



BASEBALL

**RECORDS
BOOK**



TABLE OF CONTENTS

All-Time Series Records	3
Silver Glove Series vs. Rice	4-5
Don Sanders Cup vs. Sam Houston State	6-7
MLB Draft History/MLB All-Stars	8
Awards And Honors	9-13
NCAA Postseason History	15
Conference Tournament History	16-17
Regular-Season Tournament History	18-19
Class Records	20
Individual Records	21
Team Records	22
Team NCAA Postseason Records	23
Individual NCAA Postseason Records	24
Home Field Records	25-26
Career Leaders	27-28
Single-Season Leaders	29-30
Team Single-Season Leaders	31-32
Year-by-Year Leaders	33-36
Year-by-Year Lineups	37-40
vs. Nationally Ranked Opponents	41-42
Year-by-Year Hitting Stats	43
Year-by-Year Pitching Stats	44
Standout Hitting Performances	45
Standout Pitching Performances	46
Attendance Records	47
Coaching History	48
All-Time Roster	49-52
All-Time Jersey Numbers	53-56
Retired Numbers	57
1953 College World Series Team	58
1967 College World Series Team	59
Brad Lincoln	60
Year-by-Year Results	61-73
Television History	74-75



ALL-TIME SERIES RECORDS

Table with columns: Opponent, Total Games, W-L-T, Pct., Current Streak, First Game, Last Game. Lists series records for opponents from Air Force to Northeastern.

Table with columns: Opponent, Games, W-L-T, Pct., Current Streak, First Game, Last Game. Lists series records for opponents from Northern Illinois to Youngstown State.



SILVER GLOVE SERIES VS. RICE

1948 (1-0)		
at Rice		W, 10-5
1949 (2-0)		
at Rice		W, 5-3
at Rice		W, 2-1
1972 (3-1)		
at Rice		W, 2-1
at Rice		W, 1-0
April 15	at Houston	W, 8-2
April 15	at Houston	L, 5-6
1973 (2-1)		
March 17	* at Houston	W, 7-0
March 17	* at Houston	L, 6-11
March 19	* at Houston	W, 11-10
1974 (1-1)		
April 16	* at Rice	W, 4-1
April 16	* at Rice	L, 4-11
1975 (1-2)		
April 12	* at Houston	L, 6-7
April 12	* at Houston	L, 5-8
April 13	* at Houston	W, 5-1
1976 (1-2)		
April 9	* at Rice	W, 9-4
April 9	* at Rice	L, 1-8
April 10	* at Rice	L, 2-7
1977 (2-1)		
April 8	* at Houston	W, 12-3
April 9	* at Houston	L, 4-5
April 9	* at Houston	W, 18-4
1978 (2-1)		
March 17	* at Rice	W, 9-3
March 18	* at Rice	L, 1-4
March 18	* at Rice	W, 4-2
1979 (3-0)		
March 17	* at Houston	W, 1-0
March 18	* at Houston	W, 12-3
March 18	* at Houston	W, 5-2
1980 (2-1)		
April 18	* at Rice	L, 5-10
April 19	* at Rice	W, 5-1
April 19	* at Rice	W, 8-3
1981 (1-2)		
March 20	* at Houston	L, 3-8
March 22	* at Houston	L, 4-13
March 22	* at Houston	W, 6-5
1982 (3-0)		
March 19	* at Rice	W, 1-0
March 20	* at Rice	W, 5-0
March 20	* at Rice	W, 4-0
1983 (4-0)		
March 12	* at Houston	W, 3-0
March 12	* at Houston	W, 7-3
March 13	* at Houston	W, 10-1
May 14	^ vs. Rice	W, 4-2

1984 (1-2)		
March 17	* at Rice	W, 2-1
March 17	* at Rice	L, 1-6
March 18	* at Rice	L, 4-6
1985 (2-1)		
April 26	* at Houston	L, 3-4 (12)
April 27	* at Houston	W, 3-2
April 27	* at Houston	W, 6-5
1986 (1-2)		
April 25	* at Rice	L, 5-6
April 26	* at Rice	L, 0-2
April 26	* at Rice	W, 7-0
1987 (3-0)		
April 17	* at Houston	W, 10-9
April 18	* at Houston	W, 9-8
April 18	* at Houston	W, 7-2
1988 (2-1)		
April 22	* at Rice	L, 3-5
April 23	* at Rice	W, 14-3
April 23	* at Rice	W, 17-2
1989 (2-1)		
April 15	* at Houston	W, 9-2
April 16	* at Houston	L, 3-4
April 16	* at Houston	W, 13-12 (10)
1990 (2-2)		
April 13	* at Rice	W, 5-0
April 15	* at Rice	L, 1-4
April 15	* at Rice	L, 0-3
May 18	^ vs. Rice	W, 11-0
1991 (3-0)		
April 19	* at Houston	W, 8-7
April 20	* at Houston	W, 4-2
April 20	* at Houston	W, 8-7
1992 (1-5)		
March 6	* at Rice	L, 1-2
March 7	* at Rice	L, 1-3
March 7	* at Rice	L, 0-1
April 10	* at Houston	L, 1-6
April 11	* at Houston	L, 0-4
April 11	* at Houston	W, 5-4
1993 (0-3)		
March 13	* at Rice	L, 4-17
March 14	* at Rice	L, 1-2
March 14	* at Rice	L, 1-4
1994 (2-1)		
March 18	* at Houston	W, 9-8 (10)
March 19	* at Houston	W, 8-7
March 19	* at Houston	L, 6-26
1995 (1-3)		
March 16	* at Houston	L, 5-6
May 12	* at Rice	W, 7-4
May 13	* at Rice	L, 3-8
May 13	* at Rice	L, 6-8

1996 (2-2)		
March 14	* at Houston	L, 3-9
May 10	* at Houston	L, 8-16 (13)
May 11	* at Houston	W, 3-2
May 11	* at Houston	W, 4-3
1997 (1-4)		
Feb. 8	at Rice	W, 16-12
Feb. 9	at Houston	L, 8-11
April 1	at Rice	L, 5-8
April 8	at Houston	L, 5-6
April 21	at Houston	L, 5-8
<i>Silver Glove Series Officially Begins</i>		
1998 (1-4)		
Feb. 11	at Houston	W, 8-7
Feb. 18	at Rice	L, 3-16
March 11	at Rice	L, 2-10
March 17	at Rice	L, 6-7
April 15	at Houston	L, 3-12
Cougars on the All-Series Team:		
OF:	Brandon Caraway, P:	Bryan Moore
1999 (2-3)		
Feb. 9	at Houston	L, 9-12
Feb. 23	at Rice	W, 8-3
March 16	at Houston	L, 2-6
April 13	at Rice	L, 4-9
April 28	at Houston	W, 8-3
Cougars on the All-Series Team:		
2B:	Brandon Caraway, OF:	Jason Pekar,
3B:	Robert Dieudonne, C:	Jarrod Bitter,
P:	Bryan Moore, Wild Card:	Kris Wilken
2000 (4-2)		
Feb. 8	at Rice	W, 6-2
Feb. 22	at Houston	W, 14-12
April 26	at Rice	L, 6-7
May 27	& at Houston	W, 5-2
May 28	& at Houston	L, 4-5
May 28	& at Houston	W, 9-5
Cougars on the All-Series Team:		
OF:	Shane Nance, 1B:	J.P. Woodward,
3B:	Kris Wilken, SS:	Aaron Melebeck,
Wild Card:	Jarrod Bitter, P:	Greg Runser
Most Outstanding Player: Shane Nance		
2001 (2-3)		
Feb. 13	at Houston	L, 2-5
Feb. 21	at Rice	W, 14-5
March 21	at Houston	W, 4-3
April 18	at Houston	L, 3-5
May 9	at Rice	L, 2-3
Cougars on the All-Series Team:		
OF:	Michael Bourn, OF:	Gabe Lucas,
C:	Chris Snyder, P:	Keith Whatley,
Wild Card:	Thanos Papavasiliou,	
Wild Card:	Hyung Cho	

2002 (1-4)		
Feb. 12	at Rice	L, 0-4
March 19	at Rice	L, 3-7
March 20	at Houston	L, 1-3 (11)
April 2	at Houston	W, 1-0
April 16	at Rice	L, 5-7
Cougars on the All-Series Team:		
3B:	Hyung Cho, OF:	Gabe Lucas,
OF:	Michael Bourn, C:	Chris Snyder,
P:	Danny Zell, Wild Card:	Jesse Crain
2003 (2-6)		
Feb. 18	at Houston	L, 0-3
March 4	at Rice	L, 3-4
March 19	at Houston	L, 6-7 (11)
April 1	at Rice	L, 0-11
April 16	at Houston	W, 5-1
June 7	+ at Rice	W, 5-2
June 8	+ at Rice	L, 2-10
June 9	+ at Rice	L, 2-5
Cougars on the All-Series Team:		
P:	Brian Henderson, P:	Ryan Wagner,
OF:	Travis Tully, OF:	Gabe Lucas,
Wild Card:	Thanos Papavasiliou	
2004 (1-3)		
Feb. 17	at Rice	L, 4-8
March 16	at Houston	W, 3-2
March 30	at Rice	L, 3-8
April 7	at Houston	L, 3-4
May 12	at Rice	Canceled
Cougars on the All-Series Team:		
P:	Garrett Mock, P:	Brandon Roznovsky,
2B:	Stuart Musslewhite, SS:	Patrick Gaylor,
Wild Card:	Cole Bruce	
2005 (1-4)		
Feb. 15	at Houston	L, 6-7 (10)
Feb. 22	at Rice	L, 3-4 (10)
March 29	at Houston	L, 2-6
April 26	at Rice	L, 9-10
May 17	at Houston	W, 3-2
Cougars on the All-Series Team:		
P:	Kevin Roberts, 1B:	Brad Lincoln,
2B:	Bryan Pounds, 3B:	Stephen Whalen,
OF:	Travis Tully	
2006 (1-3)		
May 12	# at Rice	W, 3-0
May 13	# at Rice	L, 4-7
May 14	# at Rice	L, 3-13 (7)
May 28	! at Rice	L, 5-11
Cougars on the All-Series Team:		
P:	Brad Lincoln, 2B:	Isa Garcia,
OF:	Matt Weston	
Most Outstanding Player: Matt Weston		
2007 (1-2)		
April 13	# at Houston	W, 5-2
April 14	# at Houston	L, 0-12 (8)
April 15	# at Houston	L, 6-11
Cougars on the All-Series Team:		
P:	Aaron Brown, P:	Chris Wright,
3B:	Dustin Kingsbury, OF:	Jimmy Cesario,
OF:	Zak Presley, Wild Card:	Ryan Lormand



SILVER GLOVE SERIES VS. RICE

2008 (1-4)

Feb. 27	# at Rice	L, 11-12
March 26	# at Houston	W, 8-5
May 9	# at Rice	L, 6-13
May 10	# at Rice	L, 1-8
May 11	# at Rice	L, 6-12

Cougars on the All-Series Team:
P: John Touchton, **3B:** Brian Pounds,
DH: Jimmy Cesario, **OF:** Jake Stewart,
2B: Ryan Lormand

2009 (1-5)

Feb. 25	# at Rice	L, 2-9
March 18	# at Houston	L, 1-8
May 1	# at Houston	W, 7-4
May 2	# at Houston	L, 5-7
May 3	# at Houston	L, 5-6
May 22	% at Hattiesburg, Miss	L, 2-7

Cougars on the All-Series Team:
P: Jared Ray, **C:** Chris Wallace, **3B:** Jake Runte,
SS: Blake Kelso, **OF:** Chase Dempsay,
OF: Caleb Ramsey

2010 (0-6)

March 2	# at Rice	L, 2-8
April 1	# at Rice	L, 0-6
April 2	# at Rice	L, 2-11
April 3	# at Rice	L, 7-8
May 18	# at Houston	L, 5-15
May 27	% at Houston	L, 3-24

Cougars on the All-Series Team:
P: Chris Crill, **C:** Chris Wallace, **SS:** Blake Kelso,
OF: Zak Presley, **OF:** Caleb Ramsey,
OF: Joel Ansley

2011 (0-6)

March 23	at Rice	L, 2-7
March 29	at Rice	L, 0-7
May 6	# at Houston	L, 2-8
May 7	# at Houston	L, 6-12
May 8	# at Houston	L, 2-5
May 28	% at Pearl, Miss.	L, 3-4

Cougars on the All-Series Team:
1B: M.P. Cokinos, **2B:** Ryan Still,
DH: Matt Creel, **Wild Card:** John Cannon

2012 (1-4)

Feb. 28	at Houston	L, 1-4
May 4	# at Rice	W, 11-6
May 5	# at Rice	L, 3-4 (10)
May 6	# at Rice	L, 2-8
May 23	% at Pearl, Miss.	L, 5-7

Cougars on the All-Series Team:
C: John Cannon, **2B:** Landon Appling,
OF: Michael Pyeatt, **P:** Jordan Lewis,
Wild Card: Austin Pruitt

2013 (1-2)

April 19	at Houston	W, 8-7
April 20	at Houston	L, 0-4
April 21	at Houston	L, 1-11 (7)

Cougars on the All-Series Team:
1B: Justin Montemayor, **2B:** Josh Vidales,
SS: Frankie Ratcliff, **3B:** Jonathan Davis,
OF: Kyle Survanco, **P:** Austin Pruitt

2014 (3-0)

Feb. 19	at Rice	W, 3-0
March 25	at Houston	W, 6-2
May 13	at Constellation Field	W, 7-3

Cougars on the All-Series Team:
1B: Casey Grayson, **SS:** Frankie Ratcliff,
3B: Connor Hollis, **OF:** Kyle Survanco,
OF: Michael Pyeatt, **DH:** Jacob Lueneburg,
P: Tyler Ford, **P:** Jared Robinson
Most Outstanding Player: Tyler Ford

2015 (2-2)

March 17	at Houston	W, 8-3
April 14	at Rice	L, 0-11
May 12	at Constellation Field	W, 2-1
May 31	& at Houston, Texas	L, 2-3 (20)

Cougars on the All-Series Team:
1B: Chris Iriart, **OF:** Corey Julks,
P: Seth Romero
Most Outstanding Player: Seth Romero

2016 (2-1)

March 22	at Houston	L, 4-7
May 10	at Rice	W, 10-0
May 17	at Constellation Field	W, 24-6

Cougars on the All-Series Team:
P: Trey Cumbie, **P:** Andrew Lantrip,
INF: Justin Montemayor, **2B:** Josh Vidales,
OF: Corey Julks, **OF:** Connor Wong,
DH: Joe Davis
Most Outstanding Player: Trey Cumbie

2017 (1-2)

April 4	at Houston	L, 0-9
April 11	at Rice	L, 3-4
May 9	at Constellation Field	W, 6-5

Cougars on the All-Series Team:
P: Brayson Hurdsman, **3B:** Jared Triolo,
SS: Jake Scheiner, **OF:** Corey Julks,
OF: Nick Slaughter, **C:** Connor Wong

2018 (2-1)

March 27	at Rice	L, 3-4
April 10	at Houston	W, 1-0
May 15	at Constellation Field	W, 7-2

Cougars on the All-Series Team:
P: Ryan Randel, **P:** Carter Henry, **3B:** Jared Triolo, **SS:** Cooper Coldiron, **OF:** Grayson Padgett, **OF:** Tyler Bielamowicz, **C:** Kyle Lovelace, **DH:** Joe Davis

2019 (1-2)

March 5	at Houston	L, 3-5
May 1	at Rice	W, 8-2 (10)
May 14	at Constellation Field	L, 1-2

Cougars on the All-Series Team:
P: Nolan Bond, **P:** Devon Roedahl, **2B:** Brad Burckel, **DH:** Derrick Cherry

2020 (1-0)

March 4	at Rice	W, 6-4
March 31	at Houston	Canceled
May 12	at Constellation Field	Canceled

Season cut short due to COVID-19 pandemic

2022 (2-1)

March 8	at Rice	W, 10-7
May 4	at Houston	W, 8-2
May 17	at Houston	L, 5-4 (12 in)

Cougars on the All-Series Team:
P: Logan Clayton, **C:** Anthony Tulimero,
2B: Brandon Burckel, **3B:** Zach Arnold,
SS: Ian McMillan, **OF:** Brandon Uhse

2023 (2-1)

April 4	at Houston	W, 14-13
May 3	at Rice	W, 8-5 (12 inn)
May 10	at Rice	L, 13-7

Cougars on the All-Series Team:
P: Kyle Ayers, **P:** Owen Woodward,
C: Anthony Tulimero, **1B:** Justin Murray,
3B: Zach Arnold, **SS:** Ian McMillan,
OF: Brandon Uhse, **OF:** Drew Bianco

- * - Southwest Conference games;
- ^ - SWC Tournament (Austin, Texas);
- - SWC First Pitch Tournament;
- & - NCAA Regional (Cougar Field);
- + - NCAA Super Regional (Reckling Park);
- # - C-USA games;
- ! - C-USA Tournament Championship;
- % - C-USA Tournament

Series Facts

Overall Series:	Rice 111, UH 86
Silver Glove Titles:	Rice 18, UH 6
Current Streak:	Rice, 1 game
Longest UH Streak:	9 games (April 19, 1981 - March 17, 1984)
Longest Rice Streak:	16 games (May 2, 2009 - Feb. 28, 2012)
at UH:	Rice leads, 48-47 (.495)
at Rice:	Rice leads, 58-34 (.370)
Neutral Site:	UH leads, 6-4 (.600)
Most UH Runs:	24 (May 17, 2016)
Most Rice Runs:	26 (March 19, 1994)
Most Combined Runs:	32 (6-26, March 19, 1994)
Total Series Runs:	Rice 1130, UH 983
Biggest UH Win:	18 runs (24-6, May 17, 2016)
Biggest Rice Win:	21 runs (24-3, May, 27, 2010)
Shutouts:	UH 15, Rice 13
1-Run Games:	Rice leads, 31-30 (.491)
Extra innings:	Rice leads, 9-4 (.308)



DON SANDERS CUP VS. SAM HOUSTON STATE

1947 (0-2)	1962 (1-3)	1978 (3-1)	1993 (1-1)
1947 L, 0-3	1962 at SHSU L, 5-6	1978 at SHSU L, 5-6	March 16 at Houston L, 5-9
1947 L, 7-8	1962 at SHSU L, 8-13	1978 at SHSU W, 6-5	April 6 at SHSU W, 6-5
1948 (0-2)	1962 at Houston W, 4-1	1978 W, 4-2	1994 (2-0)
1948 L, 7-8	1962 at Houston L, 0-7	1978 W, 4-2	Feb. 22 at Houston W, 3-2
1948 L, 6-7	1963 (0-2)	1979 (2-2)	April 12 at SHSU W, 6-5
1949 (0-2)	1963 at Houston L, 2-7	Feb. 20 at Houston L, 4-6	1995 (2-0)
1949 L, 2-4	1963 at Houston L, 3-7	Feb. 20 at Houston W, 5-3	Feb. 22 at Houston W, 10-2
1949 L, 0-2	1964 (1-3)	1979 at SHSU W, 4-3	April 11 at SHSU W, 2-1
1950 (0-2)	1964 at SHSU L, 4-8	1979 at SHSU L, 0-11	1996 (1-1)
1950 L, 2-3	1964 at Houston L, 4-6	1980 (0-4)	Feb. 14 at Houston L, 6-7
1950 L, 2-5	1964 at Houston L, 0-3	March 18 at Houston L, 5-7	April 9 at SHSU W, 20-5
1951 (2-0)	1964 at SHSU W, 3-1	March 18 at Houston L, 2-4	1997 (1-1)
April 14 at SHSU W, 4-0	1965 (1-3)	April 1 at SHSU L, 2-5	March 4 at SHSU L, 8-9
April 18 at SHSU W, 9-4	1965 at Houston L, 2-3	April 1 at SHSU L, 4-6	April 23 at Houston W, 7-0
1952 (2-1)	1965 at SHSU L, 2-13	1982 (2-0)	1998 (1-1)
1952 W, 11-4	1965 at SHSU W, 7-6	May 11 at Houston W, 2-1	March 3 at SHSU W, 13-6
1952 W, 13-1	1966 (1-1)	May 11 at Houston W, 9-0	April 29 at Houston L, 4-10
1952 L, 0-3	1966 at SHSU L, 2-11	1984 (1-3)	1999 (2-1)
1953 (1-1)	1966 at Houston W, 4-2	Feb. 28 at SHSU L, 7-10	Feb. 3 at Houston W, 11-2
March 13 L, 2-4	1967 (1-1)	Feb. 28 at SHSU L, 2-4	March 10 at SHSU L, 5-7
April 20 W, 10-7	1967 L, 0-3	Feb. 29 at Houston L, 6-7	May 4 at Houston W, 10-4
1954 (2-0)	1967 W, 1-0	Feb. 29 at Houston W, 11-7	2000 (1-0)
1954 W, 2-1	1968 (1-1)	1985 (1-1)	Feb. 20 at Houston W, 7-4
1954 W, 5-1	April 19 W, 7-5	March 26 at Houston W, 6-5	2002 (1-0)
1955 (1-1)	1968 L, 2-6	March 26 at Houston L, 3-9	April 24 at Houston W, 6-1
1955 W, 7-1	1969 (0-4)	April 8 at SHSU L, 1-3	2003 (1-0)
1955 L, 4-16	April 25 at Houston L, 0-3	April 8 at SHSU L, 1-3	March 25 at SHSU W, 7-3
1956 (2-1)	April 25 at Houston L, 4-7	1986 (0-2)	2004 (1-0)
1956 W, 6-4	April 29 at SHSU L, 1-5	April 8 at SHSU L, 1-3	April 27 at Houston W, 10-5
1956 W, 3-1	1969 at SHSU L, 0-4	1987 (4-0)	2005 (2-0)
1956 L, 0-6	1972 (0-4)	March 10 at Houston W, 4-2	March 8 at Houston W, 4-0
1957 (1-2)	April 4 at Houston L, 1-18	March 31 at SHSU W, 6-2	April 19 at SHSU W, 6-2
1957 L, 1-2	1972 at Houston L, 2-3	May 22 %at Austin, Texas W, 8-4	2006 (2-0)
1957 L, 2-7	April 8 at Houston L, 0-11	May 23 %at Austin, Texas W, 4-0	April 26 at Houston W, 4-3
1957 W, 8-4	April 8 at Houston L, 4-7	1988 (1-1)	May 16 at SHSU W, 10-4
1958 (2-1)	1973 (1-1)	Feb. 23 at Houston W, 7-3	2007 (2-0)
1958 at SHSU L, 0-12	April 3 at Houston W, 3-1	April 13 at SHSU L, 3-4	Feb. 13 at Houston W, 16-9
1958 at SHSU W, 2-0	April 3 at SHSU L, 5-7	1989 (1-0)	May 15 at SHSU W, 6-4
1958 at SHSU W, 3-1	1974 (0-2)	Feb. 22 at Houston W, 11-5	2008 (2-0)
1959 (0-2)	1974 at SHSU L, 2-6	1990 (4-0)	March 12 at SHSU W, 14-8
1959 at Houston L, 2-3	1974 at SHSU L, 7-8	Feb. 14 at Houston W, 17-2	April 16 at Houston W, 9-6
1959 at Houston L, 2-5	1976 (3-1)	Feb. 14 at Houston W, 3-1	2009 (0-2)
1960 (2-3)	March 9 at Houston W, 7-6	April 16 at SHSU W, 5-2	March 10 at Houston L, 16-18
1960 at SHSU L, 0-10	March 9 at Houston W, 7-1	April 16 at SHSU W, 7-4	April 14 at SHSU L, 2-11
1960 at SHSU L, 1-5	1976 at SHSU W, 2-1	1991 (3-1)	2010 (1-1)
1960 at SHSU W, 5-0	1976 at SHSU L, 5-6	Feb. 13 at Houston W, 14-12	April 6 at Houston W, 4-2
1960 at Houston L, 4-6	1977 (2-2)	Feb. 24 at Houston L, 4-7	April 27 at SHSU L, 3-5
1960 at Houston W, 4-2	March 15 at Houston W, 2-0	April 2 at SHSU W, 10-4	
1961 (1-2)	March 15 at Houston W, 10-3	April 10 at SHSU W, 4-0	
1961 at SHSU L, 1-6	April 12 at Houston L, 0-2	1992 (1-1)	
1961 at SHSU L, 8-9	April 12 at Houston L, 1-3	Feb. 18 at Houston W, 6-3	
1961 at Houston W, 1-0		April 14 at SHSU L, 3-4	



DON SANDERS CUP VS. SAM HOUSTON STATE

2011 (1-1)

March 15 at Houston W, 9-3
 April 12 at SHSU L, 0-9

2012 (1-1)

March 13 at Houston W, 12-2
 April 17 at SHSU L, 4-5

2013 (1-1)

Feb. 19 at SHSU W, 6-3
April 3 at Houston L, 1-4

2014 (1-1)

April 15 at SHSU W, 5-2
April 22 at Houston L, 4-5

2015 (2-0)

March 10 at SHSU W, 17-7
April 28 at Houston W, 3-0

2016 (1-1)

April 26 at Houston W, 4-3
 May 3 at SHSU L, 0-4

Don Sanders Cup Officially Begins

2017 (0-3)

April 18 at Constellation Field L, 4-5
April 25 at Houston L, 2-12
 May 2 at SHSU L, 2-3

Cougars on the All-Series Team:

P: Aaron Fletcher, **P:** Carter Henry,
SS: Jake Scheiner, **2B:** Connor Hollis

2018 (1-2)

April 17 at Houston W, 9-4
 April 18 at SHSU L, 3-8
 May 1 at Constellation Field L, 7-8

Cougars on the All-Series Team:

P: Kyle Ott, **P:** Joey Pulido, **3B:** Jared Triolo,
2B: Connor Hollis, **OF:** Grayson Padgett,
C: Tucker Redden

2019 (3-0)

March 26 at Houston W, 2-1
 April 9 at SHSU W, 12-7
 April 23 at Constellation Field W, 9-3

Cougars on the All-Series Team:

P: Clay Aguilar, **1B:** Joe Davis, **3B:** Jared Triolo
 (MVP), **OF:** Tyler Bielamowicz, **DH:** Derrick
 Cherry

2020 (0-0)

March 24 at SHSU Canceled
April 28 at Houston Canceled
 May 5 at Constellation Field Canceled
Season cut short due to COVID-19 pandemic

2022 (3-0)

March 22 at SHSU W, 9-1
April 5 at Houston W, 8-6
 May 10 at Constellation Field W, 9-1

Cougars on the All-Series Team:

P: Logan Clayton **1B:** Ryan Hernandez, **3B:**
 Zach Arnold, **SS:** Ian McMillan, **OF:** Brandon
 Ushe

2023 (1-1)

March 28 at SHSU L, 9-3
April 11 at Houston W, 14-3
 May 16 at Constellation Field Can.

! - Houston Hilton Invitational (Cougar Field)
 % - NCAA Central Regional (Austin, Texas)

Series Facts

Overall Series:	UH 89, SHSU 85
Don Sanders Cup Titles:	SHSU 2, UH 2
Current Streak:	UH, 1 game
Longest UH Streak:	13 games (May 4, 1999 - April 16, 2008)
Longest SHSU Streak:	9 games (1968 - April 8, 1972)
at UH:	UH leads, 42-31 (.575)
at SHSU:	SHSU leads, 34-31 (.476)
Neutral Site:	UH leads, 4-2 (.567)
Unknown Site:	SHSU leads, 16-13 (.552)
Most UH Runs:	20 (April 9, 1996)
Most SHSU Runs:	18, twice (16-18, 3/10/09; 1-18, 4/47/2)
Most Combined Runs:	34 (16-18, 3/10/09)
Total Series Runs:	UH 876, SHSU 822
Biggest UH Win:	15, twice (Most recently, 20-5, 4/9/96)
Biggest SHSU Win:	17 (1-18, 4/4/72)
Shutouts:	SHSU 16, UH 12
1-Run Games:	SHSU leads, 20-16 (.555)
Extra innings:	--



MAJOR LEAGUE BASEBALL DRAFT HISTORY

Bold italics indicates player competed or currently plays in the Major Leagues
 ^ - Returned to school
 & - Transferred to new school
 () - indicates overall pick

2023 (2)
 Josh Ekness Miami 12th
 Zach Arnold Philadelphia 14th

2022 (3)
 Bean Sears Kansas City 14th
 Logan Clayton Arizona 17th
 Jaycob Deese Pittsburgh 17th

2021 (1)
 Robert Gasser San Diego CBB

2019 (5)
 Jared Triolo Pittsburgh CBB
 ^ Sean Bretz Kansas City 15th
 Joe Davis Boston 19th
 Fred Villarreal Seattle 25th
 Devon Roedahl Boston 27th

2018 (3)
 Trey Cumbie Tampa Bay 13th
Aaron Fletcher *Washington* **14th**
 Joey Pulido Toronto 32nd

2017 (7)
Seth Romero *Washington* **1st (No. 25)**
Connor Wong *Los Angeles (N)* **3rd**
 Jake Scheiner Philadelphia 4th
 Corey Julks Houston 8th
John King *Texas* **10th**
 ^ Trey Cumbie Astros 38th
 ^ Cooper Coidron Chicago (N) 39th

2016 (3)
 Andrew Lantrip Cleveland 8th
 Nick Hernandez Houston 8th
 Josh Vidales Oakland 28th

2015 (7)
Jake Lemoine *Texas* **4th**
Patrick Weigel *Atlanta* **7th**
 Kyle Survance Los Angeles (A) 8th
 Chris Iriart Oakland 12th
Kyle Dowdy *Detroit* **12th**
 Taylor Cobb Los Angeles (A) 26th
 Ashford Fulmer San Francisco 28th
 Ian Rice Chicago (N) 29th

2014 (5)
 Casey Grayson St. Louis 20th
 Tyler Ford Detroit 27th
 ^ Aaron Garza Milwaukee 29th
 & Jared West Cleveland 32nd
 Chase Wellbrock Toronto 33rd

2013 (4)
Austin Pruitt *Tampa Bay* **9th**
Daniel Poncedeleon *Chicago (N)* **14th**
 Matt Hernandez Los Angeles (A) 23rd
 ^ Frankie Ratcliff Arizona 40th

2012 (3)
 Mo Wiley Cincinnati 28th
 John Cannon Los Angeles (N) 29th
 Jared Ray Arizona 34th

2011 (1)
 Caleb Ramsey Washington 11th

2010 (6)
 Blake Kelso Washington 10th
 Michael Goodnight Cleveland 13th
 Chris Wallace Houston 16th
 ^ Ty Stuckey Cincinnati 26th
 William Kankel Milwaukee 33rd
 ^ Jared Ray Minnesota 38th

2009 (3)
Donnie Joseph *Cincinnati* **3rd**
 Wes Musick Colorado 9th
 Frank Corolla Washington 19th

2008 (5)
 ^ Wes Musick San Francisco 24th
 Ryan Lormand San Francisco 26th
 ^ Michael Goodnight Cleveland 27th
 Bryan Pounds Detroit 34th
 Jimmy Cesario Colorado 46th

2007 (1)
 Aaron Brown Seattle 9th

2006 (4)
Brad Lincoln *Pittsburgh* **1st (No. 4)**
 Matt Weston San Francisco 12th
 Brett Logan Washington 31st
 Isa Garcia St. Louis 34th

2005 (3)
 Kevin Roberts Milwaukee 5th
 Justin Vaclavik Pittsburgh 7th
 Travis Tully Arizona 23rd

2004 (6)
Garrett Mock *Arizona* **3rd**
Rob Johnson *Seattle* **4th**
 Matt Varner San Diego 11th
 Rickey Putman San Diego 20th
 Patrick Breen Tampa Bay 21st
 Brett Cooley St. Louis 36th

2003 (6)
Ryan Wagner *Cincinnati* **1st (No. 14)**
 Brad Sullivan Oakland 1st (No. 25)
Michael Bourn *Philadelphia* **4th**
 Danny Zell Detroit 5th
 Brian Henderson Tampa Bay 7th
 ^ Brett Cooley Montreal 23rd

2002 (4)
Jesse Crain *Minnesota* **2nd**
Chris Snyder *Arizona* **2nd**
 ^ Brett Cooley San Francisco 33rd
 Keith Whatley Arizona 41st

2000 (11)
 Greg Runser Texas 5th
 Kyle Crowell Oakland 8th
Shane Nance *Los Angeles* **11th**
 Kris Wilken Baltimore 12th
 Brandon Caraway Philadelphia 12th
 J.P. Woodward San Diego 14th
 Eric Lee Houston 18th
 Aaron Melebeck Kansas City 19th
 Jeremy Swindell Detroit 20th
 Jason Pekar San Francisco 30th
 Jarrod Bitter San Diego 33rd

1999 (4)
 Erick Burke Detroit 11th
 Bryan Moore Florida 13th
 ^ Brandon Caraway Colorado 18th
 ^ Shane Nance Los Angeles 24th

1998 (1)
 Shaun Skrehot Pittsburgh 38th

1997 (3)
 Goefrey Tomlinson Kansas City 4th
 Dustin Carr Tampa Bay 22nd
 Mark Manbeck Philadelphia 35th

1995 (2)
 Jason Farrow Pittsburgh 27th
 Tom Maleski Chicago (N) 32nd

1994 (3)
 Shane Buteaux Chicago (A) 6th
Matt Beech *Philadelphia* **7th**
 Ricky Freeman Chicago (N) 19th

1993 (3)
Jason McDonald *Oakland* **4th**
 Brian Blair Texas 17th
 Matt Beech Detroit 24th

1992 (3)
 Jeff Haas Kansas City 5th
 R. D. Long New York (A) 38th
Chris Tremie *Chicago (A)* **39th**

1991 (4)
Vaughn Eshelman *Baltimore* **4th**
Scott Sheldon *Oakland* **8th**
Ben Weber *Toronto* **20th**
 Al Benavides San Francisco 29th

1989 (2)
 Ben Pardo Kansas City 23rd
 Mark Cerney Cincinnati 26th

1988 (3)
 Mike Rhodes New York (A) 28th
Woody Williams *Toronto* **28th**
 Lane Mallet Chicago (A) 47th

1987 (5)
 Jody Supak Detroit 12th
 Omar Brewer Texas 17th
 Larry Coker Detroit 20th
 Lonnie Walker New York (N) 29th
Anthony Young *New York (N)* **38th**

1986 (6)
Mike Walker *Pittsburgh* **2nd**
Steve Cummings *Toronto* **2nd**
 Paul Kuzniar Cleveland 2nd
 Pat Hewes St. Louis 11th
 Mike Basso San Diego 18th
Jeff Banister *Pittsburgh* **25th**

1985 (1)
 Stu Stauffacher Montreal 19th

1984 (3)
 Riley Epps Texas 10th
 Greg Brinkman Seattle 13th
 Dan Larson Seattle 31st

1983 (6)
 Rayner Noble Houston 5th
Doug Drabek *Chicago (A)* **11th**
 Alejandro Garcia Detroit 13th
 ^ Greg Brinkman Philadelphia 16th
 Mark Dickman Toronto 20th
 Corky Swindell New York (N) 32nd

1982 (2)
 Jeff Jacobson Houston 17th
 Stanley Floyd Milwaukee 24th

1981 (1)
 Jeff Achilles Boston 18th

1980 (4)
 Terry Byrum Oakland 20th
 Alvin Ruben Montreal 21st
 Tom Lukish Toronto 23rd
 Thomas Penney Toronto 24th

1979 (2)
 John Shannon Atlanta 24th
 Terry Byrum New York (N) 35th

1978 (2)
 Daniel Lopez Atlanta 16th
Gary Weiss *Los Angeles* **19th**

1977 (3)
 Ralph Wheeler Toronto 13th
 Mark David St. Louis 19th
 Gary Weiss San Diego 23rd

1976 (1)
 Jerry Willeford Houston 10th

1969 (2)
 James Sparkman Montreal 16th
 Phil Rose California 37th

1968 (1)
Tom Paciorek *Los Angeles* **5th**

TOTAL: 160 draft picks

MLB ALL-STARS

- Jesse Crain**
- 2013 - Chicago White Sox
- Michael Bourn**
- 2012 - Atlanta Braves
 - 2010 - Houston Astros
- Woody Williams**
- 2003 - St. Louis Cardinals
- Doug Drabek**
- 1994 - Pittsburgh Pirates
- Tom Paciorek**
- 1981 - Seattle Mariners
- Bill Henry**
- 1960 - Cincinnati Reds

BY THE NUMBERS

1ST ROUND PICKS

- 2017 Seth Romero
- 2006 Brad Lincoln
- 2003 Ryan Wagner
- 2003 Brad Sullivan

27 TOP 5 ROUND PICKS

45 TOP 10 ROUND PICKS

95 TOP 20 ROUND PICKS

35 PLAYED IN MAJOR LEAGUES

45 DRAFTED UNDER WHITTING

11 ('00) MOST DRAFTED IN 1 YEAR

160 DRAFTED COUGARS SINCE 1968



AWARDS AND HONORS

HOUSTON BASEBALL CONFERENCE REGULAR-SEASON CHAMPIONS table with columns: Year, Record, Pct., Head Coach, Runner-Up

- DICK HOWSER TROPHY WINNER
BROOKS WALLACE AWARD WINNER
ABCA/RAWLINGS NATIONAL PLAYER OF THE YEAR
RIVALDS.COM NATIONAL PLAYER OF THE YEAR
CSTV.COM NATIONAL PLAYER OF THE YEAR
ROGER CLEMENS AWARD FINALIST
R.E. "BOB" SMITH AWARD FINALIST
JOHNNY BENCH CATCHER OF THE YEAR AWARD FINALIST
USA BASEBALL NATIONAL TEAM MEMBERS
TEAM CANADA NATIONAL TEAM MEMBERS
ALL-AMERICA (28)
ACADEMIC ALL-AMERICA
ABCA HALL OF FAME
CONFERENCE USA HALL OF FAME
HOUSTON HALL OF HONOR

- Collegiate Baseball 3rd Team
2015 Andrew Lantrip, RHP Perfect Game 3rd Team
2006 Brad Lincoln, UTL Collegiate Baseball 1st Team
Baseball America 1st Team
ABCA/Rawlings 1st Team
NCBWA 1st Team
RosenblattReport.com 1st Team
2003 Ryan Wagner, RHP Collegiate Baseball 1st Team
Sports Weekly 1st Team
ABCA 1st Team
Baseball America 1st Team
NCBWA 1st Team
CollegeBaseballInsider 1st Team
2002 Brad Sullivan, RHP Collegiate Baseball 1st Team
Baseball Weekly 1st Team
NCBWA 1st Team
Baseball America 1st Team
ABCA 1st Team
Jesse Crain, UTL Baseball America 1st Team
Baseball Weekly 1st Team
NCBWA 2nd Team
Chris Snyder, C Baseball America 2nd Team
NCBWA 3rd Team
2000 Kyle Crowell, RHP Baseball America 1st Team
ABCA 2nd Team
Collegiate Baseball 2nd Team
NCBWA 2nd Team
The Sporting News 2nd Team
Jarrod Bitter, C NCBWA 2nd Team
1999 Kyle Crowell, RHP NCBWA 2nd Team
Collegiate Baseball 3rd Team
J.P. Woodward, 1B NCBWA 3rd Team
Brandon Caraway, OF NCBWA 3rd Team
1997 Goefrey Tomlinson, OF NCBWA 1st Team
Baseball America 3rd Team
Dustin Carr, 3B Collegiate Baseball 3rd Team
1994 Shane Buteaux, OF/RHP 2nd Team
1993 J.J. Matzke, 3B 3rd Team
1990 Keith Darter, DH 3rd Team
1987 Jody Supak, RHP 2nd Team
1986 Pat Hewes, C 3rd Team
1983 Rayner Noble, LHP 1st Team
1976 Jerry Willeford, OF/C 1st Team
1968 Tom Paciorek, OF AACBC 1st Team
1967 Tom Paciorek, OF AACBC 1st Team

- 1966 Ike Lucas, OF AACBC 2nd Team
1953 Carlton Hanta, SS AACBC 3rd Team
FRESHMAN ALL-AMERICA (21)
2023 Paul Schmitz, P Perfect Game 2nd Team
2016 Joe Davis, 1B NCBWA 1st Team
Louisville Slugger/Collegiate Baseball
Trey Cumbie, LHP NCBWA 2nd Team
Louisville Slugger/Collegiate Baseball
Mitch Ullom, RHP Louisville Slugger/Collegiate Baseball
2015 Seth Romero, LHP Baseball America 1st Team
D1Baseball 1st Team
Perfect Game 1st Team
Louisville Slugger/Collegiate Baseball
2014 Andrew Lantrip, RHP Louisville Slugger/Collegiate Baseball
2013 Justin Montemayor, 1B Louisville Slugger/Collegiate Baseball
Kyle Survance, OF Louisville Slugger/Collegiate Baseball
2008 Chase Dempsay, RHP Louisville Slugger; Pro-Line NCBWA 1st Team
Rivals 1st Team
Blake Kelso, 2B Louisville Slugger/Collegiate Baseball
2007 Wes Musick, LHP Collegiate Baseball
2006 Luis Flores, UTL Louisville Slugger/Collegiate Baseball
RosenblattReport 1st Team
2002 Stuart Musslewhite, 2B Louisville Slugger/Collegiate Baseball HM
2001 Michael Bourn, OF Louisville Slugger/Collegiate Baseball HM
Hyung Cho, 3B Louisville Slugger/Collegiate Baseball HM
Austin Faught, LHP Louisville Slugger/Collegiate Baseball HM
Gene Flores, RHP Louisville Slugger/Collegiate Baseball HM
Brad Sullivan, RHP Baseball Weekly 1st Team
Baseball America 2nd Team
Collegiate Baseball HM
2000 Bryan Harris, RHP Louisville Slugger/Collegiate Baseball HM
1998 Jayme Sperring, 1B Louisville Slugger/Collegiate Baseball HM
1997 Shane Nance, LHP Louisville Slugger/Collegiate Baseball 1st Team
ACADEMIC ALL-AMERICA
2007 Josh Stirneman, 1B ESPN The Magazine 2nd Team
1992 Greyson Liles, 1B, GTE
ABCA HALL OF FAME
2022 John Altobelli, assistants coach/OF
1975 Lovette Hill, head coach
CONFERENCE USA HALL OF FAME
2020 Brad Lincoln, RHP
HOUSTON HALL OF HONOR
2023 Michael Bourn, OF Rick Brewer, P

- 2022 Rayner Noble, Coach
2021 Rayner Noble, head coach/LHP
2016 Brad Lincoln, RHP
2013 Brad Sullivan, RHP
2010 Ike Lucas, OF
2008 Carlton Hanta, INF
2006 Rolan Walton, head coach/SS
2004 Lovette Hill, head coach
2000 Doug Drabek, RHP
1978 Tom Paciorek, OF
PREMIER PLAYER OF COLLEGE BASEBALL
2014 Jake Lemoine, RHP
C-USA MALE ATHLETE OF THE YEAR
2006 Brad Lincoln, UTL (Co)
NCAA COLLEGE WORLD SERIES ALL-TOURNAMENT TEAM
1967 Tom Paciorek, OF
Ike Lucas, OF
NCAA REGIONAL MOST OUTSTANDING PLAYER
2014 Kyle Survance (Baton Rouge, La.)
2003 Cole Bruce, 1B (College Station, Texas)
2002 Keith Whatley, OF (Mesa, Ariz.)
2000 Shane Nance, LHP/DH (Houston)
NCAA REGIONAL ALL-TOURNAMENT TEAM
2018 Chapel Hill, N.C.
Aaron Fletcher, LHP
Kyle Lovelace, C
Joe Davis, DH
Tyler Bielamowicz, LHP
2017 Did not have an All-Tournament Team
2015 Houston (Cougar Field)
Kyle Dowdy, RHP
Seth Romero, LHP
Chris Iriart, 1B
Corey Julks, OF
2014 Baton Rouge, La.
Kyle Survance, OF
Caleb Barker, C
Jared Robinson, RHP
2008 College Station, Texas
Jimmy Cesario, INF
Ryan Lormand, INF
Chris Wallace, C
Jared Ray, RHP
2003 College Station, Texas
Cole Bruce, 1B
Hyung Cho, 3B
Michael Bourn, OF
Ryan Wagner, RHP
2002 Mesa, Ariz.
Brett Cooley, 1B
Hyung Cho, 3B
Michael Bourn, OF
Keith Whatley, OF
Brad Sullivan, RHP
Sam Mitchell, DH
2000 Houston (Cougar Field)
Aaron Melebeck, SS
Eric Lee, OF
Shance Nance, LHP/DH
Kris Wilken, UTL
J.P. Woodward, 1B
1999 Houston (Cougar Field)
J.P. Woodward, 1B
Brandon Caraway, 2B
Bryan Moore, RHP
1990 South I
Fred Hinojosa, C
1987 Central



	Fred Hinojosa, C	
	Jody Supak, C	
1982	West II	
	Corky Swindell, INF	
	Mark Lavespere, OF	
	Rayner Noble, LHP	

ABCA ALL-REGION

2022	Anthony Tulimero, C	1st Team
2019	Joe Davis, DH	2nd Team
2018	Joe Davis, DH	1st Team
	Trey Cumbie, LHP	2nd Team
2017	Jake Scheiner, UTL	1st Team
	Trey Cumbie, LHP	1st Team
2016	Seth Romero, LHP	1st Team
	Joe Davis, 1B	2nd Team
2015	Kyle Survance, OF	1st Team
	Chris Iriart, 1B	2nd Team
	Andrew Lantrip, RHP	2nd Team
2014	Chase Wellbrock, RHP	1st Team
	Casey Grayson, INF	1st Team
	Tyler Ford, LHP	2nd Team
2013	Austin Pruitt, RHP	2nd Team
2008	Bryan Pounds, INF	1st Team
	Wes Musick, LHP	2nd Team
	Jake Stewart, OF	2nd Team
2006	Brad Lincoln, RHP	
	Matt Weston, OF	
2005	Justin Vaclavik, RHP	
2003	Brad Sullivan, RHP	
	Ryan Wagner, RHP	
2002	Brad Sullivan, RHP	
	Jesse Crain, RHP	

ABCA SOUTH CENTRAL REGIONAL COACH OF THE YEAR

2017	Todd Whitting
2015	Todd Whitting
2002	Rayner Noble
1976	Rolan Walton

ALL-NCAA DISTRICT NO. VI

1968	Tom Paciorek, OF	1st Team
	Phil Rose, C	3rd Team

CONFERENCE PLAYER OF THE YEAR

American Athletic Conference	
2017	Jake Scheiner, UTL
Southwest Conference	
1990	Keith Darter, DH/LHP
1983	Rayner Noble, LHP

CONFERENCE PITCHER OF THE YEAR

American Athletic Conference	
2018	Aaron Fletcher, LHP
2017	Trey Cumbie, LHP

Conference USA	
2006	Brad Lincoln, RHP
2002	Brad Sullivan, RHP
2000	Kyle Crowell, RHP
1999	Kyle Crowell, RHP

CONFERENCE NEWCOMER OF THE YEAR

American Athletic Conference	
2023	Justin Murray, 1B
Conference USA	
2013	Frankie Ratcliff, SS
2007	Jimmy Cesario, OF

CONFERENCE NEWCOMER PITCHER OF THE YEAR

American Athletic Conference	
2019	Devon Roedahl, RHP

Southwest Conference

1992	Jeff Haas, LHP
1990	James Wambach, 1B

CONFERENCE FRESHMAN OF THE YEAR

American Athletic Conference	
2016	Joe Davis, 1B
2015	Seth Romero, LHP
2014	Andrew Lantrip, RHP
Conference USA	
2013	Justin Montemayor, 1B
1998	Shane Nance, LHP

CONFERENCE COACH OF THE YEAR

American Athletic Conference	
2018	Todd Whitting

Conference USA

2000	Rayner Noble
1999	Rayner Noble

Southwest Conference

1982	Rolan Walton
1976	Rolan Walton

ALL-CONFERENCE (149)

American Athletic Conference		
2023	Zach Arnold	1st Team
	Justin Murray	1st Team
2022	Ryan Hernandez	1st Team
	Anthony Tulimero	1st Team
	Ian McMillan	2nd Team
	Ben Sears	2nd Team
	Brandon Uhse	2nd Team
2021	Robert Gasser, LHP	1st Team
	Tyler Bielamowicz, OF	2nd Team
2019	Clay Aguilar, LHP	1st Team
	Devon Roedahl, RHP	2nd Team
	Fred Villarreal, RHP	2nd Team
	Joe Davis, 1B	2nd Team
	Jared Triolo, 3B	2nd Team
2018	Aaron Fletcher, LHP	1st Team
	Trey Cumbie, LHP	2nd Team
	Joe Davis, DH	2nd Team
	Lael Lockhart Jr., UTL	2nd Team
2017	Jake Scheiner, UTL	1st Team
	Trey Cumbie, LHP	1st Team
	Corey Julks, OF	1st Team
	Connor Wong, C	2nd Team
	Mitch Ullom, RHP	2nd Team
	Joe Davis, DH	2nd Team
2016	Joe Davis, 1B	1st Team
	Connor Wong, UTL	1st Team
	Corey Julks, OF	1st Team
	Nick Hernandez, RHP	1st Team
	Seth Romero, LHP	2nd Team
2015	Kyle Survance, OF	1st Team
	Kyle Dowdy, RHP	2nd Team
	Andrew Lantrip, RHP	2nd Team
	Seth Romero, LHP	2nd Team
	Chris Iriart, INF	2nd Team
	Josh Vidales, INF	2nd Team
	Jacob Campbell, DH	2nd Team
2014	Caleb Barker, C	1st Team
	Justin Montemayor, DH	1st Team
	Chase Wellbrock, RHP	2nd Team
	Aaron Garza, RHP	2nd Team
	Jake Lemoine, RHP	2nd Team
	Casey Grayson, INF	2nd Team
	Kyle Survance, OF	2nd Team

Conference USA

2013	Austin Pruitt, RHP	2nd Team
	Justin Montemayor, INF	2nd Team
	Kyle Survance, OF	2nd Team
	Frankie Ratcliff, INF	2nd Team
2011	Caleb Ramsey, OF	2nd Team
2009	Donnie Joseph, LHP	1st Team
	Blake Kelso, INF	2nd Team
	Jared Ray, RHP	2nd Team
	Chris Wallace, C	2nd Team
2008	Bryan Pounds, INF	1st Team
	Jake Stewart, OF	1st Team
	Wes Musick, LHP	2nd Team
2007	Wes Musick, LHP	1st Team
	Jimmy Cesario, OF	1st Team
	Luis Flores, C	2nd Team
2006	Brad Lincoln, RHP	1st Team
	Brad Lincoln, DH	1st Team
	Isa Garcia, INF	1st Team
	Matt Weston, OF	1st Team
2005	Travis Tully, OF	1st Team
	Matt Farrington, LHP	1st Team
	Kevin Roberts, UTL	2nd Team
2004	Travis Tully, OF	2nd Team
2003	Hyung Cho, 3B	1st Team
	Brad Sullivan, RHP	1st Team
	Ryan Wagner, RHP	2nd Team
2002	Brad Sullivan, RHP	1st Team
	Brett Cooley, IF	1st Team
	Chris Snyder, C	1st Team
	Jesse Crain, IF	1st Team
	Jesse Crain, RHP	1st Team
	Michael Bourn, OF	2nd Team
2001	Brad Sullivan, RHP	1st Team
	Chris Snyder, C	2nd Team
	Michael Bourn, OF	2nd Team
	Austin Faught, LHP	2nd Team
2000	Jarrold Bitter, C	1st Team
	Kyle Crowell, RHP	1st Team
	Tyson Schweitzer, OF	1st Team
	Aaron Melebeck, INF	2nd Team
	Kris Wilken, INF	2nd Team
	Eric Lee, OF	2nd Team
	Duncan McAdoo, RHP	2nd Team
	Shane Nance, LHP	2nd Team
1999	Kyle Crowell, RHP	1st Team
	Brandon Caraway, INF	1st Team
	J. P. Woodward, INF	1st Team
	Jarrold Bitter, C	2nd Team
	Shane Nance, LHP	2nd Team
	Bryan Moore, RHP	2nd Team
1998	Shane Nance, LHP	1st Team
	Brandon Caraway, OF	2nd Team
	Bruce Rios, DH	2nd Team
	Jon McDonald, LHP	2nd Team
1997	Dustin Carr, INF	1st Team
	Goefrey Tomlinson, OF	1st Team
	Bruce Rios, C	3rd Team
	Shaun Skrehot, INF	3rd Team
Southwest Conference		
1996	Jason Schreiber, UTL	1st Team
	Mark Manbeck, RHP	1st Team
1995	Jason Farrow, RHP	1st Team
	Jason Smiga, SS	1st Team
1994	Shane Buteaux, OF	1st Team
	Ricky Freeman, UTL	1st Team
1993	Phil Lewis, OF	1st Team
	Ricky Freeman, UTL	1st Team
1992	Jeff Haas, LHP	1st Team
	Phil Lewis, OF	1st Team
	Greyson Liles, UTL	1st Team
1991	Rusty Smajstrla, OF	1st Team
	Al Benavides, RHP	1st Team
1990	Keith Darter, DH	1st Team
	James Wambach, 1B	1st Team

	Al Benavides, RHP	1st Team
1989	David Vasquez, OF	1st Team
	Fred Hinojosa, C	1st Team
1988	Fred Hinojosa, C	1st Team
1987	Larry Coker, LHP	1st Team
	Jody Supak, RHP	1st Team
	Omar Brewer, OF	1st Team
1986	Pat Hewes, C	1st Team
	Dan Larson, DH	1st Team
1985	Dan Larson, DH	1st Team
1984	Dan Larson, DH	1st Team
1983	Rayner Noble, LHP	1st Team
	Corky Swindell, 2B	1st Team
1982	Wes Gregersen, OF	1st Team
1981	Mike Minturn, 1B	1st Team
	Mark Lavespere, OF	1st Team
	Rayner Noble, LHP	1st Team
1980	Mike Breslin, 1B	1st Team
1979	Jay Beard, DH	1st Team
1978	Jay Beard, DH	1st Team
1977	Gary Weiss, 2B	1st Team
1976	Jerry Willeford, C	1st Team
	Charles Garza, RHP	1st Team
1974	Steve Reeves, 1B	1st Team
1973	Mike Bollman, C	1st Team
	David Vinson, OF	1st Team
	Tommy Kaiser, OF	1st Team

Missouri Valley Conference

1960	Gary Nelson, 2B	1st Team
	Bucky Watkins, SS	1st Team
	Bubba Wagner, C	1st Team
	Bob Peters, RHP	1st Team
1957	Jimmy Bethea, CF	1st Team

Lone Star Conference

1948	Lloyd Ellis, 1B
	Eugene Lehnertz, SS

CONFERENCE TOURNAMENT MOST OUTSTANDING PLAYER

American Athletic Conference	
2017	Jake Scheiner, 3B
2014	Josh Vidales, 2B

Conference USA

2008	Bryan Pounds, INF
2000	Jarrold Bitter, C
1997	Scottie Scott, C

Southwest Conference USA

1990	Ricky Torres, 3B
1987	Larry Coker, LHP/1B
1982	Dale Oliver, DH

CONFERENCE ALL-TOURNAMENT TEAM

American Athletic Conference	
2023	Justin Murray, UTL
	Brandon Uhse, OF
2022	Jose Torrealba, LHP
	Ryan Hernandez, 1B
	Anthony Tulimero, C
	Santiago Garcia, DH
2018	Joe Davis, DH
2017	Jake Scheiner, 3B
	Trey Cumbie, LHP
	Tyler Bielamowicz, OF
	Corey Julks, OF
	John King, LHP
2016	Nick Hernandez, RHP
	Connor Wong, OF
	Zac Taylor, OF
	Joe Davis, DH
2015	Andrew Lantrip, RHP
	Ian Rice, C
	Connor Wong, INF
	Corey Julks, OF



NCAA & CONFERENCE TEAM AND INDIVIDUAL CHAMPIONS

NCAA TEAM CHAMPIONS
Strikeout-to-Walk Ratio
2016 4.17 (American)

Walks Allowed
2016 1.97 (American)

Fielding Percentage
2000 .977 (C-USA)

NCAA INDIVIDUAL CHAMPIONS
Strikeouts per Nine Innings
2002 Ryan Wagner (C-USA) 16.8

NCAA Division I single-season record
Walks Allowed
2016 Andrew Lantrip (American) 0.50

Strikeout-to-Walk Ratio
2016 Andrew Lantrip (American) 16.80

TEAM CONFERENCE CHAMPIONS
Batting Average
2002 .310 (C-USA)

On Base Percentage
2017 .386 (American)

Slugging Percentage
2017 .448 (American)

Home Runs
2000 75 (C-USA)

RBI
2000 445 (C-USA)

Doubles
2000 157 (C-USA)
1999 140 (C-USA)
1997 147 (C-USA)

Triples
2017 26 (American)
2015 22 (American)
2013 25 (C-USA)
2000 16 (C-USA)

Stolen Bases
2013 82 (C-USA)
1999 114 (C-USA)
1997 152 (C-USA)

Hits
2017 616 (American)
2002 693 (C-USA)

Runs Scored
2017 403 (American)
2000 484 (C-USA)

Sacrifice Flies
2016 22 (American)

Walks
2015 282 (American)
2014 292 (American)

ERA
2016 2.48 (American)
2015 2.89 (American)
2014 2.35 (American)
2002 3.20 (C-USA)
2000 3.58 (C-USA)

Runs Allowed
2014 187 (American)

Hits Allowed
2016 7.47 (American)

Stikeout-to-Walk Ratio
2017 3.16 (American)
2014 4.17 (American)

Strikeouts Pitched
2003 605 (C-USA)
2002 548 (C-USA)

WHIP
2016 1.05 (American)

Walks Allowed
2017 2.28 (American)
2016 1.97 (American)
2014 1.19 (American)
2013 1.61 (C-USA)

Fielding Percentage
2014 .972 (American)
2000 .977 (C-USA)
1999 .969 (C-USA)
1997 .963 (C-USA)

Slugging Percentage
2000 .484 (C-USA)

INDIVIDUAL CONFERENCE CHAMPIONS
Batting Average
1993 J.J. Matzke (SWC) .397
1990 Keith Darter (SWC) .396
1988 Fred Hinojosa (SWC) .412
1981 Mike Minturn (SWC) .408
1976 Jerry Willeford (SWC) .403

Home Runs
2016 Jake Scheiner (American) 18
1986 Pat Hewes (SWC) 23
1982 Jeff Jacobson (SWC) 11
1975 Mike Higgins (SWC) 9

Doubles
2000 Aaron Melebeck (C-USA) 24
1999 Tyson Schweitzer (C-USA) 24
1997 Dustin Carr (C-USA) 32

Triples
2017 Corey Julks (American) 6
2013 Frankie Ratcliff (C-USA) 8
2000 Eric Lee (C-USA) 5

Slugging Percentage
2017 Jake Scheiner (American) .667
2016 Joe Davis (American) .577
2006 Matt Weston (C-USA) .657

Stolen Bases
2016 Connor Wong (American) 26
2013 Kyle Survance (American) 20
2002 Michael Bourn (C-USA) 32
1997 Shaun Skrehot (C-USA) 33

Hits
1997 Dustin Carr (C-USA) 108

RBI
2018 Joe Davis (American) 62
2017 Jake Scheiner (American) 64
2016 Joe Davis (American) 58

Total Bases
2016 Joe Davis (American) 138

Sacrifice Bunts
2020 Kyle Lovelace (American) 5^

Sacrifice Flies
2016 Justin Montemayor (American) 6

Walks
2014 Casey Grayson (American) 52
2013 Josh Vidales (C-USA) 49

Runs Scored
2017 Connor Wong (American) 61
2008 Jake Stewart (C-USA) 74

Pitching Wins
2017 Trey Cumbie (American) 10
2002 Brad Sullivan (C-USA) 13
2000 Kyle Crowell (C-USA) 13

ERA
2018 Aaron Fletcher (American) 2.19
2017 Trey Cumbie (American) 2.04
2015 Seth Romero (American) 1.94
2014 Tyler Ford (American) 1.17
2006 Brad Lincoln (C-USA) 1.69
2002 Brad Sullivan (C-USA) 1.82
2000 Shane Nance (C-USA) 2.31
1981 Jeff Achilles (SWC) 1.59
1960 Bob Peters (MVC) 1.40

Strikeouts Pitched
2016 Seth Romero (American) 113
2015 Andrew Lantrip (American) 115
2003 Brad Sullivan (C-USA) 154
2002 Brad Sullivan (C-USA) 157
2000 Kyle Crowell (C-USA) 117

Strikeout-to-Walk Ratio
2016 Andrew Lantrip (American) 16.80

Hits Allowed
2016 Seth Romero (American) 5.72

Walks Allowed
2016 John King (American) 1.11
2016 Andrew Lantrip (American) 0.50

WHIP
2016 Seth Romero (American) 0.93

Saves
2003 Ryan Wagner (C-USA) 15
2002 Jesse Crain (C-USA) 10

Wins
2013 Austin Pruitt (C-USA) 10

Innings Pitched
2015 Andrew Lantrip (American) 113.1

^ Season cut short due to COVID-19 pandemic

2014 Josh Vidales, INF
Kyle Survance, OF
Andrew Lantrip, RHP
Casey Grayson, INF

Conference USA

2013 Justin Montemayor, INF

2012 Landon Appling, OF

2011 Ryan Still, INF
Landon Appling, OF
Caleb Ramsey, OF
Jared Ray, RHP
Bryan Pounds, INF

2010 M.P. Cokinos, DH

2008 Jimmy Cesario, INF
Zak Presley, OF
Jared Ray, RHP

2006 Luis Flores, RHP
Isa Garcia, INF
Jake Stewart, OF
Brad Lincoln, DH

2005 Dustin Kingsbury, SS

2004 Kevin Roberts, DH

2002 Michael Bourn, OF
Chris Snyder, C

2000 Jarrod Bitter, C
Sean Allen, INF
Brandon Caraway, OF
Shane Nance, LHP

1999 Jarrod Bitter, C
Brandon Caraway, INF
Bryan Moore, RHP
Shane Nance, LHP

1998 Brandon Caraway, OF
Eric Lee, OF

1997 Scottie Scott, C
Jason Schreiber, DH
Shaun Skrehot, SS
Goefrey Tomlinson, OF

Southwest Conference

1990 Ricky Torres, 3B
Keith Darter, DH
Fred Hinojosa, C
Scott Sheldon, SS
Ben Weber, RHP

1987 Larry Coker, LHP/1B
Lonnie Walker, OF

1983 Steve Seberger, OF
Corky Swindell, 2B

1982 Dale Oliver, DH
Wesley Gregersen, OF
Jeff Jacobson, INF

1981 Chuck Shirley, 1B
Rusty Snyder, OF

1978 Terry Byrum, DH
Bobby Hollas, 1B
Donny Randell, OF

CONFERENCE ALL-FRESHMAN TEAM

Conference USA

2013 Justin Montemayor, 1B
Kyle Survance, OF
Jake Lemoine, RHP
Josh Vidales, 2B

2012 Michael Pyeatt, OF

2011 Landon Appling, OF

2010 M.P. Cokinos, DH

2009 Michael Goodnight, RHP

2008 Chase Dempsay, RHP
Blake Kelso, INF

2007 Wes Musick, LHP
Zak Presley, OF

2006 Travis Cougot, SS

2004 Brad Lincoln, RHP

2003 Matt Farrington, OF

Travis Tully, OF

2002 Stuart Musslewhite, 2B

2001 Hyung Cho, 3B
Michael Bourn, OF
Austin Faight, LHP
Gene Flores, RHP
Brad Sullivan, RHP

2000 Bryan Harris, RHP

1998 Jayme Sperring, INF
Kris Wilken, OF
Jarrod Bitter, C

1997 Brandon Caraway, OF
Eric Lee, OF
Shane Nance, RHP
Robert Dieudonne, RHP

COSIDA ACADEMIC ALL-DISTRICT

2018 Joey Pulido 1st Team
Connor Hollis 1st Team

Capital One

2014 Justin Montemayor, DH

Capital One 1st Team

2012 Jonathan Davis, DH

Capital One 1st Team

2007 Josh Stirneman, 1B

ESPN The Magazine 1st Team

2003 Brian Henderson, LHP

Verizon 2nd Team

1992 Greyson Liles, 1B, GTE

Jeff Haas, PLH, GTE

C-USA COMMISSIONER'S ACADEMIC MEDAL

2013 Caleb Barker, C

Justin Montemayor, 1B

2012 Ryan Vruggink, RHP

2010 Matt Creel, RHP

Travis Trial, INF

2009 Jimmy Cesario, INF

2008 Josh Stirneman, INF

2007 Josh Stirneman, INF

2006 Josh Stirneman, INF

2001 Brian Henderson, LHP

Thanos Papavaiiou, 1B

1997 Morgan Stephens, UTL

ALL-ACADEMIC TEAM

American Athletic Conference

2023 Cary Arbolida, OF

Zach Arnold, INF

Jason Burger, RHP

Matthew Canizares, RHP

Dante Cano, RHP

Cade Citelli, RHP

Braedyn Cunningham, RHP

Coby DeJesus, INF

Ryan Dollar, RHP

Jack Duffy, UTL

Tommy Egan, RHP

Gabe Flores, UTL

Tyler Gray, RHP

Kyle LaCalameto, LHP

Maddux Miller, RHP

Justin Murray, UTL

Brendan O'Donnell, LHP

Dylan Post, C

Nate Price, C

Paul Schmitz, RHP

Jacob Schoenvogel, OF

Merek Sears, LHP

Jose Torrealba, RHP

Anthony Tulimero, C

Dan Wright, RHP

2022 Zach Arnold, INF

Sam Benjamin, OF

Kade Brewer, C

Brandon Burckel, INF



Jason Burger, RHP
 Joshua Coleman, LHP
 Jackson Dannelley, RHP
 Santiago Garcia, C
 Kyle LaCalameto, LHP
 Alexander Lopez, INF
 Cody Morse, LHP
 Taylor Parrett, RHP
 Dylan Post, C
 Michael Rhylick, LHP
 Luke Robertson, RHP
 Jose Torrealba, RHP
 Anthony Tulimero, C

2021 Derek Abeln, OF
 John Alvey, LHP
 Dravin Barber, RHP
 Adam Becker, INF
 Tyler Bielamowicz, OF
 Isaiah Blaylock, RHP
 Josh Brown, RHP
 Colby Casey, RHP
 Jaycob Deese, RHP
 Ryne Edmondson, OF
 Robert Gasser, LHP
 Carter Henry, RHP
 Ryan Hernandez, INF
 Ryne Huggins, LHP
 Matt Lazzaro, LHP
 Layne Looney, RHP
 Kyle Lovelace, C
 Evan Maldonado, UTL
 Ian McMillan, INF
 Andrew Papantonis, OF
 Will Pendergrass, INF
 Leyton Pinckney, C
 Dylan Post, C
 Cameron Prayer, LHP
 Ben Sears, RHP
 Johnathon Thomas, OF
 Samuel Tormos, UTL
 Skyler Trevino, INF
 Cole Turney, OF
 Hayden Winters, UTL

2020 Luke Almendarez, UTL
 Tyler Bielamowicz, UTL
 Isaiah Blaylock, RHP
 Sean Bretz, RHP
 Brad Burckel, INF/OF
 Brett Cain, UTL
 Randal Garza, LHP/1B
 Tanner Green, RHP
 Bryson Hill, RHP/UTL
 Brayson Hurdsman, LHP
 Spencer Hynes, LHP
 Layne Looney, RHP
 Kyle Lovelace, C
 Trenton McMeans, INF
 Rey Mendoza, LHP/OF
 Reed Osborn, RHP
 Andrew Papantonis, INF
 Dylan Post, C/1B
 Nick Rupp, LHP
 Johnathon Thomas, OF
 Blake Way, C/UTL
 Craig Yoho, INF

2019 Ty Abraham, RHP
 Tyler Bielamowicz, OF
 Nolan Bond, RHP
 Sean Bretz, RHP
 Brad Burckel, 2B
 Wendell Champion II, OF
 Joe Davis, 1B
 Hunter Edwards, RHP
 Brett Esau, 3B
 Landon Etzel, OF
 Colby Feris, OF
 Rey Fuentes III, OF

Jordan Gochenour, OF
 Tanner Green, RHP
 Brayson Hurdsman, LHP
 Spencer Hynes, LHP
 Kyle Lovelace, C
 Hunter Mayo, RHP
 Trenton McMeans, 2B
 Ian McMillan, SS
 Grayson Padgett, OF
 Johnathon Thomas, OF
 Blake Way, C

2018 Tyler Bielamowicz, OF
 Nolan Bond, RHP
 Wendell Champion, OF
 Joe Davis, 1B
 Hunter Edwards, RHP
 Landon Etzel, OF
 Rey Fuentes, INF
 Aaron Fletcher, RHP
 Connor Hollis, INF
 Brayson Hurdsman, LHP
 Spencer Juergens, RHP
 Dylan Lester, RHP
 Tyler Littlefield, INF
 Trenton McMeans, INF
 Kyle Ott, RHP
 Grayson Padgett, OF
 Joey Pulido, RHP
 Tucker Redden, C
 Nick Slaughter, C
 Jared Triolo, 3B
 Mitch Ullom, RHP

2017 Tyler Bielamowicz, OF
 Nolan Bond, RHP
 Wendell Champion, OF
 Hunter Edwards, RHP
 Landon Etzel, OF
 Rey Fuentes, INF
 Brett Harris, INF
 Connor Hollis, INF
 Brayson Hurdsman, LHP
 David Kanada, LHP
 Dylan Lester, RHP
 Jordan Monacy, INF
 Grayson Padgett, OF
 Joey Pulido, RHP
 Jake Scheiner, INF
 Nick Slaughter, OF
 Jared Triolo, UTL

2016 Nolan Bond, RHP
 Clay Casey, OF
 Joe Davis, 1B
 Derek Dickerson, INF
 Aaron Fletcher, LHP
 Robert Grilli, OF
 Nick Hernandez, RHP
 Connor Hollis, INF
 John King, LHP
 John Kinzy, RHP
 Andrew Lantrip, RHP
 Tanner Lawson, LHP
 Gino Marucci, OF
 Justin Montemayor, UTL
 Caleb Morris, OF
 Grayson Padgett, OF
 Chris Reed, RHP
 Jose Reyes, INF
 Jordan Stading, INF
 Josh Vidales, 2B
 Connor Wong, C

2015 Kyle Dowdy, RHP
 Micah Edwards, RHP
 Ashford Fulmer, OF
 Aaron Garza, RHP
 David Longville, RHP
 Robert Grilli, OF
 Chris Iriart, 1B

Justin Montemayor, 3B
 Austin Moore, RHP
 Ian Rice, C
 Josh Vidales, 2B
 Connor Hollis, 3B
 Andrew Lantrip, RHP
 Gino Marucci, OF
 Jordan Stading, INF
 Chase Cryer, INF
 Derek Dickerson, INF
 Aaron Fletcher, LHP
 Jared Robinson, RHP
 Braeden Holub, RHP
 George Pappas, C
 Chris Reed, RHP
 Zac Taylor, OF
 Michael Wisz, INF

2014 Casey Grayson, 1B
 Jacob Lueneburg, UTL
 Logan Piper, RHP
 Landon Appling, OF
 Caleb Barker, C
 Matt Locus, LHP
 Chase Wellbrock, RHP
 Micah Edwards, RHP
 Ashford Fulmer, OF
 David Longville, RHP
 Jared Robinson, RHP
 Ryan Vrugink, RHP
 Justin Montemayor, INF
 Josh Vidales, INF
 Garrett Domingue, OF
 Connor Hollis, INF
 Gino Marucci, OF
 Jordan Stading, INF

Conference USA

2013 Caleb Barker, C
 Daniel Poncedeleon, RHP

2012 Jared Ray, RHP

2011 Matt Creel, RHP

2010 Matt Creel, RHP

2009 Blake Kelso, INF

2008 Jimmy Cesario, INF
 Zak Presley, OF

2007 Jimmy Cesario, OF
 Josh Stirneman, INF

C-USA COMMISSIONER'S HONOR ROLL

2013 Landon Appling, OF
 Caleb Barker, C
 Jonathan Davis, UTL
 Tyler Ford, LHP
 Dustin Fuerst, RHP
 Ashford Fulmer, OF
 Aaron Garza, RHP
 Casey Grayson, 1B
 Price Jacobs, OF
 Kyle Kirk, 3B
 Kevin Kubecka, C
 Brady Latimer, C
 Jacob Lueneburg, UTL
 Justin Montemayor, 1B
 Logan Piper, RHP
 Daniel Poncedeleon, RHP
 Frankie Ratcliff, SS
 Dylan Rucker, RHP
 Grant Slaughter, RHP
 Daniel Smith, RHP/C
 Kyle Survance, OF
 Josh Vidales, 2B
 Ryan Vrugink, RHP
 Chase Wellbrock, RHP
 Taylor White, INF

2012 Landon Appling, OF
 Harrison Ayala, INF
 Keith Brenner, RHP

John Cannon, C
 Jonathan Davis, DH
 Dustin Fuerst, RHP
 Aaron Garza, RHP
 Casey Grayson, INF
 Matt Hernandez, LHP
 Jesse Hoover, OF
 Price Jacobs, OF
 Travis Jenkins, RHP
 Chase Jensen, INF
 Cory Kay, OF
 Jacob Lueneburg, OF
 Codey Morehouse, INF/RHP
 David Murphy, INF
 Michael Pyeatt, OF
 Jared Ray, RHP
 Kendall Stacks, INF
 Aaron Stewart, LHP
 Wes Theiss, INF/OF
 Ryan Vrugink, RHP
 Chase Wellbrock, RHP
 Mo Wiley, RHP

2011 Landon Appling, OF
 Kyle Bacak, C
 John Cannon, C
 Matt Creel, RHP
 Jonathan Davis, OF
 Aaron Donahoe, P
 Dustin Fuerst, RHP
 Austin Gracey, INF
 Travis Jenkins, RHP
 Jordan Lewis, LHP
 Kyle Maldonado, C
 Lucas Moran, RHP
 David Murphy, INF
 Caleb Ramsey, OF
 Jared Ray, RHP
 Ryan Still, INF
 Matt Taylor, LHP
 Travis Trial, INF
 Chase Wellbrock, RHP
 Taylor White, INF

2010 John Cannon, C
 Matt Creel, RHP
 Michael Goodnight, RHP
 Austin Gracey, INF
 Blake Kelso, INF
 D. Murphy, INF
 Zak Presley, OF
 Caleb Ramsey, OF
 Jared Ray, RHP
 Jake Runte, INF
 Tanner Shiflett, RHP
 Ryan Still, INF
 Travis Trial, INF
 Tom Wertz, INF
 Taylor White, INF
 Mo Wiley, RHP

2009 Jimmy Cesario, INF
 Michael Goodnight, RHP
 Blake Kelso, INF
 D. Murphy, INF
 Zac Presley, OF
 Caleb Ramsey, OF
 Jared Ray, RHP
 Carlos Reyes, INF
 Matt Taylor, LHP
 Tom Wertz, INF
 Taylor White, INF

2008 Jimmy Cesario, INF
 Austin Goolsby, C
 Taylor Hammack, LHP
 Blake Kelso, INF
 David Murphy, INF
 Zak Presley, OF
 Caleb Ramsey, OF
 Jared Ray, RHP



	Matt Taylor, LHP/OF
	Tom Wertz, INF/C
	Josh Stirmeman, INF
2007	Jimmy Cesario, OF
	Austin Goolsby, C
	Chris Joseph, OF
	Zak Presley, OF
	Josh Stirmeman, OF
2006	Jeremy Aranda, INF
	Josh Aranda, INF
	Clayton Boone, RHP
	Aaron Brown, RHP
	Keith Colquitt, OF
	Donnie deRegnier, LHP
	Brett Logan, C
	Cody Waller, C
	Matt Weston, OF
	Chris Wright, RHP
2005	Jeremy Aranda, UTL
	Josh Aranda, UTL
	Clayton Boone, RHP
	Aaron Brown, RHP
	Keith Colquitt, UTL
	Donnie deRegnier, LHP
	Mark McGonigle, OF
	Sean McLemore, RHP
	Kevin Roberts, RHP/INF
	Cody Waller, C
	Chris Wright, RHP
2004	Bryan Harris, RHP
	Jared Grein, INF
	Thanos Papavasiliou, INF
	Brandon Roznovsky, RHP
	Stuart Musslewhite, INF
	Austin Sumerlin, RHP
	Kevin Roberts, RHP
2003	Clint Decuir, C
	Bryan Harris, RHP
	Brian Henderson, LHP
	Travis Mays, LHP
	Stuart Musslewhite, SS
	Kevin Roberts, INF/RHP
	Brian Temko, C
	Danny Zell, LHP
2002	Wayne Ayo, RHP
	Jesse Crain, SS/RHP
	Austin Faught, LHP
	Bryan Harris, RHP
	Brian Henderson, LHP
	Brett Logan, C
	Gabe Lucas, OF
	Stuart Musslewhite, 2B
	Thanos Papavaiiliou, 1B
	Brad Sullivan, RHP
	Austin Sumerlin, RHP
	Ryan Wagner, RHP
	Danny Zell, LHP
2001	Brian Henderson, LHP
	Thanos Papavaiiliou, 1B
	Julio Alvarez, C
	Austin Faught, LHP
	Jared Grein, RHP/OF
	Bryan Harris, RHP
	Gabe Lucas, OF
	Michael Reiss, RHP
	Brad Sullivan, LHP
2000	Jarrod Bitter, C
	Kyle Crowell, RHP
	Bryan Harris, RHP
	Dan O'Donnell, OF/C
	Chris Snyder, C
1999	Jarrod Bitter, C
	Randall Collum, C
	Kyle Crowell, RHP
	Justin Syfert, INF
1998	Jason Pekar, OF

	Jayme Sperring, RHP/1B
	Shance Nance, LHP
	Bryan Moore, RHP
	Kyle Crowell, RHP
	Randall Collum, C
	Jarrod Bitter, C
1997	Alex Jackson, LHP
	Jason Schreiber, RHP
	Morgan Stephens, UTL
	Ryan Ware, INF
Southwest Conference	
1996	John Box, LHP
	Jason Schreiber, RHP
	Joel Stephens
1995	John Box, LHP
	Jason Farrow, RHP
	James Scott
	Joel Stephens
	Ryan Walter
1994	Christopher Haggard, RHP
	Ramy Ibrahim, C
	Justin Regner
	Ryan Walter, LHP

NCBA NATIONAL PITCHER OF THE MONTH	
May 2017	Trey Cumbie, LHP
March 2016	Seth Romero, LHP

COLLEGIATE BASEBALL NATIONAL PLAYER OF THE WEEK	
Feb. 19, 2018	Trey Cumbie, LHP
March 20, 2017	Jake Scheiner, INF
March 14, 2016	Andrew Lantrip, RHP
April 20, 2015	Kyle Dowdy, RHP
April 10, 2006	Matt Weston, OF
April 21, 2003	Brad Sullivan, RHP
April 15, 2002	Brad Sullivan, RHP
March 24, 2002	Brad Sullivan, RHP
March 25, 1991	Vaughn Eshelman, LHP
Feb. 26, 1991	Ben Weber, RHP
March 6, 1989	Keith Darter, LHP/OF
Feb. 13, 1989	Eric Rasberry, LHP

NCBA NATIONAL PLAYER OF THE WEEK	
March 21, 2017	Jake Scheiner, INF

PERFECT GAME NATIONAL PLAYER OF THE WEEK	
March 21, 2017	Jake Scheiner, INF

PRO-LINE CAP NATIONAL PLAYER OF THE WEEK	
May 15, 2006	Brad Lincoln, RHP
March 10, 2005	Brad Lincoln, RHP
March 24, 2002	Brad Sullivan, RHP

MIZUNO NATIONAL PLAYER OF THE WEEK	
Feb. 20, 1994	Matt Beech, LHP
March 9, 1992	Wade Williams, RHP

NCBA/PRO-LINE PITCHER OF THE WEEK	
March 9, 2010	Michael Goodnight, RHP

COLLEGE BASEBALL INSIDER CENTRAL REGIONAL PLAYER OF THE WEEK	
March 9, 2010	Michael Goodnight, RHP
April 21, 2003	Brian Henderson, LHP

COLLEGE BASEBALL FOUNDATION NATIONAL ALL-STAR LINE-UP	
March 9, 2010	Michael Goodnight, RHP

BRAGAN COLLEGIATE SLUGGER AWARD PLAYER OF THE WEEK	
April 16, 2019	Joe Davis, 1B
April 3, 2019	Joe Davis, 1B

March 13, 2019	Joe Davis, 1B
-----------------------	---------------

CONFERENCE HITTERS OF THE WEEK	
American Athletic Conference	
May 15, 2023	Justin Murray
April 17, 2023	Zach Arnold
March 27, 2023	Cameron Nickens
May 9, 2022	Ryan Hernandez
May 2, 2022	Zach Arnold
Feb. 21, 2022	Zach Arnold
Feb. 22, 2021	Steven Rivas
April 22, 2019	Jared Triolo
March 11, 2019	Joe Davis
April 30, 2018	Connor Hollis
April 23, 2018	Grayson Padgett
March 26, 2018	Jared Triolo
May 15, 2017	Corey Julks
March 27, 2017	Connor Wong
March 20, 2017	Jake Scheiner
Feb. 20, 2017	Grayson Padgett
April 11, 2016	Joe Davis
March 7, 2016	Connor Wong
May 11, 2015	Corey Julks
March 23, 2015	Chris Iriart
April 21, 2014	Casey Grayson
March 31, 2014	Kyle Survanche
March 10, 2014	Frankie Ratcliff

Conference USA	
Feb. 21, 2011	Chase Jensen
April 6, 2009	Chris Wallace
March 31, 2008	Bryan Pounds
May 19, 2008	Bryan Tully
May 14, 2007	Ryan Lormand
Feb. 12, 2007	Jimmy Cesario
April 17, 2006	Matt Weston
April 10, 2006	Matt Weston
May 17, 2004	Rob Johnson
Feb. 16, 2004	Brett Cooley,
April 28, 2003	Cole Bruce
April 16, 2003	Brett Cooley
Feb. 25, 2002	Jesse Crain
Feb. 10, 2002	Chris Snyder
May 7, 2001	Hyung Cho
May 8, 2000	Kris Wilken
March 20, 2000	Jarrod Bitter
Feb. 28, 2000	Tyson Schweitzer
April 26, 1999	J.P. Woodward
April 5, 1999	Jarrod Bitter
Feb. 15, 1999	Brandon Carraway
April 27, 1998	Mike Medrano
March 13, 1997	Goefrey Tomlinson
March 24, 1997	Dustin Carr

Southwest Conference	
April 23, 1996	Jason Schreiber
April 15, 1995	Jason Smiga
Feb. 14, 1994	Shane Buteaux
May 6, 1992	Phil Lewis
March 16, 1992	Phil Lewis
May 6, 1991	Brian Blair
April 5, 1988	Fred Hinojosa

CONFERENCE PITCHERS OF THE WEEK	
American Athletic Conference	
May 21, 2023	Justin Murray, RHP
May 17, 2021	Robert Gasser, LHP
Feb. 22, 2021	Robert Gasser, LHP
April 15, 2019	Lael Lockhart Jr., LHP
May 14, 2018	Aaron Fletcher, LHP
April 9, 2018	Aaron Fletcher, LHP
March 26, 2018	Aaron Fletcher, LHP
May 8, 2017	Trey Cumbie, LHP
March 27, 2017	Trey Cumbie, LHP
March 13, 2017	John King, LHP
March 6, 2017	Seth Romero, LHP

Feb. 20, 2017	Seth Romero, LHP
Feb. 22, 2016	John King, LHP
March 14, 2016	Andrew Lantrip, RHP
March 21, 2016	Seth Romero, LHP
May 16, 2016	Trey Cumbie, LHP
May 11, 2015	Andrew Lantrip, RHP
May 4, 2015	Kyle Dowdy, RHP
April 27, 2015	Seth Romero, LHP
April 20, 2015	Kyle Dowdy, RHP
March 16, 2015	Patrick Weigel, RHP
Feb. 23, 2015	Andrew Lantrip, RHP
March 3, 2014	Aaron Garza, RHP
Feb. 24, 2014	Tyler Ford, LHP
Feb. 17, 2014	Jared West, RHP

Conference USA	
March 5, 2012	Jared Ray, RHP
April 25, 2011	Jordan Lewis, LHP
March 9, 2010	Michael Goodnight, RHP
March 23, 2009	Donnie Joseph, LHP
April 21, 2008	John Touchton, RHP
May 5, 2008	Chase Dempsey, RHP
April 23, 2007	Aaron Brown, RHP
March 26, 2007	Wes Musick, LHP
May 15, 2006	Brad Lincoln, RHP
May 8, 2006	Ricky Hargrove, RHP
March 27, 2006	Brad Lincoln, RHP
March 6, 2006	Brad Lincoln, RHP
Feb. 13, 2006	Brad Lincoln, RHP
May 9, 2005	Brad Lincoln, RHP
April 11, 2005	Matt Farrington, LHP
March 20, 2005	Matt Farrington, LHP
May 10, 2004	Matt Varner, RHP
March 8, 2004	Brett Cooley, RHP
April 28, 2003	Brad Sullivan, RHP
April 21, 2003	Brian Henderson, LHP
March 17, 2003	Brad Sullivan, RHP
May 20, 2002	Brad Sullivan, RHP
April 16, 2002	Brad Sullivan, RHP
April 1, 2002	Jesse Crain, RHP
March 25, 2002	Brad Sullivan, RHP
April 9, 2001	Austin Faught, LHP
March 19, 2001	Austin Faught, LHP
May 15, 2000	Shane Nance, LHP
May 1, 2000	Duncan McAdoo, RHP
April 17, 2000	Kyle Crowell, RHP
April 3, 2000	Kyle Crowell, RHP
March 13, 2000	Kyle Crowell, RHP
Feb. 28, 2000	Kyle Crowell, RHP
Feb. 14, 2000	Shane Nance, LHP
May 3, 1999	Duncan McAdoo, RHP
April 12, 1999	Shane Nance, LHP
May 15, 1999	Kyle Crowell, RHP
Feb. 15, 1999	Bryan Moore, RHP
May 4, 1998	Shane Nance, LHP
April 27, 1998	Shane Nance, LHP
March 30, 1998	Jon McDonald, LHP
May 23, 1998	Shane Nance, LHP
Feb. 23, 1998	Jon McDonald, LHP

Southwest Conference	
April 23, 1996	Jason Schreiber, RHP
April 29, 1995	John Box, LHP
March 21, 1994	Matt Beech, LHP
Feb. 21, 1994	Matt Beech, LHP
April 22, 1992	Jeff Haas, LHP
March 9, 1992	Wade Williams, RHP
March 25, 1991	Vaughn Eshelman, LHP
Feb. 26, 1991	Ben Weber, RHP
May 8, 1987	Jody Supak, RHP
April 11, 1987	Jody Supak, RHP

TEAM MOST VALUABLE PLAYER	
2021	Robert Gasser, LHP
2020	N/A*
2019	Joe Davis, 1B



2018	Aaron Fletcher, LHP
2017	Jake Scheiner, UTL
2016	Joe Davis, 1B
2015	Chris Iriart, 1B
2014	Chase Wellbrock, RHP Tyler Ford, LHP
2013	Austin Pruitt, RHP
2012	John Cannon, C
2011	Ryan Still, INF
2010	Blake Kelso, INF
2009	Donnie Joseph, RHP
2008	Bryan Pounds, INF
2007	Jimmy Cesario, OF
2006	Brad Lincoln, RHP/DH
2005	Kevin Roberts, UTL
2004	Kevin Roberts, UTL
2003	Hyung Cho, 3B
2002	Jesse Crain, SS/RHP
2001	Chris Snyder, C
2000	Kyle Crowell, RHP
1999	Brandon Caraway, 2B
1998	Shane Nance, LHP
1997	Dustin Carr, 3B Goefrey Tomlinson, OF
1996	Jason Schreiber, DH/RHP
1995	Jason Farrow, RHP/OF
1994	Shane Buteaux, OF/RHP
1993	Phil Lewis, OF
1992	Jeff Haas, LHP
1991	Al Benavides, RHP
1990	Keith Darter, DH/LHP
1989	David Vasquez, OF
1988	Fred Hinojosa, C
1987	Jody Supak, RHP
1986	Pat Hewes, C
1985	Benny Mota, DH
1984	Riley Epps, C
1983	Rayner Noble, LHP
1982	Wesley Gregersen, OF
1981	Mark Lavespere, OF
1980	Kevin Muno, OF/INF
1979	Jay Beard, OF/INF
1978	Jay Beard, OF Billy Blum, P
1977	Billy Blum, P
1976	Jerry Willeford, OF
1975	Steve Reeves, 1B
1974	Tommy Kaiser, 3B
1973	Tommy Kaiser, 3B
1972	Tom Duschinski, OF
1971	Elroy Olthold, RHP
1970	Rusty Clark, OF
1969	Trey Williams, OF
1968	Tom Paciorek, OF
1967	Tom Paciorek, OF
1966	Ike Lucas, OF
1965	Jack Skog, 3B
1964	Bill Pruett, C
1963	James Shirley, OF
1962	Pete Stonestreet, RHP
1961	Bunky Caldwell, OF/C
1960	Gary Nelson, 2B
1959	Gary Nelson, 2B
1958	Billy Dube, OF
1957	Don Price, SS
1956	Wayne Tucker, 1B
1955	Doug Osburn, INF Ronnie Zeller, LHP
1954	Carlton Hanta, SS
1953	Carlton Hanta, SS
1952	Lou Payton, OF
1951	Rolan Walton, SS
1948	Lloyd Ellis, 1B

*Season cut short due to COVID-19 pandemic



NCAA POSTSEASON HISTORY

POSTSEASON GLORY

2 NCAA College World Series Berths
1967, 1953

4 NCAA Regional Championships
2014, 2003, 2002, 2000

22 NCAA Regional Berths
2018, 2017, 2015, 2014, 2008, 2006, 2003,
2002, 2001, 2000, 1999, 1997, 1990, 1987,
1985, 1982, 1967, 1966, 1960, 1958, 1953,
1951

3 NCAA College World Series
All-Tournament Team Members
Tom Paciorek, Ike Lucas, Ron Baker (1967)

39 NCAA Regional All-Tournament Team Members
4 NCAA Regional Most Outstanding Players

2018

NCAA Chapel Hill Regional
at Chapel Hill, N.C. (No. 3 Seed)
June 1 W, 9-1 Purdue
June 2 L, 3-4 North Carolina
June 3 W, 8-4 Purdue
June 3 L, 11-19 North Carolina
Record: 2-2 (Runner-Up)
All-Tournament Team: C: Kyle Lovelace, INF: Tyler Bielamowicz, DH: Joe Davis, P: Aaron Fletcher

2017

NCAA Houston Regional
at Schroeder Park (No. 1 Seed)
June 2 L, 3-6 Iowa
June 3 W, 17-3 Baylor
June 4 W, 7-5 Iowa
June 5 L, 3-4 Texas A&M
Record: 2-2 (Runner-Up); No All-Tournament Team

2015

NCAA Houston Regional
at Cougar Field (No. 1 Seed)
May 29 W, 6-4 Houston Baptist
May 31 L, 1-2 Louisiana-Lafayette
May 31 L, 2-3 (20) Rice
Record: 1-2 (3rd)
All-Tournament Team: C: Ian Rice, INF: Chris Iriart, P: Kyle Dowdy, P: Seth Romero

2014

NCAA Austin Super Regional
at Austin, Texas
June 6 L, 2-4 Texas
June 7 L, 0-4 Texas
Record: 0-2 (Runner-Up)

NCAA Baton Rouge Regional
at Baton Rouge, La. (No. 2 Seed)
May 30 W, 3-2 (10) Bryant
May 31 L, 1-5 LSU
June 1 W, 9-5 Southeastern La.
June 1 W, 5-4 (11) LSU
June 2 W, 12-2 LSU
Record: 4-1 (Champions)
Most Outstanding Player: OF: Kyle Survance
All-Tournament Team: C: Caleb Barker, OF: Kyle Survance, P: Jared Robinson

2008

NCAA College Station Regional
at College Station, Texas (No. 3 Seed)
May 30 W, 5-3 Dallas Baptist
May 31 L, 4-22 Texas A&M
June 1 W, 14-11 (10) UIC
June 1 W, 4-3 Texas A&M
June 2 L, 5-13 Texas A&M
Record: 3-2 (Runner-Up)
All-Tournament Team: C: Chris Wallace, 1B: Jimmy Cesario, 2B: Ryan Lormand, P: Jared Ray

2006

NCAA Norman Regional
at Norman, Okla. (No. 2 Seed)
June 2 L, 1-2 Wichita State
June 3 L, 6-8 Oklahoma
Record: 0-2 (4th)

2003

NCAA Houston Super Regional
at Houston, Texas (Reckling Park)
June 7 W, 5-2 Rice
June 8 L, 2-10 Rice
June 9 L, 2-5 Rice
Record: 1-2 (Runner-Up)

NCAA College Station Regional
at College Station, Texas (No. 3 Seed)
May 30 L, 3-9 Alabama
May 31 W, 4-2 Oral Roberts
May 31 W, 16-8 Alabama
June 1 W, 7-6 Texas A&M
June 1 W, 7-6 (10) Texas A&M
Record: 4-1 (Champions)
Most Outstanding Player: INF: Cole Bruce
All-Tournament Team: INF: Cole Bruce, INF: Hyung Cho, OF: Michael Bourn, P: Ryan Wagner

2002

NCAA Austin Super Regional
at Austin, Texas
June 7 W, 2-0 Texas
June 8 L, 2-17 Texas
June 9 L, 2-5 Texas
Record: 1-2 (Runner-Up)

NCAA Mesa Regional
at Mesa, Ariz. (No. 1 Seed)

May 31 W, 9-0 New Mexico State
June 1 W, 8-3 Arizona State
June 2 W, 8-4 Arizona State
Record: 3-0 (Champions)
Most Outstanding Player: OF: Keith Whatley
All-Tournament Team: INF: Brett Cooley, INF: Hyung Cho, OF: Michael Bourn, OF: Keith Whatley, P: Brad Sullivan, OF: Sam Mitchell

2001

NCAA Houston Regional
at Houston, Texas (Reckling Park) (No. 3 Seed)
May 25 L, 1-7 Baylor
May 26 L, 6-7 Texas-Arlington
Record: 0-2 (4th)

2000

NCAA Houston Super Regional
at Cougar Field
June 2 L, 3-5 San Jose State
June 3 W, 5-2 San Jose State
June 4 L, 2-3 San Jose State
Record: 1-2 (Runner-Up)

NCAA Houston Regional
at Cougar Field (No. 1 Seed)

May 26 W, 7-6 Princeton
May 27 W, 5-2 Rice
May 28 L, 4-5 Rice
May 28 W, 9-5 Rice
Record: 3-1 (Champions)
Most Outstanding Player: P/DH: Shane Nance
All-Tournament Team: SS: Aaron Melebeck, OF: Eric Lee, P/DH: Shane Nance, UTL: Kris Wilken, INF: J.P. Woodward,

1999

NCAA Houston Regional
at Cougar Field (No. 1 Seed)
May 28 W, 6-4 Texas State
May 29 L, 3-5 Louisiana-Lafayette
May 29 W, 8-5 Texas
May 30 L, 8-19 Louisiana-Lafayette
Record: 2-2 (Runner-Up)
All-Tournament Team: INF: J.P. Woodward, 2B: Brandon Caraway, P: Bryan Moore

1997

NCAA South I Regional
at Baton Rouge, La. (No. 5 Seed)
May 22 L, 6-12 South Alabama
May 23 L, 5-9 UNC Greensboro
Record: 0-2 (t-5th)

1990

NCAA South I Regional
at Baton Rouge, La. (No. 3 Seed)
May 24 W, 4-2 Georgia Tech
May 25 L, 11-26 USC
May 26 W, 15-3 Southern Miss
May 26 L, 4-6 LSU
Record: 2-2 (t-3rd)
All-Tournament Team: C: Fred Hinojosa

1987

NCAA Central Regional
at Austin, Texas
May 21 W, 10-5 Indiana State
May 22 W, 8-4 Sam Houston State
May 23 L, 3-15 Texas
May 23 W, 4-0 Sam Houston State
May 24 L, 4-13 Texas
Record: 3-2 (Runner-Up)
All-Tournament Team: C: Fred Hinojosa, P: Jody Supak

1985

NCAA Central Regional
at Austin, Texas
May 23 W, 11-4 LSU
May 24 L, 2-9 Texas
May 25 L, 9-10 Lamar
Record: 1-2 (t-5th)

1982

NCAA West II Regional
at Tempe, Ariz.
May 28 L, 3-7 Cal State Fullerton
May 29 W, 13-3 San Diego State
May 30 L, 5-9 Arizona State
Record: 1-2 (t-5th)
All-Tournament Team: INF: Corky Swindell, OF: Mark Lavespere, P: Rayner Noble

1967

NCAA College World Series
at Omaha, Neb.
June 12 L, 1-12 Stanford
June 13 W, 7-2 Ohio State
June 14 W, 3-2 Boston College
June 16 W, 3-0 Arizona State
June 18 L, 2-11 Arizona State
Record: 3-2 (National Runner-Up)
All-Tournament Team: OF: Tom Paciorek, INF: Ron Baker, OF: Ike Lucas

NCAA District 6 Playoffs
at Austin, Texas and Houston

May 16 W, 11-8 Texas (at Houston)
May 18 L, 1-5 Texas (at Austin)
May 19 W, 4-3 Texas (at Austin)
Record: 2-1 (Champions)

1966

NCAA District 6 Playoffs
at Houston, Texas
May 18 T, 4-4 Texas
May 19 W, 5-4 Texas
May 21 L, 3-9 Texas
May 21 L, 5-8 Texas
Record: 1-2-1

1960

NCAA Tucson Regional
at Tucson, Ariz.
June 2 L, 3-4 Arizona
June 3 L, 4-6 Arizona
Record: 0-2

NCAA District 5 Playoffs
at Austin, Texas

May 31 W, 4-2 Texas
Record: 1-0 (Champions)

1958

NCAA District 5 Playoffs
May 30 L, 2-3 Texas
Record: 0-1

1953

NCAA College World Series
at Omaha, Neb.
June 11 L, 1-4 Boston College
June 12 L, 6-7 Stanford
Record: 0-2 (t-7th)

NCAA District 5 Playoffs

May 26 L, 4-7 Oklahoma
May 27 W, 8-7 Oklahoma
May 27 W, 5-3 Oklahoma
Record: 2-1 (Champions)

1951

NCAA District Playoffs
at Norman, Okla.
L, 2-5 Oklahoma
L, 5-6 Oklahoma
Record: 0-2

SERIES RECORDS IN NCAA POSTSEASON

Table with 3 columns: OPPONENT, W-L, PCT. Lists various teams and their performance in NCAA postseason games.



SERIES RECORDS IN CONFERENCE TOURNAMENTS. Table with columns: Opponent, W-L, Pct., Stk. Lists various opponents and their performance statistics.

2023 American Baseball Championship at Clearwater, Fla. (No. 2 Seed). Game results for May 23rd, 25th, 26th, 27th, and 27th.

2022 American Baseball Championship at Clearwater, Fla. (No. 3 Seed). Game results for May 24th, 26th, 28th, 28th, and 29th.

2021 American Baseball Championship at Clearwater, Fla. (No. 7 Seed). Game results for May 25 and 26.

2019 American Baseball Championship at Clearwater, Fla. (No. 5 Seed). Game results for May 21 and 22.

2018 American Baseball Championship at Clearwater, Fla. (No. 1 Seed). Game results for May 22, 23, 24, 24, and 25.

2017 American Baseball Championship at Clearwater, Fla. (No. 2 Seed). Game results for May 23, 25, 27, and 28.

2016 American Baseball Championship at Clearwater, Fla. (No. 5 Seed). Game results for May 24, 26, 28, and 29.

2015 American Baseball Championship at Clearwater, Fla. (No. 1 Seed). Game results for May 19, 21, 23, and 24.

2014 American Baseball Championship at Clearwater, Fla. (No. 3 Seed). Game results for May 21, 22, 23, and 25.

2013 Conference USA Championship at Houston, Texas (Reckling Park) (No. 6 Seed). Game results for May 23, 24, and 25.

2012 Conference USA Championship at Pearl, Miss. (No. 8 Seed). Game results for May 23, 24, and 25.

2011 Conference USA Championship at Pearl, Miss. (No. 6 Seed). Game results for May 25, 26, 27, and 28.

2010 Conference USA Championship at Houston (Cougar Field) (No. 5 Seed). Game results for May 26, 27, and 28.

2009 Conference USA Championship at Hattiesburg, Miss. (No. 4 Seed). Game results for May 20, 21, 22, and 22.

2008 Conference USA Championship at New Orleans, La. (No. 4 Seed). Game results for May 21, 23, 23, 24, 24, and 25.

2007 Conference USA Championship at Greenville, N.C. (No. 4 Seed). Game results for May 23 and 24.

2006 Conference USA Championship at Houston (Reckling Park) (No. 2 Seed). Game results for May 24, 25, 27, and 28.

2005 Conference USA Championship at Hattiesburg, Miss. (No. 5 Seed). Game results for May 25, 26, 27, and 28.

2004 Conference USA Championship at Cougar Field (No. 4 Seed). Game results for May 24, 25, 27, and 27.

2003 Conference USA Championship at New Orleans, La. (No. 4 Seed). Game results for May 24, 22, and 23.

2002 Conference USA Championship at Kinston, N.C. (No. 1 Seed). Game results for May 21, 23, 25, and 26.

2001 Conference USA Championship at New Orleans, La. (No. 2 Seed). Game results for May 16 and 17.

2000 Conference USA Championship at St. Petersburg, Fla. (No. 1 Seed). Game results for May 17, 18, 19, 20, 20, and 21.

1999 Conference USA Championship at Millington, Tenn. (No. 1 Seed). Game results for May 19, 20, 22, and 23.

1998 Conference USA Championship at New Orleans, La. (No. 2 Seed). Game results for May 13, 14, and 15.

1997 Conference USA Championship at New Orleans, La. (No. 2 Seed). Game results for May 14, 15, 17, and 18.

1996 Conference USA Championship at Lubbock, Texas. Game results for May 15 and 16.



1990

SWC Tournament
at Austin, Texas

May 17	L, 1-9	Texas
May 18	W, 11-0	Rice
May 19	W, 7-1	Arkansas
May 19	L, 4-6	Texas

Record: 2-2

Most Outstanding Player: INF: Ricky Torres
All-Tournament Team: INF: Ricky Torres, **INF:** Scott Sheldon **DH:** Keith Darter, **C:** Fred Hinojosa, **P:** Ben Weber

1989

SWC Tournament
at College Station, Texas

May 18	L, 3-15	Texas A&M
May 19	L, 4-5	Arkansas

Record: 0-2

1987

SWC Tournament
at Austin, Texas

May 15	L, 3-4	Texas
May 16	W, 11-7	Texas A&M
May 17	L, 9-14	Arkansas

Record: 1-2

Most Outstanding Player: P: Larry Coker
All-Tournament Team: P: Larry Coker, **OF:** Lonnie Walker

1985

SWC Tournament
at Fayetteville, Ark.

May 17	L, 0-5	Texas
May 18	W, 5-4	Baylor
May 19	L, 6-14	Texas

Record: 1-2

1983

SWC Tournament
at Austin, Texas

May 13	L, 3-4	Arkansas
May 14	W, 4-2	Rice
May 15	L, 7-9	Arkansas

Record: 1-2

All-Tournament Team: OF: Steve Seberger, **2B:** Corky Swindell

1982

SWC Tournament
at College Station, Texas

May 14	L, 6-9	Arkansas
May 15	W, 13-6	Texas A&M
May 16	W, 9-8	Arkansas
May 16	L, 5-10	Texas

Record: 2-2

Most Outstanding Player: DH: Dale Oliver
All-Tournament Team: DH: Dale Oliver, **OF:** Wes Gregersen, **INF:** Jeff Jacobson

1981

SWC Tournament
at Austin, Texas

May 15	W, 7-2	Arkansas
May 17	L, 3-9	Texas
May 17	L, 3-9	Arkansas

Record: 1-2

All-Tournament Team: 1B: Chuck Shirley, **OF:** Rusty Snyder

1978

SWC Tournament
at Austin, Texas

May 12	W, 8-6	Texas A&M
May 12	L, 4-8	Baylor
May 13	W, 17-10	Texas A&M
May 14	L, 3-11	Baylor

Record: 2-2

All-Tournament Team: DH: Terry Byrum, **1B:** Bobby Hollas, **OF:** Donny Randell

1959

MVC Playoffs

W, 2-1	Bradley
L, 8-10	Bradley
L, 0-6	Bradley

Record: 1-2

1951

MVC Championships
at Tulsa, Okla.

W, 9-2	Bradley
W, 11-2	Bradley

Record: 2-0 (Champions)

POSTSEASON GLORY

6 Conference Tournament Titles

2017, 2014, 2008, 2000, 1997, 1951

13 Conference Tournament Championship Game
Appearances2022, 2017, 2016, 2015, 2014, 2011, 2008, 2006, 2002,
2000, 1999, 1997, 1951

36 Conference Tournament Berths

2022, 2021, 2019, 2018, 2017, 2016, 2015, 2014, 2013,
2012, 2011, 2010, 2009, 2008, 2007, 2006, 2005, 2004,
2003, 2002, 2001, 2000, 1999, 1998, 1997, 1996, 1990,
1989, 1987, 1985, 1983, 1982, 1981, 1978, 1959, 1951

74 Conference All-Tournament Team Members

8 Conference Tournament Most Outstanding Players



HOUSTON BASEBALL

REGULAR-SEASON TOURNAMENT HISTORY

REGULAR-SEASON TOURNAMENTS

Tournament Name	W	L	Pct.	Last Time
Aztec Invitational at PETCO Park	0	1	.000	2004
Battle at the Beach	1	2	.333	2003
Cirtus/Texas-Pan American	2	3	.400	1985
Cougar Classic	2	1	.667	1994
Dodgertown Classic	2	1	.667	2014
Houston College Classic	20	34	.370	2019
Hilton Plaza/Adams' Mark/Marriott				
West Loop/Houston Invitational	7	5	.583	2000
Kia Bash	3	0	1.000	2002
Kleberg Bank College Classic	5	4	.556	2023
Lone Star Classic	1	1	.500	2002
Louisiana Classics	4	5	.444	1993
MLB4 Tournament	0	3	.000	2022
Moore's Cup	2	4	.333	2001
Olive Garden Classic	1	3	.250	1990
Round Rock Classic	1	2	.333	2020
South Alabama Diamond Club Classic	1	1	.500	1989
Southwest Diamond Classic	2	1	.667	2007
SWC First Pitch Tournament	1	7	.125	1996
Winn-Dixie Showdown	2	1	.667	1995
Totals	57	80	.416	

2023 (1-2)

Kleberg Bank College Classic

Whataburger Field • Corpus Christi, Texas
Feb 24th W, 14-5 Utah
Feb 25th L, 2-12 (7) TAMCC
Feb 26th L, 8-10 Incarnate Word

All-Tournament Team: None awarded

2022 (0-3)

MLB4 Tournament

Salt Rivers Field • Scottsdale, Ari.

Feb 18th L, 2-4 Cal
Feb 19th L, 3-4 San Diego State
Feb 20th L, 0-10 TCU

All-Tournament Team: None awarded

2021 (2-1)

Kleberg Bank College Classic

Whataburger Field • Corpus Christi, Texas
Feb. 26 L, 2-3 A&M-Corpus Christi
Feb. 27 W, 14-1 A&M-Corpus Christi
Feb. 28 W, 4-3 A&M-Corpus Christi

All-Tournament Team: None awarded

2020 (1-2)

Round Rock Classic

Dell Diamond • Round Rock, Texas

Feb. 21 W, 11-4 #25 Stanford
Feb. 22 L, 4-8 Tennessee
Feb. 23 L, 2-3 (10) #1 Texas Tech

All-Tournament Team: INF: Ryan Hernandez, OF: Blake Way

2019 (0-3)

Shriners Hospitals for Children College Classic Minute Maid Park • Houston, Texas

March 1 L, 6-10 #16 TCU
March 2 L, 4-9 Texas State
March 3 L, 2-3 #23 Texas A&M

All-Tournament Team: P: Rey Fuentes III

2018 (0-3)

Shriners Hospitals for Children College Classic Minute Maid Park • Houston, Texas

March 2 L, 2-14 (7) #6 Kentucky
March 3 L, 2-3 (12) #21 Mississippi State
March 4 L, 4-9 #5 Vanderbilt

All-Tournament Team: P: Aaron Fletcher

2017 (2-1)

Kleberg Bank College Classic

Whataburger Field • Corpus Christi, Texas
Feb. 24 L, 2-4 Missouri
Feb. 25 W, 11-5 Illinois
Feb. 26 W, 4-2 Texas A&M-Corpus Christi

All-Tournament Team: INF: Jake Scheiner, INF: Jared Triolo, P: John King, P: Seth Romero

2016 (0-3)

Shriners Hospitals for Children College Classic Minute Maid Park • Houston, Texas

Feb. 26 L, 2-3 #23 Texas Tech
Feb. 27 L, 3-12 #18 Arkansas
Feb. 28 L, 1-10 #13 TCU

All-Tournament Team: INF: Joe Davis

2015 (1-2)

Houston College Classic

Minute Maid Park • Houston, Texas

March 6 L, 2-4 #2 LSU
March 7 L, 0-6 #11 Texas A&M
March 8 W, 8-6 Hawaii

All-Tournament Team: INF: Josh Vidales, Chris Iriart

2014 (3-3)

Houston College Classic (1-2)

Minute Maid Park • Houston, Texas

Feb. 28 W, 9-0 #26 Texas Tech
March 1 L, 2-3 #15 Texas
March 2 L, 1-2 #12 TCU

Most Outstanding Player: P: Aaron Garza
All-Tournament Team: P: Aaron Garza, INF: Casey Grayson, DH: Jacob Lueneburg, OF: Kyle Survance

Dodgertown Classic (2-1)

Los Angeles, Calif.

March 7 W, 6-1 at USC
March 8 W, 4-3 at #9 UCLA
March 9 L, 0-3 at Pepperdine

2013 (2-1)

Houston College Classic (2-1)

Minute Maid Park • Houston, Texas

March 1 W, 7-4 #30 Texas A&M
March 2 W, 4-1 Baylor
March 3 L, 4-10 Cal

All-Tournament Team: INF: Josh Vidales, DH: Kyle Kirk, C: Caleb Barker

2012 (2-1)

Houston College Classic (2-1)

Minute Maid Park • Houston, Texas

March 2 W, 7-4 Tennessee
March 3 W, 4-1 #4 Arkansas
March 4 L, 4-10 #24 Texas Tech

All-Tournament Team: DH: Cory Kay, P: Jared Ray

2011 (1-2)

Houston College Classic (1-2)

Minute Maid Park • Houston, Texas

March 4 L, 2-5 Baylor
March 5 W, 8-5 Kentucky
March 6 L, 4-11 Texas A&M

All-Tournament Team: C: John Cannon, INF: Jake Runte

2010 (3-0)

Houston College Classic

Minute Maid Park • Houston, Texas

March 5 W, 3-0 Missouri
March 6 W, 1-0 No. 3 Texas
March 7 W, 15-8 Texas Tech

All-Tournament Team: P: Michael Goodnight, INF: Blake Kelso, DH: M.P. Cokinos

2009 (0-3)

Houston College Classic

Minute Maid Park • Houston, Texas

Feb. 27 L, 3-2 #6 Baylor
Feb. 28 L, 13-7 #5 UC Irvine
March 1 L, 5-3 #1 Texas A&M

2008 (1-2)

Houston College Classic

Minute Maid Park • Houston, Texas

Feb. 29 W, 5-4 Texas Tech
March 1 L, 5-8 Oklahoma
March 2 L, 7-8 #3 Texas

All-Tournament Team: P: Wes Musick, INF: Bryan Pounds, OF: Jake Stewart

2007 (3-3)

Houston College Classic (1-2)

Minute Maid Park • Houston, Texas

Feb. 9 W, 4-2 #20 Baylor
Feb. 10 L, 2-3 Texas A&M
Feb. 11 L, 1-11 #6 Arizona State

All-Tournament Team: P: Aaron Brown, DH: Jimmy Cesario

Southwest Diamond Classic (2-1)

Co-Champions

Dr. Pepper Ballpark • Frisco, Texas

Feb. 22 W, 12-10 UTSA
Feb. 23 L, 5-7 Dallas Baptist
Feb. 24 W, 8-3 Texas-Arlington

All-Tournament Team: OF: Felix Fanassel, INF: Ryan Lormand

2006 (1-2)

Houston College Classic

Minute Maid Park • Houston, Texas

Feb. 12 L, 1-3 #1 Texas
Feb. 11 L, 4-6 #19 TCU
Feb. 13 W, 5-1 Texas Tech

Most Outstanding Player: UT: Brad Lincoln
All-Tournament Team: UTL: Brad Lincoln

2005 (1-2)

Houston College Classic

Minute Maid Park • Houston, Texas

Feb. 11 L, 6-8 #10 Baylor
Feb. 12 L, 2-3 #23 Oklahoma State
Feb. 13 W, 6-1 #9 Texas A&M

All-Tournament Team: UTL: Matt Farrington, UTL: Brad Lincoln

2004 (2-4)

Houston College Classic (1-2)

Minute Maid Park • Houston, Texas

Feb. 13 W, 12-4 Kansas State
Feb. 14 L, 7-12 (11) Texas Tech
Feb. 15 L, 5-6 #4 Texas

All-Tournament Team: INF/P: Brett Cooley, OF: Travis Tully, INF: Stuart Musslewhite

Aztec Invitational (1-2)

PETCO Park • San Diego, Calif.

March 11 L, 0-4 at San Diego State
March 13 L, 6-11 San Diego
March 14 W, 7-6 UCLA

2003 (2-4)

Battle at the Beach (1-2)

Eddy D. Field Stadium • Malibu, Calif.

Feb. 7 L, 2-4 (12) UC Santa Barbara
Feb. 8 W, 2-0 at #43 Pepperdine
Feb. 9 L, 1-4 #47 Washington

Houston College Classic (1-2)

Minute Maid Park • Houston, Texas

Feb. 14 L, 4-14 #10 Baylor
Feb. 15 W, 7-2 Alabama
Feb. 16 L, 2-4 Texas A&M

All-Tournament Team: INF/P: Brett Cooley, P: Danny Zell

2002 (6-2)

Houston College Classic (2-1)

Astros Field • Houston, Texas

Feb. 8 W, 3-2 #16 Baylor
Feb. 9 L, 6-7 #9 Texas
Feb. 10 W, 2-1 #30 Texas A&M

All-Tournament Team: C: Chris Snyder, P/OF: Keith Whatley

Lone Star Classic (1-1)

Dell Diamond • Round Rock, Texas

Feb. 15 W, 3-0 #25 Texas Tech
Feb. 16 L, 3-4 at Texas State

Kia Bash (3-0)

Champions

Goodwin Field • Fullerton, Calif.

March 1 W, 7-3 at #8 Cal State Fullerton
March 2 W, 9-4 #17 USC
March 3 W, 8-6 #6 Miami (Fla.)

Most Outstanding Player: INF: Stuart Musslewhite

Most Outstanding Pitcher: P: Nathan Mitchell

2001 (3-3)

Houston College Classic (2-1)

Enron Field • Houston, Texas

Feb. 2 L, 7-16 Baylor
Feb. 3 W, 3-2 Texas
Feb. 4 W, 11-5 Texas Tech

Moore's Cup (1-2)

Tony Gwynn Stadium • San Diego, Calif.

Feb. 9 L, 2-3 at San Diego State
Feb. 10 W, 13-7 at San Diego State
Feb. 11 L, 4-5 at San Diego State

2000 (2-1)

Houston Hilton Plaza Invitational

Cougar Field • Houston, Texas

Feb. 18 W, 9-0 Oral Roberts
Feb. 19 L, 1-3 Oklahoma
Feb. 20 W, 7-4 Sam Houston State

1999 (2-2)

Adams' Mark/Houston Invitational (1-2)

Cougar Field • Houston, Texas

Feb. 19 L, 1-6 Oklahoma
Feb. 20 W, 4-3 (10) Vanderbilt
Feb. 21 L, 2-8 (22) #21 Baylor

Moore's Cup (1-0)

Cougar Field • Houston, Texas

Feb. 27 W, 15-5 San Diego State



1998 (2-3)

Moores' Cup (0-2)

Tony Gwynn Stadium • San Diego Calif.

Feb. 7	L, 5-17	Washington
Feb. 7	L, 3-10	at San Diego State

Marriott West Loop Invitational (2-1)

Cougar Field • Houston

Feb. 20	L, 4-5	Oklahoma
Feb. 21	W, 9-2	Kansas
Feb. 22	W, 9-4	UCF

1997 (2-1)

Marriott West Loop Invitational

Cougar Field • Houston

Feb. 21	W, 5-4	Oklahoma
Feb. 22	W, 15-6	UCF
Feb. 23	L, 1-2	Texas State

1996 (1-3)

SWC First Pitch Tournament

Cougar Field & Cameron Field • Houston, Texas

March 14	L, 3-9	Rice
^ March 15	L, 5-14	Texas Tech
March 16	W, 7-5	Baylor
March 17	L, 7-22	Texas

^ - Played at Cameron Field

1995 (2-5)

Winn-Dixie Showdown (2-1)

Louisiana Superdome • New Orleans, La.

Feb. 17	L, 2-8	New Orleans
Feb. 18	W, 4-3	LSU
Feb. 19	W, 7-6	Tulane

SWC First Pitch Tournament (0-4)

Cougar Field & Cameron Field • Houston, Texas

March 16	L, 5-8	Rice
^ March 17	L, 7-9	Texas Tech
March 18	L, 1-2	Baylor
March 19	L, 4-5	Texas

^ - Played at Cameron Field

1994 (2-1)

Cougar Classic

Cougar Field • Houston Texas

March 11	L, 2-5	Creighton
March 13	W, 11-3	Indiana State
March 13	W, 10-3	Chicago State

All-Tournament Team: **INF:** Brad Towns, **INF:** J.J. Matzke, **INF:** Kyle Rigsby, **OF:** Carlos Perez

1993 (0-3)

Louisiana Classics

M.L. "Tigue" Moore Field • Lafayette, La.

March 5	L, 9-28	Oklahoma State
March 6	L, 2-6	Mississippi
March 7	L, 5-7	at UL Lafayette

All-Tournament Team: **OF:** Shane Buteaux, **INF:** J.J. Ricky Freeman

1990 (1-3)

Olive Garden Classic

Osceola County Stadium • Kissimmee, Fla.

Feb. 17	L, 0-3	Long Beach State
Feb. 17	W, 4-3	UCF
Feb. 18	L, 3-10	Illinois
Feb. 18	L, 5-12	UCF

1989 (3-2)

Louisiana Classics (2-1)

M.L. "Tigue" Moore Field • Lafayette, La.

March 3	W, 6-4	Ohio State
March 4	L, 2-6	USC
March 4	W, 2-0	at UL Lafayette

USA Diamond Club Classic (1-1)

Eddie Stanky Field • Mobile, Ala.

April 4	L, 2-4	Auburn
April 5	W, 8-4	Alabama

1986 (2-1)

Louisiana Classics

M.L. "Tigue" Moore Field • Lafayette, La.

Feb. 21	W, 8-6	at UL Lafayette
Feb. 22	W, 20-3	Texas-Pan American
Feb. 23	L, 2-3	Tulane

1985 (0-1)

Texas-Pan American Tournament

Jody Ramsey Stadium • Edinburg, Texas

March 14	L, 0-7	#4 Oklahoma
----------	--------	-------------

1979 (2-2)

Citrus Tournament

Jody Ramsey Stadium • Edinburg, Texas

March 12	W, 6-1	Texas-Pan American
March 13	W, 9-4	Arkansas State
March 14	L, 2-5	Texas-Pan American
March 15	L, 2-3	Northern Illinois

Games in **BOLD** Played at Cougar Field

YEAR-BY-YEAR REGULAR-SEASON TOURNAMENTS HISTORY

Year	Tournaments	W	L	Pct.
2023	1	1	2	.333
2022	1	0	3	.000
2021	1	2	1	.667
2020	1	1	2	.333
2019	1	0	3	.000
2018	1	0	3	.000
2017	1	2	1	.667
2016	1	0	3	.000
2015	1	1	2	.333
2014	2	3	3	.500
2013	1	2	1	.667
2012	1	2	1	.667
2011	1	1	2	.333
2010	1	3	0	1.000
2009	1	0	3	.000
2008	1	1	2	.333
2007	2	3	3	.500
2006	1	1	2	.333
2005	1	1	2	.333
2004	2	2	4	.333
2003	2	2	4	.333
2002	3	6	2	.750
2001	2	3	3	.500
2000	1	2	1	.667
1999	2	2	2	.500
1998	2	2	3	.400
1997	1	2	1	.667
1996	1	1	3	.250
1995	2	2	5	.286
1994	1	2	1	.667
1993	1	0	3	.000
1992	0	0	0	.000
1991	0	0	0	.000
1990	1	0	3	.000
1989	2	3	2	.600
1988	0	0	0	.000
1987	0	0	0	.000
1986	1	2	1	.667
1985	1	0	1	.000
1984	0	0	0	.000
1983	0	0	0	.000
1982	0	0	0	.000
1981	0	0	0	.000
1980	0	0	0	.000
1979	1	2	2	.500
Totals	47	57	81	.416



CLASS RECORDS

SENIOR

HITTING


Batting Average:	.435 (57-for-131), Tom Paciorek (1967)
Home Runs:	18, Joe Davis (2019)
RBI:	61, Tyson Schweitzer (2000)
Runs:	80, Dustin Carr (1997)
Doubles:	32, Dustin Carr (1997)
Triples:	8, Phil Lewis (1993)
Stolen Bases:	36, Trey Williams (1969)
Walks:	57, John Altobelli (1985)



DUSTIN CARR

PITCHING

Innings Pitched:	113.2, Austin Pruitt (2013)
Wins:	13, Jody Supak (1987)
Strikeouts:	88, Bob Peters (1962)
ERA:	1.17 (9 ER-69.0 IP), Tyler Ford (2014), 1.17 (6 ER-46.1 IP), Chase Wellbrock (2014)
Saves:	12, Chase Wellbrock (2014)
Strikeouts per 9 Innings:	9.6 (80 K, 75.0 IP), Johnny Hatcher (1973)



JODY SUPAK

FIELDING

Total Chances:	634, J.P. Woodward (2000)
Putouts:	598, J.P. Woodward (2000)
Assists:	215, Aaron Melebeck (2000)

SOPHOMORE

HITTING

Batting Average:	.422 (84-for-199), Corky Swindell (1983)
Home Runs:	13, Chris Snyder (2001)
RBI:	61, Jarrod Bitter (2000)
Runs:	74, Brandon Caraway (1998)
Doubles:	19, Stuart Musslewhite (2003), 19, Fred Hinojosa (1988)
Triples:	5, Bill McLain (1970)
Stolen Bases:	32, Michael Bourn (2002)
Walks:	47, Lael Lockhart Jr. (2018)



CHRIS SNYDER

PITCHING

Innings Pitched:	132.2, Mike Walker (1985)
Wins:	13, Brad Sullivan (2002)
Strikeouts:	157, Brad Sullivan (2002)
ERA:	1.15 (10 ER, 78.0 IP), Tom Wenmoth (1964)
Saves:	15, Ryan Wagner (2003)
Strikeouts per 9 Innings:	16.8 (148 K, 79.1 IP), Ryan Wagner (2003)



BRAD SULLIVAN


FIELDING

Total Chances:	493, Chris Snyder (2001)
Putouts:	447, Anthony Tulimero (2022)
Assists:	203, Stuart Musslewhite (2003)

JUNIOR

HITTING

Batting Average:	.427 (106-for-248), Goefrey Tomlinson (1997)
Home Runs:	23, Pat Hewes (1986)
RBI:	71, Chris Snyder (2002)
Runs:	74, Goefrey Tomlinson (1997)
Doubles:	29, Goefrey Tomlinson (1997)
Triples:	8, Frankie Ratcliff (2013)
Stolen Bases:	33, Shaun Skrehot (1997)
Walks:	47, Chris Snyder (2002)



GOEFREY TOMLINSON

PITCHING

Innings Pitched:	138.1, Kyle Crowell (2000)
Wins:	13, Kyle Crowell (2000)
Strikeouts:	154, Brad Sullivan (2003)
ERA:	1.39 (11 ER, 71.1 IP), Bob Peters (1960)
Saves:	12, Ben Sears (2022) Justin Vaclavik (2005)
Strikeouts per 9 Innings:	15.87 (85 K, 48.2 IP), Seth Romero (2017)



KYLE CROWELL


FIELDING

Total Chances:	575, Chris Snyder (2002)
Putouts:	543, Chris Iriart (2015)
Assists:	217, Connor Hollis (2017)

FRESHMAN

HITTING

Batting Average:	.397 (46-for-116), J.J. Matzke (1993)
Home Runs:	14, Joe Davis (2016)
RBI:	58, Joe Davis (2016)
Runs:	55, Michael Bourn (2001)
Doubles:	17, Joe Davis (2016) & Matt Farrington (2003)
Triples:	4, Connor Wong (2015), 4, Phil Lewis (1990), 4, Derrick Dietrich (1990)
Stolen Bases:	35, Michael Bourn (2001)
Walks:	50, Michael Bourn (2001)



MICHAEL BOURN

PITCHING

Innings Pitched:	103.1, Shane Nance (1997)
Wins:	8, Chase Dempsay (2008)
Strikeouts:	106, Shane Nance (1997)
ERA:	1.29 (56.0 IP, 8 ER), Trey Cumbie (2016)
Saves:	11, Chase Dempsay (2008)
Strikeouts per 9 Innings:	9.6 (92 K, 83.1 IP), Seth Romero (2015)



SHANE NANCE

FIELDING

Total Chances:	575, Justin Montemayor (2013)
Putouts:	536, Justin Montemayor (2013)
Assists:	195, Connor Wong (2015)



INDIVIDUAL RECORDS

Games Played

Season:	67, Stuart Musslewhite (2003), Scott Sheldon (1990), Keith Darter (1990)
Career:	246, Brandon Caraway (1997-00)

Consecutive Games Played

Season:	189, Kris Wilken (2/7/98-6/4/00)
----------------	----------------------------------

HITTING

Batting Average

Season:	.435, Tom Paciorek (1967)
Career:	.375, Corky Swindell (1982-83)

Home Runs

Game:	3, Ryan Hernandez, vs. UTA (3/27/21), 3, Connor Wong, vs. Tulane (4/23/17), Jake Scheiner, vs. Alabama State (3/19/17), Austin Gracey, vs. UTSA (4/13/10), Jake Stewart, at UAB (4/18/08), J.P. Woodward, vs. Louisville (3/20/99), Mark Grimes, vs. Trinity (4/23/85)
Season:	23, Pat Hewes (1986)
Career:	53, Joe Davis (2016-19)

Runs Batted In

Game:	9, Bobby Hollas, vs. Northwestern State (3/6/79)
Season:	71, Chris Snyder (2002)
Career:	223, Joe Davis (2016-19)

At Bats

Game:	9, five players, most recently; Chris Iriart & Kyle Survance, vs. Rice (5/31/15)
Season:	277, Brandon Caraway (2000)
Career:	1,006, Brandon Caraway (1997-00)

Runs

Game:	5, seven players, most recently; Tyler Bielamowicz at Tulane (4/13/18)
Season:	80, Dustin Carr (1997)
Career:	238, Brandon Caraway (1997-00)

Hits

Game:	6, Frankie Ratcliff, vs. A&M-Corpus Christi (3/5/14)
Season:	108, Dustin Carr (1997)
Career:	324, Brandon Caraway (1997-00)

Longest Hitting Streak

Overall:	40 games, Brandon Caraway (4/11/98 - 3/16/99)
In-Season:	22 games, Brett Cooley (4/2 - 5/14, 2002)

Doubles

Game:	3, 10 players, most recently; Lael Lockhart Jr. at Memphis (4/13/17)
Season:	32, Dustin Carr (1997)
Career:	63, Brandon Caraway (1997-00)

Triples

Game:	2, seven players, most recently; Ashford Fulmer vs. Harvard (3/20/13)
Season:	8, Frankie Ratcliff (2013), Phil Lewis (1993)
Career:	19, Phil Lewis (1990-93)

Extra-Base Hits

Game:	4, six players, most recently; Connor Wong vs. Tulane (4/23/17 - 3 HR & 3B)
Season:	48, Goefrey Tomlinson (1997)
Career:	82, Brandon Caraway (1997-00)

Total Bases

Game:	15, 3x last Brandon Uhse (2022)
Season:	189, Goefrey Tomlinson (1997)
Career:	503, Joe Davis (2016-19)

Slugging Percentage

Season:	.794, Pat Hewes (1986)
Career:	.678, Omar Brewer (1987)

On-Base Percentage

Season:	.564, Richard Arnold (1955)
Career:	.470, Rayner Noble (1980-83)

Stolen Bases

Game:	6, David Vinson, vs. Northwestern State (4/7/71)
Season:	36, Trey Williams (1969)
Career:	94, Brandon Caraway (1997-00)

Toughest to Strike Out

Season:	49.7 (4-199), Corky Swindell (1983)
Career:	27.2 (14-381), Corky Swindell (1982-83)

Strikeouts

Game:	5, Kobe Hyland vs. Northwestern State (2/17/19)
Season:	69, Chris Iriart (2015)
Career:	197, Justin Montemayor (2013-16)

Hit by Pitch

Game:	3, Brandon Caraway vs. Northwestern State (2/16/97), Chris Wallace, vs. McNeese (5/5/09)
Season:	21, Landon Appling (2011)
Career:	52, Landon Appling (2011-14)

Bases on Balls

Game:	5, five players, most recently; Josh Vidales vs. Texas Southern (4/16/13)
Season:	57, John Altobelli (1985)
Career:	133, Josh Vidales (2013-16)

Sacrifice Bunts

Game:	3, twice, most recently; Connor Hollis vs. UConn (5/25/17)
Season:	14, Kyle Lovelace (2019)
Career:	36, Zak Presley (2008-10)

Sacrifice Flies

Game:	2, 10 players, most recently; Connor Hollis vs. ECU (4/7/17)
Season:	8, Jayme Sperring (1998), Kris Wilken (2000)
Career:	15, Kris Wilken (1998-00)

PITCHING

Appearances

Season:	38, Ryan Wagner (2003)
Career:	94, Larry Coker (1984-87)

Wins

Season:	13, Brad Sullivan (2002), Kyle Crowell (2000), Jody Supak (1987)
Career:	32, Shane Nance (1997-00)

Consecutive Wins

Season:	11, Brad Lincoln (2/24/06 - 6/2/06), Jody Supak (1986-87)
----------------	--

Losses

Season:	9, Mike Walker (1986)
Career:	19, Mike Walker (1984-86)

Winning Percentage

Season:	1.000 (9-0), Tyler Ford (2014)
Career:	.917 (11-1), Tyler Ford (2013-14)

Saves

Season:	15, Ryan Wagner (2003)
Career:	24, Chase Wellbrock (2011-14)

Earned Run Average

Season:	1.15, Tom Wenmoth (1964)
Career:	1.86, Bob Peters (1959-62)

Complete Games

Season:	9, Steve Brewer (1972), Tom Lukish (1979)
Career:	23, Johnny Hatcher (1970-73)

Shutouts (Shutouts & Combined Shutouts)

Season:	5, Bob Peters (1962)
Career:	10, Ben Weber (1989-91)

Innings Pitched

Game:	15.0 innings, Jimmy McGee vs. Corpus Christi (4/13/63), Jeff Haas vs. Rice (4/11/92)
Game - Relief:	12.0 innings, James Ripple vs. Baylor (3/13/70), Steve Boron vs. TCU (3/7/75)
Season:	138.1, Kyle Crowell (2000)
Career:	411.1, Shane Nance (1997-00)

Season:	138.1, Kyle Crowell (2000)
Career:	411.1, Shane Nance (1997-00)

Consecutive Shutout Innings Pitched

Game:	12.0, Steve Boron vs. TCU (3/7/75)
Season:	36.2, Kyle Crowell (1999)

Strikeouts

Game:	16, Brad Sullivan, twice, vs. Saint Louis (4/18/03), vs. Memphis (4/12/02)
Season:	157, Brad Sullivan (2002)
Career:	409, Brad Sullivan (2001-03)

Strikeouts Per Nine Innings

Season:	16.8, Ryan Wagner (148 K, 79.1 IP, 2003)
Career:	<i>NCAA Division I single-season record</i> 11.5, Seth Romero (290 K, 226.1 IP, 2015-17)

Runs Allowed

Game:	12, Pete Magre vs. USC (5/25/90)
Season:	89, Mike Walker (1985)
Career:	206, Jon McDonald (1995-98)

Earned Runs Allowed

Game:	12, Pete Magre vs. USC (5/25/90)
Season:	62, Shane Nance (1999)
Career:	176, Jon McDonald (1995-98)

Hits Allowed

Game:	16, Billy Blum vs. Arkansas (4/21/78)
Season:	136, Mike Walker (1985)
Career:	368, Shane Nance (1997-00)

Fewest Walks Allowed (per nine inn.)

Season:	0.65, Tyler Ford (5 BB, 69.0 IP, 2014)
Career:	0.96, Tyler Ford (10 BB, 90.0 IP, 2013-14)

Walks Allowed

Game:	12, Tom Thomson vs. Sam Houston State (1960), Matt Beech vs. Rice (4/14/93)
Season:	69, Stuart Stauffacher (1985)
Career:	161, Shane Nance (1997-00)

Wild Pitches

Game:	4, five players, most recently; Nathan Medrano vs. Incarnate Word (3/6/22)
Season:	14, Shane Nance (1997)
Career:	37, Shane Nance (1997-00)

FIELDING

Fielding Percentage

Season:	1.000, 18 players, most recently; Rey Fuentes III (2019)
Career:	.997, Matt Creel (2010-11)

Total Chances

Game:	24, J.P. Woodward vs. Baylor (2/21/99) Joe Davis vs. McNeese (2/20/19)
Season:	634, J.P. Woodward (2000)
Career:	1,426, Joe Davis (2016-19)

Putouts

Game:	23, J.P. Woodward vs. Baylor (2/21/99) Joe Davis vs. McNeese (2/20/19)
Season:	598, J.P. Woodward (2000)
Career:	1,351, Joe Davis (2016-19)

Assists

Game:	11, Scott Sheldon vs. Arkansas (5/19/90) vs. Baylor (6/3/17)
Season:	217, Connor Hollis (2017)
Career:	622, Josh Vidales (2013-16)

Errors

Game:	3, 22 players, most recently; Jared Triolo at UCF (5/16/19)
Season:	24, Connor Wong (2015)
Career:	55, Scott Sheldon (1988-91)

Double Plays Turned

Game:	4, nine players, most recently; Coldiron-Hollis-Lockhart-Scheiner vs. Baylor (6/3/17)
Season:	65, J.P. Woodward (2000)
Career:	150, Sean Allen (1998-01)

Double Play Combinations (since 1997)

Game:	4, Travis Cougout-Isa Garcia- Josh Stirmeman at Southern Miss (4/15/06); Stuart-Musslewhite-Cole Bruce- Thanos Papavasiliou vs. Tulane (5/22/04)
Season:	37, Chris Iriart-Josh Vidales-Connor Wong (2015)
Career:	28, Aaron Melebeck-Sean Allen-J.P. Woodward (1999-00)



TEAM RECORDS

HITTING

At Bats
Game: 74, vs. Baylor (2/21/99)
Season: 2,325 in 1999

Runs
Inning: 17, 3rd inn. vs. Prairie View (2/18/87)
Game: 32, vs. Prairie View (2/18/87)
Season: 508 in 1997

Batting Average
Season: .327 in 1997

Hits
Game: 29, vs. Memphis (4/3/99)
Season: 759 in 1997

Doubles
Game: 9, vs. Texas Southern (3/29/88), vs. USF (4/7/00)
Season: 157 in 2000

Triples
Game: 7, vs. McNeese (3/25/92)
(Tied for NCAA Record)
Season: 27 in 1990

Home Runs
Game: 8, at A&M-Corpus Christi (2/27/21)
Consecutive: 3, vs. Texas Southern (3/29/88)
Season: 83 in 1986

Extra-Base Hits
Game: 15, vs. Texas Southern (3/29/88)
Season: 248 in 2000

Total Bases
Game: 52, vs. Texas Southern (3/29/88)
Season: 1,143 in 1997

Slugging Percentage
Season: .515 in 1985

Runs Batted In
Game: 30, vs. Prairie View A&M (2/18/87)
Season: 457 in 1997

Stolen Bases
Game: 12, vs. Northwestern State (4/7/71)
Season: 152 in 1997

Strikeouts
Game: 20, vs. Baylor (3/2/99 - 22 innings)
Season: 471 in 2018

Bases on Balls
Game: 17, vs. ULM (3/3/73)
Season: 341 in 1985, 1987

On-Base Percentage
Season: .447 in 1990

Sacrifice Bunts
Game: 6, vs. Memphis (4/18/10), at Cincinnati (3/22/03)
Season: 70 in 2011

Sacrifice Flies
Game: 3, 12 times, most recently; at USF (4/20/22)
Season: 53 in 1989

Runs Per Game
High: 8.06 in 1997
Low: 3.29 in 1972

Hits Per Game
High: 12.04 in 1997
Low: 6.45 in 1960

Bases on Balls Per Game
High: 5.59 in 1985
Low: 2.90 in 2021

Strikeouts Per Game
High: 8.22 in 2021
Low: 3.15 in 1977

PITCHING

Saves
Season: 22 in 2008

Earned Run Average
High: 6.54 in 2010
Low: 2.16 in 1960

Complete Games
Season: 28 in 1972

Shutouts
Season: 13 in 1977

Runs Allowed
Game: 28, vs. Oklahoma State (3/5/93)
Season: 420 in 2010

Earned Runs Allowed
Game: 25, vs. Rice (3/19/94)
Season: 364 in 2010

Consecutive Shutout Innings
Season: 36.0, 3/6/83 - 3/12/83

Innings Pitched
Game: 22.0, vs. Baylor (2/21/99)
Season: 598.1 in 2003

Strikeouts
Game: 21, vs. Saint Louis (5/17/05, 13 inn.), 19, vs. Memphis (4/13/02; 9 inn.), vs. Memphis (4/12/02; 9 inn.)
Season: 605 in 2003

Hits Allowed
Game: 27, vs. USC (5/26/90)
Season: 639 in 2008

Bases on Balls Allowed
Game: 20, vs. USC (3/20/78)
Season: 334 in 2010

Strikeouts Per Game
High: 9.96 in 1957
Low: 3.68 in 1974

Bases on Balls Per Game
High: 6.27 in 1959
Low: 1.80 in 2014

Hits Allowed Per Game
High: 11.22 in 1980
Low: 6.07 in 1962

Runs Allowed Per Game
High: 7.49 in 1996
Low: 2.83 in 2014

FIELDING

Fielding Percentage
Season: .984 in 2022

Total Chances
Game: 100, vs. Baylor (2/21/99)
Season: 2,613 in 2003

Putouts
Game: 66, vs. Baylor (2/21/99)
(Tied NCAA record at the time)
Season: 1,793 in 2000

Assists
Game: 29, vs. Baylor (2/21/99)
Season: 741 in 1999

Errors
Game: 7, vs. Cal Poly (2009)
Season: 108 in 1993

Double Plays
Game: 5, vs. Santa Clara (2/27/10); vs. Louisiana Tech (3/3/92)
Season: 74 in 2000

SCHEDULE

Games Played
High: 67 in 2003, 1990
Low: 6 in 1947

Games Won
High: 48 in 2014, 2002, 2000
Low: 1 in 1947

Games Lost
High: 34 in 2021
Low: 5 in 1947

Consecutive Games Won
Season: 21, Feb. 19 to March 5, 1983

Consecutive Games Lost
In-Season: 10 games (1961)
Overall: 12 games (1960-1961)

Games Won at Home
High: 37 in 1989
Low: 3 in 1963
2 home wins during 2020 (season cut short due to COVID-19 pandemic)

Games Won on the Road
High: 21 in 2000
Low: 1 in 1963

Conference Games Won
High: 21 in 2000 (C-USA)
Low: 2 in 1948 (LSC)

Conference Games Lost
High: 21 in 1992 (SWC), 2021 (AAC)
Low: 0 in 1950 (GCC)

Conference Winning Percentage
High: 1.000 (4-0) in 1950 (GSC); .840 (21-4) in 2000 (C-USA)
Low: .167 (3-15) in 1993

Consecutive Conference Games Won
Season: 16 (C-USA), 4/16/00 - 3/30/01

Consecutive Conference Games Lost
Season: 11 (SWC), 3/17/84 - 4/14/84

Consecutive Conference Series Won
Season: 11 (C-USA), 5/7/99 - 4/15/02

Consecutive Conference Series Lost
Season: 6 (SWC), 3/13-14/93 - 3/18-19/94

MISCELLANEOUS

National Ranking
In-Season: No. 2 in 1983, 1982, 1967
Final: No. 2 in 1967

Largest Margin of Victory
Game: 32 (32-0), vs. Prairie View A&M (2/18/87)

Largest Margin of Defeat
Game: 21 (3-24), vs. Rice (5/27/10)

Longest Game
Innings: 22, vs. Baylor (2/21/99)
Time: 6:43, vs. Baylor (2/21/99)



TEAM NCAA POSTSEASON RECORDS

MISCELLANEOUS

Games Played
Season: 8 in 2003, 1967

Largest Margin of Victory
Game: 14 (17-3) vs. Baylor,
 (6/3/17, NCAA Houston Regional)

Largest Margin of Defeat
Game: 18 (22-4) at Texas A&M,
 (5/31/08, NCAA College Station Regional)

Longest Game
Time: 6:02, vs. Rice,
 (5/31/15, NCAA Houston Regional)

Innings: 20, vs. Rice,
 (5/31/15, NCAA Houston Regional)

Shortest Game
Time (9 inn.): 2:08, vs. Arizona State,
 (6/16/67, NCAA College World Series)

HITTING

Batting Average
Season: .322 (59-for-212) in 2002

At Bats
Game: 66, vs. Rice,
 (5/31/15, NCAA Houston Regional)

Season: 267 in 2003

Runs
Game: 17, vs. Baylor,
 (6/3/17, NCAA Houston Regional)

Season: 46 in 2003

Hits
Game: 20, vs. Baylor,
 (6/3/17, NCAA Houston Regional)

Season: 74 in 2003

Fewest Hits
Game: 3, vs. Rice,
 (5/27/00, NCAA Houston Regional)

Season: 14 in 2001

Runs Batted In
Game: 17, vs. Baylor,
 (6/3/17, NCAA Houston Regional)

Season: 41 in 2003

Doubles
Game: 4, twice, most recently;
 (6/3/17, vs. Baylor, NCAA Houston Regional)

Season: 14 in 2000

Triples
Game: 2,
 vs. Purdue,
 (6/3/18, NCAA Chapel Hill Regional),
 vs. Alabama,
 (5/31/03, NCAA College Station Regional),
 vs. Arizona State,
 (6/18/67, NCAA College World Series)

Season: 5 in 2003

Home Runs
Game: 3,
 vs. North Carolina,
 (6/3/18, NCAA Chapel Hill Regional),
 vs. Baylor,
 (6/3/17, NCAA Houston Regional),
 at Oklahoma (6/13/06, NCAA Norman Regional)

Season: 7 in 2018

Total Bases
Game: 35 vs. Baylor,
 (6/3/17, NCAA Houston Regional)

Season: 108 in 2003

Strikeouts
Game: 15, vs. Arizona State,
 (6/18/67, NCAA College World Series),
 vs. Boston College,
 (6/14/67, NCAA College World Series)

Season: 62 in 2003

Bases on Balls
Game: 10, vs. Alabama,
 (5/31/03, NCAA College Station Regional);
 vs. Boston College, (6/14/67, NCAA College World Series)

Season: 38 in 2000

Sacrifice Bunts
Game: 4, vs. UIC,
 (6/1/08, NCAA College Station Regional)

Season: 8 in 2003

Sacrifice Flies
Game: 3 at LSU,
 (6/2/14, NCAA Baton Rouge Regional)

Season: 5 in 2003, 2000

Stolen Bases
Game: 4, vs. Alabama,
 (5/31/03, NCAA College Station Regional)

Season: 10 in 1999

Hit by Pitch
Game: 4, at LSU,
 (6/2/14, NCAA Baton Rouge Regional)

Season: 7 in 2008

PITCHING

Saves
Season: 2 in 2008, 2003, 2000, 1987

Innings Pitched
Game: 20.0, vs. Rice,
 (5/31/15, NCAA Houston Regional)

Season: 72.0 in 2003

Strikeouts
Game: 21, vs. Rice,
 (5/31/15, NCAA Houston Regional)

Season: 56 in 2003

Runs Allowed
Game: 26, vs. USC,
 (5/25/90, NCAA South I Regional)

Season: 48 in 2003

Hits Allowed
Game: 27, vs. USC,
 (5/25/90, NCAA South I Regional)

Season: 75 in 2014

Earned Runs Allowed
Game: 26, vs. USC,
 (5/25/90, NCAA South I Regional)

Season: 38 in 2003

Fewest Hits Allowed
Game: 2, vs. Louisiana-Lafayette,
 (5/31/15, NCAA Houston Regional)

Season: 20 in 2001

FIELDING

Putouts
Game: 60, vs. Rice,
 (5/31/15, NCAA Houston Regional)

Season: 216 in 2003

Assists
Game: 25, vs. Rice,
 (5/31/15, NCAA Houston Regional)

Season: 87 in 2000

Errors
Game: 6, vs. Arizona State,
 (6/18/67, NCAA College World Series),
 vs. Stanford,
 (6/12/67, NCAA College World Series)

Season: 12 in 2003



MISCELLANEOUS

Games Played

Season: 8, Hyung Cho, Travis Tully, Cole Bruce, Michael Bourn, Matt Farrington, Stuart Musslewhite, Gabe Lucas, Brett Logan (2003)
Career: 16, Michael Bourn (2001-03), Hyung Cho (2001-03)

HITTING

Batting Average

Season: .565 (13-for-23), Jimmy Cesario (2002 NCAA College Station Regional)
Career: .459 (17-for-37), Aaron Melebeck (1999-00)

At Bats

Game: 9, twice, most recently; Kyle Survance & Chris Iriart (5/31/15, NCAA Houston Regional)
Season: 33, Stuart Musslewhite (2003)
Career: 62, Michael Bourn (2001-03)

Runs

Game: 4, Cole Bruce vs. Alabama, (5/31/03, NCAA College Station Regional), Bret Bartley vs. Southern Miss, (5/26/90, NCAA Central Regional)
Season: 11, Michael Bourn (2003)
Career: 16, Michael Bourn (2001-03)

Hits

Game: 4, 4x, most recently; Ryan Lormand, Jimmy Cesario, vs. Dallas Baptist (5/30/08, NCAA College Station Regional)
Season: 13, Jimmy Cesario (2008), Tom Paciorek (1967)
Career: 19, Michael Bourn (2001-03), Hyung Cho (2001-03)

Runs Batted In

Game: 4, 3x, most recently; Thanos Papavasiliou, Cole Bruce vs. Alabama (5/31/03, NCAA College Station Regional)
Season: 9, Cole Bruce (2003)
Career: 12, Hyung Cho (2001-03), J.P. Woodward (1999-00)

Doubles

Game: 2, 5x, most recently; Frankie Ratcliff vs. SLU (6/1/14, NCAA Baton Rouge Regional)
Season: 4, Ryan Lormand (2008)
Career: 6, Tyson Schweitzer (1999-00)

Triples

Game: 2, G.J. Cantu vs. Arizona State (6/18/67, NCAA College World Series)
Season: 3, Michael Bourn (2003)
Career: 3, Michael Bourn (2001-03)

Home Runs

Game: 1, 48x, most recently; Corey Julks vs. Texas A&M (6/5/17, NCAA Houston Regional)
Season: 3, Cole Bruce (2003), J.P. Woodward (1999), Tom Paciorek (1967)
Career: 5, J.P. Woodward (1999-00)

Total Bases

Game: 9, Cole Bruce vs. Alabama, (5/31/03, NCAA College Station Regional)
Season: 29, Tom Paciorek (1967)
Career: 33, J.P. Woodward (1999-00)

Strikeouts

Game: 4, Cole Bruce at Rice, (6/8/03, NCAA Houston Super Regional)
Season: 13, Cole Bruce (2003)
Career: 15, Tyson Schweitzer (1999-00)

Bases on Balls

Game: 5, J.P. Woodward vs. Rice, (5/28/00, NCAA Houston Regional)
Season: 8, Shane Nance (2000)
Career: 9, Eric Lee (1997-00)

Sacrifice Bunts

Game: 2, 5x, most recently; Cooper Coldiron vs. Iowa (6/2/17, NCAA Houston Regional)
Season: 3, Cooper Coldiron (2017), Travis Tully (2003)
Career: 3, Travis Tully (2003-05), Gabe Lucas (2001-03); Eric Lee (1997-00)

Sacrifice Flies

Game: 2, twice, most recently; Frankie Ratcliff vs. LSU (6/2/14, NCAA Baton Rouge Regional), J.P. Woodward vs. Rice (5/28/00, NCAA Houston Regional)
Season: 2, 3x, most recently; Travis Tully (2003)
Career: 2, 6x, most recently; Frankie Ratcliff (2014)

Stolen Bases

Game: 2, 3x, most recently; Hyung Cho vs. Alabama (5/31/03, NCAA College Station Regional)
Season: 3, 3x, most recently; Michael Bourn (2003)
Career: 4, Michael Bourn (2001-03), Brandon Caraway (1997-00)

Hit by Pitch

Game: 1, 30x, most recently; Joe Davis vs. Texas A&M (6/4/17, NCAA Houston Regional)
Season: 2, 4x, most recently; Connor Hollis (2014)
Career: 2, 5x, most recently; Connor Hollis (2014)

PITCHING

Appearances

Season: 5, Ryan Wagner (2003), Greg Runser (2000), Rick Brewer (1967)
Career: 9, Ryan Wagner (2002-03)

Wins

Season: 3, Bubba Hill (1967)
Career: 3, Ryan Wagner (2002-03), Bubba Hill (1967)

Losses

Season: 2, Jake Lemoine (2014), Brad Sullivan (2003), Duncan McAdoo (2000)
Career: 3, Brad Sullivan (2001-03)

Saves

Season: 2, Ryan Wagner (2003), Greg Runser (2000)
Career: 2, Ryan Wagner (2003), Greg Runser (2000)

Innings Pitched

Game: 9.1, Kyle Dowdy vs. Rice, (5/31/15, NCAA Houston Regional)
Season: 17.0, Kyle Crowell (2000), Rick Brewer (1967)
Career: 30.2, Brad Sullivan (2001-03)

Strikeouts

Game: 11, twice, most recently; Aaron Garza vs. Rice, (5/31/15, NCAA Houston Regional)
Season: 18, Ryan Wagner (2003)
Career: 25, Brad Sullivan (2001-03)

Runs Allowed

Game: 12, Pete Magre vs. USC, (5/25/90, NCAA South I Regional)
Season: 12, Pete Magre (1990)
Career: 15, Brad Sullivan (2001-03)

Earned Runs Allowed

Game: 12, Pete Magre vs. USC (5/25/90, NCAA South I Regional)
Season: 12, Pete Magre (1990)
Career: 14, Kyle Crowell (1998-00)

Hit Batters

Game: 2, 5x, most recently; Kyle Dowdy vs. Rice, (5/31/15, NCAA Houston Regional)
Season: 3, Brad Sullivan (2003)
Career: 5, Brad Sullivan (2001-03)

FIELDING

Putouts

Game: 24, Ian Rice, vs. Rice (5/31/15, NCAA Houston Regional)
Season: 77, J.P. Woodward (2000)
Career: 105, J.P. Woodward (1999-00)

Assists

Game: 7, twice, most recently; Connor Wong (5/31/15, NCAA Houston Regional)
Season: 30, Sean Allen (2000)
Career: 37, Sean Allen (1998-01)

Errors

Game: 3, Scott Sheldon at LSU, (5/26/90, NCAA South I Regional), Art Toombs vs. Arizona State, (6/18/67, NCAA College World Series)
Season: 6, Art Toombs (1967)
Career: 6, Art Toombs (1967-69)

Double Plays Turned

Game: 4, Connor Hollis (2B), vs. Baylor, (6/3/17, NCAA Houston Regional)
Season: 7, Sean Allen (2B), J.P. Woodward (1B) (2000)
Career: 9, J.P. Woodward (1999-00)



HOME FIELD RECORDS

TEAM

MISCELLANEOUS

Games Played

High: 35 in 2000, 1999**Low:** 24 in 2021*Seven home games during 2020 (season cut short due to COVID-19 pandemic)*

Largest Margin of Victory

UH: 17 (20-3), vs. Towson (3/15/14)

17 (20-3), vs. UCF (3/28/10)

Opp.: 21 (24-3), vs. Rice (5/27/10)

Longest Game

Time: 6:43, vs. Baylor (2/21/99)**Innings:** 22, vs. Baylor (2/21/99)

Shortest Game

Time (9 inn.): 1:50, vs. Grand Canyon (3/19/16)**Innings:** 5.0, vs. USF (4/24/16)

HITTING

At Bats

UH: 74, vs. Baylor (2/21/99)**Opp.:** 75, Baylor (2/21/99)

Runs

UH: 20, vs. Towson (3/15/14)

20, vs. UCF (3/28/10)

Opp.: 24, Rice (5/27/10)ALL-TIME LEADERS
AT HOME

Home Runs

Rk.	No.	Player	Years
1	22	Joe Davis	2016-19
2	18	J.P. Woodward	1999-00
3	16	Connor Wong	2015-17
4	15	Ryan Hernandez	2020-22
5	14	Bruce Rios	1996-99
6	13	Zach Arnold	2022-23
7	12	Dustin Carr	1994-97
	12	Brandon Uhse	2021-23
9	11	Chris Snyder	2000-02
10	10	Ian McMillan	2018-23
		Corey Julks	2015-17
		Jarrod Bitter	1998-00

Hits

Rk.	No.	Player	Years
1	161	Brandon Caraway	1997-00
2	137	Joe Davis	2016-19
3	127	Eric Lee	1997-00
4	126	Blake Kelso	2008-10
5	124	Josh Vidales	2013-16
	124	Jake Stewart	2004-08
7	114	Zak Presley	2007-10
8	112	Kris Wilken	1998-00
9	111	Corey Julks	2015-17
10	110	Bruce Rios	1996-99

Hits

UH: 22, vs. Sam Houston State (3/10/09)**Opp.:** 24, Rice (5/24/96)

Runs Batted In

UH: 20, vs. UCF (3/28/10)**Opp.:** 22, Rice (5/24/10)

Doubles

UH: 9, vs. USF (4/7/00)**Opp.:** 9, UAB (5/4/97)

Triples

UH: 3, 3x, most recently;

vs. ECU (3/22/13)

Opp.: 2, 7x, most recently;

Rice (5/27/10)

Home Runs

UH: 7, vs. UTA (3/26/23)**Opp.:** 8, vs. UTA (3/24/23)

Total Bases

UH: 43, vs. UTA (3/26/23)**Opp.:** 45, Rice (5/27/10)

Strikeouts

UH: 20, vs. Baylor (2/21/99)**Opp.:** 21, vs. Saint Louis (5/7/05)

Bases on Balls

UH: 15, vs. Cincinnati (4/18/15)**Opp.:** 12, Sam Houston State (4/29/98)

Sacrifice Bunts

UH: 6, vs. Memphis (4/18/10)**Opp.:** 6, UAB (4/8/01)

Sacrifice Flies

UH: 3, 10x, most recently;

vs. Sam Houston (4/11/23)

Opp.: 4, Texas Tech (4/8/95)

Stolen Bases

UH: 10, vs. UAB (5/3/97)**Opp.:** 8, Texas State (2/18/96)

Hit by Pitch

UH: 6, vs. UAB (4/10/11)**Opp.:** 5, vs. TSU (2/28/23)

PITCHING

Innings Pitched

UH: 22.0, vs. Baylor (2/21/99)**Opp.:** 22.0, Baylor (2/21/99)

Strikeouts

UH: 23, vs. Rice (5/31/15)**Opp.:** 20, Baylor (2/21/99)

Earned Runs Allowed

UH: 18, vs. Sam Houston State (3/10/09),

vs. Rice (5/27/10)

Opp.: 20, UCF (3/28/10)

Fewest Hits Allowed

UH: 1, 5x, most recently;

vs. George Washington (3/26/16)

Opp.: 1, vs. Northwestern State (3/11/95)

FIELDING

Putouts

UH: 66, vs. Baylor (2/21/99)**Opp.:** 66, Baylor (2/21/99)

Assists

UH: 29, vs. Baylor (2/21/99)**Opp.:** 28, Baylor (2/21/99)

Errors

UH: 7, vs. Cal Poly (3/8/09)**Opp.:** 7, vs. LSU (2/24/02), vs. Illinois (2/28/98)INDIVIDUAL
HITTING

At Bats

UH: 9, five players, most recently;

Kyle Survance & Chris Iriart vs. Rice (5/31/15)

Opp.: 10, Jaime Bubela, Baylor, (2/21/99)

Runs

UH: 5, Hyung Cho vs. Texas State (4/8/03)

Tyler Bielamowicz at Tulane (4/13/18)

Opp.: 5, Chad Huffman, TCU (3/28/04),

Danny Peoples, Texas (3/17/96),

Rick Hague, Rice (5/27/10)

Hits

UH: 6, Frankie Ratcliff, vs. A&M-Corpus Christi (3/5/14)**Opp.:** 5, Nate Fisbeck (2/20/19),

Brad Wilcutt, Southern Miss (5/21/05),

Steve Kleen, Pepperdine (2/20/05),

Chad Huffman, TCU (3/28/04),

Brad Davis, Long Beach State (2/27/04),

Jordan Hart, Memphis vs. Southern Miss (5/24/04),

Will Hawkins, Louisiana-Lafayette (5/30/99),

Brett Smith, Rice (2/22/00),

Chris Seaman, Texas State (2/13/00)

Runs Batted In

UH: 7,

Zach Arnold vs. UTA (3/26/23)

Jake Scheiner vs. Alabama State (3/19/17),

Bryan Pounds vs. Rice (3/26/08),

Brandon Caraway vs. USF (3/22/98),

Mike Medrano vs. USF (3/21/98),

Joaquin Martinez vs. Texas Southern (2/21/96),

Matt Creel vs. Santa Clara (2/26/10)

Opp.: 7, Keith Graffagnini, Tulane (3/13/98)



Doubles

UH: 3,
Chase Dempsay vs. Sam Houston State (3/10/09)
Opp.: 4, Brad Willcutt, Southern Miss (5/21/05)

Triples

UH: 2, Mike Medrano vs. Tulane (3/15/98),
Tom Maleski vs. Louisiana Tech (3/1/95)
Opp.: 1, 81x

Home Runs

UH: 3, three times,
Zach Arnold vs. UTA (3/26/23)
Ryan Hernandez vs. UT Arlington (3/27/21)
Connor Wong vs. Tulane (4/23/17),
Jake Scheiner vs. Alabama State (4/19/17)
Opp.: 3, Jason Coats, TCU (4/11/10)

Total Bases

UH: 15, Connor Wong vs. Tulane (4/23/17)
Opp.: 13, Marc Maddox,
Southern Miss (5/17/03)

Strikeouts

UH: 5, Kobe Hyland,
vs. Northern State (2/17/19)
Opp.: 5, 2x last Jonathan Evans vs. Southern (3/22/23)

Bases on Balls

UH: 5, J.P. Woodward, vs. Rice
(NCAA Regional at Cougar Field, 5/28/00)
Opp.: 4, Jason Totman, Texas Tech (4/8/95),
Derek Luciano, UCF (3/26/10)

Sacrifice Bunts

UH: 2, 17x, most recently; Ian McMillan,
vs. ECU (4/1/23)
Opp.: 2, 9x, most recently
Dillberto, Southern Miss (5/14/11)

Sacrifice Flies

UH: 2, 4x, most recently;
Jose Reyes vs. Prairie View A&M (5/4/16)
Opp.: 2, twice, most recently;
Clint Bryant, Texas Tech (4/8/95)

Stolen Bases

UH: 4, Kyle Survance vs. Memphis (3/30/14),
Michael Bourn vs. USF (5/5/02),
Michael Bourn vs. Tulane (3/24/02)
Opp.: 3, Thomas Bowker, Charlotte (4/10/04),
Jon Brewster, USC (3/3/01)

Hit by Pitch

UH: 3, Chris Wallace vs. McNeese (5/5/09)
Opp.: 3, Jake Smith, ECU (3/16/03),
Justin Viele, Santa Clara (2/26/10)

PITCHING

Innings Pitched

UH: 10.0, Brad Lincoln vs. Saint Louis (5/7/05),
Brad Sullivan vs. ECU (3/14/03)
Opp.: 9.0, 12x,
most recently; M. Wright, ECU (4/21/11)

Strikeouts

UH: 16, Brad Sullivan vs. Saint Louis (4/18/03),
Brad Sullivan vs. Memphis (5/16/02)
Opp.: 13, Trey Yesavage vs. ECU (3/31/23)

Bases on Balls Allowed

UH: 6, 5x,
most recently; William Kankel vs. Tulane (5/8/10)
Opp.: 7, Corey Bond, Northwestern State (3/10/95)

Runs Allowed

UH: 9, Duncan McAdoo vs. USF (3/21/98)
Opp.: 13, Joel Gallimore, Cincinnati (4/10/98)

Earned Runs Allowed

UH: 8, 5x,
most recently; Trey Cumbie vs. USF (4/6/18)
Opp.: 13, Joel Gallimore, Cincinnati (4/10/98)

Hits Allowed

UH: 11, 3x, most recently;
Brad Lincoln vs. San Diego (3/17/06)
Opp.: 13, Mark Gray, UAB (5/3/97),
Tim Diebold, Saint Louis (3/13/97)

Hit Batters

UH: 4, Jon McDonald vs. Texas (4/7/96)
Opp.: 4, John McKay, Charlotte (3/27/99)

FIELDING

Putouts

UH: 24, Ian Rice vs. Rice (5/31/15)
Opp.: 25, Matt Williams, Baylor (2/21/99)

Assists

UH: 10, Blake Kelso vs. Marshall (5/15/08)
Opp.: 9, twice, most recently;
Grayson Lewis, Rice (5/31/15)

Errors

UH: 3, 5x,
most recently; Ian Rice vs. Rice (5/31/15)
Opp.: 3, 4x,
most recently; Drake, McNeese (4/9/12)



Shane Nance is the all-time leader in wins (17) and strikeouts (217) at Cougar Field. Nance played for the Cougars from 1997-00.

ALL-TIME LEADERS AT HOME

Pitching Wins

Rk.	No.	Player	Years
1.	17	Shane Nance	1997-00
2.	13	Andrew Lantrip	2014-16
3.	12	Wes Musick	2006-09
		Brad Sullivan	2001-03
		Kyle Crowell	1998-00
		Jon McDonald	1995-98
7.	11	Bryan Moore	1998-99
		Aaron Garza	2012-15
		Duncan McAdoo	1997-00
		Brad Lincoln	2004-06

Strikeouts

Rk.	No.	Player	Years
1.	215	Shane Nance	1997-00
2.	197	Brad Sullivan	2001-03
3.	141	Seth Romero	2015-17
4.	138	Brad Lincoln	2004-06
5.	130	Andrew Lantrip	2014-16
6.	120	Wes Musick	2006-09
7.	112	Kyle Crowell	1998-00
8.	106	Ryan Wagner	2002-03
9.	104	Duncan McAdoo	1997-00
	104	Trey Cumbie	2016-18

Bold Italics indicates active players



CAREER LEADERS

Current players listed in ***Bold Italics***

MISCELLANEOUS

Games Played

1.	246	Brandon Caraway	1997-00
2.	244	Justin Montemayor	2013-16
3.	235	Joe Davis	2016-19
4.	234	Eric Lee	1997-00
5.	233	Fred Hinojosa	1987-90
	233	Zak Presley	2007-10
7.	229	Phil Lewis	1990-93
8.	226	Josh Vidales	2013-16
9.	219	Landon Appling	2011-14
10.	215	Connor Wong	2014-18

Consecutive Games Played

1.	189	Kris Wilken	2/7/98 - 6/4/00
2.	181	Blake Kelso	2/22/08-5/28/10
3.	176	Dustin Kingsbury	2/11/05 - 5/25/07
4.	157	Phil Lewis	2/16/91 (G2) - 5/3/93
5.	144	Travis Tully	4/26/03 (G2) - 5/29/05
6.	136	Ian McMillan	4/10/21-5/27/21
7.	127	Scott Sheldon	5/13/89 - 5/6/91
8.	124	Chris Snyder	2/2/01 - 6/10/02
9.	122	Ryan Lormand	2/6/07 - 6/3/08
		Tom Duschinski	2/25/72 - 4/28/74
11.	116	John Altobelli	2/18/84 - 5/25/85

HITTING

Batting Average

(min. 2 years played, 2 AB for each team game)

1.	.3753	Corky Swindell	1982-83
2.	.3746	Tom Paciorek	1966-68
3.	.372	Keith Darter	1989-90
4.	.368	Jarrold Bitter	1998-00
5.	.359	Ike Lucas	1965-67
6.	.357	Shane Buteaux	1993-94
7.	.354	Ricky Freeman	1991-94
8.	.352	Mark Grimes	1984-85
9.	.349	Fred Hinojosa	1987-90
10.	.348	Jim Payne	1965-66

Home Runs

1.	53	Joe Davis	2016-19
2.	31	Pat Hewes	1985-86
3.	30	Ryan Hernandez	2020-22
	30	J.P. Woodward	1999-00
5.	29	Chris Snyder	2000-02
6.	27	Jarrold Bitter	1998-00
7.	25	Brett Cooley	2002-04
		Bruce Rios	1996-99
9.	23	Zach Arnold	2022-23
		Connor Wong	2015-17
		Jake Stewart	2004-08

Runs Batted In

1.	223	Joe Davis	2016-19
2.	160	Bruce Rios	1996-99
3.	150	Jarrold Bitter	1998-00
4.	144	Caleb Ramsey	2008-11
5.	143	Brandon Caraway	1997-00
6.	137	Dustin Kingsbury	2004-07
		Fred Hinojosa	1987-90
8.	132	Eric Lee	1997-00
9.	130	Hyung Cho	2001-03
10.	129	Chris Snyder	2000-02

At Bats

1.	1,006	Brandon Caraway	1997-00
----	-------	-----------------	---------

2.	925	Joe Davis	2016-19
3.	879	Justin Montemayor	2013-16
4.	854	Eric Lee	1997-00
5.	836	Josh Vidales	2013-16
6.	775	Zak Presley	2007-10
7.	765	Blake Kelso	2008-10
8.	752	Caleb Ramsey	2008-11
9.	740	Connor Hollis	2014-18
10.	733	Connor Wong	2015-17

Runs

1.	238	Brandon Caraway	1997-00
2.	179	Eric Lee	1997-00
3.	167	Michael Bourn	2001-03
4.	164	Jake Stewart	2004-08
5.	161	Dustin Carr	1994-97
6.	154	Phil Lewis	1990-93
7.	152	Connor Wong	2015-17
8.	149	Zak Presley	2007-10
9.	148	Josh Vidales	2013-16
		Blake Kelso	2008-10

Hits

1.	324	Brandon Caraway	1997-00
2.	288	Joe Davis	2016-19
3.	253	Eric Lee	1997-00
4.	244	Zak Presley	2007-10
	244	Blake Kelso	2008-10
6.	241	Caleb Ramsey	2008-11
7.	234	Phil Lewis	1990-93
		Justin Montemayor	2013-16
9.	232	Jake Stewart	2004-08
10.	230	Josh Vidales	2013-16

Doubles

1.	63	Brandon Caraway	1997-00
2.	52	Jake Stewart	2004-08
		Joe Davis	2016-19
4.	51	Dustin Carr	1994-97
5.	48	Jarrold Bitter	1998-00
6.	47	Tyson Schweitzer	1999-00
		Fred Hinojosa	1987-90
		Eric Lee	1997-00
9.	45	Brandon Uhse	2021-23
10.	44	Caleb Ramsey	2008-11

Triples

1.	19	Phil Lewis	1990-93
2.	14	G.J. Cantu	1965-67
3.	11	Blake Kelso	2008-
4.	10	Bill McLain	1970-72
		Eric Lee	1997-00
		Caleb Ramsey	2008-11
		Kyle Survance	2013-15
8.	9	Ricky Freeman	1991-94
		Frankie Ratcliff	2013-14
		Scott Sheldon	1988-91
		Brandon Caraway	1997-00

Total Bases

1.	503	Joe Davis	2016-19
2.	435	Brandon Caraway	1997-00
3.	380	Eric Lee	1997-00
4.	363	Jake Stewart	2004-08
5.	350	Jarrold Bitter	1998-00
6.	339	Phil Lewis	1990-93
7.	337	Dustin Carr	1994-97
8.	336	Fred Hinojosa	1987-90
9.	331	Blake Kelso	2008-10

10.	326	Caleb Ramsey	2008-11
-----	-----	--------------	---------

Slugging Percentage

(min. 2 years played, 2 AB for each team game)

1.	.657	Tom Paciorek	1966-68
2.	.651	Pat Hewes	1985-86
3.	.628	Mark Grimes	1984-85
4.	.625	J.P. Woodward	1999-00
5.	.593	Jarrold Bitter	1998-00
6.	.592	Goefrey Tomlinson	1995-97
7.	.588	Damon Baldwin	1985-86
8.	.581	Brett Cooley	2002-04
9.	.573	Tyson Schweitzer	1999-00
10.	.556	Mark Hooker	1988-89

On-Base Percentage (since 1980)

(min. 2 years played, 2 AB for each team game)

1.	.470	Rayner Noble	1980-83
2.	.461	Jarrold Bitter	1998-00
3.	.456	Ryan Still	2010-11
4.	.456	Jim Payne	1965-66
5.	.449	Corky Swindell	1982-83
6.	.448	Tom Paciorek	1966-68
7.	.446	Tom Duschinski	1972-74
8.	.446	Jim Bethea	1956-58
9.	.446	Fred Hinojosa	1987-90
10.	.443	J.P. Woodward	1999-00

Toughest to Strike Out

(min. 2 years played, 2 AB for each team game)

1.	27.2	Corky Swindell	1982-83
2.	23.5	Donnie Randell	1978-79
3.	21.6	Thad Altman	1976-77
4.	17.7	Bill McLain	1970-72
5.	17.2	Ike Lucas	1965-67
6.	16.4	Russ Schroeder	1971-74
7.	15.50	Bobby Hollas	1976-79
8.	15.45	Wes Gregersen	1981-82
9.	15.1	Kevin Muno	1979-80
10.	14.7	G.J. Cantu	1965-67

Stolen Bases

1.	94	Brandon Caraway	1997-00
2.	90	Michael Bourn	2001-03
3.	82	Kyle Survance	2013-15
4.	71	David Vinson	1971-74
5.	65	Eric Lee	1997-00
	65	Zak Presley	2007-10
7.	57	Jake Stewart	2004-08
8.	56	Phil Lewis	1990-93
9.	54	Dustin Carr	1994-97
10.	52	Ryan Lormand	2007-08
	52	Landon Appling	2011-14

Hit by Pitch

1.	52	Landon Appling	2011-14
2.	40	Connor Hollis	2014-18
3.	30	Bryan Tully	2005-08
4.	28	Brandon Caraway	1997-00
5.	27	Brandon Burckel	2022-23
		Jarrold Bitter	1998-00
7.	26	Jake Stewart	2004-08
		Chris Wallace	2007-10
9.	24	Joe Davis	2016-19
10.	23	Brandon Milam	1995-96
		Eric Lee	1997-00

Bases on Balls

1.	133	Josh Vidales	2013-16
----	-----	--------------	---------

2.	132	Zak Presley	2007-10
3.	128	Rayner Noble	1980-83
4.	117	Eric Lee	1997-00
5.	116	Michael Bourn	2001-03
6.	108	Brandon Caraway	1997-00
7.	107	Fred Hinojosa	1987-90
		Mark Stevens	1972-75
9.	105	Phil Lewis	1990-93
10.	101	Bruce Rios	1996-99

PITCHING

Wins

1.	32	Shane Nance	1997-00
2.	27	Doug Drabek	1981-83
3.	25	Brad Sullivan	2001-03
		Rayner Noble	1980-83
		Mike Walker	1984-86
		Al Benavides	1989-91
		Kyle Crowell	98-00
8.	22	Trey Cumbie	2016-18
9.	21	Andrew Lantrip	2014-16
		Jon McDonald	1995-98
		Tom Lukish	1977-80

Earned Run Average

(min. 2 years played, 1 IP for each team game)

1.	1.77	Trey Cumbie	2016-18
2.	1.86	Bob Peters	1959-62
3.	2.00	Rick Brewer	1966-67
4.	2.06	Aaron Fletcher	2015-18
5.	2.13	Jimmy McGee	1962-64
6.	2.23	Dickie Thompson	1956-58
7.	2.27	Tom Wenmoth	1964-65
8.	2.45	Trey Cumbie	2016-18
9.	2.46	Jody Supak	1986-87
10.	2.55	Wayne Hill	1966-68

Strikeouts

1.	409	Brad Sullivan	2001-03
2.	388	Shane Nance	1997-00
3.	293	Brad Lincoln	2004-06
4.	290	Seth Romero	2015-17
5.	238	Kyle Crowell	1998-00
6.	235	Johnny Hatcher	1970-73
7.	234	Trey Cumbie	2016-18
8.	232	Andrew Lantrip	2014-16
9.	219	Wes Musick	2006-09
10.	214	Tom Lukish	1977-80

Innings Pitched

1.	411.1	Shane Nance	1997-00
2.	347.1	Brad Sullivan	2001-03
3.	297.2	Rayner Noble	1980-83
4.	288.0	Kyle Crowell	1998-00
5.	286.1	Brad Lincoln	2004-06
6.	285.2	Mike Walker	1984-87
7.	276.1	Jon McDonald	1995-98
8.	268.2	Doug Drabek	1981-83
9.	265.2	Wes Musick	2006-09
10.	265.0	Tom Lukish	1977-80



Appearances

1.	94	Larry Coker	1984-87
2.	88	Chase Dempsay	2008-11
3.	85	Nathan Mitchell	1999-02
4.	83	Nick Torina	1998-01
		Al Benavides	1989-91
6.	80	Chase Wellbrock	2011-14
7.	79	Chris Wright	2005-09
8.	78	Barry Laird	2006-10
		Gene Flores	2001-05
		Robert Dieudonné	1997-00

Winning Percentage

(min. 10 decisions)

1.	.917 (11-1)	Tyler Ford	2013-14
2.	.842 (16-3)	Jody Supak	1986-87
3.	.806 (25-6)	Kyle Crowell	1998-00
4.	.800 (16-4)	Rob Riley	1981-82
	.800 (8-2)	Rick Brewer	1966-67
6.	.778 (14-4)	Jack Schulte	1953-54
7.	.758 (25-8)	Al Benavides	1989-91
8.	.733 (22-8)	Trey Cumbie	2016-18
9.	.720 (18-7)	Billy Blum	1977-78
10.	.714 (20-8)	Ben Weber	1989-91

Saves

1.	24	Chase Wellbrock	2011-14
2.	16	Ryan Wagner	2002-03
3.	15	Chase Dempsay	2008-11
4.	13	Justin Vaclavik	2003-05
5.	12	Ben Sears	2021-2022
		Larry Coker	1984-87
		Donnie Joseph	2007-09
		Fred Vilarreal	2017-19
9.	11	Al Benavides	1989-91
		Nick Hernandez	2016
		Devon Roedahl	2019
CP	10	Justin Murray	2023-present

Complete Games

1.	23	Johnny Hatcher	1970-73
2.	20	Bob Peters	1959-62
3.	19	Tom Lukish	1977-80
4.	15	Mike Walker	1984-87
		Steve Brewer	1970-73
6.	14	Billy Blum	1977-78
7.	12	Shane Nance	1997-00
		Doug Drabek	1983-83
		Rayner Noble	1980-83
10.	11	Tom Ball	1970-72

Shutouts

1.	6	Ben Weber	1989-91
		Kevin Peters	1959-62
3.	5	Shane Nance	1997-00
		Charles Garza	1974-77
5.	4	Trey Cumbie	2016-18
		Doug Drabek	1981-83
		Rayner Noble	1980-83
		Billy Blum	1977-78
		Jeff Simons	1976-78
		Johnny Hatcher	1970-73

Strikeouts per Nine Innings

(with min. 2 years played, 1 IP for each team game)

1.	15.54	Ryan Wagner	2002-03
2.	11.53	Seth Romero	2015-17
3.	10.6	Brad Sullivan	2001-03
4.	9.7	Kevin Roberts	2003-05
5.	9.6	Charlie Pieper	1957-59
6.	9.21	Brad Lincoln	2004-06
7.	9.18	Austin Faught	2001-02
8.	9.0	Dickie Thompson	1956-58
9.	8.9	Michael Goodnight	2009-10
10.	8.7	Eric Rasberry	1988-89

FIELDING

Fielding Percentage

(min. 200 chances and two years played)

1.	.997	Matt Creel	2010-11
2.	.996	Kyle Lovelace	2018-21
3.	.995	Ryan Hernandez	2020-2022
4.	.994	Casey Grayson	2012-14
	.994	Brett Logan	2002-06
	.994	M. P. Cokinos	2010-11
7.	.993	Caleb Barker	2013-14
	.993	Josh Stirneman	2006-07
9.	.992	Bret Bartley	1989-90
	.992	Steve Reeves	1972-75

Total Chances

1.	1,426	Joe Davis	2016-19
2.	1,409	Brett Logan	2002-06
3.	1,294	Fred Hinojosa	1987-90
4.	1,207	Chris Snyder	2000-02
5.	1,206	Thanos Papavasiliou	2001-04
6.	1,153	Connor Wong	2015-17
7.	1,151	J.P. Woodward	1999-00
8.	1,143	Chris Tremie	1989-92
9.	1,138	Kyle Lovelace	2018-21
10.	1,130	Bobby Hollas	1976-79
CP	1,043	Anthony Tulimero	2022-present

Putouts


1.	1,351	Joe Davis	2016-19
2.	1,246	Brett Logan	2002-06
3.	1,141	Fred Hinojosa	1987-90
4.	1,129	Thanos Papavasiliou	2001-04
5.	1,083	J.P. Woodward	1999-00
6.	1,081	Chris Snyder	2000-02
7.	1,049	Bobby Hollas	1976-79
8.	999	Kyle Lovelace	2018-21
9.	976	Chris Tremie	1989-92
10.	961	Connor Hollis	2014-18
CP	940	Anthony Tulimero	2022-present

Assists

1.	622	Josh Vidales	2013-16
2.	588	Blake Kelso	2008-10
3.	578	Connor Hollis	2014-18
4.	543	Sean Allen	1998-01
5.	490	Ian McMillan	2019-23
6.	478	Scott Sheldon	1988-91
7.	440	Stuart Musslewhite	2002-04
8.	424	Dustin Kingsbury	2004-07
9.	397	Bryan Pounds	2005-08
10.	388	Aaron Melebeck	1999-00



Joe Davis, who was selected in the 19th round of the 2019 MLB Draft by Boston, is Houston's all-time career leader in total chances (1,426) and putouts (1,351).





INDIVIDUAL SINGLE-SEASON LEADERS

Current players listed in *bold Italics*.

HITTING

Games Played

1.	67	Stuart Musslewhite	2003
		Keith Darter	1990
		Scott Sheldon	1990
4.	66	Casey Grayson	2014
		Ryan Lormand	2008
		Blake Kelso	2008
		Hyung Cho	2003
		Eric Lee	2000
		Aaron Melebeck	2000
		Kris Wilken	2000
		Phil Lewis	1990

Batting Average

(min. 2 AB for each team game)

1.	.435	Tom Paciorek	1967
2.	.427	Goefrey Tomlinson	1997
3.	.422	Corky Swindell	1983
4.	.412	Fred Hinojosa	1988
5.	.408	Mike Minturn	1981
6.	.404	Steve Kovar	1977
7.	.403	Jerry Willeford	1976
8.	.399	Dustin Carr	1997
9.	.398	Ike Lucas	1965
10.	.397	J.J. Matzke	1993

Hitting Streaks

1.	40	Brandon Caraway	4/11/98 - 3/16/99
2.	32	Ike Lucas	1965 - 66
3.	22	Brett Cooley	4/2/02 - 5/14/02
4.	21	Caleb Ramsey	3/21/10 - 4/28/10
		Travis Tully	4/10/04 - 5/21/04
5.	20	Jimmy Cesario	3/18/07 - 4/29/07
6.	19	Bryan Pounds	5/23/07 - 3/22/08
7.	18	Brandon Uhse	2/22/22-3/25/22
		Corey Julks	3/18/17 - 4/14/17
		Zak Presley	4/5/08 - 5/2/08
		J.P. Woodward	4/11/99 - 5/16/99
		Jason Schreiber	3/9/96 - 4/7/96
11.	17	Jared Triolo	3/13/18 - 4/10/18
		Michael Pyeatt	3/4/16 - 4/1/16
		Rob Johnson	4/27/04 - 5/27/04
		Bruce Rios	5/18/97 - 3/11/98
		Dustin Carr	5/11/96 - 3/4/97
		Shane Buteaux	3/15/94 - 4/12/94

At Bats

1.	277	Brandon Caraway	2000
2.	274	Blake Kelso	2008
3.	271	Dustin Carr	1997
4.	270	Ryan Lormand	2008
5.	267	Brandon Caraway	1999
6.	265	Connor Wong	2017
7.	262	Jesse Crain	2002
8.	261	Hyung Cho	2003
		Kris Wilken	2000
10.	257	Aaron Melebeck	2000

Runs

1.	80	Dustin Carr	1997
2.	74	Jake Stewart	2008
		Brandon Caraway	1998
		Goefrey Tomlinson	1997
5.	72	Brandon Caraway	1999
6.	68	Michael Bourn	2002
		John Altobelli	1985
8.	62	Dominic Hernandez	1996
9.	61	Connor Wong	2017
		Scott Keithley	1997

Hits

1.	108	Dustin Carr	1997
2.	106	Goefrey Tomlinson	1997
3.	97	Brandon Caraway	1999
4.	94	Hyung Cho	1994
5.	93	Keith Darter	1990
6.	91	Bryan Pounds	2008
7.	89	Ryan Lormand	2008
8.	88	Jarrod Bitter	1999
9.	85	Jared Triolo	2018
		Blake Kelso	2009
		Jake Stewart	2008

Doubles

1.	32	Dustin Carr	1997
2.	29	Goefrey Tomlinson	1997
3.	24	Jake Stewart	2008
		Aaron Melebeck	2000
		Tyson Schweitzer	1999
6.	23	Tyson Schweitzer	2000
7.	22	Damon Baldwin	1985
8.	21	Ryan Lormand	2008
		Jarrod Bitter	2000
10.	19	Connor Hollis	2018
		Travis Tully	2005
		Stuart Musslewhite	2003
		Hyung Cho	2003
		Brandon Milam	1996
		Fred Hinojosa	1988

Triples

1.	8	Frankie Ratcliff	2013
		Phil Lewis	1993
3.	7	Joel Ansley	2010
4.	6	Corey Julks	2017
		Brandon Milam	1996
		Greyson Liles	1992
		Phil Lewis	1992
		Lonnie Walker	1987
		Gary Weiss	1978
		G.J. Cantu	1965
		Rolan Walton	1951

Home Runs

1.	23	Pat Hewes	1986
2.	18	Jake Scheiner	2017
		Brett Cooley	2002
		J.P. Woodward	1999
		Joe Davis	2019
6.	16	Matt Weston	2006
		Omar Brewer	1987
		Goefrey Tomlinson	1997
		Mark Grimes	1985
10.	15	Chris Snyder	2002
		Chris Iriart	2015

Runs Batted In

1.	71	Chris Snyder	2002
2.	67	Bryan Pounds	2008
		Goefrey Tomlinson	1997
		Lonnie Walker	1987
5.	66	Hyung Cho	2003
		J.P. Woodward	1999
7.	64	Jake Scheiner	2017
8.	62	Joe Davis	2018
		Pat Hewes	1986
10.	61	Tyson Schweitzer	2000

Total Bases

1.	189	Goefrey Tomlinson	1997
2.	177	Dustin Carr	1997
3.	162	Jake Scheiner	2017
4.	160	J.P. Woodward	1999
5.	155	Jake Stewart	2008
		Hyung Cho	2003
7.	153	Brett Cooley	2002
8.	141	Bryan Pounds	2008
		Brandon Caraway	1999
10.	139	Jarrod Bitter	1999
		Pat Hewes	1986

Slugging Percentage

(min. 2 AB for each team game)

1.	.794	Pat Hewes	1986
2.	.771	Tom Paciorek	1967
3.	.762	Goefrey Tomlinson	1997
4.	.737	J.P. Woodward	1999
5.	.680	Mark Grimes	1985
6.	.678	Omar Brewer	1987
7.	.674	Jerry Willeford	1976
8.	.667	Jake Scheiner	2017
9.	.662	Mike Minturn	1981
10.	.657	Matt Weston	2006

On-Base Percentage (since 1980)

(min. 2 AB for each team game)

1.	.518	Fred Hinojosa	1988
2.	.505	Rayner Noble	1983
3.	.498	Bruce Rios	1998
4.	.491	Corky Swindell	1983
5.	.491	Goefrey Tomlinson	1997
6.	.488	Ryan Still	2011
7.	.485	Zak Presley	2010
8.	.484	Henry DeLeon	1988
9.	.480	Omar Brewer	1987
10.	.477	Jarrod Bitter	1999

Toughest to Strike Out

(min. 2 AB for each team game)

1.	49.7	Corky Swindell	1983
2.	29.8	Russ Schroeder	1971
3.	29.3	Ricky Freeman	1994
4.	27.4	Bobby Hollas	1979
5.	27.0	G.J. Cantu	1965
6.	26.7	Austin Gracey	2010
7.	26.5	Freddie Green	1961
8.	26.3	Doug Osburn	1955
9.	25.4	Donnie Randell	1978
10.	24.5	Bob Peters	1962

Stolen Bases

1.	36	Trey Williams	1969
2.	35	Michael Bourn	2001
3.	33	Shaun Skrehot	1997
4.	32	Michael Bourn	2002
		Thad Altman	1976
6.	31	Kyle Survince	2015
		Kyle Survince	2014
8.	29	Ryan Lormand	2008
9.	27	Brandon Caraway	1999
		Shane Buteaux	1994

Consecutive Stolen Bases (since 1987)

1.	24	Shaun Skrehot	2/9/97 - 4/27/97
2.	21	Ryan Lormand	2/29/08 - 4/27/08
		Goefrey Tomlinson	2/20/96 - 4/26/97
4.	19	Ryan Lormand	3/6/07 - 2/24/08
5.	16	Kyle Survince	3/15/14 - 4/12/14
6.	15	Sam Mitchell	3/18/01 - 2/10/02
7.	14	Zak Presley	4/16/10 - 5/26/10
8.	13	Brandon Caraway	4/6/99 - 5/14/99
		Brandon Caraway	3/21/98 - 5/8 (61)/98
		Lonnie Walker	3/9/87 - 5/23/87

Hit by Pitch

1.	21	Landon Appling	2011
2.	19	Chris Iriart	2015
3.	17	Ryan Still	2011
4.	16	Drew Bianco	2023
5.	15	Brandon Burckel	2022
		Jake Stewart	2008
7.	13	Zach Arnold	2023
		Landon Appling	2013
		Bryan Tully	2008
		Jarrod Bitter	2000

Bases on Balls

1.	57	John Altobelli	1985
2.	54	J.P. Woodward	2000
3.	52	Casey Grayson	2014
4.	50	Michael Bourn	2001
5.	49	Josh Vidales	2013
6.	47	Lael Lockhart Jr.	2018
		Chris Snyder	2002
		Zak Presley	2010
9.	46	Ian Rice	2015
		Michael Bourn	2002
		Rayner Noble	1983

PITCHING

Wins

1.	13	Brad Sullivan	2002
		Kyle Crowell	2000
		Jody Supak	1987
4.	12	Brad Lincoln	2006
		Mike Walker	1985
		Doug Drabek	1983
		Rayner Noble	1983
8.	11	Kyle Crowell	1999
9.	10	Trey Cumbie	2017
		Ike Haas	1992
		Al Benavides	1991
		Doug Drabek	1982
		Rob Riley	1981
		Billy Blum	1978
		Austin Pruitt	2013



Tyler Ford finished the 2014 season with a 9-0 record to become the program's single-season leader with a 1.000 winning percentage in his 27 appearances out of the bullpen.

Earned Run Average (min. 1 IP for each team game)

1.	1.15	Tom Wenmoth	1964
2.	1.1713	Chase Wellbrock	2014
3.	1.1739	Tyler Ford	2014
4.	1.31	Rayner Noble	1983
5.	1.39	Bob Peters	1960
6.	1.54	Dickie Thompson	1956
7.	1.67	Larry Satcher	1966
8.	1.69	Brad Lincoln	2006
9.	1.70	Ronnie Zeller	1955
10.	1.80	Rick Brewer	1967

Strikeouts

1.	157	Brad Sullivan	2002
2.	154	Brad Sullivan	2003
3.	152	Brad Lincoln	2006
4.	148	Ryan Wagner	2003
5.	119	Shane Nance	1999
6.	117	Kyle Crowell	2000
7.	115	Andrew Lantrip	2015
8.	113	Seth Romero	2016
9.	110	Trey Cumbie	2018
10.	106	Brad Lincoln	2005
		Shane Nance	1997

Innings Pitched

1.	138.1	Kyle Crowell	2000
2.	132.2	Mike Walker	1985
3.	128.2	Brad Sullivan	2002
4.	127.2	Brad Lincoln	2006
5.	123.2	Brad Sullivan	2003
6.	117.0	Kyle Crowell	1999
		Ike Haas	1992
8.	113.2	Austin Pruitt	2013
9.	113.1	Danny Zell	2003
		Andrew Lantrip	2015

Appearances

1.	38	Ryan Wagner	2003
2.	36	Brandon Roznovsky	2004
		Nathan Mitchell	2002
4.	33	Ben Sears	2022
		Chase Dempsay	2008
		Fred Villarreal	2019
7.	32	Bryan Moore	1999
8.	31	Larry Coker	1984
		Donnie Joseph	2009
10.	30	Matt Hooper	2000
		Greg Runser	2000
		Robert Dieudonne	1997
		Al Benavides	1990
		Devon Roedahl	2019

Winning Percentage (min. 9 decisions)

1.	1.000 (9-0)	Tyler Ford	2014
2.	.929 (13-1)	Brad Sullivan	2002
		Jody Supak	1987
4.	.888 (8-1)	John King	2017
5.	.857 (12-2)	Brad Lincoln	2006
6.	.846 (11-2)	Kyle Crowell	1999
7.	.833 (10-2)	Trey Cumbie	2017
8.	.818 (9-2)	Shane Nance	2000
		Kenny Mayberry	1989
10.	.818 (9-2)	Kyle Dowdy	2015

Saves

1.	15	Ryan Wagner	2003
2.	12	Ben Sears	2022
		Chase Wellbrock	2014
		Justin Vaclavik	2005
5.	11	Nick Hernandez	2016
		Chase Wellbrock	2013
		Donnie Joseph	2009
		Chase Dempsay	2008
9.	10	Justin Murray	2023
		Jesse Crain	2002
		Fred Villarreal	2019

Complete Games

1.	9	Tom Lukish (1979)	
		Steve Brewer (1972)	
3.	8	Mike Walker (1985)	
		Johnny Hatcher (1972)	
		Bob Peters (1962)	

Shutouts

1.	5	Bob Peters	1962
2.	4	Charles Garza	1976
3.	3	Brad Sullivan	2002
		Kyle Crowell	2000
		Ben Weber	1991
		Ben Weber	1990
		Doug Drabek	1983
		Wes Walker	1983
		Billy Blum	1977
		Jeff Simons	1977
		Johnny Hatcher	1971

Consecutive Shutout Innings Pitched

1.	36.2	Kyle Crowell	3/12/99 - 4/16/99
2.	35.2	Jesse Crain	2/10/02 - 6/9/02
3.	31.0	Jared Ray	3/29/09 - 4/1/09
4.	30.2	Brad Sullivan	5/23/02 - 2/14/03
5.	25.0	Doug Drabek	2/26/83 - 3/21/83
		Bobby Hollman	3/17/51 - 4/6/51
7.	21.1	Trey Cumbie	3/14/17 - 4/7/17

Strikeouts per Nine Innings

(min. 1 IP for each team game)

1.	* 16.8	Ryan Wagner	2003
2.	15.87	Seth Romero	2017
3.	13.50	Donnie Joseph	2009
4.	11.9	Dickie Thompson	1957
5.	11.2	Brad Sullivan	2003
6.	11.1	Ted Langlie	1959
7.	11.03	Robert Gasser	2021
8.	11.0	Brad Sullivan	2002
9.	10.8	Seth Romero	2016
10.	10.7	Brad Lincoln	2006

* - NCAA Division I single-season record

FIELDING

Total Chances

1.	634	J.P. Woodward	2000
2.	608	Casey Grayson	2014
3.	575	Justin Montemayor	2013
		Chris Snyder	2002
5.	570	Chris Iriart	2015
6.	552	Anthony Tulimero	2023
7.	533	Ryan Hernandez	2022
8.	549	Joe Davis	2019
9.	527	James Wambach	1990
10.	523	James Wambach	1991

Putouts

1.	598	J.P. Woodward	2000
2.	543	Chris Iriart	2015
3.	540	Casey Grayson	2014
4.	536	Justin Montemayor	2013
5.	526	Joe Davis	2019
6.	515	Chris Snyder	2002
7.	499	Ryan Hernandez	2022
8.	493	Anthony Tulimero	2023
9.	485	J.P. Woodward	1999
10.	479	James Wambach	1990

Assists

1.	217	Connor Hollis	2017
2.	215	Aaron Melebeck	2000
3.	199	Blake Kelso	2008
4.	196	Blake Kelso	2010
5.	195	Connor Wong	2015
6.	193	Blake Kelso	2009
7.	192	Sean Allen	2000
8.	191	Josh Vidales	2015
9.	189	Stuart Musslewhite	2003
10.	184	Chase Jensen	2011



Ryan Wagner broke the single-season NCAA Division I record with 16.8 strikeouts per nine innings in 2003. Wagner was a 1st Round pick and No. 14 overall in 2003 by the Cincinnati Reds.



TEAM SINGLE-SEASON LEADERS

SCHEDULE

Games Played

1.	67	2003
		1999
3.	66	2014
		2008
		2000
6.	65	2002
		1987
8.	64	1999
9.	63	2018
		2017
		2015
		1997

Wins

1.	48	2014
		2002
		2000
4.	44	1990
		1985
6.	43	2015
		1989
		1983
9.	42	2017
		2008
		1982

Losses

1.	35	2012
2.	34	2021
3.	32	2011
		2010
5.	31	2009
6.	30	2005
		2003
		2001
9.	29	2004
		1995

Winning Percentage

1.	.741 (42-14-2)	1983
		1982
3.	.738 (48-17)	2002
4.	.727 (48-18)	2014
	(48-18)	2000
	(16-6)	1962
7.	.721 (44-17)	1985
8.	.717 (43-17)	1989
9.	.683 (43-20)	2015
10.	.674 (31-15)	1976

Conference Wins

1.	22	2002 (C-USA)
2.	21	2000 (C-USA)
		1998 (C-USA)
4.	20	2001 (C-USA)
		1999 (C-USA)
6.	19	2004 (C-USA)
		1997 (C-USA)
8.	18	2006 (C-USA)
		2003 (C-USA)
10.	17	2023 (American)

Conference Losses

1.	21	2021 (AAC)
		1992 (SWC)
2.	18	1995 (SWC)
	18	2012 (C-USA)
4.	17	1980 (SWC)
5.	16	1975 (SWC)
6.	15	1996 (SWC)
		1993 (SWC)
		1984 (SWC)
9.	14	1994 (SWC)
		1988 (SWC)

HITTING

Batting Average

1.	.327	1997
2.	.314	1988
3.	.313	1977
4.	.3114	1999
5.	.3112	1993
6.	.3098	2002
7.	.3095	1989
8.	.308	1985
9.	.305	2004
10.	.304	2000

At Bats

1.	2,325	1999
2.	2,323	1997
3.	2,310	2000
4.	2,289	2008
5.	2,272	2003
6.	2,237	2002
7.	2,179	2014
8.	2,132	2006
9.	2,124	2018
10.	2,122	2017

Runs Scored

1.	508	1997
2.	484	2000
		1999
4.	480	1985
5.	469	1987
6.	464	2008
7.	446	1988
8.	434	2023
9.	419	1990
10.	418	2002

Hits

1.	759	1997
2.	724	1999
3.	703	2000
4.	693	2002
5.	688	2008
6.	635	2004
7.	629	1990
8.	628	2003
9.	625	2006
10.	616	2017

Doubles

1.	157	2000
2.	147	1997
3.	144	2008
4.	140	1999
5.	126	1998
6.	118	2005
7.	115	2022
8.	114	2023

	2006
	1985

Triples

1.	27	1990
2.	26	2017
3.	25	2013
4.	24	2011
5.	23	2010
6.	22	2015
		1993
		1992
7.	20	1985
10.	19	1996

Home Runs

1.	83	1986
2.	77	1999
3.	76	1985
4.	75	2000
5.	73	2023
6.	71	2006
7.	68	1988
8.	67	1997
		1987
10.	62	2022

Extra-Base Hits

1.	248	2000
2.	232	1997
3.	232	1999
4.	210	1985
5.	203	2008
6.	201	2006
7.	199	2023
8.	197	1998
		1987
10.	191	1988

Total Bases

1.	1,143	1997
2.	1,125	1999
3.	1,117	2000
4.	1,021	2008
5.	984	2006
6.	982	2002
7.	950	2023
	950	2017
8.	948	1985
9.	936	1987
10.	920	1998

Slugging Percentage

1.	.515	1985
2.	.507	1986
3.	.501	1988
4.	.492	1997
5.	.484	1999
		2000
7.	.480	1989
8.	.474	1987
9.	.468	1998
10.	.464	2023

On-Base Percentage

1.	.418	1988
2.	.416	1985
3.	.414	1993
4.	.409	1987
5.	.399	1997
6.	.396	2000
7.	.394	1999

8.	.393	1984
9.	.393	1996
10.	.392	1990

Runs Batted In

1.	457	1997
2.	445	2000
3.	440	1985
4.	432	1999
5.	421	2008
6.	419	1987
7.	400	1989
		1988
9.	391	2023
10.	364	2002

Stolen Bases

1.	152	1997
2.	142	2008
3.	125	1993
4.	114	1999
5.	113	2023
6.	107	2001
7.	105	1969
8.	94	2002
9.	90	2003
10.	89	2010
		1987
		1976

Strikeouts

1.	471	2023
	471	2018
3.	449	2022
4.	436	2021
5.	434	2008
6.	419	2015
7.	407	2003
		1999
9.	401	2005
		2000

Bases on Balls

1.	341	1987
		1985
3.	315	1988
4.	303	2000
5.	296	1992
6.	293	1990
7.	292	2014
8.	284	2008
9.	278	1999
		1984

Hit by Pitch

1.	78	2011
2.	75	2008
3.	74	2017
4.	69	2023
5.	62	2015
		2000
7.	60	2018
8.	54	2022
		2019
		2016
		1999



Sacrifice Bunts

Table with 2 columns: Rank, Year. Rows 1-10 showing years from 70 to 46.

Sacrifice Flies

Table with 2 columns: Rank, Year. Rows 1-10 showing years from 38 to 26.

PITCHING

Earned Run Average

Table with 2 columns: Rank, Year. Rows 1-10 showing years from 2.27 to 2.92.

Innings Pitched

Table with 2 columns: Rank, Year. Rows 1-10 showing years from 598.1 to 556.2.

Saves

Table with 2 columns: Rank, Year. Rows 1-10 showing years from 22 to 15.

Strikeouts

Table with 2 columns: Rank, Year. Rows 1-4 showing years from 605 to 516.

Table with 2 columns: Rank, Year. Rows 5-10 showing years from 502 to 478.

Complete Games

Table with 2 columns: Rank, Year. Rows 1-10 showing years from 28 to 15.

Shutouts

Table with 2 columns: Rank, Year. Rows 1-10 showing years from 13 to 8.

Runs Allowed

Table with 2 columns: Rank, Year. Rows 1-10 showing years from 420 to 349.

Hits Allowed

Table with 2 columns: Rank, Year. Rows 1-10 showing years from 639 to 565.

Bases on Balls Allowed

Table with 2 columns: Rank, Year. Rows 1-10 showing years from 334 to 267.

Hit Batters

Table with 2 columns: Rank, Year. Rows 1-10 showing years from 80 to 63.

Wild Pitches

Table with 2 columns: Rank, Year. Rows 1-10 showing years from 62 to 47.

FIELDING

Fielding Percentage

Table with 2 columns: Rank, Year. Rows 1-10 showing years from .984 to .970.

Total Chances

Table with 2 columns: Rank, Year. Rows 1-10 showing years from 2,613 to 2,443.

Putouts

Table with 2 columns: Rank, Year. Rows 1-10 showing years from 1,795 to 1,670.

Assists

Table with 2 columns: Rank, Year. Rows 1-5 showing years from 741 to 727.

Table with 2 columns: Rank, Year. Rows 6-10 showing years from 722 to 677.

Errors

Table with 2 columns: Rank, Year. Rows 1-10 showing years from 106 to 92.

Double Plays Turned

Table with 2 columns: Rank, Year. Rows 1-10 showing years from 74 to 57.



YEAR-BY-YEAR LEADERS

HITTING TRIPLE CROWN

Only 13 Cougars have led the club in batting average, home runs and RBIs in the same season, led by **Tom Paciorek**, who accomplished the feat twice.
(* -- tied for team lead)

Year	Name	Avg.	HR	RBI
1957	Jimmy Bethea	.343	3	15
1967	Tom Paciorek	.435	10	29
1968	Tom Paciorek	.364	6*	20*
1970	Rusty Clark	.330	7	18*
1976	Jerry Willeford	.403	4	29
1978	Jay Beard	.337	9	37
1980	Mike Breslin	.362	9	31*
1985	Mark Grimes	.360	16	56*
1997	Goefrey Tomlinson	.427	16	67
2001	Chris Snyder	.316	13	53
2003	Hyung Cho	.360	14	66
2014	Casey Grayson	.321*	6	48
2017	Jake Scheiner	.346	18	64
2020	Ryan Hernandez^	.300	5	14

^Season cut short due to COVID-19 pandemic

Batting Average

1948	Eugene Lehnertz	.428
1949	Felix Fraga	.333
1950	Felix Fraga	.296
1951	Rolan Walton	.333
1952	Harry Keister	.319
1953	Carlton Hanta	.361
1954	Carlton Hanta	.354
1955	Dick Arnold	.404
1956	Don Flynn	.282
1957	Jimmy Bethea	.343
1958	Billy Dube	.301
1959	Freddie Green	.325
1960	Bucky Watkins	.302
1961	Bunky Caldwell	.300
1962	George Berger	.306
1963	Buzzy Foster	.348
1964	Joe Lopasky	.313
1965	Ike Lucas	.398
1966	Ike Lucas	.374
1967	Tom Paciorek	.435
1968	Tom Paciorek	.364
1969	Trey Williams	.326
1970	Rusty Clark	.330
1971	Eddie Henderson	.302
1972	Tom Duschinski	.310
1973	Mike Bollman	.375
1974	Mark Stevens	.366
1975	Doug Phillips	.312
1976	Jerry Willeford	.403
1977	Steve Kovar	.374
1978	Jay Beard	.337
1979	Rusty Snyder	.367
1980	Mike Breslin	.362
1981	Mike Breslin	.408
1982	Corky Swindell	.324
1983	Corky Swindell	.422
1984	Mark Grimes	.340
1985	Mark Grimes	.360
1986	Damon Baldwin	.382
1987	Omar Brewer	.366

1988	Fred Hinojosa	.412
1989	David Vasquez	.361
1990	Keith Darter	.396
1991	Rusty Smajstrla	.348
1992	Phil Lewis	.344
1993	J.J. Matzke	.397
1994	Ricky Freeman	.385
1995	Jason Farrow	.330
1996	Brandon Milam	.357
1997	Goefrey Tomlinson	.427
1998	Bruce Rios	.370
1999	Jarrod Bitter	.389
2000	Jarrod Bitter	.369
2001	Chris Snyder	.316
2002	Chris Snyder	.343
2003	Hyung Cho	.360
2004	Kevin Roberts	.374
2005	Travis Tully	.364
2006	Isa Garcia	.357
2007	Jimmy Cesario	.352
2008	Bryan Pounds	.354
2009	Blake Kelso	.335
2010	Zak Presley	.344
2011	Ryan Still	.333
2012	Landon Appling	.324
2013	Justin Montemayor	.329
2014	Casey Grayson	.321
	Connor Hollis	.321
2015	Chris Iriart	.302
	Corey Julks	.302
2016	Corey Julks	.332
2017	Jake Scheiner	.346
2018	Jared Triolo	.344
2019	Jared Triolo	.332
2020	Ryan Hernandez	.300
2021	Tyler Bielamowicz	.301
2022	Anthony Tulimero	.326
2023	Justin Murray	.379

Home Runs

1948 Unknown

1949	Unknown	
1950	John Wood	1
1951	Unknown	
1952	Unknown	
1953	Carlton Hanta	2
1954	Unknown	
1955	John Dean	2
1956	Mitch Vucelich	4
1957	Jimmy Bethea	3
1958	Jimmy Bethea	4
1959	Freddie Green	3
1960	Bubba Wagner	3
1961	Cliff Jubela	1
1962	Three Players Tied	1
1963	Four Players Tied	1
1964	Steve Free	1
	Bill Pruett	
1965	G.J. Cantu	4
1966	Ken Hebert	5
1967	Tom Paciorek	10
1968	Tom Paciorek	6
	Jim Sparkman	
1969	Jim Sparkman	4
1970	Rusty Clark	7
1971	Larry Martin	6
1972	Tommy Kaiser	5
1973	Tom Duschinski	5
1974	David Vinson	4
1975	Mike Higgins	9
1976	Jerry Willeford	4
1977	Randy Abendroth	5
1978	Jay Beard	9
1979	Jay Beard	7
1980	Mike Breslin	9
1981	Three Players	7
1982	Jeff Jacobsen	11
1983	Riley Epps	8
1984	Mark Grimes	6
1985	Mark Grimes	16
1986	Pat Hewes	23
1987	Omar Brewer	16
1988	Mark Hooker	9
	Mike Rhodes	
1989	David Vasquez	9
	Fred Hinojosa	
1990	Ricky Torres	5
1991	Rusty Smajstrla	10
1992	Greyson Liles	4
1993	Phil Lewis	9
1994	Shane Buteaux	12
1995	Tom Maleski	6
	Carlos Perez	
1996	Jason Schreiber	7
	Dominic Hernandez	
1997	Goefrey Tomlinson	16
1998	Mike Medrano	12
1999	J.P. Woodard	18
2000	Kris Wilken	12
	J.P. Woodard	
2001	Chris Snyder	13
2002	Brett Cooley	18

2003	Hyung Cho	14
2004	Nick Bott	8
2005	Kevin Roberts	9
2006	Matt Weston	16
2007	Luis Flores	9
2008	Jake Stewart	14
2009	Chris Wallace	9
2010	Chris Wallace	10
2011	Chase Jensen	3
2012	Landon Appling	3
2013	Three Players Tied	3
2014	Casey Grayson	6
2015	Chris Iriart	15
2016	Joe Davis	14
2017	Jake Scheiner	18
2018	Joe Davis	13
2019	Joe Davis	18
2020	Ryan Hernandez	5
2021	Ryan Hernandez	11
2022	Ryan Hernandez	14
2023	Zach Arnold	13

Runs Batted In

1948	Unknown	
1949	Unknown	
1950	Felix Fraga	12
1951	Unknown	
1952	Harry Keister	18
1953	Unknown	
1954	Unknown	
1955	John Dean	12
1956	Wayne Tucker	18
1957	Jimmy Bethea	15
1958	Jimmy Bethea	13
1959	Buddy Garidel	16
1960	Bucky Watkins	12
	Bubba Wagner	
1961	Bucky Watkins	6
1962	James Shirley	10
1963	Don Higgs	7
1964	Bill Pruett	17
1965	G.J. Cantu	28
1966	Ken Hebert	29
1967	Tom Paciorek	29
1968	Tom Paciorek	20
	Wayne Westphal	
1969	Jim Sparkman	23
1970	Rusty Clark	18
	Bill McLain	
1971	Larry Martin	18
1972	Bill McLain	24
1973	Tommy Kaiser	23
1974	David Vinson	32
1975	Mike Higgins	30
1976	Jerry Willeford	29
1977	Gary Weiss	29
1978	Jay Beard	37
1979	Bobby Hollas	36
1980	Mike Breslin	31
	David Minielly	
1981	Mike Breslin	35

1982	Wesley Gregersen	49
1983	Corky Swindell	41
1984	John Altobelli	34
1985	Mark Grimes	56
	Damon Baldwin	
1986	Pat Hewes	62
1987	Lonnie Walker	67
1988	Ross Goolsby	49
1989	Fred Hinojosa	46
1990	James Wambach	52
1991	James Wambach	45
1992	Phil Lewis	29
1993	Ricky Freeman	47
1994	Shane Buteaux	56
1995	Jason Farrow	37
1996	Jason Schreiber	57
1997	Goefrey Tomlinson	67
1998	Bruce Rios	55
1999	J.P. Woodward	66
2000	Tyson Schweitzer	61
2001	Chris Snyder	53

2002 Chris Snyder 71

2003	Hyung Cho	66
2004	Rob Johnson	46
2005	Dustin Kingsbury	58
2006	Brad Lincoln	53
2007	Dustin Kingsbury	47
2008	Bryan Pounds	67
2009	Caleb Ramsey	46
2010	Joel Ansley	43
2011	Caleb Ramsey	46
2012	Chase Jensen	33
2013	Frankie Ratcliff	44
2014	Casey Grayson	48
2015	Jacob Campbell	41
2016	Joe Davis	58
2017	Jake Scheiner	64
2018	Joe Davis	62
2019	Joe Davis	57
2020	Ryan Hernandez	14
2021	Ryan Hernandez	37
2022	Ryan Hernandez	56
2023	Justin Murray	58

Runs Scored

1948	Unknown	
1949	Unknown	
1950	Unknown	
1951	Unknown	
1952	Unknown	
1953	Unknown	
1954	Carlton Hanta	26
1955	Doug Osburn	13
1956	Richard Arnold	22
1957	Don Price	15
1958	Billy Dube	13
	Jimmy Bethea	
1959	Joe Schiro	13
1960	Max Wilson	10
	Gary Nelson	
1961	Freddie Green	10



Table of player statistics from 1962 to 2021, listing Name, Position, and Stats.

Table of player statistics from 2022 to 1962, listing Name, Position, and Stats.

Table of player statistics from 1999 to 2021, listing Name, Position, and Stats.

Doubles

Triples

PITCHING TRIPLE CROWN

Only 20 different Cougar pitchers have led the club in ERA, wins and strikeouts in the same season.

Table of Pitching Triple Crown statistics from 1954 to 2021, listing Year, Name, ERA, Wins, and Ks.

Table of player statistics from 1977 to 2021, listing Name, Position, and Stats.

Stolen Bases



1951	Unknown	
1952	Unknown	
1953	Unknown	
1954	Unknown	
1955	Doug Osburn	10
1956	Richard Arnold	12
1957	Don Price	5
1958	Billy Dube	3
1959	None	
1960	Bob Peters	4
1961	Bunky Caldwell	9
1962	Bucky Watkins	10
1963	Bill McMillan	10
	Buzzy Foster	
1964	George Berger	21
1965	Ike Lucas	11
1966	Ken Hebert	16
1967	Ken Hebert	15
	Bo Burris	
1968	Tom Paciorek	12
1969	Trey Williams	36
1970	Steve Spertz	7
1971	David Vinson	21
1972	David Vinson	16
1973	David Vinson	14
1974	David Vinson	20
1975	Mark Stevens	14
1976	Thad Altman	32
1977	Gary Weiss	7
1978	Steve Kovar	11
1979	Rusty Snyder	13
1980	Terry Byrum	4
	Kevin Muno	
1981	Mark Lavespere	16
1982	Jeff Jacobson	18
1983	Steve Seberger	18
1984	Riley Epps	8
	John Altobelli	
1985	John Altobelli	13
1986	Steve Dolezel	10
1987	John Fertitta	18
1988	Reggie Rhodes	14
1989	David Vasquez	19
1990	Scott Sheldon	19
1991	Phil Lewis	7
1992	Phil Lewis	18
1993	Shane Buteaux	24
1994	Shane Buteaux	27
1995	Dustin Carr	13
1996	Brandon Milam	16
1997	Shaun Skrehot	33
1998	Brandon Caraway	26
1999	Brandon Caraway	27
2000	Brandon Caraway	22
2001	Michael Bourn	35
2002	Michael Bourn	32
2003	Michael Bourn	23
2004	Travis Tully	17
2005	Travis Tully	11
	Jake Stewart	
2006	Isa Garcia	19
2007	Ryan Lormand	23

2008	Ryan Lormand	29
2009	Zak Presley	17
2010	Zak Presley	21
2011	Landon Appling	22
2012	Jacob Lueneburg	13
2013	Kyle Survance	20
2014	Kyle Survance	31
2015	Kyle Survance	31
2016	Zac Taylor	19
2017	Connor Wong	26
2018	Cooper Coldiron	19
2019	Brad Burckel	16
2020	Tyler Bielamowicz	8
2021	Brad Burckel	16
2022	Malachi Lott	14
2023	Brandon Burckel	24

Earned Run Average

1948	Unknown	
1949	Unknown	
1950	Unknown	
1951	Unknown	
1952	Unknown	
1953	Unknown	
1954	John Shultea	2.07
1955	Ronnie Zeller	1.69
1956	Dickie Thompson	1.53
1957	Charlie Pieper	2.62
1958	Rayford Hamil	2.09
1959	Bob Peters	1.93
1960	Bob Peters	1.40
1961	Tom Thomson	2.02
1962	Bob Peters	2.12
1963	Jimmy McGee	1.94
1964	Tom Wenmoth	1.15
1965	Jim Borski	3.09
1966	Jim Borski	2.03
1967	Rick Brewer	1.80
1968	Larry Stacher	2.12
1969	Larry Taylor	3.12
1970	Larry Taylor	1.92
1971	Johnny Hatcher	1.95
1972	Steve Brewer	2.71
1973	James Ingram	2.98
1974	Steve Boron	4.35
1975	Steve Boron	3.85
1976	Charlie Garza	2.31
1977	Billy Blum	2.57
1978	Billy Blum	2.91
1979	Jimmy Cherry	2.10
1980	Rayner Noble	3.41
1981	Jeff Achilles	2.79
1982	Broc Higgins	1.83
1983	Rayner Noble	1.32
1984	Mike Walker	4.18
1985	Mike Holik	2.45
1986	Jody Supak	3.54
1987	Jody Supak	2.00
1988	Woody Williams	3.32
1989	Louis Francescon	2.35
1990	Al Benavides	2.34
1991	Al Benavides	2.73

1992	Wade Williams	2.56
1993	Brian Hamilton	4.38
1994	Matt Beech	4.22
1995	John Box	4.26
1996	Danny Crawford	5.27
1997	Shane Nance	4.53
1998	Shane Nance	2.96
1999	Bryan Moore	2.55
2000	Shane Nance	2.31
2001	Brad Sullivan	3.41
2002	Brad Sullivan	1.82
2003	Ryan Wagner	1.93
2004	Garrett Mock	3.71
2005	Matt Farrington	3.24
2006	Brad Lincoln	1.69
2007	Wes Musick	3.00
2008	Wes Musick	4.35
2009	Donnie Joseph	2.16
2010	Michael Goodnight	5.36
2011	Jordan Lewis	3.75
2012	Austin Pruitt	4.25
2013	Austin Pruitt	2.85
2013	Austin Pruitt	2.85
2014	Tyler Ford	1.17
	Chase Wellbrock	1.17
2015	Seth Romero	1.94
2016	Seth Romero	2.29
2017	Trey Cumbie	2.04
2018	Aaron Fletcher	2.19
2019	Fred Villarreal	2.29
2020	Clay Aguilar	1.59
2021	Robert Gasser	2.63
2022	Ben Sears	3.11
2023	Justin Murray	3.07

Pitching Victories

1948	Denton Priest	3
1949	Bobby Hollman	3
1950	Bobby Hollman	4
1951	John Boon	8
1952	Bobby Hollman	6
1953	Bobby Clatterbuck	5
1954	Jack Shultea	7
1955	Jim Shindler	4
1956	Rayford Hamil	5
1957	Dickie Thompson	2
1958	Rayford Hamil	5
1959	Bob Peters	4
1960	Bob Peters	5
1961	Tom Thomson	2
1962	Pete Stonestreet	7
1963	Art Pettit	2
1964	Tom Wenmoth	6
1965	Jim Borski	4
1966	Jim Borski	5
1967	Bubba Hill	6
1968	Wayne Hill	5
1969	Larry Taylor	4
1970	Tom Bell	4
1971	Elroy Olthold	7
1972	Steve Brewer	8
1973	Steve Brewer	7

1974	Steve Boron	5
1975	Steve Boron	5
1976	Charlie Garza	8
1977	Billy Blum	8
1978	Billy Blum	10
1979	Tom Lukish	7
1980	Ricky Nelson	3
1981	Rob Riley	10
	Doug Drabek	
1982	Doug Drabek	10
1983	Rayner Noble	12
1984	Ed Clark	6
1985	Mike Walker	12
1986	Mike Walker	8
1987	Jody Supak	13
1988	Woody Williams	9
1989	Eric Rasberry	9
1990	Three Players	9
1991	Al Benavides	10
1992	Jeff Haas	10
1993	Brian Hamilton	8
1994	Shane Buteaux	6
1995	Three Players	4
1996	Mark Manbeck	6
1997	Three Players	7
1998	Shane Nance	9
1999	Kyle Crowell	11
2000	Kyle Crowell	13
2001	Brad Sullivan	6
2002	Brad Sullivan	13
2003	Danny Zell	9
2004	Matt Varner	7
2005	Matt Farrington	8
2006	Brad Lincoln	12
2007	Wes Musick	6
	Aaron Brown	
2008	Wes Musick	8
	Chase Dempsay	
2009	Michael Goodnight	5
	Wes Musick	
2010	Michael Goodnight	7
2011	Jordan Lewis	5
2012	Pruitt, Lewis, Wellbrock	3
2013	Austin Pruitt	10
2014	Aaron Garza	9
	Tyler Ford	
2015	Kyle Dowdy	9
	Andrew Lantrip	
2016	Mitch Ullom	7
2017	Trey Cumbie	10
2018	Trey Cumbie	7
	Aaron Fletcher	
2019	Devon Roedahl	7
2020	Clay Aguilar	2
2021	Robert Gasser	6
2022	Logan Clayton	7
2023	Justin Murray	5

Strikeouts

1948	Denton Priest	14
1949	John Boon	86
1950	John Boon	40

1951	Unknown	
1952	Unknown	
1953	Unknown	
1954	Jack Shultea	54
1955	Ronnie Zeller	59
1956	Dickie Thompson	68
1957	Dickie Thompson	51
1958	Charlie Pieper	57
1959	Ted Langlie	42
1960	Bob Peters	47
1961	Jim Wilson	52
1962	Bob Peters	88
1963	Jimmy McGee	47
1964	Tom Wenmoth	64
1965	Jim Borski	56
1966	Jim Borski	43
1967	Carroll Moore	55
1968	Wayne Hill	75
1969	Larry Taylor	58
1970	Johnny Hatcher	42
1971	Mike Gilbert	50
1972	Johnny Hatcher	64
1973	Johnny Hatcher	80
1974	Ricky Mahoney	35
1975	Steve Boron	41
1976	Charlie Garza	62
1977	Billy Blum	55
1978	Tom Lukish	101
1979	Tom Lukish	59
1980	Rayner Noble	39
1981	Rob Riley	64
1982	Rayner Noble	79
1983	Rayner Noble	78
1984	Stuart Stauffacher	42
1985	Stuart Stauffacher	85
1986	Mike Walker	80
1987	Jody Supak	105
1988	Eric Rasberry	76
1989	Eric Rasberry	66
1990	Al Benavides	73
1991	Vaughn Eshelman	78
1992	Jeff Haas	89
1993	Matt Beech	73
1994	Matt Beech	74
1995	David Hamilton	58
1996	Mark Manbeck	67
1997	Shane Nance	106
1998	Shane Nance	93
1999	Shane Nance	119
2000	Kyle Crowell	117
2001	Brad Sullivan	98
2002	Brad Sullivan	157
2003	Brad Sullivan	154
2004	Matt Varner	69
2005	Brad Lincoln	106
2006	Brad Lincoln	152
2007	Wes Musick	73
2008	Wes Musick	87
2009	Donnie Joseph	75
2010	Michael Goodnight	90
2011	Jordan Lewis	55
2012	Austin Pruitt	57



2013	Austin Pruitt	92
2014	Jake Lemoine	87
2015	Andrew Lantrip	115
2016	Seth Romero	113
2017	Seth Romero	85
2018	Trey Cumbie	110
2019	Lael Lockhart Jr.	76
2020	Tristen Bayless	24
2021	Robert Gasser	105
2022	Nathan Medrano	74
2023	Josh Ekness	73

Innings Pitched

1948	Unknown	
1949	Unknown	
1950	Bobby Hollman	46.0
1951	Unknown	
1952	Unknown	
1953	Unknown	
1954	Jack Shultea	85.2
1955	Ronnie Zeller	63.2
1956	Dickie Thompson	64.1
1957	Charlie Pieper	41.1
1958	Rayford Hamil	60.1
1959	Bob Peters	60.2
1960	Bob Peters	71.1
1961	Jim Wilson	59.2
1962	Bob Peters	85.0
1963	Jimmy McGee	83.1
1964	Tom Wenmoth	78.0
1965	Tom Wenmoth	60.2
1966	Jim Borski	57.2
1967	Bubba Hill	59.0
1968	Wayne Hill	72.1
1969	James Ripple	62.2
1970	Larry Taylor	51.2
1971	Elroy Othold	57.0
	Mike Gilbert	
1972	Johnny Hatcher	86.2
1973	Johnny Hatcher	75.0
1974	Rick Mahoney	66.1
1975	Steve Boron	63.0
	James Ingram	
1976	Charles Garza	77.2
1977	Billy Blum	105.1
1978	Billy Blum	69.2
1979	Tom Lukish	82.0
1980	Brent Bentley	70.2
1981	Doug Drabek	77.1
1982	Doug Drabek	97.0
1983	Rayner Noble	102.2
1984	Greg Brinkman	71.0
1985	Mike Walker	132.2
1986	Mike Walker	101.1
1987	Jody Supak	112.2
1988	Woody Williams	100.1
1989	Al Benavides	73.2
1990	Ben Weber	96.2
1991	Al Benavides	82.1
1992	Jeff Haas	117.0
1993	Jeff Wright	76.1
1994	Matt Beech	85.1
1995	Jon McDonald	60.1

1996	Danny Crawford	82.0
1997	Shane Nance	103.1
1998	Shane Nance	106.2
1999	Kyle Crowell	117.0
2000	Kyle Crowell	138.1
2001	Brad Sullivan	95.0
2002	Brad Sullivan	128.2
2003	Brad Sullivan	123.2
2004	Matt Varner	89.1
2005	Brad Lincoln	102.0
2006	Brad Lincoln	127.2
2007	Wes Musick	93.0
2008	Wes Musick	97.1
2009	Wes Musick	75.1
2010	Michael Goodnight	85.2
2011	Jordan Lewis	81.2
2012	Austin Pruitt	91.0
2013	Austin Pruitt	113.2
2014	Aaron Garza	108.0
2015	Andrew Lantrip	113.1
2016	Seth Romero	94.1
2017	Trey Cumbie	101.1
2018	Trey Cumbie	103.2
2019	Lael Lockhart Jr.	83.0
2020	Clay Aguilar	22.2
2021	Robert Gasser	85.2
2022	Jaycob Deese	85.0
2023	Josh Ekness	67.0

Saves

Note: Saves were not kept as an official statistic until 1971.

1971	Terry Dunken	1
	Steve Brewer	
1972	Larry Hines	2
1973	Four Players	1
1974	John Kopycinski	2
	Rick Mahoney	
1975	Danny Lee	2
	James Ingram	
1976	Kevin Rupp	6
1977	Tom Lukish	1
	Joe Billingsley	
1978	Billy Blum	2
	Tom Lukish	
1979	Bobby Hollas	1
1980	Four Players	1
1981	Rayner Noble	6
1982	Mark Hall	2
	Doug Drabek	
1983	Three Players	2
1984	Larry Coker	3
1985	Mike Walker	4
1986	Larry Coker	5
1987	Mike Pulido	4
1988	Woody Williams	1
	Eric Rasberry	
1989	Al Benavides	5
1990	Keith Darter	4
1991	Al Benavides	4
1992	Jason Hart	3
1993	Jeremy Tyson	3
	Brett Jones	

1994	Shane Buteaux	5
1995	Jason Farrow	7
1996	Mark Manbeck	4
1997	Robert Dieudonne	6
1998	Bryan Moore	3
1999	Bryan Moore	2
	Duncan McAdoo	
2000	Greg Runser	6
2001	Nathan Mitchell	3
	Matt Hooper	
2002	Jesse Crain	10
2003	Ryan Wagner	15
2004	Brandon Roznovsky	9
2005	Justin Vaclavik	12
2006	Clayton Boone	4
2007	Bryan Tully	3
	Chris Wright	
2008	Chase Dempsay	11
2009	Donnie Joseph	11
2010	Matt Creel	7
2011	Dakota Dill	4
2012	Mo Wiley	4
2013	Chase Wellbrock	11
2014	Chase Wellbrock	12
2015	Seth Romero	7
2016	Nick Hernandez	11
2017	Aaron Fletcher	8
2018	Carter Henry	6
	Joey Pulido	
2019	Fred Villarreal	10
2020	Derrick Cherry	3
2021	Derrick Cherry	5
2022	Ben Sears	12
2023	Justin Murray	10



YEAR-BY-YEAR LINEUPS

All-Americans are listed in **bold**;

All-Conference performers are listed in CAPS.

1966 (18-11-1)

C	Larry Strelau
1B	Tom Paciorek
2B	Ron Baker
3B	Ken Hebert
SS	Larry Kubiak
LF	Ike Lucas
or	G.J. Cantu
CF	G. J. Cantu
or	Ike Lucas
RF	Jim Payne
P	Jim Borski
P	Wayne Hill
P	Larry Satcher
P	Rick Brewer
RP	Van Ross Smith

1967 (21-11)

C	Larry Strelau
1B	Ken Hebert
2B	Ron Baker
3B	G.J. Cantu
SS	Art Toombs
LF	Tom Paciorek
CF	Ike Lucas
RF	Bo Burris
P	Carroll Moore
P	Wayne Hill
P	Larry Satcher
RP	Bubba Hill

1968 (14-15-1)

C	Lawrence Strelau
1B	Wayne Westphal
2B	Don Hill
3B	Jay Lee
or	Marty McVey
SS	Art Toombs
or	Richard Schwartz
LF	Tom Paciorek
CF	Trey Williams
RF	Jim Sparkman
P	Wayne Hill
P	Larry Satcher
RP	John Post

1969 (15-23)

C	Phil Rose
1B	Art Toombs
2B	Don Hill
3B	Jay Lee
SS	Richard Schwartz
LF	Rod Johnson
CF	Trey Williams
RF	Jim Sparkman
P	Larry Taylor
P	Bubba Hill
P	James Ripple
RP	Alex Jordan

1970 (19-17)

C	Mike Clark
or	Larry Martin
1B	Bill McLain
2B	Don Hill
3B	Richard Schwartz
SS	Steve Spretz
LF	Larry Aubin
or	Eddie Henderson
CF	Jim Barger
RF	Rusty Clark
P	Johnny Hatcher
P	Larry Taylor
P	Tom Ball
P	Steve Berghaier
RP	Elroy Othold

1971 (24-15)

C	Larry Martin
1B	Bill McLain
2B	Don Hill
3B	Eddie Henderson
or	Tommy Kaiser
SS	Russ Schroeder
LF	Phillip Terrell
CF	David Vinson
RF	Jim Ripple
P	Johnny Hatcher
P	Elroy Othold
P	Mike Gilbert
P	Tom Ball
RP	Steve Berghaier

1972 (25-23-1)

C	Larry Martin
1B	Bill McLain
2B	Mike Novak
3B	Tommy Kaiser
SS	Russ Schroeder
LF	Tom Duschinski
CF	Mark Stevens
or	David Vinson
RF	Mike Maddox
P	Johnny Hatcher
P	Steve Brewer
P	Tom Ball
RP	Dan Chambers

1973 (15-16-1)

C	MIKE BOLLMAN
1B	Rick Schroeder
2B	Tony Black
3B	TOMMY KAISER
SS	Russ Schroeder
LF	Tom Duschinski
CF	Mark Stevens
RF	DAVID VINSON
P	Steve Brewer
P	Johnny Hatcher
P	Elroy Othold
RP	James Ingram

1974 (20-21)

C	Mike Bollman
1B	STEVE REEVES
2B	Billy Hurry
3B	Tommy Kaiser
SS	Irl Kincaid
LF	Mike Maddox
CF	Mark Stevens
RF	David Vinson
DH	Tom Duschinski
P	Rick Mahoney
P	James Ingram
P	Charles Garza
RP	Steve Boron

1975 (18-25)

C	Mike Gardner
or	David Husmann
1B	Steve Reeves
2B	Doug Phillips
3B	Irl Kincaid
SS	Kevin Rupp
LF	Kevin Maddox
CF	Mark Stevens
RF	Mike Higgins
DH	Ken Humphreys
or	Mike Higgins
P	James Ingram
P	Joe Billingsley
P	Danny Lee
RP	Steve Boron

1976 (31-15)

C	Jerry Willeford
or	David Husmann
1B	Rick Schroeder
2B	Doug Phillips
3B	Julio Acosta
SS	Ralph Wheeler
LF	Jay Beard
CF	Thad Altman
RF	Ike Haas
DH	Ken Humphreys
P	CHARLES GARZA
P	Joe Billingsley
P	James Ingram
P	Bill Nelson
RP	Kevin Rupp

1977 (27-17-1)

C	Randy Abendroth
1B	Bobby Hollas
2B	GARY WEISS
3B	Ralph Wheeler
SS	Steve Kovar
LF	Jay Beard
CF	Mark David
RF	Donny Lopez
DH	Ike Haas
P	Billy Blum
P	Jeff Simons
P	Tom Lukish
P	Charles Garza
RP	Lonnie McKinney

1978 (30-21)

C	Jeff Copeland
1B	Bobby Hollas
2B	Gary Weiss
3B	Mike Breslin
SS	Steve Kovar
LF	Donnie Randell
CF	JAY BEARD
RF	Donny Lopez
DH	Terry Byrum
P	Billy Blum
P	Tom Lukish
P	Jeff Simons
RP	Jimmie Cherry

1979 (27-17)

C	Jeff Copeland
1B	Bobby Hollas
2B	Terry Byrum
or	Mark Alexander
3B	Jay Beard
or	Kevin Muno
SS	Kevin Muno
LF	Jay Beard
or	Rob Von Tungeln
CF	Rusty Snyder
RF	Donnie Randell
DH	Alvin Ruben
P	Jimmie Cherry
P	Tom Lukish
P	Mark Krampitz
RP	David Minielly

1980 (17-28-1)

C	Tom Penney
1B	MIKE BRESLIN
2B	Mark Alexander
3B	David Minielly
SS	Bobby Bell
LF	Rob Von Tungeln
CF	Rayner Noble
RF	Terry Byrum
DH	Bob Heine
or	Rayner Noble
or	Kevin Muno
P	Brent Bentley
P	Rayner Noble
P	John Shannon
RP	Ricky Nixon

1981 (32-20-1)

C	Jeff Jacobson
1B	Mike Breslin
or	Dale Oliver
2B	Chuck Shirley
3B	Charlie Rizzo
SS	Brett Baker
LF	Wesley Gregersen
CF	MARK LAVESPERE
RF	Rusty Snyder
DH	MIKE MINTURN
P	Jeff Achilles
P	Doug Drabek
P	Rob Riley
RP	Rayner Noble



1982 (42-14-2)

Table listing 1982 roster: C Jeff Jacobson, 1B Jeff Achilles, 2B Corky Swindell, 3B Charlie Rizzo, SS Brett Baker, LF WESLEY GREGERSEN, CF Mark Lavespere, RF Mike Breslin, DH Mike Minturn, P Doug Drabek, P Rayner Noble, P Mark Hall, P Rob Riley, RP Kyle Channing

1983 (43-15)

Table listing 1983 roster: C Riley Epps, 1B Trey South, 2B Corky Swindell, 3B Charlie Rizzo, SS Mark Massey, LF Gary Wright or Dan Larson, CF Steve Seberger, RF RAYNER NOBLE, DH RAYNER NOBLE or Billy Savarino, P Doug Drabek, P RAYNER NOBLE, P Aty Garcia, P Greg Brinkman, RP Mark Dickman

1984 (32-23)

Table listing 1984 roster: C Riley Epps, 1B Trey South, 2B Mark Grimes, 3B Mike Basso, SS Mike Ingle, LF Benny Mota, CF David Pierce, RF John Altobelli, DH DAN LARSON, P Greg Brinkman, P Ed Clark, P Stuart Stauffacher, RP Larry Coker

1985 (44-17)

Table listing 1985 roster: C Pat Hewes, 1B Damon Baldwin, 2B Mark Grimes, 3B Mike Basso, SS Mike Ingle, LF Joe Simms, CF Guy Garibay, RF John Altobelli, DH Benny Mota, P Mike Walker, P Stuart Stauffacher, P David Kmiecik, RP Ed Clark

1986 (35-23)

Table listing 1986 roster: C PAT HEWES, 1B Damon Baldwin, 2B Mitch Gaspard, 3B Mike Basso, SS Steve Dolezel, LF John Fertitta, CF John Fertitta or Paul Elliot, RF Larry Coker, DH Mike Musolino, P Steve Cummings, P Mike Walker, P Paul Kuzinar, RP Larry Coker

1987 (40-24-1)

Table listing 1987 roster: C Fred Hinojosa, 1B LARRY COKER, 2B Mitch Gaspard, 3B Brian Huddleston, SS Woody Williams, LF John Fertitta, CF Mike Walker, RF OMAR BREWER, DH Scott Sowers, P JODY SUPAK, P Kyle Atkinson, P Anthony Young, RP Mike Pulido

1988 (33-22-3)

Table listing 1988 roster: C FRED HINOJOSA, 1B Henry DeLeon, 2B Randy Lee, 3B Ross Goolsby, SS Woody Williams, LF David Vasquez, CF Tony Trent, RF Mickey House, DH Mike Rhodes, P Woody Williams, P Brett Simpson, P Eric Rasberry, RP Bobby Stone

1989 (43-17)

Table listing 1989 roster: C FRED HINOJOSA, 1B Bret Bartley, 2B Mark Hooker, 3B Scott Sheldon, SS Randy Lee, LF DAVID VASQUEZ, CF Rusty Smajstrla, RF Mark Cerny, DH Keith Darter, P Eric Rasberry, P Keith Darter, P Garth Buresh, P Ben Weber, RP Al Benavides

1990 (44-23)

Table listing 1990 roster: C Fred Hinojosa, 1B JAMES WAMBACH, 2B Russell Stockton, 3B Ricky Torres, SS Scott Sheldon, LF Bret Bartley, CF Phil Lewis, RF Derrick Dietrich, DH KEITH DARTER, P Vaughn Eshelman, P Ben Weber, P Keith Darter, RP AL BENAVIDES

1991 (37-19)

Table listing 1991 roster: C Chris Tremie, 1B James Wambach, 2B Russell Stockton, 3B Joe Betters, SS Scott Sheldon, LF RUSTY SMAJSTRLA, CF Phil Lewis, RF Brian Blair, DH Steve Ousley, P Vaughn Eshelman, P Ben Weber, P Steve Velasquez, RP AL BENAVIDES

1992 (25-28)

Table listing 1992 roster: C Chris Tremie, 1B GREYSON LILES, 2B Scott Kohler, 3B Ricky Freeman, SS R.D. Long, LF Brian Blair, CF PHIL LEWIS, RF Derrick Dietrich, DH Carlos Perez, P JEFF HAAS, P Wade Williams, P Jeff Wright, RP Jason Hart

1993 (32-24)

Table listing 1993 roster: C Mike Hatch, 1B Kirk Taylor, 2B Scott Kohler, 3B RICKY FREEMAN, SS Jason McDonald, LF Brian Blair, CF PHIL LEWIS, RF Shane Buteaux, DH Billy Waid, P Jeff Wright, P Matt Beech, P Wade Williams, RP Jeremy Tyson or Brett Jones

1994 (30-26)

Table listing 1994 roster: C Mike Hatch, 1B RICKY FREEMAN, 2B Pat Cauley or Alex Trevino, 3B J.J. Matzke, SS Ryan Elizondo, LF Carlos Perez, CF SHANE BUTEAUX or Dustin Carr, RF SHANE BUTEAUX, DH Tom Maleski, P Matt Beech, P Bo Hernandez, P Brad Towns, RP SHANE BUTEAUX

1995 (26-29)

Table listing 1995 roster: C Brandon Milam, 1B Carlos Perez, 2B Rey Trevino, 3B Tom Maleski, SS JASON SMIGA, LF Chris Scott, CF Dustin Carr, RF JASON FARROW, DH JASON FARROW or Brant Romero, P Jon McDonald, P John Box, P David Hamilton, P Brad Towns, RP JASON FARROW

1996 (29-28)

Table listing 1996 roster: C Bruce Rios, 1B Matt Ferrell, 2B Ryan Ware, 3B Joaquin Martinez, SS Dominic Hernandez, LF Karl Ryden, CF Dustin Carr, RF Mike Medrano, DH JASON SCHREIBER, P Danny Crawford, P Jon McDonald, RP Mark Manbeck or Tommy Marik

1997 (40-23)

Table listing 1997 roster: C BRUCE RIOS, 1B Scott Keithley, 2B Ryan Ware, 3B DUSTIN CARR, SS SHAUN SKREHOT, LF Brandon Caraway, CF GOFREY TOMLINSON, RF Eric Lee, DH Jason Schreiber, P Shane Nance, P Jon McDonald, P Scott McLeod, RP Robert Dieudonne

**1998 (34-25)**

C	Jarrold Bitter
1B	Jayne Sperring
2B	Sean Allen
3B	Kris Wilken
SS	Shaun Skrehot
LF	BRANDON CARAWAY
CF	Mike Medrano
RF	Eric Lee
DH	BRUCE RIOS
P	SHANE NANCE
P	JON McDONALD
P	Duncan McAdoo
RP	Bryan Moore

1999 (40-24)

C	JARROD BITTER
1B	J.P. WOODWARD
2B	BRANDON CARAWAY
3B	Kris Wilken
SS	Aaron Melebeck
LF	Tyson Schweitzer
CF	Jason Pekar
RF	Eric Lee
DH	Bruce Rios
P	SHANE NANCE
P	KYLE CROWELL
P	Duncan McAdoo
RP	Bryan Moore

2000 (48-18)

C	JARROD BITTER
1B	J.P. Woodward
2B	Sean Allen
3B	KRIS WILKEN
SS	AARON MELEBECK
LF	TYSON SCHWEITZER
CF	Brandon Caraway
RF	ERIC LEE
DH	Shane Nance
P	KYLE CROWELL
P	DUNCAN McADOO
P	Shane Nance
RP	Greg Runser

2001 (29-30)

C	CHRIS SNYDER
1B	Thanos Papavasiliou
2B	Sean Allen
3B	Hyung Cho
SS	Keith Ahrens
LF	Gabe Lucas
CF	MICHAEL BOURN
RF	Sam Mitchell
DH	Josh Snook
P	BRAD SULLIVAN
P	Gene Flores
P	AUSTIN FAUGHT
RP	Nathan Mitchell

2002 (48-17)

C	CHRIS SNYDER
1B	BRETT COOLEY
2B	Stuart Musslewhite
3B	Hyung Cho
SS	JESSE CRAIN
LF	Gabe Lucas
CF	MICHAEL BOURN
RF	Anthony Scalise
DH	Keith Whatley
P	BRAD SULLIVAN
P	Gene Flores
P	Keith Whatley
P	Danny Zell
RP	JESSE CRAIN

2003 (37-30)

C	Brett Logan
1B	Thanos Papavasiliou
2B	Cole Bruce
3B	HYUNG CHO
SS	Stuart Musslewhite
LF	Gabe Lucas
CF	Michael Bourn
RF	Matt Farrington
DH	Travis Tully
P	BRAD SULLIVAN
P	Danny Zell
P	Garrett Mock
RP	RYAN WAGNER

2004 (30-29)

C	Brett Logan
or	Rob Johnson
1B	Thanos Papavasiliou
2B	Cole Bruce
3B	Nick Bott
SS	Stuart Musslewhite
LF	TRAVIS TULLY
CF	Jake Stewart
RF	Rob Johnson
or	Matt Farrington
DH	Brett Cooley
or	Kevin Roberts
P	Matt Varner
P	Garrett Mock
P	Brad Lincoln
RP	Brandon Roznovsky

2005 (29-30)

C	Brett Logan
1B	Brad Lincoln
or	Matt Farrington
2B	Kevin Roberts
or	Bryan Pounds
3B	Bryan Pounds
or	Stephen Whalen
SS	Dustin Kingsbury
LF	TRAVIS TULLY
CF	Jake Stewart
RF	Mark McGonigle
or	Chris Joseph
DH	Brad Lincoln

or	KEVIN ROBERTS
or	Brian Temko
P	MATT FARRINGTON
P	Kevin Roberts
P	Brad Lincoln
RP	Justin Vaclavik

2006 (39-22)

C	Luis Flores
or	Brett Logan
1B	Josh Stirneman
2B	ISA GARCIA
3B	Dustin Kingsbury
SS	Travis Cougot
LF	Jake Stewart
CF	Bryan Tully
RF	MATT WESTON
DH	BRAD LINCOLN
P	BRAD LINCOLN
P	Ricky Hargrove
P	Luis Flores
RP	Clayton Boone

2007 (28-28)

C	LUIS FLORES
1B	Josh Stirneman
2B	Ryan Lormand
3B	Dustin Kingsbury
SS	Bryan Pounds
LF	JIMMY CESARIO
CF	Zak Presley
RF	Bryan Tully
DH	Felix Fanaselle
P	Aaron Brown
P	WES MUSICK
P	John Touchton
RP	Chris Wright
or	Bryan Tully

2008 (42-24)

C	Chris Wallace
or	Austin Goolsby
1B	Jimmy Cesario
or	Bryan Pounds
2B	Ryan Lormand
3B	BRYAN POUNDS
SS	Blake Kelso
LF	JAKE STEWART
CF	Zak Presley
RF	Bryan Tully
DH	Felix Fanaselle
or	Caleb Ramsey
P	WES MUSICK
P	John Touchton
P	Donnie Joseph
or	Jared Ray
RP	Chase Dempsay

2009 (27-31)

C	CHRIS WALLACE
or	John Cannon
1B	David Murphy
or	Ty Stuckey

or	Chase Dempsay
or	Chris Wallace
2B	Taylor White
or	David Murphy
3B	Jake Runte
or	David Murphy
or	Codey Morehouse
or	Tom Wertz
SS	BLAKE KELSO
LF	Caleb Ramsey
CF	Zak Presley
RF	William Kankel
or	Chase Dempsay
or	Tom Wertz
DH	Chase Dempsay
or	Matt Murphy
or	William Kankel
P	Wes Musick
P	MICHAEL GOODNIGHT
P	Mo Wiley
or	JARED RAY
RP	DONNIE JOSEPH

2010 (25-32)

C	Chris Wallace
1B	Matt Creel
2B	Ryan Still
3B	Austin Gracey
SS	Blake Kelso
LF	Caleb Ramsey
CF	Joel Anslay
RF	Zak Presley
DH	M.P. COKINOS
P	Michael Goodnight
P	William Kankel
P	Eric Brooks
RP	Mo Wiley
or	Taylor Hammack

2011 (27-32)

C	John Cannon
1B	M. P. Cokinos
2B	Ryan Still
3B	Codey Morehouse
or	Austin Gracey
SS	Chase Jensen
LF	Joel Anslay
CF	LONDON APPLING
RF	CALEB RAMSEY
DH	Matt Creel
P	Jordan Lewis
P	Mo Wiley
P	Chase Wellbrock
P	Jared Ray

2012 (18-35-1)

C	John Cannon
1B	Casey Grayson, Jacob Lueneburg
2B	Chase Jensen, Landon Appling
3B	Codey Morehouse, Taylor White, Jake Runte
SS	Chase Jensen, Jake Runte
LF	Michael Pyeatt, Price Jacobs



CF	Landon Appling, Price Jacobs
RF	Jacob Lueneburg, Price Jacobs
DH	Jonathan Davis
P	Austin Pruitt
P	Jordan Lewis
P	Jared Ray
P	Mo Wiley

2013 (36-22)

C	Caleb Barker
1B	JUSTIN MONTEMAYOR
2B	Josh Vidales
3B	Jonathan Davis
SS	FRANKIE RATCLIFF
LF	Michael Pyeatt
CF	Landon Appling
RF	KYLE SURVANCE
DH	Jacob Campbell
P	Daniel Poncedeleon
P	AUSTIN PRUITT
P	Jake Lemoine
P	Aaron Garza
RP	Chase Wellbrock, Matt Hernandez

2014 (48-18)

C	CALEB BARKER
1B	CASEY GRAYSON
2B	Josh Vidales
3B	CONNOR HOLLIS
SS	Frankie Ratcliff
LF	Michael Pyeatt
CF	Landon Appling/Ashford Fulmer
RF	KYLE SURVANCE
DH	JUSTIN MONTEMAYOR
P	AARON GARZA
P	JAKE LEMOINE
P	ANDREW LANTRIP
P	David Longville
RP	CHASE WELLBROCK, Tyler Ford

2015 (43-20)

C	Ian Rice
1B	CHRIS IRIART
2B	JOSH VIDALES
3B	Justin Montemayor
SS	Connor Wong
LF	Corey Julks
CF	Ashford Fulmer
RF	KYLE SURVANCE
DH	JACOB CAMPBELL
P	ANDREW LANTRIP
P	KYLE DOWDY
P	SETH ROMERO
P	David Longville
RP	Aaron Fletcher, Patrick Weigel

2016 (36-23)

C	Jacob Campbell
1B	Justin Montemayor
2B	Josh Vidales
3B	Connor Hollis
SS	Jose Reyes
LF	COREY JULKS

CF	Zac Taylor
RF	CONNOR WONG
DH	JOE DAVIS
P	ANDREW LANTRIP
P	SETH ROMERO
P	Trey Cumbie
P	Mitch Ullom
RP	NICK HERNANDEZ

2017 (42-21)

C	CONNOR WONG
1B	Lael Lockhart Jr., Joe Davis
2B	Connor Hollis
3B	Jared Triolo, JAKE SCHEINER
SS	Cooper Coldiron, JAKE SCHEINER
LF	COREY JULKS, Tyler Bielamowicz
CF	COREY JULKS, Grayson Padgett
RF	Grayson Padgett, Jared Triolo
DH	JOE DAVIS
P	TREY CUMBIE
P	MITCH ULLOM
P	John King
P	Carter Henry
RP	Aaron Fletcher

2018 (38-25)

C	Kyle Lovelace
1B	LAEL LOCKHART JR.
2B	Connor Hollis
3B	Jared Triolo
SS	Cooper Coldiron
LF	Landon Etzel
CF	Grayson Padgett
RF	Tyler Bielamowicz
DH	JOE DAVIS
P	TREY CUMBIE
P	AARON FLETCHER
P	Ryan Randel
P	Brayson Hurdsman, Lael Lockhart Jr.
RP	Carter Henry, Joey Pulido

2019 (32-24)

C	Kyle Lovelace
1B	JOE DAVIS
2B	Brad Burckel
3B	JARED TRIOLO
SS	Kobe Hyland
LF	Rey Fuentes III, Blake Way
CF	Grayson Padgett, Johnathon Thomas
RF	Tyler Bielamowicz, Lael Lockhart Jr.
DH	Derrick Cherry
P	Lael Lockhart Jr.
P	CLAY AGUILAR
P	Ryan Randel
P	Jared Pettitte, Brayson Hurdsman
RP	DEVON ROEDAHL, FRED VILLARREAL

2020 (6-9)

C	Kyle Lovelace
1B	Ryan Hernandez
2B	Brad Burckel
3B	Ian McMillan
SS	Kobe Hyland
LF	Rey Mendoza, Blake Way, Brett Cain

CF	Tyler Bielamowicz
RF	Steven Rivas
DH	Derrick Cherry
P	Lael Lockhart Jr.
P	Clay Aguilar
P	Jared Pettitte
P	Nick Rupp
RP	Derrick Cherry

2021 (19-34)

C	Kyle Lovelace
1B	Ryan Hernandez
2B	Brad Burckel
3B	Will Pendergrass
SS	Ian McMillan
LF	TYLER BIELAMOWICZ
CF	Brandon Uhse
RF	Steven Rivas
DH	Ryan Hernandez, Samuel Benjamin
P	ROBERT GASSER
P	Ben Sears
P	Carter Henry
P	Jaycob Deese
RP	Derrick Cherry, Cameron Prayer

2022 (37-24)

C	ANTHONY TULIMERO
1B	RYAN HERNANDEZ
2B	Brandon Burckel
3B	Zach Arnold
SS	IAN MCMILLAN
LF	Cameron Nickens, BRANDON UHSE
CF	Samuel Tormos, Malachi Lott
RF	Alex Lopez
DH	BRANDON UHSE
RP	BEN SEARS
P	Jaycob Deese

2023 (36-23)

C	Anthony Tulimero
1B	JUSTIN MURRAY
2B	Brandon Burckel
3B	ZACH ARNOLD
SS	Ian McMillan
LF	Cameron Nickens, Malachi Lott
CF	Drew Bianco
RF	Brandon Uhse
DH	Alex Lopez
P	Josh Ekness
RP	JUSTIN MURRAY



VS. NATIONALLY RANKED OPPONENTS

Note: Below is a listing of the University of Houston Baseball program's games against nationally-ranked opponents, according to the best UH records.

2023 (2-2)				
MAR. 14	VS. NO. 15 TEXAS A&M	L	1-5	
MAR. 31	VS. NO. 8 ECU	W	5-4 (10)	
APR. 1	VS. NO. 8 ECU	L	5-4	
APR. 2	VS. NO. 8 ECU	W	6-4	

2022 (0-5)				
Feb. 20	vs. ^#8 TCU	L	0-19 (8)	
May 19	at #21 ECU	L	4-8	
May 20	at #21 ECU	L	3-5	
May 21	at #21 ECU	L	2-3 (10)	
May 29	vs. #18 ECU	L	1-6	

^ MLB4 Tournament (Scottsdale, Ariz.)
! American Championship (Clearwater, Fla.)

2021 (2-6)				
March 5	#19 TEXAS	L	0-1	
March 6	#19 TEXAS	W	3-2 (11)	
March 7	#19 TEXAS	L	2-8	
March 16	#25 TEXAS A&M	L	4-9	
April 30	at #25 Tulane	L	0-3	
April 30	at #25 Tulane	L	4-11	
May 1	at #25 Tulane	W	7-4	
May 1	at #25 Tulane	L	5-6	

2020 (2-3)				
Feb. 21	vs. ^#25 Stanford	W	11-4	
Feb. 23	vs. ^#1 Texas Tech	L	2-3 (10)	
March 6	at #25 Arizona	L	1-7	
March 7	at #25 Arizona	W	3-1	
March 8	at #25 Arizona	L	6-10	

^ - Round Rock Classic (Dell Diamond, Rock Rock, Texas)

2019 (5-6)				
Feb. 22	#24 ARIZONA	W	2-1	
Feb. 23	#24 ARIZONA	W	9-7	
Feb. 24	#24 ARIZONA	L	4-9	
March 1	vs. #16 TCU	L	6-10	
March 3	vs. #23 Texas A&M	L	2-3	
April 5	#11 ECU	W	2-0	
April 6	#11 ECU	L	3-15	
April 7	#11 ECU	L	1-3	
April 9	at #30 Sam Houston State	W	12-7	
April 16	#7 TEXAS A&M	W	4-1	
May 22	vs. %#7 ECU	L	2-13	

! - Houston College Classic (Minute Maid Park, Houston)

% - American Championship (Clearwater, Fla.)

2018 (13-9)				
Feb. 23	at #13 Cal State Fullerton	L	1-2 (15)	
Feb. 24	at #13 Cal State Fullerton	W	9-4	
Feb. 25	at #13 Cal State Fullerton	W	10-5	
March 2	vs. #6 Kentucky	L	2-14 (7)	
March 3	vs. #21 Mississippi State	L	2-3 (12)	
March 4	vs. #5 Vanderbilt	L	4-9	
April 20	#24 WICHITA STATE	W	3-1	
April 22	#24 WICHITA STATE	W	6-5	
April 22	#24 WICHITA STATE	W	3-1	
April 24	at #19 Texas	L	4-9	
April 27	at #7 ECU	W	5-4	
April 28	at #7 ECU	W	3-1	
April 29	at #7 ECU	W	6-5	
May 11	at #18 UConn	W	6-5	
May 11	at #18 UConn	W	10-1	
May 13	at #18 UConn	L	4-6	
May 24	vs. #15 ECU%	W	5-3	
May 25	vs. #15 ECU%	L	1-12 (7)	
June 1	vs. #27 Purdue^	W	9-1	
June 2	vs. #6 North Carolina^	L	3-4	
June 3	vs. #27 Purdue^	W	8-4	
June 3	vs. #6 North Carolina^	L	11-19	

% - American Championship (Clearwater, Fla.)

^ - NCAA Chapel Hill Regional (Chapel Hill, N.C.)

2017 (8-7)				
March 3	#7 CAL STATE FULLERTON	W	7-4	
March 4	#7 CAL STATE FULLERTON	L	1-4	
March 10	at #10 Baylor	L	1-2	
March 12	at #10 Baylor	L	0-5	
March 12	at #10 Baylor	W	2-0	
March 21	at #10 Louisiana	W	4-0	
March 24	at #27 UC Irvine	W	4-3	
March 25	at #27 UC Irvine	W	5-4	

March 26	at #27 UC Irvine	L	7-3	
April 28	at #22 USF	W	7-3	
April 29	at #22 USF	L	4-7	
April 30	at #22 USF	L	4-5	
May 16	at #28 McNeese	W	5-4	
June 2	^#28 IOWA	L	3-6	
June 4	^#28 IOWA	W	7-5	

^ - NCAA Houston Regional (Schroeder Park)

2016 (9-10)				
Feb. 26	vs. #13 Texas Tech	L	2-3	
Feb. 27	vs. #18 Arkansas	L	3-12	
Feb. 28	vs. #13 TCU	L	1-10	
March 11	at #23 Alabama	W	3-1	
March 12	at #23 Alabama	W	3-2	
March 13	at #23 Alabama	L	6-7	
March 29	#1 TEXAS A&M	L	2-7	
April 1	at #19 East Carolina	L	1-3	
April 2	at #19 East Carolina	L	1-5	
April 3	at #19 East Carolina	W	6-1	
April 29	at #20 Tulane	W	10-6	
April 30	at #20 Tulane	L	4-10	
May 10	at #13 Rice	W	10-0	
May 11	#21 LOUISIANA	W	3-2	
May 17	vs. #15 Rice	W	24-6	
May 20	#10 TULANE	W	3-2	
May 20	#10 TULANE	L	4-8	
May 21	#10 TULANE	L	3-4	
May 26	vs. ^#11 Tulane	W	5-3	

! - Houston College Classic (Minute Maid Park, Houston)

^ - American Championship (Clearwater, Fla.)

2015 (5-7)				
Feb. 20	#20 ALABAMA	W	3-1	
Feb. 21	#20 ALABAMA	W	14-9	
Feb. 22	#20 ALABAMA	L	3-8	
March 6	vs. #2 LSU	L	2-4	
March 8	vs. #11 Texas A&M	L	0-6	
March 17	#8 RICE	W	8-3	
March 27	at #6 UCF	L	2-9	
March 28	at #6 UCF	W	7-5	
March 29	at #6 UCF	L	3-4	
April 14	at #16 Rice	L	0-11	
May 12	vs. #13 Rice	W	2-1	
May 31	vs. ^#19 Rice	L	2-3 (20)	

! - Houston College Classic (Minute Maid Park, Houston)

^ - American Championship (Clearwater, Fla.)

2014 (10-9)				
Feb. 19	at #11 Rice	W	3-0	
Feb. 28	!#26 Texas Tech	W	9-0	
March 1	!#15 Texas	L	2-3	
March 2	!#12 TCU	L	1-2	
March 8	at #9 UCLA	W	4-3	
MARCH 25	#10 RICE	W	6-2	
APRIL 11	#10 LOUISVILLE	L	2-4	
APRIL 12	#10 LOUISVILLE	L	2-3	
APRIL 13	#10 LOUISVILLE	L	3-10	
MAY 2	#18 UCF	L	3-4	
MAY 3	#18 UCF	W	4-3	
MAY 4	#18 UCF	W	5-2	
May 13	vs. #14 Rice	W	7-3	
May 25	vs. #5 Louisville	W	10-4	
May 31	@#4 LSU	L	1-5	
June 1	@#4 LSU	W	5-4 (11)	
June 2	@#4 LSU	W	12-2	
June 6	Sat #9 Texas	L	2-4	
June 7	Sat #9 Texas	L	0-4	

! - Houston College Classic (Minute Maid Park, Houston)

^ - NCAA Houston Regional (Cougar Field)

2013 (2-2)				
March 1	!#30 Texas A&M	W	7-6	
April 19	#22 RICE	W	8-7	
April 20	#22 RICE	L	0-4	
April 21	#22 RICE	L	1-11 (7)	

! - Houston College Classic (Minute Maid Park, Houston)

@ - Baton Rouge Regional

\$ - Austin Super Regional

2012 (2-14-1)				
FEB. 28	#5 RICE	L	1-4	
March 3	!#4 Arkansas	W	4-1	
March 4	!#24 Texas Tech	L	4-10	
March 9	at #14 Ole Miss	L	0-8	
March 10	at #14 Ole Miss	L	0-9	
March 11	at #14 Ole Miss	L	3-11	
MARCH 27	#27 BAYLOR	L	5-14	
MARCH 30	#16 UCF	L	3-8	

! - Houston College Classic (Minute Maid Park, Houston)

2011 (7-9)				
March 6	! vs. #9 Texas A&M	L	4-11	
March 23	at #18 Rice	L	2-7	
March 25	at #11 TCU	W	7-6	
March 26	at #11 TCU	L	10-16	
March 27	at #11 TCU	L	1-9	
March 29	at #25 Rice	L	0-7	
April 1	at #27 Tulane	W	2-0	
April 2	at #27 Tulane	W	5-2	
April 3	at #27 Tulane	W	9-0	
April 5	at #5 Texas A&M	W	3-2	
MAY 6	#21 RICE	L	2-8	
MAY 7	#21 RICE	L	6-12	
MAY 8	#21 RICE	L	2-5	
MAY 13	#12 SOUTHERN MISS	L	5-6	
MAY 14	#12 SOUTHERN MISS	W	6-5	
MAY 15	#12 SOUTHERN MISS	W	6-1	

! - Houston College Classic (Minute Maid Park, Houston)

^ - American Championship (Clearwater, Fla.)

MARCH 31	#16 UCF	L	1-9	
APRIL 1	#16 UCF	L	1-3	
April 5	at #27 East Carolina	L	3-10	
April 6	at #27 East Carolina	L	1-16	
April 7	at #27 East Carolina	T	4-4	
May 4	at #6 Rice	W	11-6	
May 5	at #6 Rice	L	3-4	
May 6	at #6 Rice	L	2-8	
May 23	#4 Rice	L	5-7	

! - Houston College Classic (Minute Maid Park)

2010 (1-7)				
March 2	at #9 Rice	L	2-8	
March 6	! vs. #3 Texas	W	1-0	
March 19	at #1 Arizona State	L	1-10	
March 20	at #1 Arizona State	L	0-6	
March 21	at #1 Arizona State	L	5-6	
April 9	vs. #12 TCU	L	1-15	
April 10	vs. #12 TCU	L	1-6	
April 11	vs. #12 TCU	L	2-12	

! - Houston College Classic (Minute Maid Park, Houston)

2009 (5-12)				
Feb. 25	at #9 Rice	L	2-9	
Feb. 27	! vs. #6 Baylor	L	2-3	
Feb. 28	! vs. #5 UC Irvine	L	7-13	
March 1	! vs. #1 Texas A&M	L	3-5	
March 6	vs. #17 Cal Poly	L	5-13	
March 7	vs. #17 Cal Poly	L	9-13	
March 8	vs. #17 Cal Poly	W	3-2	
March 17	at #29 Lamar	W	4-2	
MARCH 18	#10 RICE	L	1-8	
April 7	at #15 Texas A&M	W	9-2	
MAY 1	#2 RICE	W	7-4	
MAY 2	#2 RICE	L	5-7	
MAY 3	#2 RICE	L	5-6	
MAY 8	#22 EAST CAROLINA	W	5-4	
MAY 9	#22 EAST CAROLINA	L	2-12	
MAY 10	#22 EAST CAROLINA	L	6-13	
May 22	\$ vs. #9 Rice	L	2-7	

! - Houston College Classic (Minute Maid Park)

2008 (9-9)				
Feb. 27	at #6 Rice	L	11-12	
March 2	vs. #3 Texas	L	7-8 (10)	
March 21	at #23 East Carolina	W	14-2	
March 22	at #23 East Carolina	L	4-15	
March 23	at #23 East Carolina	W	8-5	
MARCH 26	#12 RICE	W	8-5	
APRIL 4	#25 UCF	W	5-3	
APRIL 5	#25 UCF	W	10-1	
APRIL 6	#25 UCF	W	14-7	
APRIL 8	#8 TEXAS A&M	L	6-13	
May 9	at #5 Rice	L	6-13	
May 10	at #5 Rice	L	1-8	
May 11	at #5 Rice	L	6-12	
May 21	vs. #28 East Carolina	W	5-4 (10)	
May 23	vs. #28 East Carolina	W	2-1	
May 31	at #9 Texas A&M	L	4-22	
June 1	at #9 Texas A&M	W	4-3	
June 2	at #9 Texas A&M	L	5-13	

! - Houston College Classic (Minute Maid Park);

\$ - C-USA Tournament (Reckling Park, Houston)

2007 (5-7)				
Feb. 9	! vs. #20 Baylor	W	4-2	
Feb. 11	! vs. #6 Arizona State	L	1-11	
March 16	at #22 San Diego	L	1-8	
March 17	at #22 San Diego	L	4-5	
March 18	at #22 San Diego	L	3-8	

! - Houston College Classic (Minute Maid Park)

2006 (8-14)				
Feb. 10	! vs. #7 Texas	L	1-3	
Feb. 11	! vs. #21 TCU	L	4-6	
Feb. 17	at #23 Arizona State	L	3-4	
Feb. 18	at #23 Arizona State	L	1-11	
Feb. 19	at #23 Arizona State	L	6-8	
March 3	at #8 LSU	W	5-3	
March 4	at #8 LSU	L	0-7	
March 5	at #8 LSU	L	3-5	
MARCH 14	#18 BAYLOR	W	5-3	
APRIL 7	#18 TULANE	W	8-4	
APRIL 8	#18 TULANE	L	4-8	
APRIL 9	#18 TULANE	W	6-2	
April 14	at #22 Southern Miss	W	24-7	
April 15	at #22 Southern Miss	W	13-5	
April 16	at #22 Southern Miss	L	6-14	
May 12	at #1 Rice	W	3-0	
May 13	at #1 Rice	L	4-7	
May 14	at #1 Rice	L	3-13 (7)	
May 27	\$ vs. #11 Tulane	W	6-1	
May 8	\$ at #1 Rice	L	5-11	
June 2	% vs. #30 Oklahoma	L	1-2	
June 3	% at #13 Oklahoma	L	6-8	

! - Houston College Classic (Minute Maid Park);

\$ - C-USA Tournament (Reckling Park, Houston);

% - NCAA Norman Regional (Norman, Okla.)

APRIL 13	#5 RICE	W	5-2	
APRIL 14	#5 RICE	L	0-12 (8)	
APRIL 15				



HOUSTON BASEBALL

March 30	at #4 Rice	L	3-8
APRIL 7	#4 RICE	L	3-4
April 13	at #13 Texas A&M	L	1-8
April 30	at #7 East Carolina	L	10-11
May 1	at #7 East Carolina	L	3-5
May 2	at #7 East Carolina	L	5-9
MAY 20	#11 TULANE	W	3-2
MAY 21	#11 TULANE	W	3-2
MAY 22	#11 TULANE	L	4-5
MAY 25	\$ #4 EAST CAROLINA	W	6-5

! - Houston College Classic (Minute Maid Park);
\$ - C-USA Tournament, Cougar Field, Houston)

2003 (11-15)

Feb. 8	! at #3 Pepperdine	W	2-0
Feb. 9	! vs. #47 Washington	L	1-4
Feb. 14	\$ vs. #10 Baylor	L	4-14
FEB. 18	#2 RICE	L	0-3
Feb. 22	at #12 LSU	W	7-2
Feb. 23	at #12 LSU	L	2-5
March 4	at #1 Rice	L	3-4
March 11	at #8 Baylor	L	4-15
MARCH 19	#1 RICE	L	6-7 (11)
April 1	at #1 Rice	L	0-11
APRIL 4	#31 UAB	W	4-3
APRIL 5	#31 UAB	W	2-1
APRIL 6	#31 UAB	W	3-2
APRIL 16	#1 RICE	W	5-1
April 30	at #20 Baylor	L	4-5 (10)
May 13	at #9 Texas A&M	W	8-6
MAY 15	#17 SOUTHERN MISS	L	11-19
MAY 16	#17 SOUTHERN MISS	W	6-5
MAY 17	#17 SOUTHERN MISS	L	3-15
May 22	% #15 Southern Miss	L	2-7
May 30	^ vs. #23 Alabama	L	3-9
May 31	^ vs. #23 Alabama	W	16-8
June 1	^ at #10 Texas A&M	W	7-6
June 1	^ at #10 Texas A&M	W	7-6 (10)
June 7	& at #1 Rice	W	5-2
June 8	& at #1 Rice	L	2-10
June 9	& at #1 Rice	L	2-5

! - Battle at the Beach (Malibu, Calif.);
\$ - Houston College Classic (Minute Maid Park);
% - C-USA Tournament (New Orleans, La.);
^ - NCAA College Station Regional (College Station, Texas);
& - NCAA Houston Super Regional (Reckling Park)

2002 (25-8)

Feb. 8	! vs. #16 Baylor	W	3-2
Feb. 9	! vs. #9 Texas	L	6-7
Feb. 10	! vs. #30 Texas A&M	W	2-1
Feb. 12	at #9 Rice	L	0-4
Feb. 15	vs. #25 Texas Tech	W	3-0
FEB. 20	#17 BAYLOR	W	10-4
FEB. 22	#3 LSU	W	11-3
FEB. 23	#3 LSU	L	4-8
FEB. 24	#3 LSU	W	12-11
March 1	% at #8 Cal State Fullerton	W	7-3
March 2	% vs. #17 USC	W	9-4
March 3	% vs. #6 Miami	W	8-6
March 8	at #27 UL Lafayette	W	5-2
March 9	at #27 UL Lafayette	W	7-3
March 10	at #27 UL Lafayette	W	9-8
March 19	at #4 Rice	L	3-7
MARCH 20	#4 RICE	L	1-3 (11)
MARCH 22	#35 TULANE	W	8-0
MARCH 23	#35 TULANE	W	11-1
MARCH 24	#35 TULANE	W	11-3
March 29	at #34 Southern Miss	W	3-2 (10)
March 30	at #34 Southern Miss	L	4-8
March 31	at #34 Southern Miss	W	7-6 (13)
APRIL 2	#3 RICE	W	1-0
APRIL 9	#18 TEXAS A&M	W	10-2
May 14	at #14 Baylor	W	5-4
May 23	& vs. #32 Southern Miss	W	7-1
May 31	~ vs. #34 New Mexico St.	W	9-0
June 1	~ at #15 Arizona State	W	8-4
June 2	~ at #15 Arizona State	W	8-3
June 7	* at #3 Texas	W	2-0
June 8	* at #3 Texas	L	2-17
June 9	* at #3 Texas	L	2-5

! - Houston College Classic (Minute Maid Park);
\$ - Lone Star Classic (Round Rock, Texas);
% - Kia Baseball Bash (Fullerton, Calif.);
& - C-USA Tournament (Kinston, N.C.);
~ - NCAA Mesa Regional (Mesa, Ariz.);
* - NCAA Austin Super Regional (Austin, Texas)

2001 (2-14)

FEB. 13	#1 RICE	L	2-5
Feb. 17	at #3 LSU	L	4-9
Feb. 17	at #3 LSU	L	1-4
Feb. 18	at #3 LSU	L	6-14
Feb. 21	at #1 Rice	W	14-5
MARCH 3	#5 USC	L	3-6
MARCH 3	#5 USC	L	3-7
MARCH 4	#5 USC	L	3-4
March 6	at #14 Baylor	L	4-16
MARCH 9	#25 CS FULLERTON	L	2-5
MARCH 10	#25 CS FULLERTON	L	2-8
MARCH 11	#25 CS FULLERTON	L	2-9
March 21	at #1 Rice	W	4-3
APRIL 4	#9 BAYLOR	L	6-10
APRIL 18	#4 RICE	L	3-5
May 9	at #9 Rice	L	2-3

2000 (9-3)

Feb. 4	at #12 Texas	L	1-2 (11)
Feb. 5	at #12 Texas	W	8-2
Feb. 6	at #12 Texas	L	1-7
Feb. 8	at #22 Rice	W	6-2
Feb. 25	at #3 LSU	W	10-2
Feb. 26	at #3 LSU	W	11-7
Feb. 27	at #3 LSU	W	10-2
FEB. 29	#4 TEXAS	L	7-8
March 10	at #5 USC	W	3-2
March 11	at #5 USC	W	14-7
March 12	at #5 USC	W	8-4
March 28	at #15 Baylor	W	4-3

1999 (6-13)

FEB. 9	#2 RICE	L	9-12
FEB. 12	#10 ALABAMA	L	1-5
FEB. 13	#10 ALABAMA	W	9-5
FEB. 14	#10 ALABAMA	W	6-2
Feb. 16	at #4 Texas	W	12-9 (12)
Feb. 18	at #12 Rice	L	3-16
MARCH 2	#21 BAYLOR	L	2-7
March 5	at #15 Cal State Fullerton	L	2-3
March 6	at #15 Cal State Fullerton	L	7-8
March 7	at #15 Cal State Fullerton	L	3-9
MARCH 9	#3 TEXAS A&M	L	7-8
MARCH 16	#7 RICE	L	2-6
March 24	at #9 Texas	L	1-5
March 30	at #12 Baylor	L	4-13
APRIL 6	#11 TEXAS	W	12-6
April 13	at #3 Rice	L	4-9
April 20	at #3 Texas A&M	W	15-5
APRIL 28	#1 RICE	W	8-3
May 23	! vs. #21 Tulane	L	9-12

! - C-USA Tournament (Millington, Tenn.)

1998 (3-8)

Feb. 13	at #4 Alabama	L	5-15
Feb. 14	at #4 Alabama	L	2-4
Feb. 15	at #4 Alabama	L	4-8
MARCH 6	#20 MICHIGAN	W	10-5
MARCH 7	#20 MICHIGAN	W	10-9
MARCH 8	#20 MICHIGAN	W	12-10
MARCH 24	#14 TEXAS A&M	L	3-6 (8)
MARCH 24	#14 TEXAS A&M	L	4-7
APRIL 15	#13 RICE	L	3-12
APRIL 28	#16 BAYLOR	L	2-7
May 22	! vs. #18 South Alabama	L	6-12

! - NCAA South I Regional (Baton Rouge, La.)

1997 (6-4)

Feb. 8	at #4 Rice	W	16-1
FEB. 9	#4 RICE	L	8-11
MARCH 1	#7 WICHITA STATE	W	10-6
MARCH 1	#7 WICHITA STATE	W	4-3
MARCH 19	#23 TEXAS A&M	W	6-4
March 21	at #14 USF	W	6-5
March 22	at #14 USF	L	5-9
March 23	at #14 USF	W	11-6
APRIL 8	#22 RICE	L	5-6
APRIL 21	#14 RICE	L	5-8

1996 (2-4)

MARCH 8	#21 UCF	W	9-5
MARCH 9	#21 UCF	W	8-3
MARCH 10	#21 UCF	L	1-5
APRIL 6	#20 TEXAS	L	1-6
APRIL 6	#20 TEXAS	L	5-10
APRIL 7	#20 TEXAS	L	3-11

1994 (6-8)

FEB. 26	#7 LSU	L	5-8
FEB. 27	#7 LSU	L	2-7
MARCH 5	#25 MCNEESE	L	7-18
MARCH 9	#14 OKLAHOMA	W	8-3
MARCH 18	#10 RICE	W	9-8 (10)
MARCH 19	#10 RICE	W	8-7
MARCH 19	#10 RICE	L	6-26
MARCH 25	#5 TEXAS	L	7-13
MARCH 26	#5 TEXAS	W	7-2
MARCH 27	#5 TEXAS	L	8-17
MARCH 29	#21 LAMAR	W	9-5
April 1	at #24 Texas A&M	L	9-15
April 2	at #24 Texas A&M	L	1-2 (8)
April 2	at #24 Texas A&M	W	8-3

1993 (4-6)

FEB. 13	#16 TULANE	W	9-7
FEB. 14	#16 TULANE	W	5-3
March 13	at #13 Rice	L	4-17
March 14	at #13 Rice	L	1-2
March 14	at #13 Rice	L	1-4
March 20	at #1 Texas	W	4-1
March 20	at #1 Texas	L	7-8
March 21	at #1 Texas	L	5-8
APRIL 2	#12 TEXAS TECH	L	2-13
APRIL 3	#12 TEXAS TECH	W	3-1
APRIL 3	#12 TEXAS TECH	L	3-4 (6)

1992 (2-1)

MARCH 13	#4 TEXAS	W	5-2
MARCH 14	#4 TEXAS	L	1-6
MARCH 14	#4 TEXAS	W	11-4

1990 (7-7)

MARCH 23	#7 ARKANSAS	L	1-6
MARCH 24	#7 ARKANSAS	L	6-0
MARCH 24	#7 ARKANSAS	W	6-6
April 10	at #16 Oklahoma State	L	0-15
April 10	at #10 Oklahoma State	W	10-4
APRIL 20	#4 TEXAS	W	7-5
APRIL 20	#4 TEXAS	L	3-5
APRIL 21	#4 TEXAS	L	5-15
April 27	at #11 Texas A&M	W	1-0
April 28	at #11 Texas A&M	W	4-3
April 28	at #11 Texas A&M	W	4-2
May 19	! vs. #4 Arkansas	W	7-1
May 25	\$ vs. #7 USC	L	11-26
May 26	\$ at #6 LSU	L	4-6

! - SWC Tournament (Austin, Texas)
! - NCAA South I Regional (Baton Rouge, La.)

1989 (1-2)

APRIL 28	#2 TEXAS A&M	L	10-11
APRIL 28	#2 TEXAS A&M	W	11-3
APRIL 28	#2 TEXAS A&M	L	6-12

1987 (4-12)

March 14	at #19 Wichita State	L	4-7
March 14	at #19 Wichita State	W	12-11
March 15	at #19 Wichita State	W	2-1
March 27	at #17 Arkansas	W	4-3
March 27	at #17 Arkansas	L	3-10
March 28	at #17 Arkansas	L	6-12
April 24	at #1 Texas	L	2-15
April 25	at #1 Texas	L	2-4
April 25	at #1 Texas	L	4-7
MAY 1	#12 TEXAS A&M	L	3-12
MAY 2	#12 TEXAS A&M	W	4-3
MAY 2	#12 TEXAS A&M	L	4-10
May 15	! at #1 Texas	L	3-4
May 17	! vs. #4 Arkansas	L	9-14
May 23	\$ at #1 Texas	L	3-15
May 24	\$ at #1 Texas	L	4-13

! - SWC Tournament (Austin, Texas)
\$ - NCAA Central Regional (Austin, Texas)

1986 (2-5)

Feb. 23	! vs. #NA Tulane	L	2-3
MARCH 9	#NA WICHITA STATE	L	3-14
MARCH 10	#NA WICHITA STATE	W	6-3
MARCH 13	#6 OKLAHOMA STATE	W	4-0
MARCH 14	#6 OKLAHOMA STATE	L	9-19
MARCH 15	#23 OKLAHOMA	L	7-15
MARCH 16	#23 OKLAHOMA	L	3-9

! - Louisiana Classics (Lafayette, La.)

1985 (6-12)

March 14	! vs. #4 Oklahoma	L	0-7
MARCH 22	#19 TEXAS A&M	W	7-9
MARCH 23	#19 TEXAS A&M	W	12-8
MARCH 23	#19 TEXAS A&M	W	8-2
April 5	at #5 Arkansas	L	12-16
April 6	at #5 Arkansas	L	4-5
April 6	at #5 Arkansas	W	10-9
April 19	at #19 Baylor	L	6-22
April 20	at #19 Baylor	W	10-5
April 20	at #19 Baylor	L	2-3
May 4	at #4 Texas	L	0-8
May 4	at #4 Texas	L	4-15
May 5	at #4 Texas	L	9-11
May 17	\$ at #1 Texas	L	0-5



YEAR-BY-YEAR HITTING STATS

YEAR	G	AVG.	R	H	2B	3B	HR	RBI	BB	SO	SB	TB	SLG%	Runs/G	Hits/G
2023	59	.290	434	593	114	12	73	391	227	471	113-134	950	.464	7.36	10.05
2022	61	.285	392	587	115	9	62	354	222	449	82-124	905	.440	6.43	9.62
2021	53	.239	229	415	67	8	50	206	154	436	53-76	648	.374	4.32	7.83
2020	15	.213	76	107	22	3	15	69	65	152	25-29	180	.359	5.06	7.13
2019	56	.253	278	468	80	10	42	241	247	460	62-86	694	.375	4.96	8.36
2018	63	.266	327	564	101	11	37	298	271	471	85-108	798	.376	5.19	8.95
2017	63	.290	403	616	102	26	60	360	272	391	84-102	950	.448	6.40	9.78
2016	59	.271	289	536	81	13	37	261	211	336	58-79	754	.382	4.89	9.08
2015	63	.267	358	562	87	22	44	332	282	419	73-96	825	.392	5.68	8.92
2014	66	.278	340	606	92	9	17	296	292	358	85-111	767	.352	5.15	9.18
2013	58	.274	316	517	75	25	14	280	233	388	82-102	684	.363	5.45	8.91
2012	54	.271	226	500	72	9	11	212	186	386	55-72	623	.338	4.19	9.26
2011	59	.284	323	581	104	24	19	288	201	398	63-89	790	.386	5.47	9.85
2010	57	.296	353	594	77	23	44	321	230	346	89-115	849	.423	6.19	10.42
2009	58	.282	309	560	101	17	25	275	227	360	69-104	770	.388	5.32	9.65
2008	66	.301	464	688	144	18	51	421	282	434	142-179	1,021	.446	7.03	10.42
2007	56	.285	341	543	93	11	39	309	239	374	61-75	775	.407	6.09	9.70
2006	61	.293	367	625	114	16	71	323	204	374	86-110	984	.462	6.02	10.25
2005	59	.289	314	579	118	14	36	287	225	401	62-87	833	.415	5.32	9.81
2004	59	.305	354	635	110	13	46	313	197	399	77-107	909	.437	6.00	11.76
2003	67	.276	345	628	113	13	40	314	196	407	90-121	887	.390	5.15	9.37
2002	65	.310	418	693	99	8	58	364	246	348	94-146	982	.439	6.43	10.66
2001	59	.276	331	554	78	3	33	294	260	372	107-134	737	.367	5.61	9.39
2000	66	.304	484	703	157	16	75	445	303	401	82-118	1,117	.484	7.33	10.65
1999	64	.311	484	724	140	15	77	432	278	407	114-141	1,125	.484	7.56	11.31
1998	59	.304	401	598	126	17	54	362	251	363	88-120	920	.468	6.80	10.14
1997	63	.327	508	759	147	18	67	457	248	378	152-186	1,143	.492	8.06	12.04
1996	57	.299	384	586	113	19	41	332	270	342	84-121	860	.439	6.74	10.28
1995	55	.268	298	457	81	17	25	256	239	322	63-94	647	.379	5.42	8.31
1994	56	.275	298	477	81	16	37	258	174	293	81-117	701	.405	5.32	8.52
1993	55	.311	401	550	87	22	44	340	274	254	125-157	815	.461	7.29	11.00
1992	53	.270	249	473	94	22	13	212	194	235	71-96	650	.372	4.70	8.60
1991	56	.299	316	506	89	17	39	285	225	238	44-76	746	.440	5.64	9.04
1990	67	.300	419	629	104	27	37	361	293	279	74-111	898	.480	6.25	9.39
1989	60	.310	366	568	106	18	57	400	223	275	81-113	881	.480	6.10	9.47
1988	58	.314	446	575	106	17	68	400	315	298	50-72	919	.501	7.69	9.91
1987	65	.303	469	599	100	17	67	419	341	381	89-	934	.473	7.22	9.22
1986	58	.295	390	521	102	12	83	242	267	298	55-74	896	.507	6.72	8.98
1985	61	.308	480	566	114	20	76	440	341	242	49-63	947	.515	7.87	9.28
1984	55	.296	328	465	86	8	30	267	278	225	41-55	660	.405	5.96	8.45
1983	58	.285	324	478	92	11	31	286	258	265	69-93	685	.408	5.59	8.24
1982	58	.274	364	459	80	7	50	315	296	197	71-94	703	.420	6.28	7.91
1981	53	.298	300	452	91	12	45	273	215	182	65-81	702	.462	5.66	8.53
1980	46	.279	246	382	59	10	44	214	182	168	16-25	593	.433	5.35	8.30
1979	44	.275	241	349	71	11	33	209	192	153	13-	541	.426	5.48	7.93
1978	51	.277	291	432	67	12	45	262	257	171	42-	657	.421	5.71	8.47
1977	45	.314	249	424	59	12	30	230	196	142	37-	595	.440	5.53	9.42
1976	46	.258	206	331	56	6	12	174	201	147	89-	435	.339	4.48	7.20
1975	43	.268	196	352	50	4	24	186	197	156	31-	480	.366	4.56	8.19
1974	41	.296	239	355	56	9	22	216	223	133	50-	495	.413	5.83	8.66
1973	32	.276	165	260	36	4	16	135	174	155	37-	352	.374	5.16	8.13
1972	49	.254	161	322	35	11	18	134	165	183	49-	433	.341	3.29	6.57
1971	39	.253	155	253	27	11	16	125	147	145	61-	327	.328	3.97	6.49
1970	36	.226	156	257	43	13	14	137	125	155	39-	387	.345	4.33	7.14
1969	38	.235	153	267	35	11	8	132	145	216	105-	350	.307	4.03	7.03
1968	32	.253	141	250	36	8	20	128	123	168	36-	341	.345	4.41	7.81
1967	32	.278	158	295	34	14	23	130	136	195	71-	426	.401	4.94	9.22
1966	30	.267	173	264	35	13	19	133	157	145	71-	382	.386	5.77	8.80
1965	26	.274	147	245	30	18	7	118	100	103	30-	331	.370	5.65	9.42
1964	29	.223	136	211	19	2	7	97	127	154	81-	277	.293	4.69	7.28
1963	19	.227	63	146	7	6	5	47	74	104	46-	177	.275	3.32	7.68
1962	22	.225	87	143	14	7	3	68	86	87	50-	178	.281	3.95	6.50
1961	15	.220	57	107	9	5	1	39	63	84	27-	116	.238	3.80	7.13
1960	20	.239	67	129	19	4	7	57	87	115	13-	165	.284	3.35	6.45
1959	21	.234	95	161	28	3	12	81	73	140		231	.336	4.52	7.67
1958	24	.210	80	141	16	4	8	73	114	114	11-	185	.276	3.33	5.88
1957	18	.238	82	141	23	0	8	61	77	107	18-	188	.322	4.56	7.83
1956	24	.230	124	187	23	4	9	104	129	144	34-	245	.301	5.17	7.79
1955	19	.237	77	146	17	3	6	55	92	114	25-	187	.304	4.05	7.68
1954	23	.279	139	215	---	---	---	---	---	---	---	---	---	6.04	9.35
1953	26	Unknown													
1952	17	Unknown													
1951	24	Unknown													
1950	16	.262	104	136	23	10	1	75	73	---	---	150	.289	6.50	8.50
1949	16	.238	88	124	---	---	---	---	75	---	---	---	---	5.50	7.75



YEAR-BY-YEAR PITCHING STATS

Table with columns: YEAR, G, ERA, W-L, SV, SHO, IP, H, R, ER, BB, SO, BB/G, K/G. Rows list pitching statistics from 1949 to 2023.



STANDOUT HITTING PERFORMANCES

.400 AVERAGE – SEASON

Tom Paciorek • 1967

Avg.	H-AB	R	2B	3B	HR	RBI
.435	57-for-131	30	6	4	10	29

Goefrey Tomlinson • 1997

Avg.	H-AB	R	2B	3B	HR	RBI
.427	106-for-248	74	29	3	16	67

Corky Swindell • 1983

Avg.	H-AB	R	2B	3B	HR	RBI
.422	44-for-199	84	8	2	2	47

Fred Hinojosa • 1988

Avg.	H-AB	R	2B	3B	HR	RBI
.412	73-for-177	47	19	3	5	46

Mike Minturn • 1981

Avg.	H-AB	R	2B	3B	HR	RBI
.408	53-for-130	25	13	1	6	35

Richard Arnold • 1955

Avg.	H-AB	R	2B	3B	HR	RBI
.404	23-for-57	12	2	0	1	2

Jerry Willeford • 1976

Avg.	H-AB	R	2B	3B	HR	RBI
.403	52-for-129	33	13	5	4	29

.400 AVERAGE – CONFERENCE ONLY

.476 (39-for-82)	Jarrold Bitter	1999
.451 (46-for-102)	Goefrey Tomlinson	1997
.430 (52-for-121)	Travis Tully	2005
.424 (34-for-77)	Jerry Willeford	1976
.429 (24-for-56)	Benny Mota	1985
.426 (23-for-54)	Steve Reeves	1974
.417 (40-for-96)	Justin Murray	2023
.416 (32-for-77)	Corky Swindell	1983
.415 (39-for-94)	J.P. Woodward	1999
.413 (33-for-80)	James Wambach	1990
.410 (41-for-100)	Cole Bruce	2004
.408 (29-for-71)	Shane Buteaux	1994
.405 (47-for-116)	Dustin Carr	1997
.404 (23-for-57)	Brian Blair	1991
.404 (36-for-89)	Mike Medrano	1998
.403 (31-for-77)	David Vasquez	1989
.400 (26-for-65)	Ricky Freeman	1994
.400 (24-for-60)	Rayner Noble	1983

HIT FOR THE CYCLE

Matt Weston, at McNeese

W, 11-1 April 11, 2006

Isa Garcia, at East Carolina

W, 13-4 April 1, 2006

Jason Pekar, vs. USF

W, 18-17 March 21, 1998

Lonnie Walker, vs. Texas A&M (Austin, Texas)

W, 11-7 May 16, 1987

TOP HOME RUN HITTING DUOS – SEASON

1.	33	Pat Hewes (23), Damon Baldwin (10), Mike Basso (10)	1986
		Brett Cooley (18), Chris Snyder (15)	2002
3.	30	Jake Scheiner (18), Connor Wong (12)	2017
		Matt Weston (16), Brad Lincoln (14)	2006
		J.P. Woodard (18), Jarrod Bitter (12)	1999
6.	29	Omar Brewer (16), Lonnie Walker (13)	1987
7.	27	Goefrey Tomlinson (16), Dustin Carr (11)	1997
8.	27	Mark Grimes (16), Joe Pat Simms (11)	1985
9.	25	Joe Davis (18), Jared Triolo (7)	2019
10.	24	Zach Arnold (13), Justin Murray (11)	2023
		R. Hernandez (14), Z. Arnold/I. McMillan (10)	2022
		Jake Stewart (14), Bryan Pounds (10)	2008
		J.P. Woodward (12), Kris Wilken (12)	2000

TOP RBI-PRODUCING DUOS – SEASON

1.	127	Chris Snyder (71), Brett Cooley (56)	2002
2.	126	Bryan Pounds (67), Ryan Lormand (59)	2008
3.	123	J.P. Woodard (66), Jarrod Bitter (57)	1999
4.	121	Goefrey Tomlinson (67), Scott Keithley (54)	1997
5.	119	Lonnie Walker (67), Omar Brewer (52)	1987
6.	116	Tyson Schweitzer (61), Jarrod Bitter (55), Kris Wilken (55)	2000
7.	114	Pat Hewes (62), Damon Baldwin (52)	1986
8.	112	Casey Grayson (48), Kyle Survance (32), Ashford Fulmer (32)	2014
		Mark Grimes (56), Damon Baldwin (56)	1985
10.	110	Jake Scheiner (64), Joe Davis (46)	2017
		Dustin Kingsbury (58), Brad Lincoln (52)	2005

GRAND SLAMS

Brandon Uhse	Sam Houston	April 11, 2023
Ryan Hernandez	Memphis	April 24, 2022
Brandon Uhse	Columbia	March 19, 2022
Will Pendergrass	USF	April 24, 2021
Steven Rivas	at Texas State	March 13, 2021
Ian McMillan	Texas Southern	Feb. 21, 2021
Joe Davis	vs. North Carolina	June 3, 2018
Corey Julks	at Tulane	May 12, 2017
Joe Davis	at Memphis	April 13, 2017
Joe Davis	Tulane	May 26, 2016
Joe Davis	Rice	May 17, 2016
Jacob Campbell	Cincinnati	April 18, 2015
Michael Pyeatt	Towson	March 16, 2014
Caleb Barker	Towson	March 15, 2014
Caleb Barker	A&M-Corpus Christi	March 8, 2013
Jonathan Davis	Baylor	March 2, 2013
Jake Runte	UTPA	April 4, 2009
Bryan Pounds	Rice	March 26, 2008
Jake Stewart (2)	Texas State	Feb. 26, 2008
Jake Stewart	Stephen F. Austin	Feb. 6, 2007
Dustin Kingsbury	at Cincinnati	April 3, 2005 (G2)
Kori Williams	Pepperdine	Feb. 20, 2005
Rob Johnson	Memphis	May 7, 2004
Matt Farrington	Cincinnati	April 23, 2004 (G1)
Chris Klosterman	Texas-Arlington	May 26, 2001
Gabe Lucas	Charlotte	April 22, 2001
Aaron Melebeck	at UAB	March 31, 2000
Tyson Schweitzer (2)	at UAB	March 31, 2000
Tyson Schweitzer	at LSU	Feb. 27, 2000

Shane Nance	Rice	Feb. 22, 2000
Brandon Caraway	at Cincinnati	May 2, 1999
Jason Pekar	Alabama	Feb. 13, 1999
Mike Medrano	USF	March 21, 1998
Bruce Rios	Illinois	Feb. 27, 1998
Scottie Scott	vs. Saint Louis	May 14, 1997
Dustin Carr	at Baylor	April 13, 1996
J.J. Matzke	Indiana State	March 13, 1994
Robert Goudeau	Texas-Pan American	April 26, 1993 (G2)
Ricky Freeman	Illinois State	March 8, 1993
Brian Blair	vs. Prairie View A&M	Feb. 20, 1993
Derrick Dietrich	at McNeese	Feb. 12, 1992
James Wambach	Sam Houston State	Feb. 14, 1990 (G1)
Ben Pardo	Western Kentucky	March 7, 1989
David Vasquez	St. Mary's	Feb. 14, 1988
Pat Hewes (2)	North Texas	March 2, 1986
Pat Hewes	at St. Mary's	Feb. 15, 1986
Charlie Rizzo	Northwestern State	March 17, 1982
David Minielly	at Texas Tech	March 15, 1980
Randy Abendroth	Texas Tech	March 13, 1977

10+ HOME RUNS – SEASON

1.	23	Pat Hewes	1986
2.	18	Joe Davis	2019
		Jake Scheiner	2017
		Brett Cooley	2002
		J.P. Woodward	1999
6.	16	Matt Weston	2006
		Goefrey Tomlinson	1997
		Omar Brewer	1987
		Mark Grimes	1985
10.	15	Chris Iriart	2015
		Chris Snyder	2002
12.	14	Ryan Hernandez	2022
		Joe Davis	2016
		Jake Stewart	2008
		Brad Lincoln	2006
		Hyung Cho	2003
16.	13	Zach Arnold	2023
		Joe Davis	2018
		Chris Snyder	2001
		Mike Walker	1987
19.	12	Connor Wong	2017
		Kris Wilken	2000
		J.P. Woodward	2000
		Jarrold Bitter	1999
		Mike Medrano	1998
		Shane Buteaux	1994
25.	11	Justin Murray	2023
		Ryan Hernandez	2021
		Jesse Crain	2002
		Tyson Schweitzer	2000
		Bruce Rios	1998
		Dustin Carr	1997
		Joe Pat Simms	1985
		Jeff Jacobson	1982
32.	10	Ian McMillan	2022
		Zach Arnold	2022
		Steven Rivas	2021
		Chris Wallace	2010
		Jarrold Bitter	2000
		Rusty Smajstrla	1991
		Mike Basso	1986
		Damon Baldwin	1986
		Tom Paciorek	1967



STANDOUT PITCHING PERFORMANCES

PERFECT GAMES

Table with columns: Pitcher, Date, IP, H, BB, K. Row: Matt Beech, at Louisiana Tech, W, 6-0, Feb. 19, 1994, 7.0, 0, 0, 6

NO-HITTERS

Table with columns: Pitcher, Date, IP, H, BB, K. Row: Matt Beech, at Louisiana Tech, W, 6-0, Feb. 19, 1994, 7.0, 0, 0, 6

Table with columns: Pitcher, Date, IP, H, BB, K. Row: Ben Weber, vs. Texas State, W, 2-0, Feb. 23, 1991, 7.0, 0, 5, 7

Table with columns: Pitcher, Date, IP, H, BB, K. Row: Eric Rasberry, vs. Texas-Arlington, W, 7-0, Feb. 12, 1989, 5.0, 0, 3, 10

Table with columns: Pitcher, Date, IP, H, BB, K. Row: Kyle Atkinson, vs. St. Edward's, W, 2-0, March 3, 1987, 7.0, 0, 5, 7

Table with columns: Pitcher, Date, IP, H, BB, K. Row: Doug Drabek, at Louisiana-Lafayette, W, 6-0, March 6, 1983, 7.0, 0, 4, 6

Table with columns: Pitcher, Date, IP, H, BB, K. Row: John Shannon, vs. Cornell, W, 4-0, April 4, 1977, 7.0, 0, 1, 6

Table with columns: Pitcher, Date, IP, H, BB, K. Row: Mike Gilbert, vs. Oklahoma State, W, 1-0, March 20, 1971, 7.0, 0, 5, 9

ONE-HITTERS

Table with columns: Pitcher, Date, IP, H, BB, K. Row: Seth Romero vs. Grand Canyon, W, 3-1, March 19, 9.0, 1, 2, 13

Table with columns: Pitcher, Date, IP, H, BB, K. Row: Austin Pruitt, at Texas State, W, 1-0, Feb. 23, 2013, 9.0, 1, 2, 10

Table with columns: Pitcher, Date, IP, H, BB, K. Row: Brad Sullivan, vs. TCU, W, 2-0, May 16, 2002, 9.0, 1, 3, 9

Table with columns: Pitcher, Date, IP, H, BB, K. Row: Austin Fought, vs. UAB, W, 9-0, April 7, 2001, 9.0, 1, 2, 10

Table with columns: Pitcher, Date, IP, H, BB, K. Row: Shane Nance, at Southern Miss, W, 3-1, May 1, 1998, 9.0, 1, 1, 5

Table with columns: Pitcher, Date, IP, H, BB, K. Row: Jon McDonald, at Saint Louis, W, 9-0 (G2), March 29, 1998, 7.0, 1, 3, 2

Table with columns: Pitcher, Date, IP, H, BB, K. Row: Vaughn Eshelman, vs. Texas Tech, W, 1-0, March 23, 1991, 9.0, 1, 5, 14

Table with columns: Pitcher, Date, IP, H, BB, K. Row: Vaughn Eshelman (2), at Stephen F. Austin, W, 3-0, Feb. 22, 1990 (G2), 7.0, 1, 5, 7

Table with columns: Pitcher, Date, IP, H, BB, K. Row: Steve McCaslin, vs. Prairie View A&M, W, 12-1, Feb. 16, 1988, 5.0, 1, 2, 7

Table with columns: Pitcher, Date, IP, H, BB, K. Row: Doug Drabek, vs. Rice, W, 3-0, March 12, 1983, 7.0, 1, 1, 2

Table with columns: Pitcher, Date, IP, H, BB, K. Row: Brock Higgins, vs. Louisiana-Lafayette, W, 1-0, April 27, 1983, 9.0, 1, 3, 5

Table with columns: Pitcher, Date, IP, H, BB, K. Row: Rob Riley, vs. St. Francis, W, 8-0, March 7, 1982, 7.0, 1, 1, 7

Table with columns: Pitcher, Date, IP, H, BB, K. Row: Rob Riley (2), vs. Texas Wesleyan, W, 3-0, Feb. 24, 1981 (G2), 7.0, 1, 0, 6

Table with columns: Pitcher, Date, IP, H, BB, K. Row: Charlie Garza, vs. Nebraska, W, 1-0, March 1976, 7.0, 1, 1, 11

Table with columns: Pitcher, Date, IP, H, BB, K. Row: Larry Satcher, vs. Lamar, W, 6-0, 1968, 9.0, 1, 1, 4

10+ VICTORIES – SEASON

Table with columns: Rank, Pitcher, Year. Rows: Brad Sullivan (2002), Kyle Crowell (2000), Jody Supak (1987), Brad Lincoln (2006), Mike Walker (1985), Rayner Noble (1983), Doug Drabek (1983), Kyle Crowell (1999), Trey Cumbie (2017), Austin Pruitt (2013), Jeff Haas (1992), Al Benavides (1991), Doug Drabek (1982), Rob Riley (1981), Billy Blum (1978)

100+ STRIKEOUTS – SEASON

Table with columns: Rank, Pitcher, Year. Rows: Brad Sullivan (2002), Brad Sullivan (2003), Brad Lincoln (2006), Ryan Wagner (2003), Shane Nance (1999), Kyle Crowell (2000), Andrew Lantrip (2015), Seth Romero (2016), Trey Cumbie (2018), Brad Lincoln (2005), Shane Nance (1997), Robert Gasser (2021)

10+ STRIKEOUTS GAMES – CAREER

Table with columns: Rank, Pitcher, Career Range. Rows: Brad Sullivan (2001-03), Brad Lincoln (2004-06), Seth Romero (2015-17), Andrew Lantrip (2014-16), Bob Peters (1959-62), Shane Nance (1997-00), Robert Gasser (2021), Trey Cumbie (2016-18), Eric Rasberry (1988-89), Kyle Dowdy (2015), Austin Pruitt (2012-13), Billy Blum (1977-78), Kyle Crowell (1998-00), Austin Fought (2002-03), Wes Musick (2006-09)

10+ STRIKEOUTS GAMES – SEASON

Table with columns: Rank, Pitcher, Year. Rows: Brad Sullivan (2003), Seth Romero (2017), Andrew Lantrip (2015), Brad Lincoln (2006), Robert Gasser (2021), Brad Sullivan (2002), Bob Peters (1962), Trey Cumbie (2018), Shane Nance (1997)

Table with columns: Rank, Pitcher, Year. Rows: Seth Romero (2016), Kyle Dowdy (2015), Austin Pruitt (2013), Eric Rasberry (1989), Billy Blum (1978), Bob Peters (1960)

100.0 INNINGS PITCHED – SEASON

Table with columns: Rank, Pitcher, Year. Rows: Kyle Crowell (2000), Mike Walker (1985), Brad Sullivan (2002), Brad Lincoln (2006), Brad Sullivan (2003), Kyle Crowell (1999), Ike Haas (1992), Andrew Lantrip (2015), Danny Zell (2003), Jody Supak (1987), Shane Nance (1999), Aaron Garza (2014), Jake Lemoine (2014), Shane Nance (2) (1998), Billy Blum (1978), Trey Cumbie (2) (2018), Shane Nance (3) (1997), Rayner Noble (1983), Brad Lincoln (2) (2005), Tom Lukish (1978), Trey Cumbie (2017), Mike Walker (1986), Ricky Hargrove (2006), Woody Williams (1988)

TOP PITCHING STRIKEOUTS DUOS – SEASON

Table with columns: Rank, Pitcher (Year), Partner (Year), Year. Rows: Brad Sullivan (154), Ryan Wagner (148) (2003), Brad Lincoln (152), Ricky Hargrove (82) (2006), Brad Sullivan (157), Ryan Wagner (65) (2002), Shane Nance (119), Kyle Crowell (94) (1999), Andrew Lantrip (115), Seth Romero (92) (2015), Seth Romero (113), Andrew Lantrip (84) (2016), Trey Cumbie (110), Aaron Fletcher (78) (2018), Kyle Crowell (117), Shane Nance (70) (2000), Brad Lincoln (106), Kevin Roberts (79) (2005), Tom Lukish (101), Billy Blum (81) (1978)

TOP PITCHING WINS DUOS – SEASON

Table with columns: Rank, Pitcher (Year), Partner (Year), Year. Rows: Rayner Noble (12), Doug Drabek (12) (1983), Kyle Crowell (13), Shane Nance (9) (2000), Brad Sullivan (13), Danny Zell (8), Keith Whatley (8) (2002), Mike Walker (12), Ed Clark (9) (1985), Brad Lincoln (12), Ricky Hargrove (8) (2006), Billy Blum (10), Tom Lukish (9) (1978), Trey Cumbie (10), John King (8) (2017), Andrew Lantrip (9), Kyle Dowdy (9) (2015), Tyler Ford (9), Aaron Garza (9) (2014), Kyle Crowell (11), Bryan Moore (7), Shane Nance (7) (1999)

ATTENDANCE RECORDS

TOP ALL-TIME CROWDS

1.	40,106	vs. San Diego (March 13, 2004) Aztec Invitational, San Diego, Calif. (PETCO Park)
2.	27,134	vs. TCU (Feb. 11, 2006) Houston College Classic, Houston (Minute Maid Park)
3.	25,175	vs. San Diego State (March 11, 2004) Aztec Invitational, San Diego, Calif. (PETCO Park)
4.	23,984	vs. Texas A&M (Feb. 10, 2007) Houston College Classic, Houston (Minute Maid Park)
5.	21,995	vs. Oklahoma State (Feb. 12, 2005) Houston College Classic, Houston (Minute Maid Park)
6.	21,724	vs. Texas Tech (Feb. 14, 2004) Houston College Classic, Houston (Minute Maid Park)
7.	20,737	vs. UCLA (March 14, 2004) Aztec Invitational, San Diego, Calif. (PETCO Park)
8.	15,428	vs. Texas (Feb. 9, 2002) Houston College Classic, Houston (Minute Maid Park)
9.	14,978	vs. Texas (Feb. 3, 2001) Houston College Classic, Houston (Minute Maid Park)
10.	14,484	vs. Alabama (Feb. 15, 2003) Houston College Classic, Houston (Minute Maid Park)

TOP HOME (SCHROEDER PARK) THREE-GAME SERIES

1.	12,137	San Jose State (June 2-4, 2000) NCAA Houston Super Regional (at Cougar Field)
2.	11,221	LSU (Feb. 22-24, 2002)
3.	7,892	LSU (Feb. 25-27, 2005)
4.	7,540	Louisville (April 11-13, 2014)
5.	6,335	Alabama (Feb. 20-22, 2015)
6.	5,932	Minnesota (Feb. 13-15, 2015)
7.	5,410	Rice (April 13-15, 2007)
8.	5,230	Rice (May 1-3, 2009)
9.	5,112	East Carolina (May 8-10, 2015)
10.	4,698	Tulane (April 10-12, 2015)

TOP ROAD CROWDS

1.	11,702	at LSU (May 31, 2014)
2.	11,459	at LSU (June 1, 2014)
3.	11,339	at LSU (June 2, 2014)
4.	8,683	at LSU (March 6, 2004)
5.	8,177	at LSU (March 7, 2004)
6.	7,797	at LSU (March 3, 2006)
7.	7,698	at LSU (March 8, 2004)
8.	7,634	at LSU (Feb. 23, 2003)
9.	7,627	at LSU (Feb. 18, 2001)
10.	7,620	at LSU (March 4, 2006)

RECORD CROWDS BY DAY

Sunday

20,737 vs. UCLA (March 14, 2004; Aztec Invitational at PETCO Park, San Diego, Calif.)

Monday

11,339 at LSU (June 2, 2014; NCAA Regional, at Alex Box Stadium, Baton Rouge, La.)

Tuesday

6,197 vs. Texas (April 12, 2016; at Constellation Field, Sugar Land, Texas)

Wednesday

3,639 at Texas Tech (May 15, 1996; at SWC Tournament, Lubbock, Texas)

Thursday

* 40,106 vs. San Diego State (March 11, 2004;
Aztec Invitational at PETCO Park, San Diego, Calif.)
** NCAA single-game record*

Friday

11,761 vs. Arizona State (June 16, 1967; at NCAA College World Series, Omaha, Neb.)

Saturday

27,134 vs. TCU (Feb. 11, 2006; at Houston College Classic, Minute Maid Park, Houston)





COACHING HISTORY

1947 (Independent)

Overall		Conference		
Year	Coach	W-L-T	Pct	Rk.
1947	Ned Thompson	1-5	.167	

1948 (Lone Star Conference)

Overall		Conference		
Year	Coach	W-L-T	Pct	Rk.
1948	Dalton Albert	4-7-1	.375	5th

1949 (Independent)

Overall		Conference		
Year	Coach	W-L-T	Pct	Rk.
1949	Bill Lutz	7-9	.438	

1950 (Gulf Coast Conference)

Overall		Conference		
Year	Coach	W-L-T	Pct	Rk.
1950	Lovette Hill	10-6	.625	1st

1951-60 (Missouri Valley Conference)

Overall		Conference		
Year	Coach	W-L-T	Pct	Rk.
1951	Lovette Hill	16-8	.667	1st
1952	Lovette Hill	11-6	.647	2nd
1953	Lovette Hill	15-11	.577	1st
1954	Lovette Hill	12-11	.522	t-2nd
1955	Lovette Hill	6-13	.316	t-2nd
1956	Lovette Hill	14-10	.583	t-2nd
1957	Lovette Hill	6-11-1	.361	3rd
1958	Lovette Hill	11-13	.458	2nd
1959	Lovette Hill	7-14	.333	1st
1960	Lovette Hill	12-11	.522	1st

1961-72 (Independent)

Overall		Conference		
Year	Coach	W-L-T	Pct	Rk.
1961	Lovette Hill	4-11	.267	
1962	Lovette Hill	16-6	.727	
1963	Lovette Hill	4-15	.211	
1964	Lovette Hill	16-13	.552	
1965	Lovette Hill	12-14	.462	
1966	Lovette Hill	18-11-1	.617	
1967	Lovette Hill	21-11	.656	
1968	Lovette Hill	14-15-1	.483	
1969	Lovette Hill	15-23	.395	
1970	Lovette Hill	19-17	.528	
1971	Lovette Hill	24-15	.615	
1972	Lovette Hill	25-23-1	.520	

1973-96 (Southwest Conference)

Overall		Conference		
Year	Coach	W-L-T	Pct	Rk.
1973	Lovette Hill	15-16-1	.484	5th
1974	Lovette Hill	20-21	.488	6th
1975	Rolan Walton	18-25	.419	8th
1976	Rolan Walton	31-15	.674	3rd
1977	Rolan Walton	27-17-1	.611	6th
1978	Rolan Walton	30-21	.588	4th
1979	Rolan Walton	27-17	.614	5th
1980	Rolan Walton	17-28-1	.380	9th
1981	Rolan Walton	32-20-1	.613	3rd
1982	Rolan Walton	42-14-2	.741	2nd
1983	Rolan Walton	43-15	.741	t-2nd
1984	Rolan Walton	32-23	.582	t-7th
1985	Rolan Walton	44-17	.721	t-4th
1986	Rolan Walton	35-23	.603	5th
1987	Bragg Stockton	40-24-1	.623	4th
1988	Bragg Stockton	33-22-3	.595	7th
1989	Bragg Stockton	43-17	.717	t-4th
1990	Bragg Stockton	44-23	.657	3rd
1991	Bragg Stockton	37-19	.661	t-4th
1992	Bragg Stockton	25-28	.472	7th
1993	Bragg Stockton	31-24	.564	7th
1994	Bragg Stockton	30-26	.536	7th
1995	Rayner Noble	26-29	.473	7th
1996	Rayner Noble	29-28	.509	t-6th

1997-2013 (Conference USA)

Overall		Conference		
Year	Coach	W-L-T	Pct	Rk.
1997	Rayner Noble	40-23	.635	2nd
1998	Rayner Noble	34-25	.576	2nd
1999	Rayner Noble	40-24	.625	1st
2000	Rayner Noble	48-18	.727	1st
2001	Rayner Noble	29-30	.492	2nd
2002	Rayner Noble	48-17	.738	1st
2003	Rayner Noble	37-30	.552	4th
2004	Rayner Noble	30-29	.508	t-4th
2005	Rayner Noble	29-30	.492	5th
2006	Rayner Noble	39-22	.639	2nd
2007	Rayner Noble	28-28	.500	t-4th
2008	Rayner Noble	42-24	.636	4th
2009	Rayner Noble	27-31	.465	4th
2010	Rayner Noble	25-32	.438	5th
2011	Todd Whitting	27-32	.458	t-4th
2012	Todd Whitting	18-35-1	.343	8th
2013	Todd Whitting	36-22	.621	t-5th

2014-Present (American Athletic Conference)

Overall		Conference		
Year	Coach	W-L-T	Pct	Rk.
2014	Todd Whitting	48-18	.727	t-3rd
2015	Todd Whitting	43-20	.682	1st
2016	Todd Whitting	36-23	.610	5th
2017	Todd Whitting	42-21	.667	1st
2018	Todd Whitting	38-25	.603	1st
2019	Todd Whitting	32-24	.571	t-4th
2020	Todd Whitting	6-9	.400	N/A
2021	Todd Whitting	19-34	.358	7th
2022	Todd Whitting	37-24	.607	3rd
2023	Todd Whitting	36-23	.610	2nd
TOTALS	Eight Coaches	1985-1494-16	.571	678-597-4

CAREER COACHING RECORDS

VICTORIES

Years	Coach	Years	G	W	L	T	Pct.
1995-10	Rayner Noble	16	971	551	420	0	.567
2011-	Todd Whitting	13	729	418	310	1	.425
1975-86	Rolan Walton	12	618	378	235	5	.616
1950-74	Lovette Hill	25	673	343	325	5	.513
1987-94	Bragg Stockton	8	470	283	183	4	.606
1949	Bill Lutz	1	16	7	9	0	.438
1948	Dalton Albert	1	12	4	7	1	.375
1947	Ned Thompson	1	6	1	5	0	.167

WINNING PERCENTAGE

(min. five seasons)

Years	Coach	Years	G	W	L	T	Pct.
1975-86	Rolan Walton	12	618	378	235	5	.616
1987-94	Bragg Stockton	8	470	283	183	4	.606
1995-10	Rayner Noble	16	971	551	420	0	.567
1950-74	Lovette Hill	25	673	343	325	5	.514
2011-	Todd Whitting	12	729	418	310	1	.425

CONFERENCE VICTORIES

Years	Coach	Years	G	W	L	T	Pct.
1995-2010	Rayner Noble	16	429	259	170	0	.603
2011-	Todd Whitting	13	289	151	137	1	.522
1975-86	Rolan Walton	11	265	129	136	3	.492
1950-74	Lovette Hill	13	121	69	52	0	.570
1987-94	Bragg Stockton	8	174	68	106	0	.391
1948	Dalton Albert	1	8	2	6	0	.250

CONFERENCE WINNING PERCENTAGE

(minimum five seasons)

Years	Coach	Years	G	W	L	T	Pct.
1995-10	Rayner Noble	16	429	259	170	0	.603
1950-74	Lovette Hill	13	121	69	52	0	.570
2011-	Todd Whitting	13	289	151	137	1	.522
1975-86	Rolan Walton	11	265	129	136	3	.492
1987-94	Bragg Stockton	8	174	68	106	0	.391



ALL-TIME ROSTER

Current players are listed in **bold**.

- A -

ABELN, Derek	2021
ABENDROTH, Randy	1977-78
ABRAHAM, Ty	2019
ACHILLES, Jeff	1981-82
ACOSTA, Julio	1976
AGUILAR, Clay	2018-20
AHRENS, Keith	2000-02
ALEXANDER, Mark	1978-80
ALLEN, Mike	1962-64
ALLEN, Sean	1998-01
ALMENDAREZ, Chris	1995
ALMENDAREZ, Luke	2020-22
ALTMAN, Thad	1976-77
ALTOBELLI, John	1984-85
ALVAREZ, Julio	2001
ALVEY, John	2021
ANASTAS, Alex	2010
ANSLEY, Joel	2010-11
APPLING, Landon	2011-14
ARBOLIDA, Cary	2023-present
ARANDA, Jeremy	2006
ARANDA, Josh	2006
ARGUELLO, Abe	1997
ARNOLD, Gerald	1949
ARNOLD, Richard	1955-57
ARNOLD, Tommy	1973-75
ARNOLD, Zach	2022-23
ARRINGTON, Claude	1952-54
ATKINSON, Kyle	1987-88
ATKINSON, Neil	1990-92
AUBIN, Larry	1972
AYERS, Kyle	2023

- B -

BAILEY, David	1978
BAILEY, Eugene	1947
BAKER, Brett	1981-82
BAKER, Everette	1964-66
BAKER, Ronald	1966
BALDWIN, Damon	1985-86
BALL, Tom	1970-72
BANISTER, Jeff	1986
BARBER, Dravin	2021
BARGER, Jim	1969-70
BARHAM, Mark	1994
BARKER, Caleb	2013-14
BARTEL, Darrin	1984
BARTLE, Shawn	1992
BARTLETT, Charlie	2017-18
BARTLEY, Bret	1989-90
BARTOLOTTA, Marc	1986
BASSO, Mike	1984-86
BAUTSCH, Ken	1965
BAYLESS, Tristen	2019-21
BEARD, Jay	1976-79
BECKER, Adam	2021
BEECH, Matt	1993-94
BELCIK, Andy	2021
BELL, Bobby	1980-81
BENAVIDES, Al	1989-91
BENJAMIN, Samuel	2021-22
BENTLEY, Brent	1979-82
BERGER, George	1962-64
BERGHAIER, Steve	1970-71
BERTILLION, Daron	2001-02
BETHEA, Jim	1956-58
BETTERS, Joe	1990-93
BIANCO, Drew	2023
BICE, Brent	1995
BIDWELL, Don	1956
BIELAMOWICZ, Tyler	2017-21
BILLINGSLEY, Joe	1975-77
BISCHOF, Mike	1985
BISHOP, Webb	1957
BITTER, Jarrod	1998-00
BLACK, Tony	1972-74
BLACKLEDGE, Robert	1964
BLAIR, Brian	1991-93
BLAIR, Cameron	2002
BLAYLOCK, Isaiah	2020-21
BLOUNT, Kirk	1995
BLUHM, Adam	2003

BLUM, Billy	1977-78
BOAZ, Mike	1983-84
BOEGER, Robert	1963-64
BOLLMAN, Mike	1972-75
BOND, Glenn	1948-49
BOND, Nolan	2016-19
BONNOT, Ryan	2012-13
BOON, Herbert	1949-51
BOON, John	1949-51
BOONE, Clayton	2006
BORON, Steve	1974-75
BORSKI, Jim	1964-66
BOTT, Nick	2003-04
BOURN, Michael	2001-03
BOWERMAN, Zach	2023
BOX, John	1995-96
BOYD, Foy	1953
BOYD, Kevin	1994-95
BOYLES, Bryan	1993-94
BRADEN, Curtis	1949-50
BRADLEY, Matt	1987-88
BRADSHAW, Ronnie	1985
BREEDING, Stefan	1994
BREEN, Patrick	2004
BRENNER, Keith	2012-13
BRESLIN, Mike	1978-82
BRETZ, Sean	2019-21
BREWER, Kade	2022
BREWER, Omar	1987
BREWER, Rick	1966-67
BREWER, Steve	1970-73
BREZINA, Robert	1961
BRINKMAN, Greg	1993-84
BROCKWAY, Jeff	1977-78
BROOKS, Eric	2010-11
BROWN, Aaron	2005-07
BROWN, Bobby	1990
BROWN, George	1947
BROWN, Josh	2021
BROWN, Larry	1984
BROWN, Ron	2018-19
BRUCE, Barrett	2008
BRUCE, Cole	2002-04
BUCHANAN, Greg	2003
BUMPAS, John	1965
BURCKEL, Brad	2019-21
BURCKEL, Brandon	2022-23
BURESH, Garth	1989
BURGER, Jason	2022
BURKE, Erick	1998-99
BURRIS, Bo	1967
BUJCH, Hulén	1949
BUSH, Tommy	1949
BUTEAUX, Shane	1993-94
BUTKIEWICZ, Colin	2015
BYERS, Robby	1983
BYRUM, Terry	1978-80

- C -

CAIN, Brett	2020
CALDWELL, Bunky	1959-61
CAMARILLO, Joe	1970-71
CAMPBELL, Greg	1991
CAMPBELL, Jacob	2013-16
CAMPISE, Sam	1949-50
CAMPO, Al	1961-63
CANIZARES, Matt	2023
CANNON, John	2009-12
CANTU, G.J.	1965-67
CARAWAY, Brandon	1997-00
CARLISLE, Ricky	1965
CARR, Dustin	1994-97
CASEY, Clay	2016
CASEY, Colby	2021-22
CAULEY, Pat	1993-94
CAVANAUGH, Kenny	1989
CERNY, Mark	1988-89
CESARIO, Jimmy	2007-08
CESARIO, Joey	2009
CHAMBERS, Dan	1972-74
CHAMPION II, Wendell	2016-19
CHANNING, Kyle	1982-83
CHERRY, Brad	2004
CHERRY, Derrick	2019-22
CHERRY, Jimmie	1975-76, 78-79

CHO, Hyung	2001-03
CHRISTIANSEN, Bob	1983
CITELLI, Cade	2023-present
CLARK, Ed	1984-85
CLARK, Mike	1970-71
CLARK, Rusty	1970
CLATTERBUCK, Bobby	1952-54
CLAYTON, Logan	2022
CLOEREN, Dereck	2007-08
COAKLEY, Cole	2014
COBB, Taylor	2014-15
COKER, Larry	1984-87
COKINOS, M.P.	2010-11
COLDIRON, Cooper	2017-18
COLEMAN, Josh	2022
COLLINS, Nick	2023-present
COLLUM, Randall	1998
COLQUITT, James	1970
COLQUITT, Keith	2006
CONLEE, James	2010
COOLEY, Brett	2002-04
COOPER, Preasley	1965-66
COPELAND, Jeff	1978-79
COROLLA, Frank	2009
COUGOT, Travis	2006
COY, Fred	1975
CRAIN, Jesse	2002
CRAWFORD, Danny	1996
CREECH, John	1991
CREEL, Matt	2010-11
CROSEY, William	1950
CROWELL, Kyle	1998-00
CRAYER, Chase	2015
CUMBIE, Trey	2016-18
CUMMINGS, Steve	1985-86
CUNDIFF, William	1950
CUNNINGHAM, Braedyn	2023-present
CURRIER, Bryan	1990

- D -

DANNELLEY, Jackson	2022
DARTER, Keith	1989-90
DATHE, Dax	2020
DAVID, Mark	1977
DAVIS, Joe	2016-19
DAVIS, Jonathan	2011-13
DAVIS, Robert	1959
DEAN, John	1953-55
DECKER, Steve	1985
DECUIR, Clint	2003
DEESE, Jaycob	2021-22
DEJESUS, Coby	2023-present
DeLEON, Henry	1988
DEMPSAY, Chase	2008-11
DENICOLA, Nick	2022
DEPOY, Brad	2004
DEWEY, Arnold	1966
DICKERSON, Derek	2015-16
DICKMAN, Mark	1982-83
DIETRICH, Derrick	1990-92
DIEUDONNE, Robert	1997-00
DILLAHAY, Art	1996
DILL, Dakota	2010-11
DIXON, Jason	1994
DOLZEL, Steve	1986-87
DOLLAR, Ryan	2023-present
DOMINGUE, Garrett	2014
DORNAK, Brad	1994-95
DOTSON, Danny	1957
DOWDY, Kyle	2014-15
DRABEK, Doug	1981-83
DRAPELA, Billy	1987
DREZEK, Graysen	2023-present
DUBE, Billy	1956-58
DUFFY, Jack	2023
DUNN, Patrick	2021-22
DUSCHINSKI, Tom	1972-74

- E -

EASTMAN, Ryan	2011
EDMONDSON, Ryme	2021
EDWARDS, Hunter	2017-18
EGAN, Tommy	2023
EKNESS, Josh	2023
ELIZONDO, Ryan	1994

ELLIOT, Paul	1986
ELLIS, Lloyd	1948-49
EPPS, Riley	1983-84
ESAU, Brett	2019
ESHELMAN, Vaughn	1990-91
ETZEL, Landon	2017-19
EVANS, Larry	1957-59

- F -

FANASSELLE, Felix	2007-08
FARRINGTON, Matt	2003-06
FARROW, Jason	1995
FAUGHT, Austin	2001-02
FERGUSON, Cole	2020
FERTITTA, John	1986-87
FERRELL, Matt	1996-97
FINCANNON, Bill	1973-74
FISHER, Virgil	1960-62
FLANAGAN, Billy	1948
FLETCHER, Aaron	2015-18
FLORES, Gene	2001-05
FLORES, Luis	2006-07
FLOYD, Morgan	2008
FLYNN, Don	1955-56
FOJT, Jason	1993
FORD, Tyler	2013-14
FORSYTH, Braden	2023
FOSTER, Buzz	1963-64
FOUKE, Bob	1963-65
FOUST, Darin	1990-91
FRAGA, Felix	1949-52
FRANCESCON, Barney	1963
FRANCESCON, Louis	1989
FREE, Steve	1964
FREEMAN, Ricky	1991-94
FRESE, Ken	1982
FRENCH, Robert	1965
FUENTES III, Rey	2017-19
FULMER, Ashford	2012-15
FUERST, Dustin	2011-12

- G -

GALVIN, David	1993
GARCEAU, Tony	1987
DAVIS, Aty	1983
GARCIA, Isa	2006
GARCIA, Robert	1985
DEAN, John	2022
GARDNER, Mike	1973-75
GARIBAY, Guy	1982-85
GARIDEL, Ronald	1958-60
GARRETT, David	1980
GARTZ, Taylor	2002-04
GARZA, Aaron	2012-15
GARZA, Charlie	1974-77
GARZA, Randal	2020
GASPARD, Mitch	1986-87
GASSER, Robert	2020-21
GAYLORD, Patrick	2004
GIBSON, Mike	1973
GIBSON, Zack	2012
GIESECKE, Mark	1993-94
GILBERT, Dicky	1974
GILBERT, Mike	1968-71
GLOS, Brady	2005-06
GOCHENOUR, Jordan	2019
GOOLSBY, Ross	1988-89
GONZALEZ, Roland	1985
GOODNIGHT, Michael	2009-10
GOOLSBY, Austin	2007-08
GORE, Edward	1961
GOUDEAU, Robert	1990-93
GRACEY, Austin	2010-11
GRAHAM, Kim	1975
GRAY, Brad	1995
GRAY, Tyler	2023-present
GRAYSON, Casey	2012-14
GREEN, Freddie	1959-61
GREEN, Tanner	2019-20
GREGG, David	1949-51
GREGG, David	1949-51
GREIN, Jared	2001
GRILLI, Robert	2015-16
GRIMES, Mark	1983-85
GRIMSLEY, John	2017



ALL-TIME ROSTER

GUTHRIE, Kelly 1983
GWIN, Jack 1947

- H -

HAAS, Ike 1976-77
HAAS, Jeff 1992
HAGGARD, Chris 1994
HALL, Mark 1982-83
HAMIL, Rayford 1956-58
HAMILTON, Brian 1993-94
HAMILTON, David 1994-95
HAMMACK, Taylor 2008-11
HAMPTON, Jeff 1996-97
HANCOCK, Shea 2004-07
HANTA, Carlton 1952-54
HARDIN, Larry 1963
HARDING, Barry 1965
HARDING, Mark 1972
HARGROVE, Ricky 2005-08
HARRIS, Brett 2017
HARRIS, Bryan 2000-03
HARRISON, Tom 1989
HARROD, Jeff 1982
HART, Jason 1991-92
HARTSELL, Jolly 1949-50
HATCH, Mike 1993-94
HATCHER, Johnny 1970-73
HATFIELD, Kenny 1977
HATTINGH, Griffin 2018
HEBERT, Ken 1966-67
HEETER, Jack 1983
HEINE, Bob 1978-80
HEINEMANN, Tim 1983
HENDERSON, Brian 2001-03
HENDERSON, Eddie 1970-71
HENRY, Bill 1947
HENRY, Carter 2017-21
HENSLEY, Earl 1947-50
HERNANDEZ, Bo 1994-96
HERNANDEZ, Dominic 1996
HERNANDEZ, Matt 2012-13
HERNANDEZ, Nick 2016
HERNANDEZ, Ryan 2020-22
HEWES, Pat 1985-86
HICKS, Robert 1995
HIGGINS, Broc 1981-83
HIGGINS, Mike 1975
HIGGS, Don 1963
HILL, Bryson 2020
HILL, Don 1968-71
HILL, Chris 1996
HILL, Walter 1967-69
HILL, Wayne 1966-68
HINES, Larry 1972
HINES, MacGregor 2021
HINOJOSA, Fred 1987-90
HOLDER, Cecil 1957-58
HOLIK, Mike 1984-85
HOLLAND, Chad 1993-94
HOLLAS, Bobby 1976-79
HOLLIS, Connor 2014-18
HOLLMAN, Bobby 1949-52
HOLT, Cecil 1964
HOLUB, Braeden 2015
HOOKER, Mark 1988-89
HOOPER, Matt 1999-02
HOOVER, Jesse 2012
HOPKINS, Ross 1961
HORNING, Jace 1983
HOUSE, Mickey 1988
HOWTON, Bruce 1947
HUDDLESTON, Brian 1986-87
HUGGINS, Ryne 2021
HUGHES, Wesley 1951
HUMPHREYS, David 1989-90
HUMPHREYS, Ken 1975-76
HUNTSMAN, Scott 1981
HURDSMAN, Brayson 2017-20
HURRY, Billy 1973-75
HUSMANN, David 1975-76
HYLAND, Kobe 2019-20
HYNES, Spencer 2019-20

- I -

IBRAHIM, Ramy 1994

INDELICATO, Angelo 1962
INGLE, Mike 1984-85
INGRAM, James 1973-76
IRIART, Chris 2015
ISBELL, Frank 1987-88

- J -

JACKSON, Alex 1997-00
JACKSON, Nathan 2014, 2016
JACOBS, Price 2012-13
JACOBSON, Jeff 1981-82
JENKINS, Travis 2011-12
JENSEN, Chase 2011-12
JEZERSKI, Mike 1950-53
JOHNSON, Joe 1988
JOHNSON, Rob 2004
JOHNSON, Rod 1969
JOHNSON, Scott 1988
JOHNSTON, Richard 1959
JONES, Brett 1993
JONES, Joe 1950-52
JORDAN, Alex 1969
JORDAN, Jack 1955
JOSEPH, Chris 2005-07
JOSEPH, Donnie 2007-09
JUERGENSEN, Spencer 2018
JULKS, Corey 2015-17

- K -

KAISER, Tommy 1971-74
KANADA, David 2017
KANKEL, William 2009-10
KASOWSKI, Marshall 2015-16
KAY, Cory 2012
KEATHLEY, Derek 1987
KELSO, Blake 2008-10
KEISTER, Harry 1952
KEITHLEY, Scott 1996-97
KENNEDY, Fred 1948-49
KIMBLE, Glen 1991-92
KINCAID, Irl 1972-75
KING, John 2016-17
KINGSBURY, Dustin 2004-07
KINZY, Jud 2016
KIRBY, Greg 1976-77
KIRCHNER, Jason 1999-00
KIRK, Kyle 2013
KIRKLAND, Robb 1996-97
KLOSTERMAN, Chris 2001
KMIECIK, David 1984-85
KOHLEER, Scott 1991-93
KOPYCINSKI, John 1972-75
KOSSICK, John 1979
KOVAR, Steve 1977-78
KRAMPITZ, Mark 1979-80
KRAUS, Danny 1963-64
KUBECKA, Kevin 2013
KUBIAK, Larry 1965-66
KUCHITA, Mike 1985
KUZINAR, Paul 1986

- L -

LACALAMETO, Kyle 2022-present
LACKIE, Jeff 1993
LAIRD, Barry 2006-10
LANGFORD, Ken 1954-55
LANGLIE, Ted 1959
LANTRIP, Andrew 2014-16
LARSON, Dan 1983-84
LATIMER, Brady 2013
LAVESPERE, Mark 1981-82
LAWSON, Tanner 2016
LAZZARO, Matt 2021
LEDBETTER, Billy 1955-56
LEE, Danny 1974-75
LEE, Eric 1997-00
LEE, Jay 1968-70
LEE, Randy 1988-89
LEHNERTZ, Eugene 1947-48
LEMOINE, Jake 2013-15
LEONETTI, Damon 1968-69
LESTER, Dylan 2017-18
LEVERETTE, Craig 1989-90
LEWIS, Greg 1993
LEWIS, Jordan 2011-12

LEWIS, Phil 1990-93
LILE, Ken 1952-54
LILES, Greyson 1992
LINCOLN, Brad 2004-06
LITTLEFIELD, Tyler 2018
LOCKHART Jr., Lael 2017-20
LOCUS, Matt 2014
LOGAN, Brett 2002-06
LOHR, Ronnie 1964-66
LONG, R.D. 1992
LONGVILLE, David 2014-15
LOONEY, Layne 2020-21
LOPASKY, Joe 1964
LOPEZ, Alberto 2008
LOPEZ, Alex 2022-present
LOPEZ, Donny 1977-79
LOPEZ, Fred 1990-91
LORMAND, Ryan 2007-08
LOTT, Malachi 2022-23
LOVELACE, Kyle 2018-21
LUCAS, Gabe 2001-03
LUCAS, Ike 1965-67
LUENEBURG, Jacob 2012-14
LUKISH, Tom 1977-79
LUTZ, Bill 1947-48
LYSSY, Thomas 2023-present

- M -

MADDOX, Mike 1972-75
MAGRE, Pete 1990-91
MAGLIOLLO, Tyler 2011
MAHONEY, Rick 1973-75
MALDONADO, Evan 2021
MALESKI, Tom 1994-95
MALLET, Lane 1988
MANBECK, Mark 1996-97
MANNISTO, Jordan 2011-12
MARIK, Tommy 1996-97
MARKLE, Pete 1960
MARTIN, Billy 1957
MARTIN, Brian 2003-04
MARTIN, Larry 1969-72
MARTINEZ, Joaquin 1996
MARUCCI, Gino 2014-16
MASSEY, Mark 1983-84
MATZKE, J.J. 1993
MAXWELL, Bubba 2014-16
MAYBERRY, Kenny 1989
MAYO, Hunter 2019
MAYS, Travis 2003-04
McADOO, Duncan 1997-00
McCASLIN, Steve 1987-88
McCLAIN, David 2008-09
McCLAUGHRY, Jeremy 1994-95
McCULLOCK, Alec 1978-79
McDANIEL, Eugene 1947
McDONALD, Jason 1993
McDONALD, Jon 1995-98
McDOUGALL, Mark 1986
McGEE, Jimmie 1962-64
McGILL, Greg 1988
McGONIGLE, Mark 2005-06
McKINNEY, Lonnie 1974-78
McLAIN, Bill 1970-72
McLEMORE, Sean 2005-06
McLEOD, Scott 1996-97
McMEANS, Trenton 2018
McMILLAN, Cam 2020
McMILLAN, Cole 2019
McMILLAN, Ian 2018-23
McMILLAN, William 1963
McVEY, Elliot 1965
McVEY, Marty 1968
MEDRANO, Mike 1996-99
MEDRANO, Nathan 2022
MELEBECK, Aaron 1999-00
MENDOZA, Dennis 1987
MENDOZA, Rey 2020-22
MILAM, Brandon 1995-96
MILLER, Aleck 1988
MILLER, Maddux 2021-23
MINIELLY, David 1979-80
MINTER, Drew 2018-19
MINTURN, Mike 1981-82
MITCHAMORE, Eddie 1960-61

MITCHELL, Nathan 1999-02
MITCHELL, Sam 2001-03
MOCK, Garrett 2003-04
MONACY, Jordan 2017
MONTALBANO, Tony 2009
MONTEMAYOR, Justin 2013-16
MOREHOUSE, Codey 2009-12
MORSE, Cody 2022
MOORE, Austin 2015
MOORE, Bryan 1998-99
MOORE, Carroll 1967
MOORE, James 1950-51
MORALES, Chris 2012
MORGAN, Fred 1958-59
MORRIS, Caleb 2016
MOTA, Benny 1984-85
MUNO, Kevin 1979-80
MURRAY, Justin 2023-present
MURPHY, David 2008-11
MURPHY, Matt 2008-10
MURPHY, Mike 1993-94
MUSIC, Wes 2006-09
MUSOLINO, Mike 1986
MUSSLEWHITE, Stuart 2002-04

- N -

NANCE, Shane 1997-00
NEILSEN, Jeff 1978
NELSON, Bill 1976
NELSON, Gary 1958-60
NEWHOUSE, Ronnie 1966
NEWSOME, Jack 1956
NICKENS, Cameron 2022-present
NIXON, Ricky 1980
NOVAK, Mike 1972
NOBLE, Rayner 1980-83
NOESSEL, Conrad 1964

- O -

OLIVER, Dale 1980-82
O'DONNELL, Brendan 2023-present
O'DONNELL, Dan 2000
O'NEAL, Art 1983
OSBORN, Reed 2020
OSBURN, Doug 1953-55
OTHOLD, Elroy 1970-74
OTT, Kyle 2018
OUSLEY, Steve 1991

- P -

PACIOREK, Tom 1966-68
PADGETT, Grayson 2016-19
PADIA, Pete 1990
PAPANTONIS, Andrew 2020-21
PAPPAS, George 2015-16
PAPVASILOU, Thanos 2001-04
PARDO, Ben 1988-89
PARRETT, Taylor 2022
PASCHAL, Rich 1993
PATTERSON, Chad 1984
PAYNE, Jimmy 1965-66
PAYTON, Lou 1951-52
PEEK, Kirby 2014
PEKAR, Jason 1998-00
PENDERGRASS, Will 2021
PENNEY, Tom 1979-80
PEREZ, Carlos 1992-95
PERKINS, Arthur 1947
PESEK, Eric 2010
PETERS, Bob 1959-62
PETERS, Frankie 1953
PETERS, Kevin 2010
PETTIT, Art 1963
PETTITTE, Jared 2017-20
PHELPS, Travis 2023
PHILLIPS, Doug 1975-76
PHILLIPS, Steve 1976
PIEPER, Charlie 1957-59
PIERCE, David 1984-85
PINCKNEY, Leyton 2021
PIPER, Logan 2012-13
PIROZZOLO, John 2002
POECK, Chad 1995
POLASEK, Joe 1965
PONCEDELEON, Daniel 2013



ALL-TIME ROSTER

PORTER, Ralph	1947
POST, Dylan	2020-23
POST, John	1968-70
POUNDS, Bryan	2005-08
PRAYER, Cameron	2021-22
PRESLEY, Zak	2007-10
PRICE, Don	1955-57
PRICE, Nate	2023
PRIEST, Denton	1947-48
PRUITT, Austin	2012-13
PRUETT, Bill	1962-64
PULIDO, Joey	2017-18
PULIDO, Mike	1987-88
PUTMAN, Rickey	2003-04
PYEATT, Michael	2012-16

- R -

RANDELL, Donnie	1978-79
RAMSEY, Caleb	2008-11
RANDEL, Ryan	2018-19
RANFT, Howard	1959
RANKIN, Bobby	1955
RASBERRY, Eric	1988-89
RATCLIFF, Frankie	2013-14
RAVIELE, Jimmy	2006-09
RAY, Jared	2008-12
REDDEN, Tucker	2018
REED, Chris	2015-16
REED, Jack	1951-53
REED, Shannon	1988
REESE, Don	1959
REEVES, Steve	1972-75
REISS, Michael	2001
REISS, Steven	2001
REITTINGER, Mike	1972-73
RENFROW, Daryl	1994-95
REYES, Carlos	2008-09
REYES, Jose	2016
RHODES, Mike	1987-88
RHODES, Reggie	1986
RICE, Ian	2015
RIGSBY, Kyle	1994
RIHA, Ellery	1958-59
RILEY, Rob	1981-82
RIOS, Bruce	1996-99
RIPPLE, Jim	1969-71
RIVAS, Steven	2020-21
RIZZO, Charlie	1981-83
ROBERSON, Eli	1978
ROBERTS, Kevin	2003-05
ROBERTSON, Luke	2022
ROBINSON, Jared	2014-15
ROEDAH, Devon	2019
ROGERS, Jim	1996
ROMERO, Brant	1995
ROMERO, Seth	2015-17
ROSE, Phil	1967-69
ROZNOVSKY, Brandon	2004
RUBEN, Alvin	1978-79
RUCKER, Dylan	2013
RUDY, Kyle	2004
RUNSER, Greg	1998, 2000
RUNTE, Jake	2009-12
RUPP, Kevin	1975-77
RUPP, Nick	2020
RUSSELL, Gene	1953
RUWALDT, Ray	1957
RYDEN, Karl	1996
RYHLICK, Michael	2022

- S -

SANFORD, Keegan	2012
SATCHER, Larry	1966-69
SAUCEDA, Matt	2005
SAVARINO, Billy	1953
SAVARINO, Billy	1983
SCALISE, Anthony	2002
SCHAEINER, Jake	2017
SCHIRO, Joe	1958-59
SCHMITZ, Paul	2023-present
SCHNEIDER, Jeff	1994
SCHOENVOGEL, Jacob	2023-present
SCHREIBER, Jason	1996-97
SCHROEDER, Rick	1973-77
SCHROEDER, Russ	1971-74

SCHUBERT, Mark	1980
SCHULTEA, Jack	1952-54
SCHULTZ, Blake	2021
SCHULTZ, Kyle	1986-87
SCHULZE, Philip	1992
SCHWARTZ, Richard	1968-70
SCHWEITZER, Tyson	1999-00
SCOTT, Chris	1993-95
SCOTT, Scottie	1997-98
SEARS, Ben	2021-22
SEARS, Merek	2023-present
SEBERGER, Steve	1982-83
SHAFFER, Bobby	1972
SHANNON, John	1977-80
SHARP, Scott	1973
SHAVER, Brian	1991
SHELDON, Scott	1988-91
SHIFLETT, Tanner	2010
SHINDLER, Jim	1955-56
SHIPLEY, Allen	1953-55
SHIRLEY, Chuck	1981
SHIRLEY, James	1963
SHIRLEY, Robert	1963
SHOEMAKER, Greg	1977-78
SILMAN, James B.	1967
SIMMS, Joe	1985
SIMONS, Jeff	1976-78
SIMPSON, Brett	1987-88
SKOG, Jack	1965
SKREHOT, Shaun	1997-98
SLAUGHTER, Grant	2013
SLAUGHTER, Nick	2017-18
SMAJSTRLA, Rusty	1989-92
SMIGA, Jason	1995
SMITH, Daniel	2013
SMITH, Dawson	2022
SMITH, Van	1965-67
SNOOK, Josh	2001
SNYDER, Chris	2000-02
SNYDER, Rusty	1979-81
SOLIS, Steve	1996
SOMA, Mark	1985-86
SOUTH, Mike	1987
SOUTH, Trey	1983-84
SOWERS, Scott	1986-87
SPARKMAN, Jim	1967-69
SPERRING, Jayme	1998-99
SPIVA, Darrell	1947
SPREITZ, Don	1972
SPREITZ, Steve	1970
STACKS, Kendall	2012
STADING, Jordan	2014-16
STAUFFACHER, Stuart	1983-85
STEPHENS, Morgan	1995-97
STEVENS, Mark	1972-75
STEWART, Aaron	2012-14
STEWART, Jake	2004-08
STEWART, Josh	1994
STILL, Ryan	2010-11
STIRNEMAN, Josh	2006-07
STOCKTON, Russell	1988-91
STONE, Bobby	1988-91
STONESTREET, Pete	1960-62
STRELAU, Lawrence	1966-68
STUCKEY, Ty	2008-11
SULLIVAN, Brad	2001-03
SUMERLIN, Austin	2004-05
SUNDGREN, Trevis	2018
SUPAK, Jody	1986-87
SURRATT, Jamie	1992
SURVANCE, Kyle	2013-15
SWEETEN, Paul	1956-57
SWINDELL, Corky	1982-83
SWINDELL, Jeremy	1997-98
SYFERT, Justin	1998-99
SYKES, Jerret	1997-00

- T -

TALLEY, Bill	1972
TAUZIN, Jon	2016
TAYLOR, Kirk	1992-93
TAYLOR, Larry	1969-72
TAYLOR, Matt	2008-09
TAYLOR, Ron	1964
TAYLOR, Zac	2015-16

TEMKO, Brian	2005-06
TEMPLE, Henry	1955
TEMPLETON, Scott	1965
TERRILL, Phillip	1971
THEISS, Wes	2012
THOMAS, Johnathon	2019-21
THOMAS, Max	1968
THOMPSON, Andy	1991-92
THOMPSON, Richard	1956-58
THOMSON, Thomas	1960-61
TIEDT, Weldon	1954
TOMLINSON, Goefrey	1995-97
TOOMBS, Art	1967-69
TOPPING, James	1968
TORINA, Nick	1998-01
TORMOS, Samuel	2021-22
TORREALBA, Jose	2022-present
TORRES, Ricky	1987-90
TOUCHTON, John	2007-09
TOWNS, Brad	1994-95
TRACY, John	1965
TRACY, Tab	2022
TRAVERSO, Harry	1947-49
TREME, Chris	1989-92
TRENT, Tony	1988
TREVINO, Rey	1994-95
TREVINO, Skyler	2021-22
TRIAL, Travis	2010-11
TRIOLO, Jared	2017-19
TUCKER, Wayne	1954-56
TULIMERO, Anthony	2022-present
TULLY, Bryan	2005-08
TULLY, Travis	2003-05
TUMINSON, Jim	1981
TURNER, Randy	1983
TURNERY, Cole	2021
TYSON, Jeremy	1993

- U -

UHSE, Brandon	2021-23
ULLOM, Mitch	2016-17
UNDERWOOD, Robert	1947

- V -

VACLAVIK, Justin	2003-05
VALLOT, Richard	1977
VALENZUELA, Pete	1986-87
VANDERWEL, Bill	1985
VARNER, Matt	2004
VASQUEZ, David	1988-89
VELASQUEZ, Steve	1991-92
VICK, Gary	1986
VICKERS, Billy	1954-55
VICKERS, Bobby	1951-53
VIDALES, Josh	2013-16
VINSON, David	1971-74
VILLARREAL, Fred	2017-19
VONTUNGELN, Rob	1979-80
VRUGGINK, Ryan	2012-14
VUCELICH, Mitch	1956

- W -

WAGNER, Bubba	1956-58
WAGNER, Doyle	1958-60
WAGNER, Roy	1947
WAGNER, Ryan	2002-03
WAID, Billy	1993-94
WALLA, Rick	1971
WALKER, Bryson	2022-present
WALKER, Lonnie	1987
WALKER, Mike	1984-86
WALKER, Wes	1983
WALLACE, Chris	2007-10
WALLACE, Roy	1947
WALLER, Cody	2005
WALTER, Ryan	1995
WALTON, Rolan	1948-51
WAMBACH, James	1990-91
WARE, Ryan	1996-97
WATKINS, Bucky	1960-62
WATSON, Randy	1979-80
WATSON, Reid	2009-10
WAYLOCK, Chris	2013
WAY, Blake	2019-20
WEAVER, Evan	1947

WEBER, Ben	1989-91
WEIGEL, Patrick	2015
WEISS, Eddie	1948
WEISS, Gary	1977-78
WELLBROCK, Chase	2011-14
WENMOTH, Tom	1964-65
WERTZ, Tom	2008-10
WEST, Jared	2013-14
WESTON, Matt	2006
WESTPHAL, Wayne	1966-68
WHALEN, Stephen	2005-06
WHATLEY, Keith	1999-02
WHEELER, Ralph	1974-77
WHITE, Danny	1995
WHITE, Taylor	2009-12
WHITTING, Todd	1992, 94-95
WIED, Nathan	1994
WIDERHOLD, Clay	1996
WILEY, Mo	2009-12
WILKEN, Kris	1998-00
WILLEFORD, Jerry	1976
WILLHELM, Don	1950
WILLIAMS, Wade	1992-93
WILLIAMS, John	1983
WILLIAMS, Kori	2005-06
WILLIAMS, Trey	1967-69
WILLIAMS, Woody	1987-88
WILLINGHAM, Daniel	1999-00
WILSON, James	1959-61
WILSON, Max	1958-60
WINFIELD, Floyd	1950-51
WINGATE, Allonte	2016
WINTERS, Hayden	2021
WISNOSKI, Mark	1974-77
WISZ, Michael	2015
WOLOSON, Eric	1996
WONG, Connor	2015-17
WOODS, John	1949-50
WOODWARD, J.P.	1999-00
WOODWARD, Owen	2023-present
WORRELL, Bill	1964-66
WRIGHT, Chris	2005-09
WRIGHT, Dan	2023-present
WRIGHT, Gary	1983-84
WRIGHT, Jeff	1992-93
WRIGHT, Kerry	2022

- Y -

YOHO, Craig	2019-20
YOUNG, Anthony	1986-87

- Z -

ZAVALA, Zack	2023
ZELL, Danny	2002-03
ZELLER, Ronnie	1963-65



ASSISTANT COACHES

ALLEN, Sean	2002-07
ALTOBELLI, John	1987
ANDERSON, Frank	2013-17
ARGUELLO, Abe	1998, 2007
BARKER, Caleb	2017-19
BELL, Bobby	1983-84
BIELAMOWICZ, Tyler	2022-23
BLOUNT, Kirk	1999-00, 2004-08
BUNN, Kyle	2022-23
CAULEY, Pat	1995
COUCH, Trip	1990, 1995-00, 2011-17
CRESENDI, Jack	2011-12
DENNY, David	1987
DURHAM, Jim	1990
ESPOSITO, Sammy	2020-21
EVANS, Greg	2016
FULTZ, Frank	1985-86
GARDNER, Mike	1992-94
GARZA, Jorge	2006-10
GASPARD, Mitch	1988
GHUTZMAN, Butch	1975-76
GREIN, Jared	2002-04
HUDDLESTON, Brian	1988
KAISER, Tommy	1975
KIVETT, Ross	2022-
KELSO, Rob	2001
KENNY, Sean	2024-present
MAXEY, Rommie	2005
MILAM, Brandon	1997
NOBLE, Rayner	1988-91
PARIS, David	1998
PENDERGRASS, Rusty	1989-91
PETERS, Tim	1995
PIERCE, David	2001-02
REIDA, Matt	2024-present
ROONEY, Terry	2018-21
SCALISE, Anthony	2004
SHOTZBERGER, Ryan	2012-19
STOCKTON, Bragg	1981-83, 2002
STOCKTON, Russell	1992-94, 2009-10
STONE, Steve	1989
TAYLOR, Mike	2014-15
THON, Joe	2020-21
TROUT, Steven	2011
VAN HOOK, Kyle	1984-85
WALTON, Rolan	1988-93
WHITTING, Todd	1996-03
WILLIAMS, Wade	1994
WRIGHT, Jeff	1994



ALL-TIME JERSEY NUMBERS

Notes

HC -- Head Coach; AOC -- Associate Coach;
AC -- Assistant Coach; SAC -- Student Assistant Coach;
VAC -- Volunteer Assistant Coach

- 0 -

Table with 2 columns: Name, Year. Rows: Mike Little (1991), Shannon Reed (1988)

- 00-

Table with 2 columns: Name, Year. Rows: Mike Rhodes (1987), Dale Olliver (1984)

- 1 -

Table with 2 columns: Name, Year. Rows: Brandon Burckel (2022-Present), Andrew Papanonis (2020-21), Rey Fuentes III (2017-19), Robert Grilli (2015-16), Landon Appling (2011-14), Tom Wertz (2008-10), Travis Cougot (2006), Travis Tully (2004), Hyung Cho (2002-03), Dominic Hernandez (1996), AC Russell Stockton (1992-94), Russell Stockton (1988-91), Steve Dolezel (1986-87), Mike Ingle (1984-85), Corky Swindell (1982-83), Rusty Snyder (1979, 81), Thad Altman (1976), Tommy Arnold (1975), Larry Aubin (1970), Don Hill (1968), Van Smith (1965-67), Mike Allen (1962-64), Virgil Fisher (1961), Joe Schiro (1958-59), Cecil Holder (1957), Billy Ledbetter (1956), Bobby Hollmann (1951), Shorty Lehnertz (1948)

- 2-

Table with 2 columns: Name, Year. Rows: Drew Bianco (2023-present), Luke Almdarez (2021-22), Craig Yoho (2019-20), Jake Scheiner (2017), Michael Pyeatt (2012-16), Ryan Still (2010-11), Tony Montalbano (2009), Ryan Lormand (2007-08), Kori Williams (2005-06), Michael Bourn (2001-03), Justin Syfert (1998-99), Steve Solis (1996), Brad Gray (1995), Mark Giescke (1993-94), Todd Whitting (1992), AC Jim Durham (1991), Craig Shirley (1989), Greg McGill (1988), Omar Brewer (1987), Scott Sowers (1986), Dan Larson (1983-84), Brett Baker (1981-82), Mark Alexander (1980), Gary Weiss (1977), Trey Williams (1967-68), Jim Payne (1965-66), Cecil Holt (1964), Don Higgs (1963), Virgil Fisher (1962), Ross Hopkin (1961), Dick Johnston (1959), Al Hawthorne (1957), Jim Shindler (1956), Mike Jezierski (1951), Doug Salter (1948)

- 3 -

Table with 2 columns: Name, Year. Rows: Coby DeJesus (2023-present), Skyler Trevino (2021-22), Kobe Hyland (2019-20), Tucker Redden (2018)

Table with 2 columns: Name, Year. Rows: AC Frank Anderson (2013-17), Wes Theiss (2012), AC Trip Couch (2011), VAC Travis Tully (2009-10), Mgr. Nike Sheffer (2008), AC Sean Allen (2003-07), SAC Sean Allen (2002), Sean Allen (1998-01), AC Trip Couch (1995-97), Kyle Rigsby (1994), Paige Findley (1993), R.D. Long (1992), AC Trip Couch (1991), Pat Doyle (1989), AC Mitch Gaspard (1988), Mitch Gaspard (1986-87), David Pierce (1985), Larry Brown (1984), Billy Hurry (1975), HC Rolan Walton (1979), Richard Schwartz (1968), Ricky Carlisle (1965-66), Bob Fouke (1963-64), Angelo Indelicato (1962), Eddie Gore (1961), Buddy Garidel (1958-59), Curley Johnson (1957), Jack Newsome (1956), Doug Osburn (1953), Rolan Walton (1951), Harry Traverso (1948)

- 4 -

Table with 2 columns: Name, Year. Rows: Brandon Uhse (2021-23), Blake Way (2019-20), Cooper Coldiron (2017-18), Zac Taylor (2015-16), Cole Coakley (2014), Cory Kay (2012), Joel Ansley (2010-11), Wes Musick (2006-09), Patrick Gaylord (2004), Hyung Cho (2001), Shane Nance (1997-00), Jeremy McClaughry (1994-95), Robert Goudeau (1990-93), Gareth Buresh (1989), Randy Lee (1988), Larry Coker (1984-87), AC Bobby Bell (1983), Chuck Shirley (1981), Jay Beard (1976), Mark Stevens (1975), Ronnie Hudson (1970), Ronnie Baker (1966-67), John Bumpus (1965), Jimmy McGee (1963-64), Bucky Watkins (1961), Paul Sweeten (1956-57), Jack Reed (1951, 53), Corky Burns (1948)

- 5 -

Table with 2 columns: Name, Year. Rows: Anthony Tulimero (2022-Present), Brad Burckel (2019-21), Connor Hollis (2016-18), Garrett Domingue (2014), Codey Morehouse (2011-12), Blake Kelso (2008-10), Brady Glos (2005-06), Kyle Rudy (2004), AC David Pierce (2002), AC Brandon Milam (1997), Brandon Milam (1995-96), SAC Joe Better (1994), Joe Better (1990-93), Randy Lee (1989), AC Brian Huddleston (1988), Brian Huddleston (1987), Pat Hewes (1985), David Pierce (1984), Steve Seberger (1982-83), Bob Heine (1980), Ike Haas (1976-77), Charles Garza (1975)

Table with 2 columns: Name, Year. Rows: Rick Schroeder (1973), Ronnie Gabler (1968), G.J. Cantu (1965-67), Bob Boeger (1963-64), Emile Garidel (1963), James Shirley (1962), Al Campo (1961), Ellery Riha (1958-59), Richard Arnold (1956-57), Felix Fraga (1951), Eddie Weiss (1948)

- 6 -

Table with 2 columns: Name, Year. Rows: Rey Trevino (1994), AOC Rolan Walton (1989-93), Frank Isbell (1987), HC Rolan Walton (1985-86), Mike Holik (1984), Kelly Guthrie (1983), Mark Hall (1982), Irl Kincaid (1975), Tony Black (1974), Mike Clark (1970), Wayne Hill (1966-68), Ronnie Lohr (1964-65), Al Campo (1962), James Shirley (1961), Bob Davis (1959), Billy Dube (1956-58), Joe Jones (1951), Rolan Walton (1948)

- 7 -

Table with 2 columns: Name, Year. Rows: Zach Arnold (2022-23), Rey Mendoza (2021), Cam McMillan (2020), Landon Etzel (2017-19), Clay Casey (2016), Ian Rice (2015), Frankie Ratcliff (2013-14), Jesse Hoover (2012), Chase Dempsay (2011), AOC Russell Stockton (2009-10), Ricky Hargrove (2005-08), Stuart Musslewhite (2003-04), Keith Ahrens (2001), Rey Trevino (1995), SAC Wade Williams (1994), Wade Williams (1992-93), Ben Weber (1989-91), AC Rolan Walton (1988), John Fertitta (1987), Paul Elliott (1986), Mike Holik (1985), HC Rolan Walton (1981-84), Kevin Muno (1979), Ralph Wheeler (1975-76), John Post (1968), Larry Kubiak (1965-66), Bill Worrell (1964), Bunky Caldwell (1959, 61), Cecil Holder (1958), Don Price (1956-57), Carlton Hanta (1953), Herby Boon (1951), Denton Priest (1948)

- 8 -

Table with 2 columns: Name, Year. Rows: Santiago Garcia (2022), Steven Rivas (2020-21), Drew Minter (2018-19), Joey Pulido (2017), Josh Vidales (2013-16), Travis Jenkins (2011-12), Jimmy Raviele (2008-09), Dustin Kingsbury (2004-07), Sam Mitchell (2001-03), Kris Wilken (1998-00), Ryan Ware (1996-97), SAC Pat Cauley (1995), Pat Cauley (1993-94), Greg Campbell (1992), Fred Hinojosa (1988-90), Keith Graham (1987), Brian Huddleston (1986)

Table with 2 columns: Name, Year. Rows: Benny Mota (1984-85), Robby Byers (1983), Jim Tumlinson (1981-82), Randy Watson (1980), Randy Watson (1979), Mike Maddox (1975), Steve Spretz (1970), Max Thomas (1968), Arnold Dewey (1966), Joe Polasek (1965), Alex Ramirez (1965), George Berger (1962), Eddie Mitthamore (1961), Charlie Pieper (1957-59), Odie Tucker (1956), Frankie Peters (1953), Foy Boyd (1953), John Earl Boon (1951), Sidney Duran Jr. (1948)

- 9 -

Table with 2 columns: Name, Year. Rows: HC Todd Whitting (2011-Present), Chase Dempsay (2008-10), Luis Flores (2006-07), Garrett Mock (2003-04), HC Rayner Noble (1995-99), Carlos Perez (1992-94), AC Rayner Noble (1988-91), Scott Sowers (1987), Mark Soma (1985-86), Phil Addison (1984), Rayner Noble (1980-83), Jim Barger (1970), Ike Lucas (1965-67), Ron Taylor (1964), Bill McMillan (1962), Jimmy Wilson (1961), Howard Ranft (1959), John Cundiff (1957-58), John Winters (1956), Gene Russell (1953), Lou Payton (1951), Tom Tyson (1948)

- 10 -

Table with 2 columns: Name, Year. Rows: Cary Arbolida (2023-present), Rey Mendoza (2022), Evan Maldonado (2021), Bryson Hill (2020), Connor Wong (2015-17), AC Ryan Shotzberger (2012-14), David Murphy (2011), Codey Morehouse (2009-10), Austin Goolsby (2007-08), Isa Garcia (2006), Gene Flores (2001-05), Aaron Melebeck (1999-00), Shaun Skrehot (1997-98), Chris Hill (1996), Carlos Perez (1995), Anthony Mohler (1994), Shawn Bartle (1992), Glen Kimble (1991), Keith Darter (1989-90), Henry DeLeon (1988), Dennis Mendoza (1987), Jody Supak (1986), Mike Boaz (1983-84), Todd Ostrominski (1982), Terry Byrum (1980), Greg Kirby (1976), Chico Silman (1967), Jim Borski (1964-66), Al Campo (1963), Eddie Gore (1962), Jimmy McGee (1962), Freddie Green (1959, 61), Dickie Thompson (1956-58), Floyd Winfield (1951), Fred Kennedy (1948)

- 11 -

Table with 2 columns: Name, Year. Rows: Braden Forsyth (2023-present), Nick DeNicola (2022), AC Terry Rooney (2018-Present)



AC Trip Couch 2012-17, Dakota Dill 2010-11, Chris Wright 2005-09, SAC Anthony Scalise 2004, Anthony Scalise 2002, AC Trip Couch 1998-00, Scott McLeod 1996-97, Tom Maleski 1994-95, Jeff Lackie 1993, Neil Atkinson 1991-92, Craig Leverette 1989-90, Jody Supak 1986-87, Joe Simms 1985, Todd Ostrominski 1984, Bob Christensen 1983, Mark Lavespere 1982, Tom Lukish 1979-80, Doug Phillips 1975-76, Larry Martin 1970, Larry Strelau 1966-68, Ken Bautch 1965, Steve Free 1964, James Shirley 1963, Bob Peters 1962, Bob Brezina 1961, Bubba Wagner 1958-59, Billy Martin 1957, Don Bidwell 1956, Claude Arrington 1953, Roy Wallace 1948

- 12 -

Ian McMillan 2018-23, David Kanada 2017, Jose Reyes 2016, Jared Robinson 2014-15, Ryan Bonnot 2012-13, Ryan Eastman 2011, Jake Stewart 2004-08, Gabe Lucas 2001-03, Brandon Caraway 1998-00, Goefrey Tomlinson 1995-97, Brian Hamilton 1993-94, Jason Hart 1991-92, A.J. Bass 1989-90, Eric Rasberry 1988, Woody Williams 1987, AC Frank Fultz 1985-86, Mark Massey 1983-84, Guy Garibay 1982, Tom Penney 1979-80, Kenny Humphreys 1976, Mike Bollman 1975, Steve Berghaier 1970, Art Toombs 1967, Presley Cooper 1965-66, Bob Blackledge 1964, Clifton Jubela 1963, Bucky Watkins 1962, Larry Evans 1957-59, Mitch Vucelich 1956, John Dean 1953, Bobby Vickers 1951, Glenn Bond 1948

- 13 -

Justin Murray 2023-present, VAC Tyler Bielamowicz 2017-23, Andrew Lantrip 2014-16, Jake Runte 2009-12, Jimmy Cesario 2007-08, Stephen Whalen 2005-06, Brett Cooley 2002-04, AC David Pierce 2001, Jerret Sykes 1997-00, Art Dillahay 1996, Michael Murphy 1994, Jamie Surratt 1992, Fred Lopez 1991, Bryan Currier 1989-90, Mark Hooker 1988, Damon Baldwin 1985, Charlie Rizzo 1981-83, Mark Schubert 1980, John Kossick 1979, James Ingram 1975-76

Jim Ripple 1970, Phil Rose 1967-69, Roy Benignus 1966, Scott Templeton 1965, Ronnie Zeller 1953, David Gregg 1951, Don Wilhelm 1948

- 14 -

Alex Lopez 2022-Present, AC Sammy Esposito 2020-21, Ron Brown 2018-19, Jordan Monacy 2017, Marshall Kasowski 2015-16, Matt Locus 2014, Daniel Poncedeleon 2013, AC Jack Cressend 2011-12, William Kankel 2009-10, Bryan Pounds 2005-08, Cole Bruce 2002-04, Ryan Elizondo 1994, Brian Blair 1991-93, Rusty Smajstrla 1989, Tony Trent 1988, AC John Altobelli 1987, Pat Hewes 1986, John Altobelli 1984-85, Jace Horning 1983, Bobby Bell 1980-81, Kevin Rupp 1976, Steve Reeves 1975, Jim Ripple 1969, Wayne Westphal 1966-68, John Tracy 1965, Bill McMillan 1963, Bob Peters 1959, 61, Jimmy Bethea 1956-58, Billy Savarino 1953, Wesley Hughes 1951, Earl Hensley Jr. 1948

- 15 -

Tommy Egan 2023, Taylor Parrett 2022, Tristen Bayless 2019-21, Trey Cumbie 2017-18, Chris Reed 2015-16, Chase Wellbrock 2011-14, Zak Presley 2007-10, Matt Farrington 2003-06, Julio Alvarez 2001, Alex Jackson 1997-00, Robert Hicks 1995, Chad Holland 1993-94, Derek Laws 1992, AC Steve Stone 1989, Mickey House 1988, John Fertitta 1986, Mark Grimes 1984-85, Rob Riley 1981-82, Jimmie Cherry 1976, 79, Mike Gardner 1975, Marty McVey 1968, Bo Burris 1967, Ronnie Lohr 1966, Jack Skog 1965, Buzzy Foster 1963-64, Cliff Jubela 1962, Gary Nelson 1958-59, Webb Bishop 1957, Earl Winters 1956, Allen Shipley 1953, Jim Moore 1951, Les Ammons 1948

- 16 -

Steve Ousley 1991, Wade Armistead 1990, Al Benavides 1989, David Vasquez 1988, Roland Gonzales 1985, AC Bobby Bell 1984, Doug Drabek 1981-83, Rob Van Tungeln 1980, Mark David 1977

Jimmie Cherry 1975, Carroll Moore 1967, Elliott McVey 1965-66, HC Lovette Hill 1951, 56-63, Bill Lutz 1948

- 17 -

Jack Duffy 2023-present, Jackson Dannelley 2022, Carter Henry 2017-21, Jordan Stading 2016, Austin Moore 2015, Daniel Smith 2013-14, Chase Jensen 2011-12, Reed Watson 2009-10, Felix Fanaselle 2007-08, Mark McGonigle 2005-06, Matt Varner 2004, Ryan Wagner 2003, Keith Whatley 1999-02, Dustin Carr 1994-97, Glen Kimble 1992-93, Al Benavides 1990-91, Bobby Stone 1988, Fred Hinojosa 1987, Allen Wendler 1986, Mike Bischof 1985, Greg Brinkman 1983, 87, Brent Bentley 1979-82, Rick Schroeder 1976, Kevin Rupp 1975, Bubba Hill 1967-69, Ronnie Newhouse 1966, Robert French 1965, Danny Kraus 1963-64, Emile Garidel 1962, Ernest Cotton 1961, Fred Morgan 1958-59, Dan Dotson 1956, Billy Joe Flanagan 1948

- 18 -

Cameron Nickens 2022-Present, Isaiah Blaylock 2020-21, Grayson Padgett 2016-19, Patrick Weigel 2015, Casey Grayson 2014, Keith Brenner 2012-13, Taylor Hammack 2008-11, Brad Lincoln 2004-06, Adam Bluhm 2003, Chris Snyder 2000-02, Erick Burke 1998-99, Joaquin Martinez 1996, Chris Scott 1993-95, Brian Shaver 1991, Thomas Harrison 1989-90, Woody Williams 1988, Billy Drapela 1987, Mike Musolino 1986, AC Kyle Van Hook 1984-85, Mark Dickman 1981-83, Charles Garza 1976, John Kopycinski 1975, AC Rolan Walton 1974, Steve Brewer 1970, Jay Lee 1968, Ron Stasny 1967, Bill Worrell 1966, George Berger 1964, Joe Lopasky 1963, Tommy Thomson 1961, Max Wilson 1958-59, Don Flynn 1956-57, Bobby Clatterbuck 1953, Tiny Ellis 1948

- 19 -

Josh Ekness 2023, Tab Tracy 2022, Will Pendergrass 2021, Brett Cain 2020, Jared Triolo 2018-19, Jared Pettitte 2017, Caleb Morris 2016, Taylor Cobb 2015

Ryan Vrugink 2012-14, Luke Moran 2011, Barry Laird 2008-10, Dereck Cloeren 2007-08, Keith Colquitt 2006, Taylor Gartz 2002-04, Cooper Vittitow 2001, Eric Lee 1997-00, Jim Rogers 1996, Daryl Renfrow 1995, Ramy Ibrahim 1994, Brett Jones 1993, Kirk Taylor 1992, Andy Thompson 1991, Brian Filosa 1990, Mike Pulido 1987-89, Stuart Stauffacher 1984-85, Jeff Harrod 1982, Mark Brogdon 1981, Kevin Muno 1980, Jeff Simons 1976, Rick Mahoney 1975, James Topping 1968, Rick Brewer 1966-67, Tom Wenmoth 1964-65, Barry Maret 1963, Emile Garidel 1963, Pete Stonestreet 1961-62, Bill Pruett 1962, Ted Langlie 1959, Rayford Hamil 1956-58

- 20 -

Kyle LaCalameto 2022-Present, Josh Brown 2021, Clay Aguilar 2018-20, Justin Montemayor 2013-16, Jordan Mannisto 2011-12, Chris Wallace 2007-10, Tom Williams 2006, Austin Sumerlin 2004-05, Brad Sullivan 2001-03, Kyle Crowell 1998-00, John Box 1995-96, Mike Hatch 1993-94, Greyson Liles 1992, Scott Sheldon 1990-91, Mike Rhodes 1988, AC David Denny 1987, Paul Kuzniar 1986, Guy Garibay 1984-85, Kyle Channing 1982, Brad New 1981, SAC Joe Billingsley 1979, Joe Billingsley 1975-77, Joe Camarillo 1970, Larry Satcher 1966-68, Bill Worrell 1965, Bill Pruett 1963-64, Ken Lile 1953

- 21 -

Kyle Ayers 2023, Jaycob Deese 2021-22, Jared Pettitte 2018-20, Seth Romero 2016-17, Aaron Garza 2012-15, Ty Stuckey 2008-2011, Aaron Brown 2005-07, Brad Cherry 2004, AC Todd Whitting 1996-03, Todd Whitting 1994-95, Scott Kohler 1991-93, Bret Bartley 1989-90, Lonnie Walker 1987, Robert Garcia 1985, Riley Epps 1983-84, Jeff Jacobson 1981-82, Fred Coy 1975, Tom Duschinski 1974, Tom Ball 1970, Jim Sparkman 1967, Everett Baker 1964-66, Barney Francescon 1963

**- 22 -**

Brandon Caraway	1997
Karl Ryden	1996
Brent Bice	1995
Matt Beech	1993-94
Jeff Wright	1992
Bobby Stone	1990-91
David Humphreys	1989
Matt Bradley	1988
Mike South	1987
Mike Walker	1984-86
Broc Higgins	1981-83
Bobby Brown	1980
Donnie Randall	1979
Randy Abendroth	1977
Jerry Willeford	1976
Kenny Humphreys	1975
Johnny Hatcher	1970
Tom Pacione	1966-68
Conrad Nossell	1964
Tom Thomson	1963
Bobby Vickers	1953

- 23 -

Cade Citelli	2023-present
AC Ross Kivett	2022-Present
Ryne Edmondson	2021
VAC Joe Thon	2020-21
Fred Villarreal	2017-19
Gino Marucci	2016
Ashford Fulmer	2012-15
VAC Steven Trout	2011
AC Jorge Garza	2006-10
Travis Tully	2005
Patrick Breen	2004
Travis Tully	2003
Josh Snook	2001
Bo Hernandez	1994-96
David Galvin	1993
Steve Velasquez	1991-92
Ricky Torres	1987-88, 90
Damon Baldwin	1986
Wes Walker	1983
Dale Oliver	1980-82
Bobby Hollas	1976-77, 79
John Kopycinski	1974
Mike Gilbert	1968, 70
Ken Hebert	1966-67
Wayne Harding	1965
Arthur Pettit	1963

- 24 -

Ryan Dollar	2023-present
Ben Sears	2021-22
Lael Lockhart Jr.	2018-20
Corey Julks	2015-17
VAC Mike Taylor	2014
Dustin Fuerst	2012
Kyle Bacak	2011
Matt Murphy	2008-10
Shea Hancock	2004-07
Greg Buchanan	2003
Nathan Mitchell	1999-02
AC David Paris	1998
Jason Smiga	1995
Stefen Breeding	1994
Jason McDonald	1993
AC Rusty Pendergrass	1989-91
HC Lovette Hill	1968

- 25 -

Hayden Winters	2021
Luke Almdarez	2020
Wendell Champion II	2016-19
Chris Iriart	2015
Kirby Peek	2014
Taylor White	2009-12
AC Kirk Blount	2005-08
Thanos Papavasiliou	2001-04
Duncan McAdoo	1997-00
J.J. Matzke	1993-94
John Creech	1990-92
Scott Sheldon	1988-89
Tony Garceau	1987
Paul Juzniar	1986
Darrin Bartel	1984

Billy Savarino	1983
Wesley Gregersen	1981-82
AC Butch Ghutzman	1979
Elroy Othold	1970

- 26 -

Jose Torrealba	2022-Present
MacGregor Hines	2021
VAC Caleb Barker	2017-19
Tanner Lawson	2016
Jake Lemoine	2013-15
Jordan Lewis	2011-12
David Murphy	2008-10
Jimmy Raviele	2006-07
Kevin Roberts	2003-05
Tyson Schweitzer	2000
J.P. Woodward	1999
Jon McDonald	1995-98
Mark Wingo	1994
Kirk Taylor	1993
Justin Dorsey	1992
Pete Magre	1990-91
Ross Goolsby	1988-89
Steve McCaslin	1987
Mike Basso	1984-86
Kevin Hill	1981
Jay Beard	1979
Mark Wisnoski	1976
Kim Graham	1975
James Gilbert	1970
Art Toombs	1968

- 27 -

Paul Schmitz	2023-present
Kade Brewer	2022
Leyton Pinckney	2021
Rey Mendoza	2020
Ryan Randel	2019
Charlie Bartlett	2017-18
Derek Dickerson	2015-16
Caleb Barker	2013-14
Kendall Stacks	2012
Travis Trial	2010-11
Joey Cesario	2009
Brett Logan	2003-06
Jesse Crain	2002
AC Kirk Blount	1999-00
Kevin Boyd	1994-95
Jeremy Tyson	1993
Philip Schulze	1992
Ricky Freeman	1991
Neil Atkinson	1990
Kenny Cavanaugh	1989
Scott Johnson	1988
Derek Keathley	1986-87
Mike Kuchta	1985
Kenny Freese	1982
Jeff Copeland	1979
Bill Nelson	1976
Bob Long	1968

- 28 -

AC Kyle Bunn	2022-23
Ryne Huggins	2021
Brayson Hurdsman	2017-20
Bubba Maxwell	2014-16
Matt Hernandez	2012-13
Caleb Ramsey	2008-11
SAC Nick Bott	2005
Nick Bott	2003-04
Dan O'Donnell	2000
Mike Medrano	1996-99
Chris Almdarez	1995
Jason Dixon	1994
Greg Lewis	1993
Rusty Smajstrla	1990-92
Alex Miller	1988
Kyle Schultz	1987
Jeff Banister	1986
Steve Decker	1985
Chad Patterson	1984
Jose Rodiles	1981
David Minielly	1979-80
David Husmann	1975-76
Tom Duschinski	1973
Bob Fouke	1965

- 29 -

Samuel Tormos	2021-22
Nick Rupp	2020
John Grimsley	2017
Tyler Ford	2013-14
Zack Gibson	2012
Matt Taylor	2008-09
Clayton Boone	2006
Rickey Putman	2003-04
Daron Bertillion	2001-02
Jason Kirchner	1999-00
Randall Collum	1998
Morgan Stephens	1995-97
Nathan Wied	1994
Rich Paschal	1993
Jason Wynne	1992
Darin Foust	1990-91
Mark Cerny	1988-89
Matt Bradley	1987
Steve Cummings	1985-86
Aty Garcia	1983
David Kmiecik	1982
John Shannon	1979-80
Steve Phillips	1976

- 30 -

Travis Phelp	2023
Colby Casey	2021-22
Tanner Green	2019-20
George Pappas	2015-16
Aaron Stewart	2012-14
Austin Gracey	2010-11
Bryan Tully	2005-08
AC Bragg Stockton	2002
Matt Ferrell	1996-97
Jason Farrow	1995
HC Bragg Stockton	1987-94
Marc Bartolotta	1986
AC Bragg Stockton	1981-83
Mark Krampitz	1979-80
Donny Lopez	1977
Mike Higgins	1975-76
Larry Taylor	1970

- 31 -

Dylan Post	2020-23
Devon Roedahl	2019
Ryan Randel	2018
Jacob Campbell	2013-16
Jared Ray	2008-12
Matt Weston	2006
AC Rommie Maxey	2005
Brian Henderson	2002-03
Nick Torina	1998-01
Robb Kirkland	1996-97
Ryan Walter	1995
Phil Lewis	1990-93
Louis Francescon	1989
Kyle Atkinson	1987-88
David Kmiecik	1984
Rick Mahoney	1974
Jim Sparkman	1968

- 32 -

Malachi Lott	2022-23
Johnathon Thomas	2019-21
Brett Harris	2017
Jared West	2013-14
Chris Morales	2012
Dustin Fuerst	2011
Alberto Lopez	2008
Brian Martin	2003-04
Austin Faught	2001-02
Robert Dieudonne	1997-00
Chad Poeck	1995
Billy Waid	1993
Jeff Haas	1992
Daniel Bates	1991
David Humphreys	1990
Ben Pardo	1988-89
Anthony Young	1986
David Kmiecik	1985
Randy Turner	1983
Jeff Achilles	1981-82

Alec McCulloch	1979
Ron Stasny	1968

- 33 -

Thomas Lyssy	2023
Patrick Dunn	2021-22
Cole Ferguson	2020
Kyle Dowdy	2014-15
Mo Wiley	2009-12
Josh Stirneman	2006-07
Justin Vaclavik	2003-05
Matt Hooper	1999-02
Scottie Scott	1997-98
AC Tim Peters	1995
Ricky Freeman	1992-94
James Wambach	1990-91
Brett Simpson	1987-89
Gary Wright	1983-84
Mike Bresin	1980-82
Alvin Ruben	1979

- 34 -

Zack Zavala	2023
Nathan Medrano	2022
Kyle Lovelace	2018-21
Nathan Jackson	2016
Kyle Survance	2013-15
Kevin Peters	2010
John Touchton	2007-09
Brian Temko	2005
Stuart Musslewhite	2002
Danny White	1995
Bryan Boyles	1993-94
Chris Tremie	1989-92
Lane Mallett	1988
Pete Valenzuela	1986-87
Trey South	1984
Stuart Stauffacher	1983
Mike Minturn	1982

- 35 -

Graysen Drezek	2023-present
Jason Burger	2022
Sean Bretz	2019-21
Kyle Ott	2018
Jared Triolo	2017
Jon Tauzin	2016
Jordan Stading	2014-15
Logan Piper	2012-13
David McClain	2008-09
Travis Mays	2003-04
Brad Dornak	1994-95
Brien Strelau	1992
David Hiers	1989, 1991
Pete Padia	1990
Anthony Young	1987
Ed Clark	1984-85
Scott Huntsman	1981

- 36 -

Matt Canizares	2023
Cameron Prayer	2021-22
Jordan Gochenour	2019
Dylan Lester	2017-18
Nick Hernandez	2016
Austin Pruitt	2012-13
Tyler Magliolo	2011
James Conlee	2010
Carlos Reyes	2008-09
Sean McLemore	2005-07
Abe Arguello	1997
Clay Wiederhold	1996
David Hamilton	1994-95
Bobby O'Brien	1993
Derrick Dietrich	1990-92
Trey South	1983
Ricky Nixon	1980

- 37 -

Nate Price	2023
Josh Coleman	2022
Blake Schultz	2021
Hunter Mayo	2019
Lael Lockhart Jr.	2017
Jud Kinzy	2016
Colin Butkiewicz	2015



Brady Latimer	2013
John Cannon	2009-12
Josh Aranda	2006
SAC Jared Grein	2003-04
Jared Grein	2001
Greg Runser	1998, 2000
Scott Keithley	1996-97
Brad Towns	1995
Shane Buteaux	1993-94
AC Mike Gardner	1992
Vaughn Eshelman	1990-91

- 38 -

Owen Woodward	2023-present
Dawson Smith	2022
Andy Belcik	2021
Reed Osborn	2020
Nick Slaughter	2017-18
David Longville	2014-15
Dylan Rucker	2013
Keegan Sanford	2012
M.P. Cokinos	2010-11
Barrett Bruce	2008
Jeremy Aranda	2006
Brian Henderson	2001
AC Mike Gardner	1993-94

- 39 -

Adam Becker	2021
Spencer Hynes	2019-20
Tanner Shiflett	2010
AC Kirk Blount	1999
Jason Schreiber	1996-97
Kirk Blount	1995
Ryan Walter	1994
Andy Thompson	1992

- 40 -

Brendan O'Donnell	2023-present
Ryan Hernandez	2020-22
Nolan Bond	2016-19
Gino Marucci	2014-15
Jonathan Davis	2011-13
Alex Anastas	2010
Ryan Wagner	2002
Michael Reiss	2001
Jeremy Swindell	1997-98
Eric Woloson	1996
Brant Romero	1995
Chris Aguilar	1994
Jason Fojt	1993
Kenny Mayberry	1989

- 41 -

Zach Bowerman	2023
Derrick Cherry	2019-22
Joey Pulido	2018
Seth Romero	2015
Nathan Jackson	2014
AC Kirk Blount	2004
Danny Zell	2002-03
Steven Reiss	2001
Jason Pekar	1998-00
Tommy Marik	1996-97
Josh Stewart	1994

- 42 -

Nick Collins	2023
Luke Robertson	2022
Derek Ablen	2021
Dax Dathe	2020
Griffin Hattingh	2018
John King	2016-17
Jacob Lueneburg	2012-14
Eric Brooks	2010-11
Frank Corolla	2009
Barry Laird	2006-08
Matt Saucedo	2005
Clint Decuir	2003
Bruce Rios	1996-99
Billy Waid	1994

- 43 -

Bryson Walker	2022-Present
Matt Lazzaro	2021
Randal Garza	2020
Hunter Edwards	2017-18
Braeden Holub	2015
Taylor Cobb	2014
Casey Grayson	2012-13
Matt Creel	2010-11
Bryan Moore	1998-99
Danny Crawford	1996
Daryl Renfrow	1994

- 44 -

Dan Wright	2023-present
Kerry Wright	2022
Cole Turney	2021
Joe Davis	2016-19
Connor Hollis	2014-15
Price Jacobs	2012-13
Erik Pesek	2010
Donnie Joseph	2007-09
Cody Waller	2005
Brad Depoy	2004
Chris Klosterman	2001
J.P. Woodward	2000
Tyson Schweitzer	1999
Mark Manbeck	1996-97
SAC Jeff Wright	1994
Jeff Wright	1993

- 45 -

Tyler Gray	2023-present
Cody Morse	2022
Robert Gasser	2020-21
Brett Esau	2019
Mitch Ullom	2016-17
Michael Goodnight	2009-10
AC Abe Arguello	2008
Rob Johnson	2004
Bryan Harris	2000-03
Jayne Sperring	1998-99
Mark Barham	1994

- 46 -

Merek Sears	2023-present
Michael Ryhlick	2022
Layne Looney	2020-21
Cole McMillan	2019
Jeff Schneider	1994

- 47 -

Maddux Miller	2021-23
Ty Abraham	2019
Aaron Fletcher	2015-18
Chris Haggard	1994

- 48 -

Jacob Schoenvogel	2023-present
Samuel Benjamin	2021-22
Chris Joseph	2005-07
Brandon Roznovsky	2004
Jarrod Bitter	1998-00
Jeff Hampton	1996-97

- 49 -

Braedyn Cunningham	2023-present
Logan Clayton	2022
Dravin Barber	2021

- 50 -

Brad Towns	1994
------------	------

- 54 -


John Alvey	2021
------------	------

- 85 -

HC Rayner Noble	2000-10
------------------------	---------



RETIRED JERSEYS



DOUG DRABEK

Pitcher • 1981-83
Victoria, Texas

Retired Nov. 4, 1996
Hall of Honor • 2000

- Finished as the school career record holder in wins (27) and single-season victories (12).
- Continues to rank among the Cougars' single-season leaders in wins, consecutive shutout innings and shutouts.
- Is one of only seven Cougar pitchers to throw a no-hitter, accomplishing the feat at Louisiana-Lafayette on March 6, 1983.
- Was the first UH pitcher and is one of only two Cougar hurlers to toss a no-hitter on the road.
- Became the first Cougar baseball player to have his jersey number retired.
- Was honored by the University with its Distinguished Alumni Award in 1996.
- Was officially inducted into the UH Athletics Hall of Honor in the fall of 2000.
- Played 13 years at the Major League level for the New York Yankees, Pittsburgh Pirates, Houston Astros, Chicago White Sox and Baltimore Orioles.
- Received the 1990 Cy Young Award as the finest pitcher in the National League.
- Named to the 1994 National League All-Star Team.
- Won more than 145 games as a Major League pitcher.
- Helped lead the Pittsburgh Pirates to three consecutive appearances in the National League Championship Series from 1990-92.

DRABEK'S CAREER STATISTICS

Year	G-GS	W-L	ERA	K	IP
1981	16-12	5-3	3.26	33	77.1
1982	24-14	10-5	3.80	59	97.0
1983	16-15	12-3	3.43	67	94.1
Totals	56-41	27-11	3.52	159	268.2

#16



TOM PACIOREK

Outfielder • 1966-68
Detroit, Mich.


Retired Nov. 17, 1997
Hall of Honor • 1978

- Considered one of the best all-around athletes in UH history.
- An outfielder who became the first First-Team All-American in school history.
- Led the baseball team to the championship game of the 1967 College World Series by hitting .435 with 10 home runs in 32 games played.
- One of only three Cougars to be named to the NCAA College World Series All-Tournament Team.
- More than 50 years after his final game as a Cougar, his single-season batting average of .435 in 1967 remains the best in school history.
- Finished his collegiate career with seven single-season school records and 10 career marks.
- Was selected in the professional drafts of both baseball by the Los Angeles Dodgers and football by the Miami Dolphins in 1968.
- Honored in 1981 as a Major League All-Star.
- Played at the Major League level with the Los Angeles Dodgers, Atlanta Braves, Seattle Mariners, Chicago White Sox, New York Mets and Texas Rangers.
- Following his Major League playing days, worked as a color analyst with the Chicago White Sox, Seattle Mariners and Atlanta Braves.

PACIOREK'S CAREER STATISTICS

Year	G	AVG	AB	R	H	HR	RBI
1966	30	.311	106	27	33	4	21
1967	32	.435	131	30	57	10	29
1968	32	.364	110	30	40	6	20
Totals	94	.375	347	87	130	20	70

#22



ROLAN WALTON

Shortstop • 1948-51
Head Coach • 1975-86
Houston, Texas

Retired Nov. 9, 1998
Hall of Honor • 2006

- Synonymous with winning baseball at the University of Houston.
- Was a 1952 UH graduate.
- Was the baseball team's first Most Valuable Player honoree in 1951.
- Batted .300 or better in each of his three seasons at shortstop while helping lead the Cougars to two league championships.
- Played professional baseball in the Boston Red Sox organization.
- Returned to his alma mater as the head baseball coach in 1975.
- In 12 years of head coaching Walton's teams compiled 378 wins.
- Was twice named the SWC Coach of the Year and two teams were ranked No. 2 in the nation.

WALTON'S CAREER PLAYING STATISTICS

Year	G	AVG	AB	R	H	HR	RBI
1947	8	.333	24	4	8	---	---
1948	15	.354	48	10	17	---	---
1949	Did not play						
1950	16	.288	52	9	15	---	---
1951	22	.333	87	0	29	---	---
Totals	61	.327	211	37	69	---	---

WALTON'S CAREER COACHING STATISTICS

Year	Overall		Conference	
	Record	Pct.	Record	Pct.
1975	18-25	.419	8-16	.333
1976	31-15	.674	16-8	.667
1977	27-17-1	.611	11-12-1	.479
1978	30-21	.588	14-10	.583
1979	27-17	.614	11-13	.458
1980	17-28-1	.380	6-17-1	.271
1981	32-20-1	.613	11-9-1	.548
1982	42-14-2	.741	13-6	.684
1983	43-15	.741	13-8	.619
1984	32-23	.582	6-15	.286
1985	44-17	.721	12-9	.571
1986	35-23	.603	8-13	.381
Totals	378-235-5	.616	129-136-3	.487

#6



1953

PLAYERS

3	Doug Osburn	INF	So.	Houston, Texas
4	Jackie Reed	INF	Sr.	Houston, Texas
7	Carlton Hanta	INF	Jr.	Honolulu, Hawai'i
8	Foy Boyd	OF	Jr.	El Paso, Texas
8	Frankie Peters	C	So.	Houston, Texas
9	Gene Russell	OF	Sr.	Houston, Texas
11	Claude Arrington	C	Jr.	Freeport, Texas
12	John Dean	OF	So.	Dallas, Texas
13	Ronnie Zeller	P	So.	Galveston, Texas
14	Billy Savarino	INF	So.	Houston, Texas
15	Allen Shipley	OF	So.	Houston, Texas
18	Bobby Clatterbuck	P	Jr.	San Angelo, Texas
20	Ken Lile	P	So.	Houston, Texas
22	Bobby Vickers	P	Sr.	Houston, Texas

HEAD COACH

Lovette Hill

RESULTS

vs. Baylor	L 3-4	vs. Oklahoma St.*	L 4-6
vs. Baylor	L 6-11	vs. Oklahoma St.*	W 3-2
vs. Sam Houston St.	L 2-4	vs. Texas A&M	W 3-2
vs. Lamar	W 12-2	vs. Detroit*	W 6-3
vs. Texas A&M	L 3-5	vs. Detroit*	W 10-2
vs. Minnesota	L 2-6	vs. Oklahoma%	L 4-7
vs. Minnesota	L 4-5	vs. Oklahoma%	W 8-7
vs. UL Lafayette	W 5-4	vs. Oklahoma%	W 5-3
vs. UL Lafayette	W 13-6	vs. Boston College#	L 1-4
vs. UL Lafayette	W 7-4	vs. Stanford	L 6-7
vs. Wichita State*	W 10-3		
vs. Wichita State*	W 9-4	% – NCAA District 5 Playoffs	
vs. Lamar	W 6-4	(Houston, Texas)	
vs. Sam Houston St.	W 10-7	# – NCAA College World	
vs. Tulsa*	L 6-8	Series (Omaha, Neb.)	
vs. Tulsa*	W 18-14		



Front Row: Carlton Hanta, Jackie Reed, Doug Osburn, Ronnie Zeller, Gene Russell and Head Coach Lovette Hill. Middle Row: Claude Arrington, Bobby Vickers, Allen Shipley, Mike Jezierski and John Dean. Back Row: Ken Lilie, Bobby Clatterbuck, Foy Boyd and Billy Savarino

Season Summary

Only seven years after the Cougar Baseball program was first established, UH made its impact felt in the college baseball world by advancing to the NCAA College World Series in Omaha, Neb.

However, it did not look good for the Cougars at the start of the season. UH dropped six of its first seven games. Fortunately, the team rebounded nicely to win 12 of its last 14 regular-season games, including seven straight during one stretch.

But even after their winning ways, it took a flip of a coin for UH to advance to the Missouri Valley Conference playoffs. Rainouts had caused cancelations of doubleheaders against Oklahoma A&M and Tulsa with all three teams in a tie for the MVC Western Division lead.

Since it was too late to hold a three-team playoff to see who would meet Detroit -- the MVC Eastern Division winner -- representatives from the three schools met at the conference office in St. Louis. On the first coin flip, Tulsa was eliminated. On the next flip, UH's representative called tails, and tails it was.

The Cougars would win two straight games against Detroit and advance to the district playoffs.

In the NCAA District 5 Playoffs, the Cougars appeared to be doomed again after falling 7-4 in the first game against Oklahoma. But again, the comeback Cougars rallied to win the last two games, 8-7 and 5-3, to advance to college baseball's promised land.

At Rosenblatt Stadium, the Cougars fell to Boston College (4-1) and Stanford (7-6) to cap their season. However, that squad laid a solid foundation on which future UH teams would build NCAA postseason excellence.

Team Leaders

- SS **Carlton Hanta** – .362 (30-for-83)
- INF **Jack Reed** – .305 (29-for-95)
- 3B **Doug Osburn** – .303 (30-for-99)
- LF **Allen Shipley** – .302 (29-for-96)
- OF **Gene Russell** – .295 (18-for-61)

Notes

- Shortstop **Carlton Hanta** became the first player in UH history to be honored as an All-America, garnering Third Team honors.

COLLEGE WORLD SERIES TEAM

1967

PLAYERS

1	Van Smith	P	Sr.	Calesburg, Ill.
2	Trey Williams	UTIL	So.	Houston, Texas
4	Ronnie Baker	2B	Jr.	Amarillo, Texas
5	G.J. Cantu	3B	Sr.	Houston, Texas
6	Wayne Hill	P/3B	Jr.	Houston, Texas
9	Ike Lucas	OF	Sr.	Houston, Texas
10	Chico Silman	C	So.	Houston, Texas
11	Larry Strelau	C	Jr.	Houston, Texas
12	Art Toombs	SS	So.	Houston, Texas
13	Phil Rose	C/OF	So.	Houston, Texas
14	Wayne Westphal	UTIL	Jr.	Houston, Texas
15	Bo Burris	OF	Sr.	Lake Jackson, Texas
16	Carroll Moore	P	Sr.	Tahlequah, Okla.
17	Bubba Hill	P	So.	Houston, Texas
18	Ron Stasny	P	So.	Houston, Texas
19	Rick Brewer	P	Sr.	Pasadena, Texas
20	Larry Satcher	1B/P	Jr.	San Antonio, Texas
21	Jim Sparkman	P	So.	El Campo, Texas
22	Tom Paciorek	OF	Jr.	Detroit, Mich.
23	Ken Hebert	1B	Jr.	Pampa, Texas

HEAD COACH

Lovette Hill

RESULTS

vs. Nicholls State	W	5-2	vs. Sam Houston St.	L	0-3
vs. Nicholls State	L	2-6	vs. Texas Lutheran	W	3-1
vs. St. Mary's	W	9-7	vs. Houston Baptist	W	6-3
vs. Lamar	W	10-4	vs. Houston Baptist	W	5-0
vs. Lamar	W	12-2	vs. Sam Houston St.	W	1-0
at Baylor	W	4-2	vs. Texas%	W	11-8
at Baylor	L	7-8	vs. Texas%	L	1-5
OKLAHOMA ST.	W	5-4	vs. Texas%	W	4-3
OKLAHOMA ST.	L	5-6	vs. Stanford&	L	1-12
NEBRASKA	L	2-16	vs. Ohio State	W	7-6
NEBRASKA	W	6-3	vs. Boston College	W	3-2
OKLAHOMA ST.	W	4-1	vs. Arizona State	W	3-0
NEBRASKA	W	7-4	vs. Arizona State	L	2-11
at St. Mary's	W	10-1			
at Texas Lutheran	L	2-5	% – NCAA District 6 Playoffs		
at Texas A&M	L	4-6	(Austin, Texas)		
at Texas A&M	L	1-2	# – NCAA College World Series		
vs. St. Thomas	W	12-1	(Omaha, Neb.)		
vs. St. Thomas	W	4-3			

NCAA COLLEGE WORLD SERIES

ALL-TOURNAMENT TEAM

P	Gary Gentry	Arizona State
P	Q.V. Lowe	Auburn
C	Ron Davini	Arizona State
1B	Mark Marquess	Stanford
2B	Dick Swan	Stanford
3B	Dave Grangaard	Arizona State
SS	Jack Lind	Arizona State
OF	Ike Lucas	Houston
OF	Tom Paciorek	Houston
OF	Scott Reid	Arizona State

Most Outstanding Player: Ron Davini, Arizona State



Front Row: Van Smith, Art Toombs, Trey Williams, G.J. Cantu, Ron Baker, Ike Lucas, Larry Strelau and Bubba Hill. **Middle Row:** Rick Brewer, Larry Satcher, Chico Silman, Wayne Hill, Phil Rose, Bo Burris, Carroll Moore and Ken Hebert. **Back Row:** Athletic Trainer Tom Wilson, Ron Stasny, Jim Sparkman, Wayne Westphal, Tom Paciorek and Head Coach Lovette Hill.

Season Summary

Fourteen years after making their first visit to the NCAA College World Series, the Cougars returned in 1967 and made an indelible mark in school history.

The Cougars started the season out well enough, winning 10 of their first 14 games. After a tough stretch midway through the year against Texas Lutheran and Texas A&M, the team rebounded and won six of its last seven games to set up a showdown against Texas in the NCAA District 6 Playoffs.

The Cougars and Longhorns split the first two games, setting up a third and deciding Game Three. Texas appeared to have all the momentum, taking a 3-0 lead into the top of the ninth inning. Just before the UH leadoff batter stepped into the batter's box, the Texas public address announcer informed the crowd that UT head coach Bibb Falk would be resigning at the end of the season. That sent the Texas crowd into a wave of hysteria that would last for 15 more minutes.

Once the game resumed, the Cougars assembled an amazing four-run rally and then held off Texas in the bottom of the frame to return to the NCAA College World Series.

After being thumped by Stanford 12-1 in the opening game of the World Series, the Cougars reeled off three straight wins over Ohio State, Boston College and Arizona State to set up the deciding game against ASU for the national championship. Unfortunately, the Sun Devils would get the better of the Cougars 11-2, but UH capped the year with a No. 2 ranking in the polls, the highest-ever finish by a Cougar team in a final poll.

Team Leaders

- OF **Tom Paciorek** – .435 (57-for-131), 6 doubles, 4 triples, 10 HR, 29 RBI
- 1B **Ken Hebert** – .345 (40-for-116), 7 doubles, 4 HR, 18 RBI
- 3B **G.J. Cantu** – .341 (42-for-123), 3 doubles, 4 triples, 3 HR, 24 RBI
- P **Rick Brewer** – 4-0, 1.80 ERA, 29 K, 40.0 IP
- P **Bubba Hill** – 6-0, 2.29 ERA, 46 K, 59.0 IP

Notes

- Outfielders **Tom Paciorek** and **Ike Lucas** and second baseman **Ron Baker** were named to the NCAA College World Series All-Tournament Team.
- By batting .435 (57-for-131), Paciorek set a UH single-season batting average record that continues to stand, entering this season.



18 BRAD LINCOLN

Clute, Texas

3L

RHP/INF

6-0 | 200 | L-R

- 2006 Dick Howser Trophy Winner
- 2006 Brooks Wallace Award Winner
- 2006 ABCA/Rawlings Player of the Year
- 2006 Rivals.com National Player of the Year
- 2006 MLB Draft Selection (Pittsburgh Pirates, 1st Round, No. 4 Overall)
- 2006 Consensus All-America First Team (Utility)
- 2006 Roger Clemens Award Finalist
- 2006 NCBWA District VII Player of the Year
- 2006 ABCA All-South Central Region First Team (SP)
- 2006 Conference USA Co-Male Athlete of the Year
- 2006 Conference USA Pitcher of the Year
- 2006 Conference USA All-Tournament Team (DH)
- 2006 All-Conference USA First Team (SP)
- 2006 All-Conference USA First Team (DH/UTL)
- 2005 and 2006 Silver Glove All-Series Team
- 2006 Houston College Classic Most Outstanding Player
- 2005 and 2006 Houston College Classic All-Tournament Team
- 2004 C-USA All-Freshmen Team
- Pro-Line Cap National Pitcher of the Week (May 16, 2006 and May 10, 2005)
- Five-Time C-USA Pitcher of the Week recipient

JUNIOR (2006)

First player in both UH and Conference USA history to be named a baseball national player of the year... Enjoyed one of the nation's finest seasons on the mound and emerged as possibly the greatest two-way player in school history... Became the first player in both UH and Conference USA history to be taken in the Top 10 picks of the annual amateur draft, being selected at No. 4 overall by the Pittsburgh Pirates... Led all UH pitchers in ERA (1.69), wins (12), complete games (3), shutouts (2), innings pitched (127.2), strikeouts (152) and opposing batting average (.198)... Strikeout total was the third best in UH single-season history and pushed him into third place on the career charts with 293 punchouts... Recorded at least seven strikeouts in each of his first 10 starts and in 15 of 17 total starts... Was just as dangerous at the plate, finishing with 14 home runs and a team-best 53 RBIs... Ranked among the C-USA individual leaders in five of the six Triple Crown categories (batting average was the lone exception)... Joined Woody Williams as the only players in school history to hit a home run and earn a win on the mound in the same game twice in one season... First accomplished that feat in the series opener at UC Irvine... Duplicated that effort during the series opener against No. 18 Tulane... Had an all-around day against Texas-San Antonio during the season opener... Made his second consecutive Opening Day start against the Roadrunners... Allowed only two hits with seven strikeouts in five innings on the mound... Went 2-for-6 with two runs and a game-high four RBIs at the plate as the DH... Blasted a three-run, walk-off homer in the bottom of the 10th inning to lift the Cougars to the win... Struck out nine while scattering five hits in seven shutout innings to lead UH to its only win at the Houston College Classic over Texas Tech on the way to being named Most Outstanding Player... Struck out nine with only five hits allowed in tossing a shutout win at No. 1 Rice in the series opener... Honored as the Pro-Line Cap National Pitcher of the Week and C-USA Pitcher of the Week following that performance. **C-USA Tournament:** Named to the All-Tournament Team... Went 2-for-5 with a double and solo home run against Marshall... Held East Carolina to only one run off four hits with six strikeouts in eight innings... Retired 16 of the last 18 batters that he faced and allowed only two baserunners during his final five innings... Helped his own cause at the plate, batting 2-for-4 with a run against the Pirates... Went 2-for-5 with a solo home run against No. 11 Tulane to help lead the Cougars to the championship game. **NCAA Norman Regional:** Went 2-for-3 and scored the lone run in the opener against No. 30 Wichita State... Teamed with Matt Weston to hit back-to-back homers at No. 13 Oklahoma.

SUMMER 2005

Named to the Cape Cod League All-Star Game as a starter while playing for the Bourne Braves... Named to the All-Cape Cod League Team as a utility player... Blasted six home runs with 25 RBIs with a 3-1 record, 1.32 ERA and 56 strikeouts in 54.0 innings... Received the Manny Robello 10th Player Award... Helped lead Bourne to the West Division championship.

SOPHOMORE (2005)

Was a regular contributor at the plate and on the mound... Appeared in all but one game while finishing second on the team with 52 RBIs and seven home runs... One of only seven players in school history to throw more than 100 strikeouts in a season... Led all hurlers with 102.0 innings pitched and two complete games and finished third with four wins and a 4.76 ERA... Second on the team with 293 putouts while spending most of his time at first base... Struck out 15 SLU batters in 10 innings of work to set new career highs in both categories... Retired 22 of the last 23 batters that he faced and struck out two batters in five of the first six innings against the Billikens... Teamed with Justin Vaclavik to set new UH and C-USA single-game records with 21 strikeouts... Was honored as the Pro-Line Cap National Pitcher of the Week and the C-USA Pitcher of the Week... **C-USA Tournament:** Led all players with three RBIs against East Carolina during the first round... Scored a pair of runs against UAB... Blasted a solo homer against No. 1 Tulane during the semifinals.

FRESHMAN (2004)

Appeared on the mound and at first base for the Cougars... Finished fourth on the staff with three wins and 10 starts... Made his collegiate debut against nationally-ranked Texas at the Minute Maid Park College Classic... Earned his first collegiate win with an impressive showing against nationally ranked Long Beach State in that series finale... Allowed only one hit and struck out five through five innings against the Dirtbags... Tossed a five-hit shutout at UAB in the middle game of that series... Struck out four and allowed only one UAB baserunner beyond first base in the entire game. **C-USA Tournament:** Allowed only one run with three strikeouts in six innings against TCU in the first game of the C-USA Tournament semifinals... Threw two shutout innings of relief against TCU in the first round.

PERSONAL

Full name is Brad Eric Lincoln... Born on May 25, 1985, in Lake Jackson, Texas... Son of John and Cheryl Lincoln... Majored in sports administration.

Lincoln's Career Pitching Statistics

Year	G-GS	W-L	ERA	SV	CG	ShO	IP	H	R	ER	BB	SO
2004	12-10	3-2	4.29	0	1	1	56.2	60	28	27	19	35
2005	18-16	4-7	4.76	0	2	0	102.0	124	71	54	25	106
2006	17-17	12-2	1.69	0	3	2	127.2	91	29	24	32	152
Totals	47-43	19-11	3.30	0	6	3	286.1	275	128	105	76	293

Lincoln's Career Hitting Statistics

Year	G-GS	AB	R	H	AVG	2B	3B	HR	RBI	BB	SO	SB-A
2004	20-16	21	1	7	.333	1	0	0	1	7	5	1-1
2005	57-57	208	36	70	.337	15	1	7	52	29	41	2-2
2006	61-61	224	35	66	.295	12	0	14	53	24	41	5-6
Totals	138-134	453	72	143	.316	28	1	21	106	60	87	8-9

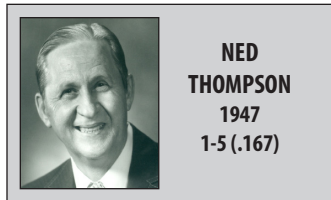


Brad Lincoln accepts the Dick Howser Trophy from St. Petersburg Area Chamber of Commerce president with David Feaster (left) and UH head coach Rayner Noble. It was the first of five national player of the year awards that Lincoln received in 2006.



YEAR-BY-YEAR RESULTS

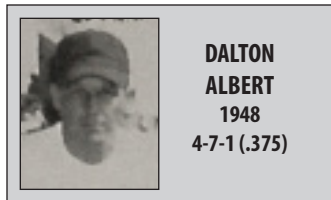
* - Indicates Conference game
 # - Indicates opponent's national ranking
 #NA - Indicates opponent was nationally ranked but exact ranking is unknown
 Rankings to far left indicate Houston's highest national ranking
 Home games listed in **BOLD>**



NED THOMPSON
 1947
 1-5 (.167)

1947 (1-5)
 Coach Ned Thompson

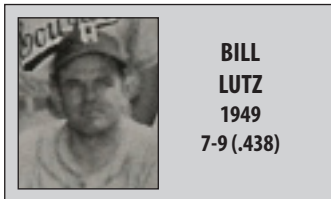
STEPHEN F. AUSTIN	L	10-11
STEPHEN F. AUSTIN	L	8-9
TRINITY	W	9-8
TRINITY	L	3-8
SAM HOUSTON STATE	L	0-3
SAM HOUSTON STATE	L	7-8



DALTON ALBERT
 1948
 4-7-1 (.375)

1948 (4-7-1, 2-6 LSC)
 Coach Dalton Albert


RICE	W	10-5
LOUISIANA-LAFAYETTE	W	4-3
TEXAS-PAN AMERICAN	L	2-12
SAM HOUSTON STATE*	L	7-8
TRINITY*	L	12-13
TEXAS-PAN AMERICAN	T	5-5
EAST TEXAS STATE*	W	15-5
STEPHEN F. AUSTIN*	W	15-9
SAM HOUSTON STATE*	L	6-7
TRINITY*	L	2-6
EAST TEXAS STATE*	L	2-4
STEPHEN F. AUSTIN*	L	4-5



BILL LUTZ
 1949
 7-9 (.438)

1949 (7-9)
 Coach Bill Lutz

TEXAS A&M	L	0-6
RICE	W	5-3
RICE	W	2-1
TEXAS A&M	L	0-7
EAST TEXAS STATE	W	11-7
HARDIN-SIMMONS	L	7-16
STEPHEN F. AUSTIN	L	3-12
LOUISIANA-LAFAYETTE	L	7-8
LOUISIANA-LAFAYETTE	W	6-5
BROOKE ARMY MEDICAL	L	9-10
STEPHEN F. AUSTIN	L	4-10
SAM HOUSTON STATE	L	2-4
ST. THOMAS	W	11-5
HARDIN-SIMMONS	W	2-1
ST. THOMAS	W	20-4
SAM HOUSTON STATE	L	0-2



LOVETTE HILL
 1950-74
 343-325-5 (.515)

1950 (10-6, 4-0 GCC)
 Coach Lovette Hill
 GulfCoast Conference Champions

TEXAS A&M	L	4-7
TEXAS A&M	L	4-8
ST. THOMAS*	W	7-3
STEPHEN F. AUSTIN	L	7-8
LOUISIANA-LAFAYETTE*	W	7-3
LOUISIANA-LAFAYETTE*	W	6-5
ST. THOMAS*	W	9-6
STEPHEN F. AUSTIN	W	8-1
MIDWESTERN STATE	W	16-1
MIDWESTERN STATE	W	14-3
GALVESTON BEACH CLUB	W	7-6
SAM HOUSTON STATE	L	2-3
MIDWESTERN STATE	W	4-2
MIDWESTERN STATE	W	5-2
VICTORIA ROSEBUDS	L	2-5
SAM HOUSTON STATE	L	2-5

1951 (16-8, 5-1 MVC)
 Coach Lovette Hill
 Missouri Valley Conference Champions
 NCAA District Playoffs

M9	at Baylor	W	5-3
M10	at Baylor	L	4-6
M14	at Texas A&M	L	1-3
M17	TEXAS A&M	W	7-3
M20	at Northwestern State	W	7-2
M21	at Northwestern State	W	1-0
M24	Louisiana-Lafayette	L	5-6
M30	TULSA*	W	3-0
M31	TULSA*	L	1-4
A6	OKLAHOMA STATE*	W	2-1
A7	OKLAHOMA STATE*	W	1-0
A10	CORPUS NAVAL STATION	W	9-3
A11	CORPUS NAVAL STATION	W	7-6
A14	vs. Sam Houston State#	W	4-0
A18	at Sam Houston State	W	9-4
A20	at Brooke Army Medical	L	6-7
A21	at Brooke Army Medical	L	0-7
A28	vs. Shell Oil#	W	8-3
My4	at Wichita State*	W	5-0
My5	at Wichita State*	W	21-4

MVC Championships – Tulsa, Okla.

Bradley	W	9-8
Bradley	W	11-2

District Playoffs – Norman, Okla.

Oklahoma	L	2-5
Oklahoma	L	5-6

- Played in Pasadena, Texas

1952 (11-6, 4-2 MVC)
 Coach Lovette Hill

OHIO STATE	W	10-5	
OHIO STATE	W	10-7	
SAM HOUSTON STATE	W	11-4	
LAMAR	L	3-7	
SAM HOUSTON STATE	W	13-1	
TEXAS A&M	L	6-7	
TEXAS A&M	W	18-5	
WICHITA STATE*	W	6-0	
WICHITA STATE*	W	11-0	
SAM HOUSTON STATE	L	0-3	
M7	OKLAHOMA STATE	W	11-4
M8	OKLAHOMA STATE	L	3-14
TULSA*	W	15-6	
TULSA*	W	7-5	
OKLAHOMA STATE	W	7-5	

SAINT LOUIS*	L	0-3
SAINT LOUIS*	L	2-4

1953 (15-11, 6-2 MVC)

Coach Lovette Hill
 NCAA College World Series
 NCAA District 5 Champions

Missouri Valley Conference Champions

M9	BAYLOR	L	3-4
M10	BAYLOR	L	6-11
M13	SAM HOUSTON STATE	L	2-4
M18	LAMAR	W	12-2
M23	TEXAS A&M	L	3-5
M25	MINNESOTA	L	2-6
M26	MINNESOTA	L	4-4
A2	LOUISIANA-LAFAYETTE	W	5-4
A3	LOUISIANA-LAFAYETTE	W	13-6
A4	LOUISIANA-LAFAYETTE	W	7-4
A10	WICHITA STATE*	W	10-3
A10	WICHITA STATE*	W	9-4
A14	LAMAR	W	6-4
A20	SAM HOUSTON STATE	W	10-7
MY1	TULSA*	L	6-8
MY2	TULSA*	W	18-14
MY8	OKLAHOMA STATE*	L	4-6
MY9	OKLAHOMA STATE*	W	3-2
MY12	TEXAS A&M	W	3-2
MY22	DETROIT*	W	6-3
MY22	DETROIT*	W	10-2

District 5 Playoffs

My26	Oklahoma	L	4-7
My27	Oklahoma	W	8-7
My27	Oklahoma	W	5-3

College World Series – Omaha, Neb.

J11	Boston College	L	1-4
J12	Stanford	L	6-7

1954 (12-11, 4-5 MVC WEST)

Coach Lovette Hill

BAYLOR	W	5-4	
BAYLOR	L	5-8	
TEXAS A&M	L	4-8	
SUL ROSS STATE	W	6-5	
SUL ROSS STATE	L	3-5	
MINNESOTA	W	4-1	
MINNESOTA	W	8-4	
SAM HOUSTON STATE	W	2-1	
TEXAS LUTHERAN	L	4-15	
TEXAS LUTHERAN	W	5-3	
TEXAS A&M	W	14-0	
A12	NEBRASKA	L	2-3
A13	NEBRASKA	L	2-3
WICHITA STATE*	W	19-1	
WICHITA STATE*	L	1-2	
WICHITA STATE*	W	20-2	
A23	OKLAHOMA STATE*	W	14-4
A24	OKLAHOMA STATE*	L	0-11
A24	OKLAHOMA STATE*	L	7-11
SAM HOUSTON STATE	W	5-1	
TULSA*	L	2-4	
TULSA*	W	6-2	
TULSA*	L	2-4	

1955 (6-13, 3-5 MVC WEST)

Coach Lovette Hill

TEXAS A&M	L	0-7	
BAYLOR	L	3-5	
BAYLOR	W	5-2	
TEXAS A&M	L	2-3	
MINNESOTA	L	1-2	
SAM HOUSTON STATE	W	7-1	
SAM HOUSTON STATE	L	4-16	
A4	NEBRASKA	L	4-8
A5	NEBRASKA	W	7-2
WICHITA STATE*	W	11-5	
WICHITA STATE*	L	1-2	
WICHITA STATE*	W	5-0	
TEXAS LUTHERAN	L	3-7	

TULSA*	W	6-0	
TULSA*	L	5-8	
TULSA*	L	6-8	
TEXAS LUTHERAN	L	0-2	
MY13	OKLAHOMA STATE*	L	2-10
MY14	OKLAHOMA STATE*	L	5-8

1956 (14-10, 5-6 MVC WEST)

Coach Lovette Hill

TEXAS A&M	L	6-7	
BAYLOR	W	6-4	
BAYLOR	L	7-8	
TEXAS A&M	W	10-3	
M20	OKLAHOMA STATE	L	5-6
M21	OKLAHOMA STATE	W	1-0
MINNESOTA	L	2-5	
MINNESOTA	W	6-4	
M26	NEBRASKA	W	3-2
M27	NEBRASKA	W	6-1
SAM HOUSTON STATE	W	6-4	
SAM HOUSTON STATE	W	3-1	
SAM HOUSTON STATE	L	0-6	
WICHITA STATE*	L	5-7	
WICHITA STATE*	W	10-1	
WICHITA STATE*	W	11-1	
A20	OKLAHOMA STATE*	L	2-17
A21	OKLAHOMA STATE*	W	17-16
A21	OKLAHOMA STATE*	L	2-3
TULSA*	L	2-3	
TULSA*	W	3-1	
TULSA*	W	5-4	
TEXAS LUTHERAN	L	4-5	
TEXAS LUTHERAN	W	3-2	

1957 (6-11-1, 4-3 MVC WEST)

Coach Lovette Hill

TEXAS A&M	W	5-3	
BAYLOR	L	5-12	
BAYLOR	L	6-13	
SUL ROSS STATE	L	3-6	
M25	OKLAHOMA STATE	L	12-13
M26	OKLAHOMA STATE	L	6-9
MINNESOTA	L	4-5	
MINNESOTA	T	4-4	
SAM HOUSTON STATE	L	1-2	
SAM HOUSTON STATE	L	2-7	
SAM HOUSTON STATE	W	8-4	
WICHITA STATE*	W	6-0	
WICHITA STATE*	W	1-0	
WICHITA STATE*	L	1-2	
A26	OKLAHOMA STATE*	L	4-15
A26	OKLAHOMA STATE*	W	3-1
A27	OKLAHOMA STATE*	W	8-1
TULSA*	L	3-6	

1958 (11-13, 6-3 MVC WEST)

Coach Lovette Hill
 NCAA District 5 Playoffs

at Texas A&M	L	0-4	
M8	BAYLOR	W	9-7
M14	at Baylor	W	10-7
MINNESOTA	L	0-3	
MINNESOTA	L	3-10	
M31	NEBRASKA	L	0-6
A1	NEBRASKA	L	3-4
KANSAS	W	7-6	
KANSAS	L	3-4	
at St. Mary's (Texas)	L	2-3	
at St. Mary's (Texas)	L	1-	
at Sam Houston State	L	0-12	
at Sam Houston State	W	2-0	
at Sam Houston State	W	3-	
TULSA*	W	7-0	
TULSA*	W	4-0	
TULSA*	W	12-1	
at Wichita State*	W	5-0	
at Wichita State*	W	1-0	
at Wichita State*	L	3-4	
CINCINNATI*	L	3-5	



CINCINNATI* W 4-1
CINCINNATI* L 1-3
District 5 Playoffs
My30 at Texas L 2-3

1959 (7-14, 4-2 MVC WEST)

Coach Lovette Hill
Missouri Valley Conference
West Division Champions

TEXAS A&M L 2-7
M7 BAYLOR W 3-0
M17 BAYLOR L 2-9
TEXAS A&M L 3-12
M20 OKLAHOMA STATE L 2-7
M21 OKLAHOMA STATE L 4-7
M25 NEBRASKA W 5-2
M26 NEBRASKA L 6-12
MINNESOTA L 6-9
SAM HOUSTON STATE L 2-3
SAM HOUSTON STATE L 2-5
TULSA* W 20-13
TULSA* L 5-7
TULSA* W 9-0
TEXAS LUTHERAN L 3-4
WICHITA STATE* W 5-1
WICHITA STATE* W
WICHITA STATE* L 2-5

MVC Playoffs

Bradley W 2-1
Bradley L 8-1
Bradley L 0-6

1960 (12-11, 5-1 MVC WEST)

Coach Lovette Hill
NCAA District 5 Playoffs
NCAA Regional
Missouri Valley Conference Champions
MVC West Division Champions

TEXAS A&M W 5-2
MINNESOTA W 5-4
MINNESOTA L 1-5
A1 OKLAHOMA STATE W 4-0
A2 OKLAHOMA STATE L 0-1
at Texas Lutheran L 2-6
at Texas Lutheran L 1-4
at Texas Lutheran L 9-10
at Sam Houston State L 0-10
at Sam Houston State L 1-5
at Sam Houston State W 5-0
at Tulsa* W 9-0
at Tulsa* W 9-0
at Tulsa* W 9-0
SAM HOUSTON STATE L 4-6
at Sam Houston State W 4-2
at Wichita State* W 5-3
at Wichita State* L 4-11
at Wichita State* W 3-1
CINCINNATI W 5-2

NCAA District 5 Playoffs

My31 at Texas W 4-2

NCAA Regional

J2 at Arizona L 3-4
J3 at Arizona L 4-6

% - Games with Tulsa are forfeits.

1961 (4-11)

Coach Lovette Hill

MINNESOTA L 0-8
MINNESOTA L 1-6
M27 OKLAHOMA STATE L 0-2
M28 OKLAHOMA STATE L 4-7
M31 NEBRASKA L 3-5
TEXAS A&M L 6-10
TRINITY L 6-11
at Sam Houston State L 1-6
at Sam Houston State L 8-9
at St. Mary's (Texas) L 5-6
SAM HOUSTON STATE W 1-0
TEXAS LUTHERAN W 10-0

at Texas Lutheran W 6-5
NICHOLLS STATE W 4-2
NICHOLLS STATE L 2-3

1962 (16-6)

Coach Lovette Hill

at Sam Houston State L 5-6
at Sam Houston State L 8-13
ST. MARY'S W 4-0
M28 OKLAHOMA STATE W 2-0
M29 OKLAHOMA STATE W 1-0
KANSAS W 5-4
KANSAS L 1-9
SAM HOUSTON STATE W 4-1
SAM HOUSTON STATE L 0-7
at St. Mary's (Texas) W 6-1
at Texas Lutheran L 1-2
CORPUS CHRISTI W 6-5
CORPUS CHRISTI W 3-0
at Nicholls State W 4-2
TRINITY W 1-0
TRINITY W 4-2
at Trinity W 8-5
at Trinity L 8-12
TEXAS LUTHERAN W 8-3
NICHOLLS STATE W 1-0
NICHOLLS STATE W 5-0
NICHOLLS STATE W 6-4

1963 (4-15)

Coach Lovette Hill

at Texas A&M L 1-5
TEXAS A&M W 4-3
TEXAS LUTHERAN L 6-8
ST. MARY'S (TEXAS) L 7-13
at Trinity L 2-10
M25 OKLAHOMA STATE L 1-2 (11)
M26 OKLAHOMA STATE W 5-4
M28 OKLAHOMA STATE L 2-10
M29 OKLAHOMA STATE L 1-2
CORPUS CHRISTI W 10-9
CORPUS CHRISTI L 2-3
at Texas Lutheran L 3-4
at St. Mary's (Texas) L 3-8
DALLAS W 5-1
DALLAS L 2-4
SAM HOUSTON STATE L 2-7
SAM HOUSTON STATE L 3-7
NICHOLLS STATE L 1-3
NICHOLLS STATE L 3-4

1964 (16-13)

Coach Lovette Hill

M6 BAYLOR W 6-3
M7 BAYLOR L 3-4
St. Mary's (Texas) W 4-1
Southern Illinois L 4-5
Southern Illinois L 2-7
Southern Illinois W 6-2
M22 OKLAHOMA STATE L 3-10
M23 OKLAHOMA STATE L 0-4
M25 OKLAHOMA STATE W 8-2
M26 OKLAHOMA STATE W 4-3
Loyola (N.O.) L 2-3
Loyola (N.O.) L 1-4
A1 NEBRASKA W 10-1
A2 NEBRASKA L 9-11
A3 NEBRASKA W 11-2
A4 NEBRASKA W 3-1
SAM HOUSTON STATE L 4-8
NICHOLLS STATE W 6-1
NICHOLLS STATE L 2-5
SAM HOUSTON STATE L 4-6
SAM HOUSTON STATE L 0-3
TRINITY W 7-2
TEXAS LUTHERAN W 5-2
DALLAS W 8-6
at Sam Houston State W 3-1
at Texas Lutheran W 11-10
at St. Mary's (Texas) W 9-3
at Loyola (N.O.) W 2-0
at Loyola (N.O.) L 2-5

1965 (12-14)

Coach Lovette Hill

at Texas A&M L 2-10
ST. MARY'S (TEXAS) L 7-8
ST. THOMAS W 4-0
TRINITY L 0-4
M22 OKLAHOMA STATE W 6-5
M23 OKLAHOMA STATE L 3-10
M25 OKLAHOMA STATE W 4-2
M26 OKLAHOMA STATE L 6-10
TEXAS A&M L 4-13
SAM HOUSTON STATE L 2-3
SAM HOUSTON STATE L 0-2
ST. THOMAS L 2-10
A9 BAYLOR L 7-8
BAYLOR L 3-15
A10 BAYLOR L 3-8
at Sam Houston State L 2-13
LOUISIANA-MONROE W 11-6
LOUISIANA-MONROE W 9-7
at Sam Houston State W 7-6
DALLAS W 21-7
DALLAS L 6-8
TEXAS LUTHERAN W 8-4
at Texas Lutheran W 10-3
NICHOLLS STATE W 6-1
NICHOLLS STATE W 7-3

1966 (18-11-1)

Coach Lovette Hill

NCAA District 6 Playoffs

ST. MARY'S W 13-1
at Texas A&M L 1-9
at Texas Lutheran W 2-1
at St. Mary's (Texas) W 7-5
SUL ROSS STATE W 7-6
SUL ROSS STATE W 18-3
M21 OKLAHOMA STATE L 6-11
M22 OKLAHOMA STATE W 10-1
M23 OKLAHOMA STATE L 5-6
M24 OKLAHOMA STATE W 4-0
M25 OKLAHOMA STATE L 1-6
M30 NEBRASKA W 1-0
M30 NEBRASKA L 5-8
M31 NEBRASKA L 7-13
A1 NEBRASKA L 7-8
MORNINGSIDE W 3-2
MORNINGSIDE W 14-1
ST. THOMAS W 9-5
A8 at Baylor L 3-4
A9 at Baylor W 3-2
TEXAS A&M W 4-2
HOUSTON BAPTIST W 7-2
at Sam Houston State L 2-11
SAM HOUSTON STATE W 4-2
HOUSTON BAPTIST W 4-2
TEXAS LUTHERAN W 9-4

District 6 Playoffs

My18 at Texas T 4-4
My19 at Texas W 5-4
My21 Texas^ L 3-9
My21 Texas^ L 5-8

^ - Playoff games were in The Astrodome, the first collegiate baseball games played there.

1967 (21-11)

Coach Lovette Hill

NCAA College Word Series Runner-Up
NCAA District 6 Playoff Champions
No. 2 Final Ranking

NICHOLLS STATE W 5-2
NICHOLLS STATE L 2-6
ST. MARY'S (TEXAS) W 9-7
LAMAR W 10-4
LAMAR W 12-2
M24 at Baylor W 4-2
M25 at Baylor L 7-8
M27 OKLAHOMA STATE W 5-4
M28 OKLAHOMA STATE L 5-6

M30 NEBRASKA L 2-16
M30 NEBRASKA W 6-3
M31 OKLAHOMA STATE W 4-1
A1 NEBRASKA W 7-4
at St. Mary's (Texas) W 10-1
at Texas Lutheran L 2-5
at Texas A&M L 4-6
at Texas A&M L 1-2
ST. THOMAS W 12-1
ST. THOMAS W 4-3
SAM HOUSTON STATE L 0-3
TEXAS LUTHERAN W 3-1
HOUSTON BAPTIST W 6-3
HOUSTON BAPTIST W 5-0
SAM HOUSTON STATE W 1-0

District 6 Playoffs

My16 Texas W 11-8
My18 Texas L 1-5
My19 Texas W 4-3

College World Series - Omaha, Neb.

J12 Stanford L 1-12
J13 Ohio State W 7-6
J14 Boston College W 3-2
J16 Arizona State W 3-0
J18 Arizona State L 2-11

1968 (14-15-1)

Coach Lovette Hill

M15 LAMAR L 2-9
M18 NEBRASKA T 2-2
M19 NEBRASKA L 0-3
M20 NEBRASKA W 11-6
M23 NEBRASKA L 2-5
M23 NEBRASKA L 2-5
M25 OKLAHOMA STATE W 6-5
M26 OKLAHOMA STATE L 1-2
M27 OKLAHOMA STATE L 1-9
M28 OKLAHOMA STATE L 4-6
M29 OKLAHOMA STATE W 4-3 (10)
A2 PERSHING W 3-0
PERSHING L 5-7
PERSHING L 4-15
PERSHING L 3-4
PERSHING L 1-8
at Baylor W 6-4
TEXAS A&M L 4-6
TEXAS LUTHERAN W 7-1
A19 SAM HOUSTON STATE W 7-5
SAM HOUSTON STATE L 2-6
A22 at Texas A&M L 0-6
A22 at Texas A&M L 1-3
A25 ST. THOMAS W 6-5
A26 ST. THOMAS W 9-6
A27 ST. THOMAS W 6-3
TEXAS LUTHERAN W 3-2
HOUSTON BAPTIST W 9-3
HOUSTON BAPTIST W 10-5
LAMAR W 6-0

1969 (15-23)

Coach Lovette Hill

F27 NICHOLLS STATE L 3-5
F27 NICHOLLS STATE L 2-7
F28 NICHOLLS STATE W 3-2
F28 NICHOLLS STATE L 5-10
M11 HOUSTON BAPTIST W 7-4
M14 at Baylor W 5-2
M18 NEBRASKA L 1-3
M19 NEBRASKA W 4-3
M19 NEBRASKA W 2-1
M20 NEBRASKA L 2-10
M21 NEBRASKA L 6-7
M22 NEBRASKA L 2-4
M24 OKLAHOMA STATE L 5-7
M25 OKLAHOMA STATE L 2-10
M26 OKLAHOMA STATE W 3-2
M27 OKLAHOMA STATE W 7-3
M28 OKLAHOMA STATE W 6-3
M31 at Texas-Pan American L 2-3
A1 at Texas-Pan American L 2-3



A2	at Texas-Pan American	W	4-3
A2	at Texas-Pan American	L	0-3
A3	at Texas-Pan American	L	3-4
A7	NORTHERN ILLINOIS	W	10-8
A7	NORTHERN ILLINOIS	L	3-6
A14	TEXAS LUTHERAN	L	2-6
A15	at Texas A&M	L	4-5
A17	ST. THOMAS	W	5-4
A18	ST. THOMAS	W	14-1
A19	ST. THOMAS	W	6-1
A22	HOUSTON BAPTIST	L	10-11
A25	SAM HOUSTON STATE	L	0-3
A25	SAM HOUSTON STATE	L	4-7
A29	at Sam Houston State	L	1-5
A29	at Sam Houston State	L	0-4
	at Texas Lutheran	L	2-4
	TEXAS A&M	W	10-7
MY1	HOUSTON BAPTIST	L	3-5
MY1	HOUSTON BAPTIST	W	3-2

1970 (19-17)

Coach Lovette Hill

	NICHOLLS STATE	L	3-10
	NICHOLLS STATE	W	5-3
	NICHOLLS STATE	W	5-4
	NICHOLLS STATE	W	3-0
M5	at Texas	L	1-2
M5	at Texas	W	6-2
M10	at Texas Lutheran	W	5-2
M13	BAYLOR	W	4-3
M13	BAYLOR	W	4-3
M14	BAYLOR	W	10-3
M14	BAYLOR	L	3-6
M23	OKLAHOMA STATE	L	2-5
M24	OKLAHOMA STATE	W	14-11
M25	OKLAHOMA STATE	W	7-6
M26	OKLAHOMA STATE	L	0-2
M27	OKLAHOMA STATE	L	3-4
M27	OKLAHOMA STATE	W	3-1
M30	NEBRASKA	L	1-2
M30	NEBRASKA	W	1-0
M31	NEBRASKA	W	2-1
A1	NEBRASKA	L	3-10
A2	NEBRASKA	W	12-4
A3	NEBRASKA	L	2-3
A4	NEBRASKA	L	2-4
A13	LAMAR	W	6-0
A13	LAMAR	L	0-3
A17	ST. MARY'S (TEXAS)	L	3-4
A18	ST. MARY'S (TEXAS)	L	1-4
A20	TEXAS LUTHERAN	W	8-1
A23	at Texas A&M	L	6-7
A23	at Texas A&M	W	11-0
A25	at Texas A&M	L	3-6
A25	at Texas A&M	L	5-6
A29	HOUSTON BAPTIST	L	0-3
A29	HOUSTON BAPTIST	W	6-5
A30	HOUSTON BAPTIST	W	6-1

1971 (24-15)

Coach Lovette Hill

M5	at Baylor	W	10-7
M5	at Baylor	W	8-4
M6	at Baylor	W	2-0
M6	at Baylor	L	1-2
	LOUISIANA TECH	L	6-7
M12	TEXAS LUTHERAN	W	4-2
M12	TEXAS LUTHERAN	W	3-0
M13	TEXAS LUTHERAN	L	3-4
M15	MCNEESE	W	4-2
M15	MCNEESE	L	0-6
M17	at Lamar	L	1-2
M17	at Lamar	W	2-0
M20	OKLAHOMA STATE	W	1-0
M20	OKLAHOMA STATE	W	1-0
M22	OKLAHOMA STATE	L	3-12
M23	OKLAHOMA STATE	L	2-8
M24	OKLAHOMA STATE	L	3-5
M24	OKLAHOMA STATE	W	8-2
M29	NEBRASKA	L	3-9
M29	NEBRASKA	W	1-0

M30	NEBRASKA	W	6-5
M31	NEBRASKA	W	4-2
A2	NEBRASKA	W	6-1
A2	NEBRASKA	L	3-4
A3	NEBRASKA	W	4-2
A3	NEBRASKA	W	3-2
A7	NORTHWESTERN STATE	W	19-1
A8	ST. EDWARD'S	W	3-1
A8	ST. EDWARD'S	W	6-4
A13	TEXAS A&M	L	1-5
	TEXAS A&M	L	1-6
A19	TEXAS	L	0-7
A19	TEXAS	W	3-0
A24	AIR FORCE	W	9-1
	AIR FORCE	W	9-6
A27	LAMAR	W	5-3
A27	LAMAR	W	4-2
	at Texas A&M	L	2-7
	at Texas A&M	L	1-12

1972 (25-23-1)

Coach Lovette Hill

F25	BAYLOR	W	9-5
F25	BAYLOR	W	3-2
F26	BAYLOR	L	0-2
F26	BAYLOR	L	7-8
	NICHOLLS STATE	W	5-3
	NICHOLLS STATE	W	3-0
M4	NICHOLLS STATE	W	6-3
M4	NICHOLLS STATE	L	3-4
	LOUISIANA-LAFAYETTE	L	7-8
	LOUISIANA-LAFAYETTE	W	4-2
M10	at Texas	L	2-9
M10	at Texas	L	0-7
M11	at Texas	L	2-8
M11	at Texas	L	1-5
M13	MCNEESE	W	4-2
M13	MCNEESE	W	6-2
M16	LOUISIANA-MONROE	W	7-6
M16	LOUISIANA-MONROE	L	0-5
M20	OKLAHOMA STATE	T	0-0
M22	OKLAHOMA STATE	W	3-1
M22	OKLAHOMA STATE	W	2-0
M23	OKLAHOMA STATE	L	1-2
M23	OKLAHOMA STATE	W	5-4
M24	OKLAHOMA STATE	W	2-1
M24	OKLAHOMA STATE	L	0-7
M25	NEBRASKA	W	2-1
M25	NEBRASKA	L	4-6
M27	NEBRASKA	W	12-10
M28	NEBRASKA	L	3-4
M28	NEBRASKA	W	4-3
M29	NEBRASKA	W	5-2
A4	LAMAR	W	5-1
A4	LAMAR	W	3-0
	SAM HOUSTON STATE	L	1-18
	SAM HOUSTON STATE	L	2-3
A8	SAM HOUSTON STATE	L	0-11
A8	SAM HOUSTON STATE	L	4-7
	at Texas A&M	L	0-2
	at Texas A&M	L	1-2
	at Rice	W	2-1
	at Rice	W	1-0
A15	RICE	W	8-2
A15	RICE	L	5-6
A18	TEXAS A&M	L	0-11
A18	TEXAS A&M	W	6-5
	at SMU	W	3-1
	at SMU	L	5-6
	at SMU	W	2-1
	at SMU	L	1-6

1973 (15-16-1, 9-11 SWC)

Coach Lovette Hill

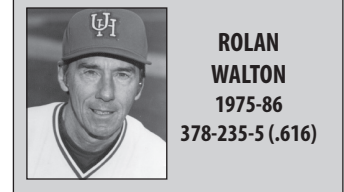
	IOWA STATE	W	12-3
	IOWA STATE	W	13-1
	IOWA STATE	L	5-11
F28	IOWA STATE	L	0-7
M3	LOUISIANA-MONROE	W	15-9
M3	LOUISIANA-MONROE	T	2-2
M9	TEXAS-PAN AMERICAN	L	0-5

M9	TEXAS-PAN AMERICAN	L	8-9
	MCNEESE	W	9-1
	MCNEESE	W	9-3
M17	RICE*	W	7-0
M17	RICE*	L	6-11
M19	RICE*	W	11-10
M22	at TCU*	W	5-3
M22	at TCU*	L	0-6
M24	at TCU*	L	7-12
M30	TEXAS*	L	1-3
M30	TEXAS*	L	5-11
M31	TEXAS*	W	2-1
A3	SAM HOUSTON STATE	W	3-1
A3	SAM HOUSTON STATE	L	5-7
A6	at Baylor*	L	0-3
A6	at Baylor*	L	1-2
A7	at Baylor*	W	4-1
A13	at Texas A&M*	L	1-14
A13	at Texas A&M*	L	2-8
A14	at Texas A&M*	L	1-9
A21	TEXAS TECH*	W	8-5
A21	TEXAS TECH*	W	6-5
A27	SMU*	W	6-4
A27	SMU*	L	5-9
A28	SMU*	W	6-4

1974 (20-21, 10-13 SWC)

Coach Lovette Hill

	TEXAS-PAN AMERICAN	L	5-8
	TEXAS-PAN AMERICAN	L	11-15
	TEXAS-PAN AMERICAN	L	0-2
	TEXAS-PAN AMERICAN	W	3-0
	NICHOLLS STATE	W	7-5
	NICHOLLS STATE	W	8-7
	NICHOLLS STATE	W	10-8
	NICHOLLS STATE	L	1-7
	LOUISIANA-LAFAYETTE	L	2-13
	LOUISIANA-LAFAYETTE	W	14-8
M1	at Texas*	L	7-8
M2	at Texas*	L	2-6
M2	at Texas*	L	3-20
	LAMAR	L	2-5
	LAMAR	W	7-4
M8	TCU*	L	0-10
M9	TCU*	L	2-4
M9	TCU*	W	7-4
	at Sam Houston State	L	2-6
	at Sam Houston State	L	7-8
M18	BAYLOR*	L	3-4
M19	BAYLOR*	L	0-8
M19	BAYLOR*	L	2-4
M29	at Texas Tech*	W	11-3
M30	at Texas Tech*	L	4-5
M30	at Texas Tech*	W	12-6
A5	TEXAS A&M*	W	13-6
A6	TEXAS A&M*	L	13-18
A6	TEXAS A&M*	W	9-6
	CORNELL	W	5-2
	CORNELL	W	4-0
A16	at Rice*	W	4-1
A16	at Rice*	L	4-11
A19	at SMU*	W	11-9
A20	at SMU*	L	2-5
A20	at SMU*	L	12-13
	MCNEESE	W	2-0
	MCNEESE	W	6-3
A26	ARKANSAS*	W	8-0
A27	ARKANSAS*	W	6-5
A27	ARKANSAS*	W	8-3



ROLAN WALTON
1975-86
378-235-5(.616)

1975 (18-25, 8-16 SWC)

Coach Rolan Walton

F15	TEXAS-PAN AMERICAN	W	5-4
F15	TEXAS-PAN AMERICAN	L	5-6
F16	TEXAS-PAN AMERICAN	W	4-2
F16	TEXAS-PAN AMERICAN	L	2-5
F22	at LSU	W	12-2
F22	at LSU	L	1-5
F23	at LSU	W	10-3
F23	at LSU	W	10-4
	LOUISIANA-LAFAYETTE	W	9-1
	LOUISIANA-LAFAYETTE	W	12-1
F28	TEXAS*	L	7-8
M1	TEXAS*	L	2-9
M1	TEXAS*	L	4-17
M7	at TCU*	W	6-5
M8	at TCU*	L	1-2
M8	at TCU*	L	3-7
M10	MCNEESE	W	4-3
M10	MCNEESE	W	3-2
M14	at Baylor*	L	4-6
M15	at Baylor*	L	2-13
M15	at Baylor*	L	2-4
M25	at Lamar	L	1-5
M25	at Lamar	L	1-5
M29	TEXAS TECH*	W	5-4
M29	TEXAS TECH*	W	5-2
M30	TEXAS TECH*	W	6-0
A1	at McNeese	L	1-2
A1	at McNeese	L	4-5
A4	at Texas A&M*	L	2-13
A5	at Texas A&M*	L	1-3
A5	at Texas A&M*	L	5-6
A12	RICE*	L	6-7
A12	RICE*	L	5-8
A13	RICE*	W	5-1
A18	SMU*	W	8-5
A19	SMU*	W	5-0
A19	SMU*	L	6-9
A23	LAMAR	W	7-5
A25	at Arkansas*	L	1-5
A26	at Arkansas*	L	0-3
	at Arkansas*	W	10-3
A28	at Oklahoma	L	1-8
A28	at Oklahoma	L	4-5

1976 (31-15, 16-8 SWC)

Coach Rolan Walton

F21	LSU	W	6-5
F21	LSU	L	4-9
F22	LSU	W	6-3
F22	LSU	W	11-1
	at Auburn	L	



Table with columns for Year, Opponent, Result, and Score. Includes games from 1919 to 1924.

1977 (27-17-1, 11-12-1 SWC)

Coach Rolan Walton

Table with columns for Year, Opponent, Result, and Score. Includes games from 1977 to 1924.

1978 (30-21, 14-10 SWC)

Coach Rolan Walton No. 13 Final Ranking

Table with columns for Year, Opponent, Result, and Score. Includes games from 1978 to 1924.

Table with columns for Year, Opponent, Result, and Score. Includes games from 1926 to 1924.

SWC Tournament - Austin, Texas

Table with columns for Year, Opponent, Result, and Score. Includes games from 1972 to 1974.

1979 (27-17, 11-13 SWC)

Coach Rolan Walton

Table with columns for Year, Opponent, Result, and Score. Includes games from 1979 to 1924.

Table with columns for Year, Opponent, Result, and Score. Includes games from 1926 to 1924.

- Citrus Tournament (Edinburg, Texas); % - Forfeited to UH due to an ineligible player.

1980 (17-28-1, 6-17-1 SWC)

Coach Rolan Walton

Table with columns for Year, Opponent, Result, and Score. Includes games from 1980 to 1924.

1981 (32-20-1, 11-9-1 SWC)

Coach Rolan Walton

Table with columns for Year, Opponent, Result, and Score. Includes games from 1981 to 1924.

Table with columns for Year, Opponent, Result, and Score. Includes games from 1926 to 1924.

SWC Tournament - Austin, Texas

Table with columns for Year, Opponent, Result, and Score. Includes games from 1975 to 1977.

1982 (42-14-2, 13-6 SWC)

Coach Rolan Walton NCAA West II Regional No. 19 Final Ranking

Table with columns for Year, Opponent, Result, and Score. Includes games from 1982 to 1924.



A17	ARKANSAS*	W	2-0
A17	ARKANSAS*	L	0-1
A20	STEPHEN F. AUSTIN	W	7-1
A20	STEPHEN F. AUSTIN	W	10-1
A25	at TCU*	W	7-5
A25	at TCU*	L	4-9
A26	at TCU*	W	9-6
A30	BAYLOR*	W	4-3
MY1	BAYLOR*	L	1-2
MY1	BAYLOR*	W	3-2
MY11	SAM HOUSTON STATE	W	2-1
MY11	SAM HOUSTON STATE	W	9-0

SWC Tournament – College Station, Texas

My14	vs. Arkansas	L	6-9
My15	at Texas A&M	W	13-6
My16	vs. Arkansas	W	9-8
My16	vs. Texas	L	5-10

West II Regional – Tempe, Ariz.

My28 #15	vs. #3 Cal State Fullerton	L	3-7
My29 #15	vs. San Diego State	W	13-3
My30 #15	at #1 Arizona State	L	5-9

**1983 (43-15, 13-8 SWC)
Coach Rolan Walton**

F19	at Texas Lutheran	W	7-6
F19	at Texas Lutheran	W	8-1
F20	at St. Mary's (Texas)	W	2-1
F20	at St. Mary's (Texas)	W	9-8
F22	MARY HARDIN-BAYLOR	W	6-1
F22	MARY HARDIN-BAYLOR	W	11-0
F26	TEXAS WESLEYAN	W	7-2
F26	TEXAS WESLEYAN	W	3-0
F27	TEXAS WESLEYAN	W	3-0
M1 #18	ST. EDWARD'S	W	9-1
M1 #18	ST. EDWARD'S	W	11-1
M6 #18	at Louisiana-Lafayette	W	6-0
M6 #18	at Louisiana-Lafayette	W	5-0
M8 #18	NORTHWESTERN STATE	W	2-0
M8 #18	NORTHWESTERN STATE	W	3-0
M12 #18	RICE*	W	3-0
M12 #18	RICE*	W	7-3
M13 #18	RICE*	W	10-1
M14 #4	at Northwestern State	W	5-1
M14 #4	at Northwestern State	W	2-0
M15 #4	at Stephen F. Austin	W	3-2
M15 #4	at Stephen F. Austin	L	2-3
M16 #4	SOUTH ALABAMA	W	7-0
M17 #4	SOUTH ALABAMA	L	6-9
M18 #4	SOUTH ALABAMA	W	16-3
M19 #4	CENTRAL MICHIGAN	W	4-3
M21 #4	MINNESOTA	W	7-4
M21 #4	MINNESOTA	W	3-1
M25 #4	#17 TEXAS A&M*	W	9-2
M26 #4	#17 TEXAS A&M*	W	4-3
M26 #4	#17 TEXAS A&M*	W	17-2
M28 #4	ST. FRANCIS (ILL.)	W	7-5
M29 #4	ST. FRANCIS (ILL.)	W	9-4
A1 #4	TEXAS TECH*	L	6-9
A1 #4	TEXAS TECH*	L	4-21
A2 #4	TEXAS TECH*	W	8-2
A5 #3	SOUTHWESTERN	W	10-1
A5 #3	SOUTHWESTERN	W	1-0

A10 #3	at Arkansas*	L	0-1
A10 #3	at Arkansas*	W	12-8
A11 #3	at Arkansas*	L	1-9
A13	DALLAS BAPTIST	L	7-8
A13	DALLAS BAPTIST	L	3-5
A16	TCU*	W	7-3
A16	TCU*	W	6-1
A17	TCU*	W	5-4
A19 #18	STEPHEN F. AUSTIN	L	3-4
A22 #18	at Baylor*	L	5-14
A23 #18	at Baylor*	L	0-3
A23 #18	at Baylor*	L	1-2
A26	TRINITY	W	7-2
A27	LOUISIANA-LAFAYETTE	W	1-0
A29	at #1 Texas*	W	4-3
A30	at #1 Texas*	W	4-3
A30	at #1 Texas*	L	2-12

SWC Tournament – Fayetteville, Ark.

My13	at Arkansas	L	3-4
------	-------------	---	-----

My14	vs. Rice	W	4-2
My15	at Arkansas	L	7-9

**1984 (32-23, 6-15 SWC)
Coach Rolan Walton**

F18	MARY HARDIN-BAYLOR	W	9-2
F18	MARY HARDIN-BAYLOR	W	5-1
F19	NORTH TEXAS	W	7-1
F19	NORTH TEXAS	W	4-1
F24	CALIFORNIA	W	2-0
F25	CALIFORNIA	L	4-7
F25	CALIFORNIA	W	7-6
F28	at Sam Houston State	L	7-10
F28	at Sam Houston State	L	2-4
F29	SAM HOUSTON STATE	L	6-7
F29	SAM HOUSTON STATE	W	11-7
M3	ST. FRANCIS (ILL.)	W	5-1
M3	ST. FRANCIS (ILL.)	W	4-3
M4	ST. FRANCIS (ILL.)	W	15-14
M7	MCNEESE	W	4-3
M7	MCNEESE	W	6-4
M9	CENTRAL MICHIGAN	W	4-0
M10	CENTRAL MICHIGAN	L	1-2
M10	CENTRAL MICHIGAN	W	6-5
M11	ST. MARY'S (TEXAS)	W	6-5
M12	TEXAS STATE	W	8-1
M12	TEXAS STATE	W	14-4
M14	at Louisiana Tech	W	3-2
M14	at Louisiana Tech	L	4-10
M15	at Centenary	L	9-14
M17	at #5 Rice*	W	2-1
M17	at #5 Rice*	L	1-6
M18	at #5 Rice*	L	4-6
M20	LAMAR	L	1-16
M21	at Lamar	W	8-4
M24	#3 TEXAS*	L	3-4
M24	#3 TEXAS*	L	0-19
M25	#3 TEXAS*	L	10-12
M27	NORTHWESTERN STATE	W	7-1
M27	NORTHWESTERN STATE	W	6-0
M30	at Texas A&M*	L	7-8
M31	at Texas A&M*	L	3-15
M31	at Texas A&M*	L	2-4
A3	SOUTHWESTERN	W	9-2
A4	SOUTHWESTERN	W	11-5
A7	at Texas Tech*	L	10-13
A8	at Texas Tech*	L	6-8
A8	at Texas Tech*	L	5-10
A11	STEPHEN F. AUSTIN	W	8-2
A14	ARKANSAS*	W	6-5
A14	ARKANSAS*	L	4-17
A15	ARKANSAS*	W	4-3
A17	NEW YORK TECH	W	7-4
A20	at TCU*	L	4-9
A21	at TCU*	W	16-3
A21	at TCU*	L	5-6
A24	TRINITY	W	8-6
A27	BAYLOR*	W	6-5
A28	BAYLOR*	W	6-1
A28	BAYLOR*	L	5-10

**1985 (44-17, 12-9 SWC)
Coach Rolan Walton
NCAA Central Regional
No. 22 Final Ranking**

F15	NORTH TEXAS	W	6-0
F16	NORTH TEXAS	W	19-4
F16	NORTH TEXAS	W	3-0
F20	LOUISIANA-LAFAYETTE	W	2-1
F26	LAMAR	W	10-7
F26	LAMAR	W	10-2
M2	NICHOLLS STATE	W	10-2
M2	NICHOLLS STATE	W	3-2
M3	NICHOLLS STATE	W	17-2
M5 #20	MCNEESE	W	14-6
M5 #20	MCNEESE	W	6-0
M9 #20	MARY HARDIN-BAYLOR	W	3-0
M9 #20	MARY HARDIN-BAYLOR	W	7-2
M10 #20	NEBRASKA-KEARNEY	W	7-0
M10 #20	NEBRASKA-KEARNEY	W	20-2
M11 #20	ST. FRANCIS (ILL.)	L	7-13

M11 #20	ST. FRANCIS (ILL.)	W	10-1
M12 #10	ST. FRANCIS (ILL.)	W	9-2
M12 #10	ST. FRANCIS (ILL.)	W	14-3
M13	KEARNEY STATE	W	5-3
M14 #10	#4 Oklahoma!	L	0-7
M17 #10	NOTRE DAME	W	14-4
M19 #10	TEXAS STATE	W	11-5
M22 #10	#19 TEXAS A&M*	L	7-9
M23 #10	#19 TEXAS A&M*	W	12-8
M23 #10	#19 TEXAS A&M*	W	8-2
M26 #11	SAM HOUSTON STATE	W	6-5
M26 #11	SAM HOUSTON STATE	L	3-9
M29 #11	TEXAS TECH*	W	8-2
M31 #11	TEXAS TECH*	W	13-7
M31 #11	TEXAS TECH*	W	20-3

A2 #13	CORNELL	W	9-8
A2 #13	CORNELL	W	10-3
A5 #13	at #5 Arkansas*	L	12-16
A6 #13	at #5 Arkansas*	L	4-5
A6 #13	at #5 Arkansas*	W	10-9
A9 #13	NEW YORK TECH	W	4-1
A9 #13	NEW YORK TECH	W	12-5
A13 #13	TCU*	W	5-3
A13 #13	TCU*	W	6-5
A14 #13	TCU*	W	3-2
A16 #10	SOUTHWESTERN	L	1-4
A16 #10	SOUTHWESTERN	W	3-0
A19 #10	at #19 Baylor*	L	6-22
A20 #10	at #19 Baylor*	W	10-5
A20 #10	at #19 Baylor*	L	2-3
A23 #14	TRINITY	W	18-0
A26 #14	RICE*	L	3-4 (12)
A27 #14	RICE*	W	3-2
A27 #14	RICE*	W	6-5
My4 #14	at #4 Texas*	L	0-8
My4 #14	at #4 Texas*	L	4-15
My5 #14	at #4 Texas*	L	9-11
MY12 #23	LAMAR	W	13-10
MY12 #23	LAMAR	W	10-6

SWC Tournament – Austin, Texas

My17 #25	at #1 Texas	L	0-5
My18 #25	vs. #10 Baylor	W	5-4
My19 #25	at #1 Texas	L	6-14

Central Regional – Austin, Texas

My23 #22	#21 LSU	W	11-4
My24 #22	at #1 Texas	L	2-9
My25 #22	Lamar	L	9-10


! – Texas-Pan American Tournament (Edinburg, Texas)

**1986 (35-23, 8-13 SWC)
Coach Rolan Walton**

F15	at St. Mary's (Texas)	W	17-3
F15	at St. Mary's (Texas)	W	6-1
F16	at Southwestern	W	3-1
F16	at Southwestern	W	10-0
F18	MCNEESE	W	9-0
F18	MCNEESE	W	13-3
F19	NEW YORK TECH	W	8-4
F21	at Louisiana-Lafayette!	W	8-6
F22	vs. Texas-Pan American!	W	20-3
F23	vs. #NA Tulane!	L	2-3
F25	ST. MARY'S (TEXAS)	W	4-3
F25	ST. MARY'S (TEXAS)	W	13-2
M1	NORTH TEXAS	W	9-2
M1	NORTH TEXAS	W	14-4
M2	NORTH TEXAS	W	20-0
M5	ST. EDWARD'S	W	5-2
M5	ST. EDWARD'S	W	6-5
M7	CENTRAL MICHIGAN	W	12-10
M7	CENTRAL MICHIGAN	W	9-2
M9	CENTRAL MICHIGAN	W	7-6
M9	#NA WICHITA STATE	L	3-14
M10	#NA WICHITA STATE	W	6-3
M11	at Nicholls State	L	0-2
M11	at Nicholls State	L	2-6
M13	MIAMI (OHIO)	W	9-2
M13	#6 OKLAHOMA STATE	W	4-0
M14	#5 OKLAHOMA STATE	L	9-19
M15	vs. #23 Oklahoma%	L	7-15
M16	#23 OKLAHOMA	L	3-9
M19	SCHREINER	W	7-1

M22	at Texas A&M*	W	15-1
M22	at Texas A&M*	L	1-10
M23	at Texas A&M*	L	1-9
M25	ST. FRANCIS (ILL.)	W	12-5
M26	MINNESOTA	W	8-3
M28	at Texas Tech*	W	12-6
M29	at Texas Tech*	L	9-10
M29	at Texas Tech*	L	8-14
A4	ARKANSAS*	L	6-15
A5	ARKANSAS*	L	2-3
A5	ARKANSAS*	L	6-10
A8	at Sam Houston State	L	1-3
A8	at Sam Houston State	L	1-3
A11	at TCU*	W	7-6
A12	at TCU*	W	7-6
A12	at TCU*	W	4-2
A15	SOUTHWESTERN	W	5-2
A15	SOUTHWESTERN	W	9-3
A18	BAYLOR*	L	0-5
A19	BAYLOR*	L	7-9
A19	BAYLOR*	L	4-5
A23	LOUISIANA-LAFAYETTE	L	0-7
A25	at Rice*	L	5-6
A26	at Rice*	L	0-2
A26	at Rice*	W	7-0
MY2	TEXAS*	L	0-1
MY3	TEXAS*	W	5-3
MY3	TEXAS*	W	4-2

! – Louisiana Classics (Lafayette, La.)
% – Played at Riverside Park (Victoria, Texas)



**DR. BRAGG
STOCKTON
1987-94
283-183-4 (.606)**

**1987 (40-24-1, 11-10)
Coach Bragg Stockton
NCAA Central Regional
No. 14 Final Ranking**

F10	Prairie View A&M	W	11-0
F10	Prairie View A&M	W	4-0
F13	at Louisiana-Lafayette	L	6-7
F13	at Louisiana-Lafayette	W	7-2
F14	at Louisiana-Lafayette	L	3-4
F18	PRAIRIE VIEW A&M	W	18-1
F18	PRAIRIE VIEW A&M	W	32-0
F22	NEW YORK TECH	W	10-4
F22	NEW YORK TECH	T	6-6
F23	LAMAR	W	3-2
F23	LAMAR	L	3-4
F28	NORTH TEXAS	W	4-2
F28	NORTH TEXAS	W	27-3
M1	NORTH TEXAS	W	10-0
M3	ST. EDWARD'S	W	8-4
M3	ST. EDWARD'S	W	2-0
M6	TEXAS STATE	L	4-6
M7	WESTERN KENTUCKY	L	1-4 (9)
M7	WESTERN KENTUCKY	L	3-5
M8	WESTERN KENTUCKY	W	6-5
M9	WESTERN KENTUCKY	L	2-3
M10	SAM HOUSTON STATE	W	4-2
M12	ST. FRANCIS (ILL.)	W	12-7
M12	ST. FRANCIS (ILL.)	W	9-5
M14	at #19 Wichita State	L	4-7
M14	at #19 Wichita State	W	12-11
M15	at #19 Wichita State	W	2-1
M16	at Oral Roberts	L	6-8
M17	NEBRASKA-KEARNEY	W	12-6
M20	TEXAS TECH*	L	5-8 (10)
M21	TEXAS TECH*	W	3-2
M21	TEXAS TECH*	L	8-9 (10)
M23	MINNESOTA	L	15-18
M27	at #17 Arkansas*	W	4-3
M28	at #17 Arkansas*	L	3-10
M28	at #17 Arkansas*	L	6-12



Table with columns: Game ID, Location, Opponent, Score, Date. Includes games M31 through MY2.

SWC Tournament - Austin, Texas. Games My15 through My17.

Central Regional - Austin, Texas. Games My21 through My24.

1988 (33-22-3, 6-14 SWC)

Coach Bragg Stockton

Table of 1988 season results, including games F13 through A19.

Table of 1989 season results, including games A22 through My7.

1989 (43-17, 9-12 SWC)

Coach Bragg Stockton

Table of 1989 season results, including games F12 through MY13.

SWC Tournament - College Station, Texas. Games My18 through My19.

! - Louisiana Classics (Lafayette, La.); & - USADiamond Club Classic (Mobile, Ala.)

1990 (44-23, 12-9 SWC)

Coach Bragg Stockton
NCAA South I Regional
No. 21 Final Ranking

Table of 1990 season results, including games F3 through A28.

SWC Tournament - Austin, Texas. Games My17 through My19.

South I Regional - Baton Rouge, La. Games My24 through My26.

1991 (37-19, 10-11 SWC)

Coach Bragg Stockton

Table of 1991 season results, including games F6 through F10.

Table of 1992 season results, including games F13 through MY5.

1992 (25-28, 13-21 SWC)

Coach Bragg Stockton

Table of 1992 season results, including games F6 through M17.



M20	at Texas Tech*	L	8-9
M21	at Texas Tech*	W	7-1
M21	at Texas Tech*	L	9-10 (10)
M25	MCNEESE	W	17-3
M27	at Baylor*	L	1-5
M28	at Baylor*	W	3-1
M28	at Baylor*	W	7-5
M31	at Lamar	W	6-3
A1	UTSA	L	6-8
A4	at Tulane	L	2-5
A5	at Tulane	W	4-3
A7	at Stephen F. Austin	W	9-4
A10	RICE*	L	1-6
A11	RICE*	L	0-4
A11	RICE*	W	5-4 (15)
A14	at Sam Houston State	L	3-4 (10)
A17	at Texas*	L	3-4
A18	at Texas*	W	4-1
A18	at Texas*	L	0-4
A24	TEXAS A&M*	L	2-4
A25	TEXAS A&M*	W	2-1
A25	TEXAS A&M*	L	1-4
A28	LAMAR	L	10-11
My1	at TCU*	W	5-3
My2	at TCU*	L	2-5
My2	at TCU*	W	2-1
MY15	TEXAS TECH*	W	6-1

1993 (31-24, 3-15 SWC)

Coch Bragg Stockton

F1	UTSA	W	6-5 (7)
F1	UTSA	W	7-1
F4	TEXAS SOUTHERN	W	20-4
F6	STEPHEN F. AUSTIN	W	10-8 (7)
F6	STEPHEN F. AUSTIN	W	13-1 (7)
F7	ST. EDWARD'S	W	12-4
F9	at Stephen F. Austin	W	7-5 (7)
F9	at Stephen F. Austin	W	8-2 (7)
F13	#16 TULANE	W	9-7
F14	#16 TULANE	W	5-3
F15 #20	MCNEESE	L	4-12
F17 #20	HOUSTON BAPTIST	W	10-3
F19 #20	at Texas-Pan American	W	3-1
F20 #20	vs. Prairie View A&M!	W	13-3
F20 #20	at Texas-Pan American	W	6-1
F21 #20	at Texas-Pan American	W	8-1
F23 #17	LAMAR	W	4-2
F26 #17	TEXAS STATE	W	6-4
F27 #17	TEXAS STATE	L	3-4
M4 #15	at Louisiana-Lafayette	W	7-3
M5 #15	vs. Oklahoma State§	L	9-28
M6 #15	vs. Mississippi§	L	2-6
M7 #15	at Louisiana-Lafayette§	L	5-7
M8 #15	ILLINOIS STATE	W	27-5
M13 #15	at #13 Rice*	L	4-17
M14 #15	at #13 Rice*	L	1-2 (7)
M14 #15	at #13 Rice*	L	1-4
M16	SAM HOUSTON STATE	L	5-9
M20	at #1 Texas*	W	4-1 (7)
M20	at #1 Texas*	L	7-8
M21	at #1 Texas*	L	5-8
M23	TEXAS SOUTHERN	W	14-2
M26	TEXAS A&M*	L	3-6
M27	TEXAS A&M*	L10-20 (7)	
M27	TEXAS A&M*	L14-19 (11)	
M30	at Lamar	L	1-7
A2	#12 TEXAS TECH*	L	2-13
A3	#12 TEXAS TECH*	W	3-1
A3	#12 TEXAS TECH*	L	3-4 (6)
A6	at Sam Houston State	W	6-5
A9	TARLETON STATE	W	17-13
A10	TARLETON STATE	W	5-2 (7)
A10	TARLETON STATE	W	9-3 (7)
A13	HOUSTON BAPTIST	W	5-1
A16	at TCU*	L	2-7
A17	at TCU*	W	7-5 (7)
A17	at TCU*	L	6-9
A21	at UTSA	L	5-6
A23	at Oklahoma	W	9-8
A24	at Oklahoma	L	13-14
A26	TEXAS-PAN AMERICAN	W	8-1 (7)
A26	TEXAS-PAN AMERICAN	W	14-3 (7)

MY1	BAYLOR*	L	3-4
MY2	BAYLOR*	L	3-10
MY2	BAYLOR*	L	8-13

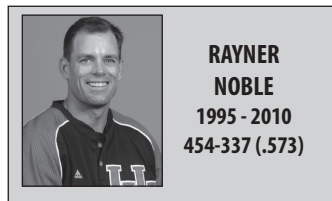
! - Played at Edinburg, Texas;
§ - at Louisiana Classics (Lafayette, La.)

1994 (30-26, 4-14 SWC)

Coch Bragg Stockton

F5	TEXAS LUTHERAN	W	3-0
F5	TEXAS LUTHERAN	W	4-0
F6	TEXAS WESLEYAN	L	0-11
F8	at Stephen F. Austin	W	1-0
F8	at Stephen F. Austin	W	8-3
F9	at McNeese	W	5-4
F12	TEXAS STATE	W	3-1
F13	TEXAS STATE	W	5-4
F16	UTSA	W	3-2
F16	UTSA	L	3-7
F19	at Louisiana Tech	L	1-2
F19	at Louisiana Tech	W	6-0
F20	at Louisiana Tech	L	5-6
F22	SAM HOUSTON STATE	W	3-2
F26	#7 LSU	L	5-8
F27	#7 LSU	L	2-7
M2	at UTSA	W	10-1
M2	at UTSA	L	2-10
M4	TAMPA	L	2-8
M5	TAMPA	W	11-9
M5	#25 MCNEESE	L	7-18
M7	OKLAHOMA	L	3-7
M8	CREIGHTON	W	9-8 (11)
M9	#14 OKLAHOMA	W	8-3
M11	CREIGHTON!	L	2-5 (11)
M13	INDIANA STATE!	W	11-3
M13	CHICAGO STATE!	W	10-3
M15	STEPHEN F. AUSTIN	W	5-2
M15	STEPHEN F. AUSTIN	W	3-0
M18	#10 RICE*	W	9-8 (10)
M19	#10 RICE*	W	8-7
M19	#10 RICE*	L	6-26
M22	TEXAS SOUTHERN	W	13-2
M25	#5 TEXAS*	L	7-13
M26	#5 TEXAS*	W	7-2
M26	#5 TEXAS*	L	8-17
M29	#21 LAMAR	W	9-5
A1	at #NA Texas A&M*	L	9-15
A2	at #NA Texas A&M*	L	1-2 (8)
A2	at #NA Texas A&M*	W	8-3
A5	Schreiner%	W	11-1
A8	at Texas Tech*	L	3-11
A9	at Texas Tech*	L	4-11
A9	at Texas Tech*	L	8-11
A12	at Sam Houston State	W	6-5
A16	Texas-Pan American§	L	2-7
A17	Texas-Pan American§	W	3-2
A17	Texas-Pan American§	W	4-2
A19	at Lamar	W	3-1
A23	TCU+*	L	4-9
A23	TCU+*	L	4-19
A24	TCU+*	L	2-13
A26	East Texas Baptist%	W	9-2
A30	at Baylor*	L	3-5
My1	at Baylor*	L	2-6
My1	at Baylor*	L	5-6

! - Cougar Classic; % - at Cameron Field, Rice;
§ - Played at Humble High School (Humble, Texas);
+ - Played at Olsen Field (College Station, Texas)



RAYNER NOBLE
1995 - 2010
454-337 (.573)

1995 (26-29, 6-18 SWC)

Coch Rayner Noble

F8	at McNeese	L	1-2
F11	at Texas State	W	5-1
F11	at Texas State	L	4-5
F15	at Texas-Pan American	W	6-0
F15	at Texas-Pan American	L	6-7

F17	at New Orleans!	L	2-8
F18	LSU!	W	4-3
F19	at Tulane!	W	7-6
F22	SAM HOUSTON STATE	W	10-2
F23	TEXAS SOUTHERN	W	12-0
F25	at LSU	L	3-14
F26	at LSU	L	6-13
M1	LOUISIANA TECH	W	15-6
M1	LOUISIANA TECH	W	3-2
M4	MCNEESE	L	1-6
M5	MCNEESE	W	3-2
M5	MCNEESE	W	4-1
M8	UTSA	W	5-4
M10	NORTHWESTERN STATE	L	8-9
M11	NORTHWESTERN STATE	W	2-1
M11	NORTHWESTERN STATE	L	0-2
M14	LAMAR	W	5-4 (10)
M16	RICE*(-)	L	5-8
M17	Texas Tech*&(-)	L	7-9
M18	BAYLOR*(-)	L	1-2
M19	TEXAS*(-)	L	4-5
M21	at UTSA	W	12-7
M24	at Texas*	L	5-6
M25	at Texas*	L	2-5
M25	at Texas*	L	6-13
M28	TEXAS STATE	W	6-1
M28	TEXAS STATE	W	3-2
A1	TEXAS A&M*	L	4-10
A1	TEXAS A&M*	L	5-9
A2	TEXAS A&M*	L	1-4 (10)
A2	TEXAS A&M*	L	0-7
A7	TEXAS TECH*	W	7-6
A8	TEXAS TECH*	L	5-6
A8	TEXAS TECH*	L	9-15
A11	at Sam Houston State	W	2-1
A14	at TCU*	L	3-9
A14	at TCU*	W	17-16(10)
A15	at TCU*	W	7-1
A15	at TCU*	L	4-6
A17	at Texas Southern	W	15-3
A21	at Oklahoma	L	3-4
A25	INCARNATE WORD	L	1-5
A25	INCARNATE WORD	W	7-3
A28	BAYLOR*	L	4-5
A29	BAYLOR*	W	7-5
A29	BAYLOR*	W	5-3
My2	at Lamar	W	13-8
My12	at Rice*	W	7-4
My13	at Rice*	L	3-8
My13	at Rice*	L	6-8

! - Winn-Dixie Showdown (New Orleans);

* - SWC First Pitch Tournament;

& - UH home game played at Rice

1996 (29-28, 9-15 SWC)

Coch Rayner Noble

F13	at McNeese	W	7-1
F14	SAM HOUSTON STATE	L	6-7
F16	TEXAS STATE	W	7-6
F17	TEXAS STATE	W	14-5
F18	TEXAS STATE	L	11-14
F20	LAMAR	W	12-8
F21	TEXAS SOUTHERN	W	18-3
F23	ILLINOIS	L	4-8
F24	ILLINOIS	W	7-4
F25	ILLINOIS	W	8-6 (10)
F27	at Houston Baptist	L	1-5
M2	MICHIGAN	W	11-4
M3	MICHIGAN	W	5-4
M4	MICHIGAN	W	11-4
M5	MICHIGAN	W	9-4
M6	MCNEESE	L	7-14
M8	#21 UCF	W	9-5
M9	#21 UCF	W	8-3
M10	#21 UCF	L	1-5
M12	at Lamar	L	8-9
M14	RICE*(-)	L	3-9
M15	TEXAS TECH*(-)	L	5-14
M16	BAYLOR*(-)	W	7-5
M17	TEXAS*(-)	L	7-22
M19	at Louisiana-Lafayette	W	5-3
M22	at Texas A&M*	W	15-13

M23	at Texas A&M*	L	8-11
M23	at Texas A&M*	L	4-5
M24	at Texas A&M*	L	3-11
M29	at Oklahoma	L	6-7
M30	at Oklahoma	W	9-3
M31	at Oklahoma	L	6-7
A2	LAMAR	W	5-2
A6	#20 TEXAS*	L	1-6
A6	#20 TEXAS*	L	5-10
A7	#20 TEXAS*	L	3-11
A8	TEXAS SOUTHERN	W	8-6
A9	at Sam Houston State	W	20-5
A12	at Baylor*	L	3-8
A13	at Baylor*	W	2-0
A13	at Baylor*	L	12-13
A16	at Wichita State	L	3-13
A17	at Wichita State	L	3-6
A19	TCU*	W	9-2
A20	TCU*	W	5-2
A20	TCU*	W	10-9
A21	TCU*	L	4-14
A23	LOUISIANA-LAFAYETTE	W	3-2 (10)
A26	at Texas Tech*	L	1-11
A27	at Texas Tech*	W	5-1
A27	at Texas Tech*	L	2-9
A30	at Lamar	W	8-7
MY10	RICE*	L8-16 (13)	
MY11	RICE*	W	3-2
MY11	RICE*	W	4-3

SWC Tournament - Lubbock, Texas

My15	at Texas Tech	L	5-11
My16	vs. Texas A&M	L	10-12

-- SWC First Pitch Tournament

1997 (40-23, 19-8 C-USA)

Coch Rayner Noble
C-USA Tournament Champions
NCAA South I Regional

F8	at #4 Rice	W	16-12
F9	#4 RICE	L	8-11
F11</			



Table with columns: Year, Rank, Team, Opponent, Result, Score. Includes games from 2001 to 2011.

C-USA Championship - New Orleans, La. Table with columns: Year, Opponent, Result, Score.

South I Regional - Baton Rouge, La. Table with columns: Year, Rank, Opponent, Result, Score.

1998 (34-25, 21-6 C-USA)

Coach Rayner Noble

Main table for 1998 season with columns: Year, Rank, Team, Opponent, Result, Score.

C-USA Championship - New Orleans, La. Table with columns: Year, Opponent, Result, Score.

1999 (40-24, 20-7 C-USA)

Coach Rayner Noble

C-USA Champions
NCAA Houston Regional
No. 24 Final Ranking

Main table for 1999 season with columns: Year, Rank, Team, Opponent, Result, Score.

C-USA Championship - St. Petersburg, Fla. Table with columns: Year, Opponent, Result, Score.

C-USA Championship - Millington, Tenn. Table with columns: Year, Opponent, Result, Score.

Houston Regional - Cougar Field Table with columns: Year, Rank, Opponent, Result, Score.

! - Adam's Mark/Houston Invitational (Cougar Field); ^ - Moores' Cup; \$ - Silver Glove Series

2000 (48-18, 21-4 C-USA)
Coach Rayner Noble
NCAA Houston Super Regional
NCAA Houston Regional Champions
C-USA Tournament Champions
C-USA Regular-Season Champions
No. 11 Final Ranking

Main table for 2000 season with columns: Year, Rank, Team, Opponent, Result, Score.

C-USA Championship - St. Petersburg, Fla. Table with columns: Year, Opponent, Result, Score.

Houston Regional - Cougar Field Table with columns: Year, Rank, Opponent, Result, Score.

Houston Super Regional - Cougar Field Table with columns: Year, Rank, Opponent, Result, Score.

! - Houston Hilton Plaza Invitational (Cougar Field); \$ - Silver Glove Series

2001 (29-30, 20-7 C-USA)
Coach Rayner Noble
NCAA Houston Regional

Main table for 2001 season with columns: Year, Rank, Team, Opponent, Result, Score.

C-USA Championship - New Orleans, La. Table with columns: Year, Opponent, Result, Score.

Houston Regional - Reckling Park Table with columns: Year, Rank, Opponent, Result, Score.

! - Astros College Classic (Houston; Enron Field); ^ - Moores' Cup; \$ - Silver Glove Series

2002 (48-17, 22-7 C-USA)

Coach Rayner Noble

NCAA Austin Super Regional
NCAA Mesa Regional Champions
C-USA Regular-Season Champions
No. 9 Final Ranking

Main table for 2002 season with columns: Year, Rank, Team, Opponent, Result, Score.



F22	#3 LSU	W	11-3
F23	#3 LSU	L	4-8
F24	#3 LSU	W	12-11
M1	#25 #8 Cal State Fullerton%	W	7-3
M2	#25 #17 USC%	W	9-4
M3	#25 #6 Miami%	W	8-6
M8	#10 at #27 Louisiana-Lafayette	W	5-2
M9	#10 at #27 Louisiana-Lafayette	W	7-3
M10	#10 at #27 Louisiana-Lafayette	W	9-8
M12	#8 MCNEESE	W	7-6
M15	#8 at UAB*	W	3-2
M16	#8 at UAB*	W	5-1
M17	#8 at UAB*	L	2-6
M19	#7 at #4 Rice\$	L	3-7
M20	#7 #4 RICE\$	L	1-3 (11)
M22	#7 #35 TULANE*	W	8-0
M23	#7 #35 TULANE*	W	11-1
M24	#7 #35 TULANE*	W	11-3
M26	#5 FRESNO STATE	W	11-0
M29	#5 at #34 Southern Miss*	W	3-2 (10)
M30	#5 at #34 Southern Miss*	L	4-8
M31	#5 at #34 Southern Miss*	W	7-6 (13)
A2	#5 #3 RICE\$	W	1-0
A5	#5 at East Carolina*	L	4-5
A6	#5 at East Carolina*	L	4-11
A7	#5 at East Carolina*	W	7-3
A9	#7 #18 TEXAS A&M	W	10-2
A12	#7 MEMPHIS*	W	15-1
A13	#7 MEMPHIS*	W	15-3
A14	#7 MEMPHIS*	W	16-6
A16	#7 at Rice\$	L	5-7
A19	#7 CINCINNATI*	W	10-2
A20	#7 CINCINNATI*	L	10-11(12)
A21	#7 CINCINNATI*	W	10-1
A24	#10 SAM HOUSTON STATE	W	6-1
A26	#10 at Saint Louis*	W	7-3
A28	#10 at Saint Louis*	W	9-5
A30	#8 UTSA	W	5-2
MY3	#8 USF*	L	9-10
MY4	#8 USF*	L	2-9
MY5	#8 USF*	W	11-1
My10	#11 at Charlotte*	W	9-1
My11	#11 at Charlotte*	W	8-4
My12	#11 at Charlotte*	W	3-2
My14	#9 at #14 Baylor	W	5-4
MY16	#9 TCU*	W	2-0
MY18	#9 TCU*	W	4-2
MY18	#9 TCU*	W	6-1

C-USA Championship – Kinston, N.C.

My21	#6 vs. Saint Louis	W	5-0
My23	#6 vs. #32 Southern Miss	W	7-1
My25	#6 vs. Tulane	W	7-2
My26	#6 vs. East Carolina	L	0-4

Mesa Regional – Mesa, Ariz.

My31	#7 vs. #34 New Mexico St.	W	9-0
J1	#7 at #15 Arizona State	W	8-4
J2	#7 at #15 Arizona State	W	8-3

Austin Super Regional – Austin, Texas

J7	#6 at #3 Texas	W	2-0
J8	#6 at #3 Texas	L	2-17
J9	#6 at #3 Texas	L	2-5

^ – Houston College Classic (Astros Field); & – Lone Star Classic (Round Rock, Texas); % – Kia Bash (Fullerton, Calif.); \$ – Silver Glove Series

M8	NORTHWESTERN STATE	W	2-1
M9	NORTHWESTERN STATE	L	4-6
M11	at #8 Baylor	L	4-15
M14	EAST CAROLINA*	L	0-1 (12)
M15	EAST CAROLINA*	W	2-1
M16	EAST CAROLINA*	L	5-7 (10)
M19	#1 RICE\$	L	6-7 (11)
M21	at Cincinnati*	W	13-2
M22	at Cincinnati*	W	13-6
M23	at Cincinnati*	W	16-3
M25	at Sam Houston State	W	7-3
M28	at TCU*	W	5-2
M29	at TCU*	L	2-5
M30	at TCU*	W	6-5
A1	at Rice\$	L	0-11
A4	#31 UAB*	W	4-3
A5	#31 UAB*	W	2-1
A6	#31 UAB*	W	3-2
A8	TEXAS STATE	W	14-6
A11	at Tulane*	L	1-2
A12	at Tulane*	L	2-4
A13	at Tulane*	L	1-5
A16	#1 RICE\$	W	5-1
A18	SAINT LOUIS*	W	8-2
A19	SAINT LOUIS*	W	8-5
A20	SAINT LOUIS*	W	4-1
A22	at Texas State	W	7-3
A26	at USF*	W	5-3 (10)
A26	at USF*	L	7-10
A27	at USF*	W	12-7 (10)
A29	UTSA	W	8-6
A30	at #20 Baylor	L	4-5 (10)
MY2	LOUISVILLE*	W	8-3
MY3	LOUISVILLE*	L	6-8
MY4	LOUISVILLE*	W	9-7
My9	* at Memphis	L	1-4
My10	* at Memphis	W	11-8
My11	* at Memphis	L	6-9
My13	at #9 Texas A&M	W	8-6
MY15	#17 SOUTHERN MISS*	L	11-19
MY16	#17 SOUTHERN MISS*	W	6-5
MY17	#17 SOUTHERN MISS*	L	3-15

C-USA Championship – New Orleans, La.

My21	vs. East Carolina	W	2-1
My22	vs. #15 Southern Miss	L	2-7
My23	vs. East Carolina	L	0-5

College Station Regional – College Station, Texas

My30	vs. #23 Alabama	L	3-9
My31	vs. Oral Roberts	W	4-2
My31	vs. #23 Alabama	W	16-8
J1	at #10 Texas A&M	W	7-6
J1	at #10 Texas A&M	W	7-6 (10)

Houston Super Regional – Reckling Park

J7	#17 at #1 Rice	W	5-2
J8	#17 at #1 Rice	L	2-10
J9	#17 at #1 Rice	L	2-5

! – Battle at the Beach (Malibu, Calif.); @ – Minute Maid Park College Classic (Houston; Minute Maid Park); \$ – Silver Glove Series

2004 (30-29, 19-11 C-USA)

Coach Rayner Noble

F13	vs. Kansas State!	W	12-4
F14	vs. Texas Tech!	L	7-12 (11)
F15	vs. #4 Texas!	L	5-6
F17	at #1 Rice\$	L	4-8
F20	#14 CAL STATE FULLERTONW	3-2	
F21	#14 CAL STATE FULLERTONL	0-11	
F22	#14 CAL STATE FULLERTONL	4-9	
F27	#8 LONG BEACH STATE	L	1-6
F28	#8 LONG BEACH STATE	L	1-4
F29	#8 LONG BEACH STATE	W	4-2
M2	#25 BAYLOR	W	10-4
M5	at #1 LSU	L	3-9
M6	at #1 LSU	W	10-5
M7	at #1 LSU	L	2-8
M9	#12 TEXAS A&M	L	7-8
M11	vs. San Diego State%	L	0-4
M13	vs. San Diego%	L	6-11
M14	vs. UCLA%	W	7-6
M16	#3 RICE\$	W	3-2
M19	at #18 Southern Miss*	L	3-8

M20	at #18 Southern Miss*	W	10-6
M21	at #18 Southern Miss*	L	3-4
M23	vs. Texas Tech^	L	11-12
M26	TCU*	L	0-1
M27	TCU*	W	9-2
M28	TCU*	L	7-18
M30	at #4 Rice\$	L	3-8
A2	at UAB*	W	9-3
A3	at UAB*	W	8-0
A4	at UAB*	W	5-2
A7	#4 RICE\$	L	3-4
A9	CHARLOTTE*	W	11-4
A10	CHARLOTTE*	W	6-4
A10	CHARLOTTE*	L	3-5
A13	at #13 Texas A&M	L	1-8
A16	at Saint Louis*	L	3-4
A17	at Saint Louis*	W	7-3
A18	at Saint Louis*	W	9-3
A20	at UTSA	W	16-8
A23	CINCINNATI*	W	17-0
A24	CINCINNATI*	W	7-6
A25	CINCINNATI*	W	6-3
A27	SAM HOUSTON STATE	W	10-5
A30	at #7 East Carolina*	L	10-11
My1	at #7 East Carolina*	L	3-5
My2	at #7 East Carolina*	L	5-9
MY7	MEMPHIS*	W	9-2
MY8	MEMPHIS*	W	6-2
MY9	MEMPHIS*	W	8-6
My15	at Louisville*	W	12-2
My15	at Louisville*	L	5-7
My16	at Louisville*	W	8-4
MY20	#11 TULANE*	W	3-2
MY21	#11 TULANE*	W	3-2
MY22	#11 TULANE*	L	4-5

C-USA Championship – Houston, Texas (Cougar Field)

MY26	TCU	W	9-5
MY27	#4 EAST CAROLINA	W	6-5
MY29	TCU	L	3-8
MY29	TCU	L	4-5

! – Minute Maid Park College Classic (Houston; Minute Maid Park); \$ – Silver Glove Series; % – Aztec Invitational at PETCO Park (San Diego, Calif.); ^ – Played at First American Bank Ballpark (Midland, Texas)

2005 (29-30, 16-13 C-USA)

Coach Rayner Noble

F11	vs. #10 Baylor!	L	6-8
F12	vs. #23 Oklahoma State!	L	2-3
F13	vs. #9 Texas A&M!	W	6-1
F15	#10 RICE\$	L	6-7 (10)
F18	PEPPERDINE	W	5-3
F19	PEPPERDINE	L	3-6
F20	PEPPERDINE	L	12-18
F22	at #7 Rice\$	L	3-4 (10)
F25	#2 LSU	W	2-1
F27	#2 LSU	L	5-11
F27	#2 LSU	L	1-8
M4	LOYOLA MARYMOUNT	L	4-7
M5	LOYOLA MARYMOUNT	W	6-2
M6	LOYOLA MARYMOUNT	W	8-3
M8	SAM HOUSTON STATE	W	4-0
M11	at #35 Long Beach St.	W	2-1
M12	at #35 Long Beach St.	L	1-5
M13	at #35 Long Beach St.	L	4-5
M18	at Memphis*	W	6-0
M19	at Memphis*	L	6-9
M20	at Memphis*	W	11-1
M22	#14 TEXAS A&M	L	2-9
M25	#31 UAB*	W	9-6
M26	#31 UAB*	L	4-7 (10)
M27	#31 UAB*	W	8-1
M29	#13 RICE\$	L	2-6
A3	at Cincinnati*	L	1-2
A3	at Cincinnati*	W	14-1
A5	at #15 Baylor	W	9-3
A8	LOUISVILLE*	W	5-1
A9	LOUISVILLE*	L	2-3
A10	LOUISVILLE*	L	6-10
A15	at #1 Tulane*	W	6-4
A16	at #1 Tulane*	L	4-5
A17	at #1 Tulane*	L	2-7
A19	at Sam Houston State	W	6-2
A22	USF*	L	2-6

A23	USF*	W	8-2
A24	USF*	W	3-2
A26	at #14 Rice\$	L	9-10
A29	at #28 TCU*	L	2-7
A30	at #28 TCU*	L	6-9
My1	at #28 TCU*	W	6-1
MY3	TEXAS SOUTHERN	W	6-5
MY6	SAINT LOUIS*	W	8-6
MY7	SAINT LOUIS*	W	2-1 (13)
MY8	SAINT LOUIS*	W	8-2
My10	at Texas A&M	L	6-7
My13	at Charlotte*	W	7-5
My14	at Charlotte*	L	7-8 (12)
My15	at Charlotte*	W	6-5 (11)
MY17	#11 RICE\$	W	3-2
MY19	#30 SOUTHERN MISS*	L	5-10
MY20	#30 SOUTHERN MISS*	W	11-7
MY21	#30 SOUTHERN MISS*	L	7-11

C-USA Championship – Hattiesburg, Miss.

My25	vs. East Carolina	L	5-6
My26	vs. UAB	W	7-5
My27	vs. East Carolina	W	6-4
My28	vs. #1 Tulane	L	1-10

! – Minute Maid Park College Classic (Houston; Minute Maid Park); \$ – Silver Glove Series

2006 (39-22, 18-6 C-USA)

Coach Rayner Noble
NCAA Norman Regional
No. 21 Final Ranking

F7	UTSA	W	11-10 (10)
F10	vs. #7 Texas!	L	1-3
F11	vs. #21 TCU!	L	4-6
F12	vs. Texas Tech!	W	5-1
F14	STEPHEN F. AUSTIN	W	8-1
F17	at #23 Arizona State	L	3-4
F18	at #23 Arizona State	L	1-11
F19	at #23 Arizona State	L	6-8
F24	MONMOUTH	W	3-1
F25	MONMOUTH	W	9-1
F26	MONMOUTH	W	6-0
F28	at Lamar	L	4-5
M3	at #8 LSU	W	5-3
M4	at #8 LSU	L	0-7
M5	at #8 LSU	L	3-5
M7	LAMAR	W	4-3
M10	at UC Irvine	W	3-2
M11	at UC Irvine	W	7-3
M12	at UC Irvine	L	2-3
M14	#18 BAYLOR	W	5-3
M17	SAN DIEGO	L	4-9
M18	SAN DIEGO	L	0-2
M19	SAN DIEGO	W	3-2
M21	TEXAS A&M	L	2-3
M24	MARSHALL*	W	7-0
M25	MARSHALL*	W	4-1
M26	MARSHALL*	W	15-1 (7)
M31	at East Carolina*	W	4-3
A1	at East Carolina*	W	13-4
A2	at East Carolina*	L	0-3
A4	MCNEESE	W	12-8
A7	#18 TULANE*	W	8-4
A8	#18 TULANE*	L	4-8
A9	#18 TULANE*	W	5-3
A11	#25 at McNeese	W	11-1
A14	#25 at #22 Southern Miss*	W	24-7
A15	#25 at #22 Southern Miss*	W	13-5
A16	#25 at #22 Southern Miss*	L	7-14
A18	#19 at Texas A&M	W	9-6
A21	#19 MEMPHIS*	W	3-2
A22	#19 MEMPHIS*	W	7-1
A23	#19 MEMPHIS*	W	8-7 (16)
A26	#13 SAM HOUSTON STATE	W	4-3
A28	#13 at UAB*	W	7-2
A29	#13 at UAB*	L	4-7
A29	#13 at UAB*	W	9-4
My2	#10 at Stephen F. Austin	L	2-3
MY5	#10 UCF*	W	10-5
MY6	#10 UCF*	W	6-2
MY7	#10 UCF*	W	5-2
My12	#10 at #1 Rice*\$	W	3-0
My13	#10 at #1 Rice*\$	L	4-7
My14	#10 at #1 Rice*\$	L	3-13 (7)
My16	#11 at Sam Houston State	W	10-4

C-USA Championship – Houston, Texas (Reckling Park)



My24 #11 vs. Marshall W 9-1
My25 #11 vs. East Carolina W 6-1
My27 #11 vs. #11 Tulane W 6-0
My28 #11 at #1 Rice L 5-11

Norman Regional - Norman, Okla.
J2 #11 vs. #30 Wichita State L 1-2
J3 #11 at #13 Oklahoma W 6-8
! - Houston College Classic (Houston; Minute Maid Park);
§ - Silver Glove Series

2007 (28-28, 12-12 C-USA)

Coach Rayner Noble

F6 STEPHEN F. AUSTIN W 15-6
F9 vs. #20 Baylor! W 4-2
F10 vs. Texas A&M! L 2-3
F11 vs. Arizona State! L 1-11
F13 SAM HOUSTON STATE W 16-9
F16 UC IRVINE L 7-9
F17 UC IRVINE L 6-15
F18 UC IRVINE L 5-11
F20 MCNEESE W 12-4
F22 vs. UTSA^ L 12-10
F23 vs. Dallas Baptist^ L 5-7
F24 vs. Texas-Arlington^ W 8-3
F27 at UTSA L 3-4
M2 NORTHWESTERN STATE W 7-5
M3 NORTHWESTERN STATE L 2-8
M4 NORTHWESTERN STATE L 5-6
M6 LAMAR W 7-1
M9 PRINCETON W 5-0
M10 PRINCETON W 20-1
M11 PRINCETON W 8-3
M16 at #22 San Diego L 1-8
M17 at #22 San Diego L 4-5
M18 at #22 San Diego L 3-8
M23 at UCF* W 10-2
M24 at UCF* W 3-0
M25 at UCF* W 7-2
M27 at Lamar W17-10 (10)
A3 at Baylor L 6-12
A6 UAB* L 5-10
A7 UAB* W 10-4
A8 UAB* W 10-3
A10 at Stephen F. Austin W 4-0
A13 #5 RICE*\$ W 5-2
A14 #5 RICE*\$ L 0-12
A15 #5 RICE*\$ L 6-11
A17 at #11 Texas A&M L 3-8
A20 at #23 Tulane* W 7-0
A21 at #23 Tulane* W 2-1
A22 at #23 Tulane* W 6-4
A24 #28 vs. UTSA% W 5-2
A27 #28 * at Marshall L 11-12
A28 #28 * at Marshall W 8-2
A29 #28 * at Marshall L 4-10
My1 at McNeese W 5-4
MY4 EAST CAROLINA* L 1-3
MY5 EAST CAROLINA* L 3-6
MY6 EAST CAROLINA* L 2-9
My11 at Memphis* W 11-7
My12 at Memphis* L 10-16
My13 at Memphis* W 10-5
My15 at Sam Houston State W 6-4
MY17 SOUTHERN MISS* L 0-6
MY18 SOUTHERN MISS* L 0-4
MY19 SOUTHERN MISS* L 2-7

C-USA Championship - Greenville, N.C.
My 23 vs. Memphis L 4-12
My 24 vs. UCF L 0-1

! - Minute Maid Park College Classic (Houston; Minute Maid Park);
^ - Southwest Diamond Classic (Frisco, Texas);
% - Played at Riverside Park (Victoria, Texas)
§ - Silver Glove Series

2008 (42-24, 14-10 C-USA)

Coach Rayner Noble

NCAA College Station Regional C-USA Tournament Champions Final Ranking: No. 30

F22 PACIFIC W 3-1
F23 PACIFIC L 3-4
F24 PACIFIC W 10-9
F26 TEXAS STATE W 8-1
F27 at #6 Rice\$ L 11-12
F29 vs. Texas Tech! W 5-4

M1 vs. Oklahoma! L 5-8 (10)
M2 vs. #3 Texas! L 7-8 (10)
M4 LOUISIANA-LAFAYETTE W 14-6
M5 SACRED HEART W 9-8
M7 UC SANTA BARBARA W 4-1
M8 UC SANTA BARBARA L 7-9
M9 UC SANTA BARBARA W 4-2
M11 STEPHEN F. AUSTIN W 5-4
M12 at Sam Houston State W 14-8
M14 SAN FRANCISCO W 8-3
M15 SAN FRANCISCO L 4-6 (10)
M16 SAN FRANCISCO W 10-8
M21 at #23 East Carolina* W 14-2
M22 at #23 East Carolina* L 5-14
M23 at #23 East Carolina* W 8-5
M25 at McNeese W 11-1
M26 #12 RICE\$ W 8-5
M28 at San Diego State L 0-8
M29 at San Diego State L 6-7
M30 at San Diego State L 6-9
A4 #25 UCF* W 5-3
A5 #25 UCF* W 10-1
A6 #25 UCF* W 14-7
A8 #8 TEXAS A&M L 6-13
A9 at Texas State W 15-9
A11 TULANE* W 4-3
A12 TULANE* L 5-7
A13 TULANE* W 11-7
A15 at Stephen F. Austin W 5-0
A16 SAM HOUSTON STATE* W 9-6
A18 at UAB* L 9-10
A19 at UAB* L 4-9
A20 at UAB* W 10-4
A22 MCNEESE W 7-4
A25 at Southern Miss* L 9-12
A26 at Southern Miss* L 3-4
A27 at Southern Miss* L 6-7
A29 at Lamar W 3-2
A30 UTSA L 9-11
MY2 MEMPHIS* W 7-4
MY3 MEMPHIS* W 7-4
MY4 MEMPHIS* W 5-4
My9 at #5 Rice*\$ L 6-13
My 10 at #5 Rice*\$ L 1-8
My 11 at #5 Rice*\$ L 6-12
My 13 at UTSA W 14-4 (7)
MY 15 MARSHALL* W 6-2
MY 16 MARSHALL* W 7-3
MY 17 MARSHALL* W 10-5

C-USA Championship - New Orleans, La.

My 21 vs. #28 East Carolina W 5-4
My 23 vs. UAB L 4-5
My 23 vs. #28 East Carolina W 2-1
My 24 vs. UAB W 10-5
My 24 vs. UAB W 3-1
My 25 vs. Marshall W 3-2

College Station Regional - College Station, Texas

My30 vs. Dallas Baptist W 9-5
My 31 at #9 Texas A&M L 4-22
J1 vs. UIC W 14-11 (11)
J1 at #9 Texas A&M W 4-3
J2 at #9 Texas A&M L 5-13

! - Minute Maid Park College Classic (Houston; Minute Maid Park);
§ - Silver Glove Series

2009 (27-31, 13-11 C-USA)

Coach Rayner Noble

F20 KANSAS STATE L 2-16
F21 KANSAS STATE L 2-9
F22 KANSAS STATE W 3-2 (10)
F24 at Stephen F. Austin W 7-5
F25 at #9 Rice\$ L 2-9
F27 vs. #6 Baylor! L 2-3
F28 vs. #5 UC Irvine! L 7-13
M1 vs. #1 Texas A&M! L 3-5
M3 at Louisiana-Lafayette L 1-6
M4 UTSA L 8-14
M6 #17 CAL POLY L 5-13
M7 #17 CAL POLY L 9-13
M8 #17 CAL POLY W 3-2
M10 SAM HOUSTON STATE L 16-18
M13 at Pacific L 1-13
M14 at Pacific L 6-7
M15 at Pacific L 2-10
M17 at #29 Lamar W 4-2

M18 #10 RICE*\$ L 1-8
M20 UAB* W 5-1
M21 UAB* W 6-5
M22 UAB* L 2-10
M24 LOUISIANA-LAFAYETTE W 6-4
M27 at Tulane* L 2-6
M28 at Tulane* W 4-1
M29 at Tulane* W 4-3
A1 at UTSA W 14-7
A3 TEXAS-PAN AMERICAN W 15-2
A4 TEXAS-PAN AMERICAN W 8-2
A5 TEXAS-PAN AMERICAN W 15-3
A7 at #15 Texas A&M W 9-2
A10 SOUTHERN MISS* L 8-13
A11 SOUTHERN MISS* L 1-3
A12 SOUTHERN MISS* W 4-3
A14 at Sam Houston State L 2-11
A17 at Memphis* W 1-0
A18 at Memphis* L 1-3
A19 at Memphis* W 8-5
A21 STEPHEN F. AUSTIN L 7-11
A22 LAMAR L 3-12
A24 at Marshall* W 7-0
A25 at Marshall* W 12-4
A26 at Marshall* W 9-8 (10)
A29 at McNeese W 6-3
MY1 #2 RICE*\$ W 7-4
MY2 #2 RICE*\$ L 5-7
MY3 #2 RICE*\$ L 5-6
MY5 MCNEESE W 12-2
MY8 #22 EAST CAROLINA* W 5-4
MY9 #22 EAST CAROLINA* L 2-12
MY10 #22 EAST CAROLINA* L 6-13
My14 at UCF* L 4-8
My15 at UCF* W 6-3
My16 at UCF* L 1-4

C-USA Championship - Hattiesburg, Miss.

My20 vs. UAB L 3-8
My21 vs. Marshall W 4-1
My22 vs. UAB W 4-1
My22 vs. #9 Rice L 2-7

! - Minute Maid Park College Classic (Houston; Minute Maid Park);
§ - Silver Glove Series

2010 (25-32, 11-13 C-USA)

Coach Rayner Noble

F19 TEXAS STATE L 0-6
F20 TEXAS STATE L 3-6
F21 TEXAS STATE L 7-9
F26 SANTA CLARA W 17-9
F27 SANTA CLARA W 3-2
F28 SANTA CLARA L 7-8
M2 at #9 Rice\$ L 2-8
M5 vs. Missouri! W 3-0
M6 vs. #3 Texas! W 1-0
M7 vs. Texas Tech! W 15-8
M12 at Cal Poly W 13-8
M13 at Cal Poly W 6-2
M14 at Cal Poly W 5-3
M16 at San Francisco L 2-3
M17 at California W 12-9
M19 at #1 Arizona State L 1-10
M20 at #1 Arizona State L 0-6
M21 at #1 Arizona State L 5-6
M23 at Stephen F. Austin W 10-3
M26 UCF* L 4-7
M27 UCF* W 7-3
M28 UCF* W 20-3
M30 UTSA L 5-6
A1 at Rice*\$ L 0-6
A2 at Rice*\$ L 2-11
A3 at Rice*\$ L 7-8
A6 SAM HOUSTON STATE W 4-2
A9 #12 TCU L 1-15
A10 #12 TCU L 1-6
A11 #12 TCU L 2-12
A13 at UTSA W 14-8
A16 MEMPHIS* W 10-7
A17 MEMPHIS* L 2-8
A18 MEMPHIS* W 8-6
A21 at Lamar L 6-7
A23 at Southern Miss* L 9-10
A24 at Southern Miss* L 4-13
A25 at Southern Miss* L 5-8

A27 at Sam Houston State L 3-5
A28 LAMAR W 8-7
A30 at UAB* L 6-11
My1 at UAB-1* W 16-11
My1 at UAB-2* W 7-4
MY7 TULANE* W 9-7
MY8 TULANE* L 2-15
MY9 TULANE* L 6-8
MY11 TEXAS A&M L 3-12
MY15 MARSHALL-1* W 11-6
MY15 MARSHALL-2* L 3-5
MY16 MARSHALL* W 10-1
MY18 RICE\$ L 5-15
My20 at East Carolina* W 8-6
My21 at East Carolina* W 6-8
My22 at East Carolina* L 11-7

C-USA Championship - Houston, Texas

My26 Marshall W 11-7
My27 Rice L 3-24
My28 Southern Miss L 6-10

! - Minute Maid Park College Classic (Houston; Minute Maid Park);
§ - Silver Glove Series

Portrait of Todd Whitting with text: TODD WHITTING 2011 - present 418-310-1 (.574)

2011 (27-32, 12-12 C-USA)

Coach Todd Whitting

F18 UT ARLINGTON W 15-5
F19 UT ARLINGTON W 9-0
F20 UT ARLINGTON W 6-4
F22 STEPHEN F. AUSTIN W 10-3
F25 OLE MISS L 2-4
F26 OLE MISS W 8-2
F27 OLE MISS L 3-8
M1 at UTSA L 6-7
M4 vs. Baylor! L 2-5
M5 vs. Kentucky! W 8-5
M6 vs. Texas A&M! L 4-11
M8 MCNEESE W 12-10
M9 TEXAS SOUTHERN W 13-3
M11 at Texas State L 1-2
M12 at Texas State L 15-17
M13 at Texas State L 10-11
M15 SAM HOUSTON STATE W 9-3
M16 at McNeese W 14-11
M18 KENT STATE W 5-3
M19 KENT STATE W 4-3
M20 KENT STATE L 5-8
M23 at Rice\$ L 2-7
M25 at TCU W 7-6
M26 at TCU L 10-16
M27 at TCU L 1-9
M29 at Rice\$ L 0-7
A1 at Tulane* W 2-0
A2 at Tulane* W 5-2
A3 at Tulane* W 9-0
A5 at Texas A&M W 3-2
A6 LAMAR L 2-5
A8 UAB* L 1-10
A9 UAB* L 1-6
A10 UAB* W 8-7
A12 at Sam Houston State L 0-9
A15 at Marshall* W 12-1
A15 at Marshall* L 3-4
A17 at Marshall* W 10-7
A21 EAST CAROLINA* L 4-5
A22 EAST CAROLINA* W 4-2
A23 EAST CAROLINA* L 2-12
A27 at Lamar L 4-7
A29 at UCF* L 4-6
A30 at UCF* W 5-0
My1 at UCF* W 5-3
MY6 RICE*\$ L 2-8
MY7 RICE*\$ L 6-12



MY8	RICE*\$	L	2-5
MY13	SOUTHERN MISS*	L	5-6
MY14	SOUTHERN MISS*	W	6-5
MY15	SOUTHERN MISS*	W	6-1
MY17	UTSA	L	5-8
My19	at Memphis*	L	3-6
My20	at Memphis*	L	0-4
My21	at Memphis*	W	14-0

C-USA Championship – Pearl, Miss.

My25	vs. East Carolina	W	8-5
My26	vs. Southern Miss	W	7-6
My27	vs. Tulane	L	1-7
My28	vs. Rice	L	3-4

! – Houston College Classic (Minute Maid Park);
\$ – Silver Glove Series

2012 (18-35-1, 5-18-1 C-USA)

Coach Todd Whitting

F18	DELAWARE	W	7-5
F18	DELAWARE	W	16-1
F19	DELAWARE	W	9-2
F21	A&M-CORPUS CHRISTI	L	2-3
F24	TEXAS STATE	W	2-1
F25	TEXAS STATE	L	1-6
F26	TEXAS STATE	L	0-6
F28	#5 RICES	L	1-4
M2	vs. Tennessee!	W	7-4
M3	vs. #4 Arkansas!	W	4-1
M4	vs. #24 Texas Tech!	L	4-10
M6	at Louisiana-Lafayette	L	1-3
M9	at #14 Ole Miss	L	0-8
M10	at #14 Ole Miss	L	0-9
M11	at #14 Ole Miss	L	3-11
M13	SAM HOUSTON STATE	W	12-2
M16	at Oklahoma State	L	0-14
M17	at Oklahoma State	W	8-1
M18	at Oklahoma State	W	4-3
M23	at Southern Miss*	L	0-8
M24	at Southern Miss*	L	2-17
M25	at Southern Miss*	W	10-5
M27	#21 BAYLOR	L	5-14
M30	#16 UCF*	L	3-8
M31	#16 UCF*	L	1-9
A1	#16 UCF*	L	1-3
A3	MCNEESE	W	4-1
A5	at #27 East Carolina*	L	3-10
A6	at #27 East Carolina*	L	1-16
A7	at #27 East Carolina*	T	4-4
A10	LAMAR	W	4-3
A13	at Texas Tech	L	4-15
A14	at Texas Tech	L	1-7
A15	at Texas Tech	L	9-10
A17	at Sam Houston State	L	4-5
A20	MARSHALL*	W	3-2
A21	MARSHALL*	L	3-4
A22	MARSHALL*	W	4-3
A27	at UAB*	L	9-11
A28	at UAB*	L	3-4
A29	at UAB*	L	0-1
MY1	UTSA	W	8-3
My4	at #6 Rice*\$	W	11-6
My5	at #6 Rice*\$	L	3-4
My6	at #6 Rice*\$	L	2-8
MY11	TULANE*	W	5-4
MY12	TULANE*	L	2-5
MY13	TULANE*	L	2-11
MY17	MEMPHIS*	L	3-15
MY18	MEMPHIS*	L	7-8
MY19	MEMPHIS*	L	0-11

C-USA Championship – Pearl, Miss.

My23	vs. #4 Rice	L	5-7
My24	vs. Southern Miss	L	7-8
My25	vs. Memphis	W	7-3

! – Houston College Classic (Minute Maid Park);
\$ – Silver Glove Series

2013 (36-22, 13-11 C-USA)

Coach Todd Whitting

F15	NORTHEASTERN	W	9-3
F16	NORTHEASTERN	W	4-1
F17	NORTHEASTERN	L	3-9
F19	at Sam Houston State	W	6-3
F22	at Texas State	L	1-6
F23	at Texas State	W	1-0
F24	at Texas State	W	4-2
F27	HOUSTON BAPTIST	W	10-2
M1	vs. #30 Texas A&M!	W	7-6
M2	vs. Baylor!	W	15-4 (7)
M3	vs. Call	L	2-13 (8)
M5	PENN STATE	W	14-8
M6	PENN STATE	W	15-5
M8	A&M-CORPUS CHRISTI	W	13-0
M9	A&M-CORPUS CHRISTI	L	3-9
M10	A&M-CORPUS CHRISTI	W	3-1
M12	at Baylor	W	5-3
M15	NEW ORLEANS	W	13-3
M16	BAYLOR	W	3-2
M17	NEW ORLEANS	W	8-3
M19	#28 TEXAS	W	4-3
M20	#28 HARVARD	W	8-1
M22	#28 EAST CAROLINA*	W	7-2
M23	#28 EAST CAROLINA*	W	4-3
M24	#28 EAST CAROLINA*	W	5-4
M26	#19 at Lamar	L	3-6
M29	#19 at Memphis	W	3-1
M31	#19 at Memphis	W	2-0
M31	#19 at Memphis	L	0-1
A3	#19 SAM HOUSTON STATE	L	1-4
A5	#19 at Marshall*	L	13-19
A6	#19 at Marshall*	L	0-4
A7	#19 at Marshall*	W	9-1
A12	#24 SETON HALL	L	1-11
A13	#24 SETON HALL	W	4-0
A14	#24 SETON HALL	L	1-15
A16	#29 TEXAS SOUTHERN	W	12-2
A19	#29 #22 RICE*\$	W	8-7
A20	#29 #22 RICE*\$	L	0-4
A21	#29 #22 RICE*\$	L	1-11 (7)
A23	#30 at Texas	L	0-4
A26	#30 at UCF*	L	2-4
A27	#30 at UCF*	L	4-5
A28	#30 at UCF*	L	3-7
A30	LOUISIANA	W	6-4
My3	at Tulane*	W	4-3
My4	at Tulane*	L	3-6
My5	at Tulane*	W	3-2
My7	at McNeese	W	11-5
My10	UAB*	L	7-8
My11	UAB*	W	11-2
My12	UAB*	W	9-4
My16	SOUTHERN MISS*	W	3-2
My17	SOUTHERN MISS*	W	7-5
My18	SOUTHERN MISS*	L	5-6

C-USA Championship – Houston, Texas

My23	vs. East Carolina	W	9-4
My24	vs. Southern Miss	L	2-4
My25	vs. Tulane	L	2-3

! – Houston College Classic (Minute Maid Park);
\$ – Silver Glove Series

2014 (48-18, 14-9 American)

Coach Todd Whitting

NCAA Austin Super Regional
NCAA Baton Rouge Regional Champions
American Tournament Champions
Final Ranking: No. 11

F14	NICHOLLS STATE	W	3-0
F15	NICHOLLS STATE	W	4-0
F16	NICHOLLS STATE	W	3-2
F19	at #11 Rice\$	W	3-0
F21	MICHIGAN	W	2-1
F22	MICHIGAN	W	1-0 (10)
F23	MICHIGAN	W	4-3
F25	MCNEESE	W	5-2
F28	vs. #26 Texas Tech!	W	9-0
M1	vs. #15 Texas!	L	2-3
M2	vs. #12 TCU!	L	1-2
M5	A&M-CORPUS CHRISTI	W	10-0 (8)
M7	at USC&	W	6-1
M8	at #9 UCLA&	W	4-3
M9	at Pepperdine&	L	0-3
M11	#30 BAYLOR	W	7-2
M14	#30 TOWSON	W	6-3
M15	#30 TOWSON	W	20-3
M16	#30 TOWSON	W	7-6
M19	#21 TEXAS SOUTHERN	W	1-0 (10)
M21	#21 COLLEGE OF CHARLESTON	W	8-3
M22	#21 COLLEGE OF CHARLESTON	W	3-2
M23	#21 COLLEGE OF CHARLESTON	W	7-1
M25	#15 #10 RICES	W	6-2
M28	#15 MEMPHIS*	L	1-2
M29	#15 MEMPHIS*	W	6-3
M30	#15 MEMPHIS*	W	6-2
A1	#10 at Texas A&M	W	10-8
A5	#10 at Rutgers*	L	3-7
A6	#10 at Rutgers*	W	9-1
A7	#10 at Rutgers*	W	2-1
A8	#7 TEXAS STATE	W	7-1
A11	#7 #10 LOUISVILLE	L	2-4
A12	#7 #10 LOUISVILLE	L	2-3
A13	#7 #10 LOUISVILLE	L	3-10
A15	#12 at Sam Houston State	W	5-2
A17	#12 USF*	W	3-2
A18	#12 USF*	L	3-4
A19	#12 USF*	W	5-3
A22	#12 SAM HOUSTON STATE	L	4-5
A25	#12 at Cincinnati*	W	11-4
A26	#12 at Cincinnati*	L	0-3
A27	#12 at Cincinnati*	W	15-1 (7)
A29	#13 at McNeese	W	8-2
MY2	#13 #18 UCF*	L	3-4
MY3	#13 #18 UCF*	W	4-3
MY4	#13 #18 UCF*	W	5-2
MY6	#13 PRAIRIE VIEW A&M	W	6-0
My10	#13 at UConn*	W	3-1
My10	#13 at UConn*	W	7-2
My11	#13 at UConn*	W	8-4
My13	#12 vs. #14 Rice\$+	W	7-3
My15	#12 at Temple*	L	1-4
My17	#12 at Temple*	W	7-5

American Championship – Clearwater, Fla.

My21	#12 vs. Temple	W	3-0
My22	#12 vs. UConn	L	2-7
My23	#12 vs. UCF	W	13-8
My25	#12 vs. #5 Louisville	W	10-4

Baton Rouge Regional - Baton Rouge, La.

My30	#9 vs. Bryant	W	3-2 (10)
My31	#9 at #4 LSU	L	1-5
J1	#9 vs. Southeastern La.	W	9-5
J1	#9 at #4 LSU	W	5-4 (11)
J2	#9 at #4 LSU	W	12-2

Austin Super Regional - Austin, Texas

J6	#5 at #9 Texas	L	2-4
J7	#5 at #9 Texas	L	0-4

! – Houston College Classic (Minute Maid Park);
\$ – Silver Glove Series;
& – Dodgertown Classic
+ – Constellation Field (Sugar Land, Texas)

2015 (43-20, 16-6 American)

Coach Todd Whitting

NCAA Houston Regional
American Regular-Season Champions
Final Ranking: No. 18

F13	MINNESOTA	W	9-1
F14	MINNESOTA	W	5-0
F15	MINNESOTA	W	5-4
F18	TEXAS SOUTHERN	W	11-5
F20	#20 ALABAMA	W	3-1
F21	#20 ALABAMA	W	14-9
F22	#20 ALABAMA	W	3-8
F25	at Texas State	L	6-7
F27	COLUMBIA	W	3-0
F28	COLUMBIA	L	4-5 (13)
F28	COLUMBIA	W	8-7
M1	COLUMBIA	W	7-12
M3	HOUSTON BAPTIST	L	1-2
M6	vs. #2 LSU!	L	2-4
M7	vs. #11 Texas A&M!	L	0-6
M8	vs. Hawaii!	W	8-6
M10	at Sam Houston State	W	17-7
M13	BUFFALO	W	9-1
M14	BUFFALO	W	9-3
M15	BUFFALO	W	5-0
M17	#8 RICE	W	8-3
M20	at New Mexico	W	6-5
M21	at New Mexico	W	6-5
M22	at New Mexico	W	8-7
M24	LAMAR	W	6-5 (10)
M27	at #6 UCF*	L	2-9
M28	at #6 UCF*	W	7-5
M29	at #6 UCF*	L	3-4
M31	at Baylor	W	11-0
A2	at Memphis*	W	3-2
A3	at Memphis*	L	6-14
A4	at Memphis*	L	2-6
A7	at Louisiana	L	5-6
A10	TULANE*	W	4-3
A11	TULANE*	W	6-1
A12	TULANE*	L	1-3
A14	at #16 Rice	L	0-11
A18	CINCINNATI*	W	4-1
A18	CINCINNATI*	W	13-0
A19	CINCINNATI*	W	9-2
A21	at McNeese	W	5-4
A24	at USF*	L	1-2 (11)
A25	at USF*	W	9-8
A26	at USF*	W	6-2
A28	SAM HOUSTON STATE	W	3-0
MY1	at Tulane*	L	1-3
MY2	at Tulane*	W	3-0
MY3	at Tulane*	W	7-1
MY5	MCNEESE	W	9-2
MY8	ECU*	W	10-1
MY9	ECU*	L	1-4
MY10	ECU*	W	11-1
My12	vs. #13 Rice\$+	W	2-1
MY14	UCONN*	W	5-4
MY14	UCONN*	W	3-1
MY14	UCONN*	W	1-0

American Championship – Clearwater, Fla.

My19	vs. Cincinnati	W	8-4
My21	vs. USF	W	7-3
My23	vs. Memphis	W	17-3
My24	vs. ECU	L	1-9

Houston Regional - Houston, Texas

MY29	HOUSTON BAPTIST	W	6-4
MY31	LOUISIANA	L	1-2
MY31	#19 RICE	L	2-3 (20)

! – Houston College Classic (Minute Maid Park);
\$ – Silver Glove Series;
+ – Constellation Field (Sugar Land, Texas)



HOUSTON BASEBALL

2016 (36-23, 11-12 American)

Coach Todd Whitting

F19	VILLANOVA	W	13-1
F20	VILLANOVA	W	4-0
F21	VILLANOVA	W	10-3
F23	MCNEESE	W	14-1
F26	vs. #23 Texas Tech!	L	2-3
F27	vs. #18 Arkansas!	L	3-12
F28	vs. #13 TCU!	L	1-10
M1	UTSA	L	2-3
M4	BAYLOR	L	2-4
M5	BAYLOR	W	10-4
M6	BAYLOR	W	11-2
M11	at #23 Alabama	W	3-1
M12	at #23 Alabama	W	3-2
M13	at #23 Alabama	L	6-7
M15	at Lamar	W	4-3
M16	TEXAS SOUTHERN	W	7-1
M19	GRAND CANYON	W	5-0
M19	GRAND CANYON	W	3-1
M20	GRAND CANYON	W	5-1
M22	RICE	L	4-7
M24	GEORGE WASHINGTON	W	5-0
M25	GEORGE WASHINGTON	W	5-2
M26	GEORGE WASHINGTON	W	14-0
M29	#1 TEXAS A&M	L	2-7
A1	at #19 ECU*	L	1-3
A2	at #19 ECU*	L	1-5
A3	at #19 ECU*	W	6-1
A5	at McNeese	L	1-4
A8	UCF*	L	1-2
A9	UCF*	W	4-3
A10	UCF*	W	1-0
A12	vs. Texas+	W	3-2
A15	at UConn*	L	2-3
A16	at UConn*	L	1-4
A17	at UConn*	L	2-9
A22	USF*	W	5-1
A23	USF*	L	1-4
A24	USF*	W	7-5 (5)
A26	SAM HOUSTON STATE	W	4-3
A29	at #20 Tulane*	W	10-6
A30	at #20 Tulane*	L	4-10
MY3	at Sam Houston State	L	0-4
MY4	PRAIRIE VIEW A&M	W	8-0
MY6	MEMPHIS*	L	4-12
MY7	MEMPHIS*	W	3-2 (12)
MY8	MEMPHIS*	W	6-2
MY10	at #13 Rice	W	10-0
MY11	#21 LOUISIANA	W	3-2
MY13	at Cincinnati*	W	3-1
MY14	at Cincinnati*	L	0-1
MY15	at Cincinnati*	W	4-0
MY17	vs. #15 Rice\$+	W	24-6
MY20	#10 TULANE*	W	3-2 (13)
MY20	#10 TULANE*	L	4-8
MY21	#10 TULANE*	L	3-4

American Championship – Clearwater, Fla.

My24	vs. Cincinnati	W	9-1
My26	vs. #11 Tulane	W	5-3
My28	vs. #11 Tulane	W	6-2
My29	vs. UConn	L	2-7

! – Houston College Classic (Minute Maid Park);
 \$ – Silver Glove Series;
 + – Constellation Field (Sugar Land, Texas)

2017 (42-21, 15-9 American)

Coach Todd Whitting

NCAA Houston Regional
 American Tournament Champions
 American Regular-Season Champions
 Final Ranking: No. 20

F17	WAKE FOREST	W	8-1
F18	NICHOLLS	W	5-3
F19	WAKE FOREST	W	5-4
F21	HOUSTON BAPTIST	L	2-3
F24	vs. Missouri%	L	2-4
F25	vs. Illinois%	W	11-5
F26	at A&M-Corpus Christi%	W	4-2
F28	UT RIO GRANDE VALLEY	W	11-2
M3	#7 CAL STATE FULLERTON	W	7-4
M4	#7 CAL STATE FULLERTON	L	1-4
M8	PRAIRIE VIEW A&M	W	8-0
M10	at #10 Baylor	L	1-2
M12	at #10 Baylor	L	0-5
M13	at #10 Baylor	W	2-0
M14	MCNEESE	W	6-5
M17	ALABAMA STATE	W	10-2
M18	ALABAMA STATE	W	4-1
M19	ALABAMA STATE	W	19-11
M21	at #10 Louisiana	W	4-0
M22	TEXAS SOUTHERN	W	16-3
M24	at #27 UC Irvine	W	4-3
M25	at #27 UC Irvine	W	5-4
M26	at #27 UC Irvine	W	7-3
M28	INCARNATE WORD	W	8-1
M31	at UCF*	L	2-5
A1	at UCF*	W	3-1
A2	at UCF*	L	1-6
A4	RICES	L	0-9
A7	ECU*	W	17-3
A8	ECU*	W	9-6
A9	ECU*	W	9-6
A11	at Rice\$	L	3-4
A13	at Memphis*	W	13-3
A14	at Memphis*	L	8-10
A15	at Memphis*	W	9-8
A18	vs. Sam Houston State^+!	L	4-5
A21	TULANE*	L	1-7
A22	TULANE*	W	8-7
A23	TULANE*	W	12-2 (7)
A25	SAM HOUSTON STATE^	L	2-12
A28	at #22 USF*	W	7-3
A29	at #22 USF*	L	4-7
A30	at #22 USF*	L	4-5
My2	at Sam Houston State^	L	2-3
MY5	UCONN*	W	6-5 (10)
MY6	UCONN*	W	9-1
MY7	UCONN*	L	4-7
My9	vs. Rice\$+	W	6-5
My12	at Tulane*	W	15-3
My13	at Tulane*	W	4-0
My14	at Tulane*	L	4-11
My16	at #28 McNeese	W	5-4
MY18	CINCINNATI*	L	6-8 (10)
MY19	CINCINNATI*	W	8-3
MY20	CINCINNATI*	W	7-6

American Championship – Clearwater, Fla.

My23	vs. Memphis	W	6-5
My25	vs. UConn	W	7-6
My27	vs. UConn	W	13-3
My28	vs. ECU	W	9-0

Houston Regional - Houston, Texas

J2	#28 IOWA	L	3-6
J3	BAYLOR	W	17-3
J4	#28 IOWA	W	7-5
J5	TEXAS A&M	L	3-4

% – Kieberg Bank College Classic (Corpus Christi, Whataburger Field);
 \$ – Silver Glove Series;
 ^ – Don Sanders Cup;
 + – Constellation Field (Sugar Land, Texas)

2018 (38-25, 16-8 American)

Coach Todd Whitting

NCAA Chapel Hill Regional
 American Regular-Season Champions
 Final Ranking: No. 24

F16	HOLY CROSS	L	2-3
F17	HOLY CROSS	W	7-1
F18	HOLY CROSS	W	3-2 (10)
F23	at #13 Cal State Fullerton	L	1-2 (15)
F24	at #13 Cal State Fullerton	W	9-4
F25	at #13 Cal State Fullerton	W	10-5
F27	TEXAS SOUTHERN	W	4-3
M2	vs. #6 Kentucky!	L	2-14 (7)
M3	vs. #21 Mississippi State!	L	2-3 (12)
M4	vs. #5 Vanderbilt!	L	4-9
M6	HOUSTON BAPTIST	L	1-3
M7	MCNEESE	W	13-9
M9	SAN DIEGO	W	4-3 (12)
M10	SAN DIEGO	W	5-2
M11	SAN DIEGO	L	4-7
M13	at McNeese	L	6-7
M16	NEW MEXICO	W	1-0
M17	COLUMBIA	W	4-3 (11)
M18	COLUMBIA	W	6-2
M20	LAMAR	W	3-1
M21	PRAIRIE VIEW A&M	W	9-2
M23	MEMPHIS*	W	2-0
M24	MEMPHIS*	W	3-0
M25	MEMPHIS*	W	9-3
M27	at Rice\$	L	3-4
M30	at Cincinnati*	W	4-2
M30	at Cincinnati*	L	1-2
M31	at Cincinnati*	L	2-4
A6	USF*	L	6-9
A7	USF*	W	1-0
A8	USF*	W	9-8
A10	RICES	W	1-0
A13	at Tulane*	L	16-17
A15	at Tulane*	L	0-2
A15	at Tulane*	W	5-3
A17	SAM HOUSTON STATE^	W	9-4
A18	at Sam Houston State^	L	3-8
A20	#24 WICHITA STATE	W	3-1
A22	#24 WICHITA STATE	W	6-5
A22	#24 WICHITA STATE	W	3-1
A24	at #19 Texas	W	4-9
A27	at #7 ECU*	W	5-4
A28	at #7 ECU*	W	3-1
A29	at #7 ECU*	W	6-5
MY1	vs. Sam Houston State^+!	L	7-8
MY5	UCF*	L	2-3
MY5	UCF*	L	4-6 (12)
MY6	UCF*	W	6-3
My11	at #18 UConn*	W	6-5
My11	at #18 UConn*	W	10-1
My13	at #18 UConn*	L	4-6
MY15	vs. Rice\$+	W	7-2
MY17	at Southeastern La.	W	6-3
MY18	at Southeastern La.	L	4-5

American Championship – Clearwater, Fla.

My22	vs. Tulane	L	6-11
My23	vs. UCF	W	6-2
My24	vs. Tulane	W	18-7 (7)
My24	vs. #15 ECU	W	5-3
My25	vs. #15 ECU	L	1-12 (7)

Chapel Hill Regional - Chapel Hill, N.C.

J1	#27 Purdue	W	9-1
J2	at #6 North Carolina	L	3-4
j3	#27 Purdue	W	8-4
j3	at #6 North Carolina	L	11-19

! – Houston College Classic (Minute Maid Park);
 \$ – Silver Glove Series;
 ^ – Don Sanders Cup;
 + – Constellation Field (Sugar Land, Texas)

2019 (32-24, 12-12 American)

Coach Todd Whitting

F15	NORTHWESTERN STATE	W	5-3
F16	NORTHWESTERN STATE	W	5-4
F17	NORTHWESTERN STATE	L	1-2 (11)
F20	MCNEESE	W	L5-13 (14)
F22	#24 ARIZONA	W	2-1
F23	#24 ARIZONA	W	9-7
F24	#24 ARIZONA	L	4-9
M1	vs. #16 TCU!	L	6-10
M2	vs. Texas State!	L	4-9
M3	vs. No. 23 Texas A&M!	L	2-3
M5	RICES	L	3-5
M8	ARMY	W	6-3
M9	ARMY	W	3-2
M10	ARMY	W	9-7
M12	UTSA	W	4-2
M15	at Dallas Baptist	W	8-6
M16	at Dallas Baptist	W	2-0
M17	at Dallas Baptist	L	4-8
M19	at McNeese	L	0-1
M22	* UCONN	L	1-2
M23	* UCONN	W	5-4
M24	* UCONN	L	3-9
M26	SAM HOUSTON STATE^	W	2-1
M27	at Stephen F. Austin	W	16-1 (7)
M29	at Memphis*	L	3-7
M29	at Memphis*	L	4-6
M31	at Memphis*	W	4-3
A2	at Lamar	W	8-7
A3	FIU	W	5-4
A5	#11 ECU*	W	2-0
A6	#11 ECU*	L	3-15
A7	#11 ECU*	L	1-3
A9	at No. 29 Sam Houston State^	W	12-7
A12	at Wichita State*	W	13-5
A13	at Wichita State*	W	7-3
A14	at Wichita State*	W	7-4
A16	#7 TEXAS A&M	W	4-1
A18	CINCINNATI*	L	2-3
A19	CINCINNATI*	W	3-1
A20	CINCINNATI*	W	8-4
A23	vs. Sam Houston State^+!	W	9-3
A26	at USF*	L	3-5
A27	at USF*	W	7-1
A28	at USF*	L	3-4
My1	at Rice\$	W	8-2 (10)
My4	UNLV	W	2-0
My5	UNLV	W	9-2
My11	TULANE*	W	12-7
My11	TULANE*	L	7-9 (10)
My12	TULANE*	W	5-2
My14	vs. Rice\$+	L	1-2
My16	at UCF*	L	0-8
My17	at UCF*	W	2-0
My18	at UCF*	L	10-11 (11)

American Championship – Clearwater, Fla.

My21	vs. UConn	L	3-4
My22	vs. No. 7 ECU	L	2-13

! – Houston College Classic (Minute Maid Park);
 \$ – Silver Glove Series;
 ^ – Don Sanders Cup;
 + – Constellation Field (Sugar Land, Texas)



2020 (6-9, 0-0 American) Coach Todd Whitting

Table with 4 columns: Game ID, Opponent, Result, Score. Includes games F14 through MY14.

Season cut short due to COVID-19 pandemic

- % - Round Rock Classic (Dell Diamond); \$ - Silver Glove Series; ^ - Don Sanders Cup; +- Constellation Field (Sugar Land, Texas); # - Natchitoches, La. (Brown-Stroud Field)

2021 (19-34, 7-21 American) Coach Todd Whitting

Table with 4 columns: Game ID, Opponent, Result, Score. Includes games F20 through MY26.

% - Kleberg Bank College Classic (Corpus Christi, Whataburger Field);

2022 (37-24, 13-11 American) Coach Todd Whitting

Table with 4 columns: Game ID, Opponent, Result, Score. Includes games F18 through MY29.

- ^ MLB4 Tournament (Scottsdale, Ariz.); % Silver Glove Series; \$ Don Sanders Cup; * American Athletic Conference game; ! American Athletic Conference Championship (Clearwater, Fla.)

2023 (36-23, 17-6 American) Coach Todd Whitting

Table with 4 columns: Game ID, Opponent, Result, Score. Includes games F17 through MY27.

- Bold Games - Home Games; ^ Kleberg Bank College Classic (Corpus Christi, Texas); * American Athletic Conference game; \$ Constellation Field (Sugar Land, Texas); # American Athletic Conference Championship (Clearwater, Fla.)



TELEVISION APPEARANCES

Table with columns: Date, Opponent, Result, Score, Network. Contains baseball game records from 2020 to 2023.

Table with columns: Date, Opponent, Result, Score, Network. Contains baseball game records from 2020 to 2023.



TELEVISION APPEARANCES

Feb. 22, 2020	vs. Tennessee	L	4-8	FloBaseball.tv	May 6, 2012	at Rice	L	2-8	Comcast Sports SW
Feb. 21, 2020	vs. Stanford	W	11-4	FloBaseball.tv	May 5, 2012	at Rice	L	3-4 (10)	Fox Sports Network
May 22, 2019	vs. ECU	L	2-13	American Digital Net	May 4, 2012	at Rice	W	11-6	Fox College Sports
May 21, 2019	vs. UConn	L	3-4	American Digital Net	March 24, 2012	at Southern Miss	L	2-17 (7)	Comcast Sports SW
April 26, 2019	at USF	L	3-5	American Digital Net	March 4, 2012	vs. Texas Tech	L	4-10	ESPN3
April 9, 2019	at Sam Houston State	W	12-7	ESPN+	March 3, 2012	vs. Arkansas	W	4-1	ESPN3
April 5, 2019	ECU	W	2-0	American Digital Net	March 2, 2012	vs. Tennessee	W	7-4	ESPN3
March 3, 2019	vs. Texas A&M	L	2-3	AT&T SportsNet SW	May 8, 2011	RICE	L	2-5	Comcast Sports SW
March 2, 2019	vs. Texas State	L	4-9	AT&T SportsNet SW	May 7, 2011	RICE	L	6-12	Comcast Sports SW
March 1, 2019	vs. TCU	L	6-10	AT&T SportsNet SW	May 6, 2011	RICE	L	2-8	Comcast Sports SW
June 3, 2018	vs. North Carolina	L	11-19	ESPN3	April 29, 2011	at UCF	L	4-6	Comcast Sports SW/ Bright House Net
June 3, 2018	vs. Purdue	W	8-4	ESPN3					Comcast Sports SW
June 2, 2018	vs. North Carolina	L	3-4	ESPN3	March 29, 2011	at Rice	L	0-7	Comcast Sports SW
June 2, 2018	vs. Purdue	W	9-1	ESPN3	March 27, 2011	at TCU	L	1-9	Comcast Sports SW/The Mtn.
May 25, 2018	vs. ECU	L	1-12 (7)	American Digital Net	March 26, 2011	at TCU	L	10-16	The Mtn.
May 24, 2018	vs. ECU	W	5-3	American Digital Net	March 25, 2011	at TCU	W	7-6	Comcast Sports SW/The Mtn.
May 24, 2018	vs. Tulane	W	18-7	American Digital Net	March 23, 2011	at Rice	L	2-7	Comcast Sports SW
May 23, 2018	vs. UCF	W	6-2	American Digital Net	May 21, 2010	at East Carolina	W	7-6	CBS College Sports
May 22, 2018	vs. Tulane	L	6-11	American Digital Net	May 18, 2010	RICE	L	5-15	Comcast Sports SW
May 11, 2018	at UConn	W	10-1	ESPN3	April 1, 2010	at Rice	L	0-6	Comcast Sports SW
May 5, 2018	UCF	L	2-3	American Digital Net	April 2, 2010	at Rice	L	2-11	Comcast Sports SW
April 24, 2018	at Texas	L	4-9	Longhorn Network	May 2, 2009	RICE	L	5-7	CBS College Sports
April 18, 2018	at Sam Houston State	L	3-8	Eleven Sports	May 1, 2009	RICE	W	7-4	CBS College Sports
March 4, 2018	vs. Vanderbilt	L	4-9	AT&T SportsNet SW	June 2, 2008	at Texas A&M	L	5-13	Fox Sports Network
March 3, 2018	vs. Mississippi State	L	2-3 (12)	AT&T SportsNet SW	June 1, 2008	at Texas A&M	W	4-3	Fox Sports Network
March 2, 2018	vs. Kentucky	L	2-14 (7)	AT&T SportsNet SW	June 1, 2008	vs. UIC	W	14-11 (11)	Fox Sports Network
June 5, 2017	TEXAS A&M	L	3-4	ESPN	May 25, 2008	vs. Marshall	W	3-2	CBS College Sports
June 4, 2017	IOWA	W	7-5	ESPN3	April 12, 2008	TULANE	L	5-7	CBS College Sports
June 3, 2017	BAYLOR	W	17-3	ESPN2	April 11, 2008	TULANE	W	4-3	CBS College Sports
June 2, 2017	IOWA	L	3-6	ESPN	May 17, 2007	SOUTHERN MISS	L	0-6	CSTV
May 28, 2017	vs. ECU	W	6-0	ESPNNews	May 4, 2007	EAST CAROLINA	L	1-3	CSTV
May 27, 2017	vs. UConn	W	13-3	American Digital Net	April 20, 2007	at Tulane	W	7-0	CSTV
May 25, 2017	vs. UConn	W	7-6	American Digital Net	April 13, 2007	RICE	W	5-2	CSTV
May 23, 2017	vs. Memphis	W	6-5	American Digital Net	May 27, 2006	at Rice	L	5-11	CSTV
May 13, 2017	at Tulane	W	4-0	CBS Sports Network	April 9, 2006	TULANE	W	6-2	CSTV
May 2, 2017	at Sam Houston State	L	2-3	ESPN3	May 10, 2005	at Texas A&M	L	6-7	ESPN2
April 21, 2017	TULANE	L	1-7	American Digital Net	Feb. 27, 2005	at LSU	L	1-8	Jumbo Sports Net
March 12, 2017	at Baylor	L	0-5	FOX Sports Southwest	Feb. 27, 2005	at LSU	L	11-5	Jumbo Sports Net
May 29, 2016	vs. UConn	L	2-7	ESPNNews	June 9, 2003	at Rice	L	2-5	ESPN
May 28, 2016	vs. Tulane	W	6-2	American Digital Net	June 8, 2003	at Rice	L	2-10	ESPN2
May 27, 2016	vs. Tulane	W	5-3	American Digital Net	June 7, 2003	at Rice	W	5-2	ESPN Regional
May 24, 2016	vs. Cincinnati	W	9-1	CBS Sports Network	April 16, 2003	RICE	W	5-1	CSTV
May 21, 2016	TULANE	L	3-4	CBS Sports Network	May 26, 2002	vs. East Carolina	L	0-4	Fox Sports Net
May 20, 2016	TULANE	L	4-8	CBS Sports Network	Feb. 24, 2002	LSU	W	12-11	Jumbo Sports Net
May 7, 2016	MEMPHIS	W	3-2 (12)	American Digital Net	May 12, 2001	at USF	L	9-10	Fox Sports Net
April 24, 2016	USF	W	7-5 (5)	CBS Sports Network	May 21, 2000	vs. Cincinnati	W	7-4 (10)	Fox Sports Net
April 12, 2016	vs. Texas	W	3-2	ESPN3	Feb. 17, 2001	at LSU	L	1-4	College Sports SE
April 2, 2016	at East Carolina	L	1-5	American Digital Net	Feb. 17, 2001	at LSU	L	4-9	College Sports SE
March 13, 2016	at Alabama	L	6-7	SEC Network	May 14, 2000	at Southern Miss	W	7-5	Fox TV
March 12, 2016	at Alabama	W	3-2	SEC Network	March 7, 2000	TEXAS A&M	L	7-8	KTBU-TV
March 11, 2016	at Alabama	W	3-1	SEC Network	Feb. 29, 2000	TEXAS	L	5-9	KTBU-TV
Feb. 28, 2016	vs. TCU	L	1-10	MLB Network	Feb. 25, 2000	at LSU	W	10-2	College Sports SE
Feb. 27, 2016	vs. Arkansas	L	3-12	MLB Network	April 28, 1999	RICE	W	8-3	KNWS-TV
Feb. 26, 2016	vs. Alabama	L	2-3	MLB Network	March 16, 1999	RICE	L	2-6	KNWS-TV
May 31, 2015	RICE	L	2-3 (20)	ESPN3	May 18, 1997	vs. Charlotte	W	22-7	Fox Sports Net
May 31, 2015	LOUISIANA-LAFAYETTE	L	1-2	ESPN3	April 13, 1995	at Baylor	L	2-13	Prime
May 29, 2015	HOUSTON BAPTIST	W	6-4	ESPN3	April 13, 1995	at Baylor	W	2-0	Prime
May 24, 2015	vs. East Carolina	L	1-9	ESPN	April 9, 1994	at Texas Tech	L	8-11	HSE
May 23, 2015	vs. Memphis	W	17-3	American Digital Net	April 9, 1994	at Texas Tech	L	4-11	HSE
May 21, 2015	vs. USF	W	7-3	American Digital Net	April 11, 1990	at Oklahoma State	W	10-4	HSE
May 19, 2015	vs. Cincinnati	W	8-4	CBS Sports Network	April 7, 1990	BAYLOR	W	5-4	HSE
May 9, 2015	EAST CAROLINA	L	1-4	CBS Sports Network	April 7, 1990	BAYLOR	W	3-2	HSE
May 1, 2015	at Tulane	L	1-3	CBS Sports Network	Feb. 18, 1990	vs. UCF	L	5-12	HSE
April 25, 2015	at USF	W	9-8	CBS Sports Network	March 17, 1985	NOTRE DAME	W	14-4	ESPN
April 7, 2015	at Louisiana-Lafayette	L	5-6	ESPN3					
March 31, 2015	at Baylor	W	11-0	FOX Sports Southwest					
March 8, 2015	vs. Hawaii	W	8-6	ROOT Sports					
March 7, 2015	vs. Texas A&M	L	0-6	ROOT Sports					
March 6, 2015	vs. LSU	L	2-4	ROOT Sports					
June 7, 2014	at Texas	L	0-3	ESPN					
June 6, 2014	at Texas	L	2-4	ESPN2					
June 2, 2014	at LSU	W	12-2	ESPN3					
June 1, 2014	at LSU	W	5-4 (11)	ESPN3					
June 1, 2014	vs. Southeastern La.	W	9-5	ESPN3					
May 31, 2014	at LSU	L	1-5	ESPN3					
May 30, 2014	vs. Bryant	W	3-2 (10)	ESPN3					
May 25, 2014	vs. Louisville	W	10-4	ESPN					
May 23, 2014	vs. UCF	W	13-8	American Digital Net					
May 22, 2014	vs. UConn	L	2-7	American Digital Net					
May 21, 2014	vs. Temple	W	3-0	American Digital Net					
March 9, 2014	at UCLA	W	4-3	Pac-12 Network					
March 8, 2014	at USC	W	6-1	Pac-12 Network					
March 2, 2014	vs. TCU	L	1-2	Comcast SportsNet Hou					
March 1, 2014	vs. Texas	L	2-3	Longhorn Network					
Feb. 28, 2014	vs. Texas Tech	W	9-0	Comcast SportsNet Hou					
April 23, 2013	at Texas	L	0-4	Longhorn Network					
April 20, 2013	RICE	L	0-4	Fox Sports Network					
March 3, 2013	vs. Cal	L	2-13 (8)	Comcast SportsNet Hou					
March 2, 2013	vs. Baylor	W	15-4 (7)	Comcast SportsNet Hou					

BY NETWORK

American Digital Network	14	9	.609	Fox TV	1	0	1.000
AT&T SportsNet SW	0	6	.000	Fox College Sports	1	0	1.000
Bright House Network	0	1	.000	Fox Sports Network	5	9	.357
BTG+	3	0	1.000	HSE	3	3	.500
CBS Sports Network	9	6	.600	Jumbo	1	2	.333
College Sports Southeast	1	2	.333	KNWS-TV	1	1	.500
Comcast SportsNet Houston	2	2	.500	KTBU-TV	0	2	.000
Comcast Sports Southwest	1	11	.083	Longhorn Network	1	3	.250
CSTV	4	3	.571	MLB Network	0	4	.000
CUSAtv	1	2	.333	Pac-12 Network	2	0	1.000
Eleven Sports	0	1	.000	Prime	1	1	.500
ESPN	1	2	.333	SEC Network	2	1	.667
ESPN	0	3	.000	SEC ROOT Sports	1	2	.333
ESPN2	1	3	.250	SEC+	1	0	1.000
ESPN3	12	8	.600	The Mtn.	1	2	.333
ESPN+	80	62	.563	31 Networks*	121	137	.469
ESPNNews	1	1	.500				
ESPN Regional	1	0	1.000				
FloBaseball.tv	4	5	.444				

*Some games were simulcast



®

BASEBALL

OFFICIAL BALL
NCAA
CHAMPIONSHIP

Rawlings

Rawlings

Rawlings