

UNIVERSITY OF HOUSTON BASKETBALL

ATHLETICS COMMUNICATIONS: 3204 Cullen Blvd. • Suite 2008 • Houston, TX • 77204 • Contact: Jeff Conrad (jconrad@central.uh.edu) O: (713) 743-9410 | C: (713) 557-3841 • UHCougars.com

#5/4 HOUSTON COUGARS (9-1 • 0-0 American)

Nov. 7	NORTHERN COLORADO	ESPN+	W, 83-36
<i>Veterans Classic (Annapolis, Md.)</i>			
Nov. 11	vs. Saint Joseph's	CBSSN	W, 81-55

Cougar Classic

Nov. 14	ORAL ROBERTS	ESPN+	W, 83-45
Nov. 16	TEXAS SOUTHERN	ESPN+	W, 83-48
Nov. 20	at rv/rv Oregon	ESPN	W, 66-56
Nov. 26	KENT STATE	ESPN+	W, 49-44
Nov. 29	NORFOLK STATE	ESPN+	W, 100-52

The Battleground 2K22 (Fort Worth, Texas)

Dec. 3	vs. -/rv Saint Mary's (Calif.)	ESPN2	W, 53-48
Dec. 6	NORTH FLORIDA	ESPN+	W, 76-42
Dec. 10	#8/10 ALABAMA	ABC	L, 65-71

Coaches vs. Racism | HBCU Roundball Classic

Dec. 13	NORTH CAROLINA A&T	ESPN+	7 p.m.
Dec. 17	at #2/2 Virginia	ESPN2	1 p.m.
Dec. 21	McNEESE (DH)	ESPN+	7 p.m.
Dec. 28	* at Tulsa	ESPN2/U	8 p.m.
Dec. 31	* UCF	ESPN+	1 p.m.

Jan. 5	* SMU	ESPN2	6 p.m.
Jan. 8	* at Cincinnati	ESPN	2 p.m.
Jan. 11	* SOUTH FLORIDA	ESPN+	7 p.m.
Jan. 17	* at Tulane	ESPN+	6 p.m.
Jan. 22	* TEMPLE	ESPN	2 p.m.
Jan. 25	* at UCF	ESPN+	6 p.m.
Jan. 28	* CINCINNATI	CBS	1:15 p.m.

Feb. 2	* at Wichita State	ESPN2	8 p.m.
Feb. 5	* at Temple	ESPN2	5 p.m.
Feb. 8	* TULSA	ESPN+	7 p.m.
Feb. 16	* at SMU	ESPN2	6 p.m.
Feb. 19	* rv/rv MEMPHIS	ESPN	2 p.m.
Feb. 22	* TULANE	ESPN2/U	8 p.m.
Feb. 25	* at East Carolina	ESPN2/U	7 p.m.

Senior Night

March 2	* WICHITA STATE	ESPN2/U	6 p.m.
March 5	* at rv/rv Memphis	CBS	11 a.m.

American Athletic Conference Championship (Dickies Arena - Fort Worth, Texas)

March 9-12	vs. TBA	TBA	TBA
------------	---------	-----	-----

NCAA Tournament First/Second Rounds (Site TBA)

March 16-19	vs. TBA	TBA	TBA
-------------	---------	-----	-----

NCAA Tournament Regionals (Site TBA)

March 23-26	vs. TBA	TBA	TBA
-------------	---------	-----	-----

NCAA Tournament Final Four (NRG Stadium - Houston)

April 1/3	vs. TBA	TBA	TBA
-----------	---------	-----	-----

Home Games played in Fertitta Center and listed in **BOLD CAPS**

All times are Central and subject to change

Rankings listed as Associated Press/USA TODAY Sports Coaches'

All games can be heard on **950 AM KPRC & Varsity Network** app

DH - Doubleheader with Houston Women's Basketball

COACHES vs. RACISM | HBCU ROUND BALL CLASSIC NORTH CAROLINA A&T AGGIES (4-4 • 0-0 CAA) at #5/4 HOUSTON COUGARS (9-1 • 0-0 American)



7 p.m. • Tuesday, Dec. 13, 2022
Fertitta Center (7,035) • Houston
ESPN+ • KPRC 950 AM | Varsity Network app



#5/4 HOUSTON MEETS NORTH CAROLINA A&T in FERTITTA CENTER on TUESDAY

• #5/4 Houston wraps up its season-long, three-game homestand when it plays host to North Carolina A&T at 7 p.m., Tuesday, in the Coaches vs. Racism HBCU Roundball Classic inside the Fertitta Center.

• The Cougars enters Tuesday's game following a tough, 71-65 loss to #8/10 Alabama in the first on-campus Top-10 home matchup in program history on Saturday afternoon. Junior point guard **Jamal Shead** led all players with 19 points and added seven rebounds with three assists and a pair of steals in front of a Fertitta Center-record crowd of 7,718.

• Sophomore guard **Tramon Mark** finished with 10 points with two rebounds as the Cougars saw their nine-game winning streak to open the 2022-23 season snapped.

• Tuesday's game will be the first meeting against the Aggies since the 2011-12 season and only the second showdown in school history.

HEADLINES and STORYLINES

• Through Dec. 11, Houston leads the nation in **scoring defense** (49.7 ppg) and **field-goal percentage defense** (31.9), ranks among the **Top 10 in 3-point field goal percentage defense** (23.6, 3rd), **scoring margin** (+24.2, 4th), **blocked shots** (5.9, 9th), **turnover margin** (+6.3, 9th), **turnovers** (10.2, 10th) and stands among the **Top 15 in winning percentage** (.900, 12th) and **offensive rebounds**, 13.9, 13th).

• Since 2017-18, Houston ranks as the nation's second-winningest team with a 152-31 record. Only Gonzaga with a 162-19 record stands higher.

• With Houston's win over Northern Colorado (Nov. 7), **Head Coach Kelvin Sampson** recorded the 700th win of his award-winning career and his 200th as a Cougar.

• Junior point guard **Jamal Shead** is one of only five players to rank among the nation's Top-21 leaders in both assists per game (5.9 apg, 14th) and assist-turnover ratio (3.28, 21st). He joins Penn State's Jalen Pickett (7.5 apg, 7th; 3.95, 7th); Kentucky's Sahvir Wheeler (6.5 apg, 18th; 3.47, 18th); Kansas's Dajuan Harris (6.5 apg, 8th; 3.42, 19th) and Kansas State's Markquis Nowell (8.2 apg, 2nd; 3.42, 20th).

UP NEXT

• Following Tuesday's game, Houston travels to meet its second Top-10 opponent in an eight-day stretch when it faces #2/2 Virginia at 1 p.m. (CST), Saturday, inside John Paul Jones Arena in Charlottesville, Va. That game will air on ESPN2.

• From there, the Cougars close out their non-conference, regular-season schedule when they meet McNeese at 7 p.m., Dec. 21, inside the Fertitta Center. That game will air on ESPN+.

• All Houston Men's Basketball games can be heard on 950 AM KPRC.

SETTING the SCENE

Television: **ESPN+**
Matt Pedersen (PxP)
Reid Gettys (analyst)

Radio: **950 AM KPRC / Varsity Network app**
Jeremy Branham (PxP)
Elvin Hayes (analyst)
Pregame show begins at 6:45 p.m.

Series vs. NCAT: Houston leads 1-0
First meeting since 2011-12 season
Houston won last, 71-67
Dec. 28, 2011
Hofheinz Pavilion • Houston
First meeting in Fertitta Center

Houston Head Coach: Kelvin Sampson
(UNC Pembroke '78)

Career Record: 708-341 (34th year)
Houston Record: 208-71 (9th year)
vs. NCAT: First meeting
vs. Phillip Shumpert: First meeting

NCAT Head Coach: Phillip Shumpert
(Albany State (Ga.) '06)

Career Record: 4-4 (1st yr.)
NCA Record: 4-4 (1st yr.)
vs. Houston: First meeting
vs. Kelvin Sampson: First meeting

Up Next at Virginia
2 p.m. (EST) • Saturday, Dec. 17
John Paul Jones Arena • Charlottesville, Va.
ESPN2 • 950 AM KPRC

  
@UHCougarMBK
#ForTheCity
#GoCoogs

THE KELVIN SAMPSON RADIO SHOW

ACME Oyster House • 1201 Westheimer Rd.
7 p.m. • Mondays

Head Coach Kelvin Sampson holds his weekly radio show on most Mondays, inside ACME Oyster House (1201 Westheimer, Houston, 77006).

Hosted by **Jeremy Branham**, the show airs from 7 to 8 p.m., during the American Athletic Conference season.

Each week, Coach Sampson and Jeremy discuss the latest news about Houston Basketball, the American Athletic Conference, the NCAA and

more. Student-athlete and coaching and support staff guests also join Coach and Jeremy on shows throughout the season.

Jan. 2	Feb. 13
Jan. 9	Feb. 20
Jan. 18	Feb. 27
Jan. 23	March 6
Jan. 29	March 13
Feb. 6	

Fans can tune in to 950 AM KPRC or listen via the Varsity Network app. Fans can participate by tweeting questions to @UHCougarMBK.



HOUSTON COUGARS at a GLANCE (starters based on last game)

PROBABLE STARTERS	Pos.	Ht.	Wt.	Cl.-Exp.	Hometown	G-GS	PPG	RPG	Other
1 Jamal Shead	G	6-1	195	* Jr.-2L	Manor, Texas	10-10	7.9	3.5	5.9 apg
0 Marcus Sasser	G	6-2	195	* Sr.-3L	Dallas, Texas	10-10	16.1	2.7	2.7 apg
12 Tramon Mark	G	6-5	195	* So.-2L	Dickinson, Texas	10-10	10.1	3.8	85.0 FT%
25 Jarace Walker	F	6-8	240	Fr.-HS	New Freedom, Pa.	10-10	9.4	6.7	2.6 orpg
13 J'Wan Roberts	F	6-7	230	* r-Jr.-2L	St. Thomas, U.S. Virgin Islands	10-10	9.8	7.1	65.2 FG%
RESERVES	Pos.	Ht.	Wt.	Cl.-Exp.	Hometown	G-GS	PPG	RPG	Other
32 Reggie Chaney	F	6-8	230	c-Sr.-2L	Tulsa, Okla.	10-0	3.6	3.2	1.1 spg
3 Ramon Walker Jr.	G	6-4	210	So.-1L	Pearland, Texas	7-0	3.3	3.1	0.3 apg
5 Ja'Vier Francis	F	6-8	235	So.-1L	New Orleans, La.	10-0	5.0	3.6	1.8 bpg
23 Terrance Arceneaux	G	6-7	190	Fr.-HS	Beaumont, Texas	10-0	5.6	4.2	0.8 spg
21 Emanuel Sharp	G	6-4	200	r-Fr.-RS	Tampa, Fla.	6-0	3.8	3.0	43.8 3FG%
20 Ryan Elvin	G	6-0	170	* Jr.-SQ	Round Rock, Texas	5-0	2.4	0.2	0.4 spg
4 Darius Bowser	C	6-9	250	Gr.-TR	Gaffney, S.C.	1-0	0.0	0.0	3.6 mpg
24 Mylik Wilson	G	6-3	175	Sr.-TR	Rayville, La.	---	---	---	---

* - eligible for extra COVID year following senior season

QUICK FACTS

GENERAL INFORMATION

Location:	Houston, Texas
Founded:	1927
Enrollment:	47,035
Nickname:	Cougars
Colors:	Scarlet (PMS 186) and White
Arena (capacity):	Fertitta Center (7,035)
Court Name:	Penick Court
Affiliation:	NCAA Division I
Conference:	American Athletic
President/Chancellor:	Dr. Renu Khator
Vice President for Athletics:	Chris Pezman
NCAA Faculty Representative:	Dr. Catherine Horn
Department of Athletics Phone:	(713) 743-9969
Athletics Ticket Office Phone:	(713) Go-Coogs (462-6647)

COACHING STAFF

Head Coach:	Kelvin Sampson (UNC Pembroke '78)
Record at Houston:	208-71 (9th yr.)
Career Record:	708-341 (34th yr.)
Assistant Coaches:	Kellen Sampson, Quannas White, Hollis Price

SUPPORT STAFF

Special Assistant to the Head Coach:	K.C. Beard
Director of Operations & Basketball Strategy:	Bobby Champagne
Director of Operations:	Lauren Sampson
Director of Player Development:	Anthony Goldwire
Video Coordinator:	Matthew McDonald
Associate AD for Sports Medicine:	John Houston
Director of Sports Performance:	Alan Bishop
Director of Program Strategy & Player Relations:	Bilal Batley
Associate Director of Operations:	Daniel Hixon
Video Assistant:	Miles Lester
Internal Operations:	Kellen Hutchinson, Cole Rabedeaux
Student Managers:	Eddie Lopez, Jonathan Lored, Matthew Criswell, Carson Calhoun, Blaise Dupre, Bradley Seibert, Ben Still, Ciarra Merchant, Cameron Simmons, Daniela Perdomo

TEAM INFORMATION

2021-22 Record:	32-6
2021-22 American Finish:	15-3 (Champions)
2021-22 American Championship Finish:	3-0 (Champions)
Starters Returning/Lost:	2/4
Lettermen Returning/Lost:	7/5
Newcomers:	3
Returning Scoring:	36.0% (1,063 of 2,844pts.)
Returning Rebounding:	42.1% (624 of 1,482 rebs.)
Returning Assists:	51.5% (318 of 617 asts.)

FERTITTA CENTER

Capacity:	7,035
Record:	66-5 (.930)
First Game:	W, 65-61, vs. #18/21 Oregon (Dec. 1, 2018)
Attendance:	413,743 (5,828 avg.)
Renovation Cost:	\$60 million
Architects:	PGA and AECOM
Project Manager:	Turner Construction

HISTORY

First Season:	1946
All-Time Record:	1,379-874 (.612)
NCAA Tournament Appearances / Last:	23 / 2022
Postseason Record:	43-42 (.506)
National Championship Appearances:	2 (1984, 1983)
Final Four Appearances:	6 (2021, 1984, 1983, 1982, 1968, 1967)
Elite Eight Appearances:	7 (2022, 2021, 1984, 1983, 1982, 1968, 1967)
Sweet 16 Appearances:	14 (2022, 2021, 2019, 1983, 1983, 1982, 1971, 1970, 1968, 1967, 1966, 1965, 1961, 1956)
Last NCAA Appearance:	2022 NCAA Tournament Sweet 16 (defeated #1/1 (5) Arizona, 72-60, March 24, 2022)
Conference Regular-Season Championships / Last:	10 (2021-22)
Conference Tournament Championships / Last:	8 (2022)
NIT Appearances:	11 (2017, 2016, 2006, 2005, 2002, 1993, 1991, 1988, 1985, 1977, 1962)
Last NIT Appearance:	2017 (lost to Akron, First Round)

ATHLETICS COMMUNICATIONS

Assistant AD / Primary Basketball Contact:	Jeff Conrad
Office / Cell Phone:	(713) 743-9410 / (713) 557-3841
Email:	jaconrad@central.uh.edu

2022-23 HOUSTON COUGARS

No.	Name	Pos.	Ht.	Wt.	Cl.-Exp.	Hometown-High School (Last School)
0	Marcus Sasser	G	6-2	195	* Sr.-3L	Dallas, Texas-Red Oak
1	Jamal Shead	G	6-1	195	* Jr.-2L	Manor, Texas-Manor
3	Ramon Walker Jr.	G	6-4	210	So.-1L	Pearland, Texas-Shadow Creek
4	Darius Bowser	C	6-9	250	c-Sr.-TR	Gaffney, S.C.-Gaffney (Charleston Southern)
5	Ja'Vier Francis	F	6-8	235	So.-1L	New Orleans, La.-Montverde Academy [Fla.]
12	Tramon Mark	G	6-5	195	* r-So.-2L	Dickinson, Texas-Dickinson
13	J'Wan Roberts	F	6-7	230	* Jr.-2L	St. Thomas, U.S. Virgin Islands-Shoemaker (Killeen, Texas)
20	Ryan Elvin	G	6-0	170	* Jr.-SQ	Round Rock, Texas-Cedar Ridge
21	Emanuel Sharp	G	6-4	200	r-Fr.-RS	Tampa, Fla.-Bishop McLaughlin School
23	Terrance Arceneaux	G	6-7	190	Fr.-HS	Beaumont, Texas-Beaumont United
24	Mylik Wilson	G	6-3	175	* Sr.-TR	Rayville, La.-Rayville (Texas Tech/Louisiana)
25	Jarace Walker	F	6-8	240	Fr.-HS	New Freedom, Pa.-IMG Academy [Bradenton, Fla.]
32	Reggie Chaney	F	6-8	230	c-Sr.-1L	Tulsa, Okla.-Findlay Prep [Henderson, Nev.] (Arkansas)

* - eligible for extra year due to COVID-19 pandemic

COACHING STAFF

Head Coach:	Kelvin Sampson (UNC Pembroke '78), 9th season
Assistant Coach:	Kellen Sampson (Oklahoma '07), 9th season
Assistant Coach:	Quannas White (Oklahoma '06), 5th season
Assistant Coach:	Hollis Price (Oklahoma '11), 1st season as asst. coach/9th season (overall)


SUPPORT STAFF

Special Assistant to the Head Coach:	K.C. Beard (Boise State '08)
Director of Operations & Basketball Strategy:	Bobby Champagne (South Alabama '90)
Director of Operations:	Lauren Sampson (Oklahoma '04)
Director of Player Development:	Anthony Goldwire (Houston '20)
Video Coordinator:	Matthew McDonald (Houston '19)
Associate AD for Sports Medicine:	John Houston (Texas Tech '91)
Director of Sports Performance:	Alan Bishop (Utah State '09)
Director of Program Strategy & Player Relations:	Bilal Batley (Oklahoma '07)
Associate Director of Operations:	Daniel Hixon (Houston '19)
Video Assistant:	Miles Lester (Wake Forest '22)
Internal Operations:	Kellen Hutchinson (Houston '21), Cole Rabedeaux (Wisconsin-Eau Claire '20)
Student Managers:	Eddie Lopez, Jonathan Lored, Matthew Criswell, Carson Calhoun, Blaise Dupre, Bradley Seibert, Ben Still, Ciarra Merchant, Cameron Simmons, Daniela Perdomo

PRONUNCIATION GUIDE

Names	
TERRANCE ARCEAUX	Tair-Ents Ar-Suh-Know
BILAL BATLEY	Buh-Loll (rhymes with Ball) Bat-Lee
DARIUS BOWSER	Dare-E-Us Bow-(as in now)-Zur
Bobby CHAMPAGNE	Sham-Pain
Ja'VIER Francis	Jay-Vee-Ur
TRAMON Mark	Truh-Mon
Cole RABEDEAUX	Rab-Uh-Doe
J'WAN Roberts	Juh-wan
EMANUEL Sharp	E-Man-You-Ell
JAMAL SHEAD	Juh-Mall Shed
JARACE Walker	Jair-Uh
RAMON Walker Jr.	Ruh-Moan
QUANNAS White	Kwah-Nus
MYLIK Wilson	Muh-Leek

Hometowns	
BEAUMONT, Texas	Bo-Mont
GAFFNEY, S.C.	Gaff-Nee
KILLEEN, Texas	Kuh-Leen
MANOR, Texas	May-Nur
PEARLAND, Texas	Pair-Land



HOUSTON x JORDAN BRAND

- In April 2018, the Cougars became the seventh school to be selected to join the Jordan Brand family.
- Houston is one of only 11 schools to wear the Jumpman logo, joining North Carolina, Michigan, Oklahoma, Florida, Georgetown, Marquette, San Diego State, UCLA, Morehouse and Howard.
- In December 2020, Houston Women's Basketball joined the Jumpman roster.

WITH A WIN...

- Houston moves to 10-1 in 2022-23.
- The Cougars move to 1,381-874 in their history.
- Houston improves to 2-0 against North Carolina A&T in the series.
- Houston improves to 299-71 when competing as a ranked team.
- Houston moves to 15-5 when playing as the No. 5 (AP) team.
- The Cougars win their second straight game and for the third time in the last four games as the #5 (AP) team. Only an 82-73 loss at East Carolina on Feb. 3, 2021, prevents a longer streak.
- Head Coach Kelvin Sampson** improves to 709-341 in his career and 209-71 in his Houston tenure.
- Sampson improves to 1-0 against North Carolina A&T during his career.
- Sampson moves to 1-0 against North Carolina A&T Head Coach Philip Shumpert during their careers.



HOUSTON to JOIN BIG 12

- On Sept. 9, 2021, the University of Houston accepted an invitation to join the Big 12 Conference.
- Cougars joined with BYU, Cincinnati and UCF to become part of the league... Will compete against current Big 12 members Baylor, Iowa State, Kansas, Kansas State, Oklahoma State, TCU, Texas Tech and West Virginia.
- Houston will begin Big 12 competition in Fall 2023.

TEAM COMPARISON

Category	UH	NCAT
Associated Press (as of Dec. 12)	5th	---
USATODAY Sports Coaches (as of Dec. 12)	4th	---
NET ranking (through Dec. 11)	2nd	299th
KenPom (through Dec. 11)	2nd (+28.82)	270th (-8.21)
Offensive Efficiency	26th (112.4)	267th (98.1)
Defensive Efficiency	2nd (83.6)	266th (106.4)
BPI (through Dec. 11)	1st	261st
Overall Record	9-0	7-1
Conference Record (through Dec. 11, 2022)	0-0 (t-1st) The American	0-0 (t-1st) CAA
Points	73.9	75.3
Opp. Points	49.7	70.1
Scoring Margin	+24.2	+5.1
Rebounds	40.3	34.5
Opp. Rebounds	33.5	37.6
Rebounding Margin	+6.8	-3.1
Field Goal Pct.	46.0	43.9
Opp. Field Goal Pct.	31.9	43.5
3-Point Pct.	33.0	34.5
Opp. 3-Point Pct.	23.6	32.1
3-Point FG per game	6.9	9.5
Free Throw Pct.	69.3	72.0
Opp. Free Throw Pct.	66.5	63.6
Free Throws Made per Game	10.4	11.3
Personal Fouls	15.5	18.9
Assists	13.9	13.0
Turnovers	10.2	12.8
Turnovers Forced	16.5	15.5
Turnover Margin	+6.3	+2.8
Assist/Turnover Ratio	1.4	1.0
Blocked Shots	5.9	2.9
Steals	9.5	8.9

NET NOTES

- Through games of Dec. 11, Houston ranked #2 in the NET rankings released by the NCAA.
- North Carolina A&T stood at #299.
- Houston was the highest ranked American Athletic Conference team, ahead of #38 Memphis.
- Ranking system relies on game results, strength of schedule, game location, scoring margin, net offensive and defensive efficiency and qualities of wins and losses.
- Replaced RPI as primary sorting tool for evaluating teams.
- Approved in July 2019 after consultation with Division I Men's Basketball Committee, National Association of Basketball Coaches, top basketball analytics and Google Cloud Professional Services.

MARCUS' MARKS

1,015

With 12 points in Houston's win over North Florida on Dec. 6, preseason All-American guard **Marcus Sasser** reached the 1,000-point milestone in his Houston career. He became the 50th 1,000-point scorer in Houston history and currently ranks 49th in school history with his total.

200

With two 3-pointers in Houston's win over North Florida on Dec. 6, preseason All-American guard **Marcus Sasser** became only the seventh Cougar in school history to sink 200+ 3-pointers during his career. He ranks seventh in school history with his total.

#5 (AP) team.

vs. Ranked Teams: Houston has played at least one nationally ranked opponent in 11 consecutive seasons.

• With Saturday's loss to #8/10 Alabama, Houston has posted an 82-184 record when facing ranked teams during the program's history.

Weekly Streaks: With their Dec. 12 rankings, the Cougars extended their school record with their 51st consecutive week ranked among the AP Top 25. The previous mark was 35 straight weeks in the poll from 1967 to 1969.

• The Jan. 13, 2020, poll was the last time Houston did not appear in the AP Top 25.

• Houston has appeared in the Coaches poll for 43 consecutive weeks, dating back to March 2, 2020.

Season Streaks: This is the sixth straight season Houston was ranked for at least one week.

NCAA DIVISION I FATHER/SON COACHING DUOS

School	Father	Son
Houston	Kelvin Sampson	Kellen Sampson
Auburn	Bruce Pearl	Steve Pearl
Bellarmine	Scott Davenport	Doug Davenport
Cal State Bakersfield	Rod Barnes	Brandon Barnes
Cal State Northridge	Trent Johnson	Terry Johnson
Detroit Mercy	Mike Davis	Mike Davis Jr.

• Houston ended the 2021-22 campaign at No. 15 in the AP poll and at No. 7 in the Ferris Mowers Coaches Poll. The Cougars finished the 2020-21 season at No. 6 (AP) and at No. 3 (Coaches). Houston ended the shortened 2019-20 season at No. 22 (AP) and No. 23 (*USA TODAY* Coaches) and were No. 11 (AP) and No. 12 (*USA TODAY* Coaches) in final poll of 2018-19... Houston also finished at No. 21 (AP) and No. 22 (*USA TODAY* Coaches) in 2017-18.

Preseason: This was the third straight season in which the Cougars were ranked in both national preseason polls. It was the first time that has happened since 1981-84.

• This was the Cougars' highest AP preseason ranking since

the 1983-84 team checked in at No. 3 in November 1983.

• It was Houston's highest preseason appearance in the Coaches poll since the 1967-68 team started the year at No. 2 in 1967.

KELVIN SAMPSON vs. NORTH CAROLINA A&T (0-0)

Houston 0-0
0-0 Home • 0-0 Road

with Houston (0-0)

First meeting

KELVIN SAMPSON vs. PHILLIP SHUMPERT (0-0)

Houston 9-0
0-0 Home • 0-0 Road

Sampson (Houston) v. Shumpert (NCAT)

First meeting

- Shumpert has built a 4-4 record with North Carolina A&T in 2022-23.
- Tuesday's game will be the first time Shumpert has faced Houston during his career.
- Tuesday's game will be the first time Shumpert has faced Houston Head Coach Kelvin Sampson during their careers.
- 2006 graduate of Albany State (Ga.).

SERIES HISTORY vs. NORTH CAROLINA A&T

• Houston owns a 1-0 lead over North Carolina in the series, which began during the 2011-12 season.
• In the lone previous meeting, Houston claimed a 71-67 win over the Aggies inside Hofheinz Pavilion in Houston on Dec. 28, 2011.

at Home: Houston has posted a 1-0 record against North Carolina A&T in home games during the series.
• In the lone previous meeting, Houston claimed a 71-67 win over the Aggies inside Hofheinz Pavilion in Houston on Dec. 28, 2011.

in Fertitta Center: Tuesday's game will be the first time Houston has faced North Carolina A&T inside the Fertitta Center.

COACHES vs. RACISM ROUNDBALL CLASSIC

• Tuesday's game will be the first game in the Coaches vs. Racism HBCU Roundball Classic.

• Following Tuesday's game, the action continues with a doubleheader on Saturday inside James E. Delmar Fieldhouse. The twinbill begins with Prairie View A&M facing Montana at 11:50 a.m., with Jackson State meeting Texas Tech at 3 p.m., Saturday.

• For the latest information, fans may visit coachesvsracism.org.

IN the NATIONAL RANKINGS

• In the Dec. 12 polls, Houston stood at #5 in the Associated Press (1,224 points) and at #4 in the *USA TODAY Sports* Coaches (588 points).

• This was the 196th weekly AP ranking for Houston in program history.

• Houston's #1 ranking earlier this season was the highest the Cougars have appeared in any poll since the final Coaches poll of the 1982-83 season on March 15, 1983. It was the highest appearance in the AP poll since a #1 ranking in the final poll of the 1982-83 season on March 14, 1983.

Record when Ranked: With its loss to #8/10 Alabama inside the Fertitta Center on Saturday, Houston fell to 298-71 when playing as a ranked team in program history.

• Houston is 9-1 when playing as a ranked team during the 2022-23 season.

at #5: Tuesday's game marks the first time Houston has played as the #5 (AP) team during the 2022-23 season.

• Houston has posted a 14-5 record during its history when competing as the #5 (AP) team.

• The Cougars have alternated wins and losses in their last four games as the #5 (AP) team.

• In its most recent action at #5 (AP), Houston claimed a 112-46 win over Our Lady of the Lake inside the Fertitta Center on Feb. 6, 2021.

• Tuesday's game will be the first time Houston has faced North Carolina A&T as the

HOUSTON'S RECORD ...

Category	2022-23 Record	Pct.	Sampson Era Record	Pct.
All Games	9-1	.900	208-71	.746
American Games	0-0	.000	100-43	.699
Non-Conference Games	9-1	.900	108-28	.794
Postseason Games	0-0	.000	20-11	.645
Home Games	6-1	.857	123-21	.854
Away Games	1-0	1.000	49-38	.563
Neutral Site Games	2-0	1.000	36-12	.750
vs. Ranked Opponents	0-1	.000	14-16	.467
vs. Unranked Opponents	9-0	1.000	194-55	.779
Winning Opening Tip	3-0	1.000	124-28	.816
Opp. Wins Opening Tip	6-1	.857	84-43	.661
Scoring First	5-0	1.000	139-25	.848
Opp. Scores First	4-1	.800	69-47	.595
Leading at Halftime	9-1	.900	178-27	.868
Trailing at Halftime	0-0	.000	29-42	.408
Tied at Halftime	0-0	.000	2-2	.500
Leading With 5:00 Remaining	9-1	.900	195-16	.924
Trailing With 5:00 Remaining	0-0	.000	11-52	.175
Tied With 5:00 Remaining	0-0	.000	2-3	.400
in Overtime	0-0	.000	5-5	.500
Shooting 40+ Percent	7-0	1.000	172-31	.847
Shooting 35-39.99 Percent	1-1	.500	28-26	.519
Shooting <35 Percent	1-0	1.000	8-14	.364
Opp. Shoots 40+ Percent	0-1	.000	65-64	.504
Opp. Shoots 35-39.99 Percent	4-0	1.000	64-4	.941
Opp. Shoots <35 Percent	5-0	1.000	79-3	.963
More 3-Pointers than Opp.	4-0	1.000	139-34	.803
Fewer 3-Pointers than Opp.	5-0	1.000	49-30	.620
Equal 3-Pointers as Opp.	1-0	1.000	21-6	.778
More Free Throws than Opp.	3-0	1.000	107-13	.892
Fewer Free Throws than Opp.	6-1	.857	91-57	.615
Equal Free Throws as Opp.	0-0	.000	10-1	.909
More Rebounds than Opp.	7-0	1.000	172-29	.856
Fewer Rebounds than Opp.	2-1	.667	31-39	.443
Equal Rebounds as Opp.	0-0	.000	5-3	.625
More Assists than Opp.	6-0	1.000	158-22	.878
Fewer Assists than Opp.	2-1	.667	37-45	.451
Equal Assists than Opp.	1-0	1.000	13-4	.765
More Turnovers than Opp.	2-0	1.000	58-29	.667
Fewer Turnovers than Opp.	7-1	.875	138-38	.784
Equal Turnovers than Opp.	0-0	.000	11-5	.688
Scoring 100+ Pts.	1-0	.000	10-0	1.000
Scoring 90-99 Pts.	0-0	.000	20-0	1.000
Scoring 80-89 Pts.	4-0	1.000	45-4	.918
Scoring 70-79 Pts.	1-0	1.000	82-13	.863
Scoring 60-69 Pts.	1-1	.500	46-29	.613
Scoring <60 Pts.	2-0	1.000	4-25	.138
Allowing 100+ Pts.	0-0	.000	0-0	.000
Allowing 90-99 Pts.	0-0	.000	3-1	.750
Allowing 80-89 Pts.	0-0	.000	3-14	.176
Allowing 70-79 Pts.	0-1	.000	24-25	.490
Allowing 60-69 Pts.	0-0	.000	62-25	.713
Allowing <60 Pts.	9-0	1.000	116-6	.951
Games Decided By 1-3 Pts.	0-0	.000	16-22	.421
Games Decided By 4-6 Pts.	2-1	.667	22-14	.611
Games Decided By 7-10 Pts.	1-0	1.000	29-14	.674
Games Decided By 11+ Pts.	6-0	1.000	141-21	.870
November	7-0	1.000	40-6	.870
December	2-1	.667	51-13	.797
January	0-0	.000	43-20	.683
February	0-0	.000	41-16	.719
March	0-0	.000	34-14	.708
April	0-0	.000	0-1	.000
in White Houston Uniforms	5-0	1.000	102-25	.803
in White Cougars Uniforms	1-0	1.000	14-1	.933
in White Throwback Uniforms	1-1	.500	7-1	.875
in Red Houston Uniforms	1-0	1.000	39-32	.549
in Black Houston Uniforms	0-0	.000	21-7	.750
in Black Cougars Uniforms	1-0	1.000	7-2	.778
in Grey Uniforms	0-0	.000	15-1	.938

AMERICAN

2022-23 STANDINGS through games of Dec. 11, 2022

TEAM	AMERICAN GAMES			ALL GAMES		
	W	L	Pct.	W	L	Pct.
Houston	0	0	.000	9	1	.900
Memphis	0	0	.000	8	2	.800
UCF	0	0	.000	7	2	.778
Tulane	0	0	.000	6	3	.667
East Carolina	0	0	.000	7	4	.636
Cincinnati	0	0	.000	6	4	.600
Wichita State	0	0	.000	5	4	.556
Temple	0	0	.000	6	5	.545
SMU	0	0	.000	3	6	.333
South Florida	0	0	.000	3	6	.333
Tulsa	0	0	.000	3	6	.333

UPCOMING GAMES

Tue., Dec. 13	North Carolina A&T at Houston 7 p.m. ESPN+
	Mississippi Valley State at Wichita State 7 p.m. ESPN+
	Memphis at Alabama 8 p.m. ESPN2
Wed., Dec. 14	Miami (Ohio) at Cincinnati 6 p.m. ESPN+
	UCF at Mississippi 6:30 p.m. ESPN+
Fri., Dec. 16	Dartmouth at South Florida 6 p.m. ESPN+
	Mississippi Valley State at Tulsa 7 p.m. ESPN+
Sat, Dec. 17	Houston at Virginia 1 p.m. ESPN2
	AutoNation Orange Bowl
	Basketball Classic (Sunrise, Fla.)
	UCF vs. Missouri 11 a.m.
	Greenville Classic (Greenville, S.C.)
	East Carolina vs. South Carolina 1 p.m.
	Legends of Basketball Showcase (Chicago)
	Tulane vs. George Mason 2:30 p.m.
	La Salle at Cincinnati 3 p.m. ESPN+
	Temple at Mississippi 4 p.m. SECN
	Texas A&M at Memphis 6 p.m. ESPN
	Oklahoma State at Wichita State 8 p.m. ESPN
Mon., Dec. 19	Hofstra at South Florida 6 p.m. ESPN+
Tue., Dec. 20	UMES at Temple 6 p.m. ESPN+
Wed., Dec. 21	McNeese at Houston 7 p.m. ESPN+
	Detroit at Cincinnati 6 p.m. ESPN+
	Stetson at UCF 6 p.m. ESPN+
	Mississippi Valley State at Tulane 7 p.m. ESPN+
	Alabama State at Memphis 7 p.m. ESPN+
	High Point at East Carolina 7 p.m. ESPN+
	Tulsa at LMU 7 p.m. ESPN+
Thur., Dec. 22	Hawaiian Airlines Diamond Head Classic (Honolulu)
	SMU vs. Iona 2 p.m. ESPN
	NJIT at South Florida 6 p.m. ESPN+
	Texas Southern at Wichita State 7 p.m. ESPN+

RECENT GAMES

Mon., Dec. 12	South Florida at Northern Iowa
Sun., Dec. 11	at UCF 75, Tarleton 49
	at East Carolina 84, Coppin State
Sat., Dec. 10	Alabama 71, at Houston 65
	Holiday Hoopsgiving (Atlanta)
	Tulane 88, vs. Buffalo 63
	Memphis 82, vs. Auburn 73
	at Penn 77, Temple 57
	Xavier 80, at Cincinnati 77
	at Tulsa 70, Central Michigan 63
	at Wichita State 81, Longwood 63
	Holiday Hoopsgiving (Fort Worth, Texas)
	SMU vs. TCU
Wed., Dec. 7	Detroit Mercy 76, at Tulsa 72
	Arizona State 75, at SMU 57
Tue., Dec. 6	at Houston 76, North Florida 42
	at UNCW 74, East Carolina 61
	at Temple 70, Saint Joseph's 60
	Bryant at Tulane, PPD
	at Memphis 87, Little Rock 71
Sun., Dec. 4	at Cincinnati 97, Bryant 71
	at UCF 80, Samford 77 (OT)
Sat., Dec. 3	The Battleground 2K22 (Fort Worth, Texas)
	vs. Houston 53, Saint Mary's 48
	at Temple 83, VCU 73
	Fordham 95, at Tulane 90
	Oral Roberts 77, at Tulsa 66
	Jackson State 69, at SMU 68
	at Memphis 68, Mississippi 57
	at Kanwas State 55, Wichita State 50
Fri., Dec. 2	at East Carolina 79, Campbell 69
	at South Florida 79, Charleston Southern 59

WELCOME to HOUSTON

• The Cougars signed four newcomers to the team for the 2023-24 season during the early signing period.

• Jefferson, McFarland and Tugler will compete as true freshmen in 2023-24... Lath is expected to join the Cougars in January 2023 and will sit out as a redshirt for the rest of the 2023-24 season... All will have four years of eligibility remaining with Lath as a redshirt freshman.

• No. 19 signing class nationally by 247Sports

• No. 24 signing class nationally by Rivals

• No. 24 signing class nationally by ESPN

• Group consists of four freshmen with two guards, a center and a forward

KORDELIUS JEFFERSON

Guard - 6-3 • 180 • Freshman

Arlington, Texas

James Martin High School

Top 100 prospect nationally and No. 7 recruit in state of Texas by 247Sports... Averaged 9.2 points, 5.2 rebounds, 3.9 assists and 1.5 steals per game as a junior in 2021-22... Led Martin High to 6A Region I semifinals... Coached by John Osborn... Chose Houston over Tennessee, Texas Tech and Texas A&M... First Dallas-area recruit to sign with Houston since Marcus Sasser out of Red Oak High School... First name is pronounced Kor-Dell-E-Us.

JACOB MCFARLAND

Center - 6-11 • 220 • Freshman

Moreno Valley, Calif.

Rancho Verde High School

No. 93 player nationally in ESPN100... Top 100 national prospect by 247Sports... Also recruited by Georgia, California and Wyoming... Coached by Johnny Dukes at Rancho Verde High School... Grabbed a game-high 12 rebounds with five blocks in CIF Section Division 3AA Quarterfinal win over No. 2 seed Chaparral High School.

JOSEPH TUGLER

Forward - 6-7 • 215 • Freshman

Houston, Texas

Cypress Falls High School

No. 77 player nationally and No. 8 prospect in the state of Texas by ESPN... Consensus 4-star recruit... Coaches by Richard Flores at Cypress Falls High School... Was an All-District 16-6A First-Team selection as a junior in 2021-22... Scored team-high 16 points against Westfield High to lead Golden Eagles to Region II-6A semifinals... Chose Houston over Texas, TCU, SMU, Kansas State and Tulsa... Last name is pronounced Tug-Lur.

CEDRIC LATH

Center - 6-10 • 260 • Freshman

Abidjan, Ivory Coast

Balboa School (Escondido, Calif.)

Has played basketball for only three years after growing up in Ivory Coast... Emerged as No. 15 center nationally, according to *On3 Consensus*... Played for Dream Visions on the AAU circuit and burst on the scene in the summer with his physical play... Chose Houston over Texas, BYU, UCLA, TCU, Kansas State, Arizona, UConn and Illinois... Last name is pronounced Lot.

LAST TIME vs. NORTH CAROLINA A&T

Houston 71, North Carolina A&T - Wednesday, Dec. 28, 2022 • Hofheinz Pavilion • Houston

• Guard **Joseph Young's** 3-pointer with 36 seconds remaining turned a 1-point deficit into a 2-point lead and helped lift the Cougars to a 71-67 win against North Carolina A&T inside Hofheinz Pavilion.

• In a game that went back and forth during the final three minutes, Young gave the Cougars the final say in their first meeting against the Aggies. Forward **Alandise Harris** gave Houston a 66-65 lead with 94 seconds left before Adrian Powell's jumper with 54 seconds remaining handed North Carolina A&T a 67-66 lead.

• The Cougars worked the clock down before **Head Coach James Dickey** elected to use a timeout. On the ensuing inbounds play, guard **Darian Thibodeaux** threw the ball to Young, whose defender reached out to make a steal and overplayed his man.

• Seeing that opportunity, Young calmly stepped back and buried his second 3-pointer of the night from the left wing to bring most of the crowd of 4,030 to its feet. The Houston native and Yates High product finished the game with 12 points and four rebounds and added a career-high four blocked shots.

• On the ensuing possession, the Aggies worked the ball around before Austin Witter missed a 3-point attempt. DaMetrius Upchurch grabbed the offensive rebound, but his putback was off the mark and that rebound went out of bounds to give the Cougars the ball with nine seconds left.

• A lack of foul trouble then helped the Cougars. With only four team fouls in the second half until that point, Houston had to inbound the ball three more times - knocking off three seconds - before Thibodeaux finally went to the line for the 1-and-1. The Dallas native calmly stepped to the charity stripe and nailed both attempts to give Houston a 4-point advantage with just six seconds to go.

• Powell's 3-pointer at the buzzer was off the mark for the final margin of victory.

• With the win, the Cougars recorded their third straight win and their fourth consecutive home win.

• Thibodeaux did a little of everything for the Cougars in the win, compiling 13 points with three 3-pointers, five rebounds, six assists and a pair of blocked shots with no turnovers in 36 minutes.

• Plagued by foul trouble early in the game, guard **Jonathon Simmons** tied with Thibodeaux for the team lead with 13 points - all in the second half - but saw his streak of five straight 20-point games come to an end.

• Forward **Tashawn Thomas** grabbed a game-high 10 rebounds with a career-high six blocked shots and fell just a point shy of recording his third double-double of the season.

• North Carolina A&T guard Marc Hill led all players with 18 points, while Powell finished with 12 points. Nic Simpson came off the bench to post 14 points, including four 3-pointers, while Upchurch added eight points and a game-high-tying 10 rebounds in the loss.

KELVIN SAMPSON vs. NORTH CAROLINA A&T

• Tuesday's game will be the first time Houston **Head Coach Kelvin Sampson** has faced North Carolina A&T during his career.

KELVIN SAMPSON vs. PHILLIP SHUMPERT

• Tuesday's game will be the first time Houston **Head Coach Kelvin Sampson** has faced North Carolina A&T Head Coach Phillip Shumpert during his career.

NATIONAL POLLS

as of Dec. 5, 2022

2022-23 opponents in bold

Associated Press

Rk.	Team	Record	Pts.
1.	Purdue (27)	10-0	1,508
2.	Virginia (19)	8-0	1,476
3.	UConn (15)	11-0	1,466
4.	Alabama	8-1	1,326
5.	Houston	9-1	1,326
6.	Tennessee (1)	9-1	1,224
7.	Texas	7-1	1,173
8.	Kansas	9-1	1,165
9.	Arizona	8-1	1,096
10.	Arkansas	9-1	1,029
11.	Baylor	7-2	881
12.	Duke	10-2	840
13.	Kentucky	7-2	688
14.	Indiana	8-2	622
15.	Gonzaga	7-3	621
16.	UCLA	8-2	606
17.	Mississippi State	9-0	497
18.	Illinois	7-3	487
19.	Auburn	8-1	453
20.	Maryland	8-2	414
21.	TCU	8-1	270
22.	Wisconsin	8-2	255
23.	Ohio State	7-2	209
24.	Virginia Tech	10-1	109
25.	Miami (Fla.)	10-1	100

Others receiving votes: Memphis 74, Charleston 64, Marquette 39, Iowa State 39, Virginia State 39, UNLV 27, Xavier 26, Iowa 25, West Virginia 20, **Saint Mary's (Calif.) 15**, Texas Tech 14, San Diego State 14, New Mexico 12, Utah 12, Creighton 11, Michigan State 5, Mississippi Valley State 4, Utah State 4, Kansas State 2.

USA TODAY Sports Coaches'

Rk.	Team	Record	Pts.
1.	Purdue (9)	10-0	697
2.	Virginia (12)	8-0	683
3.	UConn (7)	11-0	677
4.	Houston	9-1	588
5.	Alabama	8-1	585
6.	Kansas	9-1	568
7.	Tennessee	9-1	550
8.	Texas	7-1	537
9.	Arizona	8-1	487
10.	Arkansas	9-1	466
11.	Baylor	7-2	387
12.	Duke	10-2	366
13.	Kentucky	7-2	330
14.	UCLA	8-2	310
15.	Gonzaga	7-3	291
16.	Indiana	8-2	272
17.	Maryland	8-2	237
18.	Auburn	8-1	223
19.	Illinois	7-3	204
20.	Mississippi State	9-0	155
21.	Ohio State	7-2	134
22.	TCU	8-1	102
23.	Wisconsin	8-2	99
24.	Virginia Tech	10-1	99
25.	Miami (Fla.)	10-1	55

Others receiving votes: Marquette 46; Iowa State 46; West Virginia 32; **Memphis 29**; Charleston 24; Creighton 20; **Saint Mary's (Calif.) 15**; Xavier 14; UNLV 13; New Mexico 9; San Diego State 8; Kansas State 6; Utah State 4; Texas Tech 4; Arizona State 3; Rutgers 2; North Carolina 1; Michigan State 1.

WEEK-BY-WEEK

Date	AP	Coaches
Preseason	#3 - 1,404 (1)	#3 - 713 (1)
Week 1 (Nov. 14)	#3 - 1,439 (2)	#3 - 723 (2)
Week 2 (Nov. 21)	#2 - 1,499 (9)	#2 - 729 (7)
Week 3 (Nov. 28)	#1 - 1,534 (45)	#1 - 782 (23)
Week 4 (Dec. 5)	#1 - 1,502 (37)	#1 - 757 (21)
Week 5 (Dec. 12)	#5 (1,326)	#4 - 588)
Week 6 (Dec. 19)	---	---
Week 7 (Dec. 26)	---	---
Week 8 (Jan. 2)	---	---
Week 9 (Jan. 9)	---	---
Week 10 (Jan. 16)	---	---
Week 11 (Jan. 23)	---	---
Week 12 (Jan. 30)	---	---
Week 13 (Feb. 7)	---	---
Week 14 (Feb. 14)	---	---
Week 15 (Feb. 21)	---	---
Week 16 (Feb. 28)	---	---
Week 17 (March 7)	---	---
Week 18 (March 14)	---	---
Final (April 5)	---	---

WINNINGEST NCAA DIVISION I TEAMS since 2017-18
(through games of Dec. 11, 2022)

Rk.	School	Last 6 Years	Last 5 Years (Rk.)	Last 4-Years (Rk.)	Last 3-Years (Rk.)	2022-23	2021-22	2020-21	2019-20	2018-19	2017-18
1.	Gonzaga	162-19	130-14 (1)	97-10 (1)	66-8 (2)	7-3	28-4	31-1	31-2	33-4	32-5
2.	Houston	152-31	125-23 (2)	92-19 (t2)	69-11 (1)	9-1	32-6	28-4	23-8	33-4	27-8
3.	Kansas	149-37	118-29 (3)	92-19 (t2)	64-16 (3)	9-1	34-6	21-9	28-3	26-10	31-8
4.	Duke	141-40	112-32 (4)	80-26 (t10)	55-20	10-2	32-7	13-11	25-6	32-6	29-8
5.	Villanova	139-42	103-37	77-27	53-20	5-5	30-8	18-7	24-7	26-10	36-5
6.	Virginia	136-34	105-31 (8)	70-28	47-21	8-0	21-14	18-7	23-7	35-3	31-3
7.	Belmont	134-39	110-30 (t5)	83-24 (t5)	57-17 (8)	6-5	25-8	26-4	26-7	27-6	24-9
8.	Liberty	132-46	110-31 (t5)	81-24 (t7)	51-20	6-3	22-11	23-6	30-4	29-7	22-15
t9.	Auburn	130-45	104-37 (t9)	74-27	49-21	8-1	28-6	13-14	25-6	30-10	26-8
	Michigan	130-50	97-42	67-35	48-23	6-3	19-15	23-5	19-12	30-7	33-8
t11.	Loyola Chicago	129-49	97-43	77-29	56-18 (10)	5-5	25-8	26-5	21-11	20-14	32-6
	Purdue	129-50	99-43	73-33	57-18 (9)	10-0	29-8	18-10	16-15	26-10	30-7
	Michigan State	129-51	99-46	67-39	45-30	7-4	23-13	15-13	22-9	32-7	30-5
14.	Tennessee	128-47	102-38	71-32	55-10	9-1	27-8	18-9	17-14	31-6	26-9
t15.	New Mexico State	127-35	99-29	69-24	44-18	5-3	27-7	12-8	25-6	30-5	28-6
	Baylor	127-44	108-29 (7)	88-15 (4)	62-11 (4)	7-2	27-7	28-2	26-4	20-14	19-15
	Texas Tech	127-53	100-43	69-36	51-23	6-2	27-10	18-11	18-13	31-7	27-10
t18.	Murray State	126-40	100-34	72-29	49-20	5-4	31-3	13-13	23-9	28-5	26-6
	San Diego State	126-43	104-32 (t9)	83-19 (t5)	53-17	7-3	23-9	23-5	30-2	21-13	22-11
t20.	Vermont	124-40	97-32	70-25	44-18	6-7	28-6	10-5	26-7	27-7	27-8
	South Dakota State	124-45	96-38	72-29	50-19	4-7	30-5	16-7	22-10	24-9	28-7

LAST TIME OUT

#8/10 Alabama 71, #1/1 Houston 65 - Saturday, Dec. 10, 2022 - Fertitta Center - Houston

from Associated Press

- Alabama rallied from a 15-point second half deficit to stun No. 1 Houston, 71-65, inside the Fertitta Center on Saturday.
- Noah Clowney had 16 points and 11 rebounds, Jaden Bradley added 12 points and Mark Sears scored 11 points, including nine in the second half for the Crimson Tide.
- Alabama shot 50% from the field in the second half and 41% for the game. The Tide went 20 of 32 on free throws, including 15 of 21 in the second half.

- Junior point guard **Jamal Shead** had 19 points and six rebounds, and sophomore guard **Tramon Mark** scored 10 points before fouling out with 8:10 remaining for Houston.

- The Cougars shot 39% from the field, including going 1-of-8 to end the game. Houston was 3 of 13 on 3-pointers and 12 of 22 from the free-throw line.

- The game was tied at 63 following a **Marcus Sasser** free throw with two minutes left. Then Clowney put the Tide up by two with a layup with 1:12 remaining. Shead missed a jumper with 48 seconds left and Brandon Miller made two free throws five seconds later to push the lead to four.

- After super senior forward **Reggie Chaney** missed two free throws, Miller made two more free throws to give Alabama a 69-63 lead with 27 seconds remaining.

- Trailing 57-49 with 8 1/2 remaining, the Tide went on an 11-3 run to cut the lead to 61-60 on a layup by Clowney with five minutes to go.

- Houston used an 18-2 run to end the first half and start the second half to take a 44-29 lead with 17:13 remaining on a steal and layup by freshman forward **Jarace Walker**, but Alabama responded with a 15-5 spurt to cut the lead to five on a 3-pointer by

HOME SWEET HOME

Since 2015-16, the Cougars have posted a 112-13 (.896 record while competing in three different home venues, including a 85-5 (.944) mark in the last 5+ seasons.

Houston is 66-5 (.930) in the Fertitta Center during the facility's history

Season	Record	Venue (Record)
2022-23	6-1	Fertitta Center
2021-22	16-1	Fertitta Center
2020-21	15-0	Fertitta Center
2019-20	14-2	Fertitta Center
2018-19	19-1	Fertitta Center (15-1) / H&PE Arena (4-0)
2017-18	15-0	H&PE Arena
2016-17	12-5	Hofheinz Pavilion (12-4) / H&PE Arena (0-1)
2015-16	15-3	Hofheinz Pavilion
Totals	112-13	Fertitta Center (66-5); H&PE Arena (19-1); Hofheinz Pavilion (27-7)

COUGARS in the PROS

NBA

Player	Years at UH	Current Team
Quentin Grimes	2019-21	New York Knicks

OTHER LEAGUES

Player	Years at UH	Team	League
Armoni Brooks	2016-19	College Park Skyhawks	G League
Josh Carlton	2021-22	Le Mans Sarthe Basket	French League
Corey Davis Jr.	2017-19	Allianz Pallacanestro Trieste	Lega Basket Serie A
Devin Davis	2016-18	Peristeri B.C.	Greek League
Damyean Dotson	2015-17	Gaziantep Basketbol	Turkish Super League
Kyler Edwards	2021-22	Motor City Cruise	G League
Justin Gorham	2018-21	Hapoel Gilboa Gaili	Israeli Premier League
Rob Gray	2015-18	Tofas	Turkish Super League
Nate Hinton	2018-20	Cleveland Charge	NBA G League
Galen Robinson Jr.	2015-19	ES-Chalon-Sur-Saone	ProB
Wes VanBeck	2014-18	BC Kalev/Cramo	Estonian-Latvian League

1,000 points in their collegiate careers in 2021-22 after playing previous seasons at other schools.

WINNINGEST TEXAS NCAA DIVISION I TEAMS since 2015-16
(through games of Dec. 11, 2022)

Rk.	School	W-L	Pct.
1.	Houston	195-52	.789
2.	Baylor	176-64	.733
3.	Texas Tech	164-80	.672
4.	Stephen F. Austin	159-66	.707
t5.	SMU	144-76	.655
t5.	Abilene Christian	144-89	.618
t5.	Sam Houston State	144-94	.605
8.	Texas State	142-88	.617
9.	Texas	138-99	.582
t10.	TCU	137-106	.564
t10.	Texas A&M	137-95	.591

Sears with 11 minutes left.

MARCUS on the MARK

- With two 3-pointers in the first three minutes of Houston win over North Florida on Dec. 6, senior guard Marcus Sasser reached two impressive career milestones.

- Finishing with 12 points against the Ospreys, Sasser became the 50th member of Houston's 1,000-Point career club.

- The Dallas native also became the seventh Cougar in school history to drain 200+ 3-pointers during his career.

- Sasser scored 244 points as a freshman in 2019-20 and followed with 398 points as a sophomore in 2020-21 before scoring 212 points in an injury shortened junior campaign in 2021-22.

- Forward **Fabian White Jr.** was the latest Cougar to reach quadruple digits in his collegiate career, hitting the milestone on Feb. 2, 2022, against South Florida inside the Fertitta Center. He finished with 1,232 career points to rank 27th in school history.

- In addition to White, guard **Kyler Edwards**, guard **Taze Moore** and forward **Josh Carlton** also reached 1,000 points in their collegiate careers in 2021-22 after playing previous seasons at other schools.

ALL in the SASSER FAMILY

- When he committed to play for the Cougars, junior guard **Marcus Sasser** just carried on a family tradition in the state of Texas.

- Houston became the fifth school in the state of Texas in which a Sasser played college basketball.

- Grandfather, Jeryl Sasser Sr., played for North Texas (1971-73).

- Father, Marcus Sr., played for Frank Phillips College.

- Uncle, Jason, was an All-American guard and Southwest Conference Player of the Year at Texas Tech (1993-96)... Jason served as Red Oak High School, from where Marcus graduated in 2019.

- Uncle, Jeryl Jr., was an All-American guard and Western Athletic Conference Player of the Year at SMU (1997-01).

PICKING UP WHERE HE LEFT

- Junior point guard **Jamal Shead** has wasted no time in 2022-23 in picking up where he left off a year ago.

- The Manor (pronounced May-Nor), Texas, native dished out nine assists with only one turnover in more than 31 minutes against Northern Colorado in the Nov. 7 season opener.

- Shead dished out a season-high 11 assists and added 12 points for his first double-double of the season in a 100-52 win over Norfolk State on Nov. 20 in side the Fertitta Center.

- With 319 career assists, he recently became the 21st player in Houston history to record 300+ assists in his career.

- Shead needs only two more assists to move past **Donnell Hayes** (320, 1971-74) into 16th on the school's career leaders list.

- This season, Shead leads the Cougars and the American Athletic Conference with 5.9 assists per game.

- He stands second in the league with a

3.28 assist-turnover ratio.

- Shead ranks 14th nationally with his assist average and stands 21st in the country with his assist-turnover ratio.

BIG NUMBERS for JAMAL

- 2022-23 Preseason All-American Athletic Conference Second Team selection **Jamal Shead** led the Cougars a year ago with 221 assists.

- His assists total was the most since Houston great **Reid Gettys** set the school single-season record with 309 assists in 1983-84.

- It was only the fifth time in school history a Cougar point guard reached 200+ assists in a single season. Shead became only the third Cougar to reach that total, joining Gettys and **Ken Ciolli**.

- Gettys reached that total three times during his career (309 in 1983-84; 209 in 1982-83 and 208 in 1984-85). Ciolli handed out 201 assists during the 1976-77 season.

ONE of a KIND

- While known for his passes to his Cougar teammates, junior point guard **Jamal Shead** does just as well in taking care of the ball.

- In 2022-23, Shead is one of only five players to rank among the nation's Top-21 leaders in both assists per game (5.9 avg, 14th) and assist-turnover ratio (3.73, 19th) through Dec. 11.

- He joined Penn State's Jalen Pickett (7.5 avg, 5th; 3.95, 7th); Kansas State's Marquiss Nowell (8.2 avg, 2nd; 3.42, 20th); Kentucky's Sahvir Wheeler (6.5 avg, 8th; 3.47, 18th) and Kansas' Dajuan Harris (6.5 avg, 8th; 3.42, 19th) in that select company.

- However, those kinds of numbers are nothing new for Shead.

- A year ago, Shead led the Cougars and the American Athletic Conference with 5.8 assists per game and a 2.91 assist-turnover ratio.

- The Manor, Texas, native ranked 10th nationally with his assist average and finished ninth nationally in assist-turnover ratio in 2021-22.

- He was the only student-athlete in NCAA Division I to finish among the nation's Top-10 leaders in both categories in 2021-22.

20-POINT GAMES		
Player	2022-23	Career
Marcus Sasser	3	14
Tramon Mark	1	4
Jarace Walker	1	1

DOUBLE-FIGURE SCORING GAMES		
Player	2022-23	Career
Marcus Sasser	8	49
Jamal Shead	3 (1)	23
Tramon Mark	5 (2)	16
Reggie Chaney	0	5 [14]
J'Wan Roberts	6	8
Ramon Walker Jr.	0	4
Jarace Walker	4	4
Ja'Vier Francis	3	3
Terrance Arceneaux	2	2
Emanuel Sharp	1	1

DOUBLE-DOUBLES		
Player	2022-23	Career
J'Wan Roberts	2	4
Jamal Shead	1	4
Reggie Chaney	0	0 [1]
Ja'Vier Francis	1	1
Jarace Walker	1	1

DOUBLE-FIGURE REBOUNDING GAMES		
Player	2022-23	Career
J'Wan Roberts	2	8
Reggie Chaney	0	0 [3]
Jarace Walker	2	2
Ja'Vier Francis	1	1

DOUBLE-FIGURE ASSIST GAMES		
Player	2022-23	Career
Jamal Shead	2	2

(-) - indicates active streak
[] - career total including previous schools

WELCOME to HOUSTON, JARACE!

• Freshman forward **Jarace Walker** wasted little time in making himself know to Houston fans.

• In the Cougars' 83-36 season-opening win over Northern Colorado inside the Fertitta Center on Monday, Walker led all players with 12 rebounds, including six offensive boards, with eighth points.

• Walker posted the highest rebound total by a freshman since center **Emmanuel Adeife** grabbed 15 rebounds in a 131-62 win over Florida Tech in the 2005-06 season opener on Nov. 22, 2005.

• It was the most rebounds by a Cougar in a season opener or in their Houston debut since then-junior forward **Devin Davis** grabbed 12 boards in a 93-52 win over Morgan State inside Hofheinz Pavilion on Nov. 11, 2016.

• Walker followed that with a game-high 23 points and eight rebounds in the Cougars' win over Saint Joseph's at the Veterans Classic in Annapolis, Md., on Nov. 11.

• The New Freedom, Pa., native recorded the first double-double of his career with 12 points and 10 rebounds in the Cougars' home win over North Florida on Dec. 6.

• He ranks fourth among the Cougars with 9.4 points per game.

• Walker is second on the team and ranks 10th in The American with 6.7 rebounds per contest.

• Prior to joining the Cougars, Walker was an award-winning prep star at IMG Academy.

• There he was listed as the No. 10 player nationally in the ESPN100, earned McDonald's All-America Honors and was a 5-star recruit by ESPN, 247Sports and Rivals.

• In October, he was named to the Pre-season Watch List for the Karl Malone Award, presented annually to the nation's top collegiate power forward.

FROM the FLOOR

• Junior forward **J'Wan Roberts** has emerged as the Cougars' and one of the American Athletic Conference's leading shooters from the field.

• The St. Thomas, U.S. Virgin Islands, native leads the Cougars with a 65.2 percentage (45-of-69) from the floor in 2022-23.

• Roberts has connected on at least 50.0 percent in nine of the first 10 games, including a 7-of-11 performance against -/rv Saint Mary's (Calif.) at The Battleground 2K22 inside Dickies Arena in Fort Worth, Texas, on Dec. 3.

• Roberts has missed more than five shots in a game only one time this season.

• He opened the season shooting 6-of-8 against Northern Colorado and followed that with an 8-of-9 performance against Saint Joseph's during the Veterans Classic in Annapolis, Md., on Nov. 11.

JUST JA'VIER

• Sophomore forward **Ja'Vier Francis** has established himself as a defensive force for the Cougars this season.

• The New Orleans native leads the Cougars and ranks second in the American Athletic Conference with 2.0 blocked shots per game.

MOVING UP

• With Houston's 77-67 win over South Carolina on Dec. 5, 2020, inside the Fertitta Center, **Head Coach Kelvin Sampson** became the second-winningest coach in Houston history.

• Sampson moved past **Pat Foster**, who recorded 142 victories from 1986 to 1993.

• Sampson ranks as Houston's career leader in winning percentage at .746 (208-71 record).

Rk.	Coach	Record	Pct.	Years
1.	Guy V. Lewis	592-279	.680	1956-86
2.	Kelvin Sampson	208-70	.748	2014 -
3.	Pat Foster	142-73	.660	1986-93
4.	Alden Pasche	135-116	.538	1946-56
5.	Tom Penders	121-77	.611	2004-10

over North Florida inside the Fertitta Center on Dec. 6.

PRESEASON ALL-AMERICAN ATHLETIC CONFERENCE COACHES POLL

Rk.	School (1st place votes)	Pts.
1.	Houston (10)	100
2.	Memphis (1)	87
3.	Cincinnati	82
4.	Tulane	74
5.	Temple	66
6.	UCF	51
7.	SMU	43
8.	Wichita State	35
9.	South Florida	33
10.	Tulsa	21
11.	East Carolina	13

PRESEASON PLAYER of the YEAR
Marcus Sasser • Guard • Senior • Houston

PRESEASON ROOKIE of the YEAR
Jarace Walker • Forward • Freshman • Houston

PRESEASON ALL-AMERICAN ATHLETIC CONFERENCE

First Team		
Pos.	Player	School
G	* Marcus Sasser	Houston
G	* Kendrick Davis	Memphis
G	Damian Dunn	Temple
G	* Jalen Cook	Tulane
F	DeAndre Williams	Memphis

Second Team		
Pos.	Player	School
G	Jamal Shead	Houston
G	David DeJulius	Cincinnati
G	Khalif Battle	Temple
F	Kevin Cross	Tulane
F	Jaylen Forbes	Tulane

and 87 points. Head coaches were not allowed to vote for their teams or student-athletes.

CONSECUTIVE GAMES/STARTS STREAKS

Player	Consecutive Games	Consecutive Starts	Career Starts
J'Wan Roberts	48 (48)	10 (10)	11
Jamal Shead	48 (48)	29 (29)	42
Reggie Chaney	43 (35)	18	24 [32]
Ramon Walker Jr.	32 (2)	2	2
Tramon Mark	32 (10)	10 (10)	10 (10)
Marcus Sasser	24 (10)	24 (10)	67
Jarace Walker	10 (10)	10 (10)	10
Ja'Vier Francis	10 (10)	0	0
Terrance Arceneaux	10 (10)	0	0
Emanuel Sharp	4	0	0
Ryan Elvin	4	0	0
Darius Bowser	1	0	0
Mylik Wilson	0	0	0

Career highs in **bold** | () indicates current streak
[] career total, including previous schools

• A product of Montverde Academy, Francis blocked 2+ shots in five of the team's first seven games and has swatted at least one shot in all but three games in 2022-23.

• Francis opened the season with back-to-back 3-block performances against Northern Colorado (Nov. 7) and vs. Saint Joseph's (Nov. 11) and followed with 2-block efforts in the Cougar Classic against Oral Roberts (Nov. 14) and Texas Southern (Nov. 16).

• Francis swatted a game-high four shots in the Cougars' 76-42 win

HOME AWAY from HOME

• Houston has enjoyed tremendous success inside Dickies Arena in Fort Worth, Texas, during its brief history inside the facility.

• With its 53-48 win over -/rv Saint Mary's (Calif.) in The Battleground 2K22 on Dec. 3, the Cougars have won nine consecutive games inside Dickies Arena since the 2020-21 season.

• This marked the third straight season in which the Cougars competed inside Dickies Arena.

• The streak began with a 64-53 win over #14/13 Texas Tech during the Southwest Showcase on Nov. 29, 2020. From there, the team captured its first American Athletic Conference Championship title with three straight wins over Tulane (77-52, March 12, 2021); Memphis (76-74, March 13, 2021) and Cincinnati (91-54, March 14, 2021).

• In 2021-22, the Cougars enjoyed a 72-61 win over Oklahoma State on Dec. 18, 2021.

• Houston then defended its American Athletic Conference Championship title with wins over Cincinnati (71-53, March 11, 2022); Tulane (86-66, March 12, 2022) and Memphis (71-53, March 13, 2022).

PRESEASON FAVORITES

• For the fourth straight season, the Cougars were named preseason favorites in the American Athletic Conference in voting by the league's head coaches.

• Houston was a unanimous selection in voting by the league's head coaches. The Cougars received 10 first-place votes on the way to 100 points to finish ahead of Memphis, which received one first-place vote

and 87 points. Head coaches were not allowed to vote for their teams or student-athletes.

• Senior guard **Marcus Sasser** was named the league's Preseason Player of the Year and earned a place on the Pre-season First Team. Freshman forward **Jarace Walker** was named the Pre-season Rookie of the Year, while junior point guard **Jamal Shead** was named to the Preseason Second Team.

• In 2021-22, the Cougars collected eight first-place votes and 98 points to stand atop the preseason poll.

• In 2020-21, Houston earned nine first-place votes and 99 points.

• Houston and Memphis tied as favorites prior to the 2019-20 season in the league's preseason poll. Both teams received 113 points with the Cougars totaling seven first-place votes and Memphis with four.

COUGARS AMONG STATISTICAL LEADERS

National rankings (through Dec. 11, 2022)
The American rankings (through Dec. 11, 2022)

Category	Mark	TEAM	
		American Rank	National Rank
AP (as of Dec. 12)	5th	1st	5th
USATODAYSportsCoaches (as of Dec. 12)	4th	1st	4th
NET (through Dec. 11)	2nd	1st	2nd
KenPom (through Dec. 11)	+28.82	1st	2nd
Offensive Efficiency	112.4	1st	26th
Defensive Efficiency	83.6	1st	2nd
BPI (through Dec. 11)	1st	1st	1st
W-L Percentage	.900	1st	12th
American W-L Percentage	---	---	---
Scoring Offense	73.9	5th	155th
Scoring Defense	49.7	1st	1st
Scoring Margin	+24.2	1st	4th
FG Pct.	46.0	4th	124th
Opp. FG Pct.	31.9	1st	1st
3-Pt. Pct.	33.3	t-4th	199th
3-Pt. FGs per Game	6.9	7th	225th
Opp. 3-Pt. Pct.	23.6	1st	3rd
FT Pct.	69.3	4th	210th
Total Rebounds	40.3	1st	29th
Total Rebounds Allowed	33.5	3rd	---
Rebounding Margin	+6.8	1st	38th
Offensive Rebounds	13.9	1st	14th
Offensive Rebound Pct.	1st	1st	---
Defensive Rebounds	26.4	4th	122nd
Defensive Rebound Pct.	6th	8th	---
Assists	13.9	5th	154th
Steals	9.5	1st	29th
Blocked Shots	5.9	1st	9th
Turnovers	10.2	2nd	10th
Turnover Margin	+6.3	1st	9th
Turnovers Forced	16.5	1st	47th
Assist/Turnover Ratio	1.36	2nd	43rd

INDIVIDUAL

Category	Mark	INDIVIDUAL	
		American Rank	National Rank
SCORING			
Marcus Sasser	16.1	7th	148th
REBOUNDS			
J'Wan Roberts	7.1	8th	t-163rd
Jarace Walker	6.7	10th	t-215th
FIELD-GOAL PERCENTAGE			
J'Wan Roberts	65.2	2nd	---
Marcus Sasser	40.5	---	310th
ASSISTS			
Jamal Shead	5.9	1st	14th
FREE THROW PERCENTAGE			
Marcus Sasser	86.7	4th	71st
STEALS			
Jamal Shead	2.4	2nd	22nd
Marcus Sasser	1.6	8th	204th
3-POINT FIELD GOAL PERCENTAGE			
None			
3-POINT FIELD GOALS MADE			
Marcus Sasser	2.0	11th	254th
BLOCKED SHOTS			
Ja'Vier Francis	1.8	2nd	51st
J'Wan Roberts	1.7	3rd	62nd
Jarace Walker	1.1	t-9th	218th
ASSIST/TURNOVER RATIO			
Jamal Shead	3.28	2nd	21st
OFFENSIVE REBOUNDS			
J'Wan Roberts	2.8	t-4th	93rd
Jarace Walker	2.6	7th	131st
Ja'Vier Francis	1.7	14th	---
DEFENSIVE REBOUNDS			
J'Wan Roberts	4.3	13th	349th
Jarace Walker	4.1	15th	---
MINUTES PLAYED			
Jamal Shead	31:53	12th	269th
Marcus Sasser	28:48	---	---
DOUBLE-DOUBLES			
J'Wan Roberts	2	t-6th	t-99th
Ja'vier Francis	1	t-9th	t-234th
Jamal Shead	1	t-9th	t-234th
Jarace Walker	1	t-9th	t-234th

REGULAR RIVALS
entering 2022-23 season

Rk.	G	Opponent	W-L	Pct.	Current Strk	First Game	Last Game
1.	90	SMU	56-34	.622	W1	1955-56	2021-22
2.	85	Texas A&M	53-32	.624	L3	1946-47	2013-14
3.	83	Rice	65-18	.783	W6	1971-72	2021-22
4.	73	TCU	48-25	.658	W1	1955-56	2012-13
5.	64	Texas	32-32	.500	W1	1949-50	2012-13
6.	59	Tulsa	30-29	.508	W2	1950-51	2021-22
7.	56	Texas Tech	29-27	.518	W2	1960-61	2020-21
8.	55	Memphis	21-35	.375	W1	1956-57	2021-22
9.	54	Baylor	38-16	.704	L2	1952-53	2020-21
10.	47	Tulane	30-18	.625	W9	1946-47	2021-22
11.	44	Cincinnati	11-33	.250	W6	1957-58	2021-22

2022-23 opponents in bold

RISING in the COACHING RANKS

- **Head Coach Kelvin Sampson** has compiled a 708-341 career record, including a 208-71 mark with the Cougars.
- Sampson stands 32nd in NCAA history (among coaches with 10+ years in Division I).
- He broke out of a tie with Larry Hunter, who recorded 702 wins at Western Carolina, Ohio and Wittenberg from 1976 to 201.
- Current Oregon Coach Dana Altman is 31st in NCAA history with 715 wins at Oregon, Creighton, Kansas State and Marshall.
- Sampson became Houston's second-winningest coach in program history with the Cougars' 77-67 victory over South Carolina on Dec. 5, 2020.
- He recorded the 700th win of his award-winning career in the Cougars' 83-36 win over Northern Colorado in the season opener inside the Fertitta Center on Nov. 7.

SEASON OPENER HISTORY

- With its 83-36 win over Northern Colorado inside Fertitta Center on Nov. 7, Houston improved to 59-19 in season openers during its history.
- Cougars have won their last 14 and 18 of their last 19 season openers... Only a 65-63 loss to Georgia Southern on the first day of the 2K Sports Classic benefiting Coaches vs. Cancer in Durham, N.C., on Nov. 11, 2008, prevents a longer streak.
- Houston has won handily in recent history, winning its last 14 season openers by an average of 26.9 points per game (377 points in 14 games).
- Houston has won seven of its last eight season openers by 28+ points. Only the 2021-22 season-opening 83-75 win in overtime prevents a longer streak.

KELVIN SAMPSON in SEASON OPENERS

- With Monday's 83-36 win over Northern Colorado in Fertitta Center, **Head Coach Kelvin Sampson** improved to 31-3 record in season openers during his award-winning career.
- In season openers, Sampson is 9-0 during his Houston tenure... Posted a 2-0 record at Indiana, an 11-1 mark at Oklahoma a 6-1 record at Washington State and a 3-1 mark at Montana Tech.
- With the win over Northern Colorado, Sampson's teams have won their last 14 season openers and 27 of his last 28... Only a 68-62 loss to Alabama at the AT&T Wireless Classic in New York on Nov. 14, 2002, prevents a longer streak.
- During his career, Sampson's teams have won by an average of 23.7 points per game (736 points in 31 games).
- In his teams' 31 season-opening wins, only four teams have won by fewer than double digits... His first team at Houston in 2014-15 claimed a 77-74 win at Murray State on Nov. 14, 2014, in his most recent single-digit, season-opening win.

IN THE NBA RANKS

- After being selected in the First Round in June 20-21, guard **Quentin Grimes** is in his second professional season with the New York Knicks
- Grimes was taken with the No. 25 overall pick in the First Round of the 2021 NBA Draft by the Knicks. He became the first Cougar to be taken in the First Round since **Greg Anderson** was taken in 1987 by the San Antonio Spurs.

IN the PROFESSIONAL RANKS

- In addition to Grimes in the NBA ranks in 2022-23, numerous other Cougars continue to compete in various leagues for teams around the world.
- Guard **Armoni Brooks** (College Park Skyhawks) plays in the NBA G League.
- Forward **Josh Carlton** (Le Mans Sarthe Basket) plays in the French League.
- Forward **Devin Davis** (Peristeri B.C.) is playing in the Greek League.
- Guard **Damyean Dotson** (Gaziantep Basketbol) is competing in the Turkish Super League.
- Guard **Kyler Edwards** (Motor City Cruise) is playing in the NBA G League.
- Guard **Corey Davis Jr.** plays for Allianz Pallacanestro Trieste of the Lega Basket Serie A.
- Forward **Justin Gorham** plays for Hapoel Gilboa Galil of the Israeli Premier League.
- Guard **Rob Gray** (Tofas) is competing in the Turkish Super League.
- Guard **Nate Hinton** (Cleveland Charge) is competing in the NBA G League.
- Guard **Galen Robinson Jr.** (ES-Chalon-Sur-Saone) is competing in the ProB.
- Guard **Wes VanBeek** plays for BC Kalev/Cramo of the Estonian-Latvian League.

WELCOME to the HOUSTON COUGARS, JACE ABARCA



- On Oct. 4, the Cougars added their final member of the 2022-23 team with the signing of 10-year-old **Jace Abarca** in a special ceremony inside the Guy V. Lewis Development Facility.

- Sitting beside his parents, Yaneth and James, and with his two brothers, Jace signed his Cougars Letter of Intent in front of his new teammates, coaches and the University of Houston band and cheer members and media members.

- As part of his signing, Jace will serve as the Head Ball Kid at all Houston home Men's Basketball games inside the Fertitta Center during the 20-22-23 season.

- Jace joined the Cougars as part of a partnership with Team IMPACT. He lives with lupus and kidney disorders. Lupus is an inflammatory disease in which the body's immune systems attacks its own tissues and organs.

- Jace loves to read and play video games, like Roblox and Fortnite. He also enjoys science, engineering and geography. Jace is a big fan of the TV show Chicago Med and loves to talk about medical things.

- Nine-year-old **Nicholas Hickey** was Houston Men's Basketball's first Team IMPACT signee in October 2017. Nicholas battled epilepsy, apraxia of speech and autism.



HOUSTON ATHLETICS & TEAM IMPACT

2022	Jace Abarca Emilia Bella	Men's Basketball Swimming and Diving Soccer
2021	Vinny Robins	Football
2017	Nicholas Hickey Zamya Sumling	Men's Basketball Volleyball
2014	Maycie Gonzalez	Track & Field

- Houston Athletics has worked with Team IMPACT for the past 2+ years, matching children across its Men's Basketball, Football, Soccer and Swimming and Diving programs.

2022-23 HONORS

TRAMON MARK

- Cougar Classic All-Tournament Team

J'WAN ROBERTS

- The American Honor Roll (Dec. 5, 2022)
- The American Honor Roll (Nov. 28, 2022)
- The American Honor Roll (Nov. 14, 2022)

MARCUS SASSER

- Cougar Classic Most Valuable Player
- The American Player of the Week (Nov. 21, 2022)
- Preseason All-America First Team (AP)
- Preseason All-America First Team (*The Almanac*)
- Preseason All-America First Team (*Sporting News*)
- Preseason All-America Team (*Blue Ribbon College Yearbook*)
- Preseason All-America First Team (Dick Vitale)
- Preseason All-America Second Team (*College Hoops Today*)
- Jerry West Award Watch List
- NABC Player of the Year Watch List
- Lute Olson Award Watch List
- Wooden Award Preseason Top 50 Watch List
- American Athletic Conference Preseason Player of the Year
- Preseason All American Athletic Conference First Team

JAMAL SHEAD

- Lute Olson Award Watch List
- Preseason All American Athletic Conference Second Team

JARACE WALKER

- Cougar Classic All-Tournament Team
- The American Rookie of the Week (Nov. 14, 2022)
- American Athletic Conference Preseason Rookie of the Year
- Karl Malone Award Watch List

GAME-by-GAME STARTERS

Opponent	Date	1	2	3	4	5	Record
NORTHERN COLORADO	11/7/22	Shead	Sasser	Mark	J. Walker	Roberts	1-0 (1)
vs. Saint Joseph's	11/11/22	Shead	Sasser	Mark	J. Walker	Roberts	2-0 (2)
ORAL ROBERTS	11/14/22	Shead	Sasser	Mark	J. Walker	Roberts	3-0 (3)
TEXAS SOUTHERN	11/16/22	Shead	Sasser	Mark	J. Walker	Roberts	4-0 (4)
at rv/rv Oregon	11/20/22	Shead	Sasser	Mark	J. Walker	Roberts	5-0 (5)
KENT STATE	11/26/22	Shead	Sasser	Mark	J. Walker	Roberts	6-0 (6)
NORFOLK STATE	11/29/22	Shead	Sasser	Mark	J. Walker	Roberts	7-0 (7)
vs. -/rv Saint Mary's (Calif.)	12/3/22	Shead	Sasser	Mark	J. Walker	Roberts	8-0 (8)
NORTH FLORIDA	12/6/22	Shead	Sasser	Mark	J. Walker	Roberts	9-0 (9)
#8/10 ALABAMA	12/10/22	Shead	Sasser	Mark	J. Walker	Roberts	9-1 (10)
NORTH CAROLINA A&T	12/13/22	---	---	---	---	---	---
at #2/2 Virginia	12/17/22	---	---	---	---	---	---
McNEESE	12/22/22	---	---	---	---	---	---
* at Tulsa	12/28/22	---	---	---	---	---	---
* UCF	12/31/22	---	---	---	---	---	---
* SMU	1/5/23	---	---	---	---	---	---
* at Cincinnati	1/8/23	---	---	---	---	---	---
* SOUTH FLORIDA	1/11/23	---	---	---	---	---	---
* at Tulane	1/17/23	---	---	---	---	---	---
* TEMPLE	1/22/23	---	---	---	---	---	---
* at UCF	1/25/23	---	---	---	---	---	---
* CINCINNATI	1/28/23	---	---	---	---	---	---
* at Wichita State	2/2/23	---	---	---	---	---	---
* at Temple	2/5/23	---	---	---	---	---	---
* TULSA	2/8/23	---	---	---	---	---	---
* at SMU	2/16/23	---	---	---	---	---	---
* MEMPHIS	2/19/23	---	---	---	---	---	---
* TULANE	2/22/23	---	---	---	---	---	---
* at East Carolina	2/25/23	---	---	---	---	---	---
* WICHITA STATE	3/2/23	---	---	---	---	---	---
* at Memphis	3/5/23	---	---	---	---	---	---

TEAM GAME-by-GAME SPECIALTY STATISTICS

Opponent	Date	Points Off Turnovers		2nd Chance Points		Points in the Paint		Fastbreak Points		Bench Points	
		UH	Opp.	UH	Opp.	UH	Opp.	UH	Opp.	UH	Opp.
NORTHERN COLORADO	11/7/22	27	2	13	3	42	8	16	6	27	18
vs. Saint Joseph's	11/11/22	17	9	18	11	50	18	18	4	16	15
ORAL ROBERTS	11/14/22	16	13	20	7	42	8	9	0	33	18
TEXAS SOUTHERN	11/16/22	21	3	6	6	50	24	12	3	22	26
at rv/rv Oregon	11/20/22	30	9	17	15	24	32	17	4	17	6
KENT STATE	11/26/22	10	18	9	3	28	18	10	6	7	11
NORFOLK STATE	11/29/22	30	9	29	8	38	34	15	11	28	20
vs. -/rv Saint Mary's (Calif.)	12/3/22	19	8	12	8	24	16	3	3	10	18
NORTH FLORIDA	12/6/22	21	5	19	2	48	10	9	4	36	15
#8/10 ALABAMA	12/10/22	18	17	14	11	38	30	7	7	10	27
NORTH CAROLINA A&T	12/13/22	---	---	---	---	---	---	---	---	---	---
at #2/2 Virginia	12/17/22	---	---	---	---	---	---	---	---	---	---
McNEESE	12/22/22	---	---	---	---	---	---	---	---	---	---
* at Tulsa	12/28/22	---	---	---	---	---	---	---	---	---	---
* UCF	12/31/22	---	---	---	---	---	---	---	---	---	---
* SMU	1/5/23	---	---	---	---	---	---	---	---	---	---
* at Cincinnati	1/8/23	---	---	---	---	---	---	---	---	---	---
* SOUTH FLORIDA	1/11/23	---	---	---	---	---	---	---	---	---	---
* at Tulane	1/17/23	---	---	---	---	---	---	---	---	---	---
* TEMPLE	1/22/23	---	---	---	---	---	---	---	---	---	---
* at UCF	1/25/23	---	---	---	---	---	---	---	---	---	---
* CINCINNATI	1/28/23	---	---	---	---	---	---	---	---	---	---
* at Wichita State	2/2/23	---	---	---	---	---	---	---	---	---	---
* at Temple	2/5/23	---	---	---	---	---	---	---	---	---	---
* TULSA	2/8/23	---	---	---	---	---	---	---	---	---	---
* at SMU	2/16/23	---	---	---	---	---	---	---	---	---	---
* MEMPHIS	2/19/23	---	---	---	---	---	---	---	---	---	---
* TULANE	2/22/23	---	---	---	---	---	---	---	---	---	---
* at East Carolina	2/25/23	---	---	---	---	---	---	---	---	---	---
* WICHITA STATE	3/2/23	---	---	---	---	---	---	---	---	---	---
* at Memphis	3/5/23	---	---	---	---	---	---	---	---	---	---
Totals		209	93	157	64	384	198	116	48	206	174
Averages		20.9	9.3	15.7	6.5	38.4	19.8	11.6	4.8	20.6	17.4

RECORDS WATCH

INDIVIDUAL • CAREER

POINTS

Rk.	No.	Player	G	Years
1.	2,884	Elvin Hayes	93	1965-68
2.	2,832	Otis Birdsong	116	1973-77
3.	2,043	Michael Young	134	1980-84
4.	1,880	Craig Upchurch	126	1987-92
5.	1,838	Rob Williams	88	1979-82
6.	1,765	Louis Dunbar	79	1972-75
7.	1,741	Dwight Davis	84	1969-72
8.	1,710	Rob Gray	91	2015-18
9.	1,684	Alvin Franklin	125	1982-86
10.	1,662	Greg Anderson	123	1983-87
11.	1,548	Rickie Winslow	123	1983-87
12.	1,516	Aubrey Coleman	67	2008-10
13.	1,476	Kenneth Williams	126	1976-80
14.	1,465	Kelvin Lewis	100	2007-10
15.	1,452	Gary Phillips	79	1958-61
16.	1,435	Robert McKiver	67	2006-08
17.	1,407	Andre Owens	87	2002-05
18.	1,388	TaShawn Thomas	96	2011-14
19.	1,383	Clyde Drexler	96	1980-83
20.	1,381	Charles Thompson	118	1974-78
21.	1,332	Hakeem Olajuwon	100	1981-84
22.	1,322	Larry Micheaux	123	1979-83
23.	1,298	Tim Moore	70	1993-96
24.	1,250	Lanny Smith	122	2003-08
25.	1,244	Cecile Rose	114	1974-78
26.	1,237	Joe Hamood	84	1963-66
27.	1,234	Fabian White Jr.	149	2017-22
28.	1,231	Ollie Taylor	56	1968-70
29.	1,195	Ted Luckenbill	72	1958-61
30.	1,162	Don Boldebuck	51	1954-56
31.	1,139	Don Schverak	85	1960-64
32.	1,135	Galen Robinson	96	1994-98
33.	1,133	Don Chaney	90	1965-68
34.	1,132	George Williams	90	1999-02
35.	1,131	Kenny Younger	87	1997-00
36.	1,114	Gee Gervin	58	1998-00
37.	1,107	George Walker	129	1975-79
38.	1,088	Steve Newsome	83	1970-73
39.	1,087	Derrick Daniels	124	1988-92
40.	1,086	Corey Davis Jr.	72	2017-19
41.	1,077	Jherrod Stiggers	97	2011-15
42.	1,073	Lyle Harger	76	1960-63
43.	1,057	Richard Hollis	62	1987-89
44.	1,051	Byron Smith	62	1989-91
45.	1,050	David Marrs	102	1972-76
46.	1,041	Damon Jones	81	1994-97
47.	1,026	Lloyd Hendrix	89	1947-51
48.	1,025	Ken Spain	90	1966-69
49.	1,015	Marcus Sasser	81	2019 –
50.	1,001	Damyean Dotson	64	2015-17

FASTEST to 1,000 Points

Rk.	G	Player	Years
1.	37	Elvin Hayes	1965-68
2.	43	Don Boldebuck	1954-56
t3.	47	Louis Dunbar	1972-75
		Ollie Taylor	1968-70
5.	45	Aubrey Coleman	2008-10
6.	50	Rob Williams	1979-82
7.	51	Gee Gervin	1998-00
t8.	52	Robert McKiver	2006-08
		Otis Birdsong	1973-77
10.	53	Dwight Davis	1969-72
11.	54	Tim Moore	1993-96
t12.	55	Rob Gray	2015-18
		Gary Phillips	1958-61
t14.	59	Byron Smith	1989-91
		Richard Hollis	1987-89
16.	62	Ted Luckenbill	1958-61
17.	64	Damyean Dotson	2015-17
18.	65	Andre Owens	2002-05
19.	68	Craig Upchurch	1987-92
20.	69	Corey Davis Jr.	2017-19
t21.	70	TaShawn Thomas	2011-14
		Kelvin Lewis	2007-10
23.	71	Clyde Drexler	1980-83
t24.	73	Joe Hamood	1963-66
		Lyle Harger	1960-63
t26.	75	George Williams	1999-02
		Kenny Younger	1997-00
		Donnie Schverak	1960-64
29.	76	Steve Newsome	1970-73
30.	*77	Lloyd Hendrix	1947-51
31.	78	Damon Jones	1994-97
32.	79	Michael Young	1980-84
33.	80	Marcus Sasser	2019 –
t34.	81	Hakeem Olajuwon	1981-84
		Don Chaney	1965-68
36.	83	Rickie Winslow	1983-87
37.	85	Lanny Smith	2003-08
t38.	87	Galen Robinson	1994-98
		Greg Anderson	1983-87
t40.	89	Alvin Franklin	1982-86
		Ken Spain	1966-69
42.	92	Jherrod Stiggers	2013-15
43.	94	Charles Thompson	1974-78
44.	95	Kenneth Williams	1976-80
45.	98	Larry Micheaux	1979-83
46.	99	Cecile Rose	1974-78
47.	100	David Marrs	1972-76
48.	116	Derrick Daniels	1988-92
49.	123	George Walker	1975-79
50.	132	Fabian White Jr.	2017-22

* – Game-by-game records from 1947-55 are incomplete. Hendrix' game total is estimated based on scoring average from the 1950-51 season. Exact number is unknown.

RECORDS WATCH

CAREER

3-POINT FIELD GOALS

Rk.	No.	Player	G	Years
1.	261	Robert McKiver	67	2007-08
2.	251	Kelvin Lewis	65	2007-10
3.	243	Jherrod Stiggers	97	2011-15
4.	229	Armoni Brooks	100	2016-19
5.	227	Andre Owens	87	2002-04
6.	214	Corey Davis Jr.	72	2017-19
7.	200	Marcus Sasser	81	2019 -
8.	183	Lanny Smith	122	2003-08
9.	182	Damon Jones	81	1994-97
10.	172	Rob Gray	92	2015-18

3-POINT FIELD GOALS ATTEMPTS

Rk.	No.	Player	G	Years
1.	719	Robert McKiver	67	2007-08
2.	679	Jherrod Stiggers	97	2011-15
3.	675	Andre Owens	87	2002-05
4.	658	Kelvin Lewis	65	2007-10
5.	577	Armoni Brooks	100	2016-19
6.	565	Marcus Sasser	81	2019 -
7.	536	Corey Davis Jr.	72	2017-19
8.	530	Lanny Smith	122	2003-08
9.	521	Damon Jones	81	1994-97
10.	500	Oliver Lafayette	64	2005-07

3-POINT FIELD GOAL PERCENTAGE (min. 85 made)

Rk.	Pct.	Player	FGM-A	Years
1.	.431	Wes VanBeck	103-239	2014-18
2.	.423	Byron Smith	137-324	1989-91
3.	.412	Damyean Dotson	170-413	2015-17
4.	.402	Joseph Young	121-301	2010-13
5.	.400	Adam Brown	96-240	2009-11
6.	.399	Corey Davis Jr.	214-356	2017-19
7.	.397	Armoni Brooks	229-577	2016-19
8.	.394	Dominic Smith	85-216	2000-02
9.	.392	Darian Thibodeaux	94-240	2010-12
10.	.390	Horace Chaney	139-356	1987-89
11.	.384	Dion Dowell	123-323	2006-08
12.	.383	Derrick Daniels	168-439	1988-92
13.	.381	Kelvin Lewis	251-658	2007-10
14.	.379	Gee Gervin	117-309	1998-00
15.	.377	Quentin Grimes	142-377	2019-21
**	.354	Marcus Sasser	200-565	2019 -

3-POINT FIELD GOALS per GAME (min. 85 made)

Rk.	No.	Player	3FG	G	Years
1.	3.896	Robert McKiver	261	67	2006-08
2.	2.972	Corey Davis Jr.	214	72	2017-19
3.	2.656	Damyean Dotson	170	64	2015-17
4.	2.609	Andre Owens	226	87	2002-05
5.	2.52	Oliver Lafayette	161	64	2005-07
6.	2.510	Kelvin Lewis	251	100	2007-10
7.	2.505	Jherrod Stiggers	243	97	2011-15
8.	2.47	Marcus Sasser	200	81	2019 -
9.	2.37	Quentin Grimes	142	60	2019-21
10.	2.29	Armoni Brooks	229	100	2016-19
11.	2.279	Horace Chaney	139	61	1987-89
12.	2.247	Damon Jones	182	81	1994-97
13.	2.210	Byron Smith	137	62	1989-91
14.	2.032	Dion Dowell	124	61	2006-08
15.	2.017	Gee Gervin	117	58	1998-00

ASSISTS

Rk.	No.	Player	G	Years
1.	740	Reid Gettys	120	1981-85
2.	711	Derrick Daniels	124	1988-92
3.	629	Ken Ciolli	129	1975-79
4.	578	Galen Robinson Jr.	136	2015-19
t5.	502	Alvin Franklin	125	1982-86
		Lanny Smith	122	2003-08
7.	407	Rob Williams	88	1979-82
8.	365	Otis Birdsong	116	1973-77
9.	346	Joe Hamood	84	1963-66
10.	343	DeJon Jarreau	91	2018-21
11.	338	Cecil Rose	114	1974-78
12.	334	Anthony Goldwire	57	1992-94
13.	330	Kenneth Williams	126	1976-80
14.	323	Louis Dunbar	79	1972-75
15.	321	Steve Newsome	83	1970-73
16.	320	Donnell Hayes	79	1971-74
17.	319	Jamal Shead	74	2020 -
t18.	314	Damon Jones	81	1994-97
		Poo Welch	59	1969-71
20.	310	Tom Gribben	86	1967-70
21.	303	Clyde Drexler	96	1980-83

ASSISTS AVERAGE (min. 45 games)

Rk.	Avg.	Player	Asts.	G	Years
1.	6.2	Reid Gettys	740	120	1981-85
2.	5.9	Anthony Goldwire	334	57	1992-94
3.	5.7	Derrick Daniels	711	124	1988-92
4.	5.32	Poo Welch	314	59	1969-71
5.	5.29	L.J. Rose	259	49	2013-15
6.	5.1	George Reynolds	274	54	1967-69
7.	4.9	Ken Ciolli	629	129	1975-79
8.	4.6	Rob Williams	407	88	1979-82
9.	4.31	Jamal Shead	319	74	2020 -
10.	4.263	Randy Brown	243	57	1986-88
11.	4.25	Galen Robinson Jr.	578	136	2015-19
12.	4.119	Joe Hamood	346	84	1963-66
13.	4.118	Desmond Wade	280	68	2008-10
14.	4.115	Lanny Smith	502	122	2003-08
15.	4.09	Louis Dunbar	323	79	1972-75
16.	4.05	Donnell Hayes	320	79	1971-74
17.	4.02	Alvin Franklin	502	125	1982-86
18.	3.88	Damon Jones	314	81	1994-97
19.	3.87	Steve Newsome	321	83	1970-73
20.	3.77	DeJon Jarreau	343	91	2018-21

SEASON

ASSISTS

Rk.	No.	Player	G	Years
1.	309	Reid Gettys	37	1983-84
2.	221	Jamal Shead	38	2021-22
3.	209	Reid Gettys	34	1982-83
4.	208	Reid Gettys	30	1984-85
5.	201	Ken Ciolli	37	1976-77
6.	196	Derrick Daniels	33	1989-90
7.	190	Joe Hamood	29	1965-66
8.	183	Galen Robinson Jr.	37	2018-19
9.	181	Derrick Daniels	31	1988-89
10.	180	Poo Welch	30	1969-70

ASSISTS AVERAGE

Rk.	No.	Player	Asts.	G	Years
1.	8.4	Reid Gettys	309	37	1983-84
2.	6.9	Reid Gettys	208	30	1984-85
3.	6.6	Joe Hamood	190	29	1965-66
4.	6.23	Donnell Hayes	162	26	1973-74
5.	6.17	Derrick Daniels	179	29	1990-91
6.	6.11	Reid Gettys	209	34	1982-83
7.	6.07	Anthony Goldwire	164	27	1993-94
8.	6.0	Poo Welch	180	30	1969-70
9.	5.94	Derrick Daniels	196	33	1989-90
10.	5.84	Derrick Daniels	181	31	1988-89
11.	5.82	Jamal Shead	221	38	2021-22
12.	5.67	Anthony Goldwire	170	30	1992-93
13.	5.62	Tom Gribben	146	26	1968-69
14.	5.61	George Reynolds	157	28	1967-68
15.	5.586	Randy Brown	162	29	1987-88

100+ ASSIST TRIOS

1.	458	Reid Gettys (208), Alvin Franklin (141), Eric Dickens (109)	1984-85
2	443	Jamal Shead (221), Kyler Edwards (119), Taze Moore (103)	2021-22
3.	424	Poo Welch (180), Tom Gribben (130), Ollie Taylor (114)	1969-70
4.	407	George Reynolds (157), Don Chaney (125), Theodis Lee (125)	1967-68
5.	386	Galen Robinson Jr. (183), Corey Davis Jr. (103), DeJon Jarreau (100)	2018-19

100+ ASSIST DUOS

1.	466	Reid Gettys (309), Alvin Franklin (157)	1983-84
2.	349	Reid Gettys (208), Alvin Franklin (141)	1984-85
3.	346	Ken Ciolli (201), Otis Birdsong (145)	1976-77
4.	340	Jamal Shead (221), Kyler Edwards (119)	2021-22
5.	338	Reid Gettys (209), Clyde Drexler (129)	1982-83
6.	315	Ken Ciolli (160), Cecil Rose (155)	1977-78
7.	289	Lanny Smith (162), Brian Latham (127)	2005-06
8.	286	Galen Robinson Jr. (183), Corey Davis Jr. (103)	2018-19
9.	281	Joe Hamood (190), Gary Grider (91)	1965-66
10.	280	Donnell Hayes (162), Louis Dunbar (118)	1973-74

RECORDS WATCH

MISCELLANEOUS

CONSECUTIVE WINNING SEASONS

Rk.	No.	Seasons
1.	20	1959-60 through 1978-79
t2.	7	2015-16 – present
	7	1986-87 through 1992-93
4.	6	2004-05 through 2009-10
5.	5	1980-81 through 1984-85
t6.	2	1954-55 through 1955-56
	2	1946 through 1946-47

CONSECUTIVE NON-LOSING SEASONS

Rk.	No.	Seasons
1.	34	1959-60 through 1992-93
2.	7	2015-16 – present
3.	6	2004-05 through 2009-10
4.	5	1946 through 1949-50
5.	3	2011-12 through 2013-14
6.	2	1954-55 through 1955-56

CONSECUTIVE 20-WIN SEASONS

Rk.	No.	Seasons
1.	7	2015-16 – present
t2.	4	1980-81 through 1983-84
	4	1969-70 through 1972-73
4.	3	1965-66 through 1967-68
t5.	2	2007-08 through 2008-09
	2	1991-92 through 1992-93
	2	1976-77 through 1977-78

VICTORIES – 4-YEAR PERIOD

Rk.	No.	Seasons
1.	116	2018-19 through 2021-22
2.	111	2017-18 through 2020-21
3.	109	1980-81 through 1983-84
t4.	104	2016-17 through 2019-20
	104	1981-82 through 1984-85
6.	103	2015-16 through 2018-19
7.	100	1964-65 through 1967-68
8.	99	1966-67 through 1969-70
9.	97	1965-66 through 1968-69
10.	94	1967-68 through 1970-71
*	92	2019-20 through present

VICTORIES – 3-YEAR PERIOD

Rk.	No.	Seasons
1.	88	1981-82 through 1983-84
2.	84	2018-19 through 2020-21
t3.	83	2019-20 through 2021-22
	83	2017-18 through 2019-20
t5.	81	2016-17 through 2018-19
	81	1965-66 through 1967-68
7.	79	1982-83 through 1984-85
8.	77	1980-81 through 1982-83
9.	74	1966-67 through 1968-69
10.	72	1967-68 through 1969-70
*	69	2020-21 through present

VICTORIES – 2-YEAR PERIOD

Rk.	No.	Seasons
1.	63	1983-83 through 1983-84
2.	61	2020-21 through 2021-22
3.	60	2017-18 through 2018-19
4.	58	1966-67 through 1967-68
t5.	56	2018-19 through 2019-20
		1981-82 through 1982-83
7.	54	1976-77 through 1977-78
8.	51	2019-20 through 2020-21
9.	50	1965-66 through 1966-67
10.	48	2016-17 through 2017-18
		1983-84 through 1984-85
*	40	2021-22 through present

WINNINGEST 4-YEAR CLASSES

Rk.	Wins	Years (Records)	Seniors in Final Season
1.	116	18-19 (33-4), 19-20 (23-8), 20-21 (28-4), 21-22 (32-6)	Fabian White Jr. , Josh Carlton, Kyler Edwards, Taze Moore
2.	111	17-18 (27-8), 18-19 (33-4), 19-20 (23-8), 20-21 (28-4)	Justin Gorham, Brison Gresham, DeJon Jarreau
3.	109	80-81 (21-9), 81-82 (25-8), 82-83 (31-3), 83-84 (32-5)	Derek Giles, Michael Young
t4.	104	16-17 (21-11), 17-18 (27-8), 18-19 (33-4), 19-20 (23-8)	Chris Harris Jr.
	104	81-82 (25-8), 82-83 (31-3), 83-84 (32-5), 84-85 (16-14)	Marvin Alexander, Benny Anders, Braxton Clark, Eric Dickens, Reid Gettys
6.	103	15-16 (22-10), 16-17 (21-11), 17-18 (27-8), 18-19 (33-4)	Breaon Brady, Corey Davis Jr., Landon Goesling, Galen Robinson Jr.
7.	100	64-65 (19-10), 65-66 (23-6), 66-67 (27-4), 67-68 (31-2)	Don Chaney, Elvin Hayes , Vern Lewis
8.	99	66-67 (27-4), 67-68 (31-2), 68-69 (16-10), 69-70 (25-5)	Melvin Bell, Tom Gribben , Ollie Taylor
9.	97	65-66 (23-6), 66-67 (27-4), 67-68 (31-2), 68-69 (16-10)	Billy Bane, Niemer Hamood, Theodis Lee , George Reynolds, Ken Spain
10.	94	67-68 (31-2), 68-69 (16-10), 69-70 (25-5), 70-71 (22-7)	Mars Evans, Poo Welch
11.	93	82-83 (31-3), 83-84 (32-5), 84-85 (16-14), 85-86 (14-14)	Alvin Franklin , Earl Small, Renaldo Thomas
12.	92	19-20 (23-8), 20-21 (28-4), 21-22 (32-6), 22-23 (9-1)	Darius Bowser, Reggie Chaney, Marcus Sasser , Mylik Wilson
13.	91	79-80 (14-14), 80-81 (21-9), 81-82 (25-8), 82-83 (31-3)	David Bunce, Larry Micheaux , David Rose, Bryan Williams
14.	90	69-70 (25-5), 70-71 (22-7), 71-72 (20-7), 72-73 (23-4)	Jerry Bonney, Clay Hoster, Steve Newsome, Doug Worrell
15.	89	89-90 (25-8), 90-91 (18-11), 91-92 (25-6), 92-93 (21-9)	David Diaz, Darrell Grayson , Craig Lillie, Bo Outlaw, Derrick Smith
t16.	87	75-76 (17-11), 76-77 (29-8), 77-78 (25-8), 78-79 (16-15)	Ken Ciolli , Cedric Fears, George Walker
	87	74-75, 75-76 (17-11), 76-77 (29-8), 77-78 (25-8)	Cecil Rose , Mike Schultz, Charles Thompson , Mark Trammel
t18.	85	88-89 (17-14), 89-90 (25-8), 90-91 (18-11), 91-92 (25-6)	Derrick Daniels, Roger Fernandes , Sam Mack, Craig Upchurch
	85	63-64 (16-10), 64-65 (19-10), 65-66 (23-6), 66-67 (27-4)	Andrew Benson, Gary Grider , Bob Hayward, Don Kruse, Leary Lentz
t20.	84	05-06 (21-10), 06-07 (18-15), 07-08 (24-10), 08-09 (21-12)	Marcus Cousin, DaShaun Williams
	84	76-77 (29-8), 77-78 (25-8), 78-79 (16-15), 79-80 (14-14)	Victor Ewing, Byron Gibson , Marshall Sauls, Kenneth Williams

Bold – Played 4+ seasons at Houston
(3+ years for those who played before freshmen eligibility)



FERTITTA CENTER

The University of Houston Men's and Women's Basketball programs began play in a new game arena during the 2018-19 season when the Fertitta Center officially opened with a 65-61 win over No. 18/21 Oregon on Dec. 1, 2018, in front of a sellout crowd of 7,039.

With the completion of the 2016-17 season, Hofheinz Pavilion underwent a \$60 million renovation. The renovation was made possible through a generous \$20 million donation from University of System Board of Regents Chairman Tilman J. Fertitta and his family in late August 2016.

The facility features a premium club area and a courtside seating club. The reconfigured bowl moved mid-court seating locations closer to game action with floor-level seating opposite the team benches for UH students. Renovations included a new audio system, sports lighting and video boards as well as new concession stands and expanded restrooms. The facility's exterior also was refreshed.

Prominent to the center's exterior, the renovation will preserve the legacy of the Hofheinz family and its contributions to both UH and the city of Houston.

QUICK FACTS

Name:	Fertitta Center
Location:	3422 Cullen Blvd. Corner of Cullen Boulevard and Holman Street on the UH campus
Capacity:	7,035
All-Time Record:	66-5 (.930)
All-Time Attendance:	413,743 (5,801 avg.)
First Game:	vs. #18/21 Oregon (Dec. 1, 2018)
First Win:	W, 65-61, vs. #18/21 Oregon (Dec. 1, 2018)
Current Streak:	1 loss (Dec. 10, 2022 – present)
Long Winning Streak:	37 games (Dec. 19, 2019 – Feb. 12, 2022)
Long Losing Streak:	1 (Dec. 10, 2022; Feb. 12, 2022; Dec. 15, 2019; Nov. 15, 2019; March 2, 2019)
Renovation Cost:	\$60 million
Historic Donation:	\$20 million from UH System Board of Regents Chairman Tilman J. Fertitta and his family
Arena Amenities	Premium club area and courtside club Reconfigured bowl with mid-court seating closer to game action Floor-level seating opposite team benches for UH students New audio system, sports lighting and video boards New concession stands and expanded restrooms
Architects:	PGAL and AECOM
Project Manager:	Turner Construction

In December 2019, a statue of former Harris County Judge Roy Hofheinz was dedicated with members of his family outside the Fertitta Center Club lower entrance off Holman Street. Fans can learn more about Hofheinz and his contributions to the University, city and state at the Roy Hofheinz Wall, located on the concourse near Section 107.

The University of Houston will request that city officials rename a portion of Holman Street in front of the arena after the Hofheinz family. In addition, Roy Hofheinz's records will be permanently archived and publicly accessible as a special collection in the UH library and the Alumni Center will house an area describing the lives and public service of Roy and Irene Hofheinz.

"This gift is personal. It represents a commitment from my family and me to support the University of Houston in its quest to strengthen our nationally competitive institution both in academics and athletics," Fertitta said. "Upgrading our athletics facilities shows we are serious about competing at the highest levels of collegiate sports for many years to come. I'm proud of where the University of Houston is today and I'm proud to make this investment in my university's future."



FERTITTA CENTER TEAM RECORDS

SELLOUTS (48)

Rk.	Att.	Opponent	Result	Date
1.	7,718	#8/10 Alabama	L, 65-71	12/10/22
2.	7,603	rv/rv SMU	W, 75-61	2/2/22
3.	7,598	Cincinnati	W, 71-53	3/1/22
4.	7,562	Temple	W, 84-46	3/3/22
5.	7,488	Texas State	W, 80-47	12/22/21
6.	7,450	Memphis	L, 59-69	2/12/22
7.	7,378	Kent State	W, 49-44	11/26/22
8.	7,322	Texas Southern	W, 83-48	11/16/22
9.	7,312	Tulane	W, 73-62	2/2/22
10.	7,308	Norfolk State	W, 100-52	11/29/22
11.	7,287	East Carolina	W, 79-36	1/22/22
12.	7,283	North Florida	W, 76-42	12/6/22
13.	7,246	Oral Roberts	W, 83-45	11/14/22
14.	7,135	rv/rv Wichita State	W, 76-43	2/9/20
15.	7,129	Memphis	W, 64-57	3/8/20
16.	7,069	Cincinnati	W, 68-55	3/1/20
17.	7,051	Wichita State	W, 76-66	1/8/22
	7,051	Bryant	W, 111-44	12/3/21
	7,051	rv/#25 Virginia	W, 67-47	11/16/21
20.	7,042	Northern Colorado	W, 83-36	11/7/22
21.	7,039	SMU	W, 90-79	3/7/19
		UCF	L, 64-69	3/2/19
		USF	W, 94-50	2/23/19
		#25/23 Cincinnati	W, 65-58	2/10/19
		Temple	W, 73-66	1/31/19
		Wichita State	W, 79-70	1/12/19
		Memphis	W, 80-77	1/6/19
		LSU	W, 82-76	12/12/18
29.	7,035	UConn	W, 63-59	1/23/20
		UCF	W, 78-63	1/3/20
		Oklahoma State	L, 55-61	12/15/19
		BYU	L, 71-72	11/15/19
		#18/21 Oregon	W, 65-61	12/1/18

All 15 home games in 2020-21 were limited to 1,859 capacity due to COVID-19 protocols and sold out

MINUTES PLAYED

Game: 45, vs. Hofstra (11/9/21)

MARGIN of VICTORY

UH (High): 67 (111-44), vs. Bryant (12/3/21)

Opp: 10 (59-69), vs. Memphis (2/12/22)

POINTS SCORED - GAME

UH (High): 112, vs. Our Lady of the Lake (2/6/21)

112, vs. Houston Baptist (11/26/19)

Opp (High): 79, vs. SMU (3/7/19)

UH (Low): 44, vs. Kent State (11/26/22)

Opp (Low): 36, vs. Northern Colorado (11/7/22)

36, vs. East Carolina (1/22/22)

POINTS SCORED - HALF

UH (High): 60 (1st), vs. Northwestern State (11/30/21)

60 (1st), vs. Our Lady of the Lake (2/6/21)

Opp (High): 45 (1st), vs. LSU (12/12/18)

UH (Low): 19 (1st), vs. Oklahoma State (12/15/19)

Opp (Low): 13 (1st), vs. Northern Colorado (11/7/22)

FIELD GOALS

UH (High): 46, vs. Our Lady of the Lake (2/6/21)

Opp (High): 29, vs. Hofstra (11/9/21)

UH (Low): 16, vs. Kent State (11/26/22)

Opp (Low): 8, vs. East Carolina (1/22/22)

FIELD GOAL ATTEMPTS

UH (High): 83, vs. Our Lady of the Lake (2/6/21)

Opp (High): 74, vs. Hofstra (11/9/21)

UH (Low): 47, vs. UConn (1/23/20)

Opp (Low): 39, vs. Northern Colorado (11/7/22)

FIELD GOAL PERCENTAGE

UH (High): 62.0 (44-71), vs. Bryant (12/3/21)

Opp (High): 52.2 (24-46), vs. SMU (3/7/19)

UH (Low): 31.1 (19-61), vs. Oklahoma State (12/15/19)

Opp (Low): 16.0 (8-50), vs. East Carolina (1/22/22)

3-POINT FIELD GOALS

UH (High): 17, vs. Norfolk State (11/29/22)

Opp (High): 12, vs. Hofstra (11/9/21)

UH (Low): 2, vs. Kent State (11/26/22)

2, vs. Louisiana (12/14/21)

Opp (Low): 1, vs. Norfolk State (11/29/22)

1, vs. East Carolina (1/22/22)

1, vs. Boise State (11/27/20)

1, vs. Lamar (11/25/20)

3-POINT FIELD GOAL ATTEMPTS

UH (High): 36, vs. Tulane (1/9/21)

Opp (High): 43, vs. Hofstra (11/9/21)

UH (Low): 12, vs. UConn (1/23/20)

Opp (Low): 13, vs. Lamar (11/25/20)

3-POINT FIELD GOAL PERCENTAGE (min. 10 att.)

UH (High): 66.7 (16-24), vs. ECU (1/23/19)

Opp (High): 52.6 (10-19), vs. SMU (3/7/19)

UH (Low): 9.5 (2-21), vs. Louisiana (12/14/21)

Opp (Low): 5.3 (1-19), vs. East Carolina (1/22/22)

FREE THROWS

UH (High): 31, vs. South Carolina (12/5/20)

Opp (High): 29, vs. LSU (12/12/18)

UH (Low): 2, vs. Tulane (1/9/21)

Opp (Low): 3, vs. Texas State (12/22/21)

FREE THROW ATTEMPTS

UH (High): 38, vs. South Carolina (12/5/20)

38, vs. UCF (1/3/20)

38, vs. LSU (12/12/18)

Opp (High): 38, vs. LSU (12/12/18)

UH (Low): 4, vs. Tulane (1/9/21)

Opp (Low): 4, vs. Texas State (12/22/21)

FREE THROW PERCENTAGE (min. 10 att.)

UH (High): 90.9 (10-11), vs. WKU (2/25/21)

Opp (High): 94.7 (18-19), vs. Memphis (2/12/22)

UH (Low): 42.9 (6-14), vs. Temple (3/3/22)

Opp (Low): 31.3 (5-16), vs. Cincinnati (3/1/22)

REBOUNDS

UH (High): 56, vs. Kent State (11/26/22)

Opp (High): 44, vs. #8/10 Alabama (12/10/22)

UH (Low): 30, vs. Memphis (2/12/22)

Opp (Low): 23, vs. Northwestern State (11/30/21)

ASSISTS

UH (High): 27, vs. Northwestern State (11/30/21)

27, vs. South Florida (2/28/21)

Opp (High): 16, vs. Memphis (2/12/22)

16, vs. BYU (11/15/19)

UH (Low): 3, vs. Boise State (11/27/20)

Opp (Low): 3, vs. East Carolina (1/22/22)

STEALS

UH (High): 17, vs. Our Lady of the Lake (2/6/21)

Opp (High): 14, vs. Kent State (11/26/22)

UH (Low): 1, vs. UT Arlington (12/11/19)

Opp (Low): 2, vs. Tulsa (1/2/19)

BLOCKED SHOTS

UH (High): 11, vs. UTEP (12/19/19)

11, vs. Houston Baptist (11/26/19)

Opp (High): 5, vs. Kent State (11/26/22)

UH (Low): 0, vs. UCF (1/17/21)

Opp (Low): 0, done 10 times; Most recently vs. Alcorn State (12/20/20)

YEAR-BY-YEAR IN FERTITTA CENTER

School	G	W	L	Pct.	Total Attend.	Average Attend.
2018-19	16	15	1	.938	105,609	6,601
2019-20	16	14	2	.875	107,490	6,719
2020-21	15	15	0	1.000	27,885	* 1,859
2021-22	17	16	1	.941	121,462	7,145
2022-23	7	6	1	.857	51,297	7,329
Totals	71	66	5	.930	413,743	5,828

* - Fertitta Center capacity limited to 1,859 due to COVID-19 pandemic
Fertitta Center single-season records in bold

TURNOVERS

UH (High): 23, vs. Kent State (11/26/22)

Opp (High): 24, vs. Our Lady of the Lake (2/6/21)

UH (Low): 5, vs. USF (2/28/21)

Opp (Low): 5, vs. UT Arlington (12/11/19)

FOULS

UH (High): 28, vs. USF (2/23/19)

Opp (High): 30, vs. UConn (1/23/20)

30, vs. Houston Baptist (11/26/19)

UH (Low): 9, vs. East Carolina (1/23/19)

Opp (Low): 8, vs. Our Lady of the Lake (2/6/21)

vs. OPPONENTS

School	W	L	Pct.	Stk.	Meeting
Alabama	0	1	.000	L1	12/10/22
Alabama State	1	0	1.000	W1	11/12/19
Alcorn State	2	0	1.000	W2	12/6/21
Boise State	1	0	1.000	W1	11/27/20
Bryant	1	0	1.000	W1	12/3/21
BYU	0	1	.000	L1	11/15/19
Cincinnati	4	0	1.000	W4	3/1/22
Coppin State	1	0	1.000	W1	12/23/18
East Carolina	2	0	1.000	W2	1/22/22
Hofstra	1	0	1.000	W1	11/9/21
Houston Baptist	1	0	1.000	W1	11/26/19
Kent State	1	0	1.000	W1	11/26/22
Lamar	2	0	1.000	W2	11/25/20
Louisiana	1	0	1.000	W1	12/14/21
LSU	1	0	1.000	W1	12/12/18
McNeese	0	0	.000	---	---
Memphis	3	1	.750	L1	2/12/22
NJIT	1	0	1.000	W1	12/29/18
Norfolk State	1	0	1.000	W1	11/29/22
North Carolina A&T	0	0	.000	---	---
North Florida	1	0	1.000	W1	12/6/22
Northern Colorado	1	0	1.000	W1	11/7/22
Northwestern State	1	0	1.000	W1	11/30/21
Oklahoma State	0	1	.000	L1	12/15/19
Oral Roberts	1	0	1.000	W1	11/14/22
Oregon	1	0	1.000	W1	12/1/18
Our Lady of the Lake	1	0	1.000	W1	2/6/21
Rice	1	0	1.000	W1	11/9/21
Saint Louis	1	0	1.000	W1	12/16/18
SMU	4	0	1.000	W4	2/27/22
South Carolina	1	0	1.000	W1	12/5/20
South Florida	4	0	1.000	W4	1/18/22
Temple	3	0	1.000	W3	3/3/22
Texas Southern	1	0	1.000	W1	11/16/22
Texas State	2	0	1.000	W2	12/22/21
Tulane	3	0	1.000	W3	2/2/22
Tulsa	3	0	1.000	W3	2/19/20
UCF	3	1	.750	W3	2/17/22
UConn	1	0	1.000	W1	1/23/20
UT Arlington	1	0	1.000	W1	12/11/19
Utah State	1	0	1.000	W1	12/20/18
UTEP	1	0	1.000	W1	12/19/19
Virginia	1	1	1.000	W1	11/16/21
Wichita State	4	0	1.000	W4	1/8/22
WKU	1	0	1.000	W1	2/25/21
Totals	66	5	.930	L1	12/10/22

FERTITTA CENTER INDIVIDUAL RECORDS



GAMES PLAYED

UH (Career): 53, Fabian White Jr. (2017-22)
UH (Season): 17 (16-1), J'Wan Roberts, Josh Carlton, Kyler Edwards, Fabian White Jr. (2021-22)

WINS

UH (Career): 49, Fabian White Jr. (2017-22)
UH (Season): 16, J'Wan Roberts, Josh Carlton, Kyler Edwards, Fabian White Jr. (2021-22)

WINNING PERCENTAGE (Career min. 20 games)

UH (Career): .960 (24-1), Tramon Mark (2020 –); .947 (36-2), Reggie Chaney (2020 –); .947 (36-2), J'Wan Roberts (2020 –);
UH (Season): 1.000 (15-0), Tramon Mark, Reggie Chaney (2020-21); 1.000 (14-0), J'Wan Roberts, Quentin Grimes, DeJon Jarreau, Brison Gresham (2020-21)

MINUTES PLAYED

UH: 41:09 (OT), Marcus Sasser, vs. Hofstra (11/9/21)
 40:00, Kyler Edwards, vs. Tulane (2/2/22)
Opp: 45:00 (OT), Zach Cooks, vs. Hofstra (11/9/21)
 40:00, Isiaha Mike, vs. SMU (3/7/19)

POINTS SCORED

UH: 33, Quentin Grimes, vs. WKU (2/25/21)
Opp: 27, Jarron Cumberland, vs. #25/23 Cincinnati (2/10/19)

FIELD GOALS

UH: 11, Fabian White Jr., vs. Temple (3/3/22)
 11, Quentin Grimes, vs. rv/- WKU (2/25/21)
 11, Cameron Tyson, vs. Our Lady of the Lake (2/6/21)
Opp: 10, Kareem Brewton, vs. Memphis (1/6/19)

FIELD GOAL ATTEMPTS

UH: 21, Fabian White Jr., vs. Cincinnati (3/1/22)
 21, Quentin Grimes, vs. rv/- WKU (2/25/21)
Opp: 25, Jarron Cumberland, vs. #25/23 Cincinnati (2/10/19)

FIELD GOAL PERCENTAGE (min. 10 att.)

UH: 81.8 (9-11), Jarace Walker, Cougar Classic, vs. Texas Southern (11/16/22)
 81.8 (9-11), Marcus Sasser, vs. Lamar (11/25/20)
Opp: 76.9 (10-13), Kareem Brewton, vs. Memphis (1/6/19)

3-POINT FIELD GOALS

UH: 10, Cameron Tyson, vs. Our Lady of the Lake (2/6/21)
Opp: 6, Tobi Enwuosho, vs. Alabama State (11/12/19)

3-POINT FIELD GOAL ATTEMPTS

UH: 18, Cameron Tyson, vs. Our Lady of the Lake (2/6/21)
Opp: 15, Omar Silverio, vs. Hofstra (11/9/21)

3-POINT FIELD GOAL PERCENTAGE (min. 5 made)

UH: 83.3 (5-6), Kyler Edwards, vs. rv/#25 Virginia (11/16/21)
Opp: 83.3 (5-6), Jahmal McMurray, vs. SMU (3/7/19)

FREE THROWS

UH: 14, Quentin Grimes, vs. South Carolina (12/5/20)
Opp: 10, Tristen Newton, vs. East Carolina (1/22/22)
 10, Tobi Enwuosho, vs. Alabama State (11/12/19)

FREE THROW ATTEMPTS

UH: 15, Quentin Grimes, vs. South Carolina (12/5/20)
 15, DeJon Jarreau, vs. UConn (1/23/20)
Opp: 14, Troymain Crosby, vs. Alcorn State (12/20/20)

FREE THROW PERCENTAGE (min. 10 att.)

UH: 100.0 (10-10), Nate Hinton, vs. Tulsa (2/19/20)
Opp: 83.3 (10-12), Tristen Newton, vs. East Carolina (1/22/22)

REBOUNDS

UH: 17, Justin Gorham, vs. SMU (1/31/20)
Opp: 13, Tacko Fall, vs. UCF (3/2/19)

ASSISTS

UH: 13, Jamal Shead, vs. Temple (3/3/22)
Opp: 8, Caleb Murphy, vs. South Florida (1/18/22)



STEALS

UH: 8, Jamal Shead, vs. Our Lady of the Lake (2/6/21)
Opp: 8, Sincere Carry, vs. Kent State (11/26/22)

BLOCKED SHOTS

UH: 6, Brison Gresham, vs. UTEP (12/19/19)
 6, Chris Harris Jr., vs. Texas State (12/4/19)
Opp: 3, Darius Johnson, vs. UCF (2/17/22)
 3, Kadin Shedrick, vs. rv/#25 Virginia (11/16/21)
 3, Jamille Reynolds, vs. UCF (1/17/21)
 3, Bol Bol, vs. #18/21 Oregon (12/1/18)

TURNOVERS

UH: 7, DeJon Jarreau, vs. UConn (1/23/20)
Opp: 7, Sincere Carry, vs. Kent State (11/22/26)
 7, Dwayne Brown Jr., vs. Utah State (12/20/18)

WINNINGEST PLAYERS by Career Victories

Rk.	W-L	Player	Gms	Years
1.	49-4	Fabian White Jr.	53	2017 –
2.	43-3	Brison Gresham	46	2018-21
3.	40-3	DeJon Jarreau	43	2018-21
4.	39-3	Marcus Sasser	42	2019 –
t5.	36-2	Reggie Chaney	38	2020 –
	36-2	J'Wan Roberts	38	2019 –
7.	35-2	Jamal Shead	37	2020 –
8.	29-3	Nate Hinton	32	2018-20
t9.	28-2	Justin Gorham	30	2018-21
	28-2	Quentin Grimes	30	2019-21

WINNINGEST PLAYERS by Career Percentage (min. 20 games)

Rk.	W-L	Pct.	Player	Years
1.	24-1	.960	Tramon Mark	2020 –
t2.	36-2	.947	Reggie Chaney	2020 –
	36-2	.947	J'Wan Roberts	2020 –
4.	35-2	.946	Jamal Shead	2020 –
5.	43-3	.934	Brison Gresham	2018-21
t6.	28-2	.933	Justin Gorham	2018-21
	28-2	.933	Quentin Grimes	2019-21
8.	40-3	.930	DeJon Jarreau	2018-21
9.	39-3	.929	Marcus Sasser	2019 –
10.	49-4	.925	Fabian White Jr.	2017-22



GUY V. LEWIS DEVELOPMENT FACILITY

Home of Houston Basketball

"I am proud and grateful that our administration recognized how important the Guy V. Lewis Development Facility is. We now have a place where our players can practice, work out, shoot, develop chemistry and improve their work ethics 24 hours a day, 365 days a year, with this facility. This is a game-changer."

Head Coach Kelvin Sampson

The University of Houston Men's Basketball program moved into its new home during the 2015-16 season following completion of construction of the Guy V. Lewis Development Facility.

The near-53,000-square-foot facility provides the environment that University of Houston Men's and Women's Basketball student-athletes need to excel throughout the season in all areas.

Named after 592-game winner and Hall of Fame Head Coach Guy V. Lewis, the Development Facility is located adjacent to Hofheinz Pavilion at the corner of Cullen Boulevard and Holman Street on the UH campus.

Construction on the \$25-million facility began in September 2014. Austin Commercial served as the construction manager for the project, which was designed by DLR Group and Page.

QUICK FACTS

Location:	Corner of Cullen Boulevard and Holman Street on UH campus
Construction Cost:	\$25 million
Size:	52,923 square feet
Dedicated:	April 3, 2016
Levels:	3
Level 1:	Dedicated practice courts for Men's and Women's Basketball programs with sports performance and sports medicine areas shared by both teams
Level 2:	Team areas, including locker room and academic/film rooms
Level 3:	Office space for Men's and Women's Basketball coaching/support staffs
Architects:	DLR Group and Page
Construction Manager:	Austin Commercial

The building was officially dedicated during NCAA Final Four Weekend in Houston on April 3, 2016, with Cougar and CBS Sports broadcasting great Jim Nantz serving as master of ceremonies

The first level houses a dedicated practice court for each team as well as sports performance and sports medicine areas, which are shared by both programs.

The second level features the teams' areas, which include locker room and academic/film theaters. The team rooms contain spacious, modern lockers, multiple video screens for television and video games and comfortable furniture.


The third level holds office space for both Men's and Women's Basketball coaching and support staffs.



THE UNIVERSITY OF HOUSTON



TIER ONE UNIVERSITY • RANKED ONE OF THE BEST COLLEGES IN THE U.S.



• Founded in 1927, the University of Houston empowers learning, discovery, leadership and engagement among 45,000+ students in one of the country's most diverse universities. UH alumni total more than 276,000 across time and more than 50 percent live in Houston and the Gulf Coast region.

• UH features world-renowned faculty within 15 academic colleges. We offer more than 300 undergraduate and graduate academic programs and award more than 9,000 degrees annually. The University also fulfills the needs of students beyond Houston by offering degree programs at the University of Houston at Sugar Land and University Houston at Katy.

• UH is located in Houston, Texas, the nation's fourth-largest city, the energy capital of the world and home to the world's largest medical center. Our students regularly test their skills through internships with national and international companies based here, and our faculty routinely partner with businesses and government agencies through research.

• UH has the nation's only space architecture graduate program and the only Spanish-language creative writing program; it also has the first subsea engineering program in the U.S. UH's undergraduate entrepreneurship program consistently ranks among the top in the nation, and intellectual property and health law are among the top 10 law programs.

• Our nationally-ranked programs drive students to discover the multitude of academic resources that are available on-campus and online while our student-run organizations and athletics have something for everyone and connect students in authentic Coog culture. With more than 500 student organizations and 6,000 students living on campus in residence halls, apartments and townhouses, life at UH is active and lively.

• University of Houston faculty are renowned scholars with real-world experience who work closely with each student. The faculty includes 15 members of the National Academy of Engineering, four National Academy of Science members and a Nobel Laureate. From the Tony Award to the Nobel Peace Prize and back to the classroom, UH faculty makes things happen on campus and around the world.

• UH leads five nationally-funded centers, comprising numerous collaborations with partner institutions and industry. Sponsored by nearly \$20 million in funding, these centers pioneer groundbreaking research in the areas of energy, materials, psychology, laser mapping and homeland security.

• UH is a home for big ideas. In 2017, UH ranked #1 in the nation among all public universities without medical schools in royalties from technology transfers. With more than \$22 million a year in royalties, UH has seen a 400 percent increase in patent income since 2010.

• The UH Technology Bridge boasts more than 30,000 square feet of incubator space and nearly 200,000 square feet of built-up space ideally suited for large laboratories, pilot scale facilities and light manufacturing. UH's innovation ecosystem allows entrepreneurial faculty, students and alumni to bring new discoveries into the market place or to establish partnerships to launch new companies.

uh.edu

RADIO/TV ROSTER



MARCUS SASSER
G • 6-2 • 195 • Sr.-3L
Red Oak, Texas
 m.sasser0  m_sasser0



JAMAL SHEAD
G • 6-1 • 190 • Jr.-2L
Manor, Texas
 j.uno1  Thejshad



RAMON WALKER Jr.
G • 6-4 • 210 • Fr.-HS
Pearland, Texas
 ramonwalkerjr  ramonwalker04



DARIUS BOWSER
C • 6-9 • 230 • c-Gr.-TR
Gaffney, S.C.
 dariusbowser



Ja'VIER FRANCIS
F • 6-8 • 225 • So.-1L
New Orleans, La.
 lahjay11  theJayFrancis10



TRAMON MARK
G • 6-5 • 195 • r-So.-2L
Dickinson, Texas
 yoootraaa  RealBuckets11



J'WAN ROBERTS
F • 6-7 • 230 • r-Jr.-2L
St. Thomas, U.S. Virgin Islands
 jwann_13  JwanRoberts13



RYAN ELVIN
G • 6-1 • 165 • Jr.-SQ
Round Rock, Texas
  ryanelvin12



EMANUEL SHARP
G • 6-4 • 200 • r-Fr.-RS
Tampa, Fla.
  emanuelsharp_



TERRANCE ARCENEAUX
G • 6-5 • 185 • Fr.-HS
Beaumont, Texas
 tarceneaux23  TArceneaux21



MYLIK WILSON
G • 6-2 • 170 • Sr.-TR
Rayville, La.
 m.w.13  mylikw



JARACE WALKER
F • 6-8 • 235 • Fr.-TR
New Freedom, Pa.
 jaracewalker  JaraceW



REGGIE CHANEY
F • 6-8 • 225 • c-Sr.-2L
Tulsa, Okla.
 reggie_chaney  _reggiechaney



KELVIN SAMPSON
Head Coach
8th Season at Houston
33rd Season Overall
 CoachSampsonUH



KELLEN SAMPSON
Assistant Coach
8th Season at Houston
12th Season Overall
 kellenmsampson



QUANNAS WHITE
Assistant Coach
5th Season at Houston
8th Season Overall
 quannasbwhite



HOLLIS PRICE
Assistant Coach
1st Season (as Coach) at Houston
1st Season (as Coach) Overall
 HollisHp



KELVIN SAMPSON

Head Coach

Ninth Season at Houston • 34th Season Overall

208-71 Record at Houston • 708-341 Career Record

UNC Pembroke '78; Michigan State '80

 CoachSampsonUH



• Ninth Men's Basketball head coach in University of Houston history

• Previously served as head coach at Indiana (2006-08); Oklahoma (1994-06); Washington State (1987-94) and Montana Tech (1981-85)

• 708-341 (.675) career record in 33 seasons; 208-71 (.746) record in 7+ seasons at Houston

• 33rd coach (with 10+ years in NCAA Division I) to record 700 wins in career

• One of 16 coaches in NCAA history to lead 2+ different schools to NCAA Final Fours (1 – Oklahoma • 1 – Houston)

• One of 10 coaches in NCAA history to lead 3+ different schools to NCAA Tournament wins (11 – Oklahoma • 1 – Indiana • 3 – Houston)

• One of 15 coaches in NCAA history to lead 4+ different schools to the NCAA Tournament (1 – Washington State • 11 – Oklahoma • 1 – Indiana • 2 – Houston)

• Veteran of 24 postseason tournaments (17 NCAA, 4 NIT, 3 NAIA District 12 playoffs) includes 2 NCAA Final Four (2021, 2002) • 2 Elite Eight (2022, 2003) • 2 Sweet 16 (2019, 1999) • 3 Second Round (2018, 2007, 2005) • 2 NIT Second Round (2004, 1992)

• Second-winningest coach in Houston history (207)... Ranks as Houston's career leader in winning percentage (.746)

• Only coach in Houston history to lead Cougars to seven consecutive 20-win seasons

• Six conference regular-season championships (2022 The American • 2020 The American • 2019 The American • 2005 Big 12 • 1985 Frontier • 1984 Frontier)

• Eight conference tournament championships (2022, 2021 The American • 2003, 2002, 2001 Big 12 • 1985, 1984, 1983 Frontier)

• Six National Coach of the Year awards (2022 CBS Sports • 2022 Ben Jobe • 2021 John McLendon Award • 2019 Clarence "Big House" Gaines • 2002 NABC • 1995 Associated Press)

• Four District Coach of the Year awards (2022 NABC District 24 • 2019, 2018 NABC District 25 • 1992, 1991 Kodak District 14)

• Seven Conference Coach of the Year awards from four leagues (2022, 2019, 2018 The American • 1995 Big Eight • 1991 PAC-10 • 1985, 1983 Frontier)

• One Texas College Coach of the Year award (2022 [Dave Campbell's Texas Basketball])

• Worked for six years in the NBA coaching ranks (2011-14 • Houston Rockets • 2008-11 • Milwaukee Bucks)

• He and his wife, Karen, have a daughter, Lauren, who is the Cougars' director of operations; a son, Kellen, who is an assistant coach at Houston; a granddaughter, Maisy Jade; and a grandson, Kyland Ned (children of Tonya and Kellen Sampson)

KELVIN SAMPSON'S YEAR-BY-YEAR RECORD

Year	- Overall -		- Conference -		Conf.	Notes	Postseason
	Record	Pct.	Record	Pct.	Finish		
Montana Tech (73-45 • 31-29 Frontier Conference • 3 NAIA District 12 [2-3])							
<i>Served as acting head coach on Jan. 1, 1981 • Totals not included above and below</i>							
1980-81	2-14	.125	2-11	.154			
<i>Became permanent head coach on March 14, 1981</i>							
1981-82	7-20	.259	0-15	.000			
1982-83	22-9	.710	9-6	.600		Frontier Conference Tournament Champions Frontier Conference Coach of the Year	NAIA District 12 Playoffs (1-1)
1983-84	22-9	.710	10-5	.667	1st	Frontier Conference Champions Frontier Conference Tournament Champions	NAIA District 12 Playoffs (1-1)
1984-85	22-7	.759	12-3	.800	1st	Frontier Conference Champions Frontier Conference Tournament Champions Frontier Conference Coach of the Year	NAIA District 12 Playoffs (0-1)
Washington State (103-103 • 48-78 Pac-10 • 1 NCAA [0-1] • 1 NIT [1-1])							
1987-88	13-16	.448	7-11	.389	6th	1-1	
1988-89	10-19	.345	4-14	.222	8th	1-1	
1989-90	7-22	.241	1-17	.056	10th	0-1	
1990-91	16-12	.571	8-10	.444	6th		PAC-10 Coach of the Year Kodak District 14 Coach of the Year
1991-92	22-11	.667	9-9	.500	t-5th		Kodak District 14 Coach of the Year NIT Second Round (1-1)
1992-93	15-12	.556	9-9	.500	t-5th		
1993-94	20-11	.645	10-8	.556	t-4th		NCAA First Round (0-1)
Oklahoma (281-107 • 129-59 Big Eight/Big 12 • 11 NCAA [11-11] • 1 NIT [1-1])							
1994-95	23-9	.719	9-5	.643	3rd	1-1	AP National Coach of the Year Big Eight Coach of the Year NCAA First Round (0-1)
1995-96	18-12	.600	8-6	.571	3rd	2-1	NCAA First Round (0-1)
1996-97	20-10	.667	10-6	.625	5th	2-1	NCAA First Round (0-1)
1997-98	22-11	.667	11-5	.688	t-2nd	0-1	NCAA First Round (0-1)
1998-99	22-11	.667	11-5	.688	t-2nd	2-1	NCAA Sweet 16 (2-1)
1999-00	27-7	.794	12-4	.750	t-3rd	2-1	NCAA Second Round (0-1)
2000-01	26-7	.788	12-4	.750	t-2nd	3-0	Big 12 Tournament Champions Big 12 Tournament Champions NABC National Coach of the Year NCAA First Round (0-1)
2001-02	31-5	.861	13-3	.813	2nd	3-0	Big 12 Tournament Champions Big 12 Tournament Champions NCAA Final Four (4-1)
2002-03	27-7	.794	12-4	.750	3rd	3-0	Big 12 Tournament Champions NCAA Elite Eight (3-1)
2003-04	20-11	.645	8-8	.500	7th	1-1	NIT Second Round (1-1)
2004-05	25-8	.758	12-4	.750	t-1st	1-1	Big 12 Champions NCAA Second Round (1-1)
2005-06	20-9	.690	11-5	.688	3rd	0-1	NCAA First Round (0-1)
Indiana (43-15 • 21-8 Big Ten • 1 NCAA [1-1])							
2006-07	21-11	.656	10-6	.625	3rd	0-1	NCAA Second Round (1-1)
2007-08	22-4	.846	11-2	.846			
Houston (208-71 • 100-43 The American • 4 NCAA [10-4] • 2 NIT [0-2])							
2014-15	13-19	.406	4-14	.222	10th	1-1	
2015-16	22-10	.688	12-6	.667	t-3rd	0-1	NIT First Round (0-1)
2016-17	21-11	.656	12-6	.667	3rd	0-1	NIT First Round (0-1)
2017-18	27-8	.771	14-4	.778	t-2nd	2-1	NCAA Second Round (1-1)
2018-19	33-4	.892	16-2	.889	1st	2-1	The American Coach of the Year NABC District 25 Coach of the Year The American Champions Clarence "Big House" Gaines National Coach of the Year The American Coach of the Year NABC District 25 Coach of the Year NCAA Sweet 16 (2-1)
2019-20	23-8	.742	13-5	.722	t-1st	COVID-19	The American Champions Coach of the Year (Houston Sports Awards) No Tournament – COVID
2020-21	28-4	.875	14-3	.824	2nd	3-0	The American Tournament Champions Coach of the Year (Houston Sports Awards) John McLendon Award NCAA Final Four (4-1)
2021-22	32-6	.842	15-3	.833	1st	3-0	The American Champions The American Tournament Champions CBS Sports National Coach of the Year Ben Jobe Award The American Coach of the Year NABC District 24 Coach of the Year Texas Coach of the Year (Dave Campbell's Texas Basketball) NCAA Elite Eight (3-1)
2022-23	9-1	.900	0-0	.000			
33+ yrs	708-341	.675	329-217	.603	6 – 1st	33-19	6 Conference Championships 17 NCAAAs (21-17)
	3 30-win seasons				12 – Top 2		8 Conference Tournament titles 4 NITs (2-4)
	25 20-win seasons				20 – Top 3		5 National Coach of the Year awards 3 NAIA District 12 (2-3)
	19 20-win seasons in last 20 yrs.						7 Conference Coach of the Year awards 5 District Coach of the Year awards 2 Houston Sports Awards Coach of the Year

KELVIN SAMPSON • RECORD vs. OPPONENTS

Team	Overall	Houston	Indiana	Oklahoma	Washington State	Montana Tech
Abilene Christian	1-0	1-0	---	---	---	---
Akron	0-1	0-1	---	---	---	---
Alabama	3-5	0-2	---	2-1	1-2	---
Alabama A&M	1-0	1-0	---	---	---	---
Alabama State	2-0	1-0	---	1-0	---	---
Alaska-Anchorage	2-0	---	---	---	2-0	---
Alberta	1-0	---	---	---	---	1-0
Alcorn State	4-0	2-0	---	1-0	1-0	---
American-Puerto Rico	1-0	---	---	1-0	---	---
Appalachian State	0-1	---	---	---	0-1	---
Arizona	3-15	1-0	---	2-0	0-15	---
Arizona State	8-6	---	---	---	8-6	---
Arkansas	4-2	0-1	---	4-1	---	---
Arkansas State	1-0	---	---	1-0	---	---
Arkansas-Pine Bluff	2-1	0-1	---	2-0	---	---
Azusa Pacific	1-0	---	---	---	1-0	---
Ball State	1-0	---	1-0	---	---	---
Baylor	22-1	0-1	---	22-0	---	---
Belmont	1-0	---	---	1-0	---	---
Bethune-Cookman	1-0	---	---	1-0	---	---
Binghamton	1-0	---	---	1-0	---	---
Boise State	1-1	1-1	---	---	---	---
Boston	1-0	---	---	1-0	---	---
Bryant	1-0	1-0	---	---	---	---
Butler	2-2	1-0	0-1	1-1	---	---
BYU	1-2	1-1	---	---	0-1	---
BYU-Hawaii	2-0	---	---	---	2-0	---
Boston College	0-1	---	---	---	0-1	---
Cal State Northridge	2-0	---	---	1-0	1-0	---
Calgary	0-2	---	---	---	---	0-2
California	9-2	---	---	2-0	7-7	0-2
Carroll College	9-5	---	---	---	---	8-4
Centenary	1-1	---	---	1-0	0-1	---
Central Connecticut State	2-0	---	---	1-0	1-0	---
Central Michigan	1-0	---	---	1-0	---	---
Chadron State	1-0	---	---	---	---	1-0
Charlotte	2-0	---	1-0	1-0	---	---
Chattanooga	1-0	---	1-0	---	---	---
Chicago State	2-0	---	2-0	---	---	---
Cincinnati	10-11	10-9	---	0-2	---	---
Cleveland State	1-0	1-0	1-0	---	---	---
College of Idaho	3-3	---	---	---	---	3-3
Colorado	4-3	---	---	14-3	---	---
Coppin State	11-0	1-0	1-0	8-0	1-0	---
Cornell	1-0	1-0	---	---	---	---
Delaware State	2-0	---	---	1-0	1-0	---
Drexel	1-1	0-1	---	1-0	---	---
Duke	0-2	---	0-1	0-1	---	---
East Carolina	10-2	10-2	---	---	---	---
Eastern Kentucky	1-0	---	---	---	1-0	---
Eastern Illinois	2-0	2-0	---	1-0	---	---
Eastern Michigan	1-0	---	---	---	1-0	---
Eastern Oregon State	3-0	---	---	---	---	3-0
Eastern Washington	6-0	---	---	1-0	5-0	---
Fairfield	1-0	1-0	---	---	---	---
Florida	0-1	---	---	0-1	---	---
Florida A&M	3-0	1-0	---	1-0	1-0	---
Florida Atlantic	1-0	---	---	1-0	---	---
Fresno State	1-1	---	---	---	1-1	---
George Mason	1-0	1-0	---	---	---	---
George Washington	1-0	---	---	1-0	---	---
Georgia Southern	1-0	---	---	1-0	---	---
Georgia State	2-0	1-0	---	1-0	---	---
Georgia Tech	2-3	1-1	1-0	0-2	---	---
Gonzaga	1-1	---	1-0	---	0-1	---
Grand Canyon	0-1	0-1	---	---	---	---
Great Falls	7-10	---	---	---	---	6-8
Hartford	1-0	---	---	1-0	---	---
Harvard	0-2	0-2	---	---	---	---
Hawaii	1-0	---	---	---	1-0	---
Hawaii-Hilo	1-0	---	---	1-0	---	---
Hawaii-Pacific	1-0	---	---	---	1-0	---
High Point	2-0	---	---	2-0	---	---
Hofstra	1-0	1-0	---	---	---	---
Houston Baptist	2-0	2-0	---	---	---	---
Idaho	3-5	---	---	---	3-5	---
Illinois	4-2	1-0	3-2	---	---	---
Illinois State	1-0	---	1-0	---	---	---
Illinois-Chicago	1-0	---	---	1-0	---	---
Indiana	0-4	---	---	0-2	0-2	---
Indiana State	2-1	---	1-0	0-1	1-0	---
Iowa	3-1	---	3-1	---	---	---
Iowa State	9-6	---	---	9-6	---	---
IUPUI	1-0	---	1-0	---	---	---
Jackson State	5-0	---	---	4-0	1-0	---
Jamestown	1-0	---	---	---	---	1-0
Kansas	6-11	---	---	6-11	---	---
Kansas State	11-4	---	---	11-4	---	---
Kent State	1-0	1-0	---	---	---	---
Kentucky	1-2	0-1	1-1	---	---	---
La Salle	1-0	---	1-0	1-0	---	---
Lafayette	1-0	---	---	---	---	---
Lake Region College	1-0	---	---	---	---	1-0
Lamar	3-0	2-0	---	1-0	---	---
Lethbridge	5-0	---	---	---	---	5-0
Lewis-Clark State	0-2	---	---	---	---	0-2
Liberty	2-0	2-0	---	---	---	---
Longwood	1-0	---	1-0	---	---	---
Louisiana	2-0	1-0	---	---	1-0	---
Louisiana Tech	2-0	---	---	1-0	---	---
LSU	3-2	2-2	---	1-0	---	---
Manhattan	0-1	---	---	0-1	---	---
Marquette	1-0	---	---	---	1-0	---
Mary College	2-1	---	---	---	---	2-1
Maryland	1-1	---	---	1-1	---	---
McNeese	1-0	1-0	---	0-2	---	---
Memphis	7-9	7-7	---	---	---	---
Mesa State	0-1	---	---	---	---	0-1
Michigan	2-3	0-1	2-1	0-1	---	---
Michigan State	5-4	---	2-1	2-2	1-1	---
Minnesota	4-0	---	2-0	1-0	1-0	---
Minot State	2-0	---	---	---	---	2-0
Mississippi	1-2	---	---	1-2	---	---
Mississippi State	0-3	---	---	0-3	---	---
Mississippi Valley State	1-0	1-0	---	---	---	---
Missouri	13-9	---	---	13-9	---	---
Missouri State	1-0	---	---	1-0	---	---
Monmouth	1-0	---	---	---	1-0	---
Montana State	2-0	---	---	2-0	---	---
Morgan State	2-0	2-0	---	---	---	---
Mount St. Mary's	2-0	---	---	2-0	---	---
Murray State	2-1	2-0	---	0-1	---	---
NC State	0-1	---	---	0-1	---	---
Nebraska	11-5	---	---	11-5	---	---
Nebraska Wesleyan	1-0	---	---	---	---	1-0

Team	Overall	Houston	Indiana	Oklahoma	Washington State	Montana Tech
New Mexico	0-1	---	---	---	0-1	---
New Mexico Highlands	1-0	---	---	---	---	1-0
New Orleans	1-0	1-0	---	---	---	---
Niagara	1-0	---	---	1-0	---	---
Nicholls	4-0	1-0	---	3-0	---	---
NIIT	1-0	1-0	---	---	---	---
North Carolina A&T	0-0	---	---	---	---	---
North Carolina Central	1-0	1-0	---	---	---	---
North Florida	1-0	1-0	---	---	---	---
North Texas	2-0	---	---	2-0	---	---
Norfolk State	1-0	1-0	---	---	---	---
Northern Colorado	2-0	1-0	---	1-0	---	---
Northern Montana	8-8	---	---	---	---	8-8
Northern State	0-2	---	---	---	---	0-2
Northwest Nazarene	3-3	---	---	---	---	3-3
Northwestern	2-0	---	2-0	---	---	---
Northwestern State	3-0	2-0	---	1-0	---	---
Ohio	1-0	---	---	---	1-0	---
Ohio State	2-1	1-0	1-1	---	---	---
Oklahoma Baptist	1-0	---	---	---	1-0	---
Oklahoma State	14-15	2-1	---	12-14	---	---
Oral Roberts	8-0	1-0	---	6-0	---	---
Oregon	10-9	3-1	---	7-8	---	---
Oregon State	9-8	1-0	---	1-0	7-8	---
Oregon Tech	1-0	---	---	---	---	1-0
Our Lady of the Lake	1-0	1-0	---	---	---	---
Penn State	3-0	---	3-0	---	---	---
Pittsburg State	1-0	---	---	---	1-0	---
Portland	2-1	1-0	---	---	1-1	---
Prairie View A&M	6-0	3-0	---	2-0	1-0	---
Princeton	3-0	---	---	2-0	1-0	---
Providence	1-0	1-0	---	---	---	---
Purdue	6-2	---	2-1	4-1	---	---
Regina	1-0	---	---	---	---	1-0
Rhode Island	1-1	1-1	---	---	---	---
Rice	4-0	4-0	---	---	---	---
Rocky Mountain	6-10	---	---	---	---	6-7
Rutgers	1-0	1-0	---	---	---	---
Sacramento State	3-0	---	---	---	3-0	---
Saint Joseph's	1-0	1-0	---	---	---	---
Saint Louis	2-0	2-0	---	---	---	---
Saint Mary's (Calif.)	1-0	1-0	---	---	---	---
Sam Houston State	2-0	---	---	2-0	---	---
Samford	1-0	---	---	1-0	---	---
San Diego	1-0	---	---	1-0	---	---
San Diego State	2-0	1-0	---	---	1-0	---
San Francisco State	1-0	---	---	---	1-1	---
San Jose State	1-1	---	---	---	1-1	---
Seattle	2-0	---	---	---	---	1-0
Simon Fraser	1-0	---	---	---	1-0	---
SMU	13-7	9-7	---	4-0	---	---
South Carolina	2-0	2-0	---	---	---	---
South Carolina State	1-1	0-1	---	1-0	---	---
South Dakota	1-0	---	---	---	---	---
South Florida	13-2	13-2	---	---	---	---
Southeast Missouri State	1-1	---	---	1-0	---	---
Southern	1-0	---	---	1-0	---	---
Southern Alberta Tech	3-0	---	---	---	---	3-0
Southern Illinois	2-0	---	2-0	---	---	---
Southern Utah	1-0	---	---	---	1-0	---
St. Bonaventure	1-0	---	---	1-0	---	---
Stanford	6-9	---	---	0-1	6-8	---
Stephen F. Austin	0-1	---	---	0-1	0-1	---
Syracuse	1-1	1-0	---	0-1	---	---
Tenn	10-4	10-3	---	0-1	---	---
Tennessee	0-1	---	---	---	0-1	---
Tennessee State	1-0	---	1-0	---	---	---
Texas	18-9	---	---	18-9	---	---
Texas A&M	20-1	---	---	20-1	---	---
Texas Southern	4-0	1-0	---	2-0	1-0	---
Texas State	4-0	2-0	---	2-0	---	---
Texas Tech	18-7	2-0	---	16-7	---	---
Trinity Western	1-0	---	---	---	---	1-0
Tulane	16-3	15-3	---	1-0	---	---
Tulsa	13-7	9-6	---	4-1	---	---
UAB	1-0	1-0	---	---	---	---
UALR	1-0	---	---	1-0	---	---
UC Irvine	3-0	---	---	3-0	---	---
UC San Diego	1-0	---	---	1-0	---	---
UCF	11-4	11-4	---	---	---	---
UCLA	2-14	---	---	---	2-13	---
UConn	12-5	8-3	1-1	3-1	---	---
UNW	1-0	1-0	---	---	---	---
UJLM	3-0	1-0	---	2-0	---	---
UNC Asheville	1-0	---	---	1-0	---	---
UNC Wilmington	1-0	---	1-0	---	---	---
USC	6-9	---	---	---	6-9	---
UT Arlington	2-0	1-0	---	1-0	---	---
UT Rio Grande Valley	6-0	4-0	---	2-0	0-1	---
Utah	0-1	---	---	---	0-1	---
Utah State	1-0	1-0	---	---	---	---
UTEP	1-0	1-0	---	---	---	---
UTSA	1-0	---	---	1-0	---	---
Valley City State	1-0	---	---	---	---	1-0
Vermont	1-0	1-0	---	---	---	---
Villanova	0-2	0-1	---	0-1	---	---
Virginia	1-0	1-0	---	---	---	---
Wake Forest	1-0	1-0	---	---	---	---
Warner Pacific	1-0	---	---	---	---	1-0
Washington	8-8	---	---	0-1	7-7	---
West Virginia	0-1	---	---	0-1	---	---
Western Carolina	2-0	---	1-0	1-0	---	---
Western Illinois	2-0	---	1-0	1-0	---	---
Western Montana	12-5	---	---	---	12-2	---
Western Michigan	1-0	---	1-0	---	---	---
Western New Mexico	0-1	---	---	---	0-1	---
Whitman College of Walla Walla	0-1	---	---	---	0-1	---
Whitworth	0-2	---	---	---	0-1	---
Wichita State	8-2</					

NCAA WINNINGEST COACHES (10+ years at NCAA Division I level)

Red Bold indicates coaches with **Houston** ties • **Bold** indicates active coaches • through games of Dec. 11, 2022

Rk.	Coach	Wins	Losses	Pct.	School (Years)
1.	Mike Krzyzewski	1,201	367	.766	Duke (1980-22); Army West Point (1975-80)
2.	Jim Boeheim	1,004	430	.700	Syracuse (1976 – present)
3.	Bob Huggins	924	401	.697	West Virginia (2007 – present); Kansas State (2006-07); Cincinnati (1989-05); Akron (1984-89); Walsh (1980-83)
4.	Jim Calhoun	920	397	.699	St. Joseph's (Conn.) (2018-21); UConn (1986-2012); Northeastern (1972-86)
5.	Roy Williams	903	264	.774	North Carolina (2003-22); Kansas (1988-03)
6.	Bob Knight	902	371	.709	Texas Tech (2001-08); Indiana (1972-00); Army West Point (1965-72)
7.	Dean Smith	879	254	.776	North Carolina (1961-97)
8.	Adolph Rupp	876	190	.822	Kentucky (1930-72)
9.	Jim Phelan	830	524	.613	Mount St. Mary's (1954-2003)
10.	Cliff Ellis	822	544	.602	Coastal Carolina (2007 – present); Auburn (1994-04); Clemson (1984-94); South Alabama (1975-84)
11.	Rollie Massimino	816	462	.638	Keiser (2006-17); Cleveland State (1996-03); UNLV (1992-94); Villanova (1973-92); Stony Brook (1969-71)
12.	Eddie Sutton	806	326	.712	San Francisco (2007-08); Oklahoma State (1990-06); Kentucky (1985-89); Arkansas (1974-85); Creighton (1969-74)
13.	Rick Byrd	805	403	.666	Belmont (1986-21); Lincoln Memorial (1983-86); Maryville (Tenn.) (1978-80)
14.	Lefty Driesell	786	394	.666	Maryland (1969-86); James Madison (1988-97); Georgia State (1997-03); Davidson (1960-69)
15.	Lute Olson	781	279	.737	Arizona (1983-07); Iowa (1974-83); Long Beach State (1973-74)
16.	Lou Henson	779	412	.654	New Mexico State (1997-2005); Illinois (1975-96); New Mexico State (1966-75); Hardin-Simmons (1962-66)
17.	John Calipari	775	241	.763	Kentucky (2009 – present); Memphis (2000-09); UMass (1988-96)
18.	Bill Self	772	230	.770	Kansas (2003 – present); Illinois (2000-03); Tulsa (1997-00); Oral Roberts (1993-97)
19.	Rick Barnes	763	396	.658	Tennessee (2015 – present); Texas (1998-15); Clemson (1994-98); Providence (1988-94); George Mason (1987-88)
20.	Bo Ryan	762	241	.760	Wisconsin (2001-16); Milwaukee (1999-01); Wisconsin-Platteville (1984-99)
21.	Ed Diddle	759	302	.715	Western Kentucky (1922-64)
22.	Henry Iba	755	340	.689	Oklahoma State (1934-70); Colorado (1933-34); Northwest Missouri State (1929-33)
t23.	John Beilein	754	425	.640	Michigan (2007-19); West Virginia (2002-07); Richmond (1997-02); Canisius (1992-97); Le Moyne (1983-92); Nazareth (1982-83)
24.	Phog Allen	746	264	.739	Kansas (1907-56); Central Missouri (1912-19); Haskell (1908-09); Baker (1905-08)
25.	John Chaney	741	312	.704	Temple (1982-06)
t26.	Jerry Tarkanian	729	201	.784	Fresno State (1995-02); UNLV (1973-92); Long Beach State (1968-73)
t26.	Norm Stewart	729	373	.662	Missouri (1967-99); Northern Iowa (1961-67)
28.	Ray Meyer	724	354	.672	DePaul (1942-84)
29.	Jerry Sloum	723	556	.565	Youngtown State (2005-17); Gannon (1996-05); Geneva (1987-96); Nyack (1975-87)
30.	Don Haskins	719	353	.671	UTEP (1961-99)
31.	Dana Altman	715	373	.657	Oregon (2010 – present); Creighton (1994-10); Kansas State (1990-94); Marshall (1989-90)
32.	Kelvin Sampson	708	341	.675	Houston (2014 – present); Indiana (2006-08); Oklahoma (1994-06); Washington State (1987-94); Montana Tech (1981-85)
33.	Jim Larranaga	706	476	.597	Miami (Fla.) (2011 – present); George Mason (1997-11); Bowling Green (1986-97); American International (1977-79)
34.	Larry Hunter	702	453	.608	Western Carolina (2005-18); Ohio (1989-2001); Wittenberg (1976-89)
35.	Rick Pitino	690	284	.708	Iona (2020 – present) Louisville (2001-17); Kentucky (1989-97); Providence (1985-87); Boston University (1978-83); Hawai'i (1975-76)
36.	Mike Montgomery	677	317	.681	California (2008-14); Stanford (1986-04); Montana (1978-86)
37.	Denny Crum	675	295	.696	Louisville (1971-01)
38.	Lon Kruger	674	432	.609	Oklahoma (2011-21); UNLV (2004-11); Illinois (1996-00); Florida (1990-96); Kansas State (1986-90); UTRGV (1982-86)
39.	Tom Izzo	673	271	.713	Michigan State (1996 – present)
40.	Gary Williams	668	380	.637	Maryland (1989-11); Ohio State (1986-89); Boston College (1982-86); American (1978-82)
41.	Mark Few	665	132	.834	Gonzaga (2000 – present)
t42.	Greg Kampe	664	515	.563	Oakland (1984 – present)
t42.	John Wooden	664	162	.804	UCLA (1948-75); Indiana State (1946-48)
44.	Ralph Miller	657	382	.632	Oregon State (1970-89); Iowa (1964-70); Wichita State (1951-64)
45.	Tom Penders	649	437	.598	Houston (2004-10); George Washington (1998-2001); Texas (1988-98); Rhode Island (1986-88); Fordham (1978-86); Columbia (1974-78); Tufts (1971-74)
46.	Gene Bartow	647	353	.647	UAB (1978-96); UCLA (1975-77); Illinois (1974-75); Memphis (1970-74); Valparaiso (1964-70); Central Missouri (1961-64)
47.	Steve Alford	643	341	.653	Nevada (2019 – present); UCLA (2014-19); New Mexico (2008-13); Iowa (2000-07); Missouri State (1996-99); Manchester (1992-95)
48.	Tubby Smith	642	370	.634	High Point (2018-19 – present); Memphis (2016-18); Texas Tech (2013-16); Minnesota (2007-13); Kentucky (1997-2007); Georgia (1995-97); Tulsa (1991-95)
t49.	Jay Wright	641	281	.695	Villanova (2002-22); Hofstra (1995-01)
t49.	Billy Tubbs	641	340	.653	Lamar (2003-06); TCU (1994-02); Oklahoma (1980-94); Lamar (1976-80); Southwestern (Texas) (1971-73)
51.	Homer Drew	640	427	.600	Valparaiso (1988-11); Indiana-South Bend (1987-88); Bethel (Ind.) (1976-87);
52.	Marv Harshman	637	444	.589	Washington State (1958-71); Washington (1971-85); Pacific Lutheran (1945-58)
53.	Bob McKillop	634	383	.623	Davidson (1990-22)
54.	Hugh Durham	633	429	.596	Jacksonville (1997-05); Georgia (1978-95); Florida State (1966-78)
55.	Norm Sloan	624	393	.614	NC State (1966-80); Florida (1960-89); The Citadel (1956-60); Presbyterian (1951-55)
56.	Bruce Pearl	622	244	.718	Auburn (2015 – present); Tennessee (2006-11); Milwaukee (2002-05); Southern Indiana (1993-01)
57.	Stew Morrill	620	294	.678	Utah State (1998-15); Colorado State (1991-98); Montana (1986-91)
58.	Ben Braun	615	517	.543	Rice (2008-14); California (1996-08); Eastern Michigan (1985-96); Siena Heights (1977-85)
59.	Slats Gill	599	393	.604	Oregon State (1928-64)
60.	Tom Davis	598	355	.627	Drake (2003-07); Iowa (1986-99); Stanford (1982-86); Boston College (1977-82); Lafayette (1971-77)
61.	Abe Lemons	597	344	.634	Texas (1976-82); UTRGV (1973-76); Oklahoma City (1955-73)
62.	John Thompson	596	239	.714	Georgetown (1972-99)
63.	Guy V. Lewis	592	279	.680	Houston (1956-86)
t64.	Tony Shaver	584	389	.600	William & Mary (2004-19); Hampden-Sydney (1987-03)
	Danny Kaspar	584	302	.659	Texas State (2014-20); Stephen F. Austin (2001-13); UIW (1992-00)




2018-19
American Athletic Conference
Regular Season



2020-21
American Athletic Conference
Tournament



2021
NCAA Tournament
Final Four
Midwest Regional
Championship



2021-22
American Athletic Conference
Regular Season



2021-22
American Athletic Conference
Tournament

COACHES who LED THREE SCHOOLS to NCAA FINAL FOUR (2)

Coach	1st School	2nd School	3rd School
Rick Pitino	Providence	Kentucky	Louisville
John Calipari	UMass	Memphis	Kentucky

COACHES who LED TWO SCHOOLS to NCAA FINAL FOUR (14)

Coach	1st School	2nd School
Kelvin Sampson	Oklahoma	Houston
Forddy Anderson	Bradley	Michigan State
Gene Bartow	Memphis	UCLA
Larry Brown	UCLA	Kansas
Hugh Durham	Florida State	Georgia
Jack Gardner	Kansas State	Utah
Lou Henson	New Mexico State	Illinois
Bob Huggins	Cincinnati	West Virginia
Lon Kruger	Florida	Oklahoma
Frank McGuire	St. John's	North Carolina
Lute Olson	Iowa	Arizona
Lee Rose	Charlotte	Purdue
Eddie Sutton	Arkansas	Oklahoma State
Roy Williams	Kansas	North Carolina

COACHES who LED FIVE SCHOOLS to NCAA TOURNAMENT WINS (1)

Coach	1st School	2nd School	3rd School	4th School	5th School
Lon Kruger	Kansas State	Florida	Illinois	UNLV	Oklahoma

COACHES who LED FOUR SCHOOLS to NCAA TOURNAMENT WINS (3)

Coach	1st School	2nd School	3rd School	4th School
Steve Alford	Missouri State	Iowa	New Mexico	UCLA
Eddie Sutton	Creighton	Arkansas	Kentucky	Oklahoma State
Tubby Smith	Tulsa	Georgia	Kentucky	Minnesota

COACHES who LED THREE SCHOOLS to NCAA TOURNAMENT WINS (6)

Coach	1st School	2nd School	3rd School
Kelvin Sampson	Oklahoma	Indiana	Houston
Rick Barnes	Clemson	Texas	Tennessee
John Beilein	Richmond	West Virginia	Michigan
Lefty Driesell	Davidson	Maryland	Georgia State
Jim Harrick	Pepperdine	UCLA	Rhode Island
Rick Pitino	Providence	Kentucky	Louisville



YEARS BETWEEN FINAL FOUR APPEARANCES

Italics indicate first two Final Fours of respective head coach's career

Rk.	Yrs.	Coach	Year – School	Years – School
1.	36	Ray Meyer	1943 – DePaul	1979 – DePaul
2.	22	Lon Kruger	1994 – Florida	2016 – Oklahoma
t3.	19	Kelvin Sampson	2002 – Oklahoma	2021 – Houston
		Lou Henson	1980 – New Mexico State	1989 – Illinois
5.	18	Bob Huggins	1992 – Cincinnati	2010 – West Virginia
6.	17	Eddie Sutton	1978 – Arkansas	1995 – Oklahoma State
t7.	14	Guy V. Lewis	1968 – Houston	1982 – Houston
		Slats Gill	1949 – Oregon State	1963 – Oregon State
9.	13	Branch McCracken	1940 – Indiana	1953 – Indiana
t10.	12	John Calipari	1996 – UMass	2008 – Memphis
		Phog Allen	1940 – Kansas	1952 – Kansas
11.	11	Hugh Durham	1972 – Florida State	1983 – Georgia
t12.	10	Jim Boeheim	2003 – Syracuse	2013 – Syracuse
		Jerry Tarkanian	1977 – UNLV	1987 – UNLV
		Jack Gardner	1951 – Kansas State	1961 – Utah
t15.	9	Eddie Sutton	1995 – Oklahoma State	2004 – Oklahoma State
		Roy Williams	1993 – Kansas	2002 – Kansas
		Jim Boeheim	1987 – Syracuse	1996 – Syracuse
		Dean Smith	1982 – North Carolina	1991 – North Carolina
t19.	8	Rick Pitino	1997 – Kentucky	2005 – Louisville
		Lute Olson	1980 – Iowa	1988 – Arizona
		Adolph Rupp	1958 – Kentucky	1966 – Kentucky
		Bruce Drake	1938 – Oklahoma	1947 – Oklahoma

COACHES who LED FIVE SCHOOLS to NCAA TOURNAMENT (3)

Coach	1st School	2nd School	3rd School	4th School	5th School
Lon Kruger	Kansas State	Florida	Illinois	UNLV	Oklahoma
Rick Pitino	Boston Univ.	Providence	Kentucky	Louisville	Iona
Tubby Smith	Tulsa	Georgia	Kentucky	Minnesota	Texas Tech

COACHES who LED FOUR SCHOOLS to NCAA TOURNAMENT (12)

Coach	1st School	2nd School	3rd School	4th School
Kelvin Sampson	Washington State	Oklahoma	Indiana	Houston
Steve Alford	Missouri State	Iowa	New Mexico	UCLA
Rick Barnes	Providence	Clemson	Texas	Tennessee
John Beilein	Canisius	Richmond	West Virginia	Michigan
Lefty Driesell	Davidson	Maryland	James Madison	Georgia State
Cliff Ellis	South Alabama	Clemson	Auburn	Coastal Carolina
Larry Eustachy	Utah State	Iowa State	Southern Miss	Colorado State
Jim Harrick	Pepperdine	UCLA	Rhode Island	Georgia
Ben Howland	Northern Arizona	Pittsburgh	UCLA	Mississippi State
Fran McCaffery	Lehigh	UNC Greensboro	Siena	Iowa
Tom Penders	Rhode Island	Texas	George Washington	Houston
Eddie Sutton	Creighton	Arkansas	Kentucky	Oklahoma State

MOST VICTORIES
among ACTIVE NCAA DIVISION I COACHES
through games of Dec. 11, 2022

Rk.	Wins	Coach	School(s)	Years
1.	1,004	Jim Boeheim	Syracuse	1977 –
2.	924	Bob Huggins	Walsh, Akron, Cincinnati, Kansas State, West Virginia	1981 –
3.	822	Cliff Ellis	South Alabama, Clemson, Auburn, Coastal Carolina	1976 –
4.	775	John Calipari	UMass, Memphis, Kentucky	1989 –
5.	772	Bill Self	Tulsa, Illinois, Kansas	1999 –
6.	763	Rick Barnes	George Mason, Providence, Clemson, Texas, Tennessee	1988 –
7.	715	Dana Altman	Marshall, Kansas State, Creighton, Oregon	1990 –
8.	708	Kelvin Sampson	Montana Tech, Washington State, Oklahoma, Indiana, Houston	1982 –
9.	706	Jim Larranaga	American International, Bowling Green, George Mason, Miami (Fla.)	1978 –
10.	690	Rick Pitino	Iona, Louisville, Kentucky, Providence, Boston, Hawai'i	1975 –
11.	674	Tom Izzo	Michigan State	1996 –
12.	665	Mark Few	Gonzaga	2000 –
13.	664	Greg Kampe	Oakland	1985 –
14.	643	Steve Alford	Manchester, Missouri State, Iowa New Mexico, UCLA, Nevada	1992 –
15.	622	Bruce Pearl	Southern Indiana, Auburn, Milwaukee, Tennessee	1993 –
16.	598	Leonard Hamilton	Oklahoma State, Miami (Fla.), Florida State	1987 –
17.	585	Fran Dunphy	Penn, Temple, La Salle	1990 –
18.	578	Mike Brey	Delaware, Notre Dame	1996 –
19.	562	Greg McDermott	Wayne State (Neb.), UNI, Iowa State, Creighton	1994 –
20.	546	Scott Nagy	South Dakota State, Wright State	1995 –
21.	545	Jeff Jones	Virginia, American, Old Dominion	1990 –

MOST NCAA DIVISION I 20-WIN SEASONS
among ACTIVE COACHES
through games of Dec. 11, 2022

Rk.	No.	Coach	School(s)	Years
1.	34	Jim Boeheim	Syracuse	1977 –
2.	28	Bob Huggins	Walsh, Akron, Cincinnati, Kansas State, West Virginia	1981 –
3.	26	John Calipari	UMass, Memphis, Kentucky	1989 –
4.	25	Bill Self	Tulsa, Illinois, Kansas	1999 –
5.	24	Dana Altman	Marshall, Kansas State, Creighton, Oregon	1990 –
6.	23	Mark Few	Gonzaga	2000 –
t7.	22	Kelvin Sampson	Montana Tech, Washington State, Oklahoma, Indiana, Houston	1982 –
t7.	22	Rick Barnes	George Mason, Providence, Clemson, Texas, Tennessee	1988 –
t7.	22	Rick Pitino	Iona, Louisville, Kentucky, Providence, Boston, Hawai'i	1975 –
10.	21	Tom Izzo	Michigan State	1996 –
11.	19	Mike Brey	Delaware, Notre Dame	1996 –
12.	18	Fran Dunphy	Penn, Temple, La Salle	1990 –



MOST GAMES
among ACTIVE NCAA DIVISION I COACHES
through games of Dec. 11, 2022

Rk.	No.	Coach	School(s)	Years
1.	1,434	Jim Boeheim	Syracuse	1977 –
2.	1,366	Cliff Ellis	South Alabama, Clemson, Auburn, Coastal Carolina	1976 –
3.	1,325	Bob Huggins	Walsh, Akron, Cincinnati, Kansas State, West Virginia	1981 –
4.	1,182	Jim Larranaga	American International, Bowling Green, George Mason, Miami (Fla.)	1978 –
5.	1,179	Greg Kampe	Oakland	1985 –
6.	1,158	Rick Barnes	George Mason, Providence, Clemson, Tennessee	1988 –
7.	1,088	Dana Altman	Marshall, Kansas State, Creighton, Oregon	1990 –
8.	1,058	Leonard Hamilton	Oklahoma State, Miami (Fla.), Florida State	1987 –
9.	1,049	Kelvin Sampson	Montana Tech, Washington State, Oklahoma, Indiana, Houston	1982 –
10.	1,016	John Calapari	UMass, Memphis, Kentucky	1989 –
11.	1,002	Bill Self	Tulsa, Illinois, Kansas	1999 –
12.	988	Ron Cottrell	Houston Christian	1991 –
13.	984	Steve Alford	Manchester, Missouri State, Iowa New Mexico, UCLA, Nevada	1992 –
14.	974	Rick Pitino	Iona, Louisville, Kentucky, Providence, Boston, Hawai'i	1975 –
15.	949	Jeff Jones	Virginia, American, Old Dominion	1990 –

MOST YEARS
among ACTIVE NCAA DIVISION I COACHES
totals include 2022-23 season

Rk.	Years	Coach	School(s)	Years
1.	47	Jim Boeheim	Syracuse	1977 –
2.	45	Cliff Ellis	South Alabama, Clemson, Auburn, Coastal Carolina	1976 –
3.	41	Bob Huggins	Walsh, Akron, Cincinnati, Kansas State, West Virginia	1981 –
t4.	39	Jim Larranaga	American International, Bowling Green, George Mason, Miami (Fla.)	1978 –
t4.	39	Greg Kampe	Oakland	1985 –
t6.	36	Rick Barnes	George Mason, Providence, Clemson, Texas, Tennessee	1988 –
t6.	36	Rick Pitino	Hawai'i, Boston, Providence, Kentucky, Louisville, Iona	1975 –
8.	35	Leonard Hamilton	Oklahoma State, Miami (Fla.), Florida State	1987 –
t9.	34	Kelvin Sampson	Montana Tech, Washington State, Oklahoma, Indiana, Houston	1982 –
t9.	34	Dana Altman	Marshall, Kansas State, Creighton, Oregon	1990 –

MOST NCAA DIVISION I 30-WIN SEASONS
among ACTIVE COACHES
through games of Dec. 11, 2022

Rk.	No.	Coach	School(s)	Years
1.	11	Bill Self	Oral Roberts, Tulsa, Illinois, Kansas	1994 –
2.	10	John Calipari	UMass, Memphis, Kentucky	1989 –
3.	7	Mark Few	Gonzaga	2000 –
4.	6	Jim Boeheim	Syracuse	1977 –
t5.	5	Tom Izzo	Michigan State	1996 –
t5.	4	Tony Bennett	Washington State, Virginia	2006 –
t7.	3	Kelvin Sampson	Montana Tech, Washington State, Oklahoma, Indiana, Houston	1982 –
t7.	3	Rick Barnes	George Mason, Providence, Clemson, Texas, Tennessee	1988 –
t9.	2	Steve Alford	Manchester Missouri State, Iowa, New Mexico, UCLA, Nevada	1992 –
t9.	2	Dana Altman	Marshall, Kansas State, Creighton, Oregon,	1990 –
t9.	2	Chris Beard	McMurry, Angelo State, Texas Tech, Texas	2013 –
t9.	2	Jamie Dixon	Pittsburgh, TCU	2004 –
t9.	2	Bob Huggins	Akron, Cincinnati, Kansas State, West Virginia	1990 –
t9.	2	Ben Jacobson	UNI	2006 –
t9.	2	Bruce Pearl	Southern Indiana, Milwaukee, Tennessee, Auburn	1993 –



#23 TERRANCE ARCEAUX

Guard

6-7 • 190 • Freshman-HS

Beaumont, Texas (Beaumont United HS)

Undeclared Major

 [tarceneaux23](#)  [TArceneaux21](#)

four rebounds with a pair of steals... Scored 14 points with four 3-pointers and grabbed five rebounds with a block and steal in home win over Oral Roberts during first game of Cougar Classic (11/14)... Finished with six points, five rebounds and two blocked shots in win over Texas Southern in finale of Cougar Classic (11/16)... Scored eight straight first-half points and finished with 15 points, five rebounds and three steals in road win at rv/rv Oregon (11/20)... Snared six rebounds in win over Kent State (11/26)... Scored seven points with three rebounds and blocked shot in home win over Norfolk State (11/29)... Grabbed six rebounds in home win over North Florida (12/6).

CAREER HIGHS

Points

15, at rv/rv Oregon (11/20/22)

Field Goals Made

6, at rv/rv Oregon (11/20/22)

Field Goal Attempts

11, at rv/rv Oregon (11/20/22)

3-Point Field Goals Made

3, at rv/rv Oregon (11/20/22)

3, vs. Oral Roberts (11/14/22)

3-Point Field Goal Attempts

6, vs. Oral Roberts (11/14/22)

Free Throws Made

3, vs. Oral Roberts (11/14/22)

Free Throw Attempts

6, vs. Oral Roberts (11/14/22)

Rebounds

6, vs. North Florida (12/6/22)

6, vs. Kent State (11/26/22)

Offensive Rebounds

3, at rv/rv Oregon (11/20/22)

3, vs. Texas Southern (11/16/22)

Defensive Rebounds

5, vs. North Florida (12/6/22)

Assists

1, vs. North Florida (12/6/22)

1, at rv/rv Oregon (11/20/22)

Steals

3, at rv/rv Oregon (11/20/22)

Blocked Shots

1, vs. Norfolk State (11/29/22)

1, vs. Oral Roberts (11/14/22)

Minutes Played

22:14, vs. Oral Roberts (11/14/22))

FRESHMAN (2022-23)

Made his collegiate debut in season opener against Northern Colorado.. Finished with seven points on 3-of-5 shooting from the field and grabbed

2022-23 GAME-BY-GAME STATISTICS (9-1 • 0-0 American)

Date	Opponent	GS	Min	FG-A	3FG-FGA	FT-FTA	OR-DR	Tot	PF	A	TO	Blk	Stl	Pts
11/7/22	NORTHERN COLORADO		16:56	3-5	1-3	0-0	2-2	4	0	0	1	0	2	7
11/11/22	vs. Saint Joseph's		10:40	1-5	0-3	1-2	0-3	3	2	0	0	0	0	3
11/14/22	ORAL ROBERTS		22:14	4-7	3-6	3-6	1-4	5	0	0	0	1	1	14
11/16/22	TEXAS SOUTHERN		15:18	2-5	1-4	1-1	3-2	5	0	0	0	0	1	6
11/20/22	at rv/rv Oregon		19:10	6-11	3-5	0-1	3-2	5	1	1	0	0	3	15
11/26/22	KENT STATE		17:46	0-2	0-1	0-0	0-6	6	1	1	0	0	0	0
11/29/22	NORFOLK STATE		23:43	3-8	1-4	0-0	0-3	3	2	0	1	1	0	7
12/3/22	vs. -/rv Saint Mary's (Calif.)		12:58	1-2	0-0	0-0	1-3	4	1	0	1	0	0	2
12/6/22	NORTH FLORIDA		22:10	1-6	0-2	0-0	1-5	6	0	1	1	0	1	2
12/10/22	#8/10 ALABAMA		8:11	0-1	0-1	0-0	0-1	1	0	0	1	0	0	0
12/13/22	NORTH CAROLINA A&T	---	---	---	---	---	---	---	---	---	---	---	---	---
12/17/22	at #2/2 Virginia	---	---	---	---	---	---	---	---	---	---	---	---	---
12/21/22	McNEESE	---	---	---	---	---	---	---	---	---	---	---	---	---
12/28/22	* at Tulsa	---	---	---	---	---	---	---	---	---	---	---	---	---
12/31/22	* UCF	---	---	---	---	---	---	---	---	---	---	---	---	---
1/5/23	* SMU	---	---	---	---	---	---	---	---	---	---	---	---	---
1/8/23	* at Cincinnati	---	---	---	---	---	---	---	---	---	---	---	---	---
1/11/23	* SOUTH FLORIDA	---	---	---	---	---	---	---	---	---	---	---	---	---
1/17/23	* at Tulane	---	---	---	---	---	---	---	---	---	---	---	---	---
1/22/23	* TEMPLE	---	---	---	---	---	---	---	---	---	---	---	---	---
1/25/23	* at UCF	---	---	---	---	---	---	---	---	---	---	---	---	---
1/28/23	* CINCINNATI	---	---	---	---	---	---	---	---	---	---	---	---	---
2/2/23	* at Wichita State	---	---	---	---	---	---	---	---	---	---	---	---	---
2/5/23	* at Temple	---	---	---	---	---	---	---	---	---	---	---	---	---
2/8/23	* TULSA	---	---	---	---	---	---	---	---	---	---	---	---	---
2/16/23	* at SMU	---	---	---	---	---	---	---	---	---	---	---	---	---
2/19/23	* MEMPHIS	---	---	---	---	---	---	---	---	---	---	---	---	---
2/22/23	* TULANE	---	---	---	---	---	---	---	---	---	---	---	---	---
2/25/23	* at East Carolina	---	---	---	---	---	---	---	---	---	---	---	---	---
3/2/23	* WICHITA STATE	---	---	---	---	---	---	---	---	---	---	---	---	---
3/5/23	* at Memphis	---	---	---	---	---	---	---	---	---	---	---	---	---

CAREER STATISTICS

Year	W-L	GP-GS	MP	FG-FGA	Pct	3P-A	Pct	FT-FTA	Pct	Off-Def	Reb - Avg	PF-DQ	Ast	TO	Blk	Stl	Pts - Avg
2022-23	9-1	10-0	169	21-52	.404	9-29	.310	5-10	.500	11-31	42 - 4.2	7-0	3	5	2	8	56 - 5.6
Totals	9-1	10-0	169	21-52	.404	9-29	.310	5-10	.500	11-31	42 - 4.2	7-0	3	5	2	8	56 - 5.6



#4 DARIUS BOWSER

Center

6-9 • 250 • c-Graduate-TR

Gaffney, S.C. (Gaffney HS)

'22 graduate – Charleston Southern

Graduate school – Human Resource Development

 [dariusbowser](#)

CAREER HIGHS

Points

14, at USC Upstate (1/22/22)

None

Field Goals Made

5, at Presbyterian (2/22/21)

5, at Campbell (1/30/21)

None

Field Goal Attempts

7, at Campbell (1/30/21)

None

3-Point Field Goals Made

None

3-Point Field Goal Attempts

1, at High Point (2/11/21)

1, at Florida (11/9/18)

None

Free Throws Made

8, at USC Upstate (1/12/22)

None

Free Throw Attempts

10, at USC Upstate (1/12/22)

None

Rebounds

9, vs. Longwood (2/19/21)

9, vs. Delaware State (11/24/19)

None

Offensive Rebounds

6, vs. Winthrop (1/15/22)

6, vs. Trinity Baptist (11/19/18)

None

Defensive Rebounds

7, vs. Longwood (2/19/21)

7, vs. Delaware State (11/24/19)

None

Assists

3, at Gardner-Webb (1/25/21)

3, at Gardner-Webb (1/23/20)

None

Steals

1, done 17 times; Most recently

at Presbyterian (2/23/22)

None

Blocked Shots

3, done three times; Most recently

vs. Hampton (1/29/22)

None

Minutes Played

31, at Presbyterian (2/22/21)

3:36, vs. Texas Southern (11/16/22)

Accomplished at Charleston Southern

SUPER SENIOR (2022-23)

Made his Houston debut in home win over Texas Southern in finale of Cougar Classic inside the Fertitta Center (11/16).

2022-23 GAME-BY-GAME STATISTICS (1-0 • 0-0 American)

Date	Opponent	GS	Min	FG-A	3FG-FGA	FT-FTA	OR-DR	Tot	PF	A	TO	Blk	Stl	Pts
11/7/22	NORTHERN COLORADO			DNP – Coach's Decision										
11/11/22	vs. Saint Joseph's			DNP – Coach's Decision										
11/14/22	ORAL ROBERTS			DNP – Coach's Decision										
11/16/22	TEXAS SOUTHERN		3:36	0-0	0-0	0-0	0-0	0	0	0	0	0	0	0
11/20/22	at Oregon			DNP – Coach's Decision										
11/26/22	KENT STATE			DNP – Injury										
11/29/22	NORFOLK STATE			DNP – Injury										
12/3/22	vs. –/rv Saint Mary's (Calif.)			DNP – Injury										
12/6/22	NORTH FLORIDA			DNP – Injury										
12/10/22	#8/10 ALABAMA			DNP – Injury										
12/13/22	NORTH CAROLINA A&T	--	--	--	--	--	--	--	--	--	--	--	--	--
12/17/22	at #2/2 Virginia	--	--	--	--	--	--	--	--	--	--	--	--	--
12/21/22	McNEESE	--	--	--	--	--	--	--	--	--	--	--	--	--
12/28/22	* at Tulsa	--	--	--	--	--	--	--	--	--	--	--	--	--
12/31/22	* UCF	--	--	--	--	--	--	--	--	--	--	--	--	--
1/5/23	* SMU	--	--	--	--	--	--	--	--	--	--	--	--	--
1/8/23	* at Cincinnati	--	--	--	--	--	--	--	--	--	--	--	--	--
1/11/23	* SOUTH FLORIDA	--	--	--	--	--	--	--	--	--	--	--	--	--
1/17/23	* at Tulane	--	--	--	--	--	--	--	--	--	--	--	--	--
1/22/23	* TEMPLE	--	--	--	--	--	--	--	--	--	--	--	--	--
1/25/23	* at UCF	--	--	--	--	--	--	--	--	--	--	--	--	--
1/28/23	* CINCINNATI	--	--	--	--	--	--	--	--	--	--	--	--	--
2/2/23	* at Wichita State	--	--	--	--	--	--	--	--	--	--	--	--	--
2/5/23	* at Temple	--	--	--	--	--	--	--	--	--	--	--	--	--
2/8/23	* TULSA	--	--	--	--	--	--	--	--	--	--	--	--	--
2/16/23	* at SMU	--	--	--	--	--	--	--	--	--	--	--	--	--
2/19/23	* MEMPHIS	--	--	--	--	--	--	--	--	--	--	--	--	--
2/22/23	* TULANE	--	--	--	--	--	--	--	--	--	--	--	--	--
2/25/23	* at East Carolina	--	--	--	--	--	--	--	--	--	--	--	--	--
3/2/23	* WICHITA STATE	--	--	--	--	--	--	--	--	--	--	--	--	--
3/5/23	* at Memphis	--	--	--	--	--	--	--	--	--	--	--	--	--

CAREER STATISTICS

Year	W-L	GP-GS	MP	FG-FGA	Pct	3P-A	Pct	FT-FTA	Pct	Off-Def	Reb – Avg	PF-DQ	Ast	TO	Blk	Stl	Pts – Avg
2018-19 (at CSU)	15-15	30-10	323	29-48	.604	0-1	.000	5-14	.357	30-27	57 – 1.9	43-0	6	16	11	3	63 – 2.1
2019-20 (at CSU)	12-17	29-8	446	34-60	.567	0-0	.000	19-27	.704	33-56	89 – 3.1	54-0	12	25	2	0	87 – 3.0
2020-21 (at CSU)	3-16	19-11	319	27-47	.574	0-1	.000	25-37	.676	28-34	62 – 3.3	55-2	4	15	9	5	79 – 4.2
2021-22 (at CSU)	6-23	29-23	525	53-91	.582	0-0	.000	40-55	.727	43-40	83 – 2.9	46-0	14	27	21	9	146 – 5.0
2022-23	1-0	1-0	4	0-0	.000	0-0	.000	0-0	.000	0-0	0 – 0.0	0-0	0	0	0	0	0 – 0.0
UH Totals	1-0	1-0	4	0-0	.000	0-0	.000	0-0	.000	0-0	0 – 0.0	0-0	0	0	0	0	0 – 0.0
CSU Totals	36-71	107-52	1,613	143-246	.581	0-2	.000	89-136	.654	134-157	291 – 2.7	198 – 2	36	83	43	17	375 – 3.5
Totals	37-71	108-52	1,617	143-246	.581	0-2	.000	89-133	.669	134-157	291 – 2.7	198-2	36	83	43	17	375 – 3.5

BOWSER'S 2021-22 GAME-BY-GAME at CHARLESTON SOUTHERN (6-23 - 1-15 Big South)

Opponent	GS	Min	FG-A	3FG-A	FT-A	O-D-T	PF	A	TO	Blk	Stl	Pts
JOHNSON & WALES *	11	1-3	0-0	2-4	3-1-4	0 1 0	0 1 0	0 1 0	0 1 0	0 1 0	0 1 0	4
at Mississippi	21	2-2	0-0	1-2	1-2-3	2 0 0	1 0 1	0 1 0	0 1 0	0 1 0	0 1 0	5
at Wake Forest	18	4-5	0-0	0-1	2-3-5	1 0 1	0 1 0	1 0 1	0 1 0	0 1 0	0 1 0	8
BOB JONES *	8	2-2	0-0	0-0	1-0-1	1 0 1	1 0 1	1 1 1	1 1 1	1 1 1	1 1 1	4
at Georgia Tech	21	3-4	0-0	4-4	0-1-1	2 1 0	1 0 0	0 0 0	0 0 0	0 0 0	0 0 0	10
at Clemson	17	1-3	0-0	2-2	3-2-5	1 0 1	0 1 0	0 0 0	0 0 0	0 0 0	0 0 0	4
at Kennesaw State		DNP										
JACKSONVILLE		DNP										
at Tarleton State	13	1-1	0-0	2-3	0-1-1	4 0 1	0 1 0	0 0 0	0 0 0	0 0 0	0 0 0	4
TENNESSEE STATE *	20	3-3	0-0	2-2	2-0-2	0 0 0	0 0 0	1 0 1	0 0 1	0 0 0	0 0 0	8
vs. Manhattan	20	3-4	0-0	1-2	2-2-4	4 0 1	0 1 0	0 0 0	0 0 0	0 0 0	0 0 0	7
vs. South Carolina St.	12	0-0	0-0	0-0	0-2-2	3 0 1	1 1 0	0 0 0	0 0 0	0 0 0	0 0 0	0
* GARDNER-WEBB *	18	1-1	0-0	0-1	2-1-3	2 1 0	1 0 1	0 1 0	0 0 2	0 0 0	0 0 0	2
* at UNC Asheville	18	2-5	0-0	2-2	1-1-2	2 0 0	0 1 0	1 0 0	0 1 0	0 0 0	0 0 0	6
* at Campbell	24	2-3	0-0	2-2	0-3-3	0 2 4	1 1 1	1 1 1	1 1 1	1 1 1	1 1 1	6
* WINTHROP *	23	1-5	0-0	4-4	6-2-8	0 0 0	0 0 0	0 0 0	0 0 0	0 0 0	0 0 0	6
* HIGH POINT *	21	2-3	0-0	0-0	1-1-2	1 1 3	3 3 0	0 4	0 0	0 0	0 0	4
* at USC Upstate	20	3-6	0-0	8-10	5-2-7	0 1 0	0 0 1	1 1 1	1 1 1	1 1 1	1 1 1	14
* PRESBYTERIAN *	24	3-5	0-0	1-1	3-1-4	2 0 1	1 0 1	1 0 1	0 0 0	0 0 0	0 0 0	7
* HAMPTON *	23	1-6	0-0	0-0	2-0-2	2 2 0	2 0 3	0 0 2	0 0 0	0 0 0	0 0 0	2
* at Radford	25	0-2	0-0	1-2	1-4-5	3 0 4	1 0 1	0 0 1	0 0 1	0 0 1	0 0 1	1
* LONGWOOD *	19	3-3	0-0	0-0	1-0-1	1 0 0	0 0 0	0 0 0	0 0 0	0 0 0	0 0 0	6
TOCCOA FALLS *	15	3-3	0-0	2-4	0-1-1	0 1 0	1 0 2	0 0 0	0 0 0	0 0 0	0 0 0	8
* at North Carolina A&T	18	3-4	0-0	0-1	2-1-3	1 1 1	0 1 0	1 0 1	0 1 0	0 1 0	0 1 0	6
* at Gardner-Webb	15	2-3	0-0	2-2	1-0-1	2 0 2	0 0 0	0 0 0	0 0 0	0 0 0	0 0 0	6
* UNC ASHEVILLE	26	3-4	0-0	0-1	3-0-3	4 2 4	1 1 1	1 1 1	1 1 1	1 1 1	1 1 1	6
* USC UPSTATE *	22	1-1	0-0	0-1	0-3-3	3 0 0	2 1 2	1 1 2	1 1 2	1 1 2	1 1 2	2
* at Presbyterian	12	0-3	0-0	0-0	0-1-1	2 0 0	0 0 0	0 1 0	0 1 0	0 1 0	0 1 0	0
* at Winthrop	12	0-2	0-0	2-2	0-1-1	3 1 2	0 0 0	0 0 2	0 0 2	0 0 2	0 0 2	2
vs. UNC Asheville	12	2-3	0-0	2-2	0-0-0	1 0 0	0 0 0	0 0 0	0 0 0	0 0 0	0 0 0	6
vs. USC Upstate	18	1-2	0-0	0-0	1-4-5	0 0 0	0 1 0	1 0 2	0 1 0	0 1 0	0 1 0	2

BOWSER'S 2019-20 GAME-BY-GAME at CHARLESTON SOUTHERN (12-17 - 7-11 Big South)

Opponent	GS	Min	FG-A	3FG-A	FT-A	O-D-T	PF	A	TO	Blk	Stl	Pts
COLUMBIA INT'L *	11	1-2	0-0	2-4	2-2-4	1 1 0	0 0 0	0 0 0	0 0 0	0 0 0	0 0 0	4
at North Carolina A&T	14	0-1	0-0	0-0	1-1-2	3 0 1	0 0 0	0 0 0	0 0 0	0 0 0	0 0 0	0
FURMAN	11	2-3	0-0	1-2	1-1-2	2 0 1	0 0 0	0 0 0	0 0 0	0 0 0	0 0 0	5
at Dayton		DNP										
at Michigan State	19	2-3	0-0	1-1	2-1-3	3 0 0	0 0 0	0 0 0	0 0 0	0 0 0	0 0 0	5
vs. Southern Utah	22	2-5	0-0	0-0	0-2-2	3 0 1	1 1 0	0 0 0	0 0 0	0 0 0	0 0 0	4
vs. Delaware State	19	1-2	0-0	0-0	2-7-9	0 0 1	0 0 0	0 0 2	0 0 2	0 0 2	0 0 2	2
at Missouri	16	1-3	0-0	0-1	3-1-4	3 0 1	0 1 0	0 0 0	0 0 0	0 0 0	0 0 0	2
NORTH CAROLINA CENTRAL *	17	1-2	0-0	2-2	2-2-4	1 0 0	0 0 0	0 0 0	0 0 0	0 0 0	0 0 0	4
at James Madison	7	0-0	0-0	0-0	0-1-1	2 0 1	0 0 0	0 0 0	0 0 0	0 0 0	0 0 0	0
at Eastern Kentucky		DNP										
PIEDMONT INT'L		DNP										
* USC UPSTATE	8	1-1	0-0	0-0	1-2-3	1 0 1	0 0 0	0 0 0	0 0 0	0 0 0	0 0 0	2
* at Hampton	4	0-1	0-0	0-0	0-0-0	4 0 2	0 0 0	0 0 0	0 0 0	0 0 0	0 0 0	0
* LONGWOOD	10	1-1	0-0	4-4	1-1-2	2 0 0	0 0 0	0 0 0	0 0 0	0 0 0	0 0 0	6
* UNC ASHEVILLE	12	3-4	0-0	0-0	3-3-6	1 0 0	0 0 0	0 0 0	0 0 0	0 0 0	0 0 0	6
* at Campbell	13	1-1	0-0	0-0	0-2-2	3 0 1	0 0 0	0 0 2	0 0 2	0 0 2	0 0 2	2
* at High Point	16	1-3	0-0	0-0	0-3-3	3 0 1	0 0 0	0 0 2	0 0 2	0 0 2	0 0 2	2
* PRESBYTERIAN	18	2-2	0-0	0-1	1-0-1	3 0 2	0 0 4	0 0 4	0 0 4	0 0 4	0 0 4	4
* at Gardner-Webb	27	3-5	0-0	0-0	3-4-7	3 3 1	0 0 0	0 0 0	0 0 0	0 0 0	0 0 0	6
* WINTHROP	10	1-2	0-0	1-2	1-0-1	0 0 1	0 0 1	0 0 1	0 0 1	0 0 1	0 0 1	3
* at Radford	17	2-2	0-0	1-1	0-2-2	2 1 0	0 0 0	0 0 0	0 0 0	0 0 0	0 0 0	5
* at Longwood	21	3-4	0-0	0-0	2-3-5	3 2 0	0 0 0	0 0 0	0 0 0	0 0 0	0 0 0	6
* HAMPTON	13	2-2	0-0	0-0	2-2-4	0 0 1	0 0 1	0 0 1	0 0 1	0 0 1	0 0 1	4
* at USC Upstate	7	1-1	0-0	0-0	0-1-1	3 0 1	0 0 0	0 0 0	0 0 0	0 0 0	0 0 0	2
* HIGH POINT	14	1-2	0-0	2-2	0-2-2	0 0 1	1 0 1	0 0 0	0 0 0	0 0 0	0 0 0	4
* at UNC Asheville	10	0-0	0-0	0-0	1-0-1	1 0 1	0 0 0	0 0 0	0 0 0	0 0 0	0 0 0	0
* CAMPBELL	18	0-1	0-0	2-2	0-2-2	1 0 2	0 0 0	0 0 0	0 0 0	0 0 0	0 0 0	2
* GARDNER-WEBB	21	0-2	0-0	0-0	2-2-4	0 2 2	0 0 0	0 0 0	0 0 0	0 0 0	0 0 0	0
* at Presbyterian	23	1-2	0-0	2-2	1-5-6	3 0 0	0 0 0	0 0 0	0 0 0	0 0 0	0 0 0	4
* PRESBYTERIAN	20	1-2	0-0	1-3	2-3-5	2 1 2	0 0 3	0 0 3	0 0 3	0 0 3	0 0 3	3
* at Radford	27	0-0	0-0	0-0	0-1-1	1 2 0	0 0 0	0 0 0	0 0 0	0 0 0	0 0 0	0

BOWSER'S 2020-21 GAME-BY-GAME at CHARLESTON SOUTHERN (3-16 - 2-13 Big South)

Opponent	GS	Min	FG-A	3FG-A	FT-A	O-D-T	PF	A	TO	Blk	Stl	Pts
at NC State	9	0-0	0-0	0-0	0-0-0	1 0 0	0 1 0	0 1 0	0 1 0	0 1 0	0 1 0	0
vs. Eastern Kentucky	21	0-4	0-0	1-2	3-3-6	2 0 1	0 0 1	0 0 0	0 0 0	0 0 0	0 0 0	1
NORTH CAROLINA A&T	3	0-0	0-0	0-0	0-0-0	1 0 0	0 0 0	0 0 0	0 0 0	0 0 0	0 0 0	0
CARVER	21	2-5	0-0	4-4	2-2-4	3 1 3	0 0 0	0 0 0	0 0 0	0 0 0	0 0 0	8
* HAMPTON	8	0-0	0-0	0-0	1-1-2	3 0 1	0 0 1	0 0 0	0 0 0	0 0 0	0 0 0	0
* HAMPTON	9	0-0	0-0	1-4	3-0-3	1 0 2	1 0 1	1 0 1	1 0 1	1 0 1	1 0 1	0
* WINTHROP		DNP										
* WINTHROP		DNP										
* RADFORD	19	3-3	0-0	2-4	1-2-3	3 0 1	1 0 1	1 0 1	0 0 0	0 0 0	0 0 0	8
* RADFORD	18	0-0	0-0	2-2	1-1-2	2 0 0	0 0 0	0 0 0	0 0 0	0 0 0	0 0 0	2
* at UNC Asheville	17	2-5	0-0	2-4	2-0-2	3 0 0	0 1 1	0 1 1	0 1 1	0 1 1	0 1 1	6
* at UNC Asheville	13	1-1	0-0	0-0	1-0-1	2 0 0	0 0 0	0 1 2	0 1 2	0 1 2	0 1 2	2
* at Gardner-Webb	22	2-4	0-0	3-3	1-3-4	5 0 2	0 0 0	0 0 0	0 0			



#32 REGGIE CHANEY

Forward

6-8 • 225 • c-Senior-2L

Tulsa, Okla. (Findlay Prep [Henderson, Nev.]

Arkansas

Liberal Studies

 [reggie_chaney](#)  [_reggiechaney](#)

rebounds, including three offensive boards, and blocked a layup late to seal the win over –/rv Saint Mary’s (Calif.) at The Battleground 2K22... Totalled four points with six rebounds, including four offensive boards, in home win over North Florida (12/6/22)... Finished with eight points and seven rebounds, including four offensive, with a pair of steals in home loss to #8/10 Alabama (12/10).

CAREER HIGHS

Points

18, vs. Alcorn State (12/20/20)

Field Goals Made

7, at Providence (3/19/19)

6, vs. Temple (12/22/20)

6, vs. Alcorn State (12/20/20)

Field Goal Attempts

12, at Missouri (2/8/20)

8, vs. Temple (12/22/20)

8, vs. Alcorn State (12/20/20)

3-Point Field Goals Made

None

3-Point Field Goal Attempts

None

Free Throws Made

6, at Tulsa (1/15/22)

6, vs. Alcorn State (12/20/20)

Free Throw Attempts

9, vs. Alcorn State (12/20/20)

Rebounds

11, at Missouri (2/8/20)

11, at Alabama (2/1/20)

11, vs. Northern Kentucky (11/30/18)

7, vs. #8/10 Alabama (12/10/22)

7, vs. Cleveland State (3/19/21)

Offensive Rebounds

6, at Missouri (2/8/20)

5, vs. Wisconsin (11/23/21)

5, vs. Cleveland State (3/19/21)

Defensive Rebounds

9, Northern Kentucky (2019–20)

4, done four times; Most recently vs. Tulane (2/2/22)

Assists

4, vs. Northern Kentucky (11/30/19)

3, vs. Tulane (2/2/22)

Steals

4, done three times; Most recently vs. Texas Southern (11/19/19)

3, vs. Kent State (3/26/22)

3, vs. Rutgers (3/21/21)

Blocked Shots

7, at Providence (3/19/19)

5, vs. Tulane (2/2/22)

Minutes Played

36, at Missouri (2/8/20)

21:02, at South Florida (2/10/21)

Accomplished at Arkansas

SUPER SENIOR (2022-23)

Made his season debut in season-opening win vs. Northern Colorado... Finished with four points, three rebounds and a steal against the Bears (11/7)... Scored four points with four wins in win over Saint Joseph’s at Veterans Classic in Annapolis, Md. (11/11)... Grabbed three rebounds and posted three steals in win over Kent State (11/26)... Blocked two shots in home win over Norfolk State (11/29)... Scored eight points with four

2022-23 GAME-BY-GAME STATISTICS (9-1 • 0-0 American)

Date	Opponent	GS	Min	FG-A	3FG-FGA	FT-FTA	OR-DR	Tot	PF	A	TO	Blk	Stl	Pts
11/7/22	NORTHERN COLORADO		10:46	2-4	0-0	0-1	1-2	3	1	0	1	0	1	4
11/11/22	vs. Saint Joseph’s		13:34	2-2	0-0	0-2	1-3	4	3	0	1	1	0	4
11/14/22	ORAL ROBERTS		14:18	1-1	0-0	0-0	2-2	4	2	1	0	1	0	3
11/16/22	TEXAS SOUTHERN		6:23	0-2	0-0	0-0	0-0	0	2	0	0	0	2	0
11/20/22	at rv/rv Oregon		15:59	0-2	0-0	0-0	0-0	0	2	0	0	0	1	0
11/26/22	KENT STATE		17:47	2-4	0-0	0-0	2-1	3	1	0	4	0	3	4
11/29/22	NORFOLK STATE		10:21	1-1	0-0	0-0	1-0	1	0	0	0	2	1	2
12/3/22	vs. –/rv Saint Mary’s (Calif.)		22:59	3-3	0-0	2-2	3-1	4	1	1	0	1	1	8
12/6/22	NORTH FLORIDA		12:11	2-4	0-0	0-0	4-2	6	2	1	1	0	0	4
12/10/22	#8/10 ALABAMA		22:41	3-5	0-0	2-7	4-3	7	1	0	2	0	2	8
12/13/22	NORTH CAROLINA A&T	---	---	---	---	---	---	---	---	---	---	---	---	---
12/17/22	at #2/2 Virginia	---	---	---	---	---	---	---	---	---	---	---	---	---
12/21/22	MCNEESE	---	---	---	---	---	---	---	---	---	---	---	---	---
12/28/22	* at Tulsa	---	---	---	---	---	---	---	---	---	---	---	---	---
12/31/22	* UCF	---	---	---	---	---	---	---	---	---	---	---	---	---
1/5/23	* SMU	---	---	---	---	---	---	---	---	---	---	---	---	---
1/8/23	* at Cincinnati	---	---	---	---	---	---	---	---	---	---	---	---	---
1/11/23	* SOUTH FLORIDA	---	---	---	---	---	---	---	---	---	---	---	---	---
1/17/23	* at Tulane	---	---	---	---	---	---	---	---	---	---	---	---	---
1/22/23	* TEMPLE	---	---	---	---	---	---	---	---	---	---	---	---	---
1/25/23	* at UCF	---	---	---	---	---	---	---	---	---	---	---	---	---
1/28/23	* CINCINNATI	---	---	---	---	---	---	---	---	---	---	---	---	---
2/2/23	* at Wichita State	---	---	---	---	---	---	---	---	---	---	---	---	---
2/5/23	* at Temple	---	---	---	---	---	---	---	---	---	---	---	---	---
2/8/23	* TULSA	---	---	---	---	---	---	---	---	---	---	---	---	---
2/16/23	* at SMU	---	---	---	---	---	---	---	---	---	---	---	---	---
2/19/23	* MEMPHIS	---	---	---	---	---	---	---	---	---	---	---	---	---
2/22/23	* TULANE	---	---	---	---	---	---	---	---	---	---	---	---	---
2/25/23	* at East Carolina	---	---	---	---	---	---	---	---	---	---	---	---	---
3/2/23	* WICHITA STATE	---	---	---	---	---	---	---	---	---	---	---	---	---
3/5/23	* at Memphis	---	---	---	---	---	---	---	---	---	---	---	---	---

CAREER STATISTICS

Year	W-L	GP-GS	MP	FG-FGA	Pct	3P-A	Pct	FT-FTA	Pct	Off-Def	Reb – Avg	PF-DQ	Ast	TO	Blk	Stl	Pts – Avg
2018-19 (at Ark.)	18-16	34-2	555	83-150	.553	0-0	.000	17-33	.515	40-78	118 – 3.5	82-2	25	46	46	21	183 – 5.4
2019-20 (at Ark.)	17-12	29-7	422	49-73	.671	0-0	.000	20-38	.526	39-58	97 – 3.3	68-3	19	29	16	18	118 – 4.1
2020-21	28-4	32-13	451	55-84	.655	0-0	.000	40-55	.727	47-43	90 – 2.8	67-2	15	22	23	17	150 – 4.7
2021-22	31-6	37-10	436	44-62	.710	0-0	.000	31-49	.633	27-54	81 – 2.2	77-3	14	22	22	15	119 – 3.2
2022-23	9-1	10-0	147	16-28	.571	0-0	.000	4-12	.333	18-14	32 – 3.2	15-0	3	9	5	11	36 – 3.6
UH Totals	68-11	79-23	1,034	115-174	.661	0-0	.000	75-116	.647	92-111	203 – 2.6	159-5	32	53	50	43	305 – 3.9
Arkansas Totals	35-28	63-9	977	132-223	.592	0-0	.000	37-71	.521	79-136	215 – 3.4	150-5	44	75	62	39	301 – 4.8
Totals	103-39	142-32	2,011	247-397	.622	0-0	.000	112-187	.599	171-247	418 – 2.9	309-10	76	128	112	82	606 – 4.3

CHANEY'S 2021-22 GAME-BY-GAME (31-6 • 15-3 American)

Opponent	GS	Min	FG-A	3FG-A	FT-A	O-D-T	PF	A	TO	Blk	Stl	Pts
HOFSTRA	*	15:07	2-4	0-0	1-2	2-1-3	2	0	0	0	0	5
RICE	*	13:59	3-5	0-0	2-3	1-0-1	3	0	1	2	1	8
rv/#25 VIRGINIA	*	11:21	2-2	0-0	1-4	0-2-2	2	0	1	0	2	5
vs. Butler	*	9:38	0-1	0-0	0-0	0-0-0	4	0	1	0	0	0
vs. Wisconsin	*	19:47	3-3	0-0	1-4	0-5-5	3	0	0	0	0	7
vs. rv/#23 Oregon	*	12:53	3-4	0-0	1-1	1-4-5	0	0	0	0	1	7
NORTHWESTERN ST.	*	17:28	1-1	0-0	0-0	1-1-2	3	1	0	0	1	2
BRYANT	*	11:51	1-1	0-0	0-0	2-2-4	1	1	2	2	1	2
ALCORN STATE	*	14:54	3-4	0-0	0-0	1-2-3	2	0	0	0	1	6
at #9/9 Alabama	*	12:39	1-1	0-0	0-0	0-1-1	4	2	1	1	0	2
LOUISIANA	DNP - Injury											
vs. Oklahoma State		12:06	1-1	0-0	1-1	0-1-1	5	0	1	0	1	3
TEXAS STATE		12:17	1-1	0-0	0-0	0-1-1	0	0	0	1	0	2
* CINCINNATI	Postponed											
* at Temple		13:29	0-0	0-0	4-6	3-0-3	5	0	1	0	0	4
* at South Florida		13:53	2-2	0-0	0-1	1-4-5	2	0	0	1	0	4
* WICHITA STATE		6:06	0-0	0-0	0-0	0-1-1	1	0	0	0	0	0
* at Tulsa		16:59	2-3	0-0	6-6	1-3-4	2	1	2	2	0	10
* SOUTH FLORIDA		11:34	0-2	0-0	2-4	0-1-1	3	0	1	0	0	2
* EAST CAROLINA		7:09	4-4	0-0	1-1	0-3-3	3	1	0	0	0	9
* at UCF		9:33	1-2	0-0	0-0	0-1-1	2	1	2	0	0	2
* TULANE		16:52	0-0	0-0	0-0	2-4-6	2	3	3	5	1	0
* at Cincinnati		15:05	4-5	0-0	2-2	0-3-3	3	1	0	1	1	10
* at -/rv SMU		13:34	1-1	0-0	0-0	0-1-1	2	0	0	1	1	2
* MEMPHIS		17:16	2-3	0-0	0-0	1-1-2	3	0	1	0	0	4
* UCF		10:36	0-0	0-0	0-0	1-3-4	2	0	0	1	0	0
* at Wichita State		10:24	0-1	0-0	2-2	0-0-0	0	1	0	0	0	2
* at Tulane		11:42	1-2	0-0	0-0	0-2-2	2	0	0	0	0	2
* rv/rv SMU		4:18	0-1	0-0	0-0	1-0-1	0	0	0	0	1	0
* CINCINNATI		2:44	0-0	0-0	0-0	0-0-0	0	0	1	0	0	0
* TEMPLE		1:31	0-0	0-0	0-0	0-0-0	0	0	0	0	0	0
* at Memphis		6:11	0-0	0-0	0-0	0-0-0	0	0	1	1	0	0
vs. Cincinnati		11:01	0-0	0-0	0-0	0-1-1	3	0	0	2	1	0
vs. Tulane		10:21	2-2	0-0	1-2	1-1-2	5	1	1	0	0	5
vs. Memphis		7:42	1-2	0-0	0-0	0-0-0	2	0	0	0	0	2
vs. UAB		9:10	1-1	0-0	0-0	1-1-2	0	1	1	0	1	2
vs. #19/16 Illinois		20:12	0-0	0-0	1-2	3-3-6	4	0	0	2	1	1
vs. #2/2 Arizona		12:28	1-2	0-0	4-6	3-0-3	2	0	0	0	0	6
vs. #6/5 Villanova		12:29	1-1	0-0	1-2	1-1-2	0	0	1	0	0	3

CHANEY'S 2019-20 GAME-BY-GAME (17-12 • 7-11 SEC • at Arkansas)

Opponent	GS	Min	FG-A	3FG-A	FT-A	O-D-T	PF	A	TO	Blk	Stl	Pts
RICE	DNP											
NORTH TEXAS	DNP											
MONTANA	DNP											
TEXAS SOUTHERN	19	3-4	0-0	0-1	1-1-2	0	0	0	1	4	6	6
SOUTH DAKOTA	15	3-3	0-0	0-0	1-1-2	4	2	0	3	1	1	6
at Georgia Tech	12	0-1	0-0	0-0	1-1-2	2	0	1	1	1	0	0
NORTHERN KENTUCKY	24	3-5	0-0	0-0	2-9-11	5	5	1	0	0	0	6
AUSTIN PEAY	14	0-0	0-0	0-1	0-2-2	3	1	2	0	2	0	0
at Western Kentucky	13	0-0	0-0	0-0	2-4-6	3	1	2	3	0	0	0
TULSA	18	2-2	0-0	1-2	0-7-7	3	2	1	0	1	5	5
vs. Valparaiso	13	0-1	0-0	3-6	0-2-2	2	2	2	0	0	3	3
at Indiana	17	3-4	0-0	0-0	3-1-4	1	0	0	0	0	0	6
* TEXAS A&M	7	1-1	0-0	0-0	0-0-0	2	0	3	0	0	2	2
* at LSU	7	0-0	0-0	0-0	0-0-0	4	1	0	0	0	0	0
* at Mississippi	4	0-0	0-0	0-0	0-0-0	1	0	1	0	0	0	0
* VANDERBILT	21	6-6	0-0	2-2	2-1-3	2	2	2	0	0	14	14
* KENTUCKY	15	2-2	0-0	0-0	1-2-3	2	0	1	1	0	4	4
* at Mississippi State	17	4-5	0-0	0-0	2-0-2	2	0	0	1	1	8	8
TCU	14	3-6	0-0	0-0	1-0-1	1	0	2	0	0	6	6
* SOUTH CAROLINA	22	1-2	0-0	1-4	2-5-7	4	0	1	0	1	3	3
* at Alabama	25	2-4	0-0	4-5	5-6-11	5	0	1	2	1	8	8
* AUBURN	26	2-2	0-0	0-0	2-4-6	4	0	2	1	1	4	4
* at Missouri	36	6-12	0-0	5-7	6-5-11	5	0	0	2	2	17	17
* at Tennessee	20	4-4	0-0	2-3	4-2-6	4	2	2	0	1	10	10
* MISSISSIPPI STATE	18	1-3	0-0	2-2	2-0-2	2	0	2	0	1	4	4
* at Florida	5	0-1	0-0	0-0	0-1-1	0	0	0	0	0	0	0
* MISSOURI	5	0-0	0-0	0-2	0-0-0	0	1	0	0	0	0	0
* TENNESSEE	8	0-1	0-0	0-0	0-0-0	2	0	1	0	1	0	0
* at Georgia	2	0-1	0-0	0-0	0-0-0	0	0	0	0	0	0	0
* LSU	6	1-1	0-0	0-1	1-0-1	1	1	0	0	0	2	2
* at Texas A&M	3	0-0	0-0	0-0	0-0-0	2	0	0	0	0	0	0
vs. Vanderbilt	18	2-2	0-0	0-2	1-4-5	2	0	1	3	0	4	4

CHANEY'S 2020-21 GAME-BY-GAME (28-4 • 14-3 American)

Opponent	GS	Min	FG-A	3FG-A	FT-A	O-D-T	PF	A	TO	Blk	Stl	Pts
LAMAR		12:40	0-0	0-0	2-2	3-2-5	1	1	2	1	1	2
BOISE STATE		9:51	0-1	0-0	0-0	0-1-0	0	0	1	0	1	0
vs. #14/13 Texas Tech		1:58	0-0	0-0	0-0	0-0-0	0	0	0	0	0	0
SOUTH CAROLINA		6:13	0-2	0-0	0-0	0-0-0	2	0	1	0	0	0
SAM HOUSTON STATE	Canceled											
RICE	Canceled											
ALCORN STATE	*	20:07	6-8	0-0	6-9	2-4-6	3	1	0	2	1	18
* TEMPLE		20:55	6-8	0-0	1-3	0-3-3	4	0	1	0	0	13
* at rv/rv UCF		14:23	2-3	0-0	0-1	1-1-2	2	0	0	0	1	4
* at Tulsa		3:01	0-0	0-0	0-0	0-0-0	1	0	0	0	1	0
* at rv/rv SMU		17:06	2-5	0-0	1-2	3-1-4	3	0	2	2	0	5
* WICHITA STATE		9:05	1-2	0-0	0-0	1-0-1	4	0	0	1	0	2
* TULANE		11:06	1-1	0-0	0-0	2-1-3	2	1	2	1	0	2
* at South Florida	Postponed											
* UCF		12:50	0-3	0-0	3-4	1-1-2	1	0	1	0	0	3
* -/rv TULSA		11:33	2-2	0-0	0-0	1-0-1	5	0	0	1	0	4
* at Temple		11:54	1-2	0-0	4-4	1-0-1	1	1	2	1	0	6
* at Tulane		20:42	3-4	0-0	2-3	2-2-4	3	1	1	0	0	8
* SMU		20:40	4-4	0-0	2-2	3-2-5	2	2	1	1	1	10
* at East Carolina		16:19	1-2	0-0	4-4	3-3-6	0	0	1	1	0	6
OUR LADY OF THE LAKE	*	16:25	3-4	0-0	0-0	1-3-4	0	2	3	1	1	6
* at South Florida		21:02	3-3	0-0	0-1	2-4-6	5	0	1	1	0	6
* MEMPHIS	Canceled											
* EAST CAROLINA	Canceled											
* at Wichita State		14:52	1-4	0-0	0-0	0-1-1	4	0	0	1	0	2
* CINCINNATI		14:13	2-3	0-0	2-2	2-1-3	4	1	0	1	0	6
rv/- WKU	*	15:30	2-3	0-0	2-2	2-0-2	3	0	0	1	1	6
* USF	*	18:12	3-3	0-0	2-2	2-1-3	2	2	0	2	1	8
* MEMPHIS		11:46	1-1	0-0	1-1	2-1-3	0	1	0	0	0	3
vs. Tulane		10:05	2-2	0-0	0-2	2-2-4	3	1	0	0	0	4
vs. Memphis		16:30	3-4	0-0	0-0	1-1-2	2	0	1	0	0	6
vs. Cincinnati		14:23	0-1	0-0	1-2	0-3-3	1	0	0	1	2	1
vs. Cleveland State		17:58	1-1	0-0	4-4	5-2-7	2	0	0	4	1	6
vs. Rutgers		12:13	0-0	0-0	0-0	0-1-1	4	0	0	0	3	0
vs. Syracuse		12:09	1-3	0-0	0-0	0-0-0	3	1	0	0	0	2
vs. Oregon State		17:47	2-2	0-0	1-3	3-2-5	0	1	1	1	0	5
#3/3 Baylor		17:28	2-3	0-0	2-2	2-0-2	0	0	0	1	0	



#20 RYAN ELVIN

Guard

6-0 • 170 • Junior-SQ

Round Rock, Texas (Cedar Ridge HS)

Sports Administration

  ryanelvin12

of Cougar Classic (11/16)... Scored five points, including a 3-pointer, and added a steal in home win over Norfolk State (11/29)... Drained both field-goal attempts on the way to five points and added a steal in home win over North Florida (12/6).

CAREER HIGHS

Points

9, vs. Our Lady of the Lake (2/6/21)

Field Goals Made

3, vs. Our Lady of the Lake (2/6/21)

Field Goal Attempts

11, vs. Our Lady of the Lake (2/6/21)

3-Point Field Goals Made

3, vs. Our Lady of the Lake (2/6/21)

3-Point Field Goal Attempts

8, vs. Our Lady of the Lake (2/6/21)

Free Throws Made

2, vs. Texas Southern (11/16/22)

Free Throw Attempts

2, vs. Texas Southern (11/16/22)

Rebounds

2, vs. Our Lady of the Lake (2/6/21)

Offensive Rebounds

1, vs. Tulane (3/12/22)

Defensive Rebounds

2, vs. Our Lady of the Lake (2/6/21)

Assists

2, vs. Our Lady of the Lake (2/6/21)

Steals

1, vs. North Florida (12/6/22)

2, vs. Norfolk State (11/29/22)

Blocked Shots

None

Minutes Played

23:30, vs. Our Lady of the Lake (2/6/21)

JUNIOR (2022-23)

Made his season debut in season-opening win vs. Northern Colorado...

Drained two free throws in home win over Texas Southern during finale

2022-23 GAME-BY-GAME STATISTICS (5-0 • 0-0 American)

Date	Opponent	GS	Min	FG-A	3FG-FGA	FT-FTA	OR-DR	Tot	PF	A	TO	Blk	Stl	Pts
11/7/22	NORTHERN COLORADO	3:34	0-0	0-0	0-0	0-0	0-0	0	0	0	0	0	0	0
11/11/22	vs. Saint Joseph's	DNP – Coach's Decision												
11/14/22	ORAL ROBERTS	3:24	0-1	0-0	0-0	0-0	0-0	0	0	0	0	0	0	0
11/16/22	TEXAS SOUTHERN	3:36	0-0	0-0	0-0	2-2	0-0	0	1	0	0	0	0	2
11/20/22	at rv/rv Oregon	DNP – Coach's Decision												
11/26/22	KENT STATE	DNP – Coach's Decision												
11/29/22	NORFOLK STATE	4:26	2-4	1-3	0-0	0-1	1	0	0	0	0	0	1	5
12/3/22	vs. -/rv Saint Mary's (Calif.)	DNP – Coach's Decision												
12/6/22	NORTH FLORIDA	2:04	2-2	1-1	0-0	0-0	0	0	0	0	0	0	1	5
12/10/22	#8/10 ALABAMA	DNP – Coach's Decision												
12/13/22	NORTH CAROLINA A&T	---	---	---	---	---	---	---	---	---	---	---	---	---
12/17/22	at #2/2 Virginia	---	---	---	---	---	---	---	---	---	---	---	---	---
12/21/22	McNEESE	---	---	---	---	---	---	---	---	---	---	---	---	---
12/28/22	* at Tulsa	---	---	---	---	---	---	---	---	---	---	---	---	---
12/31/22	* UCF	---	---	---	---	---	---	---	---	---	---	---	---	---
1/5/23	* SMU	---	---	---	---	---	---	---	---	---	---	---	---	---
1/8/23	* at Cincinnati	---	---	---	---	---	---	---	---	---	---	---	---	---
1/11/23	* SOUTH FLORIDA	---	---	---	---	---	---	---	---	---	---	---	---	---
1/17/23	* at Tulane	---	---	---	---	---	---	---	---	---	---	---	---	---
1/22/23	* TEMPLE	---	---	---	---	---	---	---	---	---	---	---	---	---
1/25/23	* at UCF	---	---	---	---	---	---	---	---	---	---	---	---	---
1/28/23	* CINCINNATI	---	---	---	---	---	---	---	---	---	---	---	---	---
2/2/23	* at Wichita State	---	---	---	---	---	---	---	---	---	---	---	---	---
2/5/23	* at Temple	---	---	---	---	---	---	---	---	---	---	---	---	---
2/8/23	* TULSA	---	---	---	---	---	---	---	---	---	---	---	---	---
2/16/23	* at SMU	---	---	---	---	---	---	---	---	---	---	---	---	---
2/19/23	* MEMPHIS	---	---	---	---	---	---	---	---	---	---	---	---	---
2/22/23	* TULANE	---	---	---	---	---	---	---	---	---	---	---	---	---
2/25/23	* at East Carolina	---	---	---	---	---	---	---	---	---	---	---	---	---
3/2/23	* WICHITA STATE	---	---	---	---	---	---	---	---	---	---	---	---	---
3/5/23	* at Memphis	---	---	---	---	---	---	---	---	---	---	---	---	---

CAREER STATISTICS

Year	W-L	GP-GS	MP	FG-FGA	Pct	3P-A	Pct	FT-FTA	Pct	Off-Def	Reb - Avg	PF-DQ	Ast	TO	Blk	Stl	Pts - Avg
2020-21	7-1	8-0	33	5-15	.333	5-12	.417	0-0	.000	0-3	3 - 0.4	2-0	2	1	0	0	15 - 1.9
2021-22	16-1	17-0	38	3-7	.429	2-6	.333	2-3	.667	1-0	1 - 0.1	4-0	1	0	0	0	10 - 0.6
2022-23	5-0	5-0	17	4-7	.571	2-4	.500	2-2	1.000	0-1	1 - 0.2	1-0	0	0	0	2	12 - 2.4
Totals	28-2	30-0	89	12-29	.414	9-22	.409	4-5	.800	1-4	5 - 0.2	7-0	3	1	0	2	37 - 1.2

ELVIN's 2021-22 GAME-BY-GAME (16-1 • 6-1 American)

Opponent	Date	GS	Min	FG-A	3FG-A	FT-A	Off-Def	Tot	PF	A	TO	Blk	Stl	Pts
HOFSTRA	11/9/21		DNP – Coach's Decision											
RICE	11/12/21		4:03	0-1	0-1	2-3	0-0	0	0	0	0	0	0	0
rv/#25 VIRGINIA	11/16/21		1:24	0-0	0-0	0-0	0-0	0	0	1	0	0	0	0
vs. Butler	11/22/21		0:36	0-0	0-0	0-0	0-0	0	0	0	0	0	0	0
vs. Wisconsin	11/23/21		DNP – Coach's Decision											
vs. rv/#23 Oregon	11/24/21		DNP – Coach's Decision											
NORTHWESTERN STATE	11/30/21		3:11	0-2	0-2	0-0	0-0	0	0	0	0	0	0	0
BRYANT	12/3/21		5:56	2-2	1-1	0-0	0-0	0	0	0	0	0	0	5
ALCORN STATE	12/6/21		2:33	0-0	0-0	0-0	0-0	0	0	0	0	0	0	0
at #9/9 Alabama	12/11/21		DNP – Coach's Decision											
LOUISIANA	12/14/21		DNP – Coach's Decision											
vs. Oklahoma State	12/18/21		DNP – Coach's Decision											
TEXAS STATE	12/22/21		5:58	0-0	0-0	0-0	0-0	0	2	0	0	0	0	0
* CINCINNATI	12/28/21		Postponed											
* at Temple	1/2/22		DNP – Coach's Decision											
* at South Florida	1/5/22		00:52	0-0	0-0	0-0	0-0	0	0	0	0	0	0	0
* WICHITA STATE	1/8/22		DNP – Coach's Decision											
* at Tulsa	1/15/22		DNP – Coach's Decision											
* SOUTH FLORIDA	1/18/22		2:13	0-0	0-0	0-0	0-0	0	0	0	0	0	0	0
* EAST CAROLINA	1/22/22		3:14	0-0	0-0	0-0	0-0	0	0	0	0	0	0	0
* at UCF	1/29/22		DNP – Coach's Decision											
* TULANE	2/2/22		DNP – Coach's Decision											
* at Cincinnati	2/6/22		2:11	0-0	0-0	0-0	0-0	0	0	0	0	0	0	0
* at SMU	2/9/22		DNP – Coach's Decision											
* MEMPHIS	2/12/22		DNP – Coach's Decision											
* UCF	2/17/22		DNP – Coach's Decision											
* at Wichita State	2/20/22		DNP – Coach's Decision											
* at Tulane	2/23/22		DNP – Coach's Decision											
* rv/rv SMU	2/27/22		1:40	0-0	0-0	0-0	0-0	0	1	0	0	0	0	0
* CINCINNATI	3/1/22		DNP – Coach's Decision											
* TEMPLE	3/3/22		1:14	1-1	1-1	0-0	0-0	0	0	0	0	0	0	3
* at Memphis	3/6/22		0:19	0-0	0-0	0-0	0-0	0	0	0	0	0	0	0
vs. Cincinnati	3/11/22		0:40	0-0	0-0	0-0	0-0	0	0	0	0	0	0	0
vs. Tulane	3/12/22		1:41	0-1	0-1	0-0	1-0	1	1	0	0	0	0	0
vs. Memphis	3/13/22		DNP – Coach's Decision											
vs. UAB	3/18/22		0:41	0-0	0-0	0-0	0-0	0	0	0	0	0	0	0
vs. #19/16 Illinois	3/20/22		DNP – Coach's Decision											
vs. #2/2 Arizona	3/24/22		DNP – Coach's Decision											
vs. #6/5 Villanova	3/26/22		DNP – Coach's Decision											

ELVIN's 2020-21 GAME-BY-GAME (7-1 • 3-0 American)

Opponent	Date	GS	Min	FG-A	3FG-A	FT-A	Off-Def	Tot	PF	A	TO	Blk	Stl	Pts
LAMAR	11/25/20		DNP – Coach's decision											
BOISE STATE	11/27/20		DNP – Coach's decision											
vs. #14/13 Texas Tech	11/29/20		DNP – Coach's decision											
SOUTH CAROLINA	12/5/20		DNP – Coach's decision											
SAM HOUSTON STATE	12/9/20		Canceled											
RICE	12/12/20		Canceled											
ALCORN STATE	12/20/20		DNP – Unavailable											
* TEMPLE	12/22/20		1:08	0-0	0-0	0-0	0-1	1	0	0	0	0	0	0
* at rv/rv UCF	12/26/20		DNP – Coach's decision											
* at Tulsa	12/29/20		DNP – Coach's decision											
* at rv/rv SMU	1/3/21		DNP – Coach's decision											
* WICHITA STATE	1/6/21		DNP – Coach's decision											
* TULANE	1/9/21		DNP – Coach's decision											
* at South Florida	1/14/21		PPD											
* UCF	1/17/21		DNP – Coach's decision											
* –/rv TULSA	1/20/21		1:02	0-1	0-1	0-0	0-0	0	0	0	0	0	0	0
* at Temple	1/23/21		DNP – Coach's decision											
* at Tulane	1/28/21		DNP – Coach's decision											
* SMU	1/31/21		DNP – Coach's decision											
* at ECU	2/3/21		DNP – Coach's decision											
OUR LADY of the LAKE	2/6/21		23:30	3-11	3-8	0-0	0-2	2	1	2	1	0	0	9
* at USF	2/10/21		DNP – Coach's decision											
* MEMPHIS	2/14/21		Canceled											
* EAST CAROLINA	2/17/21		Canceled											
* at Wichita State	2/18/21		DNP – Coach's decision											
* CINCINNATI	2/21/21		2:19	1-1	1-1	0-0	0-0	0	0	0	0	0	0	3
rv/– WKU	2/25/21		DNP – Coach's decision											
* SOUTH FLORIDA	2/28/21		DNP – Coach's decision											
* MEMPHIS	3/7/21		DNP – Coach's decision											
vs. Tulane	3/12/21		1:12	0-1	0-1	0-0	0-0	0	0	0	0	0	0	0
vs. Memphis	3/13/21		DNP – Coach's decision											
vs. Cincinnati	3/14/21		2:37	1-1	1-1	0-0	0-0	1	0	0	0	0	0	3
vs. Cleveland State	3/19/21		1:14	0-0	0-0	0-0	0-0	0	0	0	0	0	0	0
vs. Rutgers	3/21/21		DNP – Coach's decision											
vs. Syracuse	3/27/21		DNP – Coach's decision											
vs. Oregon State	3/29/21		DNP – Coach's decision											
vs. #3/3 Baylor	4/3/21		0:51	0-0	0-0	0-0	0-0	0	0	0	0	0	0	0



#5 Ja'VIER FRANCIS

Forward

6-8 • 235 • Sophomore-1L

New Orleans, La. (Montverde Academy [Fla.])

Undeclared Major

 lahjay11  theJayfrancis10

points on 3-of-5 shooting and grabbed six rebounds with a pair of blocked shots in home win over Texas Southern during finale of Cougar Classic (11/16)... Grabbed four rebounds, including three offensive, in home win over Kent State (11/26)... Totaled 11 points on 5-of-5 shooting with eight rebounds, including four offensive boards, and blocked a game-high three shots in home win over Norfolk State (11/29)... Scored 14 points on 7-of-9 shooting and grabbed four rebounds with four blocked shots and a steal in home win over North Florida (12/6).

CAREER HIGHS

Points

14, vs. North Florida (12/6/22)

Field Goals Made

7, vs. North Florida (12/6/22)

Field Goal Attempts

9, vs. North Florida (12/6/22)

3-Point Field Goals Made

None

3-Point Field Goal Attempts

None

Free Throws Made

2, vs. East Carolina (1/22/22)

Free Throw Attempts

5, vs. East Carolina (1/22/22)

Rebounds

11, vs. Oral Roberts (11/14/22)

Offensive Rebounds

4, vs. Norfolk State (11/29/22)

4, vs. Oral Roberts (11/14/22)

Defensive Rebounds

7, vs. Oral Roberts (11/14/22)

Assists

None

Steals

2, vs. Norfolk State (11/29/22)

2, vs. Oral Roberts (11/14/22)

Blocked Shots

4, vs. North Florida (12/6/22)

4, vs. East Carolina (1/22/22)

Minutes Played

19:08, vs. North Florida (12/6/22)

SOPHOMORE (2022-23)

Made his season debut in season-opening win vs. Northern Colorado... Finished with two points and three rebounds and added three blocked shots in win against the Bears (11/7)... Posted three blocked shots in second straight game in win over Saint Joseph's at Veterans Classic in Annapolis, Md. (11/11)... Scored 11 points on 5-of-7 shooting and led all players with 11 rebounds, including four offensive boards, in home win over Oral Roberts during Cougar Classic (11/14)... Finished with seven

2022-23 GAME-BY-GAME STATISTICS (9-1 • 0-0 American)

Date	Opponent	GS	Min	FG-A	3FG-FGA	FT-FTA	OR-DR	Tot	PF	A	TO	Blk	Stl	Pts
11/7/22	NORTHERN COLORADO	15:28	1-4	0-0	0-0	0-0	1-2	3	4	0	0	3	0	2
11/11/22	vs. Saint Joseph's	5:42	0-0	0-0	0-0	0-0	0-0	0	1	0	0	3	0	0
11/14/22	ORAL ROBERTS	16:32	5-7	0-0	0-0	1-4	4-7	11	4	0	0	2	2	11
11/16/22	TEXAS SOUTHERN	15:06	3-5	0-0	0-0	1-2	3-3	6	1	0	1	2	0	7
11/20/22	at rv/rv Oregon	7:17	0-1	0-0	0-0	0-0	0-0	0	1	0	0	0	0	0
11/26/22	KENT STATE	7:52	1-1	0-0	0-0	1-2	3-1	4	1	0	2	0	0	3
11/29/22	NORFOLK STATE	16:30	5-5	0-0	0-0	1-2	4-4	8	0	0	1	3	2	11
12/3/22	vs. -/rv Saint Mary's (Calif.)	2:16	0-0	0-0	0-0	0-0	0-0	0	1	0	0	1	0	0
12/6/22	NORTH FLORIDA	19:08	7-9	0-0	0-0	0-0	2-2	4	2	0	2	4	1	14
12/10/22	#8/10 ALABAMA	1:51	1-2	0-0	0-0	0-0	0-0	0	2	0	0	0	0	2
12/13/22	NORTH CAROLINA A&T	---	---	---	---	---	---	---	---	---	---	---	---	---
12/17/22	at #2/2 Virginia	---	---	---	---	---	---	---	---	---	---	---	---	---
12/21/22	McNEESE	---	---	---	---	---	---	---	---	---	---	---	---	---
12/28/22	* at Tulsa	---	---	---	---	---	---	---	---	---	---	---	---	---
12/31/22	* UCF	---	---	---	---	---	---	---	---	---	---	---	---	---
1/5/23	* SMU	---	---	---	---	---	---	---	---	---	---	---	---	---
1/8/23	* at Cincinnati	---	---	---	---	---	---	---	---	---	---	---	---	---
1/11/23	* SOUTH FLORIDA	---	---	---	---	---	---	---	---	---	---	---	---	---
1/11/23	* at Tulane	---	---	---	---	---	---	---	---	---	---	---	---	---
1/22/23	* TEMPLE	---	---	---	---	---	---	---	---	---	---	---	---	---
1/25/23	* at UCF	---	---	---	---	---	---	---	---	---	---	---	---	---
1/28/23	* CINCINNATI	---	---	---	---	---	---	---	---	---	---	---	---	---
2/2/23	* at Wichita State	---	---	---	---	---	---	---	---	---	---	---	---	---
2/5/23	* at Temple	---	---	---	---	---	---	---	---	---	---	---	---	---
2/8/23	* TULSA	---	---	---	---	---	---	---	---	---	---	---	---	---
2/16/23	* at SMU	---	---	---	---	---	---	---	---	---	---	---	---	---
2/19/23	* MEMPHIS	---	---	---	---	---	---	---	---	---	---	---	---	---
2/22/23	* TULANE	---	---	---	---	---	---	---	---	---	---	---	---	---
2/25/23	* at East Carolina	---	---	---	---	---	---	---	---	---	---	---	---	---
3/2/23	* WICHITA STATE	---	---	---	---	---	---	---	---	---	---	---	---	---
3/5/23	* at Memphis	---	---	---	---	---	---	---	---	---	---	---	---	---

CAREER STATISTICS

Year	W-L	GP-GS	MP	FG-FGA	Pct	3P-A	Pct	FT-FTA	Pct	Off-Def	Reb - Avg	PF-DQ	Ast	TO	Blk	Stl	Pts - Avg
2021-22	17-1	18-0	73	9-14	.643	0-0	.000	3-9	.333	5-11	16 - 0.9	5-0	0	6	11	1	21 - 1.2
2022-23	9-1	10-0	108	23-34	.676	0-0	.000	4-10	.400	17-19	36 - 3.6	17-0	0	6	18	5	50 - 5.0
Totals	26-2	28-0	181	32-48	.667	0-0	.000	7-19	.368	22-30	52 - 1.9	22-0	0	12	29	6	71 - 2.5

FRANCIS' 2021-22 GAME-BY-GAME (17-1 - 7-1 American)

Opponent	Date	GS	Min	FG-A	3FG-A	FT-A	Off-Def	Tot	PF	A	TO	Blk	Stl	Pts
HOFFSTRA	11/9/21		DNP – Coach's Decision											
RICE	11/12/21		10:03	0-1	0-0	0-1	1-2	3	0	0	1	1	0	0
rv/#25 VIRGINIA	11/16/21		1:24	0-0	0-0	0-0	0-0	0	0	0	0	0	0	0
vs. Butler	11/22/21		3:20	0-1	0-0	0-0	0-0	0	0	0	0	0	0	0
vs. Wisconsin	11/23/21		DNP – Coach's Decision											
vs. rv/#23 Oregon	11/24/21		5:44	2-2	0-0	0-0	0-1	1	0	0	0	1	0	4
NORTHWESTERN STATE	11/30/21		10:03	1-1	0-0	0-0	1-3	4	1	0	1	1	0	2
BRYANT	12/3/21		DNP – Injury											
ALCORN STATE	12/6/21		5:10	1-1	0-0	0-0	1-0	1	0	0	0	1	0	2
at #9/9 Alabama	12/11/21		DNP – Coach's Decision											
LOUISIANA	12/14/21		DNP – Coach's Decision											
vs. Oklahoma State	12/18/21		DNP – Coach's Decision											
TEXAS STATE	12/22/21		5:58	2-3	0-0	0-1	0-0	0	0	0	1	1	1	4
* CINCINNATI	12/28/21		Postponed											
* at Temple	1/2/22		DNP – Coach's Decision											
* at South Florida	1/5/22		00:52	0-0	0-0	0-0	0-0	0	0	0	0	0	0	0
* WICHITA STATE	1/8/22		DNP – Coach's Decision											
* at Tulsa	1/15/22		DNP – Coach's Decision											
* SOUTH FLORIDA	1/18/22		3:04	1-1	0-0	0-0	0-1	1	0	0	1	1	0	2
* EAST CAROLINA	1/22/22		10:31	0-1	0-0	2-5	2-0	2	2	0	1	4	0	2
* at UCF	1/29/22		DNP – Coach's Decision											
* TULANE	2/2/22		DNP – Coach's Decision											
* at Cincinnati	2/6/22		2:11	0-0	0-0	0-0	0-1	1	0	0	0	0	0	0
* at SMU	2/9/22		DNP – Coach's Decision											
* MEMPHIS	2/12/22		DNP – Coach's Decision											
* UCF	2/17/22		DNP – Coach's Decision											
* at Wichita State	2/20/22		DNP – Coach's Decision											
* at Tulane	2/23/22		1:02	2-2	0-0	0-0	0-1	1	0	0	0	0	0	4
* rv/rv SMU	2/27/22		1:40	0-0	0-0	0-0	0-0	0	1	0	1	0	0	0
* CINCINNATI	3/1/22		DNP – Coach's Decision											
* TEMPLE	3/3/22		1:53	0-0	0-0	0-0	0-0	0	1	0	0	1	0	0
* at Memphis	3/6/22		4:20	0-1	0-0	0-0	0-1	1	0	0	0	0	0	0
vs. Cincinnati	3/11/22		0:40	0-0	0-0	0-0	0-1	1	0	0	0	0	0	0
vs. Tulane	3/12/22		4:34	0-0	0-0	1-2	0-0	0	0	0	0	0	0	1
vs. Memphis	3/13/22		DNP – Coach's Decision											
vs. UAB	3/18/22		0:41	0-0	0-0	0-0	0-0	0	0	0	0	0	0	0
vs. #19/16 Illinois	3/20/22		DNP – Coach's Decision											
vs. #2/2 Arizona	3/24/22		DNP – Coach's Decision											
vs. #6/5 Villanova	3/26/22		DNP – Coach's Decision											



#12 TRAMON MARK

Guard

6-5 • 180 • r-Sophomore-1L (RS '21-22)

Dickinson, Texas (Dickinson HS)

Health

 yootraaa  RealBuckets11

HONORS

• Cougar Classic All-Tournament Team

JUNIOR (2022-23)

Made his season debut in season-opening win over Northern Colorado... Finished with six points and five rebounds against the Bears (11/7)... Totaled 12 points on 5-of-9 shooting and grabbed six rebounds with an assist in win over Saint Joseph's at Veterans Classic in Annapolis, Md. (11/11)... Led all players with 23 points on 8-of-12 shooting from the field and 6-of-6 from the free throw line in home win over Oral Roberts

in first game of Cougar Classic (11/14)... Grabbed seven rebounds with three assists and a steal in home win over Kent State (11/26)... Posted 16 points with five rebounds and six assists in home win over Norfolk State (11/29)... Scored 10 points with two rebounds, two assists and a blocked shot in home win over North Florida (12/6)... Finished with 10 points and a pair of rebounds in home loss to #8/10 Alabama (12/10).

CAREER HIGHS

Points

23, vs. Oral Roberts (11/14/22)

Field Goals Made

9, vs. Our Lady of the Lake (2/6/21)

Field Goal Attempts

13, vs. Norfolk State (11/29/22)

13, vs. Cincinnati (3/14/21)

3-Point Field Goals Made

2, done 10 times; Most recently vs. #8/10 Alabama (12/10/22)

3-Point Field Goal Attempts

8, vs. South Carolina (12/5/20)

Free Throws Made

10, vs Lamar (11/25/20)

Free Throw Attempts

13, vs Lamar (11/25/20)

Rebounds

8, vs Lamar (11/25/20)

Offensive Rebounds

3, done three times; Most recently vs. Alcorn State (12/6/21)

Defensive Rebounds

6, vs. Lamar (11/25/20)

Assists

7, vs. Cincinnati (3/14/21)

Steals

3, done five times; Most recently vs. Alcorn State (12/6/21)

Blocked Shots

2, vs. Memphis (3/7/21)

Minutes Played

35:23, vs. South Carolina (12/5/20)

2022-23 GAME-BY-GAME STATISTICS (9-1 • 0-0 American)

Date	Opponent	GS	Min	FG-A	3FG-FGA	FT-FTA	OR-DR	Tot	PF	A	TO	Blk	Stl	Pts
11/7/22	NORTHERN COLORADO	*	23:32	2-6	2-4	0-0	2-3	5	0	1	0	0	0	6
11/11/22	vs. Saint Joseph's	*	22:58	5-9	0-3	2-2	1-5	6	4	1	2	0	1	12
11/14/22	ORAL ROBERTS	*	28:07	8-12	1-1	6-6	1-3	4	0	0	1	0	0	23
11/16/22	TEXAS SOUTHERN	*	23:51	1-6	0-1	2-2	0-2	2	1	0	3	0	2	4
11/20/22	at rv/rv Oregon	*	30:39	3-7	1-2	1-1	2-1	3	4	1	4	1	0	8
11/26/22	KENT STATE	*	32:32	1-6	1-3	2-4	2-5	7	3	3	2	0	1	5
11/29/22	NORFOLK STATE	*	31:51	6-13	2-5	2-3	2-3	5	2	6	0	0	0	16
12/3/22	vs. -/rv Saint Mary's (Calif.)	*	30:40	3-10	1-3	0-0	1-1	2	2	1	0	0	2	7
12/6/22	NORTH FLORIDA	*	24:29	4-10	0-2	2-2	1-1	2	2	2	0	1	0	10
12/10/22	#8/10 ALABAMA	*	24:25	4-9	2-3	0-0	1-1	2	5	1	2	0	1	10
12/13/22	NORTH CAROLINA A&T	---	---	---	---	---	---	---	---	---	---	---	---	---
12/17/22	at #2/2 Virginia	---	---	---	---	---	---	---	---	---	---	---	---	---
12/21/22	McNEESE	---	---	---	---	---	---	---	---	---	---	---	---	---
12/28/22	* at Tulsa	---	---	---	---	---	---	---	---	---	---	---	---	---
12/31/22	* UCF	---	---	---	---	---	---	---	---	---	---	---	---	---
1/5/23	* SMU	---	---	---	---	---	---	---	---	---	---	---	---	---
1/8/23	* at Cincinnati	---	---	---	---	---	---	---	---	---	---	---	---	---
1/11/23	* SOUTH FLORIDA	---	---	---	---	---	---	---	---	---	---	---	---	---
1/17/23	* at Tulane	---	---	---	---	---	---	---	---	---	---	---	---	---
1/22/23	* TEMPLE	---	---	---	---	---	---	---	---	---	---	---	---	---
1/25/23	* at UCF	---	---	---	---	---	---	---	---	---	---	---	---	---
1/28/23	* CINCINNATI	---	---	---	---	---	---	---	---	---	---	---	---	---
2/2/23	* at Wichita State	---	---	---	---	---	---	---	---	---	---	---	---	---
2/5/23	* at Temple	---	---	---	---	---	---	---	---	---	---	---	---	---
2/8/23	* TULSA	---	---	---	---	---	---	---	---	---	---	---	---	---
2/16/23	* at SMU	---	---	---	---	---	---	---	---	---	---	---	---	---
2/19/23	* MEMPHIS	---	---	---	---	---	---	---	---	---	---	---	---	---
2/22/23	* TULANE	---	---	---	---	---	---	---	---	---	---	---	---	---
2/25/23	* at East Carolina	---	---	---	---	---	---	---	---	---	---	---	---	---
3/2/23	* WICHITA STATE	---	---	---	---	---	---	---	---	---	---	---	---	---
3/5/23	* at Memphis	---	---	---	---	---	---	---	---	---	---	---	---	---

CAREER STATISTICS

Year	W-L	GP-GS	MP	FG-FGA	Pct	3P-A	Pct	FT-FTA	Pct	Off-Def	Reb - Avg	PF-DQ	Ast	TO	Blk	Stl	Pts - Avg
2020-21	28-4	32-4	642	85-224	.379	19-73	.260	62-81	.765	24-71	95 - 3.0	55-1	55	37	5	30	251 - 7.8
2021-22	5-2	7-0	143	25-55	.455	5-18	.278	16-17	.941	3-14	17 - 2.4	17-0	17	10	2	10	71 - 10.1
2022-23	9-1	10-10	273	37-88	.420	10-27	.370	17-20	.850	13-25	38 - 3.8	23-1	16	14	2	7	101 - 10.1
Totals	42-7	49-14	1,055	147-367	.401	34-118	.288	95-118	.805	40-110	150 - 3.1	95-2	88	61	9	47	423 - 8.6

MARK's 2021-22 GAME-BY-GAME (5-2 • 0-0 American)

Opponent	Date	GS	Min	FG-A	3FG-A	FT-A	Off-Def	Tot	PF	A	TO	Blk	Stl	Pts
HOFSTRA	11/9/21			DNP – Injury										
RICE	11/12/21			DNP – Injury										
rv/#25 VIRGINIA	11/16/21			DNP – Injury										
vs. Butler	11/22/21		17:02	2-6	0-1	1-2	0-1	1	2	1	0	0	1	5
vs. Wisconsin	11/23/21		13:43	3-6	0-0	2-2	0-2	2	2	1	0	0	0	8
vs. rv/#23 Oregon	11/24/21		18:36	3-8	0-2	0-0	0-0	0	1	4	2	0	2	6
NORTHWESTERN STATE	11/30/21		19:25	5-9	2-5	0-0	0-4	4	2	4	2	0	1	12
BRYANT	12/3/21		27:54	7-11	2-5	6-6	0-4	4	3	4	1	0	2	22
ALCORN STATE	12/6/21		27:06	5-9	1-3	7-7	3-1	4	4	3	4	1	3	18
at #9/9 Alabama	12/11/21		17:52	0-6	0-2	0-0	0-2	2	3	0	1	1	1	0

Sat out the remainder of the season following surgery

MARK's 2020-21 GAME-BY-GAME (28-4 • 14-3 American)

Opponent	Date	GS	Min	FG-A	3FG-A	FT-A	Off-Def	Tot	PF	A	TO	Blk	Stl	Pts
LAMAR	11/25/20		16:52	5-8	2-3	10-13	2-6	8	3	2	2	0	1	22
BOISE STATE	11/27/20		23:15	2-6	1-2	4-4	0-2	2	3	1	1	0	0	9
vs. #14/13 Texas Tech	11/29/20		18:36	3-5	0-2	5-7	0-2	2	4	0	2	0	0	11
SOUTH CAROLINA	12/5/20	*	35:23	4-12	1-8	9-12	0-4	4	1	1	0	1	2	18
SAM HOUSTON STATE	12/9/20			Canceled										
RICE	12/12/20			Canceled										
ALCORN STATE	12/20/20		30:39	4-11	0-2	1-2	1-3	4	2	4	1	0	1	9
* TEMPLE	12/22/20	*	29:51	4-9	1-4	3-4	0-2	2	5	4	4	0	3	12
* at rv/rv UCF	12/26/20		8:25	0-2	0-1	0-0	0-0	0	2	0	1	0	1	0
* at Tulsa	12/29/20		10:41	0-4	0-1	0-2	1-2	3	1	0	0	0	1	0
* at rv/rv SMU	1/3/21		15:29	2-6	1-3	0-0	0-1	1	0	0	2	0	2	5
* WICHITA STATE	1/6/21		17:01	0-2	0-1	1-2	0-0	0	1	0	0	0	1	1
* TULANE	1/9/21		23:19	1-8	0-3	1-2	0-5	4	0	3	2	0	0	3
* at USF	1/14/21			Postponed										
* UCF	1/17/21		17:44	2-6	0-2	1-1	1-1	2	2	2	2	0	0	5
* –/rv TULSA	1/20/21		18:58	4-9	2-4	1-2	2-4	6	1	0	3	0	3	11
* at Temple	1/23/21		16:59	2-4	1-2	0-0	0-2	2	1	2	0	0	1	5
* at Tulane	1/28/21	*	31:05	6-12	1-5	3-3	2-3	5	4	3	1	0	1	16
* SMU	1/31/21		17:07	1-7	0-1	4-4	1-1	2	4	0	2	0	0	6
* at East Carolina	2/3/21		16:44	1-2	0-1	0-0	0-1	1	1	2	1	0	0	2
OUR LADY of the LAKE	2/6/21	*	21:54	9-12	2-3	2-2	1-5	6	3	6	3	1	3	22
* at USF	2/10/21		13:49	1-3	0-0	2-2	1-1	2	2	0	1	0	2	4
* MEMPHIS	2/14/21			Canceled										
* EAST CAROLINA	2/17/21			Canceled										
* at Wichita State	2/18/21		16:20	2-6	0-2	0-0	1-4	5	0	2	1	0	0	4
* CINCINNATI	2/21/21		25:12	4-10	0-2	4-4	1-5	6	2	3	1	0	1	12
rv/– WKU	2/25/21		19:46	5-8	2-3	0-0	0-3	3	1	0	1	1	1	12
* USF	2/28/21		20:18	3-6	2-3	0-0	1-1	2	2	4	0	0	0	8
* MEMPHIS	3/7/21		27:58	3-12	2-4	0-0	1-3	4	2	1	0	2	0	8
vs. Tulane	3/12/21		16:03	1-4	0-2	0-0	1-0	1	1	2	0	0	1	2
vs. Memphis	3/13/21		14:57	0-3	0-0	3-4	0-1	1	1	2	2	0	0	3
vs. Cincinnati	3/14/21		19:32	4-13	0-1	0-0	3-1	4	2	7	1	0	1	8
vs. Cleveland State	3/19/21		23:23	5-10	0-2	5-6	0-3	3	2	2	1	0	3	15
vs. Rutgers	3/21/21		25:26	3-10	0-2	2-3	3-3	6	0	0	0	0	1	8
vs. Syracuse	3/27/21		14:44	2-6	1-2	1-2	0-0	0	1	1	2	0	0	6
vs. Oregon State	3/29/21		12:37	0-2	0-2	0-0	1-1	2	0	1	0	0	0	0
vs. #3/3 Baylor	4/3/21		20:14	2-6	0-0	0-0	0-1	1	1	0	0	0	0	4



#13 J'WAN ROBERTS

Forward

6-7 • 230 • r-Junior-2L (RS '19-20)

**St. Thomas, U.S. Virgin Islands
(Shoemaker, HS [Killeen, Texas])**

Health

 [jwann_13](#)  [JwanRoberts13](#)

double of the season with 19 points and game-high 12 rebounds in win over Saint Joseph's at Veterans Classic in Annapolis, Md. (11/11)... Finished with 10 points on 4-of-7 shooting and added four rebounds with three assists in home win over Texas Southern in finale of Cougar Classic (11/16)... Led all players with 14 rebounds, including five offensive boards and four blocked shots and scored 11 points for his second double-double of the season vs. Kent State (11/26)... Posted 10 points on 5-of-5 shooting with five rebounds, three assists, a steal and blocked shot in home win over Norfolk State (11/29)... Led the Cougars with 15 points on 7-of-11 shooting from the field and grabbed a team-high eight rebounds with two blocked shots in win over -/rv Saint Mary's (Calif.) at The Battleground 2K22 inside Dickies Arena in Fort Worth (12/3)... Snared six rebounds with six points in home win over North Florida (12/6)... Posted nine points and led the Cougars with nine rebounds, including five offensive boards and five blocked shots in home loss to #8/10 Alabama (12/10).

CAREER HIGHS

Points

19, vs. Saint Joseph's (11/11/22)

Field Goals Made

8, vs. Saint Joseph's (11/11/22)

Field Goal Attempts

11, vs. -/rv Saint Mary's (12/3/22)

3-Point Field Goals Made

None

3-Point Field Goal Attempts

2, vs. Wisconsin (11/23/21)

Free Throws Made

3, done six times; Most recently vs. Saint Joseph's (11/11/22)

Free Throw Attempts

6, at #9/9 Alabama (12/11/21)

Rebounds

15, vs. Hofstra (11/9/21)

Offensive Rebounds

9, at #9/9 Alabama (12/11/21)

Defensive Rebounds

9, done four times; Most recently vs. Kent State (11/26/22)

Assists

3, vs. Norfolk State (11/29/22)
3, vs. Texas Southern (11/16/22)
3, vs. Bryant (12/3/21)

Steals

3, vs. Northern Colorado (11/7/22)
3, vs. #6/5 Villanova (3/26/22)
3, vs. Rice (11/12/21)

Blocked Shots

5, vs. #8/10 Alabama (12/10/22)

Minutes Played

35:08, vs. Kent State (11/26/22)

HONORS

- American Athletic Conference Honor Roll (Dec. 5, 2022)
- American Athletic Conference Honor Roll (Nov. 28, 2022)
- American Athletic Conference Honor Roll (Nov. 14, 2022)

JUNIOR (2022-23)

Made his season debut in season opener against Northern Colorado... Finished with 12 points on 6-of-8 shooting and added six rebounds with three steals in win over the Bears (11/7)... Posted team's first double-

2022-23 GAME-BY-GAME STATISTICS (9-1 • 0-0 American)

Date	Opponent	GS	Min	FG-A	3FG-FGA	FT-FTA	OR-DR	Tot	PF	A	TO	Blk	Stl	Pts
11/7/22	NORTHERN COLORADO	*	20:31	6-8	0-0	0-0	2-4	6	0	0	3	1	3	12
11/11/22	vs. Saint Joseph's	*	30:11	8-9	0-0	3-4	5-7	12	1	1	0	2	0	19
11/14/22	ORAL ROBERTS	*	11:12	2-3	0-0	0-0	2-0	2	3	0	1	0	1	4
11/16/22	TEXAS SOUTHERN	*	22:06	4-7	0-0	2-2	1-3	4	0	3	0	1	0	10
11/20/22	at rv/rv Oregon	*	33:53	1-1	0-0	0-0	2-3	5	2	1	2	1	0	2
11/26/22	KENT STATE	*	35:08	5-10	0-0	1-4	5-9	14	1	1	4	4	1	11
11/29/22	NORFOLK STATE	*	16:39	5-5	0-0	0-0	2-3	5	0	3	0	1	1	10
12/3/22	vs. -/rv Saint Mary's (Calif.)	*	35:11	7-11	0-0	1-2	2-6	8	2	1	1	2	1	15
12/6/22	NORTH FLORIDA	*	20:52	3-5	0-0	0-0	2-4	6	0	1	0	0	1	6
12/10/22	#8/10 ALABAMA	*	27:38	4-10	0-0	1-2	5-4	9	3	0	0	5	0	9
12/13/22	NORTH CAROLINA A&T	---	---	---	---	---	---	---	---	---	---	---	---	---
12/17/22	at #2/2 Virginia	---	---	---	---	---	---	---	---	---	---	---	---	---
12/21/22	McNEESE	---	---	---	---	---	---	---	---	---	---	---	---	---
12/28/22	* at Tulsa	---	---	---	---	---	---	---	---	---	---	---	---	---
12/31/22	* UCF	---	---	---	---	---	---	---	---	---	---	---	---	---
1/5/23	* SMU	---	---	---	---	---	---	---	---	---	---	---	---	---
1/8/23	* at Cincinnati	---	---	---	---	---	---	---	---	---	---	---	---	---
1/11/23	* SOUTH FLORIDA	---	---	---	---	---	---	---	---	---	---	---	---	---
1/17/23	* at Tulane	---	---	---	---	---	---	---	---	---	---	---	---	---
1/22/23	* TEMPLE	---	---	---	---	---	---	---	---	---	---	---	---	---
1/25/23	* at UCF	---	---	---	---	---	---	---	---	---	---	---	---	---
1/28/23	* CINCINNATI	---	---	---	---	---	---	---	---	---	---	---	---	---
2/2/23	* at Wichita State	---	---	---	---	---	---	---	---	---	---	---	---	---
2/5/23	* at Temple	---	---	---	---	---	---	---	---	---	---	---	---	---
2/8/23	* TULSA	---	---	---	---	---	---	---	---	---	---	---	---	---
2/16/23	* at SMU	---	---	---	---	---	---	---	---	---	---	---	---	---
2/19/23	* MEMPHIS	---	---	---	---	---	---	---	---	---	---	---	---	---
2/22/23	* TULANE	---	---	---	---	---	---	---	---	---	---	---	---	---
2/25/23	* at East Carolina	---	---	---	---	---	---	---	---	---	---	---	---	---
3/2/23	* WICHITA STATE	---	---	---	---	---	---	---	---	---	---	---	---	---
3/5/23	* at Memphis	---	---	---	---	---	---	---	---	---	---	---	---	---

CAREER STATISTICS


Year	W-L	GP-GS	MP	FG-FGA	Pct	3P-A	Pct	FT-FTA	Pct	Off-Def	Reb - Avg	PF-DQ	Ast	TO	Blk	Stl	Pts - Avg
2019-20																	
2020-21	21-4	25-1	266	19-34	.559	0-0	.000	10-19	.526	36-59	95 - 3.8	20-0	8	9	14	10	48 - 1.9
2021-22	32-6	38-0	617	49-78	.628	0-4	.000	22-44	.500	78-109	187 - 4.9	52-0	20	22	14	24	120 - 3.2
2022-23	9-1	10-10	253	45-69	.652	0-0	.000	8-14	.571	28-43	71 - 7.1	12-0	11	12	17	8	98 - 9.8
Totals	62-11	73-11	1,135	113-181	.624	0-4	.000	40-77	.519	142-211	353 - 4.8	84-0	39	43	45	42	266 - 3.6

ROBERTS' 2021-22 GAME-BY-GAME (32-6 • 15-3 American)

Opponent	Date	GS	Min	FG-A	3FG-A	FT-A	Off-Def	Tot	PF	A	TO	Blk	Stl	Pts
HOFSTRA	11/9/21		23:47	4-4	0-0	0-0	6-9	15	2	1	1	1	0	8
RICE	11/12/21		23:52	0-1	0-1	3-4	4-5	9	2	0	0	0	3	3
rv/#25 VIRGINIA	11/16/21		20:34	1-1	0-0	0-0	3-4	7	1	1	0	0	0	2
vs. Butler	11/22/21		19:37	1-3	0-1	3-4	1-5	6	2	1	1	0	1	5
vs. Wisconsin	11/23/21		19:14	1-5	0-2	3-4	3-3	6	0	0	2	1	1	5
vs. rv/#23 Oregon	11/24/21		13:33	2-2	0-0	0-1	1-2	3	3	0	0	0	0	4
NORTHWESTERN STATE	11/30/21		13:59	1-2	0-0	0-0	4-2	6	1	0	0	0	2	2
BRYANT	12/3/21		23:07	3-4	0-0	0-0	3-9	12	0	3	0	1	2	6
ALCORN STATE	12/6/21		13:36	0-0	0-0	1-2	0-4	4	3	0	2	0	0	1
at #9/9 Alabama	12/11/21		21:43	4-4	0-0	1-6	9-4	13	2	1	0	0	0	9
LOUISIANA	12/14/21		12:19	0-0	0-0	0-0	1-3	4	0	0	0	0	0	0
vs. Oklahoma State	12/18/21		4:46	0-1	0-0	0-0	0-1	1	0	0	0	0	0	0
TEXAS STATE	12/22/21		21:01	0-0	0-0	2-2	3-2	5	1	2	0	0	2	2
* CINCINNATI	12/28/21		Postponed											
*at Temple	1/2/22		10:38	1-1	0-0	0-0	2-1	3	2	0	1	0	2	2
*at South Florida	1/5/22		18:18	0-0	0-0	0-0	2-2	4	4	0	0	0	0	0
* WICHITA STATE	1/8/22		14:09	0-1	0-0	2-2	0-2	2	2	1	0	1	0	2
*at Tulsa	1/15/22		18:16	1-2	0-0	1-2	1-1	2	1	1	2	0	0	3
* SOUTH FLORIDA	1/18/22		14:13	0-1	0-0	0-0	2-2	4	0	2	0	0	0	0
* EAST CAROLINA	1/22/22		19:59	1-3	0-0	0-0	2-1	3	0	1	1	0	0	2
*at UCF	1/29/22		13:04	0-1	0-0	0-0	0-2	2	1	0	1	0	0	0
* TULANE	2/2/22		4:09	0-0	0-0	0-0	0-1	1	0	0	0	0	0	0
*at Cincinnati	2/6/22		12:25	0-0	0-0	0-0	1-3	4	1	0	2	0	0	0
*at --rv SMU	2/9/22		3:14	2-2	0-0	1-1	0-0	0	0	0	0	0	0	5
* MEMPHIS	2/12/22		4:51	0-1	0-0	0-0	0-0	0	1	0	0	0	0	0
* UCF	2/17/22		12:01	3-3	0-0	0-0	0-0	0	2	0	2	0	1	6
*at Wichita State	2/20/22		11:22	1-4	0-0	0-1	0-1	1	1	0	0	0	0	2
* rv/rv SMU	2/27/22		17:52	3-4	0-0	0-0	5-3	8	2	2	1	1	1	6
* CINCINNATI	3/1/22		13:17	0-1	0-0	0-0	1-4	5	2	0	0	0	0	0
* TEMPLE	3/3/22		21:22	1-3	0-0	0-2	1-2	3	3	0	0	1	0	2
*at Memphis	3/6/22		18:16	1-1	0-0	0-0	1-2	3	2	1	2	0	2	2
vs. Cincinnati	3/11/22		16:55	2-3	0-0	3-3	0-1	1	2	1	0	0	0	3
vs. Tulane	3/12/22		33:43	5-6	0-0	0-0	5-8	13	4	1	2	0	1	10
vs. Memphis	3/13/22		15:21	1-2	0-0	0-1	3-2	5	0	1	1	1	1	2
vs. UAB	3/18/22		14:19	3-3	0-0	0-2	1-1	2	1	0	0	1	1	6
vs. #19/16 Illinois	3/20/22		12:22	0-1	0-0	0-0	2-3	5	1	0	0	0	0	0
vs. #2/2 Arizona	3/24/22		14:19	1-1	0-0	2-2	0-2	2	0	0	0	0	0	4
vs. #6/5 Villanova	3/26/22		26:04	2-2	0-0	3-4	4-4	8	2	0	0	2	3	7

ROBERTS' 2020-21 GAME-BY-GAME (21-4 • 13-3 American)

Opponent	Date	GS	Min	FG-A	3FG-A	FT-A	Off-Def	Tot	PF	A	TO	Blk	Stl	Pts
LAMAR	11/25/20		17:18	2-4	0-0	1-1	3-3	6	1	0	0	2	2	5
BOISE STATE	11/27/20		21:01	1-5	0-0	0-0	5-9	14	2	0	1	1	2	2
vs. #14/13 Texas Tech	11/29/20		2:36	0-0	0-0	0-0	0-0	0	0	0	0	0	0	0
SOUTH CAROLINA	12/5/20		13:52	2-3	0-0	3-4	1-3	4	3	0	0	2	0	7
SAM HOUSTON STATE	12/9/20		Canceled											
RICE	12/12/20		Canceled											
ALCORN STATE	12/20/20		12:29	1-1	0-0	0-0	2-2	4	0	1	0	0	0	2
* TEMPLE	12/22/20		14:50	1-3	0-0	1-2	4-3	7	1	1	0	3	1	3
*at rv/rv UCF	12/26/20		9:01	0-1	0-0	0-0	2-1	3	1	0	1	0	0	0
*at Tulsa	12/29/20		6:13	0-0	0-0	0-2	0-0	0	1	0	0	2	0	0
*at rv/rv SMU	1/3/21		2:29	0-0	0-0	0-0	0-0	0	0	0	0	0	0	0
* WICHITA STATE	1/6/21		9:07	0-0	0-0	0-0	1-2	3	0	0	0	1	0	0
* TULANE	1/9/21		19:19	0-0	0-0	1-2	1-7	8	0	0	2	0	0	1
*at USF	1/14/21		Postponed											
* UCF	1/17/21		11:20	2-2	0-0	0-0	1-3	4	2	0	1	0	1	4
* --rv TULSA	1/20/21		15:58	2-3	0-0	0-0	5-2	7	0	2	0	0	0	4
*at Temple	1/23/21		8:27	0-0	0-0	0-0	0-1	1	0	0	1	0	1	0
*at Tulane	1/28/21		14:34	0-0	0-0	2-2	0-7	7	1	2	0	0	0	2
* SMU	1/31/21		9:43	0-1	0-0	0-0	0-2	2	0	0	1	0	1	0
*at East Carolina	2/3/21		2:48	0-0	0-0	0-0	0-0	0	1	0	0	0	0	0
OUR LADY of the LAKE	2/6/21	*	29:18	5-7	0-0	0-2	5-6	11	3	1	0	1	2	10
*at South Florida	2/10/21		11:33	2-2	0-0	0-1	1-0	1	1	0	0	1	0	4
* MEMPHIS	2/14/21		Canceled											
* EAST CAROLINA	2/17/21		Canceled											
*at Wichita State	2/18/21		9:49	1-2	0-0	0-0	2-1	3	1	0	1	0	0	2
* CINCINNATI	2/21/21		10:43	0-0	0-0	2-3	2-4	6	0	0	1	0	0	2
rv/- WKU	2/25/21		1:43	0-0	0-0	0-0	0-0	0	0	0	0	1	0	0
* SOUTH FLORIDA	2/28/21		7:34	0-0	0-0	0-0	0-3	3	0	0	1	0	0	0
* MEMPHIS	3/7/21		DNP - Injury											
vs. Tulane	3/12/21		DNP - Injury											
vs. Memphis	3/13/21		DNP - Injury											
vs. Cincinnati	3/14/21		DNP - Injury											
vs. Cleveland State	3/19/21		2:05	0-0	0-0	0-0	1-0	1	0	0	0	0	0	0
vs. Rutgers	3/21/21		DNP - Coach's decision											
vs. Syracuse	3/27/21		DNP - Coach's decision											
vs. Oregon State	3/29/21		DNP - Coach's decision											
vs. #3/3 Baylor	4/3/21		1:46	0-0	0-0	0-0	0-0	0	0	0	0	0	0	0



#0 MARCUS SASSER

Guard

6-2 • 195 • Senior-3L

Dallas, Texas (Red Oak HS)

Health

 m.sasser0  m_sasser0

SENIOR (2022-23)

Became the 50th Cougar in school history to reach 1,000 career points... Became the seventh Cougar in school history to sink 200+ 3-pointers... Was one of 40 invitees to Formula Zero camp hosted by Damian Lillard and won the 3-Point championship during the summer (8/3-7)... Led all players with 21 points on 7-of-14 shooting from the field, including 4-of-8 from behind the 3-point line... Added a game-high four steals with three assists against the Bears (11/7)... Finished with 19 points and grabbed seven rebounds with an assist, steal and block in home win over Oral Roberts during first game of Cougar Classic (11/14)... Led all players with 20 points and grabbed five rebounds with a game-high-tying six assists and two steals against Texas Southern in the finale of the Cougar Classic... Honored as the event's Most Valuable Player (11/16)... Led Cougars with 16 points and added two rebounds with three steals in win at rv/rv Oregon (11/20)... Led all players with 19 points and grabbed five rebounds with two assists in home win over Kent State (11/26)... Topped all players with 25 points and seven 3-pointers in home win over Norfolk State (11/29)... Finished with 13 points, thanks to 5-of-5 shooting from the free throw line, and dished out a team-high four assists without a turnover in win over -/rv Saint Mary's (Calif.) at The Battleground 2K22 inside Dickies Arena in Fort Worth, Texas (12/3)... Scored 12 points on 5-of-7 shooting with two 3-pointers in home win over North Florida... Moved past 1,000 career points and reached 200 3-pointers with his totals against the Ospreys... Forced to leave to receive five stitches above his left eye following a collision in that game (12/6).

CAREER HIGHS

Points

28, vs. Tulane (1/9/21)

Field Goals Made

10, vs. Tulane (1/9/21)

Field Goal Attempts

25, at #9/9 Alabama (12/11/21)

3-Point Field Goals Made

8, vs. Tulane (1/9/21)

3-Point Field Goal Attempts

15, vs. Tulane (1/9/21)

Free Throws Made

8, vs. Kent State (11/26/22)

8, vs. Texas Southern (11/16/22)

Free Throw Attempts

10, vs. Texas Southern (11/16/22)

10, vs. Hofstra (11/9/21)

Rebounds

7, vs. Oral Roberts (11/14/22)

Offensive Rebounds

2, vs. Oregon State (3/29/21)

Defensive Rebounds

6, vs. Oral Roberts (11/14/22)

6, vs. Oklahoma State (12/18/21)

6, at Memphis (2/22/20)

Assists

7, vs. USF (2/28/21)

7, at USF (2/10/21)

Steals

6, vs. Alcorn State (12/6/21)

Blocked Shots

1, done seven times; Most recently vs. Oral Roberts (11/14/22)

Minutes Played

41:09, vs. Hofstra (11/9/21)

HONORS

- Cougar Classic Most Valuable Player
- American Athletic Conference Player of the Week (Nov. 21, 2022)

PRESEASON HONORS

- Preseason All-America First Team (AP)
- Preseason All-America First Team (The Almanac)
- Preseason All-America Team (Blue Ribbon College Yearbook)
- Preseason All-America Team (The Sporting News)
- Preseason All-America First Team (Dick Vitale)
- Preseason All-America Second Team (College Hoops Today)
- NABC Preseason Player of the Year Watch List
- Wooden Award Top 50 Preseason Watch List
- Lute Olson Award Watch List
- American Athletic Conference Preseason Player of the Year
- Preseason All American Athletic Conference First Team
- Jerry West Award Watch List

2022-23 GAME-BY-GAME STATISTICS (9-1 • 0-0 American)

Date	Opponent	GS	Min	FG-A	3FG-FGA	FT-FTA	OR-DR	Tot	PF	A	TO	Blk	Stl	Pts
11/7/22	NORTHERN COLORADO	*	28:16	7-14	4-8	3-3	0-1	1	1	3	1	1	4	21
11/11/22	vs. Saint Joseph's	*	29:27	2-9	1-6	2-2	0-2	2	2	5	3	0	2	7
11/14/22	ORAL ROBERTS	*	31:06	7-16	2-6	3-5	1-6	7	0	1	1	1	1	19
11/16/22	TEXAS SOUTHERN	*	28:59	6-13	0-6	8-10	1-4	5	2	6	1	0	2	20
11/20/22	at rv/rv Oregon	*	27:49	5-13	3-9	3-3	0-2	2	2	0	2	0	3	16
11/26/22	KENT STATE	*	36:29	5-16	1-10	8-8	0-5	5	1	2	4	0	1	19
11/29/22	NORFOLK STATE	*	26:49	8-15	7-12	2-2	1-0	1	2	4	0	0	2	25
12/3/22	vs. -/rv Saint Mary's (Calif.)	*	37:53	4-12	0-4	5-5	0-1	1	2	4	0	0	0	13
12/6/22	NORTH FLORIDA	*	7:43	5-7	2-3	0-0	1-0	1	0	1	0	0	1	12
12/10/22	#8/10 ALABAMA	*	33:04	2-11	0-3	5-7	0-2	2	3	1	2	0	0	9
12/13/22	NORTH CAROLINA A&T	---	---	---	---	---	---	---	---	---	---	---	---	---
12/17/22	at #2/2 Virginia	---	---	---	---	---	---	---	---	---	---	---	---	---
12/21/22	McNEESE	---	---	---	---	---	---	---	---	---	---	---	---	---
12/28/22	* at Tulsa	---	---	---	---	---	---	---	---	---	---	---	---	---
12/31/22	* UCF	---	---	---	---	---	---	---	---	---	---	---	---	---
1/5/23	* SMU	---	---	---	---	---	---	---	---	---	---	---	---	---
1/8/23	* at Cincinnati	---	---	---	---	---	---	---	---	---	---	---	---	---
1/11/23	* SOUTH FLORIDA	---	---	---	---	---	---	---	---	---	---	---	---	---
1/17/23	* at Tulane	---	---	---	---	---	---	---	---	---	---	---	---	---
1/22/23	* TEMPLE	---	---	---	---	---	---	---	---	---	---	---	---	---
1/25/23	* at UCF	---	---	---	---	---	---	---	---	---	---	---	---	---
1/28/23	* CINCINNATI	---	---	---	---	---	---	---	---	---	---	---	---	---
2/2/23	* at Wichita State	---	---	---	---	---	---	---	---	---	---	---	---	---
2/5/23	* at Temple	---	---	---	---	---	---	---	---	---	---	---	---	---
2/8/23	* TULSA	---	---	---	---	---	---	---	---	---	---	---	---	---
2/16/23	* at SMU	---	---	---	---	---	---	---	---	---	---	---	---	---
2/19/23	* MEMPHIS	---	---	---	---	---	---	---	---	---	---	---	---	---
2/22/23	* TULANE	---	---	---	---	---	---	---	---	---	---	---	---	---
2/25/23	* at East Carolina	---	---	---	---	---	---	---	---	---	---	---	---	---
3/2/23	* WICHITA STATE	---	---	---	---	---	---	---	---	---	---	---	---	---
3/5/23	* at Memphis	---	---	---	---	---	---	---	---	---	---	---	---	---

CAREER STATISTICS

Year	W-L	GP-GS	MP	FG-FGA	Pct	3P-A	Pct	FT-FTA	Pct	Off-Def	Reb - Avg	PF-DQ	Ast	TO	Blk	Stl	Pts - Avg
2019-20	22-8	30-17	714	81-223	.363	57-162	.352	25-33	.758	9-63	72 - 2.4	46-0	52	29	3	19	244 - 8.1
2020-21	25-4	29-28	927	134-353	.380	78-233	.335	52-61	.852	12-64	76 - 2.6	57-0	65	34	1	40	398 - 13.7
2021-22	10-2	12-12	383	69-158	.437	45-103	.437	29-39	.744	3-31	34 - 2.8	17-0	31	26	1	26	212 - 17.7
2022-23	9-1	10-10	288	51-126	.405	20-67	.299	39-45	.867	4-23	27 - 2.7	15-0	27	13	2	16	161 - 16.1
Totals	66-15	81-67	2,312	335-860	.390	200-565	.354	145-178	.815	28-181	209 - 2.6	135-0	175	102	7	101	1,015 - 12.5

SASSER'S 2021-22 GAME-BY-GAME (10-2 • 0-0 American)

Opponent	GS	Min	FG-A	3FG-A	FT-A	O-D-T	PF	A	TO	Blk	Stl	Pts
HOFSTRA	*	41:09	8-17	3-9	6-10	0-4-4	1	3	3	0	2	25
RICE	*	28:03	8-16	5-9	5-5	1-3-4	1	5	0	0	0	26
rv/#25 VIRGINIA	*	34:46	6-14	4-7	3-4	1-1-2	2	4	2	0	3	19
vs. Butler	*	30:08	4-7	1-3	0-0	0-0-0	3	3	3	0	2	9
vs. Wisconsin	*	37:52	4-12	3-7	0-0	0-2-2	2	2	4	0	3	11
vs. rv/#23 Oregon	*	22:58	5-9	2-6	2-3	1-1-2	2	3	1	1	0	14
NORTHWESTERN STATE*		25-14	9-17	7-14	1-2	0-1-1	0	3	0	0	4	26
BRYANT	*	27:26	4-7	3-4	1-1	0-2-2	0	1	0	0	3	12
ALCORN STATE	*	28:41	5-11	5-9	2-2	0-4-4	1	2	3	0	7	17
at #9/9 Alabama	*	39:11	8-25	4-14	5-5	0-5-5	1	1	2	0	1	25
LOUISIANA	DNP - Injury											
vs. Oklahoma State	*	36:28	4-13	4-12	3-5	0-6-6	3	2	5	0	1	15
TEXAS STATE	*	30:55	4-10	4-9	1-2	0-2-2	1	2	3	0	0	13

Sat out the remainder of the season following foot surgery

SASSER'S 2019-20 GAME-BY-GAME (22-8 • 13-5 American)

Opponent	GS	Min	FG-A	3FG-A	FT-A	O-D-T	PF	A	TO	Blk	Stl	Pts
ALABAMA STATE		14:54	5-9	4-7	0-0	0-2-2	2	1	1	0	0	14
BYU		7:34	0-2	0-2	0-0	0-0-0	1	1	0	0	0	0
at Rice	*	36:12	5-9	5-8	0-0	0-3-3	3	3	1	1	2	15
at #11/11 Oregon	*	35:12	2-6	0-4	0-0	1-4-5	1	1	1	0	1	4
HOUSTON BAPTIST		24:04	6-10	6-9	0-0	0-2-2	3	5	0	0	0	18
TEXAS STATE		15:44	0-8	0-5	0-0	1-2-3	2	1	1	0	0	0
at South Carolina		26	1-6	1-4	2-4	0-3-3	2	3	1	1	0	5
UT ARLINGTON		17:48	0-2	0-1	0-0	0-0-0	4	2	2	0	0	0
OKLAHOMA STATE		15:42	3-8	2-6	1-1	1-1-2	0	1	1	0	0	9
UTEP		14:48	1-2	0-1	0-0	0-0-0	2	2	0	0	0	2
vs. Portland		17:57	2-5	0-3	0-0	1-1-2	3	3	1	0	0	4
vs. Georgia Tech	DNP - Coach's decision											
vs. #21/20 Washington		22:30	2-6	1-4	0-0	0-2-2	1	1	1	0	0	5
* UCF		16:26	2-5	2-4	2-2	1-2-3	0	0	1	0	0	8
* at Temple		6:14	0-2	0-1	0-0	0-1-1	0	1	0	0	0	0
* at Tulsa		13:59	5-9	4-8	0-0	0-2-2	0	0	2	0	0	14
* SMU		21:56	2-4	2-4	2-3	1-2-3	0	2	0	0	0	8
* at #16/16 Wichita State	*	22:21	3-7	2-6	2-2	0-3-3	0	0	2	0	1	10
* UCONN		27:21	0-3	0-2	0-0	0-3-3	1	1	0	0	0	0
* SOUTH FLORIDA		26:55	3-8	2-5	0-0	1-0-1	0	1	0	0	3	0
* at East Carolina	*	25:18	0-4	0-3	0-0	0-1-1	0	0	1	1	0	0
* at Cincinnati	*	19:42	6-10	4-5	1-1	0-1-1	3	0	0	0	1	17
* TULANE		32:57	2-9	2-8	0-0	0-4-4	1	1	1	0	1	6
* rv/rv WICHITA STATE*		26:46	3-9	2-7	3-4	0-2-2	2	2	2	0	1	11
* at USF	*	33:32	2-7	1-5	4-4	0-2-2	1	5	0	0	0	9
* at SMU	*	35:40	8-15	5-10	5-5	0-1-1	2	2	4	0	2	26
* rv/- TULSA		29:32	3-10	3-8	0-0	0-4-4	3	3	0	0	1	9
* at Memphis	*	35:36	6-15	4-10	2-2	0-6-6	2	1	4	0	3	18
* CINCINNATI	*	33:08	8-16	5-12	0-3	1-5-6	1	0	2	0	1	21
* at UConn	*	38:28	1-12	0-7	0-0	1-4-5	3	6	0	0	0	2
* MEMPHIS	*	20:12	0-5	0-3	1-2	0-0-0	3	3	0	0	2	1

SASSER'S 2020-21 GAME-BY-GAME (26-4 • 14-3 American)

Opponent	GS	Min	FG-A	3FG-A	FT-A	O-D-T	PF	A	TO	Blk	Stl	Pts
LAMAR	*	26:29	9-11	7-9	0-0	0-1-1	2	1	2	0	1	25
BOISE STATE	*	35:07	4-12	2-7	0-0	1-0-1	3	2	3	0	2	10
vs. #14/13 Texas Tech	*	34:28	5-15	3-8	4-4	1-2-3	3	1	3	0	1	17
SOUTH CAROLINA	DNP - Injury											
SAM HOUSTON STATE	Canceled											
RICE	Canceled											
ALCORN STATE	DNP - Unavailable											
* TEMPLE		27:11	2-8	1-7	0-0	0-2-2	2	2	1	0	1	5
* at rv/rv UCF	*	34:31	6-14	4-10	3-3	0-5-5	1	1	0	0	1	19
* at Tulsa	*	37:22	4-15	2-10	4-6	1-1-2	2	4	1	0	3	14
* at rv/rv SMU	*	30:49	6-17	3-9	2-2	1-1-2	3	1	0	0	0	17
* WICHITA STATE	*	32:49	3-12	1-7	5-6	0-3-3	2	3	3	0	1	12
* TULANE	*	31:50	10-18	8-15	0-0	0-1-1	1	3	1	0	1	28
* at South Florida	Canceled											
* UCF	*	33:19	3-8	1-4	1-1	1-1-2	2	2	1	0	0	8
* -/rv TULSA	*	25:18	8-15	6-12	4-5	0-3-3	2	1	2	0	2	26
* at Temple	*	32:21	6-9	3-3	0-0	0-2-2	3	3	2	0	1	15
* at Tulane	*	23:11	1-5	1-5	0-0	0-0-0	4	1	1	0	2	3
* SMU	*	34:22	5-15	4-12	5-7	1-3-4	2	1	1	0	3	19
* at East Carolina	*	39:16	5-14	3-10	4-4	0-1-1	2	3	2	0	1	17
OUR LADY OF THE LAKE	DNP - Coach's decision											
* at South Florida	*	33:19	3-9	0-6	1-1	0-2-2	2	7	0	0	3	7
* MEMPHIS	Canceled											
* EAST CAROLINA	Canceled											
* at Wichita State	*	35:37	4-10	1-6	0-0	1-2-3	2	2	1	0	2	9
* CINCINNATI	*	22:46	4-9	2-5	0-0	0-1-1	3	0	0	0	1	10
rv/- WKU	*	23:45	4-12	2-7	2-2	0-2-2	2	3	1	1	1	12
* SOUTH FLORIDA	*	28:10	2:10	0-7	2-2	0-4-4	1	7	1	0	3	6
* MEMPHIS	*	26:45	2-9	1-7	0-0	0-0-0	3	2	1	0	0	5
vs. Tulane	*	36:04	4-9	4-8	2-2	0-5-5	0	3	1	0	1	14
vs. Memphis	*	38:15	5-15	2-10	2-2	0-4-4	3	0	1	0	0	14
vs. Cincinnati	*	30:21	6-11	2-5	2-2	0-3-3	1	1	1	0	0	16
vs. Cleveland State	*	34:57	5-14	3-8	1-1	0-2-2	0	3	0	0	1	14
vs. Rutgers	*	26:24	1-9	0-5	2-2	1-5-6	3	2	3	0	2	4
vs. Syracuse	*	39:15	5-15	2-9	0-0	1-3-4	1	2	1	0	4	12
vs. Oregon State	*	33:48	5-19	5-13	5-6	2-2-4	1	2	0	0	2	20
vs. #3/3 Baylor	*	39:09	7-14	5-9	1-3	1-3-4	1	2	0	0	0	20



#21 EMANUEL SHARP

Guard

6-4 • 200 • r-Freshman-RS (RS '21-22)

Tampa, Fla. (Bishop McLaughlin School)

Undeclared Major

  emanuelsharp_

(11/7)... Posted nine points on 3-of-5 shooting from the 3-point line in home win over North Florida (12/6).

CAREER HIGHS

Points

11, vs. Northern Colorado (11/7/22)

Field Goals Made

4, vs. Northern Colorado (11/7/22)

Field Goal Attempts

7, vs. Northern Colorado (11/7/22)

3-Point Field Goals Made

3, vs. North Florida (12/6/22)
3, vs. Northern Colorado (11/7/22)

3-Point Field Goal Attempts

5, vs. North Florida (12/6/22)
5, vs. Northern Colorado (11/7/22)

Free Throws Made

2, vs. Oral Roberts (11/14/22)

Free Throw Attempts

2, vs. Oral Roberts (11/14/22)

Rebounds

2, vs. Norfolk State (11/29/22)
2, vs. Oral Roberts (11/14/22)
2, vs. Northern Colorado (11/7/22)

Offensive Rebounds

2, vs. Northern Colorado (11/7/22)

Defensive Rebounds

2, vs. Oral Roberts (11/14/22)

Assists

1, vs. Texas Southern (11/16/22)
1, vs. Northern Colorado (11/7/22)

Steals

1, vs. Northern Colorado (11/7/22)

Blocked Shots

None

Minutes Played

19:01, vs. Norfolk State (11/29/22)

REDSHIRT FRESHMAN (2022-23)

Made his season debut in season-opening win over Northern Colorado inside the Fertitta Center... Finished with 11 points, thanks to three treys, and grabbed two offensive rebounds with an assist against the Bears

2022-23 GAME-BY-GAME STATISTICS (6-0 • 0-0 American)

Date	Opponent	GS	Min	FG-A	3FG-FGA	FT-FTA	OR-DR	Tot	PF	A	TO	Blk	Stl	Pts
11/7/22	NORTHERN COLORADO		7:41	4-7	3-5	0-0	2-0	2	3	1	0	0	1	11
11/11/22	vs. Saint Joseph's		3:14	0-1	0-1	0-0	0-1	1	0	0	1	0	0	0
11/14/22	ORAL ROBERTS		11:47	2-2	0-0	2-2	0-2	2	2	0	3	0	0	6
11/16/22	TEXAS SOUTHERN		6:33	0-1	0-1	0-0	0-0	0	1	1	0	0	0	0
11/20/22	at rv/rv Oregon													
11/26/22	KENT STATE													
11/29/22	NORFOLK STATE		19:01	1-6	1-4	0-0	1-1	2	0	0	1	0	0	3
12/3/22	vs. -/rv Saint Mary's (Calif.)													
12/6/22	NORTH FLORIDA		19:14	3-5	3-5	0-0	0-0	0	0	0	1	0	0	9
12/10/22	#8/10 ALABAMA													
12/13/22	NORTH CAROLINA A&T													
12/17/22	at #2/2 Virginia													
12/21/22	McNEESE													
12/28/22	* at Tulsa													
12/31/22	* UCF													
1/5/23	* SMU													
1/8/23	* at Cincinnati													
1/11/23	* SOUTH FLORIDA													
1/17/23	* at Tulane													
1/22/23	* TEMPLE													
1/25/23	* at UCF													
1/28/23	* CINCINNATI													
2/2/23	* at Wichita State													
2/5/23	* at Temple													
2/8/23	* TULSA													
2/16/23	* at SMU													
2/19/23	* MEMPHIS													
2/22/23	* TULANE													
2/25/23	* at East Carolina													
3/2/23	* WICHITA STATE													
3/5/23	* at Memphis													

CAREER STATISTICS

Year	W-L	GP-GS	MP	FG-FGA	Pct	3P-A	Pct	FT-FTA	Pct	Off-Def	Reb - Avg	PF-DQ	Ast	TO	Blk	Stl	Pts - Avg
2021-22																	
2022-23	6-0	6-0	68	10-22	.455	7-16	.438	2-2	1.000	3-4	7 - 1.2	6-0	2	6	0	1	29 - 4.8
Totals	6-0	6-0	68	10-22	.455	7-16	.438	2-2	1.000	3-4	7 - 1.2	6-0	2	6	0	1	29 - 4.8



#1 JAMAL SHEAD

Guard

6-1 • 190 • Junior-2L

Manor, Texas (Manor HS)

Health

 [j.uno1](#)  [Thejshead](#)

steals and had only one turnover in win over Saint Joseph's in Veterans Classic in Annapolis, Md. (11/11)... Tied for game-high honors with six assists and scored eight points with two rebounds and a steal in home win over Texas Southern in finale of Cougar Classic (11/16)... Scored 13 points and grabbed two rebounds with four assists, a game-high four steals and no turnovers in more than 35 minutes at rv/rv Oregon (11/20)... Did a little of everything in home win over Kent State, finishing with six points, five rebounds, three steals and a pair of assists (11/26)... Led all players with 11 assists and added 12 points with three rebounds and a steal in home win over Norfolk State (11/29)... Dished out a game-high 10 assists with four rebounds, four steals, a blocked shot and no turnovers in more than 25 minutes in home win over North Florida (12/6)... Led all players with 19 points and added seven rebounds with three assists and a pair of steals in home loss to #8/10 Alabama (12/10).

CAREER HIGHS

Points

21, vs. #2/2 Arizona (3/24/22)

Field Goals Made

10, vs. Our Lady of the Lake (2/6/21)

Field Goal Attempts

20, vs. #8/10 Alabama (12/10/22)

3-Point Field Goals Made

4, vs. Norfolk State (11/29/22)

3-Point Field Goal Attempts

8, at Wichita State (2/20/22)

Free Throws Made

9, vs. #2/2 Arizona (3/24/22)

Free Throw Attempts

10, vs. #2/2 Arizona (3/24/22)

Rebounds

9, vs. Our Lady of the Lake (2/6/21)

Offensive Rebounds

3, vs. Tulane (2/2/22)

Defensive Rebounds

8, vs. Our Lady of the Lake (2/6/21)

Assists

13, vs. Temple (3/3/22)

Steals

8, vs. Our Lady of the Lake (2/6/21)

Blocked Shots

4, vs. Lamar (11/25/20)

Minutes Played

49:31, at Wichita State (2/20/22)

PRESEASON HONORS

- Lute Olson Award Watch List
- Preseason All-American Athletic Conference Second Team

JUNIOR (2022-23)

Made his season debut in season-opening win over Northern Colorado inside the Fertitta Center... Finished with nine points and a game-high nine assists and only one turnover to go with three assists and three steals against the Bears (11/7)... Led all players with eight assists and three

2022-23 GAME-BY-GAME STATISTICS (9-1 • 0-0 American)

Date	Opponent	GS	Min	FG-A	3FG-FGA	FT-FTA	OR-DR	Tot	PF	A	TO	Blk	Stl	Pts
11/7/22	NORTHERN COLORADO	*	31:15	3-8	0-3	3-3	1-2	3	1	9	1	0	3	9
11/11/22	vs. Saint Joseph's	*	34:33	2-10	0-5	0-0	0-1	1	1	8	1	0	3	4
11/14/22	ORAL ROBERTS	*	27:56	1-4	0-2	0-0	1-3	4	1	3	2	0	0	2
11/16/22	TEXAS SOUTHERN	*	26:05	3-4	2-3	0-1	0-2	2	3	6	2	0	1	8
11/20/22	at rv/rv Oregon	*	35:15	5-12	2-4	1-2	0-2	2	3	4	0	0	4	13
11/26/22	KENT STATE	*	33:26	2-9	0-2	2-3	1-4	5	2	2	4	0	3	6
11/29/22	NORFOLK STATE	*	28:38	4-4	4-4	0-1	1-2	3	2	11	3	0	1	12
12/3/22	vs. -/rv Saint Mary's (Calif.)	*	38:29	2-12	2-3	0-0	1-3	4	2	3	2	0	3	6
12/6/22	NORTH FLORIDA	*	25:19	0-3	0-3	0-0	1-3	4	1	10	0	1	4	0
12/10/22	#8/10 ALABAMA	*	37:47	8-20	1-5	2-2	0-7	7	4	3	3	1	2	19
12/13/22	NORTH CAROLINA A&T	---	---	---	---	---	---	---	---	---	---	---	---	---
12/17/22	at #2/2 Virginia	---	---	---	---	---	---	---	---	---	---	---	---	---
12/21/22	MCNEESE	---	---	---	---	---	---	---	---	---	---	---	---	---
12/28/22	* at Tulsa	---	---	---	---	---	---	---	---	---	---	---	---	---
12/31/22	* UCF	---	---	---	---	---	---	---	---	---	---	---	---	---
1/5/23	* SMU	---	---	---	---	---	---	---	---	---	---	---	---	---
1/8/23	* at Cincinnati	---	---	---	---	---	---	---	---	---	---	---	---	---
1/11/23	* SOUTH FLORIDA	---	---	---	---	---	---	---	---	---	---	---	---	---
1/11/23	* at Tulane	---	---	---	---	---	---	---	---	---	---	---	---	---
1/22/23	* TEMPLE	---	---	---	---	---	---	---	---	---	---	---	---	---
1/25/23	* at UCF	---	---	---	---	---	---	---	---	---	---	---	---	---
1/28/23	* CINCINNATI	---	---	---	---	---	---	---	---	---	---	---	---	---
2/2/23	* at Wichita State	---	---	---	---	---	---	---	---	---	---	---	---	---
2/5/23	* at Temple	---	---	---	---	---	---	---	---	---	---	---	---	---
2/8/23	* TULSA	---	---	---	---	---	---	---	---	---	---	---	---	---
2/16/23	* at SMU	---	---	---	---	---	---	---	---	---	---	---	---	---
2/19/23	* MEMPHIS	---	---	---	---	---	---	---	---	---	---	---	---	---
2/22/23	* TULANE	---	---	---	---	---	---	---	---	---	---	---	---	---
2/25/23	* at East Carolina	---	---	---	---	---	---	---	---	---	---	---	---	---
3/2/23	* WICHITA STATE	---	---	---	---	---	---	---	---	---	---	---	---	---
3/5/23	* at Memphis	---	---	---	---	---	---	---	---	---	---	---	---	---

CAREER STATISTICS

Year	W-L	GP-GS	MP	FG-FGA	Pct	3P-A	Pct	FT-FTA	Pct	Off-Def	Reb - Avg	PF-DQ	Ast	TO	Blk	Stl	Pts - Avg
2020-21	23-3	26-2	257	35-77	.455	3-24	.125	12-16	.750	3-25	28 - 1.1	22-0	39	25	5	21	85 - 3.3
2021-22	32-6	38-32	1,176	140-346	.405	36-121	.298	65-81	.802	21-93	114 - 3.0	90-1	221	76	9	62	381 - 10.0
2022-23	9-1	10-10	319	30-86	.349	11-34	.324	8-12	.667	6-29	35 - 3.5	20-0	59	18	2	24	79 - 7.9
Totals	64-10	74-44	1,752	205-509	.403	50-179	.279	85-109	.780	30-147	177 - 2.4	132-1	319	119	16	107	545 - 7.4

SHEAD's 2021-22 GAME-BY-GAME (32-6 • 15-3 American)

Opponent	Date	GS	Min	FG-A	3FG-A	FT-A	Off-Def	Tot	PF	A	TO	Blk	Stl	Pts	
HOFSTRA	11/9/21		26:56	2-5	1-3	3-4	0-1	1	2	3	3	0	1	8	
RICE	11/12/21		28:34	3-8	1-2	0-0	1-3	4	2	4	1	1	3	7	
rv/#25 VIRGINIA	11/16/21		22:30	2-3	1-2	0-0	0-1	1	5	3	1	0	2	5	
vs. Butler	11/22/21		22:56	4-8	0-3	0-0	0-2	2	2	3	1	1	3	8	
vs. Wisconsin	11/23/21		21:00	3-7	0-1	2-4	1-1	2	3	5	2	0	1	8	
vs. rv/#23 Oregon	11/24/21	*	29:24	2-5	0-0	0-0	0-2	2	1	6	2	1	0	4	
NORTHWESTERN STATE	11/30/21	*	32:10	4-6	2-3	2-2	0-3	3	4	9	2	0	4	12	
BRYANT	12/3/21	*	10:17	3-4	0-1	0-0	0-0	0	0	4	0	0	1	6	
ALCORN STATE	12/6/21	*	33:07	2-3	1-2	0-0	0-5	5	0	10	0	0	2	5	
at #9/9 Alabama	12/11/21	*	29:11	5-12	1-1	1-2	1-0	1	4	3	2	0	2	12	
LOUISIANA	12/14/21	*	38:28	4-11	1-3	7-7	1-4	5	3	5	2	0	1	16	
vs. Oklahoma State	12/18/21	*	27:44	5-11	2-4	6-8	1-0	1	4	8	3	0	2	18	
TEXAS STATE	12/22/21	*	34:33	5-11	2-5	0-0	0-4	4	2	10	2	0	2	12	
* CINCINNATI	12/28/21		Postponed												
* at Temple	1/2/22	*	40:00	5-17	0-6	4-4	0-2	2	1	6	4	0	1	14	
* at South Florida	1/5/22	*	28:18	4-9	0-3	5-6	0-1	1	4	4	1	1	0	13	
* WICHITA STATE	1/8/22	*	35:33	5-14	0-3	0-1	0-4	4	2	7	3	1	4	10	
* at Tulsa	1/15/22	*	4:37	0-1	0-0	0-0	0-0	0	0	0	0	0	0	0	
* SOUTH FLORIDA	1/18/22	*	20:22	0-4	0-1	0-0	0-3	3	2	5	2	1	1	0	
* EAST CAROLINA	1/22/22	*	31:35	2-5	0-0	3-3	1-2	3	2	5	1	1	4	7	
* at UCF	1/29/22	*	36:58	3-10	1-4	2-3	2-2	4	3	2	1	1	3	9	
* TULANE	2/2/22	*	17:12	3-6	1-2	0-1	3-3	6	4	3	1	0	1	7	
* at Cincinnati	2/6/22	*	31:32	8-15	1-3	0-0	2-3	5	3	6	4	0	3	17	
* at -/rv SMU	2/9/22	*	37:20	6-14	2-5	0-0	1-3	4	4	12	4	0	0	14	
* MEMPHIS	2/12/22	*	37:31	5-11	2-6	0-0	1-1	2	3	3	4	0	0	12	
* UCF	2/17/22	*	36:24	4-10	2-5	2-2	0-4	4	1	8	3	0	2	12	
* at Wichita State	2/20/22	*	49:31	5-18	3-8	0-0	1-6	7	1	9	2	0	4	13	
* at Tulane	2/23/22	*	37:10	3-9	1-4	2-4	0-4	4	1	7	2	0	0	9	
* rv/rv SMU	2/27/22	*	33:59	3-13	0-4	4-4	1-1	2	3	11	1	0	3	10	
* CINCINNATI	3/1/22	*	28:59	1-3	0-1	2-2	0-4	4	2	2	4	0	0	4	
* TEMPLE	3/3/22	*	37:15	4-7	2-4	0-0	0-4	4	3	13	1	0	3	10	
* at Memphis	3/6/22	*	29:52	4-9	1-4	0-1	1-2	3	3	8	4	0	1	9	
vs. Cincinnati	3/11/22	*	37:20	6-10	0-2	3-4	1-4	5	3	7	1	1	0	15	
vs. Tulane	3/12/22	*	29:40	2-8	1-5	0-0	0-3	3	1	6	2	0	1	5	
vs. Memphis	3/13/22	*	30:56	3-9	2-5	2-2	0-4	4	4	6	0	0	1	10	
vs. UAB	3/18/22	*	34:10	4-8	2-4	2-2	0-3	3	2	7	1	0	1	12	
vs. #19/16 Illinois	3/20/22	*	37:19	7-13	1-2	3-3	1-0	1	3	3	3	0	3	18	
vs. #2/2 Arizona	3/24/22	*	37:49	5-16	2-5	9-10	1-3	4	2	6	5	0	2	21	
vs. #6/5 Villanova	3/26/22	*	37:53	4-13	0-5	1-2	1-1	2	1	2	1	0	0	9	

SHEAD's 2020-21 GAME-BY-GAME (23-3 • 12-2 American)

Opponent	Date	GS	Min	FG-A	3FG-A	FT-A	Off-Def	Tot	PF	A	TO	Blk	Stl	Pts	
LAMAR	11/25/20		17:59	1-5	0-4	0-0	0-1	1	1	3	0	4	1	2	
BOISE STATE	11/27/20		DNP - Illness												
vs. #14/13 Texas Tech	11/29/20		1:44	0-0	0-0	0-0	0-0	0	0	0	0	0	1	0	
SOUTH CAROLINA	12/5/20		24:56	3-7	1-3	2-2	0-1	1	2	1	3	1	1	9	
SAM HOUSTON STATE	12/9/20		Canceled												
RICE	12/12/20		Canceled												
ALCORN STATE	12/20/20	*	22:44	4-12	1-7	1-1	1-0	1	3	3	5	0	2	10	
* TEMPLE	12/22/20		11:54	0-1	0-0	0-0	0-1	1	1	1	1	0	0	0	
* at rv/rv UCF	12/26/20		4:56	0-0	0-0	1-2	0-0	0	0	1	0	0	0	1	
* at Tulsa	12/29/20		6:59	0-1	0-1	0-0	0-0	0	0	0	0	0	0	0	
* at rv/rv SMU	1/3/21		10:25	1-3	0-1	2-2	0-1	1	1	0	0	0	1	4	
* WICHITA STATE	1/6/21		2:11	0-0	0-0	0-0	0-0	0	0	0	0	0	0	0	
* TULANE	1/9/21		6:30	1-3	0-1	0-0	0-1	1	1	0	1	0	0	2	
* at USF	1/14/21		Canceled												
* UCF	1/17/21		5:54	2-3	0-0	0-0	0-0	0	1	2	0	0	1	4	
* -/rv TULSA	1/20/21		9:48	0-5	0-0	2-2	0-1	1	0	1	1	0	1	2	
* at Temple	1/23/21		2:27	1-2	0-1	0-0	0-0	0	0	0	1	0	0	2	
* at Tulane	1/28/21		18:22	4-6	0-0	0-0	0-1	1	2	4	3	0	0	8	
* SMU	1/31/21		2:31	1-1	0-0	2-2	0-0	0	0	0	0	0	1	4	
* at ECU	2/3/21		1:38	0-0	0-0	0-0	0-1	1	0	0	0	0	0	0	
OUR LADY of the LAKE	2/6/21	*	35:54	10-16	0-2	0-0	1-8	9	2	11	5	0	8	20	
* at USF	2/10/21		DNP - Coach's decision												
* MEMPHIS	2/14/21		Postponed												
* ECU	2/17/21		Postponed												
* at Wichita State	2/18/21		DNP - Coach's decision												
* CINCINNATI	2/21/21		10:57	2-3	0-0	0-0	0-1	1	1	0	0	0	1	4	
rv/- WKU	2/25/21		6:51	0-1	0-1	0-0	0-1	1	1	1	0	0	1	0	
* USF	2/28/21		14:25	2-2	0-0	1-1	0-1	1	1	4	1	0	1	5	
* MEMPHIS	3/7/21		DNP - Coach's decision												
vs. Tulane	3/12/21		2:16	1-1	1-1	0-0	0-1	1	0	2	0	0	0	3	
vs. Memphis	3/13/21		3:25	0-0	0-0	0-0	0-0	0	0	0	0	0	0	0	
vs. Cincinnati	3/14/21		16:10	1-1	0-0	0-0	0-2	2	3	3	0	0	1	2	
vs. Cleveland State	3/19/21		11:59	0-2	0-2	0-2	0-2	2	1	1	3	0	0	0	
vs. Rutgers	3/21/21		2:47	0-0	0-0	0-0	0-0	0	0	0	0	0	0	0	
vs. Syracuse	3/27/21		DNP - Coach's decision												
vs. Oregon State	3/29/21		DNP - Coach's decision												
vs. #3/3 Baylor	4/3/21		1:46	1-2	0-0	1-2	1-1	2	0	0	0	0	0	3	



#25 JARACE WALKER

Guard

6-8 • 240 • Freshman-HS

New Freedom, Pa. (IMG Academy [Bradenton, Fla.]

Undeclared Major

 jarace walker  jaracew

FRESHMAN (2022-23)

Made his collegiate debut in season-opening win over Northern Colorado inside the Fertitta Center... Led all players with 12 rebounds, including six offensive boards, and added eight points with a block against the Bears (11/7)... Led all players with 23 points on 10-of-14 shooting and grabbed eight rebounds with two assists and two steals in win over Saint Joseph's at Veterans Classic in Annapolis, Md. (11/11)... Scored 19 points on 9-of-11 shooting and grabbed six rebounds with two assists, steal and blocked shot against Texas Southern in finale of Cougar Classic... Named to event's All-Tournament Team (11/16)... Finished with 10 points, a team-high six rebounds, three assists, two steals and a block at rv/rv Oregon (11/20)... Tied for game-high honors with eight rebounds and added nine points with two assists, a steal and blocked shot in home win over Norfolk State (11/29)... Recorded the first double-double of his career with 12 points on 6-of-12 shooting and 10 rebounds, including five offensive boards, in home win over North Florida... Also added three assists, three steals and a blocked shot against the Ospreys (12/6).

CAREER HIGHS

Points

23, vs. Saint Joseph's (11/11/22)

Field Goals Made

10, vs. Saint Joseph's (11/11/22)

Field Goal Attempts

14, vs. Saint Joseph's (11/11/22)

14, vs. Northern Colorado (11/7/22)

3-Point Field Goals Made

2, at rv/rv Oregon (11/20/22)

2, vs. Saint Joseph's (11/11/22)

3-Point Field Goal Attempts

4, vs. Saint Joseph's (11/11/22)

4, vs. Northern Colorado (11/7/22)

Free Throws Made

2, done four times; Most recently vs. #8/10 Alabama (12/10/22)

Free Throw Attempts

4, vs. #8/10 Alabama (12/10/22)

Rebounds

12, vs. Northern Colorado (11/7/22)

Offensive Rebounds

6, vs. Northern Colorado (11/7/22)

Defensive Rebounds

6, vs. Northern Colorado (11/7/22)

Assists

3, vs. North Florida (12/6/22)

3, at rv/rv Oregon (11/20/22)

Steals

3, vs. North Florida (12/6/22)

Blocked Shots

2, vs. #8/10 Alabama (12/10/22)

2, vs. -/rv Saint Mary's (12/3/22)

2, vs. Kent State (11/26/22)

Minutes Played

31:32, vs. Saint Joseph's (11/11/22)

PRESEASON HONORS

- All-American Athletic Conference Preseason Rookie of the Year
- Karl Malone Award Watch List

HONORS


- Cougar Classic All-Tournament Team
- American Athletic Conference Rookie of the Week (Nov. 14, 2022)

2022-23 GAME-BY-GAME STATISTICS (9-1 • 0-0 American)

Date	Opponent	GS	Min	FG-A	3FG-FGA	FT-FTA	OR-DR	Tot	PF	A	TO	Blk	Stl	Pts
11/7/22	NORTHERN COLORADO	*	28:24	3-14	0-4	2-3	6-6	12	0	0	1	1	0	8
11/11/22	vs. Saint Joseph's	*	31:32	10-14	2-4	1-2	3-5	8	3	2	1	0	2	23
11/14/22	ORAL ROBERTS	*	13:04	0-4	0-1	2-2	1-2	3	2	1	2	0	0	2
11/16/22	TEXAS SOUTHERN	*	30:40	9-11	1-1	0-0	2-4	6	2	2	1	1	1	19
11/20/22	at rv/rv Oregon	*	22:40	4-9	2-2	0-0	1-5	6	4	3	0	1	2	10
11/26/22	KENT STATE	*	19:00	0-2	0-1	1-2	2-4	6	2	0	3	2	0	1
11/29/22	NORFOLK STATE	*	22:02	3-5	1-1	2-2	3-5	8	3	2	3	1	1	9
12/3/22	vs. -/rv Saint Mary's (Calif.)	*	19:34	1-7	0-1	0-0	2-1	3	2	0	0	2	0	2
12/6/22	NORTH FLORIDA	*	25:45	6-12	0-1	0-1	5-5	10	2	3	1	1	3	12
12/10/22	#8/10 ALABAMA	*	27:50	3-4	0-0	2-4	1-4	5	3	2	0	2	2	8
12/13/22	NORTH CAROLINA A&T	---	---	---	---	---	---	---	---	---	---	---	---	---
12/17/22	at #2/2 Virginia	---	---	---	---	---	---	---	---	---	---	---	---	---
12/21/22	MCNEESE	---	---	---	---	---	---	---	---	---	---	---	---	---
12/28/22	* at Tulsa	---	---	---	---	---	---	---	---	---	---	---	---	---
12/31/22	* UCF	---	---	---	---	---	---	---	---	---	---	---	---	---
1/5/23	* SMU	---	---	---	---	---	---	---	---	---	---	---	---	---
1/8/23	* at Cincinnati	---	---	---	---	---	---	---	---	---	---	---	---	---
1/11/23	* SOUTH FLORIDA	---	---	---	---	---	---	---	---	---	---	---	---	---
1/11/23	* at Tulane	---	---	---	---	---	---	---	---	---	---	---	---	---
1/22/23	* TEMPLE	---	---	---	---	---	---	---	---	---	---	---	---	---
1/25/23	* at UCF	---	---	---	---	---	---	---	---	---	---	---	---	---
1/28/23	* CINCINNATI	---	---	---	---	---	---	---	---	---	---	---	---	---
2/2/23	* at Wichita State	---	---	---	---	---	---	---	---	---	---	---	---	---
2/5/23	* at Temple	---	---	---	---	---	---	---	---	---	---	---	---	---
2/8/23	* TULSA	---	---	---	---	---	---	---	---	---	---	---	---	---
2/16/23	* at SMU	---	---	---	---	---	---	---	---	---	---	---	---	---
2/19/23	* MEMPHIS	---	---	---	---	---	---	---	---	---	---	---	---	---
2/22/23	* TULANE	---	---	---	---	---	---	---	---	---	---	---	---	---
2/25/23	* at East Carolina	---	---	---	---	---	---	---	---	---	---	---	---	---
3/2/23	* WICHITA STATE	---	---	---	---	---	---	---	---	---	---	---	---	---
3/5/23	* at Memphis	---	---	---	---	---	---	---	---	---	---	---	---	---

CAREER STATISTICS

Year	W-L	GP-GS	MP	FG-FGA	Pct	3P-A	Pct	FT-FTA	Pct	Off-Def	Reb - Avg	PF-DQ	Ast	TO	Blk	Stl	Pts - Avg
2022-23	9-1	10-10	241	39-82	.476	6-16	.375	10-16	.625	26-41	67 - 6.7	23-0	15	12	11	11	94 - 9.4
Totals	9-1	10-10	241	39-82	.476	6-16	.375	10-16	.625	26-41	67 - 6.7	23-0	15	12	11	11	94 - 9.4



#3 RAMON WALKER, Jr.

Guard

6-4 • 210 • Sophomore-1L

Pearland, Texas (Shadow Creek HS)

Undeclared Major

 [ramonwalkerjr](#)  [ramonwalker04](#)

Southern in finale of Cougar Classic (11/16).

CAREER HIGHS

Points

13, at Temple (1/2/22)

Field Goals Made

4, done four times; Most recently vs. Tulane (3/12/22)

Field Goal Attempts

10, at Temple (1/2/22)

3-Point Field Goals Made

3, done three times; Most recently vs. Tulane (3/12/22)

3-Point Field Goal Attempts

6, vs. Tulane (2/2/22)
6, at Temple (1/2/22)

Free Throws Made

3, vs. Cincinnati (3/11/2022)
3, vs. Oklahoma State (12/18/21)

Free Throw Attempts

4, vs. Oklahoma State (12/18/21)

Rebounds

7, vs. rv/rv SMU (2/27/22)

Offensive Rebounds

3, vs. Temple (3/3/22)
3, vs. Tulane (2/2/22)

Defensive Rebounds

6, at Tulsa (1/15/22)

Assists

2, done four times; Most recently vs. Northern Colorado (11/7/22)

Steals

2, vs. Oklahoma State (12/18/21)

Blocked Shots

1, vs. Cincinnati (3/1/22)
1, at Wichita State (2/20/22)

Minutes Played

37:01, at Temple (1/2/22)

SOPHOMORE (2022-23)

Made his season debut in season-opening win over Northern Colorado inside the Fertitta Center... Posted two assists and a rebound against the Bears (11/7)... Scored nine points with five rebounds and a steal in win over Saint Joseph's at Veterans Classic in Annapolis, Md. (11/11)... Grabbed six rebounds, including two offensive, in home win over Oral Roberts during first game of the Cougar Classic (11/14)... Finished with seven points, four rebounds, an assist and steal in home win over Texas

2022-23 GAME-BY-GAME STATISTICS (6-1 • 0-0 American)

Date	Opponent	GS	Min	FG-A	3FG-FGA	FT-FTA	OR-DR	Tot	PF	A	TO	Blk	Stl	Pts
11/7/22	NORTHERN COLORADO		13:38	1-2	1-2	0-0	0-1	1	3	2	0	0	0	3
11/11/22	vs. Saint Joseph's		18:09	3-6	2-4	1-2	2-2	4	5	0	0	0	1	9
11/14/22	ORAL ROBERTS		20:20	0-1	0-1	0-0	2-4	6	1	0	2	0	0	0
11/16/22	TEXAS SOUTHERN		17:47	3-6	1-3	0-0	1-3	4	2	1	0	0	1	7
11/20/22	at rv/rv Oregon		7:18	0-0	0-0	2-3	0-0	0	0	0	0	0	0	2
11/26/22	KENT STATE													
11/29/22	NORFOLK STATE													
12/3/22	vs. -/rv Saint Mary's (Calif.)													
12/6/22	NORTH FLORIDA		21:05	0-4	0-3	2-2	0-3	3	2	0	2	0	0	2
12/10/22	#8/10 ALABAMA		16:33	0-2	0-1	0-0	1-3	4	3	0	0	0	0	3
12/13/22	NORTH CAROLINA A&T													
12/17/22	at #2/2 Virginia													
12/21/22	MCNEESE													
12/28/22	* at Tulsa													
12/31/22	* UCF													
1/5/23	* SMU													
1/8/23	* at Cincinnati													
1/11/23	* SOUTH FLORIDA													
1/11/23	* at Tulane													
1/22/23	* TEMPLE													
1/25/23	* at UCF													
1/28/23	* CINCINNATI													
2/2/23	* at Wichita State													
2/5/23	* at Temple													
2/8/23	* TULSA													
2/16/23	* at SMU													
2/19/23	* MEMPHIS													
2/22/23	* TULANE													
2/25/23	* at East Carolina													
3/2/23	* WICHITA STATE													
3/5/23	* at Memphis													

CAREER STATISTICS

Year	W-L	GP-GS	MP	FG-FGA	Pct	3P-A	Pct	FT-FTA	Pct	Off-Def	Reb - Avg	PF-DQ	Ast	TO	Blk	Stl	Pts - Avg
2021-22	24-4	28-2	517	28-82	.341	17-62	.274	16-19	.842	22-53	75 - 2.7	46-0	14	15	3	10	89 - 3.2
2022-23	6-1	7-0	115	7-21	.333	4-14	.286	5-7	.714	6-16	22 - 3.1	16-1	3	4	0	2	23 - 3.3
Totals	30-5	35-2	632	35-103	.340	21-76	.276	21-26	.808	28-69	97 - 2.8	62-1	17	19	3	12	112 - 3.2

WALKER Jr.'s 2021-22 GAME-BY-GAME (24-4 • 15-3 American)

Opponent	Date	GS	Min	FG-A	3FG-A	FT-A	Off-Def	Tot	PF	A	TO	Blk	Stl	Pts
HOFSTRA	11/9/21			DNP – Coach's Decision										
RICE	11/12/21			DNP – Injury										
rv/#25 VIRGINIA	11/16/21			DNP – Injury										
vs. Butler	11/22/21			DNP – Injury										
vs. Wisconsin	11/23/21			DNP – Injury										
vs. rv/#23 Oregon	11/24/21			DNP – Injury										
NORTHWESTERN STATE	11/30/21			DNP – Injury										
BRYANT	12/3/21			DNP – Injury										
ALCORN STATE	12/6/21			DNP – Injury										
at #9/9 Alabama	12/11/21			DNP – Injury										
LOUISIANA	12/14/21		7:09	0-3	0-2	0-0	0-0	0	1	0	0	0	0	0
vs. Oklahoma State	12/18/21		17:25	0-0	0-0	3-4	0-1	1	1	0	1	0	2	3
TEXAS STATE	12/22/21		22:39	2-4	1-3	0-0	1-4	5	1	1	0	0	0	5
* CINCINNATI	12/28/21			Postponed										
* at Temple	1/2/22	*	37:01	4-10	3-6	2-2	1-2	3	0	0	1	0	1	13
* at South Florida	1/5/22		19:11	0-4	0-4	0-0	0-1	1	1	1	1	0	0	0
* WICHITA STATE	1/8/22		12:20	1-4	1-4	2-2	0-1	1	1	1	0	0	1	5
* at Tulsa	1/15/22		30:45	1-5	0-4	0-0	0-6	6	4	1	1	0	0	2
* SOUTH FLORIDA	1/18/22	*	22:27	1-7	0-5	0-0	2-3	5	3	2	0	0	0	2
* EAST CAROLINA	1/22/22		17:01	1-2	1-2	0-0	1-5	6	4	0	0	0	0	3
* at UCF	1/29/22		9:28	1-1	0-0	0-0	0-0	0	3	0	0	0	1	2
* TULANE	2/2/22		25:21	4-9	1-6	2-2	3-1	4	2	0	1	0	0	11
* at Cincinnati	2/6/22		20:33	0-2	0-2	0-0	0-1	1	1	1	0	0	0	0
* at –/rv SMU	2/9/22		13:08	0-0	0-0	0-0	0-1	1	1	0	1	0	0	0
* MEMPHIS	2/12/22		11:04	0-1	0-1	0-0	1-0	1	0	0	0	0	0	0
* UCF	2/17/22		13:15	2-2	2-2	2-3	0-1	1	2	0	1	0	1	8
* at Wichita State	2/20/22		31:09	4-6	3-5	0-0	2-0	2	2	0	1	1	0	11
* at Tulane	2/23/22		20:02	1-4	1-4	0-0	1-4	5	1	2	0	0	0	3
* rv/rv SMU	2/27/22		22:10	0-1	0-1	0-1	2-5	7	3	0	0	0	0	0
* CINCINNATI	3/1/22		19:07	0-3	0-2	0-0	0-1	1	3	0	2	1	0	0
* TEMPLE	3/3/22		13:12	0-0	0-0	0-0	3-1	4	0	0	1	0	0	0
* at Memphis	3/6/22		12:52	0-1	0-1	0-0	1-2	3	2	1	2	0	1	0
vs. Cincinnati	3/11/22		13:06	0-0	0-0	3-3	0-1	1	2	1	0	0	0	3
vs. Tulane	3/12/22		23:19	4-7	3-4	0-0	1-5	6	1	1	1	0	1	11
vs. Memphis	3/13/22		19:40	0-2	0-2	0-0	1-0	1	0	0	1	0	0	0
vs. UAB	3/18/22		16:28	0-1	0-1	2-2	2-4	6	3	2	0	0	1	2
vs. #19/16 Illinois	3/20/22		11:55	0-0	0-0	0-0	0-0	0	1	0	0	0	0	0
vs. #2/2 Arizona	3/24/22		26:30	2-3	1-2	0-0	0-3	3	2	0	0	1	1	5
vs. #6/5 Villanova	3/26/22		8:45	0-0	0-0	0-0	0-0	0	1	0	0	0	0	0



#24 MYLIK WILSON

Guard

6-3 • 175 • Senior-TR

Rayville, La.-Rayville HS (Texas Tech/Louisiana)

Liberal Studies

 m.w.13  mylikw13

SENIOR (2022-23)

Expected to sit out as a redshirt... Has not competed in any games.

CAREER HIGHS

Points

30, at Appalachian State (1/6/20)

Field Goals Made

10, at Appalachian State (1/6/20)

Field Goal Attempts

19, at Appalachian State (1/6/20)

3-Point Field Goals Made

5, at UT Arlington (1/16/21)

5, vs. South Alabama (1/2/20)

3-Point Field Goal Attempts

9, vs. South Alabama (1/2/20)

Free Throws Made

7, at ULM (2/13/21)

7, at Arkansas State (12/18/19)

Free Throw Attempts

10, at Arkansas State (12/18/19)

Rebounds

16, at UT Arlington (1/16/21)

Offensive Rebounds

6, vs. LSU-Alexandria (12/8/20)

Defensive Rebounds

13, at UT Arlington (1/16/21)

Assists

8, vs. Coastal Carolina (3/3/20)

Steals

5, vs. New Orleans (12/15/20)

5, vs. Coastal Carolina (3/3/20)

Blocked Shots

3, vs. Kansas State (2/28/22)

3, vs. ULM (2/11/21)

Minutes Played

40, vs. South Alabama (3/6/21)

40, at Appalachian State (1/6/20)

Accomplished prior to Houston
2019-21 - Louisiana | 2021-22 Texas Tech

2022-23 GAME-BY-GAME STATISTICS (0-0 • 0-0 American)

Date	Opponent	GS	Min	FG-A	3FG-FGA	FT-FTA	OR-DR	Tot	PF	A	TO	Blk	Stl	Pts
11/7/22	NORTHERN COLORADO			DNP - Coach's Decision										
11/11/22	vs. Saint Joseph's			DNP - Coach's Decision										
11/14/22	ORAL ROBERTS			DNP - Coach's Decision										
11/16/22	TEXAS SOUTHERN			DNP - Coach's Decision										
11/20/22	at rv/rv Oregon			DNP - Coach's Decision										
11/26/22	KENT STATE			DNP - Coach's Decision										
11/29/22	NORFOLK STATE			DNP - Coach's Decision										
12/3/22	vs. -/rv Saint Mary's (Calif.)			DNP - Coach's Decision										
12/6/22	NORTH FLORIDA			DNP - Coach's Decision										
12/10/22	#8/10 ALABAMA			DNP - Coach's Decision										
12/13/22	NORTH CAROLINA A&T	--	--	--	--	--	--	--	--	--	--	--	--	--
12/17/22	at #2/2 Virginia	--	--	--	--	--	--	--	--	--	--	--	--	--
12/21/22	McNEESE	--	--	--	--	--	--	--	--	--	--	--	--	--
12/28/22	* at Tulsa	--	--	--	--	--	--	--	--	--	--	--	--	--
12/31/22	* UCF	--	--	--	--	--	--	--	--	--	--	--	--	--
1/5/23	* SMU	--	--	--	--	--	--	--	--	--	--	--	--	--
1/8/23	* at Cincinnati	--	--	--	--	--	--	--	--	--	--	--	--	--
1/11/23	* SOUTH FLORIDA	--	--	--	--	--	--	--	--	--	--	--	--	--
1/11/23	* at Tulane	--	--	--	--	--	--	--	--	--	--	--	--	--
1/22/23	* TEMPLE	--	--	--	--	--	--	--	--	--	--	--	--	--
1/25/23	* at UCF	--	--	--	--	--	--	--	--	--	--	--	--	--
1/28/23	* CINCINNATI	--	--	--	--	--	--	--	--	--	--	--	--	--
2/2/23	* at Wichita State	--	--	--	--	--	--	--	--	--	--	--	--	--
2/5/23	* at Temple	--	--	--	--	--	--	--	--	--	--	--	--	--
2/8/23	* TULSA	--	--	--	--	--	--	--	--	--	--	--	--	--
2/16/23	* at SMU	--	--	--	--	--	--	--	--	--	--	--	--	--
2/19/23	* MEMPHIS	--	--	--	--	--	--	--	--	--	--	--	--	--
2/22/23	* TULANE	--	--	--	--	--	--	--	--	--	--	--	--	--
2/25/23	* at East Carolina	--	--	--	--	--	--	--	--	--	--	--	--	--
3/2/23	* WICHITA STATE	--	--	--	--	--	--	--	--	--	--	--	--	--
3/5/23	* at Memphis	--	--	--	--	--	--	--	--	--	--	--	--	--

CAREER STATISTICS

Year	W-L	GP-GS	MP	FG-FGA	Pct	3P-A	Pct	FT-FTA	Pct	Off-Def	Reb - Avg	PF-DQ	Ast	TO	Blk	Stl	Pts - Avg
2019-20 (at UL)	14-15	29-24	991	128-270	.474	7-21	.333	48-68	.706	34-132	166 - 5.7	79-0	85	82	18	68	333 - 11.5
2020-21 (at UL)	17-9	26-26	877	132-301	.439	13-53	.245	59-81	.728	32-111	143 - 5.5	66-1	83	56	25	52	336 12.9
2021-22 (at TTU)	24-8	32-5	487	31-71	.437	2-12	.167	17-27	.630	9-45	54 - 1.7	26-0	53	27	17	38	81 - 2.5
2022-23	0-0	0-0	0	0-0	.000	0-0	.000	0-0	.000	0-0	0 - 0.0	0-0	0	0	0	0	0 - 0.0
UH Totals	0-0	0-0	0	0-0	.000	0-0	.000	0-0	.000	0-0	0 - 0.0	0-0	0	0	0	0	0 - 0.0
UL Totals	31-24	55-50	1,868	260-571	.455	20-74	.270	107-149	.718	66-243	309 - 5.6	145-1	168	138	43	120	669 - 12.2
TTU Totals	24-8	32-5	487	31-71	.437	2-12	.167	17-27	.630	9-45	54 - 1.7	26-0	53	27	17	38	81 - 2.5
Totals	55-32	87-55	2,355	291-642	.453	22-86	.256	124-176	.705	75-288	363 - 4.2	171-1	221	165	60	158	750 - 8.6

WILSON's 2021-22 GAME-BY-GAME (24-8 - 12-5 Big 12 at Texas Tech)

Opponent	GS	Min	FG-A	3FG-A	FT-A	O-D-T	PF	A	TO	Blk	Stl	Pts
NORTH FLORIDA	*	28	2-3	0-0	1-2	0-2-2	1	7	7	1	2	5
GRAMBLING STATE	*	23	1-4	0-1	2-2	1-3-4	1	3	0	1	1	4
PRAIRIE VIEW A&M	*	27	3-7	0-0	1-4	1-1-2	2	5	0	0	3	7
vs. UIW		11	0-3	0-1	0-0	0-1-1	0	2	1	0	2	0
OMAHA	*	20	4-4	0-0	0-0	0-0-0	0	4	0	0	3	8
LAMAR	*	27	2-4	1-2	0-0	0-3-3	1	4	2	3	2	5
at Providence		25	1-4	0-2	2-2	1-2-3	2	1	1	0	2	4
vs. Tennessee		5	0-0	0-0	0-0	0-0-0	1	0	2	1	0	0
ARKANSAS STATE		DNP										
vs. #5 Gonzaga		DNP										
EASTERN WASHINGTON		DNP										
ALABAMA STATE		DNP										
* at #11 Iowa State		DNP										
* KANSAS		24	2-3	1-1	0-0	1-3-4	2	5	2	0	1	5
* at Baylor		4	0-0	0-0	0-0	0-2-2	0	0	1	0	0	0
* OKLAHOMA STATE		14	2-2	0-0	0-0	0-0-0	0	1	1	1	1	4
* at Kansas State		1	0-0	0-0	0-0	0-0-0	0	0	0	0	0	0
* IOWA STATE		6	1-1	0-0	0-0	0-0-0	1	0	1	0	0	2
* WEST VIRGINIA		10	0-0	0-0	1-2	0-1-1	0	0	1	0	1	1
* at Kansas		22	1-4	0-0	3-4	2-2-4	1	1	0	2	1	5
* MISSISSIPPI STATE		22	3-4	0-0	6-6	0-2-2	1	1	0	0	1	12
* TEXAS		24	2-6	0-2	1-2	0-3-3	1	2	2	0	4	5
* at West Virginia		21	1-2	0-0	0-0	0-3-3	1	3	3	1	1	2
* at Oklahoma		24	1-3	0-1	0-0	1-3-4	1	1	1	0	2	2
* TCU		17	1-2	0-0	0-2	0-1-1	3	2	0	0	1	2
* BAYLOR		11	1-1	0-0	0-0	0-1-1	2	1	0	1	1	2
* at Texas		20	0-3	0-1	0-1	0-5-5	1	1	1	0	1	0
* OKLAHOMA		16	1-1	0-0	0-0	0-3-3	1	0	1	0	2	2
* at TCU		9	0-0	0-0	0-0	1-0-1	2	1	2	0	1	0
* KANSAS STATE		18	1-4	0-1	0-0	0-2-2	1	2	1	3	1	2
* at Oklahoma State		8	0-1	0-0	0-0	0-1-1	0	0	0	0	0	0
vs. Iowa State		14	0-0	0-0	0-0	0-1-1	0	1	1	2	1	0
vs. Oklahoma		3	0-0	0-0	0-0	0-0-0	0	0	1	1	1	0
vs. Kansas		7	0-1	0-0	0-0	1-0-1	0	3	0	0	0	0
vs. Montana State		16	1-3	0-0	0-0	0-0-0	0	2	1	0	1	2
vs. Notre Dame		10	0-1	0-0	0-0	0-0-0	0	0	0	0	1	0
vs. Duke		0+	0-0	0-0	0-0	0-0-0	0	0	0	0	0	0

WILSON's 2019-20 GAME-BY-GAME (14-15 - 8-8 Sun Belt at Louisiana)

Opponent	GS	Min	FG-A	3FG-A	FT-A	O-D-T	PF	A	TO	Blk	Stl	Pts
LOYOLA (N.O.)		34	5-10	0-2	1-2	0-4-4	1	4	5	1	4	11
McNEESE	*	40	3-9	0-2	0-0	4-2-6	4	5	2	2	2	6
at TCU		35	6-15	2-5	2-3	1-5-6	3	2	5	0	3	16
YOUNGSTOWN STATE	*	34	4-9	0-0	1-2	0-3-3	2	2	3	1	2	9
at Wyoming		36	1-6	0-3	0-2	2-7-9	2	0	3	0	2	2
vs. Detroit-Mercy		30	4-6	2-3	0-0	1-2-3	2	3	1	0	1	10
vs. UC Irvine		20	2-4	1-1	1-1	0-0-0	0	0	1	0	0	6
SOUTHEASTERN LA.		24	3-5	0-1	0-0	2-2-4	1	2	3	0	1	6
at Arizona State	*	35	5-10	3-4	3-5	3-5-8	3	0	6	2	3	16
LOUISIANA TECH	*	29	3-7	0-0	1-3	1-2-3	4	1	1	0	4	7
* at Arkansas State		36	2-6	1-1	7-10	2-2-4	4	2	2	0	1	12
* LITTLE ROCK	*	34	3-4	1-1	1-2	0-2-2	3	4	2	0	5	8
UCSANTA BARBARA	*	39	7-11	1-2	0-0	1-2-3	4	4	0	1	3	15
* SOUTH ALABAMA	*	32	6-10	5-9	0-0	1-6-7	2	3	3	1	0	17
* TROY	*	36	7-10	0-2	4-4	3-10-13	3	5	5	1	3	18
* at Appalachian State		40	10-19	4-8	6-8	0-9-9	2	3	2	1	5	30
* at Georgia State		DNP										
at Georgia Southern		DNP										
* UT ARLINGTON		DNP										
* TEXAS STATE		DNP										
* ULM	*	26	3-8	0-1	3-3	0-5-5	3	3	2	0	2	9
* at UT Arlington		30	3-10	0-4	0-0	0-4-4	2	0	1	1	2	6
* at Texas State		36	6-16	1-4	2-2	0-8-8	3	3	4	2	0	15
* GEORGIA STATE	*	39	6-10	1-3	3-3	2-6-8	4	1	4	1	4	16
* GEORGIA SOUTHERN	*	35	3-6	1-1	2-2	2-7-9	4	3	4	0	2	9
* at South Alabama		39	3-10	0-2	0-0	1-2-3	2	7	0	0	4	6
* at Troy		36	4-10	1-2	2-4	0-7-7	3	3	5	1	1	11
* at ULM		35	3-7	1-3	1-2	2-4-6	4	5	3	0	1	8
* ARKANSAS STATE	*	37	4-10	0-4	2-3	1-7-8	2	2	2	1	1	10
* at Little Rock		36	8-12	0-2	2-2	0-4-4	4	4	3	0	4	18
* COASTAL CAROLINA		36	4-6	0-1	2-3	1-1-2	1	8	2	0	5	10
* ARKANSAS STATE	*	39	6-13	3-5	2-2	2-10-12	4	2	4	1	3	17
* at Georgia Southern		33	4-11	1-5	0-0	2-4-6	3	4	4	1	0	9

WILSON's 2020-21 GAME-BY-GAME (17-9 - 10-7 Sun Belt at Louisiana)

Opponent	GS	Min	FG-A	3FG-A	FT-A	O-D-T	PF	A	TO	Blk	Stl	Pts
vs. Baylor	*	34	4-12	0-3	0-0	0-3-3	2	2	2	1	2	8
at New Orleans	*	36	7-17	1-4	6-7	0-6-6	2	2	2	0	5	21
LSU-SHREVEPORT	*	37	6-17	0-3	2-3	2-8-10	3	7	4	2	0	14
LSU-ALEXANDRIA	*	29	7-16	1-4	0-0	6-1-7	1	6	2	1	1	15
LOUISIANA TECH	*	28	5-10	0-2	1-3	0-3-3	2	2	1	1	3	11
NEW ORLEANS	*	31	6-11	0-0	3-4	1-2-3	3	3	5	2	5	15
McNEESE	*	34	5-10	0-1	2-2	1-1-2	2	2	2	2	0	12
* TEXAS STATE	*	39	9-14	0-2	3-3	5-6-11	4	2	3	3	4	21
* TEXAS STATE	*	37	4-10	1-3	5-5	0-2-2	4	3	2	0	2	14
* LITTLE ROCK	*	32	5-9	0-1	0-0	0-1-1	2	2	1	1	3	10
* LITTLE ROCK	*	34	3-13	0-1	4-4	1-3-4	4	3	2	0	1	10
* at UT Arlington		30	5-16	1-3	0-0	0-7-7	1	0	0	1	1	11
* at UT Arlington		36	8-11	5-5	4-7	3-13-16	2	2	2	1	4	25
* ARKANSAS STATE	*	32	5-12	0-3	0-1	2-1-3	4	0	0	0	3	10
* ARKANSAS STATE	*	33	5-12	0-1	2-2	0-2-2	0	5	2	0	3	12
* at Texas State		30	3-9	0-2	2-2	0-8-8	3	1	0	0	0	8
* at Texas State		19	3-4	0-0	1-2	2-2-4	4	3	1	0	2	7
* at Arkansas State		35	3-10	0-1	1-2	1-3-4	4	2	3	1	1	7
* at Arkansas State		36	6-15	0-2	0-0	1-5-6	1	2	3	0	3	12
* ULM	*	32	5-13	1-3	2-4	2-3-5	2	3	1	3	0	13
* at ULM		38	6-10	1-4	7-7	1-5-6	2	7	3	1	2	20
* UT ARLINGTON	*	37	2-7	0-0	4-7	1-7-8	2	5	4	2	1	8
* at Little Rock		36	3-7	0-0	5-7	1-3-4	2	3	4	1	1	11
* at Little Rock		34	1-7	0-1	4-6	0-2-2	2	4	2	0	0	6
vs. South Alabama	*	40	7-13	1-2	1-1	2-8-10	3	6	1	1	3	16
vs. Georgia State	*	38	9-16	1-2	0-2	0-6-6	5	6	4	1	2	19

THE LAST TIME...

A TEAM...

Poll Rankings

Was ranked in one national poll

No. 1 (1,502 pts.), Associated Press (Dec. 5, 2022)
No. 1 (757 pts.), USA TODAY Sports Coaches (Dec. 5, 2022)

Was ranked in both national polls

No. 1 (1,502 pts.), Associated Press (Dec. 5, 2022)
No. 1 (757 pts.), USA TODAY Sports Coaches (Dec. 5, 2022)

Received points in one national poll

No. 1 (1,502 pts.), Associated Press (Dec. 5, 2022)
No. 1 (757 pts.), USA TODAY Sports Coaches (Dec. 5, 2022)

Received points in both national polls

No. 1 (1,502 pts.), Associated Press (Dec. 5, 2022)
No. 1 (757 pts.), USA TODAY Sports Coaches (Dec. 5, 2022)

Received 40+ first-place votes in one national poll

43, Associated Press (Nov. 28, 2022)

Received 5+ first-place votes in one national poll

37, Associated Press (Dec. 5, 2022)
21, USA TODAY Sports Coaches (Dec. 5, 2022)

Received 5+ first-place votes in both national polls

37, Associated Press (Dec. 5, 2022)
21, USA TODAY Sports Coaches (Dec. 5, 2022)

Received a first-place vote in one national poll

37, Associated Press (Dec. 5, 2022)
21, USA TODAY Sports Coaches (Dec. 5, 2022)

Received a first-place vote in one national poll

37, Associated Press (Dec. 5, 2022)
21, USA TODAY Sports Coaches (Dec. 5, 2022)

NET Rankings

Was ranked #1 in NET ranking

No. 1, NET rankings (Dec. 5, 2022)

Was ranked in Top Five in NET ranking

No. 1, NET rankings (Dec. 5, 2022)

Was ranked in Top 10 in NET ranking

No. 1, NET rankings (Dec. 5, 2022)

Was ranked in Top 25 in NET ranking

No. 1, NET rankings (Dec. 5, 2022)

vs. Ranked Teams

Played a ranked team

L, 65-71, vs. #8/10 Alabama (12/10/22)

Beat a ranked team at home

W, 67-47, vs. rv/#25 Virginia (11/16/21)

Beat a ranked team on road

W, 65-54, at #16/16 Wichita State (1/18/20)

Beat a ranked team at neutral site

W, 72-60, vs. #2/2 Arizona, NCAA Tournament Sweet 16 (3/24/22)

Lost to a ranked team at home

L, 65-71, vs. #8/10 Alabama (12/10/22)

Lost to a ranked team on road

L, 82-83, at #9/9 Alabama (12/11/21)

Lost to a ranked team at neutral site

L, 44-50, vs. #6/5 Baylor, NCAA Tournament Elite Eight (3/26/22)

Winning Streaks

Won 5+ straight games

8 (11/7/ – 12/10/22)

Won 10+ straight games

12 (12/14/ 21 – 2/9/22)

Won 15+ straight games

15 (11/10/18 – 1/9/19)

Won 20+ straight games

26 (12/17/82 – 4/4/83)

Won 25+ straight games

26 (12/17/82 – 4/4/83)

Won 30+ straight games

32 (3/25/67 – 3/16/68)

Losing Streaks

Lost 5+ straight games

6 (2/5/ – 3/1/15)

Lost 10+ straight games

11 (1/31 – 3/4/98)

Buzzer Beaters

Won on buzzer beater

UH: 67-64, near-halfcourt banked-in heave by Tramon Mark, vs. Memphis (3/7/21)
Opp: 72-71, jumper by T.J. Haws from right wing, bounced off rim and in, vs. BYU (11/15/19)

Margin of Victory

Won by 20+ Points

UH: (34) 76-42, vs. North Florida (12/6/22)
Opp: (21) 85-64, at rv/rv SMU (1/21/17)

Won by 25+ Points

UH: (34) 76-42, vs. North Florida (12/6/22)
Opp: (29) 65-94, vs. #5/5 Louisville, American Championship Quarterfinals (3/14/14)

Won by 30+ Points

UH: (34) 76-42, vs. North Florida (12/6/22)
Opp: (37) 43-80, at rv/rv UConn (1/30/14)

Won by 35+ Points

UH: (48) 100-52, vs. Norfolk State (11/29/22)
Opp: (37) 43-80, at rv/rv UConn (1/30/14)

Won by 40+ Points

UH: (48) 100-52, vs. Norfolk State (11/29/22)
Opp: (47) 63-110, at Washington (12/24/04)

Won by 45+ Points

UH: (48) 100-52, vs. Norfolk State (11/29/22)
Opp: (47) 63-110, at Washington (12/24/04)

Won by 50+ Points

UH: (67) 111-44, vs. Bryant (12/3/21)
Opp: Has not happened

Won by 55+ Points

UH: (67) 111-44, vs. Bryant (12/3/21)
Opp: Has not happened

Won by 60+ Points

UH: (67) 111-44, vs. Bryant (12/3/21)
Opp: Has not happened

Won by 65+ Points

UH: (67) 111-44, vs. Bryant (12/3/21)
Opp: Has not happened

Won by 70+ Points

UH: (77) 158-81, vs. Valparaiso (2/24/68)
Opp: Has not happened

Won by 75+ Points

UH: (77) 158-81, vs. Valparaiso (2/24/68)
Opp: Has not happened

Scored 100 points and lost

L, 101-102 (20T), at Louisiana-Lafayette (1/13/88)

in Overtime

Played an overtime game

W, 76-64 (20T), at Wichita State (2/20/22)

Played a double-overtime game

W, 76-64 (20T), at Wichita State (2/20/22)

Played a triple-overtime game

L, 92-101, at Tulsa (2/16/13)

Played a quadruple-overtime game

L, 77-78 (40T), at TCU (2/17/81)

Total Points

Scored 150+ points

UH: W, 158-81, vs. Valparaiso (2/24/68)
Opp: Has not happened

Scored 140+ points

UH: W, 145-78, vs. Texas Lutheran (12/8/81)
Opp: Has not happened

Scored 130+ points

UH: W, 131-62, vs. Florida Tech (11/22/05)
Opp: Has not happened

Scored 120+ points

UH: W, 131-62, vs. Florida Tech (11/22/05)
Opp: L, 101-121, at Bowling Green (3/1/75)

Scored 110+ points

UH: W, 111-44, vs. Bryant (12/3/21)
Opp: L, 99-112, at Nevada (11/21/09)

Scored 100+ points

UH: W, 100-52, vs. Norfolk State (11/29/22)
Opp: L, 83-104, at UCF (3/7/14)

Scored 95+ points

UH: W, 100-52, vs. Norfolk State (11/29/22)
Opp: L, 83-104, at UCF (3/7/14)

Scored 60 or fewer points

UH: W, 53-48, vs. -/rv Saint Mary's (Calif.), The Battleground 2K22 (12/3/22)
Opp: W, 76-42, North Florida (12/6/22)

Scored 55 or fewer points

UH: W, 53-48, vs. -/rv Saint Mary's (Calif.), The Battleground 2K22 (12/3/22)
Opp: W, 76-42, North Florida (12/6/22)

Scored 50 or fewer points

UH: W, 49-44, vs. Kent State (11/26/22)
Opp: W, 76-42, North Florida (12/6/22)

Scored 45 or fewer points

UH: L, 44-50, vs. #6/5 Villanova, NCAA Tournament Elite Eight (3/26/22)
Opp: W, 76-42, North Florida (12/6/22)

Scored 40 or fewer points

UH: L, 39-42, vs. Oklahoma City (12/15/51)
Opp: W, 83-36, vs. Northern Colorado (11/7/22) (W, 83-36)

Points in a Half

Scored 50+ points in a half

UH: 54 (1st), vs. Norfolk State (11/29/22) (W, 100-52)
Opp: 50 (2nd), at Rice (11/19/19) (W, 97-89)

Scored 50+ points in both halves

UH: 52 (1st), 59 (2nd) vs. Bryant (12/3/21) (W, 111-44)

Opp: 50 (1st), 54 (2nd), at UCF (3/7/14) (L, 83-104)

Scored 55+ points in a half

UH: 59 (2nd), vs. Bryant (12/3/21) (W, 111-44)
Opp: 57 (1st), at #18/14 Louisville (1/16/14) (L, 52-91)

Scored 55+ points in both halves

UH: 56 (1st, 2nd), vs. Houston Baptist (11/26/19) (W, 112-73)

Scored 60+ points in a half

UH: 60 (2nd), vs. Northwestern State (11/30/21) (W, 99-58)

Opp: 64, by Marshall, at C-USA Championship (3/9/11)

Scored 60+ points in both halves

UH: 69 (1st); 62 (2nd), vs. Florida Tech (11/22/05) (W, 131-62)

Opp: Has not happened

Scored 65+ points in a half

UH: 65 (2nd), at Rice (11/19/19) (W, 97-89)

Opp: 66 (2nd), by Purdue (Indianapolis) (L, 90-114)

Scored 65+ points in both halves

UH: 74 (1st); 84 (2nd), vs. Valparaiso (W, 158-81)
Opp: Has not happened

Scored 70+ points in a half

UH: 84 (2nd), vs. Valparaiso (2/24/68) (W, 158-81)

Opp: Has not happened

Scored 70+ points in both halves

UH: 74 (1st); 84 (2nd), vs. Valparaiso (W, 158-81) (2/24/68)

Opp: Has not happened

Scored 75+ points in a half

UH: 84 (2nd), vs. Valparaiso (2/24/68) (W, 158-81)

Opp: Has not happened

THE LAST TIME...

Scored 80+ points in a half

UH: 84 (2nd), vs. Valparaiso (2/24/68 (W, 158-81)
Opp: Has not happened

Scored 85+ points in a half

UH: 85 (1st), vs. Texas Wesleyan (2/22/66)
(W, 152-108)
Opp: Has not happened

Scored 25 points or less in a half

UH: 22 (2nd), vs. -/rv Saint Mary's (Calif.),
The Battleground 2K22 (12/3/22) (W, 53-48)
Opp: 18 (1st)/24 (2nd), vs. North Florida
(12/6/22) (W, 76-42)

Scored 20 points or less in a half

UH: 20 (1st), vs. #6/5 Villanova, NCAA Tournament
Elite Eight (3/26/22) (L, 44-50)
Opp: 18 (1st), vs. North Florida (12/6/22)
(W, 76-42)

Scored 15 points or less in a half

UH: 15, (1st), at Southern Miss (1/13/12)
(L, 54-73)
Opp: 13 (1st), vs. Northern Colorado (11/7/22)
(W, 83-36)

Scored 10 points or less in a half

UH: 10 (2nd), vs. rv/rv Tulsa (2/5/15) (L, 44-57)
Opp: Has not happened

Field Goal Percentage

Shot 70+ percent from field

UH: 70.0 (35-50), vs. Tennessee State (12/30/01)
(W, 91-60)
Opp: Has not happened

Shot 65+ percent from field

UH: 66.7 (42-63), vs. ECU (2/25/18) (W, 109-58)
Opp: 67.5 (27-40), vs. Tulsa (1/9/10) (L, 80-86)

Shot 60+ percent from field

UH: 62.0 (44-71), vs. Bryant (12/3/21)
(W, 111-44)
Opp: 61.2 (30-49), at UTEP (1/7/12) (L, 50-70)

Shot 55 percent+ from field

UH: 57.6 (38-66), vs. Norfolk State (11/29/22)
(W, 100-62)
Opp: 55.3 (26-47), at SMU (2/15/20) (L, 72-73 OT)

Shot 50 percent+ from field

UH: 57.6 (38-66), vs. Norfolk State (11/29/22)
(W, 100-62)
Opp: 52.0 (26-50), at #9/9 Alabama (12/11/21)
(L, 82-83)

Shot 35 percent or less from field

UH: 32.0 (16-50), vs. Kent State (11/26/22)
(W, 49-44)
Opp: 31.8 (14-44), vs. North Florida (12/6/22)
(W, 76-42)

Shot 30 percent or less from field

UH: 29.8 (17-57), vs. #6/5 Villanova,
NCAA Tournament Elite Eight (3/26/22)
(L, 44-50)
Opp: 23.8 (15-63), vs. Kent State (11/26/22)
(W, 49-44)

Shot 25 percent or less from field

UH: 23.8 (15-63), vs. Kent State (11/26/22)
(W, 49-44)
Opp: 22.6 (14-62), vs. Oral Roberts, Cougar Classic
(11/14/22) (W, 83-45)

Shot 20 percent or less from field

UH: TBD
Opp: 16.0 (8-50), vs. East Carolina (1/22/22)
(W, 79-36)

3-Point Field Goals Made

Made 19+ 3-pointers

UH: 19, vs. Florida Tech (Nov. 22, 2005)
(W, 131-62)
Opp: Has not happened

Made 18+ 3-pointers

UH: 18, vs. ECU (2/25/18) (W, 109-58)
Opp: Has not happened

Made 17+ 3-pointers

UH: 18, vs. Norfolk State (11/29/22) (W, 100-52)
Opp: Has not happened

Made 16+ 3-pointers

UH: 18, vs. Norfolk State (11/29/22) (W, 100-52)
Opp: Has not happened

Made 15+ 3-pointers

UH: 18, vs. Norfolk State (11/29/22) (W, 100-52)
Opp: 15, at #18/14 Louisville (1/16/14) (L, 52-91)

Made 14+ 3-pointers

UH: 18, vs. Norfolk State (11/29/22) (W, 100-52)
Opp: 14, vs. Vermont, Gulf Coast Showcase
Championship (11/23/16) (W, 72-71)

Made 13+ 3-pointers

UH: 18, vs. Norfolk State (11/29/22) (W, 100-52)
Opp: 13, vs. Lamar (11/25/20)

Made 12+ 3-pointers

UH: 18, vs. Norfolk State (11/29/22) (W, 100-52)
Opp: 12, at -/rv SMU (2/9/22) (L, 83-85)

Made 11+ 3-pointers

UH: 18, vs. Norfolk State (11/29/22) (W, 100-52)
Opp: 12, at -/rv SMU (2/9/22) (L, 83-85)

Made 10+ 3-pointers

UH: 18, vs. Norfolk State (11/29/22) (W, 100-52)
Opp: 12, at -/rv SMU (2/9/22) (L, 83-85)

Made 3 or fewer 3-pointers

UH: 3, vs. #8/10 Alabama (12/10/22) (L, 65-71)
Opp: 1, vs. Norfolk State (11/29/22) (W, 100-52)

Made 2 or fewer 3-pointers

UH: 2, vs. Kent State (11/26/22) (W, 49-44)
Opp: 1, vs. Norfolk State (11/29/22) (W, 100-52)

Made 1 or fewer 3-pointer

UH: 1, vs. #6/5 Villanova, NCAA Tournament
Elite Eight (3/26/22) (L, 44-50)
Opp: 1, vs. Norfolk State (11/29/22) (W, 100-52)

Did not make a 3-pointer

UH: vs. Saint Louis (3/7/01), C-USA Tournament
(L, 65-78)
Current streak of 692 straight games through Dec. 11, 2022
Opp: at Tulsa (1/4/15) (L, 54-72)
Current streak of 266 straight games through Dec. 11, 2022

3-Point Field Goal Attempts Attempted 40+ 3-pointers

UH: 42, at UCF (2/2/08) (W, 84-81)
Opp: 43, vs. Hofstra (11/9/21) (W, 83-75 OT)

Attempted 35+ 3-pointers

UH: 36, vs. Tulane (1/9/21) (W, 83-60)
Opp: 38, vs. Oral Roberts, Cougar Classic
(11/14/22) (W, 83-45)

Attempted 30+ 3-pointers

UH: 33, vs. Norfolk State (11/29/22) (W, 100-52)
Opp: 38, vs. Oral Roberts, Cougar Classic
(11/14/22) (W, 83-45)

Attempted 25+ 3-pointers

UH: 33, vs. Norfolk State (11/29/22) (W, 100-52)
Opp: 29, vs. Kent State (11/26/22) (W, 49-44)

Attempted 20+ 3-pointers

UH: 20, vs. North Florida (12/6/22) (W, 76-42)
Opp: 23, vs. #8/10 Alabama (12/10/22) (L, 65-71)

Attempted 15+ 3-pointers

UH: 20, vs. North Florida (12/6/22) (W, 76-42)
Opp: 23, vs. #8/10 Alabama (12/10/22) (L, 65-71)

3-Point Field Goal Percentage

Shot 60 percent or higher from 3-pt line

UH: 66.7 (16s-24), vs. ECU (1/23/19) (W, 94-50)
Opp: 53.6 (15-28), at #18/14 Louisville (1/16/14)
(L, 52-91)

Shot 50 percent or higher from 3-pt line

UH: 51.5 (17-33), vs. Norfolk State (11/29/22)
(W, 100-52)
Opp: 51.2 (12-23), at -/rv SMU (2/9/22)
(L, 83-85)

Shot 40 percent or higher from 3-pt line

UH: 51.5 (17-33), vs. Norfolk State (11/29/22)
(W, 100-52)
Opp: 40.9 (9-22), vs. -/rv Saint Mary's (Calif.),
The Battleground 2K22 (12/3/22) (W, 53-48)

Shot 30 percent or higher from 3-pt line

UH: 30.0 (6-20), vs. North Florida (12/6/22)
(W, 76-42)
Opp: 30.4 (7-23), vs. #8/10 Alabama (12/10/22)
(L, 65-71)

Shot 10 percent or less from 3-pt line

UH: 5.0 (1-20), vs. #6/5 Villanova,
NCAA Tournament Elite Eight (3/26/22)
(L, 44-50)
Opp: 5.6 (1-18), vs. Norfolk State (11/29/22)
(W, 100-52)

Free Throws Made

Made 40+ free throws

UH: 40, vs. Southwestern (12/12/77)
Opp: 42, vs. Texas Tech, SWC Classic (3/10/94)
(L, 86-110)

Made 35+ free throws

UH: 35, vs. Southern Miss (1/23/02)
Opp: 36, vs. Wyoming, Global Sports Classic
Championship Round (12/22/15)

Made 30+ free throws

UH: 31, vs. South Carolina (12/5/20) (W, 77-67)
Opp: 36, vs. Wyoming, Global Sports Classic
Championship Round (12/22/15)

Made 25+ free throws

UH: 31, vs. South Carolina (12/5/20) (W, 77-67)
Opp: 25, at UConn (3/5/20) (L, 71-77)

Made 20+ free throws

UH: 20, vs. Cincinnati (3/1/22) (W, 71-53)
Opp: 20, vs. #8/10 Alabama (12/10/22) (L, 65-71)

Made 10 or fewer free throws

UH: 4, vs. North Florida (12/6/22) (W, 76-42)
Opp: 5, vs. North Florida (12/6/22) (W, 76-42)

Made 5 or fewer free throws

UH: 4, vs. North Florida (12/6/22) (W, 76-42)
Opp: 5, vs. North Florida (12/6/22) (W, 76-42)

Made 3 or fewer free throws

UH: 3, vs. Texas State (12/22/21) (W, 80-47)
Opp: 3, vs. Texas State (12/22/21) (W, 80-47)

Made 2 or fewer free throws

UH: 1, at Oklahoma State (12/8/18) (W, 63-53)
Opp: 2, vs. Troy (12/14/09) (W, 93-85)

Made 1 or fewer free throws

UH: 1, at Oklahoma State (12/8/18) (W, 63-53)
Opp: 1, vs. Rice (1/9/91) (W, 80-73)

Made 0 free throws

UH: 0, at TCU (1/19/05) (L, 51-58)
Opp: Has not happened

Free Throws Attempts

Attempted 50+ free throws

UH: 53, vs. Southwestern (12/12/77)
Opp: 50, at Tulsa (2/16/13) (L, 92-101, 30T)

Attempted 45+ free throws

UH: 45, vs. Texas Southern (12/23/00) (L, 68-71)
Opp: 46, vs. Wyoming, Global Sports Classic
Championship Round (12/22/15)

Attempted 40+ free throws

UH: 43, vs. Houston Baptist (12/16/14) (W, 83-76)
Opp: 41, at USF (1/19/19) (W, 69-60)

Attempted 35+ free throws

UH: 38, vs. South Carolina (12/5/20) (W, 77-67)
Opp: 41, at USF (1/19/19) (W, 69-60)

THE LAST TIME...

Attempted 30+ free throws

UH: 30, vs. Oklahoma State, Hoop Hype XL (11/30/21) (W, 72-61)
Opp: 32, vs. #8/10 Alabama (12/10/22) (L, 65-71)

Attempted 10 or fewer free throws

UH: 5, vs. North Florida (12/6/22) (W, 76-42)
Opp: 10, vs. North Florida (12/6/22) (W, 76-42)

Attempted 5 or fewer free throws

UH: 5, vs. North Florida (12/6/22) (W, 76-42)
Opp: 4, vs. Texas State (12/22/21) (W, 80-47)

Attempted 3 or fewer free throws

UH: 2, at Oklahoma State (12/8/18) (W, 63-53)
Opp: 2, vs. TCU (2/1/85) (L, 80-85)

Attempted 2 or fewer free throws

UH: 2, at Oklahoma State (12/8/18) (W, 63-53)
Opp: 2, vs. TCU (2/1/85) (L, 80-85)

Attempted 1 or fewer free throws

UH: 1, vs. SMU (2/16/11) (L, 51-65)
Opp: Has not happened

Free Throw Percentage

Shot 100 percent from FT line

UH: 100.0 (10-10), at UConn (3/5/20) (L, 71-77)
Opp: 100.0 (15-15), vs. #6/5 Villanova, NCAA Tournament Elite Eight (3/26/22) (L, 44-50)

Shot 90 percent or higher from FT line

UH: 90.9 (10-11), vs. WKU (2/25/21) (W, 81-57)
Opp: 100.0 (15-15), vs. #6/5 Villanova, NCAA Tournament Elite Eight (3/26/22) (L, 44-50)

Shot 80 percent or higher from FT line

UH: 80.0 (4-5), vs. North Florida (12/6/22) (W, 76-42)
Opp: 84.6 (11-13), vs. Norfolk State (11/29/22) (W, 100-52)

Shot 70 percent or higher from FT line

UH: 80.0 (4-5), vs. North Florida (12/6/22) (W, 76-42)
Opp: 84.6 (11-13), vs. Norfolk State (11/29/22) (W, 100-52)

Shot 60 percent or higher from FT line

UH: 80.0 (4-5), vs. North Florida (12/6/22) (W, 76-42)
Opp: 62.5 (20-32), vs. #8/10 Alabama (12/10/22) (L, 65-71)

Shot 50 percent or less from FT line

UH: 54.5 (12-22), vs. #8/10 Alabama (12/10/22) (L, 65-71)
Opp: 62.5 (20-32), vs. #8/10 Alabama (12/10/22) (L, 65-71)

Shot 40 percent or less from FT line

UH: 36.4 (4-11), at #8/8 Cincinnati (1/31/18) (L, 70-80)
Opp: 13.3 (5-16), vs. Cincinnati (3/1/22) (W, 71-53)

Rebounds

Had 60+ Rebounds

UH: 62, vs. Morgan State (11/22/14) (W, 72-57)
Opp: 65, vs. Georgetown (St. Petersburg, Fla.) (12/29/90) (L, 51-63)

Had 50+ Rebounds

UH: 56, vs. Kent State (11/26/22) (W, 49-44)
Opp: 51, vs. UConn (2/1/15) (W, 70-68)

Had 40+ Rebounds

UH: 42, vs. North Florida (12/6/22) (W, 76-42)
Opp: 44, vs. #8/10 Alabama (12/10/22) (L, 65-71)

Had 30+ Rebounds

UH: 39, vs. #8/10 Alabama (12/10/22) (L, 65-71)
Opp: 44, vs. #8/10 Alabama (12/10/22) (L, 65-71)

Had 20 or fewer Rebounds

UH: 18, vs. Southeastern Louisiana (12/18/04) (W, 68-61)
Opp: 19, at ECU (2/27/19) (W, 99-65)

Assists

Recorded 35+ assists

UH: 35, vs. SMU (1/8/83) (W, 105-71)
Opp: Has not happened

Recorded 30+ assists

UH: 31, vs. ECU (2/25/18) (W, 109-58)
Opp: 30, at Charlotte (12/28/98) (L, 75-105)

Recorded 25+ assists

UH: 26, vs. Norfolk State (11/29/22) (W, 100-52)
Opp: 25, at rv/rv SMU (1/21/17) (L, 64-85)

Recorded 20+ assists

UH: 26, vs. Norfolk State (11/29/22) (W, 100-52)
Opp: 23, vs. #3/3 Baylor, NCAA Tournament Final Four (4/4/21) (L, 59-78)

Recorded 15+ assists

UH: 19, vs. North Florida (12/6/22) (W, 76-42)
Opp: 15, vs. Memphis, The American Championship Title Game (3/13/22) (W, 71-53)

Recorded 10+ assists

UH: 19, vs. North Florida (12/6/22) (W, 76-42)
Opp: 10, vs. North Florida (12/6/22) (W, 76-42)

Recorded 5 or fewer assists

UH: 3, vs. East Carolina (1/22/22) (W, 79-36)
Opp: 3, vs. Saint Joseph's, Veterans Classic (11/11/22) (W, 81-55)

Recorded 3 or fewer assists

UH: 3, vs. Boise State (11/27/20) (W, 68-58)
Opp: 3, vs. Saint Joseph's, Veterans Classic (11/11/22) (W, 81-55)

Blocked Shots

Recorded 15+ blocks

UH: 15, vs. #13 Villanova (3/27/83), NCAA Tournament Midwest Regional championship (W, 89-71)
Opp: Has not happened

Recorded 10+ blocks

UH: 11, vs. UTEP (12/19/19) (W, 77-57)
Opp: 10, at Cincinnati (2/1/20) (L, 62-64)

Recorded 5+ blocks

UH: 8, vs. #8/10 Alabama (12/10/22) (L, 65-71)
Opp: 5, vs. Kent State (11/26/22) (W, 49-44)

Recorded 0 blocks

UH: 0, at Tulane (2/23/22) (W, 81-67)
Opp: 0, vs. Cincinnati, The American Championship Quarterfinals (3/11/22) (W, 69-56)

Steals

Recorded 20+ steals

UH: 22, vs. McNeese State (12/31/05) (W, 78-67)
Opp: 21, vs. Texas (1/29/94 L, 78-110)

Recorded 15+ steals

UH: 15, vs. Northwestern State (11/30/21) (W, 99-58)
Opp: 18, vs. Arkansas-Pine Bluff, Continental Tire Las Vegas Classic Regional Round (12/17/14) (L, 56-61 OT)

Recorded 10+ steals

UH: 12, vs. North Florida (12/6/22) (W, 76-42)
Opp: 14, vs. Kent State (11/26/22) (W, 49-44)

Recorded 5+ steals

UH: 7, vs. #8/10 Alabama (12/10/22) (L, 65-71)
Opp: 6, vs. #8/10 Alabama (12/10/22) (L, 65-71)

Turnovers

Recorded 30+ turnovers

UH: NA
Opp: 30, vs. Louisiana College (11/19/12) (W, 106-59)

Recorded 25+ turnovers

UH: 26, vs. Nicholls (11/12/10) (W, 63-62 OT)
Opp: 30, vs. Louisiana College (11/19/12) (W, 106-59)

Recorded 20+ turnovers

UH: 23, vs. Kent State (11/26/22) (W, 49-44)
Opp: 20, vs. North Florida (12/6/22) (W, 76-42)

Recorded 15+ turnovers

UH: 23, vs. Kent State (11/26/22) (W, 49-44)
Opp: 15, vs. #8/10 Alabama (12/10/22) (L, 65-71)

Recorded 10+ turnovers

UH: 10, vs. #8/10 Alabama (12/10/22) (L, 65-71)
Opp: 15, vs. #8/10 Alabama (12/10/22) (L, 65-71)

Recorded 5 or fewer turnovers

UH: 5, vs. -/rv Saint Mary's (Calif.), The Battleground 2K22 (12/3/22) (W, 53-48)
Opp: 4, at Tulane (2/23/22) (W, 81-67)

Recorded 3 or fewer turnovers

UH: 1, vs. UConn (2/1/15) (W, 70-68)
Opp: NA

Recorded 2 or fewer turnovers

UH: 1, vs. UConn (2/1/15) (W, 70-68)
Opp: NA

Fouls

Recorded 36+ fouls

UH: 36, at Tulsa (2/16/13) (L, 92-101)
Opp: NA

Recorded 35+ fouls

UH: 35, vs. Wyoming, Global Sports Classic Third/ Championship Rounds (12/22/15) (W, 94-89 20T)
Opp: NA

Recorded 30+ fouls

UH: 33, at USF (1/19/19) (W, 69-60)
Opp: 30, vs. UConn (11/23/20) (W, 63-59)

Recorded 25+ fouls

UH: 28, at #9/9 Alabama (12/11/21) (L, 82-83)
Opp: 25, vs. Oklahoma State, Hoop Hype XL (11/30/21) (W, 72-61)

Recorded 20+ fouls

UH: 24, vs. #8/10 Alabama (12/10/22) (L, 65-71)
Opp: 20, vs. #8/10 Alabama (12/10/22) (L, 65-71)

Recorded 15+ fouls

UH: 24, vs. #8/10 Alabama (12/10/22) (L, 65-71)
Opp: 20, vs. #8/10 Alabama (12/10/22) (L, 65-71)

Recorded 12 or fewer fouls

UH: 11, vs. North Florida (12/6/22) (W, 76-42)
Opp: 10, vs. North Florida (12/6/22) (W, 76-42)

Recorded 10 or fewer fouls

UH: 10, vs. #3/3 Baylor, NCAA Tournament Final Four (4/4/21) (L, 59-78)
Opp: 10, vs. North Florida (12/6/22) (W, 76-42)

Recorded 8 or fewer fouls

UH: 7, vs. Grambling State (11/17/12) (W, 87-47)
Opp: 8, vs. Our Lady of the Lake (2/6/21) (W, 112-46)

Recorded 7 or fewer fouls

UH: 7, vs. Grambling State (11/17/12) (W, 87-47)
Opp: 6, at UCF (2/15/15) (L, 54-56)

Recorded 6 or fewer fouls

UH: NA
Opp: 6, at UCF (2/15/15) (L, 54-56)

THE LAST TIME...

A PLAYER...

Triple-Doubles

Recorded a triple-double

UH: DeJon Jarreau (15 pts., 10 rebs., 10 asts.), vs. Tulane, American Championship Quarterfinals (3/12/21) (W, 77-52)
Opp: Jalen James (12 pts., 13 rebs., 10 asts.), vs. San Jose State (12/7/13) (L, 68-72)

Double-Doubles

Recorded a points-rebounds double-double

UH: Jarace Walker (12 pts, 10 rebs.), vs. North Florida (12/6/22) (W, 76-42)
Opp: Noah Clowney (16 pts., 11 rebs.), vs. #8/10 Alabama (12/10/22) (L, 65-71)

Recorded a points-assists double-double

UH: Jamal Shead (12 pts, 11 asts), vs. Norfolk State (11/29/22) (W, 100-52)
Opp: Davion Mitchell (12 pts, 11 asts), vs. #3/3 Baylor, NCAA Tournament Final Four (4/4/21) (L, 59-78)

Had two players record a double-double

UH: Josh Carlton (23 pts, 11 rebs), Kyler Edwards (11 pts, 10 rebs), at Wichita State (2/20/22) (W, 76-74 2OT)
Opp: KJ Lawson, (28 pts, 16 rebs), Dedric Lawson (18 pts, 10 rebs), vs. Memphis (1/19/17) (L, 67-70 OT)

Had three players record a double-double

UH: J'Wan Roberts (10 pts, 11 rebs), Kiyron Powell (11 pts, 13 rebs), Jamal Shead (20 pts, 11 asts), vs. Our Lady of the Lake (2/6/21) (W, 112-46)
Opp: NA

Recorded four straight double-doubles

UH: TaShawn Thomas (24 pts, 17 rebs, at George Mason, CBI Quarterfinals; 15 pts., 10 rebs., vs. Texas, CBI First Round, 3/20/13; 15 pts., 11 rebs., vs. UTEP, C-USA Championship Quarterfinals, 3/14/13; 16 pts, 10 rebs., vs. Rice, C-USA Championship First Round, 3/13/13)

Recorded three straight double-doubles

UH: Devonta Pollard (17 pts, 10 rebs), vs. Houston Baptist (12/16/14) (W, 83-76); (22 pts, 10 rebs), vs. Abilene Christian (12/6/14) (W, 71-59); (10 pts., 10 rebs.), vs. UT Rio Grande Valley (12/4/14) (W, 71-59)

Recorded consecutive double-doubles

UH: Josh Carlton, vs. Wichita State (1/8/22) (22 pts, 12 rebs), (W, 76-66) at South Florida (1/5/22) (30 pts, 11 rebs) (W, 83-66)

Points Scored

Scored 60+ points

UH: 62, Elvin Hayes, vs. Valparaiso (2/24/68) (W, 158-81)
Opp: Has not happened

Scored 55+ points

UH: 62, Elvin Hayes, vs. Valparaiso (2/24/68) (W, 158-81)
Opp: Has not happened

Scored 50+ points

UH: 52, Robert McKiver, vs. Southern Miss (2/27/08)
Opp: 50, Ron Schlieman, North Dakota State (12/7/67)

Scored 45+ points

UH: 52, Robert McKiver, vs. Southern Miss (2/27/08)
Opp: 50, Ron Schlieman, vs. North Dakota State (12/7/67)

Scored 40+ points

UH: 52, Robert McKiver, vs. Southern Miss (2/27/08)
Opp: 42, Russ Smith, #5/5 Louisville, American Championship Semifinals (3/14/14) (L, 65-94)

Scored 35+ points

UH: 39, Rob Gray, vs. San Diego State, NCAA Tournament First Round, (3/16/18) (W, 67-65)
Opp: 42, Russ Smith, #5/5 Louisville, American Championship Semifinals (3/14/14) (L, 65-94)

Scored 30+ points

UH: 30, Josh Carlton, at South Florida (1/5/22) (W, 83-66)
Opp: 30, Johnny Davis, vs. Wisconsin, Maui Jim Maui Invitational Semifinals (11/23/21) (L, 63-65)

Scored 25+ points

UH: 25, Marcus Sasser, vs. Norfolk State (11/29/22) (W, 100-52)
Opp: 25, David DeJulius, at Cincinnati (1/6/22) (W, 80-58)

Scored 20+ points

UH: 20, Marcus Sasser, vs. Texas Southern, Cougar Classic (11/16/22) (W, 83-48)
Opp: 20, Landers Nolley, vs. Memphis (2/12/22) (L, 59-69)

Scored 20+ points in first half

UH: 20, Fabian White Jr., vs. Cincinnati (3/1/22) (W, 71-53)
Opp: 27, Russ Smith, vs. #5/5 Louisville, The American Championship Quarterfinals (3/14/14) (L, 65-94)

30-Point Game Streaks

Scored 30+ points in 3+ straight games

UH: 3, Aubrey Coleman (37, vs. Marshall, 1/30/10; 32, at Memphis, 1/23/10; 30, vs. UCF, 1/20/10)

Scored 30+ points in 2+ straight games

UH: 2, Damyean Dotson, 32, at Tulane (2/8/17) (W, 91-62); 31, vs. UCF (2/1/17) (W, 82-64)

20-Point Game Streaks

Scored 20+ points in 6+ straight games

UH: 6, Damyean Dotson, 24, at Tulsa (2/11/17) (W, 73-64) 32, at Tulane (2/8/17) (W, 91-62); 31, vs. UCF (2/1/17) (W, 82-64); 20, vs. Temple (1/28/17) (W, 65-51); 20, vs. Tulane (1/24/17) (W, 65-51) ; 25, at rv/rv SMU (1/21/17) (L, 64-85)

Scored 20+ points in 5+ straight games

UH: 5, Damyean Dotson, 24, at Tulsa (2/11/17) (W, 73-64) 32, at Tulane (2/8/17) (W, 91-62); 31, vs. UCF (2/1/17) (W, 82-64); 20, vs. Temple (1/28/17) (W, 65-51); 20, vs. Tulane (1/24/17) (W, 65-51)

Scored 20+ points in 4+ straight games

UH: 4, Marcus Sasser, 26, vs. Rice (11/12/21) (W, 79-46) 25, vs. Hofstra (11/9/21) (W, 83-75 OT) 20, vs. #3/3 Baylor, NCAA Tournament Final Four (4/4/21) (L, 59-78) 20, vs. Oregon State, NCAA Tournament Elite Eight (3/29/21) (W, 67-71)

Scored 20+ points in 3+ straight games

UH: 3, Fabian White Jr., 26, vs. Temple (3/3/22) (W, 84-46) 28, vs. Cincinnati (3/1/22) (W, 75-61) 21, vs. SMU (2/27/22) (W, 71-53)

Scored 20+ points in 2+ straight games

UH: 3, Fabian White Jr., 26, vs. Temple (3/3/22) (W, 84-46) 28, vs. Cincinnati (3/1/22) (W, 75-61) 21, vs. SMU (2/27/22) (W, 71-53)

Double-Digit Scorers

Had 7+ players score in double digits

UH: Lamar Roberson (25), Oliver Lafayette (19), Jahmar Thorpe (15), Ramon Dyer (14), Corey Bloom (13), Sergio de Randamie (11), Tristan Martin (10), vs. Florida Tech (11/22/05) (W, 131-62)
Opp: NA

Had 6+ players score in double digits

UH: Quentin Grimes (18), Tramon Mark (15), Marcus Sasser (14), Fabian White Jr. (12), Justin Gorham (10), Brison Gresham (10), vs. Cleveland State, NCAA Tournament First Round (3/19/21) (W, 87-56)
Opp: Julian Washburn (20), Jacques Streeter (13), Konner Tucker (12), McKenzie Moore (11), Cedrick Lang (10), Jalen Ragland, vs. UTEP, C-USA Championship Quarterfinals (3/14/13) (L, 69-80)

Had 5+ players score in double digits

UH: Kyler Edwards (20), Taze Moore (17), Josh Carlton (16), Ramon Walker Jr. (11), J'Wan Roberts (10), vs. Tulane, The American Championship Semifinals (3/12/22) (W, 86-66)

Opp: Jared Butler (17), Davion Mitchell (12), Matthew Mayer (12), MaGio Teague (11), Jonathan Tchamwa Tchatchoua (11), vs. #3/3 Baylor, NCAA Tournament Final Four (4/4/21) (L, 59-78)

Had 0 players score in double digits

UH: NA
Opp: W, 77-45, vs. Alcorn State (12/6/21)

20-Point Scorers

Had 2+ 20-point scorers

UH: Cameron Tyson (32), Tramon Mark (22), Jamal Shead (20), vs. Our Lady of the Lake (2/6/21) (W, 112-46)

Opp: Kendrick Davis (22), Marcus Weathers (20), at -rv SMU (2/9/22) (L, 83-85)

Had 3+ 20-point scorers

UH: Cameron Tyson (32), Tramon Mark (22), Jamal Shead (20), vs. Our Lady of the Lake (2/6/21) (W, 112-46)

Opp: by Ricky Tarrant (27), Kendall Timmons (22), Josh Davis (21), vs. Tulane (2/9/13) (L, 85-88)

Field Goals Made

Made 15+ field goals

UH: 16, Aubrey Coleman, at Marshall (2/18/09) (L, 83-88)
Opp: 15, Craig Brackins, at Iowa State (12/28/08) (L, 67-71)

Made 10-14 field goals

UH: 10, Jarace Walker, vs. Saint Joseph's, Veterans Classic (11/11/22) (W, 81-55)
Opp: 10, Johnny Davis, vs. Wisconsin, Maui Jim Maui Invitational Semifinals (11/23/21) (L, 63-65)

Field Goal Attempts

Attempted 30+ field goals

UH: 31, Aubrey Coleman, vs. Mississippi State (12/19/09)
Opp: NA

Attempted 25-29 field goals

UH: 25, Marcus Sasser, at #9/9 Alabama (12/11/21) (L, 82-83)
Opp: 25, Jarron Cumberland, vs. #25/23 Cincinnati (2/10/19) (W, 65-58)

Attempted 20-24 field goals

UH: 20, Jamal Shead, vs. #8/10 Alabama (12/10/22) (L, 65-71)
Opp: 22, Sincere Carry, vs. Kent State (11/26/22) (W, 49-44)

Attempted 15-19 field goals

UH: 15, Marcus Sasser, vs. Norfolk State (11/29/22) (W, 100-52)
Opp: 15, Aidan Mahaney, vs. -rv Saint Mary's (Calif.), The Battleground 2K22 (12/3/22) (W, 53-48)

THE LAST TIME...

Rebounds

Recorded 30+ rebounds

UH: 37, Elvin Hayes, vs. Centenary (2/10/68)

Opp: Has not happened

Recorded 25+ rebounds

UH: 25, Hakeem Olajuwon, vs. Texas Tech (1/12/84)

Opp: 26, by Tom Owens, South Carolina (2/22/71)

Recorded 20+ rebounds

UH: 20, TaShawn Thomas, vs. Florida A&M (11/9/12)

Opp: 20, Adrick McKinney, at TCU (12/4/12) (W, 54-48)

Recorded 15+ rebounds

UH: 15, Josh Carlton, at UCF (1/29/22) (W, 63-49)

Opp: 15, Jayden Gardner, at East Carolina (2/3/21) (L, 73-82)

Recorded 10+ rebounds

UH: 10, Jarace Walker, vs. North Florida (12/6/22) (W, 76-42)

Opp: 11, Noah Clowney, vs. #8/10 Alabama (12/10/22) (L, 65-71)

Rebounding Streaks

Recorded 10+ rebounds in 15+ straight games

UH: 15, Hakeem Olajuwon,

1982-83

13, vs. Villanova (3/27/83) (W, 89-71)

22, vs. Louisville (4/2/83) (W, 94-81)

18, vs. NC State (4/4/83) (L, 52-54)

1983-84

13, vs. NC State (11/19/83) (L, 64-76)

15, Kansas (11/26/83) (W, 91-76)

11, at Mississippi State (11/30/83) (W, 68-62)

18, Biscayne (12/3/83) (W, 69-51)

10, at LSU (12/6/83) (W, 100-91)

13, St. Mary's (Texas) (12/10/83) (W, 71-55)

10, Stetson (12/16/83) (W, 92-71)

17, Princeton (12/17/83) (W, 65-40)

11, Texas Lutheran (12/19/83) (W, 129-65)

13, at UC Santa Barbara (12/21/83) (W, 89-79)

13, vs. Louisville (12/25/83) (W, 76-73)

17, vs. Fresno State (12/26/83) (L, 61-68)

Recorded 10+ rebounds in 14+ straight games

UH: 15, Hakeem Olajuwon,

1982-83

13, vs. Villanova (3/27/83) (W, 89-71)

22, vs. Louisville (4/2/83) (W, 94-81)

18, vs. NC State (4/4/83) (L, 52-54)

1983-84

13, vs. NC State (11/19/83) (L, 64-76)

15, Kansas (11/26/83) (W, 91-76)

11, at Mississippi State (11/30/83) (W, 68-62)

18, Biscayne (12/3/83) (W, 69-51)

10, at LSU (12/6/83) (W, 100-91)

13, St. Mary's (Texas) (12/10/83) (W, 71-55)

10, Stetson (12/16/83) (W, 92-71)

17, Princeton (12/17/83) (W, 65-40)

11, Texas Lutheran (12/19/83) (W, 129-65)

13, at UC Santa Barbara (12/21/83) (W, 89-79)

13, vs. Louisville (12/25/83) (W, 76-73)

17, vs. Fresno State (12/26/83) (L, 61-68)

Recorded 10+ rebounds in 13+ straight games

UH: 15, Hakeem Olajuwon,

1982-83

13, vs. Villanova (3/27/83) (W, 89-71)

22, vs. Louisville (4/2/83) (W, 94-81)

18, vs. NC State (4/4/83) (L, 52-54)

1983-84

13, vs. NC State (11/19/83) (L, 64-76)

15, Kansas (11/26/83) (W, 91-76)

11, at Mississippi State (11/30/83) (W, 68-62)

18, Biscayne (12/3/83) (W, 69-51)

10, at LSU (12/6/83) (W, 100-91)

13, St. Mary's (Texas) (12/10/83) (W, 71-55)

10, Stetson (12/16/83) (W, 92-71)

17, Princeton (12/17/83) (W, 65-40)

11, Texas Lutheran (12/19/83) (W, 129-65)

13, at UC Santa Barbara (12/21/83) (W, 89-79)

13, vs. Louisville (12/25/83) (W, 76-73)

17, vs. Fresno State (12/26/83) (L, 61-68)

Recorded 10+ rebounds in 12+ straight games

UH: 15, Hakeem Olajuwon,

1982-83

13, vs. Villanova (3/27/83) (W, 89-71)

22, vs. Louisville (4/2/83) (W, 94-81)

18, vs. NC State (4/4/83) (L, 52-54)

1983-84

13, vs. NC State (11/19/83) (L, 64-76)

15, Kansas (11/26/83) (W, 91-76)

11, at Mississippi State (11/30/83) (W, 68-62)

18, Biscayne (12/3/83) (W, 69-51)

10, at LSU (12/6/83) (W, 100-91)

13, St. Mary's (Texas) (12/10/83) (W, 71-55)

10, Stetson (12/16/83) (W, 92-71)

17, Princeton (12/17/83) (W, 65-40)

11, Texas Lutheran (12/19/83) (W, 129-65)

13, at UC Santa Barbara (12/21/83) (W, 89-79)

13, vs. Louisville (12/25/83) (W, 76-73)

17, vs. Fresno State (12/26/83) (L, 61-68)

Recorded 10+ rebounds in 11+ straight games

UH: 15, Hakeem Olajuwon,

1982-83

13, vs. Villanova (3/27/83) (W, 89-71)

22, vs. Louisville (4/2/83) (W, 94-81)

18, vs. NC State (4/4/83) (L, 52-54)

1983-84

13, vs. NC State (11/19/83) (L, 64-76)

15, Kansas (11/26/83) (W, 91-76)

11, at Mississippi State (11/30/83) (W, 68-62)

18, Biscayne (12/3/83) (W, 69-51)

10, at LSU (12/6/83) (W, 100-91)

13, St. Mary's (Texas) (12/10/83) (W, 71-55)

10, Stetson (12/16/83) (W, 92-71)

17, Princeton (12/17/83) (W, 65-40)

11, Texas Lutheran (12/19/83) (W, 129-65)

13, at UC Santa Barbara (12/21/83) (W, 89-79)

13, vs. Louisville (12/25/83) (W, 76-73)

17, vs. Fresno State (12/26/83) (L, 61-68)

Recorded 10+ rebounds in 10+ straight games

UH: 15, Hakeem Olajuwon,

1982-83

13, vs. Villanova (3/27/83) (W, 89-71)

22, vs. Louisville (4/2/83) (W, 94-81)

18, vs. NC State (4/4/83) (L, 52-54)

1983-84

13, vs. NC State (11/19/83) (L, 64-76)

15, Kansas (11/26/83) (W, 91-76)

11, at Mississippi State (11/30/83) (W, 68-62)

18, Biscayne (12/3/83) (W, 69-51)

10, at LSU (12/6/83) (W, 100-91)

13, St. Mary's (Texas) (12/10/83) (W, 71-55)

10, Stetson (12/16/83) (W, 92-71)

17, Princeton (12/17/83) (W, 65-40)

11, Texas Lutheran (12/19/83) (W, 129-65)

13, at UC Santa Barbara (12/21/83) (W, 89-79)

13, vs. Louisville (12/25/83) (W, 76-73)

17, vs. Fresno State (12/26/83) (L, 61-68)

Recorded 10+ rebounds in 9+ straight games

UH: 9, Justin Gorham,

11, at ECU (2/3/21) (L, 73-82)

17, vs. SMU (1/31/21) (W, 70-48)

15, at Tulane (1/28/21) (W, 83-60)

10, at Temple (1/23/21) (W, 68-51)

11, vs. Tulsa (1/17/21) (W, 86-59)

10, vs. UCF (1/17/21) (W, 75-58)

11, vs. Tulane (1/9/21) (W, 71-50)

10, vs. Wichita State (1/6/21) (W, 70-63)

19, at rv/rv SMU (1/3/21) (W, 74-60)

Recorded 10+ rebounds in 8+ straight games

UH: 9, Justin Gorham,

11, at ECU (2/3/21) (L, 73-82)

17, vs. SMU (1/31/21) (W, 70-48)

15, at Tulane (1/28/21) (W, 83-60)

10, at Temple (1/23/21) (W, 68-51)

11, vs. Tulsa (1/17/21) (W, 86-59)

10, vs. UCF (1/17/21) (W, 75-58)

11, vs. Tulane (1/9/21) (W, 71-50)

10, vs. Wichita State (1/6/21) (W, 70-63)

19, at rv/rv SMU (1/3/21) (W, 74-60)

Recorded 10+ rebounds in 7+ straight games

UH: 9, Justin Gorham,

11, at ECU (2/3/21) (L, 73-82)

17, vs. SMU (1/31/21) (W, 70-48)

15, at Tulane (1/28/21) (W, 83-60)

10, at Temple (1/23/21) (W, 68-51)

11, vs. Tulsa (1/17/21) (W, 86-59)

10, vs. UCF (1/17/21) (W, 75-58)

11, vs. Tulane (1/9/21) (W, 71-50)

10, vs. Wichita State (1/6/21) (W, 70-63)

19, at rv/rv SMU (1/3/21) (W, 74-60)

Recorded 10+ rebounds in 6 straight games

UH: 9, Justin Gorham,

11, at ECU (2/3/21) (L, 73-82)

17, vs. SMU (1/31/21) (W, 70-48)

15, at Tulane (1/28/21) (W, 83-60)

10, at Temple (1/23/21) (W, 68-51)

11, vs. Tulsa (1/17/21) (W, 86-59)

10, vs. UCF (1/17/21) (W, 75-58)

11, vs. Tulane (1/9/21) (W, 71-50)

10, vs. Wichita State (1/6/21) (W, 70-63)

19, at rv/rv SMU (1/3/21) (W, 74-60)

Recorded 10+ rebounds in 5 straight games

UH: 9, Justin Gorham,

11, at ECU (2/3/21) (L, 73-82)

17, vs. SMU (1/31/21) (W, 70-48)

15, at Tulane (1/28/21) (W, 83-60)

10, at Temple (1/23/21) (W, 68-51)

11, vs. Tulsa (1/17/21) (W, 86-59)

10, vs. UCF (1/17/21) (W, 75-58)

11, vs. Tulane (1/9/21) (W, 71-50)

10, vs. Wichita State (1/6/21) (W, 70-63)

19, at rv/rv SMU (1/3/21) (W, 74-60)

Recorded 10+ rebounds in 4 straight games

UH: 9, Justin Gorham,

11, at ECU (2/3/21) (L, 73-82)

17, vs. SMU (1/31/21) (W, 70-48)

15, at Tulane (1/28/21) (W, 83-60)

10, at Temple (1/23/21) (W, 68-51)

11, vs. Tulsa (1/17/21) (W, 86-59)

10, vs. UCF (1/17/21) (W, 75-58)

11, vs. Tulane (1/9/21) (W, 71-50)

10, vs. Wichita State (1/6/21) (W, 70-63)

19, at rv/rv SMU (1/3/21) (W, 74-60)

Recorded 10+ rebounds in 3 straight games

UH: 9, Justin Gorham,

11, at ECU (2/3/21) (L, 73-82)

17, vs. SMU (1/31/21) (W, 70-48)

15, at Tulane (1/28/21) (W, 83-60)

10, at Temple (1/23/21) (W, 68-51)

11, vs. Tulsa (1/17/21) (W, 86-59)

10, vs. UCF (1/17/21) (W, 75-58)

THE LAST TIME...

Scoring & Rebounding

Recorded 30+ pts/10+ rebs.

UH: Josh Carlton (30 pts., 11 rebs.), at South Florida (1/5/22) (W, 83-66)
Opp: Steven Pledger (31 pts., 10 rebs.) vs. Oklahoma (12/17/11) (L, 74-79) (played in Little Rock, Ark.)

Recorded 20+ pts/20+ rebs.

UH: TaShawn Thomas (21 pts., 20 rebs.), vs. Florida A&M (11/9/12)
Opp: Kurt Thomas, TCU (26 pts., 20 rebs.) (3/9/95)

Recorded 20+ pts/15+ rebs.

UH: Mate Hinton (20 pts., 16 rebs.), vs. UCF (1/3/20) (W, 78-63)
Opp: Jayden Gardner (21 pts., 15 rebs.), at ECU (2/3/21) (L, 73-82)

3-Point Field Goals Made

Made 10+ 3-pointers

UH: 10, Cameron Tyson, vs. Our Lady of the Lake (2/6/21) (W, 112-46)
Opp: 11, by Dennis Scott, Georgia Tech (12/28/88)

Made 9+ 3-pointers

UH: 9, Cameron Tyson, at Tulane (1/28/21) (W, 83-60)
Opp: 11, by Dennis Scott, Georgia Tech (12/28/88)

Made 8+ 3-pointers

UH: 8, Quentin Grimes, vs. WKU (2/25/21) (W, 81-57)
Opp: 8, Nic Moore, at rv/rv SMU (1/24/15) (L, 59-80)

Made 7+ 3-pointers

UH: 7, Marcus Sasser, vs. Norfolk State (11/29/22) (W, 100-52)
Opp: 8, Nic Moore, at rv/rv SMU (1/24/15) (L, 59-80)

Made 6+ 3-pointers

UH: 7, Marcus Sasser, vs. Norfolk State (11/29/22) (W, 100-52)
Opp: 6, TJ Haws, at BYU (11/24/18)

3-Point Field Goals Attempts

Attempted 15+ three-pointers

UH: 12, Kyler Edwards, vs. #19/16 Illinois, NCAA Tournament Second Round (3/20/22) (W, 68-53)
Opp: 15, Omar Silverio, vs. Hofstra (11/9/21) (W, 83-75 OT)

Attempted 11+ three-pointers

UH: 12, Marcus Sasser, vs. Norfolk State (11/29/22) (W, 100-52)
Opp: 11, Jeremiah Davenport, vs. Cincinnati, The American Championship Quarterfinals (3/11/22) (W, 69-56)

Attempted 8-10 three-pointers

UH: 8, Aidan Mahaney, vs. -/rv Saint Mary's (Calif.), The Battleground 2K22 (12/3/22) (W, 53-48)
Opp: 9, Max Abmas, vs. Oral Roberts, Cougar Classic (11/14/22) (W, 83-45)

Attempted 7 three-pointers

UH: 7, Taze Moore, vs. Tulane, The American Championship Semifinals (3/12/22) (W, 86-66)
Opp: 7, Jarius Hicklen, vs. North Florida (12/6/22) (W, 76-42)

Free Throws Made

Made 15+ free throws

UH: 17, Kelvin Lewis, at UTEP (1/14/09)
Opp: 16, Josh Adams, vs. Wyoming, Global Sports Classic Championship Round (12/22/15) (W, 94-89 2OT)

Made 10+ free throws

UH: 14, Quentin Grimes, vs. South Carolina (12/5/20) (W, 77-67)
Opp: 12, David DeJulius, at Cincinnati (2/6/22) (W, 80-58)

Free Throws Attempts

Attempted 20+ free throws

UH: 20, Alandise Harris, vs. Marshall (2/1/11) (L, 62-63)
Opp: 20, Jerryd Bayless, vs. Arizona (1/12/08) (L, 71-85)

Attempted 15+ free throws

UH: 15, Quentin Grimes, vs. South Carolina (12/5/20) (W, 77-67)
Opp: 19, Josh Adams, vs. Wyoming, Global Sports Classic Championship Round (12/22/15) (W, 94-89, 2OT)

Attempted 10+ free throws

UH: 10, Marcus Sasser, vs. Texas Southern, Cougar Classic (11/16/22) (W, 83-48)
Opp: 12, David DeJulius, at Cincinnati (2/6/22) (W, 80-58)

Assists

Recorded 15+ assists

UH: 15, Randy Brown, vs. Fordham (3/17/88)
Opp: 17, by Sean Colson, Charlotte (2/8/97)

Recorded 10+ assists

UH: 10, Jamal Shead, vs. North Florida (12/6/22) (W, 76-42)
Opp: 8, Jahvon Quinerly, at #9/9 Alabama (12/11/21) (L, 82-83)

Recorded 5+ assists

UH: 10, vs. North Florida (12/6/22) (W, 76-42)
Opp: 5, Logan Johnson, vs. -/rv Saint Mary's (Calif.), The Battleground 2K22 (12/3/22) (W, 53-48)

Blocked Shots

Recorded 15+ blocks

UH: 15, Hakeem Olajuwon, vs. Biscayne (12/3/83)
Opp: Has not happened

Recorded 10+ blocks

UH: 10, Bo Outlaw, vs. Texas A&M (2/17/93)
Opp: 10, by Gerrick Morris, USF (2/21/04)

Recorded 5+ blocks

UH: 5, J'Wan Roberts, vs. #8/10 Alabama (12/10/22) (L, 65-71)
Opp: 5, Morris Udeze, at Wichita State (2/18/21) (L, 63-68)

Steals

Recorded 10+ steals

UH: 11, Clyde Drexler, vs. Syracuse (12/11/82)
Opp: 10, by B.J. Tyler, Texas (1/29/94)

Recorded 5+ steals

UH: 6, Marcus Sasser, vs. Alcorn State (12/6/21) (W, 77-45)
Opp: 8, Sincere Carry, vs. Kent State (11/26/22) (W, 49-44)

Turnovers

Recorded 11+ turnovers

UH: NA
Opp: 12, Dawan Robinson, vs. Rhode Island (12/27/05) (W, 67-41)

Recorded 10+ turnovers

UH: 10, Andre Owens, at UAB (2/22/03) (L, 52-80)
Opp: 10, Jeremy Wise, vs. Southern Miss (2/27/08) (W, 95-67)

Recorded 8+ turnovers

UH: 9, Jonathon Simmons, vs. Tulsa (1/4/12) (W, 70-69, OT)
Opp: 8, David Collins, at USF (1/19/19) (W, 69-60)

Recorded 5+ turnovers

UH: 5, Jamal Shead, vs. #2/2 Arizona, NCAA Tournament Sweet 16 (3/24/22) (W, 72-60)
Opp: 5, Jarius Hicklen, Jonathan Aybar, vs. North Florida (12/6/22) (W, 76-42)

Minutes Played

Played every minute (regulation)

UH: 40:00, Taze Moore, at -/rv SMU (2/9/22) (L, 83-85)
Opp: 40:00, Will Richardson, at rv/rv Oregon (11/20/22) (W, 66-56)

Two players played every minute (reg.)

UH: L.J. Rose, LeRon Barnes, at USF (2/17/15) (L, 67-69)
Opp: B.J. Tyson, Shawn Williams, vs. ECU (2/25/18) (W, 109-58)

Three players played every minute (reg.)

UH: 40, Dion Dowell, Richard Young, Robert Lee, vs. Creighton, Outrigger Hotels Rainbow Classic (12/22/06)
Opp: 40, by Brian Graham, Brian Swift, Bradley Mosley, vs. USF (2/21/04)

Played every minute (OT+)

UH: 45, LeRon Barnes, vs. UCF (1/6/15) (L, 78-79, OT)
Opp: 45, Zach Cooks, vs. Hofstra (11/9/21) (W, 83-75 OT)

Played every minute (2OT+)

UH: 50, Rickie Winslow, Alvin Franklin, vs. Texas Tech (2/5/86)
Opp: 50, by Albert Thomas, Michael Strickland, vs. TCU, SWC Tournament (3/14/92)

Played every minute (30T+)

UH: 60, Clyde Drexler, at TCU (2/17/81)
Opp: 60, by Deckery Johnson, Warren Bridges, Darrell Browder, at TCU (2/17/81)

Played every minute (40T+)

UH: 60, Clyde Drexler, at TCU (2/17/81)
Opp: 60, by Deckery Johnson, Warren Bridges, Darrell Browder, at TCU (2/17/81)

Technical Fouls

Received a technical foul

UH: Kelvin Sampson, at Tulane (2/23/22) (W, 81-67)

Reggie Chaney, vs. Tulane, The American Championship Semifinals (3/12/22) (W, 86-66)

Opp: Bench, vs. Cincinnati, The American Championship Quarterfinals (3/11/22)

RJ Melendez, vs. #19/16 Illinois, NCAA Tournament Second Round (3/20/22) (W, 68-53)

Fouls

Fouled out

UH: Tramon Mark, vs. #8/10 Alabama (12/10/22) (L, 65-71)
Opp: Nick Jourdain, vs. Temple (3/3/22) (W, 84-46)

Two players fouled out

UH: Fabian White Jr., Taze Moore, at Wichita State (2/20/22) (W, 76-74 2OT)
Opp: Nick Jourdain, Jahliil White, at Temple (1/2/22) (W, 66-61)

Three players fouled out

UH: Danrad Knowles, Kyle Meyer, Wes VanBeck, Devin Davis, vs. #19/23 SMU (2/18/17) (L, 66-76)
Opp: Christian Vital, James Bouknight, Sidney Wilson, vs. UConn (1/23/20) (W, 63-59)

Four players fouled out

UH: Danrad Knowles, Kyle Meyer, Wes VanBeck, Devin Davis, vs. #19/23 SMU (2/18/17) (L, 66-76)
Opp: NA

Ejections

Was ejected

UH: Assistant Coach Alvin Brooks, Assistant Director of Player Development Mikhail McLean, vs. rv- Tulsa (2/19/20) (W, 76-43);

Justin Gorham, at Wichita State (2/18/21) (L, 63-68)

Opp: Shawn Williams, at ECU (2/27/19) (W, 99-65)

#3/3 HOUSTON 83, NORTHERN COLORADO 36

Nov. 7, 2022 • Fertitta Center • Houston



Official Basketball Box Score - Final
Northern Colo. at Houston
11/07/22 Fertitta Center, Houston, Texas
2022-23 Houston Cougars Basketball

Game Time: 7:02 PM
Game Duration: 1:51
Attendance: 7,042

Officials: Sean Casady, Michael Husted, Trent Dewes

NO.	Name	Min	FG		3P		FT		Rebounds		Fouls		TP	AS	TO	ST	Blocks		+/-
			M/A	P/A	M/A	P/A	OR	DR	OR	DR	PF	FD					BS	BA	
21	Bryce Kennedy	F 18:42	0-1	0-0	0-0	0-0	0-0	0-0	2	0	0	0	0	1	0	0	0	0	-27
32	Thyeo Hughes	C 09:23	0-0	0-0	0-0	0-0	0-0	0-0	3	2	2	0	0	2	0	0	0	0	-12
1	Daylen Kouintz	G 32:05	0-9	0-2	3-4	0	3	3	1	3	3	2	4	1	0	0	2	0	-37
2	Matt Johnson II	G 35:53	3-7	2-6	0-0	0	2	2	0	8	2	2	0	0	0	0	0	0	-41
5	Dalton Knecht	G 34:42	3-10	0-4	1-2	1	7	8	0	1	7	1	2	1	1	3	0	-40	
22	Riley Abercrombie	21:05	2-4	2-4	2-2	0	1	1	2	8	0	1	0	1	0	1	0	-19	
30	Caleb Shaw	24:37	2-8	1-4	3-4	2	2	4	2	3	8	0	5	1	0	1	0	-23	
14	Brook Wisne	05:22	0-0	0-0	0-0	0-0	0-0	0-0	0-0	0-0	0-0	0-0	2	0	0	0	0	-1	
3	Langston Reynolds	11:23	0-0	0-0	2-4	0	1	1	2	2	2	0	1	0	0	0	0	0	
15	Juju Ramirez	06:48	0-0	0-0	0-0	0-0	0-0	0-0	0-0	0-0	0-0	0-0	1	0	0	0	0	-17	
Team			2		3		5		0		2								
Totals			10-39	5-21	11-16	8	23	31	12	13	36	5	23	3	3	6	4		

Technical Fouls: NONE

NO.	Name	Min	FG		3P		FT		Rebounds		Fouls		TP	AS	TO	ST	Blocks		+/-
			M/A	P/A	M/A	P/A	OR	DR	OR	DR	PF	FD					BS	BA	
13	J'Wan Roberts	F 20:31	6-8	0-0	0-0	2	4	6	0	0	12	0	3	3	1	0	0	29	
25	Jarace Walker	F 28:24	3-14	0-4	2-3	6	6	12	0	3	8	0	1	0	1	0	0	29	
0	Marcus Sasser	G 28:16	7-14	4-8	3-3	0	1	1	1	1	21	3	1	4	1	0	0	33	
1	Jamal Shead	G 31:15	3-8	0-3	3-3	1	2	3	0	4	9	1	3	0	0	0	0	37	
12	Tramon Mark	G 23:32	2-6	2-4	0-0	2	3	5	0	2	6	1	0	0	0	1	0	20	
32	Reggie Chaney	10:46	2-4	0-0	0-1	1	2	3	1	1	4	0	1	1	0	1	0	11	
3	Ramon Walker Jr.	13:38	1-2	1-2	0-0	1	1	1	3	3	2	0	0	0	0	0	0	22	
23	Terrance Arceneaux	16:55	3-5	1-3	0-0	2	2	4	0	0	7	0	1	2	0	0	0	18	
5	Ja'Vier Francis	15:28	1-4	0-0	0-0	1	2	3	4	0	2	0	0	3	1	1	0	15	
21	Emanuel Sharp	07:41	4-7	3-5	0-0	2	2	3	0	11	1	0	1	0	0	0	0	15	
20	Ryan Elvin	03:34	0-0	0-0	0-0	0-0	0-0	0-0	0-0	0-0	0-0	0-0	0-0	0-0	0-0	0-0	0-0	6	
Team			2		1		3		0		0								
Totals			32-72	11-29	8-10	19	24	43	13	12	83	16	8	14	6	3	4		

Technical Fouls: NONE

	UNC	HOU
Biggest lead	0 (1 st 20:00)	47 (2 nd 0:58)
Best Scoring Run	7 (2 nd 9:54)	12 (2 nd 15:28)
Lead Changes	0	
Times Tied	1	
Time with Lead	00:00	38:17

Points from	UNC	HOU
Turnovers	2	27
Paint	8	42
Second Chance	3	13
Fast Breaks	6	16
Bench	18	27

Period by Period Scoring	UNC	HOU
1st	13	23
2nd	23	36
TOT	32	83

#3/3 HOUSTON 81, SAINT JOSEPH'S 55

Nov. 11, 2022 • Alumni Hall • Annapolis, Md.



Official Basketball Box Score - Final
Houston at Saint Joseph's
11/11/22 Alumni Hall, Annapolis, Md.
2022-23 Men's Basketball

Game Time: 6:08 PM
Game Duration: 2:11

Officials: Pat Driscoll, Wally Rubicki, Rob Riley

NO.	Name	Min	FG		3P		FT		Rebounds		Fouls		TP	AS	TO	ST	Blocks		+/-
			M/A	P/A	M/A	P/A	OR	DR	OR	DR	PF	FD					BS	BA	
13	J'Wan Roberts	F 30:11	8-9	0-0	3-4	5	7	12	1	3	19	1	0	0	2	0	0	26	
25	Jarace Walker	F 31:32	10-14	2-4	1-2	3	5	8	3	3	23	2	1	2	0	0	0	23	
0	Marcus Sasser	G 29:27	2-9	1-6	2-2	0	2	2	3	7	5	3	2	0	0	0	0	20	
1	Jamal Shead	G 34:33	2-10	0-5	0-0	0	1	1	1	1	4	8	1	1	0	0	0	27	
12	Tramon Mark	G 22:58	5-9	0-3	2-2	1	5	6	4	1	12	1	2	1	0	0	0	16	
32	Reggie Chaney	13:34	2-2	0-0	0-2	1	3	4	3	4	0	0	1	0	1	0	0	7	
3	Ramon Walker Jr.	18:09	3-6	2-4	1-2	2	2	4	5	3	9	0	1	0	0	0	0	8	
23	Terrance Arceneaux	10:40	1-5	0-3	1-2	0	3	3	2	1	3	0	0	0	0	0	0	1	
5	Ja'Vier Francis	05:42	0-0	0-0	0-0	0-0	0-0	0-0	0-0	0-0	0-0	0-0	0-0	0-0	0-0	0-0	0-0	-4	
21	Emanuel Sharp	03:14	0-1	0-1	0-0	0	1	0	0	0	0	0	0	0	0	0	0	-1	
Team			0		0		0		0		0								
Totals			33-65	5-26	10-16	12	29	41	22	19	81	17	9	9	6	1	26		

Technical Fouls: NONE

NO.	Name	Min	FG		3P		FT		Rebounds		Fouls		TP	AS	TO	ST	Blocks		+/-
			M/A	P/A	M/A	P/A	OR	DR	OR	DR	PF	FD					BS	BA	
0	Kacper Klaczek	F 32:16	1-4	0-2	4-5	4	8	12	2	4	6	0	3	0	0	0	0	-27	
50	Ejike Obinna	C 25:31	1-2	0-0	1-2	2	2	4	1	2	3	1	2	1	0	0	0	-21	
2	Erik Reynolds II	G 26:17	6-11	1-5	4-4	0	1	4	3	17	0	3	0	0	0	0	0	-15	
3	Cameron Brown	G 29:08	1-9	1-5	4-5	1	2	3	3	7	0	3	0	0	0	0	0	-15	
5	Lynn Greer III	G 26:03	2-6	0-1	3-4	1	3	4	2	5	7	2	3	1	0	2	0	-18	
1	Christian Winborne	28:49	2-13	1-5	0-0	0	4	4	3	1	0	0	1	2	0	0	0	-8	
13	Rasheer Fleming	16:39	3-5	2-2	1-3	3	4	7	3	2	9	0	2	0	0	0	0	-1	
55	Louis Bleechmore	07:12	0-0	0-0	0-2	1	1	0	1	0	0	0	0	0	0	0	0	-8	
32	Charles Coleman	02:01	0-1	0-1	0-0	0	0	0	0	0	0	0	0	0	0	0	0	-6	
10	Anton Jansson	03:24	0-1	0-1	1-2	0	0	0	0	1	1	0	0	0	0	0	0	0	
12	Quin Berger	02:40	0-2	0-2	0-0	0	0	0	0	0	0	0	0	0	0	0	0	0	
Team			3		1		4		0		0								
Totals			16-54	5-24	18-27	15	25	40	19	22	55	3	16	6	1	6	26		

Technical Fouls: NONE

	HOU	TSJOES
Biggest lead	26 (2 nd 4:34)	0 (1 st 20:00)
Best Scoring Run	8 (1 st 7:09)	7 (1 st 4:08)
Lead Changes	0	
Times Tied	0	
Time with Lead	39:04	00:00

Points from	HOU	TSJOES
Turnovers	17	9
Paint	50	18
Second Chance	18	11
Fast Breaks	16	4
Bench	16	15

Period by Period Scoring	HOU	TSJOES
1st	46	35
2nd	35	81
TOT	26	55

#3/3 HOUSTON 83, ORAL ROBERTS 45

Nov. 14, 2022 • Fertitta Center • Houston



Official Basketball Box Score - Final
Oral Roberts at Houston
11/14/22 Fertitta Center, Houston
2022-23 Houston Cougars Basketball

Game Time: 7:02 PM
Game Duration: 1:57
Attendance: 7,246

Officials: Don Daley, Gerald Williams, Brian Dorsey

NO.	Name	Min	FG		3P		FT		Rebounds		Fouls		TP	AS	TO	ST	Blocks		+/-
			M/A	P/A	M/A	P/A	OR	DR	OR	DR	PF	FD					BS	BA	
35	Connor Vanover	F 20:48	3-11	1-6	4-4	1	4	5	1	2	11	2	0	0	1	0	0	-19	
2	Kareem Thompson	G 19:37	1-3	1-3	0-0	1	1	4	1	3	0	0	0	0	0	0	0	-23	
3	Max Abmas	G 27:25	1-13	1-9	0-0	1	2	1	3	4	3	1	0	1	0	1	0	-28	
10	Issac McBride	G 29:26	1-10	1-7	2-3	0	2	2	1	1	5	1	1	0	0	0	0	-21	
11	Carlos Jürgens	G																	

#3/3 HOUSTON 66, rv/rv OREGON 56

Nov. 20, 2022 • Matthew Knight Arena • Eugene, Ore.

Official Basketball Box Score - Final
Houston at Oregon
11/20/22 Matthew Knight Arena, Eugene
2022-23 Men's Basketball
Game Time: 6:30 PM
Game Duration: 2:05
Attendance: 7,002
Officials: Tony Padilla, Mike Reed, Michael Irving

Houston - 66		Record: 5-0										Shooting By Period											
NO.	Name	Min	FG	3P	FT	Rebounds	Fouls	TP	AS	TO	ST	Blocks	BS	BA	+/-	1st FG%	2nd FG%	3P%	FT%	GM FG%	FT%		
			M/A	M/A	M/A	OR	DR	PF															
13	J'Wan Roberts	33:53	1-1	0-0	0-0	2	3	5	2	0	2	1	2	0	1	0	5	3PT%	5-11	45.5%	3PT%	5-11	45.5%
25	Jarace Walker	22:40	4-9	2-2	0-0	1	5	6	4	1	10	3	0	2	1	1	4	FT%	6-9	66.7%	FT%	6-9	66.7%
0	Marcus Sasser	27:49	5-13	3-9	3-3	0	2	2	2	1	16	0	2	3	0	1	6	2nd FG%	14-28	50.0%	2nd FG%	14-28	50.0%
1	Jamal Shead	35:15	5-12	2-4	1-2	0	2	2	3	3	13	4	0	4	0	1	4	3PT%	6-11	54.5%	3PT%	6-11	54.5%
12	Tramon Mark	30:39	3-7	1-2	1-2	1	2	3	4	4	8	1	4	0	1	2	7	FT%	1-1	100%	FT%	1-1	100%
32	Reggie Chaney	15:59	0-2	0-0	0-0	0	0	0	0	2	0	0	0	1	0	1	4	GM FG%	24-56	42.9%	GM FG%	24-56	42.9%
3	Ramon Walker Jr.	07:18	0-0	0-0	0-0	0	0	0	0	1	2	0	0	0	0	0	2	FT%	11-22	50.0%	FT%	11-22	50.0%
23	Terrance Arceneaux	19:10	6-11	3-5	0-1	3	2	5	1	3	15	1	0	3	0	2	13	FT%	7-10	70.0%	FT%	7-10	70.0%
5	Ja'Vier Francis	07:17	0-1	0-0	0-0	0	0	0	1	0	1	0	0	0	0	0	5	Dead Ball Rebounds:		1.0	Dead Ball Rebounds:		1.0
Team						2	3	5	0	0	0	2											
Totals		24:56	11-22	7-10	10	18	28	19	13	66	10	13	3	8	10								

Oregon - 56		Record: 2-2										Shooting By Period											
NO.	Name	Min	FG	3P	FT	Rebounds	Fouls	TP	AS	TO	ST	Blocks	BS	BA	+/-	1st FG%	2nd FG%	3P%	FT%	GM FG%	FT%		
			M/A	M/A	M/A	OR	DR	PF															
13	Quincy Guerrier	31:35	2-11	1-7	7-9	0	0	0	4	6	12	0	4	0	1	-16	1st FG%	10-30	33.3%	1st FG%	10-30	33.3%	
1	N'Faly Dante	35:08	6-8	0-0	4-4	4	7	11	3	7	16	4	0	2	3	1	-2	3PT%	2-6	33.3%	3PT%	2-6	33.3%
32	Nate Bittle	18:45	3-6	1-2	0-2	1	2	3	3	1	7	0	3	0	2	0	-3	2nd FG%	9-19	47.4%	2nd FG%	9-19	47.4%
0	Will Richardson	40:00	5-9	1-3	2-2	4	1	5	1	1	13	2	7	0	0	-1	-10	FT%	13-14	92.9%	FT%	13-14	92.9%
3	Keeshawn Barthelemy	16:21	1-6	0-4	0-0	2	2	2	1	0	2	2	1	1	1	-9	3PT%	1-7	14.3%	3PT%	1-7	14.3%	
10	Kel'Ware	20:34	0-1	0-1	2-2	1	2	3	0	1	2	0	0	1	0	-6	GM FG%	19-49	38.8%	GM FG%	19-49	38.8%	
11	Rivaldo Soares	29:55	2-8	0-5	0-0	2	5	7	1	2	4	2	0	1	1	0	7	3PT%	3-22	13.6%	3PT%	3-22	13.6%
2	Tyrone Williams	07:42	0-0	0-0	0-0	0	0	0	1	0	1	0	0	0	0	-11	FT%	15-20	75.0%	FT%	15-20	75.0%	
Team						3	3	6	0	0	0	0	0	0	0								
Totals		19:49	3-22	15-20	15	22	37	13	19	56	10	16	4	8	3	-10							

Points from		HOU		ORE		Period by Period Scoring		
Turnovers	1st	2nd	TOT	1st	2nd	TOT		
Biggest lead	16 (2nd 7:20)	4 (1st 18:12)						
Best Scoring Run	12 (1st 7:14)	7 (2nd 18:35)						
Lead Changes	1							
Times Tied	2							
Time with Lead	33:55	03:18						

#2/2 HOUSTON 49, KENT STATE 44

Nov. 26, 2022 • Fertitta Center • Houston

Official Basketball Box Score - Final
Kent St. at Houston
11/26/22 Fertitta Center, Houston, Texas
2022-23 Houston Cougars Basketball
Game Time: 1:52 PM
Game Duration: 2:00
Attendance: 7,378
Officials: K.B. Burdett Jr., Patrick Evans, Lucas Santos

Kent St. - 44		Record: 5-2										Shooting By Period											
NO.	Name	Min	FG	3P	FT	Rebounds	Fouls	TP	AS	TO	ST	Blocks	BS	BA	+/-	1st FG%	2nd FG%	3P%	FT%	GM FG%	FT%		
			M/A	M/A	M/A	OR	DR	PF															
1	VonCameron Davis	30:53	6-9	2-4	0-0	0	4	2	1	14	0	0	1	0	0	-6	1st FG%	6-31	19.4%	1st FG%	6-31	19.4%	
33	Mirnye Thomas	29:37	2-11	2-8	0-0	2	4	6	2	1	6	0	1	1	2	1	2	3PT%	3-14	21.4%	3PT%	3-14	21.4%
42	Cifron Hornbeak	22:33	2-2	0-0	0-0	2	2	4	4	1	4	0	1	0	1	0	-1	FT%	7-9	77.8%	FT%	7-9	77.8%
3	Sincere Carry	38:11	2-22	1-11	4-6	0	4	4	1	3	9	3	7	8	1	-11	2nd FG%	9-32	28.1%	2nd FG%	9-32	28.1%	
11	Giovanni Santiago	32:33	0-5	0-3	0-0	0	3	3	4	1	0	4	1	2	1	0	3	3PT%	3-15	20.0%	3PT%	3-15	20.0%
2	Malique Jacobs	30:16	3-11	1-2	4-5	3	4	7	3	5	11	1	2	2	0	-3	FT%	1-2	50%	FT%	1-2	50%	
34	Akeem Odusipe	05:33	0-1	0-0	0-0	0	2	2	1	0	0	0	1	0	0	-2	GM FG%	15-63	23.8%	GM FG%	15-63	23.8%	
13	Jalen Sullinger	04:34	0-2	0-1	0-0	0	0	0	0	1	0	0	0	0	0	-3	3PT%	6-29	20.7%	3PT%	6-29	20.7%	
23	Delrecco Gillespie	03:00	0-0	0-0	0-0	0	0	0	1	0	0	0	0	0	0	0	0	FT%	8-11	72.7%	FT%	8-11	72.7%
4	Chris Payton	02:50	0-0	0-0	0-0	0	0	0	0	0	0	0	0	0	0	-1	Dead Ball Rebounds:		1.0	Dead Ball Rebounds:		1.0	
Team						3	3	0	0	0	0	0	0	0	0								
Totals		15:63	6-29	8-11	10	23	33	19	12	44	8	13	14	5	6	-5							

Houston - 49		Record: 6-0										Shooting By Period											
NO.	Name	Min	FG	3P	FT	Rebounds	Fouls	TP	AS	TO	ST	Blocks	BS	BA	+/-	1st FG%	2nd FG%	3P%	FT%	GM FG%	FT%		
			M/A	M/A	M/A	OR	DR	PF															
13	J'Wan Roberts	35:08	5-10	0-0	1-4	5	9	14	1	3	11	1	4	1	4	2	16	1st FG%	0-8	0.0%	1st FG%	0-8	0.0%
25	Jarace Walker	19:00	0-2	0-1	1-2	2	4	6	2	2	1	0	3	0	2	0	-21	3PT%	8-15	53.3%	3PT%	8-15	53.3%
0	Marcus Sasser	36:29	5-16	1-10	8-8	0	5	5	1	5	19	2	4	1	0	0	5	2nd FG%	8-24	33.3%	2nd FG%	8-24	33.3%
1	Jamal Shead	33:26	2-9	0-2	2-3	1	4	5	2	5	6	2	4	3	0	1	8	3PT%	2-9	22.2%	3PT%	2-9	22.2%
12	Tramon Mark	32:32	1-6	1-3	2-4	2	5	7	3	5	3	2	1	0	1	-3	FT%	7-8	87.5%	FT%	7-8	87.5%	
32	Reggie Chaney	17:47	2-4	0-0	0-0	2	1	3	1	0	4	0	4	3	0	0	3	GM FG%	16-50	32.0%	GM FG%	16-50	32.0%
23	Terrance Arceneaux	17:46	0-2	0-1	0-0	0	6	6	1	0	1	0	0	0	0	1	7	3PT%	2-17	11.8%	3PT%	2-17	11.8%
5	Ja'Vier Francis	07:52	1-1	0-0	1-2	3	1	4	1	3	1	0	2	0	0	0	10	FT%	15-23	65.2%	FT%	15-23	65.2%
Team						1	5	6	0	0	0	0	0	0	0								
Totals		16:50	2-17	15-23	16	40	56	12	19	49	9	23	9	6	5	5							

Points from		KSU		HOU		Period by Period Scoring		
Turnovers	1st	2nd	TOT	1st	2nd	TOT		
Biggest lead	10 (1st 15:39)	9 (2nd 10:42)						
Best Scoring Run	10 (1st 15:39)	15 (2nd 10:42)						
Lead Changes	5							
Times Tied	5							
Time with Lead	19:05	14:35						

#1/1 HOUSTON 1009, vs. NORFOLK STATE 52

Nov. 29, 2022 • Fertitta Center • Houston

Official Basketball Box Score - Final
Norfolk St. at Houston
11/29/22 Fertitta Center, Houston, Texas
2022-23 Men's Basketball
Game Time: 7:02 PM
Game Duration: 1:48
Attendance: 7,308
Officials: Rob Rorker, Marques Pettigrew, Tim Conner

Norfolk St. - 52		Record: 5-3										Shooting By Period										
NO.	Name	Min	FG	3P	FT	Rebounds	Fouls	TP	AS	TO	ST	Blocks	BS	BA	+/-	1st FG%	2nd FG%	3P%	FT%	GM FG%	FT%	
			M/A	M/A	M/A	OR	DR	PF														
21	Dana Tate	28:30	2-8	0-4	0-0	1	3	4	4	0	4	1	3	1	0	-30	1st FG%	8-24	33.3%	1st FG%	8-24	33.3%
30	Kris Bankston	25:04	6-10	0-0	2-3	3	1	4	4	2	14	1</										

#1/1 HOUSTON 76, NORTH FLORIDA 42

Dec. 6, 2022 • Fertitta Center • Houston



Official Basketball Box Score - Final
North Florida at Houston
12/06/22 Fertitta Center, Houston, Texas
2022-23 Houston Cougars Basketball

Game Time: 7:02 PM
Game Duration: 1:46
Attendance: 7,283

Officials: Olanide Poole, Patrick Evans, Chuck Jones

North Florida - 42		Record: 2-6														
NO.	Name	Min	FG	3P	FT	Rebounds	Fouls	TP	AS	TO	ST	Blocks	+/-			
			M/A	M/A	M/A	OR	DR	PF	FD			BS	BA			
3	Carter Hendricksen	F 28:46	2-7	1-5	2-2	0	3	3	0	2	7	1	3	1	0	-18
24	Jadyn Parker	F 24:33	2-5	0-0	1-1	2	2	4	0	2	4	0	1	0	2	-11
2	Chaz Lanier	G 14:41	0-2	0-2	0-0	0	0	0	1	0	0	1	1	0	0	-14
10	Jarius Hicklen	G 30:17	4-11	4-7	0-0	1	2	3	3	1	12	3	5	1	0	-30
15	Jose Placer	G 33:34	2-7	0-3	0-1	0	1	1	2	1	4	3	2	1	0	-24
5	Dorian James	19:33	0-2	0-1	0-2	0	1	1	3	1	0	1	0	1	0	-22
21	Jonathan Aybar	12:49	1-3	1-1	1-2	1	0	1	1	2	4	1	5	1	0	-20
33	Oscar Berry	16:37	2-2	2-2	0-0	0	0	0	0	0	0	0	0	0	0	-13
13	Max Hrdlicka	06:25	1-2	1-2	0-0	1	1	2	0	0	3	0	1	0	0	-9
23	Jah Nze	07:40	0-1	0-1	2-2	0	1	1	0	2	2	0	1	0	0	-2
4	Trent Coleman	02:36	0-1	0-0	0-0	0	0	0	0	0	0	0	0	0	0	-3
1	Mark Flakus	02:29	0-1	0-0	0-0	0	1	1	0	0	0	0	1	0	0	-4
Team						3	6	9	0	0	0	0	0	0	0	0
Totals			14-44	9-24	5-10	8	18	26	10	11	42	10	24	4	7	-34

Shooting By Period	
1st FG%	7-24 29.2%
3PT%	4-13 30.8%
FT%	0-0 0%
2nd FG%	7-20 35.0%
3PT%	5-11 45.5%
FT%	5-10 50%
GM FG%	14-44 31.8%
3PT%	9-24 37.5%
FT%	5-10 50.0%

Dead Ball Rebounds: 1, 0

Technical Fouls: NONE

Houston - 76		Record: 9-0														
NO.	Name	Min	FG	3P	FT	Rebounds	Fouls	TP	AS	TO	ST	Blocks	+/-			
			M/A	M/A	M/A	OR	DR	PF	FD			BS	BA			
13	J'Wan Roberts	F 20:52	3-5	0-0	0-0	2	4	6	0	0	6	1	0	1	0	25
25	Jarace Walker	F 25:45	6-12	0-1	5-5	10	2	12	3	1	3	1	0	0	15	
0	Marcus Sasser	G 07:43	5-7	2-3	0-0	1	0	1	0	1	12	1	0	1	0	11
1	Jamal Shead	G 25:19	0-3	0-3	0-0	1	3	4	1	2	0	10	0	4	1	0
12	Tramon Mark	G 24:29	4-10	0-2	2-2	1	2	2	3	10	2	0	0	1	0	24
3	Ramon Walker Jr.	21:05	0-4	0-3	2-2	0	3	3	2	1	2	0	0	0	1	10
5	Ja'Vier Francis	19:08	7-9	0-0	0-0	2	2	4	2	1	14	0	2	1	4	2
32	Reggie Chaney	12:11	2-4	0-0	0-0	4	2	6	2	1	4	1	1	0	0	14
23	Terrance Arceneaux	22:10	1-6	0-2	0-0	1	5	6	0	0	2	1	1	1	0	16
21	Emanuel Sharp	19:14	3-5	3-5	0-0	0	0	0	0	0	9	0	1	0	0	18
20	Ryan Elvin	02:04	2-2	1-1	0-0	0	0	0	0	0	5	0	0	1	0	5
Team						0	0	0	0	0	0	0	0	0	0	0
Totals			33-67	6-20	4-5	17	25	42	11	10	76	19	8	12	7	4

Shooting By Period	
1st FG%	19-35 54.3%
3PT%	4-11 36.4%
FT%	0-1 0%
2nd FG%	14-32 43.8%
3PT%	2-9 22.2%
FT%	4-4 100%
GM FG%	33-67 49.3%
3PT%	6-20 30.0%
FT%	4-5 80.0%

Dead Ball Rebounds: 0, 1

Technical Fouls: Walker Jr. 2nd 6; 46

	UNF	HOU
Biggest lead	0 (1 st 20:00)	35 (2 nd 9:20)
Best Scoring Run	7 (2 nd 5:04)	14 (1 st 0:48)
Lead Changes	0	0
Times Tied	0	0
Time with Lead	00:00	39:37

Points from	UNF	HOU
Turnovers	5	21
Paint	10	48
Second Chance	2	19
Fast Breaks	4	9
Bench	15	36

Period by Period Scoring	UNF	HOU
1st	18	24
2nd	24	42
TOT	42	76

#8/10 ALABAMA 71, #1/1 HOUSTON 65

Dec. 10, 2022 • Fertitta Center • Houston



Official Basketball Box Score - Final
Alabama at Houston
12/10/22 Fertitta Center, Houston, Texas
2022-23 Houston Cougars Basketball

Game Time: 2:05 PM
Game Duration: 2:17
Attendance: 7,718

Officials: Don Daly, Doug Shows, Keith Kimble

Alabama - 71		Record: 8-1														
NO.	Name	Min	FG	3P	FT	Rebounds	Fouls	TP	AS	TO	ST	Blocks	+/-			
			M/A	M/A	M/A	OR	DR	PF	FD			BS	BA			
15	Noah Clowney	F 27:47	7-12	2-6	0-0	2	9	11	4	0	16	1	3	0	2	1
24	Brandon Miller	F 30:13	0-8	0-5	8-9	1	4	5	2	5	8	0	2	2	0	-3
14	Charles Bediako	C 17:25	0-0	0-0	1-2	0	2	2	4	2	1	0	0	0	1	0
1	Mark Sears	G 22:18	3-6	2-4	3-4	1	2	3	3	3	11	2	2	0	0	-5
25	Nimari Burnett	G 19:53	2-4	2-4	2-3	0	1	1	1	2	8	0	1	1	0	0
0	Jaden Bradley	24:43	5-9	0-0	2-3	1	4	5	0	3	12	4	0	0	0	17
4	Noah Burley	18:35	1-3	0-1	0-3	3	3	6	0	4	2	0	2	0	0	0
5	Jahvon Quinerly	13:06	1-6	0-0	2-4	0	2	2	0	3	4	0	4	0	0	0
3	Rylan Griffen	17:54	2-5	1-3	1-2	2	2	4	2	1	6	2	1	2	0	0
23	Nick Pringle	08:06	1-1	0-0	1-2	0	1	1	4	1	3	0	0	1	0	0
Team						2	2	4	0	0	0	0	0	0	0	0
Totals			22-54	7-23	20-32	12	32	44	20	24	71	9	15	6	3	8

Shooting By Period	
1st FG%	9-29 32.1%
3PT%	4-13 30.8%
FT%	5-11 45.5%
2nd FG%	13-26 50.0%
3PT%	3-10 30.0%
FT%	15-21 71.4%
3PT%	3-10 30.0%
FT%	15-21 71.4%
GM FG%	22-54 40.7%
3PT%	7-23 30.4%
FT%	20-32 62.5%

Dead Ball Rebounds: 6, 0

Technical Fouls: NONE

Houston - 65		Record: 9-1														
NO.	Name	Min	FG	3P	FT	Rebounds	Fouls	TP	AS	TO	ST	Blocks	+/-			
			M/A	M/A	M/A	OR	DR	PF	FD			BS	BA			
13	J'Wan Roberts	F 27:38	4-10	0-0	1-2	5	4	9	3	1	9	0	0	0	5	0
25	Jarace Walker	F 27:50	3-4	0-0	2-4	1	4	5	3	4	8	2	0	2	2	0
0	Marcus Sasser	G 33:04	2-11	0-3	5-7	0	2	2	3	4	9	1	2	0	0	-13
1	Jamal Shead	G 37:47	0-20	1-5	2-2	0	7	7	4	1	18	3	2	1	0	-5
12	Tramon Mark	G 24:25	4-9	2-3	0-0	1	1	2	5	1	10	1	2	1	0	10
32	Reggie Chaney	22:41	3-5	0-0	2-7	4	3	7	1	5	8	0	2	2	0	-12
3	Ramon Walker Jr.	16:33	0-2	0-1	0-0	1	3	4	3	3	0	0	0	0	0	-8
5	Ja'Vier Francis	01:51	1-2	0-0	0-0	0	0	0	2	1	2	0	0	0	0	0
23	Terrance Arceneaux	08:11	0-1	0-1	0-0	0	1	1	0	0	0	0	0	1	0	-2
Team						1	1	2	0	0	0	0	0	0	0	0
Totals			25-64	3-13	12-22	13	26	39	24	20	65	7	10	7	8	3

Shooting By Period	
1st FG%	13-33 39.4%
3PT%	1-5 20.0%
FT%	4-6 66.7%
2nd FG%	12-31 38.7%
3PT%	2-8 25.0%
FT%	8-16 50%
GM FG%	25-64 39.1%
3PT%	3-13 23.1%
FT%	12-22 54.5%

Dead Ball Rebounds: 4, 0

Technical Fouls: NONE

	ALA	HOU
Biggest lead	6 (2 nd 0:27)	15 (2 nd 17:13)
Best Scoring Run	6 (2 nd 11:54)	10 (2 nd 18:53)
Lead Changes	10	0
Times Tied	5	7
Time with Lead	18:33	19:27

Points from	ALA	HOU
Turnovers	17	18
Paint	30	38
Second Chance	11	14
Fast Breaks	7	7
Bench	27	10

Period by Period Scoring	ALA	HOU
1st	27	44
2nd	44	71
TOT	71	65

#5/4 HOUSTON vs. NORTH CAROLINA A&T

Coaches vs. Racism | HBCU Roundball Classic
Dec. 13, 2022 • Fertitta Center • Houston

#5/4 HOUSTON at #2/2 VIRGINIA

Dec. 17, 2022 • John Paul Jones Arena • Charlottesville, Va.



2022-23 Houston Men's Basketball Combined Team Statistics All games

Game Records

Record	Overall	Home	Away	Neutral
ALL GAMES	9-1	6-1	1-0	2-0
CONFERENCE	0-0	0-0	0-0	0-0
NON-CONFERENCE	9-1	6-1	1-0	2-0

Score by Periods

Team	1st	2nd	OT	TOT
Houston	385	354	0	739
Opponents	214	283	0	497

Team Box Score

No.	Player				Total		3-Point		F-Throw		Rebounds											
		GP-GS	MIN	AVG	FG-FGA	FG%	3FG-3FGA	3FG%	FT-FTA	FT%	OFF	DEF	TOT	AVG	PF	DQ	A	TO	BLK	STL	PTS	AVG
0	SASSER, Marcus	10-10	287:34	28.8	51-126	.405	20-67	.299	39-45	.867	4	23	27	2.7	15	0	27	13	2	16	161	16.1
12	MARK, Tramon	10-10	273:04	27.3	37-88	.420	10-27	.370	17-20	.850	13	25	38	3.8	23	1	16	14	2	7	101	10.1
13	ROBERTS, J'Wan	10-10	253:21	25.3	45-69	.652	0-0	.000	8-14	.571	28	43	71	7.1	12	0	11	12	17	8	98	9.8
25	WALKER, Jarace	10-10	240:31	24.1	39-82	.476	6-16	.375	10-16	.625	26	41	67	6.7	23	0	15	12	11	11	94	9.4
1	SHEAD, Jamal	10-10	318:43	31.9	30-86	.349	11-34	.324	8-12	.667	6	29	35	3.5	20	0	59	18	2	24	79	7.9
23	ARCENEUX, Terrance	10-0	169:05	16.9	21-52	.404	9-29	.310	5-10	.500	11	31	42	4.2	7	0	3	5	2	8	56	5.6
5	FRANCIS, Ja'Vier	10-0	107:42	10.8	23-34	.676	0-0	.000	4-10	.400	17	19	36	3.6	17	0	0	6	18	5	50	5.0
21	SHARP, Emanuel	6-0	67:30	11.3	10-22	.455	7-16	.438	2-2	1.000	3	4	7	1.2	6	0	2	6	0	1	29	4.8
32	CHANEY, Reggie	10-0	146:59	14.7	16-28	.571	0-0	.000	4-12	.333	18	14	32	3.2	15	0	3	9	5	11	36	3.6
3	WALKER JR., Ramon	7-0	114:50	16.4	7-21	.333	4-14	.286	5-7	.714	6	16	22	3.1	16	1	3	4	0	2	23	3.3
20	ELVIN, Ryan	5-0	17:04	3.4	4-7	.571	2-4	.500	2-2	1.000	0	1	1	0.2	1	0	0	0	0	2	12	2.4
4	BOWSER, Darius	1-0	03:36	3.6	0-0	.000	0-0	.000	0-0	.000	0	0	0	0.0	0	0	0	0	0	0	0	0.0
Team											7	18	25					3				
Total		10	2000		283-615	.460	69-207	.333	104-150	.693	139	264	403	40.3	155	2	139	102	59	95	739	73.9
Opponents		10	2000		165-517	.319	56-237	.236	111-167	.665	115	220	335	33.5	164	0	81	165	30	55	497	49.7

Team Statistics

	UH	OPP
Scoring	739	497
Points per game	73.9	49.7
Scoring margin	+24.2	-
Field goals-att	283-615	165-517
Field goal pct	.460	.319
3 point fg-att	69-207	56-237
3-point FG pct	.333	.236
3-pt FG made per game	6.9	5.6
Free throws-att	104-150	111-167
Free throw pct	.693	.665
F-Throws made per game	10.4	11.1
Rebounds	403	335
Rebounds per game	40.3	33.5
Rebounding margin	+6.8	-
Assists	139	81
Assists per game	13.9	8.1
Turnovers	102	165
Turnovers per game	10.2	16.5
Turnover margin	+6.3	-
Assist/turnover ratio	1.4	0.5
Steals	95	55
Steals per game	9.5	5.5
Blocks	59	30
Blocks per game	5.9	3.0
Winning streak	0	-
Home win streak	0	-
Attendance	51297	7002
Home games-Avg/Game	7-7328	1-7002
Neutral site-Avg/Game	-	2-2851

Team Results

Date	Opponent		Score	Att.
11/07/2022	Northern Colo.	W	83-36	7042
11/11/2022	vs Saint Joseph's	W	81-55	2889
11/14/2022	Oral Roberts	W	83-45	7246
11/16/2022	Texas Southern	W	83-48	7322
11/20/2022	at Oregon	W	66-56	7002
11/26/2022	Kent St.	W	49-44	7378
11/29/2022	Norfolk St.	W	100-52	7308
12/03/2022	vs Saint Mary's (CA)	W	53-48	2812
12/06/2022	North Florida	W	76-42	7283
12/10/2022	Alabama	L	65-71	7718



2022-23 Houston Men's Basketball
Team High/Low Analysis
All games

Page 1/4
as of Dec 10, 2022

Houston - Game Highs

POINTS	100	Norfolk St. (11/29/2022)
	83	Texas Southern (11/16/2022)
	83	Oral Roberts (11/14/2022)
	83	Northern Colo. (11/07/2022)
	81	vs Saint Joseph's (N) (11/11/2022)
FIELD GOALS MADE	38	Norfolk St. (11/29/2022)
	33	North Florida (12/06/2022)
	33	vs Saint Joseph's (N) (11/11/2022)
FIELD GOAL ATTEMPTS	72	Northern Colo. (11/07/2022)
	67	North Florida (12/06/2022)
FIELD GOAL PERCENTAGE	.576 (38-66)	Norfolk St. (11/29/2022)
	.517 (30-58)	Oral Roberts (11/14/2022)
	.517 (31-60)	Texas Southern (11/16/2022)
3 PT FG MADE	17	Norfolk St. (11/29/2022)
	11	at Oregon (11/20/2022)
	11	Northern Colo. (11/07/2022)
3 PT FG ATTEMPTS	33	Norfolk St. (11/29/2022)
	29	Northern Colo. (11/07/2022)
3 PT FG PERCENTAGE	.515 (17-33)	Norfolk St. (11/29/2022)
	.500 (11-22)	at Oregon (11/20/2022)
FREE THROWS MADE	17	Oral Roberts (11/14/2022)
	16	Texas Southern (11/16/2022)
FREE THROW ATTEMPTS	25	Oral Roberts (11/14/2022)
	23	Kent St. (11/26/2022)
FREE THROW PERCENTAGE	.889 (8-9)	vs Saint Mary's (CA) (N) (12/03/2022)
	.800 (16-20)	Texas Southern (11/16/2022)
	.800 (8-10)	Northern Colo. (11/07/2022)
	.800 (4-5)	North Florida (12/06/2022)
REBOUNDS	56	Kent St. (11/26/2022)
	52	Oral Roberts (11/14/2022)
ASSISTS	26	Norfolk St. (11/29/2022)
	19	North Florida (12/06/2022)
	19	Texas Southern (11/16/2022)
STEALS	14	Northern Colo. (11/07/2022)
	13	at Oregon (11/20/2022)
BLOCKED SHOTS	8	Alabama (12/10/2022)
	8	Norfolk St. (11/29/2022)
TURNOVERS	23	Kent St. (11/26/2022)
	12	Oral Roberts (11/14/2022)
FOULS	24	Alabama (12/10/2022)
	22	vs Saint Joseph's (N) (11/11/2022)



2022-23 Houston Men's Basketball
Team High/Low Analysis
All games

Page 3/4
as of Dec 10, 2022

Houston - Game Lows

POINTS	49	Kent St. (11/26/2022)
	53	vs Saint Mary's (CA) (N) (12/03/2022)
	65	Alabama (12/10/2022)
	66	at Oregon (11/20/2022)
	76	North Florida (12/06/2022)
FIELD GOALS MADE	16	Kent St. (11/26/2022)
	21	vs Saint Mary's (CA) (N) (12/03/2022)
FIELD GOAL ATTEMPTS	50	Kent St. (11/26/2022)
	56	at Oregon (11/20/2022)
FIELD GOAL PERCENTAGE	.320 (16-50)	Kent St. (11/26/2022)
	.368 (21-57)	vs Saint Mary's (CA) (N) (12/03/2022)
3 PT FG MADE	2	Kent St. (11/26/2022)
	3	Alabama (12/10/2022)
	3	vs Saint Mary's (CA) (N) (12/03/2022)
3 PT FG ATTEMPTS	11	vs Saint Mary's (CA) (N) (12/03/2022)
	13	Alabama (12/10/2022)
3 PT FG PERCENTAGE	.182 (2-11)	Kent St. (11/26/2022)
	.192 (5-26)	vs Saint Joseph's (N) (11/11/2022)
FREE THROWS MADE	4	North Florida (12/06/2022)
	7	Norfolk St. (11/29/2022)
	7	at Oregon (11/20/2022)
FREE THROW ATTEMPTS	5	North Florida (12/06/2022)
	9	vs Saint Mary's (CA) (N) (12/03/2022)
FREE THROW PERCENTAGE	.800 (4-5)	North Florida (12/06/2022)
	.625 (10-16)	vs Saint Joseph's (N) (11/11/2022)
REBOUNDS	27	vs Saint Mary's (CA) (N) (12/03/2022)
	28	at Oregon (11/20/2022)
ASSISTS	6	Oral Roberts (11/14/2022)
	7	Alabama (12/10/2022)
STEALS	5	Oral Roberts (11/14/2022)
	7	Alabama (12/10/2022)
	7	vs Saint Mary's (CA) (N) (12/03/2022)
BLOCKED SHOTS	3	at Oregon (11/20/2022)
	4	Texas Southern (11/16/2022)
TURNOVERS	5	vs Saint Mary's (CA) (N) (12/03/2022)
	8	North Florida (12/06/2022)
	8	Texas Southern (11/16/2022)
	8	Northern Colo. (11/07/2022)
FOULS	11	North Florida (12/06/2022)
	11	Norfolk St. (11/29/2022)



2022-23 Houston Men's Basketball
Team High/Low Analysis
All games

Page 2/4
as of Dec 10, 2022

Opponent - Game Highs

POINTS	71	Alabama (12/10/2022)
	56	at Oregon (11/20/2022)
	55	vs Saint Joseph's (N) (11/11/2022)
	52	Norfolk St. (11/29/2022)
	48	vs Saint Mary's (CA) (N) (12/03/2022)
	48	Texas Southern (11/16/2022)
FIELD GOALS MADE	22	Alabama (12/10/2022)
	20	Norfolk St. (11/29/2022)
FIELD GOAL ATTEMPTS	63	Kent St. (11/26/2022)
	62	Oral Roberts (11/14/2022)
FIELD GOAL PERCENTAGE	.407 (22-54)	Alabama (12/10/2022)
	.388 (19-49)	at Oregon (11/20/2022)
3 PT FG MADE	9	North Florida (12/06/2022)
	9	vs Saint Mary's (CA) (N) (12/03/2022)
3 PT FG ATTEMPTS	38	Oral Roberts (11/14/2022)
	29	Kent St. (11/26/2022)
3 PT FG PERCENTAGE	.409 (9-22)	vs Saint Mary's (CA) (N) (12/03/2022)
	.375 (9-24)	North Florida (12/06/2022)
FREE THROWS MADE	20	Alabama (12/10/2022)
	18	vs Saint Joseph's (N) (11/11/2022)
FREE THROW ATTEMPTS	32	Alabama (12/10/2022)
	27	vs Saint Joseph's (N) (11/11/2022)
FREE THROW PERCENTAGE	.846 (11-13)	Norfolk St. (11/29/2022)
	.750 (15-20)	at Oregon (11/20/2022)
REBOUNDS	44	Alabama (12/10/2022)
	40	vs Saint Joseph's (N) (11/11/2022)
ASSISTS	14	vs Saint Mary's (CA) (N) (12/03/2022)
	10	North Florida (12/06/2022)
	10	at Oregon (11/20/2022)
STEALS	14	Kent St. (11/26/2022)
	6	Alabama (12/10/2022)
	6	Norfolk St. (11/29/2022)
	6	vs Saint Joseph's (N) (11/11/2022)
BLOCKED SHOTS	8	at Oregon (11/20/2022)
	5	Kent St. (11/26/2022)
TURNOVERS	23	Northern Colo. (11/07/2022)
	20	North Florida (12/06/2022)
FOULS	22	Oral Roberts (11/14/2022)
	20	Alabama (12/10/2022)
	20	Texas Southern (11/16/2022)



2022-23 Houston Men's Basketball
Team High/Low Analysis
All games

Page 4/4
as of Dec 10, 2022

Opponent - Game Lows

POINTS	36	Northern Colo. (11/07/2022)
	42	North Florida (12/06/2022)
	44	Kent St. (11/26/2022)
	45	Oral Roberts (11/14/2022)
	48	vs Saint Mary's (CA) (N) (12/03/2022)
	48	Texas Southern (11/16/2022)
FIELD GOALS MADE	10	Northern Colo. (11/07/2022)
	14	North Florida (12/06/2022)
	14	Oral Roberts (11/14/2022)
FIELD GOAL ATTEMPTS	39	Northern Colo. (11/07/2022)
	44	North Florida (12/06/2022)
FIELD GOAL PERCENTAGE	.226 (14-62)	Oral Roberts (11/14/2022)
	.238 (15-63)	Kent St. (11/26/2022)
3 PT FG MADE	1	Norfolk St. (11/29/2022)
	3	at Oregon (11/20/2022)
	3	Texas Southern (11/16/2022)
3 PT FG ATTEMPTS	16	Texas Southern (11/16/2022)
	18	Norfolk St. (11/29/2022)
3 PT FG PERCENTAGE	.056 (1-18)	Norfolk St. (11/29/2022)
	.136 (3-22)	at Oregon (11/20/2022)
FREE THROWS MADE	5	North Florida (12/06/2022)
	5	vs Saint Mary's (CA) (N) (12/03/2022)
FREE THROW ATTEMPTS	8	vs Saint Mary's (CA) (N) (12/03/2022)
	10	North Florida (12/06/2022)
FREE THROW PERCENTAGE	.625 (5-8)	North Florida (12/06/2022)
	.600 (9-15)	Texas Southern (11/16/2022)
	.600 (9-15)	Oral Roberts (11/14/2022)
REBOUNDS	26	North Florida (12/06/2022)
	28	Norfolk St. (11/29/2022)
ASSISTS	3	vs Saint Joseph's (N) (11/11/2022)
	5	Northern Colo. (11/07/2022)
STEALS	3	vs Saint Mary's (CA) (N) (12/03/2022)
	3	Northern Colo. (11/07/2022)
BLOCKED SHOTS	1	vs Saint Mary's (CA) (N) (12/03/2022)
	1	Norfolk St. (11/29/2022)
	1	Texas Southern (11/16/2022)
	1	vs Saint Joseph's (N) (11/11/2022)
TURNOVERS	11	Oral Roberts (11/14/2022)
	13	Kent St. (11/26/2022)
FOULS	10	North Florida (12/06/2022)
	12	Northern Colo. (11/07/2022)



2022-23 Houston Men's Basketball
Player Highs Analysis
All games

Page 1/2
as of Dec 10, 2022

Houston - Individual Game Highs

POINTS	25	Marcus Sasser vs Norfolk St. (11/29/2022)
	23	Tramon Mark vs Oral Roberts (11/14/2022)
	23	Jarace Walker vs Saint Joseph's (N) (11/11/2022)
	21	Marcus Sasser vs Northern Colo. (11/07/2022)
	20	Marcus Sasser vs Texas Southern (11/16/2022)
FIELD GOALS MADE	10	Jarace Walker vs Saint Joseph's (N) (11/11/2022)
	9	Jarace Walker vs Texas Southern (11/16/2022)
FIELD GOAL ATTEMPTS	20	Jamal Shead vs Alabama (12/10/2022)
	16	Marcus Sasser vs Kent St. (11/26/2022)
	16	Marcus Sasser vs Oral Roberts (11/14/2022)
FIELD GOAL PERCENTAGE (min 5 made)	1.000 (5-5)	J'Wan Roberts vs Norfolk St. (11/29/2022)
	1.000 (5-5)	Ja'Vier Francis vs Norfolk St. (11/29/2022)
3 PT FG MADE	7	Marcus Sasser vs Norfolk St. (11/29/2022)
	4	Jamal Shead vs Norfolk St. (11/29/2022)
	4	Marcus Sasser vs Northern Colo. (11/07/2022)
3 PT FG ATTEMPTS	12	Marcus Sasser vs Norfolk St. (11/29/2022)
	10	Marcus Sasser vs Kent St. (11/26/2022)
3 PT FG PERCENTAGE (min 2 made)	1.000 (4-4)	Jamal Shead vs Norfolk St. (11/29/2022)
	1.000 (2-2)	Jarace Walker at Oregon (11/20/2022)
FREE THROWS MADE	8	Marcus Sasser vs Kent St. (11/26/2022)
	8	Marcus Sasser vs Texas Southern (11/16/2022)
FREE THROW ATTEMPTS	10	Marcus Sasser vs Texas Southern (11/16/2022)
	8	Marcus Sasser vs Kent St. (11/26/2022)
FREE THROW PERCENTAGE (min 3 made)	1.000 (8-8)	Marcus Sasser vs Kent St. (11/26/2022)
	1.000 (6-6)	Tramon Mark vs Oral Roberts (11/14/2022)
	1.000 (5-5)	Marcus Sasser vs Saint Mary's (CA) (N) (12/03/2022)
	1.000 (3-3)	Marcus Sasser at Oregon (11/20/2022)
	1.000 (3-3)	Marcus Sasser vs Northern Colo. (11/07/2022)
REBOUNDS	14	J'Wan Roberts vs Kent St. (11/26/2022)
	12	J'Wan Roberts vs Saint Joseph's (N) (11/11/2022)
ASSISTS	11	Jamal Shead vs Norfolk St. (11/29/2022)
	10	Jamal Shead vs North Florida (12/06/2022)
	12	Jarace Walker vs Northern Colo. (11/07/2022)
STEALS	4	Jamal Shead vs North Florida (12/06/2022)
	4	Jamal Shead at Oregon (11/20/2022)
	4	Marcus Sasser vs Northern Colo. (11/07/2022)
BLOCKED SHOTS	5	J'Wan Roberts vs Alabama (12/10/2022)
	4	Ja'Vier Francis vs North Florida (12/06/2022)
	4	J'Wan Roberts vs Kent St. (11/26/2022)
TURNOVERS	4	Jamal Shead vs Kent St. (11/26/2022)
	4	Reggie Chaney vs Kent St. (11/26/2022)
	4	Marcus Sasser vs Kent St. (11/26/2022)
	4	J'Wan Roberts vs Kent St. (11/26/2022)
	4	Tramon Mark at Oregon (11/20/2022)
FOULS	5	Tramon Mark vs Alabama (12/10/2022)
	5	Ramon Walker Jr. vs Saint Joseph's (N) (11/11/2022)



2022-23 Houston Men's Basketball
Player Highs Analysis
All games

Page 2/2
as of Dec 10, 2022

Opponent - Individual Game Highs

POINTS	17	Logan Johnson vs Saint Mary's (CA) (N) (12/03/2022)
	17	Erik Reynolds II vs Saint Joseph's (N) (11/11/2022)
	16	Noah Clowney vs Alabama (12/10/2022)
	16	N'Faly Dante at Oregon (11/20/2022)
	15	Zytarius Mortle vs Texas Southern (11/16/2022)
FIELD GOALS MADE	7	Noah Clowney vs Alabama (12/10/2022)
	7	Zytarius Mortle vs Texas Southern (11/16/2022)
FIELD GOAL ATTEMPTS	22	Sincere Carry vs Kent St. (11/26/2022)
	15	Aidan Mahaney vs Saint Mary's (CA) (N) (12/03/2022)
FIELD GOAL PERCENTAGE (min 5 made)	.750 (6-8)	N'Faly Dante at Oregon (11/20/2022)
	.667 (6-9)	VonCameron Davis vs Kent St. (11/26/2022)
3 PT FG MADE	4	Jarius Hicklen vs North Florida (12/06/2022)
	4	Aidan Mahaney vs Saint Mary's (CA) (N) (12/03/2022)
3 PT FG ATTEMPTS	11	Sincere Carry vs Kent St. (11/26/2022)
	9	Max Abmas vs Oral Roberts (11/14/2022)
3 PT FG PERCENTAGE (min 2 made)	1.000 (2-2)	Oscar Berry vs North Florida (12/06/2022)
	1.000 (2-2)	Rasheer Fleming vs Saint Joseph's (N) (11/11/2022)
FREE THROWS MADE	8	Brandon Miller vs Alabama (12/10/2022)
	7	Quincy Guerrier at Oregon (11/20/2022)
FREE THROW ATTEMPTS	9	Brandon Miller vs Alabama (12/10/2022)
	9	Quincy Guerrier at Oregon (11/20/2022)
FREE THROW PERCENTAGE (min 3 made)	1.000 (4-4)	N'Faly Dante at Oregon (11/20/2022)
	1.000 (4-4)	Davon Barnes vs Texas Southern (11/16/2022)
	1.000 (4-4)	Connor Vanover vs Oral Roberts (11/14/2022)
	1.000 (4-4)	Erik Reynolds II vs Saint Joseph's (N) (11/11/2022)
REBOUNDS	12	Kyle Bowen vs Saint Mary's (CA) (N) (12/03/2022)
	12	Kacper Klaczek vs Saint Joseph's (N) (11/11/2022)
ASSISTS	5	Logan Johnson vs Saint Mary's (CA) (N) (12/03/2022)
	4	Jaden Bradley vs Alabama (12/10/2022)
	4	Aidan Mahaney vs Saint Mary's (CA) (N) (12/03/2022)
	4	Giovanni Santiago vs Kent St. (11/26/2022)
	4	N'Faly Dante at Oregon (11/20/2022)
	4	Max Abmas vs Oral Roberts (11/14/2022)
STEALS	8	Sincere Carry vs Kent St. (11/26/2022)
	3	Andre Bottoms vs Norfolk St. (11/29/2022)
	3	N'Faly Dante at Oregon (11/20/2022)
BLOCKED SHOTS	2	Noah Clowney vs Alabama (12/10/2022)
	2	Jadyn Parker vs North Florida (12/06/2022)
	2	Mirnye Thomas vs Kent St. (11/26/2022)
	2	Nate Bittle at Oregon (11/20/2022)
	2	Sincere Carry vs Kent St. (11/26/2022)
TURNOVERS	7	Sincere Carry vs Kent St. (11/26/2022)
	7	Will Richardson at Oregon (11/20/2022)
FOULS	4	Nick Pringle vs Alabama (12/10/2022)
	4	Charles Bediako vs Alabama (12/10/2022)
	4	Noah Clowney vs Alabama (12/10/2022)
	4	Dana Tate vs Norfolk St. (11/29/2022)
	4	Kris Bankston vs Norfolk St. (11/29/2022)
	4	Ciltron Hornbeak vs Kent St. (11/26/2022)
	4	Giovanni Santiago vs Kent St. (11/26/2022)
	4	Quincy Guerrier at Oregon (11/20/2022)
4	Trey Phipps vs Oral Roberts (11/14/2022)	
4	Kareem Thompson vs Oral Roberts (11/14/2022)	
4	Erik Reynolds II vs Saint Joseph's (N) (11/11/2022)	