



# 2021 BOWL GUIDE



VS.



DECEMBER 28, 2021 | BIRMINGHAM, AL



**BIRMINGHAM BOWL HISTORY**



The Birmingham Bowl has been played since 2006 at historic Legion Field. The 2021 matchup will mark the first at Protective Stadium. Houston is making its first appearance in the event since 2014 when it fell 41-24 to Vanderbilt in front of 42,717 spectators at Legion Field.

**ALL-TIME BOWL RESULTS**

- 2020 – Cincinnati 38, Boston College 6 (1/2/20)
- 2018 – Wake Forest 37, Memphis 34 (12/22/18)
- 2017 – USF 38, Texas Tech 34 (12/23/17)
- 2016 – USF 46, South Carolina 39 (OT) (12/29/16)
- 2015 – Auburn 31, Memphis 10 (12/30/15)
- 2015 – Florida 28, East Carolina 20 (1/3/15)
- 2014 – Vanderbilt 41, Houston 24 (1/4/14)
- 2013 – Ole Miss 38, Pittsburgh 17 (1/5/13)
- 2012 – SMU 28, Pittsburgh 6 (1/7/12)
- 2011 – Pittsburgh 27, Kentucky 10 (1/8/11)
- 2010 – Connecticut 20, South Carolina 7 (1/2/10)
- 2008 – Rutgers 29, NC State 23 (12/29/08)
- 2007 – Cincinnati 31, Southern Miss 21 (12/22/07)
- 2006 – USF 24, East Carolina 7 (12/23/06)

**BIRMINGHAM BOWL: TEAM RECORDS**

- Most Points:** 46 by USF vs. South Carolina, 12/29/16
- Fewest Points:** 6, 2x, last Boston College, 1/2/20
- Most First Downs:** 33 by Cincinnati, 1/2/20
- Fewest First Downs:** 8 by Boston College, 1/2/20
- Most Yards Rushing:** 343 by Cincinnati, 1/2/20
- Fewest Rushing Yards:** 10 by Pittsburgh, 1/7/12
- Most Rushing Touchdowns:** 4 by Cincinnati, 1/2/20
- Most Passing Yards:** 427 by East Carolina vs. Florida, 1/3/15
- Fewest Passing Yards:** 87 by Boston College, 1/2/20
- Most Points/Quarter:** 24 by Houston (3rd qtr) vs. Vanderbilt 01/04/14
- Most Points/Half:** 29 by USF (1st quarter) vs. South Carolina, 12/29/16
- Most Offensive Yards:** 561 by USF vs. Texas Tech, 12/23/17
- Fewest Offensive Yards:** 164 by Boston College, 1/2/20
- Most Kickoff Return Yards:** 215 by Memphis, 12/22/18
- Most Punt Returns:** 6 by UConn, 1/2/10; by Auburn, 12/30/15
- Most Field Goals:** 3, 2x, last Wake Forest vs. Memphis 12/22/18
- Most Fumbles Lost:** 3 by South Carolina vs. USF 12/29/16

**MEDIA INFORMATION FOR BIRMINGHAM**



**ANDREW PATE**  
DIRECTOR  
Cell: (713) 387-9119  
arpate@central.uh.edu



**FLETCHER LIKE**  
ASSISTANT DIRECTOR  
Cell: (503) 709-3786  
flike@central.uh.edu

**HOUSTON ATHLETICS COMMUNICATIONS**

Athletics/Alumni Center Suite 2008  
Office: (713) 743-9404 • Fax: (713) 743-9411  
3204 Cullen Blvd. • Houston, TX 77204  
UHCougars.com



**HOUSTON SCHEDULE**

**FRIDAY, DECEMBER 24**

Houston Arrival 5 p.m. - No Media Access

**SATURDAY, DECEMBER 25**

Houston Practice 11:30 a.m.-1 p.m. Birmingham Southern Closed  
Bowling Challenge 4-6 p.m. Vestavia Bowl Media Access

**SUNDAY, DECEMBER 26**

Houston Practice 11:30 a.m.-1 p.m. Birmingham Southern Closed  
Golf Challenge 1:30-3:30 p.m. TopGolf Media Access  
Joint Team Dinner and Entertainment 6-8 p.m. Stardome Comedy ClubA No Media Access

**MONDAY, DECEMBER 27**

Houston Walk-Through Practice 2-3 p.m. Protective Stadium Closed  
Houston Pre-Game Press Conference\* 3-3:30 p.m. Stadium Media Room/Zoom Media Access  
Fan Fest Pep Rally\* 5-5:30 p.m. Uptown Birmingham Media Access

**TUESDAY, DECEMBER 28**

Fan Fest/Tailgate Areas Open 8-11 a.m. Protective Stadium Media Access  
UHAA Pregame Tailgate Party 8:30-10:30 a.m. Protective Stadium Media Access  
Houston vs. Auburn - Birmingham Bowl 11 a.m. Protective Stadium Media Access  
Postgame Press Conference TBD Stadium Media Room/Zoom Media Access

*\*Head Coach Dana Holgorsen and select players will appear  
Schedule is subject to change.*

**BIRMINGHAM BOWL: INDIVIDUAL RECORDS**

- Most Individual TD Responsible For**  
5, 2x, last Quinton Flowers, USF vs. Texas Tech, 12/23/17
- Longest Completed Pass**  
86 yards, Treon Harris to Ahmad Fulwood, Florida vs. ECU, 1/3/15
- Longest Touchdown Pass**  
86 yards, Treon Harris to Ahmad Fulwood, Florida vs. ECU, 1/3/15
- RUSHING**  
**Yards:** 155 by Damion Fletcher, S. Miss vs. Cincinnati, 12/22/07  
**Attempts:** 33 by Andre Dixon, UConn vs. South Carolina, 1/2/10  
**Longest Rush:** 62 by T'Avius Mathers, Ole Miss vs. Pitt, 1/5/13  
**Longest TD Rush:** 62, 2x, last Daniel Spencer, Houston, 1/4/14  
**Rushing TDs:** 3, 2x, last Desmond Ridder, Cincinnati vs. Boston College, 1/2/20
- PASSING**  
**Yards:** 427 by Shane Carden, ECU vs. Florida, 1/3/15  
**Completions:** 34 by Shane Carden, ECU vs. Florida, 1/3/15  
**Attempts:** 66 by Shane Carden, ECU vs. Florida, 1/3/15  
**Touchdown Passes:** 4, 2x, last by Quinton Flowers, USF vs. Texas Tech, 12/23/17
- RECEIVING**  
**Yards:** 190, Deebo Samuel, South Carolina vs. USF, 12/29/16  
**Receptions:** 14, Deebo Samuel, South Carolina vs. USF, 12/29/16  
**TD receptions:** 2, 2x, last Tyre McCants, USF vs. Texas Tech, 12/23/17

**RETURNS**

**Long Kickoff Return:** 97 by Tony pollard, Memphis, 12/22/18  
**Long Punt Return:** 56 by Marcus Davis, Auburn, 12/30/15

**KICKING**

**Made Field Goals:** 3 2x, last 3 by Nick Sciba, Memphis vs. Wake Forest, 12/22/18  
**Field Goal Attempts:** 4 by San San Te, Rutgers vs. NC State, 12/29/08  
**Long Field Goal:** 53 by Jake Elliott, Memphis vs. Auburn, 12/30/15  
**Most Points by Kicking:** 13 by Nick Sciba, Memphis vs. Wake Forest, 12/29/08

**POINTS**

**Most points:** 18 by Quinton Flowers, South Florida vs. South Carolina, 12/29/16; Jamie Newman  
**Kicking points:** 13 by Nick Sciba, Memphis vs. Wake Forest, 12/29/08  
**Most PATs:** 5, 2x, last Sam Crosa, Cincinnati vs. Boston College, 1/2/20

**OTHER**

**Total yards:** 419 by Jamie Newman, Memphis vs. Wake Forest, 12/22/18  
**All-Purpose Yards:** 318 by Tony Pollard Memphis vs. Wake Forest 12/22/18  
**Longest Return Of A Block Field Goal For A TD:** 58 by Brandon Sebastian Boston College vs. Cincinnati 01/2/2020



# HOUSTON FOOTBALL

11 CONFERENCE TITLES ♦ 28 BOWL APPEARANCES ♦ 140 ALL-AMERICANS ♦ 2021 PAUL HORNUNG AWARD ♦ 2017 OUTLAND TROPHY ♦ 1989 HEISMAN TROPHY ♦ 1976 LOMBARDI TROPHY

## SERIES HISTORY

Overall	Auburn leads 5-1
at Houston	Auburn leads 2-0
at Auburn	Auburn leads 3-0
at Neutral Site	Houston leads 1-0
Current Streak	Auburn, W1
Last Meeting	L, 7-0, Oct. 27, 1973 Auburn, Ala.

## BROADCAST INFORMATION

### TV: ESPN

Play-by-Play: Wes Durham  
Analyst: Eric Mac Lain  
Sideline: Taylor Davis

### RADIO: KPRC 950 AM

Play-by-Play: Kevin Eschenfelder  
Analyst: Ted Pardee  
Pregame Host: Matt Thomas  
The Varsity Network: "Search Houston"  
XM: 202  
Sirius: 137

### SOCIAL MEDIA: #GoCoogs

Twitter: @UHCougarFB  
Instagram: @UHCougarFB  
Facebook: /HoustonFootball  
Hashtags: #GoCoogs x #hoUSton

### FOOTBALL COMMUNICATIONS

Andrew Pate, Director  
(arpate@central.uh.edu) | (713) 387-9119 (c)

### 75 YEARS OF HOUSTON ATHLETICS:

The University of Houston is celebrating "75 years of Houston Athletics" with festivities and tributes planned throughout the 2021-22 sports calendar as the department pays homage to its rich history and tradition by spotlighting its greatest student-athletes and coaches.



## GAME 14 • THE TICKETSMARTER BIRMINGHAM BOWL

### #21/21 HOUSTON (11-2, 8-0 AAC) vs. AUBURN (6-6, 3-5 SEC)

Tuesday, Dec. 28, 2021 ■ 11 a.m. CT ■ Birmingham, Ala. ■ Protective Stadium (45,000) ■ ESPN



#### COUGARS

Head Coach: Dana Holgorsen  
Record at UH: 18-15 (3rd Year)  
Overall Record: 79-56 (11th Year)  
AP/Coaches Rank: 21/21



#### TIGERS

Head Coach: Bryan Harsin  
Record at Auburn: 6-6 (1st Year)  
Overall Record: 82-30 (9th Year)  
AP/Coaches Rank: NR/NR

## THE OPENING KICKOFF

- Houston has appeared in 14 bowl games in the last 17 seasons (2005–present), a mark that is tied for the most in Texas during that timeframe (Texas A&M – 14). Houston's 89 victories since 2011 also rank second among FBS schools in Texas (Texas A&M - 92).
- Houston is making its 28th bowl appearance. The Cougars are 11-15-1 all-time in bowl games and have dropped the last four (2016–present). Houston's last bowl victory was a 38-24 win over No. 9/8 Florida State in the Peach Bowl on Dec. 31, 2015.
- Houston and Auburn are meeting for the seventh time in the history of the programs and first since 1973. The Cougars defeated the No. 12 Tigers, 36-7, in the lone bowl appearance between the programs, coming in the Bluebonnet Bowl on Dec. 31, 1969, from the Houston Astrodome.
- The Cougars are making their second appearance in the Birmingham Bowl. In its lone previous appearance, coming Jan. 4, 2014, against Vanderbilt, Houston rallied from 24 points down to tie the game before falling 41-24. The Cougars scored all 24 points in the third quarter, the most points in a period in Birmingham Bowl history.
- Houston has not faced an SEC program since Oct. 31, 2015, when it defeated Vanderbilt, 34-0 at TDECU Stadium. Since 1999, the Cougars are 5-4 against the SEC including wins against LSU (1999), Mississippi State (2003, 2005, 2009) and Vanderbilt (2015).
- Houston has won 11-plus games in a season five times in program history (2021, 2015, 2011, 1979, 1973). Houston's five 10-plus win seasons since 2006 are tied for the second most among FBS programs in Texas, trailing only TCU (8).
- The Cougars have won 10-plus games following a losing season three times, going from 2-8 in 1975 to 10-2 in 1976; 5-7 in 2010 to 13-1 in 2011 and 3-5 in 2020 to 11-2 in 2021. Houston's eight-game turnaround in the win column is the fifth-best nationally from 2020-21, trailing only Michigan (+10), Baylor (+9), Northern Illinois (+9) and Utah State (+9).
- Houston's 11-game win streak was snapped last time out at No. 4 Cincinnati. The streak was the third longest in program history (12 – Sept. 3–Nov. 25, 2011; Nov. 4, 1989–Nov. 3, 1990) and was the third-longest active streak in the country.
- Houston posted an 8-0 record in American Athletic Conference play, marking just the second undefeated conference season in program history (2021, 2011). Houston is the only FBS program in Texas to post multiple undefeated conference seasons since 2011.
- For the fifth time in program history, the Cougars went undefeated in road regular season games (2021, 2011, 1988, 1979, 1952). Houston went a perfect 6-0 in 2021, defeating Rice, Tulsa, Tulane, USF, Temple and UConn.
- Houston checks in at No. 21 in the USA Today Coaches Poll and No. 21 in the AP Top 25. It marks the sixth consecutive week garnering a national ranking in both polls. Houston is ranked No. 20 in the latest CFP Selection Committee Poll, its highest mark since Nov. 22, 2016 (also at No. 20).
- Houston has not allowed a first quarter point in eight of 13 games, outscoring opponents 140-52 in the opening frame. Houston is 8-1 when leading after the first quarter in 2021 and 12-4 when leading after the opening period under Head Coach Dana Holgorsen.
- Houston leads the nation in third down conversion percentage defense (.256). The Cougars held Cincinnati to 0-for-8 on third downs.

## 2021 SCHEDULE

vs. TEXAS TECH	at RICE	GRAMBLING	NAVY	at TULSA	at TULANE	ECU	No. 19/16 SMU	at USF	at TEMPLE	MEMPHIS	at UCONN	vs. Cincinnati
Sept. 4	Sept. 11	Sept. 18	Sept. 25	Oct. 1	Oct. 7	Oct. 23	Oct. 30	Nov. 6	Nov. 13	Nov. 19	Nov. 27	Dec. 4
L, 21-38	W, 44-7	W, 45-0	W, 28-20	W, 45-10	W, 40-22	W, 31-24 (OT)	W, 44-37	W, 54-42	W, 37-8	W, 31-13	W, 45-17	L, 20-35
ESPN	CBS SN	ESPN+	ESPN	ESPN	ESPN	ESPN	ESPN2	ESPN	ESPN+	ESPN2	CBS SN	ABC

**BOWL REWIND: 2015**



**#14 HOUSTON 38, #8 FLORIDA STATE 24**

**Date:** Dec. 31, 2015

**Location:** Georgia Dome | Atlanta, Ga.

**Leading Passer:** Greg Ward Jr. | 25 of 41 | 238 yards | 1 TD

**Leading Rusher:** Greg Ward Jr. | 20 carries | 67 yards | 2 TD

**Leading Receiver:** Demarcus Ayers | 9 receptions | 82 yards

**Recap:** Houston quarterback Greg Ward Jr. ran for two touchdowns and threw for another, leading Houston Football past turn-over-plagued Florida State 38-24 in the Chick-fil-A Peach Bowl on Dec. 31, 2015. The Cougars built up a 21-3 lead at halftime. Houston safety Trevon Stewart and cornerback William Jackson III each had two interceptions. Stewart recovered a fumble.

**COACHING LOCATIONS**

**ON THE FIELD**

Dana Holgorsen, Head Coach

Doug Belk, Associate HC/DC/Safeties

Shannon Dawson, Passing Game Coordinator/Quarterbacks

Brandon Jones, Run Game Coordinator/Offensive Line

Marquel Blackwell, Running Backs

Brian Early, Defensive Line

Archie McDaniel, Linebackers

Mark Scott, Special Teams Coordinator

Daikiel Shorts, Jr., Wide Receivers

**IN THE BOOTH**

Corby Meekins, Inside Receivers/Tight Ends

David Rowe, Cornerbacks

**QUICK FACTS**

**FOOTBALL HISTORY**

<b>First Year of Football:</b>	1946 (this is 76th season)
<b>All-Time Record:</b>	459-381-15 (.545)
<b>All-Time Conference Record:</b>	220-177-5 (.553)
<b>All-Time Bowl Record:</b>	11-15-1 (.385)
<b>Conference Championships:</b>	11
<b>American Athletic Championships:</b>	1
<b>Years:</b>	2015
<b>Stadium Name:</b>	TDECU Stadium
<b>Groundbreaking:</b>	Feb. 8, 2013
<b>First Game:</b>	Aug. 29, 2014 vs. UTSA
<b>Largest Win:</b>	70-14 vs. Texas Southern (Sept. 22, 2018)
<b>Capacity:</b>	40,000
<b>Surface:</b>	Synthetic Turf
<b>Record at TDECU Stadium:</b>	35-12 (.744)

**UNIVERSITY INFORMATION**

<b>Location:</b>	Houston, Texas
<b>Founded:</b>	1927
<b>Nickname:</b>	Cougars
<b>Enrollment:</b>	47,000
<b>Colors:</b>	Scarlet and White
<b>Chancellor:</b>	Dr. Renu Khator
<b>Vice President for Athletics:</b>	Chris Pezman

**TEAM NOTES**

**TUNE IN**

» Houston quarterback **Clayton Tune** is a semifinalist for the Earl Campbell Tyler Rose Award which honors the top Division I offensive player with ties to the state of Texas.

» Tune ranks 13th nationally in pass efficiency (160.0), 13th in completion % (68.5), 14th in passing touchdowns (28) and 17th in passing yards (3,263).

» Earlier this season, Tune went 191 passes without throwing an interception before being picked off in the third quarter against Memphis on Nov. 19. The 191 passes marked a career long for Tune. It is tied for the third longest in school history with Kevin Kolb (Sept. 9 to Oct. 21, 2006).

» With 271 yards of total offense (250 pass, 21 rush) last time out at Cincinnati, Tune moved past Andre Ware (1987-89) into sixth in Houston career history with 8,303 yards.

**FRESHMAN PHENOM**

» Houston running back **Alton McCaskill** is second in program history with 16 rushing touchdowns, trailing only Greg Ward Jr. (21 in 2015). The mark ranks ninth nationally and first among true freshmen.

» McCaskill's 17 total touchdowns (16 rushing, one receiving) are tied for the most by a true freshman in program history (**Bryce Beall**, 2008).

**THIRD WARD DEFENSE**

» Termed the "Third Ward Defense," the Cougars' unit leads the nation in third down conversion % defense (.256), ranks fifth in team sacks (3.38), sixth in total defense (297.2), seventh in first downs defense (195), 11th in red zone defense (.733), 12th in rushing defense (105.7) and 14th in turnovers gained (23).

» If the season ended today, Houston's 105.7 rushing yards allowed/game would be the fewest since 2016 (100.5) and second fewest over the last 30 years. Houston's 191.5 passing yards allowed/game would be the fewest since 1989 (166.4). Its 297.2 yards allowed/game would be its fewest since 1988 (288.0).

» Houston has held opponents under 100 rushing yards seven times this season -- all coming in the last 11 games (Grambling, Tulsa, Tulane, ECU, SMU, Temple and UConn). Houston ranks 12th nationally in rushing defense (105.7).

» In its regular season finale at UConn, Houston registered 14 tackles for loss and seven sacks. The 14 tackles for loss are the most for the program since at least 2000 and are the eighth-most by an FBS program this season.

**TRENDING**

» Houston leads the nation in blocked kicks (6) and blocked punts (4). The Cougars are second in the country in kickoff return touchdowns (2) and eighth in punt return average (14.62).

» Houston is one of six FBS teams ranked inside the Top 15 nationally for both scoring offense and total defense, joining Alabama, Cincinnati, Coastal Carolina, Georgia and Michigan. The Cougars are averaging 37.3 points per game (15th) and holding opponents to 297.2 yards per contest (6th).

» Houston is 24-21-1 all-time during the month of December.

» This season the Cougars have scored 38 non-offensive points including two punt return touchdowns (12 points), two interception returns for a touchdown (12 points), two kickoff return touchdowns (12 points) and a safety (2 points).

» The Cougars have tallied 20-plus points in all 13 games and posted 31-plus points in 10 of their last 12 contests.

**NATIONAL RANKINGS**

» Houston is one of six schools in the AP Top 25 in Football (No. 21) and Men's Basketball (No. 13), joining Alabama (FB: 1/MBB: 10), Baylor (FB: 6/MBB: 1), Ohio State (FB: 7/MBB: 14), Michigan State (FB: 11/MBB: 11) and Kentucky (FB: 25/MBB: 20).

» 2021 marks the 26th season in which Houston Football was ranked for at least one week.

» Sunday, Dec. 5 marked the 200th week in which Houston Football was ranked in the Associated Press poll.

» Houston is 116-43-2 when competing as a ranked team.

**A VICTORY WOULD ...**

» Mark the third time Houston has won 12-plus games in a season (2011 – 13; 2015 – 13).

» Snap a four-game bowl losing streak (2016-present) and move the Cougars to 12-15-1 all-time in bowl action.

» Move Houston to 2-5 all-time against Auburn and 2-0 in bowl games.

» Be Head Coach **Dana Holgorsen's** first bowl victory since Jan. 2, 2016 (at West Virginia), vs. Arizona State in the Cactus Bowl.

**WE SCORE MORE**

» Houston has scored in 269 consecutive games, the eighth-longest active streak in the FBS (Sept. 30, 2000-present).

» The Cougars have also scored 10-plus points in 98 straight games (Sept. 6, 2014 – present).

TEAM NOTES

**MORE THAN A GAME**

- » This season, Houston plays in memory of **Vinny Robins**, a 17-year-old senior from Barbers Hill High School who was connected with the program through Team IMPACT, a national nonprofit that pairs chronically ill children with local college teams.
- » He signed a national letter of intent to become an "honorary Cougar" less than a month before his passing. Houston rolled out the red carpet for Robins' unofficial visit on July 15 and presented him with a red No. 13 jersey his favorite number — with his name on back.
- » On July 22, he signed a national letter of intent during a small ceremony inside TDECU Stadium.
- » Robins, who was diagnosed with colorectal cancer at age 15, passed away on Aug. 10.

**POSTSEASON PRAISE (FULL LIST: PAGE 21)**

- » Twelve Houston student-athletes were named to The American's all-conference team, the most since having as many in 2015.
- » Houston's six first-team all-conference honorees marked the most for the program since joining The American and were the most first-team all-conference honorees for the program since 2011 as a member of Conference USA.
- » Cornerback **Marcus Jones** was named The American's Special Teams Player of the Year and running back **Alton McCaskill** was tabbed the league's rookie of the year.

**SACK AVE.**

- » Cougars' Head Coach **Dana Holgorsen** has declared "Sack Ave." his favorite street in Houston.
- » The nickname for Houston's defensive line has not come without reason. The Cougars rank fifth nationally in team sacks per game (3.38). In its regular season finale at UConn, Houston registered seven sacks and 14 tackles for loss.
- » On Oct. 7 at Tulane, Houston notched eight sacks, its highest single-game sack total since posting 11 sacks in a 36-10 win over #3/3 Louisville inside TDECU Stadium on Nov. 17, 2016.
- » Seventeen different players have registered a sack for Houston including 12 different defensive linemen. **D'Anthony Jones** is tied for The American lead with 0.58 per game while **Logan Hall** ranks fourth at 0.50.

**IMPACT TRANSFERS**

- » Cornerback **Marcus Jones**, who is tied for the NCAA career lead with nine return touchdowns and ranks second in the nation for interceptions (5), transferred from Troy in 2019.
- » **Jake Herslow**, who has hauled in 31 passes for 415 yards and four scores, alongside an onside kick recovery and a blocked this season, played three seasons at Old Dominion before heading to Houston.
- » **KeSean Carter**, **Ta'Zawn Henry** and **Alex Hogan** are a trio of key Texas Tech transfers. Carter, out for the season with injury, owns 26 receptions and 331 yards. Henry is second on the team with 526 rushing yards and seven rushing touchdowns. Hogan led Houston with eight tackles against No. 19/16 SMU and has six pass breakups and two interceptions (and one touchdown) on the season.
- » In his first season with the program, **Kody Russey** was named a team captain and has started all 13 games at center.
- » **Latrell Bankston**, an Iowa State transfer, has 18 tackles and 4.0 sacks, despite missing time due to injury.
- » **Damarion Williams** (57 tackles - second on team) is in his third season with the team after transferring from Highland Community College. **Deontay Anderson** (54 tackles - third on team) is in his fourth year after transferring from Ole Miss.

**FORGING AHEAD: BIG 12 CONFERENCE**

- » In September, Houston accepted an invitation to join the Big 12 Conference. The Cougars, alongside Cincinnati, BYU and UCF, could join the league as soon as the fall of 2023. This will be the seventh conference in which Houston will compete.
- » On Dec. 4, fans received a first-hand look at the strength of the league as Houston faced Cincinnati in The American Championship and Baylor battled Oklahoma State in the Big 12 Championship. BYU, an independent, is 10-2 and ranked No. 12 in the AP Top 25.

MR. VERSATILE

**Marcus Jones** was named the 2021 Paul Hornung Award winner, given annually to the most versatile player in major college football.




The senior's nine career return touchdowns (six kickoff, three punt) rank tied for first in NCAA history (full list on page 43). His five return touchdowns at Houston are tied for second in program history.

On the season, Jones has two punt return touchdowns, two kickoff return touchdowns and one receiving touchdown. He ranks second nationally with five interceptions. Jones ranks sixth nationally with 1.4 pass breakups per game.



Jones leads the nation in punt return touchdowns (2) and is second in kick return touchdowns (2). He ranks third nationally in combined kick return yards (884) and fourth in punt return average (14.4).



Jones recorded a 100-yard kickoff return touchdown, racing into the endzone with 17 seconds remaining to lift Houston to a 44-37 win against No. 19/16 SMU on Oct. 30. It was just the second go-ahead kickoff return touchdown in the last 30 seconds of an FBS game in the last 15 years.

11+ WINS IN A SEASON

Season	Through 13 Games	Final Record	Notes
2011	12-1	13-1, 8-0 C-USA	Set school record for wins in the regular season (12), defeated Penn State in the Ticket City Bowl
2021	11-2	TBD, 8-0 AAC	Posted undefeated conference record for second time in program history (2011)
2015	12-1	13-1, 7-1 AAC	Defeated Florida State in Peach Bowl after capturing American Athletic Conference title
1979	11-1	11-1, 7-1 SWC	Won Southwest Conference, finished the season ranked No. 5, defeated Nebraska in Cotton Bowl
1973	11-1	11-1	Defeated Tulane in the Astro-Bluebonnet Bowl, finished No. 9 in the AP poll

UNDEFEATED CONFERENCE SEASONS

Season	Overall Record	Conference Record	Notes
2021	11-2	8-0 AAC	Won 11 consecutive games, one shy of matching the school record
2011	13-1	8-0 C-USA	Set school record for wins in the regular season (12), defeated Penn State in the Ticket City Bowl

Sept. 4, 2021 • NRG Stadium • Houston		
	<b>TEXAS TECH</b>	<b>38</b>
	<b>HOUSTON</b>	<b>21</b>

**HOUSTON** – Texas Tech scored 31 unanswered points, halting Houston's first-half momentum as the Cougars fell 38-21 in the Texas Kickoff on Sept. 4 at NRG Stadium.

Houston junior defensive end D'Anthony Jones recorded a sack and forced fumble in the first half and offensively, the Cougars (0-1) raced out to a pair of 14-point leads.

On its opening series, Houston took the ball 75 yards in 16 plays, capped off by a 1-yard rush from junior quarterback Clayton Tune. Houston's Jake Herslow recovered an onside kick on the ensuing kickoff. Nathaniel Dell helped stretch Houston's advantage to 14-0 on a 23-yard strike from Tune.

With 23 seconds remaining in the opening half, Tune found senior tight end Seth Green in the back of the endzone with 23 seconds remaining in the half.

Three second half turnovers from the Cougars turned into 10 Texas Tech (1-0) points. The Red Raiders scored the final 31 points of the game with the final two scores coming within the last 2-plus minutes of the game.

Dell finished the game with a career-high seven receptions for 80 yards and a score. Tune finished 27-for-38 with two touchdowns and a pair of interceptions. Mulbah Car rushed for 37 yards on 13 carries. Defensively, Donovan Mutin posted a team-high eight tackles and forced one fumble.

Score by Quarters	1	2	3	4	Score	
Texas Tech	0	7	17	14	38	Record: (1-0)
Houston	14	7	0	0	21	Record: (0-1)

**Scoring Summary:**

- 1st 06:37 HOU - #3 C.Tune 1 yd rush (#47 D.Witherspoon kick), 16-75, 08:23 0-7  
02:13 HOU - #1 N.Dell 23 yd pass from #3 C.Tune (#47 D.Witherspoon kick), 8-54, 04:22 0-14
- 2nd 11:47 TTU - #28 T.Brooks 41 yd rush (#46 J.Garibay kick), 1-41, 00:10 7-14  
00:23 HOU - #17 S.Green 9 yd pass from #3 C.Tune (#47 D.Witherspoon kick), 13-75, 04:52 7-21
- 3rd 08:08 TTU - #12 T.Shough 8 yd rush (#46 J.Garibay kick), 6-60, 03:06 14-21  
07:20 TTU - #6 R.Jeffers 13 yd interception return (#46 J.Garibay kick), 00:43 21-21  
00:36 TTU - #46 J.Garibay 34 yd FG, 4-6, 01:15 24-21
- 4th 02:05 TTU - #14 X.White 3 yd pass from #12 T.Shough (#46 J.Garibay kick), 8-71, 02:52 31-21  
01:00 TTU - #28 T.Brooks 44 yd rush (#46 J.Garibay kick), 2-48, 00:15 38-21

	TEXAS TECH	UH
FIRST DOWNS	15	15
RUSHES-YARDS (NET)	28-145	35-77
PASSING YDS (NET)	231	174
Passes Att-Comp-Int	24-17-0	38-27-4
TOTAL OFFENSE PLAYS-YARDS	52-376	73-251
Fumble Returns-Yards	0-0	0-0
Punt Returns-Yards	2-16	2-13
Kickoff Returns-Yards	2-28	3-66
Interception Returns-Yards	4-13	0-0
Punts (Number-Avg)	5-46.0	6-49.7
Fumbles-Lost	2-1	1-0
Penalties-Yards	6-47	6-50
Possession Time	23:23	36:37
Third-Down Conversions	4 of 10	6 of 18
Fourth-Down Conversions	0 of 0	5 of 5
Red-Zone Scores-Chances	3-4	2-2
Sacks By: Number-Yards	4-31	3-23

**RUSHING:** Texas Tech-Brooks, Tahj 15-134; Price, Myles 2-8; White, Xavier 4-4; Geiger, Kaylon 1-1; Shough, Tyler 6-minus 2. Houston-CAR, Mulbah 13-37; TUNE, Clayton 13-28; DELL, Nathaniel 1-5; McCASKILL, Alton 4-5; JONES, Marcus 2-4; HENRY, Ta'Zawn 2-minus 2.

**PASSING:** Texas Tech-Shough, Tyler 17-24-0-231. Houston-TUNE, Clayton 27-38-4-174.

**RECEIVING:** Texas Tech-Ezukanma, Erik 7-179; Koontz, Travis 4-28; Geiger, Kaylon 3-11; Cleveland, Trey 1-6; Rigdon, Dalton 1-4; White, Xavier 1-3. Houston-DELL, Nathaniel 7-80; TRAHAN, Christian 6-42; HENRY, Ta'Zawn 4-24; JONES, Marcus 3-0; CAR, Mulbah 2-7; CARTER, KeSean 1-9; GREEN, Seth 1-9; ERWIN, Jaylen 1-5; McCASKILL, Alton 1-0; HERSLOW, Jake 1-minus 2.

**INTERCEPTIONS:** Texas Tech-Jeffers, Riko 1-13; Monroe, Eric 1-0; Frye, Adrian 1-0; Pearson, Reggie 1-0. Houston-None.

**FUMBLES:** Texas Tech-Townsend, Chadar 1-0; White, Xavier 1-1. Houston-DELL, Nathaniel 1-0.

Sept. 11, 2021 • Rice Stadium • Houston		
	<b>HOUSTON</b>	<b>44</b>
	<b>RICE</b>	<b>7</b>

**HOUSTON** – The Houston Football team scored in three phases of the game in a 44-7 win against Rice in the Bayou Bucket Classic Presented by H-E-B at Rice Stadium on Sept. 11.

The Cougars (1-1) limited Rice (0-2) to 212 yards on the ground and one touchdown. Houston freshman running back Alton McCaskill scored the first three touchdowns of his collegiate career to help clinch Houston's sixth consecutive victory against the Owls.

McCaskill finished with 40 yards on 14 rushes alongside four catches for 51 yards. He becomes the first Houston freshman to score three touchdowns in a game since Bryce Beall against Tulane on Nov. 8, 2008.

Houston quarterback Clayton Tune finished the game 22-of-30 for 236 yards and two touchdowns. He also posted a game-high 49 rushing yards before exiting in place of backup Ike Ogbogu early in the fourth quarter.

The Cougars limited the Owls to minus-3 yards in the third quarter and added three interceptions on the day including a pick for a 91-yard touchdown by Alex Hogan as regulation expired.

Nathaniel Dell logged a game-high seven catches for 87 yards and Marcus Jones contributed four catches for 51 yards. Houston amassed 393 yards of total offense and went 8-for-13 on third-down conversions.

Score by Quarters	1	2	3	4	Score	
Houston	17	0	14	13	44	Record: (1-1)
Rice	0	7	0	0	7	Record: (0-2)

**Scoring Summary:**

- 1st 10:08 HOU - McCASKILL, A. 35 yd pass from (WITHERSPOON, D. kick), 8-84 3:30, HOU 7 - RICE 0  
05:37 HOU - WITHERSPOON, D. 38 yd field goal, 7-56 3:18, HOU 10 - RICE 0  
02:19 HOU - HERSLOW, Jake 11 yd pass from (WITHERSPOON, Dalton kick), 6-48 2:37, HOU 17 - RICE 0
- 2nd 00:13 RICE - Myers, Jordan 5 yd pass from (Ricitelli, Coll kick), 11-81 5:01, HOU 17 - RICE 7
- 3rd 07:18 HOU - McCASKILL, Alton 1 yd run (WITHERSPOON, Dalton kick), 17-75 7:42, HOU 24 - RICE 7  
00:01 HOU - McCASKILL, Alton 2 yd run (WITHERSPOON, Dalton kick), 10-85 4:29, HOU 31 - RICE 7
- 4th 04:51 HOU - SMITH, Chandler 14 yd run (WITHERSPOON, Dalton kick), 2-20 0:49, HOU 38 - RICE 7  
00:00 HOU - HOGAN, Alex 91 yd INT: INT., 9-60 4:51, HOU 44 - RICE 7

	UH	RICE
FIRST DOWNS	23	15
RUSHES-YARDS (NET)	35-144	36-126
PASSING YDS (NET)	249	86
Passes Att-Comp-Int	33-23-0	19-9-3
TOTAL OFFENSE PLAYS-YARDS	68-393	55-212
Fumble Returns-Yards	0-0	0-0
Punt Returns-Yards	0-9	0-0
Kickoff Returns-Yards	1-2	2-39
Interception Returns-Yards	3-91	0-0
Punts (Number-Avg)	3-48.7	6-37.7
Fumbles-Lost	2-0	0-0
Penalties-Yards	7-89	5-55
Possession Time	32:01	27:59
Third-Down Conversions	8 of 13	5 of 13
Fourth-Down Conversions	0 of 0	0 of 0
Red-Zone Scores-Chances	4-4	1-3
Sacks By: Number-Yards	4-0	3-0

**RUSHING:** Houston-TUNE, Clayton 9-49; McCASKILL, Alton 14-40; CAR, Mulbah 6-28; SMITH, Chandler 3-20; OGBOGU, Ike 2-8; Team 1-minus 1. Rice-Griffin, Khalan 19-86; Broussard, Ari 8-37; McCaffrey, Luke 8-3; Suckley, Brendan 1-0.

**PASSING:** Houston-TUNE, Clayton 22-30-0-236; OGBOGU, Ike 1-3-0-13. Rice-McCaffrey, Luke 9-19-3-86.

**RECEIVING:** Houston-DELL, Nathaniel 7-87; McCASKILL, Alton 4-51; JONES, Marcus 4-51; TRAHAN, Christian 2-17; SINGLETON, Jeremy 2-14; CARTER, KeSean 2-5; SAWYER, Peyton 1-13; HERSLOW, Jake 1-11. Rice-Myers, Jordan 5-41; Patterson III, C 2-26; Bailey, Jake 1-15; Suckley, Brendan 1-4.

**INTERCEPTIONS:** Houston-HOGAN, Alex 1-91; GREEN, Art 1-0; HYPOLITE, Hasaan 1-0. Rice-None.

**FUMBLES:** Houston-TUNE, Clayton 2-0. Rice-None.

Sept. 18, 2021 • TDECU Stadium • Houston		
	<b>GRAMBLING</b>	<b>0</b>
	<b>HOUSTON</b>	<b>45</b>

**HOUSTON** – Houston powered past Grambling with a 45-0 shutout victory in its home opener led by freshman running back Alton McCaskill's 16 carries for 114 yards and two touchdowns on Sept. 18 at TDECU Stadium.

Junior quarterback Ike Ogbogu stepped into the game in the first quarter after junior starting quarterback Clayton Tune exited on the team's third drive due to injury. Ogbogu completed 14-for-22 passes for 196 yards and two touchdowns.

Houston (2-1) has now won seven straight home openers, improving to 45-30 all-time while winning 12 of its last 14 home non-conference matchups dating to Sept. 6, 2014, against Grambling.

Grambling (1-2) has been shut out in back-to-back road games this season, following its 37-0 defeat at the hands of Southern Miss last week. The shutout was Houston's first since blanking Lamar, 42-0 on Sept. 10, 2016.

The Cougars defense held the Tigers to 102 yards of total offense, picking up three sacks and one forced fumble in the process.

Sophomore wide receiver Nathaniel Dell hauled in both of Ogbogu's touchdown passes, racking up a team-high eight receptions alongside a career-high 134 yards along with the two scores.

Senior cornerback Marcus Jones picked up the momentum early in second quarter after cutting through Grambling's special teams' unit for a 48-yard punt return touchdown to extend Houston's lead to 14-0.

Score by Quarters	1	2	3	4	Score	
Grambling State	0	0	0	0	0	Record: (1-2)
Houston	7	14	21	3	45	Record: (2-1)

**Scoring Summary:**

1st 00:15 HOU - DELL, N. 16 yd pass from OGBOGU, I. (WITHERSPOON, D. kick), 6-47 2:06, GSU 0 - HOU 7  
 2nd 10:40 HOU - JONES, Marcus 48 yd punt return (WITHERSPOON, Dalton kick), GSU 0 - HOU 14  
 05:23 HOU - McCASKILL, Alton 17 yd run (WITHERSPOON, Dalton kick), 8-80 3:03, GSU 0 - HOU 21  
 3rd 11:54 HOU - McCASKILL, Alton 34 yd run (WITHERSPOON, Dalton kick), 4-48 0:59, GSU 0 - HOU 28  
 07:01 HOU - DELL, N. 10 yd pass from OGBOGU, I. (WITHERSPOON, D. kick), 7-56 3:32, GSU 0 - HOU 35  
 02:03 HOU - HENRY, Ta'Zhaw'n 1 yd run (WITHERSPOON, Dalton kick), 6-58 3:06, GSU 0 - HOU 42  
 4th 06:10 HOU - WITHERSPOON, Dalton 22 yd field goal, 15-62 8:38, GSU 0 - HOU 45

	GRAMBLING	UH
FIRST DOWNS	3	25
RUSHES-YARDS (NET)	34-53	45-164
PASSING YDS (NET)	49	258
Passes Att-Comp-Int	12-5-0	29-18-1
TOTAL OFFENSE PLAYS-YARDS	46-102	74-422
Fumble Returns-Yards	0-0	0-0
Punt Returns-Yards	0-0	4-60
Kickoff Returns-Yards	2-32	1-28
Interception Returns-Yards	1-1	0-0
Punts (Number-Avg)	12-35.2	4-43.5
Fumbles-Lost	1-1	1-0
Penalties-Yards	6-45	5-35
Possession Time	25:02	34:58
Third-Down Conversions	0 of 14	7 of 16
Fourth-Down Conversions	0 of 0	1 of 1
Red-Zone Scores-Chances	0-0	5-5
Sacks By: Number-Yards	4-34	3-21

**RUSHING:** Grambling State-Russell, CJ 10-18; Brutton, Darquez 9-18; Clark, Aldon 9-12; Fusilier, Tyce 3-6; Pierce, John-Pau 2-0; White, Greg 1-minus 1.  
 Houston-McCASKILL, Alton 16-114; HENRY, Ta'Zhaw'n 9-42; SMITH, Chandler 11-27; Starks, Jamel 1-6; EDWARDS, Holman 1-minus 2; TUNE, Clayton 2-minus 8; OGBOGU, Ike 5-minus 15.

**PASSING:** Grambling State-Clark, Aldon 5-12-0-49. Houston-OGBOGU, Ike 14-22-0-196; TUNE, Clayton 4-7-1-62.

**RECEIVING:** Grambling State-White, Greg 1-37; Warming, Casey 1-6; Brutton, Darquez 1-5; Ross, Kobe 1-2; Johnson, Donald 1-minus 1. Houston-DELL, Nathaniel 8-134; HERSLOW, Jake 4-57; TRAHAN, Christian 2-14; SINGLETON, Jeremy 1-23; SAWYER, Peyton 1-16; CARTER, KeSean 1-10; HENRY, Ta'Zhaw'n 1-4.

**INTERCEPTIONS:** Grambling State-Mitchell, Quincy 1-1. Houston-None.

**FUMBLES:** Grambling State-Clark, Aldon 1-1. Houston-EDWARDS, Holman 1-0.

Sept. 25, 2021 • TDECU Stadium • Houston		
	<b>NAVY</b>	<b>20</b>
	<b>HOUSTON</b>	<b>28</b>

**HOUSTON** – University of Houston senior cornerback Marcus Jones led the Cougars with a 73-yard punt return for a touchdown and a 47-yard receiving score as Houston rallied to take a 28-20 win over American Athletic Conference rival Navy inside TDECU Stadium on Sept. 25.

With the Cougars trailing 7-0 late in the first quarter, Jones hauled in a punt from Navy's Riley Riethman and made his way through numerous Midshipmen defenders on a 73-yard punt return. It was his second straight game with a punt return touchdown after a 48-yard score against Grambling State on Sept. 18.

As Houston continued its comeback, Jones hauled in a 47-yard touchdown strike from junior quarterback Clayton Tune early in the fourth quarter to give the Cougars a 21-17 advantage and the lead for good.

Jones became the fifth player in school history to score multiple punt return touchdowns in a season and the seventh player in school history with multiple punt return scores during his career.

He also moved into a tie for the national lead in that category, joining Boise State wide receiver Stefan Cobbs.

With the win, Houston recorded its third straight victory and improved to 3-1 and 1-0 in American Athletic Conference play. Navy fell to 0-3 overall and 0-1 in league play.

Score by Quarters	1	2	3	4	Score	
Navy	7	10	0	3	20	Record: (0-3,0-1)
Houston	7	0	7	14	28	Record: (3-1,1-0)

**Scoring Summary:**

1st 13:57 NAVY - Arline, Xavier 40 yd run (Nichols, Bijan kick), 3-76 0:58, NAVY 7 - HOU 0  
 01:35 HOU - JONES, Marcus 73 yd punt return (WITHERSPOON, Dalton kick), NAVY 7 - HOU 7  
 2nd 07:53 NAVY - Nichols, Bijan 30 yd field goal, 15-62 8:42, NAVY 10 - HOU 7  
 00:52 NAVY - Ruoss, Isaac 1 yd run (Nichols, Bijan kick), 11-89 5:28, NAVY 17 - HOU 7  
 3rd 03:16 HOU - HENRY, Ta'Zhaw'n 2 yd run (RAMSEY, Kyle kick), 7-43 4:23, NAVY 17 - HOU 14  
 4th 14:53 HOU - JONES, Marcus 47 yd pass from TUNE, Clayton (RAMSEY, K. kick), 7-81 1:55, NAVY 17 - HOU 21  
 12:08 HOU - HENRY, Ta'Zhaw'n 1 yd run (RAMSEY, Kyle kick), 5-26 2:39, NAVY 17 - HOU 28  
 06:12 NAVY - Nichols, Bijan 36 yd field goal, 13-56 5:56, NAVY 20 - HOU 28

	NAVY	UH
FIRST DOWNS	16	20
RUSHES-YARDS (NET)	55-202	31-127
PASSING YDS (NET)	98	257
Passes Att-Comp-Int	8-4-0	31-22-0
TOTAL OFFENSE PLAYS-YARDS	63-300	62-384
Fumble Returns-Yards	0-0	0-0
Punt Returns-Yards	0-0	3-82
Kickoff Returns-Yards	1-19	3-50
Interception Returns-Yards	0-0	0-0
Punts (Number-Avg)	4-46.5	3-46.0
Fumbles-Lost	3-1	0-0
Penalties-Yards	3-22	3-30
Possession Time	33:21	25:53
Third-Down Conversions	3 of 15	5 of 11
Fourth-Down Conversions	5 of 5	1 of 2
Red-Zone Scores-Chances	3-3	2-4
Sacks By: Number-Yards	2-8	2-14

**RUSHING:** Navy-Arline, Xavier 19-64; Ruoss, Isaac 14-55; Harris II, James 11-47; Acie, Carlino 3-20; Puailoa-Rojas, K 2-11; Warren, Chance 1-8; TEAM 4-8; Maynor, Maasai 1-minus 11. Houston-McCASKILL, Alton 17-74; HENRY, Ta'Zhaw'n 11-54; TUNE, Clayton 3-minus 1.

**PASSING:** Navy-Arline, Xavier 3-6-0-83; Maynor, Maasai 1-2-0-15. Houston-TUNE, Clayton 22-30-0-257; Team 0-1-0-0.

**RECEIVING:** Navy-Cooper, Mychal 3-83; WALKER, Mark 1-15. Houston-TRAHAN, Christian 4-65; JONES, Marcus 3-58; DELL, Nathaniel 3-41; McCASKILL, Alton 3-19; CARTER, KeSean 2-22; HENRY, Ta'Zhaw'n 2-minus 1; SINGLETON, Jeremy 1-17; HERSLOW, Jake 1-14; CAR, Mulbah 1-12; ERWIN, Jaylen 1-6; GREEN, Seth 1-4.

**INTERCEPTIONS:** Navy-None. Houston-None.

**FUMBLES:** Navy-TEAM 2-1; Arline, Xavier 1-0. Houston-None.

Oct. 1, 2021 • H.A. Chapman Stadium • Tulsa, Okla.		
	<b>HOUSTON</b>	<b>45</b>
	<b>TULSA</b>	<b>10</b>

**TULSA, Okla.** — University of Houston freshman running back Alton McCaskill rushed for three touchdowns to lead the Cougars to a 45-10 win over American Athletic Conference rival Tulsa at H.A. Chapman Stadium on Friday night.

McCaskill, who finished with 77 rushing yards on 17 carries, posted a pair of 1-yard scoring runs and added a 27-yard strike to lift the Cougars to their fourth straight wins. It was the third time in the last four games that McCaskill posted multiple rushing touchdowns.

The Conroe, Texas, native tied the program's single-game freshman record for rushing touchdowns, last set by Bryce Beall at SMU on Oct. 18, 2008. McCaskill also moved into a tie for the league lead with seven rushing touchdowns in 2021.

The Cougars jumped out to a 28-0 lead through the first 25 minutes and never looked back in winning its third straight game against Tulsa and for the sixth time in the last seven outings.

Score by Quarters	1	2	3	4	Score
Houston	14	14	7	10	45
Tulsa	0	3	0	7	10

Record: (4-1, 2-0)  
Record: (1-4, 0-1)

**Scoring Summary:**

- 1st 04:23 HOU - McCASKILL, A. 1 yd run (WITHERSPOON, D. kick), 8-81 4:29, HOU 7 - TLS 0
- 01:14 HOU - SINGLETON, J. 47 yd pass from TUNE, C. (WITHERSPOON, D. kick), 4-85 1:21, HOU 14 - TLS 0
- 2nd 13:01 HOU - McCASKILL, A. 27 yd run (WITHERSPOON, D. kick), 3-56 1:10, HOU 21 - TLS 0
- 09:33 HOU - McCASKILL, A. 1 yd run (WITHERSPOON, D. kick), 5-32 2:01, HOU 28 - TLS 0
- 01:22 TLS - Long, Z. 33 yd field goal, 11-65 2:58, HOU 28 - TLS 3
- 3rd 14:06 HOU - OWENS, G. 45 yd interception return (WITHERSPOON, D. kick), , HOU 35 - TLS 3
- 4th 14:55 HOU - GREEN, S. 8 yd pass from TUNE, C. (WITHERSPOON, D. kick), 9-57 4:32, HOU 42 - TLS 3
- 09:26 TLS - Naylor II, E. 41 yd pass from Brin, D. (Long, Z. kick), 6-72 1:46, HOU 42 - TLS 10
- 04:19 HOU - WITHERSPOON, D. 48 yd field goal, 9-44 5:07, HOU 45 - TLS 10

	UH	TULSA
FIRST DOWNS	22	14
RUSHES-YARDS (NET)	33-144	28-31
PASSING YDS (NET)	261	258
Passes Att-Comp-Int	29-19-1	39-20-3
TOTAL OFFENSE PLAYS-YARDS	62-405	67-289
Fumble Returns-Yards	0-0	0-0
Punt Returns-Yards	4-75	1-4
Kickoff Returns-Yards	2-25	1-9
Interception Returns-Yards	3-45	1-0
Punts (Number-Avg)	4-43.8	6-41.5
Fumbles-Lost	0-0	4-0
Penalties-Yards	11-90	11-120
Possession Time	32:26	27:34
Third-Down Conversions	3 of 11	5 of 16
Fourth-Down Conversions	1 of 1	0 of 2
Red-Zone Scores-Chances	3-4	1-1
Sacks By: Number-Yards	4-26	0-0

**RUSHING:** Houston-McCASKILL, Alton 17-77; HENRY, Ta'Zhawn 2-28; SMITH, Chandler 5-22; CAR, Mulbah 6-17; TUNE, Clayton 2-0; OGBOGU, Ike 1-0.  
Tulsa-Watkins, Anthony 8-39; Anderson, Steven 4-34; Brooks, Shamari 8-minus 2; Brin, Davis 8-minus 40.

**PASSING:** Houston-TUNE, Clayton 17-24-1-241; OGBOGU, Ike 2-5-0-20.  
Tulsa-Brin, Davis 20-39-3-258.

**RECEIVING:** Houston-DELL, Nathaniel 6-82; McCASKILL, Alton 3-8; ERWIN, Jaylen 2-28; CARTER, KeSean 2-19; HERSLOW, Jake 2-19; SINGLETON, Jeremy 1-47; TRAHAN, Christian 1-40; HENRY, Ta'Zhawn 1-10; GREEN, Seth 1-8. Tulsa-Crawford Jr., Sa 5-101; Stokes, Keylon 5-33; Naylor II, Ezra 3-60; Johnson, Josh 3-24; Jones, Malachai 1-16; Santana, JuanCar 1-12; Brooks, Shamari 1-7; Watkins, Anthony 1-5.

**INTERCEPTIONS:** Houston-OWENS, Gervarrius 1-45; WILLIAMS, Damarion 1-0; HOGAN, Alex 1-0. Tulsa-Oliver, Jaise 1-0.

**FUMBLES:** Houston-None. Tulsa-TEAM 2-0; Brin, Davis 2-0.

Oct. 7, 2021 • Yulman Stadium • New Orleans		
	<b>HOUSTON</b>	<b>40</b>
	<b>TULANE</b>	<b>22</b>

**NEW ORLEANS** — Clayton Tune passed for 288 yards and three touchdowns, including a go-ahead score late in the third quarter to Jeremy Singleton as Houston rallied past Tulane 40-22 on Thursday night.

Tune threw a pair of first-quarter touchdown passes of 11 yards to Christian Trahan and 17 to Singleton to spot the Cougars (5-1, 3-0 American Athletic Conference) to a 14-0 lead.

Houston added two more scoring drives in the fourth quarter, including an eight-yard touchdown run by Ta'Zhawn Henry to make it 33-22 and ice the game. Eight receivers made 23 catches for 288 yards with Kesean Carter gaining 69 and Singleton 62.

Score by Quarters	1	2	3	4	Score
Houston	14	3	9	14	40
Tulane	0	15	7	0	22

Record: (5-1,3-0)  
Record: (1-5,0-2)

**Scoring Summary:**

- 1st 08:04 HOU - TRAHAN, C. 11 yd pass from TUNE, C. (WITHERSPOON, D. kick), 11-76 5:14, HOU 7 - TLN 0
- 00:22 HOU - SINGLETON, J. 17 yd pass from TUNE, C. (WITHERSPOON, D. kick), 7-64 2:58, HOU 14 - TLN 0
- 2nd 10:45 TLN - James, T. 13 yd pass from Pratt, M. (Pratt, M. pass from Daniels, C.), 5-73 1:53, HOU 14 - TLN 8
- 03:33 HOU - WITHERSPOON, D. 46 yd field goal, 7-20 2:26, HOU 17 - TLN 8
- 02:11 TLN - Spears, Tyjae 39 yd run (Glover, M. kick), 6-75 1:22, HOU 17 - TLN 15
- 3rd 13:18 TLN - Wallace, W. 29 yd pass from Pratt, Michael (Glover, M. kick), 1-29 0:08, HOU 17 - TLN 22
- 08:16 HOU - WITHERSPOON, D. 24 yd field goal, 5-28 1:17, HOU 20 - TLN 22
- 01:20 HOU - SINGLETON, J. 29 yd pass from TUNE, C. (TUNE, C. pass failed), 11-80 4:40, HOU 26 - TLN 22
- 4th 09:28 HOU - HENRY, T. 8 yd run (WITHERSPOON, D. kick), 6-39 3:20, HOU 33 - TLN 22
- 01:03 HOU - McCASKILL, A. 35 yd run (WITHERSPOON, D. kick), 6-53 1:59, HOU 40 - TLN 22

	UH	TULANE
FIRST DOWNS	18	17
RUSHES-YARDS (NET)	36-147	38-94
PASSING YDS (NET)	288	214
Passes Att-Comp-Int	36-23-0	31-20-0
TOTAL OFFENSE PLAYS-YARDS	72-435	69-308
Fumble Returns-Yards	0-0	0-0
Punt Returns-Yards	1-14	3-32
Kickoff Returns-Yards	1-20	3-40
Interception Returns-Yards	0-0	0-0
Punts (Number-Avg)	5-44.0	5-46.6
Fumbles-Lost	0-0	3-1
Penalties-Yards	8-69	6-51
Possession Time	31:34	28:26
Third-Down Conversions	8 of 17	4 of 14
Fourth-Down Conversions	1 of 2	2 of 5
Red-Zone Scores-Chances	4-4	1-1
Sacks By: Number-Yards	8-60	2-16

**RUSHING:** Houston-McCASKILL, Alton 18-93; CAR, Mulbah 9-41; HENRY, Ta'Zhawn 6-23; CARTER, KeSean 1-6; TUNE, Clayton 2-minus 16. Tulane-Carroll, Camero 13-68; Spears, Tyjae 5-65; Jackson, Jha'Qu 1-7; Toles, Jaetavia 1-2; Booker, Ygenio 2-0; Pratt, Michael 16-minus 48.

**PASSING:** Houston-TUNE, Clayton 23-36-0-288. Tulane-Pratt, Michael 20-30-0-214; Wyatt, Shae 0-1-0-0.

**RECEIVING:** Houston-CARTER, KeSean 6-69; DELL, Nathaniel 4-53; ERWIN, Jaylen 4-48; SINGLETON, Jeremy 3-62; HENRY, Ta'Zhawn 2-31; TRAHAN, Christian 2-15; HERSLOW, Jake 1-9; McCASKILL, Alton 1-1. Tulane-Wyatt, Shae 5-37; Carroll, Camero 4-39; James, Tyrick 3-54; Booker, Ygenio 3-16; Wallace, W. 2-54; Jackson, Jha'Qu 1-11; Watts, Phat 1-4; Spears, Tyjae 1-minus 1.

**INTERCEPTIONS:** Houston-None. Tulane-None.

**FUMBLES:** Houston-None. Tulane-Pratt, Michael 2-1; Spears, Tyjae 1-0.

Oct. 23, 2021 • TDECU Stadium • Houston, Texas		
	<b>ECU</b>	<b>24</b>
	<b>HOUSTON</b>	<b>31</b>

**HOUSTON** – University of Houston freshman running back Alton McCaskill raced into the end zone from 25 yards out on the first play of overtime, and Cougar defense forced an East Carolina turnover on the ensuing possession to lift the Cougars to a 31-24 win inside TDECU Stadium on Saturday night.

The game was delayed for more than five hours due to severe weather which moved through Houston in mid-afternoon. It finally ended when JoVanni Stewart recovered Ryan Jones' fumble which was initiated on a tackle by Donovan Mutin after Jones took a short pass from Holton Ahlers.

Down 24-10, Ahlers ran it in from the one-yard with 6:59 left in regulation before the Cougars (6-1, 4-0 American Athletic Conference) turned it over on their first play from scrimmage on the following drive.

Inheriting a short field, Ahlers threw a 13-yard scoring pass to Audie Omosoto with 5:43 left to force overtime. Ahlers threw for 278 yards and two touchdowns for ECU (3-4, 1-2).

Clayton Tune threw for 169 yards and two touchdowns for Houston.

Score by Quarters	1	2	3	4	OT	Score	
East Carolina	10	0	0	14	0	24	Record: (3-4,1-2)
Houston	17	7	0	0	7	31	Record: (6-1,4-0)

**Scoring Summary:**

- 1st 11:39 ECU - Daffer,Owen 33 yd field goal, 9-60 3:21, ECU 3 - HOU 0
- 06:56 HOU - WITHERSPOON, Dalton 21 yd field goal, 11-70 4:37, ECU 3 - HOU 3
- 05:46 ECU - Hatfield,Jsi 40 yd pass from Ahlers,Holton (Daffer,Owen kick), 3-78 1:05, ECU 10 - HOU 3
- 05:34 HOU - JONES, Marcus 98 yd kickoff return (WITHERSPOON, Dalton kick), , ECU 10 - HOU 10
- 01:38 HOU - TRAHAN, C. 2 yd pass from TUNE, C. (WITHERSPOON, D. kick), 5-32 2:47, ECU 10 - HOU 17
- 2nd 03:12 HOU - DELL, N. 14 yd pass from TUNE, C. (WITHERSPOON, D. kick), 2-13 0:22, ECU 10 - HOU 24
- 4th 06:59 ECU - Ahlers,Holton 1 yd run (Daffer,Owen kick), 6-71 2:40, ECU 17 - HOU 24
- 05:43 ECU - Omosoto,Audie 13 yd pass from Ahlers,H. (Daffer,Owen kick), 2-16 1:01, ECU 24 - HOU 24
- OT 15:00 HOU - McCASKILL, Alton 25 yd run (WITHERSPOON, Dalton kick), 1-25 0:00, ECU 24 - HOU 31

	ECU	UH
FIRST DOWNS	17	16
RUSHES-YARDS (NET)	35-82	36-87
PASSING YDS (NET)	283	169
Passes Att-Comp-Int	37-23-0	29-19-0
TOTAL OFFENSE PLAYS-YARDS	72-365	65-256
Fumble Returns-Yards	0-0	1-23
Punt Returns-Yards	0-0	3-11
Kickoff Returns-Yards	1-22	5-159
Interception Returns-Yards	0-0	0-0
Punts (Number-Avg)	6-44.2	7-42.7
Fumbles-Lost	6-3	1-1
Penalties-Yards	7-60	9-75
Possession Time	29:13	30:47
Third-Down Conversions	1 of 12	3 of 13
Fourth-Down Conversions	0 of 3	0 of 0
Red-Zone Scores-Chances	3-3	3-3
Sacks By: Number-Yards	5-51	4-18

**RUSHING:** East Carolina-Mitchell,Keaton 11-38; Harris,Rahjai 11-33; Ahlers,Holton 11-5; Stephens,Chad 1-4; Snead,Tyler 1-2. Houston-McCASKILL, Alton 12-60; HENRY, Ta'Zawn 12-36; CAR, Mulbah 4-29; TUNE, Clayton 8-minus 38.

**PASSING:** East Carolina-Ahlers,Holton 23-37-0-283. Houston-TUNE, Clayton 19-29-0-169.

**RECEIVING:** East Carolina-Snead,Tyler 7-119; Omosoto,Audie 4-34; Jones,Ryan 4-26; Johnson,C.J. 3-46; Hatfield,Jsi 2-45; Calhoun,Shane 2-12; Harris,Rahjai 1-1. Houston-TRAHAN, Christian 6-68; DELL, Nathaniel 4-33; CARTER, KeSean 2-28; HERSLOW, Jake 2-19; McCASKILL, Alton 2-minus 3; GREEN, Seth 1-22; HENRY, Ta'Zawn 1-2; SINGLETON, Jeremy 1-0.

**INTERCEPTIONS:** East Carolina-None. Houston-None.

**FUMBLES:** East Carolina-Ahlers,Holton 3-1; Jones,Ryan 1-1; TEAM 1-0; Snead,Tyler 1-1. Houston-TRAHAN, Christian 1-1.

Oct. 30, 2021 • TDECU Stadium • Houston, Texas		
	<b>19/16 SMU</b>	<b>37</b>
	<b>HOUSTON</b>	<b>44</b>

**HOUSTON** – The Houston Cougars upset No. 19/16 SMU 44-37 after a 100-yard kickoff return by senior cornerback Marcus Jones inside the last minute of the game on Saturday night at TDECU Stadium.

A career day for junior quarterback Clayton Tune led the way for the Cougars as he completed 27 passes for 412 yards and four touchdown passes in a tightly-contested conference matchup. The upset improved the Cougars to 7-1 overall and 5-0 in the AAC.

Tune broke multiple records as he moved past David Piland to eighth all-time in completions for the Cougars and surpassed 6,000 career passing yards. Tune now sits sixth all-time in school history with 50 touchdown passes for the Cougars, tied with D'Eriq King. Tune's 412 passing yards is a new career-high, while four passing touchdowns on the night ties his career-high for one game. Tune also became the first Houston quarterback to throw 400+ yards twice vs SMU.

Dell became the first wide receiver to record three receiving touchdowns in one game for the Cougars since Bryson Smith against Temple Nov. 10, 2018.

Score by Quarters	1	2	3	4	Score	
SMU	7	13	14	3	37	Record: (7-1,3-1)
Houston	17	6	7	14	44	Record: (7-1,5-0)

**Scoring Summary:**

- 1st 11:20 HOU - DELL, N. 7 yd pass from TUNE, Clayton (WITHERSPOON, Dalton kick), 9-78 3:35, SMU 0 - HOU 7
- 09:26 HOU - DELL, Nathaniel 48 yd pass from TUNE, C. (WITHERSPOON, D. kick), 2-56 0:33, SMU 0 - HOU 14
- 02:20 HOU - WITHERSPOON, Dalton 50 yd field goal, 9-55 4:32, SMU 0 - HOU 17
- 00:00 SMU - Kerley,Jordan 43 yd pass from Mordecai,Tanner (Mazza,B. kick), 7-75 2:20, SMU 7 - HOU 17
- 2nd 11:41 HOU - WITHERSPOON, Dalton 23 yd field goal, 7-69 0:00, SMU 7 - HOU 20
- 07:28 SMU - Siggers,Tre 50 yd pass from Mordecai,Tanner (Mazza,Blake kick), 1-50 0:09, SMU 14 - HOU 20
- 02:45 SMU - Rice,Rashee 6 yd pass from Mordecai, T. (Mazza,B. kick blockd), 7-35 3:07, SMU 20 - HOU 20
- 00:00 HOU - WITHERSPOON, Dalton 30 yd field goal, 12-62 2:45, SMU 20 - HOU 23
- 3rd 14:45 SMU - Massey,Bryan 100 yd kickoff return (Mazza,Blake kick), , SMU 27 - HOU 23
- 09:22 HOU - DELL, N. 17 yd pass from TUNE, C. (WITHERSPOON, D. kick), 11-72 5:17, SMU 27 - HOU 30
- 05:46 SMU - Siggers,Tre 2 yd run (Mazza,Blake kick), 8-75 3:36, SMU 34 - HOU 30
- 4th 13:36 HOU - CARTER, K. 4 yd pass from TUNE, C. (WITHERSPOON, D. kick), 14-75 7:10, SMU 34 - HOU 37
- 00:30 SMU - Mazza,Blake 45 yd field goal, 10-58 1:34, SMU 37 - HOU 37
- 00:17 HOU - JONES, Marcus 100 yd kickoff return (WITHERSPOON, Dalton kick), , SMU 37 - HOU 44

	SMU	UH
FIRST DOWNS	18	23
RUSHES-YARDS (NET)	24-50	38-77
PASSING YDS (NET)	305	412
Passes Att-Comp-Int	37-24-1	38-27-0
TOTAL OFFENSE PLAYS-YARDS	61-355	76-489
Fumble Returns-Yards	0-0	0-0
Punt Returns-Yards	0-0	2-32
Kickoff Returns-Yards	3-160	3-145
Interception Returns-Yards	0-0	1-0
Punts (Number-Avg)	4-36.8	2-44.5
Fumbles-Lost	0-0	2-1
Penalties-Yards	3-22	4-60
Possession Time	24:37	35:23
Third-Down Conversions	5 of 14	9 of 16
Fourth-Down Conversions	3 of 3	1 of 2
Red-Zone Scores-Chances	2-2	5-5
Sacks By: Number-Yards	2-11	3-14


**RUSHING:** SMU-Siggers,Tre 13-44; Bentley IV,Ulys 4-15; Lavine,Tyler 1-0; Mordecai,Tanner 6-minus 9. Houston-HENRY, Ta'Zawn 21-49; McCASKILL, Alton 3-15; TUNE, Clayton 10-9; CAR, Mulbah 4-4.

**PASSING:** SMU-Mordecai,Tanner 24-37-1-305. Houston-TUNE, Clayton 27-37-0-412; Team 0-1-0-0.

**RECEIVING:** SMU-Rice,Rashee 6-51; Gray,Danny 5-73; Roberson, Jr.,R 5-58; Siggers,Tre 3-49; Calcaterra,Gran 3-27; Kerley,Jordan 1-43; Bentley IV,Ulys 1-4. Houston-DELL, Nathaniel 9-165; SINGLETON, Jeremy 5-93; CARTER, KeSean 4-46; TRAHAN, Christian 4-40; HERSLOW, Jake 3-63; ERWIN, Jaylen 1-6; HENRY, Ta'Zawn 1-minus 1.

**INTERCEPTIONS:** SMU-None. Houston-JONES, Marcus 1-0.

**FUMBLES:** SMU-None. Houston-CARTER, KeSean 1-1; CAR, Mulbah 1-0.

Nov. 6, 2021 • Raymond James Stadium • Tampa, Fla.		
	<b>HOUSTON</b>	<b>54</b>
	<b>USF</b>	<b>42</b>

**TAMPA, Fla.** — Clayton Tune was 21 of 26 for 385 yards and three touchdowns, Ta’Zawn Henry had a 97-yard TD run and No. 20 Houston held off an upset bid by South Florida in a 54-42 victory on Nov. 6.

Henry had 130 yards on 10 carries, and Alton McCaskill picked up 125 yards on 22 attempts. Nathaniel Dell made eight catches for 164 yards and a score.

McCaskill got his third rushing TD from 8 yards out to make it 54-42 with 2:27 to play. The Cougars (8-1, 6-0 American Athletic Conference) have won eight in a row for the first time since 2016.

Brian Battie had two 100-yard kickoff returns for touchdowns and a 29-yard TD run to help South Florida (2-7, 1-4) take a 28-26 halftime lead. Battie, who has three 100-yard kickoff returns this year, brought back the game-opening kick for a score and went the distance again with 2:16 left in the second quarter.

The Bulls gained 232 first-half yards against Houston’s fourth-ranked defense that had allowed 286.9 yards and 19 points per game coming in. South Florida finished with 399 total yards, but Houston piled up 646.

Score by Quarters	1	2	3	4	Score
Houston	9	17	21	7	54 Record: (8-1,6-0)
South Florida	14	14	7	7	42 Record: (2-7,1-4)

**Scoring Summary:**

- 1st 14:47 USF - Battie,Brian 100 yd kickoff return (Shrader,Spencer kick), , HOU 0 - USF 7  
08:35 HOU - HERSLOW, J. 18 yd pass from TUNE, C. (WITHERSPOON, D. kick), 7-56 2:51, HOU 7 - USF 7  
06:44 USF - Battie,Brian 29 yd run (Shrader,Spencer kick), 5-75 1:51, HOU 7 - USF 14  
03:34 HOU - Team safety, , HOU 9 - USF 14
- 2nd 14:52 HOU - WITHERSPOON, Dalton 19 yd field goal, 8-56 3:37, HOU 12 - USF 14  
10:19 USF - Brinkman, M. 33 yd pass from McClain,T. (Shrader,Spencer kick), 10-75 4:33, HOU 12 - USF 21  
08:19 HOU - McCASKILL, Alton 6 yd run (WITHERSPOON, Dalton kick), 5-54 1:51, HOU 19 - USF 21  
02:30 HOU - DELL, N. 55 yd pass from TUNE, Clayton (WITHERSPOON, D. kick), 3-87 0:40, HOU 26 - USF 21  
02:16 USF - Battie,Brian 100 yd kickoff return (Shrader,Spencer kick), , HOU 26 - USF 28
- 3rd 12:50 HOU - McCASKILL, Alton 2 yd run (WITHERSPOON, Dalton kick), 5-67 2:06, HOU 33 - USF 28  
10:04 HOU - HENRY, Ta’Zawn 97 yd run (WITHERSPOON, Dalton kick), 1-97 0:14, HOU 40 - USF 28  
06:58 USF - Carter,Chris 14 yd pass from McClain,T. (Shrader,Spencer kick), 11-65 3:05, HOU 40 - USF 35  
04:44 HOU - SINGLETON, J. 27 yd pass from TUNE, C. (WITHERSPOON, D. kick), 5-75 2:14, HOU 47 - USF 35  
03:59 USF - McClain,Timmy 11 yd run (Shrader,Spencer kick), 9-60 2:34, HOU 47 - USF 42  
02:27 HOU - McCASKILL, Alton 16 yd run (WITHERSPOON, Dalton kick), 3-44 1:31, HOU 54 - USF 42

	<b>UH</b>	<b>USF</b>
FIRST DOWNS	31	23
RUSHES-YARDS (NET)	39-261	27-110
PASSING YDS (NET)	385	289
Passes Att-Comp-Int	26-21-0	46-22-2
TOTAL OFFENSE PLAYS-YARDS	65-646	73-399
Fumble Returns-Yards	0-0	0-0
Punt Returns-Yards	0-0	0-0
Kickoff Returns-Yards	6-106	5-218
Interception Returns-Yards	2-0	0-0
Punts (Number-Avg)	6-42.2	5-44.2
Fumbles-Lost	0-0	0-0
Penalties-Yards	7-78	6-36
Possession Time	33:07	26:53
Third-Down Conversions	3 of 10	8 of 16
Fourth-Down Conversions	0 of 0	0 of 1
Red-Zone Scores-Chances	5-5	2-3
Sacks By: Number-Yards	0-0	2-9


**RUSHING:** Houston-HENRY, Ta’Zawn 10-130; McCASKILL, Alton 22-125; ROBINSON, Malik 1-8; TUNE, Clayton 4-0; Team 2-minus 2. South Florida-McClain,Timmy 11-46; Battie,Brian 3-27; Mangham,Jaren 8-24; Horn Jr.,Jimmy 1-9; Dollison,Omario 1-2; Joiner Jr.,Kell 3-2.

**PASSING:** Houston-TUNE, Clayton 21-26-0-385. South Florida-McClain,Timmy 22-46-2-289.

**RECEIVING:** Houston-DELL, Nathaniel 8-164; CARTER, KeSean 6-123; HERSLOW, Jake 3-34; SINGLETON, Jeremy 2-34; GREEN, Seth 1-17; TRAHAN, Christian 1-13. South Florida-Weaver,Xavier 6-105; Joiner Jr.,Kell 4-44; Dollison,Omario 3-32; Horn Jr.,Jimmy 2-34; Carter,Chris 2-19; Mangham,Jaren 2-5; Brinkman,Mitche 1-33; Miller,Bryce 1-16; Battie,Brian 1-1.

**INTERCEPTIONS:** Houston-SPREWELL, Gleson 1-0; JONES, Marcus 1-0. South Florida-None.

**FUMBLES:** Houston-None. South Florida-None.

Nov. 13, 2021 • Lincoln Financial Field • Philadelphia		
	<b>HOUSTON</b>	<b>37</b>
	<b>TEMPLE</b>	<b>8</b>

**PHILADELPHIA** — Alton McCaskill rushed for 129 yards and two touchdowns as No. 17 Houston methodically dispatched Temple 37-8 on Nov. 13 to clinch a berth in the American Athletic Conference championship game.

The Cougars (9-1, 7-0 American Athletic) have won nine straight games since an opening loss to Texas Tech to secure their first appearance in the conference championship game since winning the American Athletic in 2015. They will likely face No. 2 Cincinnati, which has to win one of its remaining two games — at home against SMU next Saturday and at East Carolina on Nov. 26, to join them in the Dec. 4 championship game.

Temple (3-7, 1-5) has lost five straight games, outscored 217-35 in that stretch.

The Houston defense, which had been blistered for 79 points in back-to-back wins over SMU and USF, got interceptions from cornerback Marcus Jones, safety Gervarrius Owens, and Gleson Sprewell while holding the Temple offense to just 10 first downs and 48 total plays in the game.

Score by Quarters	1	2	3	4	Score
Houston	7	3	14	13	37 Record: (9-1,7-0)
Temple	0	0	0	8	8 Record: (3-7,1-5)

**Scoring Summary:**

- 1st 08:47 HOU - McCASKILL, Alton 3 yd run (WITHERSPOON, Dalton kick), 7-47 3:30, HOU 7 - TEM 0
- 2nd 07:46 HOU - WITHERSPOON, Dalton 39 yd field goal, 13-58 7:09, HOU 10 - TEM 0
- 3rd 11:29 HOU - HENRY, Ta’Zawn 6 yd run (WITHERSPOON, Dalton kick), 9-65 3:31, HOU 17 - TEM 0  
04:00 HOU - McCASKILL, Alton 34 yd run (WITHERSPOON, Dalton kick), 5-52 2:05, HOU 24 - TEM 0
- 4th 14:22 TEM - Saydee,Edward 1 yd run (Pittman,Darius pass from Lynch,Justin), 4-45 0:56, HOU 24 - TEM 8  
10:57 HOU - ERWIN, J. 35 yd pass from TUNE, C. (WITHERSPOON, D. kick blockd), 7-80 3:23, HOU 30 - TEM 8  
06:13 HOU - GREEN, Seth 6 yd pass from TUNE, C. (WITHERSPOON, D. kick), 6-42 2:28, HOU 37 - TEM 8

	<b>UH</b>	<b>TEMPLE</b>
FIRST DOWNS	24	10
RUSHES-YARDS (NET)	45-217	23-99
PASSING YDS (NET)	229	119
Passes Att-Comp-Int	36-22-0	25-11-3
TOTAL OFFENSE PLAYS-YARDS	81-446	48-218
Fumble Returns-Yards	0-0	0-0
Punt Returns-Yards	2-14	0-0
Kickoff Returns-Yards	1-3	5-84
Interception Returns-Yards	3-74	0-0
Punts (Number-Avg)	4-37.8	7-37.4
Fumbles-Lost	1-0	0-0
Penalties-Yards	2-25	5-30
Possession Time	39:22	20:38
Third-Down Conversions	5 of 15	2 of 10
Fourth-Down Conversions	3 of 4	0 of 0
Red-Zone Scores-Chances	4-6	1-2
Sacks By: Number-Yards	1-2	3-23

**RUSHING:** Houston-McCASKILL, Alton 21-129; HENRY, Ta’Zawn 11-38; MUTIN, Donavan 1-38; SMITH, Chandler 2-10; OGBOGU, Ike 1-5; CAR, Mulbah 1-1; TUNE, Clayton 7-1; Team 1-minus 5. Temple-Lynch,Justin 14-78; Saydee,Edward 7-20; Bonner,Ra’Von 1-3; TEAM 1-minus 2.

**PASSING:** Houston-TUNE, Clayton 21-34-0-224; OGBOGU, Ike 1-2-0-5. Temple-Lynch,Justin 11-24-2-119; Anderson Jr.,Am 0-1-1-0.

**RECEIVING:** Houston-GREEN, Seth 7-74; TRAHAN, Christian 3-35; ERWIN, Jaylen 2-51; DELL, Nathaniel 2-26; HERSLOW, Jake 2-9; HENRY, Ta’Zawn 2-5; McCASKILL, Alton 1-12; CAR, Mulbah 1-7; CREAMER, Shane 1-5; OWENS, Gervarrius 1-5. Temple-Jones,Randle 5-36; Reams,Kadas 2-16; Bonner,Ra’Von 1-25; Smith,Jordan 1-23; Martin-Robinson 1-15; Barbon,Jose 1-4.

**INTERCEPTIONS:** Houston-SPREWELL, Gleson 1-44; OWENS, Gervarrius 1-28; JONES, Marcus 1-2. Temple-None.

**FUMBLES:** Houston-JONES, Marcus 1-0. Temple-None.

Nov. 19, 2021 • TDECU Stadium • Houston, Texas		
	<b>MEMPHIS</b>	<b>13</b>
	<b>HOUSTON</b>	<b>31</b>

**HOUSTON** – In the last home game of the regular season, No. 17 Houston Football knocked off Memphis 31-13 on Friday night at TDECU Stadium to finish the American Athletic Conference regular season undefeated.

The Cougars (10-1, 8-0 American) clinched an undefeated conference record for the first time since 2011 and second time in their 75-year history while snapping a five-game losing streak against the Tigers (5-6, 2-5 American).

The Cougars' defense shined once again as they held the Tigers to 24 total yards in the fourth quarter. It also marked the second consecutive game without allowing a first-half touchdown to an opponent, marking the first time since 2015.

Tune finished the game with 20 completions for 264 yards and one passing touchdown. Henry finished the game as the leading rusher for the Cougars thanks to 13 carries for 73 yards and one touchdown. Dell led all receivers with seven receptions for 100 yards and one touchdown, while Jones finished the game with two interceptions and 29 punt return yards on the night.

Score by Quarters	1	2	3	4	OT	Score
Memphis	0	3	7	3		13
Houston	0	21	0	10		31

Record: (5-6,2-5)  
Record: (10-1,8-0)

**Scoring Summary:**

2nd 14:03 HOU - McCASKILL, Alton 36 yd run (WITHERSPOON, Dalton kick), 1-42 0:08, MEM 0 - HOU 7  
 05:40 HOU - DELL, N. 19 yd pass from TUNE, C. (WITHERSPOON, D. kick), 11-93 4:36, MEM 0 - HOU 14  
 02:55 MEM - Kemp,David 28 yd field goal, 9-65 2:45, MEM 3 - HOU 14  
 00:53 HOU - TUNE, Clayton 20 yd run (WITHERSPOON, Dalton kick), 6-63 1:58, MEM 3 - HOU 21  
 3rd 04:31 MEM - Martin,Asa 5 yd pass from Henigan,Seth (Kemp,David kick), 11-60 4:16, MEM 10 - HOU 21  
 4th 14:52 MEM - Kemp,David 22 yd field goal, 8-86 2:30, MEM 13 - HOU 21  
 03:24 HOU - WITHERSPOON, Dalton 34 yd field goal, 5-29 2:15, MEM 13 - HOU 24  
 01:43 HOU - HENRY, Ta'Zhawm 4 yd run (WITHERSPOON, Dalton kick), 3-18 0:52, MEM 13 - HOU 31

	MEMPHIS	UH
FIRST DOWNS	24	25
RUSHES-YARDS (NET)	28-106	37-197
PASSING YDS (NET)	216	264
Passes Att-Comp-Int	46-22-2	33-20-2
TOTAL OFFENSE PLAYS-YARDS	74-322	70-461
Fumble Returns-Yards	0-0	0-0
Punt Returns-Yards	1--2	3-42
Kickoff Returns-Yards	5-101	3-27
Interception Returns-Yards	2-25	2-0
Punts (Number-Avg)	5-34.4	3-42.3
Fumbles-Lost	0-0	1-0
Penalties-Yards	5-31	11-122
Possession Time	25:34	34:26
Third-Down Conversions	2 of 14	8 of 14
Fourth-Down Conversions	2 of 4	1 of 1
Red-Zone Scores-Chances	3-3	4-5
Sacks By: Number-Yards	2-14	2-12


**RUSHING:** Memphis-Clark,Rodrigues 12-32; Rogers,Gabriel 1-22; Weaver,Marquavi 3-21; Henigan,Seth 7-20; Martin,Asa 5-11. Houston-HENRY, Ta'Zhawm 13-73; TUNE, Clayton 13-59; McCASKILL, Alton 9-58; OGBOGU, Ike 1-8; Team 1-minus 1.

**PASSING:** Memphis-Henigan,Seth 21-45-2-208; Rogers,Gabriel 1-1-0-8. Houston-TUNE, Clayton 20-33-2-264.

**RECEIVING:** Memphis-Austin III,Calv 5-103; Dykes,Sean 5-20; Martin,Asa 4-11; Lewis,Eddie 2-18; Taylor,Roc 1-18; Fleming,Cameron 1-14; Mathieu,Khi 1-13; Ivory,Javon 1-12; Henigan,Seth 1-8; Clark,Rodrigues 1-minus 1. Houston-DELL, Nathaniel 7-100; SINGLETON, Jeremy 5-80; HENRY, Ta'Zhawm 3-31; TRAHAN, Christian 2-14; ERWIN, Jaylen 1-16; HERSLOW, Jake 1-14; McCASKILL, Alton 1-9.

**INTERCEPTIONS:** Memphis-Owens,Rodney 1-25; Russell,JJ 1-0. Houston-JONES, Marcus 2-0.

**FUMBLES:** Memphis-None. Houston-JONES, Marcus 1-0.

Nov. 27, 2021 • Pratt & Whitney Stadium • East Hartford, Conn.		
	<b>HOUSTON</b>	<b>45</b>
	<b>UConn</b>	<b>17</b>

**EAST HARTFORD, Conn.** – After taking care of business in New England, Houston coach Dana Holgorsen decided to channel Bill Belichick, happy that his team can finally switch its focus to next weekend's American Athletic Conference championship game.

"Now, we're on to Cincinnati," he said.

Clayton Tune threw for 301 yards and four touchdowns Saturday as No. 19 Houston completed its regular season with a 45-17 win over UConn in cold and windy conditions.

Nathaniel Dell caught two touchdowns and Jake Herslow and Jeremy Singleton each topped 100 receiving yards to go with a TD apiece for Houston (11-1, 8-0 AAC), which plays at No. 4 Cincinnati for the conference title next Saturday.

The Cougars led 21-10 at halftime and scored on their first four possessions of the second half to put the game away.

Score by Quarters	1	2	3	4	Score
Houston	7	14	17	7	45
UConn	0	10	0	7	17

Record: (11-1)  
Record: (1-11)

**Scoring Summary:**

1st 10:21 HOU - McCASKILL, Alton 31 yd run (WITHERSPOON, Dalton kick), 6-55 3:02, HOU 7 - UCONN 0  
 2nd 11:44 HOU - HERSLOW, J. 49 yd pass from TUNE, C. (WITHERSPOON, D. kick), 3-52 0:50, HOU 14 - UCONN 0  
 06:31 UCONN - Clercius,K. 34 yd pass from Krajewski,S. (McFadden,Joe kick), 3-25 1:09, HOU 14 - UCONN 7  
 01:15 HOU - DELL, N. 6 yd pass from TUNE, C. (WITHERSPOON, Dalton kick), 9-58 5:09, HOU 21 - UCONN 7  
 00:01 UCONN - McFadden,Joe 25 yd field goal, 7-52 1:11, HOU 21 - UCONN 10  
 3rd 11:08 HOU - DELL, N. 13 yd pass from TUNE, C. (WITHERSPOON, D. kick), 9-47 3:45, HOU 28 - UCONN 10  
 06:02 HOU - WITHERSPOON, Dalton 23 yd field goal, 7-61 3:36, HOU 31 - UCONN 10  
 01:26 HOU - SINGLETON 34 yd pass from TUNE, C. (WITHERSPOON, D. kick), 3-55 1:18, HOU 38 - UCONN 10  
 4th 11:30 UCONN - Dixon,Malik 37 yd interception return (McFadden,Joe kick), HOU 38 - UCONN 17  
 03:03 HOU - SMITH, Chandler 1 yd run (WITHERSPOON, Dalton kick), 4-27 1:50, HOU 45 - UCONN 17

	UH	UConn
FIRST DOWNS	22	16
RUSHES-YARDS (NET)	32-160	32-82
PASSING YDS (NET)	323	156
Passes Att-Comp-Int	33-23-1	35-21-0
TOTAL OFFENSE PLAYS-YARDS	65-483	67-238
Fumble Returns-Yards	0-0	0-0
Punt Returns-Yards	2-30	0-0
Kickoff Returns-Yards	4-102	6-86
Interception Returns-Yards	0-0	1-37
Punts (Number-Avg)	3-29.3	8-33.5
Fumbles-Lost	0-0	1-1
Penalties-Yards	4-43	4-25
Possession Time	31:16	28:44
Third-Down Conversions	7 of 13	5 of 16
Fourth-Down Conversions	0 of 2	1 of 2
Red-Zone Scores-Chances	4-4	1-3
Sacks By: Number-Yards	7-38	0-0

**RUSHING:** Houston-McCASKILL, Alton 9-54; SMITH, Chandler 8-38; HENRY, Ta'Zhawm 5-32; CAR, Mulbah 7-31; TUNE, Clayton 2-7; OGBOGU, Ike 1-minus 2. UConn-Krajewski,Steve 8-53; Mensah,Kevin 13-36; Carter,Nate 3-13; Leon,Micah 6-minus 4; Blake,Reyan 1-minus 7; Rose,Jay 1-minus 9.

**PASSING:** Houston-TUNE, Clayton 21-30-0-301; OGBOGU, Ike 2-3-1-22. UConn-Krajewski,Steve 9-19-0-79; Leon,Micah 10-13-0-62; Blake,Reyan 2-3-0-15; Rose,Jay 0-0-0-0.

**RECEIVING:** Houston-DELL, Nathaniel 6-62; HERSLOW, Jake 5-111; SINGLETON, Jeremy 5-100; ERWIN, Jaylen 2-28; SAWYER, Peyton 1-12; EICHENBERGER, Parker 1-10; TRAHAN, Christian 1-5; McCASKILL, Alton 1-1; HENRY, Ta'Zhawm 1-minus 6. UConn-Rose,Jay 6-33; Marion,Keelan 4-40; Carter,Nate 3-4; Clercius,Kevens 2-64; Turner,Aaron 2-7; Mensah,Kevin 2-3; Gill,Jahkai 1-4; Brewton,Brian 1-1.

**INTERCEPTIONS:** Houston-None. UConn-Dixon,Malik 1-37.

**FUMBLES:** Houston-None. UConn-Leon,Micah 1-1.

Dec. 4, 2021 • Nippert Stadium • Cincinnati, Ohio		
	<b>HOUSTON</b>	<b>20</b>
	<b>CINCINNATI</b>	<b>35</b>

**CINCINNATI** – Jerome Ford rushed for 187 yards and two touchdowns and Desmond Ridder threw three touchdown passes as No. 3 Cincinnati broke open a close game in the third quarter and rolled past No. 16 Houston 35-20 in the American Athletic Conference championship game Saturday.

The Bearcats who are ranked No. 4 in the latest College Football Playoff rankings, are in position to become the first non-Power 5 team to qualify. The final rankings will be announced Sunday.

Cincinnati (12-0) which extended the nation's second-longest home winning streak to 27, scored three touchdowns in fewer than eight minutes to finish off its second straight AAC crown.

Cougars junior QB Clayton Tune passed for 250 yards with two touchdowns and an interception as Houston (11-2) lost for the first time since dropping its season-opener to Texas Tech on Sept. 4.

It was a wild first quarter on Saturday with the teams combining for 24 points and 316 yards.

Score by Quarters	1	2	3	4	Score
Houston	10	3	0	7	20
Cincinnati	14	0	21	0	35

Record: (11-2,8-0)  
Record: (13-0,8-0)

**Scoring Summary:**

- 1st 11:55 HOU - WITHERSPOON, Dalton 37 yd field goal, 7-50 2:57, HOU 3 - CIN 0  
09:38 CIN - Scott, Tyler 25 yd pass from Ridder, Desmond (Lowery, Christia kick), 5-82 2:11, HOU 3 - CIN 7  
04:23 HOU - DELL, N. 16 yd pass from TUNE, C. (WITHERSPOON, Dalton kick), 10-74 5:07, HOU 10 - CIN 7  
04:06 CIN - Ford, Jerome 79 yd run (Lowery, Christia kick), 1-79 0:11, HOU 10 - CIN 14
- 2nd 11:40 HOU - WITHERSPOON, Dalton 46 yd field goal, 13-44 7:21, HOU 13 - CIN 14
- 3rd 12:02 CIN - Taylor, Leonard 8 yd pass from Ridder, D. (Lowery, Christia kick), 6-75 2:58, HOU 13 - CIN 21  
11:04 CIN - Pierce, Alec 21 yd pass from Ridder, Desmond (Lowery, Christia kick), 2-23 0:41, HOU 13 - CIN 28  
07:38 CIN - Ford, Jerome 42 yd run (Lowery, Christia kick), 3-62 1:18, HOU 13 - CIN 35
- 4th 06:06 HOU - HERSLOW, Jake 7 yd pass from TUNE, C. (WITHERSPOON, D. kick), 13-90 7:28, HOU 20 - CIN 35

	UH	CIN
FIRST DOWNS	22	14
RUSHES-YARDS (NET)	47-86	28-210
PASSING YDS (NET)	250	190
Passes Att-Comp-Int	26-17-1	17-11-0
TOTAL OFFENSE PLAYS-YARDS	73-336	45-400
Fumble Returns-Yards	0-0	0-0
Punt Returns-Yards	1-14	0-0
Kickoff Returns-Yards	5-93	3-75
Interception Returns-Yards	0-0	1-9
Punts (Number-Avg)	5-33.2	5-44.8
Fumbles-Lost	2-0	1-0
Penalties-Yards	7-58	6-40
Possession Time	40:19	19:41
Third-Down Conversions	5 of 15	0 of 8
Fourth-Down Conversions	2 of 3	0 of 1
Red-Zone Scores-Chances	3-3	1-2
Sacks By: Number-Yards	1-10	8-54

**RUSHING:** Houston-McCASKILL, Alton 13-39; HENRY, Ta'Zhawn 7-23; TUNE, Clayton 23-21; SMITH, Chandler 2-12; Team 2-minus 9. Cincinnati-Ford, Jerome 18-187; Ridder, Desmond 7-19; Tucker, Tre 1-3; Montgomery, Ryan 2-1.

**PASSING:** Houston-TUNE, Clayton 17-26-1-250. Cincinnati-Ridder, Desmond 11-17-0-190.

**RECEIVING:** Houston-DELL, Nathaniel 9-152; HERSLOW, Jake 5-57; GREEN, Seth 1-23; SAWYER, Peyton 1-10; SINGLETON, Jeremy 1-8. Cincinnati-Whyle, Josh 3-35; Pierce, Alec 2-65; Montgomery, Ryan 2-23; Scott, Tyler 1-25; Ford, Jerome 1-17; Tucker, Tre 1-17; Taylor, Leonard 1-8.

**INTERCEPTIONS:** Houston-None. Cincinnati-Dublanco, Joel 1-9.

**FUMBLES:** Houston-Team 2-0. Cincinnati-Tucker, Tre 1-0.

INSIDE THE SERIES | VS. AUBURN



Head Coach **Bill Yeoman** is carried off the field as Houston celebrates the end of its three-year probation with a 36-7 Bluebonnet Bowl win vs. #12 Auburn on Dec. 31, 1969.

**INSIDE THE NUMBERS VS. AUBURN**

- Record:** 1-5
- At Houston:** 0-2
- At Auburn:** 0-3
- At Neutral Site:** 1-0
- Most points scored by Houston:** 36 (1969)
- Most points scored by Auburn:** 48 (1957)
- Largest margin of victory by Houston:** 29 (1969)
- Largest margin of victory by Auburn:** 41 (1957)

**SERIES HISTORY VS. AUBURN**

**AUBURN LEADS 5-1**


Date	Result	Score	Site	Attendance
10/27/56	L	0-12	A	20,000
10/26/57	L	7-48	Rice Stadium	28,000
9/21/63	L	14-21	Rice Stadium	30,000
9/19/64	L	0-30	A	25,000
<i>Bluebonnet Bowl (Houston Astrodome, Houston)</i>				
12/31/69	W	36-7	N	55,203
10/27/73	L	0-7	A	58,426



collegepressbox is the official media website for Division I football. Access and download game notes, quotes, statistics, media guides, headshots, logos and more for all FBS schools, conferences, postseason games, awards and the College Football Playoff. For access, please register for an account at collegepressbox.com/register.

**DID YOU KNOW: UH VS. AUBURN**

- Auburn snapped Houston's 10-game win streak, the fifth longest streak in program history, with a 7-0 win against the Cougars on Oct. 27, 1973.
- Houston's 41-point loss to Auburn on Oct. 26, 1957, remains the Cougars' largest defeat at home in program history.
- Two of UH's longest plays in program history came against Auburn. **Joe Lopasky's** 82-yard punt return touchdown (Sept. 21, 1963) is the second-longest punt return in program history. **Paul Sweeten's** 89-yard interception return touchdown (Oct. 26, 1957) is the sixth-longest interception return all-time.
- Houston held Auburn to 1 rushing yard in the 1969 Bluebonnet Bowl, the fewest allowed by the Cougars in bowl history.



**Tommy Mozisek** hauls in a fourth quarter touchdown from **Rusty Clark** on Dec. 31, 1969.



**Charlie Hall's** determined pursuit brings down Auburn quarterback **Pat Sullivan** on Dec. 31, 1969.

BY THE NUMBERS

CAREER

	COMP	ATT	PCT	YARDS	TD	INT	LNG
2018	59	117	50.4	795	8	2	48
2019	106	179	59.2	1533	11	9	96
2020	170	285	59.6	2048	15	10	54
2021	261	380	68.7	3263	28	9	55
<b>TOTAL</b>	<b>596</b>	<b>961</b>	<b>62.0</b>	<b>7639</b>	<b>62</b>	<b>30</b>	<b>96</b>

PASSING GAME-BY-GAME

2018

	COMP	ATT	PCT	YARDS	TD	INT	LNG
at Rice				DID NOT PLAY			
vs. Arizona				DID NOT PLAY			
at Texas Tech				DID NOT PLAY			
TEXAS SOU.	12	23	52.2	186	2	0	48
Tulsa				DID NOT PLAY			
at ECU	2	4	50.0	15	0	0	9
at Navy				DID NOT PLAY			
USF				DID NOT PLAY			
at SMU				DID NOT PLAY			
Temple				DID NOT PLAY			
Tulane	6	15	40.0	108	2	1	37
at Memphis	18	43	41.9	256	3	1	45
vs. Army	21	32	65.6	230	1	0	22
<b>TOTAL</b>	<b>59</b>	<b>117</b>	<b>50.4</b>	<b>795</b>	<b>8</b>	<b>2</b>	<b>48</b>

2019

	COMP	ATT	PCT	YARDS	TD	INT	LNG
at Oklahoma				DID NOT PLAY			
PVAMU				DID NOT PLAY			
vs. Wash. St.				DID NOT PLAY			
at Tulane				DID NOT PLAY			
at North Texas	16	20	80.0	124	1	0	32
Cincinnati	9	27	33.3	184	2	3	69
SMU	18	33	54.5	407	2	1	96
at UCF	18	30	60.0	179	1	1	63
Memphis	14	22	63.6	157	1	0	53
at Tulsa	8	12	66.7	89	0	0	30
Navy	23	35	65.7	393	4	4	67
<b>TOTAL</b>	<b>106</b>	<b>179</b>	<b>59.2</b>	<b>1533</b>	<b>11</b>	<b>9</b>	<b>96</b>

2020

	COMP	ATT	PCT	YARDS	TD	INT	LNG
Tulane	20	33	60.6	319	2	2	41
BYU	21	31	67.7	310	2	0	26
at Navy	24	34	70.6	316	3	0	51
UCF	21	41	51.2	263	1	2	32
at Cincinnati	20	34	58.8	189	0	1	54
USF	14	25	56.0	165	3	1	33
at Memphis	30	49	61.2	270	2	1	34
vs. Hawaii	20	38	52.6	216	2	3	39
<b>TOTAL</b>	<b>170</b>	<b>285</b>	<b>59.6</b>	<b>2048</b>	<b>15</b>	<b>10</b>	<b>54</b>

2021

	COMP	ATT	PCT	YARDS	TD	INT	LNG
vs. Texas Tech	27	38	71.1	174	2	4	24
at Rice	22	30	73.3	236	2	0	35
Grambling	4	7	57.1	62	0	1	17
Navy	22	30	73.3	257	1	1	47
at Tulsa	17	24	70.8	241	2	1	47
at Tulane	23	36	63.8	288	3	0	36
ECU	19	29	65.5	169	2	0	24
SMU	27	37	72.9	412	4	0	55
at USF	21	26	80.7	385	3	0	55
at Temple	20	33	60.6	210	2	0	35
Memphis	20	34	58.8	264	1	2	31
at UConn	21	30	70.0	301	4	0	49
vs. Cincinnati	17	26	65.3	250	2	1	53
<b>TOTAL</b>	<b>261</b>	<b>380</b>	<b>68.7</b>	<b>3263</b>	<b>28</b>	<b>9</b>	<b>55</b>



QB CLAYTON TUNE

2020 AT A GLANCE

- » In 2020, started all eight games at quarterback
- » Finished season with 2,048 passing yards, 25th-most in UH single-season history
- » Threw for multiple touchdowns in six of eight games
- » Accounted for 15 passing touchdowns in eight games
- » Moved into 12th place in UH history with 335 career completions, passing Gerald Landry (326, 1983-86)
- » Has thrown 33 career passing touchdowns, which ranks 14th in Houston program history
- » Finished 20th nationally and fourth in the American Athletic Conference with 21.25 completions per game
- » Finished 25th nationally and fourth in passing yards per game with 256.0 as well as 25th nationally and fifth in the AAC in total offense per game (287.6)
- » Became first UH quarterback since Case Keenum (2011) to throw for 300 yards in four consecutive games from Nov. 30, 2019, to Oct. 24, 2020
- » Became sixth Cougar to start multiple bowl games with New Mexico Bowl outing
- » Twice named to AAC honor roll (Oct. 12 and Nov. 16)
- » Against USF, became first UH quarterback since 2018 to record multiple passing and rushing touchdowns in same game
- » In same game, became first Houston player since 2019 to have a completion, rush and reception in same game
- » Rushed for 120 yards against USF, the most by a UH quarterback in the Dana Holgorsen era alongside three touchdown passes

2019 AT A GLANCE

- » Started final seven games at quarterback
- » Completed 106-of-179 passes (59.2%) for 1,533 yards and 11 touchdowns
- » Averaged 219.0 yards per game through the air
- » Two rushing touchdowns and 244 rushing yards
- » Made 2019 debut with start at quarterback in win at North Texas (Sept. 28)
- » Threw for 407 yards and two touchdowns, including a 96-yard strike, to one interception on 18-of-33 passes vs. SMU (Oct. 24)

2018 AT A GLANCE

- » True freshman saw action in five games, stepping into the starting role for an injured D'Eriq King in the season's final two games
- » Made collegiate debut going 12-for-23 passing for 186 yards and two touchdowns in win against Texas Southern
- » Entering after King's injury, went 6-for-15 for 108 yards with two touchdowns and one interception in win over Tulane

HIGH SCHOOL

- » Three-star recruit by ESPN, Rivals and 247Sports at Hebron High School (Texas)
- » Closed out his high school career with 6,686 passing yards and 1,074 rushing yards with 66 passing touchdowns and 20 rushing touchdowns
- » No. 19 quarterback by ESPN and No. 102 player in the state of Texas by 247Sports

OFFENSIVE NOTES

TUNE'S TOUCHDOWN BREAKDOWN

» In 31 career games played, Clayton Tune has thrown 62 touchdown passes, including a career-high 28 in 13 games this season. Below is a look at Tune's touchdown totals by quarter and distance.

Quarter	Distance
1st Quarter..... 15	0-9 Yards..... 18
2nd Quarter..... 15	10-19 Yards..... 13
3rd Quarter..... 13	20-29 Yards..... 12
4th Quarter..... 19	30-39 Yards..... 7
OT.....	40-49 Yards..... 6
	50+ Yards..... 6

300 + 2 TD

» Since 2019, Clayton Tune has had seven 300-yard + passing games/multi-touchdown pass games. Entering the season among returning quarterbacks, his five 300-yard + passing games ranked second in the AAC behind Dillion Gabriel (9) and tied for eighth in the FBS.

Below is a list of FBS quarterbacks who logged three or more multiple-touchdown pass games + 300-yard passing games last season and return in 2021.

Player, School	Multi-TD/300-Yard + Passing Games (Since 2019 - Entering Season)
Dillon Gabriel, UCF	9
Sam Howell, North Carolina	8
Layne Hatcher, Arkansas State	8
Kedon Slovis, USC	8
Matt Corral, Ole Miss	7
Brock Purdy, Iowa State	6
Carson Strong, Nevada	6
Holton Alhers, ECU	5
<b>Clayton Tune, Houston</b>	<b>5</b>
Asher O'Hara, Middle Tennessee	5
Drew Plitt, Ball State	5

300-YARD PASSING GAMES

» Houston has had its share of riches over the years at quarterback. Tune is the 10th Houston quarterback to throw for 300-plus yards in five-or-more games.

Player, Year	300-Yard Passing Games
Case Keenum, 2007-11	39
Kevin Kolb, 2003-06	17
David Klingler, 1989-91	16
Andre Ware, 1987-89	14
David Piland, 2010-13	9
Jason McKinley, 1997-00	9
Jimmy Klingler, 1991-93	9
Clayton Tune, 2018-pres.	8
Greg Ward, Jr., 2013-16	8

CAREER PASSING EFFICIENCY (MIN. 200 ATTEMPTS)

Rk.	Eff.	Player	C-A	Yds.	TD	INT	Years
1.	160.6	Case Keenum	1,546-2,229	19,217	155	46	2007-11
2.	155.4	D'Eriq King	369-597-10	4,925	50	10	2016-19
3.	145.2	Kevin Kolb	964-1,565	12,964	85	31	2003-06
4.	144.5	Greg Ward Jr.	747-1,106	8,705	89	26	2013-16
5.	144.2	Delrick Brown	84-208	1,921	22	9	1975-79
<b>6.</b>	<b>143.8</b>	<b>Clayton Tune</b>	<b>596-961</b>	<b>7,639</b>	<b>62</b>	<b>30</b>	<b>2018 -</b>
7.	143.4	Andre Ware	660-1,074	8,202	75	28	1987-89
8.	138.1	David Klingler	726-1,262	9,430	91	38	1988-91
9.	132.2	Dick Woodall	106-219	1,836	15	10	1965-67

NEED TO KNOW

MISCELLANEOUS STATS

300-YARD PASSING GAMES

'18	'19	'20	'21	CAREER	STREAK
--	2	3	3	8	--

400-YARD PASSING GAMES

'18	'19	'20	'21	CAREER	STREAK
--	1	--	1	2	--

DATE	OPP	COMP	ATT	YDS	TD	INT
10/24/20	at Navy	24	34	316	3	0
10/16/20	BYU	21	31	310	2	0
10/8/20	Tulane	20	32	319	2	2
11/30/19	Navy	23	35	393	4	4
10/24/19	SMU	18	33	407	2	1
10/30/21	SMU	27	37	412	4	0

GAMES WITH A TD PASS

'18	'19	'20	'21	CAREER	STREAK
4	6	7	11	29	10

GAMES WITH MULTIPLE TD PASSES

'18	'19	'20	'21	CAREER	STREAK
3	2	6	7	21	2

GAMES WITH THREE TD PASSES

'18	'19	'20	'21	CAREER	STREAK
--	1	2	4	7	1

GAMES WITH PASSING & RUSHING TD

'18	'19	'20	'21	CAREER	STREAK
1	1	4	2	8	--

GAMES WITH A RUSHING TD

'18	'19	'20	'21	CAREER	STREAK
1	2	3	2	8	--

CLAYTON TUNE | RECORD BOOK

CMP	PASSING COMPLETIONS
1.	1,546 Case Keenum 2007-11
7.	660 Andre Ware 1987-89
<b>8.</b>	<b>596 Clayton Tune 2018-pres.</b>

PASSING ATTEMPTS	ATT
1.	2,229 Case Keenum 2007-11
7.	1,074 Andre Ware 1987-89
<b>8.</b>	<b>961 Clayton Tune 2018-pres.</b>

RESP	TOUCHDOWN'S RESPONSIBLE FOR
1.	178 Case Keenum 2007-11
6.	78 D'Eriq King 2016-19
<b>7.</b>	<b>70 Clayton Tune 2018-pres.</b>

PASSING YARDS	YDS
1.	19,217 Case Keenum 2007-11
6.	8,202 Andre Ware 1987-89
<b>7.</b>	<b>7,389 Clayton Tune 2018-pres.</b>

TD	PASSING TOUCHDOWNS
1.	155 Case Keenum 2007-11
4.	75 Andre Ware 1987-89
<b>5.</b>	<b>62 Clayton Tune 2018-pres.</b>

QUARTERBACK STARTS	START
1.	51 Case Keenum 2006-11
5.	31 Chuck Clements 1993-96
<b>t6.</b>	<b>30 Clayton Tune 2018-pres.</b>

BY THE NUMBERS

	Overall	AAC	Under Holgorsen	Streak
Record	11-2	8-0	18-15	L1
At Home	5-0	4-0	8-6	W6
On the Road	6-0	4-0	10-5	W6
Neutral	0-2	0-0	0-4	L4
September	3-1	1-0	5-4	W3
October	4-0	4-0	7-4	W4
November	4-0	3-0	6-4	W5
December	0-1	0-0	0-3	L3
vs. Unranked Opponents	10-1	7-0	17-6	W10
vs. Ranked Opponents	1-1	1-0	1-9	L1

Record in Games...

Decided by 7 points or less	2-0	2-0	3-5	W2
Decided by 3 points or less	0-0	0-0	1-1	L1
Day Games	2-1	1-0	4-7	L1
Night Games	9-1	7-0	14-8	W9

Record When Scoring...

Less than 21 points	0-1	0-0	0-3	L3
21+ points	11-1	8-0	17-12	W11
30+ points	8-0	6-0	13-4	W9
40+ points	7-0	4-0	10-1	W9
50+ points	1-0	1-0	2-0	W31

Record When Allowing...

Less than 14 points	5-0	3-0	5-0	W18
Less than 24 points	8-0	5-0	10-0	W11
24+ points	3-2	3-0	7-15	L1

Record When...

Scoring first	8-2	5-0	13-9	L1
Opponents score first	3-0	3-0	5-6	W3
Leading after 1Q	8-1	5-0	12-4	W8
Trailing after 1Q	1-1	1-0	4-8	L1
Leading at halftime	9-1	6-0	15-5	W9
Trailing at halftime	2-1	2-0	3-9	L1
Leading after the 3Q	8-0	5-0	15-2	W10
Trailing after the 3Q	2-2	2-0	2-12	L1
In overtime games	1-0	1-0	1-0	W2

Record With...

400+ yards of total offense	8-0	6-0	11-8	W8
500+ yards of total offense	1-0	1-0	2-2	W2
Less than 100 yards rushing	2-2	2-0	3-5	L1
100+ yards rushing	9-0	6-0	12-7	W9
200+ yards rushing	2-0	2-0	4-4	W3
250+ yards rushing	1-0	1-0	2-1	W2
Less than 200 yards passing	1-1	1-0	6-6	W1
200+ yards passing	10-1	7-0	12-9	L1
300+ yards passing	3-0	2-0	5-3	W4
400+ yards passing	1-0	1-0	1-1	W1
A 100-yard rusher	3-0	2-0	6-5	W4
A 200-yard rusher	0-0	0-0	0-0	W5

Record When Allowing...

200+ total yards	10-2	8-0	17-15	L1
300+ total yards	5-2	5-0	11-14	L1
400+ total yards	0-1	0-0	2-10	L3
Less than 100 rush yards	7-0	5-0	11-3	W7
100+ rush yards	4-2	3-0	7-12	L1
200+ rush yards	0-1	0-0	0-6	L3
Less than 200 pass yards	5-1	2-0	6-5	L1
200+ pass yards	6-1	6-0	12-10	W6
300+ pass yards	1-0	1-0	3-6	W1
400+ pass yards	0-0	0-0	0-2	L2
A 100-yard rusher	0-2	0-0	0-8	L13

Record When Having...

No turnovers	5-0	4-0	7-2	W5
No takeaways	0-1	0-0	3-2	L1
Win turnover battle	7-0	6-0	10-1	W8
Loss turnover battle	0-2	0-0	2-11	L6

OFFENSIVE NOTES

» Houston returned eight of 11 starters on offense in 2021 under third-year head coach **Dana Holgorsen**.

» **Clayton Tune** returned at quarterback after his first full season as the starter in 2020. The junior threw for 2,048 yards and 19 touchdowns in 2020. He played well early in the season, throwing for 300 yards or more against Tulane, BYU and Navy.

» In 2021, UH returned a plethora of talent at the skill positions including running back **Mulbah Car** and tight end **Christian Trahan**.

» Car returned for his fifth season as Houston's leading returning running back in rushing yards. Entering the season, Car had recorded 1,486 rushing yards and 12 career rushing touchdowns.

» Running back **Chandler Smith** played in eight games in 2020, finishing with 25 carries for 119 yards. Fellow back **Kelan Walker** finished with 21 carries for 105 yards in 2020 including a season-high 30-yard carry against Tulane.

» Trahan had a breakout season in 2020, finishing third on the team with 22 receptions and 294 receiving yards. He also ranked second on the team with three touchdown receptions. Trahan finished the year with five catches for 88 yards and one touchdown in the New Mexico Bowl.

» The wide receiver corps of **Nathaniel Dell** and **Jeremy Singleton** provide an experienced presence.

» Dell made instant impact in first season (2020) and logged eight starts. He led the team with 428 receiving yards on 29 receptions including three touchdown receptions in 2020. Dell also led team with 564 all-purpose yards.

» Singleton appeared in four games and recorded three starts in 2020. He hauled in season-high four catches for 24 yards at Memphis and finished the season with 10 receptions for 95 yards. In 2019, Singleton was second on the team with 26 receptions for 381 yards and three touchdowns.

» Up front, the Cougars returned four offensive linemen who made at least five starts in 2020. UH also will have the services of offensive lineman **Patrick Paul**, who started the first two games in 2020 at left tackle before missing the rest of the year due to injury.

» **Kody Russey**, a captain in his first season with Houston, spent five seasons at Louisiana Tech, appearing in 49 games and making 46 starts over his final four seasons. The 2020 C-USA all-conference first team honoree was also a three-time All-Conference USA Honorable Mention. Russey helped Louisiana Tech finish first in C-USA and second nationally in fourth down conversion percentage (0.889) as well as fourth in the conference in both red zone



**Nathaniel Dell** led UH with 428 receiving yards on 29 receptions alongside three touchdown reception in 2020.

OFFENSIVE NOTES



Center **Kody Russey** made an immediate impact during fall camp, being named a team captain.

offense (0.846) and passing offense (216.6) in 2020.

» Senior **Dennis Bardwell** recorded six starts at right tackle in 2020 and entered 2021 with 10 career starts. The Huffman, Texas, native was a part of an offensive line that helped Houston rank fourth in the American in passing offense (265.8) and sixth in total offense (408.9) in 2020. He played in seven games, making four starts at right guard, in 2019, and appeared in eight games in 2018. That said, Bardwell was part of an offensive line that didn't allow a sack against Rice, Arizona, Tulsa or Navy.

» Sophomore **Jack Freeman** earned 12 career starts entering 2021. He played in six games and made five starts at center in 2020 and played in nine games and made seven starts at center in 2019.

» The Cougars also added two FBS transfers on the offensive side of the ball in wide receiver **KeSean Carter** (Texas Tech) and Russey (Louisiana Tech) during the mid-year signing period. Houston will also rely on running back **Ta'Zawn Henry** for the 2021 season after transferring from Texas Tech.

» In three seasons at Texas Tech, Carter caught 83 passes for 831 yards and seven touchdowns. He hauled in 30 passes for 290 yards and four touchdowns in 2020 before his season was cut short due to a shoulder injury. He finished tied for eighth in the Big 12 in receiving touchdowns in 2020 and was named All-Big 12 honorable mention. **Jake Herslow** transferred to Houston after playing three seasons at Old Dominion. The Virginia Beach, Va., product appeared in 30 career games with 11 receptions for 109 yards at Old Dominion.

» Freshman running back **Alton McCaskill** has also earned carries in 2021. The three-star prospect by 247Sports was rated as nation's No. 21 running back in class of 2021 and No. 54 overall player in Texas by 247Sports. At Oak Ridge High School, McCaskill was district MVP as a senior, rushing for 1,141 yards and 11 touchdowns.

FUTURE OPPONENTS

2022.....	at UTSA, at Texas Tech, Kansas, Rice
2023.....	UTSA, at Rice, at Kansas, Sam Houston
2024.....	at Boise State
2025.....	Colorado, Boise State
2026.....	Utah, at Colorado, Georgia Southern
2027.....	at Utah, at Georgia Southern
2028.....	at BYU, Sam Houston

SINCE 2000 (ENTERING SEASON)

PASSING YARDS

Rank	Team	Passing Yards
1.	Texas Tech	97,631
2.	Hawaii	86,236
3.	Oklahoma	78,128
4.	Washington State	77,305
5.	<b>Houston</b>	<b>76,029</b>

TOTAL OFFENSE

Rank	Team	Total Offense
1.	Oklahoma	130,677
2.	Texas Tech	128,053
3.	Boise State	123,139
4.	Oregon	121,847
5.	Clemson	119,794
6.	<b>Houston</b>	<b>118,765</b>

FIRST DOWNS

Rank	Team	Passing Yards
1.	Texas Tech	6,856
2.	Oklahoma	6,582
3.	Boise State	6,275
4.	Clemson	6,196
5.	Oregon	6,139
6.	<b>Houston</b>	<b>6,087</b>

SINCE 2010 (ENTERING SEASON)

HIGHEST SCORING TEAMS

Rank	Team	Games	Points	Avg.
1.	Oregon	140	5792	41.4
2.	Oklahoma	145	5940	41.0
3.	Ohio State	143	5706	39.9
4.	Alabama	152	6027	39.7
5.	Oklahoma State	141	5523	39.2
6.	Baylor	139	5312	38.2
7.	Clemson	152	5714	37.6
8.	Boise State	140	5183	37.0
9.	<b>Houston</b>	<b>136</b>	<b>4899</b>	<b>36.0</b>
10.	Texas Tech	135	4815	35.7

PASSING YARDS PER GAME

Rank	Team	Passing Yards/G
1.	Washington State	364.0
2.	Texas Tech	355.3
3.	Oklahoma State	312.3
4.	Oklahoma	305.6
5.	Baylor	304.0
6.	East Carolina	303.6
7.	<b>Houston</b>	<b>292.0</b>
8.	West Virginia	288.1
9.	Clemson	288.0
10.	Boise State	281.2

MISCELLANEOUS OFFENSIVE STATS

100+ RUSHING YARD GAMES

Mulbah Car (4)					
Date	Opponent	Att.	Yards	TD	W/L
11/27/19	at UCF	26	132	2	L
10/24/19	SMU	18	136	0	L
10/28/17	at USF	18	137	1	W
9/10/16	Lamar	20	109	1	W

Clayton Tune (2)					
Date	Opponent	Att.	Yards	TD	W/L
11/14/20	USF	10	120	2	W
9/28/19	at North Texas	9	100	0	L

Kelán Walker (1)					
Date	Opponent	Att.	Yards	TD	W/L
9/22/18	Texas Southern	9	105	1	W

Alton McCaskill (3)					
Date	Opponent	Att.	Yards	TD	W/L
9/18/21	Grambling	16	114	2	W
11/6/21	at USF	22	125	3	W
11/13/21	at Temple	21	129	2	W

Ta'Zhawn Henry (1)					
Date	Opponent	Att.	Yards	TD	W/L
11/6/21	at USF	10	130	1	W

GAMES WITH A RUSHING TD

Player	'16	'17	'18	'19	'20	'21	Career
Mulbah Car	2	4	2	2	1		11
Clayton Tune			1	2	3	2	8
Alton McCaskill						9	9
Ta'Zhawn Henry						6	6
Chandler Smith						2	4
Kelán Walker			1				1

GAMES WITH MULTIPLE RUSHING TDS

Player	'16	'17	'18	'19	'20	'21	Career
Alton McCaskill						5	5
Mulbah Car		1		1	1		3
Chandler Smith			1				1
Clayton Tune					1		1
Ta'Zhawn Henry						1	1

100+ RECEIVING YARD GAMES

Nathaniel Dell (6)					
Date	Opponent	Rec.	Yards	TD	W/L
12/24/20	vs. Hawaii	6	112	1	L
9/18/21	Grambling	8	134	2	W
10/31/21	SMU	9	165	3	W
11/6/21	at USF	8	164	1	W
11/19/21	Memphis	7	100	1	W
12/4/21	at Cincinnati	9	152	1	L

Jeremy Singleton (3)					
Date	Opponent	Rec.	Yards	TD	W/L
10/27/18	USF	5	125	1	W
10/19/19	at UConn	3	120	1	W
11/27/21	at UConn	5	100	1	W

KeSean Carter (1)					
Date	Opponent	Rec.	Yards	TD	W/L
11/6/21	at USF	6	123	0	W

Jake Herslow (1)					
Date	Opponent	Rec.	Yards	TD	W/L
11/27/21	at UConn	5	111	1	W

GAMES WITH A RECEIVING TD

Player	'16	'17	'18	'19	'20	'21	Career
Jeremy Singleton			2	3		4	9
Nathaniel Dell					2	7	9
Christian Trahan			1	1		2	4
Seth Green						3	3
Jake Herslow						3	3
KeAndre Street					1		1
Alton McCaskill						1	1
Jaylen Erwin						1	1
KeSean Carter						1	1

CONSECUTIVE GAMES WITH A CATCH

Player	Current Streak	Long
Nathaniel Dell	21	21
Christian Trahan	--	16
Jake Herslow	13	13
KeSean Carter	9	9
Seth Green	1	2
Ta'Zhawn Henry	--	8
Jeremy Singleton	3	17
Alton McCaskill	--	3
Jaylen Erwin	--	12
Kelán Walker	1	1
Peyton Sawyer	2	2
Parker Eichenberger	2	2
Marcus Jones	--	2
Mulbah Car	--	4
Cole McGowan	--	1
Shane Creamer	--	2

DEFENSIVE NOTES

AT A GLANCE

» Houston returned nine starters from last year's team on defense and put up another strong season in 2021 under first-year defensive coordinator **Doug Belk**.

» Houston ranked seventh in scoring defense in The American last season (allowing 30.0 points per game). The Cougars finished fourth in the league in total defense, giving up 398.5 yards per game.

» All three defensive groups have experienced depth, led by linebacker **Deontay Anderson** and the cornerback duo of **Marcus Jones** and **Damarion Williams**.

» Up front, Houston's depth has been a key as pass-rushing threats **David Anenih** and **Derek Parish** return. The linebacking corps brings back six players, who have seen significant action in their careers including Anderson and **Donavan Mutin**.

» For the second straight year, the Cougars return a wealth of experience in the secondary. Jones and Williams are two of The American's top cover corners, while **Hasaan Hypolite** and **Thabo Mwaniki** return after making an impact in their first year at Houston.

DEFENSIVE LINE (8 lettermen returning)

» Despite losing all-conference selection Payton Turner, defensive line coach **Brian Early** returns his most experienced unit during his three seasons at Houston. Anenih and Parish give the Cougars a dynamic duo on the edge, while defensive tackle **Logan Hall** is a two-year starter and enjoyed a productive 2020 season. Iowa State transfer **Latrell Bankston** has also maintained a role in the interior of UH's defensive line.

Anenih appeared in all eight games, making seven starts in 2020. He posted 17 tackles and 6.5 tackles for loss while finishing second on the team and ranked fifth in The American with 4.5 sacks. He enters 2021 with 15.5 career sacks.

Hall appeared in eight games, making seven starts on Houston's defensive line in 2020. He recorded 23 tackles (nine solo), 2.0 tackles for loss and one sack. He also had career-high six stops against USF (Nov. 14).

**Derek Parish** appeared in all eight games including making five starts in 2020 including starting at three different positions (defensive end, linebacker and fullback). He produced 25 tackles including 11 solo stops and finished third on team with 5.5 tackles for loss. Parish was also third on team with 3.5 sacks.

LINEBACKER (7 lettermen returning)

» With four key returners back from 2020, UH's linebacking corps has been a strength in 2021. Anderson moved to linebacker full-time in 2021 and owns 30 career starts at



**Deontay Anderson** returns for his fourth season at Houston and will look to play a key role this season at linebacker.

DEFENSIVE NOTES

UH entering 2021. The Cougars also return Mutin, who made 15 career starts entering 2021. UH returns the services of **Jordan Carmouche**, **Mannie Nunnery**, **Malik Robinson** and **JoVanni Stewart**, who all saw key action in 2020.

Anderson started six games at safety and linebacker in 2020. He recorded 26 tackles (14 solo), 1.0 tackle for loss and three pass break-ups.

Mutin started first three games of season before missing final five games due to injury. He registered 22 tackles, two tackles for loss, one sack in three games.

Carmouche appeared in seven games and recorded four starts at MIKE linebacker in 2020. He recorded 12 tackles and 1.0 tackle for loss and logged three tackles in first career start vs. UCF (Oct. 31) and had four tackles at Cincinnati (Nov. 7).

Nunnery appeared in all eight games and made one start, coming at linebacker against USF (Nov. 14) in 2020. He contributed 15 tackles including 11 solo stops while registering 2.5 tackles for loss and 1.5 sacks. He posted a career-high eight tackles against USF.

Robinson appeared in four of the final five games of 2020. He contributed nine tackles, including seven solo stops including adding one tackle for loss and a forced fumble. He had a season-best four tackles against UCF (Oct. 31) and matched season best with four tackles against Hawai'i alongside one forced fumble at the New Mexico Bowl (Dec. 24).

**DEFENSIVE BACKS (9 lettermen returning)**

» The UH secondary remains virtually intact from 2020, with 10 members who saw the field back for 2021 (combined for 28 starts last year in eight games). Williams has made 19 career starts at cornerback and logged 27 tackles and a team-high seven pass deflections, while Jones was named an All-American by PFF at the position and made seven starts a year ago. At safety, four players return who have seen significant action at the position: **Hasaan Hypolite**, **Thabo Mwaniki**, **Gervarrius Owens** and **Gleson Sprewell**. **David Rowe** joined the Cougars in the offseason as cornerbacks coach.

Williams started all eight games for Houston at cornerback and was tabbed American Athletic Conference honorable mention all-conference. He contributed 27 tackles and team-best seven pass breakups and owns 19 career starts.

Jones earned first-team All-America honors from the FWAA, Phil Steele Magazine and CBS/247Sports as a punt returner and was also a fourth-team All-American by Pro Football Focus as a cornerback.

Hypolite appeared in eight games and made five starts at safety in 2020. He was third on the team with 30 tackles (17 solo).

**Shaun Lewis** played in seven of Houston's eight games in 2020. He earned the start at cornerback against No. 14 BYU (Oct. 16) and registered four tackles and two pass breakups on the season.

Mwaniki appeared in all eight games and made three starts at free safety, coming in the final three contests in 2020. He finished second on the team with 33 tackles.

Owens played in all eight games including making five starts at free safety. He finished fourth on the team with 28 tackles including a pair of tackles for loss alongside two pass breakups.

SPECIAL TEAMS NOTES



**Dalton Witherspoon** is third in UH history with 50 career made field goals.

**AT A GLANCE**

» For the second straight year, special teams was a strong point for Houston in 2020. Under special teams coordinator **Mark Scott**, Houston ranked second in the FBS in punt return defense and Jones was selected as an All-American as a return specialist. **Dalton Witherspoon** returns as the Cougars' placekicker for the fourth straight season and ranks sixth in UH history with 35 made field goals. **Laine Wilkins** returns for his sophomore season after a solid debut as the Cougars' punter.

**PLACEKICKER**

» Witherspoon, Houston's starting place kicker who appeared in seven of eight games in 2020, hit 8-of-10 field goals and all 20 extra-point attempts while contributing a team-best 44 points. He made three field goals including tying the school record with a 53-yard field goal at Navy (Oct. 24). Witherspoon also added a 45-yard field goal against Navy. His 35 career field goals rank sixth in Houston history and his 132 consecutive PATs ranked as the third-longest streak in the AAC entering the season. Entering 2021, Witherspoon boasted 237 career points, ranking fourth in kick scoring and eighth in overall scoring.

**PUNTER**

» Wilkins appeared in eight games as Houston's punter in 2020. He booted the ball 38 times for 1,583 yards, coming to an average of 41.7 yards per punt. His punting average ranked 18th in Houston single-season history. Wilkins did not allow a positive punt return, helping the Cougars rank second nationally with -1.25 yards per return.

**RETURN**

» Jones recorded five kickoff returns for 102 yards (20.4 average) in 2020. He entered 2021 with three career kickoff touchdowns. He earned first-team All-America honors from the FWAA, Phil Steele Magazine and CBS/247Sports as a punt returner in 2020. Jones led the FBS and The American in punt return average (19.8) on 17 returns for 337 yards and one touchdown. He also led the FBS in punt return yards (337). Jones was the only player in the FBS to have two games with at least 100 punt return yards.



**CB MARCUS JONES**

**19.8**

Nation's top punt return average during the 2020 season

FBS leader in punt return yards during the 2020 season

**337**

Only player in the FBS to have two games with at least 100 punt return yards in 2020

**100**

**1**

First Houston player to record a punt return touchdown inside TDECU Stadium (72 yards, vs. USF, 2020)

**2021 AT A GLANCE**

- » Phil Steele Preseason All-American (punt returner)
- » Walter Camp Preseason First-Team All-American (kick returner)

**2020 AT A GLANCE**

- » Earned first-team All-America honors from the FWAA, Phil Steele Magazine and CBS/24/7Sports (punt returner)
- » Named to The American's All-Conference First Team as a return specialist
- » Led the FBS and The American in punt return average (19.8) on 17 returns for 337 yards and one touchdown
- » Ranked fourth in Houston single-season history in punt return yards and punt return average
- » Also led the FBS in punt return yards (337)

» Made seven starts at cornerback, finishing with 24 tackles (18 solo), 2.0 tackles for loss, one interception and five pass breakups

» 72-yard punt return against USF (Nov. 14) and finished with four punt returns for 145 yards (36.3) along with one tackle

**2019 AT A GLANCE**

- » Redshirted after transferring from Troy

**AT TROY**

- » Became Troy's second All-American since moving to the FBS level as a true freshman in 2018 when named to Phil Steele's All-America Third Team as a kick returner
- » Named to the ESPN and FWAA Freshman All-America Teams and Sun Belt Conference Freshman of the Year
- » Set the Troy single-season record and tied the Troy career record with three kickoff returns touchdowns
- » Tied the NCAA record with two kick return touchdowns in a game against Coastal Carolina
- » Added a 99-yard return for a touchdown in Troy's Sun Belt title-clinching win at Arkansas State
- » Picked off a fourth-quarter pass and recorded a career-high eight tackles in Troy's win at No. 22 LSU, which snapped the Tigers' 49-game non-conference home winning streak

**HIGH SCHOOL**

- » Three-star recruit by ESPN and Rivals
- » Alabama Sports Writers Association 7A All-State First Team as a senior
- » Helped lead Enterprise to an 11-2 record and a berth in the second round of the Alabama 7A Playoffs
- » Named to the AL.com Super All-State Team as senior

**SINCE 2013 (ENTERING SEASON)**

**INTERCEPTIONS**

Rank	Team	Interceptions
1.	Clemson	125
2.	Louisiana Tech	124
3.	San Diego State	121
4.	Ohio State	120
5.	Alabama	119
6.	Iowa	118
7.	<b>Houston</b>	<b>112</b>
	Northwestern	112
9.	Oregon	109
	Florida	109
	TCU	109

**TURNOVERS FORCED**

Rank	Team	Turnovers Forced
1.	Clemson	203
2.	Louisiana Tech	198
3.	Ohio State	196
4.	UCF	196
5.	Memphis	191
6.	Alabama	190
	<b>Houston</b>	<b>190</b>
8.	Miami (Fla.)	186
9.	Washington	185
10.	Utah	184

**ACTIVE CAREER LEADERS (ENTERING 2021)**

**TACKLES**

Rank	Player, Class	Tackles
1.	Deontay Anderson, Sr.	146
2.	Gleson Sprewell, Sr.	112
3.	Donavan Mutin, Jr.	90
4.	Derek Parish, Jr.	84
5.	Gervarrius Owens, Jr.	82

**TACKLES FOR LOSS**

Rank	Player, Class	TFL
1.	David Anenih, Sr.	22.0
2.	Derek Parish, Jr.	13.0
3.	Logan Hall, Jr.	7.0
4.	Deontay Anderson, Sr.	6.5
5.	Donavan Mutin, Jr.	6.5

**SACKS**

Rank	Player, Class	Sacks
1.	David Anenih, Sr.	15.5
2.	Derek Parish, Jr.	7.0
3.	Atlas Bell, Jr.	1.5
4.	Nelson Ceaser, R-Fr.	1.5
	D'Anthony Jones, Jr.	1.5

**INTERCEPTIONS**

Rank	Player, Class	INT
1.	Gleson Sprewell, Sr.	4
2.	Deontay Anderson, Sr.	1
	Marcus Jones, Jr.	1
	Thabo Mwaniki, Jr.	1
	Damarion Williams, Sr.	1

POSTSEASON HONORS

**DAVID ANENIH, SR., DL**

- » The American First-Team All-Conference
- » Dave Campbell All-State Second Team

**NATHANIEL DELL, SO., WR**

- » The American First-Team All-Conference
- » Dave Campbell All-State First Team

**LOGAN HALL, JR., DL**

- » The American First-Team All-Conference
- » Dave Campbell All-State First Team

**MARCUS JONES, SR., CB**

- » 2021 Paul Hornung Award Winner
- » ESPN First-Team All-America (kick return)
- » CBS Sports First-Team All-America (all purpose)
- » CBS Sports Second-Team All-America (cornerback)
- » CBS Sports Second-Team All-America (punt return)
- » FWAA All-America First Team (returner specialist)
- » Sporting News First-Team All-America (returner)
- » The Athletic First-Team All-America (all purpose)
- » AP First-Team All-America (defensive back)
- » Senior Bowl All-America (defensive back)
- » Senior Bowl All-America (kick return)
- » Walter Camp Second-Team All-America Defense (kick return)
- » The American Conference Special Teams Player of the Year
- » The American First Team All-Conference (return specialist)
- » The American Second Team All-Conference (cornerback)
- » Dave Campbell All-State First Team (cornerback)
- » Dave Campbell All-State First Team (returner)
- » Dave Campbell's Top Special Teams Player

**ALTON MCCASKILL, FR., RB**

- » The American Conference Rookie of the Year
- » The Athletic Freshman All-America Second Team
- » Dave Campbell Offensive Freshman of the Year
- » The American Second-Team All-Conference

**DONAVAN MUTIN, JR., LB**

- » The American Second-Team All-Conference

**DEREK PARISH, JR., DL/FB**

- » The American Second-Team All-Conference

**PATRICK PAUL, R-FR., OL**

- » The American First-Team All-Conference
- » Dave Campbell All-State First Team

**GERVARRIUS OWENS, JR., S**

- » The American First-Team All-Conference
- » Dave Campbell All-State First Team

**KODY RUSSEY, SR., OL**

- » The American Second-Team All-Conference
- » Dave Campbell All-State Second Team

**CLAYTON TUNE, JR., QB**

- » Dave Campbell All-State Second Team
- » Earl Campbell Tyler Rose Award Semifinalist

**LAINIE WILKINS, P, FR.**

- » The American Honorable Mention All-Conference

#NFLCOOGS

Name	Pos.	NFL Team
Matthew Adams	LB	Indianapolis Colts
Kyle Allen	QB	Washington Football Team
Tyus Bowser	LB	Baltimore Ravens
Emeke Egbule	LB	Los Angeles Chargers
William Jackson III	CB	Washington Football Team
Braylon Jones^	OL	Dallas Cowboys
Josh Jones	OL	Arizona Cardinals
Case Keenum	QB	Cleveland Browns
Ed Oliver	DL	Buffalo Bills
Elandon Roberts	LB	Miami
Marquez Stevenson#	WR	Buffalo Bills
Grant Stuard	LB	Tampa Bay Buccaneers
Payton Turner#	DE	New Orleans Saints
Greg Ward Jr.	WR	Philadelphia Eagles
Brandon Wilson	S	Cincinnati Bengals

# - Reserve/Physically Unable to Perform & - Reserve/Suspended by Commissioner | @ - Reserve/Non-Football Injury | ^ - Practice Squad  
% - Voluntary Opt-Out

NUMERICAL ROSTER			ALPHABETICAL ROSTER						
NO	NAME	POS	No. Player	Pos.	Ht.	Wt.	Yr.	Hometown (Previous School)	
0	Derek Parish***	DL/FB	50	Hakeem Ajjolaiya	DL	6-2	320	R-Fr.	Katy, Texas (Tompkins HS)
1	Nathaniel Dell*	WR	2	Deontay Anderson**	S	6-2	225	Sr.	Houston, Texas (Ole Miss)
2	Deontay Anderson****	LB	12	David Anenih***	DL	6-3	240	Sr.	Arlington, Texas (Mansfield Timberview HS)
3	Donavan Mutin**	LB	54	Joshua Atkins	OL	6-4	315	Fr.	Mansfield, Texas (Mansfield Timber HS)
3	Clayton Tune***	QB	56	Latrell Bankston	DL	6-0	295	Jr.	Woodstock, Ga. (Iowa State)
4	Ta'Zhawn Henry	RB	64	Dennis Bardwell**	OL	6-7	310	Sr.	Huffman, Texas (Hargrave HS)
5	Hasaan Hypolite*	S	41	Bubba Baxa	K	6-0	210	Jr.	Pasadena, Texas (Miami)
6	Damarion Williams**	CB	99	Justin Beadles	DL	6-5	240	Fr.	Tyrone, Ga. (Virginia Tech)
8	Marcus Jones*	CB	46	Davis Beal	LS	6-0	205	R-Fr.	Austin, Texas (Vandegriff HS)
8	Chandler Smith***	RB	93	Atlas Bell	DL	6-1	260	Jr.	New Orleans, La. (Iowa Western CC)
9	JoVanni Stewart*	LB	70	Jordan Boatman	OL	6-6	310	Jr.	The Woodlands, Texas (College Park HS)
10	Sofian Massoud	QB	53	Derek Bowman	OL	6-5	280	Fr.	Magnolia, Texas (Magnolia HS)
10	Chidozie Nwankwo*	DL	20	Antonio Brooks	S	5-11	192	So.	Missouri City, Texas (Kilgore College)
12	David Anenih****	DL	82	Matt Byrnes	TE	6-6	235	Fr.	Chicago, Ill. (Iowa Western CC)
12	Ke'Andre Street	IR	34	Mulbah Car****	RB	5-11	215	Sr.	Austin, Texas (John H. Reagan HS)
13	Jeremy Singleton*	WR	40	Jordan Carmouche*	LB	6-2	230	Jr.	Manvel, Texas (Navarro JC)
13	Sedrick Williams	DL	20	KeSean Carter	WR	5-11	190	Jr.	The Woodlands, Texas (Texas Tech)
14	Ike Ogbogu	QB	96	Nelson Ceaser	DL	6-3	245	R-Fr.	Missouri City, Texas (Ridge Point HS)
14	Mannie Nunnery	LB	88	Shane Creamer	TE	6-3	230	Sr.	Del Rio, Texas (Del Rio HS)
15	Jaylen Erwin	WR	52	Almarion Crim	OL	6-3	310	Fr.	Adamsville, Ala. (Minor HS)
15	Mark Wilson	S	37	Deondre Dansby	S	5-8	170	R-Fr.	Dallas, Texas (South Oak Cliff HS)
16	Holman Edwards	QB	1	Nathaniel Dell*	WR	5-10	155	So.	Daytona Beach, Fla. (Independence CC)
16	Jayce Rogers*	CB	29	Dylan Dixon	CB	5-6	175	R-Fr.	Houston, Texas (St. Thomas HS)
17	Seth Green	TE	30	Alexander Duke	DL	6-2	235	Jr.	Bellaire, Texas (Bellaire HS)
19	C.J. Guidry	WR	81	Darius Edmonds	IR	6-4	205	Fr.	Humble, Texas (Atascocita HS)
19	Alex Hogan	CB	16	Holman Edwards	QB	6-3	210	So.	French Camp, Miss. (East Central CC)
20	Antonio Brooks	S	89	Parker Eichenberger*	TE	6-3	225	Sr.	Katy, Texas (Katy HS)
20	KeSean Carter	WR	35	Jalen Emery	CB	5-9	170	Fr.	Pearland, Texas (Shadow Creek HS)
21	Gleson Sprewell*	S	15	Jaylen Erwin	WR	5-11	175	Sr.	Charlotte, N.C. (UCLA)
21	Stacey Sneed	RB	63	James Faminu	OL	6-6	320	Fr.	London, England (London Academy)
22	Alton McCaskill	RB	75	Jack Freeman*	OL	6-3	290	So.	Midlothian, Texas (Heritage HS)
22	Laine Wilkins*	P	43	James Fullbright III	RB	5-6	200	R-Fr.	Waco, Texas (Midway HS)
23	Cooper LaFebre	QB	25	Anthony Gangi	WR	5-10	180	R-Fr.	Long Island, N.Y. (American Heritage HS)
23	Art Green	CB	51	Jalen Garner	LB	6-1	210	Fr.	Norcross, Ga. (Norcross HS)
24	Malik Robinson	LB	56	Jacob Garza	K	6-3	210	Fr.	Corpus Christi, Texas (Veterans Memorial HS)
25	Anthony Gangi	WR	57	Gavin Gately	LS	6-5	245	So.	Milwaukie, Ore. (College of the Siskiyous)
25	D.J. Small*	CB	26	Elijah Gooden**	SAM	6-1	215	Jr.	Boling, Texas (Boling HS)
26	Elijah Gooden**	LB	80	Dekalen Goodson	TE	6-2	240	So.	Tyler, Texas (John Tyler HS)
27	Amaud Willis-Dalton*	LB	23	Art Green	CB	6-2	200	Jr.	Chesterfield, Mo. (Hutchinson CC)
28	Thabo Mwaniki*	S	17	Seth Green	TE	6-4	240	Sr.	Woodbury, Minn. (Minnesota)
28	Dante Wynn	CB	34	Demarcus Griffin-Taylor	CB	5-9	170	So.	Riverside, Calif. (Independence CC)
29	Kelan Walker*	RB	19	C.J. Guidry	WR	5-9	175	Fr.	Pearland, Texas (Shadow Creek HS)
29	Dylan Dixon	CB	42	Noah Guzman	S	5-10	200	Jr.	Whittier, Calif. (Bishop Amat HS)
30	Alexander Duke*	DL	92	Logan Hall****	DL	6-6	275	Jr.	Belton, Texas (Belton HS)
31	Ja'Kori Morgan	IR	4	Ta'Zhawn Henry	RB	5-7	170	Jr.	Houston, Texas (Texas Tech)
31	William White	S	87	Jake Herslow	WR	6-0	176	Sr.	Virginia Beach, Va. (Old Dominion)
32	Gervarius Owens**	S	19	Alex Hogan	CB	5-11	190	Jr.	Houston, Texas (Texas Tech)
33	Garrison Vaughn	S	5	Hasaan Hypolite*	S	5-11	210	So.	Fresno, Texas (Colorado)
33	Cash Walker	WR	49	Oliver Jack	LB	6-1	240	Fr.	Houston, Texas (Lamar HS)
34	Mulbah Car****	RB	72	Tank Jenkins	OL	6-3	320	So.	Montgomery, Ala. (Texas A&M)
34	Demarcus Griffin-Taylor	CB	61	Benil Johnson	OL	6-3	290	So.	Houston, Texas (Texas A&M-Commerce)
35	Jalen Emery	CB	73	Cam'Ron Johnson	OL	6-4	305	R-Fr.	Houston, Texas (Shadow Creek HS)
35	Jamel Starks	RB	44	D'Anthony Jones	DL	6-2	285	Jr.	Lawndale, Calif. (Long Beach City College)
36	Mike Welch	S	8	Marcus Jones	CB	5-8	185	Sr.	Enterprise, Ala. (Troy)
37	Deondre Dansby	S	23	Cooper LaFebre	QB	5-10	175	Fr.	Lubbock, Texas (Lubbock Cooper HS)
38	Theron Stroops	CB	94	Garfield Lawrence	DL	6-4	260	Fr.	Tyler, Texas (Tyler Legacy HS)
39	Shaun Lewis***	CB	39	Shaun Lewis**	CB	6-0	180	Jr.	Houston, Texas (Westfield HS)
40	Jordan Carmouche**	LB	41	T.J. Marshall	LB	6-1	195	Fr.	Pearland, Texas (Shadow Creek HS)
41	Bubba Baxa*	K	10	Sofian Massoud	QB	6-1	185	Fr.	Katy, Texas (Cy Lakes HS)
41	T.J. Marshall	LB	22	Alton McCaskill	RB	6-1	210	Fr.	Conroe, Texas (Oak Ridge HS)
42	Noah Guzman	S	84	Cole McGowan*	WR	6-0	190	Sr.	Magnolia, Texas (Magnolia HS)

NUMERICAL ROSTER			ALPHABETICAL ROSTER						
NO	NAME	POS	No. Player	Pos.	Ht.	Wt.	Yr.	Hometown (Previous School)	
43	James Fulbright III	RB	48	Caleb Mendez	K	5-10	187	Fr.	Pearland, Texas (Pearland HS)
44	D'Anthony Jones	DL	31	Ja'Kori Morgan	IR	6-2	215	So.	Houston, Texas (Clear Lake HS)
46	Davis Beal	LS	77	Keenan Murphy***	OL	6-3	290	Sr.	Crosby, Texas (Crosby HS)
47	Dalton Witherspoon***	K	3	Donavan Mutin**	LB	6-0	230	Jr.	Spring, Texas (Klein Collins HS)
48	Caleb Mendez	K	28	Thabo Mwaniki*	S	5-11	190	Jr.	Denton, Texas (Oklahoma State)
49	Oliver Jack	LB	95	Jamykal Neal*	DL	6-1	315	Jr.	Charlotte, N.C. (Hutchinson CC)
50	Hakeem Ajijolaiya	DL	58	Ugonna Nnanna	OL	6-4	285	Fr.	Seguin, Texas (Arlington, Texas)
51	Jalen Garner	LB	14	Mannie Nunnery	S	6-2	225	R-Fr.	Pearland, Texas (Shadow Creek HS)
51	Kyle Ramsey*	K	10	Chizdozie Nwankwo	DL	5-11	293	Fr.	Richmond, Texas (Foster HS)
52	Almarion Crim	OL	14	Ike Ogbogu	QB	6-1	210	Jr.	San Jose, Calif. (Bellarmine College Prep)
52	Ken Savannah	LB	54	Blake Okoye	LB	6-2	205	Fr.	Spring, Texas (Klein Collins HS)
53	Derek Bowman	OL	32	Gervarrius Owens**	S	6-0	200	Jr.	Moore, Okla. (NE Oklahoma A&M)
54	Joshua Atkins	OL	0	Derek Parish***	DL/FB	6-2	245	Jr.	Pearland, Texas (Pearland HS)
54	Blake Okoye	LB	76	Patrick Paul	OL	6-7	315	R-Fr.	Houston, Texas (Jersey Village HS)
56	Latrell Bankston	DL	51	Kyle Ramsey*	K	6-3	180	So.	Missouri City, Texas (Ridge Point HS)
56	Jacob Garza	LS	82	Dylan Robinson	WR	6-1	190	Fr.	Humble, Texas (Atascocita HS)
57	Gavin Gately	LS	24	Malik Robinson	LB	6-0	225	Jr.	Snellville, Ga. (Fort Scott CC)
58	Ugonna Nnanna	OL	16	Jayce Rogers	CB	5-8	175	Jr.	Valdosta, Ga. (Northwest Mississippi CC)
59	Carson Walker	OL	65	Kody Russey	OL	6-2	292	Sr.	Burleson, Texas (Louisiana Tech)
60	Trevonte Sylvester	OL	52	Ken Savannah	LB	5-11	220	R-Fr.	Stafford, Texas (Stafford HS)
61	Benil Johnson	OL	83	Peyton Sawyer	WR	5-11	173	So.	League City, Texas (Clear Spring HS)
63	James Faminu	OL	13	Jeremy Singleton**	WR	6-0	185	Jr.	New Orleans, La. (Brother Martin HS)
64	Dennis Bardwell***	OL	25	D.J. Small	CB	5-10	185	Jr.	Dickinson, Texas (Dickinson HS)
65	Kody Russey	OL	8	Chandler Smith*	RB	5-6	184	Sr.	Spring, Texas (Oak Ridge HS)
70	Jordan Boatman*	OL	21	Stacey Sneed	RB	5-11	175	Fr.	Arlington, Texas (Mansfield Timbeview HS)
72	Tank Jenkins	OL	21	Gleson Sprewell*	S	6-2	195	Sr.	Surprise, Ariz. (Mesa CC)
73	Cam'Ron Johnson	OL	35	Jamel Starks	RB	5-10	187	Fr.	Decatur, Ga. (Louisville)
74	Reuben Unije*	OL	9	JoVanni Stewart*	LB	5-9	190	Sr.	Katy, Texas (West Virginia)
75	Jack Freeman*	OL	12	Ke'Andre Street	IR	6-3	200	R-Fr.	Tyler, Texas (John Tyler HS)
76	Patrick Paul	OL	38	Theron Stroops	CB	6-1	190	Fr.	Lancaster, Texas (Lancaster HS)
77	Keenan Murphy***	OL	60	Trevonte Sylvester	OL	6-5	270	Fr.	Breaux Bridge, La. (Breaux Bridge HS)
79	Chayse Todd	OL	98	Rafal Szymanski	DL	6-4	235	Fr.	Olsztyn, Poland (New Mexico Military Institute)
80	Dekalen Goodson	TE	79	Chayse Todd	OL	6-2	300	R-Fr.	Crosby, Texas (Crosby HS)
81	Darius Edmonds	IR	85	Christian Trahan***	TE	6-3	245	Jr.	Sulphur, La. (Sulphur HS)
82	Matt Byrnes	TE	3	Clayton Tune***	QB	6-3	215	Jr.	Carrollton, Texas (Hebron HS)
82	Dylan Robinson	WR	74	Reuben Unije*	OL	6-5	305	R-So.	Bradenton, Fla. (Coahoma CC)
83	Peyton Sawyer	WR	33	Garrison Vaughn*	S	6-2	198	So.	Belton, Texas (Belton HS)
84	Cole McGowan**	WR	86	Khiyon Wafer	WR	6-1	180	Fr.	Frisco, Texas (Independence HS)
85	Christian Trahan***	TE	59	Carson Walker	OL	6-4	315	Fr.	Midlothian, Texas (Heritage HS)
86	Khiyon Wafer	WR	33	Cash Walker	WR	5-11	175	Fr.	Argyle, Texas (Argyle HS)
87	Jake Herslow	WR	29	Kelan Walker	RB	5-11	225	So.	DeSoto, Texas (DeSoto HS)
88	Shane Creamer**	TE	36	Mike Welch	S	5-10	190	Fr.	Dickinson, Texas (Dickinson HS)
89	Parker Eichenberger**	TE	31	William White	S	6-0	180	Fr.	Carrollton, Texas (Hebron HS)
92	Logan Hall***	DL	22	Laine Wilkins*	P	6-2	210	Fr.	Perth, Australia (Prokick Australia)
93	Atlas Bell*	DL	6	Damarion Williams**	CB	5-11	180	Sr.	Atlanta, Ga. (Highland CC)
94	Garfield Lawrence	DL	13	Sedrick Williams	DL	6-1	275	Jr.	Houma, La. (Kilgore College)
95	Jamykal Neal*	DL	27	Amaud Willis-Dalton*	LB	6-1	200	Jr.	Cypress, Texas (Cypress Ranch HS)
96	Nelson Ceaser	DL	15	Mark Wilson	S	6-0	170	Fr.	Houston, Texas (Clear Lake HS)
98	Rafal Szymanski	DL	47	Dalton Witherspoon***	K	5-9	175	Sr.	Moore, Okla. (NE Oklahoma A&M)
99	Justin Beadles	DL	28	Dante Wynn	CB	6-0	175	Fr.	Nashville, Tenn. (Ensworth HS)

PRONUNCIATION GUIDE

Hakeem AJIJOLAIYA ..... Ah-jji-o-laya	SOFIAN MASSOUD ..... So-Fee-an Ma-Sued	Blake OKOYE..... Oh-Koy-yay	DAMARION Williams..... Duh-marion
DEONTAY Anderson ..... Dee-on-tay	JA'KORI Morgan ..... Ja-Corey	GLESON Sprewell..... Glee-son	
David ANENIH..... uh-Ninny	Donavan MUTIN ..... mutan (mutant)	THERON Stroops ..... Tha-ron	
MULBAH Car ..... Mull-Buh	THABO MWANIKI ..... Tav-bo Mwah-nee-kee	RAFAL SZYMANSKI ..... Ra-fall Zuh-man-Skee	
Jordan CARMOUCHE ..... Car-Mooch	UGONNA NNANNA ..... You-Gone-Uh Naan-uh	Christian TRAHAN..... Tray-han	
Parker EICHENBERGER ..... Ike-In-Burger	Mannie NUNNERY ..... Nun-er-ree	Reuben UNIJE..... UN-nee-jee	
DEKALEN Goodson ..... Duh-Kalen	CHIDOZIE NWANKWO ..... Chi-Doz-ee Nwah-Co	KHIYON Wafer..... Chi-yon	
TAZHAWN Henry..... Tay-Zon	Ike OGBOGU..... Oh-bog-you	KELAN Walker..... Ke-lin	

DEPTH CHART (BASED ON LAST GAME)

OFFENSE

<b>WR</b>	87	Jake Herslow (6-0, 176, Sr.)
	12	Ke'Andre Street (6-3, 200, R-Fr.)
<b>WR</b>	13	Jeremy Singleton (6-0, 185, Jr.)
	15	Jaylen Erwin (5-11, 175 Sr.)
<b>LT</b>	76	Patrick Paul (6-7, 315, R-Fr.)
	58	Ugonna Nnanna (6-4, 285, Fr.)
<b>LG</b>	77	Keenan Murphy (6-3, 290, Sr.)
	73	Cam'Ron Johnson (6-4, 305, R-Fr.)
<b>C</b>	65	Kody Russey (6-2, 292, Sr.)
	75	Jack Freeman (6-3, 295, So.)
<b>RG</b>	72	Tank Jenkins (6-3, 320, So.)
	71	Max Banes (6-5, 310, So.)
<b>RT</b>	64	Dennis Bardwell (6-6, 305, Sr.)
	70	Jordan Boatman (6-6, 310, Jr.)
<b>WR</b>	1	Nathaniel Dell (5-10, 155, So.)
	84	Cole McGowan (5-11, 187, Sr.)
<b>TE</b>	85	Christian Trahan (6-3, 245, Jr.)
	17	Seth Green (6-4, 240, Sr.)
<b>QB</b>	3	Clayton Tune (6-3, 215, Jr.)
	14	Ike Ogbogu (6-1, 210, Jr.)
<b>RB</b>	22	Alton McCaskill (6-1, 210, Fr.)
	4	Ta'Zhawn Henry (5-7, 170, Jr.)

DEFENSE

<b>BANDIT</b>	0	Derek Parish (6-2, 245, Jr.)
	96	Nelson Ceaser (6-3, 245, R-Fr.)
<b>DT</b>	93	Atlas Bell (6-1, 260, Jr.)
	13	Sedrick Williams (6-1, 275, Jr.)
<b>NG</b>	10	Chidozie Nwankwo (5-11, 293, Fr.)
	95	Jamykal Neal (6-1, 315, Jr.)
<b>DE</b>	12	David Anenih (6-3, 249, Sr.)
	44	D'Anthony Jones (6-2, 285, Jr.)
<b>WILL</b>	2	Deontay Anderson (6-2, 230, Sr.)
	14	Mannie Nunnery (6-2, 225, R-Fr.)
<b>MIKE</b>	3	Donavan Mutin (6-0, 230, Jr.)
	24	Malik Robinson (6-0, 225, Jr.)
<b>NB</b>	9	JoVanni Stewart (5-9, 190, Sr.)
	27	Amaud Willis-Dalton (6-1, 200, Jr.)
<b>CB</b>	23	Art Green (6-2, 200, Jr.)
	19	Alex Hogan (5-11, 190, Jr.)
<b>FS</b>	32	Gervarius Owens (6-0, 200, Jr.)
	28	Thabo Mwaniki (5-11, 190, Jr.)
<b>BS</b>	5	Hasaan Hypolite (5-11, 210, So.)
	21	Gleson Sprewell (6-2, 195, Sr.)
<b>CB</b>	6	Damarion Williams (5-11, 180, Sr.)
	16	Jayce Rogers (5-8, 175, Jr.)

SPECIALISTS

<b>K</b>	47	Dalton Witherspoon (5-9, 170, Sr.)
	41	Bubba Baxa (6-0, 215, Jr.)
<b>P</b>	22	Laine Wilkins (6-2, 210, Fr.)
	47	Dalton Witherspoon (5-9, 170, Sr.)
<b>KOS</b>	41	Bubba Baxa (6-0, 215, Jr.)
	47	Dalton Witherspoon (5-9, 170, Sr.)
	51	Kyle Ramsey (6-3, 180, So.)

<b>KR</b>	1	Nathaniel Dell (5-10, 155, So.)
	-or- 6	Damarion Williams (5-11, 180, Sr.)
<b>PR</b>	1	Nathaniel Dell (5-10, 155, So.)
	-or- 6	Damarion Williams (5-11, 180, Sr.)
<b>LS</b>	57	Gavin Gately (6-5, 245, So.)
	56	Jacob Garza (6-3, 200, Fr.)
<b>H</b>	22	Laine Wilkins (6-2, 210, Fr.)
	46	Davis Beal (6-0, 205, R-Fr.)

**DANA HOLGORSEN FILE**

<b>Hometown</b>	Mount Pleasant, Iowa
<b>Children</b>	Logan, McClayne, Karlyn
<b>High School</b>	Mount Pleasant Community High School, 1989
<b>College</b>	Iowa Wesleyan, 1993

**COACHING HISTORY**

Year	School	Position
2019-	Houston	Head Coach
2011-18	West Virginia	Head Coach
2010	Oklahoma State	Off. Coordinator/QBs
2008-09	Houston	Off. Coordinator/QB
2005-07	Texas Tech	Co-OC/Inside WRs
2004-07	Texas Tech	Inside WRs
1999	Wingate	Quarterbacks/Wide Receivers
1996-98	Mississippi College	Quarterbacks/Wide Receivers/ST
1993-95	Valdosta State	Quarterbacks/Wide Receivers/ST

**RECORD AGAINST OPPONENTS**

Opponent	W	L	PCT.
Alabama	0	1	.000
Arizona State	1	0	1.000
Baylor	5	2	.714
Bowling Green	1	0	1.000
BYU	1	1	.500
Cincinnati	1	3	.333
Clemson	1	0	1.000
Delaware State	1	0	1.000
ECU	2	0	1.000
Georgia Southern	1	0	1.000
Georgia State	1	0	1.000
Grambling	1	0	1.000
Hawaii	0	1	.000
Iowa State	5	2	.714
James Madison	1	0	1.000
Kansas	6	1	.857
Kansas State	3	4	.429
Liberty	1	0	1.000
Louisville	0	1	.000
LSU	0	1	.000
Marshall	2	0	1.000
Maryland	4	1	.800
Memphis	1	2	.333
Miami (Fla.)	0	1	.000
Missouri	1	0	1.000
Navy	2	1	.667
Norfolk State	1	0	1.000
North Texas	1	0	1.000
Oklahoma	0	7	.000
Oklahoma State	2	5	.286
Pittsburgh	1	0	1.000
Prairie View A&M	1	0	1.000
Rice	1	0	1.000
Rutgers	1	0	1.000
SMU	1	1	.500
Syracuse	0	3	.000
TCU	3	4	.429
Temple	1	0	1.000
Tennessee	1	0	1.000
Texas	4	3	.571
Texas A&M	0	1	.000
Texas Tech	5	3	.625
Towson	1	0	1.000
Tulane	2	1	.667
Tulsa	2	0	1.000
UCF	0	2	.000
UConn	3	0	1.000
USF	3	0	1.000
Utah	0	1	.000
Virginia Tech	0	1	.000
Washington State	0	1	.000
William & Mary	1	0	.000
Youngstown State	2	0	1.000



**HEAD COACH DANA HOLGORSEN**

**THIRD SEASON AT HOUSTON (18-15) | 11TH SEASON OVERALL (79-56)**

• Dana Holgorsen was named head coach at Houston on Jan. 1, 2019, after eight seasons as head coach at West Virginia. Holgorsen closed his tenure at West Virginia as the second-winningest coach in Mountaineer history with an eight-year record of 61-41. His 61 wins trailed only College Football Hall of Famer Don Nehlen for most wins in West Virginia history.

• He led the Mountaineers to bowl games in seven of his eight seasons including each of the last five seasons. His first season at West Virginia ended with a 70-33 rout of Clemson in the Orange Bowl. Throughout his career, Holgorsen has had 21 players earn All-America honors, win 10 national awards and 14 national award finalist honors.

• He has displayed his ability to prepare players for the next level as West Virginia had 10 NFL draft picks in first three rounds in the past seven years, second most in Big 12 with at least one Top-15 draft pick in four of the past seven years. In all, he had four NFL Top-15 draft picks during the past seven years, the most in the Big 12, and 20 players drafted in seven years at WVU, tied for second-most in the Big 12 during that span.

• An offensive genius, his passing offenses and total offensive output have ranked in the Top 10 nationally all but four years during the 14-year span since he became offensive coordinator at Texas Tech in 2005. He's had eight quarterbacks pass for 4,000 or more yards and 10 throw for 30 or more touchdowns in a season with 20 receivers finishing with 1,000 or more yards in a season, including 11 finish with 90 or more receptions and 16 finish with double figure TD receptions in a season. He is the only coach in West Virginia history to have coached a team with at least 450 rushing yards in a game (Oklahoma, 2012) and at least 450 yards passing in a game (six times).

• West Virginia has been ranked in both major polls at least one week in seven of his eight years including the entire 2018 season with several weeks inside the top 10. He had 10 wins over Top 25 opponents in his eight-year tenure at WVU.

• Holgorsen had a successful first season at WVU in 2011, coaching the Mountaineers to a 10-3 record, the Big East championship and a 70-33 Orange Bowl rout of Clemson. The victory was WVU's third Bowl Championship Series championship in school history and earned Holgorsen the First-Year Coach of the Year award by the Football Writers Association of America.

• Before West Virginia, Holgorsen spent the 2010 season as offensive coordinator at Oklahoma State. He was a finalist for the 2010 Broyles Award, given to the nation's top assistant, and also named the Rivals.com Offensive Coordinator of the Year. The Cowboys led the nation in total offense during the regular season and finished No. 2 in passing offense and No. 3 in total and scoring offense. OSU averaged 520.23 yards per game in total offense, including 345.9 passing yards and 44.23 points per game..

• Postseason accolades rolled in for Holgorsen's offensive players as quarterback Brandon Weeden became the first OSU passer to earn first team all-Big 12 honors. He was a finalist for the Manning Award, given to the top quarterback in the nation. Receiver Justin Blackmon won the 2010 Biletnikoff Award, given to the top receiver in the nation, and running back Kendall Hunter was a finalist for the Doak Walker Award, given to the nation's top running back. Weeden, Hunter and Blackmon became only the second trio in NCAA history to pass for at least 3,000 yards, run for more than 1,500 yards and finish with more than 1,500 yards receiving in the same season.

• During his two-year tenure with Houston, his offenses put up explosive numbers, accounting for 563 yards of total offense per game, passing for 433.7 yards per game and totaling more than 42.2 points per game. His offense ranked No. 3 in total offense in 2008 and No. 1 in 2009. His quarterback, Case Keenum, led the nation in total offense in 2008 and 2009, totaling 403.2 yards per game as a sophomore and 416.4 yards his junior season. He also ranked among the Top 10 nationally in pass efficiency both years.

• Before his two-year stint with the Cougars, Holgorsen was a member of the coaching staff at Texas Tech from 2000-07, serving as the inside receivers coach from 2000-04, before being elevated to co-offensive coordinator in 2005 and offensive coordinator in 2006-07. During his time in Lubbock, his offenses increased the amount of yardage from 324.8 yards of total offense to 529.6, an increase of more than 200 yards per game.

• In his two years as offensive coordinator, his squad was nationally ranked No. 8 in 2006 and No. 3 in 2007. In 2007, Texas Tech led the nation in passing (470.31), was No. 2 in total offense (529.62) and was No. 7 in scoring offense (40.9). Quarterback Graham Harrell led the nation in total offense and Biletnikoff Award winner Michael Crabtree led the nation in receptions per game and receiving yards per game. In 2006, the Red Raiders ranked No. 3 nationally in passing offense and No. 6 in total offense. Harrell once again was outstanding, finishing No. 3 nationally in total offense with 344.38 yards per game. Texas Tech led the nation in passing in 2005, was No. 4 in scoring offense (39.4) and No. 6 in total offense (495.83)

• Holgorsen also spent time at Valdosta State (1993-95) as the quarterbacks, receivers and special teams coach, Mississippi College (1996-98) as the quarterbacks and receivers coach. While at Valdosta State in 1994, Chris Hatcher won the Harlon Hill Trophy, the NCAA Division II Player of the Year award, by the second largest vote margin in the 17-year history of the award. Hatcher won the award after throwing for 4,076 yards and 55 touchdowns, against just 10 interceptions, while completing 367 of 508 passes. Hatcher led Division II in passing efficiency during the regular season and directed VSU to its first Division II post-season appearance.

**HOLGORSEN YEAR-BY-YEAR RECORD**

Year	School	Overall	Home	Away	Neutral	Conf.	Finish	Bowl
2011	West Virginia	10-3	5-2	4-1	1-0	5-2	T-1st - Co-Big East Champion	Orange
2012	West Virginia	7-6	4-3	2-2	1-1	4-5	T-5th	Pinstripe
2013	West Virginia	4-8	3-3	1-5	0-0	2-7	7th	--
2014	West Virginia	7-6	3-3	4-1	0-2	5-4	T-4th	Liberty
2015	West Virginia	8-5	6-1	1-4	1-0	4-5	T-5th	Cactus
2016	West Virginia	10-3	6-1	4-1	0-1	7-2	T-2nd	Russell Athletic
2017	West Virginia	7-6	4-2	3-2	0-2	5-4	T-4th	Heart of Dallas
2018	West Virginia	8-4	5-1	2-2	1-1	6-3	T-3rd	Camping World
2019	Houston	4-8	1-4	3-3	0-1	2-6	T-5th - West Div.	--
2020	Houston	3-5	2-2	1-2	0-1	3-4	6th	New Mexico
2021	Houston	11-2	5-0	6-0	1-1	8-0	2nd	Birmingham
<b>TOTAL</b>	<b>11th season</b>	<b>79-56</b>	<b>44-22</b>	<b>31-23</b>	<b>4-11</b>	<b>51-42</b>	<b>1 Conf. Championship</b>	<b>9 Bowls</b>



# TDECU STADIUM

## BERT F. WINSTON BAND COMPLEX

A 39,089-square foot building on the east end of TDECU Stadium housing the Spirit of Houston Band Recital Halls and classroom spaces, Coach Bill Yeoman Hall and the UH Athletics Ticket Office.

## COACH BILL YEOMAN HALL

A 2,000-square foot tribute area to University of Houston history located on the northeast corner of TDECU Stadium. Serves as a gameday club for ticket holders in section 129 and north side loge boxes.

## DORIS NANTZ PRESS BOX

The Doris Nantz Press Box contains seats for 70 working media along with a press dining area and a wired photographer work room.

## FIELD SURFACE

The synthetic surface installed at TDECU Stadium is the S5-M manufactured by UBU. S5-M, a Speed Series product, is a slit-film turf blade with a sand/rubber combination for infill. It is the same surface installed at the Houston Football practice facility. The turf is designed to host a multitude of events, including but not limited to, high school football games, band practice, specific UH intramural events, etc.

## LEGENDS PLAZA

A plaza area recognizing the proud tradition of Houston Football at the northeast corner of TDECU Stadium.

## LOCKER ROOM (HOME)

State-of-the-art 5,000-square foot home locker room located at the southeast corner of TDECU Stadium. Views exclusive to the club area give those fans an opportunity to watch team members travel from the locker room to the field level.

## LOCKER ROOM (VISITOR)

Located at the west end of the stadium with a field entrance in the northwest corner of TDECU Stadium. Multi-functional locker room can be split and serve two separate teams simultaneously.

## ORIENTATION OF STADIUM

East-to-west giving fans and television audiences a spectacular view of the downtown Houston skyline while also keeping in line with the University's grid system and creating more efficient parking. Sun and shade studies were also conducted to improve the best level of comfort for Houston fans and not affect student-athletes.

## PARTY PATIOS

Four (4) open-air lower bowl party decks with 24 armchairs (20 inches wide). Both the east and west lower bowl end zones contain a party deck with two located on the north lower bowl sideline.

## PREMIUM SEATING

Consists of 5,000 of the 40,000 seats in the TDECU Stadium.

## Club Area

The stylish club area is the ultimate Houston Football experience. With 12,400 square feet of multi-purpose club area overlooking the field of play, fans with access to the club area enjoy upscale food and drinks while receiving first-class hospitality on game days. The climate-controlled area also feature high-definition televisions and private restrooms. The area is also available to host special events, meetings and classes.

## Suites

Spanning from end zone to end zone on the south side of TDECU Stadium with a view of downtown Houston, 26 premium suites each containing 12 outside padded arm chairs, four inside bar stools and entertainment area. Houston fans enjoy comfort and style in these 325-square foot suites with individual upscale service and amenities.

## Loge Boxes

42 loge boxes each containing four seats and high-definition monitors located throughout the stadium.

## Club Seats

766 armchair style padded club seats that are 22 inches wide and located in the lower bowl of TDECU Stadium.

## Additional Premium Seating

2,778 armchair seats that are 20 inches wide and 1,210 benches with backs with the majority located in the lower bowl of TDECU Stadium.

## SUITE DECKS

Two (2) open-air party suites located on the suite level positioned at each end (east and west end) of the suites. Each open-air suite contains 60 padded armchairs (21 inches wide).

## TICKET OFFICE

The University of Houston Athletics Ticket Office is located on the northeast corner of TDECU Stadium facing Cullen Blvd. The facility has eight exterior ticket-selling windows along with two interior windows in the ticket office lobby in close proximity to the stadium parking garage.

## VIDEO BOARD

State-of-the-art HD-video board located on the west end of TDECU Stadium. Sized at 2,584 square feet (38 feet high, 68 feet wide), the board was designed by Panasonic using Nichia technology.

## QUICK FACTS

First Game	Aug. 29, 2014 vs. UTSA
Playing Surface	Synthetic Turf
Groundbreaking	Feb. 8, 2013
Naming Rights Announcement	July 8, 2014
Capacity	40,000
Suites	26
Loge Boxes	42
Architects	Page and DLR Group
Construction Company	Manhattan
Construction Cost	\$125 million
Record at TDECU Stadium	35-12 (.745)
Largest Win	70-14 vs. Texas Southern (9/22/18)

Address: 3874 HOLMAN • HOUSTON, TX • 77004

## THE LAST TIME

## INDIVIDUAL

**Rushed for 100 yards**

UH: 129, Alton McCaskill, at Temple, 11/13/21  
Opp.: 187, Jerome Ford, at Cincinnati, 12/4/21

**Rushed for 200 yards**

UH: 210, Charles Sims vs. North Texas, 10/6/12  
Opp.: 210, Ryquell Armstead, Temple, 11/10/18

**Passed for 300 yards**

UH: 301, Clayton Tune, at UConn, 11/27/21  
Opp.: 305, Tanner Mordecai, SMU, 10/30/21

**Passed for 400 yards**

UH: 412, Clayton Tune, vs. SMU, 10/30/21  
Opp.: 400, Zach Wilson, BYU, 10/16/20

**Passed for 500 yards or more**

UH: 580, David Piland vs. Louisiana Tech, 9/8/12  
Opp.: 605, Alan Bowman, Texas Tech, 9/15/18

**Had 100 yards receiving**

UH: 111, Jake Herslow, 100, Jeremy Singleton, at UConn, 11/27/21  
Opp.: 103, Calvin Austin III, Memphis, 11/19/21

**Had 200 yards receiving**

UH: 211, Marquez Stevenson vs. SMU, 10/24/19

**Returned a punt for a touchdown**

UH: Marcus Jones, vs. Navy, 9/25/21 (73 yards)  
Opp.: Dez Bryant, Oklahoma State, 9/12/09 (82 yards)

**Returned a kickoff for a touchdown**

UH: Marcus Jones vs. SMU, 10/30/21 (100 yards)  
Opp.: Brian Battie, USF, 11/6/21 (100 yards)

**Returned an interception for a touchdown**

UH: Gervarius Owens at Tulsa, 10/1/21 (45 yards)  
Opp.: Malik Dixon, at UConn, 11/27/21 (37 yards)

**Returned a fumble for a touchdown**

UH: Derek Parish, vs. USF, 10/31/20 (85 yards)  
Opp.: Jaylon Allen, Memphis, 12/12/20 (85 yards)

**Returned a blocked field goal for a TD**

UH: Alexander Myres vs. Fresno State, 12/24/17 (94 yards)  
Opp.: Alex Lyons, Rice, 9/21/13 (62 yards)

**Returned a missed field goal for a TD**

UH: Brandon Wilson vs. Oklahoma, 9/3/16 (100 yards)  
Opp.: Never

**Returned a blocked punt for a touchdown**

UH: Cole McGowan, Memphis, 11/16/19 (0 yards)  
Opp.: Kinny Spotwood, Tulsa, 10/1/05 (23 yards)

**Rushed for three touchdowns**

UH: 3, Alton McCaskill, at USF, 11/6/21  
Opp. 3, Desmond Ridder, Cincinnati, 11/7/20

**Threw three touchdown passes**

UH: 4, Clayton Tune, at UConn, 11/27/21  
Opp.: 3, Desmond Ridder, at Cincinnati, 12/4/21

**Caught three touchdown passes**

UH: 3, Nathaniel Dell vs. SMU, 10/30/21  
Opp.: 3, Dax Milne, BYU, 10/20/20

**Kicked three field goals**

UH: 3, Dalton Witherspoon vs. SMU, 10/30/21  
Opp. 3, Andrew Osteen, UCF, 10/31/20

**Had a 70-yard run from scrimmage**

UH: 97, Ta'Zawn Henry, at USF, 11/6/21  
Opp.: 79, Jerome Ford, at Cincinnati, 12/4/21

**Had a 70-yard pass completion**

UH: 96, Clayton Tune to Marquez Stevenson vs. SMU, 10/24/19  
Opp.: 75, Chevan Cordeiro to Calvin Turner, Hawaii, 12/24/20

**Had 50-yard field goal**

UH: 50, Dalton Witherspoon, vs. SMU, 10/30/21  
Opp: 52, Jake Verity, ECU, 11/4/17

## TEAM

**Rushed for 300 yards**

UH: 319, vs. USF, 11/14/20  
Opp: 342, Cincinnati, 11/7/20

**Rushed for 400 yards**

UH: 496, vs. Louisville, 9/28/85  
Opp: 447, Navy, 11/30/19

**Had two 100-yard rushers**

UH: Ta'Zawn Henry (130) & Alton McCaskill (125), at USF, 11/6/21  
Opp: Gerrid Doaks (184) & Desmond Ridder (103), Cincinnati, 11/7/20

**Passed for 300 yards**

UH: 323, at UConn, 11/27/21  
Opp: 305, SMU, 10/30/21

**Passed for 400 yards**

UH: 412, vs. SMU, 10/30/21  
Opp.: 400, BYU, 10/16/20

**Passed for 500 yards**

UH: 580 vs. Louisiana Tech, 9/8/12  
Opp: 605, Texas Tech, 9/15/18

**Gained 500 yards of total offense**

UH: 646, at USF, 11/6/21  
Opp.: 510, at Cincinnati, 11/7/20

**Gained 600 yards of total offense**

UH: 646, at USF, 11/6/21  
Opp: 681, UCF, 10/31/20

**Recorded 30 first downs**

UH: 30, at USF, 11/6/21  
Opp: 32, UCF, 10/31/20

**Scored 50 points**

UH: 54, at USF, 11/6/21  
Opp.: 56, Navy, 11/30/19

**Scored a safety**

UH: at USF, 11/6/21  
Opp.: UCF, 11/2/19

**Posted a shutout**

UH: 45-0 vs. Grambling, 9/18/21  
Opp.: 48-0, Texas, 9/23/00

**Held under 100 yards rushing**

UH: 86, at Cincinnati, 12/4/21  
Opp: 82, UConn, 11/27/21

**Held opponent under 100 yards passing**

UH: 98, Navy, 9/25/21  
Opp: 85, Army West Point, 12/22/18

**Held an opponent under 200 total yards**

UH: 102 vs. Grambling, 9/18/21  
Opp.: 195, Louisville, 11/16/13

**Blocked a punt**

UH: Memphis, 11/19/21  
Opp: Temple, 11/10/18

**Blocked a field goal**

UH: at UConn, 11/27/21  
Opp: Tulsa, 11/22/14

**Blocked an extra point attempt**

UH: vs. SMU, 10/30/21  
Opp.: Temple, 11/13/21

**Had no turnovers**

UH: at USF, 11/6/21  
Opp.: Cincinnati, 12/4/21

2021 RESULTS (OVERALL: 11-2 | THE AMERICAN: 8-0 | HOME: 5-0 | AWAY: 6-0 | NEUTRAL: 0-2)

Date	CFP/AP/C	Opponent (Rank)	TV	Site	Result	Attend.	Top Passer	Top Rusher	Top Receiver	Top Tackler
Sept. 4	(NA/RV/RV)	Texas Tech (NA/NR/NR)	ESPN	NRG Stadium	L, 21-38	43,478	Tune (174)	Car (37)	Dell (80)	Mutin (8)
Sept. 11	(NA/NR/NR)	at Rice (NA/NR/NR)	CBS SN	Rice Stadium	W, 44-7	26,253	Tune (236)	Tune (49)	Dell (87)	Mutin (8)
Sept. 18	(NA/NR/NR)	Grambling (NA/NR/NR)	ESPN+	Houston, Texas	W, 45-0	22,998	Ogbogu (196)	McCaskill (114)	Dell (134)	Mutin (7)
Sept. 25	(NA/NR/NR)	Navy (NA/NR/NR)	ESPNU	Houston, Texas	W, 28-20	25,054	Tune (257)	McCaskill (74)	Trahan (65)	Parish (12)
Oct. 1	(NA/NR/NR)	at Tulsa (NA/NR/NR)	ESPN	Tulsa, Okla.	W, 45-10	15,890	Tune (241)	McCaskill (77)	Dell (82)	Anderson (5)
Oct. 7	(NA/NR/NR)	at Tulane (NA/NR/NR)	ESPN	New Orleans, La.	W, 40-22	15,026	Tune (288)	McCaskill (93)	Carter (69)	Williams (9)
Oct. 23	(NA/RV/RV)	ECU (NA/NR/NR)	ESPNU	Houston, Texas	W, 31-24 (OT)	22,925	Tune (169)	McCaskill (60)	Trahan (68)	Mutin (9)
Oct. 30	(NA/RV/RV)	SMU (NA/19/16)	ESPN2	Houston, Texas	W, 44-37	25,676	Tune (412)	Henry (49)	Dell (165)	Hogan (8)
Nov. 6	(NR/20/19)	at USF (NR/NR/NR)	ESPNU	Tampa, Fla.	W, 54-42	28,667	Tune (385)	Henry (130)	Dell (164)	Hypolite (7)
Nov. 13	(NA/17/17)	at Temple (NR/NR/NR)	ESPN+	Philadelphia, Pa.	W, 37-8	18,440	Tune (224)	McCaskill (129)	Green (74)	Mutin (8)
Nov. 19	(24/17/17)	Memphis (NR/NR/NR)	ESPN2	Houston, Texas	W, 31-13	28,712	Tune (264)	Henry (73)	Dell (100)	Anderson (8)
Nov. 27	(24/19/16)	at UConn (NR/NR/NR)	CBS SN	East Hartford, Conn.	W, 45-17	12,685	Tune (301)	McCaskill (54)	Herslow (111)	Owens (7)
Dec. 4	(21/16/16)	at Cincinnati (NA/4/4)	ABC	Cincinnati, Ohio	L, 35-20	37,978	Tune (250)	McCaskill (39)	Dell (152)	Owens (8)
Dec. 28	(20/21/21)	Auburn (NR/NR/NR)	ESPN	Birmingham, Ala.						

TEAM STATISTICS

TEAM STATISTICS	HOU	OPP
SCORING	485	273
Points Per Game	37.3	21.0
Points Off Turnovers	79	54
FIRST DOWNS	286	201
Rushing	93	74
Passing	170	101
Penalty	23	26
RUSHING YARDAGE	1881	1377
Yards gained rushing	2284	1757
Yards lost rushing	403	380
Rushing Attempts	492	413
Average Per Rush	3.8	3.3
Average Per Game	144.7	105.9
TDs Rushing	27	13
PASSING YARDAGE	3519	2494
Comp-Att-Int	281-417-10	209-376-14
Average Per Pass	8.4	6.6
Average Per Catch	12.5	11.9
Average Per Game	270.7	191.8
TDs Passing	30	17
TOTAL OFFENSE	5400	3871
Total Plays	909	789
Average Per Play	5.9	4.9
Average Per Game	415.4	297.8
KICK RETURNS: #-Yards	38-826	39-913
PUNT RETURNS: #-Yards	28-396	7-50
INT RETURNS: #-Yards	14-210	10-85
KICK RETURN AVERAGE	21.7	23.4
PUNT RETURN AVERAGE	14.1	7.1
INT RETURN AVERAGE	15.0	8.5
FUMBLES-LOST	11-2	21-8
PENALTIES-Yards	84-824	73-584
Average Per Game	63.4	44.9
PUNTS-Yards	55-2324	78-3106
Average Per Punt	42.3	39.8
Net punt average	39.9	34.2
KICKOFFS-Yards	87-5220	58-3227
Average Per Kick	60.0	55.6
Net kick average	36.9	35.4
TIME OF POSSESSION/Game	33:42	26:04
3RD-DOWN Conversions	77/183	44/171
3rd-Down Pct	42%	26%
4TH-DOWN Conversions	16/23	12/26
4th-Down Pct	70%	46%
SACKS BY-Yards	44-273	37-277
MISC YARDS	0	0
TOUCHDOWNS SCORED	63	35
FIELD GOALS-ATTEMPTS	15-23	9-13
ON-SIDE KICKS	1-1	0-0
RED-ZONE SCORES	(48-54) 89%	(22-30) 73%
RED-ZONE TOUCHDOWNS	(38-54) 70%	(14-30) 47%
PAT-ATTEMPTS	(60-61) 98%	(32-33) 97%
ATTENDANCE	125365	154939
Games/Avg Per Game	5/25073	7/22134
Neutral Site Games		1/43478

RUSHING

Name	G	Att	Gain	Loss	Net	Avg	TD	Long	Avg/G
McCASKILL, Alton	13	175	930	47	883	5.0	16	36	67.9
HENRY, Ta'Zhaw'n	12	109	551	25	526	4.8	7	97	43.8
CAR, Mulbah	12	51	206	10	196	3.8	0	17	16.3
SMITH, Chandler	11	31	134	5	129	4.2	2	15	11.7
TUNE, Clayton	13	98	368	257	111	1.1	2	42	8.5
MUTIN, Donovan	12	1	38	0	38	38.0	0	38	3.2
CARTER, KeSean	9	1	6	0	6	6.0	0	6	0.7
STARKS, Jamel	3	1	6	0	6	6.0	0	6	2.0
DELL, Nathaniel	13	1	5	0	5	5.0	0	5	0.4
JONES, Marcus	13	2	4	0	4	2.0	0	4	0.3
OGBOGU, Ike	6	11	36	32	4	0.4	0	10	0.7
EDWARDS, Holman	1	1	0	2	-2	-2.0	0	0	-2.0
Team	13	10	0	25	-25	-2.5	0	0	-1.9
Total.....	13	492	2284	403	1881	3.8	27	97	144.7
Opponents.....	13	413	1757	380	1377	3.3	13	79	105.9

PASSING

Name	G	Effic	Comp-Att-Int	Pct	Yds	TD	Long	Avg/G
TUNE, Clayton	13	160.39	261-380-9	68.7	3263	28	55	251.0
OGBOGU, Ike	6	131.73	20-35-1	57.1	256	2	37	42.7
Team	13	0.00	0-2-0	0.0	0	0	0	0.0
Total.....	13	157.22	281-417-10	67.4	3519	30	55	270.7
Opponents.....	13	118.78	209-376-14	55.6	2494	17	50	191.8

RECEIVING

Name	G	No	Yds	Avg	TD	Long	Avg./G
DELL, Nathaniel	13	80	1179	14.7	12	55	90.7
TRAHAN, Christian	12	34	368	10.8	2	40	30.7
HERSLOW, Jake	13	31	415	13.4	4	49	31.9
SINGLETON, Jeremy	13	27	478	17.7	5	55	36.8
CARTER, KeSean	9	26	331	12.7	1	29	36.8
HENRY, Ta'Zhaw'n	12	19	104	5.5	0	30	8.7
McCASKILL, Alton	13	17	98	5.8	1	35	7.5
ERWIN, Jaylen	13	14	188	13.4	1	35	14.5
GREEN, Seth	13	13	157	12.1	3	25	12.1
JONES, Marcus	13	10	109	10.9	1	47	8.4
SAWYER, Peyton	10	4	51	12.8	0	16	5.1
CAR, Mulbah	12	4	26	6.5	0	12	2.2
EICHENBERGER, Parker	12	1	10	10.0	0	10	0.8
CREAMER, Shane	7	1	5	5.0	0	5	0.7
Total.....	13	281	3519	12.5	30	55	270.7
Opponents.....	13	209	2494	11.9	17	50	191.8

**PUNT RETURNS**

Name	No.	Yds	Avg	TD	Long
JONES, Marcus	26	374	14.4	2	73
MORGAN, Ja'Kori	1	7	7.0	0	0
NUNNERY, Mannie	1	9	9.0	0	0
GOODEN, Elijah	0	6	0.0	0	6
Total.....	28	396	14.1	2	73
Opponents.....	7	50	7.1	0	15

**KICK RETURNS**

Name	No.	Yds	Avg	TD	Long
JONES, Marcus	15	510	34.0	2	100
DELL, Nathaniel	12	190	15.8	0	33
HENRY, Ta'Zawn	5	77	15.4	0	35
EICHENBERGER, Parker	3	31	10.3	0	18
TRAHAN, Christian	1	7	7.0	0	7
GREEN, Seth	1	1	1.0	0	1
SINGLETON, Jeremy	1	10	10.0	0	10
Total.....	38	826	21.7	2	100
Opponents.....	39	913	23.4	3	100

**INTERCEPTIONS**

Name	No.	Yds	Avg	TD	Long
JONES, Marcus	5	2	0.4	0	2
HOGAN, Alex	2	91	45.5	1	91
SPREWELL, Gleson	2	44	22.0	0	44
OWENS, Gervarrius	2	73	36.5	1	45
WILLIAMS, Damarion	1	0	0.0	0	0
HYPOLITE, Hasaan	1	0	0.0	0	0
GREEN, Art	1	0	0.0	0	0

**FUMBLE RETURNS**

Name	No.	Yds	Avg	TD	Long
ANDERSON, Deontay	1	23	23.0	0	23
Total.....	1	23	23.0	0	23
Opponents.....	0	0	0.0	0	0

**FIELD GOALS BY PLAYER**

Name	FGM-FGA	Pct.	1-19	20-29	30-39	40-49	50-99	Lg	Blk
WITHERSPOON, Dalton	15-23	65.2	1-1	5-5	5-7	3-8	1-2	50	0

**FIELD GOALS SEQUENCE**

	Houston	Opponents
Texas Tech	-	(34)
Rice	(38),41	38
Grambling State	46,(22)	-
Navy	32	(30),(36)
Tulsa	45,(48)	(33)
Tulane	(46),(24)	-
East Carolina	(21),46,49	(33)
SMU	(50),(23),(30)	(45)
South Florida	(19)	-
Temple	(39),34	35
Memphis	50,(34)	(28),(22)
UConn	(23)	26,(25)
Cincinnati	(37),(46)	23

Numbers in parentheses indicate field goal was made

**PUNTING**

Name	No.	Yds.	Avg	Long	TB	FC	I20	50+	Blkd
WILKINS, Laine	55	2324	42.3	56	4	22	23	13	0

**KICKOFFS**

Name	No.	Yds.	Avg	TB	OB	Ret.	Net	YdLn
BAXA, Bubba	74	4598	62.1	42	2			
WITHERSPOON, Dalton	9	365	40.6	0	0			
RAMSEY, Kyle	4	257	64.2	2	0			
Total.....	87	5220	60.0	44	2	913	36.9	28
Opponents.....	58	3227	55.6	14	1	826	35.4	29

**SCORING**

Name	TD	FGs	PAT Kick	PAT Rush	PAT Rcv	PAT Pass	DXP	Saf	Points
McCASKILL, Alton	17	0-0	0-0	0-0	0	0-0	0	0	102
WITHERSPOON, Dalton	0	15-23	57-58	0-0	0	0-0	0	0	102
DELL, Nathaniel	12	0-0	0-0	0-0	0	0-0	0	0	72
HENRY, Ta'Zawn	7	0-0	0-0	0-0	0	0-0	0	0	42
SINGLETON, Jeremy	5	0-0	0-0	0-0	0	0-0	0	0	30
JONES, Marcus	5	0-0	0-0	0-0	0	0-0	0	0	30
HERSLOW, Jake	4	0-0	0-0	0-0	0	0-0	0	0	24
GREEN, Seth	3	0-0	0-0	0-0	0	0-0	0	0	18
TRAHAN, Christian	2	0-0	0-0	0-0	0	0-0	0	0	12
TUNE, Clayton	2	0-0	0-0	0-0	0	0-1	0	0	12
SMITH, Chandler	2	0-0	0-0	0-0	0	0-0	0	0	12
CARTER, KeSean	1	0-0	0-0	0-0	0	0-0	0	0	6
ERWIN, Jaylen	1	0-0	0-0	0-0	0	0-0	0	0	6
HOGAN, Alex	1	0-0	0-0	0-0	0	0-0	0	0	6
OWENS, Gervarrius	1	0-0	0-0	0-0	0	0-0	0	0	6
RAMSEY, Kyle	0	0-0	3-3	0-0	0	0-0	0	0	3
Team	0	0-0	0-0	0-0	0	0-0	0	1	2
Total.....	63	15-23	60-61	0-0	0	0-1	0	1	485
Opponents.....	35	9-13	32-33	0-0	2	2-2	0	0	273

**ALL-PURPOSE YARDS**

Name	G	Rush	Rec	PR	KOR	IR	Tot	Avg/G
DELL, Nathaniel	13	5	1179	0	190	0	1374	105.7
JONES, Marcus	13	4	109	374	510	2	999	76.8
McCASKILL, Alton	13	883	98	0	0	0	981	75.5
HENRY, Ta'Zawn	12	526	104	0	77	0	707	58.9
SINGLETON, Jeremy	13	0	478	0	10	0	488	37.5
HERSLOW, Jake	13	0	415	0	0	0	415	31.9
TRAHAN, Christian	12	0	368	0	7	0	375	31.2
CARTER, KeSean	9	6	331	0	0	0	337	37.4
CAR, Mulbah	12	196	26	0	0	0	222	18.5
ERWIN, Jaylen	13	0	188	0	0	0	188	14.5
GREEN, Seth	13	0	157	0	1	0	158	12.2
SMITH, Chandler	11	129	0	0	0	0	129	11.7
TUNE, Clayton	13	111	0	0	0	0	111	8.5
HOGAN, Alex	12	0	0	0	0	91	91	7.6
OWENS, Gervarrius	13	0	0	0	0	73	73	5.6
SAWYER, Peyton	10	0	51	0	0	0	51	5.1
SPREWELL, Gleson	12	0	0	0	0	44	44	3.7
EICHENBERGER, Parker	12	0	10	0	31	0	41	3.4
MUTIN, Donovan	12	38	0	0	0	0	38	3.2
NUNNERY, Mannie	13	0	0	9	0	0	9	0.7
MORGAN, Ja'Kori	4	0	0	7	0	0	7	1.8
GOODEN, Elijah	12	0	0	6	0	0	6	0.5
STARKS, Jamel	3	6	0	0	0	0	6	2.0
CREAMER, Shane	7	0	5	0	0	0	5	0.7
OGBOGU, Ike	6	4	0	0	0	0	4	0.7
EDWARDS, Holman	1	-2	0	0	0	0	-2	-2.0
Team	13	-25	0	0	0	0	-25	-1.9
Total.....	13	1881	3519	396	826	210	6832	525.5
Opponents.....	13	1377	2494	50	913	85	4919	378.4

**TOTAL OFFENSE**

Name	G	Plays	Rush	Pass	Total	Avg/G
TUNE, Clayton	13	478	111	3263	3374	259.5
McCASKILL, Alton	13	175	883	0	883	67.9
HENRY, Ta'Zawn	12	109	526	0	526	43.8
OGBOGU, Ike	6	46	4	256	260	43.3
CAR, Mulbah	12	51	196	0	196	16.3
SMITH, Chandler	11	31	129	0	129	11.7
MUTIN, Donovan	12	1	38	0	38	3.2
CARTER, KeSean	9	1	6	0	6	0.7
STARKS, Jamel	3	1	6	0	6	2.0
DELL, Nathaniel	13	1	5	0	5	0.4
JONES, Marcus	13	2	4	0	4	0.3
EDWARDS, Holman	1	1	-2	0	-2	-2.0
Team	13	12	-25	0	-25	-1.9
Total.....	13	909	1881	3519	5400	415.4
Opponents.....	13	789	1377	2494	3871	297.8

## OFFENSIVE GAME-BY-GAME

### PASSING (Only QBs Listed)

#3 TUNE, Clayton	Att	Comp	Int	Pct	Yards	TD	Long	Sack	Yds	Effic
Texas Tech	38	27	4	71.1	174	2	24	4	31	105.8
Rice	30	22	0	73.3	236	2	35	3	26	161.4
Grambling State	7	4	1	57.1	62	0	17	1	4	103.0
Navy	30	22	0	73.3	257	1	47	2	8	156.3
Tulsa	24	17	1	70.8	241	2	47	0	0	174.3
Tulane	36	23	0	63.9	288	3	36	2	16	158.6
East Carolina	29	19	0	65.5	169	2	24	5	51	137.2
SMU	37	27	0	73.0	412	4	55	2	11	202.2
South Florida	26	21	0	80.8	385	3	55	2	9	243.2
Temple	34	21	0	61.8	224	2	35	3	23	136.5
Memphis	33	20	2	60.6	264	1	31	2	14	125.7
UConn	30	21	0	70.0	301	4	49	0	0	198.3
Cincinnati	26	17	1	65.4	250	2	53	8	54	163.8
<b>TOTALS</b>	<b>380</b>	<b>261</b>	<b>9</b>	<b>68.7</b>	<b>3263</b>	<b>28</b>	<b>55</b>	<b>34</b>	<b>247</b>	<b>160.4</b>

#14 OGBOGU, Ike	Att	Comp	Int	Pct	Yards	TD	Long	Sack	Yds	Effic
Rice	3	1	0	33.3	13	0	13	0	0	69.7
Grambling State	22	14	0	63.6	196	2	37	3	30	168.5
Tulsa	5	2	0	40.0	20	0	15	0	0	73.6
Temple	2	1	0	50.0	5	0	5	0	0	71.0
UConn	3	2	1	66.7	22	0	12	0	0	61.6
<b>TOTALS</b>	<b>35</b>	<b>20</b>	<b>1</b>	<b>57.1</b>	<b>256</b>	<b>2</b>	<b>37</b>	<b>3</b>	<b>30</b>	<b>131.7</b>

### RUSHING

RUSHING	No-Yds/TD	TECH	RICE	GRAM	NAVY	TLS	TUL	ECU	SMU	USF	TEMP	MEM	UCONN	CINC
McCASKILL, Alton	175-883/16	4-5/0	14-40/2	16-114/2	17-74/0	17-77/3	18-93/1	12-60/1	3-15/0	22-125/3	21-129/2	9-58/1	9-54/1	13-39/0
HENRY, Tai'Zawn	109-526/7	2--2/0	DNP	9-42/1	11-54/2	2-28/0	6-23/1	12-36/0	21-49/0	10-130/1	11-38/1	13-73/1	5-32/0	7-23/0
CAR, Mulbah	51-196/0	13-37/0	6-28/0	DNP	-	6-17/0	9-41/0	4-29/0	4-4/0	1-8/0	1-1/0	-	7-31/0	-
SMITH, Chandler	31-129/2	-	3-20/1	11-27/0	-	5-22/0	DNP	DNP	-	-	2-10/0	-	8-38/1	2-12/0
TUNE, Clayton	98-111/2	13-28/1	9-49/0	2--8/0	3--1/0	2-0/0	2--16/0	8--38/0	10-9/0	4-0/0	7-1/0	13-59/1	2-7/0	23-21/0
MUTIN, Donovan	1-38/0	-	-	-	-	-	-	-	-	-	1-38/0	-	DNP	-
STARKS, Jamel	1-6/0	DNP	DNP	1-6/0	DNP	DNP	DNP	DNP	DNP	DNP	DNP	-	-	DNP
CARTER, KeSean	1-6/0	-	-	-	-	-	1-6/0	-	-	-	DNP	DNP	DNP	DNP
DELL, Nathaniel	1-5/0	1-5/0	-	-	-	-	-	-	-	-	-	-	-	-
JONES, Marcus	2-4/0	2-4/0	-	-	-	-	-	-	-	-	-	-	-	-
OGBOGU, Ike	11-4/0	DNP	2-8/0	5--15/0	DNP	1-0/0	DNP	DNP	DNP	DNP	1-5/0	1-8/0	1--2/0	DNP
EDWARDS, Holman	1--2/0	DNP	DNP	1--2/0	DNP	DNP	DNP	DNP	DNP	DNP	DNP	DNP	DNP	DNP
Team	10--25/0	-	1--1/0	-	3--7/0	-	-	-	-	2--2/0	1--5/0	1--1/0	-	2--9/0

### RECEIVING

RECEIVING	No-Yds/TD	TECH	RICE	GRAM	NAVY	TLS	TUL	ECU	SMU	USF	TEMP	MEM	UCONN	CINC
DELL, Nathaniel	80-1179/12	7-80/1	7-87/0	8-134/2	3-41/0	6-82/0	4-53/0	4-33/1	9-165/3	8-164/1	2-26/0	7-100/1	6-62/2	9-152/1
SINGLETON, Jeremy	27-478/5	-	2-14/0	1-23/0	1-17/0	1-47/1	3-62/2	1-0/0	5-93/0	2-34/1	-	5-80/0	5-100/1	1-8/0
HERSLOW, Jake	31-415/4	1--2/0	1-11/1	4-57/0	1-14/0	2-19/0	1-9/0	2-19/0	3-63/0	3-34/1	2-9/0	1-14/0	5-111/1	5-57/1
TRAHAN, Christian	34-368/2	6-42/0	2-17/0	2-14/0	4-65/0	1-40/0	2-15/1	6-68/1	4-40/0	1-13/0	3-35/0	2-14/0	1-5/0	DNP
CARTER, KeSean	26-331/1	1-9/0	2-5/0	1-10/0	2-22/0	2-19/0	6-69/0	2-28/0	4-46/1	6-123/0	DNP	DNP	DNP	DNP
ERWIN, Jaylen	14-188/1	1-5/0	-	-	1-6/0	2-28/0	4-48/0	-	1-6/0	-	2-51/1	1-16/0	2-28/0	-
GREEN, Seth	13-157/3	1-9/1	-	-	1-4/0	1-8/1	-	1-22/0	-	1-17/0	7-74/1	-	-	1-23/0
JONES, Marcus	10-109/1	3-0/0	4-51/0	-	3-58/1	-	-	-	-	-	-	-	-	-
HENRY, Tai'Zawn	19-104/0	4-24/0	DNP	1-4/0	2--1/0	1-10/0	2-31/0	1-2/0	1--1/0	-	3-10/0	3-31/0	1--6/0	-
McCASKILL, Alton	17-98/1	1-0/0	4-51/1	-	3-19/0	3-8/0	1-1/0	2--3/0	-	-	1-12/0	1-9/0	1-1/0	-
SAWYER, Peyton	4-51/0	DNP	1-13/0	1-16/0	DNP	-	-	-	DNP	-	-	-	1-12/0	1-10/0
CAR, Mulbah	4-26/0	2-7/0	-	DNP	1-12/0	-	-	-	-	-	1-7/0	-	-	-
EICHENBERGER, Parker	1-10/0	-	-	-	-	-	-	-	-	-	-	-	1-10/0	DNP
CREAMER, Shane	1-5/0	-	-	-	DNP	-	DNP	DNP	DNP	DNP	1-5/0	-	-	DNP

TEAM TOTALS

	Score	1st Downs	Rushing No-Yds-TD	Passing (C-A-I-Yds-TD)	Total Offense (Play-Yds)	Punts No.-Avg.	Fumbles No.-Lost	Penalties No.-Yds	KO Ret. No.-Yds	Punt Ret. No.-Yds	Int. Ret. No.-Yds	3rd-Down Convsrn.	Time of Poss.
Texas Tech	38	15	28-145-3	17-24-0-231-1	52-376	5-46.0	2-1	6-47	7-455	2-16	4-13	4-10	23:25
<b>Houston</b>	<b>21</b>	<b>16</b>	<b>35-115-1</b>	<b>27-38-4-174-2</b>	<b>73-251</b>	<b>6-49.7</b>	<b>1-0</b>	<b>6-50</b>	<b>3-172</b>	<b>2-13</b>	<b>0-0</b>	<b>6-17</b>	<b>36:35</b>
Rice	7	15	36-126-0	9-19-3-86-1	55-212	6-37.7	0-0	5-55	2-39	0-0	0-0	5-13	27:59
<b>Houston</b>	<b>44</b>	<b>23</b>	<b>35-144-3</b>	<b>23-33-0-249-2</b>	<b>68-393</b>	<b>3-48.7</b>	<b>2-0</b>	<b>7-89</b>	<b>1-2</b>	<b>1-9</b>	<b>3-91</b>	<b>8-13</b>	<b>32:01</b>
Grambling	0	3	34-53-0	5-12-0-49-0	46-102	12-30.2	1-1	6-45	2-32	0-0	1-1	0-14	22:54
<b>Houston</b>	<b>45</b>	<b>24</b>	<b>45-164-3</b>	<b>18-29-1-258-2</b>	<b>74-422</b>	<b>4-43.5</b>	<b>1-0</b>	<b>5-35</b>	<b>1-28</b>	<b>4-60</b>	<b>0-0</b>	<b>7-16</b>	<b>34:58</b>
Navy	20	15	52-190-2	4-8-0-98-0	60-288	4-46.5	3-1	3-22	1-19	0-0	0-0	3-14	31:51
<b>Houston</b>	<b>28</b>	<b>20</b>	<b>34-120-2</b>	<b>22-31-0-257-1</b>	<b>65-377</b>	<b>3-46.0</b>	<b>0-0</b>	<b>3-30</b>	<b>3-50</b>	<b>3-82</b>	<b>0-0</b>	<b>5-12</b>	<b>28:09</b>
Tulsa	10	14	28-31-0	19-29-1-261-2	67-289	6-45.0	4-0	11-119	1-9	1-4	1-0	5-16	0-2
<b>Houston</b>	<b>45</b>	<b>22</b>	<b>33-144-3</b>	<b>20-39-3-258-1</b>	<b>62-405</b>	<b>4-43.8</b>	<b>0-0</b>	<b>11-90</b>	<b>2-25</b>	<b>4-75</b>	<b>3-45</b>	<b>3-11</b>	<b>1-1</b>
Tulane	22	17	28-94-1	20-31-0-214-2	69-308	5-46.6	3-1	6-51	1-20	3-32	0-0	4-14	28:26
<b>Houston</b>	<b>40</b>	<b>18</b>	<b>36-147-2</b>	<b>23-36-0-288-3</b>	<b>72-435</b>	<b>5-44.0</b>	<b>0-0</b>	<b>8-69</b>	<b>3-40</b>	<b>1-14</b>	<b>0-0</b>	<b>8-17</b>	<b>31:34</b>
East Carolina	24	20	35-82-1	23-37-0-278-2	72-360	6-265	5-3	7-60	1-22	6-265	0-0	1-12	29:13
<b>Houston</b>	<b>31</b>	<b>16</b>	<b>36-87-1</b>	<b>19-29-0-169-2</b>	<b>65-256</b>	<b>7-299</b>	<b>1-23</b>	<b>10-80</b>	<b>5-159</b>	<b>3-11</b>	<b>0-0</b>	<b>3-13</b>	<b>30:47</b>
SMU	37	18	23-50-1	24-37-1-3	61-355	4-147	0-0	3-22	3-160	0-0	0-0	5-14	24:37
<b>Houston</b>	<b>44</b>	<b>24</b>	<b>38-77-0</b>	<b>27-38-0-4</b>	<b>76-489</b>	<b>2-89</b>	<b>2-1</b>	<b>4-60</b>	<b>3-145</b>	<b>2-32</b>	<b>0-0</b>	<b>9-16</b>	<b>35:23</b>
USF	42	23	27-110-2	22-46-2-289-2	73-399	5-44.2	0-0	6-36	5-218	0-0	0-0	8-16	26:53
<b>Houston</b>	<b>54</b>	<b>31</b>	<b>39-261-4</b>	<b>21-26-0-385-3</b>	<b>65-649</b>	<b>6-42.2</b>	<b>0-0</b>	<b>7-78</b>	<b>6-106</b>	<b>0-0</b>	<b>2-0</b>	<b>3-10</b>	<b>33:07</b>
Temple	8	10	23-99-1	11-25-3-119-0	48-218	7-262	0-0	5-30	2-95	0-0	0-0	2-10	20:38
<b>Houston</b>	<b>37</b>	<b>24</b>	<b>45-217-3</b>	<b>22-36-0-229-2</b>	<b>81-446</b>	<b>4-151</b>	<b>1-0</b>	<b>2-25</b>	<b>7-438</b>	<b>2-14</b>	<b>3-74</b>	<b>5-15</b>	<b>39:22</b>
Memphis	13	24	28-106-0	22-46-2-216-1	74-322	5-172	0-0	5-31	4-151	1--2	2-25	2-14	25:34
<b>Houston</b>	<b>31</b>	<b>25</b>	<b>37-197-3</b>	<b>20-24-2-264-1</b>	<b>71-461</b>	<b>3-127</b>	<b>0-0</b>	<b>11-122</b>	<b>3-27</b>	<b>3-42</b>	<b>2-0</b>	<b>8-15</b>	<b>34:26</b>
UConn	17	16	32-8209	21-35-0-156-1	67-238	8-268	1-1	4-25	4-192	0-0	1-37	5-16	28:44
<b>Houston</b>	<b>45</b>	<b>21</b>	<b>32-149-2</b>	<b>23-33-1-323-4</b>	<b>65-472</b>	<b>3-88</b>	<b>0-0</b>	<b>4-43</b>	<b>4-102</b>	<b>2-30</b>	<b>0-0</b>	<b>7-13</b>	<b>31:16</b>
Cincinnati	35	14	28-210-2	11-17-0-190-3	45-400	5-224	0-0	6-40	3-75	0-0	1-9	0-8	19:41
<b>Houston</b>	<b>20</b>	<b>22</b>	<b>47-86-0</b>	<b>17-26-1-250-2</b>	<b>73-336</b>	<b>5-166</b>	<b>0-0</b>	<b>7-58</b>	<b>5-93</b>	<b>1-14</b>	<b>0-0</b>	<b>5-15</b>	<b>40:19</b>

STARTING LINEUPS

OFFENSE	LT	LG	C	RG	RT	QB	RB	WR	TE	WR	WR
vs. Texas Tech	Paul	Murphy	Russey	Jenkins	Bardwell	Tune	Car	Dell	Trahan	Singleton	Carter
at Rice	Paul	Murphy	Russey	Jenkins	Bardwell	Tune	Car	Dell	Jones^	Singleton	Carter
Grambling	Paul	Murphy	Russey	Jenkins	Bardwell	Tune	McCaskill	Dell	Trahan	Singleton	Green\$
Navy	Paul	Murphy	Russey	Jenkins	Bardwell	Tune	McCaskill	Dell	Trahan	Singleton	Carter
at Tulsa	Paul	Murphy	Russey	Jenkins	Bardwell	Tune	McCaskill	Erwin	Trahan	Singleton	Carter
at Tulane	Paul	Murphy	Russey	Jenkins	Bardwell	Tune	McCaskill	Dell	Trahan	Singleton	Carter
ECU	Paul	Murphy	Russey	Jenkins	Bardwell	Tune	McCaskill	Dell	Trahan	Singleton	Carter
SMU	Paul	Murphy	Russey	Jenkins	Bardwell	Tune	McCaskill	Dell	Trahan	Singleton	Carter
at USF	Paul	Murphy	Russey	Jenkins	Bardwell	Tune	McCaskill	Dell	Herslow^	Singleton	Carter
at Temple	Paul	Murphy	Russey	Jenkins	Bardwell	Tune	McCaskill	Dell	Trahan	Singleton	Herslow
Memphis	Paul	Murphy	Russey	Jenkins	Bardwell	Tune	McCaskill	Dell	Trahan	Singleton	Herslow
at UConn	Paul	Murphy	Russey	Jenkins	Bardwell	Tune	McCaskill	Dell	Erwin^	Singleton	Herslow
at Cincinnati	Paul	Murphy	Russey	Jenkins	Bardwell	Tune	McCaskill	Dell	Herslow^	Singleton	Herslow

\* - Started two running backs | ^ - Started four wide receivers | \$ - Started two tight ends | ! - Started five wide receivers

DEFENSE	BANDIT	DT	NG	DE	WILL	MIKE	CB	FS	BS	CB	CB/NB
vs. Texas Tech	Parish	Williams	Bankston	Anenih	Anderson	Mutin	Jones	Owens	Hypolite	Williams	Rogers
at Rice	Parish	Hall	Bankston	Anenih	Anderson	Mutin	Green	Owens	Hypolite	Williams	Stewart
Grambling	Parish	Hall	Bankston	Anenih	Anderson	Mutin	Green	Owens	Hypolite	Williams	Rogers
Navy	Parish	Hall	Nwankwo	Anenih	Anderson	Mutin	Green	Owens	Hypolite	Williams	Stewart
at Tulsa	Parish	Hall	Bankston	Anenih	Anderson	Mutin	Jones	Owens	Hypolite	Williams	Rogers
at Tulane	Parish	Hall	Bankston	Anenih	Anderson	Mutin	Jones	Owens	Hypolite	Williams	Stewart
ECU	Parish	Hall	Nwankwo	Anenih	Anderson	Mutin	Jones	Owens	Hypolite	Williams	Stewart
SMU	Parish	Hall	Neal	Anenih	Anderson	Mutin	Jones	Owens	Spewell	Williams	Stewart
at USF	Parish	Hall	Nwankwo	Anenih	Anderson	Mutin	Jones	Owens	Hypolite	Hogan	Rogers
at Temple	Parish	Hall	Nwankwo	Anenih	Anderson	Mutin	Jones	Owens	Hypolite	Williams	Rogers
Memphis	Parish	Hall	Nwankwo	Anenih	Anderson	Mutin	Jones	Owens	Hypolite	Williams	Rogers
at UConn	Parish	Hall	Nwankwo	Anenih	Anderson	Robinson	Jones	Owens	Hypolite	Williams	Rogers
at Cincinnati	Parish	Hall	Nwankwo	Anenih	Anderson	Mutin	Jones	Rogers	Hogan	Williams	Stewart

\* - Started five defensive backs | \$ - Started five defensive lineman

3RD-DOWN CONVERSIONS

Date	Opponent	Score	Overall	1st Qtr	2nd Qtr	3rd Qtr	4th Qtr	OT
Sep 4	vs Texas Tech	L, 21-38	6-18 33.3%	2-6 33.3%	3-5 60.0%	0-2 0.0%	1-5 20.0%	
Sep 11	at Rice	W, 44-7	8-13 61.5%	2-3 66.7%	1-3 33.3%	5-5 100.0%	0-2 0.0%	
Sep 18	Grambling State	W, 45-0	7-16 43.8%	2-5 40.0%	0-4 0.0%	2-2 100.0%	3-5 60.0%	
Sep 25	Navy	W, 28-20	5-12 41.7%	1-4 25.0%	0-1 0.0%	4-5 80.0%	0-2 0.0%	
Oct 1	at Tulsa	W, 45-10	3-11 27.3%	2-3 66.7%	0-2 0.0%	0-2 0.0%	1-4 25.0%	
Oct 7	at Tulane	W, 40-22	8-17 47.1%	3-3 100.0%	1-5 20.0%	1-5 20.0%	3-4 75.0%	
Oct 23	East Carolina	W, 31-24	3-13 23.1%	1-2 50.0%	0-2 0.0%	0-4 0.0%	2-5 40.0%	0-0 0.0%
Oct 30	SMU	W, 44-37	9-16 56.2%	4-5 80.0%	1-4 25.0%	3-4 75.0%	1-3 33.3%	
Nov 6	at South Florida	W, 54-42	3-10 30.0%	1-3 33.3%	1-3 33.3%	0-1 0.0%	1-3 33.3%	
Nov 13	at Temple	W, 37-8	5-15 33.3%	2-4 50.0%	0-4 0.0%	3-5 60.0%	0-2 0.0%	
Nov 19	Memphis	W, 31-13	8-14 57.1%	3-5 60.0%	3-3 100.0%	1-2 50.0%	1-4 25.0%	
Nov 27	at UConn	W, 45-17	7-13 53.8%	2-3 66.7%	3-5 60.0%	2-3 66.7%	0-2 0.0%	
Dec 4	at Cincinnati	L, 20-35	5-15 33.3%	2-3 66.7%	1-5 20.0%	0-3 0.0%	2-4 50.0%	
	Houston		77-183 42.1%	27-49 55.1%	14-46 30.4%	21-43 48.8%	15-45 33.3%	0-0
	Opponents		44-171 25.7%	10-36 27.8%	15-50 30.0%	9-36 25.0%	10-49 20.4%	0-0

4TH-DOWN CONVERSIONS

Date	Opponent	Score	Overall	1st Qtr	2nd Qtr	3rd Qtr	4th Qtr	OT
Sep 4	vs Texas Tech	L, 21-38	5-5 100.0%	4-4 100.0%	0-0 0.0%	0-0 0.0%	1-1 100.0%	
Sep 11	at Rice	W, 44-7	0-0 0.0%	0-0 0.0%	0-0 0.0%	0-0 0.0%	0-0 0.0%	
Sep 18	Grambling State	W, 45-0	1-1 100.0%	0-0 0.0%	1-1 100.0%	0-0 0.0%	0-0 0.0%	
Sep 25	Navy	W, 28-20	1-2 50.0%	1-2 50.0%	0-0 0.0%	0-0 0.0%	0-0 0.0%	
Oct 1	at Tulsa	W, 45-10	1-1 100.0%	0-0 0.0%	0-0 0.0%	1-1 100.0%	0-0 0.0%	
Oct 7	at Tulane	W, 40-22	1-2 50.0%	0-0 0.0%	0-0 0.0%	1-2 50.0%	0-0 0.0%	
Oct 23	East Carolina	W, 31-24	0-0 0.0%	0-0 0.0%	0-0 0.0%	0-0 0.0%	0-0 0.0%	0-0 0.0%
Oct 30	SMU	W, 44-37	1-2 50.0%	0-0 0.0%	0-1 0.0%	1-1 100.0%	0-0 0.0%	
Nov 6	at South Florida	W, 54-42	0-0 0.0%	0-0 0.0%	0-0 0.0%	0-0 0.0%	0-0 0.0%	
Nov 13	at Temple	W, 37-8	3-4 75.0%	0-1 0.0%	2-2 100.0%	0-0 0.0%	1-1 100.0%	
Nov 19	Memphis	W, 31-13	1-1 100.0%	1-1 100.0%	0-0 0.0%	0-0 0.0%	0-0 0.0%	
Nov 27	at UConn	W, 45-17	0-2 0.0%	0-1 0.0%	0-1 0.0%	0-0 0.0%	0-0 0.0%	
Dec 4	at Cincinnati	L, 20-35	2-3 66.7%	0-0 0.0%	1-1 100.0%	0-0 0.0%	1-2 50.0%	
	Houston		16-23 69.6%	6-9 66.7%	4-6 66.7%	3-4 75.0%	3-4 75.0%	0-0
	Opponents		12-26 46.2%	1-2 50.0%	4-8 50.0%	1-4 25.0%	6-12 50.0%	0-0

TIME OF POSSESSION

Date	Opponent	Score	Overall	1st Qtr	2nd Qtr	3rd Qtr	4th Qtr	
Sep 4	vs Texas Tech	L, 21-38	36:37	12:47	8:25	6:14	9:11	
Sep 11	at Rice	W, 44-7	32:01	9:25	4:10	12:11	6:15	
Sep 18	Grambling State	W, 45-0	34:58	9:49	7:10	7:37	10:22	
Sep 25	Navy	W, 28-20	25:53	6:06	2:25	11:26	5:56	
Oct 1	at Tulsa	W, 45-10	32:26	9:19	7:32	6:07	9:28	
Oct 7	at Tulane	W, 40-22	31:34	8:12	7:07	9:18	6:57	
Oct 23	East Carolina	W, 31-24	30:47	7:42	7:41	7:28	7:56	
Oct 30	SMU	W, 44-37	35:23	8:45	9:31	11:09	5:58	
Nov 6	at South Florida	W, 54-42	33:07	10:58	4:49	7:31	9:49	
Nov 13	at Temple	W, 37-8	39:22	7:15	12:55	10:13	8:59	
Nov 19	Memphis	W, 31-13	34:26	10:05	6:46	7:01	10:34	
Nov 27	at UConn	W, 45-17	31:16	6:32	8:39	8:46	7:19	
Dec 4	at Cincinnati	L, 20-35	40:19	12:26	10:26	6:39	10:48	
	Houston	Total	438:09	119:21	97:36	111:40	109:32	0:00
		Avg.	33:42	9:10	7:30	8:35	8:25	0:00
	Opponents	Total	338:49	75:39	97:24	83:20	82:26	0:00
		Avg.	26:03	5:49	7:29	6:24	6:20	0:00

GAME OPENING DRIVES

Opp.	Houston				Opponent			
	Plays	Yds.	TOP	Result	Plays	Yds.	TOP	Result
vs. Texas Tech	16	75	8:23	Touchdown	10	74	3:28	Fumble
at Rice	8	84	3:30	Touchdown	3	4	1:22	Punt
Grambling	7	42	2:35	Missed FG	3	3	1:11	Punt
Navy	10	60	3:47	Downs	3	76	0:58	Touchdown
at Tulsa	7	25	3:17	Punt	4	17	2:39	Punt
at Tulane	11	76	5:14	Touchdown	3	7	1:42	Punt
ECU	11	70	4:37	FG	9	60	03:21	FG
SMU	9	78	3:35	Touchdown	3	1	1:21	Punt
at USF	4	37	2:01	Punt	3	4	1:14	Punt
at Temple	3	1	0:48	Punt	3	4	0:59	Punt
Memphis	19	59	10:05	Missed FG	8	31	4:00	Punt
UConn	6	55	3:02	Touchdown	3	3	1:32	Punt
Cincinnati	7	50	2:57	Field Goal	5	82	2:11	Touchdown

SECOND HALF OPENING DRIVES

Opp.	Houston				Opponent			
	Plays	Yds.	TOP	Result	Plays	Yds.	TOP	Result
vs. Texas Tech	3	-15	2:08	Punt	3	-5	1:38	Punt
at Rice	17	75	7:42	Touchdown	5	12	2:48	Punt
Grambling	4	48	0:59	Touchdown	3	-8	2:05	Punt
Navy	12	68	5:10	Missed FG	3	-2	2:06	Punt
at Tulsa	3	43	1:40	Punt	3	10	0:54	INT
at Tulane	4	9	1:29	Downs	1	29	0:08	Touchdown
ECU	3	-10	2:05	Punt	5	12	1:37	Downs
SMU	7	69	3:19	Field Goal	5	11	2:13	Punt
at USF	5	54	1:51	Touchdown	10	75	4:33	Touchdown
at Temple	9	65	3:31	Touchdown	3	2	00:57	Punt
Memphis	3	3	0:54	Punt	4	50	1:21	Interception
UConn	9	47	3:45	Touchdown	3	2	1:23	Punt
Cincinnati	1	0	0:08	Interception	6	75	2:58	Touchdown

**DEFENSIVE LEADERS**

Name	GP	Solo	As	Total	TFL/Yds	Sacks-Yards	Int-Yds	BrUp	QBH	Rcv-Yds	FF	Kick	Saf
3 MUTIN, Donovan	12	42	27	69	5.0-14	2.0-10	.	.	3	1-0	3	.	.
6 WILLIAMS, Damarion	13	47	10	57	3.0-5	.	1-0	8	.	.	.	.	.
2 ANDERSON, Deontay	13	25	29	54	4.0-10	0.5-1	.	2	2	1-23	.	.	.
0 PARISH, Derek	13	24	28	52	10.5-42	5.5-29	.	.	5	.	.	.	.
8 JONES, Marcus	13	37	11	48	1.0-1	.	5-2	13	.	.	1	.	.
92 HALL, Logan	13	24	24	48	13.5-61	6.5-46	.	.	3	.	.	1	.
32 OWENS, Gervarrius	13	29	15	44	2.5-2	.	2-73	3	.	.	.	.	.
5 HYPOLITE, Hasaan	13	21	18	39	3.0-3	.	1-0	1	.	.	.	.	.
24 ROBINSON, Malik	13	15	17	32	1.0-8	1.0-8	.	.	.	1-0	.	.	.
12 ANENIH, David	13	14	14	28	8.5-45	3.5-26	.	2	10	1-0	1	.	.
93 BELL, Atlas	13	12	14	26	6.5-34	3.0-25	.	.	1	.	.	.	.
19 HOGAN, Alex	12	21	4	25	.	.	2-91	6	.	.	.	.	.
10 NWANKWO, Chidozie	10	9	13	22	2.0-3	2.0-3	.	.	.	.	.	.	.
16 ROGERS, Jayce	13	14	6	20	2.0-6	.	.	2	.	1-0	1	.	.
14 NUNNERY, Mannie	13	8	11	19	2.5-3	1.0-2	.	.	.	.	1	3	.
56 BANKSTON, Latrell	10	8	10	18	4.5-25	4.0-24	.	.	2	.	.	.	.
96 CEASER, Nelson	11	9	8	17	3.0-22	3.0-22	.	.	3	.	.	.	.
44 JONES, D'Anthony	12	10	7	17	9.5-50	7.0-47	.	.	4	1-0	4	.	.
9 STEWART, JoVanni	12	5	11	16	1.5-1	.	.	.	.	1-0	.	.	.
23 GREEN, Art	13	11	4	15	.	.	1-0	2	.	.	.	.	.
33 VAUGHN, Garrison	12	10	3	13	.	.	.	.	.	.	.	.	.
95 NEAL, Jamykal	11	5	7	12	3.0-17	1.0-6	.	1	.	.	.	.	.
40 CARMOUCHE, Jordan	10	4	7	11	0.5-1	.	.	.	.	.	.	.	.
20 BROOKS, Antonio	12	7	4	11	.	.	.	.	.	.	.	.	.
26 GOODEN, Elijah	12	6	2	8	1.5-9	1.5-9	.	.	.	.	.	.	.
39 LEWIS, Shaun	10	3	4	7	.	.	.	.	.	.	.	.	.
28 MWANIKI, Thabo	12	5	1	6	.	.	.	.	.	.	.	.	.
13 WILLIAMS, Sedrick	3	3	2	5	0.5-5	0.5-5	.	.	.	.	.	.	.
27 WILLIS-DALTON, Amaud	13	2	3	5	1.0-1	.	.	.	.	1-0	.	.	.
21 SPREWELL, Gleson	12	1	3	4	.	.	2-44	1	.	.	.	.	.
9A CHARLES-PIERRE, Oliv	4	2	.	2	.	.	.	.	.	.	.	.	.
50 AJJOLAYA, Hakeem	11	1	1	2	1.0-3	1.0-3	.	.	1	.	.	.	.
87 HERSLOW, Jake	13	.	2	2	.	.	.	.	.	.	.	.	.
99 BEADLES, Justin	1	1	.	1	1.0-7	1.0-7	.	.	.	.	.	.	.
5B SAVANAH, Ken	1	.	1	1	.	.	.	.	.	.	.	.	.
84 McGOWAN, Cole	5	1	.	1	.	.	.	.	.	.	.	.	.
35 STARKS, Jamel	3	.	1	1	.	.	.	.	.	.	.	.	.
2C MORGAN, Ja'Kori	4	1	.	1	.	.	.	.	.	.	.	1	.
2E DIXON, Dylan	6	1	.	1	.	.	.	.	.	.	.	.	.
3 TUNE, Clayton	13	.	1	1	.	.	.	.	.	.	.	.	.
25 SMALL, D.J.	6	1	.	1	.	.	.	1	.	.	.	.	.
3B DUKE, Alexander	7	1	.	1	1.0-2	.	.	.	.	.	.	.	.
34 CAR, Mulbah	12	.	1	1	.	.	.	.	.	.	.	.	.
20 CARTER, KeSean	9	1	.	1	.	.	.	.	.	.	.	.	.
13 SINGLETON, Jeremy	13	.	1	1	.	.	.	.	.	.	.	.	.
65 RUSSEY, Kody	13	.	1	1	.	.	.	.	.	.	.	.	.
1 DELL, Nathaniel	13	1	.	1	.	.	.	.	.	.	.	.	.
TM Team	13	.	.	.	.	.	.	.	.	.	.	.	1
Total.....	13	442	326	768	93-380	44-273	14-210	42	34	8-23	11	5	1
Opponents.....	13	541	356	897	99.0-394	37-277	10-85	38	15	2-0	7	.	.

**HOUSTON GIVEAWAYS/TAKEAWAYS**

Game	Giveaways			Takeaways			Dif.
	Fum	Int	Tot	Fum	Int	Tot	
vs. Texas Tech	0	4	4	1	0	1	-3
at Rice	0	0	0	0	3	3	+3
Grambling	0	1	1	1	0	1	--
Navy	0	0	0	1	0	1	+1
at Tulsa	0	1	1	0	3	3	+2
at Tulane	0	0	0	1	0	1	+1
ECU	1	0	1	3	0	3	+2
SMU	1	0	0	0	1	1	--
at USF	0	0	0	0	2	2	+2
at Temple	1	0	1	0	3	3	+2
Memphis	0	2	2	0	2	2	--
UConn	0	1	1	0	0	0	-1
Cincinnati	2	1	3	0	0	0	-3

**OPENING DRIVES — OFFENSE**

Game	1st Half	2nd Half
vs. Texas Tech	Touchdown	Punt
at Rice	Touchdown	Touchdown
Grambling	Missed FG	Touchdown
Navy	Downs	Missed FG
at Tulsa	Punt	Punt
at Tulane	Touchdown	Downs
ECU	Field Goal	Punt
SMU	Touchdown	Field Goal
at USF	Punt	Touchdown
at Temple	Punt	Touchdown
Memphis	Missed FG	Punt
UConn	Touchdown	Punt
Cincinnati	Punt	Interception

**OPENING DRIVES — DEFENSE**

Game	1st Half	2nd Half
vs. Texas Tech	Fumble	Punt
at Rice	Punt	Punt
Grambling	Punt	Punt
Navy	Touchdown	Punt
at Tulsa	Punt	INT
at Tulane	Punt	TD
ECU	Field Goal	Downs
SMU	Punt	Punt
USF	Punt	Touchdown
at Temple	Punt	Punt
Memphis	Punt	Interception
UConn	Punt	Punt
Cincinnati	Touchdown	Touchdown

**COIN TOSS**

Game	Result	Score
vs. Texas Tech	Lost (Received)	L, 21-38
at Rice	Won (Deferred)	W, 44-7
Grambling	Lost (Received)	W, 45-0
Navy	Lost (Deferred)	W, 28-20
at Tulsa	Lost (Received)	W, 45-10
at Tulane	Won (Deferred)	W, 40-22
ECU	Lost (Deferred)	W, 31-24
SMU	Lost (Deferred)	W, 44-37
at USF	Won (Deferred)	W, 54-42
at Temple	Won (Deferred)	W, 37-8
Memphis	Won (Deferred)	W, 31-13
UConn	Won (Deferred)	W, 45-17
Cincinnati	Lost (Deferred)	L, 35-20

DEFENSIVE GAME-BY-GAME

TACKLES

TOTAL TACKLES	UA-A	TOT	TECH	RICE	GRAM	NAVY	TLS	TUL	ECU	SMU	USF	TEMP	MEM	UCONN	CIN
MUTIN, Donovan	42-27	69	4-4	2-0	5-2	4-4	2-1	5-2	7-2	3-2	4-0	2-6	3-1	DNP	1-3
WILLIAMS, Damar	47-10	57	4-0	2-4	1-0	9-1	1-0	8-1	5-0	5-2	-	1-0	5-0	1-1	5-1
ANDERSON, Deont	25-29	54	1-1	1-3	0-3	3-3	2-3	4-1	0-1	1-1	2-1	2-5	6-2	0-3	3-2
PARISH, Derek	24-28	52	2-1	0-1	1-2	6-6	0-2	6-2	1-4	-	2-1	0-2	2-2	3-3	1-2
JONES, Marcus	37-11	48	5-1	-	1-0	-	3-1	2-4	5-2	6-0	4-0	3-1	5-1	1-1	2-0
HALL, Logan	24-24	48	3-0	2-6	0-2	1-2	1-1	4-1	1-2	0-2	5-1	-	2-2	3-3	2-2
OWENS, Gervarri	29-15	44	3-0	-	0-1	2-3	1-0	4-1	4-1	2-1	2-0	2-0	1-1	3-4	5-3
HYPOLITE, Hasaa	21-18	39	1-0	2-2	1-1	1-3	0-2	2-0	5-2	-	4-3	-	3-2	2-0	0-3
ROBINSON, Malik	15-17	32	1-2	2-4	1-0	1-4	2-1	0-1	-	-	1-0	0-1	5-1	2-2	0-1
ANENIH, David	14-14	28	0-1	0-4	1-2	3-1	2-1	2-2	2-0	-	1-0	1-0	1-0	1-0	0-3
BELL, Atlas	12-14	26	0-1	1-1	1-4	2-1	-	1-0	2-0	1-2	1-1	0-3	1-0	2-1	-
HOGAN, Alex	21-4	25	2-0	0-1	-	-	2-0	1-0	-	7-1	3-0	1-0	3-1	2-1	DNP
NWANKWO, Chido	9-13	22	DNP	DNP	DNP	2-1	0-1	-	1-3	-	0-1	3-1	2-1	1-3	0-2
ROGERS, Jayce	14-6	20	-	1-0	0-2	-	-	0-2	2-1	5-1	4-0	-	-	1-0	1-0
NUNNERY, Mannie	8-11	19	1-1	1-1	-	0-1	0-1	-	3-3	-	0-1	1-0	1-1	1-2	-
BANKSTON, Latre	8-10	18	2-0	2-5	2-2	-	0-3	1-0	1-0	DNP	-	-	-	DNP	DNP
JONES, D'Anthon	10-7	17	2-0	0-1	0-2	DNP	2-1	1-1	1-1	-	1-0	0-1	-	3-0	-
CEASER, Nelson	9-8	17	DNP	DNP	0-2	0-2	1-1	2-0	2-1	1-0	-	-	2-0	1-2	-
STEWART, JoVann	5-11	16	-	0-3	1-1	1-1	1-1	-	0-1	1-0	-	DNP	0-2	1-1	0-1
GREEN, Art	11-4	15	1-0	1-0	-	0-1	4-0	1-0	-	1-0	1-1	0-2	-	1-0	1-0
VAUGHN, Garriso	10-3	13	-	2-3	1-0	-	2-0	3-0	1-0	-	-	DNP	-	1-0	-
NEAL, Jamykal	5-7	12	DNP	0-1	-	-	1-1	-	DNP	3-1	-	0-1	-	1-2	0-1
CARMOUCHE, Jord	4-7	11	-	1-1	0-1	-	0-1	DNP	DNP	-	1-2	1-0	-	1-2	DNP
BROOKS, Antonio	7-4	11	-	0-2	2-0	-	1-0	-	-	-	-	2-1	1-1	1-0	DNP
GOODEN, Elijah	6-2	8	-	-	2-0	-	-	2-0	0-1	-	-	2-0	0-1	-	DNP
LEWIS, Shaun	3-4	7	DNP	0-4	-	-	2-0	DNP	DNP	-	-	-	-	1-0	-
MWANIKI, Thabo	5-1	6	2-0	1-1	-	1-0	-	-	-	-	1-0	-	-	-	DNP
WILLIS-DALTON	2-3	5	-	0-2	1-0	-	-	-	-	-	-	-	-	1-1	-
WILLIAMS, Sedri	3-2	5	3-2	-	DNP	DNP	DNP	DNP	DNP	DNP	DNP	DNP	DNP	DNP	-
SPREWELL, Gleso	1-3	4	-	-	1-2	-	-	-	0-1	-	-	-	-	-	DNP
AJJOLAINA, Hak	1-1	2	DNP	-	0-1	DNP	-	-	-	-	-	-	-	1-0	-
HERSLOW, Jake	0-2	2	-	-	-	-	-	-	-	-	-	-	0-2	-	-
CHARLES-PIERRE	2-0	2	-	-	2-0	-	DNP	DNP	DNP	DNP	DNP	DNP	DNP	DNP	DNP
DUKE, Alexander	1-0	1	DNP	-	1-0	DNP	DNP	-	DNP	DNP	-	-	-	-	DNP
SAVANAH, Ken	0-1	1	DNP	DNP	DNP	DNP	DNP	DNP	DNP	DNP	DNP	DNP	DNP	0-1	DNP
SMALL, D.J.	1-0	1	DNP	-	-	DNP	1-0	DNP	-	DNP	DNP	DNP	-	-	DNP
CARTER, KeSean	1-0	1	-	-	-	-	-	1-0	-	-	-	DNP	DNP	DNP	DNP
BEADLES, Justin	1-0	1	DNP	DNP	DNP	DNP	DNP	DNP	DNP	DNP	DNP	DNP	DNP	1-0	DNP
MORGAN, Ja'Kori	1-0	1	DNP	DNP	DNP	DNP	DNP	DNP	DNP	DNP	DNP	-	-	-	1-0
SINGLETON, Jere	0-1	1	-	-	-	-	-	-	-	-	-	-	-	-	0-1
TUNE, Clayton	0-1	1	-	-	-	-	-	-	-	-	-	-	0-1	-	-
STARCKS, Jamel	0-1	1	DNP	DNP	-	DNP	DNP	DNP	DNP	DNP	DNP	DNP	-	0-1	DNP
DIXON, Dylan	1-0	1	DNP	DNP	DNP	DNP	1-0	-	-	-	-	DNP	DNP	-	DNP
CAR, Mulbah	0-1	1	-	-	DNP	-	-	-	-	0-1	-	-	-	-	-
RUSSEY, Kody	0-1	1	-	-	-	-	-	-	-	-	-	-	-	-	0-1
DELL, Nathaniel	1-0	1	-	-	1-0	-	-	-	-	-	-	-	-	-	-
McGOWAN, Cole	1-0	1	DNP	DNP	DNP	DNP	DNP	DNP	DNP	DNP	1-0	-	-	-	-

DEFENSIVE GAME-BY-GAME

TACKLES FOR LOSS

TACKLES FOR LOSS	UA-A	TOT	TECH	RICE	GRAM	NAVY	TLS	TUL	ECU	SMU	USF	TEMP	MEM	UCONN	CIN
HALL, Logan	11-5	13.5	-	2.5-5	-	-	1.5-13	3.0-16	1.0-2	0.5-2	1.0-2	-	0.5-3	2.5-8	1.0-10
PARISH, Derek	8-5	10.5	1.0-7	-	0.5-3	2.0-4	0.5-2	1.5-7	-	-	1.5-2	-	2.5-15	1.0-2	-
JONES, D'Anthon	8-3	9.5	2.0-8	0.5-3	0.5-0	DNP	2.0-6	1.0-19	1.5-3	-	-	-	-	2.0-11	-
ANENIH, David	6-5	8.5	-	0.5-2	1.5-14	0.5-1	1.5-7	2.5-12	1.0-6	-	1.0-3	-	-	-	-
BELL, Atlas	4-5	6.5	0.5-0	0.5-3	1.0-3	1.0-11	-	-	1.0-8	0.5-3	1.0-1	-	-	1.0-5	-
MUTIN, Donovan	4-2	5.0	0.5-1	1.0-7	1.5-2	-	-	-	1.0-1	1.0-3	-	-	-	DNP	-
BANKSTON, Latre	3-3	4.5	-	1.0-12	1.5-5	-	1.0-7	1.0-1	-	DNP	-	-	-	DNP	DNP
ANDERSON, Deont	3-2	4.0	-	-	-	1.0-3	-	-	-	-	-	-	2.0-5	0.5-1	0.5-1
CEASER, Nelson	2-2	3.0	DNP	DNP	-	-	0.5-4	1.0-7	-	-	-	-	-	1.5-11	-
WILLIAMS, Damar	3-0	3.0	-	-	-	1.0-1	-	-	1.0-3	1.0-1	-	-	-	-	-
NEAL, Jamykal	3-0	3.0	DNP	-	-	-	-	-	DNP	2.0-8	-	-	-	1.0-9	-
HYPOLITE, Hasaa	2-2	3.0	-	1.0-1	0.5-0	-	0.5-1	-	-	-	-	-	-	1.0-1	-
OWENS, Gervarri	1-3	2.5	-	-	-	0.5-0	-	1.0-1	-	-	-	-	-	0.5-1	0.5-0
NUNNERY, Mannie	2-1	2.5	-	-	-	-	0.5-0	-	1.0-2	-	-	-	1.0-1	-	-
ROGERS, Jayce	2-0	2.0	-	-	-	-	-	-	-	1.0-2	-	-	-	-	1.0-4
NWANKWO, Chido	2-0	2.0	DNP	DNP	DNP	-	-	-	1.0-1	-	-	1.0-2	-	-	-
GOODEN, Elijah	1-1	1.5	-	-	-	-	-	1.0-8	0.5-1	-	-	-	-	-	DNP
STEWART, JoVann	1-1	1.5	-	-	-	-	1.0-1	-	-	-	-	DNP	-	0.5-0	-
JONES, Marcus	1-0	1.0	-	-	-	-	-	-	-	1.0-1	-	-	-	-	-
WILLIS-DALTON	1-0	1.0	-	-	1.0-1	-	-	-	-	-	-	-	-	-	-
ROBINSON, Malik	0-2	1.0	0.5-4	-	-	-	-	-	-	-	-	-	-	0.5-4	-
DUKE, Alexander	1-0	1.0	DNP	-	1.0-2	DNP	DNP	-	DNP	DNP	-	-	-	-	DNP
BEADLES, Justin	1-0	1.0	DNP	DNP	DNP	DNP	DNP	DNP	DNP	DNP	DNP	DNP	DNP	1.0-7	DNP
AJJOLAIYA, Hak	1-0	1.0	DNP	-	-	DNP	-	-	-	-	-	-	-	1.0-3	-
CARMOUCHE, Jord	0-1	0.5	-	-	-	-	-	DNP	DNP	-	0.5-1	-	-	-	DNP
WILLIAMS, Sedri	0-1	0.5	0.5-5	-	DNP	DNP	DNP	DNP	DNP	DNP	DNP	DNP	DNP	DNP	-

SACKS

SACKS	UA-A	TOT	TECH	RICE	GRAM	NAVY	TLS	TUL	ECU	SMU	USF	TEMP	MEM	UCONN	CIN
JONES, D'Anthon	6-2	7.0	1.0-7	0.5-3	-	DNP	2.0-6	1.0-19	0.5-1	-	-	-	-	2.0-11	-
HALL, Logan	4-5	6.5	-	0.5-3	-	-	1.5-13	2.0-14	-	0.5-2	-	-	0.5-3	0.5-1	1.0-10
PARISH, Derek	4-3	5.5	1.0-7	-	0.5-3	1.0-3	-	1.5-7	-	-	-	-	1.5-9	-	-
BANKSTON, Latre	3-2	4.0	-	1.0-12	1.0-4	-	1.0-7	1.0-1	-	DNP	-	-	-	DNP	DNP
ANENIH, David	2-3	3.5	-	0.5-2	1.5-14	-	-	0.5-4	1.0-6	-	-	-	-	-	-
BELL, Atlas	2-2	3.0	-	0.5-3	-	1.0-11	-	-	1.0-8	0.5-3	-	-	-	-	-
CEASER, Nelson	2-2	3.0	DNP	DNP	-	-	0.5-4	1.0-7	-	-	-	-	-	1.5-11	-
MUTIN, Donovan	2-0	2.0	-	1.0-7	-	-	-	-	-	1.0-3	-	-	-	DNP	-
NWANKWO, Chido	2-0	2.0	DNP	DNP	DNP	-	-	-	1.0-1	-	-	1.0-2	-	-	-
GOODEN, Elijah	1-1	1.5	-	-	-	-	-	1.0-8	0.5-1	-	-	-	-	-	DNP
AJJOLAIYA, Hak	1-0	1.0	DNP	-	-	DNP	-	-	-	-	-	-	-	1.0-3	-
NEAL, Jamykal	1-0	1.0	DNP	-	-	-	-	-	DNP	1.0-6	-	-	-	-	-
BEADLES, Justin	1-0	1.0	DNP	DNP	DNP	DNP	DNP	DNP	DNP	DNP	DNP	DNP	DNP	1.0-7	DNP
ROBINSON, Malik	0-2	1.0	0.5-4	-	-	-	-	-	-	-	-	-	-	0.5-4	-
NUNNERY, Mannie	1-0	1.0	-	-	-	-	-	-	1.0-2	-	-	-	-	-	-
ANDERSON, Deont	0-1	0.5	-	-	-	-	-	-	-	-	-	-	-	0.5-1	-
WILLIAMS, Sedri	0-1	0.5	0.5-5	-	DNP	DNP	DNP	DNP	DNP	DNP	DNP	DNP	DNP	DNP	-

### HOUSTON SEASON HIGHS

Rushes	47	at Cincinnati (Dec 4, 2021)
Yards Rushing	261	at South Florida (Nov 6, 2021)
Yards Per Rush	6.7	at South Florida (Nov 6, 2021)
TD Rushes	4	at South Florida (Nov 6, 2021)
Pass attempts	38	vs Texas Tech (Sep 4, 2021) vs SMU (Oct 30, 2021)
Pass completions	27	vs Texas Tech (Sep 4, 2021) vs SMU (Oct 30, 2021)
Yards Passing	412	vs SMU (Oct 30, 2021)
Yards Per Pass	14.8	at South Florida (Nov 6, 2021)
TD Passes	4	vs SMU (Oct 30, 2021) at UConn (Nov 27, 2021)
Total Plays	81	at Temple (Nov 13, 2021)
Total Offense	646	at South Florida (Nov 6, 2021)
Yards Per Play	9.9	at South Florida (Nov 6, 2021)
Points	54	at South Florida (Nov 6, 2021)
Sacks By	8	at Tulane (Oct 7, 2021)
First Downs	31	at South Florida (Nov 6, 2021)
Penalties	11	at Tulsa (Oct 1, 2021) vs Memphis (Nov 19, 2021)
Penalty Yards	122	vs Memphis (Nov 19, 2021)
Turnovers	4	vs Texas Tech (Sep 4, 2021)
Interceptions By	3	at Rice (Sep 11, 2021) at Tulsa (Oct 1, 2021) at Temple (Nov 13, 2021)
Punts	7	vs East Carolina (Oct 23, 2021)
Punting Avg	49.7	vs Texas Tech (Sep 4, 2021)
Long Punt	56	vs Navy (Sep 25, 2021)
Punts inside 20	3	at Rice (Sep 11, 2021) vs Memphis (Nov 19, 2021)
Long Punt Return	73	vs Navy (Sep 25, 2021)

### HOUSTON GAME HIGHS

Rushes	23	TUNE, Clayton at Cincinnati (Dec 4, 2021)
Yards Rushing	130	HENRY, Ta'Zhawn at South Florida (Nov 6, 2021)
TD Rushes	3	McCASKILL, Alton at Tulsa (Oct 1, 2021) McCASKILL, Alton at South Florida (Nov 6, 2021)
Long Rush	97	HENRY, Ta'Zhawn at South Florida (Nov 6, 2021)
Pass attempts	38	TUNE, Clayton vs Texas Tech (Sep 4, 2021)
Pass completions	27	TUNE, Clayton vs Texas Tech (Sep 4, 2021) TUNE, Clayton vs SMU (Oct 30, 2021)
Yards Passing	412	TUNE, Clayton vs SMU (Oct 30, 2021)
TD Passes	4	TUNE, Clayton vs SMU (Oct 30, 2021) TUNE, Clayton at UConn (Nov 27, 2021)
Long Pass	55	TUNE, Clayton vs SMU (Oct 30, 2021) TUNE, Clayton at South Florida (Nov 6, 2021)
Receptions	9	DELL, Nathaniel vs SMU (Oct 30, 2021) DELL, Nathaniel at Cincinnati (Dec 4, 2021)
Yards Receiving	165	DELL, Nathaniel vs SMU (Oct 30, 2021)
TD Receptions	3	DELL, Nathaniel vs SMU (Oct 30, 2021)
Long Reception	55	SINGLETON, Jeremy vs SMU (Oct 30, 2021) DELL, Nathaniel at South Florida (Nov 6, 2021)
Field Goals	3	WITHERSPOON, Dalton vs SMU (Oct 30, 2021)
Long Field Goal	50	WITHERSPOON, Dalton vs SMU (Oct 30, 2021)
Punts	7	WILKINS, Laine vs East Carolina (Oct 23, 2021)
Punting Avg	49.7	WILKINS, Laine vs Texas Tech (Sep 4, 2021)
Long Punt	56	WILKINS, Laine vs Navy (Sep 25, 2021)
Punts inside 20	3	WILKINS, Laine at Rice (Sep 11, 2021) WILKINS, Laine vs Memphis (Nov 19, 2021)
Long Punt Return	73	JONES, Marcus vs Navy (Sep 25, 2021)
Long Kickoff Return	100	JONES, Marcus vs SMU (Oct 30, 2021)
Tackles	12	PARISH, Derek vs Navy (Sep 25, 2021)
Sacks	2.0	JONES, D'Anthony at Tulsa (Oct 1, 2021) HALL, Logan at Tulane (Oct 7, 2021) JONES, D'Anthony at UConn (Nov 27, 2021)
Tackles For Loss	3.0	HALL, Logan at Tulane (Oct 7, 2021)
Interceptions	2	JONES, Marcus vs Memphis (Nov 19, 2021)

### HOUSTON'S LONGEST PLAYS

Rushing	97	Ta'Zhawn Henry, at South Florida (Nov. 6, 2021)
Passing	55	2x, last Dell, at South Florida (Nov. 6, 2021)
Field Goal	50	Dalton Witherspoon, vs. SMU (Oct 30, 2021)
Punt	56	Laine Wilkins, vs Navy (Sep 25, 2021)
Punt Return	73	Marcus Jones, vs Navy (Sep 25, 2021)
Kickoff Return	100	Marcus Jones, vs SMU (Oct 30, 2021)
Interception Return	91	Alex Hogan, at Rice (Sep 11, 2021)
Fumble Return	23	Deontay Anderson, vs. ECU (Oct 23, 2021)

### OPPONENT SEASON HIGHS

Rushes	19	Griffin,Khalan, at Rice (Sep 11, 2021) Arline,Xavier, vs Navy (Sep 25, 2021)
Yards Rushing	187	Ford,Jerome, at Cincinnati (Dec 4, 2021)
TD Rushes	2	Brooks,Tahj, vs Texas Tech (Sep 4, 2021) Ford,Jerome, at Cincinnati (Dec 4, 2021)
Long Rush	79	Ford,Jerome, at Cincinnati (Dec 4, 2021)
Pass attempts	46	McClain,Timmy, at South Florida (Nov 6, 2021)
Pass completions	24	Mordecai,Tanner, vs SMU (Oct 30, 2021)
Yards Passing	305	Mordecai,Tanner, vs SMU (Oct 30, 2021)
TD Passes	3	Mordecai,Tanner, vs SMU (Oct 30, 2021) Ridder,Desmond, at Cincinnati (Dec 4, 2021)
Long Pass	50	Shough,Tyler, vs Texas Tech (Sep 4, 2021) Mordecai,Tanner, vs SMU (Oct 30, 2021)
Receptions	7	Ezukanma,Erik, vs Texas Tech (Sep 4, 2021) Snead,Tyler, vs East Carolina (Oct 23, 2021)
Yards Receiving	179	Ezukanma,Erik, vs Texas Tech (Sep 4, 2021)
TD Receptions	1	17 times
Long Reception	50	Ezukanma,Erik, vs Texas Tech (Sep 4, 2021) Siggers,Tre, vs SMU (Oct 30, 2021)
Field Goals	2	Nichols,Bijan, vs Navy (Sep 25, 2021) Kemp,David, vs Memphis (Nov 19, 2021)
Long Field Goal	45	Mazza,Blake, vs SMU (Oct 30, 2021)
Punts	12	Urban,Garrett, vs Grambling State (Sep 18, 2021)
Punting Avg	49.8	Wilson,Lachlan, at Tulsa (Oct 1, 2021)
Long Punt	55	Mendes,Charlie, at Rice (Sep 11, 2021) Wilson,Lachlan, at Tulsa (Oct 1, 2021)
Punts inside 20	3	Urban,Garrett, vs Grambling State (Sep 18, 2021)
Long Punt Return	15	Mannix,McLane, vs Texas Tech (Sep 4, 2021)
Long Kickoff Return	100	Massey,Bryan, vs SMU (Oct 30, 2021) Battie,Brian, at South Florida (Nov 6, 2021)
Tackles	12	Grier,Antonio, at South Florida (Nov 6, 2021) Swenson,Ian, at UConn (Nov 27, 2021)
Sacks	2.0	Varner,Darian, at Temple (Nov 13, 2021) Dublanko,Joel, at Cincinnati (Dec 4, 2021)
Tackles For Loss	3.0	Kwenkeu,William, at Temple (Nov 13, 2021) Griffin,M.J., at Temple (Nov 13, 2021)
Interceptions	1	10 times

### OPPONENT GAME HIGHS

Rushes	52	vs Navy (Sep 25, 2021)
Yards Rushing	210	at Cincinnati (Dec 4, 2021)
Yards Per Rush	7.5	at Cincinnati (Dec 4, 2021)
TD Rushes	3	vs Texas Tech (Sep 4, 2021)
Pass attempts	46	at South Florida (Nov 6, 2021) vs Memphis (Nov 19, 2021)
Pass completions	24	vs SMU (Oct 30, 2021)
Yards Passing	305	vs SMU (Oct 30, 2021)
Yards Per Pass	12.2	vs Navy (Sep 25, 2021)
TD Passes	3	vs SMU (Oct 30, 2021) at Cincinnati (Dec 4, 2021)
Total Plays	74	vs Memphis (Nov 19, 2021)
Total Offense	400	at Cincinnati (Dec 4, 2021)
Yards Per Play	8.9	at Cincinnati (Dec 4, 2021)
Points	42	at South Florida (Nov 6, 2021)
Sacks By	8	at Cincinnati (Dec 4, 2021)
First Downs	24	vs Memphis (Nov 19, 2021)
Penalties	11	at Tulsa (Oct 1, 2021)
Penalty Yards	120	at Tulsa (Oct 1, 2021)
Turnovers	3	at Rice (Sep 11, 2021) at Tulsa (Oct 1, 2021) vs East Carolina (Oct 23, 2021)
Interceptions By	4	vs Texas Tech (Sep 4, 2021)
Punts	12	vs Grambling State (Sep 18, 2021)
Punting Avg	46.6	at Tulane (Oct 7, 2021)
Long Punt	55	at Rice (Sep 11, 2021) at Tulsa (Oct 1, 2021)
Punts inside 20	3	vs Grambling State (Sep 18, 2021)
Long Punt Return	15	vs Texas Tech (Sep 4, 2021)

### OPPONENTS' LONGEST PLAYS

Rushing	79	Jerome Ford at Cincinnati (Dec. 4, 2021)
Passing	50	2x, last Tanner Mordecai, SMU (Oct. 30, 2021)
Field Goal	45	Bryan Massey, SMU (Oct. 30, 2021)
Punt	55	2x, last Lachlan Wilson, Tulsa (Oct 1, 2021)
Punt Return	15	McLane Mannix, Texas Tech (Sep 4, 2021)
Kickoff Return	100	Bryan Massey, SMU (Oct. 30, 2021)
Interception Return	25	Rodney Owens, Memphis (Nov. 19, 2021)
Fumble Return		

20-Yard Plus Plays

Yards	Type	Player	Opponent
*100	KR	JONES, Marcus	SMU
*98	KR	JONES, Marcus	East Carolina
*97	Rush	HENRY, Ta'Zawn	South Florida
*91	INT	HOGAN, Alex	Rice
*73	PR	JONES, Marcus	Navy
*55	Pass	DELL, Nathaniel from TUNE, Clayton	South Florida
55	Pass	SINGLETON, Jeremy from TUNE, Clayton	SMU
53	Pass	DELL, Nathaniel from TUNE, Clayton	Cincinnati
52	Pass	DELL, Nathaniel from TUNE, Clayton	SMU
*49	Pass	HERSLOW, Jake from TUNE, Clayton	UConn
49	KR	JONES, Marcus	UConn
*48	PR	JONES, Marcus	Grambling State
*48	Pass	DELL, Nathaniel from TUNE, Clayton	SMU
*47	Pass	JONES, Marcus from TUNE, Clayton	Navy
*47	Pass	SINGLETON, Jeremy from TUNE, Clayton	Tulsa
47	PR	JONES, Marcus	Tulsa
*45	INT	OWENS, Gervarrius	Tulsa
44	INT	SPREWELL, Gleson	Temple
44	KR	JONES, Marcus	South Florida
42	Rush	TUNE, Clayton	Rice
42	Pass	SINGLETON, Jeremy from TUNE, Clayton	UConn
40	Pass	TRAHAN, Christian from TUNE, Clayton	Tulsa
38	Rush	MUTIN, Donovan	Temple
37	Pass	HERSLOW, Jake from TUNE, Clayton	SMU
37	Pass	DELL, Nathaniel from OGBOGU, Ike	Grambling State
*36	Rush	McCASKILL, Alton	Memphis
36	Pass	DELL, Nathaniel from TUNE, Clayton	Tulane
35	KR	HENRY, Ta'Zawn	UConn
*35	Rush	McCASKILL, Alton	Tulane
*35	Pass	ERWIN, Jaylen from TUNE, Clayton	Temple
*35	Pass	McCASKILL, Alton from TUNE, Clayton	Rice
*34	Pass	SINGLETON, Jeremy from TUNE, Clayton	UConn
34	Pass	HERSLOW, Jake from TUNE, Clayton	UConn
*34	Rush	McCASKILL, Alton	Grambling State
*34	Rush	McCASKILL, Alton	Temple
34	Pass	TRAHAN, Christian from TUNE, Clayton	Navy
33	KR	DELL, Nathaniel	Texas Tech
32	Rush	TUNE, Clayton	Texas Tech
*31	Rush	McCASKILL, Alton	UConn
31	Pass	SINGLETON, Jeremy from TUNE, Clayton	Memphis
30	Pass	HENRY, Ta'Zawn from TUNE, Clayton	Tulane
*29	Pass	SINGLETON, Jeremy from TUNE, Clayton	Tulane
29	Pass	JONES, Marcus from TUNE, Clayton	Rice
29	Pass	CARTER, KeSean from TUNE, Clayton	South Florida
29	Pass	DELL, Nathaniel from TUNE, Clayton	Memphis
28	Pass	DELL, Nathaniel from TUNE, Clayton	Tulsa
28	INT	OWENS, Gervarrius	Temple
28	KR	DELL, Nathaniel	Grambling State
28	KR	JONES, Marcus	Cincinnati
27	Pass	CARTER, KeSean from TUNE, Clayton	SMU
*27	Rush	McCASKILL, Alton	Tulsa
*27	Pass	SINGLETON, Jeremy from TUNE, Clayton	South Florida
27	Pass	HERSLOW, Jake from OGBOGU, Ike	Grambling State
26	Pass	CARTER, KeSean from TUNE, Clayton	Tulane
25	Pass	CARTER, KeSean from TUNE, Clayton	South Florida
*25	Rush	McCASKILL, Alton	East Carolina
25	PR	JONES, Marcus	Memphis
25	Pass	GREEN, Seth from TUNE, Clayton	Temple
24	KR	JONES, Marcus	Cincinnati
24	Rush	McCASKILL, Alton	South Florida
24	Pass	DELL, Nathaniel from TUNE, Clayton	Texas Tech
24	Pass	TRAHAN, Christian from TUNE, Clayton	East Carolina
24	Pass	DELL, Nathaniel from TUNE, Clayton	Cincinnati
24	KR	JONES, Marcus	SMU
23	KR	DELL, Nathaniel	Navy
23	KR	JONES, Marcus	East Carolina
23	Pass	DELL, Nathaniel from TUNE, Clayton	South Florida
23	Pass	GREEN, Seth from TUNE, Clayton	Cincinnati
*23	Pass	DELL, Nathaniel from TUNE, Clayton	Texas Tech
23	FR	ANDERSON, Deontay	East Carolina
23	Pass	SINGLETON, Jeremy from OGBOGU, Ike	Grambling State
22	Rush	McCASKILL, Alton	Tulsa
22	Pass	DELL, Nathaniel from TUNE, Clayton	Rice
22	Rush	TUNE, Clayton	Memphis
22	KR	JONES, Marcus	Cincinnati

\*Touchdown scored

Long Plays by the Numbers

Long Plays by Yards	Number	TD
100+	1	1
90-99	3	3
80-89	0	0
70-79	1	1
60-69	0	0
50-59	4	1
40-49	13	6
30-39	19	8
20-29	48	6

Long Plays by the Type

Long Plays by Yards	Number	TD
Rushing	17	9
Passing	47	11
Punt returns	5	2
Kick returns	15	2
Interceptions	4	2
Fumble returns	1	0
Other	0	0
TOTAL	89	26

20-Yard Plus by Player

Player	No.	TD	Rush	Rec.	KR	PR	IR	FR
Player	No.	TD	R	P	KR	PR	IR	FR
DELL, Nathaniel	20	3	0	17	3	0	0	0
JONES, Marcus	18	5	0	2	11	5	0	0
McCASKILL, Alton	11	8	10	1	0	0	0	0
SINGLETON, Jeremy	9	4	0	9	0	0	0	0
CARTER, KeSean	5	0	0	5	0	0	0	0
HERSLOW, Jake	4	1	0	4	0	0	0	0
HENRY, Ta'Zawn	4	1	2	1	1	0	0	0
TUNE, Clayton	4	1	4	0	0	0	0	0
TRAHAN, Christian	4	0	0	4	0	0	0	0
GREEN, Seth	3	0	0	3	0	0	0	0
OWENS, Gervarrius	2	1	0	0	0	0	2	0
ERWIN, Jaylen	1	1	0	1	0	0	0	0
HOGAN, Alex	1	1	0	0	0	0	1	0
ANDERSON, Deontay	1	0	0	0	0	0	0	1
MUTIN, Donovan	1	0	1	0	0	0	0	0
SPREWELL, Gleson	1	0	0	0	0	0	1	0
TOTAL	89	26	17	47	15	5	4	1

SCORING DRIVES

HOUSTON

Qtr.	Opp.	Time	Scoring Play	Conversion	Play-Yards	TOP	Score (UH-Opp)
1	Texas Tech	6:37	Clayton Tune 1 yd run	Dalton Witherspoon kick	16-75	8:23	7-0
	Texas Tech	2:13	Clayton Tune 23 yd pass to Nathaniel Dell	Dalton Witherspoon kick	8-54	4:22	14-0
2	Texas Tech	0:23	Clayton Tune 9 yd pass to Seth Green	Dalton Witherspoon kick	13-75	4:52	21-7
	at Rice	10:08	Clayton Tune 35 yd pass to Alton McCaskill	Dalton Witherspoon kick	8-84	3:30	7-0
1	at Rice	5:37	Dalton Witherspoon 38 yd field goal		7-56	3:18	10-0
	at Rice	2:19	Clayton Tune 8 yd pass to Jake Herslow	Dalton Witherspoon kick	6-48	2:37	17-0
3	at Rice	7:18	Alton McCaskill 1 yd rush	Dalton Witherspoon kick	17-75	7:42	24-7
	at Rice	0:01	Alton McCaskill 2 yd rush	Dalton Witherspoon kick	10-85	4:29	31-7
4	at Rice	4:51	Chandler Smith 14 yd rush	Dalton Witherspoon kick	2-20	0:49	38-7
	at Rice	0:00	Alex Hogan 91 yd interception return				44-7
1	Grambling	0:15	DELL, Nathaniel 16 yd pass from OGBOGU, Ike	WITHERSPOON, Dalton kick	6-47	2:06	7-0
2	Grambling	10:40	JONES, Marcus 48 yd punt return	WITHERSPOON, Dalton kick			14-0
	Grambling	05:23	McCASKILL, Alton 17 yd run	WITHERSPOON, Dalton kick	8-80	3:03	21-0
3	Grambling	11:54	McCASKILL, Alton 34 yd run	WITHERSPOON, Dalton kick	4-48	0:59	28-0
	Grambling	07:01	DELL, Nathaniel 10 yd pass from OGBOGU, Ike	WITHERSPOON, Dalton kick	7-56	3:32	35-0
4	Grambling	02:03	HENRY, Ta'Zhaw'n 1 yd run	WITHERSPOON, Dalton kick	6-58	3:06	42-0
	Grambling	06:10	WITHERSPOON, Dalton 22 yd field goal		15-62	8:38	45-0
1	Navy	01:35	JONES, Marcus 73 yd punt return	WITHERSPOON, Dalton kick			7-7
3	Navy	03:16	HENRY, Ta'Zhaw'n 2 yd run	RAMSEY, Kyle kick	7-4	4:23	14-17
	Navy	14:53	JONES, Marcus 47 yd pass from TUNE, Clayton	RAMSEY, Kyle kick	7-8	1:55	21-17
4	Navy	12:08	HENRY, Ta'Zhaw'n 1 yd run	RAMSEY, Kyle kick	5-26	2:39	28-17
	at Tulsa	04:23	McCASKILL, Alton 1 yd run	WITHERSPOON, Dalton kick	8-81	4:29	7-0
1	at Tulsa	01:14	SINGLETON, Jeremy 47 yd pass from TUNE, Clayton	WITHERSPOON, Dalton kick	4-85	1:21	14-0
	at Tulsa	13:01	McCASKILL, Alton 27 yd run	WITHERSPOON, Dalton kick	3-56	1:10	21-0
2	at Tulsa	09:33	McCASKILL, Alton 1 yd run	WITHERSPOON, Dalton kick	5-32	2:01	28-0
	at Tulsa	14:06	OWENS, Gervarrius 45 yd interception return	WITHERSPOON, Dalton kick			35-3
3	at Tulsa	14:55	GREEN, Seth 8 yd pass from TUNE, Clayton	WITHERSPOON, Dalton kick	9-57	4:32	42-3
	at Tulsa	04:19	WITHERSPOON, Dalton 48 yd field goal		9-44	5:07	45-10
1	at Tulane	08:04	TRAHAN, Christian 11 yd pass from TUNE, Clayton	WITHERSPOON, Dalton kick	11-76	5:14	7-0
	at Tulane	00:22	SINGLETON, Jeremy 17 yd pass from TUNE, Clayton	WITHERSPOON, Dalton kick	7-64	2:58	14-0
2	at Tulane	03:33	WITHERSPOON, Dalton 46 yd field goal		7-20	2:26	17-8
	at Tulane	08:16	WITHERSPOON, Dalton 24 yd field goal		5-28	1:17	20-22
3	at Tulane	01:20	SINGLETON, Jeremy 29 yd pass from TUNE, Clayton	TUNE, Clayton pass failed)	11-80	4:40	26-22
	at Tulane	09:28	HENRY, Ta'Zhaw'n 8 yd run	WITHERSPOON, Dalton kick	6-39	3:20	33-22
4	at Tulane	01:03	McCASKILL, Alton 35 yd run	WITHERSPOON, Dalton kick	6-53	1:59	40-22
	ECU	06:56	WITHERSPOON, Dalton 21-yard field goal		11-70	04:37	3-3
1	ECU	05:34	JONES, Marcus 98 yd kickoff return	WITHERSPOON, Dalton kick	10-10	00:00	10-10
	ECU	01:38	TRAHAN, Christian 2 yd pass from TUNE, Clayton	WITHERSPOON, Dalton kick	5-32	02:47	17-10
2	ECU	03:12	DELL, Nathaniel 14 yd pass from TUNE, Clayton	WITHERSPOON, Dalton kick	2-13	00:22	24-10
	OT1	00:00	MCCASKILL, Alton 25 yd rush	WITHERSPOON, Dalton kick	1-25		24-31
1	SMU	11:20	DELL, Nathaniel 7 yd pass from TUNE, Clayton	WITHERSPOON, Dalton kick	9-78	03:35	7-0
	SMU	09:26	DELL, Nathaniel 48 yd pass from TUNE, Clayton	WITHERSPOON, Dalton kick	2-56	00:33	0-14
2	SMU	02:20	WITHERSPOON, Dalton 50 yd field goal		9-55	04:32	0-17
	SMU	11:41	WITHERSPOON, Dalton 23 yd FG,		7-69	03:19	7-20
3	SMU	00:00	WITHERSPOON, Dalton 30 yd FG,		12-62	02:45	20-23
	SMU	09:22	DELL, Nathaniel 17 yd pass from TUNE, Clayton	WITHERSPOON, Dalton kick	11-72	05:17	27-30
4	SMU	13:36	CARTER, KeSean 4 yd pass from TUNE, Clayton	WITHERSPOON, Dalton kick	14-75	07:10	34-37
	SMU	00:17	JONES, Marcus 100 yd kickoff return	WITHERSPOON, Dalton kick		00:00	37-44
1	at USF	08:35	HERSLOW, Jake 18 yd pass from TUNE, Clayton	WITHERSPOON, Dalton kick	7-56	02:51	7-7
	at USF	03:34	BELL, Atlas SAFETY			00:44	9-14
2	at USF	14:52	WITHERSPOON, Dalton 19 yd FG,		8-56	03:37	12-14
	at USF	08:19	MCCASKILL, Alton 6 yd rush	WITHERSPOON, Dalton kick	5-54	01:51	19-21
3	at USF	02:30	DELL, Nathaniel 55 yd pass from TUNE, Clayton	WITHERSPOON, Dalton kick	3-87	00:40	26-21
	at USF	12:50	MCCASKILL, Alton 2 yd rush	WITHERSPOON, Dalton kick	5-67	02:06	33-28
4	at USF	10:04	HENRY, Ta'Zhaw'n 97 yd rush	WITHERSPOON, Dalton kick	1-97	00:14	40-28
	at USF	04:44	SINGLETON, Jeremy 27 yd pass from TUNE, Clayton	WITHERSPOON, Dalton kick	5-75	02:14	47-35
1	at USF	02:27	MCCASKILL, Alton 16 yd rush	WITHERSPOON, Dalton kick	3-44	01:31	54-42
	at Temple	08:47	MCCASKILL, Alton 3 yd rush	WITHERSPOON, Dalton kick	7-47	03:30	7-0
2	at Temple	07:46	WITHERSPOON, Dalton 39 yd FG,		13-58	07:09	10-0
	at Temple	11:29	HENRY, Ta'Zhaw'n 6 yd rush	WITHERSPOON, Dalton kick	9-65	03:31	17-0
3	at Temple	04:00	MCCASKILL, Alton 34 yd rush	WITHERSPOON, Dalton kick,	5-52	02:05	24-0
	at Temple	10:57	ERWIN, Jaylin 35 yd pass from TUNE, Clayton	WITHERSPOON, Dalton kick blocked	7-77	03:23	30-8
4	at Temple	06:13	GREEN, Seth 6 yd pass from TUNE, Clayton	WITHERSPOON, Dalton kick	6-42	02:28	37-8
	Memphis	14:03	MCCASKILL, Alton 36 yd rush	WITHERSPOON, Dalton kick	1-36	00:08	0-7
2	Memphis	05:40	DELL, Nathaniel 19 yd pass from #3 C.Tune	WITHERSPOON, Dalton kick	11-93	04:36	0-14
	Memphis	00:53	TUNE, Clayton 20 yd rush	WITHERSPOON, Dalton kick	6-63	01:58	3-21
4	Memphis	03:24	WITHERSPOON, Dalton 34 yd FG, 5-29, 02:15 13-24				
	Memphis	01:43	HENRY, Ta'Zhaw'n 4 yd rush	WITHERSPOON, Dalton kick	3-18	00:52	13-31
1	UConn	10:21	McCASKILL, Alton 31 yd run	WITHERSPOON, Dalton kick	6-55	3:02	7-0
2	UConn	11:44	HERSLOW, Jake 49 yd pass from TUNE, Clayton	WITHERSPOON, Dalton kick	3-52	0:50	14-0
	UConn	01:15	DELL, Nathaniel 6 yd pass from TUNE, Clayton	WITHERSPOON, Dalton kick	9-58	5:09	21-7
3	UConn	11:08	DELL, Nathaniel 13 yd pass from TUNE, Clayton	WITHERSPOON, Dalton kick	9-47	3:45	28-10
	UConn	06:02	WITHERSPOON, Dalton 23 yd field goal		7-61	3:36	31-10
4	UConn	01:26	SINGLETON, Jeremy 34 yd pass from TUNE, Clayton	WITHERSPOON, Dalton kick	3-55	1:18	38-10
	UConn	03:03	SMITH, Chandler 1 yd run	WITHERSPOON, Dalton kick	4-27	1:50	45-17
1	Cincinnati	11:55	WITHERSPOON, Dalton 37 yard field goal		7-50	02:57	3-0
2	Cincinnati	04:23	DELL, Nathaniel 16 yd pass from TUNE, Clayton	WITHERSPOON, Dalton kick	10-74	05:07	10-7
	Cincinnati	11:40	WITHERSPOON, Dalton 46 yard field goal		13-44	07:21	13-14
4	Cincinnati	06:06	HERSLOW, Jake 7 yd pass from TUNE, Clayton	WITHERSPOON, Dalton kick	13-90	07:28	20-35

SCORING DRIVES

OPPONENT

Qtr.	Opp.	Time	Scoring Play	Conversion	Play-Yards	TOP	Score (UH-Opp)
2	Texas Tech	11:47	T. Brooks 41 yd rush	J. Garibay kick	1-41	0:10	14-7
3	Texas Tech	8:08	T. Shough 8 yd rush	J. Garibay kick	6-60	3:06	14-21
	Texas Tech	7:20	R. Jeffers 13 yd interception return	J. Garibay kick			21-21
	Texas Tech	0:36	J. Garibay 34 yd field goal		4-6	1:15	21-24
4	Texas Tech	2:05	X. White yd pass from T. Shough	J. Garibay kick	8-71	2:52	21-31
	Texas Tech	1:00	T. Brooks 21 yd rush	J. Garibay kick	2-48	0:15	21-38
1	Rice	0:13	J. Myers 5 yd pass from L. McCaffrey	O. Riccitelli kick	11-81	5:01	17-7
1	Navy	13:57	Arline,Xavier 40 yd run	Nichols,Bijan kick	3-76	0:58	0-7
2	Navy	07:53	Nichols,Bijan 30 yd field goal		15-62	8:42	7-10
	Navy	00:52	Ruoss,Isaac 1 yd run	Nichols,Bijan kick	11-89	5:28	7-17
4	Navy	06:12	Nichols,Bijan	36 yd field goal	13-56	5:56	28-20
2	Tulsa	01:22	Long,Zack 33 yd field goal		11-65	2:58	28-3
4	Tulsa	09:26	Naylor II,Ezra 41 yd pass from Brin,Davis	Long,Zack kick	6-72	1:46	42-10
2	Tulane	10:45	James, Tyrick 13 yd pass from Pratt, Michael	Pratt, M. pass from Daniels, C.	5-73	1:53	14-8
	Tulane	02:11	Spears, Tyjae 39 yd run	Glover, Merek kick	6-75	1:22	17-15
3	Tulane	13:18	Wallace, W. 29 yd pass from Pratt, Michael	Glover, Merek kick	1-29	0:08	17-22
1	ECU	11:39	DAFFER, O. 33 yd field goal		9-60	03:21	3-0
	ECU	05:46	HATFIELD, J. 40 yd pass from AHLERS, H	Daffer, O kick	3-78	01:05	10-3
4	ECU	06:59	AHLERS, H 1 yd rush	Daffer, O kick	6-71	02:40	17-24
	ECU	05:43	OMOTOSHO, A. 13 yd pass from Ahlers, H.	Daffer, O kick	2-16	01:01	24-31
1	SMU	00:00	Kerley 43 yd pass from T.Mordecai	B.Mazza kick	7-75	02:20	7-17
2	SMU	07:28	Siggers 50 yd pass from T.Mordecai	B.Mazza kick	1-50	00:09	14-20
	SMU	02:45	Rice 6 yd pass from T.Mordecai	B.Mazza kick blocked	7-35	03:07	20-20
3	SMU	14:45	Massey 100 yd kickoff return	B.Mazza kick		00:00	27-23
	SMU	05:46	T.Siggers 2 yd rush	B.Mazza kick	8-75	03:36	34-30
4	SMU	00:30	B.Mazza 45 yd FG		10-58	01:34	37-37
1	USF	14:47	B.Battie 100 yd kickoff return	S.Shrader kick		00:00	0-7
	USF	06:44	B.Battie 29 yd rush	S.Shrader kick	5-75	01:51	7-14
2	USF	10:19	M.Brinkman 33 yd pass from #9 T.McClain	S.Shrader kick	10-75	04:33	12-21
	USF	02:16	B.Battie 100 yd kickoff return	S.Shrader kick		00:00	26-28
3	USF	06:58	C.Carter 14 yd pass from #9 T.McClain	S.Shrader kick	11-65	03:05	40-35
4	USF	03:59	T.McClain 11 yd rush	S.Shrader kick	9-60	02:34	47-42
4	Temple	14:22	E.Saydee 1 yd rush	D.Pittman pass from J.Lynch	4-45	00:56	24-8
2	Memphis	02:55	D.Kemp 28 yd FG		9-65	02:45	3-14
	Memphis	04:31	A.Martin 5 yd pass from S.Henigan	D.Kemp kick	11-60	04:16	10-21
4	Memphis	14:52	D.Kemp 22 yd FG		8-86	02:30	13-21
2	UConn	06:31	Clercius,Kevens 34 yd pass from Krajewski,Steve	McFadden,Joe kick	3-25	1:09,	14-77
	UConn	00:01	McFadden,Joe 25 yd field goal,		7-52	1:11	21-10
4	UConn	11:30	Dixon,Malik 37 yd interception return	McFadden,Joe kick			38-17
1	Cincinnati	09:38	T.Scott 25 yd pass from D.Ridder	C.Lowery kick	5-82	02:11	3-7
	Cincinnati	04:06	J.Ford 79 yd rush	C.Lowery kick	1-79	00:11	10-14
3	Cincinnati	12:02	L.Taylor 8 yd pass from D.Ridder (	C.Lowery kick	6-75	02:58	13-21
	Cincinnati	11:04	A.Pierce 21 yd pass from #9 D.Ridder	C.Lowery kick	2-23	00:41	13-28
	Cincinnati	07:38	J.Ford 42 yd rush	C.Lowery kick	3-62	01:18	13-35

**#50 HAKEEM AJIJOLAIYA**

**Career** ..... **Category** ..... **Season**  
 1, 2x, last at UConn (11/27/21) ..... Tackles ..... 1, 2x, last at UConn (11/27/21)  
 1, at UConn (11/27/21) ..... Tackles for loss ..... 1, at UConn (11/27/21)  
 1, at UConn (11/27/21) ..... Sacks ..... 1, at UConn (11/27/21)

**#2 DEONTAY ANDERSON**

**Career** ..... **Category** ..... **Season**  
 12, Temple (11/10/18) ..... Tackles ..... 8, Memphis (11/19/21)  
 2, 2x, last Memphis (11/19/21) ..... Tackles for loss ..... 2, Memphis (11/19/21)  
 0.5, at UConn (11/27/21) ..... Sacks ..... 0.5, at UConn (11/27/21)  
 3, 2x, last SMU (10/24/19) ..... PBU ..... 1, 2x, last at Tulsa (10/1/21)  
 1, Tulsa (10/4/18) ..... Interceptions .....  
 1, 2x, last at Tulane (9/19/19) ..... Fumbles forced .....  
 1, ECU (10/23/21) ..... Fumbles recovered ..... 1, ECU (10/23/21)

**#12 DAVID ANENIH**

**Career** ..... **Category** ..... **Season**  
 7, 2x, last at Tulane (9/19/19) ..... Tackles ..... 4, 3x, last at Tulane (10/7/21)  
 2.5, 2x, last at Tulane (10/7/21) ..... Tackles for loss ..... 2.5, at Tulane (10/7/21)  
 2.5, at Tulane (9/19/19) ..... Sacks ..... 1.5, Grambling (9/18/21)  
 2, at North Texas (9/28/19) ..... PBU ..... 1, 2x, last at Temple (11/13/21)  
 1, 3x, last ECU (10/23/21) ..... Fumbles forced ..... 1, ECU (10/23/21)  
 1, 2x, last ECU (10/23/21) ..... Fumbles recovered ..... 1, ECU (10/23/21)

**#56 LATRELL BANKSTON**

**Career** ..... **Category** ..... **Season**  
 7, at Rice (9/11/21) ..... Tackles ..... 7, at Rice (9/11/21)  
 1, 3x, last at Tulane (10/7/21) ..... Sacks ..... 1, 3x, last at Tulane (10/7/21)  
 1.5, Grambling (9/18/21) ..... Tackles for loss ..... 1.5, Grambling (9/18/21)

**#41 BUBBA BAXA**

**Career** ..... **Category** ..... **Season**  
 9, USF (11/14/20) ..... Kickoffs ..... 8, at UConn (11/27/21)  
 582, USF (11/14/20) ..... Yards ..... 455, at Rice (9/11/21)  
 66.7, UCF (10/31/20) ..... Average ..... 65.0, 4x, last at USF (11/6/21)  
 7, USF (11/14/20) ..... Touchbacks ..... 6, at Tulsa (10/1/21)

**#99 JUSTIN BEADLES**

**Career** ..... **Category** ..... **Season**  
 1, at UConn (11/27/21) ..... Tackles ..... 1, at UConn (11/27/21)  
 1, at UConn (11/27/21) ..... Tackles for loss ..... 1, at UConn (11/27/21)  
 1, at UConn (11/27/21) ..... Sacks ..... 1, at UConn (11/27/21)

**#93 ATLIAS BELL**

**Career** ..... **Category** ..... **Season**  
 5, Grambling (9/18/21) ..... Tackles ..... 5, Grambling (9/18/21)  
 1.5, UCF (10/31/20) ..... Sacks ..... 1, 3x, last SMU (10/30/21)  
 1.5, UCF (10/31/20) ..... Tackles for loss ..... 1, 5x, last at UConn (11/27/21)  
 1, ECU (10/23/21) ..... Fumbles forced ..... 1, ECU (10/23/21)

**#20 ANTONIO BROOKS**

**Career** ..... **Category** ..... **Season**  
 3, at Temple (11/13/21) ..... Tackles ..... 3, at Temple (11/13/21)

**#34 MULBAH CAR**

**Career** ..... **Category** ..... **Season**  
 26, at UCF (11/2/19) ..... Rushing attempts ..... 13, Texas Tech (9/4/21)  
 137, at USF (10/28/17) ..... Rushing yards ..... 41, at Tulane (10/7/21)  
 46, at USF (10/28/17) ..... Long rush ..... 17, Texas Tech (9/4/21)  
 2, 2x, last Tulane (10/8/20) ..... Rushing touchdowns .....  
 3, at Tulane (11/18/17) ..... Receptions ..... 2, Texas Tech (9/4/21)  
 21, Tulane (10/8/20) ..... Receiving yards ..... 12, Navy (9/25/21)  
 19, Tulane (10/8/20) ..... Long reception ..... 12, Navy (9/25/21)

**#40 JORDAN CARMOUCHE**

**Career** ..... **Category** ..... **Season**  
 6, vs. Army (12/22/18) ..... Tackles ..... 3, 2x, last at UConn (11/27/21)  
 1, Memphis (12/12/20) ..... Tackles for loss ..... 0.5, at USF (11/6/21)  
 1, at ECU (10/13/18) ..... PBU .....

**20 KESEAN CARTER**

**Career** ..... **Category** ..... **Season**  
 6, 2x, last at USF (11/6/21) ..... Receptions ..... 6, 2x, last at USF (11/6/21)  
 123, at USF (11/6/21) ..... Receiving yards ..... 123, at USF (11/6/21)  
 29, at USF (11/6/21) ..... Long reception ..... 29, at USF (11/6/21)  
 1, 2x, last SMU (10/30/21) ..... Rushing attempts ..... 1, 2x, last SMU (10/30/21)  
 6, at Tulane (10/7/21) ..... Rushing yards ..... 6, at Tulane (10/7/21)

**#96 NELSON CEASER**

**Career** ..... **Category** ..... **Season**  
 3, 2x, last at UConn (11/27/21) ..... Tackles ..... 3, 2x, last at UConn (11/27/21)  
 1.5, at UConn (11/27/21) ..... Tackles for loss ..... 1.5, at UConn (11/27/21)  
 1.5, at UConn (11/27/21) ..... Sacks ..... 1.5, at UConn (11/27/21)  
 1, at Tulsa (11/23/19) ..... Fumbles forced .....

**#88 SHANE CREAMER**

**Career** ..... **Category** ..... **Season**  
 1, 2x, last at Tulane (9/19/19) ..... Receptions ..... 1, at Temple (11/13/21)  
 5, Prairie View A&M (9/7/19) ..... Receiving yards ..... 5, at Temple (11/13/21)  
 5, 2x, last at Temple (11/13/21) ..... Long reception ..... 5, at Temple (11/13/21)  
 -2, Navy (11/30/19) ..... Kick return yards .....

**1 NATHANIEL DELL**

**Career** ..... **Category** ..... **Season**  
 9, 2x, last at Cincinnati (12/4/21) ..... Receptions ..... 9, 2x, last at Cincinnati (12/4/21)  
 165, SMU (10/30/21) ..... Receiving yards ..... 165, SMU (10/30/21)  
 55, at USF (11/6/21) ..... Long reception ..... 55, at USF (11/6/21)  
 3, SMU (10/30/21) ..... Receiving touchdowns ..... 3, SMU (10/30/21)  
 79, UCF (10/31/20) ..... Kickoff return yards ..... 66, Texas Tech (9/4/21)  
 33, Texas Tech (9/4/21) ..... Kickoff return long ..... 33, Texas Tech (9/4/21)

**#30 ALEXANDER DUKE**

**Career** ..... **Category** ..... **Season**  
 5, USF (11/14/20) ..... Tackles ..... 1, Grambling (9/18/21)  
 1, Grambling (9/18/21) ..... Tackles for loss ..... 1, Grambling (9/18/21)

**#16 HOLMAN EDWARDS**

**Career** ..... **Category** ..... **Season**  
 1, Grambling (9/18/21) ..... Rushing attempts ..... 1, Grambling (9/18/21)  
 -2, Grambling (9/18/21) ..... Rushing yards ..... -2, Grambling (9/18/21)

**#89 PARKER EICHENBERGER**

**Career** ..... **Category** ..... **Season**  
 1, 2x, last Tulane (11/15/18) ..... Receptions ..... 1, at UConn (11/27/21)  
 10, at UConn (11/27/21) ..... Receiving yards ..... 10, at UConn (11/27/21)  
 10, at UConn (11/27/21) ..... Long reception ..... 10, at UConn (11/27/21)  
 1, 2x, last Tulane (11/15/18) ..... Receiving touchdowns .....  
 18, at USF (11/6/21) ..... Kickoff return yards ..... 18, at USF (11/6/21)  
 18, at USF (11/6/21) ..... Long kickoff return ..... 18, at USF (11/6/21)  
 1, 2x, last at UCF (11/2/19) ..... Tackles .....

**#15 JAYLEN ERWIN**

**Career** ..... **Category** ..... **Season**  
 4, at Tulane (10/7/21) ..... Receptions ..... 4, at Tulane (10/7/21)  
 51, at Temple (11/13/21) ..... Receiving yards ..... 51, at Temple (11/13/21)  
 35, at Temple (11/13/21) ..... Long reception ..... 35, at Temple (11/13/21)  
 1, at Temple (11/13/21) ..... Receiving touchdowns ..... 1, at Temple (11/13/21)

**#23 JAMES FULLBRIGHT III**

**Career** ..... **Category** ..... **Season**  
 2, USF (11/14/20) ..... Rushing attempts .....  
 19, USF (11/14/20) ..... Rushing yards .....  
 14, USF (11/14/20) ..... Long rush .....  
 1, USF (11/14/20) ..... Forced fumbles .....  
 1, USF (11/14/20) ..... Tackles .....

**#26 ELIJAH GOODEN**

**Career** ..... **Category** ..... **Season**  
 4, Tulsa (10/4/18) ..... Tackles ..... 2, 3x, last at Temple (11/13/21)  
 1, 2x, last at Tulane (10/7/21) ..... Tackles for loss ..... 1, at Tulane (10/7/21)  
 1, 2x, last at Tulane (10/7/21) ..... Sacks ..... 1, at Tulane (10/7/21)  
 1, 2x, last Temple (11/10/18) ..... Fumbles forced .....

**#23 ART GREEN**

<b>Career</b>	<b>Category</b>	<b>Season</b>
4, at Tulsa (10/1/21)	Tackles	4, at Tulsa (10/1/21)
1, 3x, last Memphis (11/19/21)	PBU	1, 2x, last Memphis (11/19/21)
1, at Rice (9/11/21)	Interception	1, at Rice (9/11/21)

**#17 SETH GREEN**

<b>Career</b>	<b>Category</b>	<b>Season</b>
6, at Temple (11/13/21)	Receptions	6, at Temple (11/13/21)
60, at Temple (11/13/21)	Receiving yards	60, at Temple (11/13/21)
25, at Temple (11/13/21)	Long reception	25, at Temple (11/13/21)
1, 3x, last at Temple (11/13/21)	Receiving touchdowns	1, 3x, last at Temple (11/13/21)

**#34 DEMARCUS GRIFFIN-TAYLOR**

<b>Career</b>	<b>Category</b>	<b>Season</b>
1, at Tulsa (10/1/21)	Tackles	1, at Tulsa (10/1/21)

**#92 LOGAN HALL**

<b>Career</b>	<b>Category</b>	<b>Season</b>
8, at Rice (9/11/21)	Tackles	8, at Rice (9/11/21)
3.0, at Tulane (10/7/21)	Tackles for loss	3.0, at Tulane (10/7/21)
2.0, at Tulane (10/7/21)	Sacks	2.0, at Tulane (10/7/21)
1, UCF (10/31/20)	PBU	
1, at SMU (11/3/18)	Fumbles forced	
1, 2x, last at UConn (11/27/21)	Blocked field goals	1, at UConn (11/27/21)

**#4 TA'ZHAWN HENRY**

<b>Career</b>	<b>Category</b>	<b>Season</b>
21, SMU (10/30/21)	Rushing attempts	21, SMU (10/30/21)
130, at USF (11/6/21)	Rushing yards	130, at USF (11/6/21)
97, at USF (11/6/21)	Long rush	97, at USF (11/6/21)
2, Navy (9/25/21)	Rushing touchdowns	2, Navy (9/25/21)
4, Texas Tech (9/4/21)	Receptions	4, Texas Tech (9/4/21)
31, 2x, last Memphis (11/19/21)	Receiving yards	31, 2x, last Memphis (11/19/21)
30, at Tulane (10/7/21)	Long reception	30, at Tulane (10/7/21)
47, at UConn (11/27/21)	Kickoff return yards	47, at UConn (11/27/21)
35, at UConn (11/27/21)	Long kickoff return	35, at UConn (11/27/21)

**#87 JAKE HERSLOW**

<b>Career</b>	<b>Category</b>	<b>Season</b>
5, 2x, last at Cincinnati (12/4/21)	Receptions	5, 2x, last at Cincinnati (12/4/21)
111, at UConn (11/27/21)	Receiving yards	111, at UConn (11/27/21)
49, at UConn (11/27/21)	Long reception	49, at UConn (11/27/21)
1, 4x, last at Cincinnati (12/4/21)	Touchdown receptions	1, 4x, last at Cincinnati (12/4/21)
1, Texas Tech (9/4/21)	Onside kick recoveries	1, Texas Tech (9/4/21)
1, at Tulsa (10/1/21)	Blocked punts	1, at Tulsa (10/1/21)
2, Memphis (11/19/21)	Tackles	2, Memphis (11/19/21)

**#19 ALEX HOGAN**

<b>Career</b>	<b>Category</b>	<b>Season</b>
8, SMU (10/30/21)	Tackles	8, SMU (10/30/21)
1, 2x, last at Tulsa (10/1/21)	Interceptions	1, 2x, last at Tulsa (10/1/21)
1, at Rice (9/11/21)	INT return for TD	1, at Rice (9/11/21)
2, 2x, last Memphis (11/19/21)	PBU	2, 2x, last Memphis (11/19/21)

**#5 HASSAN HYPOLITE**

<b>Career</b>	<b>Category</b>	<b>Season</b>
10, Hawaii (12/24/20)	Tackles	7, 2x, last at USF (11/6/21)
1, 4x, last at UConn (11/27/21)	Tackles for loss	1, 2x, last at UConn (11/27/21)
1, 2x, last Memphis (11/19/21)	PBU	1, Memphis (11/19/21)
1, at Rice (9/11/21)	Interceptions	1, at Rice (9/11/21)

**#44 D'ANTHONY JONES**

<b>Career</b>	<b>Category</b>	<b>Season</b>
4, 2x, last UCF (10/31/20)	Tackles	3, 2x, last at UConn (11/27/21)
2, 3x, last at UConn (11/27/21)	Tackles for loss	2, 3x, last at UConn (11/27/21)
2, at UConn (11/27/21)	Sacks	2, at UConn (11/27/21)
1, at Cincinnati (11/7/20)	Interceptions	
1, 4x, last at UConn (11/27/21)	Forced Fumble	1, 4x, last at UConn (11/27/21)
1, at Tulane (10/7/21)	Fumble recoveries	1, at Tulane (10/7/21)

**#8 MARCUS JONES**

<b>Career</b>	<b>Category</b>	<b>Season</b>
7, 3x, last ECU (10/23/21)	Tackles	7, ECU (10/23/21)
2, Memphis (12/12/20)	Tackles for loss	1, SMU (10/30/21)
4, at UConn (11/27/21)	PBU	4, at UConn (11/27/21)
1, at Cincinnati (12/4/21)	Forced fumbles	1, at Cincinnati (12/4/21)
145, USF (11/14/20)	Punt return yards	82, Navy (9/25/21)
73, Navy (9/25/21)	Long punt return	73, Navy (9/25/21)
1, 3x, last Navy (9/25/21)	Punt return touchdowns	1, 2x, last Navy (9/25/21)
145, SMU (10/30/21)	Kickoff return yards	145, SMU (10/30/21)
100, SMU (10/30/21)	Long kickoff return	100, SMU (10/30/21)
1, 2x, last SMU (10/30/21)	Kick return touchdowns	1, 2x, last SMU (10/30/21)
2, Memphis (11/19/21)	Interceptions	2, Memphis (11/19/21)
2, Texas Tech (9/4/21)	Rushing attempts	2, Texas Tech (9/4/21)
4, Texas Tech (9/4/21)	Rushing yards	4, Texas Tech (9/4/21)
4, Texas Tech (9/4/21)	Long rush	4, Texas Tech (9/4/21)
4, at Rice (9/11/21)	Receptions	4, at Rice (9/11/21)
58, Navy (9/25/21)	Receiving yards	58, Navy (9/25/21)
1, Navy (9/25/21)	Receiving touchdowns	1, Navy (9/25/21)
47, Navy (9/25/21)	Long reception	47, Navy (9/25/21)

**#39 SHAUN LEWIS**

<b>Career</b>	<b>Category</b>	<b>Season</b>
7, 2x, last SMU (10/24/19)	Tackles	4, at Rice (9/11/21)
3, SMU (10/24/19)	PBU	
1, Prairie View A&M (9/7/19)	Interceptions	
1, USF (11/14/20)	Fumble recoveries	

**#22 ALTON MCCASKILL**

<b>Career</b>	<b>Category</b>	<b>Season</b>
22, at USF (11/6/21)	Rushing attempts	22, at USF (11/6/21)
129, at Temple (11/13/21)	Rushing yards	129, at Temple (11/13/21)
3, 2x, last at USF (11/6/21)	Rushing touchdowns	3, 2x, last at USF (11/6/21)
36, Memphis (11/19/21)	Long rush	36, Memphis (11/19/21)
4, at Rice (9/11/21)	Receptions	4, at Rice (9/11/21)
51, at Rice (9/11/21)	Receiving yards	51, at Rice (9/11/21)
1, at Rice (9/11/21)	Receiving touchdowns	1, at Rice (9/11/21)
35, at Rice (9/11/21)	Long reception	35, at Rice (9/11/21)

**#84 COLE MCGOWAN**

<b>Career</b>	<b>Category</b>	<b>Season</b>
1, 4x, last BYU (10/16/20)	Receptions	
12, BYU (10/16/20)	Receiving yards	
12, BYU (10/16/20)	Long reception	
1, 8x, last at USF (11/6/21)	Tackles	1, at USF (11/6/21)

**#31 JA'KORI MORGAN**

<b>Career</b>	<b>Category</b>	<b>Season</b>
1, 5x, last at Cincinnati (12/4/21)	Tackles	1, at Cincinnati (12/4/21)
1, Memphis (11/19/21)	Blocked punts	1, Memphis (11/19/21)

**#3 DONAVAN MUTIN**

<b>Career</b>	<b>Category</b>	<b>Season</b>
10, BYU (10/16/20)	Tackles	9, ECU (10/23/21)
1.5, 2x, last Grambling (9/18/21)	Tackles for loss	1.5, Grambling (9/18/21)
1, 3x, last SMU (10/30/21)	Sacks	1, 2x, last SMU (10/30/21)
1, at UConn (10/19/19)	Interceptions	
2, ECU (10/23/21)	Fumbles forced	2, ECU (10/23/21)
1, Texas Tech (9/4/21)	Fumbles recovered	1, Texas Tech (9/4/21)
1, 2x, last at Temple (11/13/21)	Rushing attempts	1, at Temple (11/13/21)
38, at Temple (11/13/21)	Rushing yards	38, at Temple (11/13/21)
38, at Temple (11/13/21)	Long rush	38, at Temple (11/13/21)

**#28 THABO MWANIKI**

<b>Career</b>	<b>Category</b>	<b>Season</b>
7, USF (11/14/20)	Tackles	2, 2x, last at Rice (9/11/21)
1, Hawaii (12/24/20)	Tackles for loss	
1, 2x, last at Navy (10/24/20)	PBU	
1, at Navy (10/24/20)	Interceptions	

**#95 JAMYKAL NEAL**

Career	Category	Season
5, at Tulsa (11/23/19)	Tackles	4, SMU (10/30/21)
2, SMU (10/30/21)	Tackles for loss	2, SMU (10/30/21)
1, SMU (10/30/21)	Sacks	1, SMU (10/30/21)
1, at USF (11/6/21)	PBU	1, at USF (11/6/21)

**#14 MANNIE NUNNERY**

Career	Category	Season
8, USF (11/14/20)	Tackles	6, ECU (10/23/21)
1, 4x, last Memphis (11/19/21)	Tackles for loss	1, 2x, last Memphis (11/19/21)
1, 2x, last ECU (10/23/21)	Sacks	1, ECU (10/23/21)
1, ECU (10/23/21)	Fumbles forced	1, ECU (10/23/21)
2, at Rice (9/11/21)	Blocked punts	2, at Rice (9/11/21)
1, SMU (10/30/21)	Blocked PAT	1, SMU (10/30/21)
9, at Rice (9/11/21)	Punt return yards	9, at Rice (9/11/21)

**#10 CHIDOZIE NWANKWO**

Career	Category	Season
4, 3x, last at UConn (11/27/21)	Tackles	4, 3x, last at UConn (11/27/21)
1, 2x, last at Temple (11/13/21)	Tackles for loss	1, at Temple (11/13/21)
1.0, at Temple (11/13/21)	Sacks	1.0, at Temple (11/13/21)

**#14 IKE OGBOGU**

Career	Category	Season
22, Grambling (9/18/21)	Passing attempts	22, Grambling (9/18/21)
14, Grambling (9/18/21)	Passing completions	14, Grambling (9/18/21)
196, Grambling (9/18/21)	Passing yards	196, Grambling (9/18/21)
37, Grambling (9/18/21)	Long pass	37, Grambling (9/18/21)
5, Grambling (9/18/21)	Rushing attempts	5, Grambling (9/18/21)
8, 2x, last Memphis (11/19/21)	Rushing yards	8, 2x, last Memphis (11/19/21)
10, Grambling (9/18/21)	Long rush	10, Grambling (9/18/21)

**#32 GERVARRIUS OWENS**

Career	Category	Season
10, at Tulsa (11/23/19)	Tackles	8, at Cincinnati (12/4/21)
1, 3x, last at Tulane (10/7/21)	Tackles for loss	1, at Tulane (10/7/21)
0.5, at Tulsa (11/23/19)	Sacks	
3, Prairie View A&M (9/7/19)	PBU	2, at UConn (11/27/21)
1, 3x, last at Temple (11/13/21)	Interceptions	1, 2x, last at Temple (11/13/21)
1, at Tulsa (10/1/21)	INT return for TD	1, at Tulsa (10/1/21)
2, Memphis (11/16/19)	Blocked punts	
26, Memphis (11/16/19)	Punt return yards	

**#0 DEREK PARISH**

Career	Category	Season
12, Navy (9/25/21)	Tackles	12, Navy (9/25/21)
2.5, Memphis (11/19/21)	Tackles for loss	2.5, Memphis (11/19/21)
1.5, 3x, last Memphis (11/19/21)	Sacks	1.5, 2x, last Memphis (11/19/21)
1, at Oklahoma (9/1/19)	Fumbles forced	
1, 2x, last USF (11/14/20)	Fumbles recovered	
1, USF (11/14/20)	Defensive touchdowns	

**#51 KYLE RAMSEY**

Career	Category	Season
8, at North Texas (9/28/19)	Kickoffs	3, Grambling (9/18/21)
65.0, 2x, last Grambling (9/18/21)	Kickoff average	65.0, Grambling (9/18/21)
5, at North Texas (9/28/19)	Touchbacks	2, Grambling (9/18/21)
3, Navy (9/25/21)	PATs	3, Navy (9/25/21)
1, 3x, last Cincinnati (10/12/19)	Tackles	

**#24 MALIK ROBINSON**

Career	Category	Season
6, 2x, last Memphis (11/19/21)	Tackles	6, 2x, last Memphis (11/19/21)
1, Hawaii (12/24/20)	Tackles for loss	0.5, 2x, last at UConn (11/27/21)
0.5, 2x, last at UConn (11/27/21)	Sacks	0.5, 2x, last at UConn (11/27/21)
1, Hawaii (12/24/20)	Fumbles forced	
1, Navy (9/25/21)	Fumbles recovered	1, Navy (9/25/21)

**#16 JAYCE ROGERS**

Career	Category	Season
6, SMU (10/30/21)	Tackles	6, SMU (10/30/21)
1, 2x, last at Cincinnati (12/4/21)	Tackles for loss	1, 2x, last at Cincinnati (12/4/21)
1, Grambling (9/18/21)	Fumble recoveries	1, Grambling (9/18/21)
1, ECU (10/23/21)	Fumbles forced	1, ECU (10/23/21)
1, 2x, last at UConn (11/27/21)	PBU	1, 2x, last at UConn (11/27/21)

**#52 KEN SAVANAH**

Career	Category	Season
1, 3x, last at UConn (11/27/21)	Tackles	1, at UConn (11/27/21)

**#83 PEYTON SAWYER**

Career	Category	Season
3, 2x, last Hawaii (12/24/20)	Receptions	1, 4x, last at Cincinnati (12/4/21)
25, Texas Southern (9/22/18)	Receiving yards	16, Grambling (9/18/21)
23, Texas Southern (9/22/18)	Long reception	16, Grambling (9/18/21)
25, Texas Southern (9/22/18)	Punt return yards	
25, Texas Southern (9/22/18)	Long punt return	
29, Texas Southern (9/22/18)	Kickoff return yards	
29, Texas Southern (9/22/18)	Long kickoff return	

**#13 JEREMY SINGLETON**

Career	Category	Season
5, 4x, last at UConn (11/27/21)	Receptions	5, 3x, last at UConn (11/27/21)
125, USF (10/27/18)	Receiving yards	100, at UConn (11/27/21)
58, at UConn (10/19/19)	Long reception	55, SMU (10/30/21)
2, at Tulane (10/7/21)	Receiving touchdowns	2, at Tulane (10/7/21)
1, 2x, last at Memphis (11/23/18)	Rushing attempts	
5, at Memphis (11/23/18)	Rushing yards	
5, at Memphis (11/23/18)	Long rush	
34, at Oklahoma (9/1/19)	Kickoff return yards	10, ECU (10/23/21)
25, at SMU (11/3/18)	Long kickoff return	10, ECU (10/23/21)

**#25 D.J. SMALL**

Career	Category	Season
4, at UCF (11/2/19)	Tackles	1, at Tulsa (10/1/21)
1, 5x, last at Rice (9/11/21)	PBU	1, at Rice (9/11/21)

**#8 CHANDLER SMITH**

Career	Category	Season
11, 2x, last Grambling (9/18/21)	Rushing attempts	11, Grambling (9/18/21)
90, Prairie View A&M (9/7/19)	Rushing yards	38, at UConn (11/27/21)
34, Prairie View A&M (9/7/19)	Long rush	15, at UConn (11/27/21)
2, Texas Southern (9/22/18)	Rushing touchdowns	1, 2x, last at UConn (11/27/21)
2, at UCF (11/2/19)	Receptions	
11, at Cincinnati (11/7/20)	Receiving yards	
11, at Cincinnati (11/7/20)	Long reception	
1, vs. Washington State (9/13/19)	Tackles	

**#21 GLESON SPREWELL**

Career	Category	Season
9, 3x, last vs. Washington State (9/13/19)	Tackles	3, Grambling (9/18/21)
1.5, 12, Temple (11/10/18)	Tackles for loss	
3, Tulsa (10/4/18)	PBU	1, at UConn (11/27/21)
2, at Memphis (11/23/18)	Interceptions	1, 2x, last at Temple (11/13/21)
1, at SMU (11/3/18)	Fumbles recovered	
1, 2x, last at Memphis (11/23/18)	Defensive touchdowns	

**#35 JAMEL STARKS**

Career	Category	Season
1, Grambling (9/18/21)	Rushing attempts	1, Grambling (9/18/21)
6, Grambling (9/18/21)	Rushing yards	6, Grambling (9/18/21)
6, Grambling (9/18/21)	Long rush	6, Grambling (9/18/21)
1, at UConn (11/27/21)	Tackles	1, at UConn (11/27/21)

**#9 JOVANNI STEWART**

Career	Category	Season
5, UCF (10/31/20)	Tackles	3, at Rice (9/11/21)
1, 4x, last at Tulsa (10/1/21)	Tackles for loss	1, at Tulsa (10/1/21)
1, ECU (10/23/21)	Recovered fumbles	1, ECU (10/23/21)

**#12 KE'ANDRE STREET**

<b>Career</b>	<b>Category</b>	<b>Season</b>
1, 2x, last Hawaii (12/24/20)	Receptions	
23, Tulane (10/8/20)	Receiving yards	
23, Tulane (10/8/20)	Long reception	
1, Tulane (10/8/20)	Receiving touchdowns	

**#85 CHRISTIAN TRAHAN**

<b>Career</b>	<b>Category</b>	<b>Season</b>
6, 2x, last ECU (10/23/21)	Receptions	6, 2x, last ECU (10/23/21)
88, Hawaii (12/24/20)	Receiving yards	68, ECU (10/23/21)
40, at Tulsa (10/1/21)	Long reception	40, at Tulsa (10/1/21)
1, 6x, last ECU (10/23/21)	Receiving touchdowns	1, 2x, last ECU (10/23/21)

**#3 CLAYTON TUNE**

<b>Career</b>	<b>Category</b>	<b>Season</b>
49, Memphis (12/12/20)	Passing attempts	38, Texas Tech (9/4/21)
30, Memphis (12/12/20)	Passing completions	27, 2x, last SMU (10/30/21)
412, SMU (10/30/21)	Passing yards	412, SMU (10/30/21)
96, SMU (10/24/19)	Long pass	55, 2x, last at USF (11/6/21)
4, 3x, last at UConn 11/27/21	Passing touchdowns	4, 2x, last at UConn 11/27/21
23, at Cincinnati (12/4/21)	Rushing attempts	23, at Cincinnati (12/4/21)
120, USF (11/14/20)	Rushing yards	59, Memphis (11/19/21)
68, Memphis (11/16/19)	Long rush	42, at Rice (9/11/21)
2, USF (11/14/20)	Rushing touchdowns	1, 2x, last Memphis (11/19/21)
1, USF (11/14/20)	Receptions	
21, USF (11/14/20)	Receiving yards	
21, USF (11/14/20)	Long reception	

**#33 GARRISON VAUGHN**

<b>Career</b>	<b>Category</b>	<b>Season</b>
8, 2x, last Memphis (11/16/19)	Tackles	5, at Rice (9/11/21)
2, 2x, last Memphis (11/16/19)	PBU	

**#29 KELAN WALKER**

<b>Career</b>	<b>Category</b>	<b>Season</b>
9, Texas Southern (9/22/18)	Rushing attempts	
105, Texas Southern (9/22/18)	Rushing yards	
72, Texas Southern (9/22/18)	Long rush	
1, Texas Southern (9/22/18)	Rushing touchdowns	
1, 2x, last BYU (10/16/20)	Receptions	
5, BYU (10/16/20)	Receiving yards	
5, BYU (10/16/20)	Long reception	

**#22 LAINE WILKINS**

<b>Career</b>	<b>Category</b>	<b>Season</b>
7, 3x, last ECU (10/23/21)	Punts	7, ECU (10/23/21)
306, Hawaii (12/24/20)	Punt yards	299, ECU (10/23/21)
62, at Navy (10/24/20)	Punt long	56, Navy (9/25/21)
51.5, at Navy (10/24/20)	Punt average	49.7, Texas Tech (9/4/21)
5, at Cincinnati (11/7/20)	Inside 20	3, 3x, last Memphis (11/19/21)

**#6 DAMARION WILLIAMS**

<b>Career</b>	<b>Category</b>	<b>Season</b>
10, 4x, last Navy (9/25/21)	Tackles	10, Navy (9/25/21)
1.5, at UConn (10/19/19)	Tackles for loss	1, 3x, last SMU (10/30/21)
2, 5x, last at Tulsa (10/1/21)	PBU	2, at Tulsa (10/1/21)
1, 3x, last at Tulsa (10/1/21)	Interceptions	1, at Tulsa (10/1/21)
1, at North Texas (9/28/19)	Fumbles forced	
1, at Oklahoma (9/1/19)	Fumbles recovered	
40, at Tulsa (11/23/19)	Punt return yards	
40, at Tulsa (11/23/19)	Long punt return	
21, 2x, last Hawaii (12/24/20)	Kickoff return yards	
21, 2x, last Hawaii (12/24/20)	Long kickoff return	

**#13 SEDRICK WILLIAMS**

<b>Career</b>	<b>Category</b>	<b>Season</b>
5, Texas Tech (9/4/21)	Tackles	5, Texas Tech (9/4/21)
0.5, Texas Tech (9/4/21)	Tackles for loss	0.5, Texas Tech (9/4/21)
0.5, Texas Tech (9/4/21)	Sacks	0.5, Texas Tech (9/4/21)

**#27 AMAUD WILLIS-DALTON**

<b>Career</b>	<b>Category</b>	<b>Season</b>
3, 2x, last SMU (10/24/19)	Tackles	2, 2x, last at UConn 11/27/21
1, Grambling (9/18/21)	Tackles for loss	1, Grambling (9/18/21)
1, SMU (10/24/19)	Interceptions	
1, at UConn 11/27/21	Fumble recovery	1, at UConn 11/27/21

**#47 DALTON WITHERSPOON**

<b>Career</b>	<b>Category</b>	<b>Season</b>
3, 5x, last SMU (10/30/21)	Field goals	3, SMU (10/30/21)
53, at Navy (10/24/20)	Long field goal	50, SMU (10/30/21)
7, 7x, last at USF (11/6/21)	PATs	7, at USF (11/6/21)
6, Navy (11/30/19)	Kickoffs	4, at USF (11/6/21)
62.5, Prairie View A&M (9/7/19)	Kickoff average	51.0, SMU (10/30/21)
1, 2x, last Navy (11/30/19)	Touchbacks	

# SINGLE-GAME BEST // HOLGORSEN ERA

## TEAM

### POINTS

1.	56	*vs. USF	11/14/20
2.	54	*at USF	11/6/21
3.	49	*vs. Tulane	10/8/20
4.	46	at North Texas	9/28/19
t5.	45	at UConn	11/27/21
	45	*at Tulsa	10/1/21
	45	vs. Grambling	9/18/21

### TOTAL OFFENSE

1.	646	*at USF	11/6/21
2.	533	*at Tulane	9/19/19
3.	527	*vs. #24/24 Navy	11/30/19
4.	510	*vs. #16/17 SMU	10/24/19
5.	505	*vs. USF	11/14/20

### RUSHING YARDS

1.	319	vs. *USF	11/14/20
2.	304	*at Tulane	9/19/19
3.	261	*at USF	11/6/21
4.	241	at #4/4 Oklahoma	9/1/19
5.	240	*at rv/rv UCF	11/2/19

### PASSING YARDS

1.	412	*vs. #19/16 SMU	10/30/21
2.	407	*vs. #16/17 SMU	10/24/19
3.	393	*vs. #24/24 Navy	11/30/19
4.	385	*at USF	11/6/21
5.	319	*vs. Tulane	10/8/20

### PASSING TOUCHDOWNS

t1.	4	vs. UConn	11/27/21
	4	*vs. #24/24 Navy	11/30/19
	4	*vs. #16/17 SMU	10/30/21
t4.	3	*at USF	11/6/21
	3	*at Tulane	10/7/21
	3	*vs. USF	11/14/20
	3	*at Navy	10/24/20
	3	*vs. #25/rv Cincinnati	10/12/19

### RUSHING TOUCHDOWNS

t1.	4	*at USF	11/7/21
	4	*vs. Tulane	10/8/20
t3.	3	*Memphis	11/19/21
	3	*Temple	11/13/21
	3	*at Tulsa	10/1/21
	3	vs. Grambling	9/18/21
	3	at Rice	9/11/21
	3	*vs. USF	11/14/20
	3	at North Texas	9/28/19
	3	vs. Prairie View A&M	9/7/19

### PASSING COMPLETIONS

1.	30	*at Memphis	12/12/20
2.	27	*vs. Texas Tech	9/4/21
	27	*vs. #16/17 SMU	10/30/21
4.	26	*at Navy	10/24/20
t5.	23	at UConn	11/27/21
	23	*at Tulane	10/7/21
	23	at Rice	9/11/21
	23	*vs. #24/24 Navy	11/30/19

### THIRD-DOWN PERCENTAGE

1.	61.5 (8-13)	at Rice	9/11/21
2.	56.25 (9-16)	*vs. #16/17 SMU	10/30/21
3.	53.8 (7-13)	at UConn	11/27/21
t4.	50.0 (8-16)	vs. BYU	10/16/20
	50.0 (6-12)	vs. #20/20 WSU	9/13/19

### FIRST DOWNS

1.	30	*at USF	11/6/21
2.	28	*at Tulane	9/19/19
t3.	26	*at Memphis	12/12/20
	26	*vs. UCF	10/31/20
	26	vs. #14/13 BYU	10/16/20

### FEWEST POINTS ALLOWED

1.	0	vs. Grambling	9/18/21
2.	7	at Rice	9/11/21
3.	8	*at Temple	11/13/21
4.	10	*at Tulsa	10/1/21
5.	13	*vs. Memphis	11/19/21

### FEWEST YARDS ALLOWED

1.	102	vs. Grambling	9/18/21
2.	211	*vs. Tulane	10/8/20
3.	218	*at Temple	11/13/21
4.	212	at Rice	9/11/21
5.	238	at UConn	11/27/21

### FEWEST RUSHING YARDS ALLOWED

1.	-2	*at Tulsa	11/23/19
2.	31	*at Tulsa	10/1/21
3.	49	vs. #20/20 Washington State	9/13/19
4.	50	*vs. #16/17 SMU	10/30/21
5.	53	vs. Grambling	9/18/21

### FEWEST PASSING YARDS ALLOWED

1.	49	vs. Grambling	9/18/21
2.	86	at Rice	9/11/21
3.	98	*vs. Navy	9/25/21
4.	107	*vs. #24/24 Navy	11/30/19
5.	119	*at Temple	11/13/21

### TURNOVERS FORCED

1.	4	*at Tulsa	11/23/19
t2.	3	*at Temple	11/13/21
	3	*vs. ECU	11/24/21
	3	*at Tulsa	10/1/21
	3	at Rice	9/11/21

### SACKS

1.	8.0	*at Tulane	10/7/21
2.	7.0	at UConn	11/27/21
t3.	6.0	*vs. UCF	10/31/20
	6.0	*vs. Tulane	10/8/20
5.	5.0	*at Tulsa	11/23/19

### TACKLES for LOSS

1.	14.0	at UConn	11/27/21
t2.	12.0	*at Tulane	10/7/21
	12.0	*vs. Tulane	10/8/20
t4.	10.0	*at Memphis	12/12/20
	10.0	vs. BYU	10/16/20
	10.0	vs. Prairie View A&M	9/7/19

### FEWEST OPPONENT FIRST DOWNS

1.	3	vs. Grambling	9/18/21
2.	10	*at Temple	11/13/21
3.	11	vs. Hawaii	12/24/20
t4.	14	#4/#4 at Cincinnati	12/4/21
	14	*at Tulsa	10/1/21

## INDIVIDUAL

### PASSING YARDS

1.	412	Clayton Tune	*vs. #16/17 SMU	10/30/21
2.	407	Clayton Tune	*vs. #16/17 SMU	10/24/19
3.	393	Clayton Tune	*vs. #24/24 Navy	11/30/19
4.	385	Clayton Tune	*at USF	11/6/21
5.	319	Clayton Tune	*vs. Tulane	10/8/20

### RUSHING YARDS

1.	139	Patrick Carr	at North Texas	9/28/19
2.	136	Mulbah Car	*vs. #16/17 SMU	10/24/19
3.	132	Mulbah Car	*at rv/rv UCF	11/2/19
4.	130	Ta'Zawn Henry	*at USF	11/6/21
5.	129	Alton McCaskill	*at Temple	11/13/21

### RECEIVING YARDS

1.	211	Marquez Stevenson	*vs. #16/17 SMU	10/24/19
2.	165	Nathaniel Dell	*vs. #16/17 SMU	10/30/21
3.	164	Nathaniel Dell	*at USF	11/6/21
4.	152	Nathaniel Dell	*at #4/4 Cincinnati	12/4/21
4.	134	Nathaniel Dell	vs. Grambling	9/18/21
5.	133	Marquez Stevenson	*vs. #24/24 Navy	11/30/19

### RECEPTIONS

1.	14	Nathaniel Dell	at #4/4 Cincinnati	12/4/21
2.	12	Nathaniel Dell	*vs. Memphis	11/19/21
t3.	11	Nathaniel Dell	*vs. ECU	10/23/21
	11	Nathaniel Dell	*vs. #16/17 SMU	10/30/21
5.	10	Nathaniel Dell	*vs. USF	11/6/21

### LONGEST PASS

1.	96	Tune-Stevenson	*vs. SMU	10/24/19
t2.	75	Tune-Stevenson	*vs. SMU	10/24/19
	75	King-Stevenson	*at Tulane	9/19/19
4.	69	Tune-Stevenson	vs. #25/rv Cincinnati	10/12/19
5.	67	Tune-Bradley	*vs. #24/24 Navy	11/30/19

### LONGEST RUSH

1.	97	Ta'Zawn Henry	*at USF	11/6/21
t2.	68	Clayton Tune	*#18/18 Memphis	11/16/19
	68	Patrick Carr	at North Texas	9/28/19
t4.	55	Patrick Carr	at North Texas	9/28/19
	55	Nathaniel Dell	*at USF	11/7/21

### SACKS

1.	3.0	Isaiah Chambers	*at Tulsa	11/23/19
2.	2.5	David Anenih	*at Tulane	9/19/19
t3.	2.0	D'Anthony Jones	at UConn	11/27/21
	2.0	Logan Hall	*at Tulsa	10/7/21
	2.0	Payton Turner	*vs. Tulane	10/8/20
	2.0	David Anenih	vs. #20/20 Washington St.	9/13/19

### LONGEST PUNT

1.	69	Dane Roy	at #4/4 Oklahoma	9/1/19
2.	62	Laine Wilkins	*at Navy	10/24/20
3.	61	Dane Roy	vs. #25/rv Cincinnati	10/12/19
4.	60	Dane Roy	vs. Prairie View A&M	9/7/19
5.	59	Dane Roy	vs. #20/20 Washington St.	9/13/19

### LONGEST FIELD GOAL

1.	53	Dalton Witherspoon	*at Navy	10/24/20
2.	50	D. Witherspoon	*vs. 19/16 SMU	10/30/21
3.	49	D. Witherspoon	vs. #14/13 BYU	10/16/20
4.	48	D. Witherspoon	*at Tulsa	10/1/21
t5.	46	D. Witherspoon	at #4/4 Cincinnati	12/4/21
	46	D. Witherspoon	*at Tulane	10/7/21
	46	D. Witherspoon	vs. Prairie View A&M	9/7/19

Home games inside TDECU Stadium listed in bold  
\* - American Athletic Conference game

# RECORDS WATCH

## HOUSTON SINGLE-SEASON RUSHING TOUCHDOWNS

1.	21	Greg Ward Jr.	2015
2.	<b>16</b>	<b>Alton McCaskill</b>	<b>2021</b>

## HOUSTON SINGLE-SEASON TOTAL TOUCHDOWNS

1.	22	Manny Hazard	1989
2.	21	Greg Ward Jr.	2015
	21	Patrick Edwards	2011
4.	19	Anthony Alridge	2007
5.	<b>17</b>	<b>Alton McCaskill</b>	<b>2021</b>
	17	Bryce Beall	2008

## HOUSTON 100-YARD GAMES IN A SEASON (FRESHMAN)

1.	5	Bryce Beall	2008
2.	<b>4</b>	<b>Alton McCaskill</b>	<b>2021</b>

## HOUSTON CAREER PASSING YARDS

1.	19,127	Case Keenum	2007-11
6.	8,202	Andre Ware	1987-89
7.	<b>7,639</b>	<b>Clayton Tune</b>	<b>2018-pres.</b>

## HOUSTON CAREER TOUCHDOWN PASSES

1.	155	Case Keenum	2007-11
4.	75	Andre Ware	1987-90
5.	<b>62</b>	<b>Clayton Tune</b>	<b>2018-pres.</b>

## HOUSTON CAREER COMPLETIONS

1.	1,546	Case Keenum	2007-11
7.	660	Andre Ware	1987-90
8.	<b>596</b>	<b>Clayton Tune</b>	<b>2018-pres.</b>

## HOUSTON CAREER 300-YARD PASSING GAMES

1.	39	Case Keenum	2007-11
5.	9	David Piland	2010-13
		Jason McKinley	1997-00
		Jimmy Klingler	1991-93
8.	<b>8</b>	<b>Clayton Tune</b>	<b>2018-pres.</b>
		Greg Ward Jr.	2013-16

## HOUSTON CAREER TOTAL OFFENSE

1.	20,114	Case Keenum	2007-11
6.	<b>8,303</b>	<b>Clayton Tune</b>	<b>2018-pres.</b>

## HOUSTON SINGLE-SEASON TOUCHDOWN PASSES

1.	54	David Klingler	1990
7.	32	Jimmy Klingler	1992
8.	30	Kevin Kolb	2006
9.	29	David Klingler	1991
10.	28	John O'Korn	2013
	<b>28</b>	<b>Clayton Tune</b>	<b>2021</b>

## HOUSTON SINGLE-SEASON TOUCHDOWN RECEPTIONS

1.	22	Manny Hazard	1989
t4.	14	Three-way tie	
7.	13	Patrick Edwards	2010
8.	12	Justin Johnson	2011
	<b>12</b>	<b>Nathaniel Dell</b>	<b>2021</b>

## HOUSTON SINGLE-SEASON RECEIVING YARDS

1.	1,752	Patrick Edwards	2011
10.	1,214	James Cleveland	2009
11.	1,202	Deontay Greenberry	2013
12.	1,198	Elmo Wright	1968
13.	<b>1,179</b>	<b>Nathaniel Dell</b>	<b>2021</b>

## HOUSTON CAREER FIELD GOALS MADE

1.	70	Roman Anderson	1988-91
2.	59	Matt Hogan	2008-12
3.	<b>50</b>	<b>Dalton Witherspoon</b>	<b>2018-pres.</b>

## HOUSTON CAREER FIELD GOAL PCT.

1.	85.7	Ty Cummings	2013-16
2.	83.1	Matt Hogan	2008-12
3.	<b>75.8</b>	<b>Dalton Witherspoon</b>	<b>2018-pres.</b>

## HOUSTON CAREER SCORING - KICKING

1.	423	Roman Anderson	1988-91
2.	405	Matt Hogan	2009-12
3.	<b>339</b>	<b>Dalton Witherspoon</b>	<b>2018-pres.</b>

## NCAA CAREER RETURN TOUCHDOWNS

1.	<b>9</b>	<b>Marcus Jones</b>	<b>Houston/Troy</b>	<b>2017-pres.</b>
		Dante Pettis	Washington	2014-17
		Avery Williams	Boise State	2017-20

## NCAA CAREER KICKOFF RETURN TOUCHDOWNS (SINCE 1976)

1.	7	Tyron Carrier	Houston	2008-11
		Rashaad Penny	San Diego State	2014-17
		Tony Pollard	Memphis	2015-18
		Savon Scarver	Utah State	2017-21
		C.J. Spiller	Clemson	2006-09
t6.	<b>6</b>	<b>Marcus Jones</b>	<b>Houston/Troy</b>	<b>2017-pres.</b>

## HOUSTON CAREER RETURN TOUCHDOWNS

1.	7	Tyron Carrier	2008-11
2.	<b>5</b>	<b>Marcus Jones</b>	<b>2020-pres.</b>
		Don Bean	1966-67

## HOUSTON CAREER PUNT RETURN YARDS

1.	906	Don Bean	1966-67
2.	<b>711</b>	<b>Marcus Jones</b>	<b>2020-pres.</b>

## HOUSTON SINGLE-SEASON PUNT RETURN YARDS

1.	522	Don Bean	1967
2.	415	Chuck Weatherspoon	1989
3.	384	Don Bean	1966
4.	<b>374</b>	<b>Marcus Jones</b>	<b>2021</b>
5.	337	Marcus Jones	2020

## HOUSTON CAREER PUNT RETURN TOUCHDOWNS

1.	5	Don Bean	1966-67
2.	<b>3</b>	<b>Marcus Jones</b>	<b>2020-pres.</b>

## HOUSTON CAREER KICKOFF RETURN TOUCHDOWNS

1.	7	Tyron Carrier	2008-11
2.	3	Marquez Stevenson	2016-20
3.	<b>2</b>	<b>Marcus Jones</b>	<b>2020-pres.</b>
		Brandon Wilson	2013-15

# BOWL HISTORY

## HOUSTON in BOWL GAMES (11-15-1)

rankings listed by Associated Press/Coaches

Season	UH Rank	Bowl	Opponent	W/L	Score	Head Coach	Date	Individual Honors
1951		Salad	Dayton	W	26-21	Clyde Lee	Jan. 1, 1952	Gene Shannon, RB • MVP
1962		Tangerine	Miami (Ohio)	W	49-21	Bill Yeoman	Dec. 22, 1962	Billy Roland, QB • MVP
1969	#17/	Bluebonnet	#12 Auburn	W	36-7	Bill Yeoman	Dec. 31, 1969	Jim Strong, RB, Most Outstanding Back • Jerry Drones, OL, Most Outstanding Lineman
1971	#15/	Bluebonnet	#8 Colorado	L	17-29	Bill Yeoman	Dec. 31, 1971	Butch Brezina, DL • Most Outstanding Lineman
1973	#14/	Bluebonnet	Tulane	W	47-7	Bill Yeoman	Dec. 29, 1973	Deryl McGallion, DL, Defensive MVP • D.C. Nobles, QB, Offensive MVP
1974	#15/	Bluebonnet	#13 NC State	T	31-31	Bill Yeoman	Dec. 23, 1974	John Housman, RB • Offensive MVP
1976	#6/	Cotton	#4 Maryland	W	30-21	Bill Yeoman	Jan. 1, 1977	Alois Blackwell, RB, Offensive MVP • Mark Mohr, CB, Defensive MVP
1978	#9/	Cotton	#10 Notre Dame	L	34-35	Bill Yeoman	Jan. 1, 1979	David Hodge, LB • Defensive MVP
1979	#8/	Cotton	#7 Nebraska	W	17-14	Bill Yeoman	Jan. 1, 1980	Terry Elston, QB • Offensive MVP
1980		Garden State	Navy	W	35-0	Bill Yeoman	Dec. 22, 1980	Terald Clark, RB • Most Outstanding Player
1981		Sun	Oklahoma	L	14-40	Bill Yeoman	Dec. 26, 1981	
1984		Cotton	#8 Boston College	L	28-45	Bill Yeoman	Jan. 1, 1985	
1988	#14/	Aloha	#18 Washington State	L	22-24	Jack Pardee	Dec. 25, 1988	
1996		Liberty	#23 Syracuse	L	17-30	Kim Helton	Dec. 26, 1996	
2003		Hawai'i	Hawai'i	L	48-54 (3OT)	Art Briles	Dec. 25, 2003	Jackie Battle, RB • MVP
2005		Fort Worth	Kansas	L	13-42	Art Briles	Dec. 23, 2005	Kevin Kolb, QB • MVP
2006		Liberty	South Carolina	L	36-44	Art Briles	Dec. 29, 2006	Kevin Kolb, QB, Offensive MVP • Willie Gaston, CB, Defensive MVP
2007		Texas	TCU	L	13-20	Chris Thurmond	Dec. 28, 2007	
2008		Armed Forces	Air Force	W	34-28	Kevin Sumlin	Dec. 31, 2008	Bryce Beall, RB • MVP
2009	nr/#25	Armed Forces	Air Force	L	20-47	Kevin Sumlin	Dec. 31, 2009	Tyron Carrier, WR/KR • MVP
2011	#20/17	TicketCity	#24/23 Penn State	W	30-14	Tony Levine	Jan. 2, 2012	Case Keenum, QB • MVP
2013		BBVA Compass	Vanderbilt	L	24-41	Tony Levine	Jan. 4, 2014	
2014		Armed Forces	Pittsburgh	W	35-34	David Gibbs	Jan. 2, 2015	Kenneth Farrow, RB • MVP
2015	#14/16	Chick-fil-A Peach	#9/8 Florida State	W	38-24	Tom Herman	Dec. 31, 2015	Greg Ward Jr., QB • Offensive MVP; William Jackson, III • Defensive MVP
2016	rv/rv	Las Vegas	rv/rv San Diego State	L	10-34	Major Applewhite	Dec. 17, 2016	
2017		Hawai'i	rv/rv Fresno State	L	27-33	Major Applewhite	Dec. 24, 2017	Steven Dunbar, WR • MVP
2018		Armed Forces	#22/25 Army	L	14-70	Major Applewhite	Dec. 22, 2018	Romello Brooker, TE • MVP
2020		New Mexico	Hawai'i	L	14-28	Dana Holgorsen	Dec. 24, 2020	

## BOWL RECAPS

### 1952 SALAD BOWL

Houston 26, Dayton 21

Jan. 1, 1952 • Montgomery Stadium • Phoenix

A crowd of 17,000 saw Houston defeat Dayton, 26-21, in the Fifth Annual Salad Bowl in Phoenix, Ariz., the Cougars' first-ever bowl appearance. Houston's Gene Shannon, a 1,000-yard rusher during the regular season, scored all four of the Cougars' touchdowns and was named MVP of the contest.

Shannon rushed for 175 yards on 28 carries, including 129 yards in the first half. Behind the blocking of fellow running backs Randy Owens (who gained 76 yards on the day) and Warren Ramsey (83 yards), and linemen Howard Clapp, Buck Miller and Lloyd Holloway, Shannon gained more yards than the entire Dayton team.

Dayton took a 7-0 lead in the first quarter on a seven-yard run by Bobby Recker and Paul Spakowski's extra point. Houston responded immediately with a 65-yard, six-play drive, with Shannon scoring on a 15-yard run with 10 seconds left in the first. Owens' extra point try failed, and UH trailed 7-6 after one.

The Flyers added two more scores in the second period, including a touchdown with 44 seconds left in the half on a 36-yard pass from Frank Siggins to Ed Currin to cap a 70-yard drive. Houston countered with one score, on a Shannon 19-yard gallop, and the Cougars trailed 21-13 at the half.

The Houston defense, led by Jack Howton, asserted itself in the second half. Howton intercepted a pair of passes and recovered a fumble as the Cougar defense limited Dayton to just five yards rushing in the stanza. UH pulled within one point, 21-20, on Shannon's third rushing TD, a one-yard run at 9:40 of the third quarter. His run ended a seven-play, 72-yard drive, and Owens added the kick.

Another Shannon run provided the final points of the game and gave UH its first and only lead of the game. The senior's 10-yard burst with 7:50 remaining in the third period provided the final margin as neither team was able to score in the fourth quarter.

#### GAME STATISTICS

Dayton	7	14	0	0	21
Houston	6	7	13	0	26

UD – Recker 7 run (Spakowski kick), 1Q – 3:15  
 UH – Shannon 15 run (kick failed), 1Q – 0:10  
 UD – Recker 25 pass from Siggins (Spakowski kick), 2Q – 9:00  
 UH – Shannon 19 run (Owens kick), 2Q – 4:13  
 UD – Currin 36 pass from Siggins (Spakowski kick), 2Q – 0:44  
 UH – Shannon 1 run (Owens kick), 3Q – 9:40  
 UH – Shannon 10 run (kick blocked), 3Q – 7:50

	UD	UH
First Downs	11	21
Rushing Yards	124	341
Passing Yards	183	124
Passing (C-A-I)	10-22-2	4-7-1
Total Offense	307	465
Fumbles-Lost	3-1	6-3
Penalties-Yards	5-45	7-35
Punts - Avg.	6-45.8	4-34.7

Rushing – UH: Shannon 28-175, Ramsey 13-83, Owens 9-75, Clatterback 8-(-3), Hampel 1-11.  
 Passing – UH: Clatterback 7-4-1.  
 Receiving – UH: Ramsey 2-46, Hampel 1-46, Clapp 1-32.

Attendance – 17,000

### 1962 TANGERINE BOWL

Houston 49, Miami (Ohio) 21

Dec. 22, 1962 • Tangerine Bowl • Orlando, Fla.

Under first-year head coach Bill Yeoman, Houston scored five straight touchdowns, including four in the second quarter, to power the Cougars to a 49-21 victory over Miami of Ohio in the 17th Annual Tangerine Bowl in Orlando, Florida.

Senior quarterback Billy Roland led the Cougars offense by completing 11-of-17 passes for 199 yards and three touchdowns to earn the game's Most Valuable Player Award.

After Miami missed a field goal on its first drive, the Redskins took possession on the UH 28-yard line after an interception. UH took advantage of the turnover with a nine-yard touchdown pass to take a 7-0 lead.

After tying the game late in the first quarter on Joe Lopasky's three-yard run and Bill McMillan's extra-point, Houston's Bobby Brezina scored a pair of touchdowns to start the UH onslaught. The Cougars took advantage of an interception by Bill Van Osdel, scoring on two plays to the Miami six. On Houston's next drive, Roland hit Brezina with a 44-yard touchdown bomb to give UH a 21-7 lead.

The UH defense held again, and on the ensuing Miami punt, Lopasky took the ball back 70 yards for a touchdown and a 28-7 UH lead. The Cougars closed out the half with a 60-yard touchdown drive, ending with a four-yard pass from Roland to McMillan with 18 seconds left in the half. Houston took a 35-7 lead into the locker room at halftime.

Miami scored with 4:50 left in the third quarter to close the gap to 35-14 before Lopasky notched his third of four touchdowns on the day on a one-yard run. His score finished a 78-yard, six-play drive, while McMillan's seventh PAT established a new school record.

Each team added a touchdown in the final stanza, Houston scoring on a 14-yard Roland to Lopasky hook-up.

#### GAME STATISTICS

Miami	7	0	7	7	21
Houston	7	28	7	7	49

MU – 9 pass from Kellerman (Jencks kick), 1Q – 9:08  
 UH – Lopasky 3 run (McMillan kick), 1Q – 2:14  
 UH – Brezina 1 run (McMillan kick), 2Q – 11:40  
 UH – Brezina 44 pass from Roland (McMillan kick), 2Q – 5:51  
 UH – Lopasky 70 punt return (McMillan kick), 2Q – 3:58  
 UH – McMillan 4 pass from Roland (McMillan kick), 2Q – 0:18  
 MU – Kellerman 1 run (Jencks kick), 3Q – 4:50  
 UH – Lopasky 4 run (McMillan kick), 3Q – 1:14  
 MU – Neumeier 11 run (Jencks kick), 4Q – 12:14  
 UH – Lopasky 14 pass from Roland (McMillan kick), 4Q – 6:15

	MU	UH
First Downs	17	18
Rushing Yards	34-54	40-207
Passing Yards	265	206
Passing (C-A-I)	17-40-2	13-19-1
Total Offense	74-319	59-413
Fumbles-Lost	1-0	0-0
Penalties-Yards	7-83	7-61
Punts - Avg.	5-38.2	3-41.3

Rushing – UH: Brezina 11-55, Roland 7-48; MU: Longworth 6-27.  
 Passing – UH: Roland 11-17-1-199; MU: Kellerman 17-40-2-205.  
 Receiving – UH: Lopasky 3-81, Brezina 2-58;  
 MU: Myers 5-75, Jencks 5-75.

Attendance: 20,000

BOWL RECAPS

**1969 BLUEBONNET BOWL**  
**#17 Houston 36, #12 Auburn 7**  
**Dec. 31, 1969 • Houston Astrodome • Houston**

A match-up between two of the top offensive teams in the country saw the Houston defense carry the day as the Cougars shut down Auburn to win the 1969 Astro-Bluebonnet Bowl, 36-7, in the Astrodome. The crowd of 55,203 saw Bill Yeoman's Cougars finish the year with their ninth straight victory and a No. 12 ranking in the final Associated Press poll.

Houston halfback Jim Strong gained 184 yards on 32 carries to lead the UH offense and gain MVP honors. Defensively, Glen Lewis and Ronny Peacock were the Cougars' stars on a unit which allowed Auburn only one yard rushing in the game. Lewis recorded eight tackles and blocked a field goal while Peacock was in on four tackles and deflected four passes.

Auburn's Terry Beasley fumbled the opening kickoff and Houston safety Nick Holm recovered to set up the Cougars' first touchdown, a one-yard run by quarterback Gary Mullins just 3:30 into the game. Following an Auburn punt, the Cougars drove 70 yards in 14 plays and Carlos Lopez kicked a 27-yard field goal to give UH a 10-0 lead at the start of the second quarter.

The UH defense stymied Auburn and sophomore quarterback Pat Sullivan again on the Tigers' next possession, forcing a punt. On first-and-10 from its own 16-yard line, Strong galloped 74 yards to the Auburn 10, setting up Houston's second touchdown, which he scored on a one-yard run. Lopez' PAT missed, but Houston led 16-0 with 11:44 remaining in the half.

The teams traded punts until Auburn's Mickey Zofko completed a 36-yard halfback option pass to receiver Connie Frederick for the Tigers' only score. At halftime, Houston led 16-7.

The Tigers would get no closer. Houston scored 20 points on three touchdowns in the second half. Ted Heiskell's one-yard touchdown run came at the end of an eight-play, 71-yard drive. The two-point conversion pass failed, but UH led 22-7.

After a scoreless remainder of the quarter, Houston put the Tigers away on its first drive of the final period. Strong scored his second touchdown of the day, on a 12-yard run. A 20-yard pass from back-up quarterback Rusty Clark to Tommy Mozisek with 35 seconds left provided the final margin.

The two teams combined to break or tie 22 Bluebonnet Bowl records. Houston totaled 516 yards on 83 plays in the game, while Auburn netted just 189 total yards, including 188 passing.

**GAME STATISTICS**

Auburn	0	7	0	0	7
Houston	7	9	6	14	36

- UH – Mullins 1 run (Lopez kick), 1Q – 11:30
- UH – Lopez 27 field goal, 2Q – 14:50
- UH – Strong 1 run (kick failed), 2Q – 11:44
- AU – Frederick 36 pass from Zofko (Riley kick), 2Q – 3:36
- UH – Heiskell 1 run (pass failed), 23Q – 11:09
- UH – Strong 12 run (Lopez kick), 4Q – 11:48
- UH – Mozisek pass from Clark (Lopez kick), 4Q – 0:35

	AU	UH
First Downs	14	25
Rushing Yards	25-1	64-376
Passing Yards	188	140
Passing (C-A-I)	13-37-2	10-19-2
Total Offense	62-189	83-516
Fumbles-Lost	1-1	2-1
Penalties-Yards	4-26	6-63
Punts - Avg.	6-39.8	2-42.5

Rushing – UH: Strong 32-184-2, Heiskell 10-70-1, Mullins 13-54-1; AU: Zofko 12-31.

Passing – UH: Mullins 9-17-2-120; AU: Sullivan 10-30-1-132.

Receiving – UH: Wright 4-62, Thomas 2-35; AU: Beasley 6-76, Frederick 3-59.

Attendance: 53,203

**1971 BLUEBONNET BOWL**  
**#8 Colorado 29, #15 Houston 17**  
**Dec. 31, 1971 • Houston Astrodome • Houston**

Colorado's 16 second-quarter points lifted the Buffaloes to a 29-17 victory over 15th-ranked Houston before a crowd of 54,720 in the Astrodome. The loss was Houston's first in four bowl games and gave the Cougars a 9-3 final record.

Colorado tailback Charlie Davis led CU by rushing for a bowl-record 202 yards on 37 carries while Houston turned the ball over three times. Cougar tailback Robert Newhouse led the UH attack with 168 yards rushing on 35 carries and scored both Houston touchdowns on the day. Houston defensive lineman Butch Brezina was named the Cougars' Most Outstanding Player with 10 total tackles and two passes broken up.

Davis put the Buffs on top early with a 27-yard touchdown run on Colorado's first possession after a 70-yard, nine-play drive. J.B. Dean added the extra point to give CU a 7-0 lead.

Houston responded with a 79-yard, 15-play drive. Newhouse scored from the two after gaining 42 yards on the drive, and Ricky Terrell kicked the PAT to tie the game at seven. UH linebacker Bill Hamrick intercepted Colorado quarterback Ken Johnson to set up the Cougars' second touchdown, a five-yard Newhouse run with 1:14 left in the first quarter.

Colorado got the ball back and drove 61 yards in 10 plays, with Larry Brunson scoring on a five-yard pass from Johnson to pull CU within one. J.B. Dean's extra point failed and the Cougars clung to a 14-13 lead.

Colorado took the lead for good on its next possession. Johnson's 38-yard run on the quarterback keeper keyed an 80-yard, 15-play drive and Dean hit a 32-yard field goal with 5:03 left in the half to give CU a 16-13 lead.

After Houston fumbled the ball on the kickoff, Colorado went on the attack again. Davis scored on a one-yard run, and Dean added the PAT for a 23-14 lead that would prove to be insurmountable.

Houston drove to the Colorado 14 to open the third period, but tight end Riley Odoms fumbled and the Buffs' Lorne Richardson recovered to stymie the Cougars. The teams traded punts until Houston took advantage of a Davis fumble, Terrell hitting a 29-yard field goal for the only score of the third.

The Cougars would get no closer as Johnson scored for the Buffaloes with 3:48 left in the game to account for the final 12-point margin.

**GAME STATISTICS**

Houston	14	0	3	0	17
Colorado	7	16	0	6	29

- CU – Davis 27 run (Dean kick), 1Q – 11:24
- UH – Newhouse 2 run (Terrell kick), 1Q – 5:22
- UH – Newhouse 5 run (Terrell kick), 1Q – 1:14
- CU – Brunson 5 pass from Johnson (kick failed), 2Q – 13:20
- CU – Dean 32 field goal, 2Q – 5:03
- CU – Davis 1 run (Dean kick), 2Q – 1:13
- UH – Terrell 29 field goal, 3Q – 2:16
- CU – Johnson 1 run (pass failed), 4Q – 3:48

	UH	CU
First Downs	19	24
Rushing Yards	50-219	62-333
Passing Yards	173	62
Passing (C-A-I)	11-25-1	7-17-1
Total Offense	76-392	79-398
Fumbles-Lost	2-2	4-0
Penalties-Yards	2-47	7-52
Punts - Avg.	2-37.5	3-32.0

Rushing – UH: Newhouse 35-168-2, Mozisek 11-43; CU: Davis 37-202-2, Johnson 16-81-1.

Passing – UH: Mullins 11-25-1-173; CU: Johnson 6-16-1-51-1.

Receiving – UH: Orchin 6-94, Odoms 4-51; CU: Nichols 2-28, Brunson 2-16-1

Attendance: 54,720

BOWL RECAPS

### 1973 BLUEBONNET BOWL

#14 Houston 47, Tulane 7

Dec. 29, 1973 • Houston Astrodome • Houston

Houston topped off its winningest season ever by overwhelming Tulane, 47-7, in the 15th Annual Bluebonnet Bowl. With its victory over the Green Wave, the Cougars finished the season 11-1, which still ranks as one of the top two years in UH history.

Bill Yeoman's potent Triple Veer offense was at its best again in the Bluebonnet Bowl as a pair of players — Marshall Johnson and Donnie McGraw — gained over 100 yards rushing in the game. In all, the Cougars piled up 655 yards of total offense, including 402 on the ground. Flanker Bryan Willingham collected 105 yards on three catches while quarterback D.C. Nobles completed eight-of-13 passes for 201 yards.

Johnson gave early notice that it would be a long night for Tulane by speeding 75 yards on the Cougars' second offensive play to give UH a 7-0 lead. The Cougars extended that lead to 21-0 in the second period on a pair of Leonard Parker runs.

Tulane got on the scoreboard just before halftime on a 32-yard pass from Buddy Gilbert to Tom Fortner, cutting Houston's margin to 21-7 at the half.

The Cougars tallied four more rushing touchdowns in the second half while the UH defense held Tulane scoreless. Linebacker Deryl McGallion led the Houston defense on the day and was named the Most Outstanding Defensive Player. Houston forced nine Tulane punts and allowed the Green Wave only 10 first downs and 173 total yards on the day. Cougar defenders picked off four Tulane passes.

Quarterback Nobles scored on a keeper with 6:42 left in the third period to extend Houston's lead to 28-7. After a turnover, McGraw scored the first of his two touchdowns on a one-yard run with 5:28 left in the third.

McGraw added a 32-yard touchdown run to start the fourth quarter while backup QB David Husmann ended the scoring with a seven-yard run in the fourth.

A crowd of 44,358 saw UH post its record-setting 11th win and finish the year ranked ninth in the final Associated Press poll.

#### GAME STATISTICS

Tulane	0	7	0	0	7
Houston	7	14	14	12	47

UH — Johnson 75 run (Terrell kick), 1Q — 12:13  
 UH — Parker 1 run (Terrell kick), 2Q — 8:41  
 UH — Parker 3 run (Terrell kick), 2Q — 1:24  
 TU — Fortner 32 pass from Gilbert (Falgoust kick), 2Q — 1:06  
 UH — Nobles 2 run (Terrell kick), 3Q — 6:42  
 UH — McGraw 1 run (Terrell kick), 3Q — 5:28  
 UH — McGraw 32 run (kick failed), 4Q — 13:41  
 UH — Husmann 7 run (kick failed), 4Q — 6:53

	TU	UH
First Downs	10	26
Rushing Yards	43-102	58-402
Passing Yards	71	253
Passing (C-A-I)	6-21-4	12-20-1
Total Offense	173	655
Fumbles-Lost	2-1	6-4
Penalties-Yards	4-26	5-55
Punts - Avg.	9-39.2	3-43.3

Rushing — UH: Johnson 5-114, McGraw 13-108; TU: Bynum 12-40.  
 Passing — UH: Nobles 8-13-0-201; TU: Foley 4-16-4-32, Gilbert 2-5-0-39.  
 Receiving — UH: Willingham 3-105, Scalise 2-15; TU: Thibodeaux 2-19.

Attendance: 44,358

### 1974 BLUEBONNET BOWL

#15 Houston 31, #13 NC State 31

Dec. 23, 1974 • Houston Astrodome • Houston

In an offensive shootout at the 16th Annual Bluebonnet Bowl, Houston and North Carolina State combined to score 35 points in the final quarter on the way to a 31-31 tie before a crowd of 35,122 at the Astrodome.

The crowd saw the two teams pile up 876 yards of total offense, including 479 yards on the ground, with 45 first downs. Houston's John Housman gained 134 yards rushing on 21 carries and added a pair of touchdown runs as UH finished the year with an 8-3-1 overall record.

The first quarter was far from an indication of things to come as NC State earned the only points of the period on a 37-yard field goal by John Huff with 6:48 on the clock.

The Cougars evened the score early in the second stanza on Lennard Coplin's 21-yard field goal. Housman gained 38 yards on the drive that stalled at the NC State three.

The Wolfpack took a 10-3 halftime lead, but had been out-gained by UH, 175-123. Houston tied the score at 10 on a one-yard run by Housman at 9:32 of the third quarter. NC State came right back with a scoring drive of its own, with Dave Buckley hooking up with fullback Stan Fritts for the seven-yard touchdown pass to take the lead.

Then, the fireworks began. Houston tied the score on the first play of the fourth quarter on a 10-yard Johnson run, capping a 75-yard drive. Two possessions later, the Cougars took their first lead of the game on a Bluebonnet Bowl record 73-yard touchdown pass from quarterback Bubba McGallion to split end Eddie Foster. Coplin added the extra point and UH led, 24-17.

The Cougars extended their lead to 31-17 after an interception and 41-yard return by free safety Joe Rust gave UH the ball on the NC State 16-yard line. Four plays later, Housman hit paydirt on a five-yard run and UH led by two touchdowns.

NC State came back after a McGallion fumble stopped a UH drive. A couple of Buckley to George Gantt completions set up fullback Tommy London for a 9-yard touchdown run with 3:38 left in the game. The Wolfpack's 2-point conversion attempt failed, and Houston held on to a 31-23 lead.

The ensuing onside kick was recovered by State and after two plays netted 19 yards, Buckley hit tight end Pat Hovance with a 27-yard pass to the one. He scored on a quarterback sneak and Fritts ran for the 2-point conversion to tie the game.

Houston's comeback attempt died when McGallion was sacked and the Cougars punted with 27 seconds remaining. Buckley's last-ditch pass was intercepted by Rust, who fell to the ground as time ran out, ending one of the most exciting bowl games in school history.

#### GAME STATISTICS

NC State	3	7	7	14	31
Houston	0	3	7	21	31

NCST — Huff 37 field goal, 1Q — 6:48  
 UH — Coplin 21 field goal, 1Q — 14:56  
 NCST — Hooks 11 run (Huff kick), 1Q — 2:12  
 UH — Housman 1 run (Coplin kick), 3Q — 9:32  
 NCST — Fritts 7 pass from Buckley (Huff kick), 3Q — 5:47  
 UH — Johnson 10 run (Coplin kick), 4Q — 14:56  
 UH — Foster 73 pass from McGallion (Coplin kick), 4Q — 9:38  
 UH — Housman 5 run (Coplin kick), 4Q — 7:55  
 NCST — London 9 run (pass failed), 4Q — 3:38  
 NCST — Buckley 1 run (Fritts run), 4Q — 2:17

	NCST	UH
First Downs	20	25
Rushing Yards	41-154	69-343
Passing Yards	200	179
Passing (C-A-I)	18-30-2	8-14-2
Total Offense	71-354	83-522
Fumbles-Lost	5-1	5-3
Penalties-Yards	1-15	3-35
Punts - Avg.	6-36.0	2-44.5

Rushing — UH: Housman 21-134, McGraw 10-62, Johnson 12-54; NCST: Fritts 16-89, Hooks 8-29.  
 Passing — UH: McGallion 8-14-2-178; NCST: Buckley 18-28-2-200.  
 Receiving — UH: Bass 5-92, Foster 1-73; NCST: Fritts 5-33, Hovance 3-78.

Attendance: 35,122

BOWL RECAPS

1977 COTTON BOWL

#6 Houston 30, #4 Maryland 21  
Jan. 1, 1977 • Cotton Bowl • Dallas

Houston stunned the Southwest Conference by winning the conference title in its first year of competition in the league, earning its first trip to a New Year's Day bowl. Then, the Cougars stunned fifth-ranked and undefeated Maryland, 30-21, in the 41st Annual Cotton Bowl Classic to achieve its highest final national ranking ever.

UH jumped out to a quick 21-0 lead on the Terps, and that lead, as well as a strong defensive showing in the second half, carried the Cougars to victory. Running backs Alois Blackwell and Dyral Thomas each gained over 100 yards with Blackwell's 149 yards on 22 carries leading Houston. His success came against a Maryland defense ranked second in the nation in rushing defense, and he was named the game's Most Valuable Offensive Player. UH cornerback Mark Mohr, who made seven tackles, broke up two passes, blocked a punt and recovered a fumble, was the Defensive MVP.

Houston's first score came on an 11-yard run by Thomas with 6:27 to go in the first quarter. The Cougars drove 80 yards in 11 plays with Blackwell's 23-yard gain highlighting the march.

Mohr blocked Maryland punter Mike Sochko's kick, giving UH possession on the 38. Two plays later, Blackwell broke through a hole and went 33 yards for the touchdown.

Another Maryland mistake, this one a fumble on the kickoff recovered by Mohr, returned the ball to Houston on the Terps 24-yard line. Five straight rushing plays resulted in Blackwell's one-yard run and a 21-0 UH lead. Maryland had surrendered only 22 total points in the first quarter in the first 11 games of the year.

Maryland came back with a six-yard scoring run by quarterback Mark Manges. Both defenses tightened and the teams exchanged punts until Houston began a drive at its own three-yard line with 3:17 left in the half. A pair of runs by Davis and Blackwell netted 29 yards, and on second-and-six from the Maryland 33, split end Don Bass grabbed Davis' pass (one of just two first-half passes) and went the distance. Lennard Coplin's kick failed, but Houston owned a 27-7 halftime lead.

Maryland drove to the Houston four on its first possession of the second half, but on fourth and goal UM wingback Chuck White was stopped short of the goal line by UH's Vincent Greenwood. Thomas fumbled, giving Maryland the ball on the UH 35. This time the Terps converted with an 11-yard completion from Manges to tight end Eric Sievers.

Another UH fumble put Maryland on the Houston 30 three series later, and again the Terps capitalized. Fullback Tim Wilson went over from the one, and the extra point closed the UH lead to 27-21 with 8:46 left in the game.

After a punt by each team, Houston regained the ball on its own seven and embarked on a 14-play, 81-yard drive that would result in a game-clinching field goal by Coplin. The key play came on fourth-and-one on the Maryland 41 with 1:56 left when Thomas went 32 yards for the first down. When the drive stalled at the 12, Coplin hit a 28-yard field goal to seal the win and the No. 4 final ranking.

GAME STATISTICS

Maryland	0	7	7	7	21
Houston	21	6	0	3	30

UH – Thomas 11 run (Coplin kick), 1Q – 6:27  
 UH – Blackwell 33 run (Coplin kick), 1Q – 3:13  
 UH – Blackwell 1 run (Coplin kick), 1Q – 0:51  
 UM – Manges 6 run (Loncar kick), 2Q – 9:36  
 UH – Bass 33 pass from Davis (kick failed), 2Q – 0:55  
 UM – Sievers 11 pass from Manges (Sochko kick), 3Q – 1:41  
 UM – Wilson 1 run (Sochko kick), 4Q – 8:46  
 UH – Coplin 28 field goal, 4Q – 0:18

	UM	UH
First Downs	17	20
Rushing Yards	40-120	64-320
Passing Yards	179	108
Passing (C-A-I)	17-32-0	5-8-0
Total Offense	72-299	72-428
Fumbles-Lost	1-1	4-3
Penalties-Yards	8-80	5-22
Punts - Avg.	6-43.7	4-35.8

Rushing – UH: Blackwell 22-149, Thomas 14-104; UM: Scott 11-47, Manges 14-32.

Passing – UH: Davis 5-8-0-108; UM: Manges 17-32-0-179.

Receiving – UH: Foster 3-62, Bass 1-33; UM: Kinney 5-72; Wilson 5-26.

Attendance: 58,500 (estimated)

1979 COTTON BOWL

#10 Notre Dame 35, #9 Houston 34  
Jan. 1, 1979 • Cotton Bowl • Dallas

In bone-chilling cold, Notre Dame made one of the greatest comebacks in bowl history, scoring 23 points in the final 7:37 to record a 35-34 win over Houston in the 43rd Annual Cotton Bowl Classic. The game will be forever remembered, not only for the cold and the comeback, but as the "coming out" party for Fighting Irish quarterback Joe Montana, who would go on to become one of the best quarterbacks in NFL history.

The Irish scored the game-winning touchdown with no time left on the clock when Montana tossed an eight-yard pass to split end Kris Haines. Kicker Joe Unis' PAT provided the difference in a heart-wrenching loss for UH.

Houston had scored 34 straight points after Notre Dame took a 12-0 lead in the first quarter. The Irish scored on a three-yard Montana run and a one-yard rush by fullback Pete Buchanan on successive drives in the first to take the lead. Both conversion attempts failed.

After ND's Dave Waymer fumbled a punt, Houston gained the ball on the Notre Dame 12, and two plays later, quarterback Danny Davis threw a 15-yard touchdown pass to split end Willis Adams. The score stood at 12-7 at the end of the first quarter.

A bevy of fumbles, interceptions and near interceptions marked second quarter action with most of the balls bouncing Houston's way. On fourth-and-goal, fullback Randy Love bulled over from the one to cap a six-play, 21-yard drive and give UH a 14-12 lead. Kenny Hatfield intercepted a Montana pass on the next possession and his 25-yard return put the Cougars on the Notre Dame 25. Hatfield was true on the 21-yard field goal.

Another Montana interception led to Hatfield's second three-pointer of the quarter, and a 20-12 UH halftime lead. The field goal, with just three seconds left in the half, came after a 39-yard, seven-play drive highlighted by a 16-yard completion from Davis to Eric Herring. Hatfield hit the cross bar, but his 34-yarder bounced over and was good.

Houston scored on a pair of Davis runs in the third period. His first score, from two yards out, ended a 38-yard, eight-play drive. UH's Bobby Harrison blocked Notre Dame kicker Dick Boushka's punt and the Cougars turned that turnover into seven points on Davis' five-yard touchdown run at 4:40.

The fourth quarter was a battle of field position until Notre Dame blocked UH punter Jay Wyatt's kick and took over on the Houston 11. Three plays resulted in a loss of three yards and on fourth-and-13 from the UH 14, Montana's pass was incomplete. However, UH could not move the ball, and Wyatt's next punt was also blocked. This one was recovered by Irish strong safety Steve Cichy and returned 33 yards for a Notre Dame touchdown. The two point conversion from Montana to Vagas Ferguson was good and Houston's lead stood at 34-20.

Notre Dame's defense held, forcing another Wyatt punt. Montana completed two passes for 47 yards, then used a pass interference call to reach the Houston three. On third down from the two, Montana scampered in for the score. He then hit Haines with the two-point conversion pass to make it a six-point game.

Houston was forced to punt again, but the Irish's next drive ended when Montana fumbled with less than two minutes on the clock and UH's Tommy Ebner recovered. Houston advanced to its 29, and on fourth-and-one, sent running back Emmett King over left tackle to try and run out the clock. King was stopped for no gain, and Notre Dame and Montana had 29 yards to go in 28 seconds.

Montana gained 11 yards around right end on first down, then passed for 10 to Haines. After an incompleting, the Notre Dame QB hit Haines from eight yards out for the tying score. Unis' PAT completed the comeback.

GAME STATISTICS

Notre Dame	12	0	0	23	35
Houston	7	13	14	0	34

ND – Montana 3 run (kick failed), 1Q – 6:55  
 ND – Buchanan 1 run (pass failed), 1Q – 4:40  
 UH – Adams 15 pass from Davis (Hatfield kick), 1Q – 0:17  
 UH – Love 1 run (Hatfield kick), 2Q – 6:27  
 UH – Hatfield 21 field goal, 2Q – 0:03  
 UH – Davis 2 run (Hatfield kick), 3Q – 6:29  
 UH – Davis 5 run (Hatfield kick), 3Q – 4:40  
 ND – Cichy 33 punt return (Ferguson pass from Montana), 4Q – 7:25  
 ND – Montana 2 run (Haines pass from Montana), 4Q – 4:15  
 ND – Haines 8 pass from Montana (Unis kick), 4Q – 0:00

	ND	UH
First Downs	13	16
Rushing Yards	40-131	63-229
Passing Yards	163	60
Passing (C-A-I)	13-37-4	4-13-0
Total Offense	77-294	76-289
Fumbles-Lost	3-3	6-3
Penalties-Yards	8-74	6-39
Punts - Avg.	7-26.3	10-25.5

Rushing – UH: Davis 19-76, King 21-74, Love 22-73; ND: Heavens 16-71, Montana 7-26.

Passing – UH: Davis 4-12-0-60; ND: Montana 13-34-4-163.

Receiving – UH: Adams 2-35; ND: Heavens 4-60, Haines 4-31.

Attendance: 72,000 (35,000 no-shows)

BOWL RECAPS

**1980 COTTON BOWL**  
**#8 Houston 17, #7 Nebraska 14**  
**Jan. 1, 1980 • Cotton Bowl • Dallas**

Houston quarterback Terry Elston hit Eric Herring with a six-yard touchdown pass with 12 seconds left to give the Cougars a 17-14 victory over seventh-ranked Nebraska in the 1980 Cotton Bowl. The victory lifted UH to an 11-1 record on the year, tying the most wins in school history, and a No. 5 final national ranking.

The Houston defense limited a potent Nebraska offense to just 227 yards on the day, less than half of their season average. The Cornhuskers, featuring Jarvis Redwine and I.M. Hipp, gained just 136 yards on 41 carries and tallied only 13 first downs in the game. Elston led Houston with 87 yards rushing on 22 carries while fullback John Newhouse added 64 yards. Herring caught five passes for 51 yards.

Nebraska jumped out to a 7-0 lead in the first quarter on a nine-yard scoring run by Redwine. The teams then traded punts until Houston tied the game on Elston's eight-yard run and Kenny Hatfield's extra point at 12:17 of the second quarter. Elston's 27-yard pass to Lonell Phea on third-and-six to the Nebraska 15 proved to be the key play of the drive.

Through the next two quarters, the teams traded punts and turnovers with neither team reaching its opponents' 30. The entire third quarter, in fact, was a series of "three and outs."

Then Houston embarked on a 59-yard, 13-play drive that resulted in a 41-yard Hatfield field goal. Again, Elston hit Phea for a gain of 20 on the drive, which reached the Nebraska 24 before Hatfield's kick. Houston took a 10-7 lead with 8:25 left.

Houston forced another Nebraska punt, but gave the ball back one play later when Newhouse fumbled. From first down on the Houston 31, the Cornhuskers drove to the six, where Quinn hit tight end Jeff Finn with a six-yard touchdown pass. Dean Sukup added the extra point to give NU a 14-10 lead with less than four minutes to play.

Starting on its own 34, the Cougars began a purposeful march downfield. Twice, they converted on third downs until reaching the Nebraska 20 with 59 seconds to play. An Elston to Herring hookup gained 11, but the next three plays netted just five yards, and the Cougars faced fourth-and-goal from the six with 19 seconds left.

Then Elston found Herring cutting across the goal line for the touchdown, and Hatfield added the extra point to give UH a come-from-behind Cotton Bowl victory of its own.

**GAME STATISTICS**

Nebraska	7	0	0	7	14
Houston	0	7	0	10	17

NU – Redwine 9 run (Sukup kick), 1Q – 5:13  
 UH – Elston 8 run (Hatfield kick), 2Q – 12:17  
 UH – Hatfield 41 field goal, 4Q – 8:25  
 NU – Finn 6 pass from Quinn (Sukup kick), 4Q – 3:56  
 UH – Herring 6 pass from Elston (Hatfield kick), 4Q – 0:12

	NU	UH
First Downs	13	18
Rushing Yards	41-136	61-206
Passing Yards	91	119
Passing (C-A-I)	11-27-1	9-19-0
Total Offense	63-227	80-325
Fumbles-Lost	1-1	7-3
Penalties-Yards	7-90	2-22
Punts - Avg.	10-40.6	7-42.0

Rushing – UH: Elston 22-87, Newhouse 15-64; NU: Redwine 17-58, Franklin 12-40.  
 Passing – UH: Elston 9-16-0-119; NU: Quinn 10-19-1-78.  
 Receiving – UH: Herring 5-51, Phea 2-47; NU: Brown 5-30, Miller 2-26.

Attendance: 72,000

**1980 GARDEN STATE BOWL**  
**Houston 35, Navy 0**  
**Dec. 22, 1980 • Giants Stadium • East Rutherford, N.J.**

Houston put on one of its most impressive offensive and defensive performances of the season in downing Navy, 35-0, in Garden State Bowl III at Giants Stadium in East Rutherford, N.J.

Running back Terald Clark sparked the offense with 163 yards on 26 carries and three touchdowns, while All-America linebacker Leonard Mitchell made key tackles, recovered a fumble and broke up a pass to lead UH defensively. The Cougars gained 405 of their 450 yards on the ground, while limiting Navy to just 200 yards in total offense. Navy had brought the nation's sixth-rated defense and 10th-best rushing defense into the game, but turnovers and special teams blunders cost the Midshipmen.

Houston scored on its first drive, going 31 yards on eight plays after a Navy fumble to take a 7-0 lead. Clark scored on a one-yard run and Jeff Shaffer added the PAT.

A blocked punt by UH's Leo Truss helped lead to Houston's next score, a one-yard effort by quarterback Terry Elston. Clark gained 25 yards on the 43-yard drive as all 10 plays were on the ground. The Cougars took a 14-0 lead after one quarter.

Houston added two more touchdowns in the second period, while Navy kicker Steve Fehr missed a 27-yard field goal, spoiling the Middies' best scoring chance of the day. At 7:51 of the second quarter, Houston's David Barrett scored on a 14-yard run after a 69-yard, seven-play drive.

Navy fumbled the ball on the kickoff and UH's Calvin Eason recovered on the Navy 26. Clark went all 26 yards on the first play behind a block by guard Jeff Faniel, and Elston scored the two-point conversion on a keeper to give UH a 28-0 halftime lead.

The Cougars scored the final points of the contest on their first drive of the second half. After a 71-yard, 13-play march, Clark scored from the two to notch his third touchdown of the day and give UH an insurmountable 35-0 lead.

Clark, a senior, was named the game's Most Outstanding Player.

**GAME STATISTICS**

Houston	14	14	7	0	35
Navy	0	0	0	0	0

UH – Clark 1 run (Shaffer kick), 10:41  
 UH – Elston 1 run (Shaffer kick), 3:43  
 UH – Barrett 14 run (kick failed), 7:51  
 UH – Clark 26 run (Elston run), 7:38  
 UH – Clark 2 run (Shaffer kick), 9:48

	UH	NAVY
First Downs	24	12
Rushing Yards	78-405	35-135
Passing Yards	45	65
Passing (C-A-I)	3-7-1	7-25-1
Total Offense	85-450	60-200
Fumbles-Lost	8-3	4-2
Penalties-Yards	4-39	2-26
Punts - Avg.	2-35.5	6-29.7

Rushing – UH: Clark 26-163, Polk 17-76, Barrett 9-61-1; Navy: Tolbert 7-53, Sherlock 15-41.  
 Passing – UH: Elston 1-4-0-28, Chinn 2-3-1-17; Navy: Reitzel 5-12-1-42, Tarquinio 2-12-0-23.  
 Receiving – UH: Miller 1-28, Phea 1-11; Navy: Papajohn 3-36, Dent 2-23.

Attendance: 41,417

BOWL RECAPS

1981 SUN BOWL

Oklahoma 40, Houston 14

Dec. 26, 1981 • Sun Bowl • El Paso, Texas

Oklahoma scored 30 points in the fourth quarter to break open a close game and hand Houston its worst bowl defeat ever, 40-14, at the 47th Annual Sun Bowl in El Paso, Texas.

Oklahoma's Fred Sims gained 181 yards on 15 carries and quarterback Darrell Shepard added 107 yards and two rushing touchdowns to lead the Sooners. UH quarterback Lionel Wilson completed 17-of-28 passes for 216 yards to lead the Cougar offense, but Houston committed four turnovers in the game, including one very costly one.

A fumble on what looked like a sure Houston touchdown proved to be the turning point in the game. Following the fumble, Oklahoma scored on four straight possessions to cement the victory.

Trailing 10-7, UH halfback Robert Durham caught a Wilson pass at the OU 47-yard line and had open territory to the end zone. But Oklahoma defender Elbert Watts knocked the ball loose at the three and it went out of the end zone for a touchback. Oklahoma took over on its 20 and advanced quickly to the Cougar nine on Shepard's 42-yard run. Three plays later, Shepard went one yard up the middle for the touchdown and a 17-7 Oklahoma lead.

From there the wheels began to come off. After a 14-yard Houston punt, Oklahoma's Michael Keeling ended a Sooner drive by kicking his second field goal of the day – this from 49 yards out – to boost the Sooners' lead to 20-7.

The Cougars' next possession ended in a fumble, and Sims soon broke a 30-yard run for a score and a 27-7 Oklahoma lead. Houston answered with its last touchdown of the day, going 74 yards on 13 plays. Donald Jordan scored on a six-yard run and Mike Clendenen added the point after, but UH trailed 27-14 with less than three minutes remaining.

Oklahoma recovered UH's onside kick attempt and Sims ripped off another long run, this one of 48 yards, to set up Ron Mills' two-yard score. Keeling missed the PAT, but it was the only thing that went wrong for OU in the quarter. The Sooners scored their final touchdown on a 28-yard interception return by defensive end John Truitt, ending a nightmare quarter for Houston.

Shepard was named the game's MVP. Houston ended its season, the third straight in which it went to a bowl game, with a 7-4-1 record.

GAME STATISTICS

Houston	0	7	0	7	14
Oklahoma	7	0	3	30	40

OU – Shepard 34 run (Keeling kick), 1Q – 5:05  
 UH – Wilson 1 run (Clendenen kick), 2Q – 3:39  
 OU – Keeling 32 field goal, 3Q – 4:09  
 OU – Shepard 1 run (Keeling kick), 4Q – 13:07  
 OU – Keeling 49 field goal, 4Q – 8:03  
 OU – Sims 30 run (Keeling kick), 4Q – 6:19  
 UH – Jordan 6 run (Clendenen kick), 4Q – 2:55  
 OU – Mills 2 run (kick failed), 4Q – 1:30  
 OU – Truitt 28 interception return (Keeling kick), 4Q – 1:16

	UH	OU
First Downs	26	15
Rushing Yards	59-157	54-409
Passing Yards	228	-2
Passing (C-A-I)	18-29-1	1-5-1
Total Offense	88-385	59-407
Fumbles-Lost	4-3	2-1
Penalties-Yards	2-27	7-48
Punts - Avg.	6-37.0	5-38.6

Rushing – UH: Polk 19-74, Franklin 4-29; OU: Sims 15-181, Shepard 17-107.  
 Passing – UH: Wilson 17-21-1-216; OU: Shepard 1-5-1(-2).  
 Receiving – UH: Ford 6-52, Phea 4-48; OU: Ross 1(-2).

Attendance: 33,816

1985 COTTON BOWL

#8 Boston College 45, Houston 28

Jan. 1, 1985 • Cotton Bowl • Dallas, Texas

Heisman Trophy winner Doug Flutie brought his Boston College Eagles to Dallas, but it was the rushing of Flutie's backfield mates that proved the difference in BC's 45-28 victory over Houston in the 49th Annual Cotton Bowl.

Flutie threw for 180 yards and three touchdowns, but completed only 13-of-37 throws on the day and was intercepted twice. Running backs Troy Stradford and Mike Strachan teamed to doom Houston; Stradford gained 196 yards on 20 carries while Strachan added 91 yards on 23 rushes and was named the game's MVP.

The game was a series of scoring runs. Boston College would jump out to an advantage, and Houston would battle back. The pattern continued until the fourth quarter when the Eagles would not let UH answer after it extended a 31-28 lead to the final margin of 45-28.

Boston College jumped out to a 14-0 first quarter advantage on a pair of Flutie touchdown passes. A 63-yard completion to Kelvin Martin started the scoring, and an eight-yard pass from Flutie to Stradford followed a UH fumble. Houston answered immediately when Earl Allen took the ensuing kickoff 98 yards for a touchdown. Mike Clendenen kicked the extra point, and the Cougars trailed 14-7.

An interception by the Eagles led to a 31-yard field goal by BC's Kevin Snow at the end of the first quarter.

Boston College added two touchdowns to extend its lead to 31-7. Flutie hit Gerard Phelan, who caught seven passes in the first half, over the middle for a 13-yard touchdown after driving BC 53 yards in five plays. UH quarterback Gerald Landry was then intercepted on Houston's next play, and once again Boston College capitalized. Strachan scored on a two-yard run after Flutie had picked up 27 yards on a scramble to the two.

Houston came back before the half when Landry hit Larry Shepherd with a 15-yard touchdown pass. Landry's 38-yard completion to tight end Carl Hilton was the biggest play of the UH scoring drive.

The Cougars made it close in the third. After five punts to start the period, Houston mounted a scoring march, thanks to a 26-yard Landry to Hilton completion and a 33-yard run by Raymond Tate to set up Tate's two-yard touchdown jaunt. Then, Audrey McMillian intercepted a Flutie pass at the Boston College 25 and took it back for the touchdown, bringing the Cougars within three at 31-28.

On Houston's next possession, a couple of costly penalties hurt the Cougars and slowed their momentum. Boston College, uncharacteristically, went to its running game, and nine straight rushes resulted in a four-yard Strachan touchdown and a 38-28 BC lead.

Another turnover stopped the Cougars and they were unable to take advantage of Flutie's second interception of the half. Stradford provided the final margin when he scored on an 18-yard run with 1:08 remaining.

Hilton caught five passes for 97 yards for UH, which finished the season with a 7-5 record.

GAME STATISTICS

Boston College	17	14	0	14	45
Houston	7	7	14	0	28

BC – Martin 63 pass from Flutie (Snow kick), 8:15  
 BC – Stradford 8 pass from Flutie (Snow kick), 3:28  
 UH – Allen 98 kickoff return (Clendenen kick), 3:14  
 BC – Snow 31 field goal, 0:31  
 BC – Phelan 13 pass from Flutie (Snow kick), 4:38  
 BC – Strachan 2 run (Snow kick), 1:41  
 UH – Shepherd 15 pass from Landry (Clendenen kick), 0:22  
 UH – Tate 2 run (Clendenen kick), 4:04  
 UH – McMillian 25 interception return (Clendenen kick), 3:10  
 BC – Strachan 4 run (Snow kick), 5:45  
 BC – Stradford 18 run (Snow kick), 1:08

	UH	BC
First Downs	15	22
Rushing Yards	42-167	50-353
Passing Yards	154	180
Passing (C-A-I)	9-29-2	13-37-2
Total Offense	71-321	87-533
Fumbles-Lost	2-1	3-2
Penalties-Yards	7-66	7-64
Punts - Avg.	10-33.0	8-29.9

Rushing – UH: Tate 10-71, Landry 22-66; BC: Stradford 20-196, Strachan 23-91.  
 Passing – UH: Landry 9-29-2-154; BC: Flutie 13-37-2-180.  
 Receiving – UH: Hilton 5-97, Shepherd 2-47; BC: Phelan 7-94, Stradford 4-16-1.

Attendance: 67,781

BOWL RECAPS

1988 ALOHA BOWL

#18 Washington State 24, #14 Houston 22  
Dec. 25, 1988 • Aloha Bowl • Honolulu

In a battle of Cougars, Washington State scored 24 points in the second quarter and shut down Houston's potent run-and-shoot offense to claim a 24-22 win in the 1988 Aloha Bowl in Honolulu, Hawaii.

Washington State piled up 216 yards rushing and added 154 through the air while holding UH to 68 rushing yards and 309 yards overall. Tailback Steve Broussard led WSU with 139 yards on the ground, and QB Timm Rosenbach threw for 306.

James Dixon started the game off well for UH by taking the opening kickoff 84 yards to the Washington State 15-yard line. The Cougars advanced to the 10 before Roman Anderson's 27-yard field goal gave UH a 3-0 lead.

Washington State drove to the UH four, but Rosenbach was sacked, and his fumble was recovered by Houston's Keith Jenkins. The teams traded punts until WSU's Vernon Todd intercepted an André Ware pass at his own 45-yard line. Broussard bobbled a handoff and fumbled at the UH five, but WSU flanker Victor Wood recovered and took the ball the remaining five yards for the touchdown.

After forcing a Houston punt, WSU started on an 80-yard drive. Rosenbach hit Wood from 15 yards out with 8:39 left in the half, and Jason Hanson's PAT made it WSU 14, UH 3. Ware's next pass was intercepted and returned to the Houston 15. Hanson's 33-yard field goal extended the Cougars' lead to 17-3.

Houston pulled to within eight on its next possession when Ware hit Jason Phillips for a 44-yard completion and Chuck Weatherspoon scored on a one-yard run for UH's first touchdown of the day. However, Roman Anderson missed what would prove to be a crucial extra point attempt following Weatherspoon's score.

Washington State answered with a 10-play, 75-yard drive before halftime. Rosenbach scored from the one, and WSU led 24-9 at the break.

Houston's Cougars were not able to mount a drive in the third quarter until David Dacus replaced Ware with 6:07 on the clock. He quickly hit Kevin Mason with a 53-yard bomb down the right sideline. After a failed conversion pass, Houston trailed 24-15.

Washington State penetrated to the Houston eight, where Alton Montgomery stepped in front of a Rosenbach pass at the goal line and took it all the way back to the WSU 28 for a 72-yard return. Weatherspoon and Dacus combined to take the Cougars the rest of the way, with Weatherspoon earning the touchdown on a shovel pass from Dacus. After the Anderson PAT, Houston trailed by two with 13:16 left in the game.

Washington State's next drive stalled on the UH 34, where Rosenbach's pass on fourth and three fell incomplete. Houston was unable to sustain a drive and the teams exchanged punts. Houston got the ball back with 5:16 left and drove from its own 20 to the WSU 31. From there, Dacus hit Dixon with a 21-yard pass to the 10. Dixon eluded one tackle, but was hit by linebacker Tuineau Alipate and fumbled. The ball rolled to the five, where it was recovered by WSU's Artie Holmes with 2:44 left. WSU ran out the clock to secure the 24-22 victory.

GAME STATISTICS

Washington State	0	24	0	0	24
Houston	3	6	6	7	22

UH – Anderson 27 field goal, 1Q – 13:13  
 WSU – Wood 9 fumble recovery (Hanson kick), 2Q – 13:39  
 WSU – Wood 15 pass from Rosenbach (Hanson kick), 2Q – 8:39  
 WSU – Hanson 33 field goal, 2Q – 6:31  
 UH – Weatherspoon 1 run (kick failed), 2Q – 4:56  
 WSU – Rosenbach 1 run (Hanson kick), 2Q – 0:53  
 UH – Mason 53 pass from Dacus (pass failed), 3Q – 4:25  
 UH – Weatherspoon 2 pass from Dacus (Anderson kick), 4Q – 13:16

	WSU	UH
First Downs	23	13
Rushing Yards	56-154	21-68
Passing Yards	306	241
Passing (C-A-I)	19-36-1	17-40-2
Total Offense	92-460	61-309
Fumbles-Lost	2-1	2-1
Penalties-Yards	11-95	9-58
Punts - Avg.	6-46.0	8-45.4

Rushing – UH: Weatherspoon 14-80; WSU: Broussard 33-139.  
 Passing – UH: Dacus 8-11-0-153, Ware 8-28-2-44;  
 WSU: Rosenbach 19-36-1-306.  
 Receiving – UH: Mason 2-83-1, Dixon 4-52; WSU: Stallworth 8-120.

Attendance: 35,132

1996 LIBERTY BOWL

#23 Syracuse 30, Houston 17  
Dec. 26, 1996 • Liberty Bowl • Memphis, Tenn.

Houston's return to post-season play in the 38th Annual St. Jude Liberty Bowl marked a remarkable turnaround for the UH program under Kim Helton.

The Cougars headed into Memphis as one of the hottest teams in the country having won their last three games of the season to earn a share of the Conference USA championship.

On this day the rushing attack of the Orangemen proved to be too much for Houston's defense as UH fell to Syracuse 30-17 in front of 49,163 fans at Liberty Bowl Memorial Stadium and an ESPN national television audience.

Syracuse struck first after the initial kickoff with a four-play, 80-yard touchdown scoring drive. Quarterback Donovan McNabb scored from one yard out to put SU on top 7-0.

Houston returned the favor on its first drive of the game with a four-play, 77-yard scoring drive of its own. Quarterback Chuck Clements hit tailback Antowain Smith twice, including a touchdown reception of 21 yards to even the score at 7-7. A Clements to Scott Regimbald 51-yard pass put the Cougars in scoring position to set up Smith's reception.

With 9:02 left in the second period, the SU rushing attack struck again when fullback Rob Konrad reached the end zone to up the score to 14-7. Later in the quarter Syracuse extended its lead to 16-7 after a snap sailed over the head of Houston punter Ignacio Saucedo as he stood deep in UH territory.

Houston came back before halftime as Smith rushed three times for 63 yards, including a 51-yard jaunt from UH's 46-yard line to SU's 3. He finished the drive with a three-yard touchdown run to pull Houston within two points going into the lockerroom.

The second half was far less eventful as both teams went scoreless in the third quarter. It was not until the clock read 13:52 in the final period that Syracuse's McNabb scored his second touchdown of the day, on a two-yard run, to give the Orangemen a 23-14 lead.

Houston was only able to put three more points on the board as Sebastian Villarreal hit a 23-yard field goal with 10:50 left in the game.

As it turned out, the ground game of Syracuse was just too much for the Cougar defense. Thomas rushed into the endzone from six yards out to put an end to the day's scoring at 30-17.

GAME STATISTICS

Syracuse	7	9	0	14	30
Houston	7	7	0	3	17

SU – McNabb 1 run (Trout kick), 1Q – 13:16  
 UH – Smith 21 pass from Clements (Villarreal kick), 1Q – 11:48  
 SU – Konrad 2 run (Trout kick), 2Q – 9:02  
 SU – Team safety, 2Q – 3:58  
 UH – Smith 3 run (Villarreal kick), 2Q – 0:30  
 SU – McNabb 2 run (Trout kick), 4Q – 13:52  
 UH – Villarreal 23 field goal, 4Q – 10:50  
 SU – Thomas 6 run (Trout), 4Q – 5:29

	SU	UH
First Downs	25	13
Rushes-Yards	64-396	27-124
Passing Yards	76	217
Passing (C-A-I)	4-10-0	14-28-1
Total Offense	74-472	55-341
Return Yards	80	148
Punts-Avg.	4-42.5	3-35.0
Fumbles-Lost	0-0	0-0
Third Down Conv.	9-15	3-11
Penalties-Yards	5-41	5-30
Time of Possession	38:01	21:59

Rushing – SU: Thomas 24-205, McNabb 12-53, Jones 7-42, Konrad 9-41, McIntosh 5-27, Morris 4-27, Maddox 1-13, Brown 1-4; UH: Smith 19-123, Sanford 6-37, Wheeler 1-0.  
 Passing – SU: McNabb 10-4-0-76; UH: Clements 28-14-1-217.  
 Receiving – SU: Maddox 2-47, Williams 1-16, Sinceno 1-13; UH: Smith 5-44, Wheeler 3-43, Johnson 2-16, Bryant 1-51, Regimbald 1-51, West 1-12, Sanford 1-0.

Attendance: 49,163

BOWL RECAPS

## 2003 SHERATON HAWAII BOWL

Hawaii 54, Houston 48 (3 OT)

Dec. 25, 2003 • Aloha Stadium • Honolulu

In an "Instant Classic" performance, the University of Houston and the University of Hawaii battled for over four hours and three overtimes before the Warriors concluded Christmas Day with a 54-48 win over the Cougars.

The fact that the game made it to overtime was a testament to the never-say-die attitude of the Cougars. With Hawaii ahead by seven in the waning moments of regulation, the Cougars eventful season looked to be over as the Warriors lined up for a 29-yard field with just over a minute to play. When the field-goal attempt went wide, the Cougars still had a chance. And, the Red and White did not disappoint.

In what will be described as "Vincent's Run", the Cougars tied the game up on a miraculous play. Facing a third-and-11 from their own 19-yard line with less than 30 seconds left to play, Kevin Kolb found Vincent Marshall on a quick pass that Marshall turned into an 81-yard touchdown as he outraced the Warrior secondary to tie the game.

Both teams scored touchdowns in both the first and second overtimes, setting the stage for the dramatic third overtime. The Warriors took the lead on an eight-yard run by Michael Brewster, but UH's Will Gulley intercepted Hawaii's two-point attempt.

The Cougars took over on their possession, needing a touchdown to send it to a fourth overtime, but more importantly, could get the two points needed for the victory; however, the Cougars failed to convert on fourth down.

Houston jumped on the board first after taking the opening kickoff and driving down the field to score first. Kolb hooked up with Chad McCullar from 34 yards out to give Houston a quick 7-0 lead. A Dustin Bell field goal on the next possession increased the lead to 10-0.

The Warriors tied the score up by scoring the game's next 10 points on a 19-yard field goal and a 48 yard pass from Timmy Chang, who relieved starter Jason Whieldon, to Clifton Herbert.

The Cougars regained the lead on the first of three rushing touchdowns by Jackie Battle, and then increased their advantage to 20-10 with Bell's second field goal on the afternoon.

Hawaii took control of the game by scoring 17 unanswered points, including two more scoring tosses by Chang. After an exchange of touchdowns by Houston and Hawaii, the Warriors took the lead again when Chang hooked up with Jason Ribers from four yards out with less than 10 minutes to play, which set the stage for Marshall's heroics.

Battle was named the MVP for the Cougars after rushing for a career-high 124 yards and three touchdowns.

### GAME STATISTICS

Houston	10	10	0	14	7	7	0	48
Hawaii	3	10	14	7	7	7	6	54

**UH – McCullar 34 pass from Kolb (Bell kick), 1Q – 11:53**  
**UH – Bell 21 field goal, 1Q – 9:05**  
 HA – Miranda 19 field goal, 1Q – 5:48  
 HA – Herbert 48 pass from Chang (Miranda kick), 2Q – 14:28  
**UH – Battle 2 run (Bell kick), 2Q – 11:16**  
**UH – Bell 35 field goal, 2Q – 4:42**  
 HA – Miranda 29 field goal, 2Q – 1:53  
 HA – Brewster 1 run (Miranda kick), 3Q – 13:23  
 HA – Rivers 7 pass from Chang (Miranda kick), 3Q – 4:35  
**UH – Battle 2 run (Bell kick), 4Q – 14:18**  
 HA – Rivers 4 pass from Chang (Miranda kick), 4Q – 9:51  
**UH – Marshall 81 pass from Kolb (Bell kick), 4Q – 0:22**  
 HA – Komine 11 pass from Chang (Miranda kick), OT1  
**UH – Evans 6 run (Bell kick), OT1**  
**UH – Battle 4 run (Bell kick), OT2**  
 HA – Rivers 18 pass from Chang (Miranda kick), OT2  
 HA – Brewster 8 run (pass failed), OT3

	UH	Hawaii
First Downs	25	30
Rushes-Yards	54-185	38-114
Comp.-Att.-Int.	19-34-2	29-47-1
Passing Yards	332	527
Return Yards	223	51
Punts-Average	5-46.6	4-41.0
Fumbles-Lost	2-0	2-1
Third Down Conv.	7-19	6-14
Penalties-Yards	10-105	5-45
Time of Possession	29:50	30:10

**Rushing – UH:** Battle 19-124, Evans 22-66, Schirmer 2-8, Kolb 8-7, Marshall 2-(-9), Team 1-(-11);  
**Hawaii:** Brewster 14-79, West 6-33, Bass 6-27, Whieldon 5-12, Team 1-(-1), Chang 6-(-36).  
**Passing – UH:** Kolb 34-19-2-332;  
**Hawaii:** Chang 42-26-1-475, Whieldon 5-3-0-52.  
**Receiving – UH:** Marshall 7-157, McCullar 5-103, Middleton 3-25, Pritchett 2-31, Kolb 1-8, Hopkins 1-8;  
**Hawaii:** Rivers 7-143, Komine 7-73, Cockheran 5-162, Brewster 3-40, Welch 3-31, Poumele 2-27, Herbert 1-48, Bass 1-3.

Attendance: 25,551

## 2005 FORT WORTH BOWL

Kansas 42, Houston 13

Dec. 23, 2005 • Amon G. Carter Stadium • Fort Worth, Texas

Jason Swanson threw for 307 yards and four touchdowns, one more than he had in the regular season, and the Kansas Jayhawks beat Houston 42-13 in the Fort Worth Bowl for their first winning season and first bowl victory in 10 years.

Tailback Jon Cornish turned two shovel passes from Swanson into scores, and also rushed for 101 yards on 16 carries. Brian Murph, who hadn't returned a kick all season, turned a muffed punt into an 85-yard score in the first quarter that put the Jayhawks (7-5) ahead to stay. He also caught a 48-yard TD pass.

Houston (6-6) has lost six straight bowls since winning the 1980 Garden State Bowl.

Swanson started his fifth straight game, going 19-for-29 in his fourth victory and earning MVP honors. The senior was the third starting quarterback used by Kansas this year. He hurt his leg during the preseason, but took over in late October after Adam Barrman and Brian Luke struggled.

Cougars junior quarterback Kevin Kolb started his 36th straight game and became the career total offense leader at the school where David Klingler and André Ware also threw passes. Kolb was 20-of-44 passing for 214 yards with three interceptions, all turned into scores by Kansas.

Kolb had a 1-yard sneak for Houston's only touchdown. The Cougars were held to a season-worst 244 total yards after leading Conference USA with 457 a game during the regular season. Kansas had 538 yards.

Charlton Keith got between Kolb and his intended receiver on a quick-out pass in the fourth quarter. He jumped up and grabbed the pass, then sprinted 14 yards and dived into the end zone.

Theo Barnes had two interceptions for the Jayhawks. The first set up Cornish's 30-yard TD catch in the third quarter, and the second led to Murph's TD catch with 9 minutes left for the final touchdown.

Five minutes into the game, Murph muffed a punt. The ball rolled several yards away from him before he picked it up, circled around several defenders and ran all the way to the left sideline. He then cut back across the field and slipped past a tackler into the open.

Swanson had completions of 31 and 19 yards on the first two plays, but the Jayhawks didn't get another first down on the opening drive. The Cougars then went three-and-out before Justin Laird's 57-yard punt that Murph muffed.

Cornish's first TD was a 13-yard play in the second quarter. Mark Simmons added a 32-yard score in the third when he caught Swanson's pass near the 20, then was free when he twisted inside and the defender slipped.

### GAME STATISTICS

Kansas	7	7	14	14	42
Houston	0	10	3	0	13

KU – Murph 85 punt return (Webb kick), 1Q – 10:26  
**UH – Bell 32 FG, 2Q – 14:22**  
 KU – Cornish 13 pass from Swanson (Webb kick), 2Q – 12:49  
**UH – Kolb 1 run (Bell kick), 2Q – 0:57**  
 KU – 30 pass from Swanson (Webb kick), 3Q – 12:43  
**UH – Lawrence 44 FG, 3Q – 8:29**  
 KU – Simmons 32 pass from Swanson (Webb kick), 3Q – 4:57  
 KU – Keith 14 interception return (Webb kick), 4Q – 12:23  
 KU – Murph 48 pass from Swanson (Webb kick), 4Q – 9:08

	KU	UH
First Downs	29	15
Rushes-Yards	39-198	24-30
Comp.-Att.-Int.	21-32-0	20-44-3
Passing Yards	340	214
Return Yards	131	64
Punts-Average	2-43.0	7-44.9
Fumbles-Lost	1-1	1-0
Third Down Conv.	4-11	4-14
Penalties-Yards	14-138	4-54
Time of Possession	33:29	26:31

**Rushing – KU:** Cornish 16-101, McAnderson 7-41, Swanson 7-33, Green 9-23; **UH:** Battle 3-8, Kolb 9-8, Gilbert 9-7, Marshall 1-7, Evans 2-0.  
**Passing – KU:** Swanson 19-29-0-307, Luke 2-3-0-33; **UH:** Kolb 20-44-3-214.  
**Receiving – KU:** Gordon 6-86, Simmons 5-77, Murph 4-78, Cornish 2-43, Henry 2-33, Fine 2-23; **UH:** Avery 5-71, Briles 4-36, Gilbert 3-41, McGilvray 3-29, McDaniel 2-15, Marshall 2-12, Harvey 1-10.

Attendance: 33,500

BOWL RECAPS

2006 AUTOZONE LIBERTY BOWL

South Carolina 44, Houston 36

Dec. 29, 2006 • Liberty Bowl • Memphis, Tenn.

With 56,103 in attendance, the University of Houston football team took to the field December 29, 2006 at the AutoZone Liberty Bowl in Memphis, Tenn. Houston faced off against the South Carolina Gamecocks of the SEC in just the third-ever meeting between the two schools.

After scoring four touchdowns in the first half, Houston was unable to hold off the Gamecocks, falling 44-36, in what College-FootballNews.com named the 4<sup>th</sup>-best bowl game of 2006.

The Cougars took an early lead off a 32-yard pass from Kevin Kolb to Vincent Marshall on their first drive of the game. But, the Gamecocks responded late in the first quarter on their second drive with a 2-yard touchdown run by Cory Boyd.

Down a touchdown in the second quarter, Kolb connected with Mark Hafner on a 4-yard pass to even the game at 14 all. Houston would regain the lead with 2:09 left in the first half when Jackie Battle scored from 42 yards out, running untouched to the end zone.

With the first half winding down, Houston scored again when Marshall broke away for a 77-yard touchdown run. It was the longest catch in the Liberty Bowl since 1997, when Pittsburgh had an 89-yard pass against Southern Miss.

With 55 points scored in the first half, Houston and South Carolina combined for the highest scoring half in Liberty Bowl history.

The third quarter proved to be all about defense. South Carolina scored the only points of the quarter on a 45-yard field goal by Ryan Succop. They took that momentum into the fourth quarter, scoring two touchdowns. The Gamecock's Blake Mitchell connected with Kenny McKinley on both scoring plays.

The Cougars pulled within eight points with just under six minutes left in the game, when Battle scored on a 3-yard run and Anthony Alridge completed the two-point conversion; however, it wouldn't be enough as South Carolina held off Houston for the win.

"We were very excited and anxious about the game, and I think we performed well as a football team. In a couple of instances we had a couple of unforced errors that I will take the fall for. But, just like our team has all season long; we battled hard. Our guys played hard, they fought hard, they believed. That's an inspiration to me as a coach," head coach Art Briles said after the game.

The two teams combined for 1,039 yards of total offense, the most ever in Liberty Bowl history. Houston gained 527 yards and the Gamecocks had 512.

Kolb was named Houston's Outstanding Offensive Player after completing 26-of-39 passes for 386 yards and three touchdowns. With his three tackles, one interception and one pass break up, Willie Gaston was named Houston's Outstanding Defensive Player.

GAME STATISTICS

South Carolina	7	20	3	14	44
Houston	7	21	0	8	36

UH – Marshall 32 pass from Kolb (Bell kick), 1Q–12:59

SC – Cory Boyd 2 run (Succop kick), 1Q–2:09

SC – Pavlovic 1 pass from Mitchell (kick failed), 2Q–10:47

UH – Hafner 4 pass from Kolb (Bell kick), 2Q–6:12

SC – Rice 19 pass from Mitchell (Succop kick), 2Q–2:53

UH – Battle 42 run (Bell kick), 2Q–2:09

SC – Boyd 9 run (Succop kick), 2Q–0:42

UH – Marshall 77 pass from Kolb (Bell kick), 2Q–0:11

SC – Succop 45 FG, 3Q–9:55

SC – McKinley 43 pass from Mitchell (Succop kick), 4Q–12:15

SC – McKinley 43 pass from Mitchell (Succop kick), 4Q–7:39

UH – Battle 3 run (Anthony Alridge run), 4Q–5:42

	SC	UH
First Downs	25	27
Rushes-Yards	41-189	33-135
Comp.-Att.-Int.	19-29-1	27-40-1
Passing Yards	323	392
Total Offense	512	527
Punts-Average	2-45.0	3-42.3
Fumbles-Lost	1-0	2-1
Third Down Conv.	6-12	7-13
Penalties-Yards	9-93	4-40
Time of Possession	33:19	26:41

Rushing – SC: Boyd 18-94, Davis 14-72, Mitchell 8-22, Whiteside 1-1; UH: Battle 11-85, Alridge 10-55, Pope 3-27, Otis 1-0, Kolb 7(-5).

Passing – SC: Mitchell 19-29-1-323; UH: Kolb 26-39-1-386, Alridge 1-1-0-6.

Receiving – SC: Rice 8-139, Boyd 4-45, McKinley 3-112, Stafford 2-19, Newton 1-7, Pavlovic 1-1; UH: Marshall 9-201, Avery 7-72, Ealy 3-48, McDaniel 3-0, Harvey 2-33, Hafner 2-14, Alridge 1-24.

Attendance: 56,103

2007 TEXAS BOWL

TCU 20, Houston 13

Dec. 28, 2007 • Reliant Stadium • Houston

The Cougars had a late rally come up short and dropped a 20-13 decision to TCU in the 2007 Texas Bowl at Reliant Stadium.

Houston pulled within seven after a 32-yard field goal from T.J. Lawrence with 1:57 left in the game. TCU (8-5) won its eighth-straight game over Houston, dating back to 1993.

The Cougars got the ball back with 1:32 left after a three-and-out stand by the defense and started from their own two-yard line.

Case Keenum engineered a seven-play 79-yard drive that had the Cougars at the TCU 19-yard line with 14 seconds remaining. UH had three shots at the end zone but came up short on all three.

Donnie Avery made four catches for 60 yards in the march down the field. He finished with 10 catches for 120 yards.

Keenum threw a fade into the end zone that was just over the finger tips of Jeron Harvey and couldn't connect on a jump ball to L.J. Castile. On the game's final play, Keenum was flushed out of the pocket and hit as he threw by TCU's Chase Ortiz and the ball ended up in the dirt, handing the Cougars their eighth-straight bowl defeat.

Keenum finished 23-of-38 for a career best and Texas Bowl record 335 yards and a touchdown. He was sacked five times on the night. He also set bowl records for completions (23), attempts (38) and longest touchdown pass (67 yards).

Rocky Schwartz led all players with a Texas Bowl record 16 tackles including 15 solo stops.

Leading 10-7 at halftime, the Cougars struggled offensively in the third quarter tallying 19 yards and one first down.

TCU tied things up at 10 after Chris Manfredini hit a 29-yard field goal with 4:56 left in the third quarter.

The Horned Frogs added 10 more points in the fourth quarter after a seven-yard run by Justin Watts with 14:28 left and a 36-yard field goal from Manfredini with 7:28 left in the game.

The Cougars opened the scoring in the game late in the first quarter after Keenum connected with Andre Kohn on a 67-yard touchdown strike. The play capped a two-play drive that took just 57 seconds. It was the longest play from scrimmage in Texas Bowl history.

TCU tied things up with 10:24 left in the half after Andy Dalton called an 11-play 75-yard drive with a three-yard touchdown scamper. Dalton, the Texas Bowl MVP, finished 20-for-30 for 249 yards and an interception. He also added 14 yards rushing and was sacked twice.

Houston took a 10-7 lead on the heels of a 36-yard field goal by Lawrence with 10 seconds left in the first half.

Anthony Alridge was held to a season-low 29 yards rushing and four-yards receiving. Overall, UH was held to 32 yards rushing and no touchdowns.

Brian Bonner and Jason Phillips tallied 10 tackles apiece to lead the TCU defense. Phillips also added two tackles for a loss and a sack.

Chase Turner set three Texas Bowl punting records including the longest punt in bowl history (65 yards), highest gross punting average (50.2) and most punts (6).

GAME STATISTICS

TCU	0	7	3	10	20
Houston	7	3	0	3	13

UH – Kohn 67 pass from Keenum (Lawrence kick), 1Q – 0:08

TCU – Dalton 3 run (Manfredini kick), 2Q – 10:24

UH – Lawrence 39 field goal, 2Q – 0:10

TCU – Manfredini 29 field goal, 3Q – 6:30

TCU – Watts 7 run (Manfredini kick), 4Q – 14:28

TCU – Manfredini 36 field goal, 4Q – 7:28

UH – Lawrence 32 field goal, 4Q – 1:57

	TCU	UH
First Downs	19	20
Rushes-Yards	39-116	30-32
Comp.-Att.-Int.	21-30-1	23-38-0
Passing Yards	249	335
Total Offense	365	367
Punts-Average	7-37.6	6-50.2
Fumbles-Lost	0-0	0-0
Third Down Conv.	5-15	4-15
Penalties-Yards	11-85	6-73
Time of Possession	31:32	21:28

Rushing – TCU: Watts 12-46, Christian 12-42, Dalton 11-17, Turner 3-10, Dickerson 1-1. UH: Alridge 15-29, Kohn 1-5, Ganaway 1-0, Keenum 13(-2).

Passing – TCU: Dalton 21-30-1-249. UH: Keenum 23-38-0-335.

Receiving – TCU: Dickerson 3-57, Bryant 3-56, Reagan 3-35, Christian 3-30, Kerley 3-15, Johnson 2-17, Young 1-15, Turner 1-12, Frosch 1-9, Watts 1-3. UH: Avery 10-120, McDaniel 5-55, Harvey 4-64, Kohn 1-67, Gilbert 1-16, Castile 1-9. Alridge 1-4.

Attendance – 62,097

BOWL RECAPS

2008 BELL HELICOPTER ARMED FORCES BOWL

Houston 34, Air Force 28

Dec. 31, 2008 • Amon G. Carter Stadium • Fort Worth, Texas

Freshman running back Bryce Beall rushed for 135 yards and a touchdown and added 92 receiving yards to help lead the University of Houston football team to a 34-28 win over Air Force during the Bell Helicopter Armed Forces Bowl at Amon G. Carter Stadium.

Beall, who accounted for 229 yards of all-purpose yards, finished the season with 1,247 rushing yards, becoming the first freshman in school history to reach that milestone.

With the win, the Cougars finished the season with an 8-5 record and won their first bowl game since a 35-0 decision over Navy during the 1980 Garden State Bowl in East Rutherford, N.J., on Dec. 22, 1980. The win snapped an eight-game losing skid in bowl games.

Sophomore quarterback Case Keenum threw for 252 yards and a touchdown on 22-of-33 passing but saw his school-record streak of consecutive 300-yard passing games snapped at 13 straight games dating back to last season.

The game started on a positive note for the Cougars when Roisean Haynes forced a fumble on the opening kickoff and junior Brandon Brinkley jumped on the loose ball to set up the offense on the Air Force 25.

Four plays later, Beall plunged into the end zone from one yard out to hand the Cougars an early 7-0 lead.

Air Force wasted little time in knotting the game at 7-7. Taking over on their 23-yard line, the Falcons marched 77 yards in little less than two minutes with six straight rushing plays and tied the game on Jared Tew's 2-yard touchdown run.

On the ensuing kickoff, the Cougars embarked on an eight-play, 65-yard drive that was capped by Keenum's 1-yard sneak into the end zone.

Later in the period, freshman linebacker Marcus McGraw stripped Asher Clark of the ball at the Air Force 24 and senior defensive end Phillip Hunt pounced on the loose ball and returned it to the Air Force 14. However, the Falcon defense stiffened and freshman kicker Jordan Mannisto's nailed a 22-yard field goal with four seconds remaining in the period.

On its ensuing possession, Air Force marched 76 yards in 12 plays and pulled to within a field goal at 17-14 on Tim Jefferson's 5-yard touchdown run at the 9:52 mark of the second quarter.

After a Cougar punt, a missed 28-yard field goal by Air Force and another UH punt, Air Force tied the game at 17-17 when Ryan Harrison booted a 44-yard field with 2:28 left in the first half.

Air Force looked ready to grab its first lead of the game when a Cougar fumble on the ensuing kickoff put the Falcons at the UH 29-yard line with 2:21 remaining. But the UH defense stiffened and pushed AFA back nine yards then Harrison missed from 55 yards out.

The two teams traded scoring possessions in the third quarter. UH took the opening kickoff and marched 69 yards on a seven-play drive that was capped on Keenum's 4-yard touchdown run with 12:28 remaining in the period for a 24-17 lead.

Air Force took over on the next possession on an 18-play drive that consumed 51 yards and took more than eight-and-a-half minutes off the clock. However the Cougar defense limited the Falcons to Harrison's 37-yard field goal with 3:46 left in the period to maintain a 24-20 advantage.

Houston looked to take control of the game, extending their lead, 31-20 on 20-yard field goal attempt by Mannisto and a punt by the Falcons on their next possession.

Five plays later, Keenum's pass to senior tight end Mark Hafner was intercepted and returned 19 yards by Aaron Kirchoff. The Falcons would pull within three after the interception on a 3-yard rushing touchdown by Tim Jefferson.

The Cougars capped the game with a 37-yard field goal from Mannisto with 3:24 left on the clock.

GAME STATISTICS

Houston	17	0	7	10	34
Air Force	7	10	3	8	28

UH – Beall 1 run (Mannisto kick), 1Q–13:27

AFA – Tew 2 run (Harrison kick), 1Q–11:28

UH – Keenum 1 run (Mannisto kick), 1Q–8:10

UH – Mannisto 22 FG, 1Q–0:04

AFA – Jefferson 5 run (Harrison kick), 2Q–9:52

AFA – Harrison 44 FG, 2Q–2:28

UH – Keenum 4 run (Mannisto kick), 3Q–12:28

AFA – Harrison 37 FG, 3Q–3:51

UH – Kohn 13 pass from Keenum (Mannisto kick), 4Q–10:58

AFA – Tew 2 run (Jefferson rush), 4Q–6:06

UH – Mannisto 37 FG, 4Q–3:24

	UH	AFA
First Downs	20	21
Rushes-Yards	32-163	67-243
Comp.-Att.-Int.	22-33-1	8-18-0
Passing Yards	252	109
Total Offense	415	352
Punts-Average	4-44.2	3-43.7
Fumbles-Lost	2-2	2-2
Third Down Conv.	7-13	11-22
Penalties-Yards	4-25	3-11
Time of Possession	21:53	38:07

Rushing – UH: Beall 22-135, Carrier 3-26, Kohn 3-7, Team 1(-1), Keenum 3(-4); AFA: Tew 27-149, Clark 16-57, Jefferson 14-14, Lumpkin 6-12, Armstrong 1-10, Southworth 1-8, Halderman 2(-7).

Passing – UH: Keenum 22-33-1-252; AFA: Jefferson 7-14-0-98, Smith 1-4-0-11.

Receiving – UH: Carrier 5-49, Rodriguez 5-19, Beall 4-92, Kohn 3-32, Smith 2-25, Castile 2-20, Hafner 1-15;

AFA: Armstrong 2-60, Cousins 2-12, Madsen 1-14, Paffett 1-11, Halderman 1-10, Dekker 1-2.

Attendance: 41,127

2009 BELL HELICOPTER ARMED FORCES BOWL

Air Force 47, rv/#25 Houston 20

Dec. 31, 2009 • Amon G. Carter Stadium • Fort Worth, Texas

Asher Clark and Jared Tew each ran for more than 100 yards with two touchdowns and Air Force's top-ranked pass defense had six interceptions against Case Keenum, leading the Falcons to a 47-20 victory over Houston in the Armed Forces Bowl.

Air Force's plan to limit Keenum and the nation's most explosive offense worked almost flawlessly. The Falcons ran for 402 yards to go with Tim Jefferson's effective passing (10 of 14 for 161 yards), holding the ball for 41 minutes and then coming up with the big defensive plays.

Anthony Wright had three interceptions, and Chris Thomas had two picks to go with his 12 tackles.

Keenum, who leads the nation in yards passing, was 24 of 41 with a season-low 222 yards and a touchdown for the Cougars (10-4). The six picks were a career high. In his other 13 games this season, he had only nine interceptions while throwing for 5,449 yards and 43 touchdowns.

After Air Force went ahead on Clark's 36-yard TD to cap the opening drive of the game, Keenum's first pass attempt deflected off his falling receiver and was intercepted by Wright. That set up Tew's 6-yard TD run for a 14-0 lead.

Tew finished with 26 carries for 173 yards, He had a 71-yard TD with 3:32 left in the game after Keenum tossed his fifth interception.

Clark had 17 carries for 129 yards for the Falcons, who had lost in the Armed Forces Bowl the past two seasons, including 34-28 to Houston a year ago. Air Force had lost three postseason games since winning in the 2000 Silicon Valley Bowl.

Houston's bowl win last year capped coach Kevin Sumlin's debut season and snapped an eight-game postseason losing streak that had spanned 28 years.

After Houston was held without a touchdown before halftime, Tyron Carrier returned the opening kickoff of the second half 79 yards for his fourth TD this season. He took the ball near the left sideline, then ran to the middle of the field before shooting through a gap and running untouched to get the Cougars within 24-13.

Air Force immediately responded with its first kickoff return for a touchdown since 1985. Jonathan Warzeka fielded the ball and stepped back into the end zone before running 100 yards. Five Houston players got their hands on him, but couldn't get him down.

According to STATS LLC, which has such data only since 1996, it was only the sixth game in that span involving FBS teams when there were kickoff returns for touchdowns on consecutive plays. None of them had been in a bowl game.

After the kickoff returns, Keenum threw a 10-yard TD to Patrick Edwards to make it 31-20, but that was all the Cougars got.

That gave Keenum a TD pass in 30 consecutive games, but this was the first time in that streak that he had more picks than scores.

The Cougars entered the Fort Worth Bowl leading the nation in total yards (581) while averaging 44 points. They managed only 331 total yards against the Falcons.

Air Force had allowed only 149 yards passing a game this season, even after giving up 377 in its regular-season finale at BYU.

Clark's 22-yard TD midway through the second quarter, when he took a pitch to the right and ran untouched to the end zone, made it 21-3. The only pass on that 11-play drive was a 13-yard completion by Jefferson, who by then was 5 of 5 for 71 yards, 10 more than Keenum.

When Jefferson slipped down trying to run on third-and-goal from the 2 with 17 seconds and no timeouts left just before halftime, he quickly got the offense off the field and the kicking team got out in time for Erik Soderberg's 27-yard field goal that made it 24-6.

GAME STATISTICS

Houston	0	6	14	0	20
Air Force	14	10	10	13	47

AFA – Clark 36 run (Soderberg kick), 1Q – 12:38

AFA – Tew 6 run (Soderberg kick), 1Q – 8:52

UH – Hogan 33 field goal, 2Q – 14:51

AFA – Clark 22 run (Soderberg kick), 2Q – 8:55

UH – Hogan 33 field goal, 2Q – 1:21

AFA – Soderberg 27 field goal, 2Q – 0:00

UH – Carrier 79 kickoff return, 3Q – 14:47

AFA – Warzeka 100 kickoff return, 3Q – 14:31

UH – Edwards 10 pass from Keenum (Hogan kick), 3Q – 12:46

AFA – Soderberg 27 field goal, 3Q – 7:27

AFA – Jefferson 1 run (Soderberg kick), 4Q – 14:05

AFA – Tew 71 run (Soderberg kick failed), 4Q – 3:32

	UH	AFA
First Downs	18	27
Rushes-Yards	20-109	72-402
Comp.-Att.-Int.	24-41-6	10-14-0
Passing Yards	222	161
Total Offense	331	563
Punts-Average	2-45.5	2-42.5
Fumbles-Lost	0-0	1-1
Third Down Conv.	4-10	10-19
Penalties-Yards	6-45	5-50
Time of Possession	18:57	41:03

Rushing – UH: Sims 14-66, Keenum 4-26, Carrier 1-16, Beall 1-1.

AFA: Tew 26-173, Clark 17-129, Jefferson 16-37, Warzeka 6-35, Walker 2-12, Southworth 2-10, Davis 1-6, Getz 1-2, Hunter 1(-2).

Passing – UH: Keenum 24-41-6-222;

AFA: Jefferson 10-14-0-161.

Receiving – UH: Sims 6-57, Carrier 5-31, Edwards 4-36,

Cleveland 3-32, K. Johnson 2-36, Castile 2-7, Rodriguez 1-14, Beall 1-9. AFA: Fogler 4-89, Warzeka 3-45, Getz 1-13, Clark 1-8, Tew 1-6.

Attendance: 41,414

BOWL RECAPS

**2012 TICKET CITY BOWL**  
**#20/17 Houston 30, #24/23 Penn State 14**  
**Jan. 1, 2012 • Cotton Bowl • Dallas**

Case Keenum finished his record-setting career with another performance for the history books.

The sixth-year senior threw for 532 yards and three touchdowns, leading No. 20 Houston to 30-14 victory against No. 24 Penn State in the TicketCity Bowl.

The Cougars (13-1) finished with a school record for victories and made Tony Levine a winner in his debut as Houston coach. Levine took over when Kevin Sumlin left to take the Texas A&M job after the regular season.

Keenum came into the game as the NCAA's career leader in yards passing and touchdowns passes, then set a bowl record with 227 yards passing in the first quarter.

"I'm biased, obviously. I'd put him right at the top," Levine said when asked where Keenum ranks among the best college quarterbacks of all time. "You don't win 13 games by accident and I don't think you don't break the records he broke by accident, either."

Keenum wasn't concerned with his place. He leaves Houston as the school career leader with 37 wins, and that's what he chose to focus on.

"As far as rankings and all that goes, I'm concerned with our team ranking and how we end up," Keenum said. "Thirteen and one, I hope we end up in the top 15 in the country."

"I thought the guys came out and they played hard. It's been a difficult year for them," Penn State interim coach Tom Bradley said. "It just didn't go our way."

The Nittany Lions (9-4) were picked apart by Keenum. Penn State was allowing 162 yards passing per game, but Keenum threw for more than double that by halftime.

The Cougars raced out to a 17-0 lead in the first quarter behind Keenum's record-setting period. According to TicketCity officials, Louisville's Browning Nagle had the old mark with 223 yards against Alabama in the first quarter of the 1991 Fiesta Bowl.

Keenum worked the spread offense to perfection, with five different Cougars catching at least five balls. Patrick Edwards, one of the country's leading receivers, had 228 yards and two scores in the last game of his collegiate career. Justin Johnson had 12 catches for 148 yards.

Keenum is the ninth player in bowl history to pass for at least 500 yards. He thought he could have done better.

"We left a lot out there," Keenum said. "There were a lot of throws I missed."

Houston came into the game determined to end the season on a high note having its BCS Bowl hopes dashed on Dec. 3. The undefeated Cougars fell to Southern Miss in the Conference USA championship game, costing UH a shot at the school's first BCS bid.

"That was the fluke," Levine said of the lone loss, "and not the 12 wins leading up to it."

Penn State quarterback Rob Bolden finished 7 of 26 passing for 137 yards, with three interceptions. Houston wanted Bolden, the backup quarterback all season, to air it out as much as possible.

"We know they were going to try to run the ball," Cougars linebacker Marcus McGraw said. "We just wanted to get them in second and long, third and long, and wanted them to pass the ball knowing they had a second-string quarterback."

**GAME STATISTICS**

Houston	17	7	3	3	30
Penn State	0	7	7	0	14

**UH – Edwards 40 pass from Keenum (Hogan kick), 1Q–13:08**  
**UH – Hogan 35 field goal, 1Q–9:12**  
**UH – J. Johnson 8 pass from Keenum (Hogan kick), 1Q–2:35**  
 PSU – Green 6 run (Fera kick), 2Q–5:57  
**UH – Edwards 75 pass from Keenum (Hogan kick), 2Q–1:43**  
**UH – Hogan 38 field goal, 3Q–4:21**  
 PSU – Brown 69 pass from Bolden (Fera kick), 3Q–2:38  
**UH – Hogan 22 field goal, 4Q–14:52**

	UH	PSU
First Downs	25	14
Rushes-Yards	16-68	44-169
Comp.-Att.-Int.	45-69-0	7-27-3
Passing Yards	532	137
Total Offense	600	306
Punts-Average	6-42.5	9-41.6
Fumbles-Lost	0-0	2-0
Third Down Conv.	6-17	6-18
Penalties-Yards	6-55	6-55
Time of Possession	27:49	32:11

**Rushing – UH:** Sims 6-39, Hayes 2-20, Keenum 7-10, Team 1-(-1); **PSU:** Green 15-63, Redd 14-53, Belton 6-38, Bolden 6-16, D. Smith 2-0, Team 1-(-1).

**Passing – UH:** Keenum 45-69-0-632; **PSU:** Bolden 7-26-3-137, Belton 0-1-0-0.

**Receiving – UH:** J. Johnson 12-148, Edwards 10-228, Carrier 9-44, R. Williams 6-58, Sims 5-30, E.J. Smith 2-13, Hayes 1-11;

**PSU:** D. Smith 2-49, S. Green 2-6, J. Brown 1-69, Haplea 1-12, Suhay 1-1.

**Attendance:** 46,817

**2014 BBVA COMPASS BOWL**  
**Vanderbilt 41, Houston 24**  
**Jan. 4, 2014 • Legion Field • Birmingham, Ala.**

Houston lost the bowl game but found a new wide receiver to watch.

Markeith Ambles had a touchdown catch as Houston rallied to pull even after trailing by 24 points, but the Cougars couldn't keep pace and Vanderbilt controlled the fourth quarter for a 41-24 victory in the BBVA Compass Bowl.

Ambles, a former top high school recruit who began his career at Southern California, had six catches for 105 yards, including a 6-yard touchdown catch.

Houston coach Tony Levine said he anticipated Ambles' breakout game after the junior had only 11 catches in nine regular-season games. He joined the program late in preseason practice and made his debut the third week of the season.

Houston gained only 22 yards and had one first down in the first half but tied the game with 24 points in the third quarter. Kenneth Farrow had a 6-yard scoring run and John O'Korn threw scoring passes to and Deontay Greenberry and Ambles.

O'Korn completed 16 of 31 passes for 220 yards and two touchdowns with two interceptions. Daniel Spencer had three carries for 69 yards.

Vanderbilt's Patton Robinette threw two 50-yard touchdown passes to Jordan Matthews. Robinette, starting after senior Austyn Carta-Samuels had season-ending surgery to repair a torn ACL in his left knee, also had an 8-yard scoring run as Vanderbilt built a 24-0 lead in the first half.

After Houston's big third quarter, Vanderbilt reclaimed the lead on Brian Kimbrow's 21-yard touchdown run. It was the start of 17 fourth-quarter points for the Commodores.

Vanderbilt closed the season with five straight wins, adding to Franklin's status as a possible candidate for coaching vacancies, including at Penn State and with the NFL Browns and Redskins. The Commodores played in three straight bowl games under Franklin – a first for the program – and completed their first back-to-back nine-win seasons.

Franklin talked after the game about Vanderbilt's returning players. He left the interview room without replying when asked if he would be back.

No Houston defender was near Matthews on his second 50-yard scoring catch in the second quarter. It capped a dominant first half for the Commodores.

Levine said he told his players at halftime they could make up the 24-point deficit quickly.

A lost fumble by Robinette set up Farrow's 6-yard touchdown run to start Houston's third-quarter comeback.

Houston built on the momentum. Spencer's 62-yard run set up O'Korn's 6-yard touchdown pass to Ambles. O'Korn's 58-yard pass to Ambles set up a 30-yard field goal by Kyle Bullard. O'Korn's 67-yard touchdown pass to Greenberry tied the game.

Matthews, a senior who set Southeastern Conference records for career catches and yards receiving, had five catches for 143 yards and two touchdowns and was named the game's MVP.

Robinette completed only one pass to another receiver – for 11 yards to Jonathan Krause. Robinette completed 6 of 17 passes for 154 yards with two touchdowns and an interception. Seymour had 14 carries for 46 yards.

Matthews took advantage of a lead block by Krause to make his first touchdown catch.

A forced fumble by linebacker Chase Garnham set up the Commodores' second touchdown. After Houston's O'Korn threw a pass to Greg Ward Jr., a big hit by Garnham forced the fumbled recovered by Andrew Williamson at the Houston 16. Robinette, making his third career start, scored on an 8-yard keeper on fourth down.

**GAME STATISTICS**

Vanderbilt	14	10	0	17	41
Houston	0	0	24	0	24

**VU – Matthews 50 pass from Robinette (Spear kick), 1Q–9:57**  
**VU – Robinette 8 run (Spear kick), 1Q–1:33**  
**VU – Spear 24 field goal, 2Q–10:27**  
**VU – Matthews 50 pass from Robinette (Spear kick), 2Q–7:09**  
**UH – K. Farrow 6 run (Bullard kick), 3Q–10:12**  
**UH – M. Ambles 6 pass from J. O'Korn (Bullard kick), 3Q–6:25**  
**UH – K. Bullard 30 field goal, 3Q–3:19**  
**UH – D. Greenberry 67 pass from J. O'Korn (K. Bullard kick), 3Q–0:19**  
**VU – Kimbrow 21 run (Spear kick), 4Q–9:28**  
**VU – Spear 35 field goal, 4Q–6:17**  
**VU – Seymour 2 run (Spear kick), 4Q–1:42**

	VU	UH
First Downs	14	12
Rushes-Yards	52-211	27-146
Comp.-Att.-Int.	6-19-2	21-49-2
Passing Yards	184	238
Total Offense	365	384
Punts-Average	10-42.6	10-41.8
Fumbles-Lost	3-1	2-1
Third Down Conv.	2-16	1-17
Penalties-Yards	2-10	8-72
Time of Possession	35:41	24:19

**Rushing – UH:** Spencer 3-69, O'Korn 7-38, Farrow 8-28, Brooks 2-8, R. Jackson 2-6, Ward Jr. 5-(-3); **VU:** Seymour 20-89, Kimbrow 13-75, Robinette 15-37, Matthews 1-8, Tate 3-2.

**Passing – UH:** O'Korn 20-47-2-228, Ward Jr. 1-2-0-10; **VU:** Robinette 6-19-2-154.

**Receiving – UH:** Ambles 6-105, Greenberry 6-96, Jackson 2-26, Ayers 2-14, Spencer 2-4, Ward Jr. 1-(-2), Harper 1-(-2), McDuffey 1-(-3); **VU:** Matthews 5-143, Krause 1-11.

**Attendance:** 42,717

BOWL RECAPS

2015 LOCKHEED MARTIN ARMED FORCES BOWL

Houston 35, Pittsburgh 34

Jan. 2, 2015 • Amon G. Carter Stadium • Fort Worth, Texas

Houston quarterback Greg Ward had just thrown his third touchdown in a flurried comeback that included two recovered outside kicks in a row to get the Cougars within a point in the Armed Forces Bowl.

Interim coach David Gibbs never had a second thought on what to do with less than a minute left in the game.

"We decided to go for two at the end because we had the momentum," Gibbs said.

Deontay Greenberry, already with two TD catches in that final 3:41, made a leaping catch in the back of the end zone for the two-point conversion and the Cougars beat Pittsburgh 35-34 on Friday with an improbable comeback - the largest in an FBS game this season, and largest ever in a bowl game that didn't go into overtime.

Pitt (6-7) led 31-6 when ACC offensive player of the year James Conner had his second touchdown run with 14 minutes left in the game. The Panthers were still up 34-13 after Chris Blewitt's 29-yard field goal with 6:14 left before Houston's big finish.

Ward had an 8-yard TD pass to Greenberry before the Cougars recovered their first inside kick. That led to a 29-yard catch by Demarcus Ayers on a fourth-and-13 play with 1:58 left, and Houston tried another outside kick.

While the second one didn't go 10 yards on the rain-slickened field, the ball was touched by the same Pitt defender who couldn't handle the first one before Houston running back Kenneth Farrow jumped on it at the Cougars 43. Greenberry started the drive with a 38-yard catch, then on third-and-16 had a 25-yard TD with 59 seconds left.

Ward, the former Cougars receiver, had 237 of his 274 yards passing in the fourth quarter and also ran for 92 yards.

Farrow ran 22 times for 103 yards and two touchdowns for the Cougars, who have split their four appearances in the 12-year history of the Armed Forces Bowl.

Conner's 1-yard TD run a minute into the second quarter capped a 15-play, 92-yard drive, and Pitt led until the final minute of the game. The Cougars had a missed extra point after Farrow's 2-yard TD in the second quarter when Kyle Bullard slipped while kicking.

Voytik threw was 18-of-35 passing for 222 yards and an impressive 16-yard TD catch by tight end J.P. Holtz between two defenders in the front corner of the end zone. But Voytik had six consecutive incompletions on a final desperate drive when only a pass interference penalty got Pitt a first down.

Boyd had nine catches for 112 yards, his 11th career 100-yard receiving game and moving from seventh to fourth on Pitt's career reception mark with 163, two more than Larry Fitzgerald.

GAME STATISTICS

Houston	0	6	0	29	35
Pittsburgh	0	17	7	10	34

Pitt - Conne 1 run (Blewitt kick), 2Q-14:02  
 UH - Farrow 2 run (Bullard kick blocked), 2Q-5:40  
 Pitt - Bennett 12 run (Blewitt kick), 2Q-1:27  
 Pitt - Blewitt 52 field goal, 2Q-0:00  
 Pitt - Holtz 16 pass from Voytik (Blewitt kick), 3Q-5:10  
 Pitt - Conner 5 run (Blewitt kick), 4Q-13:58  
 UH - Farrow 8 run (Bullard kick), 4Q-10:43  
 Pitt - Blewitt 29 field goal, 4Q-6:14  
 UH - Greenberry 8 pass from Ward Jr. (Bullard kick), 4Q-3:41  
 UH - Ayers 29 pass from Ward Jr. (Bullard kick), 4Q-1:58  
 UH - Greenberry 25 pass from Ward Jr. (Greenberry pass from Ward Jr.), 4Q-0:59

	UH	Pitt
First Downs	23	28
Rushes-Yards	40-212	41-227
Comp.-Att.-Int.	15-25-0	18-36-0
Passing Yards	274	222
Total Offense	486	449
Punts-Average	5-40.8	2-43.5
Fumbles-Lost	0-0	0-0
Third Down Conv.	6-13	6-13
Penalties-Yards	9-100	5-44
Time of Possession	26:17	33:43

Rushing - UH: Farrow 22-103, Ward Jr. 14-92, Jackson 2-13, Ayers 1-5, Team 1(-)-1; Pitt: Conner 21-90, Ibrahim 5-42, Voytik 6-40, James 5-33, Bennett 3-17, Galambos 1-5.  
 Passing - UH: Ward Jr. 15-24-0-274, Farrow 0-1-0-0; Pitt: Voytik 18-35-0-222, Team 0-1-0-0.  
 Receiving - UH: Greenberry 4-85, Ambles 3-68, Jackson 3-37, Farrow 2-42, Ayers 2-29, Dunbar 1-13; Pitt: Boyd 9-112, Weatherspoon 3-46, Holtz 3-33, Ibrahim 2-22, Orndoff 1-9.  
 Attendance: 37,888

2015 CHICK-FI-A PEACH BOWL

#14/16 Houston 38, #9/8 Florida State 24

Dec. 31, 2015 • Georgia Dome • Atlanta

Greg Ward Jr. and the Houston Cougars showed they could thrive in a big-game atmosphere against a big-name opponent.

Ward ran for two touchdowns and threw for another, leading Houston Football past turnover-plagued Florida State 38-24 in the Chick-fil-A Peach Bowl on New Year's Eve.

Dalvin Cook was held to 33 yards rushing with a touchdown and a lost fumble. That left the Seminoles with five turnovers - half their total of 10 in 12 regular-season games.

Houston scored the most points allowed by Florida State this season.

The No. 9 Seminoles (10-3), who trailed 21-3 at halftime, tried to rally with two fourth-quarter touchdown passes by Sean Maguire.

Ward, the nation's only player to run for 1,000 yards and throw for 2,000 yards this season, threw for 238 yards and ran for 67 yards for No. 14 Houston (13-1).

Houston safety Trevon Stewart and cornerback William Jackson III each had two interceptions. Stewart also recovered a fumble.

Ward, the junior who started at wide receiver early last season before becoming a full-time quarterback, had touchdown runs of 7 and 6 yards. He left the game briefly after taking a hit in the third quarter, and was shaken up again with about 4 minutes remaining.

Ward returned to take the final snaps of the game, raising his arm in celebration before laying on his back, wallowing in the confetti which fell from the Georgia Dome roof. He was named offensive MVP of the game.

Houston backup quarterback Kyle Postma's 29-yard run set up Ryan Jackson's game-clinching 2-yard touchdown run with about 2 minutes left.

Ward completed 25 of 41 passes with one touchdown and one interception.

Houston's only loss this season, to Connecticut, came when Ward was out with an injury. He kept the Florida State defense off-balance by leading the Cougars' fast-tempo, no-huddle attack.

Maguire's 65-yard scoring pass to Travis Rudolph cut Houston's lead to 24-17 early in the fourth quarter. Ward answered with a 17-yard touchdown pass to Chance Allen, who was left uncovered as Florida State sent a defensive back on a blitz. Maguire added a scoring pass to Jesus Wilson later in the final quarter.

Maguire was hurt in the first quarter when hit by Adams. Maguire couldn't put pressure on his left leg as he was supported by trainers before leaving the field on a cart.

When Maguire was out, backup J.J. Cosentino completed only 1 of 4 passes for 5 yards. Maguire returned midway through the second quarter with the ankle wrapped.

Maguire's last interception came with 25 seconds remaining. He completed 22 of 44 passes for 392 yards with two touchdowns and four interceptions.

The Cougars won 13 games for the second time in school history, following the 2011 season.

GAME STATISTICS

Houston	7	14	0	17	38
Florida State	3	0	7	14	24

UH - Ward Jr., 7 run (Cummings kick), 1Q - 5:17  
 FSU - Aguayo 20 field goal, 1Q - 0:37  
 UH - Allen 20 pass from Ayers (Cummings kick), 2Q - 6:11  
 UH - Ward Jr., 6 run, 2Q - 4:30  
 FSU - Cook 1 run (Aguayo kick), 3Q - 10:18  
 UH - Cummings 39 field goal, 4Q - 12:50  
 FSU - Rudolph 65 pass from Maguire (Aguayo kick), 4Q - 11:12  
 UH - Allen 17 pass from Ward Jr. (Cummings kick), 4Q - 6:08  
 FSU - Wilson 14 pass from Maguire (Aguayo kick), 4Q - 4:55  
 UH - Jackson 2 run (Cummings kick), 4Q - 1:59

	UH	SU
First Downs	27	17
Rushes-Yards	53-187	23-16
Comp.-Att.-Int.	28-46-1	23-48-4
Passing Yards	261	397
Total Offense	448	413
Punts-Average	7-41.6	6-51.5
Fumbles-Lost	0-0	1-1
Third Down Conv.	13-23	6-15
Penalties-Yards	4-30	6-66
Time of Possession	34:27	25:33

Rushing - UH: Ward Jr. 20-67, Jackson 16-54, Postma 3-37, Ayers 6-17, Farrow 3-9, Wilson 1-7, Team 1(-)-4; FSU: Cook 18-33, Wilson 1-5, Patrick 1(-)-1, Maguire 1(-)-9, Cosentino 2(-)-12.  
 Passing - UH: Ward Jr. 25-41-1-238, Ayers 1-2-0-20, Postma 2-2-0-3, Team 0-1-0-0; FSU: Maguire 22-44-4-392, Cosentino 1-4-0-5.  
 Receiving - UH: Ayers 9-82, Jackson 5-32, Allen 4-59, Dunbar 4-32, Wilson 2-31, Gage 2-8, Bonner 1-11, McCloskey 1-6; FSU: Wilson 8-68, Rudolph 7-201, Whitfield 4-56, Cook 2-26, Izzo 1-33, Stevenson 1-13.

Attendance: 71,007

BOWL RECAPS

2016 LAS VEGAS BOWL

rv/rv San Diego State 34, rv/rv Houston 10  
Dec. 17, 2016 • Sam Boyd Stadium • Las Vegas

Donnel Pumphrey broke the NCAA career rushing record Saturday in his college finale, running for 115 yards and a touchdown in San Diego State's 34-10 victory over Houston in the Las Vegas Bowl.

Pumphrey passed former Wisconsin star Ron Dayne's mark of 6,397 yards on a 15-yard run early in the fourth quarter, wrapping up his career with 6,405 yards.

Pumphrey's senior total of 2,133 yards rushing ranks in the top 10 for an FBS player.

Ron Smith returned an interception 54 yards for a touchdown, Curtis Anderson caught a 28-yard touchdown pass from Christian Chapman, Juwan Washington ran for a touchdown, and John Baron kicked two field goals for the Aztecs (11-3). They overcame a 10-0 first-quarter deficit against the Cougars (9-4) for their second consecutive bowl win.

Neither the victory nor Pumphrey's record-setting performance seemed likely after Houston's defense absolutely smothered the Aztecs in the first quarter. Led by freshman Ed Oliver, Houston had seven tackles for loss on San Diego State's first 16 plays. Pumphrey had minus-1 yard rushing on seven carries in the first quarter and the Aztecs didn't have a first down until the first play of the second quarter - on a penalty for running into the kicker.

But Pumphrey started to gash Houston on the perimeter, giving San Diego State the lead for good on a 32-yard touchdown run late in the third quarter, and the defense intercepted four of Houston quarterback Greg Ward Jr.'s passes in the second half.

"When you are leaving your defense out there too long that's what happens," Houston coach Major Applewhite said. "When you give a great back that many at-bats and that many opportunities, one is going to hit at some point and it did."

Ward threw for 229 yards and had a 2-yard touchdown run, tying Bryce Beall's school record of 39 rushing touchdowns.

Houston finished with 254 yards of total offense and just 25 yards rushing.

GAME STATISTICS

Houston	10	0	0	0	10
San Diego State	0	6	14	14	34

**UH – Cummings 31 FG, 1Q–6:38**  
**UH – Ward Jr. 2 run (Cummings kick), 1Q–1:22**  
 SDSU – Baron 23 FG, 2Q–6:28  
 SDSU – Baron 28 FG, 2Q–1:29  
 SDSU – Pumphrey 32 run (Baron kick), 3Q–3:14  
 SDSU – Smith 54 interception return (Baron kick), 3Q–0:56  
 SDSU – Anderson III 28 pass from Chapman (Baron kick), 4Q–8:58  
 SDSU – Washington 7 run (Baron kick), 4Q–1:11

	UH	SDSU
First Downs	16	13
Rushes-Yards	41-25	37-127
Comp.-Att.-Int.	25-34-4	10-14-0
Passing Yards	229	128
Total Offense	254	255
Punts-Average	4-40.0	7-36.7
Fumbles-Lost	0-0	0-0
Third Down Conv.	7-17	2-12
Penalties-Yards	2-10	3-25
Time of Possession	32:12	27:48

**Rushing – UH:** Catalan 14-18, Wilson 4-6, Corbin 1-1, Ward Jr. 22-0. **SDSU:** Pumphrey 19-115, Penny 10-23, Washington 3-8, Agnew 1-1, Team 1(-1), Chapman 3(-19).

**Passing – UH:** Ward Jr. 25-34-4-229. **SDSU:** Chapman 10-14-0-128.

**Receiving – UH:** Wilson 5-52, Bonner 5-42, Johnson 4-31, Catalan 4-9, Corbin 3-51, Dunbar 2-23, McCloskey 2-21. **SDSU:** Wells 4-33, Anderson 1-28, Pumphrey 1-26, Bowden 1-20, Holder 1-12, Houston 1-5, Penny 1-4.

**Attendance:** 29,286

2017 HAWAII BOWL

rv/rv Fresno State 33, Houston 27  
Dec. 24, 2017 • Aloha Stadium • Honolulu

Houston Football saw its 2017 season come to an end as Fresno State earned a 33-27 win over the Cougars in the Hawai'i Bowl at Aloha Stadium.

Houston quarterback D'Eriq King finished with 269 passing yards on 23-of-43 passing with one touchdown, while rushing for 38 yards on nine carries.

Steven Dunbar, the Hawai'i Bowl MVP representative for Houston, led the offensive attack with 197 yards receiving on 10 catches. The 197 yards was a career-high and the 10 receptions tied a career-best for the senior in his final game in Scarlet and White.

Linell Bonner finished with 39 yards on seven catches and a touchdown.

Defensively, Alexander Myres had nine tackles and registered a blocked field goal return of 94 yards for a touchdown. D'Juan Hines tallied six tackles, while adding an interception and forced fumble.

Matthew Adams led Houston with 12 tackles, his ninth double-digit tackle game of his career.

Caden Novikoff hit two 31-yard field goals. Houston Football jumped out to a 7-0 lead on Fresno State with 11:35 to play in the first half sparked by a 48-yard reception by Dunbar from King. The play led to a 1-yard touchdown rush for Ed Oliver, his first career rushing attempt.

The defense opened the game with four straight three-and-out stops on the Bulldogs, highlighted by an interception from Hines, his first career takeaway.

Fresno State found the end zone on an 11-play drive that ended the first quarter and rolled into a score to open the second quarter to make it a 7-7 game.

The Bulldogs grabbed their first lead of the game following a 27-yard field goal to go ahead, 10-7 with 9:45 left in the first half.

King found Dunbar for a 50-yard first down, which set up a 31-yard field goal for Novikoff, making it a 10-10 game with 7:17 left in the second quarter.

Fresno State hit a 38-yard field goal as time expired in the first half to take a 13-10 lead into halftime.

Houston quickly responded to open the third quarter as the Cougars drove the field to set up a 31-yard field goal attempt for Novikoff, who made it a 13-13 game midway through the third.

Fresno State jumped back ahead with 4:21 remaining in the third on a 9-play, 75-yard drive as a 6-yard rushing touchdown ended the drive to make it 20-13.

After a Houston fumble, the Bulldogs attempted a 24-yard field goal, but Jeremy Winchester was credited with the blocked field goal, which was then returned by Myres for 94 yards and the touchdown to make it a 20-20 game with 2:54 left in the third quarter.

The blocked field goal return of 94 yards was the longest in Houston Football history.

Fresno State kicker Jimmy Camacho nailed his third field goal of the day, a 26-yarder, to put the Bulldogs back on top, 23-20 with 13:56 left in the game and then went on to break the Hawai'i Bowl record with his fourth made field goal -- a 33-yarder to give them a 6-point advantage.

The Bulldogs picked off a Houston pass and returned it for 44 yards to make it a 33-20 game.

Houston used a 16-play, 76-yard drive to find the end zone as King's pass to Bonner for two yards made it a 33-27 game with 45 seconds left in the game.

Fresno State quarterback Marcus McMaryion passed for 342 yards on a 33-for-48 effort.

GAME STATISTICS

Fresno State	0	13	7	13	33
Houston	7	3	10	7	27

**UH – Oliver 1 run (Caden Novikoff kick), 1Q–11:35**  
 FS – McMaryion 1 run (Camacho kick), 2Q–14:13  
 FS – Camacho 27 FG, 2Q–9:45  
**UH – Novikoff 31 FG, 2Q–7:17**  
 FS – Camacho 38 FG, 2Q–0:00  
**UH – Novikoff 31 FG, 3Q–7:57**  
**UH – Myres 94 blocked FG return (Novikoff kick), 3Q–2:54**  
 FS – Camacho 26 FG, 4Q–13:56  
 FS – Camacho 33 FG, 4Q–6:00  
 FS – Bryan 44 interception return (Camacho kick), 4Q–3:49  
**UH – Bonner 2 pass from D'Eriq King (Novikoff kick), 4Q–0:45**

	FS	UH
First Downs	17	26
Rushes-Yards	30-72	39-131
Comp.-Att.-Int.	33-49-1	23-43-1
Passing Yards	269	342
Total Offense	341	473
Punts-Average	5-43.4	3-45.7
Fumbles-Lost	1-1	1-1
Third Down Conv.	9-19	7-19
Penalties-Yards	6-44	7-52
Time of Possession	26:42	33:18

**Rushing – FS:** Hokit 11-64, McMaryion 9-50, Mims 8-18, Rivers 6-7, Scott 1-2, O'Neal 1(-3), Team 3(-7). **UH:** King 9-38, Catalan 11-16, Car 7-16, Leday 1-3, Oliver 1-1, Bonner 1(-2).

**Passing – UH:** McMaryion 33-48-1-342, Hokit 0-1-0-0. **UH:** King 23-43-1-269.

**Receiving – FS:** Johnson 8-95, Rice 6-84, Jordan 6-80, Scott 4-23, Mims 3-24, Riddering 2-10, Rivers 2-8, Hokit 1-9, Grim 1-9. **UH:** Dunbar 10-197, Bonner 7-39, Lark 4-30, Car 1-4, Catalan 1(-1).

**Attendance:** 20,546

BOWL RECAPS

2018 LOCKHEED MARTIN ARMED FORCES BOWL

#22/25 Army 70, Houston 14

Dec. 22, 2018 • Amon G. Carter Stadium • Fort Worth, Texas

Army quarterback Kelvin Hopkins Jr. ran for 170 yards and an Armed Forces Bowl-record five touchdowns and the No. 22 Black Knights overwhelmed Houston 70-14 to reach 11 wins for the first time in program history.

The Black Knights won their ninth consecutive game since an overtime loss at playoff team Oklahoma exactly three months earlier.

Hopkins had a nifty 77-yard TD run on the last play of the first quarter for a 14-0 lead. The junior quarterback initially ran right before cutting back the other way and alluding one tackler. He sent two other defenders sliding to the ground when he switched directions again back toward the middle of the field.

Houston lost for the fourth time in five games since starting 7-1 and getting into the AP Top 25 poll for a week in late October. The Cougars suffered their most-lopsided loss in their 27 bowl games, and their biggest loss overall since a 66-10 loss at UCLA in 1997.

Along with his 11 rushing attempts before coming out of the game midway through the third quarter when it was 49-7, Hopkins completed the first 1,000-yard passing season for Army since 2007. He was 3-of-3 passing for 70 yards, including a 54-yarder that set up one of his three 1-yard TD plunges. He also had a 2-yard TD run.

Army got 507 of its 592 total yards on the ground in its highest-scoring game this season - and the most points in the program's nine bowl appearances. The Black Knights won a bowl for the third consecutive year, including last year's Armed Force Bowl over San Diego State.

GAME STATISTICS

Houston	0	7	0	7	14
Army	14	28	14	14	70

**Army** – Hopkins Jr. 1 run (Abercrombie kick), 1Q–3:58  
**Army** – Hopkins Jr. 77 run (Abercrombie kick), 1Q–0:00  
**Army** – Jones 26 fumble recovery (Abercrombie kick), 2Q–14:46  
**UH** – Brooker 3 pass from Tune (Witherspoon kick), 2Q–12:04  
**Army** – Hopkins Jr. 1 run (Abercrombie kick), 2Q–10:46  
**Army** – Hopkins Jr. 2 run (Abercrombie kick), 2Q–7:24  
**Army** – Hobbs 11 run (Abercrombie kick), 2Q–0:51  
**Army** – Hopkins Jr. 1 run (Abercrombie kick), 3Q–12:09  
**Army** – Slomka 3 run (Abercrombie kick), 3Q–1:21  
**Army** – Asberry 15 pass from Thomas (Abercrombie kick), 4Q–10:31  
**UH** – Tune 6 run (Witherspoon kick), 4Q–6:25  
**Army** – Thomas 20 run (Abercrombie kick), 4Q–1:58

	UH	Army
<b>First Downs</b>	23	25
<b>Rushes-Yards</b>	44-72	55-491
<b>Comp.-Att.-Int.</b>	22-33-0	3-3-0
<b>Passing Yards</b>	223	78
<b>Total Offense</b>	295	569
<b>Punts-Average</b>	4-39.0	1-(-39)
<b>Fumbles-Lost</b>	4-2	2-1
<b>Third Down Conv.</b>	2-13	7-7
<b>Penalties-Yards</b>	5-33	7-60
<b>Time of Possession</b>	27:11	32:49

**Rushing** – **UH**: Carr 9-57, Tune 19-24, Williams 6-21, Stevenson 3-5, Corbin 1-1, Bryson Smith 1-(-5), Carmouche 2-(-14), Justice 3-(-17); **Army**: Hopkins Jr. 11-170, Asberry 5-85, Woolfolk 11-71, Davidson 5-45, Hobbs 5-37, Slomka 5-26, Thomas 6-24, McCoy 4-17, Bolton 2-8, Hancock 1-8.

**Passing** – **UH**: Tune 21-32-0-230; Egbule 1-1-0-(-7). **Army**: Hopkins Jr. 2-2-0-63, Thomas 1-1-0-15.

**Receiving** – **UH**: Stevenson 8-72, Brooker 4-45, Lark 3-30, R. Singleton 2-13, Corbin 1-22, J. Singleton 1-20, Mark 1-15, Trahan 1-13, Stuard 1-(-7); **Army**: Cline 1-54, Asberry 1-15, Woolfolk 1-9.

**Attendance**: 44,738

2020 NEW MEXICO BOWL

Hawai'i 28, Houston 14

Dec. 24, 2020 • Toyota Stadium • Frisco, Texas

Sophomore wide receiver Nathaniel Dell posted six catches for 112 yards and a touchdown, but it would not be enough as Hawai'i took advantage of a quick start to claim a 28-14 win in the New Mexico Bowl inside Toyota Stadium.

Hawai'i took advantage of two Houston turnovers to score 14 points in the first quarter and built a 21-0 lead at the halftime break.

However, the Cougars mounted a comeback in the second half and moved to within a touchdown in the third quarter.

After compiling only 87 yards in the entire first half, Houston took the second-half kickoff and embarked on a 17-play, 75-yard drive that was capped when junior quarterback hit Dell on a 7-yard touchdown strike for a 21-7 Hawai'i lead with 7:39 left.

Forcing a 3-and-out on Hawai'i's next possession, the Cougars made it a one-score game at 21-14 when Tune connected with junior tight end Christian Trahan on a 26-yard touchdown with 3:45 remaining.

Unfortunately, that would be as close as Houston would get the rest of the way. On the ensuing kickoff, Hawai'i's Calvin Turner outraced the Cougar defenders to the end zone on a 92-yard touchdown return.

Tune finished with 216 yards and a pair of touchdowns on 20-of-38 passing but was picked off three times. Trahan posted five catches for 88 yards and a score, while senior running back Mulbah Car led the Houston ground attack with 47 rushing yards on 15 carries.

Hawai'i quarterback Chevan Cordeiro led the Rainbow Warriors with 136 passing yards and three touchdowns.

On the defensive side, Houston defensive back Hasaan Hypolite led the Cougars with 10 tackles, including five solo stops, and added a pass breakup. Senior safety Deontay Anderson logged nine tackles and one sack as the Cougars limited Hawai'i to just 35 total yards.

GAME STATISTICS

Hawai'i	14	7	7	0	28
Houston	0	0	14	0	14

**HAW** – Hunter 3 pass from Cordeiro (Shipley kick), 1Q – 10:43  
**HAW** – Turner 75 pass from Cordeiro (Shipley kick), 1Q – 3:35  
**HAW** – Lualu 4 pass from Cordeiro (Shipley kick), 2Q – 8:05  
**UH** – Dell 7 pass from Tune (Witherspoon kick), 3Q – 7:39  
**UH** – Trahan 26 pass from Tune (Witherspoon kick), 3Q – 3:45  
**HAW** – Turner 92 kickoff return (Shipley kick), 3Q – 3:29

	HAW	UH
<b>First Downs</b>	11	20
<b>Rushes-Yards</b>	34-131	38-58
<b>Comp.-Att.-Int.</b>	15-23-0	21-43-3
<b>Passing Yards</b>	136	249
<b>Total Offense</b>	267	307
<b>Punts-Average</b>	8-38.4	7-43.7
<b>Fumbles-Lost</b>	1-0	0-0
<b>Third Down Conv.</b>	4-14	7-9
<b>Penalties-Yards</b>	3-40	5-25
<b>Time of Possession</b>	26:56	33:04

**Rushing** – **HAW**: Turner 12-60, Hunter 12-44, Cordeiro 8-33, Team 2-(-6). **UH**: Car 15-47, Porter 9-30, Smith 3-5, Hologorsen 1-(-8), Tune 10-(-16).

**Passing** – **HAW**: Cordeiro 15-23-0-136. **UH**: Tune 20-39-3-216, Hologorsen 1-5-0-33.

**Receiving** – **HAW**: Turner 4-88, Smart 3-33, Hunter 3-9, Lualu 2-4, Stovall 2-1, Eletise 1-1. **UH**: Dell 6-112, Trahan 5-88, Porter 4-3, Sawyer 3-24, Bradley 2-14, Street 1-8.

**Attendance**: 2,060

# BOWL RECORDS

## INDIVIDUAL RECORDS

### Rushing

Attempts	
35	Robert Newhouse, vs. Colorado, Bluebonnet Bowl (12/31/71)
32	Jim Strong, vs. Auburn, Bluebonnet Bowl (12/31/69)
28	Gene Shannon, vs. Dayton, Salad Bowl (1/1/52)
Yards	
184	Jim Strong, vs. Auburn, Bluebonnet Bowl (12/31/69)
175	Gene Shannon, vs. Dayton, Salad Bowl (1/1/52)
168	Robert Newhouse, vs. Colorado, Bluebonnet Bowl (12/31/71)

Average per Rush (min. 10 carries)	
8.3 (13-108)	Donnie McGraw, vs. Tulane, Bluebonnet Bowl (12/29/73)
7.7 (11-85)	Jackie Battle, vs. South Carolina, Liberty Bowl (12/29/06)
7.4 (14-104)	Dyral Thomas, vs. Maryland, Cotton Bowl (1/1/77)

Touchdowns	
4	Gene Shannon, vs. Dayton, Salad Bowl (1/1/52)
3	Terald Clark, vs. Navy, Garden State Bowl (12/14/80)
3	Jackie Battle, vs. Hawai'i, Sheraton Hawai'i Bowl (12/25/03)

### Passing

Attempts	
69	Case Keenum, vs. Penn State, TicketCity Bowl (1/1/12)
47	John O'Korn, vs. Vanderbilt, BBVA Compass Bowl (1/4/14)
44	Kevin Kolb, vs. Kansas, Fort Worth Bowl (12/23/05)
43	D'Eriq King, vs. Fresno State, Hawai'i Bowl (12/24/17)
41	Case Keenum, vs. Air Force, Armed Forces Bowl (12/31/09)
41	Greg Ward Jr., vs. Florida State, Peach Bowl (12/31/15)

Completions	
45	Case Keenum, vs. Penn State, TicketCity Bowl (1/1/12)
26	Kevin Kolb, vs. South Carolina, Liberty Bowl (12/29/06)
25	Greg Ward Jr., vs. San Diego State, Las Vegas Bowl (12/17/16)
25	Greg Ward Jr., vs. Florida State, Peach Bowl (12/31/15)
24	Case Keenum, vs. Air Force, Armed Forces Bowl (12/31/09)

Yards	
532	Case Keenum, vs. Penn State, TicketCity Bowl (1/1/12)
386	Kevin Kolb, vs. South Carolina, Liberty Bowl (12/29/06)
335	Case Keenum, vs. TCU, Texas Bowl (12/28/07)
332	Kevin Kolb, vs. Hawai'i, Sheraton Hawai'i Bowl (12/25/03)
274	Greg Ward Jr., vs. Pittsburgh, Armed Forces Bowl (1/2/15)

Completion Percentage (min. 10 att.)	
72.7 (8-11)	David Dacus, vs. Washington State, Aloha Bowl (12/25/88)

Touchdowns	
3	Greg Ward Jr., vs. Pittsburgh, Armed Forces Bowl (1/2/15)
3	Kevin Kolb, vs. South Carolina, Liberty Bowl (12/29/06)
3	Case Keenum, vs. Penn State, TicketCity Bowl (1/1/12)
2	Clayton Tune, vs. Hawai'i, New Mexico Bowl (12/24/20)
2	John O'Korn, vs. Vanderbilt, BBVA Compass Bowl (1/4/14)
2	Kevin Kolb, vs. Hawai'i, Sheraton Hawai'i Bowl (12/25/03)
2	Billy Roland, vs. Miami (Ohio), Tangerine Bowl (12/22/62)

Consecutive Completions	
8	Billy Roland, vs. Miami (Ohio), Tangerine Bowl (12/22/62)

### Total Offense

Yards	
542	Case Keenum, vs. Penn State, TicketCity Bowl (1/1/12)
381	Kevin Kolb, vs. South Carolina, Liberty Bowl (12/29/06)
366	Greg Ward Jr., vs. Pittsburgh, Armed Forces Bowl (1/2/15)
339	Kevin Kolb, vs. Hawai'i, Sheraton Hawai'i Bowl (12/25/03)
333	Case Keenum, vs. TCU, Texas Bowl (12/28/07)

### Receiving

Yards	
228	Patrick Edwards, vs. Penn State, TicketCity Bowl (1/1/12)
201	Vincent Marshall, vs. South Carolina, Liberty Bowl (12/29/06)
197	Steven Dunbar, vs. Fresno State, Hawai'i Bowl (12/24/17)
157	Vincent Marshall, vs. Hawai'i, Sheraton Hawai'i Bowl (12/25/03)
120	Donnie Avery, vs. TCU, Texas Bowl (12/28/07)
112	Nathaniel Dell, vs. Hawai'i, New Mexico Bowl (12/24/20)
105	Markeith Ambles, vs. Vanderbilt, BBVA Compass Bowl (1/4/14)
103	Chad McCullar, vs. Hawai'i, Sheraton Hawai'i Bowl (12/25/03)

Receptions	
12	Justin Johnson, vs. Penn State, TicketCity Bowl (1/1/12)
10	Steven Dunbar, vs. Fresno State, Hawai'i Bowl (12/24/17)
10	Tyron Carrier, vs. Penn State, TicketCity Bowl (1/1/12)
10	Donnie Avery, vs. TCU, Texas Bowl (12/28/07)
9	Vincent Marshall, vs. South Carolina, Liberty Bowl (12/29/06)
9	Demarcus Ayers, vs. Florida State, Peach Bowl (12/31/15)

### Punting

Average	
50.2 - 6 punts	Chase Turner, vs. TCU, Texas Bowl (12/28/07)

### Scoring

Points	
24	Gene Shannon, vs. Dayton, Salad Bowl (1/1/52)
24	Joe Lopasky, vs. Miami (Ohio), Tangerine Bowl (12/22/62)
18	Terald Clark, vs. Navy, Garden State Bowl (12/14/80)
18	Jackie Battle, vs. Hawai'i, Sheraton Hawai'i Bowl (12/25/03)

PATs	
7	Bill McMillan, vs. Miami (Ohio), Tangerine Bowl (12/22/62)
6	Dustin Bell, vs. Hawai'i, Sheraton Hawai'i Bowl (12/25/03)
5	Ricky Terrell, vs. Tulane, Bluebonnet Bowl (12/29/73)

Field Goals Made	
3	Matt Hogan, vs. Penn State, TicketCity Bowl (1/1/12)
2	Caden Novikoff, vs. Fresno State, Hawai'i Bowl (12/24/17)
2	Matt Hogan, vs. Air Force, Armed Forces Bowl (12/31/09)
2	Jordan Mannisto, vs. Air Force, Armed Forces Bowl (12/31/08)
2	T.J. Lawrence, vs. TCU, Texas Bowl (12/28/07)
2	Kenny Hatfield, vs. Notre Dame, Cotton Bowl (1/1/79)
2	Dustin Bell, vs. Hawai'i, Sheraton Hawai'i Bowl (12/25/03)

### Longest Plays

Rush	
75	Marshall Johnson, vs. Tulane, Bluebonnet Bowl (12/29/73)
74	Jim Strong, vs. Auburn, Bluebonnet Bowl (12/31/69)
62	Daniel Spencer, vs. Vanderbilt, BBVA Compass Bowl (1/4/14)
51	Antowain Smith, vs. Syracuse, Liberty Bowl (12/27/96)

Pass	
81	Vincent Marshall from Kevin Kolb, vs. Hawai'i, Hawai'i Bowl (12/25/03)
77	Vincent Marshall from Kevin Kolb, vs. South Carolina, Liberty Bowl (12/29/06)

75	Patrick Edwards from Case Keenum, vs. Penn State, TicketCity Bowl (1/1/12)
73	Eddie Foster from Bubba McGallion, vs. NC State, Bluebonnet Bowl (12/23/74)
67	Andre Kohn from Case Keenum, vs. TCU, Texas Bowl (12/28/07)
67	Deontay Greenberry from John O'Korn, vs. Vanderbilt, BBVA Compass Bowl (1/4/14)

Punt Return	
70	Joe Lopasky, vs. Miami (Ohio), Tangerine Bowl (12/22/62)

Interception Return	
72	Alton Montgomery, vs. Washington St., Aloha Bowl (12/25/88)

Kickoff Return	
98	Earl Allen, vs. Boston College, Cotton Bowl (1/1/85)

Field Goal	
41	Kenny Hatfield, vs. Nebraska, Cotton Bowl (1/1/80)

Punt	
70	Simon Rodriguez, vs. Washington State, Aloha Bowl (12/25/88)

## TEAM RECORDS

### Points

<b>Most:</b>	49, vs. Miami (Ohio), Tangerine Bowl (12/22/62)
<b>Most Allowed:</b>	70, by Army, Armed Forces Bowl (12/22/18)
<b>Fewest:</b>	14, vs. Hawai'i, New Mexico Bowl (12/24/20)
	14, vs. Oklahoma, Sun Bowl (12/26/81)
<b>Fewest Allowed:</b>	0, by Navy, Garden State Bowl (12/14/80)
<b>Most in a Quarter:</b>	29 (4th), vs. Pittsburgh, Armed Forces Bowl (1/2/15)

### First Downs

<b>Most:</b>	31, vs. Dayton, Salad Bowl (1/1/52)
<b>Most Allowed:</b>	30, by Hawai'i, Sheraton Hawai'i Bowl (12/25/03)
<b>Fewest:</b>	12, vs. Vanderbilt, BBVA Compass Bowl (1/4/14)
<b>Fewest Allowed:</b>	10, by Tulane, Bluebonnet Bowl (12/29/73)
<b>Most Rushing:</b>	25, vs. Dayton, Salad Bowl (1/1/52)
<b>Most Rushing Allowed:</b>	22, by Army, Armed Forces Bowl (12/22/18)
	22, by Syracuse, Liberty Bowl (12/27/96)
<b>Fewest Rushing:</b>	3, vs. Fresno State, Hawai'i Bowl (12/24/17);
	3, vs. TCU, Texas Bowl (12/28/07)
<b>Fewest Rushing Allowed:</b>	1, by Florida State, Peach Bowl (12/31/15)
<b>Most Passing:</b>	19, vs. Penn State, TicketCity Bowl (1/1/12)
<b>Most Passing Allowed:</b>	17, by Hawai'i, Hawai'i Bowl (12/25/03)
<b>Fewest Passing:</b>	2, vs. Navy, Garden State Bowl (12/14/80)
<b>Fewest Passing Allowed:</b>	0, by Oklahoma, Sun Bowl (12/26/81)
<b>Most Penalty:</b>	3, vs. Florida State, Peach Bowl (12/31/15)
<b>Fewest Penalty Allowed:</b>	0, done nine times;
	most recently vs. Hawai'i, New Mexico Bowl (12/24/20)

### Rushing Attempts

<b>Most:</b>	78, vs. Navy, Garden State Bowl (12/14/80)
<b>Most Allowed:</b>	72, by Air Force, Armed Forces Bowl (12/31/09)
<b>Fewest:</b>	16, vs. Penn State, TicketCity Bowl (1/1/12)
<b>Fewest Allowed:</b>	23, by Florida State, Peach Bowl (12/31/15)

### Rushing Yards

<b>Most:</b>	405, vs. Navy, Garden State Bowl (12/14/80)
<b>Most Allowed:</b>	491, by Army, Armed Forces Bowl (12/22/18)
<b>Fewest:</b>	24, vs. Kansas, Fort Worth Bowl (12/23/05)
<b>Fewest Allowed:</b>	1, by Auburn, Bluebonnet Bowl (12/31/69)

### Passing Attempts

<b>Most:</b>	69, vs. Penn State, TicketCity Bowl (1/1/12)
<b>Most Allowed:</b>	49, by Fresno State, Hawai'i Bowl (12/24/17)
<b>Fewest:</b>	7, done two times;
	most recently vs. Navy, Garden State Bowl (12/14/80)
<b>Fewest Allowed:</b>	3, by Army, Armed Forces Bowl (12/22/18)

### Pass Completions

<b>Most:</b>	45, vs. Penn State, TicketCity Bowl (1/1/12)
<b>Most Allowed:</b>	40, by Miami (Ohio), Tangerine Bowl (12/22/62)
<b>Fewest:</b>	3, vs. Navy, Garden State Bowl (12/14/80)
<b>Fewest Allowed:</b>	1, by Oklahoma, Sun Bowl (12/26/81)

### Passing Yards

<b>Most:</b>	532, vs. Penn State, TicketCity Bowl (1/1/12)
<b>Most Allowed:</b>	527, by Hawai'i, Sheraton Hawai'i Bowl (12/25/03)
<b>Fewest:</b>	45, vs. Navy, Garden State Bowl (12/14/80)
<b>Fewest Allowed:</b>	(-), by Oklahoma, Sun Bowl (12/26/81)

### Plays

<b>Most:</b>	99, vs. Florida State, Peach Bowl (12/31/15)
<b>Most Allowed:</b>	92, by Washington St., Aloha Bowl (12/25/88)
<b>Fewest:</b>	55, vs. Syracuse, Liberty Bowl (12/27/96)
<b>Fewest Allowed:</b>	51, by San Diego State, Las Vegas Bowl (12/17/16)

### Total Offense

<b>Most:</b>	655, vs. Tulane, Bluebonnet Bowl (12/29/73)
<b>Most Allowed:</b>	641, by Hawai'i, Sheraton Hawai'i Bowl (12/25/03)
<b>Fewest:</b>	254, vs. San Diego State, Las Vegas Bowl (12/17/16)
<b>Fewest Allowed:</b>	173, by Tulane, Bluebonnet Bowl (12/29/73)

### Interceptions

<b>Most:</b>	4, done three times;
	most recently vs. Florida State, Peach Bowl (12/31/15)
<b>Fewest:</b>	0, vs. San Diego State, Las Vegas Bowl (12/17/16);
	vs. Pittsburgh, Armed Forces Bowl (2/1/15);
	vs. Penn State, TicketCity Bowl (1/1/12);
	vs. Syracuse, Liberty Bowl (12/27/96)
<b>Most Thrown:</b>	6, vs. Air Force, Armed Forces Bowl (12/31/09)
<b>Fewest Thrown:</b>	0, done six times;
	most recently by Pittsburgh, Armed Forces Bowl (1/2/15)

### Fumbles

<b>Most:</b>	8, vs. Navy, Garden State Bowl (12/14/80)
<b>Most Lost:</b>	4, vs. Tulane, Bluebonnet Bowl (12/29/73)
<b>Most Recovered:</b>	3, done twice;
	most recently vs. Navy, Garden State Bowl (12/14/80)

### Penalties

<b>Most:</b>	10, vs. Hawai'i, Sheraton Hawai'i Bowl (12/25/03)
<b>Fewest:</b>	2, done four times;
	most recently vs. San Diego State, Las Vegas Bowl (12/17/16)
<b>Most Yards:</b>	105, vs. Hawai'i, Sheraton Hawai'i Bowl (12/25/03)
<b>Fewest Yards:</b>	10, vs. Nebraska, Las Vegas Bowl (12/17/16)