



**BASEBALL**

**RECORDS  
BOOK**



## TABLE OF CONTENTS

All-Time Series Records	3
Silver Glove Series vs. Rice	4-5
Don Sanders Cup vs. Sam Houston State	6-7
MLB Draft History/MLB All-Stars	8
Awards And Honors	9-13
NCAA Postseason History	14
Conference Tournament History	15-16
Regular-Season Tournament History	17-18
Class Records	19
Individual Records	20
Team Records	21
Team NCAA Postseason Records	22
Individual NCAA Postseason Records	23
Home Field Records	24-25
Career Leaders	26-27
Single-Season Leaders	28-29
Team Single-Season Leaders	30-31
Year-by-Year Leaders	32-35
Year-by-Year Lineups	36-39
vs. Nationally Ranked Opponents	40-41
Year-by-Year Hitting Stats	42
Year-by-Year Pitching Stats	43
Standout Hitting Performances	44
Standout Pitching Performances	45
Attendance Records	46
Coaching History	47
All-Time Roster	48-50
All-Time Jersey Numbers	51-53
Retired Numbers	54
1953 College World Series Team	55
1967 College World Series Team	56
Brad Lincoln	57
Year-by-Year Results	58-69
Television History	70



ALL-TIME SERIES RECORDS

Table with columns: Opponent, Total Games, W-L-T, Pct., Current Streak, First Game, Last Game. Lists series records for 100+ opponents.

Table with columns: Opponent, Games, W-L-T, Pct., Current Streak, First Game, Last Game. Lists series records for 100+ opponents.



## SILVER GLOVE SERIES VS. RICE

<b>1948 (1-0)</b>	
at Rice	W, 10-5

<b>1949 (2-0)</b>	
at Rice	W, 5-3
at Rice	W, 2-1

<b>1972 (3-1)</b>	
at Rice	W, 2-1
at Rice	W, 1-0

<b>April 15 at Houston</b>	<b>W, 8-2</b>
<b>April 15 at Houston</b>	<b>L, 5-6</b>

<b>1973 (2-1)</b>	
<b>March 17 * at Houston</b>	<b>W, 7-0</b>
<b>March 17 * at Houston</b>	<b>L, 6-11</b>
<b>March 19 * at Houston</b>	<b>W, 11-10</b>

<b>1974 (1-1)</b>	
April 16 * at Rice	W, 4-1
April 16 * at Rice	L, 4-11

<b>1975 (1-2)</b>	
<b>April 12 * at Houston</b>	<b>L, 6-7</b>
<b>April 12 * at Houston</b>	<b>L, 5-8</b>
<b>April 13 * at Houston</b>	<b>W, 5-1</b>

<b>1976 (1-2)</b>	
April 9 * at Rice	W, 9-4
April 9 * at Rice	L, 1-8
April 10 * at Rice	L, 2-7

<b>1977 (2-1)</b>	
<b>April 8 * at Houston</b>	<b>W, 12-3</b>
<b>April 9 * at Houston</b>	<b>L, 4-5</b>
<b>April 9 * at Houston</b>	<b>W, 18-4</b>

<b>1978 (2-1)</b>	
March 17 * at Rice	W, 9-3
March 18 * at Rice	L, 1-4
March 18 * at Rice	W, 4-2

<b>1979 (3-0)</b>	
<b>March 17 * at Houston</b>	<b>W, 1-0</b>
<b>March 18 * at Houston</b>	<b>W, 12-3</b>
<b>March 18 * at Houston</b>	<b>W, 5-2</b>

<b>1980 (2-1)</b>	
April 18 * at Rice	L, 5-10
April 19 * at Rice	W, 5-1
April 19 * at Rice	W, 8-3

<b>1981 (1-2)</b>	
<b>March 20 * at Houston</b>	<b>L, 3-8</b>
<b>March 22 * at Houston</b>	<b>L, 4-13</b>
<b>March 22 * at Houston</b>	<b>W, 6-5</b>

<b>1982 (3-0)</b>	
March 19 * at Rice	W, 1-0
March 20 * at Rice	W, 5-0
March 20 * at Rice	W, 4-0

<b>1983 (4-0)</b>	
<b>March 12 * at Houston</b>	<b>W, 3-0</b>
<b>March 12 * at Houston</b>	<b>W, 7-3</b>
<b>March 13 * at Houston</b>	<b>W, 10-1</b>
May 14 ^ vs. Rice	W, 4-2

<b>1984 (1-2)</b>	
March 17 * at Rice	W, 2-1
March 17 * at Rice	L, 1-6
March 18 * at Rice	L, 4-6

<b>1985 (2-1)</b>	
<b>April 26 * at Houston</b>	<b>L, 3-4 (12)</b>
<b>April 27 * at Houston</b>	<b>W, 3-2</b>
<b>April 27 * at Houston</b>	<b>W, 6-5</b>

<b>1986 (1-2)</b>	
April 25 * at Rice	L, 5-6
April 26 * at Rice	L, 0-2
April 26 * at Rice	W, 7-0

<b>1987 (3-0)</b>	
<b>April 17 * at Houston</b>	<b>W, 10-9</b>
<b>April 18 * at Houston</b>	<b>W, 9-8</b>
<b>April 18 * at Houston</b>	<b>W, 7-2</b>

<b>1988 (2-1)</b>	
April 22 * at Rice	L, 3-5
April 23 * at Rice	W, 14-3
April 23 * at Rice	W, 17-2

<b>1989 (2-1)</b>	
<b>April 15 * at Houston</b>	<b>W, 9-2</b>
<b>April 16 * at Houston</b>	<b>L, 3-4</b>
<b>April 16 * at Houston</b>	<b>W, 13-12 (10)</b>

<b>1990 (2-2)</b>	
April 13 * at Rice	W, 5-0
April 15 * at Rice	L, 1-4
April 15 * at Rice	L, 0-3
May 18 ^ vs. Rice	W, 11-0

<b>1991 (3-0)</b>	
<b>April 19 * at Houston</b>	<b>W, 8-7</b>
<b>April 20 * at Houston</b>	<b>W, 4-2</b>
<b>April 20 * at Houston</b>	<b>W, 8-7</b>

<b>1992 (1-5)</b>	
March 6 * at Rice	L, 1-2
March 7 * at Rice	L, 1-3
March 7 * at Rice	L, 0-1
<b>April 10 * at Houston</b>	<b>L, 1-6</b>
<b>April 11 * at Houston</b>	<b>L, 0-4</b>
<b>April 11 * at Houston</b>	<b>W, 5-4</b>

<b>1993 (0-3)</b>	
March 13 * at Rice	L, 4-17
March 14 * at Rice	L, 1-2
March 14 * at Rice	L, 1-4

<b>1994 (2-1)</b>	
<b>March 18 * at Houston</b>	<b>W, 9-8 (10)</b>
<b>March 19 * at Houston</b>	<b>W, 8-7</b>
<b>March 19 * at Houston</b>	<b>L, 6-26</b>

<b>1995 (1-3)</b>	
<b>March 16 * at Houston</b>	<b>L, 5-6</b>
May 12 * at Rice	W, 7-4
May 13 * at Rice	L, 3-8
May 13 * at Rice	L, 6-8

<b>1996 (2-2)</b>	
<b>March 14 * at Houston</b>	<b>L, 3-9</b>
<b>May 10 * at Houston</b>	<b>L, 8-16 (13)</b>
<b>May 11 * at Houston</b>	<b>W, 3-2</b>
<b>May 11 * at Houston</b>	<b>W, 4-3</b>

<b>1997 (1-4)</b>	
Feb. 8 at Rice	W, 16-12
<b>Feb. 9 at Houston</b>	<b>L, 8-11</b>
April 1 at Rice	L, 5-8
<b>April 8 at Houston</b>	<b>L, 5-6</b>
<b>April 21 at Houston</b>	<b>L, 5-8</b>

*Silver Glove Series Officially Begins*

<b>1998 (1-4)</b>	
<b>Feb. 11 at Houston</b>	<b>W, 8-7</b>
Feb. 18 at Rice	L, 3-16
March 11 at Rice	L, 2-10
March 17 at Rice	L, 6-7
<b>April 15 at Houston</b>	<b>L, 3-12</b>

**Cougars on the All-Series Team:**  
**OF:** Brandon Caraway, **P:** Bryan Moore

<b>1999 (2-3)</b>	
<b>Feb. 9 at Houston</b>	<b>L, 9-12</b>
Feb. 23 at Rice	W, 8-3
<b>March 16 at Houston</b>	<b>L, 2-6</b>
April 13 at Rice	L, 4-9
<b>April 28 at Houston</b>	<b>W, 8-3</b>

**Cougars on the All-Series Team:**  
**2B:** Brandon Caraway, **OF:** Jason Pekar,  
**3B:** Robert Dieudonne, **C:** Jarrod Bitter,  
**P:** Bryan Moore, **Wild Card:** Kris Wilken

<b>2000 (4-2)</b>	
Feb. 8 at Rice	W, 6-2
<b>Feb. 22 at Houston</b>	<b>W, 14-12</b>
April 26 at Rice	L, 6-7
<b>May 27 &amp; at Houston</b>	<b>W, 5-2</b>
<b>May 28 &amp; at Houston</b>	<b>L, 4-5</b>
<b>May 28 &amp; at Houston</b>	<b>W, 9-5</b>

**Cougars on the All-Series Team:**  
**OF:** Shane Nance, **1B:** J.P. Woodward,  
**3B:** Kris Wilken, **SS:** Aaron Melebeck,  
**Wild Card:** Jarrod Bitter, **P:** Greg Runser  
**Most Outstanding Player:** Shane Nance

<b>2001 (2-3)</b>	
<b>Feb. 13 at Houston</b>	<b>L, 2-5</b>
Feb. 21 at Rice	W, 14-5
<b>March 21 at Houston</b>	<b>W, 4-3</b>
<b>April 18 at Houston</b>	<b>L, 3-5</b>
May 9 at Rice	L, 2-3

**Cougars on the All-Series Team:**  
**OF:** Michael Bourn, **OF:** Gabe Lucas,  
**C:** Chris Snyder, **P:** Keith Whatley,  
**Wild Card:** Thanos Papavasiliou,  
**Wild Card:** Hyung Cho

<b>2002 (1-4)</b>	
Feb. 12 at Rice	L, 0-4
March 19 at Rice	L, 3-7
<b>March 20 at Houston</b>	<b>L, 1-3 (11)</b>
<b>April 2 at Houston</b>	<b>W, 1-0</b>
April 16 at Rice	L, 5-7

**Cougars on the All-Series Team:**  
**3B:** Hyung Cho, **OF:** Gabe Lucas,  
**OF:** Michael Bourn, **C:** Chris Snyder,  
**P:** Danny Zell, **Wild Card:** Jesse Crain

<b>2003 (2-6)</b>	
<b>Feb. 18 at Houston</b>	<b>L, 0-3</b>
March 4 at Rice	L, 3-4
<b>March 19 at Houston</b>	<b>L, 6-7 (11)</b>
April 1 at Rice	L, 0-11
<b>April 16 at Houston</b>	<b>W, 5-1</b>
June 7 + at Rice	W, 5-2
June 8 + at Rice	L, 2-10
June 9 + at Rice	L, 2-5

**Cougars on the All-Series Team:**  
**P:** Brian Henderson, **P:** Ryan Wagner,  
**OF:** Travis Tully, **OF:** Gabe Lucas,  
**Wild Card:** Thanos Papavasiliou

<b>2004 (1-3)</b>	
Feb. 17 at Rice	L, 4-8
<b>March 16 at Houston</b>	<b>W, 3-2</b>
March 30 at Rice	L, 3-8
<b>April 7 at Houston</b>	<b>L, 3-4</b>
May 12 at Rice	Canceled

**Cougars on the All-Series Team:**  
**P:** Garrett Mock, **P:** Brandon Roznovsky,  
**OF:** Travis Tully, **OF:** Gabe Lucas,  
**Wild Card:** Cole Bruce

<b>2005 (1-4)</b>	
<b>Feb. 15 at Houston</b>	<b>L, 6-7 (10)</b>
Feb. 22 at Rice	L, 3-4 (10)
<b>March 29 at Houston</b>	<b>L, 2-6</b>
April 26 at Rice	L, 9-10
<b>May 17 at Houston</b>	<b>W, 3-2</b>

**Cougars on the All-Series Team:**  
**P:** Kevin Roberts, **1B:** Brad Lincoln,  
**2B:** Bryan Pounds, **3B:** Stephen Whalen,  
**OF:** Travis Tully

<b>2006 (1-3)</b>	
May 12 # at Rice	W, 3-0
May 13 # at Rice	L, 4-7
May 14 # at Rice	L, 3-13 (7)
May 28 ! at Rice	L, 5-11

**Cougars on the All-Series Team:**  
**P:** Brad Lincoln, **2B:** Isa Garcia,  
**OF:** Matt Weston  
**Most Outstanding Player:** Matt Weston

<b>2007 (1-2)</b>	
<b>April 13 # at Houston</b>	<b>W, 5-2</b>
<b>April 14 # at Houston</b>	<b>L, 0-12 (8)</b>
<b>April 15 # at Houston</b>	<b>L, 6-11</b>

**Cougars on the All-Series Team:**  
**P:** Aaron Brown, **P:** Chris Wright,  
**3B:** Dustin Kingsbury, **OF:** Jimmy Cesario,  
**OF:** Zak Presley, **Wild Card:** Ryan Lormand



## SILVER GLOVE SERIES VS. RICE

### 2008 (1-4)

Feb. 27	# at Rice	L, 11-12
<b>March 26</b>	<b># at Houston</b>	<b>W, 8-5</b>
May 9	# at Rice	L, 6-13
May 10	# at Rice	L, 1-8
May 11	# at Rice	L, 6-12

#### Cougars on the All-Series Team:

**P:** John Touchton, **3B:** Brian Pounds,  
**DH:** Jimmy Cesario, **OF:** Jake Stewart,  
**2B:** Ryan Lormand

### 2009 (1-5)

Feb. 25	# at Rice	L, 2-9
<b>March 18</b>	<b># at Houston</b>	<b>L, 1-8</b>
<b>May 1</b>	<b># at Houston</b>	<b>W, 7-4</b>
<b>May 2</b>	<b># at Houston</b>	<b>L, 5-7</b>
<b>May 3</b>	<b># at Houston</b>	<b>L, 5-6</b>
May 22	% at Hattiesburg, Miss	L, 2-7

#### Cougars on the All-Series Team:

**P:** Jared Ray, **C:** Chris Wallace, **3B:** Jake Runte,  
**SS:** Blake Kelso, **OF:** Chase Dempsay,  
**OF:** Caleb Ramsey

### 2010 (0-6)

March 2	# at Rice	L, 2-8
April 1	# at Rice	L, 0-6
April 2	# at Rice	L, 2-11
April 3	# at Rice	L, 7-8
<b>May 18</b>	<b># at Houston</b>	<b>L, 5-15</b>
<b>May 27</b>	<b>% at Houston</b>	<b>L, 3-24</b>

#### Cougars on the All-Series Team:

**P:** Chris Crill, **C:** Chris Wallace, **SS:** Blake Kelso,  
**OF:** Zak Presley, **OF:** Caleb Ramsey,  
**OF:** Joel Ansley

### 2011 (0-6)

March 23	at Rice	L, 2-7
March 29	at Rice	L, 0-7
<b>May 6</b>	<b>#at Houston</b>	<b>L, 2-8</b>
<b>May 7</b>	<b>#at Houston</b>	<b>L, 6-12</b>
<b>May 8</b>	<b># at Houston</b>	<b>L, 2-5</b>
May 28	% at Pearl, Miss.	L, 3-4

#### Cougars on the All-Series Team:

**1B:** M.P. Cokinos, **2B:** Ryan Still,  
**DH:** Matt Creel, **Wild Card:** John Cannon

### 2012 (1-4)

<b>Feb. 28</b>	<b>at Houston</b>	<b>L, 1-4</b>
May 4	#at Rice	W, 11-6
May 5	#at Rice	L, 3-4 (10)
May 6	#at Rice	L, 2-8
May 23	% at Pearl, Miss.	L, 5-7

#### Cougars on the All-Series Team:

**C:** John Cannon, **2B:** Landon Appling,  
**OF:** Michael Pyeatt, **P:** Jordan Lewis,  
**Wild Card:** Austin Pruitt

### 2013 (1-2)

<b>April 19</b>	<b>at Houston</b>	<b>W, 8-7</b>
<b>April 20</b>	<b>at Houston</b>	<b>L, 0-4</b>
<b>April 21</b>	<b>at Houston</b>	<b>L, 1-11 (7)</b>

#### Cougars on the All-Series Team:

**1B:** Justin Montemayor, **2B:** Josh Vidales,  
**SS:** Frankie Ratcliff, **3B:** Jonathan Davis,  
**OF:** Kyle Survance, **P:** Austin Pruitt

### 2014 (3-0)

Feb. 19	at Rice	W, 3-0
<b>March 25</b>	<b>at Houston</b>	<b>W, 6-2</b>
May 13	at Constellation Field	W, 7-3

#### Cougars on the All-Series Team:

**1B:** Casey Grayson, **SS:** Frankie Ratcliff,  
**3B:** Connor Hollis, **OF:** Kyle Survance,  
**OF:** Michael Pyeatt, **DH:** Jacob Lueneburg,  
**P:** Tyler Ford, **P:** Jared Robinson  
**Most Outstanding Player:** Tyler Ford

### 2015 (2-2)

<b>March 17</b>	<b>at Houston</b>	<b>W, 8-3</b>
April 14	at Rice	L, 0-11
May 12	at Constellation Field	W, 2-1
May 31	& at Houston, Texas	L, 2-3 (20)

#### Cougars on the All-Series Team:

**1B:** Chris Iriart, **OF:** Corey Julks,  
**P:** Seth Romero  
**Most Outstanding Player:** Seth Romero

### 2016 (2-1)

<b>March 22</b>	<b>at Houston</b>	<b>L, 4-7</b>
May 10	at Rice	W, 10-0
May 17	at Constellation Field	W, 24-6

#### Cougars on the All-Series Team:

**P:** Trey Cumbie, **P:** Andrew Lantrip,  
**INF:** Justin Montemayor, **2B:** Josh Vidales,  
**OF:** Corey Julks, **OF:** Connor Wong,  
**DH:** Joe Davis  
**Most Outstanding Player:** Trey Cumbie

### 2017 (1-2)

<b>April 4</b>	<b>at Houston</b>	<b>L, 0-9</b>
April 11	at Rice	L, 3-4
May 9	at Constellation Field	W, 6-5

#### Cougars on the All-Series Team:

**P:** Brayson Hurdsman, **3B:** Jared Triolo,  
**SS:** Jake Scheiner, **OF:** Corey Julks,  
**OF:** Nick Slaughter, **C:** Connor Wong

### 2018 (2-1)

March 27	at Rice	L, 3-4
<b>April 10</b>	<b>at Houston</b>	<b>W, 1-0</b>
May 15	at Constellation Field	W, 7-2

#### Cougars on the All-Series Team:

**P:** Ryan Randel, **P:** Carter Henry, **3B:** Jared Triolo,  
**SS:** Cooper Coldiron, **OF:** Grayson Padgett, **OF:** Tyler Bielamowicz, **C:** Kyle Lovelace, **DH:** Joe Davis

### 2019 (1-2)

<b>March 5</b>	<b>at Houston</b>	<b>L, 3-5</b>
May 1	at Rice	W, 8-2 (10)
May 14	at Constellation Field	L, 1-2

#### Cougars on the All-Series Team:

**P:** Nolan Bond, **P:** Devon Roedahl, **2B:** Brad Burckel, **DH:** Derrick Cherry

### 2020 (1-0)

March 4	at Rice	W, 6-4
<b>March 31</b>	<b>at Houston</b>	<b>Canceled</b>
May 12	at Constellation Field	Canceled

*Season cut short due to COVID-19 pandemic*

- \* - Southwest Conference games;
- ^ - SWC Tournament (Austin, Texas);
- - SWC First Pitch Tournament;
- & - NCAA Regional (Cougar Field);
- + - NCAA Super Regional (Reckling Park);
- # - C-USA games;
- ! - C-USA Tournament Championship;
- % - C-USA Tournament

### Series Facts

<b>Overall Series:</b>	Rice 108, UH 83
<b>Silver Glove Titles:</b>	Rice 17, UH 5
<b>Current Streak:</b>	UH, 1 game
<b>Longest UH Streak:</b>	9 games (April 19, 1981 - March 17, 1984)
<b>Longest Rice Streak:</b>	16 games (May 2, 2009 - Feb. 28, 2012)
<b>at UH:</b>	Rice leads, 47-45 (.511)
<b>at Rice:</b>	Rice leads, 57-32 (.640)
<b>Neutral Site:</b>	UH leads, 6-4 (.600)
<b>Most UH Runs:</b>	24 (May 17, 2016)
<b>Most Rice Runs:</b>	26 (March 19, 1994)
<b>Most Combined Runs:</b>	392 (6-26, March 19, 1994)
<b>Total Series Runs:</b>	Rice 1085, UH 932
<b>Biggest UH Win:</b>	18 runs (24-6, May 17, 2016)
<b>Biggest Rice Win:</b>	21 runs (24-3, May, 27, 2010)
<b>Shutouts:</b>	UH 15, Rice 13
<b>1-Run Games:</b>	Rice leads, 30-29 (.508)
<b>Extra innings:</b>	Rice leads, 8-3 (.727)



## DON SANDERS CUP VS. SAM HOUSTON STATE

<b>1947 (0-2)</b>	<b>1962 (1-3)</b>	<b>1978 (3-1)</b>	<b>1993 (1-1)</b>
1947 L, 0-3	1962 at SHSU L, 5-6	1978 at SHSU L, 5-6	<b>March 16 at Houston L, 5-9</b>
1947 L, 7-8	1962 at SHSU L, 8-13	1978 at SHSU W, 6-5	April 6 at SHSU W, 6-5
<b>1948 (0-2)</b>	<b>1962 at Houston W, 4-1</b>	1978 W, 4-2	<b>1994 (2-0)</b>
1948 L, 7-8	<b>1962 at Houston L, 0-7</b>	1978 W, 4-2	<b>Feb. 22 at Houston W, 3-2</b>
1948 L, 6-7	<b>1963 (0-2)</b>	<b>1979 (2-2)</b>	April 12 at SHSU W, 6-5
<b>1949 (0-2)</b>	<b>1963 at Houston L, 2-7</b>	<b>Feb. 20 at Houston L, 4-6</b>	<b>1995 (2-0)</b>
1949 L, 2-4	<b>1963 at Houston L, 3-7</b>	<b>Feb. 20 at Houston W, 5-3</b>	<b>Feb. 22 at Houston W, 10-2</b>
1949 L, 0-2	<b>1964 (1-3)</b>	1979 at SHSU W, 4-3	April 11 at SHSU W, 2-1
<b>1950 (0-2)</b>	1964 at SHSU L, 4-8	1979 at SHSU L, 0-11	<b>1996 (1-1)</b>
1950 L, 2-3	<b>1964 at Houston L, 4-6</b>	<b>1980 (0-4)</b>	<b>Feb. 14 at Houston L, 6-7</b>
1950 L, 2-5	<b>1964 at Houston L, 0-3</b>	<b>March 18 at Houston L, 5-7</b>	April 9 at SHSU W, 20-5
<b>1951 (2-0)</b>	1964 at SHSU W, 3-1	<b>March 18 at Houston L, 2-4</b>	<b>1997 (1-1)</b>
April 14 at SHSU W, 4-0	<b>1965 (1-3)</b>	April 1 at SHSU L, 2-5	March 4 at SHSU L, 8-9
April 18 at SHSU W, 9-4	<b>1965 at Houston L, 2-3</b>	April 1 at SHSU L, 4-6	<b>April 23 at Houston W, 7-0</b>
<b>1952 (2-1)</b>	1965 at SHSU L, 2-13	<b>1982 (2-0)</b>	<b>1998 (1-1)</b>
1952 W, 11-4	1965 at SHSU W, 7-6	<b>May 11 at Houston W, 2-1</b>	March 3 at SHSU W, 13-6
1952 W, 13-1	<b>1966 (1-1)</b>	<b>May 11 at Houston W, 9-0</b>	<b>April 29 at Houston L, 4-10</b>
1952 L, 0-3	1966 at SHSU L, 2-11	<b>1984 (1-3)</b>	<b>1999 (2-1)</b>
<b>1953 (1-1)</b>	<b>1966 at Houston W, 4-2</b>	Feb. 28 at SHSU L, 7-10	<b>Feb. 3 at Houston W, 11-2</b>
March 13 L, 2-4	<b>1967 (1-1)</b>	Feb. 28 at SHSU L, 2-4	March 10 at SHSU L, 5-7
April 20 W, 10-7	1967 L, 0-3	<b>Feb. 29 at Houston L, 6-7</b>	<b>May 4 at Houston W, 10-4</b>
<b>1954 (2-0)</b>	1967 W, 1-0	<b>Feb. 29 at Houston W, 11-7</b>	<b>2000 (1-0)</b>
1954 W, 2-1	<b>1968 (1-1)</b>	<b>1985 (1-1)</b>	<b>Feb. 20 at Houston W, 7-4</b>
1954 W, 5-1	April 19 W, 7-5	<b>March 26 at Houston W, 6-5</b>	<b>2002 (1-0)</b>
<b>1955 (1-1)</b>	1968 L, 2-6	<b>March 26 at Houston L, 3-9</b>	<b>April 24 at Houston W, 6-1</b>
1955 W, 7-1	<b>1969 (0-4)</b>	April 8 at SHSU L, 1-3	<b>2003 (1-0)</b>
1955 L, 4-16	<b>April 25 at Houston L, 0-3</b>	April 8 at SHSU L, 1-3	March 25 at SHSU W, 7-3
<b>1956 (2-1)</b>	<b>April 25 at Houston L, 4-7</b>	<b>1986 (0-2)</b>	<b>2004 (1-0)</b>
1956 W, 6-4	April 29 at SHSU L, 1-5	April 8 at SHSU L, 1-3	<b>April 27 at Houston W, 10-5</b>
1956 W, 3-1	1969 at SHSU L, 0-4	<b>1987 (4-0)</b>	<b>2005 (2-0)</b>
1956 L, 0-6	<b>1972 (0-4)</b>	<b>March 10 at Houston W, 4-2</b>	<b>March 8 at Houston W, 4-0</b>
<b>1957 (1-2)</b>	<b>April 4 at Houston L, 1-18</b>	March 31 at SHSU W, 6-2	April 19 at SHSU W, 6-2
1957 L, 1-2	<b>1972 at Houston L, 2-3</b>	May 22 %at Austin, Texas W, 8-4	<b>2006 (2-0)</b>
1957 L, 2-7	<b>April 8 at Houston L, 0-11</b>	May 23 %at Austin, Texas W, 4-0	<b>April 26 at Houston W, 4-3</b>
1957 W, 8-4	<b>April 8 at Houston L, 4-7</b>	<b>1988 (1-1)</b>	May 16 at SHSU W, 10-4
<b>1958 (2-1)</b>	<b>1973 (1-1)</b>	<b>Feb. 23 at Houston W, 7-3</b>	<b>2007 (2-0)</b>
1958 at SHSU L, 0-12	<b>April 3 at Houston W, 3-1</b>	April 13 at SHSU L, 3-4	<b>Feb. 13 at Houston W, 16-9</b>
1958 at SHSU W, 2-0	April 3 at SHSU L, 5-7	<b>1989 (1-0)</b>	May 15 at SHSU W, 6-4
1958 at SHSU W, 3-1	<b>1974 (0-2)</b>	<b>Feb. 22 at Houston W, 11-5</b>	<b>2008 (2-0)</b>
<b>1959 (0-2)</b>	1974 at SHSU L, 2-6	<b>1990 (4-0)</b>	March 12 at SHSU W, 14-8
<b>1959 at Houston L, 2-3</b>	1974 at SHSU L, 7-8	<b>Feb. 14 at Houston W, 17-2</b>	<b>April 16 at Houston W, 9-6</b>
<b>1959 at Houston L, 2-5</b>	<b>1976 (3-1)</b>	<b>Feb. 14 at Houston W, 3-1</b>	<b>2009 (0-2)</b>
<b>1960 (2-3)</b>	<b>March 9 at Houston W, 7-6</b>	April 16 at SHSU W, 5-2	<b>March 10 at Houston L, 16-18</b>
1960 at SHSU L, 0-10	<b>March 9 at Houston W, 7-1</b>	April 16 at SHSU W, 7-4	April 14 at SHSU L, 2-11
1960 at SHSU L, 1-5	1976 at SHSU W, 2-1	<b>1991 (3-1)</b>	<b>2010 (1-1)</b>
1960 at SHSU W, 5-0	1976 at SHSU L, 5-6	<b>Feb. 13 at Houston W, 14-12</b>	<b>April 6 at Houston W, 4-2</b>
<b>1960 at Houston L, 4-6</b>	<b>1977 (2-2)</b>	<b>Feb. 24 at Houston L, 4-7</b>	April 27 at SHSU L, 3-5
<b>1960 at Houston W, 4-2</b>	<b>March 15 at Houston W, 2-0</b>	April 2 at SHSU W, 10-4	
<b>1961 (1-2)</b>	<b>March 15 at Houston W, 10-3</b>	April 10 at SHSU W, 4-0	
1961 at SHSU L, 1-6	<b>April 12 at Houston L, 0-2</b>	<b>1992 (1-1)</b>	
1961 at SHSU L, 8-9	<b>April 12 at Houston L, 1-3</b>	<b>Feb. 18 at Houston W, 6-3</b>	
<b>1961 at Houston W, 1-0</b>		April 14 at SHSU L, 3-4	



### 2011 (1-1)

**March 15 at Houston W, 9-3**  
 April 12 at SHSU L, 0-9

### 2012 (1-1)

**March 13 at Houston W, 12-2**  
 April 17 at SHSU L, 4-5

### 2013 (1-1)

Feb. 19 at SHSU W, 6-3  
**April 3 at Houston L, 1-4**

### 2014 (1-1)

April 15 at SHSU W, 5-2  
**April 22 at Houston L, 4-5**

### 2015 (2-0)

March 10 at SHSU W, 17-7  
**April 28 at Houston W, 3-0**

### 2016 (1-1)

**April 26 at Houston W, 4-3**  
 May 3 at SHSU L, 0-4

### Don Sanders Cup Officially Begins

### 2017 (0-3)

April 18 at Constellation Field L, 4-5  
**April 25 at Houston L, 2-12**  
 May 2 at SHSU L, 2-3

#### Cougars on the All-Series Team:

**P:** Aaron Fletcher, **P:** Carter Henry,  
**SS:** Jake Scheiner, **2B:** Connor Hollis

### 2018 (1-2)

**April 17 at Houston W, 9-4**  
 April 18 at SHSU L, 3-8  
 May 1 at Constellation Field L, 7-8

#### Cougars on the All-Series Team:

**P:** Kyle Ott, **P:** Joey Pulido, **3B:** Jared Triolo,  
**2B:** Connor Hollis, **OF:** Grayson Padgett,  
**C:** Tucker Redden

### 2019 (3-0)

**March 26 at Houston W, 2-1**  
 April 9 at SHSU W, 12-7  
 April 23 at Constellation Field W, 9-3

#### Cougars on the All-Series Team:

**p:** Clay Aguilar, **1B:** Joe Davis, **3B:** Jared Triolo  
 (MVP), **OF:** Tyler Bielamowicz, **DH:** Derrick  
 Cherry

### 2020 (0-0)

March 24 at SHSU Canceled  
**April 28 at Houston Canceled**  
 May 5 at Constellation Field Canceled  
*Season cut short due to COVID-19 pandemic*

! - Houston Hilton Invitational (Cougar Field)  
 % - NCAA Central Regional (Austin, Texas)

### Series Facts

<b>Overall Series:</b>	UH 85, SHSU 84
<b>Don Sanders Cup Titles:</b>	SHSU 2, UH 1
<b>Current Streak:</b>	UH, 3 games
<b>Longest UH Streak:</b>	13 games (May 4, 1999 - April 16, 2008)
<b>Longest SHSU Streak:</b>	9 games (1968 - April 8, 1972)
<b>at UH:</b>	UH leads, 40-31 (.563)
<b>at SHSU:</b>	SHSU leads, 34-29 (.540)
<b>Neutral Site:</b>	UH leads, 3-2 (.600)
<b>Unknown Site:</b>	SHSU leads, 16-13 (.552)
<b>Most UH Runs:</b>	20 (April 9, 1996)
<b>Most SHSU Runs:</b>	18, twice (16-18, 3/10/09; 1-18, 4/47/2)
<b>Most Combined Runs:</b>	34 (16-18, 3/10/09)
<b>Total Series Runs:</b>	UH 833, SHSU 802
<b>Biggest UH Win:</b>	15, twice (Most recently, 20-5, 4/9/96)
<b>Biggest SHSU Win:</b>	17 (1-18, 4/4/72)
<b>Shutouts:</b>	SHSU 16, UH 12
<b>1-Run Games:</b>	SHSU leads, 20-16 (.555)
<b>Extra innings:</b>	--



# MAJOR LEAGUE BASEBALL DRAFT HISTORY

**Bold italics** indicates player competed or currently plays in the Major Leagues  
 ^ - Returned to school  
 & - Transferred to new school  
 () - indicates overall pick

## 2019 (5)

Jared Triolo	Pittsburgh	CBB
^Sean Bretz	Kansas City	15th
Joe Davis	Boston	19th
Fred Villarreal	Seattle	25th
Devon Roedahl	Boston	27th

## 2018 (3)

Trey Cumbie	Tampa Bay	13th
<b>Aaron Fletcher</b>	<b>Washington</b>	<b>14th</b>
Joey Pulido	Toronto	32nd

## 2017 (7)

<b>Seth Romero</b>	<b>Washington</b>	<b>1st (No. 25)</b>
Connor Wong	Los Angeles (N)	3rd
Jake Scheiner	Philadelphia	4th
Corey Julks	Houston	8th
<b>John King</b>	<b>Texas</b>	<b>10th</b>
^Trey Cumbie	Astros	38th
^Cooper Coddiron	Chicago (N)	39th

## 2016 (3)

Andrew Lantrip	Cleveland	8th
Nick Hernandez	Houston	8th
Josh Vidales	Oakland	28th

## 2015 (7)

Jake Lemoine	Texas	4th
<b>Patrick Weigel</b>	<b>Atlanta</b>	<b>7th</b>
Kyle Survance	Los Angeles (A)	8th
Chris Iriart	Oakland	12th
<b>Kyle Dowdy</b>	<b>Detroit</b>	<b>12th</b>
Taylor Cobb	Los Angeles (A)	26th
Ashford Fulmer	San Francisco	28th
Ian Rice	Chicago (N)	29th

## 2014 (5)

Casey Grayson	St. Louis	20th
Tyler Ford	Detroit	27th
^Aaron Garza	Milwaukee	29th
&Jared West	Cleveland	32nd
Chase Wellbrock	Toronto	33rd

## 2013 (4)

<b>Austin Pruitt</b>	<b>Tampa Bay</b>	<b>9th</b>
<b>Daniel Poncedeleon</b>	<b>Chicago (N)</b>	<b>14th</b>
Matt Hernandez	Los Angeles (A)	23rd
^Frankie Ratcliff	Arizona	40th

## 2012 (3)

Mo Wiley	Cincinnati	28th
John Cannon	Los Angeles (N)	29th
Jared Ray	Arizona	34th

## 2011 (1)

Caleb Ramsey	Washington	11th
--------------	------------	------

## 2010 (6)

Blake Kelso	Washington	10th
Michael Goodnight	Cleveland	13th
Chris Wallace	Houston	16th
^ Ty Stuckey	Cincinnati	26th
William Kankel	Milwaukee	33rd
^Jared Ray	Minnesota	38th

## 2009 (3)

<b>Donnie Joseph</b>	<b>Cincinnati</b>	<b>3rd</b>
Wes Musick	Colorado	9th
Frank Corolla	Washington	19th

## 2008 (5)

^ Wes Musick	San Francisco	24th
Ryan Lormand	San Francisco	26th
^ Michael Goodnight	Cleveland	27th
Bryan Pounds	Detroit	34th
Jimmy Cesario	Colorado	46th

## 2007 (1)

Aaron Brown	Seattle	9th
-------------	---------	-----

## 2006 (4)

<b>Brad Lincoln</b>	<b>Pittsburgh</b>	<b>1st (No. 4)</b>
Matt Weston	San Francisco	12th
Brett Logan	Washington	31st
Isa Garcia	St. Louis	34th

## 2005 (3)

Kevin Roberts	Milwaukee	5th
Justin Vaclavik	Pittsburgh	7th
Travis Tully	Arizona	23rd

## 2004 (6)

<b>Garrett Mock</b>	<b>Arizona</b>	<b>3rd</b>
<b>Rob Johnson</b>	<b>Seattle</b>	<b>4th</b>
Matt Varner	San Diego	11th
Rickey Putman	San Diego	20th
Patrick Breen	Tampa Bay	21st
Brett Cooley	St. Louis	36th

## 2003 (6)

<b>Ryan Wagner</b>	<b>Cincinnati</b>	<b>1st (No. 14)</b>
Brad Sullivan	Oakland	1st (No. 25)
<b>Michael Bourn</b>	<b>Philadelphia</b>	<b>4th</b>
Danny Zell	Detroit	5th
Brian Henderson	Tampa Bay	7th
^ Brett Cooley	Montreal	23rd

## 2002 (4)

<b>Jesse Crain</b>	<b>Minnesota</b>	<b>2nd</b>
<b>Chris Snyder</b>	<b>Arizona</b>	<b>2nd</b>
^ Brett Cooley	San Francisco	33rd
Keith Whatley	Arizona	41st

## 2000 (11)

Greg Runser	Texas	5th
Kyle Crowell	Oakland	8th
<b>Shane Nance</b>	<b>Los Angeles</b>	<b>11th</b>
Kris Wilken	Baltimore	12th
Brandon Caraway	Philadelphia	12th
J.P. Woodward	San Diego	14th
Eric Lee	Houston	18th
Aaron Melebeck	Kansas City	19th
Jeremy Swindell	Detroit	20th
Jason Pekar	San Francisco	30th
Jarrod Bitter	San Diego	33rd

## 1999 (4)

Erick Burke	Detroit	11th
Bryan Moore	Florida	13th
^ Brandon Caraway	Colorado	18th
^ Shane Nance	Los Angeles	24th

## 1998 (1)

Shaun Skrehot	Pittsburgh	38th
---------------	------------	------

## 1997 (3)

Goefrey Tomlinson	Kansas City	4th
Dustin Carr	Tampa Bay	22nd
Mark Manbeck	Philadelphia	35th

## 1995 (2)

Jason Farrow	Pittsburgh	27th
Tom Maleski	Chicago (N)	32nd

## 1994 (3)

Shane Buteaux	Chicago (A)	6th
<b>Matt Beech</b>	<b>Philadelphia</b>	<b>7th</b>
Ricky Freeman	Chicago (N)	19th

## 1993 (3)

<b>Jason McDonald</b>	<b>Oakland</b>	<b>4th</b>
Brian Blair	Texas	17th
Matt Beech	Detroit	24th

## 1992 (3)

Jeff Haas	Kansas City	5th
R. D. Long	New York (A)	38th
<b>Chris Tremie</b>	<b>Chicago (A)</b>	<b>39th</b>

## 1991 (4)

<b>Vaughn Eshelman</b>	<b>Baltimore</b>	<b>4th</b>
<b>Scott Sheldon</b>	<b>Oakland</b>	<b>8th</b>
<b>Ben Weber</b>	<b>Toronto</b>	<b>20th</b>
Al Benavides	San Francisco	29th

## 1989 (2)

Ben Pardo	Kansas City	23rd
Mark Cerney	Cincinnati	26th

## 1988 (3)

Mike Rhodes	New York (A)	28th
<b>Woody Williams</b>	<b>Toronto</b>	<b>28th</b>
Lane Mallet	Chicago (A)	47th

## 1987 (5)

Jody Supak	Detroit	12th
Omar Brewer	Texas	17th
Larry Coker	Detroit	20th
Lonnie Walker	New York (N)	29th
<b>Anthony Young</b>	<b>New York (N)</b>	<b>38th</b>

## 1986 (6)

<b>Mike Walker</b>	<b>Pittsburgh</b>	<b>2nd</b>
<b>Steve Cummings</b>	<b>Toronto</b>	<b>2nd</b>
Paul Kuzniar	Cleveland	2nd
Pat Hewes	St. Louis	11th
Mike Basso	San Diego	18th
<b>Jeff Banister</b>	<b>Pittsburgh</b>	<b>25th</b>

## 1985 (1)

Stu Stauffacher	Montreal	19th
-----------------	----------	------

## 1984 (3)

Riley Epps	Texas	10th
Greg Brinkman	Seattle	13th
Dan Larson	Seattle	31st

## 1983 (6)

Rayner Noble	Houston	5th
<b>Doug Drabek</b>	<b>Chicago (A)</b>	<b>11th</b>
Alejandro Garcia	Detroit	13th
^ Greg Brinkman	Philadelphia	16th
Mark Dickman	Toronto	20th
Corky Swindell	New York (N)	32nd

## 1982 (2)

Jeff Jacobson	Houston	17th
Stanley Floyd	Milwaukee	24th

## 1981 (1)

Jeff Achilles	Boston	18th
---------------	--------	------

## 1980 (4)

Terry Byrum	Oakland	20th
Alvin Ruben	Montreal	21st
Tom Lukish	Toronto	23rd
Thomas Penney	Toronto	24th

## 1979 (2)

John Shannon	Atlanta	24th
Terry Byrum	New York (N)	35th

## 1978 (2)

Daniel Lopez	Atlanta	16th
<b>Gary Weiss</b>	<b>Los Angeles</b>	<b>19th</b>

## 1977 (3)

Ralph Wheeler	Toronto	13th
Mark David	St. Louis	19th
Gary Weiss	San Diego	23rd

## 1976 (1)

Jerry Willeford	Houston	10th
-----------------	---------	------

## 1969 (2)

James Sparkman	Montreal	16th
Phil Rose	California	37th

## 1968 (1)

<b>Tom Paciorek</b>	<b>Los Angeles</b>	<b>5th</b>
---------------------	--------------------	------------

TOTAL: 155 draft picks

## MLB ALL-STARS

### Jesse Crain

- 2013 - Chicago White Sox

### Michael Bourn

- 2012 - Atlanta Braves

- 2010 - Houston Astros

### Woody Williams

- 2003 - St. Louis Cardinals

### Doug Drabek

- 1994 - Pittsburgh Pirates

### Tom Paciorek

- 1981 - Seattle Mariners

### Bill Henry

- 1960 - Cincinnati Reds

## BY THE NUMBERS

### 1ST ROUND PICKS

2017 Seth Romero

2006 Brad Lincoln

2003 Ryan Wagner

2003 Brad Sullivan

### 26 TOP 5 ROUND PICKS

### 44 TOP 10 ROUND PICKS

### 89 TOP 20 ROUND PICKS

### 31 PLAYED IN MAJOR LEAGUES

### 39 DRAFTED UNDER WHITTING

### 11 ('00) MOST DRAFTED IN 1 YEAR

### 155 DRAFTED COUGARS SINCE 1968



## AWARDS AND HONORS

### HOUSTON BASEBALL CONFERENCE REGULAR-SEASON CHAMPIONS

Year	Record	Pct.	Head Coach	Runner-Up
1950	4-0	1.000	Lovette Hill	Not Available
1951	5-1	.833	Lovette Hill	Bradley
1953	6-2	.750	Lovette Hill	Tulsa
1960	5-1	.833	Lovette Hill	Cincinnati
1999	20-7	.741	Rayner Noble	Tulane
2000	21-4	.840	Rayner Noble	Tulane
2002	22-7	.759	Rayner Noble	Louisville
2015	16-8	.667	Todd Whitting	East Carolina
2017	15-9	.625	Todd Whitting	UCF (Co-Champs)
2018	16-8	.667	Todd Whitting	USF

#### DICK HOWSER TROPHY WINNER

2006 Brad Lincoln, UTL

#### BROOKS WALLACE AWARD WINNER

2006 Brad Lincoln, UTL

#### ABCA/RAWLINGS NATIONAL PLAYER OF THE YEAR

2006 Brad Lincoln, UTL

#### RIVALS.COM NATIONAL PLAYER OF THE YEAR

2006 Brad Lincoln, UTL

#### CSTV.COM NATIONAL PLAYER OF THE YEAR

2006 Brad Lincoln, UTL

#### ROGER CLEMENS AWARD FINALIST

2006 Brad Lincoln, RHP

#### R.E. "BOB" SMITH AWARD FINALIST

2002 Brad Sullivan, RHP

#### JOHNNY BENCH CATCHER OF THE YEAR AWARD FINALIST

2002 Chris Snyder, C

#### USA BASEBALL NATIONAL TEAM MEMBERS

2016 John Altobelli, Coach

2014 Jake Lemoine, RHP

2006 Michael Bourn, OF

2005 Rob Johnson, C

2003 Jesse Crain, RHP

2002 Brad Sullivan, RHP

2001 Chris Snyder, C

1999 Shane Nance, LHP

Kyle Crowell, RHP

Trip Couch, Coach

1998 Shane Nance, LHP

1978 Tom Lukish, P

1978 Billy Blum, P

#### TEAM CANADA NATIONAL TEAM MEMBERS

2006 Hyung Cho, INF

#### ALL-AMERICA

2017 **Trey Cumbie**, LHP

NCBWA

Collegiate Baseball 1st Team

Perfect Game 2nd Team

ABCA 2nd Team

3rd Team

**Jake Scheiner**, UTL

NCBWA

Collegiate Baseball 2nd Team

ABCA 2nd Team

Perfect Game 3rd Team

Baseball America 3rd Team

D1Baseball 3rd Team

2016 **Joe Davis**, 1B

Collegiate Baseball 3rd Team

2015 **Andrew Lantrip**, RHP

Perfect Game 3rd Team

2006 **Brad Lincoln**, UTL

Collegiate Baseball 1st Team

Baseball America 1st Team

ABCA/Rawlings 1st Team

NCBWA 1st Team

RosenblattReport.com 1st Team

2003 **Ryan Wagner**, RHP

Collegiate Baseball 1st Team

Sports Weekly 1st Team

ABCA 1st Team

Baseball America 1st Team

NCBWA 1st Team

CollegeBaseballInsider 1st Team

2002 **Brad Sullivan**, RHP

Collegiate Baseball 1st Team

Baseball Weekly 1st Team

NCBWA 1st Team

Baseball America 1st Team

ABCA 1st Team

**Jesse Crain**, UTL

Baseball America 1st Team

Baseball Weekly 1st Team

NCBWA 2nd Team

**Chris Snyder**, C

Baseball America 2nd Team

NCBWA 3rd Team

2000 **Kyle Crowell**, RHP

Baseball America 1st Team

ABCA 2nd Team

Collegiate Baseball 2nd Team

NCBWA 2nd Team

The Sporting News 2nd Team

**Jarrold Bitter**, C

NCBWA 2nd Team

1999 **Kyle Crowell**, RHP

NCBWA 2nd Team

Collegiate Baseball 3rd Team

**J.P. Woodward**, 1B

NCBWA 3rd Team

**Brandon Caraway**, OF

NCBWA 3rd Team

1997 **Goefrey Tomlinson**, OF

NCBWA 1st Team

Baseball America 3rd Team

**Dustin Carr**, 3B

Collegiate Baseball 3rd Team

1994 **Shane Buteaux**, OF/RHP

2nd Team

1993 **J.J. Matzke**, 3B

3rd Team

1990 **Keith Darter**, DH

3rd Team

1987 **Jody Supak**, RHP

2nd Team

1986 **Pat Hewes**, C

3rd Team

1983 **Rayner Noble**, LHP

1st Team

1976 **Jerry Willeford**, OF/C

1st Team

1968 **Tom Paciorek**, OF

AACBC 1st Team

1967 **Tom Paciorek**, OF

AACBC 1st Team

1966 **Ike Lucas**, OF

AACBC 2nd Team

1953 **Carlton Hanta**, SS

AACBC 3rd Team

#### FRESHMAN ALL-AMERICA

2016 **Joe Davis**, 1B

NCBWA 1st Team

Louisville Slugger/Collegiate Baseball

**Trey Cumbie**, LHP

NCBWA 2nd Team

Louisville Slugger/Collegiate Baseball

**Mitch Ullom**, RHP

Louisville Slugger/Collegiate Baseball

2015 **Seth Romero**, LHP

Baseball America 1st Team

D1Baseball 1st Team

Perfect Game 1st Team

Louisville Slugger/Collegiate Baseball

2014 **Andrew Lantrip**, RHP

Louisville Slugger/Collegiate Baseball

2013 **Justin Montemayor**, 1B

Louisville Slugger/Collegiate Baseball

**Kyle Survince**, OF

Louisville Slugger/Collegiate Baseball

2008 **Chase Dempsay**, RHP

Louisville Slugger;

Pro-Line NCBWA 1st Team

Rivals 1st Team

**Blake Kelso**, 2B

Louisville Slugger/Collegiate Baseball

2007 **Wes Musick**, LHP

Collegiate Baseball

2006 **Luis Flores**, UTL

Louisville Slugger/Collegiate Baseball

RosenblattReport 1st Team

2002 **Stuart Musslewhite**, 2B

Louisville Slugger/Collegiate Baseball HM

2001 **Michael Bourn**, OF

Louisville Slugger/Collegiate Baseball HM

**Hyung Cho**, 3B

Louisville Slugger/Collegiate Baseball HM

**Austin Faught**, LHP

Louisville Slugger/Collegiate Baseball HM

**Gene Flores**, RHP

Louisville Slugger/Collegiate Baseball HM

**Brad Sullivan**, RHP

Baseball Weekly 1st Team

Baseball America 2nd Team

Collegiate Baseball HM

2000 **Bryan Harris**, RHP

Louisville Slugger/Collegiate Baseball HM

1998 **Jayme Sperring**, 1B

Louisville Slugger/Collegiate Baseball HM

1997 **Shane Nance**, LHP

Louisville Slugger/Collegiate Baseball 1st Team

#### ACADEMIC ALL-AMERICA

2007 **Josh Stirneman**, 1B

ESPN The Magazine 2nd Team

1992 **Greyson Liles**, 1B, GTE

#### CONFERENCE USA HALL OF FAME

2020 Brad Lincoln, RHP

#### HOUSTON HALL OF HONOR

2016 Brad Lincoln, RHP

2013 Brad Sullivan, RHP

2010 Ike Lucas, OF

2008 Carlton Hanta, INF

2006 Rolan Walton, head coach/SS

2004 Lovette Hill, head coach

2000 Doug Drabek, RHP

1978 Tom Paciorek, OF

#### PREMIER PLAYER OF COLLEGE BASEBALL

2014 Jake Lemoine, RHP

#### C-USA MALE ATHLETE OF THE YEAR

2006 Brad Lincoln, UTL (Co)

#### NCAA COLLEGE WORLD SERIES ALL-TOURNAMENT TEAM

1967 Tom Paciorek, OF  
Ike Lucas, OF

#### NCAA REGIONAL MOST OUTSTANDING PLAYER

2014 Kyle Survince (Baton Rouge, La.)

2003 Cole Bruce, 1B (College Station, Texas)

2002 Keith Whatley, OF (Mesa, Ariz.)

2000 Shane Nance, LHP/DH (Houston)

#### NCAA REGIONAL ALL-TOURNAMENT TEAM

2018 **Chapel Hill, N.C.**

Aaron Fletcher, LHP

Kyle Lovelace, C

Joe Davis, DH

Tyler Bielamowicz, LHP

2017 Did not have an All-Tournament Team

2015 **Houston (Cougar Field)**

Kyle Dowdy, RHP

Seth Romero, LHP

Chris Iriart, 1B

Corey Julks, OF

2014 **Baton Rouge, La.**

Kyle Survince, OF

Caleb Barker, C

Jared Robinson, RHP

2008 **College Station, Texas**

Jimmy Cesario, INF

Ryan Lormand, INF

Chris Wallace, C

Jared Ray, RHP

2003 **College Station, Texas**

Cole Bruce, 1B

Hyung Cho, 3B

Michael Bourn, OF

Ryan Wagner, RHP

2002 **Mesa, Ariz.**

Brett Cooley, 1B

Hyung Cho, 3B

Michael Bourn, OF

Keith Whatley, OF

Brad Sullivan, RHP

Sam Mitchell, DH

2000 **Houston (Cougar Field)**

Aaron Melebeck, SS

Eric Lee, OF

Shance Nance, LHP/DH

Kris Wilken, UTL

J.P. Woodward, 1B

1999 **Houston (Cougar Field)**

J.P. Woodward, 1B

Brandon Caraway, 2B

Bryan Moore, RHP

1990 **South I**

Fred Hinojosa, C

1987 **Central**

Fred Hinojosa, C

Jody Supak, C

1982 **West II**

Corky Swindell, INF

Mark Lavespere, OF

Rayner Noble, LHP



**ABCA ALL-REGION**

2019	Joe Davis, DH	2nd Team
2018	Joe Davis, DH	1st Team
	Trey Cumbie, LHP	2nd Team
2017	Jake Scheiner, UTL	1st Team
	Trey Cumbie, LHP	1st Team
2016	Seth Romero, LHP	1st Team
	Joe Davis, 1B	2nd Team
2015	Kyle Survance, OF	1st Team
	Chris Iriart, 1B	2nd Team
	Andrew Lantrip, RHP	2nd Team
2014	Chase Wellbrock, RHP	1st Team
	Casey Grayson, INF	1st Team
	Tyler Ford, LHP	2nd Team
2013	Austin Pruitt, RHP	2nd Team
2008	Bryan Pounds, INF	1st Team
	Wes Musick, LHP	2nd Team
	Jake Stewart, OF	2nd Team
2006	Brad Lincoln, RHP	
	Matt Weston, OF	
2005	Justin Vaclavik, RHP	
2003	Brad Sullivan, RHP	
	Ryan Wagner, RHP	
2002	Brad Sullivan, RHP	
	Jesse Crain, RHP	

**ABCA SOUTH CENTRAL REGIONAL COACH OF THE YEAR**

2017	Todd Whitting
2015	Todd Whitting
2002	Rayner Noble
1976	Rolan Walton

**ALL-NCAA DISTRICT NO. VI**

1968	Tom Paciorek, OF	1st Team
	Phil Rose, C	3rd Team

**CONFERENCE PLAYER OF THE YEAR**

<b>American Athletic Conference</b>	
2017	Jake Scheiner, UTL
<b>Southwest Conference</b>	
1990	Keith Darter, DH/LHP
1983	Rayner Noble, LHP

**CONFERENCE PITCHER OF THE YEAR**

<b>American Athletic Conference</b>	
2018	Aaron Fletcher, LHP
2017	Trey Cumbie, LHP

<b>Conference USA</b>	
2006	Brad Lincoln, RHP
2002	Brad Sullivan, RHP
2000	Kyle Crowell, RHP
1999	Kyle Crowell, RHP

**CONFERENCE NEWCOMER OF THE YEAR**

<b>Conference USA</b>	
2013	Frankie Ratcliff, SS
2007	Jimmy Cesario, OF

**CONFERENCE NEWCOMER PITCHER OF THE YEAR**

<b>American Athletic Conference</b>	
2019	Devon Roedahl, RHP
<b>Southwest Conference</b>	
1992	Jeff Haas, LHP
1990	James Wambach, 1B

**CONFERENCE FRESHMAN OF THE YEAR**

<b>American Athletic Conference</b>	
2016	Joe Davis, 1B
2015	Seth Romero, LHP
2014	Andrew Lantrip, RHP

<b>Conference USA</b>	
2013	Justin Montemayor, 1B
1998	Shane Nance, LHP

**CONFERENCE COACH OF THE YEAR**

<b>American Athletic Conference</b>	
2018	Todd Whitting

<b>Conference USA</b>	
2000	Rayner Noble
1999	Rayner Noble

<b>Southwest Conference</b>	
1982	Rolan Walton
1976	Rolan Walton

**ALL-CONFERENCE**

<b>American Athletic Conference</b>		
2019	Clay Aguilar, LHP	1st Team
	Devon Roedahl, RHP	2nd Team
	Fred Villarreal, RHP	2nd Team
	Joe Davis, 1B	2nd Team
	Jared Triolo, 3B	2nd Team
2018	Aaron Fletcher, LHP	1st Team
	Trey Cumbie, LHP	2nd Team
	Joe Davis, DH	2nd Team
	Lael Lockhart Jr., UTL	2nd Team
2017	Jake Scheiner, UTL	1st Team
	Trey Cumbie, LHP	1st Team
	Corey Julks, OF	1st Team
	Connor Wong, C	2nd Team
	Mitch Ullom, RHP	2nd Team
	Joe Davis, DH	2nd Team
2016	Joe Davis, 1B	1st Team
	Connor Wong, UTL	1st Team
	Corey Julks, OF	1st Team
	Nick Hernandez, RHP	1st Team
	Seth Romero, LHP	2nd Team
2015	Kyle Survance, OF	1st Team
	Kyle Dowdy, RHP	2nd Team
	Andrew Lantrip, RHP	2nd Team
	Seth Romero, LHP	2nd Team
	Chris Iriart, INF	2nd Team
	Josh Vidales, INF	2nd Team
	Jacob Campbell, DH	2nd Team
2014	Caleb Barker, C	1st Team
	Justin Montemayor, DH	1st Team
	Chase Wellbrock, RHP	2nd Team
	Aaron Garza, RHP	2nd Team
	Jake Lemoine, RHP	2nd Team
	Casey Grayson, INF	2nd Team
	Kyle Survance, OF	2nd Team

<b>Southwest Conference</b>		
1996	Jason Schreiber, UTL	1st Team
	Mark Manbeck, RHP	1st Team
1995	Jason Farrow, RHP	1st Team
	Jason Smiga, SS	1st Team
1994	Shane Buteaux, OF	1st Team
	Ricky Freeman, UTL	1st Team
1993	Phil Lewis, OF	1st Team
	Ricky Freeman, UTL	1st Team
1992	Jeff Haas, LHP	1st Team
	Phil Lewis, OF	1st Team
	Greyson Liles, UTL	1st Team
1991	Rusty Smajstrla, OF	1st Team
	Al Benavides, RHP	1st Team
1990	Keith Darter, DH	1st Team
	James Wambach, 1B	1st Team
	Al Benavides, RHP	1st Team
1989	David Vasquez, OF	1st Team
	Fred Hinojosa, C	1st Team
1988	Fred Hinojosa, C	1st Team
1987	Larry Coker, LHP	1st Team
	Jody Supak, RHP	1st Team
	Omar Brewer, OF	1st Team
1986	Pat Hewes, C	1st Team
	Dan Larson, DH	1st Team
1985	Dan Larson, DH	1st Team
1984	Dan Larson, DH	1st Team
1983	Rayner Noble, LHP	1st Team
	Corky Swindell, 2B	1st Team

<b>Conference USA</b>		
2013	Austin Pruitt, RHP	2nd Team
	Justin Montemayor, INF	2nd Team
	Kyle Survance, OF	2nd Team
	Frankie Ratcliff, INF	2nd Team
2011	Caleb Ramsey, OF	2nd Team
2009	Donnie Joseph, LHP	1st Team
	Blake Kelso, INF	2nd Team
	Jared Ray, RHP	2nd Team
	Chris Wallace, C	2nd Team
2008	Bryan Pounds, INF	1st Team
	Jake Stewart, OF	1st Team
	Wes Musick, LHP	2nd Team
2007	Wes Musick, LHP	1st Team
	Jimmy Cesario, OF	1st Team

<b>Conference USA</b>		
2013	Austin Pruitt, RHP	2nd Team
	Justin Montemayor, INF	2nd Team
	Kyle Survance, OF	2nd Team
	Frankie Ratcliff, INF	2nd Team
2011	Caleb Ramsey, OF	2nd Team
2009	Donnie Joseph, LHP	1st Team
	Blake Kelso, INF	2nd Team
	Jared Ray, RHP	2nd Team
	Chris Wallace, C	2nd Team
2008	Bryan Pounds, INF	1st Team
	Jake Stewart, OF	1st Team
	Wes Musick, LHP	2nd Team
2007	Wes Musick, LHP	1st Team
	Jimmy Cesario, OF	1st Team

<b>Conference USA</b>		
2006	Luis Flores, C	2nd Team
	Brad Lincoln, RHP	1st Team
	Brad Lincoln, DH	1st Team
	Isa Garcia, INF	1st Team
	Matt Weston, OF	1st Team
2005	Travis Tully, OF	1st Team
	Matt Farrington, LHP	1st Team
	Kevin Roberts, UTL	2nd Team
2004	Travis Tully, OF	2nd Team
2003	Hyung Cho, 3B	1st Team
	Brad Sullivan, RHP	1st Team
	Ryan Wagner, RHP	2nd Team
2002	Brad Sullivan, RHP	1st Team
	Brett Cooley, IF	1st Team
	Chris Snyder, C	1st Team
	Jesse Crain, IF	1st Team
	Jesse Crain, RHP	1st Team
	Michael Bourn, OF	2nd Team
2001	Brad Sullivan, RHP	1st Team
	Chris Snyder, C	2nd Team
	Michael Bourn, OF	2nd Team
	Austin Faught, LHP	2nd Team
2000	Jarrold Bitter, C	1st Team
	Kyle Crowell, RHP	1st Team
	Tyson Schweitzer, OF	1st Team
	Aaron Melebeck, INF	2nd Team
	Kris Wilken, INF	2nd Team
	Eric Lee, OF	2nd Team
	Duncan McAdoo, RHP	2nd Team
	Shane Nance, LHP	2nd Team
1999	Kyle Crowell, RHP	1st Team
	Brandon Caraway, INF	1st Team
	J. P. Woodward, INF	1st Team
	Jarrold Bitter, C	2nd Team
	Shane Nance, LHP	2nd Team
	Bryan Moore, RHP	2nd Team
1998	Shane Nance, LHP	1st Team
	Brandon Caraway, OF	2nd Team
	Bruce Rios, DH	2nd Team
	Jon McDonald, LHP	2nd Team
1997	Dustin Carr, INF	1st Team
	Goefrey Tomlinson, OF	1st Team
	Bruce Rios, C	3rd Team
	Shaun Skrehot, INF	3rd Team

<b>Southwest Conference</b>		
1996	Jason Schreiber, UTL	1st Team
	Mark Manbeck, RHP	1st Team
1995	Jason Farrow, RHP	1st Team
	Jason Smiga, SS	1st Team
1994	Shane Buteaux, OF	1st Team
	Ricky Freeman, UTL	1st Team
1993	Phil Lewis, OF	1st Team
	Ricky Freeman, UTL	1st Team
1992	Jeff Haas, LHP	1st Team
	Phil Lewis, OF	1st Team
	Greyson Liles, UTL	1st Team
1991	Rusty Smajstrla, OF	1st Team
	Al Benavides, RHP	1st Team
1990	Keith Darter, DH	1st Team
	James Wambach, 1B	1st Team
	Al Benavides, RHP	1st Team
1989	David Vasquez, OF	1st Team
	Fred Hinojosa, C	1st Team
1988	Fred Hinojosa, C	1st Team
1987	Larry Coker, LHP	1st Team
	Jody Supak, RHP	1st Team
	Omar Brewer, OF	1st Team
1986	Pat Hewes, C	1st Team
	Dan Larson, DH	1st Team
1985	Dan Larson, DH	1st Team
1984	Dan Larson, DH	1st Team
1983	Rayner Noble, LHP	1st Team
	Corky Swindell, 2B	1st Team

<b>Conference USA</b>		
2013	Austin Pruitt, RHP	2nd Team
	Justin Montemayor, INF	2nd Team
	Kyle Survance, OF	2nd Team
	Frankie Ratcliff, INF	2nd Team
2011	Caleb Ramsey, OF	2nd Team
2009	Donnie Joseph, LHP	1st Team
	Blake Kelso, INF	2nd Team
	Jared Ray, RHP	2nd Team
	Chris Wallace, C	2nd Team
2008	Bryan Pounds, INF	1st Team
	Jake Stewart, OF	1st Team
	Wes Musick, LHP	2nd Team
2007	Wes Musick, LHP	1st Team
	Jimmy Cesario, OF	1st Team

<b>Southwest Conference</b>		
1996	Jason Schreiber, UTL	1st Team
	Mark Manbeck, RHP	1st Team
1995	Jason Farrow, RHP	1st Team
	Jason Smiga, SS	1st Team
1994	Shane Buteaux, OF	1st Team
	Ricky Freeman, UTL	1st Team
1993	Phil Lewis, OF	1st Team
	Ricky Freeman, UTL	1st Team
1992	Jeff Haas, LHP	1st Team
	Phil Lewis, OF	1st Team
	Greyson Liles, UTL	1st Team
1991	Rusty Smajstrla, OF	1st Team
	Al Benavides, RHP	1st Team
1990	Keith Darter, DH	1st Team
	James Wambach, 1B	1st Team
	Al Benavides, RHP	1st Team
1989	David Vasquez, OF	1st Team
	Fred Hinojosa, C	1st Team
1988	Fred Hinojosa, C	1st Team
1987	Larry Coker, LHP	1st Team
	Jody Supak, RHP	1st Team
	Omar Brewer, OF	1st Team
1986	Pat Hewes, C	1st Team
	Dan Larson, DH	1st Team
1985	Dan Larson, DH	1st Team
1984	Dan Larson, DH	1st Team
1983	Rayner Noble, LHP	1st Team
	Corky Swindell, 2B	1st Team

<b>Conference USA</b>		
2013	Austin Pruitt, RHP	2nd Team
	Justin Montemayor, INF	2nd Team
	Kyle Survance, OF	2nd Team
	Frankie Ratcliff, INF	2nd Team
2011	Caleb Ramsey, OF	2nd Team
2009	Donnie Joseph, LHP	1st Team
	Blake Kelso, INF	2nd Team
	Jared Ray, RHP	2nd Team
	Chris Wallace, C	2nd Team
2008	Bryan Pounds, INF	1st Team
	Jake Stewart, OF	1st Team
	Wes Musick, LHP	2nd Team
2007	Wes Musick, LHP	1st Team
	Jimmy Cesario, OF	1st Team

<b>Southwest Conference</b>		
1996	Jason Schreiber, UTL	1st Team
	Mark Manbeck, RHP	1st Team
1995	Jason Farrow, RHP	1st Team
	Jason Smiga, SS	1st Team
1994	Shane Buteaux, OF	1st Team
	Ricky Freeman, UTL	1st Team
1993	Phil Lewis, OF	1st Team
	Ricky Freeman, UTL	1st Team
1992	Jeff Haas, LHP	1st Team
	Phil Lewis, OF	1st Team
	Greyson Liles, UTL	1st Team
1991	Rusty Smajstrla, OF	1st Team
	Al Benavides, RHP	1st Team
1990	Keith Darter, DH	1st Team
	James Wambach, 1B	1st Team
	Al Benavides, RHP	1st Team
1989	David Vasquez, OF	1st Team
	Fred Hinojosa, C	1st Team
1988	Fred Hinojosa, C	1st Team
1987	Larry Coker, LHP	1st Team
	Jody Supak, RHP	1st Team
	Omar Brewer, OF	1st Team
1986	Pat Hewes, C	1st Team
	Dan Larson, DH	1st Team
1985	Dan Larson, DH	1st Team
1984	Dan Larson, DH	1st Team
1983	Rayner Noble, LHP	1st Team
	Corky Swindell, 2B	1st Team

<b>Conference USA</b>		
2013	Austin Pruitt, RHP	2nd Team
	Justin Montemayor, INF	2nd Team
	Kyle Survance, OF	2nd Team
	Frankie Ratcliff, INF	2nd Team
2011	Caleb Ramsey, OF	2nd Team
2009	Donnie Joseph, LHP	1st Team
	Blake Kelso, INF	2nd Team
	Jared Ray, RHP	2nd Team
	Chris Wallace, C	2nd Team
2008	Bryan Pounds, INF	1st Team
	Jake Stewart, OF	1st Team
	Wes Musick, LHP	2nd Team
2007	Wes Musick, LHP	1st Team
	Jimmy Cesario, OF	1st Team

1982	Wes Gregersen, OF	1st Team
1981	Mike Minturn, 1B	1st Team
	Mark Lavespere, OF	1st Team
	Rayner Noble, LHP	1st Team

1980	Mike Breslin, 1B	1st Team
1979	Jay Beard, DH	1st Team
1978	Jay Beard, DH	1st Team
1977	Gary Weiss, 2B	1st Team
1976	Jerry Willeford, C	1st Team
	Charles Garza, RHP	1st Team
1974	Steve Reeves, 1B	1st Team
1973	Mike Bollman, C	1st Team
	David Vinson, OF	1st Team
	Tommy Kaiser, OF	1st Team

<b>Missouri Valley Conference</b>		
1960	Gary Nelson, 2B	1st Team
	Bucky Watkins, SS	1st Team
	Bubba Wagner, C	1st Team
	Bob Peters, RHP	1st Team
1957	Jimmy Bethea, CF	1st Team

<b>Lone Star Conference</b>		
1948	Lloyd Ellis, 1B	
	Eugene Lehnertz, SS	

**CONFERENCE TOURNAMENT MOST OUTSTANDING PLAYER**

<b>American Athletic Conference</b>		
2017	Jake Scheiner, 3B	
2014	Josh Vidales, 2B	

<b>Conference USA</b>		
2008	Bryan Pounds, INF	
2000	Jarrold Bitter, C	
1997	Scottie Scott, C	

<b>Southwest Conference USA</b>		
1990	Ricky Torres, 3B	
1987	Larry Coker, LHP/1B	
1982	Dale Oliver, DH	



## NCAA & CONFERENCE TEAM AND INDIVIDUAL CHAMPIONS

### NCAA TEAM CHAMPIONS

Strikeout-to-Walk Ratio
2016 4.17 (American)
Walks Allowed
2016 1.97 (American)

Fielding Percentage
2000 .977 (C-USA)

NCAA INDIVIDUAL CHAMPIONS
Strikeouts per Nine Innings
2002 Ryan Wagner (C-USA) 16.8

NCAA Division I single-season record
Walks Allowed
2016 Andrew Lantrip (American) 0.50

Strikeout-to-Walk Ratio
2016 Andrew Lantrip (American) 16.80

TEAM CONFERENCE CHAMPIONS
Batting Average
2002 .310 (C-USA)

On Base Percentage
2017 .386 (American)

Slugging Percentage
2017 .448 (American)

Home Runs
2000 75 (C-USA)

RBI
2000 445 (C-USA)

Doubles
2000 157 (C-USA)
1999 140 (C-USA)
1997 147 (C-USA)

Triples
2017 26 (American)
2015 22 (American)
2013 25 (C-USA)
2000 16 (C-USA)

Stolen Bases
2013 82 (C-USA)
1999 114 (C-USA)
1997 152 (C-USA)

Hits
2017 616 (American)
2002 693 (C-USA)

Runs Scored
2017 403 (American)
2000 484 (C-USA)

Sacrifice Flies
2016 22 (American)

Walks
2015 282 (American)
2014 292 (American)

ERA
2016 2.48 (American)
2015 2.89 (American)
2014 2.35 (American)
2002 3.20 (C-USA)
2000 3.58 (C-USA)

Runs Allowed
2014 187 (American)

Hits Allowed
2016 7.47 (American)

Strikeout-to-Walk Ratio
2017 3.16 (American)
2014 4.17 (American)

Strikeouts Pitched
2003 605 (C-USA)
2002 548 (C-USA)

WHIP
2016 1.05 (American)

Walks Allowed
2017 2.28 (American)
2016 1.97 (American)
2014 1.19 (American)
2013 1.61 (C-USA)

Fielding Percentage
2014 .972 (American)
2000 .977 (C-USA)
1999 .969 (C-USA)
1997 .963 (C-USA)

Slugging Percentage
2000 .484 (C-USA)

### INDIVIDUAL CONFERENCE CHAMPIONS

Batting Average
1993 J.J. Matzke (SWC) .397
1990 Keith Darter (SWC) .396
1988 Fred Hinojosa (SWC) .412
1981 Mike Minturn (SWC) .408
1976 Jerry Willeford (SWC) .403

Home Runs
2016 Jake Scheiner (American) 18
1986 Pat Hewes (SWC) 23
1982 Jeff Jacobson (SWC) 11
1975 Mike Higgins (SWC) 9

Doubles
2000 Aaron Melebeck (C-USA) 24
1999 Tyson Schweitzer (C-USA) 24
1997 Dustin Carr (C-USA) 32

Triples
2017 Corey Julks (American) 6
2013 Frankie Ratcliff (C-USA) 8
2000 Eric Lee (C-USA) 5

Slugging Percentage
2017 Jake Scheiner (American) .667
2016 Joe Davis (American) .577
2006 Matt Weston (C-USA) .657

Stolen Bases
2016 Connor Wong (American) 26
2013 Kyle Survance (American) 20
2002 Michael Bourn (C-USA) 32
1997 Shaun Skrehot (C-USA) 33

Hits
1997 Dustin Carr (C-USA) 108

RBI
2018 Joe Davis (American) 62
2017 Jake Scheiner (American) 64
2016 Joe Davis (American) 58

Total Bases
2016 Joe Davis (American) 138

Sacrifice Bunts
2020 Kyle Lovelace (American) 5^

Sacrifice Flies
2016 Justin Montemayor (American) 6

Walks
2014 Casey Grayson (American) 52
2013 Josh Vidales (C-USA) 49

Runs Scored
2017 Connor Wong (American) 61
2008 Jake Stewart (C-USA) 74

Pitching Wins
2017 Trey Cumble (American) 10
2002 Brad Sullivan (C-USA) 13
2000 Kyle Crowell (C-USA) 13

ERA
2018 Aaron Fletcher (American) 2.19
2017 Trey Cumble (American) 2.04
2015 Seth Romero (American) 1.94
2014 Tyler Ford (American) 1.17
2006 Brad Lincoln (C-USA) 1.69
2002 Brad Sullivan (C-USA) 1.82
2000 Shane Nance (C-USA) 2.31
1981 Jeff Achilles (SWC) 1.59
1960 Bob Peters (MVC) 1.40

Strikeouts Pitched
2016 Seth Romero (American) 113
2015 Andrew Lantrip (American) 115
2003 Brad Sullivan (C-USA) 154
2002 Brad Sullivan (C-USA) 157
2000 Kyle Crowell (C-USA) 117

Strikeout-to-Walk Ratio
2016 Andrew Lantrip (American) 16.80

Hits Allowed
2016 Seth Romero (American) 5.72

Walks Allowed
2016 John King (American) 1.11
2016 Andrew Lantrip (American) 0.50

WHIP
2016 Seth Romero (American) 0.93

Saves
2003 Ryan Wagner (C-USA) 15
2002 Jesse Crain (C-USA) 10

Wins
2013 Austin Pruitt (C-USA) 10

Innings Pitched
2015 Andrew Lantrip (American) 113.1

^ Season cut short due to COVID-19 pandemic

Jared Ray, RHP
2006 Luis Flores, RHP
Isa Garcia, INF
Jake Stewart, OF
Brad Lincoln, DH
2005 Dustin Kingsbury, SS
2004 Kevin Roberts, DH
2002 Michael Bourn, OF
Chris Snyder, C
2000 Jarrod Bitter, C
Sean Allen, INF
Brandon Caraway, OF
Shane Nance, LHP
1999 Jarrod Bitter, C
Brandon Caraway, INF
Bryan Moore, RHP
Shane Nance, LHP
1998 Brandon Caraway, OF
Eric Lee, OF
1997 Scottie Scott, C
Jason Schreiber, DH
Shaun Skrehot, SS
Goefrey Tomlinson, OF

### Southwest Conference

1990 Ricky Torres, 3B
Keith Darter, DH
Fred Hinojosa, C
Scott Sheldon, SS
Ben Weber, RHP
1987 Larry Coker, LHP/1B
Lonn Walker, OF
1983 Steve Seberger, OF
Corky Swindell, 2B
1982 Dale Oliver, DH
Wesley Gregersen, OF
Jeff Jacobson, INF
1981 Chuck Shirley, 1B
Rusty Snyder, OF
1978 Terry Byrum, DH
Bobby Hollas, 1B
Donny Randell, OF

### CONFERENCE ALL-FRESHMAN TEAM

#### Conference USA

2013 Justin Montemayor, 1B
Kyle Survance, OF
Jake Lemoine, RHP
Josh Vidales, 2B
2012 Michael Pyeatt, OF
Landon Appling, OF
2010 M.P. Cokinos, DH
2009 Michael Goodnight, RHP
2008 Chase Dempsay, RHP
Blake Kelso, INF
2007 Wes Musick, LHP
Zak Presley, OF
2006 Travis Cougot, SS
2004 Brad Lincoln, RHP
2003 Matt Farrington, OF
Travis Tully, OF
2002 Stuart Musslewhite, 2B
2001 Hyung Cho, 3B
Michael Bourn, OF
Austin Faught, LHP
Gene Flores, RHP
Brad Sullivan, RHP
2000 Bryan Harris, RHP
1998 Jayme Sperring, INF
Kris Wilken, OF
Jarrod Bitter, C
1997 Brandon Caraway, OF
Eric Lee, OF
Shane Nance, RHP
Robert Dieudonne, RHP

### COSIDA ACADEMIC ALL-DISTRICT

2018 Joey Pulido 1st Team
Connor Hollis 1st Team
Capital One
2014 Justin Montemayor, DH
Capital One 1st Team
2012 Jonathan Davis, DH
Capital One 1st Team
2007 Josh Stirneman, 1B
ESPN The Magazine 1st Team
2003 Brian Henderson, LHP
Verizon 2nd Team
1992 Greyson Liles, 1B, GTE
Jeff Haas, PLH, GTE

### C-USA COMMISSIONER'S ACADEMIC MEDAL

2013 Caleb Barker, C
Justin Montemayor, 1B
2012 Ryan Vrugink, RHP
2010 Matt Creel, RHP
Travis Trial, INF
2009 Jimmy Cesario, INF
2008 Josh Stirneman, INF
2007 Josh Stirneman, INF
2006 Josh Stirneman, INF
2001 Brian Henderson, LHP
Thanos Papavaioliou, 1B
1997 Morgan Stephens, UTL

### ALL-ACADEMIC TEAM

#### American Athletic Conference

2020 Luke Almendarez, UTL
Tyler Bielamowicz, UTL
Isaiah Blaylock, RHP
Sean Bretz, RHP
Brad Burckel, INF/OF
Brett Cain, UTL
Randal Garza, LHP/1B
Tanner Green, RHP
Bryson Hill, RHP/UTL
Brayson Hurdsmann, LHP
Spencer Hynes, LHP
Layne Looney, RHP
Kyle Lovelace, C
Trenton McMeans, INF
Rey Mendoza, LHP/OF
Reed Osborn, RHP
Andrew Papanonis, INF
Dylan Post, C/1B
Nick Rupp, LHP
Johnathon Thomas, OF
Blake Way, C/UTL
Craig Yoho, INF
2019 Ty Abraham, RHP
Tyler Bielamowicz, OF
Nolan Bond, RHP
Sean Bretz, RHP
Brad Burckel, 2B
Wendell Champion II, OF
Joe Davis, 1B
Hunter Edwards, RHP
Brett Esau, 3B
Landon Etzel, OF
Colby Feris, OF
Rey Fuentes III, OF
Jordan Gochenour, OF
Tanner Green, RHP
Brayson Hurdsmann, LHP
Spencer Hynes, LHP
Kyle Lovelace, C
Hunter Mayo, RHP
Trenton McMeans, 2B
Ian McMillan, SS
Grayson Padgett, OF



	Johnathon Thomas, OF Blake Way, C		Jordan Stading, INF Chase Cryer, INF Derek Dickerson, INF Aaron Fletcher, LHP Jared Robinson, RHP Braeden Holub, RHP George Pappas, C Chris Reed, RHP Zac Taylor, OF Michael Wisz, INF		Matt Hernandez, LHP Jesse Hoover, OF Price Jacobs, OF Travis Jenkins, RHP Chase Jensen, INF Cory Kay, OF Jacob Lueneburg, OF Codey Morehouse, INF/RHP David Murphy, INF Michael Pyeatt, OF Jared Ray, RHP Kendall Stacks, INF Aaron Stewart, LHP Wes Theiss, INF/OF Ryan Vrugink, RHP Chase Wellbrock, RHP Mo Wiley, RHP		2007 Jimmy Cesario, OF Austin Goolsby, C Chris Joseph, OF Zak Presley, OF Josh Stirneman, OF
2018	Tyler Bielamowicz, OF Nolan Bond, RHP Wendell Champion, OF Joe Davis, 1B Hunter Edwards, RHP Landon Etzel, OF Rey Fuentes, INF Aaron Fletcher, RHP Connor Hollis, INF Brayson Hurdsman, LHP Spencer Juergens, RHP Dylan Lester, RHP Tyler Littlefield, INF Trenton McMeans, INF Kyle Ott, RHP Grayson Padgett, OF Joey Pulido, RHP Tucker Redden, C Nick Slaughter, C Jared Triolo, 3B Mitch Ullom, RHP	2014	Casey Grayson, 1B Jacob Lueneburg, UTL Logan Piper, RHP Landon Appling, OF Caleb Barker, C Matt Locus, LHP Chase Wellbrock, RHP Micah Edwards, RHP Ashford Fulmer, OF David Longville, RHP Jared Robinson, RHP Ryan Vrugink, RHP Justin Montemayor, INF Josh Vidales, INF Garrett Domingue, OF Connor Hollis, INF Gino Marucci, OF Jordan Stading, INF	2011	Landon Appling, OF Kyle Bacak, C John Cannon, C Matt Creel, RHP Jonathan Davis, OF Aaron Donahoe, P Dustin Fuerst, RHP Austin Gracey, INF Travis Jenkins, RHP Jordan Lewis, LHP Kyle Maldonado, C Lucas Moran, RHP David Murphy, INF Caleb Ramsey, OF Jared Ray, RHP Ryan Still, INF Matt Taylor, LHP Travis Trial, INF Chase Wellbrock, RHP Taylor White, INF	2006	Jeremy Aranda, INF Josh Aranda, INF Clayton Boone, RHP Aaron Brown, RHP Keith Colquitt, OF Donnie deRegnier, LHP Brett Logan, C Cody Waller, C Matt Weston, OF Chris Wright, RHP
2017	Tyler Bielamowicz, OF Nolan Bond, RHP Wendell Champion, OF Hunter Edwards, RHP Landon Etzel, OF Rey Fuentes, INF Brett Harris, INF Connor Hollis, INF Brayson Hurdsman, LHP David Kanada, LHP Dylan Lester, RHP Jordan Monacy, INF Grayson Padgett, OF Joey Pulido, RHP Jake Scheiner, INF Nick Slaughter, OF Jared Triolo, UTL		<b>Conference USA</b> 2013 Caleb Barker, C Daniel Poncedeleon, RHP 2012 Jared Ray, RHP 2011 Matt Creel, RHP 2010 Matt Creel, RHP 2009 Blake Kelso, INF 2008 Jimmy Cesario, INF Zak Presley, OF 2007 Jimmy Cesario, OF Josh Stirneman, INF	2010	John Cannon, C Matt Creel, RHP Michael Goodnight, RHP Austin Gracey, INF Blake Kelso, INF D. Murphy, INF Zak Presley, OF Caleb Ramsey, OF Jared Ray, RHP Jake Runte, INF Tanner Shiflett, RHP Ryan Still, INF Travis Trial, INF Tom Wertz, INF Taylor White, INF Mo Wiley, RHP	2005	Jeremy Aranda, UTL Josh Aranda, UTL Clayton Boone, RHP Aaron Brown, RHP Keith Colquitt, UTL Donnie deRegnier, LHP Mark McGonigle, OF Sean McLemore, RHP Kevin Roberts, RHP/INF Cody Waller, C Chris Wright, RHP
2016	Nolan Bond, RHP Clay Casey, OF Joe Davis, 1B Derek Dickerson, INF Aaron Fletcher, LHP Robert Grilli, OF Nick Hernandez, RHP Connor Hollis, INF John King, LHP John Kinzy, RHP Andrew Lantrip, RHP Tanner Lawson, LHP Gino Marucci, OF Justin Montemayor, UTL Caleb Morris, OF Grayson Padgett, OF Chris Reed, RHP Jose Reyes, INF Jordan Stading, INF Josh Vidales, 2B Connor Wong, C		<b>C-USA COMMISSIONER'S HONOR ROLL</b> 2013 Landon Appling, OF Caleb Barker, C Jonathan Davis, UTL Tyler Ford, LHP Dustin Fuerst, RHP Ashford Fulmer, OF Aaron Garza, RHP Casey Grayson, 1B Price Jacobs, OF Kyle Kirk, 3B Kevin Kubecka, C Brady Latimer, C Jacob Lueneburg, UTL Justin Montemayor, 1B Logan Piper, RHP Daniel Poncedeleon, RHP Frankie Ratcliff, SS Dylan Rucker, RHP Grant Slaughter, RHP Daniel Smith, RHP/C Kyle Survance, OF Josh Vidales, 2B Ryan Vrugink, RHP Chase Wellbrock, RHP Taylor White, INF 2012 Landon Appling, OF Harrison Ayala, INF Keith Brenner, RHP John Cannon, C Jonathan Davis, DH Dustin Fuerst, RHP Aaron Garza, RHP Casey Grayson, INF	2009	Jimmy Cesario, INF Michael Goodnight, RHP Blake Kelso, INF D. Murphy, INF Zak Presley, OF Caleb Ramsey, OF Jared Ray, RHP Carlos Reyes, INF Matt Taylor, LHP Tom Wertz, INF Taylor White, INF	2004	Bryan Harris, RHP Jared Grein, INF Thanos Papavasiliou, INF Brandon Roznovsky, RHP Stuart Musslewhite, INF Austin Sumerlin, RHP Kevin Roberts, RHP
2015	Kyle Dowdy, RHP Micah Edwards, RHP Ashford Fulmer, OF Aaron Garza, RHP David Longville, RHP Robert Grilli, OF Chris Iriart, 1B Justin Montemayor, 3B Austin Moore, RHP Ian Rice, C Josh Vidales, 2B Connor Hollis, 3B Andrew Lantrip, RHP Gino Marucci, OF			2010	John Cannon, C Matt Creel, RHP Michael Goodnight, RHP Austin Gracey, INF Blake Kelso, INF D. Murphy, INF Zak Presley, OF Caleb Ramsey, OF Jared Ray, RHP Jake Runte, INF Tanner Shiflett, RHP Ryan Still, INF Travis Trial, INF Tom Wertz, INF Taylor White, INF Mo Wiley, RHP	2003	Clint Decuir, C Bryan Harris, RHP Brian Henderson, LHP Travis Mays, LHP Stuart Musslewhite, SS Kevin Roberts, INF/RHP Brian Temko, C Danny Zell, LHP
				2009	Jimmy Cesario, INF Michael Goodnight, RHP Blake Kelso, INF D. Murphy, INF Zak Presley, OF Caleb Ramsey, OF Jared Ray, RHP Carlos Reyes, INF Matt Taylor, LHP Tom Wertz, INF Taylor White, INF	2002	Wayne Ayo, RHP Jesse Crain, SS/RHP Austin Faught, LHP Bryan Harris, RHP Brian Henderson, LHP Brett Logan, C Gabe Lucas, OF Stuart Musslewhite, 2B Thanos Papavaiiou, 1B Brad Sullivan, RHP Austin Sumerlin, RHP Ryan Wagner, RHP Danny Zell, LHP
				2008	Jimmy Cesario, INF Austin Goolsby, C Taylor Hammack, LHP Blake Kelso, INF David Murphy, INF Zak Presley, OF Caleb Ramsey, OF Jared Ray, RHP Matt Taylor, LHP/OF Tom Wertz, INF/C Josh Stirneman, INF	2001	Brian Henderson, LHP Thanos Papavaiiou, 1B Julio Alvarez, C Austin Faught, LHP Jared Grein, RHP/OF Bryan Harris, RHP Gabe Lucas, OF Michael Reiss, RHP Brad Sullivan, LHP
						2000	Jarrod Bitter, C Kyle Crowell, RHP Bryan Harris, RHP Dan O'Donnell, OF/C Chris Snyder, C
						1999	Jarrod Bitter, C Randall Collum, C Kyle Crowell, RHP Justin Syfert, INF
						1998	Jason Pekar, OF Jayme Sperring, RHP/1B Shance Nance, LHP



Table listing players and their positions for various years (1997-1999) and conferences (Southwest Conference).

NCBWA NATIONAL PITCHER OF THE MONTH

Table listing NCBWA National Pitcher of the Month winners for May 2017 and March 2016.

COLLEGIATE BASEBALL NATIONAL PLAYER OF THE WEEK

Table listing Collegiate Baseball National Player of the Week winners from Feb. 19, 2018 to Feb. 13, 1989.

NCBWA NATIONAL PLAYER OF THE WEEK

Table listing NCBWA National Player of the Week winner for March 21, 2017.

PERFECT GAME NATIONAL PLAYER OF THE WEEK

Table listing Perfect Game National Player of the Week winner for March 21, 2017.

PRO-LINE CAP NATIONAL PLAYER OF THE WEEK

Table listing Pro-Line Cap National Player of the Week winners for May 15, 2006, March 10, 2005, and March 24, 2002.

MIZUNO NATIONAL PLAYER OF THE WEEK

Table listing Mizuno National Player of the Week winners for Feb. 20, 1994 and March 9, 1992.

NCBWA/PRO-LINE PITCHER OF THE WEEK

Table listing NCBWA/Pro-Line Pitcher of the Week winner for March 9, 2010.

COLLEGE BASEBALL INSIDER CENTRAL REGIONAL PLAYER OF THE WEEK

Table listing College Baseball Insider Central Regional Player of the Week winners for March 9, 2010 and April 21, 2003.

COLLEGE BASEBALL FOUNDATION NATIONAL ALL-STAR LINE-UP

Table listing College Baseball Foundation National All-Star Line-Up winner for March 9, 2010.

BRAGAN COLLEGIATE SLUGGER AWARD PLAYER OF THE WEEK

Table listing Bragan Collegiate Slugger Award Player of the Week winners for April 16, 2019, April 3, 2019, and March 13, 2019.

CONFERENCE HITTERS OF THE WEEK

Table listing Conference Hitters of the Week winners for American Athletic Conference and Southwest Conference from Feb. 23, 2015 to March 10, 2014.

CONFERENCE PITCHERS OF THE WEEK

Table listing Conference Pitchers of the Week winners for American Athletic Conference and Southwest Conference from April 15, 2019 to April 5, 1988.

CONFERENCE HITTERS OF THE WEEK

Table listing Conference Hitters of the Week winners for American Athletic Conference and Southwest Conference from April 15, 2019 to April 5, 1988.

CONFERENCE PITCHERS OF THE WEEK

Table listing Conference Pitchers of the Week winners for American Athletic Conference and Southwest Conference from April 15, 2019 to March 16, 2015.

Table listing Conference Hitters of the Week winners for Conference USA from Feb. 23, 2015 to Feb. 17, 2014.

CONFERENCE USA

Table listing Conference USA Hitters of the Week winners from March 5, 2012 to Feb. 23, 1998.

CONFERENCE PITCHERS OF THE WEEK

Table listing Conference USA Pitchers of the Week winners from April 23, 1996 to April 11, 1987.

TEAM MOST VALUABLE PLAYER

Table listing Team Most Valuable Player winners from 2020 to 2011.

Table listing individual player records and achievements from 2010 to 1948.

\*Season cut short due to COVID-19 pandemic



NCAA POSTSEASON HISTORY

POSTSEASON GLORY

2 NCAA College World Series Berths  
1967, 1953

4 NCAA Regional Championships  
2014, 2003, 2002, 2000

22 NCAA Regional Berths  
2018, 2017, 2015, 2014, 2008, 2006, 2003,  
2002, 2001, 2000, 1999, 1997, 1990, 1987,  
1985, 1982, 1967, 1966, 1960, 1958, 1953,  
1951

3 NCAA College World Series  
All-Tournament Team Members  
Tom Paciorek, Ike Lucas, Ron Baker (1967)

39 NCAA Regional All-Tournament Team Members  
4 NCAA Regional Most Outstanding Players

2018

NCAA Chapel Hill Regional  
at Chapel Hill, N.C. (No. 3 Seed)

June 1	W, 9-1	Purdue
June 2	L, 3-4	North Carolina
June 3	W, 8-4	Purdue
June 3	L, 11-19	North Carolina

Record: 2-2 (Runner-Up)

All-Tournament Team: C: Kyle Lovelace, INF: Tyler Bielamowicz, DH: Joe Davis, P: Aaron Fletcher

2017

NCAA Houston Regional  
at Schroeder Park (No. 1 Seed)

June 2	L, 3-6	Iowa
June 3	W, 17-3	Baylor
June 4	W, 7-5	Iowa
June 5	L, 3-4	Texas A&M

Record: 2-2 (Runner-Up); No All-Tournament Team

2015

NCAA Houston Regional  
at Cougar Field (No. 1 Seed)

May 29	W, 6-4	Houston Baptist
May 31	L, 1-2	Louisiana-Lafayette
May 31	L, 2-3 (20)	Rice

Record: 1-2 (3rd)

All-Tournament Team: C: Ian Rice, INF: Chris Iriart, P: Kyle Dowdy, P: Seth Romero

2014

NCAA Austin Super Regional  
at Austin, Texas

June 6	L, 2-4	Texas
June 7	L, 0-4	Texas

Record: 0-2 (Runner-Up)

NCAA Baton Rouge Regional  
at Baton Rouge, La. (No. 2 Seed)

May 30	W, 3-2 (10)	Bryant
May 31	L, 1-5	LSU
June 1	W, 9-5	Southeastern La.
June 1	W, 5-4 (11)	LSU
June 2	W, 12-2	LSU

Record: 4-1 (Champions)

Most Outstanding Player: OF: Kyle Survanca  
All-Tournament Team: C: Caleb Barker, OF: Kyle Survanca, P: Jared Robinson

2008

NCAA College Station Regional  
at College Station, Texas (No. 3 Seed)

May 30	W, 5-3	Dallas Baptist
May 31	L, 4-22	Texas A&M
June 1	W, 14-11 (10)	UIC
June 1	W, 4-3	Texas A&M
June 2	L, 5-13	Texas A&M

Record: 3-2 (Runner-Up)

All-Tournament Team: C: Chris Wallace, 1B: Jimmy Cesario, 2B: Ryan Lormand, P: Jared Ray

2006

NCAA Norman Regional  
at Norman, Okla. (No. 2 Seed)

June 2	L, 1-2	Wichita State
June 3	L, 6-8	Oklahoma

Record: 0-2 (4th)

2003

NCAA Houston Super Regional  
at Houston, Texas (Reckling Park)

June 7	W, 5-2	Rice
June 8	L, 2-10	Rice
June 9	L, 2-5	Rice

Record: 1-2 (Runner-Up)

NCAA College Station Regional  
at College Station, Texas (No. 3 Seed)

May 30	L, 3-9	Alabama
May 31	W, 4-2	Oral Roberts
May 31	W, 16-8	Alabama
June 1	W, 7-6	Texas A&M
June 1	W, 7-6 (10)	Texas A&M

Record: 4-1 (Champions)

Most Outstanding Player: INF: Cole Bruce  
All-Tournament Team: INF: Cole Bruce, INF: Hyung Cho, OF: Michael Bourn, P: Ryan Wagner

2002

NCAA Austin Super Regional  
at Austin, Texas

June 7	W, 2-0	Texas
June 8	L, 2-17	Texas
June 9	L, 2-5	Texas

Record: 1-2 (Runner-Up)

NCAA Mesa Regional  
at Mesa, Ariz. (No. 1 Seed)

May 31	W, 9-0	New Mexico State
June 1	W, 8-3	Arizona State
June 2	W, 8-4	Arizona State

Record: 3-0 (Champions)

Most Outstanding Player: OF: Keith Whatley  
All-Tournament Team: INF: Brett Cooley, INF: Hyung Cho, OF: Michael Bourn, OF: Keith Whatley, P: Brad Sullivan, OF: Sam Mitchell

2001

NCAA Houston Regional  
at Houston, Texas (Reckling Park) (No. 3 Seed)

May 25	L, 1-7	Baylor
May 26	L, 6-7	Texas-Arlington

Record: 0-2 (4th)

2000

NCAA Houston Super Regional  
at Cougar Field

June 2	L, 3-5	San Jose State
June 3	W, 5-2	San Jose State
June 4	L, 2-3	San Jose State

Record: 1-2 (Runner-Up)

NCAA Houston Regional  
at Cougar Field (No. 1 Seed)

May 26	W, 7-6	Princeton
May 27	W, 5-2	Rice
May 28	L, 4-5	Rice
May 28	W, 9-5	Rice

Record: 3-1 (Champions)

Most Outstanding Player: P/DH: Shane Nance  
All-Tournament Team: SS: Aaron Melebeck, OF: Eric Lee, P/DH: Shane Nance, UTL: Kris Wilken, INF: J.P. Woodward,

1999

NCAA Houston Regional  
at Cougar Field (No. 1 Seed)

May 28	W, 6-4	Texas State
--------	--------	-------------

May 29	L, 3-5	Louisiana-Lafayette
May 29	W, 8-5	Texas
May 30	L, 8-19	Louisiana-Lafayette

Record: 2-2 (Runner-Up)

All-Tournament Team: INF: J.P. Woodward, 2B: Brandon Caraway, P: Bryan Moore

1997

NCAA South I Regional  
at Baton Rouge, La. (No. 5 Seed)

May 22	L, 6-12	South Alabama
May 23	L, 5-9	UNC Greensboro

Record: 0-2 (t-5th)

1990

NCAA South I Regional  
at Baton Rouge, La. (No. 3 Seed)

May 24	W, 4-2	Georgia Tech
May 25	L, 11-26	USC
May 26	W, 15-3	Southern Miss
May 26	L, 4-6	LSU

Record: 2-2 (t-3rd)

All-Tournament Team: C: Fred Hinojosa

1987

NCAA Central Regional  
at Austin, Texas

May 21	W, 10-5	Indiana State
May 22	W, 8-4	Sam Houston State
May 23	L, 3-15	Texas
May 23	W, 4-0	Sam Houston State
May 24	L, 4-13	Texas

Record: 3-2 (Runner-Up)

All-Tournament Team: C: Fred Hinojosa, P: Jody Supak

1985

NCAA Central Regional  
at Austin, Texas

May 23	W, 11-4	LSU
May 24	L, 2-9	Texas
May 25	L, 9-10	Lamar

Record: 1-2 (t-5th)

1982

NCAA West II Regional  
at Tempe, Ariz.

May 28	L, 3-7	Cal State Fullerton
May 29	W, 13-3	San Diego State
May 30	L, 5-9	Arizona State

Record: 1-2 (t-5th)

All-Tournament Team: INF: Corky Swindell, OF: Mark Lavespere, P: Rayner Noble

1967

NCAA College World Series  
at Omaha, Neb.

June 12	L, 1-12	Stanford
June 13	W, 7-2	Ohio State
June 14	W, 3-2	Boston College
June 16	W, 3-0	Arizona State
June 18	L, 2-11	Arizona State

Record: 3-2 (National Runner-Up)

All-Tournament Team: OF: Tom Paciorek, INF: Ron Baker, OF: Ike Lucas

NCAA District 6 Playoffs  
at Austin, Texas and Houston

May 16	W, 11-8	Texas (at Houston)
May 18	L, 1-5	Texas (at Austin)
May 19	W, 4-3	Texas (at Austin)

Record: 2-1 (Champions)

1966

NCAA District 6 Playoffs  
at Houston, Texas

May 18	T, 4-4	Texas
May 19	W, 5-4	Texas
May 21	L, 3-9	Texas
May 21	L, 5-8	Texas

Record: 1-2-1

1960

NCAA Tucson Regional  
at Tucson, Ariz.

June 2	L, 3-4	Arizona
June 3	L, 4-6	Arizona

Record: 0-2

NCAA District 5 Playoffs  
at Austin, Texas

May 31	W, 4-2	Texas
--------	--------	-------

Record: 1-0 (Champions)

1958

NCAA District 5 Playoffs

May 30	L, 2-3	Texas
--------	--------	-------

Record: 0-1

1953

NCAA College World Series  
at Omaha, Neb.

June 11	L, 1-4	Boston College
June 12	L, 6-7	Stanford

Record: 0-2 (t-7th)

NCAA District 5 Playoffs

May 26	L, 4-7	Oklahoma
May 27	W, 8-7	Oklahoma
May 27	W, 5-3	Oklahoma

Record: 2-1 (Champions)

1951

NCAA District Playoffs  
at Norman, Okla.

L, 2-5	Oklahoma
L, 5-6	Oklahoma

Record: 0-2

SERIES RECORDS IN NCAA POSTSEASON

OPPONENT	W-L	PCT.
Alabama	1-1	.500
Arizona	0-2	.000
Arizona State	2-1	.667
Baylor	1-1	.500
Bryant	1-0	1.000
Cal State Fullerton	0-1	.000
Dallas Baptist	1-0	1.000
Georgia Tech	1-0	1.000
Houston Baptist	1-0	1.000
Indiana State	1-0	1.000
Iowa	1-1	.500
Lamar	0-1	.000
Louisiana-Lafayette	0-3	.000
LSU	3-2	.600
New Mexico State	1-0	1.000
North Carolina	0-2	.000
Oklahoma	2-4	.333
Oral Roberts	1-0	1.000
Princeton	1-0	1.000
Purdue	2-0	1.000
Rice	2-2	.500
Sam Houston State	2-0	1.000
San Diego State	1-0	1.000
South Alabama	0-1	.000
UNC Greensboro	0-1	.000
USC	0-1	.000
Southeastern Louisiana	1-0	1.000
Southern Miss	1-0	1.000
Texas	5-9-1	.367
Texas A&M	3-3	.500
Texas State	1-0	1.000
UIC	1-0	1.000
UT Arlington	0-1	.000
Wichita State	0-1	.000
NCAA REGIONAL TOTALS	37-36-1	.507
NCAA SUPER REGIONAL TOTALS	3-8	.273
NCAA COLLEGE WORLD SERIES TOTALS	3-4	.429
NCAA POSTSEASON TOTALS	43-48-1	.473



### SERIES RECORDS IN CONFERENCE TOURNAMENTS

Opponent	W-L	Pct.	Stk.
Arkansas (SWC)	3-6	.333	W1
Baylor (SWC)	1-2	.333	W1
Bradley (MVC)	3-2	.600	L2
Charlotte (C-USA)	2-2	.500	W1
Cincinnati (C-USA/AAC)	3-0	1.000	W3
East Carolina (C-USA/AAC)	10-6	.625	L2
Louisville (C-USA, AAC)	2-1	.667	W1
Marshall (C-USA)	4-0	1.000	W4
Memphis (C-USA/AAC)	4-1	.800	W3
Rice (SWC, C-USA)	2-5	.286	L5
Saint Louis (C-USA)	4-0	1.000	W4
Southern Miss (C-USA)	2-6	.250	L2
TCU (C-USA)	1-2	.333	L2
Temple (AAC)	1-0	1.000	W1
Texas (SWC)	0-7	.000	L7
Texas A&M (SWC)	4-2	.667	L2
Texas Tech (SWC)	0-1	.000	L1
Tulane (C-USA)	5-5	.500	W1
UAB (C-USA)	5-3	.625	W1
UCF (C-USA, AAC)	2-1	.667	W2
UConn (AAC)	2-3	.400	L1
USF (C-USA/AAC)	5-0	1.000	W5
American Totals	13-5	.722	L2
C-USA Totals	32-22	.593	W1
SWC Totals	10-18	.357	L3
MVC Totals	3-2	.600	L2
Overall Totals	65-55	.541	L3

#### 2019

##### American Baseball Championship at Clearwater, Fla. (No. 5 Seed)

May 21	L, 3-4	UConn
May 22	L, 2-13	ECU

Record: 0-2

#### 2018

##### American Baseball Championship at Clearwater, Fla. (No. 1 Seed)

May 22	L, 6-11	Tulane
May 23	W, 6-2	UCF
May 24	W, 18-7 (7)	Tulane
May 24	W, 5-3	ECU
May 25	L, 1-12 (7)	ECU

Record: 3-2

All-Tournament Team: **DH:** Joe Davis

#### 2017

##### American Baseball Championship at Clearwater, Fla. (No. 2 Seed)

May 23	W, 6-5	Memphis
May 25	W, 7-6	UConn
May 27	W, 13-3	UConn
May 28	W, 6-0	ECU

Record: 4-0 (Champions)

**Most Outstanding Player:** INF: Jake Scheiner  
**All-Tournament Team:** INF: Jake Scheiner, **OF:** Corey Julks, **OF:** Tyler Bielamowicz, **P:** Trey Cumbie, **P:** John King

#### 2016

##### American Baseball Championship at Clearwater, Fla. (No. 5 Seed)

May 24	W, 9-1	Cincinnati
May 26	W, 5-3	#11 Tulane
May 28	W, 6-2	#11 Tulane
May 29	L, 2-7	UConn

Record: 3-1 (Runner-Up)

**All-Tournament Team:** **OF:** Connor Wong, **OF:** Zac Taylor, **DH:** Joe Davis, **P:** Nick Hernandez

#### 2015

##### American Baseball Championship at Clearwater, Fla. (No. 1 Seed)

May 19	W, 8-4	Cincinnati
May 21	W, 7-3	USF
May 23	W, 17-3	Memphis
May 24	L, 1-9	ECU

Record: 3-1 (Runner-Up)

**All-Tournament Team:** INF: Connor Wong, **OF:** Corey Julks, **C:** Ian Rice, **P:** Andrew Lantrip

#### 2014

##### American Baseball Championship at Clearwater, Fla. (No. 3 Seed)

May 21	W, 3-0	Temple
May 22	L, 2-7	UConn
May 23	W, 13-8	Tulane
May 25	W, 10-4	Louisville

Record: 3-1 (Champions)

**Most Outstanding Player:** INF: Josh Vidales  
**All-Tournament Team:** INF: Josh Vidales, Casey Grayson, **OF:** Kyle Survance, **P:** Andrew Lantrip

#### 2013

##### Conference USA Championship at Houston, Texas (Reckling Park) (No. 6 Seed)

May 23	W, 9-4	ECU
May 24	L, 2-4	Southern Miss
May 25	L, 2-3	Tulane

Record: 1-2

**All-Tournament Team:** INF: Justin Montemayor

#### 2012

##### Conference USA Championship at Pearl, Miss. (No. 8 Seed)

May 23	L, 5-7	Rice
May 24	L, 7-8 (10)	Southern Miss
May 25	W, 7-3	Memphis

Record: 1-2

**All-Tournament Team:** **OF:** Landon Appling

#### 2011

##### Conference USA Championship at Pearl, Miss. (No. 6 Seed)

May 25	W, 8-5	ECU
May 26	W, 7-6	Southern Miss
May 27	L, 1-7	Tulane
May 28	L, 3-4	Rice

Record: 2-2 (Runner-up)

**All-Tournament Team:** **P:** Jared Ray, **INF:** Ryan Still, **OF:** Landon Appling, **OF:** Caleb Ramsey

#### 2010

##### Conference USA Championship at Houston (Cougar Field) (No. 5 Seed)

May 26	W, 11-7	Marshall
May 27	L, 3-24	Rice
May 28	L, 6-10	Southern Miss

Record: 1-2

#### 2009

##### Conference USA Championship at Hattiesburg, Miss. (No. 4 Seed)

May 20	L, 3-8	UAB
May 21	W, 4-1	Marshall
May 22	W, 4-1	UAB
May 22	L, 2-7	Rice

Record: 2-2

#### 2008

##### Conference USA Championship at New Orleans, La. (No. 4 Seed)

May 21	W, 5-4	ECU
May 23	L, 4-5	UAB
May 23	W, 2-1	ECU
May 24	W, 10-5	UAB
May 24	W, 3-1	UAB
May 25	W, 3-2	Marshall

Record: 5-1 (Champions)

**Most Outstanding Player:** INF: Bryan Pounds  
**All-Tournament Team:** INF: Bryan Pounds, **INF:** Jimmy Cesario, **OF:** Zak Presley, **P:** Jared Ray

#### 2007

##### Conference USA Tournament at Greenville, N.C. (No. 4 Seed)

May 23	L, 4-12	Memphis
May 24	L, 0-1	UCF

Record: 0-2

#### 2006

##### Conference USA Tournament at Houston (Reckling Park) (No. 2 Seed)

May 24	W, 9-1	Marshall
May 25	W, 7-1	ECU
May 27	W, 6-0	Tulane
May 28	L, 5-11	Rice

Record: 3-1 (Runner-Up)

**All-Tournament Team:** **P:** Luis Flores, **INF:** Isa Garcia, **OF:** Jake Stewart, **DH:** Brad Lincoln

#### 2005

##### Conference USA Tournament at Hattiesburg, Miss. (No. 5 Seed)

May 25	L, 5-6	ECU
May 26	W, 7-5	UAB
May 27	W, 6-4	ECU
May 28	L, 1-10	Tulane

Record: 2-2 (t-3rd)

**All-Tournament Team:** INF: Dustin Kingsbury

#### 2004

##### Conference USA Tournament at Cougar Field (No. 4 Seed)

May 24	W, 9-5	TCU
May 25	W, 6-5	ECU
May 27	L, 3-8	TCU
May 27	L, 4-5	TCU

Record: 2-2 (t-3rd)

**All-Tournament Team:** **DH:** Kevin Roberts

#### 2003

##### Conference USA Tournament at New Orleans, La. (No. 4 Seed)

May 21	W, 2-1	ECU
May 22	L, 2-7	Southern Miss
May 23	L, 0-5	ECU

Record: 1-2 (t-5th)

#### 2002

##### Conference USA Tournament at Kinston, N.C. (No. 1 Seed)

May 21	W, 5-0	Saint Louis
May 23	W, 7-1	Southern Miss
May 25	W, 7-2	Tulane
May 26	L, 0-4	ECU

Record: 3-1 (Runner-Up)

**All-Tournament Team:** **OF:** Michael Bourn, **C:** Chris Snyder

#### 2001

##### Conference USA Tournament at New Orleans, La. (No. 2 Seed)

May 16	L, 2-6	Southern Miss
May 17	L, 5-6	Louisville

Record: 0-2

#### 2000

##### Conference USA Tournament at St. Petersburg, Fla. (No. 1 Seed)

May 17	W, 4-3	Louisville
May 18	L, 1-6	Charlotte
May 19	W, 19-6	USF
May 20	W, 3-0	Charlotte
May 20	W, 14-2	Charlotte
May 21	W, 7-4	Cincinnati

Record: 5-1 (Champions)

**Most Outstanding Player:** C: Jarrod Bitter  
**All-Tournament Team:** C: Jarrod Bitter, **INF:** Sean Allen, **OF:** Brandon Caraway, **P:** Shane Nance

#### 1999

##### Conference USA Tournament at Millington, Tenn. (No. 1 Seed)

May 19	W, 14-4	Saint Louis
May 20	W, 14-3	USF
May 22	W, 3-0	Saint Louis
May 23	L, 9-12	Tulane

Record: 3-1 (Runner-Up)

**All-Tournament Team:** C: Jarrod Bitter, **INF:** Brandon Caraway, **P:** Bryan Moore, Shane Nance

#### 1998

##### Conference USA Tournament at New Orleans, La. (No. 2 Seed)

May 13	W, 3-2	Memphis
May 14	L, 5-6	Charlotte
May 15	L, 5-6	Southern Miss

Record: 1-2

**All-Tournament Team:** **OF:** Brandon Caraway, **OF:** Eric Lee

#### 1997

##### Conference USA Tournament at New Orleans, La. (No. 2 Seed)

May 14	W, 13-4	Saint Louis
May 15	W, 2-0	USF
May 17	L, 5-6	UAB
May 17	W, 10-8	UAB
May 18	W, 22-7	Charlotte

Record: 4-1 (Champions)

**Most Outstanding Player:** C: Scottie Scott  
**All-Tournament Team:** C: Scottie Scott, **DH:** Jason Schreiber, **INF:** Shaun Skrehot, **OF:** Goeffrey Tomlinson

#### 1996

##### SWC Tournament at Lubbock, Texas

May 15	L, 5-11	Texas Tech
May 16	L, 10-12	Texas A&M

Record: 0-2

#### 1990

##### SWC Tournament at Austin, Texas

May 17	L, 1-9	Texas
May 18	W, 11-0	Rice
May 19	W, 7-1	Arkansas
May 19	L, 4-6	Texas

Record: 2-2

**Most Outstanding Player:** INF: Ricky Torres  
**All-Tournament Team:** INF: Ricky Torres, **INF:** Scott Sheldon **DH:** Keith Darter, **C:** Fred Hinojosa, **P:** Ben Weber

#### 1989

##### SWC Tournament at College Station, Texas

May 18	L, 3-15	Texas A&M
May 19	L, 4-5	Arkansas

Record: 0-2

#### 1987

##### SWC Tournament at Austin, Texas

May 15	L, 3-4	Texas
May 16	W, 11-7	Texas A&M
May 17	L, 9-14	Arkansas

Record: 1-2

**Most Outstanding Player:** P: Larry Coker  
**All-Tournament Team:** P: Larry Coker, **OF:** Lonnie Walker

#### 1985

##### SWC Tournament at Fayetteville, Ark.

May 17	L, 0-5	Texas
May 18	W, 5-4	Baylor
May 19	L, 6-14	Texas

Record: 1-2

#### 1983

##### SWC Tournament at Austin, Texas

May 13	L, 3-4	Arkansas
May 14	W, 4-2	Rice
May 15	L, 7-9	Arkansas

Record: 1-2

**All-Tournament Team:** **OF:** Steve Seberger, **2B:** Corky Swindell



## 1982

SWC Tournament  
at College Station, Texas

May 14	L, 6-9	Arkansas
May 15	W, 13-6	Texas A&M
May 16	W, 9-8	Arkansas
May 16	L, 5-10	Texas

Record: 2-2

Most Outstanding Player: DH: Dale Oliver

All-Tournament Team: DH: Dale Oliver, OF: Wes Gregersen, INF: Jeff Jacobson

## 1981

SWC Tournament  
at Austin, Texas

May 15	W, 7-2	Arkansas
May 17	L, 3-9	Texas
May 17	L, 3-9	Arkansas

Record: 1-2

All-Tournament Team: 1B: Chuck Shirley, OF: Rusty Snyder

## 1978

SWC Tournament  
at Austin, Texas

May 12	W, 8-6	Texas A&M
May 12	L, 4-8	Baylor
May 13	W, 17-10	Texas A&M
May 14	L, 3-11	Baylor

Record: 2-2

All-Tournament Team: DH: Terry Byrum, 1B: Bobby Hollas, OF: Donny Randell

## 1959

## MVC Playoffs

	W, 2-1	Bradley
	L, 8-10	Bradley
	L, 0-6	Bradley

Record: 1-2

## 1951

MVC Championships  
at Tulsa, Okla.

	W, 9-2	Bradley
	W, 11-2	Bradley

Record: 2-0 (Champions)

## POSTSEASON GLORY

## 6 Conference Tournament Titles

2017, 2014, 2008, 2000, 1997, 1951

12 Conference Tournament Championship Game  
Appearances2017, 2016, 2015, 2014, 2011, 2008, 2006, 2002, 2000,  
1999, 1997, 1951

## 34 Conference Tournament Berths

2019, 2018, 2017, 2016, 2015, 2014, 2013, 2012, 2011,  
2010, 2009, 2008, 2007, 2006, 2005, 2004, 2003, 2002,  
2001, 2000, 1999, 1998, 1997, 1996, 1990, 1989, 1987,  
1985, 1983, 1982, 1981, 1978, 1959, 1951

## 67 Conference All-Tournament Team Members

## 8 Conference Tournament Most Outstanding Players



REGULAR-SEASON TOURNAMENT HISTORY

REGULAR-SEASON TOURNAMENTS

Tournament Name	W	L	Pct.	Last Time
Aztec Invitational at PETCO Park	0	1	.000	2004
Battle at the Beach	1	2	.333	2003
Cirtus/Texas-Pan American	2	3	.400	1985
Cougar Classic	2	1	.667	1994
Dodgertown Classic	2	1	.667	2014
Houston College Classic	20	34	.370	2019
Hilton Plaza/Adams' Mark/Marriott				
West Loop/Houston Invitational	7	5	.583	2000
Kia Bash	3	0	1.000	2002
Kleberg Bank College Classic	2	1	.667	2017
Lone Star Classic	1	1	.500	2002
Louisiana Classics	4	5	.444	1993
Moores' Cup	2	4	.333	2001
Olive Garden Classic	1	3	.250	1990
Round Rock Classic	1	2	.333	2020
South Alabama Diamond Club Classic	1	1	.500	1989
Southwest Diamond Classic	2	1	.667	2007
SWC First Pitch Tournament	1	7	.125	1996
Winn-Dixie Showdown	2	1	.667	1995
<b>Totals</b>	<b>54</b>	<b>73</b>	<b>.425</b>	

2020 (1-2)

Round Rock Classic

Dell Diamond • Round Rock, Texas

Feb. 21	W, 11-4	#25 Stanford
Feb. 22	L, 4-8	Tennessee
Feb. 23	L, 2-3 (10)	#1 Texas Tech

All-Tournament Team: INF: Ryan Hernandez, OF: Blake Way

2019 (0-3)

Shriners Hospitals for Children College Classic  
Minute Maid Park • Houston, Texas

March 1	L, 6-10	#16 TCU
March 2	L, 4-9	Texas State
March 3	L, 2-3	#23 Texas A&M

All-Tournament Team: P: Rey Fuentes III

2018 (0-3)

Shriners Hospitals for Children College Classic  
Minute Maid Park • Houston, Texas

March 2	L, 2-14 (7)	#6 Kentucky
March 3	L, 2-3 (12)	#21 Mississippi State
March 4	L, 4-9	#5 Vanderbilt

All-Tournament Team: P: Aaron Fletcher

2017 (2-1)

Kleberg Bank College Classic

Whataburger Field • Corpus Christi, Texas

Feb. 24	L, 2-4	Missouri
Feb. 25	W, 11-5	Illinois
Feb. 26	W, 4-2	Texas A&M-Corpus Christi

All-Tournament Team: INF: Jake Scheiner, INF: Jared Triolo, P: John King, P: Seth Romero

2016 (0-3)

Shriners Hospitals for Children College Classic  
Minute Maid Park • Houston, Texas

Feb. 26	L, 2-3	#23 Texas Tech
Feb. 27	L, 3-12	#18 Arkansas
Feb. 28	L, 1-10	#13 TCU

All-Tournament Team: INF: Joe Davis

2015 (1-2)

Houston College Classic

Minute Maid Park • Houston, Texas

March 6	L, 2-4	#2 LSU
March 7	L, 0-6	#11 Texas A&M
March 8	W, 8-6	Hawaii

All-Tournament Team: INF Josh Vidales, Chris Iriart

2014 (3-3)

Houston College Classic (1-2)

Minute Maid Park • Houston, Texas

Feb. 28	W, 9-0	#26 Texas Tech
March 1	L, 2-3	#15 Texas
March 2	L, 1-2	#12 TCU

Most Outstanding Player: P: Aaron Garza  
All-Tournament Team: P: Aaron Garza, INF: Casey Grayson, DH: Jacob Lueneburg, OF: Kyle Survrance

Dodgertown Classic (2-1)

Los Angeles, Calif.

March 7	W, 6-1	at USC
March 8	W, 4-3	at #9 UCLA
March 9	L, 0-3	at Pepperdine

2013 (2-1)

Houston College Classic (2-1)

Minute Maid Park • Houston, Texas

March 1	W, 7-4	#30 Texas A&M
March 2	W, 4-1	Baylor
March 3	L, 4-10	Cal

All-Tournament Team: INF: Josh Vidales, DH: Kyle Kirk, C: Caleb Barker

2012 (2-1)

Houston College Classic (2-1)

Minute Maid Park • Houston, Texas

March 2	W, 7-4	Tennessee
March 3	W, 4-1	#4 Arkansas
March 4	L, 4-10	#24 Texas Tech

All-Tournament Team: DH: Cory Kay, P: Jared Ray

2011 (1-2)

Houston College Classic (1-2)

Minute Maid Park • Houston, Texas

March 4	L, 2-5	Baylor
March 5	W, 8-5	Kentucky
March 6	L, 4-11	Texas A&M

All-Tournament Team: C: John Cannon, INF: Jake Runte

2010 (3-0)

Houston College Classic

Minute Maid Park • Houston, Texas

March 5	W, 3-0	Missouri
March 6	W, 1-0	No. 3 Texas
March 7	W, 15-8	Texas Tech

All-Tournament Team: P: Michael Goodnight, INF: Blake Kelso, DH: M.P. Cokinos

2009 (0-3)

Houston College Classic

Minute Maid Park • Houston, Texas

Feb. 27	L, 3-2	#6 Baylor
Feb. 28	L, 13-7	#5 UC Irvine
March 1	L, 5-3	#1 Texas A&M

2008 (1-2)

Houston College Classic

Minute Maid Park • Houston, Texas

Feb. 29	W, 5-4	Texas Tech
March 1	L, 5-8	Oklahoma
March 2	L, 7-8	#3 Texas

All-Tournament Team: P: Wes Musick, INF: Bryan Pounds, OF: Jake Stewart

2007 (3-3)

Houston College Classic (1-2)

Minute Maid Park • Houston, Texas

Feb. 9	W, 4-2	#20 Baylor
Feb. 10	L, 2-3	Texas A&M
Feb. 11	L, 1-11	#6 Arizona State

All-Tournament Team: P: Aaron Brown, DH: Jimmy Cesario

Southwest Diamond Classic (2-1)

Co-Champions

Dr. Pepper Ballpark • Frisco, Texas

Feb. 22	W, 12-10	UTSA
Feb. 23	L, 5-7	Dallas Baptist
Feb. 24	W, 8-3	Texas-Arlington

All-Tournament Team: OF: Felix Fanaselle, INF: Ryan Lormand

2006 (1-2)

Houston College Classic

Minute Maid Park • Houston, Texas

Feb. 12	L, 1-3	#1 Texas
Feb. 11	L, 4-6	#19 TCU
Feb. 13	W, 5-1	Texas Tech

Most Outstanding Player: UTL: Brad Lincoln  
All-Tournament Team: UTL: Brad Lincoln

2005 (1-2)

Houston College Classic

Minute Maid Park • Houston, Texas

Feb. 11	L, 6-8	#10 Baylor
Feb. 12	L, 2-3	#23 Oklahoma State
Feb. 13	W, 6-1	#9 Texas A&M

All-Tournament Team: UTL: Matt Farrington, UTL: Brad Lincoln

2004 (2-4)

Houston College Classic (1-2)

Minute Maid Park • Houston, Texas

Feb. 13	W, 12-4	Kansas State
Feb. 14	L, 7-12 (11)	Texas Tech
Feb. 15	L, 5-6	#4 Texas

All-Tournament Team: INF/P: Brett Cooley, OF: Travis Tully, INF: Stuart Musslewhite

Aztec Invitational (1-2)

PETCO Park • San Diego, Calif.

March 11	L, 0-4	at San Diego State
March 13	L, 6-11	San Diego
March 14	W, 7-6	UCLA

2003 (2-4)

Battle at the Beach (1-2)

Eddy D. Field Stadium • Malibu, Calif.

Feb. 7	L, 2-4 (12)	UC Santa Barbara
Feb. 8	W, 2-0	at #43 Pepperdine
Feb. 9	L, 1-4	#47 Washington

Houston College Classic (1-2)

Minute Maid Park • Houston, Texas

Feb. 14	L, 4-14	#10 Baylor
Feb. 15	W, 7-2	Alabama
Feb. 16	L, 2-4	Texas A&M

All-Tournament Team: INF/P: Brett Cooley, P: Danny Zell

2002 (6-2)

Houston College Classic (2-1)

Astros Field • Houston, Texas

Feb. 8	W, 3-2	#16 Baylor
Feb. 9	L, 6-7	#9 Texas
Feb. 10	W, 2-1	#30 Texas A&M

All-Tournament Team: C: Chris Snyder, P/OF: Keith Whatley

Lone Star Classic (1-1)

Dell Diamond • Round Rock, Texas

Feb. 15	W, 3-0	#25 Texas Tech
Feb. 16	L, 3-4	at Texas State

Kia Bash (3-0)

Champions

March 1	W, 7-3	at #8 Cal State Fullerton
March 2	W, 9-4	#17 USC
March 3	W, 8-6	#6 Miami (Fla.)

Most Outstanding Player: INF: Stuart Musslewhite

Most Outstanding Pitcher: P: Nathan Mitchell

2001 (3-3)

Houston College Classic (2-1)

Enron Field • Houston, Texas

Feb. 2	L, 7-16	Baylor
Feb. 3	W, 3-2	Texas
Feb. 4	W, 11-5	Texas Tech

Moores' Cup (1-2)

Tony Gwynn Stadium • San Diego, Calif.

Feb. 9	L, 2-3	at San Diego State
Feb. 10	W, 13-7	at San Diego State
Feb. 11	L, 4-5	at San Diego State

2000 (2-1)

Houston Hilton Plaza Invitational

Cougar Field • Houston, Texas

Feb. 18	W, 9-0	Oral Roberts
Feb. 19	L, 1-3	Oklahoma
Feb. 20	W, 7-4	Sam Houston State

1999 (2-2)

Adams' Mark/Houston Invitational (1-2)

Cougar Field • Houston, Texas

Feb. 19	L, 1-6	Oklahoma
Feb. 20	W, 4-3 (10)	Vanderbilt
Feb. 21	L, 2-8 (22)	#21 Baylor

Moores' Cup (1-0)

Cougar Field • Houston, Texas

Feb. 27	W, 15-5	San Diego State
---------	---------	-----------------

1998 (2-3)

Moores' Cup (0-2)

Tony Gwynn Stadium • San Diego Calif.

Feb. 7	L, 5-17	Washington
Feb. 7	L, 3-10	at San Diego State

Marriott West Loop Invitational (2-1)

Cougar Field • Houston

Feb. 20	L, 4-5	Oklahoma
Feb. 21	W, 9-2	Kansas
Feb. 22	W, 9-4	UCF

1997 (2-1)

Marriott West Loop Invitational

Cougar Field • Houston

Feb. 21	W, 5-4	Oklahoma
Feb. 22	W, 15-6	UCF
Feb. 23	L, 1-2	Texas State

1996 (1-3)

SWC First Pitch Tournament

Cougar Field & Cameron Field • Houston, Texas

March 14	L, 3-9	Rice
March 15	L, 5-14	Texas Tech
March 16	W, 7-5	Baylor
March 17	L, 7-22	Texas

^ - Played at Cameron Field

1995 (2-5)

Winn-Dixie Showdown (2-1)

Louisiana Superdome • New Orleans, La.

Feb. 17	L, 2-8	New Orleans
Feb. 18	W, 4-3	LSU
Feb. 19	W, 7-6	Tulane



**1994 (2-1)**

Cougar Classic

Cougar Field • Houston Texas

March 11 **L, 2-5** Creighton

March 13 **W, 11-3** Indiana State

March 13 **W, 10-3** Chicago State

All-Tournament Team: INF: Brad Towns, INF: J.J. Matzke, INF: Kyle Riggsby, OF: Carlos Perez

**1993 (0-3)**

Louisiana Classics

M.L. "Tigue" Moore Field • Lafayette, La.

March 5 L, 9-28 Oklahoma State

March 6 L, 2-6 Mississippi

March 7 L, 5-7 at UL Lafayette

All-Tournament Team: OF: Shane Buteaux, INF: Ricky Freeman

**1990 (1-3)**

Olive Garden Classic

Osceola County Stadium • Kissimmee, Fla.

Feb. 17 L, 0-3 Long Beach State

Feb. 17 W, 4-3 UCF

Feb. 18 L, 3-10 Illinois

Feb. 18 L, 5-12 UCF

**1989 (3-2)**

Louisiana Classics (2-1)

M.L. "Tigue" Moore Field • Lafayette, La.

March 3 W, 6-4 Ohio State

March 4 L, 2-6 USC

March 4 W, 2-0 at UL Lafayette

USA Diamond Club Classic (1-1)

Eddie Stanky Field • Mobile, Ala.

April 4 L, 2-4 Auburn

April 5 W, 8-4 Alabama

**1986 (2-1)**

Louisiana Classics

M.L. "Tigue" Moore Field • Lafayette, La.

Feb. 21 W, 8-6 at UL Lafayette

Feb. 22 W, 20-3 Texas-Pan American

Feb. 23 L, 2-3 Tulane

**1985 (0-1)**

Texas-Pan American Tournament

Jody Ramsey Stadium • Edinburg, Texas

March 14 L, 0-7 #4 Oklahoma

**1979 (2-2)**

Citrus Tournament

Jody Ramsey Stadium • Edinburg, Texas

March 12 W, 6-1 Texas-Pan American

March 13 W, 9-4 Arkansas State

March 14 L, 2-5 Texas-Pan American

March 15 L, 2-3 Northern Illinois

Games in **BOLD** Played at Cougar Field

**YEAR-BY-YEAR REGULAR-SEASON TOURNAMENTS HISTORY**

Year	Tournaments	W	L	Pct.
2020	1	1	2	.333
2019	1	0	3	.000
2018	1	0	3	.000
2017	1	2	1	.667
2016	1	0	3	.000
2015	1	1	2	.333
2014	2	3	3	.500
2013	1	2	1	.667
2012	1	2	1	.667
2011	1	1	2	.333
2010	1	3	0	1.000
2009	1	0	3	.000
2008	1	1	2	.333
2007	2	3	3	.500
2006	1	1	2	.333
2005	1	1	2	.333
2004	2	2	4	.333
2003	2	2	4	.333
2002	3	6	2	.750
2001	2	3	3	.500
2000	1	2	1	.667
1999	2	2	2	.500
1998	2	2	3	.400
1997	1	2	1	.667
1996	1	1	3	.250
1995	2	2	5	.286
1994	1	2	1	.667
1993	1	0	3	.000
1992	0	0	0	.000
1991	0	0	0	.000
1990	1	0	3	.000
1989	2	3	2	.600
1988	0	0	0	.000
1987	0	0	0	.000
1986	1	2	1	.667
1985	1	0	1	.000
1984	0	0	0	.000
1983	0	0	0	.000
1982	0	0	0	.000
1981	0	0	0	.000
1980	0	0	0	.000
1979	1	2	2	.500
<b>Totals</b>	<b>44</b>	<b>54</b>	<b>74</b>	<b>.421</b>



## CLASS RECORDS

### SENIOR

#### HITTING


Batting Average:	.435 (57-for-131), Tom Paciorek (1967)
Home Runs:	18, Joe Davis (2019)
RBI:	61, Tyson Schweitzer (2000)
Runs:	80, Dustin Carr (1997)
Doubles:	32, Dustin Carr (1997)
Triples:	8, Phil Lewis (1993)
Stolen Bases:	36, Trey Williams (1969)
Walks:	57, John Altobelli (1985)



DUSTIN CARR

#### PITCHING

Innings Pitched:	113.2, Austin Pruitt (2013)
Wins:	13, Jody Supak (1987)
Strikeouts:	88, Bob Peters (1962)
ERA:	1.17 (9 ER-69.0 IP), Tyler Ford (2014), 1.17 (6 ER-46.1 IP), Chase Wellbrock (2014)
Saves:	12, Chase Wellbrock (2014)
Strikeouts per 9 Innings:	9.6 (80 K, 75.0 IP), Johnny Hatcher (1973)



JODY SUPAK


#### FIELDING

Total Chances:	634, J.P. Woodward (2000)
Putouts:	598, J.P. Woodward (2000)
Assists:	215, Aaron Melebeck (2000)

### JUNIOR

#### HITTING

Batting Average:	.427 (106-for-248), Goefrey Tomlinson (1997)
Home Runs:	23, Pat Hewes (1986)
RBI:	71, Chris Snyder (2002)
Runs:	74, Goefrey Tomlinson (1997)
Doubles:	29, Goefrey Tomlinson (1997)
Triples:	8, Frankie Ratcliff (2013)
Stolen Bases:	33, Shaun Skrehot (1997)
Walks:	47, Chris Snyder (2002)



GOEFREY TOMLINSON

#### PITCHING

Innings Pitched:	138.1, Kyle Crowell (2000)
Wins:	13, Kyle Crowell (2000)
Strikeouts:	154, Brad Sullivan (2003)
ERA:	1.39 (11 ER, 71.1 IP), Bob Peters (1960)
Saves:	12, Justin Vaclavik (2005)
Strikeouts per 9 Innings:	15.87 (85 K, 48.2 IP), Seth Romero (2017)



KYLE CROWELL

#### FIELDING

Total Chances:	575, Chris Snyder (2002)
Putouts:	543, Chris Iriart (2015)
Assists:	217, Connor Hollis (2017)

### SOPHOMORE

#### HITTING

Batting Average:	.422 (84-for-199), Corky Swindell (1983)
Home Runs:	13, Chris Snyder (2001)
RBI:	61, Jarrod Bitter (2000)
Runs:	74, Brandon Caraway (1998)
Doubles:	19, Stuart Musslewhite (2003), 19, Fred Hinojosa (1988)
Triples:	5, Bill McLain (1970)
Stolen Bases:	32, Michael Bourn (2002)
Walks:	47, Lael Lockhart Jr. (2018)



CHRIS SNYDER

#### PITCHING

Innings Pitched:	132.2, Mike Walker (1985)
Wins:	13, Brad Sullivan (2002)
Strikeouts:	157, Brad Sullivan (2002)
ERA:	1.15 (10 ER, 78.0 IP), Tom Wenmoth (1964)
Saves:	15, Ryan Wagner (2003)
Strikeouts per 9 Innings:	16.8 (148 K, 79.1 IP), Ryan Wagner (2003)



BRAD SULLIVAN


#### FIELDING

Total Chances:	493, Chris Snyder (2001)
Putouts:	431, Chris Snyder (2001)
Assists:	203, Stuart Musslewhite (2003)

### FRESHMAN

#### HITTING

Batting Average:	.397 (46-for-116), J.J. Matzke (1993)
Home Runs:	14, Joe Davis (2016)
RBI:	58, Joe Davis (2016)
Runs:	55, Michael Bourn (2001)
Doubles:	17, Joe Davis (2016) & Matt Farrington (2003)
Triples:	4, Connor Wong (2015), 4, Phil Lewis (1990), 4, Derrick Dietrich (1990)
Stolen Bases:	35, Michael Bourn (2001)
Walks:	50, Michael Bourn (2001)



MICHAEL BOURN

#### PITCHING

Innings Pitched:	103.1, Shane Nance (1997)
Wins:	8, Chase Dempsay (2008)
Strikeouts:	106, Shane Nance (1997)
ERA:	1.29 (56.0 IP, 8 ER), Trey Cumbie (2016)
Saves:	11, Chase Dempsay (2008)
Strikeouts per 9 Innings:	9.6 (92 K, 83.1 IP), Seth Romero (2015)



SHANE NANCE

#### FIELDING

Total Chances:	575, Justin Montemayor (2013)
Putouts:	536, Justin Montemayor (2013)
Assists:	195, Connor Wong (2015)



## INDIVIDUAL RECORDS

### Games Played

<b>Season:</b>	67, Stuart Musslewhite (2003), Scott Sheldon (1990), Keith Darter (1990)
<b>Career:</b>	246, Brandon Caraway (1997-00)

### Consecutive Games Played

<b>Season:</b>	189, Kris Wilken (2/7/98-6/4/00)
----------------	----------------------------------

### HITTING

#### Batting Average

<b>Season:</b>	.435, Tom Paciorek (1967)
<b>Career:</b>	.375, Corky Swindell (1982-83)

#### Home Runs

<b>Game:</b>	3, Connor Wong, vs. Tulane (4/23/17), Jake Scheiner, vs. Alabama State (3/19/17), Austin Gracey, vs. UTSA (4/13/10), Jake Stewart, at UAB (4/18/08), J.P. Woodward, vs. Louisville (3/20/99), Mark Grimes, vs. Trinity (4/23/85)
<b>Season:</b>	23, Pat Hewes (1986)
<b>Career:</b>	53, Joe Davis (2016-19)

#### Runs Batted In

<b>Game:</b>	9, Bobby Hollas, vs. Northwestern State (3/6/79)
<b>Season:</b>	71, Chris Snyder (2002)
<b>Career:</b>	223, Joe Davis (2016-19)

#### At Bats

<b>Game:</b>	9, five players, most recently; Chris Iriart & Kyle Survance, vs. Rice (5/31/15)
<b>Season:</b>	277, Brandon Caraway (2000)
<b>Career:</b>	1,006, Brandon Caraway (1997-00)

#### Runs

<b>Game:</b>	5, seven players, most recently; Tyler Bielamowicz at Tulane (4/13/18)
<b>Season:</b>	80, Dustin Carr (1997)
<b>Career:</b>	238, Brandon Caraway (1997-00)

#### Hits

<b>Game:</b>	6, Frankie Ratcliff, vs. A&M-Corpus Christi (3/5/14)
<b>Season:</b>	108, Dustin Carr (1997)
<b>Career:</b>	324, Brandon Caraway (1997-00)

#### Longest Hitting Streak

<b>Overall:</b>	40 games, Brandon Caraway (4/11/98 - 3/16/99)
<b>In-Season:</b>	22 games, Brett Cooley (4/2 - 5/14, 2002)

#### Doubles

<b>Game:</b>	3, 10 players, most recently; Lael Lockhart Jr. at Memphis (4/13/17)
<b>Season:</b>	32, Dustin Carr (1997)
<b>Career:</b>	63, Brandon Caraway (1997-00)

#### Triples

<b>Game:</b>	2, seven players, most recently; Ashford Fulmer vs. Harvard (3/20/13)
<b>Season:</b>	8, Frankie Ratcliff (2013), Phil Lewis (1993)
<b>Career:</b>	19, Phil Lewis (1990-93)

#### Extra-Base Hits

<b>Game:</b>	4, six players, most recently; Connor Wong vs. Tulane (4/23/17 - 3 HR & 3B)
<b>Season:</b>	48, Goeffrey Tomlinson (1997)
<b>Career:</b>	82, Brandon Caraway (1997-00)

### Total Bases

<b>Game:</b>	15, Connor Wong vs. Tulane (4/23/17)
<b>Season:</b>	189, Goeffrey Tomlinson (1997)
<b>Career:</b>	503, Joe Davis (2016-19)

### Slugging Percentage

<b>Season:</b>	.794, Pat Hewes (1986)
<b>Career:</b>	.678, Omar Brewer (1987)

### On-Base Percentage

<b>Season:</b>	.564, Richard Arnold (1955)
<b>Career:</b>	.470, Rayner Noble (1980-83)

### Stolen Bases

<b>Game:</b>	6, David Vinson, vs. Northwestern State (4/7/71)
<b>Season:</b>	36, Trey Williams (1969)
<b>Career:</b>	94, Brandon Caraway (1997-00)

### Toughest to Strike Out

<b>Season:</b>	49.7 (4-199), Corky Swindell (1983)
<b>Career:</b>	27.2 (14-381), Corky Swindell (1982-83)

### Strikeouts

<b>Game:</b>	5, Kobe Hyland vs. Northwestern State (2/17/19)
<b>Season:</b>	69, Chris Iriart (2015)
<b>Career:</b>	197, Justin Montemayor (2013-16)

### Hit by Pitch

<b>Game:</b>	3, Brandon Caraway vs. Northwestern State (2/16/97), Chris Wallace, vs. McNeese (5/5/09)
<b>Season:</b>	21, Landon Appling (2011)
<b>Career:</b>	52, Landon Appling (2011-14)

### Bases on Balls

<b>Game:</b>	5, five players, most recently; Josh Vidales vs. Texas Southern (4/16/13)
<b>Season:</b>	57, John Altobelli (1985)
<b>Career:</b>	133, Josh Vidales (2013-16)

### Sacrifice Bunts

<b>Game:</b>	3, twice, most recently; Connor Hollis vs. UConn (5/25/17)
<b>Season:</b>	14, Kyle Lovelace (2019)
<b>Career:</b>	36, Zak Presley (2008-10)

### Sacrifice Flies

<b>Game:</b>	2, 10 players, most recently; Connor Hollis vs. ECU (4/7/17)
<b>Season:</b>	8, Jayme Sperring (1998), Kris Wilken (2000)
<b>Career:</b>	15, Kris Wilken (1998-00)

### PITCHING

#### Appearances

<b>Season:</b>	38, Ryan Wagner (2003)
<b>Career:</b>	94, Larry Coker (1984-87)

#### Wins

<b>Season:</b>	13, Brad Sullivan (2002), Kyle Crowell (2000), Jody Supak (1987)
<b>Career:</b>	32, Shane Nance (1997-00)

#### Consecutive Wins

<b>Season:</b>	11, Brad Lincoln (2/24/06 - 6/2/06), Jody Supak (1986-87)
----------------	--

#### Losses

<b>Season:</b>	9, Mike Walker (1986)
<b>Career:</b>	19, Mike Walker (1984-86)

### Winning Percentage

<b>Season:</b>	1.000 (9-0), Tyler Ford (2014)
<b>Career:</b>	.917 (11-1), Tyler Ford (2013-14)

### Saves

<b>Season:</b>	15, Ryan Wagner (2003)
<b>Career:</b>	24, Chase Wellbrock (2011-14)

### Earned Run Average

<b>Season:</b>	1.15, Tom Wenmoth (1964)
<b>Career:</b>	1.86, Bob Peters (1959-62)

### Complete Games

<b>Season:</b>	9, Steve Brewer (1972), Tom Lukish (1979)
<b>Career:</b>	23, Johnny Hatcher (1970-73)

### Shutouts (Shutouts & Combined Shutouts)

<b>Season:</b>	5, Bob Peters (1962)
<b>Career:</b>	10, Ben Weber (1989-91)

### Innings Pitched

<b>Game:</b>	15.0 innings, Jimmy McGee vs. Corpus Christi (4/13/63), Jeff Haas vs. Rice (4/11/92)
--------------	--

<b>Game - Relief:</b>	12.0 innings, James Ripple vs. Baylor (3/13/70), Steve Boron vs. TCU (3/7/75)
<b>Season:</b>	138.1, Kyle Crowell (2000)
<b>Career:</b>	411.1, Shane Nance (1997-00)

### Consecutive Shutout Innings Pitched

<b>Game:</b>	12.0, Steve Boron vs. TCU (3/7/75)
<b>Season:</b>	36.2, Kyle Crowell (1999)

### Strikeouts

<b>Game:</b>	16, Brad Sullivan, twice, vs. Saint Louis (4/18/03), vs. Memphis (4/12/02)
<b>Season:</b>	157, Brad Sullivan (2002)
<b>Career:</b>	409, Brad Sullivan (2001-03)

### Strikeouts Per Nine Innings

<b>Season:</b>	16.8, Ryan Wagner (148 K, 79.1 IP, 2003) <i>NCAA Division I single-season record</i>
<b>Career:</b>	11.5, Seth Romero (290 K, 226.1 IP, 2015-17)

### Runs Allowed

<b>Game:</b>	12, Pete Magre vs. USC (5/25/90)
<b>Season:</b>	89, Mike Walker (1985)
<b>Career:</b>	206, Jon McDonald (1995-98)

### Earned Runs Allowed

<b>Game:</b>	12, Pete Magre vs. USC (5/25/90)
<b>Season:</b>	62, Shane Nance (1999)
<b>Career:</b>	176, Jon McDonald (1995-98)

### Hits Allowed

<b>Game:</b>	16, Billy Blum vs. Arkansas (4/21/78)
<b>Season:</b>	136, Mike Walker (1985)
<b>Career:</b>	368, Shane Nance (1997-00)

### Fewest Walks Allowed (per nine inn.)

<b>Season:</b>	0.65, Tyler Ford (5 BB, 69.0 IP, 2014)
<b>Career:</b>	0.96, Tyler Ford (10 BB, 90.0 IP, 2013-14)

### Walks Allowed

<b>Game:</b>	12, Tom Thomson vs. Sam Houston State (1960), Matt Beech vs. Rice (4/14/93)
<b>Season:</b>	69, Stuart Stauffacher (1985)
<b>Career:</b>	161, Shane Nance (1997-00)

### Wild Pitches

<b>Game:</b>	4, four players, most recently; Justin Vaclavik at Rice (3/30/04)
--------------	--

<b>Season:</b>	14, Shane Nance (1997)
<b>Career:</b>	37, Shane Nance (1997-00)

### FIELDING

#### Fielding Percentage

<b>Season:</b>	1.000, 18 players, most recently; Rey Fuentes III (2019)
<b>Career:</b>	.997, Matt Creel (2010-11)

#### Total Chances

<b>Game:</b>	24, J.P. Woodward vs. Baylor (2/21/99) Joe Davis vs. McNeese (2/20/19)
<b>Season:</b>	634, J.P. Woodward (2000)
<b>Career:</b>	1,426, Joe Davis (2016-19)

#### Putouts

<b>Game:</b>	23, J.P. Woodward vs. Baylor (2/21/99) Joe Davis vs. McNeese (2/20/19)
<b>Season:</b>	598, J.P. Woodward (2000)
<b>Career:</b>	1,351, Joe Davis (2016-19)

#### Assists

<b>Game:</b>	11, Scott Sheldon vs. Arkansas (5/19/90)
<b>Season:</b>	217, Connor Hollis (2017)
<b>Career:</b>	622, Josh Vidales (2013-16)

#### Errors

<b>Game:</b>	3, 22 players, most recently; Jared Triolo at UCF (5/16/19)
<b>Season:</b>	24, Connor Wong (2015)
<b>Career:</b>	55, Scott Sheldon (1988-91)

#### Double Plays Turned

<b>Game:</b>	4, nine players, most recently; Coldiron-Hollis-Lockhart-Scheiner vs. Baylor (6/3/17)
<b>Season:</b>	65, J.P. Woodward (2000)
<b>Career:</b>	150, Sean Allen (1998-01)

#### Double Play Combinations (since 1997)

<b>Game:</b>	4, Travis Cougot-Isa Garcia- Josh Stimeman at Southern Miss (4/15/06); Stuart-Musslewhite-Cole Bruce- Thanos Papavasiliou vs. Tulane (5/22/04)
<b>Season:</b>	37, Chris Iriart-Josh Vidales-Connor Wong (2015)
<b>Career:</b>	28, Aaron Melebeck-Sean Allen-J.P. Woodward (1999-00)



## TEAM RECORDS

### HITTING

#### At Bats

**Game:** 74, vs. Baylor (2/21/99)  
**Season:** 2,325 in 1999

#### Runs

**Inning:** 17, 3rd inn. vs. Prairie View (2/18/87)  
**Game:** 32, vs. Prairie View (2/18/87)  
**Season:** 508 in 1997

#### Batting Average

**Season:** .327 in 1997

#### Hits

**Game:** 29, vs. Memphis (4/3/99)  
**Season:** 759 in 1997

#### Doubles

**Game:** 9, vs. Texas Southern (3/29/88),  
vs. USF (4/7/00)  
**Season:** 157 in 2000

#### Triples

**Game:** 7, vs. McNeese (3/25/92)  
*(Tied for NCAA Record)*  
**Season:** 27 in 1990

#### Home Runs

**Game:** 7, vs. Cincinnati (5/2/99)  
**Consecutive:** 3, vs. Texas Southern (3/29/88)  
**Season:** 83 in 1986

#### Extra-Base Hits

**Game:** 15, vs. Texas Southern (3/29/88)  
**Season:** 248 in 2000

#### Total Bases

**Game:** 52, vs. Texas Southern (3/29/88)  
**Season:** 1,143 in 1997

#### Slugging Percentage

**Season:** .515 in 1985

#### Runs Batted In

**Game:** 30, vs. Prairie View A&M (2/18/87)  
**Season:** 457 in 1997

#### Stolen Bases

**Game:** 12, vs. Northwestern State (4/7/71)  
**Season:** 152 in 1997

#### Strikeouts

**Game:** 20, vs. Baylor (3/2/99 - 22 innings)  
**Season:** 471 in 2018

#### Bases on Balls

**Game:** 17, vs. ULM (3/3/73)  
**Season:** 341 in 1985, 1987

#### On-Base Percentage

**Season:** .447 in 1990

#### Sacrifice Bunts

**Game:** 6, vs. Memphis (4/18/10),  
at Cincinnati (3/22/03)  
**Season:** 70 in 2011

#### Sacrifice Flies

**Game:** 3, 11 times, most recently;  
vs. USF (4/8/18)  
**Season:** 53 in 1989

#### Runs Per Game

**High:** 8.06 in 1997  
**Low:** 3.29 in 1972

#### Hits Per Game

**High:** 12.04 in 1997  
**Low:** 6.45 in 1960

#### Bases on Balls Per Game

**High:** 5.59 in 1985  
**Low:** 3.41 in 2011

#### Strikeouts Per Game

**High:** 7.48 in 2018  
**Low:** 3.15 in 1977

### PITCHING

#### Saves

**Season:** 22 in 2008

#### Earned Run Average

**High:** 6.54 in 2010  
**Low:** 2.16 in 1960

#### Complete Games

**Season:** 28 in 1972

#### Shutouts

**Season:** 13 in 1977

#### Runs Allowed

**Game:** 28, vs. Oklahoma State (3/5/93)  
**Season:** 420 in 2010

#### Earned Runs Allowed

**Game:** 25, vs. Rice (3/19/94)  
**Season:** 364 in 2010

#### Consecutive Shutout Innings

**Season:** 36.0, 3/6/83 - 3/12/83

#### Innings Pitched

**Game:** 22.0, vs. Baylor (2/21/99)  
**Season:** 598.1 in 2003

#### Strikeouts

**Game:** 21, vs. Saint Louis (5/17/05, 13 inn.),  
19, vs. Memphis (4/13/02; 9 inn.),  
vs. Memphis (4/12/02; 9 inn.)  
**Season:** 605 in 2003

#### Hits Allowed

**Game:** 27, vs. USC (5/26/90)  
**Season:** 639 in 2008

#### Bases on Balls Allowed

**Game:** 20, vs. USC (3/20/78)  
**Season:** 334 in 2010

#### Strikeouts Per Game

**High:** 9.96 in 1957  
**Low:** 3.68 in 1974

#### Bases on Balls Per Game

**High:** 6.27 in 1959  
**Low:** 1.80 in 2014

#### Hits Allowed Per Game

**High:** 11.22 in 1980  
**Low:** 6.07 in 1962

#### Runs Allowed Per Game

**High:** 7.49 in 1996  
**Low:** 2.83 in 2014

### FIELDING

#### Fielding Percentage

**Season:** .977 in 2000

#### Total Chances

**Game:** 100, vs. Baylor (2/21/99)  
**Season:** 2,613 in 2003

#### Putouts

**Game:** 66, vs. Baylor (2/21/99)  
*(Tied NCAA record at the time)*  
**Season:** 1,793 in 2000

#### Assists

**Game:** 29, vs. Baylor (2/21/99)  
**Season:** 741 in 1999

#### Errors

**Game:** 7, vs. Cal Poly (2009)  
**Season:** 108 in 1993

#### Double Plays

**Game:** 5, vs. Santa Clara (2/27/10);  
vs. Louisiana Tech (3/3/92)  
**Season:** 74 in 2000

### SCHEDULE

#### Games Played

**High:** 67 in 2003, 1990  
**Low:** 6 in 1947

#### Games Won

**High:** 48 in 2014, 2002, 2000  
**Low:** 1 in 1947

#### Games Lost

**High:** 32 in 2010, 2011  
**Low:** 5 in 1947

#### Consecutive Games Won

**Season:** 21, Feb. 19 to March 5, 1983

#### Consecutive Games Lost

**In-Season:** 10 games (1961)  
**Overall:** 12 games (1960-1961)

#### Games Won at Home

**High:** 37 in 1989  
**Low:** 3 in 1963  
*2 home wins during 2020 (season cut short due to COVID-19 pandemic)*

#### Games Won on the Road

**High:** 21 in 2000  
**Low:** 1 in 1963

#### Conference Games Won

**High:** 21 in 2000 (C-USA)  
**Low:** 2 in 1948 (LSC)

#### Conference Games Lost

**High:** 21 in 1992 (SWC)  
**Low:** 0 in 1950 (GCC)

#### Conference Winning Percentage

**High:** 1.000 (4-0) in 1950 (GSC);  
.840 (21-4) in 2000 (C-USA)  
**Low:** .167 (3-15) in 1993

#### Consecutive Conference Games Won

**Season:** 16 (C-USA),  
4/16/00 - 3/30/01

#### Consecutive Conference Games Lost

**Season:** 11 (SWC), 3/17/84 - 4/14/84

#### Consecutive Conference Series Won

**Season:** 11 (C-USA),  
5/7/99 - 4/15/02

#### Consecutive Conference Series Lost

**Season:** 6 (SWC),  
3/13-14/93 - 3/18-19/94

### MISCELLANEOUS

#### National Ranking

**In-Season:** No. 2 in 1983, 1982, 1967  
**Final:** No. 2 in 1967

#### Largest Margin of Victory

**Game:** 32 (32-0), vs. Prairie View A&M (2/18/87)

#### Largest Margin of Defeat

**Game:** 21 (3-24), vs. Rice (5/27/10)

#### Longest Game

**Innings:** 22, vs. Baylor (2/21/99)  
**Time:** 6:43, vs. Baylor (2/21/99)



## TEAM NCAA POSTSEASON RECORDS

## TEAM

## MISCELLANEOUS

## Games Played

Season: 8 in 2003, 1967

## Largest Margin of Victory

Game: 14 (17-3) vs. Baylor,  
(6/3/17, NCAA Houston Regional)

## Largest Margin of Defeat

Game: 18 (22-4) at Texas A&M,  
(5/31/08, NCAA College Station Regional)

## Longest Game

Time: 6:02, vs. Rice,  
(5/31/15, NCAA Houston Regional)

Innings: 20, vs. Rice,  
(5/31/15, NCAA Houston Regional)

## Shortest Game

Time (9 inn.): 2:08, vs. Arizona State,  
(6/16/67, NCAA College World Series)

## HITTING

## Batting Average

Season: .322 (59-for-212) in 2002

## At Bats

Game: 66, vs. Rice,  
(5/31/15, NCAA Houston Regional)

Season: 267 in 2003

## Runs

Game: 17, vs. Baylor,  
(6/3/17, NCAA Houston Regional)

Season: 46 in 2003

## Hits

Game: 20, vs. Baylor,  
(6/3/17, NCAA Houston Regional)

Season: 74 in 2003

## Fewest Hits

Game: 3, vs. Rice,  
(5/27/00, NCAA Houston Regional)

Season: 14 in 2001

## Runs Batted In

Game: 17, vs. Baylor,  
(6/3/17, NCAA Houston Regional)

Season: 41 in 2003

## Doubles

Game: 4, twice, most recently;  
(6/3/17, vs. Baylor, NCAA Houston Regional)

Season: 14 in 2000

## Triples

Game: 2,  
vs. Purdue,  
(6/3/18, NCAA Chapel Hill Regional),

vs. Alabama,  
(5/31/03, NCAA College Station Regional),  
vs. Arizona State,  
(6/18/67, NCAA College World Series)

Season: 5 in 2003

## Home Runs

Game: 3,  
vs. North Carolina,  
(6/3/18, NCAA Chapel Hill Regional),

vs. Baylor,  
(6/3/17, NCAA Houston Regional),  
at Oklahoma (6/13/06, NCAA Norman Regional)

Season: 7 in 2018

## Total Bases

Game: 35 vs. Baylor,  
(6/3/17, NCAA Houston Regional)

Season: 108 in 2003

## Strikeouts

Game: 15, vs. Arizona State,  
(6/18/67, NCAA College World Series),  
vs. Boston College,  
(6/14/67, NCAA College World Series)

Season: 62 in 2003

## Bases on Balls

Game: 10, vs. Alabama,  
(5/31/03, NCAA College Station Regional);  
vs. Boston College, (6/14/67, NCAA College World Series)

Season: 38 in 2000

## Sacrifice Bunts

Game: 4, vs. UIC,  
(6/1/08, NCAA College Station Regional)

Season: 8 in 2003

## Sacrifice Flies

Game: 3 at LSU,  
(6/2/14, NCAA Baton Rouge Regional)

Season: 5 in 2003, 2000

## Stolen Bases

Game: 4, vs. Alabama,  
(5/31/03, NCAA College Station Regional)

Season: 10 in 1999

## Hit by Pitch

Game: 4, at LSU,  
(6/2/14, NCAA Baton Rouge Regional)

Season: 7 in 2008

## PITCHING

## Saves

Season: 2 in 2008, 2003, 2000, 1987

## Innings Pitched

Game: 20.0, vs. Rice,  
(5/31/15, NCAA Houston Regional)

Season: 72.0 in 2003

## Strikeouts

Game: 21, vs. Rice,  
(5/31/15, NCAA Houston Regional)

Season: 56 in 2003

## Runs Allowed

Game: 26, vs. USC,  
(5/25/90, NCAA South I Regional)

Season: 48 in 2003

## Hits Allowed

Game: 27, vs. USC,  
(5/25/90, NCAA South I Regional)

Season: 75 in 2014

## Earned Runs Allowed

Game: 26, vs. USC,  
(5/25/90, NCAA South I Regional)

Season: 38 in 2003

## Fewest Hits Allowed

Game: 2, vs. Louisiana-Lafayette,  
(5/31/15, NCAA Houston Regional)

Season: 20 in 2001

## FIELDING

## Putouts

Game: 60, vs. Rice,  
(5/31/15, NCAA Houston Regional)

Season: 216 in 2003

## Assists

Game: 25, vs. Rice,  
(5/31/15, NCAA Houston Regional)

Season: 87 in 2000

## Errors

Game: 6, vs. Arizona State,  
(6/18/67, NCAA College World Series),  
vs. Stanford,  
(6/12/67, NCAA College World Series)

Season: 12 in 2003



### MISCELLANEOUS

#### Games Played

**Season:** 8, Hyung Cho, Travis Tully, Cole Bruce, Michael Bourn, Matt Farrington, Stuart Musslewhite, Gabe Lucas, Brett Logan (2003)  
**Career:** 16, Michael Bourn (2001-03), Hyung Cho (2001-03)

### HITTING

#### Batting Average

**Season:** .565 (13-for-23), Jimmy Cesario (2002 NCAA College Station Regional)  
**Career:** .459 (17-for-37), Aaron Melebeck (1999-00)

#### At Bats

**Game:** 9, twice, most recently; Kyle Survance & Chris Iriart (5/31/15, NCAA Houston Regional)  
**Season:** 33, Stuart Musslewhite (2003)  
**Career:** 62, Michael Bourn (2001-03)

#### Runs

**Game:** 4, Cole Bruce vs. Alabama, (5/31/03, NCAA College Station Regional), Bret Bartley vs. Southern Miss, (5/26/90, NCAA Central Regional)  
**Season:** 11, Michael Bourn (2003)  
**Career:** 16, Michael Bourn (2001-03)

#### Hits

**Game:** 4, 4x, most recently; Ryan Lormand, Jimmy Cesario, vs. Dallas Baptist (5/30/08, NCAA College Station Regional)  
**Season:** 13, Jimmy Cesario (2008), Tom Paciorek (1967)  
**Career:** 19, Michael Bourn (2001-03), Hyung Cho (2001-03)

#### Runs Batted In

**Game:** 4, 3x, most recently; Thanos Papavasiliou, Cole Bruce vs. Alabama (5/31/03, NCAA College Station Regional)  
**Season:** 9, Cole Bruce (2003)  
**Career:** 12, Hyung Cho (2001-03), J.P. Woodward (1999-00)

#### Doubles

**Game:** 2, 5x, most recently; Frankie Ratcliff vs. SLU (6/1/14, NCAA Baton Rouge Regional)  
**Season:** 4, Ryan Lormand (2008)  
**Career:** 6, Tyson Schweitzer (1999-00)

### Triples

**Game:** 2, G.J. Cantu vs. Arizona State (6/18/67, NCAA College World Series)  
**Season:** 3, Michael Bourn (2003)  
**Career:** 3, Michael Bourn (2001-03)

### Home Runs

**Game:** 1, 48x, most recently; Corey Julks vs. Texas A&M (6/5/17, NCAA Houston Regional)  
**Season:** 3, Cole Bruce (2003), J.P. Woodward (1999), Tom Paciorek (1967)  
**Career:** 5, J.P. Woodward (1999-00)

### Total Bases

**Game:** 9, Cole Bruce vs. Alabama, (5/31/03, NCAA College Station Regional)  
**Season:** 29, Tom Paciorek (1967)  
**Career:** 33, J.P. Woodward (1999-00)

### Strikeouts

**Game:** 4, Cole Bruce at Rice, (6/8/03, NCAA Houston Super Regional)  
**Season:** 13, Cole Bruce (2003)  
**Career:** 15, Tyson Schweitzer (1999-00)

### Bases on Balls

**Game:** 5, J.P. Woodward vs. Rice, (5/28/00, NCAA Houston Regional)  
**Season:** 8, Shane Nance (2000)  
**Career:** 9, Eric Lee (1997-00)

### Sacrifice Bunts

**Game:** 2, 5x, most recently; Cooper Coldiron vs. Iowa (6/2/17, NCAA Houston Regional)  
**Season:** 3, Cooper Coldiron (2017), Travis Tully (2003)  
**Career:** 3, Travis Tully (2003-05), Gabe Lucas (2001-03); Eric Lee (1997-00)

### Sacrifice Flies

**Game:** 2, twice, most recently; Frankie Ratcliff vs. LSU (6/2/14, NCAA Baton Rouge Regional), J.P. Woodward vs. Rice (5/28/00, NCAA Houston Regional)  
**Season:** 2, 3x, most recently; Travis Tully (2003)  
**Career:** 2, 6x, most recently; Frankie Ratcliff (2014)

### Stolen Bases

**Game:** 2, 3x, most recently; Hyung Cho vs. Alabama (5/31/03, NCAA College Station Regional)  
**Season:** 3, 3x, most recently; Michael Bourn (2003)  
**Career:** 4, Michael Bourn (2001-03), Brandon Caraway (1997-00)

### Hit by Pitch

**Game:** 1, 30x, most recently; Joe Davis vs. Texas A&M (6/4/17, NCAA Houston Regional)  
**Season:** 2, 4x, most recently; Connor Hollis (2014)  
**Career:** 2, 5x, most recently; Connor Hollis (2014)

### PITCHING

#### Appearances

**Season:** 5, Ryan Wagner (2003), Greg Runser (2000), Rick Brewer (1967)  
**Career:** 9, Ryan Wagner (2002-03)

#### Wins

**Season:** 3, Bubba Hill (1967)  
**Career:** 3, Ryan Wagner (2002-03), Bubba Hill (1967)

#### Losses

**Season:** 2, Jake Lemoine (2014), Brad Sullivan (2003), Duncan McAdoo (2000)  
**Career:** 3, Brad Sullivan (2001-03)

#### Saves

**Season:** 2, Ryan Wagner (2003), Greg Runser (2000)  
**Career:** 2, Ryan Wagner (2003), Greg Runser (2000)

#### Innings Pitched

**Game:** 9.1, Kyle Dowdy vs. Rice, (5/31/15, NCAA Houston Regional)  
**Season:** 17.0, Kyle Crowell (2000), Rick Brewer (1967)  
**Career:** 30.2, Brad Sullivan (2001-03)

#### Strikeouts

**Game:** 11, twice, most recently; Aaron Garza vs. Rice, (5/31/15, NCAA Houston Regional)  
**Season:** 18, Ryan Wagner (2003)  
**Career:** 25, Brad Sullivan (2001-03)

#### Runs Allowed

**Game:** 12, Pete Magre vs. USC, (5/25/90, NCAA South I Regional)  
**Season:** 12, Pete Magre (1990)  
**Career:** 15, Brad Sullivan (2001-03)

#### Earned Runs Allowed

**Game:** 12, Pete Magre vs. USC (5/25/90, NCAA South I Regional)  
**Season:** 12, Pete Magre (1990)  
**Career:** 14, Kyle Crowell (1998-00)

### Hit Batters

**Game:** 2, 5x, most recently; Kyle Dowdy vs. Rice, (5/31/15, NCAA Houston Regional)  
**Season:** 3, Brad Sullivan (2003)  
**Career:** 5, Brad Sullivan (2001-03)

### FIELDING

#### Putouts

**Game:** 24, Ian Rice, vs. Rice (5/31/15, NCAA Houston Regional)  
**Season:** 77, J.P. Woodward (2000)  
**Career:** 105, J.P. Woodward (1999-00)

#### Assists

**Game:** 7, twice, most recently; Connor Wong (5/31/15, NCAA Houston Regional)  
**Season:** 30, Sean Allen (2000)  
**Career:** 37, Sean Allen (1998-01)

#### Errors

**Game:** 3, Scott Sheldon at LSU, (5/26/90, NCAA South I Regional), Art Toombs vs. Arizona State, (6/18/67, NCAA College World Series)  
**Season:** 6, Art Toombs (1967)  
**Career:** 6, Art Toombs (1967-69)

#### Double Plays Turned

**Game:** 4, Connor Hollis (2B), vs. Baylor, (6/3/17, NCAA Houston Regional)  
**Season:** 7, Sean Allen (2B), J.P. Woodward (1B) (2000)  
**Career:** 9, J.P. Woodward (1999-00)



## HOME FIELD RECORDS

## TEAM

## MISCELLANEOUS

## Games Played

**High:** 35 in 2000, 1999

**Low:** 25 in 2012

Seven home games during 2020 (season cut short due to COVID-19 pandemic)

## Largest Margin of Victory

**UH:** 17 (20-3), vs. Towson (3/15/14)

17 (20-3), vs. UCF (3/28/10)

**Opp.:** 21 (24-3), vs. Rice (5/27/10)

## Longest Game

**Time:** 6:43, vs. Baylor (2/21/99)

**Innings:** 22, vs. Baylor (2/21/99)

## Shortest Game

**Time (9 inn.):** 1:50, vs. Grand Canyon (3/19/16)

**Innings:** 5.0, vs. USF (4/24/16)

## HITTING

## At Bats

**UH:** 74, vs. Baylor (2/21/99)

**Opp.:** 75, Baylor (2/21/99)

## Runs

**UH:** 20, vs. Towson (3/15/14)

20, vs. UCF (3/28/10)

**Opp.:** 24, Rice (5/27/10)

ALL-TIME LEADERS  
AT HOME

## Home Runs

Rk.	No.	Player	Years
1	22	Joe Davis	2016-19
2	18	J.P. Woodward	1999-00
3	16	Connor Wong	2015-17
4	14	Bruce Rios	1996-99
5	12	Dustin Carr	1994-97
6	11	Chris Snyder	2000-02
7	10	Corey Julks	2015-17
		Jarrod Bitter	1998-00
9	9	Jake Stewart	2004-08
		Tyson Schweitzer	1999-00

## Hits

Rk.	No.	Player	Years
1	161	Brandon Caraway	1997-00
2	137	Joe Davis	2016-19
3	127	Eric Lee	1997-00
4	126	Blake Kelso	2008-10
5	124	Josh Vidales	2013-16
		Jake Stewart	2004-08
7	114	Zak Presley	2007-10
8	112	Kris Wilken	1998-00
9	111	Corey Julks	2015-17
10	110	Bruce Rios	1996-99

## Hits

**UH:** 22, vs. Sam Houston State (3/10/09)

**Opp.:** 24, Rice (5/24/96)

## Runs Batted In

**UH:** 20, vs. UCF (3/28/10)

**Opp.:** 22, Rice (5/24/10)

## Doubles

**UH:** 9, vs. USF (4/7/00)

**Opp.:** 9, UAB (5/4/97)

## Triples

**UH:** 3, 3x, most recently;

vs. ECU (3/22/13)

**Opp.:** 2, 7x, most recently;

Rice (5/27/10)

## Home Runs

**UH:** 6, vs. Tulane (4/7/06)

**Opp.:** 6, Rice (5/27/10)

## Total Bases

**UH:** 36, vs. Alabama State (3/19/17)

**Opp.:** 45, Rice (5/27/10)

## Strikeouts

**UH:** 20, vs. Baylor (2/21/99)

**Opp.:** 21, vs. Saint Louis (5/7/05)

## Bases on Balls

**UH:** 15, vs. Cincinnati (4/18/15)

**Opp.:** 12, Sam Houston State (4/29/98)

## Sacrifice Bunts

**UH:** 6, vs. Memphis (4/18/10)

**Opp.:** 6, UAB (4/8/01)

## Sacrifice Flies

**UH:** 3, 8x, most recently;

vs. USF (4/8/18)

**Opp.:** 4, Texas Tech (4/8/95)

## Stolen Bases

**UH:** 10, vs. UAB (5/3/97)

**Opp.:** 8, Texas State (2/18/96)

## Hit by Pitch

**UH:** 6, vs. UAB (4/10/11)

**Opp.:** 4, 7x, most recently;

UTSA (3/12/19)

## PITCHING

## Innings Pitched

**UH:** 22.0, vs. Baylor (2/21/99)

**Opp.:** 22.0, Baylor (2/21/99)

## Strikeouts

**UH:** 23, vs. Rice (5/31/15)

**Opp.:** 20, Baylor (2/21/99)

## Earned Runs Allowed

**UH:** 18, vs. Sam Houston State (3/10/09),

vs. Rice (5/27/10)

**Opp.:** 20, UCF (3/28/10)

## Fewest Hits Allowed

**UH:** 1, 5x, most recently;

vs. George Washington (3/26/16)

**Opp.:** 1, vs. Northwestern State (3/11/95)

## FIELDING

## Putouts

**UH:** 66, vs. Baylor (2/21/99)

**Opp.:** 66, Baylor (2/21/99)

## Assists

**UH:** 29, vs. Baylor (2/21/99)

**Opp.:** 28, Baylor (2/21/99)

## Errors

**UH:** 7, vs. Cal Poly (3/8/09)

**Opp.:** 7, vs. LSU (2/24/02), vs. Illinois (2/28/98)

INDIVIDUAL  
HITTING

## At Bats

**UH:** 9, five players, most recently;

Kyle Survance & Chris Iriart vs. Rice (5/31/15)

**Opp.:** 10, Jaime Bubela, Baylor, (2/21/99)

## Runs

**UH:** 5, Hyung Cho vs. Texas State (4/8/03)

**Opp.:** 5, Chad Huffman, TCU (3/28/04),

Danny Peoples, Texas (3/17/96),

Rick Hague, Rice (5/27/10)

## Hits

**UH:** 6, Frankie Ratcliff, vs. A&M-Corpus Christi (3/5/14)

**Opp.:** 5, Nate Fisbeck (2/20/19),

Brad Wilcutt, Southern Miss (5/21/05),

Steve Kleen, Pepperdine (2/20/05),

Chad Huffman, TCU (3/28/04),

Brad Davis, Long Beach State (2/27/04),

Jordan Hart, Memphis vs. Southern Miss (5/24/04),

Will Hawkins, Louisiana-Lafayette (5/30/99),

Brett Smith, Rice (2/22/00),

Chris Seaman, Texas State (2/13/00)

## Runs Batted In

**UH:** 7,

Jake Scheiner vs. Alabama State (3/19/17),

Bryan Pounds vs. Rice (3/26/08),

Brandon Caraway vs. USF (3/22/98),

Mike Medrano vs. USF (3/21/98),

Joaquin Martinez vs. Texas Southern (2/21/96),

Matt Creel vs. Santa Clara (2/26/10)

**Opp.:** 7, Keith Graffagnini, Tulane (3/13/98)



### Doubles

**UH:** 3,  
Chase Dempsay vs. Sam Houston State (3/10/09)  
**Opp.:** 4, Brad Willcutt, Southern Miss (5/21/05)

### Triples

**UH:** 2, Mike Medrano vs. Tulane (3/15/98),  
Tom Maleski vs. Louisiana Tech (3/1/95)  
**Opp.:** 1, 74x,  
most recently; Nick Choruby, Texas A&M (6/5/17)

### Home Runs

**UH:** 3, twice,  
Connor Wong vs. Tulane (4/23/17),  
Jake Scheiner vs. Alabama State (4/19/17)  
**Opp.:** 3, Jason Coats, TCU (4/11/10)

### Total Bases

**UH:** 15, Connor Wong vs. Tulane (4/23/17)  
**Opp.:** 13, Marc Maddox,  
Southern Miss (5/17/03)

### Strikeouts

**UH:** 5, Kobe Hyland,  
vs. Northern State (2/17/19)  
**Opp.:** 5, Ben Sanderson,  
ECU (3/14/03)

### Bases on Balls

**UH:** 5, J.P. Woodward, vs. Rice  
(NCAA Regional at Cougar Field, 5/28/00)  
**Opp.:** 4, Jason Totman, Texas Tech (4/8/95),  
Derek Luciano, UCF (3/26/10)

### Sacrifice Bunts

**UH:** 2, 15x, most recently; Grayson Padgett,  
vs. Northwestern State (2/17/19)  
**Opp.:** 2, 9x, most recently  
Dillberto, Southern Miss (5/14/11)

### Sacrifice Flies

**UH:** 2, 4x, most recently;  
Jose Reyes vs. Prairie View A&M (5/4/16)  
**Opp.:** 2, twice, most recently;  
Clint Bryant, Texas Tech (4/8/95)

### Stolen Bases

**UH:** 4, Kyle Survance vs. Memphis (3/30/14),  
Michael Bourn vs. USF (5/5/02),  
Michael Bourn vs. Tulane (3/24/02)  
**Opp.:** 3, Thomas Bowker, Charlotte (4/10/04),  
Jon Brewster, USC (3/3/01)

### Hit by Pitch

**UH:** 3, Chris Wallace vs. McNeese (5/5/09)  
**Opp.:** 3, Jake Smith, ECU (3/16/03),  
Justin Viele, Santa Clara (2/26/10)

### PITCHING

#### Innings Pitched

**UH:** 10.0, Brad Lincoln vs. Saint Louis (5/7/05),  
Brad Sullivan vs. ECU (3/14/03)  
**Opp.:** 9.0, 12x,  
most recently; M. Wright, ECU (4/21/11)

#### Strikeouts

**UH:** 16, Brad Sullivan vs. Saint Louis (4/18/03),  
Brad Sullivan vs. Memphis (5/16/02)  
**Opp.:** 11, Dana Davis, Rice (5/10/96)

#### Bases on Balls Allowed

**UH:** 6, 5x,  
most recently; William Kankel vs. Tulane (5/8/10)  
**Opp.:** 7, Corey Bond, Northwestern State (3/10/95)

#### Runs Allowed

**UH:** 9, Duncan McAdoo vs. USF (3/21/96)  
**Opp.:** 13, Joel Gallimore, Cincinnati (4/10/98)

#### Earned Runs Allowed

**UH:** 8, 5x,  
most recently; Trey Cumbie vs. USF (4/6/18)  
**Opp.:** 13, Joel Gallimore, Cincinnati (4/10/98)

#### Hits Allowed

**UH:** 11, 3x, most recently;  
Brad Lincoln vs. San Diego (3/17/06)  
**Opp.:** 13, Mark Gray, UAB (5/3/97),  
Tim Diebold, Saint Louis (3/134/97)

#### Hit Batters

**UH:** 4, Jon McDonald vs. Texas (4/7/96)  
**Opp.:** 4, John McKay, Charlotte (3/27/99)

### FIELDING

#### Putouts

**UH:** 24, Ian Rice vs. Rice (5/31/15)  
**Opp.:** 25, Matt Williams, Baylor (2/21/99)

#### Assists

**UH:** 10, Blake Kelso vs. Marshall (5/15/08)  
**Opp.:** 9, twice, most recently;  
Grayson Lewis, Rice (5/31/15)

#### Errors

**UH:** 3, 5x,  
most recently; Ian Rice vs. Rice (5/31/15)  
**Opp.:** 3, 4x,  
most recently; Drake, McNeese (4/9/12)



Shane Nance is the all-time leader in wins (17) and strikeouts (217) at Cougar Field. Nance played for the Cougars from 1997-00.

### ALL-TIME LEADERS AT HOME

#### Pitching Wins

Rk.	No.	Player	Years
1.	17	Shane Nance	1997-00
2.	13	Andrew Lantrip	2014-16
3.	12	Wes Musick	2006-09
		Brad Sullivan	2001-03
		Kyle Crowell	1998-00
		Jon McDonald	1995-98
7.	11	Bryan Moore	1998-99
		Aaron Garza	2012-15
		Duncan McAdoo	1997-00
		Brad Lincoln	2004-06

#### Strikeouts

Rk.	No.	Player	Years
1.	215	Shane Nance	1997-00
2.	197	Brad Sullivan	2001-03
3.	141	Seth Romero	2015-17
4.	138	Brad Lincoln	2004-06
5.	130	Andrew Lantrip	2014-16
6.	120	Wes Musick	2006-09
7.	112	Kyle Crowell	1998-00
8.	106	Ryan Wagner	2002-03
9.	104	Duncan McAdoo	1997-00
	104	Trey Cumbie	2016-18

*Bold Italics* indicates active players



## CAREER LEADERS

Current players listed in ***Bold Italics***

### MISCELLANEOUS

#### Games Played

1.	246	Brandon Caraway	1997-00
2.	244	Justin Montemayor	2013-16
3.	235	Joe Davis	2016-19
4.	234	Eric Lee	1997-00
5.	233	Fred Hinojosa	1987-90
	233	Zak Presley	2007-10
7.	229	Phil Lewis	1990-93
8.	226	Josh Vidales	2013-16
9.	219	Landon Appling	2011-14
10.	215	Connor Hollis	2014-18

#### Consecutive Games Played

1.	189	Kris Wilken	2/7/98 - 6/4/00
2.	181	Blake Kelso	2/22/08-5/28/10
3.	176	Dustin Kingsbury	2/11/05 - 5/25/07
4.	157	Phil Lewis	2/16/91 (G2) - 5/3/93
5.	144	Travis Tully	4/26/03 (G2) - 5/29/05
6.	127	Scott Sheldon	5/13/89 - 5/6/91
7.	124	Chris Snyder	2/2/01 - 6/10/02
8.	122	Ryan Lormand	2/6/07 - 6/3/08
		Tom Duschinski	2/25/72 - 4/28/74
10.	116	John Altobelli	2/18/84 - 5/25/85

### HITTING

#### Batting Average

(min. 2 years played, 2 AB for each team game)

1.	.3753	Corky Swindell	1982-83
2.	.3746	Tom Paciorek	1966-68
3.	.372	Keith Darter	1989-90
4.	.368	Jarrold Bitter	1998-00
5.	.359	Ike Lucas	1965-67
6.	.357	Shane Buteaux	1993-94
7.	.354	Ricky Freeman	1991-94
8.	.352	Mark Grimes	1984-85
9.	.349	Fred Hinojosa	1987-90
10.	.348	Jim Payne	1965-66

#### Home Runs

1.	53	Joe Davis	2016-19
2.	31	Pat Hewes	1985-86
3.	30	J.P. Woodward	1999-00
4.	29	Chris Snyder	2000-02
5.	27	Jarrold Bitter	1998-00
6.	25	Brett Cooley	2002-04
		Bruce Rios	1996-99
8.	23	Connor Wong	2015-17
		Jake Stewart	2004-08
10.		Kris Wilken	1988-00
		Mark Grimes	1984-85

#### Runs Batted In

1.	223	Joe Davis	2016-19
2.	160	Bruce Rios	1996-99
3.	150	Jarrold Bitter	1998-00
4.	144	Caleb Ramsey	2008-11
5.	143	Brandon Caraway	1997-00
6.	137	Dustin Kingsbury	2004-07
		Fred Hinojosa	1987-90
8.	132	Eric Lee	1997-00
9.	130	Hyung Cho	2001-03
10.	129	Chris Snyder	2000-02

#### At Bats

1.	1,006	Brandon Caraway	1997-00
2.	925	Joe Davis	2016-19
3.	879	Justin Montemayor	2013-16
4.	854	Eric Lee	1997-00
5.	836	Josh Vidales	2013-16
6.	775	Zak Presley	2007-10
7.	765	Blake Kelso	2008-10
8.	752	Caleb Ramsey	2008-11
9.	740	Connor Hollis	2014-18
10.	733	Connor Wong	2015-17

#### Runs

1.	238	Brandon Caraway	1997-00
2.	179	Eric Lee	1997-00
3.	167	Michael Bourn	2001-03
4.	164	Jake Stewart	2004-08
5.	161	Dustin Carr	1994-97
6.	154	Phil Lewis	1990-93
7.	152	Connor Wong	2015-17
8.	149	Zak Presley	2007-10
9.	148	Josh Vidales	2013-16
		Blake Kelso	2008-10

#### Hits

1.	324	Brandon Caraway	1997-00
2.	288	Joe Davis	2016-19
3.	253	Eric Lee	1997-00
4.	244	Zak Presley	2007-10
	244	Blake Kelso	2008-10
6.	241	Caleb Ramsey	2008-11
7.	234	Phil Lewis	1990-93
		Justin Montemayor	2013-16
9.	232	Jake Stewart	2004-08
10.	230	Josh Vidales	2013-16

#### Doubles

1.	63	Brandon Caraway	1997-00
2.	52	Jake Stewart	2004-08
		Joe Davis	2016-19
4.	51	Dustin Carr	1994-97
5.	48	Jarrold Bitter	1998-00
6.	47	Tyson Schweitzer	1999-00
		Fred Hinojosa	1987-90
		Eric Lee	1997-00
9.	44	Caleb Ramsey	2008-11
10.	41	Blake Kelso	2008-10
		Jared Triolo	2017-19

#### Triples

1.	19	Phil Lewis	1990-93
2.	14	G.J. Cantu	1965-67
3.	11	Blake Kelso	2008-10
4.	10	Bill McLain	1970-72
		Eric Lee	1997-00
		Caleb Ramsey	2008-11
		Kyle Survance	2013-15
8.	9	Ricky Freeman	1991-94
		Frankie Ratcliff	2013-14
		Scott Sheldon	1988-91
		Brandon Caraway	1997-00

#### Total Bases

1.	503	Joe Davis	2016-19
2.	435	Brandon Caraway	1997-00
3.	380	Eric Lee	1997-00
4.	363	Jake Stewart	2004-08
5.	350	Jarrold Bitter	1998-00
6.	339	Phil Lewis	1990-93

7.	337	Dustin Carr	1994-97
8.	336	Fred Hinojosa	1987-90
9.	331	Blake Kelso	2008-10
10.	326	Caleb Ramsey	2008-11

#### Slugging Percentage

(min. 2 years played, 2 AB for each team game)

1.	.657	Tom Paciorek	1966-68
2.	.651	Pat Hewes	1985-86
3.	.628	Mark Grimes	1984-85
4.	.625	J.P. Woodward	1999-00
5.	.593	Jarrold Bitter	1998-00
6.	.592	Goefrey Tomlinson	1995-97
7.	.588	Damon Baldwin	1985-86
8.	.581	Brett Cooley	2002-04
9.	.573	Tyson Schweitzer	1999-00
10.	.556	Mark Hooker	1988-89

#### On-Base Percentage (since 1980)

(min. 2 years played, 2 AB for each team game)

1.	.470	Rayner Noble	1980-83
2.	.461	Jarrold Bitter	1998-00
3.	.456	Ryan Still	2010-11
4.	.456	Jim Payne	1965-66
5.	.449	Corky Swindell	1982-83
6.	.448	Tom Paciorek	1966-68
7.	.446	Tom Duschinski	1972-74
8.	.446	Jim Bethea	1956-58
9.	.446	Fred Hinojosa	1987-90
10.	.443	J.P. Woodward	1999-00

#### Toughest to Strike Out

(min. 2 years played, 2 AB for each team game)

1.	27.2	Corky Swidell	1982-83
2.	23.5	Donnie Randell	1978-79
3.	21.6	Thad Altman	1976-77
4.	17.7	Bill McLain	1970-72
5.	17.2	Ike Lucas	1965-67
6.	16.4	Russ Schroeder	1971-74
7.	15.50	Bobby Hollas	1976-79
8.	15.45	Wes Gregersen	1981-82
9.	15.1	Kevin Muno	1979-80
10.	14.7	G.J. Cantu	1965-67

#### Stolen Bases

1.	94	Brandon Caraway	1997-00
2.	90	Michael Bourn	2001-03
3.	82	Kyle Survance	2013-15
4.	71	David Vinson	1971-74
5.	65	Eric Lee	1997-00
	65	Zak Presley	2007-10
7.	57	Jake Stewart	2004-08
8.	56	Phil Lewis	1990-93
9.	54	Dustin Carr	1994-97
10.	52	Ryan Lormand	2007-08
	52	Landon Appling	2011-14

#### Hit by Pitch

1.	52	Landon Appling	2011-14
2.	40	Connor Hollis	2014-18
3.	30	Bryan Tully	2005-08
4.	28	Brandon Caraway	1997-00
5.	27	Jarrold Bitter	1998-00
6.	26	Jake Stewart	2004-08
		Chris Wallace	2007-10
8.	24	Joe Davis	2016-19
9.	23	Brandon Milam	1995-96
		Eric Lee	1997-00

#### Bases on Balls

1.	133	Josh Vidales	2013-16
2.	132	Zak Presley	2007-10
3.	128	Rayner Noble	1980-83
4.	117	Eric Lee	1997-00
5.	116	Michael Bourn	2001-03
6.	108	Brandon Caraway	1997-00
7.	107	Fred Hinojosa	1987-90
		Mark Stevens	1972-75
9.	105	Phil Lewis	1990-93
10.	101	Bruce Rios	1996-99

### PITCHING

#### Wins

1.	32	Shane Nance	1997-00
2.	27	Doug Drabek	1981-83
3.	25	Brad Sullivan	2001-03
		Rayner Noble	1980-83
		Mike Walker	1984-86
		Al Benavides	1989-91
		Kyle Crowell	998-00
8.	22	Trey Cumbie	2016-18
9.	21	Andrew Lantrip	2014-16
		Jon McDonald	1995-98
		Tom Lukish	1977-80

#### Earned Run Average

(min. 2 years played, 1 IP for each team game)

1.	1.77	Trey Cumbie	2016-18
2.	1.86	Bob Peters	1959-62
3.	2.00	Rick Brewer	1966-67
4.	2.06	Aaron Fletcher	2015-18
5.	2.13	Jimmy McGee	1962-64
6.	2.23	Dickie Thompson	1956-58
7.	2.27	Tom Wenmoth	1964-65
8.	2.45	Trey Cumbie	2016-18
9.	2.46	Jody Supak	1986-87
10.	2.55	Wayne Hill	1966-68

#### Strikeouts

1.	409	Brad Sullivan	2001-03
2.	388	Shane Nance	1997-00
3.	293	Brad Lincoln	2004-06
4.	290	Seth Romero	2015-17
5.	238	Kyle Crowell	1998-00
6.	235	Johnny Hatcher	1970-73
7.	234	Trey Cumbie	2016-18
8.	232	Andrew Lantrip	2014-16
9.	219	Wes Musick	2006-09
10.	214	Tom Lukish	1977-80

#### Innings Pitched

1.	411.1	Shane Nance	1997-00
2.	347.1	Brad Sullivan	2001-03
3.	297.2	Rayner Noble	1980-83
4.	288.0	Kyle Crowell	1998-00
5.	286.1	Brad Lincoln	2004-06
6.	285.2	Mike Walker	1984-87
7.	276.1	Jon McDonald	1995-98
8.	268.2	Doug Drabek	1981-83
9.	265.2	Wes Musick	2006-09
10.	265.0	Tom Lukish	1977-80

#### Appearances

1.	94	Larry Coker	1984-87
2.	88	Chase Dempsay	2008-11
3.	85	Nathan Mitchell	1999-02
4.	83	Nick Torina	1998-01



	Al Benavides	1989-91
6.	80 Chase Wellbrock	2011-14
7.	79 Chris Wright	2005-09
8.	78 Barry Laird	2006-10
	Gene Flores	2001-05
	Robert Dieudonné	1997-00

### Winning Percentage

(min. 10 decisions)

1.	.917 (11-1)	Tyler Ford	2013-14
2.	.842 (16-3)	Jody Supak	1986-87
3.	.806 (25-6)	Kyle Crowell	1998-00
4.	.800 (16-4)	Rob Riley	1981-82
	.800 (8-2)	Rick Brewer	1966-67
6.	.778 (14-4)	Jack Schulte	1953-54
7.	.758 (25-8)	Al Benavides	1989-91
8.	.733 (22-8)	Trey Cumbie	2016-18
9.	.720 (18-7)	Billy Blum	1977-78
10.	.714 (20-8)	Ben Weber	1989-91

### Saves

1.	24 Chase Wellbrock	2011-14
2.	16 Ryan Wagner	2002-03
3.	15 Chase Dempsay	2008-11
4.	13 Justin Vaclavik	2003-05
5.	12 Larry Coker	1984-87
	Donnie Joseph	2007-09
	Fred Vilarreal	2017-19
8.	11 Al Benavides	1989-91
	Nick Hernandez	2016
	Devon Roedahl	2019

### Complete Games

1.	23 Johnny Hatcher	1970-73
2.	20 Bob Peters	1959-62
3.	19 Tom Lukish	1977-80
4.	15 Mike Walker	1984-87
	Steve Brewer	1970-73
6.	14 Billy Blum	1977-78
7.	12 Shane Nance	1997-00
	Doug Drabek	1983-83
	Rayner Noble	1980-83
10.	11 Tom Ball	1970-72

### Shutouts

1.	6 Ben Weber	1989-91
	Kevin Peters	1959-62
3.	5 Shane Nance	1997-00
	Charles Garza	1974-77
5.	4 Trey Cumbie	2016-18
	Doug Drabek	1981-83
	Rayner Noble	1980-83
	Billy Blum	1977-78
	Jeff Simons	1976-78
	Johnny Hatcher	1970-73

### Strikeouts per Nine Innings

(with min. 2 years played, 1 IP for each team game)

1.	15.54 Ryan Wagner	2002-03
2.	11.53 Seth Romero	2015-17
3.	10.6 Brad Sullivan	2001-03
4.	9.7 Kevin Roberts	2003-05
5.	9.6 Charlie Pieper	1957-59
6.	9.21 Brad Lincoln	2004-06
7.	9.18 Austin Faught	2001-02
8.	9.0 Dickie Thompson	1956-58
9.	8.9 Michael Goodnight	2009-10
10.	8.7 Eric Rasberry	1988-89

## FIELDING

### Fielding Percentage

(min. 200 chances and two years played)

1.	.997 Matt Creel	2010-11
2.	<b>.996 Kyle Lovelace</b>	<b>2018-</b>
3.	.994 Casey Grayson	2012-14
	.994 Brett Logan	2002-06
	.994 M. P. Cokinos	2010-11
6.	.993 Caleb Barker	2013-14
	.993 Josh Stirneman	2006-07
8.	.992 Bret Bartley	1989-90
	.992 Steve Reeves	1972-75
10.	.991 J.P. Woodward	1999-00
	.991 Scott Keithley	1996-97
	.991 Brian Blair	1991-93
	.991 Chris Snyder	2000-02
	.991 Thanos Papavasiliou	2001-04
	.991 Jeff Copeland	1978-79
	.991 Larry Coker	1984-87

### Total Chances

1.	1,426 Joe Davis	2016-19
2.	1,409 Brett Logan	2002-06
3.	1,294 Fred Hinojosa	1987-90
4.	1,207 Chris Snyder	2000-02
5.	1,206 Thanos Papavasiliou	2001-04
6.	1,153 Connor Wong	2015-17
7.	1,151 J.P. Woodward	1999-00
8.	1,143 Chris Tremie	1989-92
9.	1,130 Bobby Hollas	1976-79
10.	1,126 Justin Montemayor	2013-16

### Putouts


1.	1,351 Joe Davis	2016-19
2.	1,246 Brett Logan	2002-06
3.	1,141 Fred Hinojosa	1987-90
4.	1,129 Thanos Papavasiliou	2001-04
5.	1,083 J.P. Woodward	1999-00
6.	1,081 Chris Snyder	2000-02
7.	1,049 Bobby Hollas	1976-79
8.	976 Chris Tremie	1989-92
9.	961 Connor Hollis	2014-18
10.	954 Chris Wallace	2007-10

### Assists

1.	622 Josh Vidales	2013-16
2.	588 Blake Kelso	2008-10
3.	578 Connor Hollis	2014-18
4.	543 Sean Allen	1998-01
5.	478 Scott Sheldon	1988-91
6.	440 Stuart Musslewhite	2002-04
7.	424 Dustin Kingsbury	2004-07
8.	397 Bryan Pounds	2005-08
9.	388 Aaron Melebeck	1999-00
10.	355 Jared Triolo	2017-19



Joe Davis, who was selected in the 19th round of the 2019 MLB Draft by Boston, is Houston's all-time career leader in total chances (1,426) and putouts (1,351).



Chase Wellbrock is Houston's all-time leader in saves with 24 during his four-year career as a Cougar. He was a 33rd round selection in 2014 by Toronto.



# INDIVIDUAL SINGLE-SEASON LEADERS

Current players listed in ***Bold Italics***.

## HITTING

### Games Played

1.	67	Stuart Musslewhite	2003
		Keith Darter	1990
		Scott Sheldon	1990
4.	66	Casey Grayson	2014
		Ryan Lormand	2008
		Blake Kelso	2008
		Hyung Cho	2003
		Eric Lee	2000
		Aaron Melebeck	2000
		Kris Wilken	2000
		Phil Lewis	1990

### Batting Average

(min. 2 AB for each team game)

1.	.435	Tom Paciorek	1967
2.	.427	Goefrey Tomlinson	1997
3.	.422	Corky Swindell	1983
4.	.412	Fred Hinojosa	1988
5.	.408	Mike Minturn	1981
6.	.404	Steve Kovar	1977
7.	.403	Jerry Willeford	1976
8.	.399	Dustin Carr	1997
9.	.398	Ike Lucas	1965
10.	.397	J.J. Matzke	1993

### Hitting Streaks

1.	40	Brandon Caraway	4/11/98 - 3/16/99
2.	32	Ike Lucas	1965 - 66
3.	22	Brett Cooley	4/2/02 - 5/14/02
4.	21	Caleb Ramsey	3/21/10 - 4/28/10
		Travis Tully	4/10/04 - 5/21/04
5.	20	Jimmy Cesario	3/18/07 - 4/29/07
6.	19	Bryan Pounds	5/23/07 - 3/22/08
7.	18	Corey Julks	3/18/17 - 4/14/17
		Zak Presley	4/5/08 - 5/2/08
		J.P. Woodward	4/11/99 - 5/16/99
		Jason Schreiber	3/9/96 - 4/7/96
11.	17	Jared Triolo	3/13/18 - 4/10/18
		Michael Pyeatt	3/4/16 - 4/1/16
		Rob Johnson	4/27/04 - 5/27/04
		Bruce Rios	5/18/97 - 3/11/98
		Dustin Carr	5/11/96 - 3/4/97
		Shane Buteaux	3/15/94 - 4/12/94

### At Bats

1.	277	Brandon Caraway	2000
2.	274	Blake Kelso	2008
3.	271	Dustin Carr	1997
4.	270	Ryan Lormand	2008
5.	267	Brandon Caraway	1999
6.	265	Connor Wong	2017
7.	262	Jesse Crain	2002
8.	261	Hyung Cho	2003
		Kris Wilken	2000
10.	257	Aaron Melebeck	2000

### Runs

1.	80	Dustin Carr	1997
2.	74	Jake Stewart	2008
		Brandon Caraway	1998
		Goefrey Tomlinson	1997
5.	72	Brandon Caraway	1999
6.	68	Michael Bourn	2002
		John Altobelli	1985
8.	62	Dominic Hernandez	1996

9.	61	Connor Wong	2017
		Scott Keithley	1997

### Hits

1.	108	Dustin Carr	1997
2.	106	Goefrey Tomlinson	1997
3.	97	Brandon Caraway	1999
4.	94	Hyung Cho	1994
5.	93	Keith Darter	1990
6.	91	Bryan Pounds	2008
7.	89	Ryan Lormand	2008
8.	88	Jarrold Bitter	1999
9.	85	Jared Triolo	2018
		Blake Kelso	2009
		Jake Stewart	2008

### Doubles

1.	32	Dustin Carr	1997
2.	29	Goefrey Tomlinson	1997
3.	24	Jake Stewart	2008
		Aaron Melebeck	2000
		Tyson Schweitzer	1999
6.	23	Tyson Schweitzer	2000
7.	22	Damon Baldwin	1985
8.	21	Ryan Lormand	2008
		Jarrold Bitter	2000
10.	19	Connor Hollis	2018
		Travis Tully	2005
		Stuart Musslewhite	2003
		Hyung Cho	2003
		Brandon Milam	1996
		Fred Hinojosa	1988

### Triples

1.	8	Frankie Ratcliff	2013
		Phil Lewis	1993
3.	7	Joel Ansley	2010
4.	6	Corey Julks	2017
		Brandon Milam	1996
		Greyson Liles	1992
		Phil Lewis	1992
		Lonnie Walker	1987
		Gary Weiss	1978
		G.J. Cantu	1965
		Rolan Walton	1951

### Home Runs

1.	23	Pat Hewes	1986
2.	18	Jake Scheiner	2017
		Brett Cooley	2002
		J.P. Woodward	1999
		Joe Davis	2019
6.	16	Matt Weston	2006
		Omar Brewer	1987
		Goefrey Tomlinson	1997
		Mark Grimes	1985
10.	15	Chris Snyder	2002
		Chris Iriart	2015

### Runs Batted In

1.	71	Chris Snyder	2002
2.	67	Bryan Pounds	2008
		Goefrey Tomlinson	1997
		Lonnie Walker	1987
5.	66	Hyung Cho	2003
		J.P. Woodward	1999
7.	64	Jake Scheiner	2017
8.	62	Joe Davis	2018
		Pat Hewes	1986

10.	61	Tyson Schweitzer	2000
-----	----	------------------	------

### Total Bases

1.	189	Goefrey Tomlinson	1997
2.	177	Dustin Carr	1997
3.	162	Jake Scheiner	2017
4.	160	J.P. Woodward	1999
5.	155	Jake Stewart	2008
		Hyung Cho	2003
7.	153	Brett Cooley	2002
8.	141	Bryan Pounds	2008
		Brandon Caraway	1999
10.	139	Jarrold Bitter	1999
		Pat Hewes	1986

### Slugging Percentage

(min. 2 AB for each team game)

1.	.794	Pat Hewes	1986
2.	.771	Tom Paciorek	1967
3.	.762	Goefrey Tomlinson	1997
4.	.737	J.P. Woodward	1999
5.	.680	Mark Grimes	1985
6.	.678	Omar Brewer	1987
7.	.674	Jerry Willeford	1976
8.	.667	Jake Scheiner	2017
9.	.662	Mike Minturn	1981
10.	.657	Matt Weston	2006

### On-Base Percentage (since 1980)

(min. 2 AB for each team game)

1.	.518	Fred Hinojosa	1988
2.	.505	Rayner Noble	1983
3.	.498	Bruce Rios	1998
4.	.491	Corky Swindell	1983
5.	.491	Goefrey Tomlinson	1997
6.	.488	Ryan Still	2011
7.	.485	Zak Presley	2010
8.	.484	Henry DeLeon	1988
9.	.480	Omar Brewer	1987
10.	.477	Jarrold Bitter	1999

### Toughest to Strike Out

(min. 2 AB for each team game)

1.	49.7	Corky Swindell	1983
2.	29.8	Russ Schroeder	1971
3.	29.3	Ricky Freeman	1994
4.	27.4	Bobby Hollas	1979
5.	27.0	G.J. Cantu	1965
6.	26.7	Austin Gracey	2010
7.	26.5	Freddie Green	1961
8.	26.3	Doug Osburn	1955
9.	25.4	Donnie Randell	1978
10.	24.5	Bob Peters	1962

### Stolen Bases

1.	36	Trey Williams	1969
2.	35	Michael Bourn	2001
3.	33	Shaun Skrehot	1997
4.	32	Michael Bourn	2002
		Thad Altman	1976
6.	31	Kyle Survince	2015
		Kyle Survince	2014
8.	29	Ryan Lormand	2008
9.	27	Brandon Caraway	1999
		Shane Buteaux	1994

### Consecutive Stolen Bases (since 1987)

1.	24	Shaun Skrehot	2/9/97 - 4/27/97
2.	21	Ryan Lormand	2/29/08 - 4/27/08
		Goefrey Tomlinson	2/20/96 - 4/26/97

4.	19	Ryan Lormand	3/6/07 - 2/24/08
5.	16	Kyle Survince	3/15/14 - 4/12/14
6.	15	Sam Mitchell	3/18/01 - 2/10/02
7.	14	Zak Presley	4/16/10 - 5/26/10
8.	13	Brandon Caraway	4/6/99 - 5/14/99
		Brandon Caraway	3/21/98 - 5/8 (G1)/98
		Lonnie Walker	3/9/87 - 5/23/87

### Hit by Pitch

1.	21	Landon Appling	2011
2.	19	Chris Iriart	2015
3.	17	Ryan Still	2011
4.	15	Jake Stewart	2008
5.	13	Landon Appling	2013
		Bryan Tully	2008
		Jarrold Bitter	2000
8.	12	Jake Scheiner	2017
		Connor Hollis	2017
		Brandon Milam	1995

### Bases on Balls

1.	57	John Altobelli	1985
2.	54	J.P. Woodward	2000
3.	52	Casey Grayson	2014
4.	50	Michael Bourn	2001
5.	49	Josh Vidales	2013
6.	47	Lael Lockhart Jr.	2018
		Chris Snyder	2002
		Zak Presley	2010
9.	46	Ian Rice	2015
		Michael Bourn	2002
		Rayner Noble	1983

## PITCHING

### Wins

1.	13	Brad Sullivan	2002
		Kyle Crowell	2000
		Jody Supak	1987
4.	12	Brad Lincoln	2006
		Mike Walker	1985
		Doug Drabek	1983
		Rayner Noble	1983
8.	11	Kyle Crowell	1999
9.	10	Trey Cumbie	2017
		Ike Haas	1992
		Al Benavides	1991
		Doug Drabek	1982
		Rob Riley	1981
		Billy Blum	1978
		Austin Pruitt	2013

### Earned Run Average

(min. 1 IP for each team game)

1.	1.15	Tom Wenmoth	1964
2.	1.173	Chase Wellbrock	2014
3.	1.1739	Tyler Ford	2014
4.	1.31	Rayner Noble	1983
5.	1.39	Bob Peters	1960
6.	1.54	Dickie Thompson	1956
7.	1.67	Larry Satcher	1966
8.	1.69	Brad Lincoln	2006
9.	1.70	Ronnie Zeller	1955
10.	1.80	Rick Brewer	1967

### Strikeouts

1.	157	Brad Sullivan	2002
2.	154	Brad Sullivan	2003
3.	152	Brad Lincoln	2006
4.	148	Ryan Wagner	2003
5.	119	Shane Nance	1999



Tyler Ford finished the 2014 season with a 9-0 record to become the program's single-season leader with a 1.000 winning percentage in his 27 appearances out of the bullpen.

6.	117	Kyle Crowell	2000
7.	115	Andrew Lantrip	2015
8.	113	Seth Romero	2016
9.	110	Trey Cumbie	2018
10.	106	Brad Lincoln	2005
		Shane Nance	1997

### Innings Pitched

1.	138.1	Kyle Crowell	2000
2.	132.2	Mike Walker	1985
3.	128.2	Brad Sullivan	2002
4.	127.2	Brad Lincoln	2006
5.	123.2	Brad Sullivan	2003
6.	117.0	Kyle Crowell	1999
		Ike Haas	1992
8.	113.2	Austin Pruitt	2013
9.	113.1	Danny Zell	2003
	113.1	Andrew Lantrip	2015

### Appearances

1.	38	Ryan Wagner	2003
2.	36	Brandon Roznovsky	2004
		Nathan Mitchell	2002
4.	33	Chase Dempsay	2008
		Fred Villarreal	2019
6.	32	Bryan Moore	1999
7.	31	Larry Coker	1984
		Donnie Joseph	2009
9.	30	Matt Hooper	2000
		Greg Runser	2000
		Robert Dieudonne	1997
		Al Benavides	1990
		Devon Roedahl	2019

### Winning Percentage

1.	1.000 (9-0)	Tyler Ford	2014
2.	.929 (13-1)	Brad Sullivan	2002
		Jody Supak	1987
4.	.888 (8-1)	John King	2017
5.	.857 (12-2)	Brad Lincoln	2006
6.	.846 (11-2)	Kyle Crowell	1999
7.	.833 (10-2)	Trey Cumbie	2017
8.	.818 (9-2)	Shane Nance	2000
		Kenny Mayberry	1989
10.	.818 (9-2)	Kyle Dowdy	2015

### Saves

1.	15	Ryan Wagner	2003
2.	12	Chase Wellbrock	2014
		Justin Vaclavik	2005
4.	11	Nick Hernandez	2016
		Chase Wellbrock	2013
		Donnie Joseph	2009
		Chase Dempsay	2008
8.	10	Jesse Crain	2002
		Fred Villarreal	2019
10.	9	Brandon Roznovsky	2004

### Complete Games

1.	9	Tom Lukish (1979)	
		Steve Brewer (1972)	
3.	8	Mike Walker (1985)	
		Johnny Hatcher (1972)	
		Bob Peters (1962)	

### Shutouts

1.	5	Bob Peters	1962
2.	4	Charles Garza	1976
3.	3	Brad Sullivan	2002
		Kyle Crowell	2000
		Ben Weber	1991
		Ben Weber	1990
		Doug Drabek	1983
		Wes Walker	1983
		Billy Blum	1977
		Jeff Simons	1977
		Johnny Hatcher	1971

### Consecutive Shutout Innings Pitched

1.	36.2	Kyle Crowell	3/12/99 - 4/16/99
2.	35.2	Jesse Crain	2/10/02 - 6/9/02
3.	31.0	Jared Ray	3/29/09 - 4/1/09
4.	30.2	Brad Sullivan	5/23/02 - 2/14/03
5.	25.0	Doug Drabek	2/26/83 - 3/21/83
		Bobby Hollman	3/17/51 - 4/6/51
7.	21.1	Trey Cumbie	3/14/17 - 4/7/17

### Strikeouts per Nine Innings

(min. 1 IP for each team game)

1.	*16.8	Ryan Wagner	2003
2.	15.87	Seth Romero	2017
3.	13.50	Donnie Joseph	2009
4.	11.9	Dickie Thompson	1957
5.	11.2	Brad Sullivan	2003
6.	11.1	Ted Langlie	1959
7.	11.0	Brad Sullivan	2002
8.	10.8	Seth Romero	2016
9.	10.7	Brad Lincoln	2006
10.	10.5	Charlie Pieper	1957

\* - NCAA Division I single-season record

## FIELDING

### Total Chances

1.	634	J.P. Woodward	2000
2.	608	Casey Grayson	2014
3.	575	Justin Montemayor	2013
		Chris Snyder	2002
5.	570	Chris Iriart	2015
6.	549	Joe Davis	2019
7.	527	James Wambach	1990
8.	523	James Wambach	1991
9.	517	J.P. Woodward	1999
10.	516	Josh Stirneman	2007

### Putouts

1.	598	J.P. Woodward	2000
2.	543	Chris Iriart	2015
3.	540	Casey Grayson	2014
4.	536	Justin Montemayor	2013
5.	526	Joe Davis	2019
6.	515	Chris Snyder	2002
7.	485	J.P. Woodward	1999
8.	479	James Wambach	1990
9.	478	Josh Stirneman	2007
10.	472	Jayne Sperring	1998

### Assists

1.	217	Connor Hollis	2017
2.	215	Aaron Melebeck	2000
3.	199	Blake Kelso	2008
4.	196	Blake Kelso	2010
5.	195	Connor Wong	2015
6.	193	Blake Kelso	2009
7.	192	Sean Allen	2000
8.	191	Josh Vidales	2015
9.	189	Stuart Musslewhite	2003
10.	184	Chase Jensen	2011



Ryan Wagner broke the single-season NCAA Division I record with 16.8 strikeouts per nine innings in 2003. Wagner was a 1st Round pick and No. 14 overall in 2003 by the Cincinnati Reds.



# TEAM SINGLE-SEASON LEADERS

## SCHEDULE

### Games Played

1.	67	2003
		1999
3.	66	2014
		2008
		2000
6.	65	2002
		1987
8.	64	1999
9.	63	2018
		2017
		2015
		1997

### Wins

1.	48	2014
		2002
		2000
4.	44	1990
		1985
6.	43	2015
		1989
		1983
9.	42	2017
		2008
		1982

### Losses

1.	35	2012
2.	32	2011
		2010
4.	31	2009
5.	30	2005
		2003
		2001
8.	29	2004
		1995
10.	28	2007
		1996
		1992
		1980

### Winning Percentage

1.	.741 (42-14-2)	1983
		1982
3.	.738 (48-17)	2002
4.	.727 (48-18)	2014
	(48-18)	2000
	(16-6)	1962
7.	.721 (44-17)	1985
8.	.717 (43-17)	1989
9.	.683 (43-20)	2015
10.	.674 (31-15)	1976

### Conference Wins

1.	22	2002 (C-USA)
2.	21	2000 (C-USA)
		1998 (C-USA)
4.	20	2001 (C-USA)
		1999 (C-USA)
6.	19	2004 (C-USA)
		1997 (C-USA)
8.	18	2006 (C-USA)
		2003 (C-USA)
10.	16	2018 (American)
		2015 (American)
		2005 (C-USA)
		1976 (SWC)

### Conference Losses

1.	21	1992 (SWC)
2.	18	1995 (SWC)
		2012 (C-USA)
4.	17	1980 (SWC)
5.	16	1975 (SWC)
6.	15	1996 (SWC)
		1993 (SWC)
		1984 (SWC)
9.	14	1994 (SWC)
		1988 (SWC)

## HITTING

### Batting Average

1.	.327	1997
2.	.314	1988
3.	.313	1977
4.	.3114	1999
5.	.3112	1993
6.	.3098	2002
7.	.3095	1989
8.	.308	1985
9.	.305	2004
10.	.304	2000

### At Bats

1.	2,325	1999
2.	2,323	1997
3.	2,310	2000
4.	2,289	2008
5.	2,272	2003
6.	2,237	2002
7.	2,179	2014
8.	2,132	2006
9.	2,124	2018
10.	2,122	2017

### Runs Scored

1.	508	1997
2.	484	2000
		1999
4.	480	1985
5.	469	1987
6.	464	2008
7.	446	1988
8.	419	1990
9.	418	2002
10.	403	2017

### Hits

1.	759	1997
2.	724	1999
3.	703	2000
4.	693	2002
5.	688	2008
6.	635	2004
7.	629	1990
8.	628	2003
9.	625	2006
10.	616	2017

### Doubles

1.	157	2000
2.	147	1997
3.	144	2008
4.	140	1999
5.	126	1998
6.	118	2005
7.	114	2006
		1985
9.	113	2003

1996	10.	.392	1990
------	-----	------	------

### Triples

1.	27	1990
2.	26	2017
3.	25	2013
4.	24	2011
5.	23	2010
6.	22	2015
		1993
		1992
7.	20	1985
10.	19	1996

### Home Runs

1.	83	1986
2.	77	1999
3.	76	1985
4.	75	2000
5.	71	2006
6.	68	1988
7.	67	1997
		1987
9.	60	2017
10.	58	2002

### Extra-Base Hits

1.	248	2000
2.	232	1997
3.	232	1999
4.	210	1985
5.	203	2008
6.	201	2006
7.	197	1998
		1987
9.	191	1988
10.	188	2017

### Total Bases

1.	1,143	1997
2.	1,125	1999
3.	1,117	2000
4.	1,021	2008
5.	984	2006
6.	982	2002
7.	950	2017
8.	948	1985
9.	936	1987
10.	920	1998

### Slugging Percentage

1.	.515	1985
2.	.507	1986
3.	.501	1988
4.	.492	1997
5.	.484	1999
		2000
7.	.480	1989
8.	.474	1987
9.	.468	1998
10.	.462	1981

### On-Base Percentage

1.	.418	1988
2.	.416	1985
3.	.414	1993
4.	.409	1987
5.	.399	1997
6.	.396	2000
7.	.394	1999
8.	.393	1984
9.	.393	1996

### Runs Batted In

1.	457	1997
2.	445	2000
3.	440	1985
4.	432	1999
5.	421	2008
6.	419	1987
7.	400	1989
		1988
9.	364	2002
10.	362	1998

### Stolen Bases

1.	152	1997
2.	142	2008
3.	125	1993
4.	114	1999
5.	107	2001
6.	105	1969
7.	94	2002
8.	90	2003
9.	89	2010
		1987
		1976

### Strikeouts

1.	471	2018
2.	434	2008
3.	419	2015
4.	407	2003
		1999
6.	401	2005
		2000
8.	399	2004
9.	398	2011
10.	391	2017

### Bases on Balls

1.	341	1987
		1985
3.	315	1988
4.	303	2000
5.	296	1992
6.	293	1990
7.	292	2014
8.	284	2008
9.	278	1999
		1984

### Hit by Pitch

1.	78	2011
2.	75	2008
3.	74	2017
4.	62	2015
		2000
6.	60	2018
7.	54	2019
		2016
		1999
10.	50	1993

### Sacrifice Bunts

1.	70	2011
2.	67	2003
3.	65	2014
4.	62	2013
5.	54	2008
6.	53	2015
7.	52	1990
		2012



9.	47	2000
10.	46	2009
		1999
		1983

### Sacrifice Flies

1.	38	1994
2.	32	2015
3.	30	1998
		1990
5.	28	2013
		2007
		1997
8.	27	2008
		2002
10.	26	2006
		2001

### PITCHING

#### Earned Run Average

1.	2.27	1964
2.	2.35	2014
3.	2.48	2016
4.	2.51	1960
5.	2.68	1970
6.	2.77	1956
7.	2.82	1966
8.	2.89	2015
9.	2.91	1966
10.	2.92	1971

#### Innings Pitched

1.	598.1	2003
2.	597.2	2000
3.	589.0	2014
4.	586.0	2008
5.	584.2	1999
6.	574.1	2002
7.	573.0	2015
8.	560.2	2018
9.	558.0	1997
10.	556.2	2017

#### Saves

1.	22	2008
2.	17	2014
		2009
		2003
5.	16	2019
6.	15	2018
		2016
		2015
		2013
		2002

#### Strikeouts

1.	605	2003
2.	548	2002
3.	516	1997
4.	502	2006
5.	492	2018
6.	488	2005
7.	482	2008
8.	478	2015
9.	475	2016
10.	453	2009
		1999

#### Complete Games

1.	28	1972
2.	24	1983
3.	22	1971

4.	21	1977
5.	19	1985
		1979
7.	18	1976
8.	17	1988
9.	15	1992
		1980
		1962

#### Shutouts

1.	13	1977
2.	12	1983
3.	12	1991
4.	9	2014
		1990
		1987
		1982
		1976
9.	8	2016
		2015
		2002
		1985

#### Runs Allowed

1.	420	2010
2.	410	1996
3.	406	2008
4.	378	1997
5.	370	2009
6.	355	2012
7.	353	1987
8.	351	1998
9.	349	1999
		1993

#### Hits Allowed

1.	639	2008
2.	601	1999
3.	600	2009
4.	598	2000
		1997
6.	592	2010
7.	591	1996
8.	585	2011
9.	576	2012
10.	565	2007

#### Bases on Balls Allowed

1.	334	2010
2.	310	1987
3.	304	1993
4.	303	1983
5.	295	1994
6.	292	2008
7.	289	1986
8.	267	1990
		1982
		1981

#### Hit Batters

1.	75	2003
2.	74	2002
3.	72	2018
		1999
5.	69	2008
6.	66	2009
7.	64	2005
8.	63	2004
		1996
10.	61	1997

#### Wild Pitches

1.	58	2003
2.	57	2007
3.	56	2009
4.	51	1994
5.	50	2010
		1995
7.	49	1999
8.	48	2008
9.	47	2011
		2001
		1988

### FIELDING

#### Fielding Percentage

1.	.977	2000
2.	.976	2018
3.	.972	2017
		2014
5.	.971	2010
6.	.970	1977
		2006
		1975
		1982
		1981

#### Total Chances

1.	2,613	2003
2.	2,579	2000
3.	2,576	1999
4.	2,508	2008
5.	2,507	2015
6.	2,497	2014
7.	2,494	2002
8.	2,478	2017
9.	2,457	1997
10.	2,443	1990

#### Putouts

1.	1,795	2003
2.	1,793	2000
3.	1,767	2014
4.	1,758	2008
5.	1,754	1999
6.	1,723	2002
7.	1,719	2015
8.	1,682	2018
9.	1,674	1997
10.	1,670	2017

#### Assists

1.	741	1999
2.	739	2017
3.	734	1990
4.	730	2003
5.	727	2000
6.	722	1996
7.	709	2015
8.	691	1997
9.	687	1991
10.	677	2002

#### Errors

1.	106	1996
2.	104	1987
3.	100	1988
		2012
5.	96	1993
6.	95	1994
7.	94	2002
		1992
9.	93	1995

10.	92	1998
		1997

#### Double Plays Turned

1.	74	2000
2.	72	1999
3.	70	2004
4.	66	1990
5.	64	2010
		2002
7.	63	2001
8.	62	1996
9.	58	1989
10.	57	2003
		1998



YEAR-BY-YEAR LEADERS

HITTING TRIPLE CROWN

Only 13 Cougars have led the club in batting average, home runs and RBIs in the same season, led by **Tom Paciorek**, who accomplished the feat twice.  
(\* -- tied for team lead)

Year	Name	Avg.	HR	RBI
1957	Jimmy Bethea	.343	3	15
1967	Tom Paciorek	.435	10	29
1968	Tom Paciorek	.364	6*	20*
1970	Rusty Clark	.330	7	18*
1976	Jerry Willeford	.403	4	29
1978	Jay Beard	.337	9	37
1980	Mike Breslin	.362	9	31*
1985	Mark Grimes	.360	16	56*
1997	Goefrey Tomlinson	.427	16	67
2001	Chris Snyder	.316	13	53
2003	Hyung Cho	.360	14	66
2014	Casey Grayson	.321*	6	48
2017	Jake Scheiner	.346	18	64
2020	Ryan Hernandez^	.300	5	14

^Season cut short due to COVID-19 pandemic

Batting Average

1948	Eugene Lehnertz	.428
1949	Felix Fraga	.333
1950	Felix Fraga	.296
1951	Rolan Walton	.333
1952	Harry Keister	.319
1953	Carlton Hanta	.361
1954	Carlton Hanta	.354
1955	Dick Arnold	.404
1956	Don Flynn	.282
1957	Jimmy Bethea	.343
1958	Billy Dube	.301
1959	Freddie Green	.325
1960	Bucky Watkins	.302
1961	Bunky Caldwell	.300
1962	George Berger	.306
1963	Buzzy Foster	.348
1964	Joe Lopasky	.313
1965	Ike Lucas	.398
1966	Ike Lucas	.374
1967	<b>Tom Paciorek</b>	<b>.435</b>
1968	Tom Paciorek	.364
1969	Trey Williams	.326
1970	Rusty Clark	.330
1971	Eddie Henderson	.302
1972	Tom Duschinski	.310
1973	Mike Bollman	.375
1974	Mark Stevens	.366
1975	Doug Phillips	.312
1976	Jerry Willeford	.403
1977	Steve Kovar	.374
1978	Jay Beard	.337
1979	Rusty Snyder	.367
1980	Mike Breslin	.362
1981	Mike Breslin	.408
1982	Corky Swindell	.324
1983	Corky Swindell	.422
1984	Mark Grimes	.340
1985	Mark Grimes	.360
1986	Damon Baldwin	.382
1987	Omar Brewer	.366

1988	Fred Hinojosa	.412
1989	David Vasquez	.361
1990	Keith Darter	.396
1991	Rusty Smajstrla	.348
1992	Phil Lewis	.344
1993	J.J. Matzke	.397
1994	Ricky Freeman	.385
1995	Jason Farrow	.330
1996	Brandon Milam	.357
1997	Goefrey Tomlinson	.427
1998	Bruce Rios	.370
1999	Jarrod Bitter	.389
2000	Jarrod Bitter	.369
2001	Chris Snyder	.316
2002	Chris Snyder	.343
2003	Hyung Cho	.360
2004	Kevin Roberts	.374
2005	Travis Tully	.364
2006	Isa Garcia	.357
2007	Jimmy Cesario	.352
2008	Bryan Pounds	.354
2009	Blake Kelso	.335
2010	Zak Presley	.344
2011	Ryan Still	.333
2012	Landon Appling	.324
2013	Justin Montemayor	.329
2014	Casey Grayson	.321
	Connor Hollis	.321
2015	Chris Iriart	.302
	Corey Julks	.302
2016	Corey Julks	.332
2017	Jake Scheiner	.346
2018	Jared Triolo	.344
2019	Jared Triolo	.332
2020	Ryan Hernandez	.300

Home Runs

1948	Unknown	
1949	Unknown	
1950	John Wood	1
1951	Unknown	

1952	Unknown	
1953	Carlton Hanta	2
1954	Unknown	
1955	John Dean	2
1956	Mitch Vucelich	4
1957	Jimmy Bethea	3
1958	Jimmy Bethea	4
1959	Freddie Green	3
1960	Bubba Wagner	3
1961	Cliff Jubela	1
1962	Three Players Tied	1
1963	Four Players Tied	1
1964	Steve Free	1
	Bill Pruett	
1965	G.J. Cantu	4
1966	Ken Hebert	5
1967	Tom Paciorek	10
1968	Tom Paciorek	6
	Jim Sparkman	
1969	Jim Sparkman	4
1970	Rusty Clark	7
1971	Larry Martin	6
1972	Tommy Kaiser	5
1973	Tom Duschinski	5
1974	David Vinson	4
1975	Mike Higgins	9
1976	Jerry Willeford	4
1977	Randy Abendroth	5
1978	Jay Beard	9
1979	Jay Beard	7
1980	Mike Breslin	9
1981	Three Players	7
1982	Jeff Jacobsen	11
1983	Riley Epps	8
1984	Mark Grimes	6
1985	Mark Grimes	16
1986	<b>Pat Hewes</b>	<b>23</b>
1987	Omar Brewer	16
1988	Mark Hooker	9
	Mike Rhodes	
1989	David Vasquez	9
	Fred Hinojosa	
1990	Ricky Torres	5
1991	Rusty Smajstrla	10
1992	Greyson Liles	4
1993	Phil Lewis	9
1994	Shane Buteaux	12
1995	Tom Maleski	6
	Carlos Perez	
1996	Jason Schreiber	7
	Dominic Hernandez	
1997	Goefrey Tomlinson	16
1998	Mike Medrano	12
1999	J.P. Woodard	18
2000	Kris Wilken	12
	J.P. Woodard	
2001	Chris Snyder	13
2002	Brett Cooley	18
2003	Hyung Cho	14
2004	Nick Bott	8
2005	Kevin Roberts	9

2006	Matt Weston	16
2007	Luis Flores	9
2008	Jake Stewart	14
2009	Chris Wallace	9
2010	Chris Wallace	10
2011	Chase Jensen	3
2012	Landon Appling	3
2013	Three Players Tied	3
2014	Casey Grayson	6
2015	Chris Iriart	15
2016	Joe Davis	14
2017	Jake Scheiner	18
2018	Joe Davis	13
2019	Joe Davis	18
2020	Ryan Hernandez	5

Runs Batted In

1948	Unknown	
1949	Unknown	
1950	Felix Fraga	12
1951	Unknown	
1952	Harry Keister	18
1953	Unknown	
1954	Unknown	
1955	John Dean	12
1956	Wayne Tucker	18
1957	Jimmy Bethea	15
1958	Jimmy Bethea	13
1959	Buddy Garidel	16
1960	Bucky Watkins	12
	Bubba Wagner	
1961	Bucky Watkins	6
1962	James Shirley	10
1963	Don Higgs	7
1964	Bill Pruett	17
1965	G.J. Cantu	28
1966	Ken Hebert	29
1967	Tom Paciorek	29
1968	Tom Paciorek	20
	Wayne Westphal	
1969	Jim Sparkman	23
1970	Rusty Clark	18
	Bill McLain	
1971	Larry Martin	18
1972	Bill McLain	24
1973	Tommy Kaiser	23
1974	David Vinson	32
1975	Mike Higgins	30
1976	Jerry Willeford	29
1977	Gary Weiss	29
1978	Jay Beard	37
1979	Bobby Hollas	36
1980	Mike Breslin	31
	David Minielly	
1981	Mike Breslin	35
1982	Wesley Gregersen	49
1983	Corky Swindell	41
1984	John Altobelli	34
1985	Mark Grimes	56
	Damon Baldwin	
1986	Pat Hewes	62

1987	Lonnie Walker	67
1988	Ross Goolsby	49
1989	Fred Hinojosa	46
1990	James Wambach	52
1991	James Wambach	45
1992	Phil Lewis	29
1993	Ricky Freeman	47
1994	Shane Buteaux	56
1995	Jason Farrow	37
1996	Jason Schreiber	57
1997	Goefrey Tomlinson	67
1998	Bruce Rios	55
1999	J.P. Woodward	66
2000	Tyson Schweitzer	61
2001	Chris Snyder	53
2002	<b>Chris Snyder</b>	<b>71</b>
2003	Hyung Cho	66
2004	Rob Johnson	46
2005	Dustin Kingsbury	58
2006	Brad Lincoln	53
2007	Dustin Kingsbury	47
2008	Bryan Pounds	67
2009	Caleb Ramsey	46
2010	Joel Ansley	43
2011	Caleb Ramsey	46
2012	Chase Jensen	33
2013	Frankie Ratcliff	44
2014	Casey Grayson	48
2015	Jacob Campbell	41
2016	Joe Davis	58
2017	Jake Scheiner	64
2018	Joe Davis	62
2019	Joe Davis	57
2020	Ryan Hernandez	14

Runs Scored

1948	Unknown	
1949	Unknown	
1950	Unknown	
1951	Unknown	
1952	Unknown	
1953	Unknown	
1954	Carlton Hanta	26
1955	Doug Osburn	13
1956	Richard Arnold	22
1957	Don Price	15
1958	Billy Dube	13
	Jimmy Bethea	
1959	Joe Schiro	13
1960	Max Wilson	10
	Gary Nelson	
1961	Freddie Green	10
1962	Mike Allen	15
1963	Don Higgs	13
1964	Three Players	18
1965	Ike Lucas	27
1966	Jim Payne	33
1967	Tom Paciorek	30
1968	Tom Paciorek	30
1969	Phil Rose	24
1970	Rusty Clark	33



1971	Eddie Henderson	25
1972	Tom Duschinski	21
	Tommy Kaiser	
1973	Tom Duschinski	27
1974	David Vinson	39
1975	Mark Stevens	27
1976	Jerry Willeford	33
1977	Gary Weiss	33
1978	Gary Weiss	40
1979	Rusty Snyder	37
1980	Mike Breslin	39
1981	Mark Lavespere	47
1982	Mark Lavespere	53
1983	Corky Swindell	44
1984	John Altobelli	47
1985	John Altobelli	68
1986	John Fertitta	54
1987	Omar Brewer	60
	Mitch Gaspard	
1988	Fred Hinojosa	47
1989	David Vasquez	45
1990	Keith Darter	57
1991	Scott Sheldon	61
1992	Greyson Liles	37
1993	Brian Blair	48
1994	Ricky Freeman	57
1995	Tom Maleski	42
1996	Dominic Hernandez	62
1997	Dustin Carr	80
1998	Brandon Caraway	74
1999	Brandon Caraway	72
2000	Eric Lee	60
2001	Michael Bourn	55
2002	Michael Bourn	68
2003	Hyung Cho	54
2004	Travis Tully	41
2005	Kevin Roberts	51
2006	Isa Garcia	51
2007	Ryan Lormand	49
2008	Jake Stewart	74
2009	Blake Kelso	45
2010	Zak Presley	46
2011	Landon Appling	47
2012	Landon Appling	32
2013	Justin Montemayor	42
2014	Kyle Survance	53
2015	Kyle Survance	51
2016	Connor Wong	52
2017	Connor Wong	61
2018	Connor Hollis	50
2019	Jared Triolo	46
2020	Ryan Hernandez	13

### Doubles

1948	Unknown	
1949	Unknown	
1950	Unknown	
1951	Unknown	
1952	Unknown	
1953	Unknown	
1954	Unknown	
1955	John Dean	5

1956	Wayne Tucker	3
	Paul Sweeten	
1957	Jimmy Bethea	6
1958	Jimmy Bethea	4
	Buddy Garidel	
1959	Buddy Garidel	5
1960	Bubba Wagner	4
1961	Freddie Green	2
1962	Cliff Jubela	4
1963	Cliff Jubela	3
	Bob Boeger	
1964	Bob Blackledge	4
1965	Jim Payne	10
1966	Jim Payne	9
1967	Ken Hebert	7
1968	Tom Paciorek	9
1969	Jim Sparkman	8
1970	Steve Spertz	6
	Don Hill	
1971	Russ Schroeder	8
1972	Mark Stevens	7
1973	Tommy Kaiser	6
	Tom Duschinski	
1974	David Vinson	12
1975	Steve Reeves	10
1976	Jerry Willeford	13
1977	Gary Weiss	10
	Donny Lopez	
1978	Jay Beard	13
1979	Jay Beard	16
1980	Mike Breslin	8
1981	Mike Minturn	13
1982	Wesley Gregersen	18
1983	Rayner Noble	14
1984	Riley Epps	14
	John Altobelli	
1985	Mark Grimes	17
1986	Damon Baldwin	22
1987	John Fertitta	14
1988	Fred Hinojosa	19
1989	Mark Cerny	14
1990	James Wambach	18
1991	Scott Sheldon	18
1992	R.D. Long	11
1993	Ricky Freeman	12
1994	Ricky Freeman	12
1995	Tom Maleski	17
1996	Brandon Milam	19
1997	Dustin Carr	32
1998	Brandon Caraway	18
1999	Tyson Schweitzer	24
2000	Aaron Melebeck	20
2001	Chris Snyder	13
2002	Brett Cooley	17
2003	Hyung Cho	19
	Stuart Musslewhite	
2004	Cole Bruce	18
2005	Travis Tully	19
2006	Dustin Kingsbury	17
2007	Jimmy Cesario	13
2008	Jake Stewart	24
2009	Blake Kelso	16

2010	Caleb Ramsey	14
2011	Caleb Ramsey	17
2012	Price Jacobs	11
2013	Frankie Ratcliff	13
2014	Casey Grayson	16
2015	Chris Iriart	14
2016	Joe Davis	17
2017	Jake Scheiner	18
2018	Connor Hollis	19
2019	Jared Triolo	18
2020	Ryan Hernandez	4
	Tyler Bielamowicz	

### Triples

1948	Unknown	
1949	Unknown	
1950	Unknown	
1951	Unknown	
1952	Unknown	
1953	Unknown	
1954	Unknown	
1955	Doug Osburn	2
1956	Rayford Hamil	1
1957	None	
1958	Billy Dube	2
1959	Buddy Garidel	2
1960	Four Players	1
1961	Five Players	1
1962	George Berger	2
	Bill Pruett	
1963	Buzzy Foster	4
1964	Joe Lapasky	4
	Buzzy Foster	
1965	G.J. Cantu	6
1966	G.J. Cantu	4
1967	Tom Paciorek	4
1968	Tom Paciorek	2
1969	Phil Rose	4
1970	Bill McClain	5
1971	Three Players	2
1972	Tom Duschinski	3
	Bill McClain	
1973	Mike Bollman	2
1974	Mark Stevens	2
	Tommy Kaiser	
1975	Steve Reeves	2
1976	Jerry Willeford	5
1977	Bobby Hollas	3
1978	Gary Weiss	6
1979	Terry Byrum	3
	Bobby Hollas	
1980	Terry Byrum	3
1981	Scott Huntsman	3
1982	Charlie Rizzo	2
1983	Steve Seberger	2
	Corky Swindell	
1984	John Altobelli	3
1985	Benny Mota	5
1986	John Fertitta	5
1987	Brian Huddleston	5
1988	Fred Hinojosa	2
	Henry DeLeon	

## PITCHING TRIPLE CROWN

Only 20 different Cougar pitchers have led the club in ERA, wins and strikeouts in the same season. **Bob Peters** accomplished the feat three times, while **Shane Nance**, **Brad Sullivan**, **Rayner Noble** and **Wes Musick**, **Austin Pruitt** led UH twice. (\* -- tied for team lead)

Year	Name	ERA	Wins	Ks
1954	Jack Shultea	2.07	7	64
1956	Dickie Thompson	1.53	5	68
1959	Bob Peters	1.93	4	40
1960	Bob Peters	1.40	5	47
1962	Bob Peters	2.12	7*	88
1964	Tom Wenmoth	1.15	6	64
1965	Jim Borski	3.09	4	56
1969	Larry Taylor	3.12	4	58
1975	Steve Boron	3.85	5	41
1976	Charles Garza	2.31	8	62
1977	Billy Blum	2.57	8	55
1980	Rayner Noble	3.41	3*	39
1983	Rayner Noble	1.32	12*	78
1985	Mike Walker	4.00	12	85
1987	Jody Supak	2.00	13	105
1990	Al Benavides	2.34	8*	73
1997	Shane Nance	4.53	7*	106
1998	Shane Nance	2.95	9	93
2001	Brad Sullivan	3.41	6	98
2002	Brad Sullivan	1.82	13	157
2006	Brad Lincoln	1.69	12	152
2007	Wes Musick	3.00	6*	73
2008	Wes Musick	4.35	8*	87
2010	Michael Goodnight	5.36	7	90
2011	Jordan Lewis	3.75	5	55
2012	Austin Pruitt	4.25	3*	57
2013	Austin Pruitt	2.85	10	92

1989	Mark Cerny	5
1990	Derrick Dietrich	4
	Phil Lewis	
1991	Scott Sheldon	4
1992	Phil Lewis	6
	Greyson Liles	
1993	Phil Lewis	8
1994	Ricky Freeman	4
1995	Jason Farrow	5
	Carlos Perez	
1996	Brandon Milam	6
1997	Goefrey Tomlinson	3
	Ryan Ware	3
1998	Mike Medrano	4
	Shaun Skrehot	
1999	Brandon Caraway	4
2000	Eric Lee	5
2001	Gabe Lucas	2
2002	Eight Players	1
2003	Michael Bourn	5
2004	Five Players	2
2005	Kevin Roberts	5
2006	Isa Garcia	4
2007	Three Players tied at	2
2008	Bryan Tully	2
	Blake Kelso	
2009	William Kankel	4
2010	Joel Ansley	7
2011	Caleb Ramsey	4
2012	Chase Jensen	3
2013	Frankie Ratcliff	8
2014	Three Players tied at	2
2015	Kyle Survance	6

2016	Five players tied at	2
2017	Corey Julks	6
2018	Grayson Padgett	3
	Landon Etzel	
2019	Brad Burckel	3
2020	Tyler Bielamowicz	1
	Ryan Hernandez	
	Dylan Post	

### Stolen Bases

1948	Unknown	
1949	Unknown	
1950	Unknown	
1951	Unknown	
1952	Unknown	
1953	Unknown	
1954	Unknown	
1955	Doug Osburn	10
1956	Richard Arnold	12
1957	Don Price	5
1958	Billy Dube	3
1959	None	
1960	Bob Peters	4
1961	Bunky Caldwell	9
1962	Bucky Watkins	10
1963	Bill McMillan	10
	Buzzy Foster	
1964	George Berger	21
1965	Ike Lucas	11
1966	Ken Hebert	16
1967	Ken Hebert	15
	Bo Burris	
1968	Tom Paciorek	12



1969	Trey Williams	36
1970	Steve Spertz	7
1971	David Vinson	21
1972	David Vinson	16
1973	David Vinson	14
1974	David Vinson	20
1975	Mark Stevens	14
1976	Thad Altman	32
1977	Gary Weiss	7
1978	Steve Kovar	11
1979	Rusty Snyder	13
1980	Terry Byrum	4
	Kevin Muno	
1981	Mark Lavespere	16
1982	Jeff Jacobson	18
1983	Steve Seberger	18
1984	Riley Epps	8
	John Altobelli	
1985	John Altobelli	13
1986	Steve Dolezel	10
1987	John Fertitta	18
1988	Reggie Rhodes	14
1989	David Vasquez	19
1990	Scott Sheldon	19
1991	Phil Lewis	7
1992	Phil Lewis	18
1993	Shane Buteaux	24
1994	Shane Buteaux	27
1995	Dustin Carr	13
1996	Brandon Milam	16
1997	Shaun Skrehot	33
1998	Brandon Caraway	26
1999	Brandon Caraway	27
2000	Brandon Caraway	22
2001	Michael Bourn	35
2002	Michael Bourn	32
2003	Michael Bourn	23
2004	Travis Tully	17
2005	Travis Tully	11
	Jake Stewart	
2006	Isa Garcia	19
2007	Ryan Lormand	23
2008	Ryan Lormand	29
2009	Zak Presley	17
2010	Zak Presley	21
2011	Landon Appling	22
2012	Jacob Lueneburg	13
2013	Kyle Survance	20
2014	Kyle Survance	31
2015	Kyle Survance	31
2016	Zac Taylor	19
2017	Connor Wong	26
2018	Cooper Coldiron	19
2019	Brad Burckel	16
2020	Tyler Bielamowicz	8

**Earned Run Average**

1948	Unknown	
1949	Unknown	
1950	Unknown	
1951	Unknown	
1952	Unknown	

1953	Unknown	
1954	John Shultea	2.07
1955	Ronnie Zeller	1.69
1956	Dickie Thompson	1.53
1957	Charlie Pieper	2.62
1958	Rayford Hamil	2.09
1959	Bob Peters	1.93
1960	Bob Peters	1.40
1961	Tom Thomson	2.02
1962	Bob Peters	2.12
1963	Jimmy McGee	1.94
1964	Tom Wenmoth	1.15
1965	Jim Borski	3.09
1966	Jim Borski	2.03
1967	Rick Brewer	1.80
1968	Larry Stacher	2.12
1969	Larry Taylor	3.12
1970	Larry Taylor	1.92
1971	Johnny Hatcher	1.95
1972	Steve Brewer	2.71
1973	James Ingram	2.98
1974	Steve Boron	4.35
1975	Steve Boron	3.85
1976	Charlie Garza	2.31
1977	Billy Blum	2.57
1978	Billy Blum	2.91
1979	Jimmy Cherry	2.10
1980	Rayner Noble	3.41
1981	Jeff Achilles	2.79
1982	Broc Higgins	1.83
1983	Rayner Noble	1.32
1984	Mike Walker	4.18
1985	Mike Holik	2.45
1986	Jody Supak	3.54
1987	Jody Supak	2.00
1988	Woody Williams	3.32
1989	Louis Francescon	2.35
1990	Al Benavides	2.34
1991	Al Benavides	2.73
1992	Wade Williams	2.56
1993	Brian Hamilton	4.38
1994	Matt Beech	4.22
1995	John Box	4.26
1996	Danny Crawford	5.27
1997	Shane Nance	4.53
1998	Shane Nance	2.96
1999	Bryan Moore	2.55
2000	Shane Nance	2.31
2001	Brad Sullivan	3.41
2002	Brad Sullivan	1.82
2003	Ryan Wagner	1.93
2004	Garrett Mock	3.71
2005	Matt Farrington	3.24
2006	Brad Lincoln	1.69
2007	Wes Musick	3.00
2008	Wes Musick	4.35
2009	Donnie Joseph	2.16
2010	Michael Goodnight	5.36
2011	Jordan Lewis	3.75
2012	Austin Pruitt	4.25
2013	Austin Pruitt	2.85
2013	Austin Pruitt	2.85

2014	Tyler Ford	1.17
	Chase Wellbrock	1.17
2015	Seth Romero	1.94
2016	Seth Romero	2.29
2017	Trey Cumbie	2.04
2018	Aaron Fletcher	2.19
2019	Fred Villarreal	2.29
2020	Clay Aguilar	1.59

**Pitching Victories**

1948	Denton Priest	3
1949	Bobby Hollman	3
1950	Bobby Hollman	4
1951	John Boon	8
1952	Bobby Hollman	6
1953	Bobby Clatterbuck	5
1954	Jack Shultea	7
1955	Jim Shindler	4
1956	Rayford Hamil	5
1957	Dickie Thompson	2
1958	Rayford Hamil	5
1959	Bob Peters	4
1960	Bob Peters	5
1961	Tom Thomson	2
1962	Pete Stonestreet	7
1963	Art Pettit	2
1964	Tom Wenmoth	6
1965	Jim Borski	4
1966	Jim Borski	5
1967	Bubba Hill	6
1968	Wayne Hill	5
1969	Larry Taylor	4
1970	Tom Bell	4
1971	Elroy Oldhold	7
1972	Steve Brewer	8
1973	Steve Brewer	7
1974	Steve Boron	5
1975	Steve Boron	5
1976	Charlie Garza	8
1977	Billy Blum	8
1978	Billy Blum	10
1979	Tom Lukish	7
1980	Ricky Nelson	3
1981	Rob Riley	10
	Doug Drabek	
1982	Doug Drabek	10
1983	Rayner Noble	12
1984	Ed Clark	6
1985	Mike Walker	12
1986	Mike Walker	8
1987	Jody Supak	13
1988	Woody Williams	9
1989	Eric Rasberry	9
1990	Three Players	9
1991	Al Benavides	10
1992	Jeff Haas	10
1993	Brian Hamilton	8
1994	Shane Buteaux	6
1995	Three Players	4
1996	Mark Manbeck	6
1997	Three Players	7
1998	Shane Nance	9

1999	Kyle Crowell	11
2000	Kyle Crowell	13
2001	Brad Sullivan	6
2002	Brad Sullivan	13
2003	Danny Zell	9
2004	Matt Varner	7
2005	Matt Farrington	8
2006	Brad Lincoln	12
2007	Wes Musick	6
	Aaron Brown	
2008	Wes Musick	8
	Chase Dempsay	
2009	Michael Goodnight	5
	Wes Musick	
2010	Michael Goodnight	7
2011	Jordan Lewis	5
2012	Pruitt, Lewis, Wellbrock	3
2013	Austin Pruitt	10
2014	Aaron Garza	9
	Tyler Ford	
2015	Kyle Dowdy	9
	Andrew Lantrip	
2016	Mitch Ullom	7
2017	Trey Cumbie	10
2018	Trey Cumbie	7
	Aaron Fletcher	
2019	Devon Roedahl	7
2020	Clay Aguilar	2

**Strikeouts**

1948	Denton Priest	14
1949	John Boon	86
1950	John Boon	40
1951	Unknown	
1952	Unknown	
1953	Unknown	
1954	Jack Shultea	54
1955	Ronnie Zeller	59
1956	Dickie Thompson	68
1957	Dickie Thompson	51
1958	Charlie Pieper	57
1959	Ted Langlie	42
1960	Bob Peters	47
1961	Jim Wilson	52
1962	Bob Peters	88
1963	Jimmy McGee	47
1964	Tom Wenmoth	64
1965	Jim Borski	56
1966	Jim Borski	43
1967	Carroll Moore	55
1968	Wayne Hill	75
1969	Larry Taylor	58
1970	Johnny Hatcher	42
1971	Mike Gilbert	50
1972	Johnny Hatcher	64
1973	Johnny Hatcher	80
1974	Ricky Mahoney	35
1975	Steve Boron	41
1976	Charlie Garza	62
1977	Billy Blum	55
1978	Tom Lukish	101
1979	Tom Lukish	59

1980	Rayner Noble	39
1981	Rob Riley	64
1982	Rayner Noble	79
1983	Rayner Noble	78
1984	Stuart Stauffacher	42
1985	Stuart Stauffacher	85
1986	Mike Walker	80
1987	Jody Supak	105
1988	Eric Rasberry	76
1989	Eric Rasberry	66
1990	Al Benavides	73
1991	Vaughn Eshelman	78
1992	Jeff Haas	89
1993	Matt Beech	73
1994	Matt Beech	74
1995	David Hamilton	58
1996	Mark Manbeck	67
1997	Shane Nance	106
1998	Shane Nance	93
1999	Shane Nance	119
2000	Kyle Crowell	117
2001	Brad Sullivan	98
2002	Brad Sullivan	157
2003	Brad Sullivan	154
2004	Matt Varner	69
2005	Brad Lincoln	106
2006	Brad Lincoln	152
2007	Wes Musick	73
2008	Wes Musick	87
2009	Donnie Joseph	75
2010	Michael Goodnight	90
2011	Jordan Lewis	55
2012	Austin Pruitt	57
2013	Austin Pruitt	92
2014	Jake Lemoine	87
2015	Andrew Lantrip	115
2016	Seth Romero	113
2017	Seth Romero	85
2018	Trey Cumbie	110
2019	Lael Lockhart Jr.	76
2020	Tristen Bayless	24

**Innings Pitched**

1948	Unknown	
1949	Unknown	
1950	Bobby Hollman	46.0
1951	Unknown	
1952	Unknown	
1953	Unknown	
1954	Jack Shultea	85.2
1955	Ronnie Zeller	63.2
1956	Dickie Thompson	64.1
1957	Charlie Pieper	41.1
1958	Rayford Hamil	60.1
1959	Bob Peters	60.2
1960	Bob Peters	71.1
1961	Jim Wilson	59.2
1962	Bob Peters	85.0
1963	Jimmy McGee	83.1
1964	Tom Wenmoth	78.0
1965	Tom Wenmoth	60.2
1966	Jim Borski	57.2



1967	Bubba Hill	59.0
1968	Wayne Hill	72.1
1969	James Ripple	62.2
1970	Larry Taylor	51.2
1971	Elroy Othold	57.0
	Mike Gilbert	
1972	Johnny Hatcher	86.2
1973	Johnny Hatcher	75.0
1974	Rick Mahoney	66.1
1975	Steve Boron	63.0
	James Ingram	
1976	Charles Garza	77.2
1977	Billy Blum	105.1
1978	Billy Blum	69.2
1979	Tom Lukish	82.0
1980	Brent Bentley	70.2
1981	Doug Drabek	77.1
1982	Doug Drabek	97.0
1983	Rayner Noble	102.2
1984	Greg Brinkman	71.0
1985	Mike Walker	132.2
1986	Mike Walker	101.1
1987	Jody Supak	112.2
1988	Woody Williams	100.1
1989	Al Benavides	73.2
1990	Ben Weber	96.2
1991	Al Benavides	82.1
1992	Jeff Haas	117.0
1993	Jeff Wright	76.1
1994	Matt Beech	85.1
1995	Jon McDonald	60.1
1996	Danny Crawford	82.0
1997	Shane Nance	103.1
1998	Shane Nance	106.2
1999	Kyle Crowell	117.0
2000	Kyle Crowell	138.1
2001	Brad Sullivan	95.0
2002	Brad Sullivan	128.2
2003	Brad Sullivan	123.2
2004	Matt Varner	89.1
2005	Brad Lincoln	102.0
2006	Brad Lincoln	127.2
2007	Wes Musick	93.0
2008	Wes Musick	97.1
2009	Wes Musick	75.1
2010	Michael Goodnight	85.2
2011	Jordan Lewis	81.2
2012	Austin Pruitt	91.0
2013	Austin Pruitt	113.2
2014	Aaron Garza	108.0
2015	Andrew Lantrip	113.1
2016	Seth Romero	94.1
2017	Trey Cumbie	101.1
2018	Trey Cumbie	103.2
2019	Lael Lockhart Jr.	83.0
2020	Clay Aguilar	22.2

### Saves

Note: Saves were not kept as an official statistic until 1971.

1971	Terry Dunken	1
	Steve Brewer	
1972	Larry Hines	2

1973	Four Players	1
1974	John Kopycinski	2
	Rick Mahoney	
1975	Danny Lee	2
	James Ingram	
1976	Kevin Rupp	6
1977	Tom Lukish	1
	Joe Billingsley	
1978	Billy Blum	2
	Tom Lukish	
1979	Bobby Hollas	1
1980	Four Players	1
1981	Rayner Noble	6
1982	Mark Hall	2
	Doug Drabek	
1983	Three Players	2
1984	Larry Coker	3
1985	Mike Walker	4
1986	Larry Coker	5
1987	Mike Pulido	4
1988	Woody Williams	1
	Eric Rasberry	
1989	Al Benavides	5
1990	Keith Darter	4
1991	Al Benavides	4
1992	Jason Hart	3
1993	Jeremy Tyson	3
	Brett Jones	
1994	Shane Buteaux	5
1995	Jason Farrow	7
1996	Mark Manbeck	4
1997	Robert Dieudonne	6
1998	Bryan Moore	3
1999	Bryan Moore	2
	Duncan McAdoo	
2000	Greg Runser	6
2001	Nathan Mitchell	3
	Matt Hooper	
2002	Jesse Crain	10
2003	Ryan Wagner	15
2004	Brandon Roznovsky	9
2005	Justin Vaclavik	12
2006	Clayton Boone	4
2007	Bryan Tully	3
	Chris Wright	
2008	Chase Dempsay	11
2009	Donnie Joseph	11
2010	Matt Creel	7
2011	Dakota Dill	4
2012	Mo Wiley	4
2013	Chase Wellbrock	11
2014	Chase Wellbrock	12
2015	Seth Romero	7
2016	Nick Hernandez	11
2017	Aaron Fletcher	8
2018	Carter Henry	6
	Joey Pulido	
2019	Fred Villarreal	10
2020	Derrick Cherry	3



## YEAR-BY-YEAR LINEUPS

All-Americans are listed in **bold**;

All-Conference performers are listed in CAPS.

### 1966 (18-11-1)

C	Larry Strelau
1B	Tom Paciorek
2B	Ron Baker
3B	Ken Hebert
SS	Larry Kubiak
LF	<b>Ike Lucas</b>
or	G.J. Cantu
CF	G. J. Cantu
or	<b>Ike Lucas</b>
RF	Jim Payne
P	Jim Borski
P	Wayne Hill
P	Larry Satcher
P	Rick Brewer
RP	Van Ross Smith

### 1967 (21-11)

C	Larry Strelau
1B	Ken Hebert
2B	Ron Baker
3B	G.J. Cantu
SS	Art Toombs
LF	<b>Tom Paciorek</b>
CF	Ike Lucas
RF	Bo Burris
P	Carroll Moore
P	Wayne Hill
P	Larry Satcher
RP	Bubba Hill

### 1968 (14-15-1)

C	Lawrence Strelau
1B	Wayne Westphal
2B	Don Hill
3B	Jay Lee
or	Marty McVey
SS	Art Toombs
or	Richard Schwartz
LF	Tom Paciorek
CF	Trey Williams
RF	Jim Sparkman
P	Wayne Hill
P	Larry Satcher
RP	John Post

### 1969 (15-23)

C	Phil Rose
1B	Art Toombs
2B	Don Hill
3B	Jay Lee
SS	Richard Schwartz
LF	Rod Johnson
CF	Trey Williams
RF	Jim Sparkman
P	Larry Taylor
P	Bubba Hill
P	James Ripple
RP	Alex Jordan

### 1970 (19-17)

C	Mike Clark
or	Larry Martin
1B	Bill McLain
2B	Don Hill
3B	Richard Schwartz
SS	Steve Spretz
LF	Larry Aubin
or	Eddie Henderson
CF	Jim Barger
RF	Rusty Clark
P	Johnny Hatcher
P	Larry Taylor
P	Tom Ball
P	Steve Berghaier
RP	Elroy Othold

### 1971 (24-15)

C	Larry Martin
1B	Bill McLain
2B	Don Hill
3B	Eddie Henderson
or	Tommy Kaiser
SS	Russ Schroeder
LF	Phillip Terrell
CF	David Vinson
RF	Jim Ripple
P	Johnny Hatcher
P	Elroy Othold
P	Mike Gilbert
P	Tom Ball
RP	Steve Berghaier

### 1972 (25-23-1)

C	Larry Martin
1B	Bill McLain
2B	Mike Novak
3B	Tommy Kaiser
SS	Russ Schroeder
LF	Tom Duschinski
CF	Mark Stevens
or	David Vinson
RF	Mike Maddox
P	Johnny Hatcher
P	Steve Brewer
P	Tom Ball
RP	Dan Chambers

### 1973 (15-16-1)

C	<b>MIKE BOLLMAN</b>
1B	Rick Schroeder
2B	Tony Black
3B	<b>TOMMY KAISER</b>
SS	Russ Schroeder
LF	Tom Duschinski
CF	Mark Stevens
RF	<b>DAVID VINSON</b>
P	Steve Brewer
P	Johnny Hatcher
P	Elroy Othold
RP	James Ingram

### 1974 (20-21)

C	Mike Bollman
1B	STEVE REEVES
2B	Billy Hurry
3B	Tommy Kaiser
SS	Irl Kincaid
LF	Mike Maddox
CF	Mark Stevens
RF	David Vinson
DH	Tom Duschinski
P	Rick Mahoney
P	James Ingram
P	Charles Garza
RP	Steve Boron

### 1975 (18-25)

C	Mike Gardner
or	David Husmann
1B	Steve Reeves
2B	Doug Phillips
3B	Irl Kincaid
SS	Kevin Rupp
LF	Kevin Maddox
CF	Mark Stevens
RF	Mike Higgins
DH	Ken Humphreys
or	Mike Higgins
P	James Ingram
P	Joe Billingsley
P	Danny Lee
RP	Steve Boron

### 1976 (31-15)

C	<b>Jerry Willeford</b>
or	David Husmann
1B	Rick Schroeder
2B	Doug Phillips
3B	Julio Acosta
SS	Ralph Wheeler
LF	Jay Beard
CF	Thad Altman
RF	Ike Haas
DH	Ken Humphreys
P	<b>CHARLES GARZA</b>
P	Joe Billingsley
P	James Ingram
P	Bill Nelson
RP	Kevin Rupp

### 1977 (27-17-1)

C	Randy Abendroth
1B	Bobby Hollas
2B	GARY WEISS
3B	Ralph Wheeler
SS	Steve Kovar
LF	Jay Beard
CF	Mark David
RF	Donny Lopez
DH	Ike Haas
P	Billy Blum
P	Jeff Simons
P	Tom Lukish
P	Charles Garza
RP	Lonnie McKinney

### 1978 (30-21)

C	Jeff Copeland
1B	Bobby Hollas
2B	Gary Weiss
3B	Mike Breslin
SS	Steve Kovar
LF	Donnie Randell
CF	JAY BEARD
RF	Donny Lopez
DH	Terry Byrum
P	Billy Blum
P	Tom Lukish
P	Jeff Simons
RP	Jimmie Cherry

### 1979 (27-17)

C	Jeff Copeland
1B	Bobby Hollas
2B	Terry Byrum
or	Mark Alexander
3B	Jay Beard
or	Kevin Muno
SS	Kevin Muno
LF	Jay Beard
or	Rob Von Tungeln
CF	Rusty Snyder
RF	Donnie Randell
DH	Alvin Ruben
P	Jimmie Cherry
P	Tom Lukish
P	Mark Krampitz
RP	David Minielly

### 1980 (17-28-1)

C	Tom Penney
1B	<b>MIKE BRESLIN</b>
2B	Mark Alexander
3B	David Minielly
SS	Bobby Bell
LF	Rob Von Tungeln
CF	Rayner Noble
RF	Terry Byrum
DH	Bob Heine
or	Rayner Noble
or	Kevin Muno
P	Brent Bentley
P	Rayner Noble
P	John Shannon
RP	Ricky Nixon

### 1981 (32-20-1)

C	Jeff Jacobson
1B	Mike Breslin
or	Dale Oliver
2B	Chuck Shirley
3B	Charlie Rizzo
SS	Brett Baker
LF	Wesley Gregersen
CF	<b>MARK LAVESPERE</b>
RF	Rusty Snyder
DH	<b>MIKE MINTURN</b>
P	Jeff Achilles
P	Doug Drabek
P	Rob Riley
RP	Rayner Noble



1982 (42-14-2)

Table listing 1982 roster: C Jeff Jacobson, 1B Jeff Achilles, 2B Corky Swindell, 3B Charlie Rizzo, SS Brett Baker, LF WESLEY GREGERSEN, CF Mark Lavespere, RF Mike Breslin, DH Mike Minturn, P Doug Drabek, P Rayner Noble, P Mark Hall, P Rob Riley, RP Kyle Channing

1983 (43-15)

Table listing 1983 roster: C Riley Epps, 1B Trey South, 2B Corky Swindell, 3B Charlie Rizzo, SS Mark Massey, LF Gary Wright or Dan Larson, CF Steve Seberger, RF RAYNER NOBLE, DH RAYNER NOBLE or Billy Savarino, P Doug Drabek, P RAYNER NOBLE, P Aty Garcia, P Greg Brinkman, RP Mark Dickman

1984 (32-23)

Table listing 1984 roster: C Riley Epps, 1B Trey South, 2B Mark Grimes, 3B Mike Basso, SS Mike Ingle, LF Benny Mota, CF David Pierce, RF John Altobelli, DH DAN LARSON, P Greg Brinkman, P Ed Clark, P Stuart Stauffacher, RP Larry Coker

1985 (44-17)

Table listing 1985 roster: C Pat Hewes, 1B Damon Baldwin, 2B Mark Grimes, 3B Mike Basso, SS Mike Ingle, LF Joe Simms, CF Guy Garibay, RF John Altobelli, DH Benny Mota, P Mike Walker, P Stuart Stauffacher, P David Kmiecik, RP Ed Clark

1986 (35-23)

Table listing 1986 roster: C PAT HEWES, 1B Damon Baldwin, 2B Mitch Gaspard, 3B Mike Basso, SS Steve Dolezel, LF John Fertitta, CF John Fertitta or Paul Elliot, RF Larry Coker, DH Mike Musolino, P Steve Cummings, P Mike Walker, P Paul Kuzinar, RP Larry Coker

1987 (40-24-1)

Table listing 1987 roster: C Fred Hinojosa, 1B LARRY COKER, 2B Mitch Gaspard, 3B Brian Huddleston, SS Woody Williams, LF John Fertitta, CF Mike Walker, RF OMAR BREWER, DH Scott Sowers, P JODY SUPAK, P Kyle Atkinson, P Anthony Young, RP Mike Pulido

1988 (33-22-3)

Table listing 1988 roster: C FRED HINOJOSA, 1B Henry DeLeon, 2B Randy Lee, 3B Ross Goolsby, SS Woody Williams, LF David Vasquez, CF Tony Trent, RF Mickey House, DH Mike Rhodes, P Woody Williams, P Brett Simpson, P Eric Rasberry, RP Bobby Stone

1989 (43-17)

Table listing 1989 roster: C FRED HINOJOSA, 1B Bret Bartley, 2B Mark Hooker, 3B Scott Sheldon, SS Randy Lee, LF DAVID VASQUEZ, CF Rusty Smajstrla, RF Mark Cerny, DH Keith Darter, P Eric Rasberry, P Keith Darter, P Garth Buresh, P Ben Weber, RP Al Benavides

1990 (44-23)

Table listing 1990 roster: C Fred Hinojosa, 1B JAMES WAMBACH, 2B Russell Stockton, 3B Ricky Torres, SS Scott Sheldon, LF Bret Bartley, CF Phil Lewis, RF Derrick Dietrich, DH KEITH DARTER, P Vaughn Eshelman, P Ben Weber, P Keith Darter, RP AL BENAVIDES

1991 (37-19)

Table listing 1991 roster: C Chris Tremie, 1B James Wambach, 2B Russell Stockton, 3B Joe Betters, SS Scott Sheldon, LF RUSTY SMAJSTRLA, CF Phil Lewis, RF Brian Blair, DH Steve Ousley, P Vaughn Eshelman, P Ben Weber, P Steve Velasquez, RP AL BENAVIDES

1992 (25-28)

Table listing 1992 roster: C Chris Tremie, 1B GREYSON LILES, 2B Scott Kohler, 3B Ricky Freeman, SS R.D. Long, LF Brian Blair, CF PHIL LEWIS, RF Derrick Dietrich, DH Carlos Perez, P JEFF HAAS, P Wade Williams, P Jeff Wright, RP Jason Hart

1993 (32-24)

Table listing 1993 roster: C Mike Hatch, 1B Kirk Taylor, 2B Scott Kohler, 3B RICKY FREEMAN, SS Jason McDonald, LF Brian Blair, CF PHIL LEWIS, RF Shane Buteaux, DH Billy Waid, P Jeff Wright, P Matt Beech, P Wade Williams, RP Jeremy Tyson or Brett Jones

1994 (30-26)

Table listing 1994 roster: C Mike Hatch, 1B RICKY FREEMAN, 2B Pat Cauley or Alex Trevino, 3B J.J. Matzke, SS Ryan Elizondo, LF Carlos Perez, CF SHANE BUTEAUX or Dustin Carr, RF SHANE BUTEAUX, DH Tom Maleski, P Matt Beech, P Bo Hernandez, P Brad Towns, RP SHANE BUTEAUX

1995 (26-29)

Table listing 1995 roster: C Brandon Milam, 1B Carlos Perez, 2B Rey Trevino, 3B Tom Maleski, SS JASON SMIGA, LF Chris Scott, CF Dustin Carr, RF JASON FARROW, DH JASON FARROW or Brant Romero, P Jon McDonald, P John Box, P David Hamilton, P Brad Towns, RP JASON FARROW

1996 (29-28)

Table listing 1996 roster: C Bruce Rios, 1B Matt Ferrell, 2B Ryan Ware, 3B Joaquin Martinez, SS Dominic Hernandez, LF Karl Ryden, CF Dustin Carr, RF Mike Medrano, DH JASON SCHREIBER, P Danny Crawford, P Jon McDonald, RP Mark Manbeck or Tommy Marik

1997 (40-23)

Table listing 1997 roster: C BRUCE RIOS, 1B Scott Keithley, 2B Ryan Ware, 3B DUSTIN CARR, SS SHAUN SKREHOT, LF Brandon Caraway, CF GOFREY TOMLINSON, RF Eric Lee, DH Jason Schreiber, P Shane Nance, P Jon McDonald, P Scott McLeod, RP Robert Dieudonne

**1998 (34-25)**

C	Jarrod Bitter
1B	Jayne Sperring
2B	Sean Allen
3B	Kris Wilken
SS	Shaun Skrehot
LF	BRANDON CARAWAY
CF	Mike Medrano
RF	Eric Lee
DH	BRUCE RIOS
P	SHANE NANCE
P	JON McDONALD
P	Duncan McAdoo
RP	Bryan Moore

**1999 (40-24)**

C	JARROD BITTER
<b>1B</b>	<b>J.P. WOODWARD</b>
<b>2B</b>	<b>BRANDON CARAWAY</b>
3B	Kris Wilken
SS	Aaron Melebeck
LF	Tyson Schweitzer
CF	Jason Pekar
RF	Eric Lee
DH	Bruce Rios
P	SHANE NANCE
<b>P</b>	<b>KYLE CROWELL</b>
P	Duncan McAdoo
RP	Bryan Moore

**2000 (48-18)**

<b>C</b>	<b>JARROD BITTER</b>
1B	J.P. Woodward
2B	Sean Allen
3B	KRIS WILKEN
SS	AARON MELEBECK
LF	TYSON SCHWEITZER
CF	Brandon Caraway
RF	ERIC LEE
DH	Shane Nance
<b>P</b>	<b>KYLE CROWELL</b>
P	DUNCAN McADOO
P	Shane Nance
RP	Greg Runser

**2001 (29-30)**

C	CHRIS SNYDER
1B	Thanos Papavasiliou
2B	Sean Allen
3B	Hyung Cho
SS	Keith Ahrens
LF	Gabe Lucas
CF	MICHAEL BOURN
RF	Sam Mitchell
DH	Josh Snook
P	BRAD SULLIVAN
P	Gene Flores
P	AUSTIN FAUGHT
RP	Nathan Mitchell

**2002 (48-17)**

<b>C</b>	<b>CHRIS SNYDER</b>
1B	BRETT COOLEY
2B	Stuart Musslewhite
3B	Hyung Cho
<b>SS</b>	<b>JESSE CRAIN</b>
LF	Gabe Lucas
CF	MICHAEL BOURN
RF	Anthony Scalise
DH	Keith Whatley
<b>P</b>	<b>BRAD SULLIVAN</b>
P	Gene Flores
P	Keith Whatley
P	Danny Zell
<b>RP</b>	<b>JESSE CRAIN</b>

**2003 (37-30)**

C	Brett Logan
1B	Thanos Papavasiliou
2B	Cole Bruce
3B	HYUNG CHO
SS	Stuart Musslewhite
LF	Gabe Lucas
CF	Michael Bourn
RF	Matt Farrington
DH	Travis Tully
P	BRAD SULLIVAN
P	Danny Zell
P	Garrett Mock
<b>RP</b>	<b>RYAN WAGNER</b>

**2004 (30-29)**

C	Brett Logan
or	Rob Johnson
1B	Thanos Papavasiliou
2B	Cole Bruce
3B	Nick Bott
SS	Stuart Musslewhite
LF	TRAVIS TULLY
CF	Jake Stewart
RF	Rob Johnson
or	Matt Farrington
DH	Brett Cooley
or	Kevin Roberts
P	Matt Varner
P	Garrett Mock
P	Brad Lincoln
RP	Brandon Roznovsky

**2005 (29-30)**

C	Brett Logan
1B	Brad Lincoln
or	Matt Farrington
2B	Kevin Roberts
or	Bryan Pounds
3B	Bryan Pounds
or	Stephen Whalen
SS	Dustin Kingsbury
LF	TRAVIS TULLY
CF	Jake Stewart
RF	Mark McGonigle
or	Chris Joseph
DH	Brad Lincoln

or	KEVIN ROBERTS
or	Brian Temko
P	MATT FARRINGTON
P	Kevin Roberts
P	Brad Lincoln
RP	Justin Vaclavik

**2006 (39-22)**

C	Luis Flores
or	Brett Logan
1B	Josh Stirneman
<b>2B</b>	<b>ISA GARCIA</b>
3B	Dustin Kingsbury
SS	Travis Cougot
LF	Jake Stewart
CF	Bryan Tully
<b>RF</b>	<b>MATT WESTON</b>
<b>DH</b>	<b>BRAD LINCOLN</b>
<b>P</b>	<b>BRAD LINCOLN</b>
P	Ricky Hargrove
P	Luis Flores
RP	Clayton Boone

**2007 (28-28)**

C	LUIS FLORES
1B	Josh Stirneman
2B	Ryan Lormand
3B	Dustin Kingsbury
SS	Bryan Pounds
LF	JIMMY CESARIO
CF	Zak Presley
RF	Bryan Tully
DH	Felix Fanaselle
P	Aaron Brown
P	WES MUSICK
P	John Touchton
RP	Chris Wright
or	Bryan Tully

**2008 (42-24)**

C	Chris Wallace
or	Austin Goolsby
1B	Jimmy Cesario
or	Bryan Pounds
2B	Ryan Lormand
3B	BRYAN POUNDS
SS	Blake Kelso
LF	JAKE STEWART
CF	Zak Presley
RF	Bryan Tully
DH	Felix Fanaselle
or	Caleb Ramsey
P	WES MUSICK
P	John Touchton
P	Donnie Joseph
or	Jared Ray
RP	Chase Dempsay

**2009 (27-31)**

C	CHRIS WALLACE
or	John Cannon
1B	David Murphy
or	Ty Stuckey

or	Chase Dempsay
or	Chris Wallace
2B	Taylor White
or	David Murphy
3B	Jake Runte
or	David Murphy
or	Codey Morehouse
or	Tom Wertz
SS	BLAKE KELSO
LF	Caleb Ramsey
CF	Zak Presley
RF	William Kankel
or	Chase Dempsay
or	Tom Wertz
DH	Chase Dempsay
or	Matt Murphy
or	William Kankel
P	Wes Musick
P	MICHAEL GOODNIGHT
P	Mo Wiley
or	JARED RAY
RP	DONNIE JOSEPH

**2010 (25-32)**

C	Chris Wallace
1B	Matt Creel
2B	Ryan Still
3B	Austin Gracey
SS	Blake Kelso
LF	Caleb Ramsey
CF	Joel Anslay
RF	Zak Presley
DH	M.P. COKINOS
P	Michael Goodnight
P	William Kankel
P	Eric Brooks
RP	Mo Wiley
or	Taylor Hammack

**2011 (27-32)**

C	John Cannon
1B	M. P. Cokinos
2B	Ryan Still
3B	Codey Morehouse
or	Austin Gracey
SS	Chase Jensen
LF	Joel Anslay
CF	LONDON APPLING
RF	CALEB RAMSEY
DH	Matt Creel
P	Jordan Lewis
P	Mo Wiley
P	Chase Wellbrock
P	Jared Ray

**2012 (18-35-1)**

C	John Cannon
1B	Casey Grayson, Jacob Lueneburg
2B	Chase Jensen, Landon Appling
3B	Codey Morehouse, Taylor White, Jake Runte
SS	Chase Jensen, Jake Runte
LF	Michael Pyeatt, Price Jacobs



CF	Landon Appling, Price Jacobs
RF	Jacob Lueneburg, Price Jacobs
DH	Jonathan Davis
P	Austin Pruitt
P	Jordan Lewis
P	Jared Ray
P	Mo Wiley

2013 (36-22)

C	Caleb Barker
1B	JUSTIN MONTEMAYOR
2B	Josh Vidales
3B	Jonathan Davis
SS	FRANKIE RATCLIFF
LF	Michael Pyeatt
CF	Landon Appling
RF	KYLE SURVANCE
DH	Jacob Campbell
P	Daniel Poncedeleon
P	AUSTIN PRUITT
P	Jake Lemoine
P	Aaron Garza
RP	Chase Wellbrock, Matt Hernandez

2014 (48-18)

C	CALEB BARKER
1B	CASEY GRAYSON
2B	Josh Vidales
3B	CONNOR HOLLIS
SS	Frankie Ratcliff
LF	Michael Pyeatt
CF	Landon Appling/Ashford Fulmer
RF	KYLE SURVANCE
DH	JUSTIN MONTEMAYOR
P	AARON GARZA
P	JAKE LEMOINE
P	ANDREW LANTRIP
P	David Longville
RP	CHASE WELLBROCK, Tyler Ford

2015 (43-20)

C	Ian Rice
1B	CHRIS IRIART
2B	JOSH VIDALES
3B	Justin Montemayor
SS	Connor Wong
LF	Corey Julks
CF	Ashford Fulmer
RF	KYLE SURVANCE
DH	JACOB CAMPBELL
P	ANDREW LANTRIP
P	KYLE DOWDY
P	SETH ROMERO
P	David Longville
RP	Aaron Fletcher, Patrick Weigel

2016 (36-23)

C	Jacob Campbell
1B	Justin Montemayor
2B	Josh Vidales
3B	Connor Hollis
SS	Jose Reyes
LF	COREY JULKS

CF	Zac Taylor
RF	CONNOR WONG
DH	JOE DAVIS
P	ANDREW LANTRIP
P	SETH ROMERO
P	Trey Cumbie
P	Mitch Ullom
RP	NICK HERNANDEZ

2017 (42-21)

C	CONNOR WONG
1B	Lael Lockhart Jr., Joe Davis
2B	Connor Hollis
3B	Jared Triolo, JAKE SCHEINER
SS	Cooper Coldiron, JAKE SCHEINER
LF	COREY JULKS, Tyler Bielamowicz
CF	COREY JULKS, Grayson Padgett
RF	Grayson Padgett, Jared Triolo
DH	JOE DAVIS
P	TREY CUMBIE
P	MITCH ULLOM
P	John King
P	Carter Henry
RP	Aaron Fletcher

2018 (38-25)

C	Kyle Lovelace
1B	LAEL LOCKHART JR.
2B	Connor Hollis
3B	Jared Triolo
SS	Cooper Coldiron
LF	Landon Etzel
CF	Grayson Padgett
RF	Tyler Bielamowicz
DH	JOE DAVIS
P	TREY CUMBIE
P	AARON FLETCHER
P	Ryan Randel
P	Brayson Hurdsman, Lael Lockhart Jr.
RP	Carter Henry, Joey Pulido

2019 (32-24)

C	Kyle Lovelace
1B	JOE DAVIS
2B	Brad Burckel
3B	JARED TRIOLO
SS	Kobe Hyland
LF	Rey Fuentes III, Blake Way
CF	Grayson Padgett, Johnathon Thomas
RF	Tyler Bielamowicz, Lael Lockhart Jr.
DH	Derrick Cherry
P	Lael Lockhart Jr.
P	CLAY AGUILAR
P	Ryan Randel
P	Jared Pettitte, Brayson Hurdsman
RP	DEVON ROEDAHL, FRED VILLARREAL

2020 (6-9)

C	Kyle Lovelace
1B	Ryan Hernandez
2B	Brad Burckel
3B	Ian McMillan
SS	Kobe Hyland
LF	Rey Mendoza, Blake Way, Brett Cain

CF	Tyler Bielamowicz
RF	Steven Rivas
DH	Derrick Cherry
P	Lael Lockhart Jr.
P	Clay Aguilar
P	Jared Pettitte
P	Nick Rupp
RP	Derrick Cherry



## VS. NATIONALLY RANKED OPPONENTS

**Note:** Below is a listing of the University of Houston Baseball program's games against nationally-ranked opponents, according to the best UH records.

2020 (2-3)			
Feb. 21	vs. #25 Stanford	W	11-4
Feb. 23	vs. #1 Texas Tech	L	2-3 (10)
March 6	at #25 Arizona	L	1-7
March 7	at #25 Arizona	W	3-1
Match 8	at #25 Arizona	L	6-10

^ - Round Rock Classic (Dell Diamond, Rock Rock, Texas)

2019 (5-6)			
<b>Feb. 22</b>	<b>#24 ARIZONA</b>	<b>W</b>	<b>2-1</b>
<b>Feb. 23</b>	<b>#24 ARIZONA</b>	<b>W</b>	<b>9-7</b>
<b>Feb. 24</b>	<b>#24 ARIZONA</b>	<b>L</b>	<b>4-9</b>
March 1	vs. #16 TCU	L	6-10
March 3	vs. #23 Texas A&M	L	2-3
<b>April 5</b>	<b>#11 ECU</b>	<b>W</b>	<b>2-0</b>
<b>April 6</b>	<b>#11 ECU</b>	<b>L</b>	<b>3-15</b>
<b>April 7</b>	<b>#11 ECU</b>	<b>L</b>	<b>1-3</b>
April 9	at #30 Sam Houston State	W	12-7
<b>April 16</b>	<b>#7 TEXAS A&amp;M</b>	<b>W</b>	<b>4-1</b>
May 22	vs. #7 ECU	L	2-13

! - Houston College Classic (Minute Maid Park, Houston)  
% - American Championship (Clearwater, Fla.)

2018 (13-9)			
Feb. 23	at #13 Cal State Fullerton	L	1-2 (15)
Feb. 24	at #13 Cal State Fullerton	W	9-4
Feb. 25	at #13 Cal State Fullerton	W	10-5
March 2	vs. #6 Kentucky	L	2-14 (7)
March 3	vs. #21 Mississippi State	L	2-3 (12)
March 4	vs. #5 Vanderbilt	L	4-9
<b>April 20</b>	<b>#24 WICHITA STATE</b>	<b>W</b>	<b>3-1</b>
<b>April 22</b>	<b>#24 WICHITA STATE</b>	<b>W</b>	<b>6-5</b>
<b>April 22</b>	<b>#24 WICHITA STATE</b>	<b>W</b>	<b>3-1</b>
April 24	at #19 Texas	L	4-9
April 27	at #7 ECU	W	5-4
April 28	at #7 ECU	W	3-1
April 29	at #7 ECU	W	6-5
May 11	at #18 UConn	W	6-5
May 11	at #18 UConn	W	10-1
May 13	at #18 UConn	L	4-6
May 24	vs. #15 ECU%	W	5-3
May 25	vs. #15 ECU%	L	1-12 (7)
June 1	vs. #27 Purdue^	W	9-1
June 2	vs. #6 North Carolina^	L	3-4
June 3	vs. #27 Purdue^	W	8-4
June 3	vs. #6 North Carolina^	L	11-19

% - American Championship (Clearwater, Fla.)  
^ - NCAA Chapel Hill Regional (Chapel Hill, N.C.)

2017 (8-7)			
<b>March 3</b>	<b>#7 CAL STATE FULLERTON</b>	<b>W</b>	<b>7-4</b>
<b>March 4</b>	<b>#7 CAL STATE FULLERTON</b>	<b>L</b>	<b>1-4</b>
March 10	at #10 Baylor	L	1-2
March 12	at #10 Baylor	L	0-5
March 12	at #10 Baylor	W	2-0
March 21	at #10 Louisiana	W	4-0
March 24	at #27 UC Irvine	W	4-3
March 25	at #27 UC Irvine	W	5-4
March 26	at #27 UC Irvine	L	7-3
<b>April 28</b>	<b>at #22 USF</b>	<b>W</b>	<b>7-3</b>
<b>April 29</b>	<b>at #22 USF</b>	<b>L</b>	<b>4-7</b>
<b>April 30</b>	<b>at #22 USF</b>	<b>L</b>	<b>4-5</b>
May 16	at #28 McNeese	W	5-4
<b>June 2</b>	<b>^ #28 IOWA</b>	<b>L</b>	<b>3-6</b>
<b>June 4</b>	<b>^ #28 IOWA</b>	<b>W</b>	<b>7-5</b>

^ - NCAA Houston Regional (Schroeder Park)

2016 (9-10)			
Feb. 26	vs. #23 Texas Tech	L	2-3
Feb. 27	vs. #18 Arkansas	L	3-12
Feb. 28	vs. #13 TCU	L	1-10
March 11	at #23 Alabama	W	3-1
March 12	at #23 Alabama	W	3-2
March 13	at #23 Alabama	L	6-7
<b>March 29</b>	<b>#1 TEXAS A&amp;M</b>	<b>L</b>	<b>2-7</b>
April 1	at #19 East Carolina	L	1-3
April 2	at #19 East Carolina	L	1-5
April 3	at #19 East Carolina	W	6-1
April 29	at #20 Tulane	W	10-6
April 30	at #20 Tulane	L	4-10
May 10	at #13 Rice	W	10-0

<b>May 11</b>	<b>#21 LOUISIANA</b>	<b>W</b>	<b>3-2</b>
May 17	vs. #15 Rice	W	24-6
<b>May 20</b>	<b>#10 TULANE</b>	<b>W</b>	<b>3-2</b>
<b>May 20</b>	<b>#10 TULANE</b>	<b>L</b>	<b>4-8</b>
<b>May 21</b>	<b>#10 TULANE</b>	<b>L</b>	<b>3-4</b>
May 26	vs. #11 Tulane	W	5-3

! - Houston College Classic (Minute Maid Park, Houston)  
^ - American Championship (Clearwater, Fla.)

2015 (5-7)			
<b>Feb. 20</b>	<b>#20 ALABAMA</b>	<b>W</b>	<b>3-1</b>
<b>Feb. 21</b>	<b>#20 ALABAMA</b>	<b>W</b>	<b>14-9</b>
<b>Feb. 22</b>	<b>#20 ALABAMA</b>	<b>L</b>	<b>3-8</b>
March 6	vs. #2 LSU	L	2-4
March 8	vs. #11 Texas A&M	L	0-6
<b>March 17</b>	<b>#8 RICE</b>	<b>W</b>	<b>8-3</b>
March 27	at #6 UCF	L	2-9
March 28	at #6 UCF	W	7-5
March 29	at #6 UCF	L	3-4
April 14	at #16 Rice	L	0-11
May 12	vs. #13 Rice	W	2-1
May 31	vs. #19 Rice	L	2-3 (20)

! - Houston College Classic (Minute Maid Park, Houston)  
^ - NCAA Houston Regional (Cougar Field)

2014 (10-9)			
Feb. 19	at #11 Rice	W	3-0
Feb. 28	! #26 Texas Tech	W	9-0
March 1	! #15 Texas	L	2-3
March 2	! #12 TCU	L	1-2
March 8	at #9 UCLA	W	4-3
<b>MARCH 25</b>	<b>#10 RICE</b>	<b>W</b>	<b>6-2</b>
<b>APRIL 11</b>	<b>#10 LOUISVILLE</b>	<b>L</b>	<b>2-4</b>
<b>APRIL 12</b>	<b>#10 LOUISVILLE</b>	<b>L</b>	<b>2-3</b>
<b>APRIL 13</b>	<b>#10 LOUISVILLE</b>	<b>L</b>	<b>3-10</b>
<b>MAY 2</b>	<b>#18 UCF</b>	<b>L</b>	<b>3-4</b>
<b>MAY 3</b>	<b>#18 UCF</b>	<b>W</b>	<b>4-3</b>
<b>MAY 4</b>	<b>#18 UCF</b>	<b>W</b>	<b>5-2</b>
May 13	vs. #14 Rice	W	7-3
May 25	vs. #5 Louisville	W	10-4
May 31	@ #4 LSU	L	1-5
June 1	@ #4 LSU	W	5-4 (11)
June 2	@ #4 LSU	W	12-2
June 6	Sat #9 Texas	L	2-4
June 7	Sat #9 Texas	L	0-4

! - Houston College Classic (Minute Maid Park, Houston)  
@ - Baton Rouge Regional  
\$ - Austin Super Regional

2013 (2-2)			
March 1	! #30 Texas A&M	W	7-6
<b>April 19</b>	<b>#22 RICE</b>	<b>W</b>	<b>8-7</b>
<b>April 20</b>	<b>#22 RICE</b>	<b>L</b>	<b>0-4</b>
<b>April 21</b>	<b>#22 RICE</b>	<b>L</b>	<b>1-11 (7)</b>

! - Houston College Classic (Minute Maid Park)

2012 (2-14-1)			
<b>FEB. 28</b>	<b>#5 RICE</b>	<b>L</b>	<b>1-4</b>
March 3	! #4 Arkansas	W	4-1
March 4	! #24 Texas Tech	L	4-10
March 9	at #14 Ole Miss	L	0-8
March 10	at #14 Ole Miss	L	0-9
March 11	at #14 Ole Miss	L	3-11
<b>MARCH 27</b>	<b>#27 BAYLOR</b>	<b>L</b>	<b>5-14</b>
<b>MARCH 30</b>	<b>#16 UCF</b>	<b>L</b>	<b>3-8</b>
<b>MARCH 31</b>	<b>#16 UCF</b>	<b>L</b>	<b>1-9</b>
<b>APRIL 1</b>	<b>#16 UCF</b>	<b>L</b>	<b>1-3</b>
April 5	at #27 East Carolina	L	3-10
April 6	at #27 East Carolina	L	1-16
April 7	at #27 East Carolina	T	4-4
May 4	at #6 Rice	W	11-6
May 5	at #6 Rice	L	3-4
May 6	at #6 Rice	L	2-8
May 23	#4 Rice	L	5-7

! - Houston College Classic (Minute Maid Park)

2011 (7-9)			
March 6	! vs. #9 Texas A&M	L	4-11
March 23	at #18 Rice	L	2-7
March 25	at #11 TCU	W	7-6
March 26	at #11 TCU	L	10-16
March 27	at #11 TCU	L	1-9
March 29	at #25 Rice	L	0-7
April 1	at #27 Tulane	W	2-0
April 2	at #27 Tulane	W	5-2
April 3	at #27 Tulane	W	9-0

April 5	at #5 Texas A&M	W	3-2
<b>MAY 6</b>	<b>#21 RICE</b>	<b>L</b>	<b>2-8</b>
<b>MAY 7</b>	<b>#21 RICE</b>	<b>L</b>	<b>6-12</b>
<b>MAY 8</b>	<b>#21 RICE</b>	<b>L</b>	<b>2-5</b>
<b>MAY 13</b>	<b>#12 SOUTHERN MISS</b>	<b>L</b>	<b>5-6</b>
<b>MAY 14</b>	<b>#12 SOUTHERN MISS</b>	<b>W</b>	<b>6-5</b>
<b>MAY 15</b>	<b>#12 SOUTHERN MISS</b>	<b>W</b>	<b>6-1</b>

! - Houston College Classic (Minute Maid Park)

2010 (1-7)			
March 2	at #9 Rice	L	2-8
March 6	! vs. #3 Texas	W	1-0
March 19	at #1 Arizona State	L	1-10
March 20	at #1 Arizona State	L	0-6
March 21	at #1 Arizona State	L	5-6
April 9	vs. #12 TCU	L	1-15
April 10	vs. #12 TCU	L	1-6
April 11	vs. #12 TCU	L	2-12

! - Houston College Classic (Minute Maid Park)

2009 (5-12)			
Feb. 25	at #9 Rice	L	2-9
Feb. 27	! vs. #6 Baylor	L	2-3
Feb. 28	! vs. #5 UC Irvine	L	7-13
March 1	! vs. #1 Texas A&M	L	3-5
March 6	vs. #17 Cal Poly	L	5-13
March 7	vs. #17 Cal Poly	L	9-13
March 8	vs. #17 Cal Poly	W	3-2
March 17	at #29 Lamar	W	4-2
<b>MARCH 18</b>	<b>#10 RICE</b>	<b>L</b>	<b>1-8</b>
April 7	at #15 Texas A&M	W	9-2
<b>MAY 1</b>	<b>#2 RICE</b>	<b>W</b>	<b>7-4</b>
<b>MAY 2</b>	<b>#2 RICE</b>	<b>L</b>	<b>5-7</b>
<b>MAY 3</b>	<b>#2 RICE</b>	<b>L</b>	<b>5-6</b>
<b>MAY 8</b>	<b>#22 EAST CAROLINA</b>	<b>W</b>	<b>5-4</b>
<b>MAY 9</b>	<b>#22 EAST CAROLINA</b>	<b>L</b>	<b>2-12</b>
<b>MAY 10</b>	<b>#22 EAST CAROLINA</b>	<b>L</b>	<b>6-13</b>
May 22	\$ vs. #9 Rice	L	2-7

! - Houston College Classic (Minute Maid Park);  
\$ - C-USA Tournament (Reckling Park, Houston)

2008 (9-9)			
Feb. 27	at #6 Rice	L	11-12
March 2	vs. #3 Texas	L	7-8 (10)
March 21	at #23 East Carolina	W	14-2
March 22	at #23 East Carolina	L	4-15
March 23	at #23 East Carolina	W	8-5
<b>MARCH 26</b>	<b>#12 RICE</b>	<b>W</b>	<b>8-5</b>
<b>APRIL 4</b>	<b>#25 UCF</b>	<b>W</b>	<b>5-3</b>
<b>APRIL 5</b>	<b>#25 UCF</b>	<b>W</b>	<b>10-1</b>
<b>APRIL 6</b>	<b>#25 UCF</b>	<b>W</b>	<b>14-7</b>
<b>APRIL 8</b>	<b>#8 TEXAS A&amp;M</b>	<b>L</b>	<b>6-13</b>
May 9	at #5 Rice	L	6-13
May 10	at #5 Rice	L	1-8
May 11	at #5 Rice	L	6-12
May 21	vs. #28 East Carolina	W	5-4 (10)
May 23	vs. #28 East Carolina	W	2-1
May 31	at #9 Texas A&M	L	4-22
June 1	at #9 Texas A&M	W	4-3
June 2	at #9 Texas A&M	L	5-13

2007 (5-7)			
Feb. 9	! vs. #20 Baylor	W	4-2
Feb. 11	! vs. #6 Arizona State	L	1-11
March 16	at #22 San Diego	L	1-8
March 17	at #22 San Diego	L	4-5
March 18	at #22 San Diego	L	3-8
<b>APRIL 13</b>	<b>#5 RICE</b>	<b>W</b>	<b>5-2</b>
<b>APRIL 14</b>	<b>#5 RICE</b>	<b>L</b>	<b>0-12 (8)</b>
<b>APRIL 15</b>	<b>#5 RICE</b>	<b>L</b>	<b>6-11</b>
April 17	at #11 Texas A&M	L	3-8
April 21	at #23 Tulane	W	7-0
April 22	at #23 Tulane	W	2-1
April 23	at #23 Tulane	W	6-4

! - Houston College Classic (Minute Maid Park)

2006 (8-14)			
Feb. 10	! vs. #7 Texas	L	1-3
Feb. 11	! vs. #21 TCU	L	4-6
Feb. 17	at #23 Arizona State	L	3-4
Feb. 18	at #23 Arizona State	L	1-11
Feb. 19	at #23 Arizona State	L	6-8
March 3	at #8 LSU	W	5-3
March 4	at #8 LSU	L	0-7
March 5	at #8 LSU	L	3-5
<b>MARCH 14</b>	<b>#18 BAYLOR</b>	<b>W</b>	<b>5-3</b>

<b>APRIL 7</b>	<b>#18 TULANE</b>	<b>W</b>	<b>8-4</b>
<b>APRIL 8</b>	<b>#18 TULANE</b>	<b>L</b>	<b>4-8</b>
<b>APRIL 9</b>	<b>#18 TUL</b>		



# HOUSTON BASEBALL

<b>FEB. 18</b>	<b>#2 RICE</b>	<b>L</b>	<b>0-3</b>
Feb. 22	at #12 LSU	W	7-2
Feb. 23	at #12 LSU	L	2-5
March 4	at #1 Rice	L	3-4
March 11	at #8 Baylor	L	4-15
<b>MARCH 19</b>	<b>#1 RICE</b>	<b>L</b>	<b>6-7 (11)</b>
April 1	at #1 Rice	L	0-11
<b>APRIL 4</b>	<b>#31 UAB</b>	<b>W</b>	<b>4-3</b>
<b>APRIL 5</b>	<b>#31 UAB</b>	<b>W</b>	<b>2-1</b>
<b>APRIL 6</b>	<b>#31 UAB</b>	<b>W</b>	<b>3-2</b>
<b>APRIL 16</b>	<b>#1 RICE</b>	<b>W</b>	<b>5-1</b>
April 30	at #20 Baylor	L	4-5 (10)
May 13	at #9 Texas A&M	W	8-6
<b>MAY 15</b>	<b>#17 SOUTHERN MISS</b>	<b>L</b>	<b>11-19</b>
<b>MAY 16</b>	<b>#17 SOUTHERN MISS</b>	<b>W</b>	<b>6-5</b>
<b>MAY 17</b>	<b>#17 SOUTHERN MISS</b>	<b>L</b>	<b>3-15</b>
May 22	% #15 Southern Miss	L	2-7
May 30	^ vs. #23 Alabama	L	3-9
May 31	^ vs. #23 Alabama	W	16-8
June 1	^ at #10 Texas A&M	W	7-6
June 1	^ at #10 Texas A&M	W	7-6 (10)
June 7	& at #1 Rice	W	5-2
June 8	& at #1 Rice	L	2-10
June 9	& at #1 Rice	L	2-5

! - Battle at the Beach (Malibu, Calif.);  
 \$ - Houston College Classic (Minute Maid Park);  
 % - C-USA Tournament (New Orleans, La.);  
 ^ - NCAA College Station Regional (College Station, Texas);  
 & - NCAA Houston Super Regional (Reckling Park)

<b>2002 (25-8)</b>			
Feb. 8	! vs. #16 Baylor	W	3-2
Feb. 9	! vs. #9 Texas	L	6-7
Feb. 10	! vs. #30 Texas A&M	W	2-1
Feb. 12	at #9 Rice	L	0-4
Feb. 15	vs. #25 Texas Tech	W	3-0
<b>FEB. 20</b>	<b>#17 BAYLOR</b>	<b>W</b>	<b>10-4</b>
<b>FEB. 22</b>	<b>#3 LSU</b>	<b>W</b>	<b>11-3</b>
<b>FEB. 23</b>	<b>#3 LSU</b>	<b>L</b>	<b>4-8</b>
<b>FEB. 24</b>	<b>#3 LSU</b>	<b>W</b>	<b>12-11</b>
March 1	% at #8 Cal State Fullerton	W	7-3
March 2	% vs. #17 USC	W	9-4
March 3	% vs. #6 Miami	W	8-6
March 8	at #27 UL Lafayette	W	5-2
March 9	at #27 UL Lafayette	W	7-3
March 10	at #27 UL Lafayette	W	9-8
March 19	at #4 Rice	L	3-7
<b>MARCH 20</b>	<b>#4 RICE</b>	<b>L</b>	<b>1-3 (11)</b>
<b>MARCH 22</b>	<b>#35 TULANE</b>	<b>W</b>	<b>8-0</b>
<b>MARCH 23</b>	<b>#35 TULANE</b>	<b>W</b>	<b>11-1</b>
<b>MARCH 24</b>	<b>#35 TULANE</b>	<b>W</b>	<b>11-3</b>
March 29	at #34 Southern Miss	W	3-2 (10)
March 30	at #34 Southern Miss	L	4-8
March 31	at #34 Southern Miss	W	7-6 (13)
<b>APRIL 2</b>	<b>#3 RICE</b>	<b>W</b>	<b>1-0</b>
<b>APRIL 9</b>	<b>#18 TEXAS A&amp;M</b>	<b>W</b>	<b>10-2</b>
May 14	at #14 Baylor	W	5-4
May 23	& vs. #32 Southern Miss	W	7-1
May 31	~ vs. #34 New Mexico St.	W	9-0
June 1	~ at #15 Arizona State	W	8-4
June 2	~ at #15 Arizona State	W	8-3
June 7	* at #3 Texas	W	2-0
June 8	* at #3 Texas	L	2-17
June 9	* at #3 Texas	L	2-5

! - Houston College Classic (Minute Maid Park);  
 \$ - Lone Star Classic (Round Rock, Texas);  
 % - Kia Baseball Bash (Fullerton, Calif.);  
 & - C-USA Tournament (Kinston, N.C.);  
 ~ - NCAA Mesa Regional (Mesa, Ariz.);  
 \* - NCAA Austin Super Regional (Austin, Texas)

<b>2001 (2-14)</b>			
<b>FEB. 13</b>	<b>#1 RICE</b>	<b>L</b>	<b>2-5</b>
Feb. 17	at #3 LSU	L	4-9
Feb. 17	at #3 LSU	L	1-4
Feb. 18	at #3 LSU	L	6-14
Feb. 21	at #1 Rice	W	14-5
<b>MARCH 3</b>	<b>#5 USC</b>	<b>L</b>	<b>3-6</b>
<b>MARCH 3</b>	<b>#5 USC</b>	<b>L</b>	<b>3-7</b>
<b>MARCH 4</b>	<b>#5 USC</b>	<b>L</b>	<b>3-4</b>
March 6	at #14 Baylor	L	4-16
<b>MARCH 9</b>	<b>#25 CS FULLERTON</b>	<b>L</b>	<b>2-5</b>
<b>MARCH 10</b>	<b>#25 CS FULLERTON</b>	<b>L</b>	<b>2-8</b>
<b>MARCH 11</b>	<b>#25 CS FULLERTON</b>	<b>L</b>	<b>2-9</b>
March 21	at #1 Rice	W	4-3

<b>APRIL 4</b>	<b>#9 BAYLOR</b>	<b>L</b>	<b>6-10</b>
<b>APRIL 18</b>	<b>#4 RICE</b>	<b>L</b>	<b>3-5</b>
May 9	at #9 Rice	L	2-3

<b>2000 (9-3)</b>			
Feb. 4	at #12 Texas	L	1-2 (11)
Feb. 5	at #12 Texas	W	8-2
Feb. 6	at #12 Texas	L	1-7
Feb. 8	at #22 Rice	W	6-2
Feb. 25	at #3 LSU	W	10-2
Feb. 26	at #3 LSU	W	11-7
Feb. 27	at #3 LSU	W	10-2
<b>FEB. 29</b>	<b>#4 TEXAS</b>	<b>L</b>	<b>7-8</b>
March 10	at #5 USC	W	3-2
March 11	at #5 USC	W	14-7
March 12	at #5 USC	W	8-4
March 28	at #15 Baylor	W	4-3

<b>1999 (6-13)</b>			
<b>FEB. 9</b>	<b>#2 RICE</b>	<b>L</b>	<b>9-12</b>
<b>FEB. 12</b>	<b>#10 ALABAMA</b>	<b>L</b>	<b>1-5</b>
<b>FEB. 13</b>	<b>#10 ALABAMA</b>	<b>W</b>	<b>9-5</b>
<b>FEB. 14</b>	<b>#10 ALABAMA</b>	<b>W</b>	<b>6-2</b>
Feb. 16	at #4 Texas	W	12-9 (12)
Feb. 18	at #12 Rice	L	3-16
<b>MARCH 2</b>	<b>#21 BAYLOR</b>	<b>L</b>	<b>2-7</b>
March 5	at #15 Cal State Fullerton	L	2-3
March 6	at #15 Cal State Fullerton	L	7-8
March 7	at #15 Cal State Fullerton	L	3-9
<b>MARCH 9</b>	<b>#3 TEXAS A&amp;M</b>	<b>L</b>	<b>7-8</b>
<b>MARCH 16</b>	<b>#7 RICE</b>	<b>L</b>	<b>2-6</b>
March 24	at #9 Texas	L	1-5
March 30	at #12 Baylor	L	4-13
<b>APRIL 6</b>	<b>#11 TEXAS</b>	<b>W</b>	<b>12-6</b>
April 13	at #3 Rice	L	4-9
April 20	at #3 Texas A&M	W	15-5
<b>APRIL 28</b>	<b>#1 RICE</b>	<b>W</b>	<b>8-3</b>
May 22	! vs. #21 Tulane	L	9-12

! - C-USA Tournament (Millington, Tenn.)

<b>1998 (3-8)</b>			
Feb. 13	at #4 Alabama	L	5-15
Feb. 14	at #4 Alabama	L	2-4
Feb. 15	at #4 Alabama	L	4-8
<b>MARCH 6</b>	<b>#20 MICHIGAN</b>	<b>W</b>	<b>10-5</b>
<b>MARCH 7</b>	<b>#20 MICHIGAN</b>	<b>W</b>	<b>10-9</b>
<b>MARCH 8</b>	<b>#20 MICHIGAN</b>	<b>W</b>	<b>12-10</b>
<b>MARCH 24</b>	<b>#14 TEXAS A&amp;M</b>	<b>L</b>	<b>3-6 (8)</b>
<b>MARCH 24</b>	<b>#14 TEXAS A&amp;M</b>	<b>L</b>	<b>4-7</b>
<b>APRIL 15</b>	<b>#13 RICE</b>	<b>L</b>	<b>3-12</b>
<b>APRIL 28</b>	<b>#16 BAYLOR</b>	<b>L</b>	<b>2-7</b>
May 22	! vs. #18 South Alabama	L	6-12

! - NCAA South I Regional (Baton Rouge, La.)

<b>1997 (6-4)</b>			
Feb. 8	at #4 Rice	W	16-1
<b>FEB. 9</b>	<b>#4 RICE</b>	<b>L</b>	<b>8-11</b>
<b>MARCH 1</b>	<b>#7 WICHITA STATE</b>	<b>W</b>	<b>10-6</b>
<b>MARCH 1</b>	<b>#7 WICHITA STATE</b>	<b>W</b>	<b>4-3</b>
<b>MARCH 19</b>	<b>#23 TEXAS A&amp;M</b>	<b>W</b>	<b>6-4</b>
March 21	at #14 USF	W	6-5
March 22	at #14 USF	L	5-9
March 23	at #14 USF	W	11-6
<b>APRIL 8</b>	<b>#22 RICE</b>	<b>L</b>	<b>5-6</b>
<b>APRIL 21</b>	<b>#14 RICE</b>	<b>L</b>	<b>5-8</b>

<b>1996 (2-4)</b>			
<b>MARCH 8</b>	<b>#21 UCF</b>	<b>W</b>	<b>9-5</b>
<b>MARCH 9</b>	<b>#21 UCF</b>	<b>W</b>	<b>8-3</b>
<b>MARCH 10</b>	<b>#21 UCF</b>	<b>L</b>	<b>1-5</b>
<b>APRIL 6</b>	<b>#20 TEXAS</b>	<b>L</b>	<b>1-6</b>
<b>APRIL 6</b>	<b>#20 TEXAS</b>	<b>L</b>	<b>5-10</b>
<b>APRIL 7</b>	<b>#20 TEXAS</b>	<b>L</b>	<b>3-11</b>

<b>1994 (6-8)</b>			
<b>FEB. 26</b>	<b>#7 LSU</b>	<b>L</b>	<b>5-8</b>
<b>FEB. 27</b>	<b>#7 LSU</b>	<b>L</b>	<b>2-7</b>
<b>MARCH 5</b>	<b>#25 MCNEESE</b>	<b>L</b>	<b>7-18</b>
<b>MARCH 9</b>	<b>#14 OKLAHOMA</b>	<b>W</b>	<b>8-3</b>
<b>MARCH 18</b>	<b>#10 RICE</b>	<b>W</b>	<b>9-8 (10)</b>
<b>MARCH 19</b>	<b>#10 RICE</b>	<b>W</b>	<b>8-7</b>
<b>MARCH 19</b>	<b>#10 RICE</b>	<b>L</b>	<b>6-26</b>
<b>MARCH 25</b>	<b>#5 TEXAS</b>	<b>L</b>	<b>7-13</b>
<b>MARCH 26</b>	<b>#5 TEXAS</b>	<b>W</b>	<b>7-2</b>
<b>MARCH 27</b>	<b>#5 TEXAS</b>	<b>L</b>	<b>8-17</b>

<b>MARCH 29</b>	<b>#21 LAMAR</b>	<b>W</b>	<b>9-5</b>
April 1	at #24 Texas A&M	L	9-15
April 2	at #24 Texas A&M	L	1-2 (8)
April 2	at #24 Texas A&M	W	8-3

<b>1993 (4-6)</b>			
<b>FEB. 13</b>	<b>#16 TULANE</b>	<b>W</b>	<b>9-7</b>
<b>FEB. 14</b>	<b>#16 TULANE</b>	<b>W</b>	<b>5-3</b>
March 13	at #13 Rice	L	4-17
March 14	at #13 Rice	L	1-2
March 14	at #13 Rice	L	1-4
March 20	at #1 Texas	W	4-1
March 20	at #1 Texas	L	7-8
March 21	at #1 Texas	L	5-8
<b>APRIL 2</b>	<b>#12 TEXAS TECH</b>	<b>L</b>	<b>2-13</b>
<b>APRIL 3</b>	<b>#12 TEXAS TECH</b>	<b>W</b>	<b>3-1</b>
<b>APRIL 3</b>	<b>#12 TEXAS TECH</b>	<b>L</b>	<b>3-4 (6)</b>

<b>1992 (2-1)</b>			
<b>MARCH 13</b>	<b>#4 TEXAS</b>	<b>W</b>	<b>5-2</b>
<b>MARCH 14</b>	<b>#4 TEXAS</b>	<b>L</b>	<b>1-6</b>
<b>MARCH 14</b>	<b>#4 TEXAS</b>	<b>W</b>	<b>11-4</b>

<b>1990 (7-7)</b>			
<b>MARCH 23</b>	<b>#7 ARKANSAS</b>	<b>L</b>	<b>1-6</b>
<b>MARCH 24</b>	<b>#7 ARKANSAS</b>	<b>L</b>	<b>4-6</b>
<b>MARCH 24</b>	<b>#7 ARKANSAS</b>	<b>W</b>	<b>6-0</b>
April 10	at #16 Oklahoma State	L	0-15
April 10	at #10 Oklahoma State	W	10-4
<b>APRIL 20</b>	<b>#4 TEXAS</b>	<b>W</b>	<b>7-5</b>
<b>APRIL 20</b>	<b>#4 TEXAS</b>	<b>L</b>	<b>3-5</b>
<b>APRIL 21</b>	<b>#4 TEXAS</b>	<b>L</b>	<b>5-15</b>
April 27	at #11 Texas A&M	W	1-0
April 28	at #11 Texas A&M	W	4-3
April 28	at #11 Texas A&M	W	4-2
May 19	! vs. #4 Arkansas	W	7-1
May 25	\$ vs. #7 USC	L	11-26
May 26	\$ at #6 LSU	L	4-6

! - SWC Tournament (Austin, Texas)  
 ! - NCAA South I Regional (Baton Rouge, La.)

<b>1989 (1-2)</b>			
<b>APRIL 28</b>	<b>#2 TEXAS A&amp;M</b>	<b>L</b>	<b>10-11</b>
<b>APRIL 28</b>	<b>#2 TEXAS A&amp;M</b>	<b>W</b>	<b>11-3</b>
<b>APRIL 28</b>	<b>#2 TEXAS A&amp;M</b>	<b>L</b>	<b>6-12</b>

<b>1987 (4-12)</b>			
March 14	at #19 Wichita State	L	4-7
March 14	at #19 Wichita State	W	12-11
March 15	at #19 Wichita State	W	2-1
March 27	at #17 Arkansas	W	4-3
March 27	at #17 Arkansas	L	3-10
March 28	at #17 Arkansas	L	6-12
April 24	at #1 Texas	L	2-15
April 25	at #1 Texas	L	2-4
April 25	at #1 Texas	L	4-7
<b>MAY 1</b>	<b>#12 TEXAS A&amp;M</b>	<b>L</b>	<b>3-12</b>
<b>MAY 2</b>	<b>#12 TEXAS A&amp;M</b>	<b>W</b>	<b>4-3</b>
<b>MAY 2</b>	<b>#12 TEXAS A&amp;M</b>	<b>L</b>	<b>4-10</b>
May 15	! at #1 Texas	L	3-4
May 17	! vs. #4 Arkansas	L	9-14
May 23	\$ at #1 Texas	L	3-15
May 24	\$ at #1 Texas	L	4-13

! - SWC Tournament (Austin, Texas)  
 \$ - NCAA Central Regional (Austin, Texas)

<b>1986 (2-5)</b>			
Feb. 23	! vs. #NA Tulane	L	2-3
<b>MARCH 9</b>	<b>#NA WICHITA STATE</b>	<b>L</b>	<b>3-14</b>
<b>MARCH 10</b>	<b>#NA WICHITA STATE</b>	<b>W</b>	<b>6-3</b>
<b>MARCH 13</b>	<b>#6 OKLAHOMA STATE</b>	<b>W</b>	<b>4-0</b>
<b>MARCH 14</b>	<b>#6 OKLAHOMA STATE</b>	<b>L</b>	<b>9-19</b>
<b>MARCH 15</b>	<b>#23 OKLAHOMA</b>	<b>L</b>	<b>7-15</b>
<b>MARCH 16</b>	<b>#23 OKLAHOMA</b>	<b>L</b>	<b>3-9</b>

! - Louisiana Classics (Lafayette, La.)

<b>1985 (6-12)</b>			
March 14	! vs. #4 Oklahoma	L	0-7
<b>MARCH 22</b>	<b>#19 TEXAS A&amp;M</b>	<b>L</b>	<b>7-9</b>
<b>MARCH 23</b>	<b>#19 TEXAS A&amp;M</b>	<b>W</b>	<b>12-8</b>
<b>MARCH 23</b>	<b>#19 TEXAS A&amp;M</b>	<b>W</b>	<b>8-2</b>
April 5	at #5 Arkansas	L	12-16
April 6	at #5 Arkansas	L	4-5
April 6	at #5 Arkansas	W	10-9
April 19	at #19 Baylor	L	6-22

April 20	at #19 Baylor	W	10-5
April 20	at #19 Baylor	L	2-3
May 4	at #4 Texas	L	0-8
May 4	at #4 Texas	L	4-15
May 5	at #4 Texas	L	9-11
May 17	\$ at #1 Texas	L	0-5
May 18	\$ vs. #10 Baylor	W	5-4
May 19	\$ at #1 Texas	L	6-14
May 23	^ vs. #21 LSU	W	11-4
May 24	^ at #1 Texas	L	2-9

! - Texas-Pan American Tournament (Edinburg, Texas);  
 \$ - SWC Tournament (Austin, Texas);  
 ^ - NCAA Central Regional (Austin, Texas)

<b>1984 (1-5)</b>			
<b>MARCH 24</b>	<b>#3 TEXAS</b>	<b>L</b>	<b>3-4</b>
<b>MARCH 24</b>	<b>#3 TEXAS</b>	<b>L</b>	<b>0-19</b>
<b>MARCH 25</b>	<b>#3 TEXAS</b>	<b>L</b>	<b>10-12</b>
March 17	at #5 Rice	W	2-1
March 18	at #5 Rice	L	1-6
March 18	at #5 Rice	L	4-6

<b>1983 (5-1)</b>			
<b>March 25</b>	<b>#17 Texas A&amp;M</b>	<b>W</b>	<b>9-2</b>
<b>March 26</b>	<b>#17 Texas A&amp;M</b>	<b>W</b>	<b>4-3</b>
<b>March 26</b>	<b>#17 Texas A&amp;M</b>	<b>W</b>	<b>17-2</b>
April 29	at #1 Texas	W	4-3
April 30	at #1 Texas	W	4-3
April 30	at #1 Texas	L	2-12

<b>1982 (0-2)</b>			
May 28	! vs. #3 Cal State Fullerton	L	3-7
May 30	! at #1 Arizona State	L	5-9

! - NCAA West II Regional (Tempe, Ariz.)



## YEAR-BY-YEAR HITTING STATS

YEAR	G	AVG.	R	H	2B	3B	HR	RBI	BB	SO	SB	TB	SLG%	Runs/G	Hits/G
2020	15	.213	76	107	22	3	15	69	65	152	25-29	180	.359	5.06	7.13
2019	56	.253	278	468	80	10	42	241	247	460	62-86	694	.375	4.96	8.36
2018	63	.266	327	564	101	11	37	298	271	471	85-108	798	.376	5.19	8.95
2017	63	.290	403	616	102	26	60	360	272	391	84-102	950	.448	6.40	9.78
2016	59	.271	289	536	81	13	37	261	211	336	58-79	754	.382	4.89	9.08
2015	63	.267	358	562	87	22	44	332	282	419	73-96	825	.392	5.68	8.92
2014	66	.278	340	606	92	9	17	296	292	358	85-111	767	.352	5.15	9.18
2013	58	.274	316	517	75	25	14	280	233	388	82-102	684	.363	5.45	8.91
2012	54	.271	226	500	72	9	11	212	186	386	55-72	623	.338	4.19	9.26
2011	59	.284	323	581	104	24	19	288	201	398	63-89	790	.386	5.47	9.85
2010	57	.296	353	594	77	23	44	321	230	346	89-115	849	.423	6.19	10.42
2009	58	.282	309	560	101	17	25	275	227	360	69-104	770	.388	5.32	9.65
2008	66	.301	464	688	144	18	51	421	282	434	142-179	1,021	.446	7.03	10.42
2007	56	.285	341	543	93	11	39	309	239	374	61-75	775	.407	6.09	9.70
2006	61	.293	367	625	114	16	71	323	204	374	86-110	984	.462	6.02	10.25
2005	59	.289	314	579	118	14	36	287	225	401	62-87	833	.415	5.32	9.81
2004	59	.305	354	635	110	13	46	313	197	399	77-107	909	.437	6.00	11.76
2003	67	.276	345	628	113	13	40	314	196	407	90-121	887	.390	5.15	9.37
2002	65	.310	418	693	99	8	58	364	246	348	94-146	982	.439	6.43	10.66
2001	59	.276	331	554	78	3	33	294	260	372	107-134	737	.367	5.61	9.39
2000	66	.304	484	703	157	16	75	445	303	401	82-118	1,117	.484	7.33	10.65
1999	64	.311	484	724	140	15	77	432	278	407	114-141	1,125	.484	7.56	11.31
1998	59	.304	401	598	126	17	54	362	251	363	88-120	920	.468	6.80	10.14
1997	63	.327	508	759	147	18	67	457	248	378	152-186	1,143	.492	8.06	12.04
1996	57	.299	384	586	113	19	41	332	270	342	84-121	860	.439	6.74	10.28
1995	55	.268	298	457	81	17	25	256	239	322	63-94	647	.379	5.42	8.31
1994	56	.275	298	477	81	16	37	258	174	293	81-117	701	.405	5.32	8.52
1993	55	.311	401	550	87	22	44	340	274	254	125-157	815	.461	7.29	11.00
1992	53	.270	249	473	94	22	13	212	194	235	71-96	650	.372	4.70	8.60
1991	56	.299	316	506	89	17	39	285	225	238	44-76	746	.440	5.64	9.04
1990	67	.300	419	629	104	27	37	361	293	279	74-111	898	.480	6.25	9.39
1989	60	.310	366	568	106	18	57	400	223	275	81-113	881	.480	6.10	9.47
1988	58	.314	446	575	106	17	68	400	315	298	50-72	919	.501	7.69	9.91
1987	65	.303	469	599	100	17	67	419	341	381	89-	934	.473	7.22	9.22
1986	58	.295	390	521	102	12	83	242	267	298	55-74	896	.507	6.72	8.98
1985	61	.308	480	566	114	20	76	440	341	242	49-63	947	.515	7.87	9.28
1984	55	.296	328	465	86	8	30	267	278	225	41-55	660	.405	5.96	8.45
1983	58	.285	324	478	92	11	31	286	258	265	69-93	685	.408	5.59	8.24
1982	58	.274	364	459	80	7	50	315	296	197	71-94	703	.420	6.28	7.91
1981	53	.298	300	452	91	12	45	273	215	182	65-81	702	.462	5.66	8.53
1980	46	.279	246	382	59	10	44	214	182	168	16-25	593	.433	5.35	8.30
1979	44	.275	241	349	71	11	33	209	192	153	13-	541	.426	5.48	7.93
1978	51	.277	291	432	67	12	45	262	257	171	42-	657	.421	5.71	8.47
1977	45	.314	249	424	59	12	30	230	196	142	37-	595	.440	5.53	9.42
1976	46	.258	206	331	56	6	12	174	201	147	89-	435	.339	4.48	7.20
1975	43	.268	196	352	50	4	24	186	197	156	31-	480	.366	4.56	8.19
1974	41	.296	239	355	56	9	22	216	223	133	50-	495	.413	5.83	8.66
1973	32	.276	165	260	36	4	16	135	174	155	37-	352	.374	5.16	8.13
1972	49	.254	161	322	35	11	18	134	165	183	49-	433	.341	3.29	6.57
1971	39	.253	155	253	27	11	16	125	147	145	61-	327	.328	3.97	6.49
1970	36	.226	156	257	43	13	14	137	125	155	39-	387	.345	4.33	7.14
1969	38	.235	153	267	35	11	8	132	145	216	105-	350	.307	4.03	7.03
1968	32	.253	141	250	36	8	20	128	123	168	36-	341	.345	4.41	7.81
1967	32	.278	158	295	34	14	23	130	136	195	71-	426	.401	4.94	9.22
1966	30	.267	173	264	35	13	19	133	157	145	71-	382	.386	5.77	8.80
1965	26	.274	147	245	30	18	7	118	100	103	30-	331	.370	5.65	9.42
1964	29	.223	136	211	19	2	7	97	127	154	81-	277	.293	4.69	7.28
1963	19	.227	63	146	7	6	5	47	74	104	46-	177	.275	3.32	7.68
1962	22	.225	87	143	14	7	3	68	86	87	50-	178	.281	3.95	6.50
1961	15	.220	57	107	9	5	1	39	63	84	27-	116	.238	3.80	7.13
1960	20	.239	67	129	19	4	7	57	87	115	13-	165	.284	3.35	6.45
1959	21	.234	95	161	28	3	12	81	73	140		231	.336	4.52	7.67
1958	24	.210	80	141	16	4	8	73	114	114	11-	185	.276	3.33	5.88
1957	18	.238	82	141	23	0	8	61	77	107	18-	188	.322	4.56	7.83
1956	24	.230	124	187	23	4	9	104	129	144	34-	245	.301	5.17	7.79
1955	19	.237	77	146	17	3	6	55	92	114	25-	187	.304	4.05	7.68
1954	23	.279	139	215	---	---	---	---	---	---	---	---	---	6.04	9.35
1953	26	Unknown													
1952	17	Unknown													
1951	24	Unknown													
1950	16	.262	104	136	23	10	1	75	73	---	---	150	.289	6.50	8.50
1949	16	.238	88	124	---	---	---	---	75	---	---	---	---	5.50	7.75



## YEAR-BY-YEAR PITCHING STATS

YEAR	G	ERA	W-L	SV	SHO	IP	H	R	ER	BB	SO	BB/G	K/G
2020	15	4.45	6-9	4	0	139.2	149	85	69	76	156	5.06	10.4
2019	56	3.82	32-24	16	4	504.1	444	258	214	220	427	3.93	7.63
2018	63	3.84	38-25	15	5	560.2	494	282	239	221	492	3.51	7.81
2017	63	3.43	42-21	12	5	556.2	558	264	212	141	445	2.24	7.06
2016	59	2.48	36-23	15	8	522.0	433	197	144	114	475	1.93	8.05
2015	63	2.89	43-20	15	8	573.0	516	242	184	154	478	2.44	7.59
2014	66	2.35	48-18	17	9	589.0	504	187	154	119	426	1.80	6.45
2013	58	3.74	36-22	15	4	505.0	527	260	210	161	385	2.78	6.64
2012	54	5.32	18-35	6	0	476.2	576	355	282	219	347	4.06	6.43
2011	59	4.56	27-32	10	5	522.2	585	335	265	223	313	3.78	5.31
2010	57	6.54	25-32	12	2	501.0	592	420	364	334	412	5.85	7.22
2009	58	5.48	27-31	17	2	512.0	600	370	312	237	453	4.08	7.81
2008	66	5.31	42-24	22	1	586.0	639	406	346	292	482	4.48	7.40
2007	56	5.33	28-28	13	4	493.0	565	330	292	215	312	3.92	5.75
2006	61	3.58	39-22	10	4	541.0	508	251	215	198	502	3.29	8.35
2005	59	4.01	29-30	14	2	527.0	553	301	235	186	488	3.18	8.33
2004	59	4.61	30-29	12	2	517.0	536	322	265	237	440	4.13	7.66
2003	67	4.18	37-30	17	2	598.1	539	333	278	266	605	4.00	9.10
2002	65	3.20	48-17	15	8	574.1	491	248	204	206	548	3.23	8.59
2001	59	4.54	29-30	9	3	521.0	536	326	263	234	448	4.04	7.74
2000	66	3.58	48-18	9	5	597.2	598	265	238	165	440	2.46	6.63
1999	64	4.60	40-24	6	5	584.2	601	349	299	239	453	3.68	6.97
1998	59	5.46	34-25	7	6	504.0	548	351	306	226	399	4.04	7.13
1997	63	5.34	40-23	14	3	558.0	598	378	331	259	516	4.18	8.32
1996	57	5.79	29-28	10	1	492.1	591	410	317	325	367	5.94	6.71
1995	55	4.87	26-29	9	2	455.1	467	300	241	216	348	4.27	6.88
1994	56	5.51	30-26	7	2	455.2	473	345	279	295	361	5.83	7.13
1993	55	5.42	31-24	8	0	443.2	470	349	267	304	311	6.17	6.31
1992	53	3.28	25-28	8	1	461.1	439	229	168	195	342	3.80	6.67
1991	56	3.67	37-19	9	12	452.1	432	222	184	208	328	4.41	6.53
1990	67	3.91	44-23	8	6	540.2	530	302	235	267	419	4.44	6.97
1989	60	3.96	43-17	12	2	477.0	448	270	210	260	364	4.91	6.87
1988	58	5.00	33-22	2	2	453.2	440	314	252	275	378	5.46	7.50
1987	65	4.83	40-24	12	9	508.2	466	353	273	310	426	5.48	7.54
1986	58	4.41	35-23	10	5	449.1	440	283	220	212	324	4.25	6.49
1985	61	4.52	44-17	6	8	471.2	453	301	237	303	301	5.78	5.74
1984	55	5.98	32-23	9	3	427.2	474	319	284	289	268	6.08	5.64
1983	58	2.94	43-15	9	12	453.1	383	200	148	221	330	4.39	6.55
1982	58	3.51	42-14	7	9	456.1	364	201	178	267	290	5.27	5.72
1981	53	5.20	32-20	11	5	396.0	404	266	229	267	253	6.07	5.75
1980	46	5.46	17-28-1	4	2	344.0	429	255	209	190	165	4.97	4.32
1979	44	3.84	27-17	2	5	326.0	328	182	139	143	191	3.95	5.27
1978	51	4.54	30-21	7	2	404.1	414	258	204	214	285	4.76	6.34
1977	45	3.79	27-17-1	2	13	347.0	334	170	146	141	202	3.66	5.24
1976	46	2.97	31-15	6	9	353.2	306	149	117	161	244	4.10	6.21
1975	43	4.83	18-25	3	2	335.0	349	214	180	170	192	4.57	5.16
1974	41	5.93	20-21	5	4	320.1	381	260	211	151	131	4.24	3.68
1973	32	4.81	15-16-1	4	1	245.0	254	180	131	138	196	5.07	7.20
1972	49	3.71	25-23-1	5	5	359.0	355	204	148	163	205	4.09	5.14
1971	39	2.91	24-15	2	7	287.0	246	141	93	112	199	3.51	6.24
1970	36	2.67	19-17	---	4	305.2	259	130	91	144	208	4.24	6.12
1969	38	4.08	15-23	---	0	304.0	285	153	138	164	213	4.86	6.31
1968	32	3.03	15-16-1	---	2	273.0	258	159	92	133	211	4.38	6.96
1967	32	3.12	21-11	---	---	288.0	243	137	100	140	230	4.36	7.19
1966	30	2.83	18-11-1	---	2	255.0	222	139	80	134	168	4.73	5.93
1965	26	5.04	12-14	---	1	230.0	248	172	129	137	117	5.37	4.58
1964	29	2.23	16-13	---	1	262.0	207	113	66	122	197	4.19	6.77
1963	19	3.31	4-15	---	0	176.2	177	107	65	90	72	4.58	3.67
1962	22	2.89	16-6	---	7	185.1	125	76	60	82	131	3.98	6.36
1961	15	3.52	4-11	---	3	135.1	114	72	53	82	100	5.45	6.65
1960	20	2.28	12-11	---	---	158.0	121	80	40	91	96	5.18	5.47
1959	21	5.37	7-14	---	---	150.2	177	122	90	105	124	6.27	7.41
1958	24	2.97	11-13	---	---	184.2	137	87	61	90	140	4.39	6.82
1957	18	3.51	6-11-1	---	2	150.0	117	100	63	102	166	5.74	9.96
1956	24	2.79	14-10	---	1	221.1	195	111	68	95	189	3.86	7.69
1955	19	3.26	6-13	---	---	163.0	132	96	59	90	126	4.97	6.96
1954	23	---	12-11	---	---	201.0	172	96	---	71	124	3.18	5.55
1953	Unknown												
1952	Unknown												
1951	Unknown												
1950	16	---	10-6	---	---	142.2	104	---	---	68	120	4.29	7.57
1949	16	---	7-9	---	---	---	---	---	---	93	140	---	---



## STANDOUT HITTING PERFORMANCES

**.400 AVERAGE – SEASON****Tom Paciorek • 1967**

Avg.	H-AB	R	2B	3B	HR	RBI
.435	57-for-131	30	6	4	10	29

**Goefrey Tomlinson • 1997**

Avg.	H-AB	R	2B	3B	HR	RBI
.427	106-for-248	74	29	3	16	67

**Corky Swindell • 1983**

Avg.	H-AB	R	2B	3B	HR	RBI
.422	44-for-199	84	8	2	2	47

**Fred Hinojosa • 1988**

Avg.	H-AB	R	2B	3B	HR	RBI
.412	73-for-177	47	19	3	5	46

**Mike Minturn • 1981**

Avg.	H-AB	R	2B	3B	HR	RBI
.408	53-for-130	25	13	1	6	35

**Richard Arnold • 1955**

Avg.	H-AB	R	2B	3B	HR	RBI
.404	23-for-57	12	2	0	1	2

**Jerry Willeford • 1976**

Avg.	H-AB	R	2B	3B	HR	RBI
.403	52-for-129	33	13	5	4	29

**.400 AVERAGE – CONFERENCE ONLY**

.476 (39-for-82)	Jarrold Bitter	1999
.451 (46-for-102)	Goefrey Tomlinson	1997
.430 (52-for-121)	Travis Tully	2005
.424 (34-for-77)	Jerry Willeford	1976
.429 (24-for-56)	Benny Mota	1985
.426 (23-for-54)	Steve Reeves	1974
.416 (32-for-77)	Corky Swindell	1983
.415 (39-for-94)	J.P. Woodward	1999
.413 (33-for-80)	James Wambach	1990
.410 (41-for-100)	Cole Bruce	2004
.408 (29-for-71)	Shane Buteaux	1994
.405 (47-for-116)	Dustin Carr	1997
.404 (23-for-57)	Brian Blair	1991
.404 (36-for-89)	Mike Medrano	1998
.403 (31-for-77)	David Vasquez	1989
.400 (26-for-65)	Ricky Freeman	1994
.400 (24-for-60)	Rayner Noble	1983

**HIT FOR THE CYCLE****Matt Weston, at McNeese**

W, 11-1 April 11, 2006

**Isa Garcia, at East Carolina**

W, 13-4 April 1, 2006

**Jason Pekar, vs. USF**

W, 18-17 March 21, 1998

**Lonnie Walker, vs. Texas A&M (Austin, Texas)**

W, 11-7 May 16, 1987

**TOP HOME RUN HITTING DUOS – SEASON**

1.	33	Pat Hewes (23), Damon Baldwin (10), Mike Basso (10)	1986
		Brett Cooley (18), Chris Snyder (15)	2002
3.	30	Jake Scheiner (18), Connor Wong (12)	2017
		Matt Weston (16), Brad Lincoln (14)	2006
		J.P. Woodward (18), Jarrod Bitter (12)	1999
6.	29	Omar Brewer (16), Lonnie Walker (13)	1987
7.	27	Goefrey Tomlinson (16), Dustin Carr (11)	1997
8.	27	Mark Grimes (16), Joe Pat Simms (11)	1985
9.	25	Joe Davis (18), Jared Triolo (7)	2019
10.	24	Jake Stewart (14), Bryan Pounds (10)	2008
		J.P. Woodward (12), Kris Wilken (12)	2000

**TOP RBI-PRODUCING DUOS – SEASON**

1.	127	Chris Snyder (71), Brett Cooley (56)	2002
2.	126	Bryan Pounds (67), Ryan Lormand (59)	2008
3.	123	J.P. Woodward (66), Jarrod Bitter (57)	1999
4.	121	Goefrey Tomlinson (67), Scott Keithley (54)	1997
5.	119	Lonnie Walker (67), Omar Brewer (52)	1987
6.	116	Tyson Schweitzer (61), Jarrod Bitter (55), Kris Wilken (55)	2000
7.	114	Pat Hewes (62), Damon Baldwin (52)	1986
8.	112	Casey Grayson (48), Kyle Survance (32), Ashford Fulmer (32)	2014
		Mark Grimes (56), Damon Baldwin (56)	1985
10.	110	Jake Scheiner (64), Joe Davis (46)	2017
		Dustin Kingsbury (58), Brad Lincoln (52)	2005

**GRAND SLAMS**

Joe Davis	vs. North Carolina	June 3, 2018
Corey Julks	at Tulane	May 12, 2017
Joe Davis	at Memphis	April 13, 2017
Joe Davis	Tulane	May 26, 2016
Joe Davis	Rice	May 17, 2016
Jacob Campbell	Cincinnati	April 18, 2015
Michael Pyeatt	Towson	March 16, 2014
Caleb Barker	Towson	March 15, 2014
Caleb Barker	A&M-Corpus Christi	March 8, 2013
Jonathan Davis	Baylor	March 2, 2013
Jake Runte	UTPA	April 4, 2009
Bryan Pounds	Rice	March 26, 2008
Jake Stewart (2)	Texas State	Feb. 26, 2008
Jake Stewart	Stephen F. Austin	Feb. 6, 2007
Dustin Kingsbury	at Cincinnati	April 3, 2005 (G2)
Kori Williams	Pepperdine	Feb. 20, 2005
Rob Johnson	Memphis	May 7, 2004
Matt Farrington	Cincinnati	April 23, 2004 (G1)
Chris Klosterman	Texas-Arlington	May 26, 2001
Gabe Lucas	Charlotte	April 22, 2001
Aaron Melebeck	at UAB	March 31, 2000
Tyson Schweitzer (2)	at UAB	March 31, 2000
Tyson Schweitzer	at LSU	Feb. 27, 2000
Shane Nance	Rice	Feb. 22, 2000
Brandon Caraway	at Cincinnati	May 2, 1999
Jason Pekar	Alabama	Feb. 13, 1999
Mike Medrano	USF	March 21, 1998
Bruce Rios	Illinois	Feb. 27, 1998
Scottie Scott	vs. Saint Louis	May 14, 1997
Dustin Carr	at Baylor	April 13, 1996
J.J. Matzke	Indiana State	March 13, 1994
Robert Goudeau	Texas-Pan American	April 26, 1993 (G2)

Ricky Freeman	Illinois State	March 8, 1993
Brian Blair	vs. Prairie View A&M	Feb. 20, 1993
Derrick Dietrich	at McNeese	Feb. 12, 1992
James Wambach	Sam Houston State	Feb. 14, 1990 (G1)
Ben Pardo	Western Kentucky	March 7, 1989
David Vasquez	St. Mary's	Feb. 14, 1988
Pat Hewes (2)	North Texas	March 2, 1986
Pat Hewes	at St. Mary's	Feb. 15, 1986
Charlie Rizzo	Northwestern State	March 17, 1982
David Minielly	at Texas Tech	March 15, 1980
Randy Abendroth	Texas Tech	March 13, 1977

**10+ HOME RUNS – SEASON**

1.	23	Pat Hewes	1986
2.	18	Joe Davis	2019
		Jake Scheiner	2017
		Brett Cooley	2002
		J.P. Woodward	1999
6.	16	Matt Weston	2006
		Goefrey Tomlinson	1997
		Omar Brewer	1987
		Mark Grimes	1985
10.	15	Chris Iriart	2015
		Chris Snyder	2002
12.	14	Joe Davis	2016
		Jake Stewart	2008
		Brad Lincoln	2006
		Hyung Cho	2003
16.	13	Joe Davis	2018
		Chris Snyder	2001
		Mike Walker	1987
19.	12	Connor Wong	2017
		Kris Wilken	2000
		J.P. Woodward	2000
		Jarrold Bitter	1999
		Mike Medrano	1998
		Shane Buteaux	1994
25.	11	Jesse Crain	2002
		Tyson Schweitzer	2000
		Bruce Rios	1998
		Dustin Carr	1997
		Joe Pat Simms	1985
		Jeff Jacobson	1982
31.	10	Chris Wallace	2010
		Jarrold Bitter	2000
		Rusty Smajstrla	1991
		Mike Basso	1986
		Damon Baldwin	1986
		Tom Paciorek	1967



STANDOUT PITCHING PERFORMANCES

PERFECT GAMES

Table with columns: Pitcher, Date, IP, H, BB, K. Row: Matt Beech, at Louisiana Tech, W, 6-0, Feb. 19, 1994, 7.0, 0, 0, 6

NO-HITTERS

Table with columns: Pitcher, Date, IP, H, BB, K. Row: Matt Beech, at Louisiana Tech, W, 6-0, Feb. 19, 1994, 7.0, 0, 0, 6

Table with columns: Pitcher, Date, IP, H, BB, K. Row: Ben Weber, vs. Texas State, W, 2-0, Feb. 23, 1991, 7.0, 0, 5, 7

Table with columns: Pitcher, Date, IP, H, BB, K. Row: Eric Rasberry, vs. Texas-Arlington, W, 7-0, Feb. 12, 1989, 5.0, 0, 3, 10

Table with columns: Pitcher, Date, IP, H, BB, K. Row: Kyle Atkinson, vs. St. Edward's, W, 2-0, March 3, 1987, 7.0, 0, 5, 7

Table with columns: Pitcher, Date, IP, H, BB, K. Row: Doug Drabek, at Louisiana-Lafayette, W, 6-0, March 6, 1983, 7.0, 0, 4, 6

Table with columns: Pitcher, Date, IP, H, BB, K. Row: John Shannon, vs. Cornell, W, 4-0, April 4, 1977, 7.0, 0, 1, 6

Table with columns: Pitcher, Date, IP, H, BB, K. Row: Mike Gilbert, vs. Oklahoma State, W, 1-0, March 20, 1971, 7.0, 0, 5, 9

ONE-HITTERS

Table with columns: Pitcher, Date, IP, H, BB, K. Row: Seth Romero vs. Grand Canyon, W, 3-1, March 19, 9.0, 1, 2, 13

Table with columns: Pitcher, Date, IP, H, BB, K. Row: Austin Pruitt, at Texas State, W, 1-0, Feb. 23, 2013, 9.0, 1, 2, 10

Table with columns: Pitcher, Date, IP, H, BB, K. Row: Brad Sullivan, vs. TCU, W, 2-0, May 16, 2002, 9.0, 1, 3, 9

Table with columns: Pitcher, Date, IP, H, BB, K. Row: Austin Faught, vs. UAB, W, 9-0, April 7, 2001, 9.0, 1, 2, 10

Table with columns: Pitcher, Date, IP, H, BB, K. Row: Shane Nance, at Southern Miss, W, 3-1, May 1, 1998, 9.0, 1, 1, 5

Table with columns: Pitcher, Date, IP, H, BB, K. Row: Jon McDonald, at Saint Louis, W, 9-0 (G2), March 29, 1998, 7.0, 1, 3, 2

Table with columns: Pitcher, Date, IP, H, BB, K. Row: Vaughn Eshelman, vs. Texas Tech, W, 1-0, March 23, 1991, 9.0, 1, 5, 14

Table with columns: Pitcher, Date, IP, H, BB, K. Row: Vaughn Eshelman (2), at Stephen F. Austin, W, 3-0, Feb. 22, 1990 (G2), 7.0, 1, 5, 7

Table with columns: Pitcher, Date, IP, H, BB, K. Row: Steve McCaslin, vs. Prairie View A&M, W, 12-1, Feb. 16, 1988, 5.0, 1, 2, 7

Table with columns: Pitcher, Date, IP, H, BB, K. Row: Doug Drabek, vs. Rice, W, 3-0, March 12, 1983, 7.0, 1, 1, 2

Table with columns: Pitcher, Date, IP, H, BB, K. Row: Brock Higgins, vs. Louisiana-Lafayette, W, 1-0, April 27, 1983, 9.0, 1, 3, 5

Table with columns: Pitcher, Date, IP, H, BB, K. Row: Rob Riley, vs. St. Francis, W, 8-0, March 7, 1982, 7.0, 1, 1, 7

Table with columns: Pitcher, Date, IP, H, BB, K. Row: Rob Riley (2), vs. Texas Wesleyan, W, 3-0, Feb. 24, 1981 (G2), 7.0, 1, 0, 6

Table with columns: Pitcher, Date, IP, H, BB, K. Row: Charlie Garza, vs. Nebraska, W, 1-0, March 1976, 7.0, 1, 1, 11

Table with columns: Pitcher, Date, IP, H, BB, K. Row: Larry Satcher, vs. Lamar, W, 6-0, 1968, 9.0, 1, 1, 4

10+ VICTORIES – SEASON

Table with columns: Rank, Victories, Pitcher, Season. Rows: 1. 13 Brad Sullivan 2002, Kyle Crowell 2000, Jody Supak 1987; 4. 12 Brad Lincoln 2006, Mike Walker 1985, Rayner Noble 1983, Doug Drabek 1983; 8. 11 Kyle Crowell 1999; 9. 10 Trey Cumbie 2017, Austin Pruitt 2013, Jeff Haas 1992, Al Benavides 1991, Doug Drabek 1982, Rob Riley 1981, Billy Blum 1978

100+ STRIKEOUTS – SEASON

Table with columns: Rank, Strikeouts, Pitcher, Season. Rows: 1. 157 Brad Sullivan 2002; 2. 154 Brad Sullivan 2003; 3. 152 Brad Lincoln 2006; 4. 148 Ryan Wagner 2003; 5. 119 Shane Nance 1999; 6. 117 Kyle Crowell 2000; 7. 115 Andrew Lantrip 2015; 8. 113 Seth Romero 2016; 9. 110 Trey Cumbie 2018; 10. 106 Brad Lincoln 2005, Shane Nance 1997

10+ STRIKEOUTS GAMES – CAREER

Table with columns: Rank, Strikeouts, Pitcher, Season. Rows: 1. 14 Brad Sullivan 2001-03; 2. 11 Brad Lincoln 2004-06; 3. 9 Seth Romero 2015-17; 4. 8 Andrew Lantrip 2014-16, Bob Peters 1959-62, Shane Nance 1997-00; 7. 5 Trey Cumbie 2016-18, Eric Rasberry 1988-89; 9. 3 Kyle Dowdy 2015, Austin Pruitt 2012-13, Billy Blum 1977-78, Kyle Crowell 1998-00, Austin Faught 2002-03, Wes Musick 2006-09

10+ STRIKEOUTS GAMES – SEASON

Table with columns: Rank, Strikeouts, Pitcher, Season. Rows: 1. 9 Brad Sullivan 2003; 2. 6 Seth Romero 2017, Andrew Lantrip 2015, Brad Lincoln 2006; 5. 5 Brad Sullivan 2002, Bob Peters 1962; 7. 4 Trey Cumbie 2018, Shane Nance 1997

Table with columns: Rank, Strikeouts, Pitcher, Season. Rows: 9. 3 Seth Romero 2016, Kyle Dowdy 2015, Austin Pruitt 2013, Eric Rasberry 1989, Billy Blum 1978, Bob Peters 1960

100.0 INNINGS PITCHED – SEASON

Table with columns: Rank, Innings, Pitcher, Season. Rows: 1. 138.1 Kyle Crowell 2000; 2. 132.2 Mike Walker 1985; 3. 128.2 Brad Sullivan 2002; 4. 127.2 Brad Lincoln 2006; 5. 123.2 Brad Sullivan 2003; 6. 117.0 Kyle Crowell 1999, Ike Haas 1992; 8. 113.1 Andrew Lantrip 2015, Danny Zell 2003; 10. 112.2 Jody Supak 1987; 11. 111.2 Shane Nance 1999; 12. 108.0 Aaron Garza 2014; 13. 106.2 Jake Lemoine 2014, Shane Nance (2) 1998; 15. 105.1 Billy Blum 1978; 16. 103.2 Trey Cumbie (2) 2018; 17. 103.1 Shane Nance (3) 1997; 18. 102.2 Rayner Noble 1983; 19. 102.0 Brad Lincoln (2) 2005; 20. 101.2 Tom Lukish 1978; 21. 101.1 Trey Cumbie 2017, Mike Walker 1986; 23. 100.2 Ricky Hargrove 2006; 24. 100.1 Woody Williams 1988

TOP PITCHING STRIKEOUTS DUOS – SEASON

Table with columns: Rank, Strikeouts, Pitcher, Season. Rows: 1. 302 Brad Sullivan (154), Ryan Wagner (148) 2003; 2. 234 Brad Lincoln (152), Ricky Hargrove (82) 2006; 3. 222 Brad Sullivan (157), Ryan Wagner (65) 2002; 4. 213 Shane Nance (119), Kyle Crowell (94) 1999; 5. 207 Andrew Lantrip (115), Seth Romero (92) 2015; 6. 197 Seth Romero (113), Andrew Lantrip (84) 2016; 7. 188 Trey Cumbie (110), Aaron Fletcher (78) 2018; 8. 187 Kyle Crowell (117), Shane Nance (70) 2000; 9. 185 Brad Lincoln (106), Kevin Roberts (79) 2005; 10. 182 Tom Lukish (101), Billy Blum (81) 1978

TOP PITCHING WINS DUOS – SEASON

Table with columns: Rank, Wins, Pitcher, Season. Rows: 1. 24 Rayner Noble (12), Doug Drabek (12) 1983; 2. 22 Kyle Crowell (13), Shane Nance (9) 2000; 3. 21 Brad Sullivan (13), Danny Zell (8), Keith Whatley (8) 2002, Mike Walker (12), Ed Clark (9) 1985; 6. 20 Brad Lincoln (12), Ricky Hargrove (8) 2006; 7. 19 Billy Blum (10), Tom Lukish (9) 1978; 8. 18 Trey Cumbie (10), John King (8) 2017, Andrew Lantrip (9), Kyle Dowdy (9) 2015, Tyler Ford (9), Aaron Garza (9) 2014, Kyle Crowell (11), Bryan Moore (7), Shane Nance (7) 1999

## ATTENDANCE RECORDS

### TOP ALL-TIME CROWDS

1.	40,106	vs. San Diego (March 13, 2004) Aztec Invitational, San Diego, Calif. (PETCO Park)
2.	27,134	vs. TCU (Feb. 11, 2006) Houston College Classic, Houston (Minute Maid Park)
3.	25,175	vs. San Diego State (March 11, 2004) Aztec Invitational, San Diego, Calif. (PETCO Park)
4.	23,984	vs. Texas A&M (Feb. 10, 2007) Houston College Classic, Houston (Minute Maid Park)
5.	21,995	vs. Oklahoma State (Feb. 12, 2005) Houston College Classic, Houston (Minute Maid Park)
6.	21,724	vs. Texas Tech (Feb. 14, 2004) Houston College Classic, Houston (Minute Maid Park)
7.	20,737	vs. UCLA (March 14, 2004) Aztec Invitational, San Diego, Calif. (PETCO Park)
8.	15,428	vs. Texas (Feb. 9, 2002) Houston College Classic, Houston (Minute Maid Park)
9.	14,978	vs. Texas (Feb. 3, 2001) Houston College Classic, Houston (Minute Maid Park)
10.	14,484	vs. Alabama (Feb. 15, 2003) Houston College Classic, Houston (Minute Maid Park)

### TOP HOME (SCHROEDER PARK) THREE-GAME SERIES

1.	12,137	San Jose State (June 2-4, 2000) NCAA Houston Super Regional (at Cougar Field)
2.	11,221	LSU (Feb. 22-24, 2002)
3.	7,892	LSU (Feb. 25-27, 2005)
4.	7,540	Louisville (April 11-13, 2014)
5.	6,335	Alabama (Feb. 20-22, 2015)
6.	5,932	Minnesota (Feb. 13-15, 2015)
7.	5,410	Rice (April 13-15, 2007)
8.	5,230	Rice (May 1-3, 2009)
9.	5,112	ECU (May 8-10, 2015)
10.	4,698	Tulane (April 10-12, 2015)

### TOP ROAD CROWDS

1.	11,702	at LSU (May 31, 2014)
2.	11,459	at LSU (June 1, 2014)
3.	11,339	at LSU (June 2, 2014)
4.	8,683	at LSU (March 6, 2004)
5.	8,177	at LSU (March 7, 2004)
6.	7,797	at LSU (March 3, 2006)
7.	7,698	at LSU (March 8, 2004)
8.	7,634	at LSU (Feb. 23, 2003)
9.	7,627	at LSU (Feb. 18, 2001)
10.	7,620	at LSU (March 4, 2006)

### RECORD CROWDS BY DAY

#### Sunday

20,737 vs. UCLA (March 14, 2004; Aztec Invitational at PETCO Park, San Diego, Calif.)

#### Monday

11,339 at LSU (June 2, 2014; NCAA Regional, at Alex Box Stadium, Baton Rouge, La.)

#### Tuesday

6,197 vs. Texas (April 12, 2016; at Constellation Field, Sugar Land, Texas)

#### Wednesday

3,639 at Texas Tech (May 15, 1996; at SWC Tournament, Lubbock, Texas)

#### Thursday

\* 40,106 vs. San Diego State (March 11, 2004;  
Aztec Invitational at PETCO Park, San Diego, Calif.)  
\* NCAA single-game record

#### Friday

11,761 vs. Arizona State (June 16, 1967; at NCAA College World Series, Omaha, Neb.)

#### Saturday

27,134 vs. TCU (Feb. 11, 2006; at Houston College Classic, Minute Maid Park, Houston)





COACHING HISTORY

1947 (Independent)

Table with 7 columns: Year, Coach, W-L-T, Pct, W-L-T, Conference Pct., Rk. Row 1: 1947, Ned Thompson, 1-5, .167

1948 (Lone Star Conference)

Table with 7 columns: Year, Coach, W-L-T, Pct, W-L-T, Conference Pct., Rk. Row 1: 1948, Dalton Albert, 4-7-1, .375, 2-6, .250, 5th

1949 (Independent)

Table with 7 columns: Year, Coach, W-L-T, Pct, W-L-T, Conference Pct., Rk. Row 1: 1949, Bill Lutz, 7-9, .438

1950 (Gulf Coast Conference)

Table with 7 columns: Year, Coach, W-L-T, Pct, W-L-T, Conference Pct., Rk. Row 1: 1950, Lovette Hill, 10-6, .625, 4-0, 1.000, 1st

1951-60 (Missouri Valley Conference)

Table with 7 columns: Year, Coach, W-L-T, Pct, W-L-T, Conference Pct., Rk. Rows 1-10: 1951-1960, Lovette Hill, various records, 1st-3rd

1961-72 (Independent)

Table with 7 columns: Year, Coach, W-L-T, Pct, W-L-T, Conference Pct., Rk. Rows 1-12: 1961-1972, Lovette Hill, various records, 1st-3rd

1973-96 (Southwest Conference)

Table with 7 columns: Year, Coach, W-L-T, Pct, W-L-T, Conference Pct., Rk. Rows 1-24: 1973-1996, various coaches, various records, 5th-7th

1997-2013 (Conference USA)

Table with 7 columns: Year, Coach, W-L-T, Pct, W-L-T, Conference Pct., Rk. Rows 1-17: 1997-2013, various coaches, various records, 1st-8th

2014-Present (American Athletic Conference)

Table with 7 columns: Year, Coach, W-L-T, Pct, W-L-T, Conference Pct., Rk. Rows 1-11: 2014-2020, Todd Whitting, various records, 1st-4th. Totals: Eight Coaches, 1,893-1,413-16, .572, 641-559-4, .534

CAREER COACHING RECORDS

VICTORIES

Table with 7 columns: Years, Coach, Years, G, W, L, T, Pct. Rows 1-11: 1995-10, 1975-86, 1950-74, 2011-Todd Whitting, 1987-94, 1949, 1948, 1947

WINNING PERCENTAGE

(min. five seasons)

Table with 7 columns: Years, Coach, Years, G, W, L, T, Pct. Rows 1-5: 1975-86, 1987-94, 2011-Todd Whitting, 1995-10, 1950-74

CONFERENCE VICTORIES

Table with 7 columns: Years, Coach, Years, G, W, L, T, Pct. Rows 1-5: 1995-2010, 1975-86, 2011-Todd Whitting, 1950-74, 1987-94, 1948

CONFERENCE WINNING PERCENTAGE

(minimum five seasons)

Table with 7 columns: Years, Coach, Years, G, W, L, T, Pct. Rows 1-5: 1995-10, 1950-74, 2011-Todd Whitting, 1975-86, 1987-94



## ALL-TIME ROSTER

Current players are listed in **bold**.**- A -**

<b>ABELN, Derek</b>	<b>2021-Present</b>
ABENDROTH, Randy	1977-78
ABRAHAM, Ty	2019
ACHILLES, Jeff	1981-82
ACOSTA, Julio	1976
AGUILAR, Clay	2018-20
AHRENS, Keith	2000-02
ALEXANDER, Mark	1978-80
ALLEN, Mike	1962-64
ALLEN, Sean	1998-01
ALMENDAREZ, Chris	1995
<b>ALMENDAREZ, Luke</b>	<b>2020-Present</b>
ALTMAN, Thad	1976-77
ALTOBELLI, John	1984-85
ALVAREZ, Julio	2001
<b>ALVEY, John</b>	<b>2021-Present</b>
ANASTAS, Alex	2010
ANSLEY, Joel	2010-11
APPLING, Landon	2011-14
ARANDA, Jeremy	2006
ARANDA, Josh	2006
ARGUELLO, Abe	1997
ARNOLD, Gerald	1949
ARNOLD, Richard	1955-57
ARNOLD, Tommy	1973-75
ARRINGTON, Claude	1952-54
ATKINSON, Kyle	1987-88
ATKINSON, Neil	1990-92
AUBIN, Larry	1972

**- B -**

BAILEY, David	1978
BAILEY, Eugene	1947
BAKER, Brett	1981-82
BAKER, Everette	1964-66
BAKER, Ronald	1966
BALDWIN, Damon	1985-86
BALL, Tom	1970-72
BANISTER, Jeff	1986
<b>BARBER, Dravin</b>	<b>2021-Present</b>
BARGER, Jim	1969-70
BARHAM, Mark	1994
BARKER, Caleb	2013-14
BARTEL, Darrin	1984
BARTLE, Shawn	1992
BARTLETT, Charlie	2017-18
BARTLEY, Bret	1989-90
BARTOLOTTA, Marc	1986
BASSO, Mike	1984-86
BAUTSCH, Ken	1965
<b>BAYLESS, Tristen</b>	<b>2019-Present</b>
BEARD, Jay	1976-79
<b>BECKER, Adam</b>	<b>2021-Present</b>
BEECH, Matt	1993-94
<b>BELCIK, Andy</b>	<b>2021-Present</b>
BELL, Bobby	1980-81
BENAVIDES, Al	1989-91
<b>BENJAMIN, Samuel</b>	<b>2021-Present</b>
BENTLEY, Brent	1979-82
BERGER, George	1962-64
BERGHAIER, Steve	1970-71
BERTILLION, Daron	2001-02
BETHEA, Jim	1956-58
BETTERS, Joe	1990-93
BICE, Brent	1995
BIDWELL, Don	1956
<b>BIFLAMOWICZ, Tyler</b>	<b>2017-Present</b>
BILLINGSLEY, Joe	1975-77
BISCHOF, Mike	1985
BISHOP, Webb	1957
BITTER, Jarrod	1998-00
BLACK, Tony	1972-74
BLACKLEDGE, Robert	1964
BLAIR, Brian	1991-93
BLAIR, Cameron	2002
<b>BLAYLOCK, Isaiah</b>	<b>2020-Present</b>
BLOUNT, Kirk	1995
BLUHM, Adam	2003
BILUM, Billy	1977-78
BOAZ, Mike	1983-84
BOEGER, Robert	1963-64
BOLLMAN, Mike	1972-75

BOND, Glenn	1948-49
BOND, Nolan	2016-19
BONNOT, Ryan	2012-13
BOON, Herbert	1949-51
BOON, John	1949-51
BOONE, Clayton	2006
BORON, Steve	1974-75
BORSKI, Jim	1964-66
BOTT, Nick	2003-04
BOURN, Michael	2001-03
BOX, John	1995-96
BOYD, Foy	1953
BOYD, Kevin	1994-95
BOYLES, Bryan	1993-94
BRADEN, Curtis	1949-50
BRADLEY, Matt	1987-88
BRADSHAW, Ronnie	1985
BREEDING, Stefan	1994
BREEN, Patrick	2004
BRENNER, Keith	2012-13
BRESLIN, Mike	1978-82
<b>BRETZ, Sean</b>	<b>2019-Present</b>
BREWER, Omar	1987
BREWER, Rick	1966-67
BREWER, Steve	1970-73
BREZINA, Robert	1961
BRINKMAN, Greg	1993-84
BROCKWAY, Jeff	1977-78
BROOKS, Eric	2010-11
BROWN, Aaron	2005-07
BROWN, Bobby	1990
BROWN, George	1947
<b>BROWN, Josh</b>	<b>2021-Present</b>
BROWN, Larry	1984
BROWN, Ron	2018-19
BRUCE, Barrett	2008
BRUCE, Cole	2002-04
BUCHANAN, Greg	2003
BUMPAS, John	1965
<b>BURCKEL, Brad</b>	<b>2019-Present</b>
BURESH, Garth	1989
BURKE, Erick	1998-99
BURRIS, Bo	1967
BUSCH, Hulén	1949
BUSH, Tommy	1949
BUTEAUX, Shane	1993-94
BUTKIEWICZ, Colin	2015
BYERS, Robby	1983
BYRUM, Terry	1978-80

**- C -**

CAIN, Brett	2020
CALDWELL, Bunky	1959-61
CAMARILLO, Joe	1970-71
CAMPBELL, Greg	1991
CAMPBELL, Jacob	2013-16
CAMPISE, Sam	1949-50
CAMPO, Al	1961-63
CANNON, John	2009-12
CANTU, G.J.	1965-67
CARAWAY, Brandon	1997-00
CARLISLE, Ricky	1965
CARR, Dustin	1994-97
CASEY, Clay	2016
<b>CASEY, Colby</b>	<b>2021-Present</b>
CAULEY, Pat	1993-94
CAVANAUGH, Kenny	1989
CERNY, Mark	1988-89
CESARIO, Jimmy	2007-08
CESARIO, Joey	2009
CHAMBERS, Dan	1972-74
CHAMPION II, Wendell	2016-19
CHANNING, Kyle	1982-83
CHERRY, Brad	2004
<b>CHERRY, Derrick</b>	<b>2019-Present</b>
CHERRY, Jimmie	1975-76, 78-79
CHO, Hyung	2001-03
CHRISTIANSEN, Bob	1983
CLARK, Ed	1984-85
CLARK, Mike	1970-71
CLARK, Rusty	1970
CLATTERBUCK, Bobby	1952-54
CLOEREN, Dereck	2007-08
COAKLEY, Cole	2014
COBB, Taylor	2014-15

COKER, Larry	1984-87
COKINOS, M.P.	2010-11
COLDIRON, Cooper	2017-18
COLLUM, Randall	1998
COLQUITT, James	1970
COLQUITT, Keith	2006
CONLEE, James	2010
COOLEY, Brett	2002-04
COOPER, Preasley	1965-66
COPELAND, Jeff	1978-79
COROLLA, Frank	2009
COUGOT, Travis	2006
COY, Fred	1975
CRAIN, Jesse	2002
CRAWFORD, Danny	1996
CREECH, John	1991
CREELE, Matt	2010-11
CROSEY, William	1950
CROWELL, Kyle	1998-00
CRAYER, Chase	2015
CUMBIE, Trey	2016-18
CUMMINGS, Steve	1985-86
CUNDIFF, William	1950
CURRIER, Bryan	1990

**- D -**

DARTER, Keith	1989-90
DATHE, Dax	2020
DAVID, Mark	1977
DAVIS, Joe	2016-19
DAVIS, Jonathan	2011-13
DAVIS, Robert	1959
DEAN, John	1953-55
DECKER, Steve	1985
DECUIR, Clint	2003
<b>DEESE, Jaycob</b>	<b>2021-Present</b>
DeLEON, Henry	1988
DEMPSAY, Chase	2008-11
DEPOY, Brad	2004
DEWEY, Arnold	1966
DICKERSON, Derek	2015-16
DICKMAN, Mark	1982-83
DIETRICH, Derrick	1990-92
DIEUDONNE, Robert	1997-00
DILLAHAY, Art	1996
DILL, Dakota	2010-11
DIXON, Jason	1994
DOLEZEL, Steve	1986-87
DOMINGUE, Garrett	2014
DORNAK, Brad	1994-95
DOTSON, Danny	1957
DOWDY, Kyle	2014-15
DRABEK, Doug	1981-83
DRAPELA, Billy	1987
DUBE, Billy	1956-58
<b>DUNN, Patrick</b>	<b>2021-Present</b>
DUSCHINSKI, Tom	1972-74

**- E -**

EASTMAN, Ryan	2011
<b>EDMONDSON, Ryne</b>	<b>2021-Present</b>
EDWARDS, Hunter	2017-18
ELIZONDO, Ryan	1994
ELLIOT, Paul	1986
ELLIS, Lloyd	1948-49
EPPS, Riley	1983-84
ESAU, Brett	2019
ESHELMAN, Vaughn	1990-91
ETZEL, Landon	2017-19
EVANS, Larry	1957-59

**- F -**

FANASELLE, Felix	2007-08
FARRINGTON, Matt	2003-06
FARROW, Jason	1995
FAUGHT, Austin	2001-02
FERGUSON, Cole	2020
FERTITTA, John	1986-87
FERRELL, Matt	1996-97
FINCANNON, Bill	1973-74
FISHER, Virgil	1960-62
FLANAGAN, Billy	1948
FLETCHER, Aaron	2015-18
FLORES, Gene	2001-05
FLORES, Luis	2006-07

FLOYD, Morgan	2008
FLYNN, Don	1955-56
FOJT, Jason	1993
FORD, Tyler	2013-14
FOSTER, Buzz	1963-64
FOUKE, Bob	1963-65
FOUST, Darin	1990-91
FRAGA, Felix	1949-52
FRANCESCO, Barney	1963
FRANCESCO, Louis	1989
FREE, Steve	1964
FREEMAN, Ricky	1991-94
FREESE, Ken	1982
FRENCH, Robert	1965
FUENTES III, Rey	2017-19
FULMER, Ashford	2012-15
FUERST, Dustin	2011-12

**- G -**

GALVIN, David	1993
GARCEAU, Tony	1987
GARCIA, Aty	1983
GARCIA, Isa	2006
GARCIA, Robert	1985
GARDNER, Mike	1973-75
GARIBAY, Guy	1982-85
GARIDEL, Ronald	1958-60
GARRETT, David	1980
GARTZ, Taylor	2002-04
GARZA, Aaron	2012-15
GARZA, Charlie	1974-77
GARZA, Randal	2020
GASPARD, Mitch	1986-87
<b>GASSER, Robert</b>	<b>2020-Present</b>
GAYLORD, Patrick	2004
GIBSON, Mike	1973
GIBSON, Zack	2012
GIESECKE, Mark	1993-94
GILBERT, Dicky	1974
GILBERT, Mike	1968-71
GLOS, Brady	2005-06
GOCHELOUR, Jordan	2019
GOOLSBY, Ross	1988-89
GONZALEZ, Roland	1985
GOODNIGHT, Michael	2009-10
GOOLSBY, Austin	2007-08
GORE, Edward	1961
GOUDEAU, Robert	1990-93
GRACEY, Austin	2010-11
GRAHAM, Kim	1975
GRAY, Brad	1995
GRAYSON, Casey	2012-14
GREEN, Freddie	1959-61
GREEN, Tanner	2019-20
GREGG, David	1949-51
GREIN, Jared	2001
GRILLI, Robert	2015-16
GRIMES, Mark	1983-85
GRIMSLEY, John	2017
GUTHRIE, Kelly	1983
GWIN, Jack	1947

**- H -**

HAAS, Ike	1976-77
HAAS, Jeff	1992
HAGGARD, Chris	1994
HALL, Mark	1982-83
HAMIL, Rayford	1956-58
HAMILTON, Brian	1993-94
HAMILTON, David	1994-95
HAMMACK, Taylor	2008-11
HAMPTON, Jeff	1996-97
HANCOCK, Shea	2004-07
HANTA, Carlton	1952-54
HARDIN, Larry	1963
HARDING, Barry	1965
FERTITTA, John	1972
HARGROVE, Ricky	2005-08
HARRIS, Brett	2017
HARRIS, Bryan	2000-03
HARRISON, Tom	1989
HARROD, Jeff	1982
HART, Jason	1991-92
HARTSELL, Jolly	1949-50



ALL-TIME ROSTER

Table listing players from HATCH, Mike (1993-94) to HYNES, Spencer (2019-20). Includes names, years, and bolded names like HENRY, Carter (2017-Present) and HUGGINS, Ryne (2021-Present).

Table listing players under the - I - header, including IBRAHIM, Ramy (1994) and INDELCATO, Angelo (1962).

Table listing players under the - J - header, including JACKSON, Alex (1997-00) and JOSEPH, Donnie (2007-09).

Table listing players from JUERGENS, Spencer (2018) to KUZINAR, Paul (1986). Includes bolded names like KAISER, Tommy (1971-74) and LAZZARO, Matt (2021-Present).

Table listing players under the - L - header, including LACKIE, Jeff (1993) and LUTZ, Bill (1947-48).

Table listing players under the - M - header, including MADDOX, Mike (1972-75) and MENDOZA, Dennis (1987).

Table listing players from MAGRE, Pete (1990-91) to MUZZLEWHITE, Stuart (2002-04). Includes bolded names like MALDONADO, Evan (2021-Present) and MILLER, Maddux (2021-Present).

Table listing players under the - N - header, including NANCE, Shane (1997-00) and NEWSOME, Jack (1956).

Table listing players from NIXON, Ricky (1980) to OUSLEY, Steve (1991). Includes bolded name OLIVER, Dale (1980-82).

Table listing players under the - P - header, including PACIOREK, Tom (1966-68) and PIERCE, David (1984-85).

Table listing players under the - R - header, including RANDELL, Donnie (1978-79) and REYES, Carlos (2008-09).



## ALL-TIME ROSTER

REYES, Jose	2016
RHODES, Mike	1987-88
RHODES, Reggie	1986
RICE, Ian	2015
RIGSBY, Kyle	1994
RIHA, Ellery	1958-59
RILEY, Rob	1981-82
RIOS, Bruce	1996-99
RIPPLE, Jim	1969-71
<b>RIVAS, Steven</b>	<b>2020-Present</b>
RIZZO, Charlie	1981-83
ROBERSON, Eli	1978
ROBERTS, Kevin	2003-05
ROBINSON, Jared	2014-15
ROEDAHL, Devon	2019
ROGERS, Jim	1996
ROMERO, Brant	1995
ROMERO, Seth	2015-17
ROSE, Phil	1967-69
ROZNOVSKY, Brandon	2004
RUBEN, Alvin	1978-79
RUCKER, Dylan	2013
RUDY, Kyle	2004
RUNSER, Greg	1998, 2000
RUNTE, Jake	2009-12
RUPP, Kevin	1975-77
RUPP, Nick	2020
RUSSELL, Gene	1953
RUWALDT, Ray	1957
RYDEN, Karl	1996

## - S -

SANFORD, Keegan	2012
SATCHER, Larry	1966-69
SAUCEDA, Matt	2005
SAVARINO, Billy	1953
SAVARINO, Billy	1983
SCALISE, Anthony	2002
SCHEINER, Jake	2017
SCHIRO, Joe	1958-59
SCHNEIDER, Jeff	1994
SCHREIBER, Jason	1996-97
SCHROEDER, Rick	1973-77
SCHROEDER, Russ	1971-74
SCHUBERT, Mark	1980
SCHULTEA, Jack	1952-54
<b>SCHULTZ, Blake</b>	<b>2021-Present</b>
SCHULTZ, Kyle	1986-87
SCHULZE, Philip	1992
SCHWARTZ, Richard	1968-70
SCHWEITZER, Tyson	1999-00
SCOTT, Chris	1993-95
SCOTT, Scottie	1997-98
<b>SEARS, Ben</b>	<b>2021-Present</b>
SEBERGER, Steve	1982-83
SHAFFER, Bobby	1972
SHANNON, John	1977-80
SHARP, Scott	1973
SHAVER, Brian	1991
SHELDON, Scott	1988-91
SHIFLETT, Tanner	2010
SHINDLER, Jim	1955-56
SHIPLEY, Allen	1953-55
SHIRLEY, Chuck	1981
SHIRLEY, James	1963
SHIRLEY, Robert	1963
SHOEMAKER, Greg	1977-78
SILMAN, James B.	1967
SIMMS, Joe	1985
SIMONS, Jeff	1976-78
SIMPSON, Brett	1987-88
SKOG, Jack	1965
SKREHOT, Shaun	1997-98
SLAUGHTER, Grant	2013
SLAUGHTER, Nick	2017-18
SMAJSTRLA, Rusty	1989-92
SMIGA, Jason	1995
SMITH, Daniel	2013
SMITH, Van	1965-67
SNOOK, Josh	2001
SNYDER, Chris	2000-02
SNYDER, Rusty	1979-81
SOLIS, Steve	1996
SOMA, Mark	1985-86
SOUTH, Mike	1987

SOUTH, Trey	1983-84
SOWERS, Scott	1986-87
SPARKMAN, Jim	1967-69
SPERRING, Jayme	1998-99
SPIVA, Darrell	1947
SPRETZ, Don	1972
SPRETZ, Steve	1970
STACKS, Kendall	2012
STADING, Jordan	2014-16
STAUFFACHER, Stuart	1983-85
STEPHENS, Morgan	1995-97
STEVENS, Mark	1972-75
STEWART, Aaron	2012-14
STEWART, Jake	2004-08
STEWART, Josh	1994
STILL, Ryan	2010-11
STIRNEMAN, Josh	2006-07
STOCKTON, Russell	1988-91
STONE, Bobby	1988-91
STONESTREET, Pete	1960-62
STRELAU, Lawrence	1966-68
STUCKEY, Ty	2008-11
SULLIVAN, Brad	2001-03
SUMERLIN, Austin	2004-05
SUNDGREN, Trevis	2018
SUPAK, Jody	1986-87
SURRATT, Jamie	1992
SURVANCE, Kyle	2013-15
SWEETEN, Paul	1956-57
SWINDELL, Corky	1982-83
SWINDELL, Jeremy	1997-98
SYFERT, Justin	1998-99
SYKES, Jerret	1997-00

## - T -

TALLEY, Bill	1972
TAUZIN, Jon	2016
TAYLOR, Kirk	1992-93
TAYLOR, Larry	1969-72
TAYLOR, Matt	2008-09
TAYLOR, Ron	1964
TAYLOR, Zac	2015-16
TEMKO, Brian	2005-06
TEMPLE, Henry	1955
TEMPLETON, Scott	1965
TERRILL, Phillip	1971
THEISS, WES	2012
<b>THOMAS, Johnathon</b>	<b>2019-Present</b>
THOMAS, Max	1968
THOMPSON, Andy	1991-92
THOMPSON, Richard	1956-58
THOMSON, Thomas	1960-61
TIEDT, Weldon	1954
TOMLINSON, Goefrey	1995-97
TOOMBS, Art	1967-69
TOPPING, James	1968
TORINA, Nick	1998-01
<b>TORMOS, Samuel</b>	<b>2021-Present</b>
TORRES, Ricky	1987-90
TOUCHTON, John	2007-09
TOWNS, Brad	1994-95
TRACY, John	1965
TRAVERSO, Harry	1947-49
TREMI, Chris	1989-92
TRENT, Tony	1988
TREVINO, Rey	1994-95
<b>TREVINO, Skyler</b>	<b>2021-Present</b>
TRIAL, Travis	2010-11
TRIOLO, Jared	2017-19
TUCKER, Wayne	1954-56
TULLY, Bryan	2005-08
TULLY, Travis	2003-05
TUMINSON, Jim	1981
TURNER, Randy	1983
<b>TURNEY, Cole</b>	<b>2021-Present</b>
TYSON, Jeremy	1993

## - U -

<b>UHSE, Brandon</b>	<b>2021-Present</b>
ULLOM, Mitch	2016-17
UNDERWOOD, Robert	1947

## - V -

VACLAVIK, Justin	2003-05
VALLLOT, Richard	1977
VALENZUELA, Pete	1986-87
VANDERWEL, Bill	1985
VARNER, Matt	2004
VASQUEZ, David	1988-89
VELASQUEZ, Steve	1991-92
VICK, Gary	1986
VICKERS, Billy	1954-55
VICKERS, Bobby	1951-53
VIDALES, Josh	2013-16
VINSON, David	1971-74
VILLARREAL, Fred	2017-19
VON TUNGELN, Rob	1979-80
VRUGGINK, Ryan	2012-14
VUCELICH, Mitch	1956

## - W -

WAGNER, Bubba	1956-58
WAGNER, Doyle	1958-60
WAGNER, Roy	1947
WAGNER, Ryan	2002-03
WAID, Billy	1993-94
WALLA, Rick	1971
WALKER, Lonnie	1987
WALKER, Mike	1984-86
WALKER, Wes	1983
WALLACE, Chris	2007-10
WALLACE, Roy	1947
WALLER, Cody	2005
WALTER, Ryan	1995
WALTON, Rolan	1948-51
WAMBACH, James	1990-91
WARE, Ryan	1996-97
WATKINS, Bucky	1960-62
WATSON, Randy	1979-80
WATSON, Reid	2009-10
WAYLOCK, Chris	2013
WAY, Blake	2019-20
WEAVER, Evan	1947
WEBER, Ben	1989-91
WEIGEL, Patrick	2015
WEISS, Eddie	1948
WEISS, Gary	1977-78
WELLBROCK, Chase	2011-14
WENMOTH, Tom	1964-65
WERTZ, Tom	2008-10
WEST, Jared	2013-14
WESTON, Matt	2006
WESTPHAL, Wayne	1966-68
WHALEN, Stephen	2005-06
WHATLEY, Keith	1999-02
WHEELER, Ralph	1974-77
WHITE, Danny	1995
WHITE, Taylor	2009-12
WHITTING, Todd	1992, 94-95
WIED, Nathan	1994
WIDERHOLD, Clay	1996
WILEY, Mo	2009-12
WILKEN, Kris	1998-00
WILLEFORD, Jerry	1976
WILLHELM, Don	1950
WILLIAMS, Wade	1992-93
WILLIAMS, John	1983
WILLIAMS, Kori	2005-06
WILLIAMS, Trey	1967-69
WILLIAMS, Woody	1987-88
WILLINGHAM, Daniel	1999-00
WILSON, James	1959-61
WILSON, Max	1958-60
WINFIELD, Floyd	1950-51
WINGATE, Allonte	2016
<b>WINTERS, Hayden</b>	<b>2021-Present</b>
WISNOSKI, Mark	1974-77
WISZ, Michael	2015
WOLOSON, Eric	1996
WONG, Connor	2015-17
WOODS, John	1949-50
WOODWARD, J.P.	1999-00
WORRELL, Bill	1964-66
WRIGHT, Chris	2005-09
WRIGHT, Gary	1983-84
WRIGHT, Jeff	1992-93

## - Y -

YOHO, Craig	2019-20
YOUNG, Anthony	1986-87

## - Z -

ZELL, Danny	2002-03
ZELLER, Ronnie	1963-65

## ASSISTANT COACHES

ALLEN, Sean	2002-07
ALTOBELLI, John	1987
ANDERSON, Frank	2013-17
ARGUELLO, Abe	1998, 2007
BARKER, Caleb	2017-19
BELL, Bobby	1983-84
BLOUNT, Kirk	1999-00, 2004-08
CAULEY, Pat	1995
COUCH, Trip	1990, 1995-00, 2011-17
CRESSEND, Jack	2011-12
DENNY, David	1987
DURHAM, Jim	1990
<b>ESPOSITO, Sammy</b>	<b>2020-</b>
EVANS, Greg	2016
FULTZ, Frank	1985-86
GARDNER, Mike	1992-94
GARZA, Jorge	2006-10
GASPARD, Mitch	1988
GHUTZMAN, Butch	1975-76
GREIN, Jared	2002-04
HUDDLESTON, Brian	1988
KAISER, Tommy	1975
KELSO, Rob	2001
MAXEY, Rommie	2005
MILAM, Brandon	1997
NOBLE, Rayner	1988-91
PARIS, David	1998
PENDERGRASS, Rusty	1989-91
PETERS, Tim	1995
PIERCE, David	2001-02
<b>ROONEY, Terry</b>	<b>2018-</b>
SCALISE, Anthony	2004
SHOTZBERGER, Ryan	2012-19
STOCKTON, Bragg	1981-83, 2002
STOCKTON, Russell	1992-94, 2009-10
STONE, Steve	1989
TAYLOR, Mike	2014-15
<b>THON, Joe</b>	<b>2020-</b>
TROUT, Steven	2011
VAN HOOK, Kyle	1984-85
WALTON, Rolan	1988-93
WHITTING, Todd	1996-03
WILLIAMS, Wade	1994
WRIGHT, Jeff	1994



ALL-TIME JERSEY NUMBERS

Notes

HC -- Head Coach; AOC -- Associate Coach; AC -- Assistant Coach; SAC -- Student Assistant Coach; VAC -- Volunteer Assistant Coach

- 0 -

Table with 2 columns: Name, Year. Includes Mike Little (1991), Shannon Reed (1988).

- 00 -

Table with 2 columns: Name, Year. Includes Mike Rhodes (1987), Dale Oliver (1984).

- 1 -

Table with 2 columns: Name, Year. Includes Andrew Papantonis (2020-Present), Rey Fuentes III (2017-19), Robert Grilli (2015-16), Landon Appling (2011-14), Tom Wertz (2008-10), Travis Cougot (2006), Travis Tully (2004), Hyung Cho (2002-03), Dominic Hernandez (1996), AC Russell Stockton (1992-94), Russell Stockton (1988-91), Steve Dolezel (1986-87), Mike Ingle (1984-85), Corky Swindell (1982-83), Rusty Snyder (1979, 81), Thad Altman (1976), Tommy Arnold (1975), Larry Aubin (1970), Don Hill (1968), Van Smith (1965-67), Mike Allen (1962-64), Virgil Fisher (1961), Joe Schiro (1958-59), Cecil Holder (1957), Billy Ledbetter (1956), Bobby Hollmann (1951), Shorty Lehnertz (1948).

- 2 -

Table with 2 columns: Name, Year. Includes Luke Almdendarez (2021-Present), Craig Yoho (2019-20), Jake Scheiner (2017), Michael Peyeatt (2012-16), Ryan Still (2010-11), Tony Montalbano (2009), Ryan Lormand (2007-08), Kori Williams (2005-06), Michael Bourn (2001-03), Justin Syfert (1998-99), Steve Solis (1996), Brad Gray (1995), Mark Giescke (1993-94), Todd Whitting (1992), AC Jim Durham (1991), Craig Shirley (1989), Greg McGill (1988), Omar Brewer (1987), Scott Sowers (1986), Dan Larson (1983-84), Brett Baker (1981-82), Mark Alexander (1980), Gary Weiss (1977), Trey Williams (1967-68), Jim Payne (1965-66), Cecil Holt (1964), Don Higgs (1963), Virgil Fisher (1962), Ross Hopkin (1961), Dick Johnston (1959), Al Hawthorne (1957), Jim Shindler (1956), Mike Jezierski (1951), Doug Salter (1948).

- 3 -

Table with 2 columns: Name, Year. Includes Skyler Trevino (2021-Present), Kobe Hyland (2019-20), Tucker Redden (2018), AC Frank Anderson (2013-17), Wes Theiss (2012), AC Trip Couch (2011), VAC Travis Tully (2009-10), Mgr. Nike Sheffer (2008), AC Sean Allen (2003-07), SAC Sean Allen (2002), Sean Allen (1998-01), AC Trip Couch (1995-97), Kyle Rigsby (1994), Paige Findley (1993), R.D. Long (1992), AC Trip Couch (1991), Pat Doyle (1989), AC Mitch Gaspard (1988).

Table with 2 columns: Name, Year. Includes Mitch Gaspard (1986-87), David Pierce (1985), Larry Brown (1984), Billy Hurry (1975), HC Rolan Walton (1979), Richard Schwartz (1968), Ricky Carlisle (1965-66), Bob Fouke (1963-64), Angelo Indelicato (1962), Eddie Gore (1961), Buddy Garidel (1958-59), Curley Johnson (1957), Jack Newsome (1956), Doug Osburn (1953), Rolan Walton (1951), Harry Traverso (1948).

- 4 -

Table with 2 columns: Name, Year. Includes Brandon Uhse (2021-Present), Blake Way (2019-20), Cooper Coldiron (2017-18), Zac Taylor (2015-16), Cole Coakley (2014), Cory Kay (2012), Joel Ansley (2010-11), Wes Musick (2006-09), Patrick Gaylord (2004), Hyung Cho (2001), Shane Nance (1997-00), Jeremy McCloughry (1994-95), Robert Goudeau (1990-93), Gareth Buresh (1989), Randy Lee (1988), Larry Coker (1984-87), AC Bobby Bell (1983), Chuck Shirley (1981), Jay Beard (1976), Mark Stevens (1975), Ronnie Hudson (1970), Ronnie Baker (1966-67), John Bumpus (1965), Jimmy McGee (1963-64), Bucky Watkins (1961), Paul Sweeten (1956-57), Jack Reed (1951, 53), Corky Burns (1948).

- 5 -

Table with 2 columns: Name, Year. Includes Brad Burckel (2019-Present), Connor Hollis (2016-18), Garrett Domingue (2014), Codey Morehouse (2011-12), Blake Kelso (2008-10), Brady Glos (2005-06), Kyle Rudy (2004), AC David Pierce (2002), AC Brandon Milam (1997), Brandon Milam (1995-96), SAC Joe Betters (1994), Joe Betters (1990-93), Randy Lee (1989), AC Brian Huddleston (1988), Brian Huddleston (1987), Pat Hewes (1985), David Pierce (1984), Steve Seberger (1982-83), Bob Heine (1980), Ike Haas (1976-77), Charles Garza (1975), Rick Schroeder (1973), Ronnie Gabler (1968), G.J. Cantu (1965-67), Bob Boeger (1963-64), Emile Garidel (1963), James Shirley (1962), Al Campo (1961), Ellery Riha (1958-59), Richard Arnold (1956-57), Felix Fraga (1951), Eddie Weiss (1948).

- 6 -

Table with 2 columns: Name, Year. Includes Rey Trevino (1994), AOC Rolan Walton (1989-93), Frank Isbell (1987), HC Rolan Walton (1985-86), Mike Holik (1984), Kelly Guthrie (1983), Mark Hall (1982), Irl Kincaid (1975), Tony Black (1974), Mike Clark (1970), Wayne Hill (1966-68), Ronnie Lohr (1964-65), Al Campo (1962), James Shirley (1961), Bob Davis (1959).

Table with 2 columns: Name, Year. Includes Billy Dube (1956-58), Joe Jones (1951), Rolan Walton (1948).

- 7 -

Table with 2 columns: Name, Year. Includes Rey Mendoza (2021-Present), Cam McMillan (2020), Landon Etzel (2017-19), Clay Casey (2016), Ian Rice (2015), Frankie Ratcliff (2013-14), Jesse Hoover (2012), Chase Dempsay (2011), AOC Russell Stockton (2009-10), Ricky Hargrove (2005-08), Stuart Musslewhite (2003-04), Keith Ahrens (2001), Rey Trevino (1995), SAC Wade Williams (1994), Wade Williams (1992-93), Ben Weber (1989-91), AC Rolan Walton (1988), John Fertitta (1987), Paul Elliott (1986), Mike Holik (1985), HC Rolan Walton (1981-84), Kevin Muno (1979), Ralph Wheeler (1975-76), John Post (1968), Larry Kubiak (1965-66), Bill Worrell (1964), Bunky Caldwell (1959, 61), Cecil Holder (1958), Don Price (1956-57), Carlton Hanta (1953), Herby Boon (1951), Denton Priest (1948).

- 8 -

Table with 2 columns: Name, Year. Includes Steven Rivas (2020-Present), Drew Minter (2018-19), Joey Pulido (2017), Josh Vidales (2013-16), Travis Jenkins (2011-12), Jimmy Raviele (2008-09), Dustin Kingsbury (2004-07), Sam Mitchell (2001-03), Kris Wilken (1998-00), Ryan Ware (1996-97), SAC Pat Cauley (1995), Pat Cauley (1993-94), Greg Campbell (1992), Fred Hinojosa (1988-90), Keith Graham (1987), Brian Huddleston (1986), Benny Mota (1984-85), Robby Byers (1983), Jim Tumlinson (1981-82), Randy Watson (1980), Randy Watson (1979), Mike Maddox (1975), Steve Spretz (1970), Max Thomas (1968), Arnold Dewey (1966), Joe Polasek (1965), Alex Ramirez (1965), George Berger (1962), Eddie Mitchamore (1961), Charlie Pieper (1957-59), Odie Lucker (1956), Frankie Peters (1953), Foy Boyd (1953), John Earl Boon (1951), Sidney Duran Jr. (1948).

- 9 -

Table with 2 columns: Name, Year. Includes HC Todd Whitting (2011-Present), Chase Dempsay (2008-10), Luis Flores (2006-07), Garrett Mock (2003-04), HC Rayner Noble (1995-99), Carlos Perez (1992-94), AC Rayner Noble (1988-91), Scott Sowers (1987), Mark Soma (1985-86), Phil Addison (1984), Rayner Noble (1980-83), Jim Barger (1970), Ike Lucas (1965-67), Ron Taylor (1964), Bill McMillan (1962), Jimmy Wilson (1961), Howard Ranft (1957-58), John Cundiff (1956), John Winters (1956), Gene Russell (1953), Lou Payton (1951), Tom Tyson (1948).

- 10 -

Table with 2 columns: Name, Year. Includes Evan Maldonado (2021-Present), Bryson Hill (2020), Connor Wong (2015-17), AC Ryan Shofzberger (2012-14), David Murphy (2011), Codey Morehouse (2009-10), Austin Goolsby (2007-08), Isa Garcia (2006), Gene Flores (2001-05), Aaron Melebeck (1999-00), Shaun Skrehot (1997-98), Chris Hill (1996), Carlos Perez (1995), Anthony Mohler (1994), Shawn Bartle (1992), Glen Kimble (1991), Keith Darter (1989-90), Henry DeLeon (1988), Dennis Mendoza (1987), Jody Supak (1986), Mike Boaz (1983-84), Todd Ostrominski (1982), Terry Byrum (1980), Greg Kirby (1976), Chico Silman (1967), Jim Borski (1964-66), Al Campo (1963), Eddie Gore (1962), Jimmy McGee (1962), Freddie Green (1959, 61), Dickie Thompson (1956-58), Floyd Winfield (1951), Fred Kennedy (1948).

- 11 -

Table with 2 columns: Name, Year. Includes AC Terry Rooney (2018-Present), AC Trip Couch (2012-17), Dakota Dill (2010-11), Chris Wright (2005-09), SAC Anthony Scalise (2004), Anthony Scalise (2002), AC Trip Couch (1998-00), Scott McLeod (1996-97), Tom Maleski (1994-95), Jeff Lackie (1993), Neil Atkinson (1991-92), Craig Leverette (1989-90), Jody Supak (1986-87), Joe Simms (1985), Todd Ostrominski (1984), Bob Christensen (1983), Mark Lavespere (1982), Tom Lukish (1979-80), Doug Phillips (1975-76), Larry Martin (1970), Larry Strelau (1966-68), Ken Bautch (1965), Steve Free (1964), James Shirley (1963), Bob Peters (1962), Bob Brezina (1961), Bubba Wagner (1958-59), Billy Martin (1957), Don Bidwell (1956), Claude Arrington (1953), Roy Wallace (1948).

- 12 -

Table with 2 columns: Name, Year. Includes Ian McMillan (2018-Present), David Kanada (2017), Jose Heyes (2016), Jared Robinson (2014-15), Ryan Bonnot (2012-13), Ryan Eastman (2011), Jake Stewart (2004-08), Gabe Lucas (2001-03), Brandon Caraway (1998-00), Goefrey Tomlinson (1995-97), Brian Hamilton (1993-94), Jason Hart (1991-92), A.J. Bass (1989-90), Eric Rasberry (1988), Woody Williams (1987), AC Frank Fultz (1985-86), Mark Massey (1983-84), Guy Garibay (1982), Tom Penney (1979-80), Kenny Humphreys (1976), Mike Bollman (1975), Steve Berghaier (1970), Art Toombs (1967), Presley Cooper (1965-66), Bob Blackledge (1964), Clifton Jubela (1963), Bucky Watkins (1962), Larry Evans (1957-59).



Mitch Vucelich	1956
John Dean	1953
Bobby Vickers	1951
Glenn Bond	1948

- 13 -

<b>Tyler Bielamowicz</b>	<b>2017-Present</b>
Andrew Lantrip	2014-16
Jake Runte	2009-12
Jimmy Cesario	2007-08
Stephen Whalen	2005-06
Brett Cooley	2002-04
<b>AC David Pierce</b>	2001
Jerret Sykes	1997-00
Art Dillahay	1996
Michael Murphy	1994
Jamie Surratt	1992
Fred Lopez	1991
Bryan Currier	1989-90
Mark Hooker	1988
Damon Baldwin	1985
Charlie Nuzzo	1981-83
Mark Schubert	1980
John Kossick	1979
James Ingram	1975-76
Jim Ripple	1970
Phil Rose	1967-69
Roy Benignus	1966
Scott Templeton	1965
Ronnie Zeller	1953
David Gregg	1951
Don Wilhelm	1948

- 14 -

<b>AC Sammy Esposito</b>	<b>2020-Present</b>
Ron Brown	2018-19
Jordan Monacy	2017
Marshall Kasowski	2015-16
Matt Locus	2014
Daniel Poncedeleon	2013
<b>AC Jack Cressend</b>	2011-12
William Kankel	2009-10
Bryan Pounds	2005-08
Cole Bruce	2002-04
Ryan Elizondo	1994
Brian Blair	1991-93
Rusty Smajstrla	1989
Iony Trent	1988
<b>AC John Altobelli</b>	1987
Pat Hewes	1986
John Altobelli	1984-85
Jace Horning	1983
Bobby Bell	1980-81
Kevin Rupp	1976
Steve Keeves	1975
Jim Ripple	1969
Wayne Westphal	1966-68
John Tracy	1965
Bill McMillan	1963
Bob Peters	1959, 61
Jimmy Bethea	1956-58
Billy Savarino	1953
Wesley Hughes	1951
Earl Hensley Jr.	1948

- 15 -

<b>Tristen Bayless</b>	<b>2019-Present</b>
Trey Cumble	2017-18
Chris Reed	2015-16
Chase Wellbrock	2011-14
Zak Presley	2007-10
Matt Farrington	2003-06
Julio Alvarez	2001
Alex Jackson	1997-00
Robert Hicks	1995
Chad Holland	1993-94
Derek Laws	1992
<b>AC Steve Stone</b>	1989
Mickey House	1988
John Fertitta	1986
Mark Grimes	1984-85
Rob Riley	1981-82
Jimmie Cherry	1976, 79
Mike Gardner	1975
Marty McVey	1968
Bo Burris	1967
Ronnie Lohr	1966
Jack Skog	1965
Buzzy Foster	1963-64
Cliff Jubela	1962
Gary Nelson	1958-59
Webb Bishop	1957
Earl Winters	1956
Allen Shipley	1953
Jim Moore	1951
Les Ammons	1948

Steve Ousley	1991
Wade Armistead	1990
Al Benavides	1989
David Vasquez	1988
Roland Gonzales	1985
<b>AC Bobby Bell</b>	1984
Doug Drabek	1981-83
Rob Van Tungeln	1980
Mark David	1977
Jimmie Cherry	1975
Carroll Moore	1967
Elliott McVey	1965-66
<b>HC Lovette Hill</b>	1951, 56-63
Bill Lutz	1948

- 17 -

<b>Carter Henry</b>	<b>2017-Present</b>
Jordan Stading	2016
Austin Moore	2015
Daniel Smith	2013-14
Chase Jensen	2011-12
Reed Watson	2009-10
Felix Fanaselle	2007-08
Mark McGonigle	2005-06
Matt Varner	2004
Ryan Wagner	2003
Keith Whatley	1999-02
Dustin Carr	1994-97
Glen Kimble	1992-93
Al Benavides	1990-91
Bobby Stone	1988
Fred Hinojosa	1987
Allen Wendler	1986
Mike Bischof	1985
Greg Brnkman	1983, 87
Brent Bentley	1979-82
Rick Schroeder	1976
Kevin Rupp	1975
Bubba Hill	1967-69
Ronnie Newhouse	1966
Robert French	1965
Danny Kraus	1963-64
Emile Garidel	1962
Ernest Cotton	1961
Fred Morgan	1958-59
Dan Dotson	1956
Billy Joe Hanagan	1948

- 18 -

<b>Isaiah Blaylock</b>	<b>2020-Present</b>
Grayson Padgett	2016-19
Patrick Weigel	2015
Casey Grayson	2014
Keith Brenner	2012-13
Taylor Hammack	2008-11
Brad Lincoln	2004-06
Adam Bluhm	2003
Chris Snyder	2000-02
Erick Burke	1998-99
Joaquin Martinez	1996
Chris Scott	1993-95
Brian Shaver	1991
Thomas Harrison	1989-90
Woody Williams	1988
Billy Drapela	1987
Mike Musolino	1986
<b>AC Kyle Van Hook</b>	1984-85
Mark Dickman	1981-83
Charles Garza	1976
John Kopycinski	1975
<b>AC Rolan Walton</b>	1974
Steve Brewer	1970
Jay Lee	1968
Ron Stasny	1967
Bill Worrell	1966
George Berger	1964
Joe Lopasky	1963
Tommy Thomson	1961
Max Wilson	1958-59
Don Flynn	1956-57
Bobby Clatterbuck	1953
Tiny Ellis	1948

- 19 -

<b>Will Pendergrass</b>	<b>2021-Present</b>
Brett Cain	2020
Jared Triolo	2018-19
Jared Pettitte	2017
Caleb Morris	2016
Taylor Cobb	2015
Ryan Vrugink	2012-14
Luke Moran	2011
Barry Laird	2008-10
Dereck Cloeren	2007-08
Keith Colquitt	2006
Taylor Gartz	2002-04
Cooper Vittitow	2001

Eric Lee	1997-00
Jim Rogers	1996
Daryl Renfrow	1995
Ramy Ibrahim	1994
Brett Jones	1993
Kirk Taylor	1992
Andy Thompson	1991
Brian Filosa	1990
Mike Pulido	1987-89
Stuart Stauffacher	1984-85
Jeff Harrod	1982
Mark Brogdon	1981
Kevin Muno	1980
Jeff Simons	1976
Rick Mahoney	1975
James Topping	1968
Rick Brewer	1966-67
Tom Wenmoth	1964-65
Barry Marett	1963
Emile Garidel	1963
Pete Stonestreet	1961-62
Bill Pruett	1962
Ted Langlie	1959
Rayford Hamil	1956-58

- 20 -

<b>Josh Brown</b>	<b>2021-Present</b>
Clay Aguilar	2018-20
Justin Montemayor	2013-16
Jordan Mannisto	2011-12
Chris Wallace	2007-10
Tom Williams	2006
Austin Sumerlin	2004-05
Brad Sullivan	2001-03
Kyle Crowell	1998-00
John Box	1995-96
Mike Hatch	1993-94
Greyson Liles	1992
Scott Sheldon	1990-91
Mike Rhodes	1988
<b>AC David Denny</b>	1987
Paul Kuzniar	1986
Guy Garibay	1984-85
Kyle Channing	1982
Brad New	1981
<b>SAC Joe Billingsley</b>	1979
Joe Billingsley	1975-77
Joe Camarillo	1970
Larry Satcher	1966-68
Bill Worrell	1965
Bill Pruett	1963-64
Ken Lile	1953

- 21 -

<b>Jaycob Deese</b>	<b>2021-Present</b>
Jared Pettitte	2018-20
Seth Romero	2016-17
Aaron Garza	2012-15
Iy Stuckey	2008-2011
Aaron Brown	2005-07
Brad Cherry	2004
<b>AC Todd Whitting</b>	1996-03
Todd Whitting	1994-95
Scott Kohler	1991-93
Bret Bartley	1989-90
Lonnie Walker	1987
Robert Garcia	1985
Riley Epps	1983-84
Jeff Jacobson	1981-82
Fred Coy	1975
Tom Duschinski	1974
Tom Ball	1970
Jim Sparkman	1967
Everett Baker	1964-66
Barney Francescon	1963

- 22 -

Brandon Caraway	1997
Karl Ryden	1996
Brent Bice	1995
Matt Beech	1993-94
Jeff Wright	1992
Bobby Stone	1990-91
David Humphreys	1989
Matt Bradley	1988
Mike South	1987
Mike Walker	1984-86
Broc Higgins	1981-83
Bobby Brown	1980
Donnie Randell	1979
Randy Abendroth	1977
Jerry Willeford	1976
Kenny Humphreys	1975
Johnny Hatcher	1970
Tom Paciorek	1966-68
Conrad Nossell	1964
Tom Thomson	1963
Bobby Vickers	1953

- 23 -

<b>Ryne Edmondson</b>	<b>2021-Present</b>
<b>VAC Joe Thon</b>	<b>2020-Present</b>
Fred Villarreal	2017-19
Gino Marucci	2016
Ashford Fulmer	2012-15
<b>VAC Steven Trout</b>	2011
<b>AC Jorge Garza</b>	2006-10
Travis Tully	2005
Patrick Breen	2004
Travis Tully	2003
Josh Snook	2001
Bo Hernandez	1994-96
David Galvin	1993
Steve Velasquez	1991-92
Ricky Torres	1987-88, 90
Damon Baldwin	1986
Wes Walker	1983
Dale Oliver	1980-82
Bobby Hollas	1976-77, 79
John Kopycinski	1974
Mike Gilbert	1968, 70
Ken Hebert	1966-67
Wayne Harding	1965
Arthur Pettit	1963

- 24 -

<b>Ben Sears</b>	<b>2021-Present</b>
Lael Lockhart Jr.	2018-20
<b>VAC Corey Julks</b>	2015-17
<b>VAC Mike Taylor</b>	2014
Dustin Fuerst	2012
Kyle Bacak	2011
Matt Murphy	2008-10
Shea Hancock	2004-07
Greg Buchanan	2003
Nathan Mitchell	1999-02
<b>AC David Paris</b>	1998
Jason Smiga	1995
Stefen Breeding	1994
Jason McDonald	1993
<b>AC Rusty Pendergrass</b>	1989-91
HC Lovette Hill	1968

- 25 -

<b>Hayden Winters</b>	<b>2021-Present</b>
Luke Almendarez	2020
Wendell Champion II	2016-19
Chris Inari	2015
Kirby Peek	2014
Taylor White	2009-12
<b>AC Kirk Blount</b>	2005-08
Thanos Papavasiliou	2001-04
Duncan McAdoo	1997-00
J.J. Matzke	1993-94
John Creech	1990-92
Scott Sheldon	1988-89
Tony Garceau	1987
Paul Juzniar	1986
Darrin Bartel	1984
Billy Savarino	1983
Wesley Gregersen	1981-82
<b>AC Butch Ghutzman</b>	1979
Elroy Orthold	1970

- 26 -

<b>MacGregor Hines</b>	<b>2021-Present</b>
<b>VAC Caleb Barker</b>	2017-19
Tanner Lawson	2016
Jake Lemoine	2013-15
Jordan Lewis	2011-12
David Murphy	2008-10
Jimmy Raviele	2006-07
Kevin Roberts	2003-05
Tyson Schweitzer	2000
J.P. Woodward	1999
Jon McDonald	1995-98
Mark Wingo	1994
Kirk Taylor	1993
Justin Dorsey	1992
Pete Magre	1990-91
Ross Goolsby	1988-89
Steve McCaslin	1987
Mike Basso	1984-86
Kevin Hill	1981
Jay Beard	1979
Mark Wisnoski	1976
Kim Graham	1975
James Gilbert	1970
Art Iombs	1968

- 27 -

<b>Leyton Pinckney</b>	<b>2021-Present</b>
Rey Mendoza	2020
Ryan Randel	2019
Charlie Bartlett	2017-18
Derek Dickerson	2015-16
Caleb Barker	2013-14



Table with 2 columns: Name, Year. Includes Kendall Stacks (2012), Travis Trial (2010-11), Joey Cesario (2009), Brett Logan (2003-06), Jesse Crain (2002), AC Kirk Blount (1999-00), Kevin Boyd (1994-95), Jeremy Iyson (1993), Philip Schulze (1992), Ricky Freeman (1991), Neil Atkinson (1990), Kenny Cavanaugh (1989), Scott Johnson (1988), Derek Keathley (1986-87), Mike Kuchta (1985), Kenny Freese (1982), Jeff Copeland (1979), Bill Nelson (1976), Bob Long (1968).

- 28 -

Table with 2 columns: Name, Year. Includes Ryne Huggins (2021-Present), Brayson Hurdsman (2017-20), Bubba Maxwell (2014-16), Matt Hernandez (2012-13), Caleb Ramsey (2008-11), SAC Nick Bott (2005), Nick Bott (2003-04), Dan O'Donnell (2000), Mike Medrano (1996-99), Chris Almandarez (1995), Jason Dixon (1994), Greg Lewis (1993), Rusty Smajstrla (1990-92), Alex Miller (1988), Kyle Schultz (1987), Jeff Banister (1986), Steve Decker (1985), Chad Patterson (1984), Jose Rodiles (1981), David Mimielly (1979-80), David Husmann (1975-76), Tom Duschinski (1973), Bob Fouke (1965).

- 29 -

Table with 2 columns: Name, Year. Includes Samuel Tormos (2021-Present), Nick Rupp (2020), John Grimsley (2017), Tyler Ford (2013-14), Zack Gibson (2012), Matt Taylor (2008-09), Clayton Boone (2006), Rickey Putman (2003-04), Daron Bertillion (2001-02), Jason Kirchner (1999-00), Randall Collum (1998), Morgan Stephens (1995-97), Nathan Wied (1994), Rich Paschal (1993), Jason Wynne (1992), Darin Foust (1990-91), Mark Cerny (1988-89), Matt Bradley (1987), Steve Cummings (1985-86), Aty Garcia (1983), David Kmiecik (1982), John Shannon (1979-80), Steve Phillips (1976).

- 30 -

Table with 2 columns: Name, Year. Includes Colby Casey (2021-Present), Tanner Green (2019-20), George Pappas (2015-16), Aaron Stewart (2012-14), Austin Gracey (2010-11), Bryan Tully (2005-08), AC Bragg Stockton (2002), Matt Ferrell (1996-97), Jason Farrow (1995), HC Bragg Stockton (1987-94), Marc Bartolotta (1986), AC Bragg Stockton (1981-83), Mark Krampitz (1979-80), Donny Lopez (1977), Mike Higgins (1975-76), Larry Taylor (1970).

- 31 -

Table with 2 columns: Name, Year. Includes Dylan Post (2020-Present), Devon Roedahl (2019), Ryan Randel (2018), Jacob Campbell (2013-16), Jared Ray (2008-12), Matt Weston (2006), AC Rommie Maxey (2005), Brian Henderson (2002-03), Nick Torina (1998-01).

Table with 2 columns: Name, Year. Includes Robb Kirkland (1996-97), Ryan Walter (1995), Phil Lewis (1990-93), Louis Francescon (1989), Kyle Atkinson (1987-88), David Kmiecik (1984), Rick Mahoney (1974), Jim Sparkman (1968).

- 32 -

Table with 2 columns: Name, Year. Includes Johnathon Thomas (2019-Present), Brett Harris (2017), Jared West (2013-14), Chris Morales (2012), Dustin Fuerst (2011), Alberto Lopez (2008), Brian Martin (2003-04), Austin Faught (2001-02), Robert Dieudonne (1997-00), Chad Poeck (1995), Billy Waid (1993), Jeff Haas (1992), Daniel Bates (1991), David Humphreys (1990), Ben Pardo (1988-89), Anthony Young (1986), David Kmiecik (1985), Randy Turner (1983), Jeff Achilles (1981-82), Alec McCulloch (1979), Ron Stasny (1968).

- 33 -

Table with 2 columns: Name, Year. Includes Patrick Dunn (2021-Present), Cole Ferguson (2020), Kyle Dowdy (2014-15), Mo Wiley (2009-12), Josh Stirmeman (2006-07), Justin Vackavik (2003-05), Matt Hooper (1999-02), Scottie Scott (1997-98), AC Tim Peters (1995), Ricky Freeman (1992-94), James Wambach (1990-91), Brett Simpson (1987-89), Gary Wright (1983-84), Mike Bresin (1980-82), Alvin Ruben (1979).

- 34 -

Table with 2 columns: Name, Year. Includes Kyle Lovelace (2018-Present), Nathan Jackson (2016), Kyle Survance (2013-15), Kevin Peters (2010), John Touchton (2007-09), Brian Temko (2005), Stuart Musslewhite (2002), Danny White (1995), Bryan Boyles (1993-94), Chris Iremie (1989-92), Lane Mallett (1988), Pete Valenzuela (1986-87), Trey South (1984), Stuart Stauffacher (1983), Mike Minturn (1982).

- 35 -

Table with 2 columns: Name, Year. Includes Sean Bretz (2019-Present), Kyle Ott (2018), Jared Triolo (2017), Jon Iauzin (2016), Jordan Stading (2014-15), Logan Piper (2012-13), David McClain (2008-09), Travis Mays (2003-04), Brad Dornak (1994-95), Brien Strelau (1992), David Hiers (1989, 1991), Pete Padia (1990), Anthony Young (1987), Ed Clark (1984-85), Scott Huntsman (1981).

- 36 -

Table with 2 columns: Name, Year. Includes Cameron Prayer (2021-Present), Jordan Gochenour (2019), Dylan Lester (2017-18), Nick Hernandez (2016), Austin Pruitt (2012-13), Tyler Magliolo (2011), James Conlee (2010), Carlos Reyes (2008-09), Sean McLemore (2005-07), Abe Arguello (1997), Clay Wiederhold (1996), David Hamilton (1994-95), Bobby O'Brien (1993), Derrick Dietrich (1990-92).

Table with 2 columns: Name, Year. Includes Trey South (1983), Ricky Nixon (1980).

- 37 -

Table with 2 columns: Name, Year. Includes Blake Schultz (2021-Present), Hunter Mayo (2019), Lael Lockhart Jr. (2017), Jud Kinzy (2016), Colin Butkiewicz (2015), Brady Latimer (2013), John Cannon (2009-12), Josh Aranda (2006), SAC Jared Grein (2003-04), Jared Grein (2001), Greg Runser (1998, 2000), Scott Keithley (1996-97), Brad Towns (1995), Shane Buteaux (1993-94), AC Mike Gardner (1992), Vaughn Eshelman (1990-91).

- 38 -

Table with 2 columns: Name, Year. Includes Andy Belcik (2021-Present), Reed Osborn (2020), Nick Slaughter (2017-18), David Longville (2014-15), Dylan Rucker (2013), Keegan Sanford (2012), M.P. Cokinis (2010-11), Barrett Bruce (2008), Jeremy Aranda (2006), Brian Henderson (2001), AC Mike Gardner (1993-94).

- 39 -

Table with 2 columns: Name, Year. Includes Adam Becker (2021-Present), Spencer Hynes (2019-20), Tanner Shiflett (2010), AC Kirk Blount (1999), Jason Schreiber (1996-97), Kirk Blount (1995), Ryan Walter (1994), Andy Thompson (1992).

- 40 -

Table with 2 columns: Name, Year. Includes Ryan Hernandez (2020-Present), Nolan Bond (2016-19), Gino Marucci (2014-15), Jonathan Davis (2011-13), Alex Anastas (2010), Ryan Wagner (2002), Michael Reiss (2001), Jeremy Swindell (1997-98), Eric Woloson (1996), Brant Romero (1995), Chris Aguilar (1994), Jason Fojt (1993), Kenny Mayberry (1989).

- 41 -

Table with 2 columns: Name, Year. Includes Derrick Cherry (2019-Present), Joey Pulido (2018), Seth Romero (2015), Nathan Jackson (2014), AC Kirk Blount (2004), Danny Zell (2002-03), Steven Reiss (2001), Jason Pekar (1998-00), Tommy Marik (1996-97), Josh Stewart (1994).

- 42 -

Table with 2 columns: Name, Year. Includes Derek Ablen (2021-Present), Dax Dathe (2020), Griffin Hattingh (2018), John King (2016-17), Jacob Lueneburg (2012-14), Eric Brooks (2010-11), Frank Corolla (2009), Barry Laird (2006-08), Matt Saucedo (2005), Clint Decuir (2003), Bruce Rios (1996-99), Billy Waid (1994).

- 43 -

Table with 2 columns: Name, Year. Includes Matt Lazzaro (2021-Present), Randal Garza (2020), Hunter Edwards (2017-18), Braeden Holub (2015), Taylor Cobb (2014), Casey Grayson (2012-13), Matt Creel (2010-11), Bryan Moore (1998-99), Danny Crawford (1996), Daryl Renfrow (1994).

- 44 -

Table with 2 columns: Name, Year. Includes Cole Turney (2021-Present), Joe Davis (2016-19), Connor Hollis (2014-15), Price Jacobs (2012-13), Erik Pesek (2010), Donnie Joseph (2007-09), Cody Waller (2005), Brad Depoy (2004), Chris Klosterman (2001), J.P. Woodward (2000), Iyson Schweitzer (1999), Mark Manbeck (1996-97), SAC Jeff Wright (1994), Jeff Wright (1993).

- 45 -

Table with 2 columns: Name, Year. Includes Robert Gasser (2020-Present), Brett Esau (2019), Mitch Ullom (2016-17), Michael Goodnight (2009-10), AC Abe Arguello (2008), Rob Johnson (2004), Bryan Harris (2000-03), Jayme Sperring (1998-99), Mark Barham (1994).

- 46 -

Table with 2 columns: Name, Year. Includes Layne Looney (2020-Present), Cole McMillan (2019), Jeff Schneider (1994).

- 47 -

Table with 2 columns: Name, Year. Includes Maddux Miller (2021-Present), Iy Abraham (2019), Aaron Fletcher (2015-18), Chris Haggard (1994).

- 48 -

Table with 2 columns: Name, Year. Includes Samuel Benjamin (2021-Present), Chris Joseph (2005-07), Brandon Roznovsky (2004), Jarrod Bitter (1998-00), Jeff Hampton (1996-97).

- 49 -

Table with 2 columns: Name, Year. Includes Dravin Barber (2021-Present).

- 50 -

Table with 2 columns: Name, Year. Includes Brad Towns (1994).

- 54 -


Table with 2 columns: Name, Year. Includes John Alvey (2021-Present).

- 85 -

Table with 2 columns: Name, Year. Includes HC Rayner Noble (2000-10).



RETIRED JERSEYS



**DOUG DRABEK**

Pitcher • 1981-83  
Victoria, Texas

Retired Nov. 4, 1996  
Hall of Honor • 2000

- Finished as the school career record holder in wins (27) and single-season victories (12).
- Continues to rank among the Cougars' single-season leaders in wins, consecutive shutout innings and shutouts.
- Is one of only seven Cougar pitchers to throw a no-hitter, accomplishing the feat at Louisiana-Lafayette on March 6, 1983.
- Was the first UH pitcher and is one of only two Cougar hurlers to toss a no-hitter on the road.
- Became the first Cougar baseball player to have his jersey number retired.
- Was honored by the University with its Distinguished Alumni Award in 1996.
- Was officially inducted into the UH Athletics Hall of Honor in the fall of 2000.
- Played 13 years at the Major League level for the New York Yankees, Pittsburgh Pirates, Houston Astros, Chicago White Sox and Baltimore Orioles.
- Received the 1990 Cy Young Award as the finest pitcher in the National League.
- Named to the 1994 National League All-Star Team.
- Won more than 145 games as a Major League pitcher.
- Helped lead the Pittsburgh Pirates to three consecutive appearances in the National League Championship Series from 1990-92.

**DRABEK'S CAREER STATISTICS**

Year	G-GS	W-L	ERA	K	IP
1981	16-12	5-3	3.26	33	77.1
1982	24-14	10-5	3.80	59	97.0
1983	16-15	12-3	3.43	67	94.1
<b>Totals</b>	<b>56-41</b>	<b>27-11</b>	<b>3.52</b>	<b>159</b>	<b>268.2</b>

#16



**TOM PACIOREK**

Outfield • 1966-68  
Detroit, Mich.


Retired Nov. 17, 1997  
Hall of Honor • 1978

- Considered one of the best all-around athletes in UH history.
- An outfielder who became the first First-Team All-American in school history.
- Led the baseball team to the championship game of the 1967 College World Series by hitting .435 with 10 home runs in 32 games played.
- One of only three Cougars to be named to the NCAA College World Series All-Tournament Team.
- More than 50 years after his final game as a Cougar, his single-season batting average of .435 in 1967 remains the best in school history.
- Finished his collegiate career with seven single-season school records and 10 career marks.
- Was selected in the professional drafts of both baseball by the Los Angeles Dodgers and football by the Miami Dolphins in 1968.
- Honored in 1981 as a Major League All-Star.
- Played at the Major League level with the Los Angeles Dodgers, Atlanta Braves, Seattle Mariners, Chicago White Sox, New York Mets and Texas Rangers.
- Following his Major League playing days, worked as a color analyst with the Chicago White Sox, Seattle Mariners and Atlanta Braves.

**PACIOREK'S CAREER STATISTICS**

Year	G	AVG	AB	R	H	HR	RBI
1966	30	.311	106	27	33	4	21
1967	32	.435	131	30	57	10	29
1968	32	.364	110	30	40	6	20
<b>Totals</b>	<b>94</b>	<b>.375</b>	<b>347</b>	<b>87</b>	<b>130</b>	<b>20</b>	<b>70</b>

#22



**ROLAN WALTON**

Shortstop • 1948-51  
Head Coach • 1975-86  
Houston, Texas

Retired Nov. 9, 1998  
Hall of Honor • 2006

- Synonymous with winning baseball at the University of Houston.
- Was a 1952 UH graduate.
- Was the baseball team's first Most Valuable Player honoree in 1951.
- Batted .300 or better in each of his three seasons at shortstop while helping lead the Cougars to two league championships.
- Played professional baseball in the Boston Red Sox organization.
- Returned to his alma mater as the head baseball coach in 1975.
- In 12 years of head coaching Walton's teams compiled 378 wins.
- Was twice named the SWC Coach of the Year and two teams were ranked No. 2 in the nation.

**WALTON'S CAREER PLAYING STATISTICS**

Year	G	AVG	AB	R	H	HR	RBI
1947	8	.333	24	4	8	---	---
1948	15	.354	48	10	17	---	---
1949	Did not play						
1950	16	.288	52	9	15	---	---
1951	22	.333	87	0	29	---	---
<b>Totals</b>	<b>61</b>	<b>.327</b>	<b>211</b>	<b>37</b>	<b>69</b>	<b>---</b>	<b>---</b>

**WALTON'S CAREER COACHING STATISTICS**

Year	Overall		Conference	
	Record	Pct.	Record	Pct.
1975	18-25	.419	8-16	.333
1976	31-15	.674	16-8	.667
1977	27-17-1	.611	11-12-1	.479
1978	30-21	.588	14-10	.583
1979	27-17	.614	11-13	.458
1980	17-28-1	.380	6-17-1	.271
1981	32-20-1	.613	11-9-1	.548
1982	42-14-2	.741	13-6	.684
1983	43-15	.741	13-8	.619
1984	32-23	.582	6-15	.286
1985	44-17	.721	12-9	.571
1986	35-23	.603	8-13	.381
<b>Totals</b>	<b>378-235-5</b>	<b>.616</b>	<b>129-136-3</b>	<b>.487</b>

#6



# 1953

### PLAYERS

3	Doug Osburn	INF	So.	Houston, Texas
4	Jackie Reed	INF	Sr.	Houston, Texas
7	Carlton Hanta	INF	Jr.	Honolulu, Hawai'i
8	Foy Boyd	OF	Jr.	El Paso, Texas
8	Frankie Peters	C	So.	Houston, Texas
9	Gene Russell	OF	Sr.	Houston, Texas
11	Claude Arrington	C	Jr.	Freeport, Texas
12	John Dean	OF	So.	Dallas, Texas
13	Ronnie Zeller	P	So.	Galveston, Texas
14	Billy Savarino	INF	So.	Houston, Texas
15	Allen Shipley	OF	So.	Houston, Texas
18	Bobby Clatterbuck	P	Jr.	San Angelo, Texas
20	Ken Lile	P	So.	Houston, Texas
22	Bobby Vickers	P	Sr.	Houston, Texas

### HEAD COACH

Lovette Hill

### RESULTS

vs. Baylor	L 3-4	vs. Oklahoma St.*	L 4-6
vs. Baylor	L 6-11	vs. Oklahoma St.*	W 3-2
vs. Sam Houston St.	L 2-4	vs. Texas A&M	W 3-2
vs. Lamar	W 12-2	vs. Detroit*	W 6-3
vs. Texas A&M	L 3-5	vs. Detroit*	W 10-2
vs. Minnesota	L 2-6	vs. Oklahoma%	L 4-7
vs. Minnesota	L 4-5	vs. Oklahoma%	W 8-7
vs. UL Lafayette	W 5-4	vs. Oklahoma%	W 5-3
vs. UL Lafayette	W 13-6	vs. Boston College#	L 1-4
vs. UL Lafayette	W 7-4	vs. Stanford	L 6-7
vs. Wichita State*	W 10-3		
vs. Wichita State*	W 9-4	% – NCAA District 5 Playoffs	
vs. Lamar	W 6-4	(Houston, Texas)	
vs. Sam Houston St.	W 10-7	# – NCAA College World	
vs. Tulsa*	L 6-8	Series (Omaha, Neb.)	
vs. Tulsa*	W 18-14		



Front Row: Carlton Hanta, Jackie Reed, Doug Osburn, Ronnie Zeller, Gene Russell and Head Coach Lovette Hill. Middle Row: Claude Arrington, Bobby Vickers, Allen Shipley, Mike Jezierski and John Dean. Back Row: Ken Lilie, Bobby Clatterbuck, Foy Boyd and Billy Savarino

### Season Summary

Only seven years after the Cougar Baseball program was first established, UH made its impact felt in the college baseball world by advancing to the NCAA College World Series in Omaha, Neb.

However, it did not look good for the Cougars at the start of the season. UH dropped six of its first seven games. Fortunately, the team rebounded nicely to win 12 of its last 14 regular-season games, including seven straight during one stretch.

But even after their winning ways, it took a flip of a coin for UH to advance to the Missouri Valley Conference playoffs. Rainouts had caused cancelations of doubleheaders against Oklahoma A&M and Tulsa with all three teams in a tie for the MVC Western Division lead.

Since it was too late to hold a three-team playoff to see who would meet Detroit -- the MVC Eastern Division winner -- representatives from the three schools met at the conference office in St. Louis. On the first coin flip, Tulsa was eliminated. On the next flip, UH's representative called tails, and tails it was.

The Cougars would win two straight games against Detroit and advance to the district playoffs.

In the NCAA District 5 Playoffs, the Cougars appeared to be doomed again after falling 7-4 in the first game against Oklahoma. But again, the comeback Cougars rallied to win the last two games, 8-7 and 5-3, to advance to college baseball's promised land.

At Rosenblatt Stadium, the Cougars fell to Boston College (4-1) and Stanford (7-6) to cap their season. However, that squad laid a solid foundation on which future UH teams would build NCAA postseason excellence.

### Team Leaders

- SS **Carlton Hanta** – .362 (30-for-83)
- INF **Jack Reed** – .305 (29-for-95)
- 3B **Doug Osburn** – .303 (30-for-99)
- LF **Allen Shipley** – .302 (29-for-96)
- OF **Gene Russell** – .295 (18-for-61)

### Notes

- Shortstop **Carlton Hanta** became the first player in UH history to be honored as an All-America, garnering Third Team honors.

## COLLEGE WORLD SERIES TEAM

1967

## PLAYERS

1	Van Smith	P	Sr.	Calesburg, Ill.
2	Trey Williams	UTIL	So.	Houston, Texas
4	Ronnie Baker	2B	Jr.	Amarillo, Texas
5	G.J. Cantu	3B	Sr.	Houston, Texas
6	Wayne Hill	P/3B	Jr.	Houston, Texas
9	Ike Lucas	OF	Sr.	Houston, Texas
10	Chico Silman	C	So.	Houston, Texas
11	Larry Strelau	C	Jr.	Houston, Texas
12	Art Toombs	SS	So.	Houston, Texas
13	Phil Rose	C/OF	So.	Houston, Texas
14	Wayne Westphal	UTIL	Jr.	Houston, Texas
15	Bo Burris	OF	Sr.	Lake Jackson, Texas
16	Carroll Moore	P	Sr.	Tahlequah, Okla.
17	Bubba Hill	P	So.	Houston, Texas
18	Ron Stasny	P	So.	Houston, Texas
19	Rick Brewer	P	Sr.	Pasadena, Texas
20	Larry Satcher	1B/P	Jr.	San Antonio, Texas
21	Jim Sparkman	P	So.	El Campo, Texas
22	Tom Paciorek	OF	Jr.	Detroit, Mich.
23	Ken Hebert	1B	Jr.	Pampa, Texas

## HEAD COACH

Lovette Hill

## RESULTS

vs. Nicholls State	W	5-2	vs. Sam Houston St.	L	0-3
vs. Nicholls State	L	2-6	vs. Texas Lutheran	W	3-1
vs. St. Mary's	W	9-7	vs. Houston Baptist	W	6-3
vs. Lamar	W	10-4	vs. Houston Baptist	W	5-0
vs. Lamar	W	12-2	vs. Sam Houston St.	W	1-0
at Baylor	W	4-2	vs. Texas%	W	11-8
at Baylor	L	7-8	vs. Texas%	L	1-5
OKLAHOMA ST.	W	5-4	vs. Texas%	W	4-3
OKLAHOMA ST.	L	5-6	vs. Stanford&	L	1-12
NEBRASKA	L	2-16	vs. Ohio State	W	7-6
NEBRASKA	W	6-3	vs. Boston College	W	3-2
OKLAHOMA ST.	W	4-1	vs. Arizona State	W	3-0
NEBRASKA	W	7-4	vs. Arizona State	L	2-11
at St. Mary's	W	10-1			
at Texas Lutheran	L	2-5	% – NCAA District 6 Playoffs		
at Texas A&M	L	4-6	(Austin, Texas)		
at Texas A&M	L	1-2	# – NCAA College World Series		
vs. St. Thomas	W	12-1	(Omaha, Neb.)		
vs. St. Thomas	W	4-3			

## NCAA COLLEGE WORLD SERIES

## ALL-TOURNAMENT TEAM

P	Gary Gentry	Arizona State
P	Q.V. Lowe	Auburn
C	Ron Davini	Arizona State
1B	Mark Marquess	Stanford
2B	Dick Swan	Stanford
3B	Dave Grangaard	Arizona State
SS	Jack Lind	Arizona State
OF	Ike Lucas	Houston
OF	Tom Paciorek	Houston
OF	Scott Reid	Arizona State

Most Outstanding Player: Ron Davini, Arizona State



**Front Row:** Van Smith, Art Toombs, Trey Williams, G.J. Cantu, Ron Baker, Ike Lucas, Larry Strelau and Bubba Hill. **Middle Row:** Rick Brewer, Larry Satcher, Chico Silman, Wayne Hill, Phil Rose, Bo Burris, Carroll Moore and Ken Hebert. **Back Row:** Athletic Trainer Tom Wilson, Ron Stasny, Jim Sparkman, Wayne Westphal, Tom Paciorek and Head Coach Lovette Hill.

## Season Summary

Fourteen years after making their first visit to the NCAA College World Series, the Cougars returned in 1967 and made an indelible mark in school history.

The Cougars started the season out well enough, winning 10 of their first 14 games. After a tough stretch midway through the year against Texas Lutheran and Texas A&M, the team rebounded and won six of its last seven games to set up a showdown against Texas in the NCAA District 6 Playoffs.

The Cougars and Longhorns split the first two games, setting up a third and deciding Game Three. Texas appeared to have all the momentum, taking a 3-0 lead into the top of the ninth inning. Just before the UH leadoff batter stepped into the batter's box, the Texas public address announcer informed the crowd that UT head coach Bibb Falk would be resigning at the end of the season. That sent the Texas crowd into a wave of hysteria that would last for 15 more minutes.

Once the game resumed, the Cougars assembled an amazing four-run rally and then held off Texas in the bottom of the frame to return to the NCAA College World Series.

After being thumped by Stanford 12-1 in the opening game of the World Series, the Cougars reeled off three straight wins over Ohio State, Boston College and Arizona State to set up the deciding game against ASU for the national championship. Unfortunately, the Sun Devils would get the better of the Cougars 11-2, but UH capped the year with a No. 2 ranking in the polls, the highest-ever finish by a Cougar team in a final poll.

## Team Leaders

- OF **Tom Paciorek** – .435 (57-for-131), 6 doubles, 4 triples, 10 HR, 29 RBI
- 1B **Ken Hebert** – .345 (40-for-116), 7 doubles, 4 HR, 18 RBI
- 3B **G.J. Cantu** – .341 (42-for-123), 3 doubles, 4 triples, 3 HR, 24 RBI
- P **Rick Brewer** – 4-0, 1.80 ERA, 29 K, 40.0 IP
- P **Bubba Hill** – 6-0, 2.29 ERA, 46 K, 59.0 IP

## Notes

- Outfielders **Tom Paciorek** and **Ike Lucas** and second baseman **Ron Baker** were named to the NCAA College World Series All-Tournament Team.
- By batting .435 (57-for-131), Paciorek set a UH single-season batting average record that continues to stand, entering this season.



## 18 BRAD LINCOLN

Clute, Texas

3L

RHP/INF

6-0 | 200 | L-R

- 2006 Dick Howser Trophy Winner
- 2006 Brooks Wallace Award Winner
- 2006 ABCA/Rawlings Player of the Year
- 2006 Rivals.com National Player of the Year
- 2006 MLB Draft Selection (Pittsburgh Pirates, 1st Round, No. 4 Overall)
- 2006 Consensus All-America First Team (Utility)
- 2006 Roger Clemens Award Finalist
- 2006 NCBWA District VII Player of the Year
- 2006 ABCA All-South Central Region First Team (SP)
- 2006 Conference USA Co-Male Athlete of the Year
- 2006 Conference USA Pitcher of the Year
- 2006 Conference USA All-Tournament Team (DH)
- 2006 All-Conference USA First Team (SP)
- 2006 All-Conference USA First Team (DH/UTL)
- 2005 and 2006 Silver Glove All-Series Team
- 2006 Houston College Classic Most Outstanding Player
- 2005 and 2006 Houston College Classic All-Tournament Team
- 2004 C-USA All-Freshmen Team
- Pro-Line Cap National Pitcher of the Week (May 16, 2006 and May 10, 2005)
- Five-Time C-USA Pitcher of the Week recipient

### JUNIOR (2006)

First player in both UH and Conference USA history to be named a baseball national player of the year... Enjoyed one of the nation's finest seasons on the mound and emerged as possibly the greatest two-way player in school history... Became the first player in both UH and Conference USA history to be taken in the Top 10 picks of the annual amateur draft, being selected at No. 4 overall by the Pittsburgh Pirates... Led all UH pitchers in ERA (1.69), wins (12), complete games (3), shutouts (2), innings pitched (127.2), strikeouts (152) and opposing batting average (.198)... Strikeout total was the third best in UH single-season history and pushed him into third place on the career charts with 293 punchouts... Recorded at least seven strikeouts in each of his first 10 starts and in 15 of 17 total starts... Was just as dangerous at the plate, finishing with 14 home runs and a team-best 53 RBIs... Ranked among the C-USA individual leaders in five of the six Triple Crown categories (batting average was the lone exception)... Joined Woody Williams as the only players in school history to hit a home run and earn a win on the mound in the same game twice in one season... First accomplished that feat in the series opener at UC Irvine... Duplicated that effort during the series opener against No. 18 Tulane... Had an all-around day against Texas-San Antonio during the season opener... Made his second consecutive Opening Day start against the Roadrunners... Allowed only two hits with seven strikeouts in five innings on the mound... Went 2-for-6 with two runs and a game-high four RBIs at the plate as the DH... Blasted a three-run, walk-off homer in the bottom of the 10th inning to lift the Cougars to the win... Struck out nine while scattering five hits in seven shutout innings to lead UH to its only win at the Houston College Classic over Texas Tech on the way to being named Most Outstanding Player... Struck out nine with only five hits allowed in tossing a shutout win at No. 1 Rice in the series opener... Honored as the Pro-Line Cap National Pitcher of the Week and C-USA Pitcher of the Week following that performance. **C-USA Tournament:** Named to the All-Tournament Team... Went 2-for-5 with a double and solo home run against Marshall... Held East Carolina to only one run off four hits with six strikeouts in eight innings... Retired 16 of the last 18 batters that he faced and allowed only two baserunners during his final five innings... Helped his own cause at the plate, batting 2-for-4 with a run against the Pirates... Went 2-for-5 with a solo home run against No. 11 Tulane to help lead the Cougars to the championship game. **NCAA Norman Regional:** Went 2-for-3 and scored the lone run in the opener against No. 30 Wichita State... Teamed with Matt Weston to hit back-to-back homers at No. 13 Oklahoma.

### SUMMER 2005

Named to the Cape Cod League All-Star Game as a starter while playing for the Bourne Braves... Named to the All-Cape Cod League Team as a utility player... Blasted six home runs with 25 RBIs with a 3-1 record, 1.32 ERA and 56 strikeouts in 54.0 innings... Received the Manny Robello 10th Player Award... Helped lead Bourne to the West Division championship.

### SOPHOMORE (2005)

Was a regular contributor at the plate and on the mound... Appeared in all but one game while finishing second on the team with 52 RBIs and seven home runs... One of only seven players in school history to throw more than 100 strikeouts in a season... Led all hurlers with 102.0 innings pitched and two complete games and finished third with four wins and a 4.76 ERA... Second on the team with 293 putouts while spending most of his time at first base... Struck out 15 SLU batters in 10 innings of work to set new career highs in both categories... Retired 22 of the last 23 batters that he faced and struck out two batters in five of the first six innings against the Billikens... Teamed with Justin Vaclavik to set new UH and C-USA single-game records with 21 strikeouts... Was honored as the Pro-Line Cap National Pitcher of the Week and the C-USA Pitcher of the Week... **C-USA Tournament:** Led all players with three RBIs against East Carolina during the first round... Scored a pair of runs against UAB... Blasted a solo homer against No. 1 Tulane during the semifinals.

### FRESHMAN (2004)

Appeared on the mound and at first base for the Cougars... Finished fourth on the staff with three wins and 10 starts... Made his collegiate debut against nationally-ranked Texas at the Minute Maid Park College Classic... Earned his first collegiate win with an impressive showing against nationally ranked Long Beach State in that series finale... Allowed only one hit and struck out five through five innings against the Dirtbags... Tossed a five-hit shutout at UAB in the middle game of that series... Struck out four and allowed only one UAB baserunner beyond first base in the entire game. **C-USA Tournament:** Allowed only one run with three strikeouts in six innings against TCU in the first game of the C-USA Tournament semifinals... Threw two shutout innings of relief against TCU in the first round.

### PERSONAL

Full name is Brad Eric Lincoln... Born on May 25, 1985, in Lake Jackson, Texas... Son of John and Cheryl Lincoln... Majored in sports administration.

#### Lincoln's Career Pitching Statistics

Year	G-GS	W-L	ERA	SV	CG	ShO	IP	H	R	ER	BB	SO
2004	12-10	3-2	4.29	0	1	1	56.2	60	28	27	19	35
2005	18-16	4-7	4.76	0	2	0	102.0	124	71	54	25	106
2006	17-17	12-2	1.69	0	3	2	127.2	91	29	24	32	152
<b>Totals</b>	<b>47-43</b>	<b>19-11</b>	<b>3.30</b>	<b>0</b>	<b>6</b>	<b>3</b>	<b>286.1</b>	<b>275</b>	<b>128</b>	<b>105</b>	<b>76</b>	<b>293</b>

#### Lincoln's Career Hitting Statistics

Year	G-GS	AB	R	H	AVG	2B	3B	HR	RBI	BB	SO	SB-A
2004	20-16	21	1	7	.333	1	0	0	1	7	5	1-1
2005	57-57	208	36	70	.337	15	1	7	52	29	41	2-2
2006	61-61	224	35	66	.295	12	0	14	53	24	41	5-6
<b>Totals</b>	<b>138-134</b>	<b>453</b>	<b>72</b>	<b>143</b>	<b>.316</b>	<b>28</b>	<b>1</b>	<b>21</b>	<b>106</b>	<b>60</b>	<b>87</b>	<b>8-9</b>

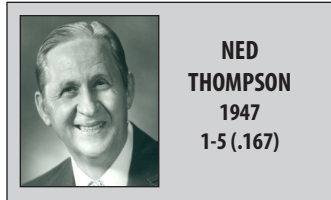


Brad Lincoln accepts the Dick Howser Trophy from St. Petersburg Area Chamber of Commerce president with David Feaster (left) and UH head coach Rayner Noble. It was the first of five national player of the year awards that Lincoln received in 2006.



YEAR-BY-YEAR RESULTS

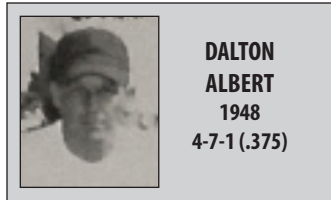
\* - Indicates Conference game  
# - Indicates opponent's national ranking  
#NA - Indicates opponent was nationally ranked but exact ranking is unknown  
Rankings to far left indicate Houston's highest national ranking  
Home games listed in **BOLD>**



**NED THOMPSON**  
1947  
1-5 (.167)

**1947 (1-5)**  
Coach Ned Thompson

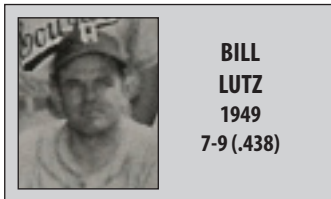
STEPHEN F. AUSTIN	L	10-11
STEPHEN F. AUSTIN	L	8-9
TRINITY	W	9-8
TRINITY	L	3-8
SAM HOUSTON STATE	L	0-3
SAM HOUSTON STATE	L	7-8



**DALTON ALBERT**  
1948  
4-7-1 (.375)

**1948 (4-7-1, 2-6 LSC)**  
Coach Dalton Albert


RICE	W	10-5
LOUISIANA-LAFAYETTE	W	4-3
TEXAS-PAN AMERICAN	L	2-12
SAM HOUSTON STATE*	L	7-8
TRINITY*	L	12-13
TEXAS-PAN AMERICAN	T	5-5
EAST TEXAS STATE*	W	15-5
STEPHEN F. AUSTIN*	W	15-9
SAM HOUSTON STATE*	L	6-7
TRINITY*	L	2-6
EAST TEXAS STATE*	L	2-4
STEPHEN F. AUSTIN*	L	4-5



**BILL LUTZ**  
1949  
7-9 (.438)

**1949 (7-9)**  
Coach Bill Lutz

TEXAS A&M	L	0-6
RICE	W	5-3
RICE	W	2-1
TEXAS A&M	L	0-7
EAST TEXAS STATE	W	11-7
HARDIN-SIMMONS	L	7-16
STEPHEN F. AUSTIN	L	3-12
LOUISIANA-LAFAYETTE	L	7-8
LOUISIANA-LAFAYETTE	W	6-5
BROOKE ARMY MEDICAL	L	9-10
STEPHEN F. AUSTIN	L	4-10
SAM HOUSTON STATE	L	2-4
ST. THOMAS	W	11-5
HARDIN-SIMMONS	W	2-1
ST. THOMAS	W	20-4
SAM HOUSTON STATE	L	0-2



**LOVETTE HILL**  
1950-74  
343-325-5 (.515)

**1950 (10-6, 4-0 GCC)**  
Coach Lovette Hill  
GulfCoast Conference Champions

TEXAS A&M	L	4-7
TEXAS A&M	L	4-8
ST. THOMAS*	W	7-3
STEPHEN F. AUSTIN	L	7-8
LOUISIANA-LAFAYETTE*	W	7-3
LOUISIANA-LAFAYETTE*	W	6-5
ST. THOMAS*	W	9-6
STEPHEN F. AUSTIN	W	8-1
MIDWESTERN STATE	W	16-1
MIDWESTERN STATE	W	14-3
GALVESTON BEACH CLUB	W	7-6
SAM HOUSTON STATE	L	2-3
MIDWESTERN STATE	W	4-2
MIDWESTERN STATE	W	5-2
VICTORIA ROSEBUDS	L	2-5
SAM HOUSTON STATE	L	2-5

**1951 (16-8, 5-1 MVC)**  
Coach Lovette Hill  
Missouri Valley Conference Champions  
NCAA District Playoffs

M9	at Baylor	W	5-3
M10	at Baylor	L	4-6
M14	at Texas A&M	L	1-3
M17	TEXAS A&M	W	7-3
M20	at Northwestern State	W	7-2
M21	at Northwestern State	W	1-0
M24	Louisiana-Lafayette	L	5-6
M30	TULSA*	W	3-0
M31	TULSA*	L	1-4
A6	OKLAHOMA STATE*	W	2-1
A7	OKLAHOMA STATE*	W	1-0
A10	CORPUS NAVAL STATION	W	9-3
A11	CORPUS NAVAL STATION	W	7-6
A14	vs. Sam Houston State#	W	4-0
A18	at Sam Houston State	W	9-4
A20	at Brooke Army Medical	L	6-7
A21	at Brooke Army Medical	L	0-7
A28	vs. Shell Oil#	W	8-3
My4	at Wichita State*	W	5-0
My5	at Wichita State*	W	21-4

MVC Championships – Tulsa, Okla.

Bradley	W	9-8
Bradley	W	11-2

District Playoffs – Norman, Okla.

Oklahoma	L	2-5
Oklahoma	L	5-6

# – Played in Pasadena, Texas

**1952 (11-6, 4-2 MVC)**  
Coach Lovette Hill

OHIO STATE	W	10-5	
OHIO STATE	W	10-7	
SAM HOUSTON STATE	W	11-4	
LAMAR	L	3-7	
SAM HOUSTON STATE	W	13-1	
TEXAS A&M	L	6-7	
TEXAS A&M	W	18-5	
WICHITA STATE*	W	6-0	
WICHITA STATE*	W	11-0	
SAM HOUSTON STATE	L	0-3	
M7	OKLAHOMA STATE	W	11-4
M8	OKLAHOMA STATE	L	3-14
TULSA*	W	15-6	
TULSA*	W	7-5	
OKLAHOMA STATE	W	7-5	

SAINT LOUIS*	L	0-3
SAINT LOUIS*	L	2-4

**1953 (15-11, 6-2 MVC)**  
Coach Lovette Hill  
NCAA College World Series  
NCAA District 5 Champions

Missouri Valley Conference Champions

M9	BAYLOR	L	3-4
M10	BAYLOR	L	6-11
M13	SAM HOUSTON STATE	L	2-4
M18	LAMAR	W	12-2
M23	TEXAS A&M	L	3-5
M25	MINNESOTA	L	2-6
M26	MINNESOTA	L	4-4
A2	LOUISIANA-LAFAYETTE	W	5-4
A3	LOUISIANA-LAFAYETTE	W	13-6
A4	LOUISIANA-LAFAYETTE	W	7-4
A10	WICHITA STATE*	W	10-3
A10	WICHITA STATE*	W	9-4
A14	LAMAR	W	6-4
A20	SAM HOUSTON STATE	W	10-7
MY1	TULSA*	L	6-8
MY2	TULSA*	W	18-14
MY8	OKLAHOMA STATE*	L	4-6
MY9	OKLAHOMA STATE*	W	3-2
MY12	TEXAS A&M	W	3-2
MY22	DETROIT*	W	6-3
MY22	DETROIT*	W	10-2

District 5 Playoffs

My26	Oklahoma	L	4-7
My27	Oklahoma	W	8-7
My27	Oklahoma	W	5-3

College World Series – Omaha, Neb.

J11	Boston College	L	1-4
J12	Stanford	L	6-7

**1954 (12-11, 4-5 MVC WEST)**  
Coach Lovette Hill

BAYLOR	W	5-4	
BAYLOR	L	5-8	
TEXAS A&M	L	4-8	
SUL ROSS STATE	W	6-5	
SUL ROSS STATE	L	3-5	
MINNESOTA	W	4-1	
MINNESOTA	W	8-4	
SAM HOUSTON STATE	W	2-1	
TEXAS LUTHERAN	L	4-15	
TEXAS LUTHERAN	W	5-3	
TEXAS A&M	W	14-0	
A12	NEBRASKA	L	2-3
A13	NEBRASKA	L	2-3
WICHITA STATE*	W	19-1	
WICHITA STATE*	L	1-2	
WICHITA STATE*	W	20-2	
A23	OKLAHOMA STATE*	W	14-4
A24	OKLAHOMA STATE*	L	0-11
A24	OKLAHOMA STATE*	L	7-11
SAM HOUSTON STATE	W	5-1	
TULSA*	L	2-4	
TULSA*	W	6-2	
TULSA*	L	2-4	

**1955 (6-13, 3-5 MVC WEST)**  
Coach Lovette Hill

TEXAS A&M	L	0-7	
BAYLOR	L	3-5	
BAYLOR	W	5-2	
TEXAS A&M	L	2-3	
MINNESOTA	L	1-2	
SAM HOUSTON STATE	W	7-1	
SAM HOUSTON STATE	L	4-16	
A4	NEBRASKA	L	4-8
A5	NEBRASKA	W	7-2
WICHITA STATE*	W	11-5	
WICHITA STATE*	L	1-2	
WICHITA STATE*	W	5-0	
TEXAS LUTHERAN	L	3-7	

TULSA*	W	6-0	
TULSA*	L	5-8	
TULSA*	L	6-8	
TEXAS LUTHERAN	L	0-2	
MY13	OKLAHOMA STATE*	L	2-10
MY14	OKLAHOMA STATE*	L	5-8

**1956 (14-10, 5-6 MVC WEST)**  
Coach Lovette Hill

TEXAS A&M	L	6-7	
BAYLOR	W	6-4	
BAYLOR	L	7-8	
TEXAS A&M	W	10-3	
M20	OKLAHOMA STATE	L	5-6
M21	OKLAHOMA STATE	W	1-0
MINNESOTA	L	2-5	
MINNESOTA	W	6-4	
M26	NEBRASKA	W	3-2
M27	NEBRASKA	W	6-1
SAM HOUSTON STATE	W	6-4	
SAM HOUSTON STATE	W	3-1	
SAM HOUSTON STATE	L	0-6	
WICHITA STATE*	L	5-7	
WICHITA STATE*	W	10-1	
WICHITA STATE*	W	11-1	
A20	OKLAHOMA STATE*	L	2-17
A21	OKLAHOMA STATE*	W	17-16
A21	OKLAHOMA STATE*	L	2-3
TULSA*	L	2-3	
TULSA*	W	3-1	
TULSA*	W	5-4	
TEXAS LUTHERAN	L	4-5	
TEXAS LUTHERAN	W	3-2	

**1957 (6-11-1, 4-3 MVC WEST)**  
Coach Lovette Hill

TEXAS A&M	W	5-3	
BAYLOR	L	5-12	
BAYLOR	L	6-13	
SUL ROSS STATE	L	3-6	
M25	OKLAHOMA STATE	L	12-13
M26	OKLAHOMA STATE	L	6-9
MINNESOTA	L	4-5	
MINNESOTA	T	4-4	
SAM HOUSTON STATE	L	1-2	
SAM HOUSTON STATE	L	2-7	
SAM HOUSTON STATE	W	8-4	
WICHITA STATE*	W	6-0	
WICHITA STATE*	W	1-0	
WICHITA STATE*	L	1-2	
A26	OKLAHOMA STATE*	L	4-15
A26	OKLAHOMA STATE*	W	3-1
A27	OKLAHOMA STATE*	W	8-1
TULSA*	L	3-6	

**1958 (11-13, 6-3 MVC WEST)**  
Coach Lovette Hill  
NCAA District 5 Playoffs

at Texas A&M	L	0-4	
M8	BAYLOR	W	9-7
M14	at Baylor	W	10-7
MINNESOTA	L	0-3	
MINNESOTA	L	3-10	
M31	NEBRASKA	L	0-6
A1	NEBRASKA	L	3-4
KANSAS	W	7-6	
KANSAS	L	3-4	
at St. Mary's (Texas)	L	2-3	
at St. Mary's (Texas)	L	1-	
at Sam Houston State	L	0-12	
at Sam Houston State	W	2-0	
at Sam Houston State	W	3-	
TULSA*	W	7-0	
TULSA*	W	4-0	
TULSA*	W	12-1	
at Wichita State*	W	5-0	
at Wichita State*	W	1-0	
at Wichita State*	L	3-4	
CINCINNATI*	L	3-5	



CINCINNATI\* W 4-1
CINCINNATI\* L 1-3
District 5 Playoffs
My30 at Texas L 2-3

1959 (7-14, 4-2 MVC WEST)

Coach Lovette Hill
Missouri Valley Conference
West Division Champions
TEXAS A&M L 2-7
M7 BAYLOR W 3-0
M17 BAYLOR L 2-9
TEXAS A&M L 3-12
M20 OKLAHOMA STATE L 2-7
M21 OKLAHOMA STATE L 4-7
M25 NEBRASKA W 5-2
M26 NEBRASKA L 6-12
MINNESOTA L 6-9
SAM HOUSTON STATE L 2-3
SAM HOUSTON STATE L 2-5
TULSA\* W 20-13
TULSA\* L 5-7
TULSA\* W 9-0
TEXAS LUTHERAN L 3-4
WICHITA STATE\* W 5-1
WICHITA STATE\* W
WICHITA STATE\* L 2-5

MVC Playoffs
Bradley W 2-1
Bradley L 8-1
Bradley L 0-6

1960 (12-11, 5-1 MVC WEST)

Coach Lovette Hill
NCAA District 5 Playoffs
NCAA Regional
Missouri Valley Conference Champions
MVC West Division Champions
TEXAS A&M W 5-2
MINNESOTA W 5-4
MINNESOTA L 1-5
A1 OKLAHOMA STATE W 4-0
A2 OKLAHOMA STATE L 0-1
at Texas Lutheran L 2-6
at Texas Lutheran L 1-4
at Texas Lutheran L 9-10
at Sam Houston State L 0-10
at Sam Houston State L 1-5
at Sam Houston State W 5-0
at Tulsa\* W 9-0
at Tulsa\* W 9-0
at Tulsa\* W 9-0
SAM HOUSTON STATE L 4-6
at Sam Houston State W 4-2
at Wichita State\* W 5-3
at Wichita State\* L 4-11
at Wichita State\* W 3-1
CINCINNATI W 5-2

NCAA District 5 Playoffs
My31 at Texas W 4-2

NCAA Regional
J2 at Arizona L 3-4
J3 at Arizona L 4-6

% - Games with Tulsa are forfeits.

1961 (4-11)

Coach Lovette Hill
MINNESOTA L 0-8
MINNESOTA L 1-6
M27 OKLAHOMA STATE L 0-2
M28 OKLAHOMA STATE L 4-7
M31 NEBRASKA L 3-5
TEXAS A&M L 6-10
TRINITY L 6-11
at Sam Houston State L 1-6
at Sam Houston State L 8-9
at St. Mary's (Texas) L 5-6
SAM HOUSTON STATE W 1-0
TEXAS LUTHERAN W 10-0

at Texas Lutheran W 6-5
NICHOLLS STATE W 4-2
NICHOLLS STATE L 2-3

1962 (16-6)

Coach Lovette Hill
at Sam Houston State L 5-6
at Sam Houston State L 8-13
ST. MARY'S W 4-0
M28 OKLAHOMA STATE W 2-0
M29 OKLAHOMA STATE W 1-0
KANSAS W 5-4
KANSAS L 1-9
SAM HOUSTON STATE W 4-1
SAM HOUSTON STATE L 0-7
at St. Mary's (Texas) W 6-1
at Texas Lutheran L 1-2
CORPUS CHRISTI W 6-5
CORPUS CHRISTI W 3-0
at Nicholls State W 4-2
TRINITY W 1-0
TRINITY W 4-2
at Trinity W 8-5
at Trinity L 8-12
TEXAS LUTHERAN W 8-3
NICHOLLS STATE W 1-0
NICHOLLS STATE W 5-0
NICHOLLS STATE W 6-4

1963 (4-15)

Coach Lovette Hill
at Texas A&M L 1-5
TEXAS A&M W 4-3
TEXAS LUTHERAN L 6-8
ST. MARY'S (TEXAS) L 7-13
at Trinity L 2-10
M25 OKLAHOMA STATE L 1-2 (11)
M26 OKLAHOMA STATE W 5-4
M28 OKLAHOMA STATE L 2-10
M29 OKLAHOMA STATE L 1-2
CORPUS CHRISTI W 10-9
CORPUS CHRISTI L 2-3
at Texas Lutheran L 3-4
at St. Mary's (Texas) L 3-8
DALLAS W 5-1
DALLAS L 2-4
SAM HOUSTON STATE L 2-7
SAM HOUSTON STATE L 3-7
NICHOLLS STATE L 1-3
NICHOLLS STATE L 3-4

1964 (16-13)

Coach Lovette Hill
M6 BAYLOR W 6-3
M7 BAYLOR L 3-4
St. Mary's (Texas) W 4-1
Southern Illinois L 4-5
Southern Illinois L 2-7
Southern Illinois W 6-2
M22 OKLAHOMA STATE L 3-10
M23 OKLAHOMA STATE L 0-4
M25 OKLAHOMA STATE W 8-2
M26 OKLAHOMA STATE W 4-3
Loyola (N.O.) L 2-3
Loyola (N.O.) L 1-4
A1 NEBRASKA W 10-1
A2 NEBRASKA L 9-11
A3 NEBRASKA W 11-2
A4 NEBRASKA W 3-1
SAM HOUSTON STATE L 4-8
NICHOLLS STATE W 6-1
NICHOLLS STATE L 2-5
SAM HOUSTON STATE L 4-6
SAM HOUSTON STATE L 0-3
TRINITY W 7-2
TEXAS LUTHERAN W 5-2
DALLAS W 8-6
at Sam Houston State W 3-1
at Texas Lutheran W 11-10
at St. Mary's (Texas) W 9-3
at Loyola (N.O.) W 2-0
at Loyola (N.O.) L 2-5

1965 (12-14)

Coach Lovette Hill
at Texas A&M L 2-10
ST. MARY'S (TEXAS) L 7-8
ST. THOMAS W 4-0
TRINITY L 0-4
M22 OKLAHOMA STATE W 6-5
M23 OKLAHOMA STATE L 3-10
M25 OKLAHOMA STATE W 4-2
M26 OKLAHOMA STATE L 6-10
TEXAS A&M L 4-13
SAM HOUSTON STATE L 2-3
SAM HOUSTON STATE L 0-2
ST. THOMAS L 2-10
A9 BAYLOR L 7-8
BAYLOR L 3-15
A10 BAYLOR L 3-8
at Sam Houston State L 2-13
LOUISIANA-MONROE W 11-6
LOUISIANA-MONROE W 9-7
at Sam Houston State W 7-6
DALLAS W 21-7
DALLAS L 6-8
TEXAS LUTHERAN W 8-4
at Texas Lutheran W 10-3
NICHOLLS STATE W 6-1
NICHOLLS STATE W 7-3

1966 (18-11-1)

Coach Lovette Hill
NCAA District 6 Playoffs
ST. MARY'S W 13-1
at Texas A&M L 1-9
at Texas Lutheran W 2-1
at St. Mary's (Texas) W 7-5
SUL ROSS STATE W 7-6
SUL ROSS STATE W 18-3
M21 OKLAHOMA STATE L 6-11
M22 OKLAHOMA STATE W 10-1
M23 OKLAHOMA STATE L 5-6
M24 OKLAHOMA STATE W 4-0
M25 OKLAHOMA STATE L 1-6
M30 NEBRASKA W 1-0
M30 NEBRASKA L 5-8
M31 NEBRASKA L 7-13
A1 NEBRASKA L 7-8
MORNINGSIDE W 3-2
MORNINGSIDE W 14-1
ST. THOMAS W 9-5
A8 at Baylor L 3-4
A9 at Baylor W 3-2
TEXAS A&M W 4-2
HOUSTON BAPTIST W 7-2
at Sam Houston State L 2-11
SAM HOUSTON STATE W 4-2
HOUSTON BAPTIST W 4-2
TEXAS LUTHERAN W 9-4

District 6 Playoffs
My18 at Texas T 4-4
My19 at Texas W 5-4
My21 Texas^ L 3-9
My21 Texas^ L 5-8

^ - Playoff games were in The Astrodome, the first collegiate baseball games played there.

1967 (21-11)

Coach Lovette Hill
NCAA College Word Series Runner-Up
NCAA District 6 Playoff Champions
No. 2 Final Ranking
NICHOLLS STATE W 5-2
NICHOLLS STATE L 2-6
ST. MARY'S (TEXAS) W 9-7
LAMAR W 10-4
LAMAR W 12-2
M24 at Baylor W 4-2
M25 at Baylor L 7-8
M27 OKLAHOMA STATE W 5-4
M28 OKLAHOMA STATE L 5-6

M30 NEBRASKA L 2-16
M30 NEBRASKA W 6-3
M31 OKLAHOMA STATE W 4-1
A1 NEBRASKA W 7-4
at St. Mary's (Texas) W 10-1
at Texas Lutheran L 2-5
at Texas A&M L 4-6
at Texas A&M L 1-2
ST. THOMAS W 12-1
ST. THOMAS W 4-3
SAM HOUSTON STATE L 0-3
TEXAS LUTHERAN W 3-1
HOUSTON BAPTIST W 6-3
HOUSTON BAPTIST W 5-0
SAM HOUSTON STATE W 1-0

District 6 Playoffs
My16 Texas W 11-8
My18 Texas L 1-5
My19 Texas W 4-3

College World Series - Omaha, Neb.

J12 Stanford L 1-12
J13 Ohio State W 7-6
J14 Boston College W 3-2
J16 Arizona State W 3-0
J18 Arizona State L 2-11

1968 (14-15-1)

Coach Lovette Hill
M15 LAMAR L 2-9
M18 NEBRASKA T 2-2
M19 NEBRASKA L 0-3
M20 NEBRASKA W 11-6
M23 NEBRASKA L 2-5
M23 NEBRASKA L 2-5
M25 OKLAHOMA STATE W 6-5
M26 OKLAHOMA STATE L 1-2
M27 OKLAHOMA STATE L 1-9
M28 OKLAHOMA STATE L 4-6
M29 OKLAHOMA STATE W 4-3 (10)
A2 PERSHING W 3-0
PERSHING L 5-7
PERSHING L 4-15
PERSHING L 3-4
PERSHING L 1-8
at Baylor W 6-4
TEXAS A&M L 4-6
TEXAS LUTHERAN W 7-1
A19 SAM HOUSTON STATE W 7-5
SAM HOUSTON STATE L 2-6
A22 at Texas A&M L 0-6
A22 at Texas A&M L 1-3
A25 ST. THOMAS W 6-5
A26 ST. THOMAS W 9-6
A27 ST. THOMAS W 6-3
TEXAS LUTHERAN W 3-2
HOUSTON BAPTIST W 9-3
HOUSTON BAPTIST W 10-5
LAMAR W 6-0

1969 (15-23)

Coach Lovette Hill
F27 NICHOLLS STATE L 3-5
F27 NICHOLLS STATE L 2-7
F28 NICHOLLS STATE W 3-2
F28 NICHOLLS STATE L 5-10
M11 HOUSTON BAPTIST W 7-4
M14 at Baylor W 5-2
M18 NEBRASKA L 1-3
M19 NEBRASKA W 4-3
M19 NEBRASKA W 2-1
M20 NEBRASKA L 2-10
M21 NEBRASKA L 6-7
M22 NEBRASKA L 2-4
M24 OKLAHOMA STATE L 5-7
M25 OKLAHOMA STATE L 2-10
M26 OKLAHOMA STATE W 3-2
M27 OKLAHOMA STATE W 7-3
M28 OKLAHOMA STATE W 6-3
M31 at Texas-Pan American L 2-3
A1 at Texas-Pan American L 2-3



A2	at Texas-Pan American	W	4-3
A2	at Texas-Pan American	L	0-3
A3	at Texas-Pan American	L	3-4
A7	NORTHERN ILLINOIS	W	10-8
A7	NORTHERN ILLINOIS	L	3-6
A14	TEXAS LUTHERAN	L	2-6
A15	at Texas A&M	L	4-5
A17	ST. THOMAS	W	5-4
A18	ST. THOMAS	W	14-1
A19	ST. THOMAS	W	6-1
A22	HOUSTON BAPTIST	L	10-11
A25	SAM HOUSTON STATE	L	0-3
A25	SAM HOUSTON STATE	L	4-7
A29	at Sam Houston State	L	1-5
A29	at Sam Houston State	L	0-4
	at Texas Lutheran	L	2-4
	TEXAS A&M	W	10-7
MY1	HOUSTON BAPTIST	L	3-5
MY1	HOUSTON BAPTIST	W	3-2

1970 (19-17)

Coach Lovette Hill

	NICHOLLS STATE	L	3-10
	NICHOLLS STATE	W	5-3
	NICHOLLS STATE	W	5-4
	NICHOLLS STATE	W	3-0
M5	at Texas	L	1-2
M5	at Texas	W	6-2
M10	at Texas Lutheran	W	5-2
M13	BAYLOR	W	4-3
M13	BAYLOR	W	4-3
M14	BAYLOR	W	10-3
M14	BAYLOR	L	3-6
M23	OKLAHOMA STATE	L	2-5
M24	OKLAHOMA STATE	W	14-11
M25	OKLAHOMA STATE	W	7-6
M26	OKLAHOMA STATE	L	0-2
M27	OKLAHOMA STATE	L	3-4
M27	OKLAHOMA STATE	W	3-1
M30	NEBRASKA	L	1-2
M30	NEBRASKA	W	1-0
M31	NEBRASKA	W	2-1
A1	NEBRASKA	L	3-10
A2	NEBRASKA	W	12-4
A3	NEBRASKA	L	2-3
A4	NEBRASKA	L	2-4
A13	LAMAR	W	6-0
A13	LAMAR	L	0-3
A17	ST. MARY'S (TEXAS)	L	3-4
A18	ST. MARY'S (TEXAS)	L	1-4
A20	TEXAS LUTHERAN	W	8-1
A23	at Texas A&M	L	6-7
A23	at Texas A&M	W	11-0
A25	at Texas A&M	L	3-6
A25	at Texas A&M	L	5-6
A29	HOUSTON BAPTIST	L	0-3
A29	HOUSTON BAPTIST	W	6-5
A30	HOUSTON BAPTIST	W	6-1

1971 (24-15)

Coach Lovette Hill

M5	at Baylor	W	10-7
M5	at Baylor	W	8-4
M6	at Baylor	W	2-0
M6	at Baylor	L	1-2
	LOUISIANA TECH	L	6-7
M12	TEXAS LUTHERAN	W	4-2
M12	TEXAS LUTHERAN	W	3-0
M13	TEXAS LUTHERAN	L	3-4
M15	MCNEESE	W	4-2
M15	MCNEESE	L	0-6
M17	at Lamar	L	1-2
M17	at Lamar	W	2-0
M20	OKLAHOMA STATE	W	1-0
M20	OKLAHOMA STATE	W	1-0
M22	OKLAHOMA STATE	L	3-12
M23	OKLAHOMA STATE	L	2-8
M24	OKLAHOMA STATE	L	3-5
M24	OKLAHOMA STATE	W	8-2
M29	NEBRASKA	L	3-9
M29	NEBRASKA	W	1-0

M30	NEBRASKA	W	6-5
M31	NEBRASKA	W	4-2
A2	NEBRASKA	W	6-1
A2	NEBRASKA	L	3-4
A3	NEBRASKA	W	4-2
A3	NEBRASKA	W	3-2
A7	NORTHWESTERN STATE	W	19-1
A8	ST. EDWARD'S	W	3-1
A8	ST. EDWARD'S	W	6-4
A13	TEXAS A&M	L	1-5
	TEXAS A&M	L	1-6
A19	TEXAS	L	0-7
A19	TEXAS	W	3-0
A24	AIR FORCE	W	9-1
	AIR FORCE	W	9-6
A27	LAMAR	W	5-3
A27	LAMAR	W	4-2
	at Texas A&M	L	2-7
	at Texas A&M	L	1-12

1972 (25-23-1)

Coach Lovette Hill

F25	BAYLOR	W	9-5
F25	BAYLOR	W	3-2
F26	BAYLOR	L	0-2
F26	BAYLOR	L	7-8
	NICHOLLS STATE	W	5-3
	NICHOLLS STATE	W	3-0
M4	NICHOLLS STATE	W	6-3
M4	NICHOLLS STATE	L	3-4
	LOUISIANA-LAFAYETTE	L	7-8
	LOUISIANA-LAFAYETTE	W	4-2
M10	at Texas	L	2-9
M10	at Texas	L	0-7
M11	at Texas	L	2-8
M11	at Texas	L	1-5
M13	MCNEESE	W	4-2
M13	MCNEESE	W	6-2
M16	LOUISIANA-MONROE	W	7-6
M16	LOUISIANA-MONROE	L	0-5
M20	OKLAHOMA STATE	T	0-0
M22	OKLAHOMA STATE	W	3-1
M22	OKLAHOMA STATE	W	2-0
M23	OKLAHOMA STATE	L	1-2
M23	OKLAHOMA STATE	W	5-4
M24	OKLAHOMA STATE	W	2-1
M24	OKLAHOMA STATE	L	0-7
M25	NEBRASKA	W	2-1
M25	NEBRASKA	L	4-6
M27	NEBRASKA	W	12-10
M28	NEBRASKA	L	3-4
M28	NEBRASKA	W	4-3
M29	NEBRASKA	W	5-2
A4	LAMAR	W	5-1
A4	LAMAR	W	3-0
	SAM HOUSTON STATE	L	1-18
	SAM HOUSTON STATE	L	2-3
A8	SAM HOUSTON STATE	L	0-11
A8	SAM HOUSTON STATE	L	4-7
	at Texas A&M	L	0-2
	at Texas A&M	L	1-2
	at Rice	W	2-1
	at Rice	W	1-0
A15	RICE	W	8-2
A15	RICE	L	5-6
A18	TEXAS A&M	L	0-11
A18	TEXAS A&M	W	6-5
	at SMU	W	3-1
	at SMU	L	5-6
	at SMU	W	2-1
	at SMU	L	1-6

1973 (15-16-1, 9-11 SWC)

Coach Lovette Hill

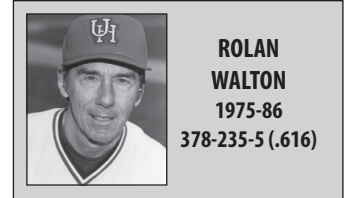
	IOWA STATE	W	12-3
	IOWA STATE	W	13-1
	IOWA STATE	L	5-11
F28	IOWA STATE	L	0-7
M3	LOUISIANA-MONROE	W	15-9
M3	LOUISIANA-MONROE	T	2-2
M9	TEXAS-PAN AMERICAN	L	0-5

M9	TEXAS-PAN AMERICAN	L	8-9
	MCNEESE	W	9-1
	MCNEESE	W	9-3
M17	RICE*	W	7-0
M17	RICE*	L	6-11
M19	RICE*	W	11-10
M22	at TCU*	W	5-3
M22	at TCU*	L	0-6
M24	at TCU*	L	7-12
M30	TEXAS*	L	1-3
M30	TEXAS*	L	5-11
M31	TEXAS*	W	2-1
A3	SAM HOUSTON STATE	W	3-1
A3	SAM HOUSTON STATE	L	5-7
A6	at Baylor*	L	0-3
A6	at Baylor*	L	1-2
A7	at Baylor*	W	4-1
A13	at Texas A&M*	L	1-14
A13	at Texas A&M*	L	2-8
A14	at Texas A&M*	L	1-9
A21	TEXAS TECH*	W	8-5
A21	TEXAS TECH*	W	6-5
A27	SMU*	W	6-4
A27	SMU*	L	5-9
A28	SMU*	W	6-4

1974 (20-21, 10-13 SWC)

Coach Lovette Hill

	TEXAS-PAN AMERICAN	L	5-8
	TEXAS-PAN AMERICAN	L	11-15
	TEXAS-PAN AMERICAN	L	0-2
	TEXAS-PAN AMERICAN	W	3-0
	NICHOLLS STATE	W	7-5
	NICHOLLS STATE	W	8-7
	NICHOLLS STATE	W	10-8
	NICHOLLS STATE	L	1-7
	LOUISIANA-LAFAYETTE	L	2-13
	LOUISIANA-LAFAYETTE	W	14-8
M1	at Texas*	L	7-8
M2	at Texas*	L	2-6
M2	at Texas*	L	3-20
	LAMAR	L	2-5
	LAMAR	W	7-4
M8	TCU*	L	0-10
M9	TCU*	L	2-4
M9	TCU*	W	7-4
	at Sam Houston State	L	2-6
	at Sam Houston State	L	7-8
M18	BAYLOR*	L	3-4
M19	BAYLOR*	L	0-8
M19	BAYLOR*	L	2-4
M29	at Texas Tech*	W	11-3
M30	at Texas Tech*	L	4-5
M30	at Texas Tech*	W	12-6
A5	TEXAS A&M*	W	13-6
A6	TEXAS A&M*	L	13-18
A6	TEXAS A&M*	W	9-6
	CORNELL	W	5-2
	CORNELL	W	4-0
A16	at Rice*	W	4-1
A16	at Rice*	L	4-11
A19	at SMU*	W	11-9
A20	at SMU*	L	2-5
A20	at SMU*	L	12-13
	MCNEESE	W	2-0
	MCNEESE	W	6-3
A26	ARKANSAS*	W	8-0
A27	ARKANSAS*	W	6-5
A27	ARKANSAS*	W	8-3



**ROLAN WALTON**  
1975-86  
378-235-5 (.616)

1975 (18-25, 8-16 SWC)

Coach Rolan Walton

F15	TEXAS-PAN AMERICAN	W	5-4
F15	TEXAS-PAN AMERICAN	L	5-6
F16	TEXAS-PAN AMERICAN	W	4-2
F16	TEXAS-PAN AMERICAN	L	2-5
F22	at LSU	W	12-2
F22	at LSU	L	1-5
F23	at LSU	W	10-3
F23	at LSU	W	10-4
	LOUISIANA-LAFAYETTE	W	9-1
	LOUISIANA-LAFAYETTE	W	12-1
F28	TEXAS*	L	7-8
M1	TEXAS*	L	2-9
M1	TEXAS*	L	4-17
M7	at TCU*	W	6-5
M8	at TCU*	L	1-2
M8	at TCU*	L	3-7
M10	MCNEESE	W	4-3
M10	MCNEESE	W	3-2
M14	at Baylor*	L	4-6
M15	at Baylor*	L	2-13
M15	at Baylor*	L	2-4
M25	at Lamar	L	1-5
M25	at Lamar	L	1-5
M29	TEXAS TECH*	W	5-4
M29	TEXAS TECH*	W	5-2
M30	TEXAS TECH*	W	6-0
A1	at McNeese	L	1-2
A1	at McNeese	L	4-5
A4	at Texas A&M*	L	2-13
A5	at Texas A&M*	L	1-3
A5	at Texas A&M*	L	5-6
A12	RICE*	L	6-7
A12	RICE*	W	5-8
A13	RICE*	W	5-1
A18	SMU*	W	8-5
A19	SMU*	W	5-0
A19	SMU*	L	6-9
A23	LAMAR	W	7-5
A25	at Arkansas*	L	1-5
A26	at Arkansas*	L	0-3
	at Arkansas*	W	10-3
A28	at Oklahoma	L	1-8
A28	at Oklahoma	L	4-5

1976 (31-15, 16-8 SWC)

Coach Rolan Walton

F21	LSU	W	6-5
F21	LSU	L	4-9
F22	LSU	W	6-3
F22	LSU	W	11-1
	at Auburn	L	0-5
	at Auburn	W	7-0
	at Alabama	W	10-4
	at Alabama	L	5-6
	at Oklahoma	W	6-2
	at Loyola (N.O.)	L	5-6
M2	LAMAR	L	3-6
M2	LAMAR	W	9-7
M5	ARKANSAS*	W	9-4
M6	ARKANSAS*	W	1-0
M6	ARKANSAS*	W	3-2
M9	SAM HOUSTON STATE	W	7-6
M9	SAM HOUSTON STATE	W	7-1
M12	at Texas Tech*	W	4-2
M12	at Texas Tech*	W	1-0
M13	at Texas Tech*	W	5-4
M16	NEBRASKA	W	1-0
M16	NEBRASKA	W	2-0
M17	NEBRASKA	W	1-0
M17	NEBRASKA	W	3-0



Table with columns: Year, Opponent, Result, Score. Rows include SMU, MCNEESE, BAYLOR, TEXAS, USC, NEBRASKA, BAYLOR\*, etc.

1977 (27-17-1, 11-12-1 SWC)

Coach Rolan Walton

Table with columns: Year, Opponent, Result, Score. Rows include TEXAS-PAN AMERICAN, TEXAS, TCU, LSU, LAMAR, ARKANSAS, LOUISIANA-MONROE, TEXAS TECH\*, SAM HOUSTON STATE, SMU\*, CORNELL, SOUTH ALABAMA, RICE\*, NORTHWESTERN STATE, MINNESOTA, BAYLOR\*, etc.

1978 (30-21, 14-10 SWC)

Coach Rolan Walton  
No. 13 Final Ranking

Table with columns: Year, Opponent, Result, Score. Rows include TEXAS-PAN AMERICAN, TEXAS, TCU, LSU, etc.

Table with columns: Year, Opponent, Result, Score. Rows include LSU, NICHOLLS STATE, TEXAS A&M\*, LOUISIANA-MONROE, TEXAS\*, MCNEESE, USC, NEBRASKA, BAYLOR\*, etc.

SWC Tournament - Austin, Texas

Table with columns: Year, Opponent, Result, Score. Rows include My12, My13, My14, My15.

1979 (27-17, 11-13 SWC)

Coach Rolan Walton

Table with columns: Year, Opponent, Result, Score. Rows include ST. MARY'S (TEXAS), SAM HOUSTON STATE, STEPHEN F. AUSTIN, TEXAS WESLEYAN, TEXAS A&M\*, NORTHWESTERN STATE, MINNESOTA, BAYLOR\*, etc.

Table with columns: Year, Opponent, Result, Score. Rows include SMU\*, TEXAS TECH\*, TEXAS WESLEYAN, etc.

1980 (17-28-1, 6-17-1 SWC)

Coach Rolan Walton

Table with columns: Year, Opponent, Result, Score. Rows include MCNEESE, NORTHWESTERN STATE, TEXAS TECH\*, ST. MARY'S (TEXAS), ST. FRANCIS (ILL.), TEXAS TECH\*, etc.

1981 (32-20-1, 11-9-1 SWC)

Coach Rolan Walton

Table with columns: Year, Opponent, Result, Score. Rows include MCNEESE, ST. MARY'S (TEXAS), TEXAS WESLEYAN, CENTENARY, CENTRAL MICHIGAN, etc.

Table with columns: Year, Opponent, Result, Score. Rows include BAYLOR\*, ST. FRANCIS (ILL.), RICE\*, SOUTHWESTERN, MINNESOTA, CORNELL, TEXAS A&M\*, TEXAS TECH\*, etc.

SWC Tournament - Austin, Texas

Table with columns: Year, Opponent, Result, Score. Rows include My15, My17, My18.

1982 (42-14-2, 13-6 SWC)

Coach Rolan Walton  
NCAA West II Regional  
No. 19 Final Ranking

Table with columns: Year, Opponent, Result, Score. Rows include LOUISIANA-LAFAYETTE, TEXAS WESLEYAN, TEXAS-PAN AMERICAN, MCNEESE, ST. FRANCIS (ILL.), NORTHWESTERN STATE, CENTRAL MICHIGAN, BAYLOR\*, etc.



A17	ARKANSAS*	W	2-0
A17	ARKANSAS*	L	0-1
A20	STEPHEN F. AUSTIN	W	7-1
A20	STEPHEN F. AUSTIN	W	10-1
A25	at TCU*	W	7-5
A25	at TCU*	L	4-9
A26	at TCU*	W	9-6
A30	BAYLOR*	W	4-3
MY1	BAYLOR*	L	1-2
MY1	BAYLOR*	W	3-2
MY11	SAM HOUSTON STATE	W	2-1
MY11	SAM HOUSTON STATE	W	9-0

SWC Tournament – College Station, Texas

My14	vs. Arkansas	L	6-9
My15	at Texas A&M	W	13-6
My16	vs. Arkansas	W	9-8
My16	vs. Texas	L	5-10

West II Regional – Tempe, Ariz.

My28 #15	vs. #3 Cal State Fullerton	L	3-7
My29 #15	vs. San Diego State	W	13-3
My30 #15	at #1 Arizona State	L	5-9

1983 (43-15, 13-8 SWC)

Coach Rolan Walton

F19	at Texas Lutheran	W	7-6
F19	at Texas Lutheran	W	8-1
F20	at St. Mary's (Texas)	W	2-1
F20	at St. Mary's (Texas)	W	9-8
F22	MARY HARDIN-BAYLOR	W	6-1
F22	MARY HARDIN-BAYLOR	W	11-0
F26	TEXAS WESLEYAN	W	7-2
F26	TEXAS WESLEYAN	W	3-0
F27	TEXAS WESLEYAN	W	3-0
M1 #18	ST. EDWARD'S	W	9-1
M1 #18	ST. EDWARD'S	W	11-1
M6 #18	at Louisiana-Lafayette	W	6-0
M6 #18	at Louisiana-Lafayette	W	5-0
M8 #18	NORTHWESTERN STATE	W	2-0
M8 #18	NORTHWESTERN STATE	W	3-0
M12 #18	RICE*	W	3-0
M12 #18	RICE*	W	7-3
M13 #18	RICE*	W	10-1
M14 #4	at Northwestern State	W	5-1
M14 #4	at Northwestern State	W	2-0
M15 #4	at Stephen F. Austin	W	3-2
M15 #4	at Stephen F. Austin	L	2-3
M16 #4	SOUTH ALABAMA	W	7-0
M17 #4	SOUTH ALABAMA	L	6-9
M18 #4	SOUTH ALABAMA	W	16-3
M19 #4	CENTRAL MICHIGAN	W	4-3
M21 #4	MINNESOTA	W	7-4
M21 #4	MINNESOTA	W	3-1
M25 #4	#17 TEXAS A&M*	W	9-2
M26 #4	#17 TEXAS A&M*	W	4-3
M26 #4	#17 TEXAS A&M*	W	17-2
M28 #4	ST. FRANCIS (ILL.)	W	7-5
M29 #4	ST. FRANCIS (ILL.)	W	9-4
A1 #4	TEXAS TECH*	L	6-9
A1 #4	TEXAS TECH*	L	4-21
A2 #4	TEXAS TECH*	W	8-2
A5 #3	SOUTHWESTERN	W	10-1
A5 #3	SOUTHWESTERN	W	1-0
A10 #3	at Arkansas*	L	0-1
A10 #3	at Arkansas*	W	12-8
A11 #3	at Arkansas*	L	1-9
A13	DALLAS BAPTIST	L	7-8
A13	DALLAS BAPTIST	L	3-5
A16	TCU*	W	7-3
A16	TCU*	W	6-1
A17	TCU*	W	5-4
A19 #18	STEPHEN F. AUSTIN	L	3-4
A22 #18	at Baylor*	L	5-14
A23 #18	at Baylor*	L	0-3
A23 #18	at Baylor*	L	1-2
A26	TRINITY	W	7-2
A27	LOUISIANA-LAFAYETTE	W	1-0
A29	at #1 Texas*	W	4-3
A30	at #1 Texas*	W	4-3
A30	at #1 Texas*	L	2-12

SWC Tournament – Fayetteville, Ark.

My13	at Arkansas	L	3-4
------	-------------	---	-----

My14	vs. Rice	W	4-2
My15	at Arkansas	L	7-9

1984 (32-23, 6-15 SWC)

Coach Rolan Walton

F18	MARY HARDIN-BAYLOR	W	9-2
F18	MARY HARDIN-BAYLOR	W	5-1
F19	NORTH TEXAS	W	7-1
F19	NORTH TEXAS	W	4-1
F24	CALIFORNIA	W	2-0
F25	CALIFORNIA	L	4-7
F25	CALIFORNIA	W	7-6
F28	at Sam Houston State	L	7-10
F28	at Sam Houston State	L	2-4
F29	SAM HOUSTON STATE	L	6-7
F29	SAM HOUSTON STATE	W	11-7
M3	ST. FRANCIS (ILL.)	W	5-1
M3	ST. FRANCIS (ILL.)	W	4-3
M4	ST. FRANCIS (ILL.)	W	15-14
M7	MCNEESE	W	4-3
M7	MCNEESE	W	6-4
M9	CENTRAL MICHIGAN	W	4-0
M10	CENTRAL MICHIGAN	L	1-2
M10	CENTRAL MICHIGAN	W	6-5
M11	ST. MARY'S (TEXAS)	W	6-5
M12	TEXAS STATE	W	8-1
M12	TEXAS STATE	W	14-4
M14	at Louisiana Tech	W	3-2
M14	at Louisiana Tech	L	4-10
M15	at Centenary	L	9-14
M17	at #5 Rice*	W	2-1
M17	at #5 Rice*	L	1-6
M18	at #5 Rice*	L	4-6
M20	LAMAR	L	1-16
M21	at Lamar	W	8-4
M24	#3 TEXAS*	L	3-4
M24	#3 TEXAS*	L	0-19
M25	#3 TEXAS*	L	10-12
M27	NORTHWESTERN STATE	W	7-1
M27	NORTHWESTERN STATE	W	6-0
M30	at Texas A&M*	L	7-8
M31	at Texas A&M*	L	3-15
M31	at Texas A&M*	L	2-4
A3	SOUTHWESTERN	W	9-2
A4	SOUTHWESTERN	W	11-5
A7	at Texas Tech*	L	10-13
A8	at Texas Tech*	L	6-8
A8	at Texas Tech*	L	5-10
A11	STEPHEN F. AUSTIN	W	8-2
A14	ARKANSAS*	W	6-5
A14	ARKANSAS*	L	4-17
A15	ARKANSAS*	W	4-3
A17	NEW YORK TECH	W	7-4
A20	at TCU*	L	4-9
A21	at TCU*	W	16-3
A21	at TCU*	L	5-6
A24	TRINITY	W	8-6
A27	BAYLOR*	W	6-5
A28	BAYLOR*	W	6-1
A28	BAYLOR*	L	5-10

1985 (44-17, 12-9 SWC)

Coach Rolan Walton

NCAA Central Regional

No. 22 Final Ranking

F15	NORTH TEXAS	W	6-0
F16	NORTH TEXAS	W	19-4
F16	NORTH TEXAS	W	3-0
F20	LOUISIANA-LAFAYETTE	W	2-1
F26	LAMAR	W	10-7
F26	LAMAR	W	10-2
M2	NICHOLLS STATE	W	10-2
M2	NICHOLLS STATE	W	3-2
M3	NICHOLLS STATE	W	17-2
M5 #20	MCNEESE	W	14-6
M5 #20	MCNEESE	W	6-0
M9 #20	MARY HARDIN-BAYLOR	W	3-0
M9 #20	MARY HARDIN-BAYLOR	W	7-2
M10 #20	NEBRASKA-KEARNEY	W	7-0
M10 #20	NEBRASKA-KEARNEY	W	20-2
M11 #20	ST. FRANCIS (ILL.)	L	7-13

M11 #20	ST. FRANCIS (ILL.)	W	10-1
M12 #10	ST. FRANCIS (ILL.)	W	9-2
M12 #10	ST. FRANCIS (ILL.)	W	14-3
M13 #10	KEARNEY STATE	W	5-3
M14 #10	#4 Oklahoma!	L	0-7
M17 #10	NOTRE DAME	W	14-4
M19 #10	TEXAS STATE	W	11-5
M22 #10	#19 TEXAS A&M*	L	7-9
M23 #10	#19 TEXAS A&M*	W	12-8
M23 #10	#19 TEXAS A&M*	W	8-2
M26 #11	SAM HOUSTON STATE	W	6-5
M26 #11	SAM HOUSTON STATE	L	3-9
M29 #11	TEXAS TECH*	W	8-2
M31 #11	TEXAS TECH*	W	13-7
M31 #11	TEXAS TECH*	W	20-3
A2 #13	CORNELL	W	9-8
A2 #13	CORNELL	W	10-3
A5 #13	at #5 Arkansas*	L	12-16
A6 #13	at #5 Arkansas*	L	4-5
A6 #13	at #5 Arkansas*	W	10-9
A9 #13	NEW YORK TECH	W	4-1
A9 #13	NEW YORK TECH	W	12-5
A13 #13	TCU*	W	5-3
A13 #13	TCU*	W	6-5
A14 #13	TCU*	W	3-2
A16 #10	SOUTHWESTERN	L	1-4
A16 #10	SOUTHWESTERN	W	3-0
A19 #10	at #19 Baylor*	L	6-22
A20 #10	at #19 Baylor*	W	10-5
A20 #10	at #19 Baylor*	L	2-3
A23 #14	TRINITY	W	18-0
A26 #14	RICE*	L	3-4 (12)
A27 #14	RICE*	W	3-2
A27 #14	RICE*	W	6-5
My4 #14	at #4 Texas*	L	0-8
My4 #14	at #4 Texas*	L	4-15
My5 #14	at #4 Texas*	L	9-11
MY12 #23	LAMAR	W	13-0
MY12 #23	LAMAR	W	10-6

SWC Tournament – Austin, Texas

My17 #25	at #1 Texas	L	0-5
My18 #25	vs. #10 Baylor	W	5-4
My19 #25	at #1 Texas	L	6-14

Central Regional – Austin, Texas

My23 #22	#21 LSU	W	11-4
My24 #22	at #1 Texas	L	2-9
My25 #22	Lamar	L	9-10

! – Texas-Pan American Tournament (Edinburg, Texas)

1986 (35-23, 8-13 SWC)


Coach Rolan Walton

F15	at St. Mary's (Texas)	W	17-3
F15	at St. Mary's (Texas)	W	6-1
F16	at Southwestern	W	3-1
F16	at Southwestern	W	10-0
F18	MCNEESE	W	9-0
F18	MCNEESE	W	13-3
F19	NEW YORK TECH	W	8-4
F21	at Louisiana-Lafayette!	W	8-6
F22	vs. Texas-Pan American!	W	20-3
F23	vs. #NA Tulane!	L	2-3
F25	ST. MARY'S (TEXAS)	W	4-3
F25	ST. MARY'S (TEXAS)	W	13-2
M1	NORTH TEXAS	W	9-2
M1	NORTH TEXAS	W	14-4
M2	NORTH TEXAS	W	20-0
M5	ST. EDWARD'S	W	5-2
M5	ST. EDWARD'S	W	6-5
M7	CENTRAL MICHIGAN	W	12-10
M7	CENTRAL MICHIGAN	W	9-2
M9	CENTRAL MICHIGAN	W	7-6
M9	#NA WICHITA STATE	L	3-14
M10	#NA WICHITA STATE	W	6-3
M11	at Nicholls State	L	0-2
M11	at Nicholls State	L	2-6
M13	MIAMI (OHIO)	W	9-2
M13	#6 OKLAHOMA STATE	W	4-0
M14	#5 OKLAHOMA STATE	L	9-19
M15	vs. #23 Oklahoma%	L	7-15
M16	#23 OKLAHOMA	L	3-9
M19	SCHREINER	W	7-1

M22	at Texas A&M*	W	15-1
M22	at Texas A&M*	L	1-10
M23	at Texas A&M*	L	1-9
M25	ST. FRANCIS (ILL.)	W	12-5
M26	MINNESOTA	W	8-3
M28	at Texas Tech*	W	12-6
M29	at Texas Tech*	L	9-10
M29	at Texas Tech*	L	8-14
A4	ARKANSAS*	L	6-15
A5	ARKANSAS*	L	2-3
A5	ARKANSAS*	L	6-10
A8	at Sam Houston State	L	1-3
A8	at Sam Houston State	L	1-3
A11	at TCU*	W	7-6
A12	at TCU*	W	7-6
A12	at TCU*	W	4-2
A15	SOUTHWESTERN	W	5-2
A15	SOUTHWESTERN	W	9-3
A18	BAYLOR*	L	0-5
A19	BAYLOR*	L	7-9
A19	BAYLOR*	L	4-5
A23	LOUISIANA-LAFAYETTE	L	0-7
A25	at Rice*	L	5-6
A26	at Rice*	L	0-2
A26	at Rice*	W	7-0
MY2	TEXAS*	L	0-1
MY3	TEXAS*	W	5-3
MY3	TEXAS*	W	4-2

! – Louisiana Classics (Lafayette, La.)

% – Played at Riverside Park (Victoria, Texas)



**DR. BRAGG STOCKTON**  
1987-94  
283-183-4 (.606)

1987 (40-24-1, 11-10)

Coach Bragg Stockton

NCAA Central Regional

No. 14 Final Ranking

F10	Prairie View A&M	W	11-0
F10	Prairie View A&M	W	4-0
F13	at Louisiana-Lafayette	L	6-7
F13	at Louisiana-Lafayette	W	7-2
F14	at Louisiana-Lafayette	L	3-4
F18	PRAIRIE VIEW A&M	W	18-1
F18	PRAIRIE VIEW A&M	W	32-0
F22	NEW YORK TECH	W	10-4
F22	NEW YORK TECH	T	6-6
F23	LAMAR	W	3-2
F23	LAMAR	L	3-4
F28	NORTH TEXAS	W	4-2
F28	NORTH TEXAS	W	27-3
M1	NORTH TEXAS	W	10-0
M3	ST. EDWARD'S	W	8-4
M3	ST. EDWARD'S	W	2-0
M6	TEXAS STATE	L	4-6
M7	WESTERN KENTUCKY	L	1-4 (9)
M7	WESTERN KENTUCKY	L	3-5
M8	WESTERN KENTUCKY	W	6-5
M9	WESTERN KENTUCKY	L	2-3
M10	SAM HOUSTON STATE	W	4-2
M12	ST. FRANCIS (ILL.)	W	12-7
M12	ST. FRANCIS (ILL.)	W	9-5
M14	at #19 Wichita State	L	4-7
M14	at #19 Wichita State	W	12-11
M15	at #19 Wichita State	W	2-1
M16	at Oral Roberts	L	6-8
M17	NEBRASKA-KEARNEY	W	12-6
M20	TEXAS TECH*	L	5-8 (10)
M21	TEXAS TECH*	W	3-2
M21	TEXAS TECH*	L	8-9 (10)
M23	MINNESOTA	L	15-18
M27	at #17 Arkansas*	W	4-3
M28	at #17 Arkansas*	L	3-10
M28	at #17 Arkansas*	L	6-12



Table with columns: Opponent, Location, Date, Score. Includes games like M31 at Sam Houston State, A3 TCU\*, A4 TCU\*, A8 NICHOLLS STATE, A10 at Baylor\*, A11 at Baylor\*, A11 at Baylor\*, A14 TEXAS SOUTHERN, A14 TEXAS SOUTHERN, A17 RICE\*, A18 RICE\*, A18 RICE\*, A21 #18 at Lamar, A21 #18 at Lamar, A24 #18 at #1 Texas\*, A25 #18 at #1 Texas\*, A25 #18 at #1 Texas\*, MY1 #12 TEXAS A&M\*, MY2 #12 TEXAS A&M\*, MY2 #12 TEXAS A&M\*.

SWC Tournament - Austin, Texas
My15 at #1 Texas, My16 vs. Texas A&M, My17 vs. #4 Arkansas

Central Regional - Austin, Texas
My21 vs. Indiana State, My22 vs. Sam Houston State, My23 at #1 Texas, My23 vs. Sam Houston State, My24 at #1 Texas

1988 (33-22-3, 6-14 SWC)
Coach Bragg Stockton

Table with columns: Opponent, Location, Date, Score. Includes games like F13 TEXAS LUTHERAN, F13 TEXAS LUTHERAN, F14 ST. MARY'S (TEXAS), F14 ST. MARY'S (TEXAS), F16 PRAIRIE VIEW A&M, F16 PRAIRIE VIEW A&M, F17 ST. EDWARD'S, F17 ST. EDWARD'S, F20 at Louisiana-Lafayette, F21 at Louisiana-Lafayette, F23 SAM HOUSTON STATE, F25 TEXAS SOUTHERN, F28 NORTH TEXAS, F28 NORTH TEXAS, M5 WESTERN KENTUCKY, M6 WESTERN KENTUCKY, M7 WESTERN KENTUCKY, M9 ST. FRANCIS (ILL.), M10 ST. FRANCIS (ILL.), M10 ST. FRANCIS (ILL.), M12 LOUISIANA-LAFAYETTE, M13 MISSOURI, M14 MISSOURI, M17 DARTMOUTH, M18 DARTMOUTH, M18 CAL-POLY POMONA, M19 CAL-POLY POMONA, M19 CAL-POLY POMONA, M20 NICHOLLS STATE, M22 STEPHEN F. AUSTIN, M22 STEPHEN F. AUSTIN, M25 at Texas Tech\*, M26 at Texas Tech\*, M26 at Texas Tech\*, M29 TEXAS SOUTHERN, A1 ARKANSAS\*, A2 ARKANSAS\*, A2 ARKANSAS\*, A5 UNLV, A8 at TCU\*, A9 at TCU\*, A9 at TCU\*, A12 Texas Southern, A13 at Sam Houston State, A15 BAYLOR\*, A16 BAYLOR\*, A16 BAYLOR\*, A19 at Lamar.

Table with columns: Opponent, Location, Date, Score. Includes games like A22 at Rice\*, A23 at Rice\*, A23 at Rice\*, A26 LAMAR, A30 TEXAS\*, MY1 TEXAS\*, MY1 TEXAS\*, My6 at Texas A&M\*, My7 at Texas A&M\*, My7 at Texas A&M\*.

1989 (43-17, 9-12 SWC)
Coach Bragg Stockton

Table with columns: Opponent, Location, Date, Score. Includes games like F12 TEXAS-ARLINGTON, F12 TEXAS-ARLINGTON, F17 ST. EDWARD'S, F17 ST. EDWARD'S, F18 ST. MARY'S (TEXAS), F18 ST. MARY'S (TEXAS), F21 WESTMONT COLLEGE, F21 WESTMONT COLLEGE, F22 SAM HOUSTON STATE, F23 MCNEESE, F25 TEXAS STATE, F25 TEXAS STATE, F28 TEXAS SOUTHERN, M3 vs. Ohio State!, M3 vs. USC!, M4 at Louisiana-Lafayette!, M7 WESTERN KENTUCKY, M7 WESTERN KENTUCKY, M8 WESTERN KENTUCKY, M11 TEXAS LUTHERAN, M11 TEXAS LUTHERAN, M13 IOWA STATE, M13 IOWA STATE, M14 SOUTHEAST OKLAHOMA ST.W, M15 ST. FRANCIS (ILL.), M16 ST. FRANCIS (ILL.), M17 IOWA STATE, M19 SOUTHEAST OKLAHOMA ST.W, M19 SOUTHEAST OKLAHOMA ST.W, M22 STEPHEN F. AUSTIN, M22 STEPHEN F. AUSTIN, M24 at Arkansas\*, M25 at Arkansas\*, M25 at Arkansas\*, M31 TCU\*, A1 TCU\*, A1 TCU\*, A4 vs. Auburn&, A5 vs. Alabama&, A7 at Baylor\*, A8 at Baylor\*, A8 at Baylor\*, A11 NORTHWOOD INSTITUTE, A15 RICE\*, A16 RICE\*, A16 RICE\*, A18 LAMAR, A21 at Texas\*, A22 at Texas\*, A22 at Texas\*, A25 at Lamar, A25 at Lamar, A28 #2 TEXAS A&M\*, A29 #2 TEXAS A&M\*, A29 #2 TEXAS A&M\*, MY12 TEXAS TECH\*, MY13 TEXAS TECH\*, MY13 TEXAS TECH\*, SWC Tournament - College Station, Texas, My18 at Texas A&M, My19 vs. Arkansas.

! - Louisiana Classics (Lafayette, La.); & - USADiamond Club Classic (Mobile, Ala.)

1990 (44-23, 12-9 SWC)
Coach Bragg Stockton
NCAA South I Regional
No. 21 Final Ranking

Table with columns: Opponent, Location, Date, Score. Includes games like F3 HARDIN-SIMMONS, F3 HARDIN-SIMMONS, F4 HARDIN-SIMMONS, F6 TEXAS SOUTHERN, F7 at Lamar, F14 SAM HOUSTON STATE, F14 SAM HOUSTON STATE, F17 Long Beach State!, F17 UCF!, F18 Illinois!, F18 UCF!, F22 at Stephen F. Austin, F22 at Stephen F. Austin, F23 at McNeese, F24 at Louisiana-Lafayette, M3 WESTERN KENTUCKY, M4 WESTERN KENTUCKY, M5 WESTERN KENTUCKY, M6 TEXAS SOUTHERN, M7 STEPHEN F. AUSTIN, M7 STEPHEN F. AUSTIN, M8 VANDERBILT, M9 CHICAGO STATE, M10 NEW YORK TECH, M10 NEW YORK TECH, M11 NEW YORK TECH, M13 COLORADO STATE, M14 COLORADO STATE, M16 at Texas Tech\*, M17 at Texas Tech\*, M17 at Texas Tech\*, M19 MISSOURI, M21 MISSOURI, M23 #7 ARKANSAS\*, M24 #7 ARKANSAS\*, M24 #7 ARKANSAS\*, M27 LAMAR, M31 at TCU\*, M31 at TCU\*, A1 at TCU\*, A3 PRAIRIE VIEW A&M, A3 PRAIRIE VIEW A&M, A6 BAYLOR, A7 BAYLOR, A7 BAYLOR, A10 at Oklahoma State, A11 at Oklahoma State, A13 at Rice\*, A15 at Rice\*, A15 at Rice\*, A16 at Sam Houston State, A16 at Sam Houston State, A20 #4 TEXAS\*, A21 #4 TEXAS\*, A21 #4 TEXAS\*, A24 at Lamar, A27 at #11 Texas A&M\*, A28 at #11 Texas A&M\*, A28 at #11 Texas A&M\*, SWC Tournament - Austin, Texas, My17 #16 at Texas, My18 #16 vs. Rice, My19 #16 vs. #4 Arkansas, My19 #16 at Texas, South I Regional - Baton Rouge, La., My24 #16 vs. Georgia Tech, My25 #16 vs. #7 USC, My26 #16 vs. Southern Miss, My26 #16 at #6 LSU.

1991 (37-19, 10-11 SWC)
Coach Bragg Stockton

Table with columns: Opponent, Location, Date, Score. Includes games like F6 TEXAS SOUTHERN, F8 TEXAS-ARLINGTON, F9 LOUISIANA-MONROE, F10 MCNEESE.

Table with columns: Opponent, Location, Date, Score. Includes games like F13 SAM HOUSTON STATE, F16 ST. MARY'S (TEXAS), F16 ST. MARY'S (TEXAS), F17 ST. EDWARD'S, F17 ST. EDWARD'S, F20 at Lamar, F23 TEXAS STATE, F23 TEXAS STATE, F24 SAM HOUSTON STATE, F26 at Stephen F. Austin, F26 at Stephen F. Austin, M2 at Texas-Pan American, M3 vs. Central Michigan, M3 at Texas-Pan American, M4 vs. Central Michigan, M6 STEPHEN F. AUSTIN, M6 STEPHEN F. AUSTIN, M9 NORTHWESTERN STATE, M10 NORTHWESTERN STATE, M16 at Louisiana Tech, M16 at Louisiana Tech, M17 at Louisiana Tech, M19 MANKATO STATE, M19 MANKATO STATE, M22 TEXAS TECH\*, M23 TEXAS TECH\*, M29 at Arkansas\*, M30 at Arkansas\*, M30 at Arkansas\*, A2 at Sam Houston State, A7 at TCU\*, A7 at TCU\*, A8 at TCU\*, A10 at Sam Houston State, A12 at Baylor\*, A14 at Baylor\*, A14 at Baylor\*, A16 LOUISIANA-LAFAYETTE, A19 RICE\*, A20 RICE\*, A20 RICE\*, A23 LAMAR, A23 LAMAR, A26 at Texas\*, A27 at Texas\*, A27 at Texas\*, A29 TEXAS SOUTHERN, A30 at Lamar, MY4 TEXAS A&M\*, MY5 TEXAS A&M\*, MY5 TEXAS A&M\*.

# - Played at Edinburg, Texas

1992 (25-28, 13-21 SWC)
Coach Bragg Stockton

Table with columns: Opponent, Location, Date, Score. Includes games like F6 TEXAS SOUTHERN, F8 TEXAS STATE, F9 TEXAS-ARLINGTON, F11 at Lamar, F12 at McNeese, F15 BAYLOR\*, F15 BAYLOR\*, F16 BAYLOR\*, F18 SAM HOUSTON STATE, F21 at Texas A&M\*, F22 at Texas A&M\*, F22 at Texas A&M\*, F25 TEXAS SOUTHERN, F28 TCU\*, F29 TCU\*, F29 TCU\*, M3 LOUISIANA TECH, M6 at Rice\*, M7 at Rice\*, M7 at Rice\*, M9 SAINT LOUIS, M10 MISSISSIPPI, M13 #4 TEXAS\*, M14 #4 TEXAS\*, M14 #4 TEXAS\*, M17 STEPHEN F. AUSTIN.



M20	at Texas Tech*	L	8-9
M21	at Texas Tech*	W	7-1
M21	at Texas Tech*	L	9-10 (10)
<b>M25</b>	<b>MCNEESE</b>	<b>W</b>	<b>17-3</b>
M27	at Baylor*	L	1-5
M28	at Baylor*	W	3-1
M28	at Baylor*	W	7-5
M31	at Lamar	W	6-3
<b>A1</b>	<b>UTSA</b>	<b>L</b>	<b>6-8</b>
A4	at Tulane	L	2-5
A5	at Tulane	W	4-3
A7	at Stephen F. Austin	W	9-4
<b>A10</b>	<b>RICE*</b>	<b>L</b>	<b>1-6</b>
<b>A11</b>	<b>RICE*</b>	<b>L</b>	<b>0-4</b>
<b>A11</b>	<b>RICE*</b>	<b>W</b>	<b>5-4 (15)</b>
A14	at Sam Houston State	L	3-4 (10)
A17	at Texas*	L	3-4
A18	at Texas*	W	4-1
A18	at Texas*	L	0-4
<b>A24</b>	<b>TEXAS A&amp;M*</b>	<b>L</b>	<b>2-4</b>
<b>A25</b>	<b>TEXAS A&amp;M*</b>	<b>W</b>	<b>2-1</b>
<b>A25</b>	<b>TEXAS A&amp;M*</b>	<b>L</b>	<b>1-4</b>
<b>A28</b>	<b>LAMAR</b>	<b>L</b>	<b>10-11</b>
My1	at TCU*	W	5-3
My2	at TCU*	L	2-5
My2	at TCU*	W	2-1
<b>MY15</b>	<b>TEXAS TECH*</b>	<b>W</b>	<b>6-1</b>

1993 (31-24, 3-15 SWC)

Coch Bragg Stockton

<b>F1</b>	<b>UTSA</b>	<b>W</b>	<b>6-5 (7)</b>
<b>F1</b>	<b>UTSA</b>	<b>W</b>	<b>7-1</b>
<b>F4</b>	<b>TEXAS SOUTHERN</b>	<b>W</b>	<b>20-4</b>
<b>F6</b>	<b>STEPHEN F. AUSTIN</b>	<b>W</b>	<b>10-8 (7)</b>
<b>F6</b>	<b>STEPHEN F. AUSTIN</b>	<b>W</b>	<b>13-1 (7)</b>
<b>F7</b>	<b>ST. EDWARD'S</b>	<b>W</b>	<b>12-4</b>
F9	at Stephen F. Austin	W	7-5 (7)
F9	at Stephen F. Austin	W	8-2 (7)
<b>F13</b>	<b>#16 TULANE</b>	<b>W</b>	<b>9-7</b>
<b>F14</b>	<b>#16 TULANE</b>	<b>W</b>	<b>5-3</b>
<b>F15 #20</b>	<b>MCNEESE</b>	<b>L</b>	<b>4-12</b>
<b>F17 #20</b>	<b>HOUSTON BAPTIST</b>	<b>W</b>	<b>10-3</b>
F19 #20	at Texas-Pan American	W	3-1
F20 #20	vs. Prairie View A&M!	W	13-3
F20 #20	at Texas-Pan American	W	6-1
F21 #20	at Texas-Pan American	W	8-1
<b>F23 #17</b>	<b>LAMAR</b>	<b>W</b>	<b>4-2</b>
<b>F26 #17</b>	<b>TEXAS STATE</b>	<b>W</b>	<b>6-4</b>
<b>F27 #17</b>	<b>TEXAS STATE</b>	<b>L</b>	<b>3-4</b>
M4 #15	at Louisiana-Lafayette	W	7-3
M5 #15	vs. Oklahoma State§	L	9-28
M6 #15	vs. Mississippi§	L	2-6
M7 #15	at Louisiana-Lafayette§	L	5-7
<b>M8 #15</b>	<b>ILLINOIS STATE</b>	<b>W</b>	<b>27-5</b>
M13 #15	at #13 Rice*	L	4-17
M14 #15	at #13 Rice*	L	1-2 (7)
M14 #15	at #13 Rice*	L	1-4
<b>M16</b>	<b>SAM HOUSTON STATE</b>	<b>L</b>	<b>5-9</b>
M20	at #1 Texas*	W	4-1 (7)
M20	at #1 Texas*	L	7-8
M21	at #1 Texas*	L	5-8
<b>M23</b>	<b>TEXAS SOUTHERN</b>	<b>W</b>	<b>14-2</b>
<b>M26</b>	<b>TEXAS A&amp;M*</b>	<b>L</b>	<b>3-6</b>
<b>M27</b>	<b>TEXAS A&amp;M*</b>	<b>L10-20 (7)</b>	
<b>M27</b>	<b>TEXAS A&amp;M*</b>	<b>L14-19 (11)</b>	
M30	at Lamar	L	1-7
<b>A2</b>	<b>#12 TEXAS TECH*</b>	<b>L</b>	<b>2-13</b>
<b>A3</b>	<b>#12 TEXAS TECH*</b>	<b>W</b>	<b>3-1</b>
<b>A3</b>	<b>#12 TEXAS TECH*</b>	<b>L</b>	<b>3-4 (6)</b>
A6	at Sam Houston State	W	6-5
<b>A9</b>	<b>TARLETON STATE</b>	<b>W</b>	<b>17-13</b>
<b>A10</b>	<b>TARLETON STATE</b>	<b>W</b>	<b>5-2 (7)</b>
<b>A10</b>	<b>TARLETON STATE</b>	<b>W</b>	<b>9-3 (7)</b>
<b>A13</b>	<b>HOUSTON BAPTIST</b>	<b>W</b>	<b>5-1</b>
A16	at TCU*	L	2-7
A17	at TCU*	W	7-5 (7)
A17	at TCU*	L	6-9
A21	at UTSA	L	5-6
A23	at Oklahoma	W	9-8
A24	at Oklahoma	L	13-14
<b>A26</b>	<b>TEXAS-PAN AMERICAN</b>	<b>W</b>	<b>8-1 (7)</b>
<b>A26</b>	<b>TEXAS-PAN AMERICAN</b>	<b>W</b>	<b>14-3 (7)</b>

<b>MY1</b>	<b>BAYLOR*</b>	<b>L</b>	<b>3-4</b>
<b>MY2</b>	<b>BAYLOR*</b>	<b>L</b>	<b>3-10</b>
<b>MY2</b>	<b>BAYLOR*</b>	<b>L</b>	<b>8-13</b>

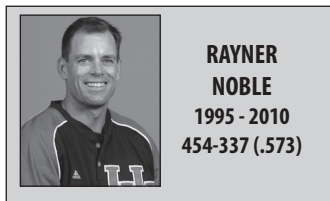
! - Played at Edinburg, Texas;  
§ - at Louisiana Classics (Lafayette, La.)

1994 (30-26, 4-14 SWC)

Coch Bragg Stockton

<b>F5</b>	<b>TEXAS LUTHERAN</b>	<b>W</b>	<b>3-0</b>
<b>F5</b>	<b>TEXAS LUTHERAN</b>	<b>W</b>	<b>4-0</b>
<b>F6</b>	<b>TEXAS WESLEYAN</b>	<b>L</b>	<b>0-11</b>
F8	at Stephen F. Austin	W	1-0
F8	at Stephen F. Austin	W	8-3
F9	at McNeese	W	5-4
<b>F12</b>	<b>TEXAS STATE</b>	<b>W</b>	<b>3-1</b>
<b>F13</b>	<b>TEXAS STATE</b>	<b>W</b>	<b>5-4</b>
<b>F16</b>	<b>UTSA</b>	<b>W</b>	<b>3-2</b>
<b>F16</b>	<b>UTSA</b>	<b>L</b>	<b>3-7</b>
F19	at Louisiana Tech	L	1-2
F19	at Louisiana Tech	W	6-0
F20	at Louisiana Tech	L	5-6
<b>F22</b>	<b>SAM HOUSTON STATE</b>	<b>W</b>	<b>3-2</b>
<b>F26</b>	<b>#7 LSU</b>	<b>L</b>	<b>5-8</b>
<b>F27</b>	<b>#7 LSU</b>	<b>L</b>	<b>2-7</b>
M2	at UTSA	W	10-1
M2	at UTSA	L	2-10
<b>M4</b>	<b>TAMPA</b>	<b>L</b>	<b>2-8</b>
<b>M5</b>	<b>TAMPA</b>	<b>W</b>	<b>11-9</b>
<b>M5</b>	<b>#25 MCNEESE</b>	<b>L</b>	<b>7-18</b>
<b>M7</b>	<b>OKLAHOMA</b>	<b>L</b>	<b>3-7</b>
<b>M8</b>	<b>CREIGHTON</b>	<b>W</b>	<b>9-8 (11)</b>
<b>M9</b>	<b>#14 OKLAHOMA</b>	<b>W</b>	<b>8-3</b>
<b>M11</b>	<b>CREIGHTON!</b>	<b>L</b>	<b>2-5 (11)</b>
<b>M13</b>	<b>INDIANA STATE!</b>	<b>W</b>	<b>11-3</b>
<b>M13</b>	<b>CHICAGO STATE!</b>	<b>W</b>	<b>10-3</b>
<b>M15</b>	<b>STEPHEN F. AUSTIN</b>	<b>W</b>	<b>5-2</b>
<b>M15</b>	<b>STEPHEN F. AUSTIN</b>	<b>W</b>	<b>3-0</b>
<b>M18</b>	<b>#10 RICE*</b>	<b>W</b>	<b>9-8 (10)</b>
<b>M19</b>	<b>#10 RICE*</b>	<b>W</b>	<b>8-7</b>
<b>M19</b>	<b>#10 RICE*</b>	<b>L</b>	<b>6-26</b>
<b>M22</b>	<b>TEXAS SOUTHERN</b>	<b>W</b>	<b>13-2</b>
<b>M25</b>	<b>#5 TEXAS*</b>	<b>L</b>	<b>7-13</b>
<b>M26</b>	<b>#5 TEXAS*</b>	<b>W</b>	<b>7-2</b>
<b>M26</b>	<b>#5 TEXAS*</b>	<b>L</b>	<b>8-17</b>
<b>M29</b>	<b>#21 LAMAR</b>	<b>W</b>	<b>9-5</b>
A1	at #NA Texas A&M*	L	9-15
A2	at #NA Texas A&M*	L	1-2 (8)
A2	at #NA Texas A&M*	W	8-3
A5	Schreiner%	W	11-1
A8	at Texas Tech*	L	3-11
A9	at Texas Tech*	L	4-11
A9	at Texas Tech*	L	8-11
A12	at Sam Houston State	W	6-5
A16	Texas-Pan American§	L	2-7
A17	Texas-Pan American§	W	3-2
A17	Texas-Pan American§	W	4-2
A19	at Lamar	W	3-1
A23	TCU+*	L	4-9
A23	TCU+*	L	4-19
A24	TCU+*	L	2-13
A26	East Texas Baptist%	W	9-2
A30	at Baylor*	L	3-5
My1	at Baylor*	L	2-6
My1	at Baylor*	L	5-6

! - Cougar Classic; % - at Cameron Field, Rice;  
§ - Played at Humble High School (Humble, Texas);  
+ - Played at Olsen Field (College Station, Texas)



**RAYNER NOBLE**  
1995 - 2010  
454-337 (.573)

1995 (26-29, 6-18 SWC)

Coch Rayner Noble

F8	at McNeese	L	1-2
F11	at Texas State	W	5-1
F11	at Texas State	L	4-5
F15	at Texas-Pan American	W	6-0
F15	at Texas-Pan American	L	6-7

F17	at New Orleans!	L	2-8
F18	LSU!	W	4-3
F19	at Tulane!	W	7-6
<b>F22</b>	<b>SAM HOUSTON STATE</b>	<b>W</b>	<b>10-2</b>
<b>F23</b>	<b>TEXAS SOUTHERN</b>	<b>W</b>	<b>12-0</b>
F25	at LSU	L	3-14
F26	at LSU	L	6-13
<b>M1</b>	<b>LOUISIANA TECH</b>	<b>W</b>	<b>15-6</b>
<b>M1</b>	<b>LOUISIANA TECH</b>	<b>W</b>	<b>3-2</b>
<b>M4</b>	<b>MCNEESE</b>	<b>L</b>	<b>1-6</b>
<b>M5</b>	<b>MCNEESE</b>	<b>W</b>	<b>3-2</b>
<b>M5</b>	<b>MCNEESE</b>	<b>W</b>	<b>4-1</b>
<b>M8</b>	<b>UTSA</b>	<b>W</b>	<b>5-4</b>
<b>M10</b>	<b>NORTHWESTERN STATE</b>	<b>L</b>	<b>8-9</b>
<b>M11</b>	<b>NORTHWESTERN STATE</b>	<b>W</b>	<b>2-1</b>
<b>M11</b>	<b>NORTHWESTERN STATE</b>	<b>L</b>	<b>0-2</b>
<b>M14</b>	<b>LAMAR</b>	<b>W</b>	<b>5-4 (10)</b>
<b>M16</b>	<b>RICE*(-)</b>	<b>L</b>	<b>5-8</b>
M17	Texas Tech*&(-)	L	7-9
<b>M18</b>	<b>BAYLOR*(-)</b>	<b>L</b>	<b>1-2</b>
<b>M19</b>	<b>TEXAS*(-)</b>	<b>L</b>	<b>4-5</b>
M21	at UTSA	W	12-7
M24	at Texas*	L	5-6
M25	at Texas*	L	2-5
M25	at Texas*	L	6-13
<b>M28</b>	<b>TEXAS STATE</b>	<b>W</b>	<b>6-1</b>
<b>M28</b>	<b>TEXAS STATE</b>	<b>W</b>	<b>3-2</b>
<b>A1</b>	<b>TEXAS A&amp;M*</b>	<b>L</b>	<b>4-10</b>
<b>A1</b>	<b>TEXAS A&amp;M*</b>	<b>L</b>	<b>5-9</b>
<b>A2</b>	<b>TEXAS A&amp;M*</b>	<b>L</b>	<b>1-4 (10)</b>
<b>A2</b>	<b>TEXAS A&amp;M*</b>	<b>L</b>	<b>0-7</b>
<b>A7</b>	<b>TEXAS TECH*</b>	<b>W</b>	<b>7-6</b>
<b>A8</b>	<b>TEXAS TECH*</b>	<b>L</b>	<b>5-6</b>
<b>A8</b>	<b>TEXAS TECH*</b>	<b>L</b>	<b>9-15</b>
A11	at Sam Houston State	W	2-1
A14	at TCU*	L	3-9
A14	at TCU*	W	17-16(10)
A15	at TCU*	W	7-1
A15	at TCU*	L	4-6
A17	at Texas Southern	W	15-3
A21	at Oklahoma	L	3-4
<b>A25</b>	<b>INCARNATE WORD</b>	<b>L</b>	<b>1-5</b>
<b>A25</b>	<b>INCARNATE WORD</b>	<b>W</b>	<b>7-3</b>
<b>A28</b>	<b>BAYLOR*</b>	<b>L</b>	<b>4-5</b>
<b>A29</b>	<b>BAYLOR*</b>	<b>W</b>	<b>7-5</b>
<b>A29</b>	<b>BAYLOR*</b>	<b>W</b>	<b>5-3</b>
My2	at Lamar	W	13-8
My12	at Rice*	W	7-4
My13	at Rice*	L	3-8
My13	at Rice*	L	6-8

! - Winn-Dixie Showdown (New Orleans);  
\* - SWC First Pitch Tournament;  
& - UH home game played at Rice

1996 (29-28, 9-15 SWC)

Coch Rayner Noble

F13	at McNeese	W	7-1
<b>F14</b>	<b>SAM HOUSTON STATE</b>	<b>L</b>	<b>6-7</b>
<b>F16</b>	<b>TEXAS STATE</b>	<b>W</b>	<b>7-6</b>
<b>F17</b>	<b>TEXAS STATE</b>	<b>W</b>	<b>14-5</b>
<b>F18</b>	<b>TEXAS STATE</b>	<b>L</b>	<b>11-14</b>
<b>F20</b>	<b>LAMAR</b>	<b>W</b>	<b>12-8</b>
<b>F21</b>	<b>TEXAS SOUTHERN</b>	<b>W</b>	<b>18-3</b>
<b>F23</b>	<b>ILLINOIS</b>	<b>L</b>	<b>4-8</b>
<b>F24</b>	<b>ILLINOIS</b>	<b>W</b>	<b>7-4</b>
<b>F25</b>	<b>ILLINOIS</b>	<b>W</b>	<b>8-6 (10)</b>
F27	at Houston Baptist	L	1-5
<b>M2</b>	<b>MICHIGAN</b>	<b>W</b>	<b>11-4</b>
<b>M3</b>	<b>MICHIGAN</b>	<b>W</b>	<b>5-4</b>
<b>M4</b>	<b>MICHIGAN</b>	<b>W</b>	<b>11-4</b>
<b>M5</b>	<b>MICHIGAN</b>	<b>W</b>	<b>9-4</b>
<b>M6</b>	<b>MCNEESE</b>	<b>L</b>	<b>7-14</b>
<b>M8</b>	<b>#21 UCF</b>	<b>W</b>	<b>9-5</b>
<b>M9</b>	<b>#21 UCF</b>	<b>W</b>	<b>8-3</b>
<b>M10</b>	<b>#21 UCF</b>	<b>L</b>	<b>1-5</b>
M12	at Lamar	L	8-9
<b>M14</b>	<b>RICE*(-)</b>	<b>L</b>	<b>3-9</b>
<b>M15</b>	<b>TEXAS TECH*(-)</b>	<b>L</b>	<b>5-14</b>
<b>M16</b>	<b>BAYLOR*(-)</b>	<b>W</b>	<b>7-5</b>
<b>M17</b>	<b>TEXAS*(-)</b>	<b>L</b>	<b>7-22</b>
M19	at Louisiana-Lafayette	W	5-3
M22	at Texas A&M*	W	15-13

M23	at Texas A&M*	L	8-11
M23	at Texas A&M*	L	4-5
M24	at Texas A&M*	L	3-11
M29	at Oklahoma	L	6-7
M30	at Oklahoma	W	9-3
M31	at Oklahoma	L	6-7
<b>A2</b>	<b>LAMAR</b>	<b>W</b>	<b>5-2</b>
<b>A6</b>	<b>#20 TEXAS*</b>	<b>L</b>	<b>1-6</b>
<b>A6</b>	<b>#20 TEXAS*</b>	<b>L</b>	<b>5-10</b>
<b>A7</b>	<b>#20 TEXAS*</b>	<b>L</b>	<b>3-11</b>
<b>A8</b>	<b>TEXAS SOUTHERN</b>	<b>W</b>	<b>8-6</b>
A9	at Sam Houston State	W	20-5
A12	at Baylor*	L	3-8
A13	at Baylor*	W	2-0
A13	at Baylor*	L	12-13
A16	at Wichita State	L	3-13
A17	at Wichita State	L	3-6
<b>A19</b>	<b>TCU*</b>	<b>W</b>	<b>9-2</b>
<b>A20</b>	<b>TCU*</b>	<b>W</b>	<b>5-2</b>
<b>A20</b>	<b>TCU*</b>	<b>W</b>	<b>10-9</b>
<b>A21</b>	<b>TCU*</b>	<b>L</b>	<b>4-14</b>
<b>A23</b>	<b>LOUISIANA-LAFAYETTE</b>	<b>W</b>	<b>3-2 (10)</b>
A26	at Texas Tech*	L	1-11
A27	at Texas Tech*	W	5-1
A27	at Texas Tech*	L	2-9
A30	at Lamar	W	8-7
<b>MY10</b>	<b>RICE*</b>	<b>L8-16 (13)</b>	
<b>MY11</b>	<b>RICE*</b>	<b>W</b>	<b>3-2</b>
<b>MY11</b>	<b>RICE*</b>	<b>W</b>	<b>4-3</b>

SWC Tournament - Lubbock, Texas

My15	at Texas Tech	L	5-11
My16	vs. Texas A&M	L	10-12

-- SWC First Pitch Tournament

1997 (40-23, 19-8 C-USA)

Coch Rayner Noble  
C-USA Tournament Champions  
NCAA South I Regional

F8	at #4 Rice	W	16-12
<b>F9</b>	<b>#4 RICE</b>	<b>L</b>	<b>8-11</b>
<b>F11</b>	<b>MCNEESE</b>	<b>W</b>	<b>10-6</b>
F15	at Northwestern State	L	4-5
F16	at		



Table with columns: Year, Game Number, Opponent, Result, Score. Includes games A23-#21 SAM HOUSTON STATE W 7-0 to My11 at Cincinnati\* W 14-5.

C-USA Championship - New Orleans, La. Table with columns: Year, Opponent, Result, Score. Includes My14 vs. Saint Louis W 13-4 to My18 vs. Charlotte W 22-7.

South I Regional - Baton Rouge, La. Table with columns: Year, Game Number, Opponent, Result, Score. Includes My22-#24 vs. #18 South Alabama L 6-12 to My23-#24 vs. UNC-Greensboro L 5-9.

1998 (34-25, 21-6 C-USA)

Coach Rayner Noble

Table of 1998 season results. Columns: Year, Game Number, Opponent, Result, Score. Includes F7 vs. Washington State^ L 5-17 to MY10 MEMPHIS\* W 9-3.

C-USA Championship - New Orleans, La. Table with columns: Year, Opponent, Result, Score. Includes My13 vs. Memphis W 3-2 to My15 vs. Southern Miss L 5-6.

1999 (40-24, 20-7 C-USA)

Coach Rayner Noble
C-USA Champions
NCAA Houston Regional
No. 24 Final Ranking

Table of 1999 season results. Columns: Year, Game Number, Opponent, Result, Score. Includes F3 SAM HOUSTON STATE W 11-2 to My16 at USF\* L 2-5.

C-USA Championship - Millington, Tenn. Table with columns: Year, Opponent, Result, Score. Includes My19 vs. Saint Louis W 14-4 to My23 vs. #21 Tulane L 9-12.

Houston Regional - Cougar Field Table with columns: Year, Game Number, Opponent, Result, Score. Includes MY28 #18 TEXAS STATE W 6-4 to MY30 #18 LOUISIANA-LAFAYETTE L 8-19.

! - Adam's Mark/Houston Invitational (Cougar Field); ^ - Moores' Cup; \$ - Silver Glove Series

2000 (48-18, 21-4 C-USA)
Coach Rayner Noble
NCAA Houston Super Regional
NCAA Houston Regional Champions
C-USA Tournament Champions
C-USA Regular-Season Champions
No. 11 Final Ranking

Table of 2000 season results. Columns: Year, Game Number, Opponent, Result, Score. Includes F4 #6 at #12 Texas L 1-2 (11) to My14 #8 at Southern Miss\* W 7-5.

C-USA Championship - St. Petersburg, Fla. Table with columns: Year, Opponent, Result, Score. Includes My17 #6 vs. Louisville W 4-3 to My21 #6 vs. Cincinnati W 7-4 (10).

Houston Regional - Cougar Field Table with columns: Year, Game Number, Opponent, Result, Score. Includes MY26 #6 PRINCETON W 7-6 to MY28 #6 RICE L 4-5.

Houston Super Regional - Cougar Field Table with columns: Year, Game Number, Opponent, Result, Score. Includes J2 #6 SAN JOSE STATE L 3-5 to J4 #6 SAN JOSE STATE L 2-3.

! - Houston Hilton Plaza Invitational (Cougar Field); \$ - Silver Glove Series

2001 (29-30, 20-7 C-USA)
Coach Rayner Noble
NCAA Houston Regional

Table of 2001 season results. Columns: Year, Opponent, Result, Score. Includes F2 Baylor! L 7-16 to My13 at USF\* W 12-2.

C-USA Championship - New Orleans, La. Table with columns: Year, Opponent, Result, Score. Includes My16 vs. Southern Miss L 2-6 to My17 vs. Louisville L 5-6.

Houston Regional - Reckling Park Table with columns: Year, Opponent, Result, Score. Includes My25 vs. Baylor L 1-7 to My26 vs. Texas-Arlington L 6-7.

! - Astros College Classic (Houston; Enron Field); ^ - Moores' Cup; \$ - Silver Glove Series

2002 (48-17, 22-7 C-USA)
Coach Rayner Noble
NCAA Austin Super Regional
NCAA Mesa Regional Champions
C-USA Regular-Season Champions
No. 9 Final Ranking

Table of 2002 season results. Columns: Year, Opponent, Result, Score. Includes F8 #16 Baylor^ W 3-2 to F20 #17 BAYLOR W 10-4.



F22	#3 LSU	W	11-3
F23	#3 LSU	L	4-8
F24	#3 LSU	W	12-11
M1	#25 #8 Cal State Fullerton%	W	7-3
M2	#25 #17 USC%	W	9-4
M3	#25 #6 Miami%	W	8-6
M8	#10 at #27 Louisiana-Lafayette	W	5-2
M9	#10 at #27 Louisiana-Lafayette	W	7-3
M10	#10 at #27 Louisiana-Lafayette	W	9-8
M12	#8 MCNEESE	W	7-6
M15	#8 at UAB*	W	3-2
M16	#8 at UAB*	W	5-1
M17	#8 at UAB*	L	2-6
M19	#7 at #4 Rice\$	L	3-7
M20	#7 #4 RICE\$	L	1-3 (11)
M22	#7 #35 TULANE*	W	8-0
M23	#7 #35 TULANE*	W	11-1
M24	#7 #35 TULANE*	W	11-3
M26	#5 FRESNO STATE	W	11-0
M29	#5 at #34 Southern Miss*	W	3-2 (10)
M30	#5 at #34 Southern Miss*	L	4-8
M31	#5 at #34 Southern Miss*	W	7-6 (13)
A2	#5 #3 RICE\$	W	1-0
A5	#5 at East Carolina*	L	4-5
A6	#5 at East Carolina*	L	4-11
A7	#5 at East Carolina*	W	7-3
A9	#7 #18 TEXAS A&M	W	10-2
A12	#7 MEMPHIS*	W	15-1
A13	#7 MEMPHIS*	W	15-3
A14	#7 MEMPHIS*	W	16-6
A16	#7 at Rice\$	L	5-7
A19	#7 CINCINNATI*	W	10-2
A20	#7 CINCINNATI*	L	10-11(12)
A21	#7 CINCINNATI*	W	10-1
A24	#10 SAM HOUSTON STATE	W	6-1
A26	#10 at Saint Louis*	W	7-3
A28	#10 at Saint Louis*	W	9-5
A30	#8 UTSA	W	5-2
MY3	#8 USF*	L	9-10
MY4	#8 USF*	L	2-9
MY5	#8 USF*	W	11-1
My10	#11 at Charlotte*	W	9-1
My11	#11 at Charlotte*	W	8-4
My12	#11 at Charlotte*	W	3-2
My14	#9 at #14 Baylor	W	5-4
MY16	#9 TCU*	W	2-0
MY18	#9 TCU*	W	4-2
MY18	#9 TCU*	W	6-1
C-USA Championship – Kinston, N.C.			
My21	#6 vs. Saint Louis	W	5-0
My23	#6 vs. #32 Southern Miss	W	7-1
My25	#6 vs. Tulane	W	7-2
My26	#6 vs. East Carolina	L	0-4
Mesa Regional – Mesa, Ariz.			
My31	#7 vs. #34 New Mexico St.	W	9-0
J1	#7 at #15 Arizona State	W	8-4
J2	#7 at #15 Arizona State	W	8-3
Austin Super Regional – Austin, Texas			
J7	#6 at #3 Texas	W	2-0
J8	#6 at #3 Texas	L	2-17
J9	#6 at #3 Texas	L	2-5
^ – Houston College Classic (Astron Field); & – Lone Star Classic (Round Rock, Texas); % – Kia Bash (Fullerton, Calif.); \$ – Silver Glove Series			
2003 (37-30, 18-12 C-USA) Coach Rayner Noble NCAA Houston Super Regional NCAA College Station Regional Champions No. 16 Final Ranking			
F7	#6 vs. UC Santa Barbara!	L	2-4 (12)
F8	#6 at #43 Pepperdine!	W	2-0
F9	#6 vs. #47 Washington!	L	1-4
F14	#13 vs. #10 Baylor@	L	4-14
F15	#13 vs. Alabama@	W	7-2
F16	#13 vs. Texas A&M@	L	2-4
F18	#20 #2 RICE\$	L	0-3
F22	#20 at #12 LSU	W	7-2
F23	#20 at #12 LSU	L	2-5
F28	LOUISIANA-LAFAYETTE	W	3-2
M1	LOUISIANA-LAFAYETTE	W	8-0
M2	LOUISIANA-LAFAYETTE	W	5-1
M4	at #1 Rice	L	3-4
M7	NORTHWESTERN STATE	L	0-2

M8	NORTHWESTERN STATE	W	2-1
M9	NORTHWESTERN STATE	L	4-6
M11	at #8 Baylor	L	4-15
M14	EAST CAROLINA*	L	0-1 (12)
M15	EAST CAROLINA*	W	2-1
M16	EAST CAROLINA*	L	5-7 (10)
M19	#1 RICE\$	L	6-7 (11)
M21	at Cincinnati*	W	13-2
M22	at Cincinnati*	W	13-6
M23	at Cincinnati*	W	16-3
M25	at Sam Houston State	W	7-3
M28	at TCU*	W	5-2
M29	at TCU*	L	2-5
M30	at TCU*	W	6-5
A1	at Rice\$	L	0-11
A4	#31 UAB*	W	4-3
A5	#31 UAB*	W	2-1
A6	#31 UAB*	W	3-2
A8	TEXAS STATE	W	14-6
A11	at Tulane*	L	1-2
A12	at Tulane*	L	2-4
A13	at Tulane*	L	1-5
A16	#1 RICE\$	W	5-1
A18	SAINT LOUIS*	W	8-2
A19	SAINT LOUIS*	W	8-5
A20	SAINT LOUIS*	W	4-1
A22	at Texas State	W	7-3
A26	at USF*	W	5-3 (10)
A26	at USF*	L	7-10
A27	at USF*	W	12-7 (10)
A29	UTSA	W	8-6
A30	at #20 Baylor	L	4-5 (10)
MY2	LOUISVILLE*	W	8-3
MY3	LOUISVILLE*	L	6-8
MY4	LOUISVILLE*	W	9-7
My9	* at Memphis	L	1-4
My10	* at Memphis	W	11-8
My11	* at Memphis	L	6-9
My13	at #9 Texas A&M	W	8-6
MY15	#17 SOUTHERN MISS*	L	11-19
MY16	#17 SOUTHERN MISS*	W	6-5
MY17	#17 SOUTHERN MISS*	L	3-15
C-USA Championship – New Orleans, La.			
My21	vs. East Carolina	W	2-1
My22	vs. #15 Southern Miss	L	2-7
My23	vs. East Carolina	L	0-5
College Station Regional – College Station, Texas			
My30	vs. #23 Alabama	L	3-9
My31	vs. Oral Roberts	W	4-2
My31	vs. #23 Alabama	W	16-8
J1	at #10 Texas A&M	W	7-6
J1	at #10 Texas A&M	W	7-6 (10)
Houston Super Regional – Reckling Park			
J7	#17 at #1 Rice	W	5-2
J8	#17 at #1 Rice	L	2-10
J9	#17 at #1 Rice	L	2-5
! – Battle at the Beach (Malibu, Calif.); @ – Minute Maid Park College Classic (Houston; Minute Maid Park); \$ – Silver Glove Series			
2004 (30-29, 19-11 C-USA) Coach Rayner Noble			
F13	vs. Kansas State!	W	12-4
F14	vs. Texas Tech!	L	7-12 (11)
F15	vs. #4 Texas!	L	5-6
F17	at #1 Rice\$	L	4-8
F20	#14 CAL STATE FULLERTONW	3-2	
F21	#14 CAL STATE FULLERTONL	0-11	
F22	#14 CAL STATE FULLERTONL	4-9	
F27	#8 LONG BEACH STATE	L	1-6
F28	#8 LONG BEACH STATE	L	1-4
F29	#8 LONG BEACH STATE	W	4-2
M2	#25 BAYLOR	W	10-4
M5	at #1 LSU	L	3-9
M6	at #1 LSU	W	10-5
M7	at #1 LSU	L	2-8
M9	#12 TEXAS A&M	L	7-8
M11	vs. San Diego State%	L	0-4
M13	vs. San Diego%	L	6-11
M14	vs. UCLA%	W	7-6
M16	#3 RICE\$	W	3-2
M19	at #18 Southern Miss*	L	3-8

M20	at #18 Southern Miss*	W	10-6
M21	at #18 Southern Miss*	L	3-4
M23	vs. Texas Tech^	L	11-12
M26	TCU*	L	0-1
M27	TCU*	W	9-2
M28	TCU*	L	7-18
M30	at #4 Rice\$	L	3-8
A2	at UAB*	W	9-3
A3	at UAB*	W	8-0
A4	at UAB*	W	5-2
A7	#4 RICE\$	L	3-4
A9	CHARLOTTE*	W	11-4
A10	CHARLOTTE*	W	6-4
A10	CHARLOTTE*	L	3-5
A13	at #13 Texas A&M	L	1-8
A16	at Saint Louis*	L	3-4
A17	at Saint Louis*	W	7-3
A18	at Saint Louis*	W	9-3
A20	at UTSA	W	16-8
A23	CINCINNATI*	W	17-0
A24	CINCINNATI*	W	7-6
A25	CINCINNATI*	W	6-3
A27	SAM HOUSTON STATE	W	10-5
A30	at #7 East Carolina*	L	10-11
My1	at #7 East Carolina*	L	3-5
My2	at #7 East Carolina*	L	5-9
MY7	MEMPHIS*	W	9-2
MY8	MEMPHIS*	W	6-2
MY9	MEMPHIS*	W	8-6
My15	at Louisville*	W	12-2
My15	at Louisville*	L	5-7
My16	at Louisville*	W	8-4
MY20	#11 TULANE*	W	3-2
MY21	#11 TULANE*	W	3-2
MY22	#11 TULANE*	L	4-5
C-USA Championship – Houston, Texas (Cougar Field)			
MY26	TCU	W	9-5
MY27	#4 EAST CAROLINA	W	6-5
MY29	TCU	L	3-8
MY29	TCU	L	4-5
! – Minute Maid Park College Classic (Houston; Minute Maid Park); \$ – Silver Glove Series; % – Aztec Invitational at PETCO Park (San Diego, Calif.); ^ – Played at First American Bank Ballpark (Midland, Texas)			
2005 (29-30, 16-13 C-USA) Coach Rayner Noble			
F11	vs. #10 Baylor!	L	6-8
F12	vs. #23 Oklahoma State!	L	2-3
F13	vs. #9 Texas A&M!	W	6-1
F15	#10 RICE\$	L	6-7 (10)
F18	PEPPERDINE	W	5-3
F19	PEPPERDINE	L	3-6
F20	PEPPERDINE	L	12-18
F22	at #7 Rice\$	L	3-4 (10)
F25	#2 LSU	W	2-1
F27	#2 LSU	L	5-11
F27	#2 LSU	L	1-8
M4	LOYOLA MARYMOUNT	L	4-7
M5	LOYOLA MARYMOUNT	W	6-2
M6	LOYOLA MARYMOUNT	W	8-3
M8	SAM HOUSTON STATE	W	4-0
M11	at #35 Long Beach St.	W	2-1
M12	at #35 Long Beach St.	L	1-5
M13	at #35 Long Beach St.	L	4-5
M18	at Memphis*	W	6-0
M19	at Memphis*	L	6-9
M20	at Memphis*	W	11-1
M22	#14 TEXAS A&M	L	2-9
M25	#31 UAB*	W	9-6
M26	#31 UAB*	L	4-7 (10)
M27	#31 UAB*	W	8-1
M29	#13 RICE\$	L	2-6
A3	at Cincinnati*	L	1-2
A3	at Cincinnati*	W	14-1
A5	at #15 Baylor	W	9-3
A8	LOUISVILLE*	W	5-1
A9	LOUISVILLE*	L	2-3
A10	LOUISVILLE*	L	6-10
A15	at #1 Tulane*	W	6-4
A16	at #1 Tulane*	L	4-5
A17	at #1 Tulane*	L	2-7
A19	at Sam Houston State	W	6-2
A22	USF*	L	2-6

A23	USF*	W	8-2
A24	USF*	W	3-2
A26	at #14 Rice\$	L	9-10
A29	at #28 TCU*	L	2-7
A30	at #28 TCU*	L	6-9
My1	at #28 TCU*	W	6-1
MY3	TEXAS SOUTHERN	W	6-5
MY6	SAINT LOUIS*	W	8-6
MY7	SAINT LOUIS*	W	2-1 (13)
MY8	SAINT LOUIS*	W	8-2
My10	at Texas A&M	L	6-7
My13	at Charlotte*	W	7-5
My14	at Charlotte*	L	7-8 (12)
My15	at Charlotte*	W	6-5 (11)
MY17	#11 RICE\$	W	3-2
MY19	#30 SOUTHERN MISS*	L	5-10
MY20	#30 SOUTHERN MISS*	W	11-7
MY21	#30 SOUTHERN MISS*	L	7-11
C-USA Championship – Hattiesburg, Miss.			
My25	vs. East Carolina	L	5-6
My26	vs. UAB	W	7-5
My27	vs. East Carolina	W	6-4
My28	vs. #1 Tulane	L	1-10
! – Minute Maid Park College Classic (Houston; Minute Maid Park); \$ – Silver Glove Series			
2006 (39-22, 18-6 C-USA) Coach Rayner Noble NCAA Norman Regional No. 21 Final Ranking			
F7	UTSA	W	11-10 (10)
F10	vs. #7 Texas!	L	1-3
F11	vs. #21 TCU!	L	4-6
F12	vs. Texas Tech!	W	5-1
F14	STEPHEN F. AUSTIN	W	8-1
F17	at #23 Arizona State	L	3-4
F18	at #23 Arizona State	L	1-11
F19	at #23 Arizona State	L	6-8
F24	MONMOUTH	W	3-1
F25	MONMOUTH	W	9-1
F26	MONMOUTH	W	6-0
F28	at Lamar	L	4-5
M3	at #8 LSU	W	5-3
M4	at #8 LSU	L	0-7
M5	at #8 LSU	L	3-5
M7	LAMAR	W	4-3
M10	at UC Irvine	W	3-2
M11	at UC Irvine	W	7-3
M12	at UC Irvine	L	2-3
M14	#18 BAYLOR	W	5-3
M17	SAN DIEGO	L	4-9
M18	SAN DIEGO	L	0-2
M19	SAN DIEGO	W	3-2
M21	TEXAS A&M	L	2-3
M24	MARSHALL*	W	7-0
M25	MARSHALL*	W	4-1
M26	MARSHALL*	W	15-1 (7)
M31	at East Carolina*	W	4-3
A1	at East Carolina*	W	13-4
A2	at East Carolina*	L	0-3
A4	MCNEESE	W	12-8
A7	#18 TULANE*	W	8-4
A8	#18 TULANE*	L	4-8
A9	#18 TULANE*	W	5-3
A11	#25 at McNeese	W	11-1
A14	#25 at #22 Southern Miss*	W	24-7
A15	#25 at #22 Southern Miss*	W	13-5
A16	#25 at #22 Southern Miss*	L	7-14
A18	#19 at Texas A&M	W	9-6
A21	#19 MEMPHIS*	W	3-2
A22	#19 MEMPHIS*	W	7-1
A23	#19 MEMPHIS*	W	8-7 (16)
A26	#13 SAM HOUSTON STATE	W	4-3
A28	#13 at UAB*	W	7-2
A29	#13 at UAB*	L	4-7
A29	#13 at UAB*	W	9-4
My2	#10 at Stephen F. Austin	L	2-3
MY5	#10 UCF*	W	10-5
MY6	#10 UCF*	W	6-2
MY7	#10 UCF*	W	5-2
My12	#10 at #1 Rice*\$	W	3-0
My13	#10 at #1 Rice*\$	L	4-7
My14	#10 at #1 Rice*\$	L	3-13 (7)
My16	#11 at Sam Houston State	W	10-4
C-USA Championship – Houston, Texas (Reckling Park)			



My24 #11 vs. Marshall W 9-1
My25 #11 vs. East Carolina W 6-1
My27 #11 vs. #11 Tulane W 6-0
My28 #11 at #1 Rice L 5-11

Norman Regional - Norman, Okla.
J2 #11 vs. #30 Wichita State L 1-2
J3 #11 at #13 Oklahoma W 6-8
! - Houston College Classic (Houston; Minute Maid Park);
§ - Silver Glove Series

2007 (28-28, 12-12 C-USA)

Coach Rayner Noble

F6 STEPHEN F. AUSTIN W 15-6
F9 vs. #20 Baylor! W 4-2
F10 vs. Texas A&M! L 2-3
F11 vs. Arizona State! L 1-11
F13 SAM HOUSTON STATE W 16-9
F16 UC IRVINE L 7-9
F17 UC IRVINE L 6-15
F18 UC IRVINE L 5-11
F20 MCNEESE W 12-4
F22 vs. UTSA^ L 12-10
F23 vs. Dallas Baptist^ L 5-7
F24 vs. Texas-Arlington^ W 8-3
F27 at UTSA L 3-4
M2 NORTHWESTERN STATE W 7-5
M3 NORTHWESTERN STATE L 2-8
M4 NORTHWESTERN STATE L 5-6
M6 LAMAR W 7-1
M9 PRINCETON W 5-0
M10 PRINCETON W 20-1
M11 PRINCETON W 8-3
M16 at #22 San Diego L 1-8
M17 at #22 San Diego L 4-5
M18 at #22 San Diego L 3-8
M23 at UCF\* W 10-2
M24 at UCF\* W 3-0
M25 at UCF\* W 7-2
M27 at Lamar W17-10 (10)
A3 at Baylor L 6-12
A6 UAB\* L 5-10
A7 UAB\* W 10-4
A8 UAB\* W 10-3
A10 at Stephen F. Austin W 4-0
A13 #5 RICE\*\$ W 5-2
A14 #5 RICE\*\$ L 0-12
A15 #5 RICE\*\$ L 6-11
A17 at #11 Texas A&M L 3-8
A20 at #23 Tulane\* W 7-0
A21 at #23 Tulane\* W 2-1
A22 at #23 Tulane\* W 6-4
A24 #28 vs. UTSA% W 5-2
A27 #28 \* at Marshall L 11-12
A28 #28 \* at Marshall W 8-2
A29 #28 \* at Marshall L 4-10
My1 at McNeese W 5-4
MY4 EAST CAROLINA\* L 1-3
MY5 EAST CAROLINA\* L 3-6
MY6 EAST CAROLINA\* L 2-9
My11 at Memphis\* W 11-7
My12 at Memphis\* L 10-16
My13 at Memphis\* W 10-5
My15 at Sam Houston State W 6-4
MY17 SOUTHERN MISS\* L 0-6
MY18 SOUTHERN MISS\* L 0-4
MY19 SOUTHERN MISS\* L 2-7

C-USA Championship - Greenville, N.C.
My 23 vs. Memphis L 4-12
My 24 vs. UCF L 0-1
! - Minute Maid Park College Classic (Houston; Minute Maid Park);
^ - Southwest Diamond Classic (Frisco, Texas);
% - Played at Riverside Park (Victoria, Texas)
§ - Silver Glove Series

2008 (42-24, 14-10 C-USA)

Coach Rayner Noble

NCAA College Station Regional C-USA Tournament Champions Final Ranking: No. 30

F22 PACIFIC W 3-1
F23 PACIFIC L 3-4
F24 PACIFIC W 10-9
F26 TEXAS STATE W 8-1
F27 at #6 Rice\$ L 11-12
F29 vs. Texas Tech! W 5-4

M1 vs. Oklahoma! L 5-8 (10)
M2 vs. #3 Texas! L 7-8 (10)
M4 LOUISIANA-LAFAYETTE W 14-6
M5 SACRED HEART W 9-8
M7 UC SANTA BARBARA W 4-1
M8 UC SANTA BARBARA L 7-9
M9 UC SANTA BARBARA W 4-2
M11 STEPHEN F. AUSTIN W 5-4
M12 at Sam Houston State W 14-8
M14 SAN FRANCISCO W 8-3
M15 SAN FRANCISCO L 4-6 (10)
M16 SAN FRANCISCO W 10-8
M21 at #23 East Carolina\* W 14-2
M22 at #23 East Carolina\* L 5-14
M23 at #23 East Carolina\* W 8-5
M25 at McNeese W 11-1
M26 #12 RICE\$ W 8-5
M28 at San Diego State L 0-8
M29 at San Diego State L 6-7
M30 at San Diego State L 6-9
A4 #25 UCF\* W 5-3
A5 #25 UCF\* W 10-1
A6 #25 UCF\* W 14-7
A8 #8 TEXAS A&M L 6-13
A9 at Texas State W 15-9
A11 TULANE\* W 4-3
A12 TULANE\* L 5-7
A13 TULANE\* W 11-7
A15 at Stephen F. Austin W 5-0
A16 SAM HOUSTON STATE\* W 9-6
A18 at UAB\* L 9-10
A19 at UAB\* L 4-9
A20 at UAB\* W 10-4
A22 MCNEESE W 7-4
A25 at Southern Miss\* L 9-12
A26 at Southern Miss\* L 3-4
A27 at Southern Miss\* L 6-7
A29 at Lamar W 3-2
A30 UTSA L 9-11
MY2 MEMPHIS\* W 7-4
MY3 MEMPHIS\* W 7-4
MY4 MEMPHIS\* W 5-4
My9 at #5 Rice\*\$ L 6-13
My 10 at #5 Rice\*\$ L 1-8
My 11 at #5 Rice\*\$ L 6-12
My 13 at UTSA W 14-4 (7)
MY 15 MARSHALL\* W 6-2
MY 16 MARSHALL\* W 7-3
MY 17 MARSHALL\* W 10-5

C-USA Championship - New Orleans, La.
My 21 vs. #28 East Carolina W 5-4
My 23 vs. UAB L 4-5
My 23 vs. #28 East Carolina W 2-1
My 24 vs. UAB W 10-5
My 24 vs. UAB W 3-1
My 25 vs. Marshall W 3-2
College Station Regional - College Station, Texas
My30 vs. Dallas Baptist W 9-5
My 31 at #9 Texas A&M L 4-22
J1 vs. UIC W 14-11 (11)
J1 at #9 Texas A&M W 4-3
J2 at #9 Texas A&M L 5-13
! - Minute Maid Park College Classic (Houston; Minute Maid Park);
§ - Silver Glove Series

2009 (27-31, 13-11 C-USA)

Coach Rayner Noble

F20 KANSAS STATE L 2-16
F21 KANSAS STATE L 2-9
F22 KANSAS STATE W 3-2 (10)
F24 at Stephen F. Austin W 7-5
F25 at #9 Rice\$ L 2-9
F27 vs. #6 Baylor! L 2-3
F28 vs. #5 UC Irvine! L 7-13
M1 vs. #1 Texas A&M! L 3-5
M3 at Louisiana-Lafayette L 1-6
M4 UTSA L 8-14
M6 #17 CAL POLY L 5-13
M7 #17 CAL POLY L 9-13
M8 #17 CAL POLY W 3-2
M10 SAM HOUSTON STATE L 16-18
M13 at Pacific L 1-13
M14 at Pacific L 6-7
M15 at Pacific L 2-10
M17 at #29 Lamar W 4-2

M18 #10 RICE\*\$ L 1-8
M20 UAB\* W 5-1
M21 UAB\* W 6-5
M22 UAB\* L 2-10
M24 LOUISIANA-LAFAYETTE W 6-4
M27 at Tulane\* L 2-6
M28 at Tulane\* W 4-1
M29 at Tulane\* W 4-3
A1 at UTSA W 14-7
A3 TEXAS-PAN AMERICAN W 15-2
A4 TEXAS-PAN AMERICAN W 8-2
A5 TEXAS-PAN AMERICAN W 15-3
A7 at #15 Texas A&M W 9-2
A10 SOUTHERN MISS\* L 8-13
A11 SOUTHERN MISS\* L 1-3
A12 SOUTHERN MISS\* W 4-3
A14 at Sam Houston State L 2-11
A17 at Memphis\* W 1-0
A18 at Memphis\* L 1-3
A19 at Memphis\* W 8-5
A21 STEPHEN F. AUSTIN L 7-11
A22 LAMAR L 3-12
A24 at Marshall\* W 7-0
A25 at Marshall\* W 12-4
A26 at Marshall\* W 9-8 (10)
A29 at McNeese W 6-3
MY1 #2 RICE\*\$ W 7-4
MY2 #2 RICE\*\$ L 5-7
MY3 #2 RICE\*\$ L 5-6
MY5 MCNEESE W 12-2
MY8 #22 EAST CAROLINA\* W 5-4
MY9 #22 EAST CAROLINA\* L 2-12
MY10 #22 EAST CAROLINA\* L 6-13
My14 at UCF\* L 4-8
My15 at UCF\* W 6-3
My16 at UCF\* L 1-4

C-USA Championship - Hattiesburg, Miss.
My20 vs. UAB L 3-8
My21 vs. Marshall W 4-1
My22 vs. UAB W 4-1
My22 vs. #9 Rice L 2-7
! - Minute Maid Park College Classic (Houston; Minute Maid Park);
§ - Silver Glove Series

2010 (25-32, 11-13 C-USA)

Coach Rayner Noble

F19 TEXAS STATE L 0-6
F20 TEXAS STATE L 3-6
F21 TEXAS STATE L 7-9
F26 SANTA CLARA W 17-9
F27 SANTA CLARA W 3-2
F28 SANTA CLARA L 7-8
M2 at #9 Rice\$ L 2-8
M5 vs. Missouri! W 3-0
M6 vs. #3 Texas! W 1-0
M7 vs. Texas Tech! W 15-8
M12 at Cal Poly W 13-8
M13 at Cal Poly W 6-2
M14 at Cal Poly W 5-3
M16 at San Francisco L 2-3
M17 at California W 12-9
M19 at #1 Arizona State L 1-10
M20 at #1 Arizona State L 0-6
M21 at #1 Arizona State L 5-6
M23 at Stephen F. Austin W 10-3
M26 UCF\* L 4-7
M27 UCF\* W 7-3
M28 UCF\* W 20-3
M30 UTSA L 5-6
A1 at Rice\*\$ L 0-6
A2 at Rice\*\$ L 2-11
A3 at Rice\*\$ L 7-8
A6 SAM HOUSTON STATE W 4-2
A9 #12 TCU L 1-15
A10 #12 TCU L 1-6
A11 #12 TCU L 2-12
A13 at UTSA W 14-8
A16 MEMPHIS\* W 10-7
A17 MEMPHIS\* L 2-8
A18 MEMPHIS\* W 8-6
A21 at Lamar L 6-7
A23 at Southern Miss\* L 9-10
A24 at Southern Miss\* L 4-13
A25 at Southern Miss\* L 5-8

A27 at Sam Houston State L 3-5
A28 LAMAR W 8-7
A30 at UAB\* L 6-11
My1 at UAB-1\* W 16-11
My1 at UAB-2\* W 7-4
MY7 TULANE\* W 9-7
MY8 TULANE\* L 2-15
MY9 TULANE\* L 6-8
MY11 TEXAS A&M L 3-12
MY15 MARSHALL-1\* W 11-6
MY15 MARSHALL-2\* L 3-5
MY16 MARSHALL\* W 10-1
MY18 RICE\$ L 5-15
My20 at East Carolina\* W 8-6
My21 at East Carolina\* W 6-8
My22 at East Carolina\* L 11-7

C-USA Championship - Houston, Texas
My26 Marshall W 11-7
My27 Rice L 3-24
My28 Southern Miss L 6-10
! - Minute Maid Park College Classic (Houston; Minute Maid Park);
§ - Silver Glove Series



TODD WHITTING
2011 - present
326-229-1 (.587)

2011 (27-32, 12-12 C-USA)

Coach Todd Whitting

F18 UT ARLINGTON W 15-5
F19 UT ARLINGTON W 9-0
F20 UT ARLINGTON W 6-4
F22 STEPHEN F. AUSTIN W 10-3
F25 OLE MISS L 2-4
F26 OLE MISS W 8-2
F27 OLE MISS L 3-8
M1 at UTSA L 6-7
M4 vs. Baylor! L 2-5
M5 vs. Kentucky! W 8-5
M6 vs. Texas A&M! L 4-11
M8 MCNEESE W 12-10
M9 TEXAS SOUTHERN L 13-3
M11 at Texas State L 1-2
M12 at Texas State L 15-17
M13 at Texas State L 10-11
M15 SAM HOUSTON STATE W 9-3
M16 at McNeese W 14-11
M18 KENT STATE W 5-3
M19 KENT STATE W 4-3
M20 KENT STATE L 5-8
M23 at Rice\$ L 2-7
M25 at TCU W 7-6
M26 at TCU L 10-16
M27 at TCU L 1-9
M29 at Rice\$ L 0-7
A1 at Tulane\* W 2-0
A2 at Tulane\* W 5-2
A3 at Tulane\* W 9-0
A5 at Texas A&M W 3-2
A6 LAMAR L 2-5
A8 UAB\* L 1-10
A9 UAB\* L 1-6
A10 UAB\* W 8-7
A12 at Sam Houston State L 0-9
A15 at Marshall\* W 12-1
A15 at Marshall\* L 3-4
A17 at Marshall\* W 10-7
A21 EAST CAROLINA\* L 4-5
A22 EAST CAROLINA\* W 4-2
A23 EAST CAROLINA\* L 2-12
A27 at Lamar L 4-7
A29 at UCF\* L 4-6
A30 at UCF\* W 5-0
My1 at UCF\* W 5-3
MY6 RICE\*\$ L 2-8
MY7 RICE\*\$ L 6-12



MY8	RICE*\$	L	2-5
MY13	SOUTHERN MISS*	L	5-6
MY14	SOUTHERN MISS*	W	6-5
MY15	SOUTHERN MISS*	W	6-1
MY17	UTSA	L	5-8
My19	at Memphis*	L	3-6
My20	at Memphis*	L	0-4
My21	at Memphis*	W	14-0

**C-USA Championship – Pearl, Miss.**

My25	vs. East Carolina	W	8-5
My26	vs. Southern Miss	W	7-6
My27	vs. Tulane	L	1-7
My28	vs. Rice	L	3-4

! – Houston College Classic (Minute Maid Park);  
\$ – Silver Glove Series

**2012 (18-35-1, 5-18-1 C-USA)**

Coach Todd Whitting

F18	DELAWARE	W	7-5
F18	DELAWARE	W	16-1
F19	DELAWARE	W	9-2
F21	A&M-CORPUS CHRISTI	L	2-3
F24	TEXAS STATE	W	2-1
F25	TEXAS STATE	L	1-6
F26	TEXAS STATE	L	0-6
F28	#5 RICES	L	1-4
M2	vs. Tennessee!	W	7-4
M3	vs. #4 Arkansas!	W	4-1
M4	vs. #24 Texas Tech!	L	4-10
M6	at Louisiana-Lafayette	L	1-3
M9	at #14 Ole Miss	L	0-8
M10	at #14 Ole Miss	L	0-9
M11	at #14 Ole Miss	L	3-11
M13	SAM HOUSTON STATE	W	12-2
M16	at Oklahoma State	L	0-14
M17	at Oklahoma State	W	8-1
M18	at Oklahoma State	W	4-3
M23	at Southern Miss*	L	0-8
M24	at Southern Miss*	L	2-17
M25	at Southern Miss*	W	10-5
M27	#21 BAYLOR	L	5-14
M30	#16 UCF*	L	3-8
M31	#16 UCF*	L	1-9
A1	#16 UCF*	L	1-3
A3	MCNEESE	W	4-1
A5	at #27 East Carolina*	L	3-10
A6	at #27 East Carolina*	L	1-16
A7	at #27 East Carolina*	T	4-4
A10	LAMAR	W	4-3
A13	at Texas Tech	L	4-15
A14	at Texas Tech	L	1-7
A15	at Texas Tech	L	9-10
A17	at Sam Houston State	L	4-5
A20	MARSHALL*	W	3-2
A21	MARSHALL*	L	3-4
A22	MARSHALL*	W	4-3
A27	at UAB*	L	9-11
A28	at UAB*	L	3-4
A29	at UAB*	L	0-1
MY1	UTSA	W	8-3
My4	at #6 Rice*\$	W	11-6
My5	at #6 Rice*\$	L	3-4
My6	at #6 Rice*\$	L	2-8
MY11	TULANE*	W	5-4
MY12	TULANE*	L	2-5
MY13	TULANE*	L	2-11
MY17	MEMPHIS*	L	3-15
MY18	MEMPHIS*	L	7-8
MY19	MEMPHIS*	L	0-11

**C-USA Championship – Pearl, Miss.**

My23	vs. #4 Rice	L	5-7
My24	vs. Southern Miss	L	7-8
My25	vs. Memphis	W	7-3

! – Houston College Classic (Minute Maid Park);  
\$ – Silver Glove Series

**2013 (36-22, 13-11 C-USA)**

Coach Todd Whitting

F15	NORTHEASTERN	W	9-3
F16	NORTHEASTERN	W	4-1
F17	NORTHEASTERN	L	3-9

F19	at Sam Houston State	W	6-3
F22	at Texas State	L	1-6
F23	at Texas State	W	1-0
F24	at Texas State	W	4-2
F27	HOUSTON BAPTIST	W	10-2
M1	vs. #30 Texas A&M!	W	7-6
M2	vs. Baylor!	W	15-4 (7)
M3	vs. Cal!	L	2-13 (8)
M5	PENN STATE	W	14-8
M6	PENN STATE	W	15-5
M8	A&M-CORPUS CHRISTI	W	13-0
M9	A&M-CORPUS CHRISTI	L	3-9
M10	A&M-CORPUS CHRISTI	W	3-1
M12	at Baylor	W	5-3
M15	NEW ORLEANS	W	13-3
M16	BAYLOR	W	3-2
M17	NEW ORLEANS	W	8-3
M19 #28	TEXAS	W	4-3
M20 #28	HARVARD	W	8-1
M22 #28	EAST CAROLINA*	W	7-2
M23 #28	EAST CAROLINA*	W	4-3
M24 #28	EAST CAROLINA*	W	5-4

M26 #19	at Lamar	L	3-6
M29 #19	at Memphis	W	3-1
M31 #19	at Memphis	W	2-0
M31 #19	at Memphis	L	0-1
A3 #19	SAM HOUSTON STATE	L	1-4
A5 #19	at Marshall*	L	13-19
A6 #19	at Marshall*	L	0-4
A7 #19	at Marshall*	W	9-1
A12 #24	SETON HALL	L	1-11
A13 #24	SETON HALL	W	4-0
A14 #24	SETON HALL	L	1-15
A16 #29	TEXAS SOUTHERN	W	12-2
A19 #29	#22 RICE*\$	W	8-7
A20 #29	#22 RICE*\$	L	0-4
A21 #29	#22 RICE*\$	L	1-11 (7)
A23 #30	at Texas	L	0-4
A26 #30	at UCF*	L	2-4
A27 #30	at UCF*	L	4-5
A28 #30	at UCF*	L	3-7
A30	LOUISIANA	W	6-4
My3	at Tulane*	W	4-3
My4	at Tulane*	L	3-6
My5	at Tulane*	W	3-2
My7	at McNeese	W	11-5
My10	UAB*	L	7-8
My11	UAB*	W	11-2
My12	UAB*	W	9-4
My16	SOUTHERN MISS*	W	3-2
My17	SOUTHERN MISS*	W	7-5
My18	SOUTHERN MISS*	L	5-6

**C-USA Championship – Houston, Texas**

My23	vs. East Carolina	W	9-4
My24	vs. Southern Miss	L	2-4
My25	vs. Tulane	L	2-3

! – Houston College Classic (Minute Maid Park);  
\$ – Silver Glove Series

**2014 (48-18, 14-9 American)**

Coach Todd Whitting

F14	NICHOLLS STATE	W	3-0
F15	NICHOLLS STATE	W	4-0
F16	NICHOLLS STATE	W	3-2
F19	at #11 Rice\$	W	3-0
F21	MICHIGAN	W	2-1
F22	MICHIGAN	W	1-0 (10)
F23	MICHIGAN	W	4-3
F25	MCNEESE	W	5-2
F28	vs. #26 Texas Tech!	W	9-0
M1	vs. #15 Texas!	L	2-3
M2	vs. #12 TCU!	L	1-2
M5	A&M-CORPUS CHRISTI	W	10-0 (8)
M7	at USC&	W	6-1
M8	at #9 UCLA&	W	4-3
M9	at Pepperdine&	L	0-3
M11 #30	BAYLOR	W	7-2
M14 #30	TOWSON	W	6-3

**2015 (43-20, 16-6 American)**

Coach Todd Whitting

F13	MINNESOTA	W	9-1
F14	MINNESOTA	W	5-0
F15	MINNESOTA	W	5-4
F18	TEXAS SOUTHERN	W	11-5
F20	#20 ALABAMA	W	3-1
F21	#20 ALABAMA	W	14-9
F22	#20 ALABAMA	W	3-8
F25	at Texas State	L	6-7
F27	COLUMBIA	W	3-0
F28	COLUMBIA	L	4-5 (13)
F28	COLUMBIA	W	8-7
M1	COLUMBIA	W	7-12
M3	HOUSTON BAPTIST	L	1-2
M6	vs. #2 LSU!	L	2-4
M7	vs. #11 Texas A&M!	L	0-6
M8	vs. Hawaii!	W	8-6
M10	at Sam Houston State	W	17-7
M13	BUFFALO	W	9-1
M14	BUFFALO	W	9-3
M15	BUFFALO	W	5-0
M17	#8 RICE	W	8-3
M20	at New Mexico	W	6-5
M21	at New Mexico	W	6-5

**2016 (36-23, 11-12 American)**

Coach Todd Whitting

F19	VILLANOVA	W	13-1
F20	VILLANOVA	W	4-0
F21	VILLANOVA	W	10-3
F23	MCNEESE	W	14-1
F26	vs. #23 Texas Tech!	L	2-3
F27	vs. #18 Arkansas!	L	3-12
F28	vs. #13 TCU!	L	1-10
M1	UTSA	L	2-3
M4	BAYLOR	L	2-4
M5	BAYLOR	W	10-4
M6	BAYLOR	W	11-2
M11	at #23 Alabama	W	3-1
M12	at #23 Alabama	W	3-2
M13	at #23 Alabama	L	6-7
M15	at Lamar	W	4-3
M16	TEXAS SOUTHERN	W	7-1
M19	GRAND CANYON	W	5-0
M19	GRAND CANYON	W	3-1
M20	GRAND CANYON	W	5-1
M22	RICE	L	4-7
M24	GEORGE WASHINGTON	W	5-0
M25	GEORGE WASHINGTON	W	5-2
M26	GEORGE WASHINGTON	W	14-0
M29	#1 TEXAS A&M	L	2-7
A1	at #19 ECU*	L	1-3
A2	at #19 ECU*	L	1-5
A3	at #19 ECU*	W	6-1
A5	at McNeese	L	1-4
A8	UCF*	L	1-2
A9	UCF*	W	4-3
A10	UCF*	W	1-0
A12	vs. Texas+	W	3-2
A15	at UConn*	L	2-3

**2017 (48-18, 14-9 American)**

Coach Todd Whitting

F13	MINNESOTA	W	9-1
F14	MINNESOTA	W	5-0
F15	MINNESOTA	W	5-4
F18	TEXAS SOUTHERN	W	11-5
F20	#20 ALABAMA	W	3-1
F21	#20 ALABAMA	W	14-9
F22	#20 ALABAMA	W	3-8
F25	at Texas State	L	6-7
F27	COLUMBIA	W	3-0
F28	COLUMBIA	L	4-5 (13)
F28	COLUMBIA	W	8-7
M1	COLUMBIA	W	7-12
M3	HOUSTON BAPTIST	L	1-2
M6	vs. #2 LSU!	L	2-4
M7	vs. #11 Texas A&M!	L	0-6
M8	vs. Hawaii!	W	8-6
M10	at Sam Houston State	W	17-7
M13	BUFFALO	W	9-1
M14	BUFFALO	W	9-3
M15	BUFFALO	W	5-0
M17	#8 RICE	W	8-3
M20	at New Mexico	W	6-5
M21	at New Mexico	W	6-5

**2018 (48-18, 14-9 American)**

Coach Todd Whitting

F13	MINNESOTA	W	9-1
F14	MINNESOTA	W	5-0
F15	MINNESOTA	W	5-4
F18	TEXAS SOUTHERN	W	11-5
F20	#20 ALABAMA	W	3-1
F21	#20 ALABAMA	W	14-9
F22	#20 ALABAMA	W	3-8
F25	at Texas State	L	6-7
F27	COLUMBIA	W	3-0
F28	COLUMBIA	L	4-5 (13)
F28	COLUMBIA	W	8-7
M1	COLUMBIA	W	7-12
M3	HOUSTON BAPTIST	L	1-2
M6	vs. #2 LSU!	L	2-4
M7	vs. #11 Texas A&M!	L	0-6
M8	vs. Hawaii!	W	8-6
M10	at Sam Houston State	W	17-7
M13	BUFFALO	W	9-1
M14	BUFFALO	W	9-3
M15	BUFFALO	W	5-0
M17	#8 RICE	W	8-3
M20	at New Mexico	W	6-5
M21	at New Mexico	W	6-5

**2019 (48-18, 14-9 American)**

Coach Todd Whitting

F13	MINNESOTA	W	9-1
F14	MINNESOTA	W	5-0
F15	MINNESOTA	W	5-4
F18	TEXAS SOUTHERN	W	11-5
F20	#20 ALABAMA	W	3-1
F21	#20 ALABAMA	W	14-9
F22	#20 ALABAMA	W	3-8
F25	at Texas State	L	6-7
F27	COLUMBIA	W	3-0
F28	COLUMBIA	L	4-5 (13)
F28	COLUMBIA	W	8-7
M1	COLUMBIA	W	7-12
M3	HOUSTON BAPTIST	L	1-2
M6	vs. #2 LSU!	L	2-4
M7	vs. #11 Texas A&M!	L	0-6
M8	vs. Hawaii!	W	8-6
M10	at Sam Houston State	W	17-7
M13	BUFFALO	W	9-1
M14	BUFFALO	W	9-3
M15	BUFFALO	W	5-0
M17	#8 RICE	W	8-3
M20	at New Mexico	W	6-5
M21	at New Mexico	W	6-5

**2020 (48-18, 14-9 American)**

Coach Todd Whitting

F13	MINNESOTA	W	9-1
F14	MINNESOTA	W	5-0
F15	MINNESOTA	W	5-4
F18	TEXAS SOUTHERN	W	11-5
F20	#20 ALABAMA	W	3-1
F21	#20 ALABAMA	W	14-9
F22	#20 ALABAMA	W	3-8
F25	at Texas State	L	6-7
F27	COLUMBIA	W	3-0
F28	COLUMBIA	L	4-5 (13)
F28	COLUMBIA	W	8-7
M1	COLUMBIA	W	7-12
M3	HOUSTON BAPTIST	L	1-2
M6	vs. #2 LSU!	L	2-4
M7	vs. #11 Texas A&M!	L	0-6
M8	vs. Hawaii!	W	8-6
M10	at Sam Houston State	W	17-7
M13	BUFFALO	W	9-1
M14	BUFFALO	W	9-3
M15	BUFFALO	W	5-0
M17	#8 RICE	W	8-3
M20	at New Mexico	W	6-5
M21	at New Mexico	W	6-5

**2021 (48-18, 14-9 American)**

Coach Todd Whitting

F13	MINNESOTA	W	9-1
F14	MINNESOTA	W	5-0
F15	MINNESOTA	W	5-4
F18	TEXAS SOUTHERN	W	11-5
F20	#20 ALABAMA	W	3-1
F21	#20 ALABAMA	W	14-9
F22	#2		



Table with columns: Game ID, Opponent, Result, Score. Includes games A16 through MY21.

American Championship - Clearwater, Fla.
My24 vs. Cincinnati W 9-1
My26 vs. #11 Tulane W 5-3
My28 vs. #11 Tulane W 6-2
My29 vs. UConn L 2-7

2017 (42-21, 15-9 American)
Coach Todd Whitting
NCAA Houston Regional
American Tournament Champions
American Regular-Season Champions
Final Ranking: No. 20

Table with columns: Game ID, Opponent, Result, Score. Includes games F17 through MY5.

Table with columns: Game ID, Opponent, Result, Score. Includes games MY6 through MY20.

American Championship - Clearwater, Fla.
My23 vs. Memphis W 6-5
My25 vs. UConn W 7-6
My27 vs. UConn W 13-3
My28 vs. ECU W 9-0

Houston Regional - Houston, Texas
J2 #28 IOWA L 3-6
J3 BAYLOR W 17-3
J4 #28 IOWA W 7-5
J5 TEXAS A&M L 3-4

2018 (38-25, 16-8 American)
Coach Todd Whitting
NCAA Chapel Hill Regional
American Regular-Season Champions
Final Ranking: No. 24

Table with columns: Game ID, Opponent, Result, Score. Includes games F16 through MY15.

Table with columns: Game ID, Opponent, Result, Score. Includes games MY17 and MY18.

American Championship - Clearwater, Fla.
My22 vs. Tulane L 6-11
My23 vs. UCF W 6-2
My24 vs. Tulane W 18-7 (7)
My24 vs. #15 ECU W 5-3
My25 vs. #15 ECU L 1-12 (7)

Chapel Hill Regional - Chapel Hill, N.C.
J1 #27 Purdue W 9-1
J2 at #6 North Carolina L 3-4
J3 #27 Purdue W 8-4
J3 at #6 North Carolina L 11-19

! - Houston College Classic (Minute Maid Park);
\$ - Silver Glove Series;
^ - Don Sanders Cup;
+ - Constellation Field (Sugar Land, Texas)

2019 (32-24, 12-12 American)
Coach Todd Whitting

Table with columns: Game ID, Opponent, Result, Score. Includes games F15 through M18.

American Championship - Clearwater, Fla.
M21 vs. UConn L 3-4
M22 vs. No. 7 ECU L 2-13

2020 (6-9, 0-0 American)
Coach Todd Whitting

Table with columns: Game ID, Opponent, Result, Score. Includes games F14 through MY14.

Season cut short due to COVID-19 pandemic
% - Round Rock Classic (Dell Diamond);
\$ - Silver Glove Series;
^ - Don Sanders Cup;
+ - Constellation Field (Sugar Land, Texas);
# - Natchitoches, La. (Brown-Stroud Field)



TELEVISION APPEARANCES

Date	Opponent	Result	Score	Network
Feb. 23, 2020	vs. Texas Tech	L	2-3 (10)	FloBaseball.tv
Feb. 22, 2020	vs. Tennessee	L	4-8	FloBaseball.tv
Feb. 21, 2020	vs. Stanford	W	11-4	FloBaseball.tv
May 22, 2019	vs. ECU	L	2-13	American Digital Net
May 21, 2019	vs. UConn	L	3-4	American Digital Net
April 26, 2019	at USF	L	3-5	American Digital Net
April 9, 2019	at Sam Houston State	W	12-7	ESPN+
<b>April 5, 2019</b>	<b>ECU</b>	<b>W</b>	<b>2-0</b>	<b>American Digital Net</b>
March 3, 2019	vs. Texas A&M	L	2-3	AT&T SportsNet SW
March 2, 2019	vs. Texas State	L	4-9	AT&T SportsNet SW
March 1, 2019	vs. TCU	L	6-10	AT&T SportsNet SW
June 3, 2018	vs. North Carolina	L	11-19	ESPN3
June 3, 2018	vs. Purdue	W	8-4	ESPN3
June 2, 2018	vs. North Carolina	L	3-4	ESPN3
June 2, 2018	vs. Purdue	W	9-1	ESPN3
May 25, 2018	vs. ECU	L	1-12 (7)	American Digital Net
May 24, 2018	vs. ECU	W	5-3	American Digital Net
May 24, 2018	vs. Tulane	W	18-7	American Digital Net
May 23, 2018	vs. UCF	W	6-2	American Digital Net
May 22, 2018	vs. Tulane	L	6-11	American Digital Net
May 11, 2018	at UConn	W	10-1	ESPN3
<b>May 5, 2018</b>	<b>UCF</b>	<b>L</b>	<b>2-3</b>	<b>American Digital Net</b>
April 24, 2018	at Texas	L	4-9	Longhorn Network
April 18, 2018	at Sam Houston State	L	3-8	Eleven Sports
March 4, 2018	vs. Vanderbilt	L	4-9	AT&T SportsNet SW
March 3, 2018	vs. Mississippi State	L	2-3 (12)	AT&T SportsNet SW
March 2, 2018	vs. Kentucky	L	2-14 (7)	AT&T SportsNet SW
<b>June 5, 2017</b>	<b>TEXAS A&amp;M</b>	<b>L</b>	<b>3-4</b>	<b>ESPNU</b>
<b>June 4, 2017</b>	<b>IOWA</b>	<b>W</b>	<b>7-5</b>	<b>ESPN3</b>
<b>June 3, 2017</b>	<b>BAYLOR</b>	<b>W</b>	<b>17-3</b>	<b>ESPN2</b>
<b>June 2, 2017</b>	<b>IOWA</b>	<b>L</b>	<b>3-6</b>	<b>ESPNU</b>
May 28, 2017	vs. ECU	W	6-0	ESPNNews
May 27, 2017	vs. UConn	W	13-3	American Digital Net
May 25, 2017	vs. UConn	W	7-6	American Digital Net
May 23, 2017	vs. Memphis	W	6-5	American Digital Net
May 13, 2017	at Tulane	W	4-0	CBS Sports Network
May 2, 2017	at Sam Houston State	L	2-3	ESPN3
<b>April 21, 2017</b>	<b>TULANE</b>	<b>L</b>	<b>1-7</b>	<b>American Digital Net</b>
March 12, 2017	at Baylor	L	0-5	FOX Sports Southwest
May 29, 2016	vs. UConn	L	2-7	ESPNNews
May 28, 2016	vs. Tulane	W	6-2	American Digital Net
May 27, 2016	vs. Tulane	W	5-3	American Digital Net
May 24, 2016	vs. Cincinnati	W	9-1	CBS Sports Network
<b>May 21, 2016</b>	<b>TULANE</b>	<b>L</b>	<b>3-4</b>	<b>CBS Sports Network</b>
<b>May 20, 2016</b>	<b>TULANE</b>	<b>L</b>	<b>4-8</b>	<b>CBS Sports Network</b>
<b>May 7, 2016</b>	<b>MEMPHIS</b>	<b>W</b>	<b>3-2 (12)</b>	<b>American Digital Net</b>
<b>April 24, 2016</b>	<b>USF</b>	<b>W</b>	<b>7-5 (5)</b>	<b>CBS Sports Network</b>
April 12, 2016	vs. Texas	W	3-2	ESPN3
April 2, 2016	at East Carolina	L	1-5	American Digital Net
March 13, 2016	at Alabama	L	6-7	SEC Network
March 12, 2016	at Alabama	W	3-2	SEC Network
March 11, 2016	at Alabama	W	3-1	SEC Network
Feb. 28, 2016	vs. TCU	L	1-10	MLB Network
Feb. 27, 2016	vs. Arkansas	L	3-12	MLB Network
Feb. 26, 2016	vs. Alabama	L	2-3	MLB Network
<b>May 31, 2015</b>	<b>RICE</b>	<b>L</b>	<b>2-3 (20)</b>	<b>ESPN3</b>
<b>May 31, 2015</b>	<b>LOUISIANA-LAFAYETTE</b>	<b>L</b>	<b>1-2</b>	<b>ESPN3</b>
<b>May 29, 2015</b>	<b>HOUSTON BAPTIST</b>	<b>W</b>	<b>6-4</b>	<b>ESPN3</b>
May 24, 2015	vs. East Carolina	L	1-9	ESPNU
May 23, 2015	vs. Memphis	W	17-3	American Digital Net
May 21, 2015	vs. USF	W	7-3	American Digital Net
May 19, 2015	vs. Cincinnati	W	8-4	CBS Sports Network
<b>May 9, 2015</b>	<b>EAST CAROLINA</b>	<b>L</b>	<b>1-4</b>	<b>CBS Sports Network</b>
May 1, 2015	at Tulane	L	1-3	CBS Sports Network
April 25, 2015	at USF	W	9-8	CBS Sports Network
April 7, 2015	at Louisiana-Lafayette	L	5-6	ESPN3
March 31, 2015	at Baylor	W	11-0	FOX Sports Southwest
March 8, 2015	vs. Hawaii	W	8-6	ROOT Sports
March 7, 2015	vs. Texas A&M	L	0-6	ROOT Sports
March 6, 2015	vs. LSU	L	2-4	ROOT Sports
June 7, 2014	at Texas	L	0-3	ESPN
June 6, 2014	at Texas	L	2-4	ESPN2
June 2, 2014	at LSU	W	12-2	ESPN3
June 1, 2014	at LSU	W	5-4 (11)	ESPN3
June 1, 2014	vs. Southeastern La.	W	9-5	ESPN3
May 31, 2014	at LSU	L	1-5	ESPN3
May 30, 2014	vs. Bryant	W	3-2 (10)	ESPN3
May 25, 2014	vs. Louisville	W	10-4	ESPNU
May 23, 2014	vs. UCF	W	13-8	American Digital Net
May 22, 2014	vs. UConn	L	2-7	American Digital Net
May 21, 2014	vs. Temple	W	3-0	American Digital Net
March 9, 2014	at UCLA	W	4-3	Pac-12 Network
March 8, 2014	at USC	W	6-1	Pac-12 Network
March 2, 2014	vs. TCU	L	1-2	Comcast SportsNet Hou
March 1, 2014	vs. Texas	L	2-3	Longhorn Network
Feb. 28, 2014	vs. Texas Tech	W	9-0	Comcast SportsNet Hou
April 23, 2013	at Texas	L	0-4	Longhorn Network

Date	Opponent	Result	Score	Network
<b>April 20, 2013</b>	<b>RICE</b>	<b>L</b>	<b>0-4</b>	<b>Fox Sports Network</b>
March 3, 2013	vs. Cal	L	2-13 (8)	Comcast SportsNet Hou
March 2, 2013	vs. Baylor	W	15-4 (7)	Comcast SportsNet Hou
May 6, 2012	at Rice	L	2-8	Comcast Sports SW
May 5, 2012	at Rice	L	3-4 (10)	Fox Sports Network
May 4, 2012	at Rice	W	11-6	Fox College Sports
March 24, 2012	at Southern Miss	L	2-17 (7)	Comcast Sports SW
March 4, 2012	vs. Texas Tech	L	4-10	ESPN3
March 3, 2012	vs. Arkansas	W	4-1	ESPN3
March 2, 2012	vs. Tennessee	W	7-4	ESPN3
<b>May 8, 2011</b>	<b>RICE</b>	<b>L</b>	<b>2-5</b>	<b>Comcast Sports SW</b>
<b>May 7, 2011</b>	<b>RICE</b>	<b>L</b>	<b>6-12</b>	<b>Comcast Sports SW</b>
<b>May 6, 2011</b>	<b>RICE</b>	<b>L</b>	<b>2-8</b>	<b>Comcast Sports SW</b>
April 29, 2011	at UCF	L	4-6	Comcast Sports SW/ Bright House Net
March 29, 2011	at Rice	L	0-7	Comcast Sports SW
March 27, 2011	at TCU	L	1-9	Comcast Sports SW/The Mtn.
March 26, 2011	at TCU	L	10-16	The Mtn.
March 25, 2011	at TCU	W	7-6	Comcast Sports SW/The Mtn.
March 23, 2011	at Rice	L	2-7	Comcast Sports SW
May 21, 2010	at East Carolina	W	7-6	CBS College Sports
<b>May 18, 2010</b>	<b>RICE</b>	<b>L</b>	<b>5-15</b>	<b>Comcast Sports SW</b>
April 1, 2010	at Rice	L	0-6	Comcast Sports SW
April 2, 2010	at Rice	L	2-11	Comcast Sports SW
<b>May 2, 2009</b>	<b>RICE</b>	<b>L</b>	<b>5-7</b>	<b>CBS College Sports</b>
<b>May 1, 2009</b>	<b>RICE</b>	<b>W</b>	<b>7-4</b>	<b>CBS College Sports</b>
June 2, 2008	at Texas A&M	W	5-13	Fox Sports Network
June 1, 2008	at Texas A&M	W	4-3	Fox Sports Network
June 1, 2008	vs. UIC	W	14-11 (11)	Fox Sports Network
May 25, 2008	vs. Marshall	W	3-2	CBS College Sports
<b>April 12, 2008</b>	<b>TULANE</b>	<b>L</b>	<b>5-7</b>	<b>CBS College Sports</b>
<b>April 11, 2008</b>	<b>TULANE</b>	<b>W</b>	<b>4-3</b>	<b>CBS College Sports</b>
<b>May 17, 2007</b>	<b>SOUTHERN MISS</b>	<b>L</b>	<b>0-6</b>	<b>CSTV</b>
<b>May 4, 2007</b>	<b>EAST CAROLINA</b>	<b>L</b>	<b>1-3</b>	<b>CSTV</b>
April 20, 2007	at Tulane	W	7-0	CSTV
<b>April 13, 2007</b>	<b>RICE</b>	<b>W</b>	<b>5-2</b>	<b>CSTV</b>
May 27, 2006	at Rice	L	5-11	CSTV
<b>April 9, 2006</b>	<b>TULANE</b>	<b>W</b>	<b>6-2</b>	<b>CSTV</b>
May 10, 2005	at Texas A&M	L	6-7	ESPN2
Feb. 27, 2005	at LSU	L	1-8	Jumbo Sports Net
Feb. 27, 2005	at LSU	L	11-5	Jumbo Sports Net
June 9, 2003	at Rice	L	2-5	ESPN
June 8, 2003	at Rice	L	2-10	ESPN2
June 7, 2003	at Rice	W	5-2	ESPN Regional
<b>April 16, 2003</b>	<b>RICE</b>	<b>W</b>	<b>5-1</b>	<b>CSTV</b>
May 26, 2002	vs. East Carolina	L	0-4	Fox Sports Net
<b>Feb. 24, 2002</b>	<b>LSU</b>	<b>W</b>	<b>12-11</b>	<b>Jumbo Sports Net</b>
May 12, 2001	at USF	L	9-10	Fox Sports Net
May 21, 2000	vs. Cincinnati	W	7-4 (10)	Fox Sports Net
Feb. 17, 2001	at LSU	L	1-4	College Sports SE
Feb. 17, 2001	at LSU	L	4-9	College Sports SE
May 14, 2000	at Southern Miss	W	7-5	Fox TV
<b>March 7, 2000</b>	<b>TEXAS A&amp;M</b>	<b>L</b>	<b>7-8</b>	<b>KTBU-TV</b>
<b>Feb. 29, 2000</b>	<b>TEXAS</b>	<b>L</b>	<b>5-9</b>	<b>KTBU-TV</b>
Feb. 25, 2000	at LSU	W	10-2	College Sports SE
<b>April 28, 1999</b>	<b>RICE</b>	<b>W</b>	<b>8-3</b>	<b>KNWS-TV</b>
<b>March 16, 1999</b>	<b>RICE</b>	<b>L</b>	<b>2-6</b>	<b>KNWS-TV</b>
May 18, 1997	vs. Charlotte	W	22-7	Fox Sports Net
April 13, 1995	at Baylor	L	2-13	Prime
April 13, 1995	at Baylor	W	2-0	Prime
April 9, 1994	at Texas Tech	L	8-11	HSE
April 9, 1994	at Texas Tech	L	4-11	HSE
April 11, 1990	at Oklahoma State	W	10-4	HSE
<b>April 7, 1990</b>	<b>BAYLOR</b>	<b>W</b>	<b>5-4</b>	<b>HSE</b>
<b>April 7, 1990</b>	<b>BAYLOR</b>	<b>W</b>	<b>3-2</b>	<b>HSE</b>
Feb. 18, 1990	vs. UCF	L	5-12	HSE
<b>March 17, 1985</b>	<b>NOTRE DAME</b>	<b>W</b>	<b>14-4</b>	<b>ESPN</b>

BY NETWORK

American Digital Network	14	9	.609	Fox TV	1	0	1.000
AT&T SportsNet SW	0	6	.000	Fox College Sports	1	0	1.000
Bright House Network	0	1	.000	Fox Sports Network	5	6	.455
CBS Sports Network	9	6	.600	HSE	3	3	.500
College Sports Southeast	1	2	.333	Jumbo	1	2	.333
Comcast SportsNet Houston	2	2	.500	KNWS-TV	1	1	.500
Comcast Sports Southwest	1	11	.083	KTBU-TV	0	2	.000
CSTV	4	3	.571	Longhorn Network	1	3	.250
Eleven Sports	0	1	.000	MLB Network	0	3	.000
ESPN	1	2	.333	Pac-12 Network	2	0	1.000
ESPNU	0	3	.000	Prime	1	1	.500
ESPN2	1	3	.250	SEC Network	2	1	.667
ESPN3	12	8	.600	SEC ROOT Sports	1	2	.333
ESPN+	1	0	1.000	The Mtn.	1	2	.333
ESPNNews	1	1	.500	<b>31 Networks*</b>	<b>69</b>	<b>86</b>	<b>.445</b>
ESPN Regional	1	0	1.000	Some games were simulcast			
FloBaseball.tv	1	2	.333				



**WV**

®

**BASEBALL**