



2010-11 HOUSTON MEN'S BASKETBALL

HISTORY

Historical Highlights.....	52-53
Cougar Basketball A to Z.....	54-57
Cougars in the NBA/NBA Draft	58-59
Year-by-Year Coaching Records	60
Game of the Century	61
1967, 1968 Final Four Teams.....	62
1982, 1983 Final Four Teams.....	63
1983 Final Four Team.....	64
Retired Jerseys.....	65-67
Honor Roll.....	68-71
NCAA Postseason Results	72-73
Conference Tournament Results.....	74-75
NIT/CBI Results.....	76
Hofheinz Pavilion	77
All-Time Lettermen	78-79
Jersey Numbers.....	80-81
All-Time Series	82-83
Series Records	84-90
All-Time Results	92-98



HISTORY

After winning college basketball's "Game of the Century," playing in five NCAA Final Fours and producing the high-flying fraternity known as "Phi Slama Jama", the University of Houston has proven to be one of college basketball's most popular and one of the nation's most successful programs.

Houston's legacy includes conference championships in four different leagues, 34 consecutive seasons without a losing record, 19 All-American players, three of the NBA's 50 Greatest Players and three members of the Naismith Memorial Hall of Fame. The Cougars extended their winning heritage in 2004-05 by posting their 1,000th win in the school's history.

ORIGINS OF SUCCESS

Houston's first athletics team was its intercollegiate basketball team, which began playing at the end of World War II. The Lone Star Conference suspended operations in 1943 and 1944 because of the War and invited Houston to join the league when it resumed in 1945.

Under the direction of head coach **Alden Pasche**, the Cougars played their first game against defending league champion North Texas on Jan. 10, 1946. The Cougars' starting lineup that night consisted of team captain and center **Guy V. Lewis**, forwards **Jack Wagner** and **Dick Pratt**, along with guards **Willie Wells** and **Charlie Carpenter**.

That night, Lewis scored 19 points, while Wells added 16 to lead the Cougars to a 62-35 victory. Pratt scored the first field goal in school history and ended the game with 12 points for Houston.

The Cougars went on to finish the season with a 10-4 record and were the Lone Star Conference champions with an 8-2 league record. Lewis set a conference record, averaging 21.1 points in 10 league games.

The Cougars won a second consecutive LSC championship the following year as Lewis averaged 19.7 points per game and Wells added 10.2 points per contest. Houston finished the 1946-47 season with a 15-7 overall record, and was 11-1 in LSC play.

HOUSTON CHANGES LEAGUES

After a fourth place finish and a runner-up showing in the Lone Star Conference standings in 1947-48 and 1948-49, the Cougars moved to the Gulf Coast Conference and won a league championship with a 6-0 conference record in their only season as a league member.

Houston joined one of the nation's strongest collegiate basketball conferences, the Missouri Valley Conference, in 1950.

IN THE VALLEY

The Missouri Valley Conference featured 13 squads that were ranked among the nation's Top Five teams from 1950-60. In addition to its outstanding teams, the MVC produced 28 All-America performers during the 1960s.

The Cougars played their first game against a nationally ranked team in 1950-51, when they faced No. 5 Bradley. Later that season, Houston took on top-ranked Oklahoma State, which was coached by the legendary Henry Iba on February 21. The Cougars also faced top-ranked Cincinnati and second-ranked Bradley in back-to-back games twice in 1959-60.

Houston's most memorable season as a member of the MVC came in 1955-56. That year, the Cougars were conference champions and ranked in the national wire service polls for the first time in school history. The Cougars were ranked No. 18 by the Associated Press on Feb. 18 and climbed as high as No. 14 before ending the season with a 19-7 overall record and ranked 17th in the final AP poll.

The team featured Houston's first 7-foot center, **Don Boldebeck**, who averaged 21 points and more than 15 rebounds per game while leading the Cougars to their first NCAA Tournament appearance. After the season, Pasche resigned as head coach and athletics director **Harry Fouke** gave the reins to his former assistant coach and team captain **Guy V. Lewis**.

LEWIS NAMED HEAD COACH

Lewis spent the next 30 seasons revolutionizing college basketball and putting Houston's program on the national map. He coached

Houston's first All-America player, signed the first two African-American basketball players in school history and orchestrated the Game of the Century in the 1960s.

The Cougars opened the decade playing in the 1961 NCAA Tournament. That team was led by All-America First-Team honoree **Gary Phillips**, who was nicknamed "The Ghost" because of his outstanding defensive ability. He ended his career as Houston's all-time career scoring leader at that time with 1,452 points.

Houston also was a quarterfinalist in the 1962 NIT, as the Cougars were led by New York native **Jack Thompson** and All-America center **Lyle Harger**. Harger averaged 15.9 points and 10.6 rebounds that season, while future assistant coach **Donnie Schverak** chipped in 15.5 points.

In 1964, Lewis signed two of the first three African-American athletes in school history: **Elvin Hayes** and **Don Chaney**. Hayes is the only three-time All-America First-Team selection in school history, while Chaney earned All-American honors in 1968. They combined to lead Houston to its first two NCAA Final Four appearances in 1967 and 1968. Hayes also claimed Houston's career, single-season and single-game scoring and rebounding records and continues to hold them today.

In 1968, the Cougars played in college basketball's most significant game of the 20th century, when second-ranked Houston challenged defending national champion UCLA in the Astrodome on Jan. 20, 1968.

Not only did the game have two outstanding teams, it also featured two consensus All-Americans and future Naismith Basketball Hall of Fame players in the first nationally televised regular-season game. If that was not enough, it also marked the first game played in a domed stadium with an attendance of more than 53,000 people.

The contest lived up to all of its pregame hype, as Hayes sank two free throws in the final 29 seconds to give the Cougars a 71-69 victory. After beating the Bruins, Houston finished the 1968 regular season with a 28-0 record atop both the AP and UPI national polls.

Playing without starting point guard **George Reynolds** in the NCAA Tournament, the Cougars advanced to their second straight NCAA Final Four before falling to UCLA 101-69, as the Bruins used a box-and-one defense to handcuff Hayes. Houston ended the season as the first team in school history to win 30 games with a 31-2 record.

After the season, **Ken Spain** became Houston's first Olympian in 1968, when he helped the United States win a gold medal in Mexico City.

PERENNIAL POWER

After two consecutive NCAA Final Four Appearances, Houston's national success continued in the 1970s, as the Cougars opened the decade with four straight NCAA Tournament appearances. Early in the decade, the Cougars featured a lineup of All-Americans that included **Ollie Taylor**, point guard **Poo Welch**, 6-8 standout **Dwight Davis** and **Louis Dunbar**. Taylor led the Cougars to a NCAA Sweet 16 finish in 1969-70. Welch and Davis combined to lead Houston to another NCAA Sweet 16 the following year.

Houston competed in its third straight NCAA Tournament in 1971-72, and **Dwight Jones** played for the U.S. Olympic team later that summer. In 1972-73, Houston was invited to the NCAA Tournament for a fourth straight year. That team was led by Jones and Dunbar, a 6-10 player who redefined the meaning of versatility by playing all five positions on the court. He took those skills to the Harlem Globetrotters and spent more than 26 years as a player and coach.

In 1975-76, Houston began playing in the Southwest Conference and went on to win three SWC regular season championships and five SWC Postseason Tournaments during the next 20 years.

Houston also continued to produce All-American players. **Otis Birdsong** was named a consensus All-American in 1977 while leading Houston to the NIT championship game. Birdsong was named the SWC Player of the Year after setting the SWC scoring record with 30.3 points per game and leading the Cougars to a second-place finish in the league standings. Later, he was chosen the league's Player of the Decade.

After playing in the NIT, Houston won its first SWC Postseason Tournament title in 1977-78 and earned the league's automatic berth to the NCAA Tournament.

PHI SLAMA JAMA

The Cougars returned to the NCAA Tournament in 1980-81 and began one of the most successful runs in school history. During the next three years, the Cougars played in the 1982, 1983 and 1984 NCAA Final Fours. Houston's most famous team during that span was the 1982-83 squad, which was coined "Phi Slama Jama" by Tommy Bonk, a former *Houston Post* columnist and current *Los Angeles Times* writer.

Led by All-Americans **Clyde Drexler** and **Hakeem Olajuwon**, "Phi Slama Jama" finished the season with a 31-3 record after putting together a 26-game winning streak and ending the regular season ranked No. 1 in the nation. "Phi Slama Jama" also recorded a perfect 16-0 Southwest Conference record while winning the league's regular season and SWC Postseason Classic championships.

Houston advanced to the NCAA Championship game for the first time in school history, but was upset by No. 16 NC State on a last-second dunk by Lorenzo Charles.

Houston also was a NCAA Tournament finalist in 1983-84 after the Cougars set a school record with 32 wins. Olajuwon was named a consensus All-American after leading the nation in field goal percentage, rebounding and blocked shots. The following season, the Cougars played in the NIT.

Following the 1985-86 season Lewis announced his retirement as coach and ended his career with a 592-279 record. He led the Cougars to 14 NCAA Tournament appearances and two NIT berths during his tenure.

FOSTER ERA BEGINS

Pat Foster took the helm in 1986-87 and led the Cougars to six postseason tournaments during the next seven years. The Cougars played in the NCAA Tournament in his first season and advanced to the second round of the NIT with a win over Fordham in 1987-88.

In 1989-90, Houston returned to the NCAA Tournament when **Carl Herrera**, **Craig Upchurch** and **Byron Smith** combined to lead the Cougars to a 25-8 record. Herrera led the Cougars with 16.7 points and 9.6 rebounds per game before leaving for the professional ranks. Smith averaged 16.3 points, and Upchurch posted averages of 13.1 points and 7.0 rebounds.

Before the start of the 1990-91 season, Upchurch suffered a season-ending back injury during preseason workouts, but Smith combined with 7-foot center **Alvaro Teheran** to lead the Cougars to a NIT appearance. The next season, Houston returned to the NCAA Tournament as Houston reloaded with SWC Newcomers of the Year **Sam Mack** and **Bo Outlaw**. Upchurch also returned for his senior season and the trio led the Cougars to another 25-win campaign.

In 1992-93, Outlaw teamed with **David Diaz** and **Anthony Goldwire** to lead Houston to 21 wins and the NIT. Outlaw was named the SWC Player of the Year after leading the nation in field-goal percentage and leading the SWC in blocked shots for the second straight year. He also chipped in with 16.2 points and 10.0 rebounds per game. Diaz led the Cougars with 17.2 points per game, while Goldwire averaged 14.2 points and 5.7 assists per game in his first season as a Cougar.

Following the 1993 NIT, Foster resigned as head coach. **Alvin Brooks**, Foster's assistant coach for seven seasons, was named head coach.

BROOKS NAMED HEAD COACH

Brooks enjoyed his best season as a head coach in 1995-96 when he led Houston to a 17-10 record and a second-place finish in the final season of the Southwest Conference. Houston also upset third-ranked Memphis that year.

The following year, Houston joined Conference USA and began to compete again in one of the nation's top collegiate basketball leagues. During the last 12 years, C-USA has produced 60 postseason tournament teams, including 37 NCAA Tournament squads.

Galen Robinson was the Cougars' first C-USA honoree, earning All-Conference USA honors in 1996-97 and 1997-98.

DREXLER RETURNS

Following the 1997-98 season, former Cougar All-America player



HISTORY

Clyde Drexler returned to his alma mater as Houston's head coach. Drexler won his first game as head coach against Texas on national television. He also guided Houston to its first two C-USA road wins in his first year.

During his second season, Drexler led Houston to its first C-USA Tournament victory over Marquette in 1999-00.

Gee Gervin was an All-Conference USA First-Team selection in both 1998-99 and 1999-00. **Kenny Younger** also earned All-Conference USA Third-Team honors in 1998-99. **George Williams** became the first Cougar in school history to earn C-USA All-Freshman team honors in 1998-99.

McCALLUM TAKES OVER

Drexler resigned after the 2000 Conference USA Tournament, and **Ray McCallum** was named Houston's sixth head coach. In McCallum's first season, McDonald's High School All-American **Alton Ford** earned C-USA All-Freshman Team honors and was named to the Freshman All-America Fourth Team. Following that season, Ford was selected in the second round of the 2001 NBA Draft by the Phoenix Suns.

In 2001-02, Houston finished the season with an 18-15 record. The Cougars also placed second in C-USA's National Division with a 9-7 mark, advanced to the semifinals of the C-USA Tournament and earned a bid to the NIT. Individually, **Louis Truscott** became the fourth Cougar to garner league honors when he was selected All-Conference USA Third Team.

In 2002-03, Houston earned its third straight berth into the C-USA Tournament, and Truscott was an All-Conference USA First-Team selection after finishing sixth among national leaders in rebounding and registering 20 double-doubles.

In 2003-04, Houston's string of C-USA Tournaments ended as the Cougars ended the year with a 9-18 overall record.

RECORD-SETTING CAMPAIGN

On March 23, 2004, **Tom Penders** was named Houston's seventh head coach and led the Cougars to a record-setting campaign in his first season. Penders brought renewed excitement to the UH campus program when he produced Houston's most successful team in 12 years.

The Cougars finished the year with their best record since 1995-96. A part of that record was the defeat of a nationally ranked team for the first time since Dec. 4, 1996, when the Cougars upset No. 16 and eventual NCAA Final Four participant and Conference USA champion Louisville. Houston also tied a school record with nine Conference USA wins that year.

In addition Houston had a landmark win over Memphis on Feb. 5. The 66-53 victory over the Tigers was Houston's 1,000th win in the program's history. The Cougars also returned to postseason play when they competed at Wichita State in the first round of the NIT.

Senior guard **Andre Owens** was named an All-Conference USA Second-Team performer after averaging 18.3 points and 4.8 rebounds per game.

POSTSEASON PLAY AGAIN

In the 2005-06 season, the Cougars posted a 21-10 record and advanced to the second round of the NIT following a 77-67 victory over BYU in Hofheinz Pavilion during the first round.

The Cougars also posted back-to-back wins over nationally ranked teams for the first time since playing in the 1984 NCAA Midwest Regional Tournament with an 84-83 victory at No. 25 LSU and a 69-65 win over No. 13 Arizona.

Oliver Lafayette was named *The Sporting News* Player of the Week after averaging 30 points per game in the two games. He scored a career-high 32 points at LSU and added 28 points against Arizona.

In Conference USA play, the Cougars won nine regular season league games and advanced to the C-USA Tournament semifinals. Houston finished the regular season with a 9-5 C-USA record to earn a first-round bye in the C-USA Tournament. The Cougars knocked off UCF 71-52, in the quarterfinals before falling to No. 1 seed and eventual C-USA Tournament champions Memphis in the semifinals.

After beating BYU in the first round of the NIT, Houston's season

came to an end when the Cougars fell at Missouri State in the second round.

Individually, **Ramon Dyer** and Lafayette were All-Conference USA Second-Team selections, while **Lanny Smith** was chosen as an All-Conference USA Third-Team performer.

Lafayette led the Cougars in scoring with 15.7 points per game and ranked second nationally in steals with 3.4 per contest. His average set both C-USA and UH single season records. His total of 105 steals tied the C-USA single season mark, trailing only Drexler's single-season record.

Dyer was Houston's scoring leader and ranked second among the team leaders in steals in C-USA regular season games with 14.1 points and 2.1 steals per game. He averaged 12.1 points throughout the season and led the Cougars in rebounding with a 6.1 average and in blocked shots with 33.

Smith averaged 12.1 points and 5.4 assists per game. He also was named to the NABC All-Region team.

It was the first time the Cougars had three All-Conference players in one season since joining C-USA.

BUILDING THE MOMENTUM

Despite battling preseason injuries, the Cougars managed to post its best finish in both the Conference USA regular-season standings and C-USA Tournament in 2007.

The Cougars finished third in the regular-season standings after splitting overtime outcomes against UCF. Houston also beat Southern Miss and Rice to advance to the C-USA Tournament's championship for the first time.

Junior college transfer **Robert McKiver** replaced Smith in the starting lineup, and earned All-Conference USA First-Team honors after averaging 19.2 points and 3.4 assists per game.

Lafayette was an All-Conference USA Second-Team selection for the second straight season after averaging 14.3 points and leading the league in steals for the second year in a row with 2.4 per game.

McKiver and Lafayette also were named to the C-USA All-Tournament team.

Senior **Jahmar Thorpe** was the team's MVP after he chipped in with 10.9 points per game and led the team in rebounding and field-goal percentage despite playing most of the year with a broken wrist and a sprained wrist on the other hand.

Dion Dowell came to Houston after playing two seasons at Texas and averaged 11.1 points and nearly six rebounds in 27 games.

Late in the season, **Marcus Malone** developed into a defensive stopper when he held C-USA's scoring leader Morris Almond to just 11 points in the league's tournament after Almond had averaged more than 26 points per game.

Those five players helped lead Houston to its third straight winning season and best finish in C-USA.

A POSTSEASON FIRST

Throughout its history, the Cougars have enjoyed tremendous success in postseason tournaments, but the 2007-08 campaign brought a first to the program.

After finishing third in the C-USA standings with 22 regular-season wins, the Cougars accepted a berth to the inaugural College Basketball Invitational.

In that new postseason tournament, the Cougars knocked off Nevada on the road and returned to the friendly confines of Hofheinz Pavilion to dominate Valparaiso before falling to eventual champion Tulsa.

Guard **Robert McKiver** was named to the CBI All-Tournament Team and was a member of the All-Conference USA First Team for the second straight season after averaging more than 23 points per game. The New Haven, Conn., native also earned places on the NABC All-District 9 First Team and the USBWA All-District VII Team.

The senior guard also became only the fourth player in school history to record 50 points in a game, scoring a career-best 52 against C-USA rival Southern Miss on Feb. 27, 2008, in Hofheinz Pavilion. He ended his career with the fourth-most points in UH single-season history and still holds the Cougar career, single-season and single-game record in 3-pointers made.

Finishing with a 24-10 overall record, the Cougars posted the

program's most wins since the 1991-92 campaign and won a pair of postseason tournament games for the first time since 1983-84.

A FIRST

In 2008-09, the Cougars advanced to a postseason tournament for the fourth time in the last five years and finished with a 21-12 record.

It marked the fifth straight season – all under Penders – that the Cougars recorded at least 18 wins, a first in school history. Prior to that, the Cougars had not reached that milestone in four straight seasons since 1989-93.

BACK TO THE BIG DANCE

The Cougars used a late run during the 2009-10 season to make their first return to the NCAA Tournament in nearly two decades.

Having been unable to win four straight games at any point during the regular season, the Cougars won four consecutive games in as many days to win the GMC Sierra Conference USA Championship title at the BOK Center in Tulsa, Okla.

Houston used a 15-3 run down the stretch to upend No.25 UTEP in the title game and claim their first C-USA Championship crown. Scoring a C-USA Championship game-record 28 points, senior guard **Kelvin Lewis** was named the Most Outstanding Player.

He was joined on the All-Tournament Team by senior guard **Aubrey Coleman**, who finished as the national scoring champion by season's end, a first in school history.

The Cougars met No. 4 seed Maryland in the NCAA Tournament West Region First Round. Despite a valiant effort, Houston saw its postseason run end with an 89-77 loss to the Terrapins.

JAMES DICKEY JOINS THE PROGRAM

Shortly after the Cougars' postseason run ended at the 2010 NCAA Tournament, Penders and his staff resigned.

In early April, **James Dickey** became the eighth coach in the history of the program and quickly assembled his staff to prepare for the 2010-11 season.

Dickey, who was a 10-year head coach at Texas Tech from 1991 to 2001, hired former Houston head coach **Alvin Brooks** as associate head coach and added assistant coaches **Daniyal Robinson** and **Ulric Maligi**.

The new group was joined by director of operations and former Cougar legend **Michael Young**, who begins his 13th season with the program in 2010-11.



COUGAR BASKETBALL A to Z

100-POINT GAMES

The Cougars have scored 100 or more points in 173 games, enjoying a 169-4 record when they reach triple digits. Houston's first 100-point game came on Dec. 6, 1954, in a 102-89 decision over Sam Houston State. UH last reached that milestone in a 105-81 home win against TCU on Dec. 23, 2009.

1,000 WINS

Houston enjoyed its 1,000th win in school history with a 66-53 victory over Memphis in Hofheinz Pavilion on Feb. 5, 2005. Memphis native **Brian Latham** led the Cougars with 22 points and five steals. **Ramon Dyer** added 19 points and led the Cougars with 11 rebounds and three blocked shots.

ALL-AMERICANS

The University of Houston has produced 19 All-American players since the Cougars began playing basketball in 1946. **Gary Phillips** was the first Cougar to earn All-American honors in 1961, while **Elvin Hayes** is Houston's only three-time All-American.

Otis Birdsong was named a consensus All-American in 1977, and **Hakeem Olajuwon** became the third Cougar to earn consensus All-American honors in 1984.

ALL-CONFERENCE USA SELECTIONS

Houston has produced 18 All-Conference USA honorees during its affiliation with the league.

Guard **Aubrey Coleman** was named to the All-Conference USA First Team in 2009-10 for the second straight season. He became the first player since **Robert McKiver** accomplished that feat in 2007-08.

Coleman and **Kelvin Lewis** were named to the All-Conference USA teams following the 2008-09 season.

Coleman was named to the league's First Team and also recognized as the C-USA Newcomer of the Year, while Lewis earned a place on the Third Team and was selected as a member of the All-Defensive Team.

It was the first C-USA postseason honor for either player.

McKiver was named to the All-Conference USA First Team in 2007-08, the second straight year he was named to the league's postseason team. Forward **Dion Dowell** was named to the Third Team.

McKiver and **Oliver Lafayette** combined to earn All-Conference USA honors in 2006-07. McKiver became Houston's first player named All-Conference USA First-Team since 2002-03. Lafayette earned All-Conference USA Second-Team honors for the second straight season, becoming the fourth Cougar to gain All-Conference USA honors twice in his career.

In 2005-06, Houston recorded more than two players named All-Conference USA selections in the same season for the first time in school history. That year, Lafayette and **Ramon Dyer** were named All-C-USA Second-Team performers, while **Lanny Smith** was an All-C-USA Third Team player.

Houston has had 12 players named to the All-Conference USA teams since joining the league in 1996-97.

Andre Owens was named an All-Conference USA Second-Team selection in 2005, while **Louis Truscott** was an All-Conference USA First-Team performer in 2002-03 and a Second-Team honoree in 2001-02.

Gee Gervin was named to the First Team in 1998-99 and 1999-00, **Galen Robinson** was picked for the Third Team in 1996-97 and 1997-98, and **Kenny Younger** was a Third-Team

selection in 1998-99.

Alton Ford was a C-USA All-Freshman selection in 2000-01, while **George Williams** was named to the 1999-00 C-USA All-Freshman team.

ALL-TOURNAMENT TEAM (C-USA)

The Cougars have had five players named to the Conference USA All-Tournament Team. With their amazing postseason run in 2009-10, guards **Aubrey Coleman** and **Kelvin Lewis** became the latest members.

Lewis was honored as the Championship's Most Outstanding Player, becoming the Cougars' first honoree in C-USA and only the fifth in program history.

Robert McKiver and **Oliver Lafayette** were named to the 2007 C-USA All-Tournament Team after leading the Cougars to the C-USA Tournament championship game for the first time.

McKiver averaged 20 points throughout the tournament, while Lafayette added 14.3 points, shot 50 percent from the field and led the team with 5.3 rebounds in the three games.

Marcus Oliver was selected to the 2002 C-USA All-Tournament team after averaging 18.7 points and shooting 60.0 percent (18-30) from beyond the three-point line in three games.

ALL-SOUTHWEST CONFERENCE

From 1976-1996, 26 Cougars earned 44 All-Southwest Conference honors. **Rob Williams**, **Clyde Drexler**, **Alvin Franklin**, **Rickie Winslow** and **Craig Upchurch** were three-time All-SWC selections. Williams is the only Cougar named to the All-SWC First Team three times during his career.

Otis Birdsong, **Michael Young**, and **Craig Upchurch** earned All-SWC First-Team honors twice. Drexler joined **Hakeem Olajuwon**, **Alvin Franklin**, **Greg Anderson**, **Carl Herrera**, **Bo Outlaw** and **Tim Moore** as Houston's other First-Team choices.

In 1991-92, Houston's starting lineup of Upchurch, Outlaw, **Derrick Daniels**, **David Diaz** and **Sam Mack** were All-SWC Second-Team members.

ALL-TIME RECORD

Houston enters the 2010-11 season with an all-time record of 1,107 wins and 740 losses in 65 seasons. The Cougars began playing basketball on Jan. 10, 1946, with a 62-35 win over North Texas.

AP POLL

Houston was ranked No. 25 in the Associated Press Top 25 poll on Dec. 12, 2005. It was the first time since Jan. 25, 1993, that the Cougars were ranked in an AP poll.

Houston has been ranked in 116 weekly polls overall, including 63 weeks among the AP Top 10 teams. The Cougars were ranked No. 1 in 11 weekly polls during the 1967-68 and 1982-83 seasons when the Cougars ended each regular season atop both the AP and UPI polls.

BIRDSONG, OTIS

A consensus All-American in 1977, **Otis Birdsong** became the first sophomore in school history to register 1,000 career points and finished his career as second on

Houston's all-time scoring charts with 2,832 points. He also ranks seventh among Houston's all-time career assists and third among steals leaders.

As a senior, Birdsong averaged 30.3 points per game while leading Houston to a 29-8 record and the NIT championship game against St. Bonaventure. He scored 38 points against the Bonnies and was later named the Southwest Conference Player of the Decade for the 1970s.

Birdsong was the second player chosen in the 1977 NBA Draft and went on to play 12 seasons in the NBA. He appeared in four NBA All-Star Games and ended his career with over 14,000 points.

CHANEY, DON

A former NBA player and coach, **Don Chaney** joined **Elvin Hayes** as the first two African-Americans to sign with Houston in 1964. During his Cougar staint, he helped lead the Cougars to an 81-12 record and two NCAA Final Fours in their three seasons at the school.

Following his collegiate career at Houston, Chaney was the 12th overall player chosen in the first round of the 1968 NBA Draft by Boston. He played 11 seasons in the NBA with the Celtics and Los Angeles Lakers. He has the distinction of being the only Celtic to play with both Bill Russell and Larry Bird.

He also played with the St. Louis Spirits of the ABA in 1975-76. During his NBA career, he scored 6,216 points and registered 492 steals and 196 blocked shots while being named to the NBA's Second-Team All-Defensive Team five times in his career.

After he retired as a player in 1980, Chaney spent 22 seasons coaching in the NBA, nine as a head coach with the Houston Rockets, Los Angeles Clippers, Detroit Pistons and New York Knicks.

He was named the 1991 NBA Coach of the Year as the head coach of the Rockets and inducted into the Louisiana Sports Hall of Fame in 1991.

COLEMAN, AUBREY

In a program rich in history, guard **Aubrey Coleman** became the first national scoring champion in Houston history. The Houston native posted 896 points in 35 games to finish with 25.6 points per game.

He finished nearly three points ahead of his closest competitor, Adnan Hodzic of Lipscomb (22.7).

While the Houston program has enjoyed national statistical champions in field goal percentage and rebounding, Coleman became the first Cougar to lead the country in scoring.

COUGARS

Athletic teams at the University of Houston have been called the Cougars since 1927, the year the school was founded as a junior college.

One of the original faculty members, John R. Bender, came to the school after serving as the head football coach at Washington State. When he tutored a volunteer football squad, he named them the "Cougars."

When UH began sponsoring intercollegiate athletics in 1946, "Cougars" was adopted as the name for its athletics teams.

FINAL TOP 25 RANKINGS

Year	AP	Coaches
1966	—	14
1967	7	6
1968	1	1
1970	12	11
1971	14	18
1973	13	18
1978	—	16
1983	1	1
1984	5	5



COUGAR BASKETBALL A to Z

COLLEGE BASKETBALL INVITATIONAL

The Cougars earned their second straight trip to the College Basketball Invitational in 2008-09, bowing out at eventual champion Oregon State.

It was the second straight season that the Cougars lost to the eventual CBI champion. In 2007-08, UH enjoyed back-to-back wins at Nevada and against Nevada in Hofheinz Pavilion to reach the semifinals before bowing out at Tulsa.

During that first CBI appearance, guard **Robert McKiver** was named to the All-Tournament Team after leading the Cougars with more than 28 points per game.

COLLEGE BASKETBALL'S TOP 37 PROGRAMS

Street & Smith's magazine ranked Houston as one of the top 37 College Basketball Programs of All-Time in 2004-05.

COLLEGE BASKETBALL HALL OF FAME

Houston is well represented in the NABC College Basketball Hall of Fame that opened in Kansas City in November 2007. Former **head coach Guy V. Lewis** was inducted after leading the Cougars to 592 wins and five NCAA Final Fours. Lewis also created Houston's historic match-up against UCLA in the Astrodome on Jan. 20, 1968, and coached college basketball's most famous fraternity, Phi Slama Jama, in 1982-83.

Former players **Elvin Hayes** and **Clyde Drexler** also are members of the Hall of Fame after being inducted in the Naismith Basketball Hall of Fame in Springfield, Mass.

COLORS

The University of Houston adopted scarlet and white as the school's official colors in 1938. These were the colors on General Sam Houston's family shield.

Red is a metaphor for courage and inner strength to face the unknown. A navy trim was added in 1998-99.

CONFERENCE USA

Conference USA enters its 16th year of existence in 2010-11. The league is comprised of East Carolina, Houston, Marshall, Memphis, Rice, SMU, Southern Miss, Tulane, Tulsa, UAB, UCF and UTEP.

DICKEY, JAMES

James Dickey became the eighth head coach in Houston history with his hiring on April 1, 2010. Dickey, who worked for 10 seasons as the head coach at Texas Tech from 1991-01, brings a 164-123 record into the 2010-11 season.

DREAM TEAM

Clyde Drexler and **Hakeem Olajuwon** competed in the Olympics as members of Team USA's Dream Teams in 1992 and 1996, respectively.

Drexler was a member of the original "Dream Team" in 1992 that won the gold medal in Barcelona. Olajuwon was named to "Dream Team II" in 1996, when the USA won the gold medal in Atlanta.

DREXLER, CLYDE

Clyde Drexler was inducted into the Naismith Memorial Basketball Hall of Fame on Sept. 10, 2004. He is the only Cougar to amass more than 1,000 points, 900 rebounds, 300 assists and 250 steals.

He was named the Southwest Conference Newcomer of the Year after setting a school freshman record with 10.5 rebounds per game.

He led Houston to two NCAA Final Four appearances and earned All-America First-Team honors in 1983, after helping lead "Phi Slama Jama" to the national championship game against NC State.

Drexler was the 14th overall player selected in the first round of the 1983 NBA Draft by the Portland Trail Blazers. A 10-time NBA All-Star player, Drexler was a member of the 1992 Olympic "Dream Team" and led the Trail Blazers to the 1990 and 1992 NBA Finals.

He spent more than 11 seasons in Portland, setting franchise records in 10 categories. Drexler was traded to Houston on Feb. 14, 1995, and helped lead the Rockets to the NBA championship that season. Two years later, he helped the Rockets reach the 1997 Western Conference Finals.

In 1996, the NBA named him one of its 50 Greatest Players of All-Time.

After leading the Rockets in scoring in 1997-98, Drexler announced his retirement to return to UH as head coach. He served in that position from 1998 to 2000.

DUNBAR, LOUIS

As a player and coach for the Harlem Globetrotters, **Louis "Sweet Lou" Dunbar** has entertained basketball fans for more than 26 seasons. Dunbar, who is 6-10, was one of the first big men to play point guard when he played at Houston in 1973-75 and competed at all five positions during his Cougar career.

In 1974-75, Dunbar averaged 23 points and seven rebounds to earn All-America Third-Team honors.

Following his senior year, Dunbar was drafted by the Philadelphia 76ers in the 1975 NBA Draft.

He served as the head coach of the Harlem Globetrotters from 2008-10.

FOSTER, PAT

Pat Foster was named Houston's third head coach in 1986-87, when he succeeded **Guy V. Lewis**. During his seven seasons at UH, Foster compiled a 142-73 record with six postseason tournament appearances.

Foster was named the 1992 Southwest Conference Coach of the Year after leading the Cougars to the 1992 SWC championship. He also directed the Cougars to the 1987, 1990 and 1992 NCAA Tournaments and the 1988, 1991 and 1993 NIT postseason tournaments.

GAME OF THE CENTURY

In a titanic contest between the two best teams and the two best players in the nation, the Cougars upset top-ranked UCLA 71-69 before a capacity crowd of 52,693 in the Astrodome on Jan. 20, 1968.

All-American **Elvin Hayes** scored 39 points and pulled down 15 rebounds in the first nationally televised college game.

GERVIN, GEE

Gee Gervin became the first Cougar to earn All-Conference USA First-Team honors in 1998-99, after becoming the first player in C-USA history to lead the league in scoring and assists with 20.6 points and 4.1 assists per game. Gervin also was named an All-C-USA First-Team performer for the second

straight year in 1999-00.

GULF COAST CONFERENCE

Houston was a member of the Gulf Coast Conference in 1949-50 when the Cougars won the league championship. Midwestern State, North Texas and Trinity were other members.

HALL OF HONOR

In November 2008, **Louis "Sweet Lou" Dunbar** and the 1967-68 team became the 15th and 16th representatives from the basketball program to be inducted into the University of Houston Athletics Hall of Honor.

It was the first time that an entire team was inducted into the Athletics Hall of Honor.

Other members include: **Guy Lewis** (1971), **Gary Phillips** (1972), **Elvin Hayes** (1974), **Don Boldebuck** (1976), **Don Chaney** (1981), **Alden Pasche** (1982), **Clyde Drexler**, **Hakeem Olajuwon**, **Ken Spain** and **head coach Guy Lewis** (1998), **Otis Birdsong** (2000), **Dwight Jones** (2002), **Michael Young** (2004) and **Dwight Davis** and **Rob Williams** (2006).

HAYES, ELVIN

Voted one of the Top 25 NCAA's all-time players in a 2005 *CBSSportsline.com* fan poll, **Elvin Hayes** put the University of Houston on the college basketball map on Jan. 20, 1968, when he led the Cougars to a 71-69 victory over No. 1 UCLA in the Houston Astrodome.

He is the greatest player ever to wear a Cougar uniform and continues to hold school records for most points and rebounds in a game, season and career. Hayes was a two-time, consensus All-America performer and led the Cougars to an 81-12 record and three NCAA Tournament berths during his three seasons as a player.

HENDRIX, LLOYD

A four-year letterman from 1947-51, **Lloyd Hendrix** was the first Cougar to score 1,000 points in his career. Hendrix tallied 1,026 points and ranks 39th on Houston's current career scoring list.

INDEPENDENT

Houston was independent of any conference affiliation from 1960-76. During that span, the Cougars had a 308-112 record and played in nine NCAA Tournaments and one NIT. Houston also played in their first two NCAA Final Fours in 1967 and 1968.

JONES, DWIGHT

A member of the UH Athletics Hall of Honor and the 1972 U.S. Olympic Team, **Dwight Jones** played two seasons at Houston from 1971-73. He led the Cougars in rebounding both seasons with averages of 13.3 and 14.1 rebounds per game, respectively.

He also led Houston with 97 blocked shots in 1972-73 before being selected by the Atlanta Hawks in the first round of the 1973 NBA Draft. Davis played 10 seasons in the NBA with the Hawks, Houston Rockets, Chicago Bulls and Los Angeles Lakers.

LAFAYETTE, OLIVER

A two-time All-Conference USA Second-Team selection and a member of the 2007 C-USA All-Tournament Team, **Oliver Lafayette** set a single-season and career record for most



COUGAR BASKETBALL A to Z

steals per game.

A native of Baton Rouge, La., Lafayette also was named the *The Sporting News* National Player of the Week after leading Houston to back-to-back upset wins at No. 25 LSU, when he scored a career-high 32 points, and No. 13 Arizona, when he netted 28 points.

Lafayette scored a game-high 23 points and tied Houston's NIT record with eight steals in a 77-67 win over BYU in the First Round on March 15, 2006. It was Houston's first national postseason tournament win since 1984.

As a senior, he led the Cougars to their first C-USA Tournament championship game after averaging 14.3 points and 5.3 rebounds in three games.

LEWIS, GUY V.

A name synonymous with Cougar Basketball, **Guy V. Lewis** was an integral part of Houston's program as a player, assistant coach and head coach.

He was the team captain of Houston's first two Lone Star Conference championship teams. After serving three seasons as an assistant coach, Lewis was named the program's second head basketball coach in 1956.

During the next 30 seasons, Lewis recorded 592 wins and led the Cougars to five NCAA Final Four appearances, 14 NCAA Tournaments and four Southwest Conference Postseason Classic titles. He also guided Houston to the 1977 NIT Championship game and produced 11 first round selections in the NBA Draft and 29 NBA Draft selections overall.

LONE STAR CONFERENCE

Houston first competed as a member of the Lone Star Conference from 1946 to 1949. Other members of the league were East Texas State, North Texas State, Sam Houston State, Southwest Texas State, and Stephen F. Austin. The Cougars won the LSC championship in their first two seasons of existence and ended the 1948-49 campaign in second place.

The Lone Star Conference celebrated its 75th anniversary in 2006-07, and former UH player and head coach **Guy V. Lewis** was named among the league's All-Time players. Former athletics director **Rudy Davalos** also was recognized for his career at Texas State.

MCCALLUM, RAY

Ray McCallum became Houston's sixth head coach on April 20, 2000. In 2001-02, his Cougar team finished with an 18-15 record, reached the C-USA Tournament semifinals and earned a berth to the NIT.

MCDONALD'S ALL-AMERICANS

Alton Ford and **Rickie Winslow** earned McDonald's High School All-America honors before signing with Houston.

Winslow was a starting forward on Houston's 1983-84 NCAA Final Four team as a freshman. He also helped the Cougars reach the 1985 NIT and 1987 NCAA Tournament. He ended his career ranked among the school's Top-10 career leaders with with 1,548 points and 969 rebounds.

Ford was named to the Freshman All-America Fourth Team and to the Conference USA All-Freshman Team in 2000-01.

MISSOURI VALLEY CONFERENCE

Houston competed as a member of the Missouri Valley Con-

ference from 1950 to 1960. Other members of the conference at that time were Bradley, Detroit, Drake, Oklahoma State, Saint Louis, Tulsa and Wichita State between 1950-57.

Oklahoma State and Detroit left the league in 1957 and were replaced by Cincinnati and North Texas State. The Cougars won the MVC championship in 1956.

NAIB TOURNAMENT

Before earning its first NCAA Tournament bid in 1956, Houston played in the NAIB tournament in Kansas City, Mo., during each of its first two seasons in 1946 and 1947.

NAISMITH MEMORIAL BASKETBALL HALL OF FAME

In September 2008, **Hakeem Olajuwon** became the third Cougar to be inducted into the Naismith Memorial Basketball Hall of Fame.

Clyde Drexler was inducted in 2004, while **Elvin Hayes**, was enshrined in 1990. Former head coach **Guy V. Lewis** was named a finalist for induction into the Hall of Fame in 2003.

Former Cougar golfer and current CBS basketball announcer **Jim Nantz** received the Curt Gowdy Electronic Media Award in 2002.

NANTZ, JIM

Former University of Houston golfer **Jim Nantz** has served as the lead play-by-play announcer for CBS Sports' college basketball coverage since 1990. Before becoming the lead play-by-play announcer, Nantz served as host of CBS's coverage of the NCAA Tournament and Final Four.

NATIONAL COACH OF THE YEAR

Head coach **Guy V. Lewis** was named the Coach of the Year by the National Association of Basketball Coaches in 1968 and 1983.

NATIONAL PLAYER OF THE YEAR

The University of Houston has produced two National Players of the Year. **Elvin Hayes** earned the award in 1968 after leading the Cougars to a 31-2 record and second straight appearance in the NCAA Final Four.

Hakeem Olajuwon collected the hardware in 1984 after leading UH to its third straight NCAA Final Four berth.

NBA'S ALL-TIME TOP 50 PLAYERS

Houston joined North Carolina and LSU as the only schools to produce three players who were named to the NBA's All-Time Top 50 players in 1997. **Clyde Drexler**, **Elvin Hayes** and **Hakeem Olajuwon** were the three Cougars named to the team.

NBA DRAFT

Forty-four Cougar players have been selected in the NBA Draft. Houston is one of only 14 NCAA schools to have two No. 1 picks in the NBA Draft. The San Diego Rockets selected **Elvin Hayes** in 1968, while the Houston Rockets picked **Hakeem Olajuwon** in 1984.

In addition, **Dwight Davis** and **Otis Birdsong** were the second overall players picked in the draft. The Cleveland Cavaliers selected Davis in 1972 and Birdsong was selected by the Kansas City Kings in 1977.

Those four players are among 11 Cougars chosen in the

draft's first round.

NBA CHAMPIONS

Three Cougar players have been a part of NBA championship teams. **Elvin Hayes** led the Washington Bullets to the 1978 NBA championship. **Hakeem Olajuwon** led the Houston Rockets to back-to-back NBA titles in 1994 and 1995, while **Clyde Drexler** joined Olajuwon as a member of the Rockets' 1995 NBA championship squad.

NCAA TOURNAMENT

Houston has competed in 19 NCAA Tournaments, compiling a 26-24 record. The Cougars finished as the NCAA National Runner-up in 1983 and 1984, while finishing third in 1967.

The Cougars have advanced to five NCAA Final Fours with nine appearances in the NCAA Tournament Sweet 16.

NCAA FINAL FOUR

The Cougars have competed in five NCAA Final Fours with back-to-back appearances in 1967 and 1968 and three straight berths from 1982 to 1984.

NCAA ALL-TOURNAMENT TEAM

Hakeem Olajuwon was named the 1983 NCAA Final Four Most Outstanding Player and was named to the NCAA All-Tournament Team in 1984.

He was the last player to receive Most Outstanding Player accolades while playing for a team that did not win the national championship.

Elvin Hayes was an All-Tournament selection in 1968, while **Alvin Franklin** and **Michael Young** joined Olajuwon on the 1984 NCAA All-Tournament Team.

NIT

The Cougars played in the NIT for the ninth time in 2005-06. Houston's other NIT appearances came in 1962, 1977, 1985, 1988, 1991, 1993, 2002 and 2005.

The Cougars have compiled a 5-9 record in the NIT with the last win coming in 2006 against BYU during the First Round. In 1977, the Cougars rattled off three straight wins in the NIT to advance to the tournament's championship game.

The Cougars advanced to the second round in 1988. In addition, the Cougars played in the 1990 Preseason NIT and were 1-1 in games at Wichita State and at St. John's.

OLAJUWON, HAKEEM

Named one of the Top 25 NCAA's all-time players in a 2005 *CBSsportsline.com* fan poll, **Hakeem Olajuwon** is one of eight centers in history to lead his team to three straight NCAA Final Fours.

A two-time All-America performer, Olajuwon was named a consensus All-American in 1983-84 after becoming just the third player in NCAA history to lead the NCAA in two different categories. He led the nation in field-goal percentage (.675) and rebounding (13.5 average).

He was named the Southwest Conference Player of the Decade for the 1980s.

OLYMPIC GAMES

In addition to **Clyde Drexler** and **Hakeem Olajuwon** playing on "Dream Teams" I and II, five other Cougars have



COUGAR BASKETBALL A to Z

played in the Olympic Games.

Ken Spain played for the United States in 1968, while **Dwight Jones** was a member of the USA team in 1972. At the 1992 Olympic Games in Barcelona, **Rolando Ferreira** played for Brazil, while **Carl Herrera** and **David Diaz** played on Venezuela's first Olympic team.

OWENS, ANDRE

Andre Owens was an All-Conference USA Second-Team performer and an All-District Second-Team member as a senior in 2004-05 after leading C-USA in scoring with 18.3 points per game.

He ended his career as the school's leader in single-season and career 3-pointers made. With 1,407 points, he ranks 14th among Houston's career scoring leaders.

During his professional career, Owens has played with the NBA's Utah Jazz and Indiana Pacers.

OUTLAW, BO

Bo Outlaw was named the Southwest Conference Player of the Year in 1992-93 after leading the nation in field-goal percentage and the SWC in blocked shots for the second straight season.

Outlaw came to Houston as a junior college transfer in 1991-92 and was a two-time SWC Defensive Player of the Year.

He has played with five teams during his NBA career, including the Orlando Magic during the 2007-08 season.

OVERTIME

The Cougars have posted a 38-31 overall record in overtime games during their all-time history. The Cougars are 31-24 in single overtime games, 6-3 in double overtime contests, 1-2 in triple overtime bouts and 0-2 in quadruple overtime battles.

Houston also has a 23-8 mark in overtime games played at home and a 5-1 record at neutral sites.

PASCHE, ALDEN

The late **Alden Pasche** was Houston's first head coach and compiled a 135-116 record in 11 seasons at UH. Pasche led the Cougars to championships in the Lone Star Conference (1946 and 1947), Gulf Coast Conference (1949) and Missouri Valley Conference (1956).

PENDERS, TOM

Tom Penders was named Houston's seventh head coach on March 23, 2004. In six seasons at Houston, Penders compiled a 121-77 career record in six seasons as a head coach.

He also finished with a 648-438 record in 36 seasons overall as a head coach.

He came to Houston after coaching at George Washington, Texas, Rhode Island, Fordham, Columbia and Tufts.

PHILLIPS, GARY

A three-time, All-Missouri Valley Conference selection, **Gary Phillips** was the first Cougar to attain All-America status after being named to the Second Team in 1959-60.

In 1960-61, he was named to the All-America First Team after helping leading the Cougars to their second NCAA Tournament appearance.

Phillips also became the first Cougar selected in the first round of the NBA Draft when he was chosen by the Boston

Celtics in 1961.

PHI SLAMA JAMA

Born from the fast break and furious slam dunking style of play, Texas' tallest fraternity leaped to the top of college basketball charts in 1982-83. The name was coined by former *Houston Post* sportswriter Thomas Bonk.

Houston's "Phi Slama Jama" compiled a 31-3 record, put together the nation's longest winning streak of 26 games and finished the regular season as the nation's No. 1 team.

"Phi Slama Jama" won the Southwest Conference title with a 16-0 record, won the SWC Postseason Classic and defeated No. 2 Louisville in the NCAA Final Four before falling 54-52 to NC State in the NCAA Championship game.

RETIRED JERSEYS

Former All-American **Michael Young**'s No. 42 jersey was retired in halftime ceremonies against Kentucky on Dec. 18, 2007. He became the fifth Cougar player to have his jersey retired.

Elvin Hayes became the first UH athlete in any sport to have his jersey retired in 1993, when his 44 jersey was retired.

Otis Birdsong's No. 10 jersey was retired on Jan. 18, 1997. UH honored **Clyde Drexler** and **Hakeem Olajuwon** on Feb. 12, 1997, when their No. 22 (Drexler) and No. 34 (Olajuwon) jerseys were retired.

SOUTHWEST CONFERENCE

Houston competed as a member of the Southwest Conference from 1976-96 before joining Conference USA. Other members of the league included Arkansas, Baylor, Rice SMU, Texas, Texas A&M, TCU and Texas Tech.

The Cougars won three SWC championships and five SWC Tournament titles. UH also played in nine NCAA Tournaments and five NITs as a SWC member.

SWC PLAYERS OF THE DECADE

Only Cougars were selected as Southwest Conference Players of the Decade. A 1977 Consensus All-American, **Otis Birdsong** was the SWC Player of the Decade for the 1970s. He was the only SWC player to average 30 points in a season, ending the 1976-77 season with a 30.3 average.

A 1984 Consensus All-American, **Hakeem Olajuwon** was named the SWC Player of the Decade for the 1980s after leading the Cougars to three consecutive Final Four berths. He also became the third player in NCAA history to lead the nation in two statistical categories with a .675 field-goal percentage and 13.5 rebounds per game.

SWC PLAYERS OF THE YEAR

Six Cougars were named the Southwest Conference Player of the Year from 1977 to 1993. **Otis Birdsong** was selected the SWC Player of the Year in 1977, while **Rob Williams** earned the honor in 1981.

Teammates **Clyde Drexler** and **Michael Young** shared the award in 1983. **Hakeem Olajuwon** was named the 1984 SWC Player of the Year. In addition, **Bo Outlaw** earned SWC Player of the Year honors in 1993.

SWC COACHES OF THE YEAR

Two Cougar coaches earned three Southwest Conference Coach of the Year honors during their careers.

Guy V. Lewis was named the SWC Coach of the Year in 1983 and 1984 after leading Houston to back-to-back SWC championships with a combined 31-1 league record.

Pat Foster attained SWC Coach of the Year honors in 1992 after leading Houston to a second-place finish in the SWC standings.

TELEVISION

The University of Houston played in the first nationally televised regular season game, when the Cougars met UCLA on Jan. 20, 1968, inside Houston's Astrodome.

Since that game, the Cougars have appeared on television an additional 366 times.

TRUSCOTT, LOUIS

Louis Truscott was named All-Conference USA First-Team selection in 2002-03 after finishing among the nation's top six rebounding leaders with an 11.3 average. Truscott also led C-USA in double-doubles with 16. He was an All-Conference USA Third-Team choice in 2001-02 after recording 13 double-double performances.

UPI POLL

The Cougars finished in final rankings of the UPI coaches poll nine times. The Cougars ended their 1968 and 1983 seasons as the No. 1 team in the poll and were in the Top 10 on two other occasions.

YOUNG, MICHAEL

Current Houston director of operations **Michael Young** was elected into the Athletics Hall of Honor in 2004. Young is one of three Cougars to score 2,000 points in their collegiate careers, ending his career with 2,043 points between 1980-84.

The Cougars posted a 109-25 overall record during his collegiate career with Young as the scoring leader for two of Houston's most successful teams. He led "Phi Slama Jama" with a 17.3 scoring average in 1982-83 and the 1983-84 NCAA Finalist with 19.8 points per game. Young also led the 1983-84 squad in steals with 1.8 per game.

**COUGARS IN THE NBA****GREG ANDERSON**

1988-88 NBA All-Rookie First Team

1987-89 • San Antonio Spurs
 1989-91 • Milwaukee Bucks
 1990-91 • New Jersey Nets
 1990-92 • Denver Nuggets
 1993-94 • Detroit Pistons
 1994-95 • Atlanta Hawks
 1995-97 • San Antonio Spurs
 1997-98 • Atlanta Hawks

OTIS BIRDSONG

Four-time NBA All-Star

1977-81 • Kansas City Kings
 1981-88 • New Jersey Nets
 1988-89 • Boston Celtics

DON CHANEY

• 1969, 1974 NBA Champions

1984-87 • Los Angeles Clippers • Head Coach
 1988-92 • Houston Rockets • Head Coach
 1993-95 • Detroit Pistons • Head Coach
 2001-04 • New York Knicks • Head Coach

1968-75 • Boston Celtics
 1975-76 • St. Louis Spirits (ABA)
 1976-78 • Los Angeles Lakers
 1978-80 • Boston Celtics

DWIGHT DAVIS

1972-73 NBA All-Rookie First Team

1972-75 • Cleveland Cavaliers
 1975-77 • Golden State Warriors

CLYDE DREXLER

• 2004 Naismith Memorial Basketball
 Hall of Fame Inductee
 • NBA's All-Time Top 50 Greatest Players
 • 10-Time NBA All-Star
 • 1991-92 All-NBA First Team
 • 1996 NBA Champions

1983-95 • Portland Trail Blazers
 1995-98 • Houston Rockets

ROLANDO FERREIRA

1988-89 • Portland Trail Blazers

ALTON FORD

2001-03 • Phoenix Suns
 2003-04 • Houston Rockets

ANTHONY GOLDWIRE

1995-97 • Charlotte Hornets
 1996-98 • Denver Nuggets
 2000-01 • Denver Nuggets
 2002-03 • San Antonio Spurs
 & Washington Bullets
 2003-04 • New Jersey Nets
 & Minnesota Timberwolves
 2004-05 • Milwaukee Bucks & Detroit Pistons
 2005-06 • Los Angeles Clippers

ELVIN HAYES

• 1990 Naismith Memorial Basketball
 Hall of Fame Inductee
 • 1978 NBA Champions
 • NBA's All-Time Top 50 Greatest Players
 • 12-Time NBA All-Star
 • Three-time All-NBA First Team
 • 1968-69 NBA All-Rookie First Team
 • 1968 NBA Draft No. 1 Overall Pick

1968-71 • San Diego Rockets
 1971-72 • Houston Rockets
 1972-81 • Washington Bullets
 1981-84 • Houston Rockets

CARL HERRERA

1991-95 • Houston Rockets
 1995-98 • San Antonio Spurs
 1998-99 • Vancouver Grizzlies & Denver Nuggets

DWIGHT JONES

1973-76 • Atlanta Hawks
 1976-79 • Houston Rockets
 1979-83 • Chicago Bulls
 1982-83 • Los Angeles Lakers

TED LUCKENBILL

1961-62 • Philadelphia Warriors
 1962-63 • San Francisco Warriors

SAM MACK

1992-93 • San Antonio Spurs
 1995-97 • Houston Rockets
 1997-98 • Vancouver Grizzlies
 1998-99 • Houston Rockets
 1999-00 • Golden State Warriors
 2001-02 • Miami Heat

LARRY MICHEAUX

1983-84 • Kansas City Kings
 1984-85 • Milwaukee Bucks & Houston Rockets

HAKEEM OLAJUWON

• 2008 Naismith Memorial Basketball
 Hall of Fame Inductee
 • 1994-96 NBA Champions
 • NBA's All-Time Top 50 Greatest Players
 • 1993-94 NBA Most Valuable Player
 • Two-time NBA Finals Most Valuable Player
 • Two-time NBA Defensive Player of the Year
 • 12-Time NBA All-Star
 • Six-Time All-NBA First Team
 • Five-Time NBA All-Defensive Team
 • 1984-85 NBA All-Rookie First Team
 • 1984 NBA Draft No. 1 Overall Pick

1984-01 • Houston Rockets
 2001-02 • Toronto Raptors

BO OUTLAW

1993-97 • Los Angeles Clippers
 1997-01 • Orlando Magic
 2001-03 • Phoenix Suns
 2003-04 • Memphis Grizzlies
 2004-05 • Phoenix Suns
 2005-08 • Orlando Magic

ANDRE OWENS

2005-06 • Utah Jazz
 2007-08 • Indiana Pacers



COUGARS IN THE NBA

GARY PHILLIPS

• 1962 NBA Champions

1961-62 • Boston Celtics

1962-66 • San Francisco Warriors

GEORGE REYNOLDS

1969-70 • Detroit Pistons

ROB WILLIAMS

1982-84 • Denver Nuggets

RICKIE WINSLOW

1987-88 • Milwaukee Bucks

MICHAEL YOUNG

1984-85 • Phoenix Suns

1985-86 • Philadelphia 76ers

1993-94 • Los Angeles Clippers

NBA DRAFT HISTORY

With the selection of **Elvin Hayes** by the San Diego Rockets in 1968 and Hakeem Olajuwon by the **Houston Rockets** in 1984, the Cougars are one of only 14 college teams to produce two No. 1 overall picks in the NBA Draft.

UH joins Cincinnati (1960, 2000); Duke (1963, 1999); Duquesne (1955, 1956); Georgetown (1985, 1996); Indiana (1961, 1977); Kansas State (1949, 1959); Maryland (1976, 1995); Michigan (1966, 1993); North Carolina (1982, 1986); Purdue (1980, 1994); UCLA (1969, 1974); Utah (1962, 2005) and West Virginia (1952, 1957).

Year	Player	Round	Pick	Team
2001	Alton Ford	Second	50	Phoenix Suns
1994	Anthony Goldwire	Second	52	Phoenix Suns
1991	Alvaro Teheran	Second	44	Philadelphia 76ers
1990	Carl Herrera	Second	30	Miami Heat
1988	Rolando Ferreira	Second	26	Portland Trail Blazers
1987	Greg Anderson	First	23	San Antonio Spurs
	Rickie Winslow	Second	28	Chicago Bulls
1986	Alvin Franklin	Fourth	80	Sacramento Kings
1985	Reid Gettys	Fifth	103	Chicago Bulls
1984	Hakeem Olajuwon	First	1	Houston Rockets
	Michael Young	First	24	Boston Celtics
	Carl Lewis	10th	208	Chicago Bulls
1983	Clyde Drexler	First	14	Portland Trail Blazers
	Larry Micheaux	Second	29	Chicago Bulls
1982	Rob Williams	First	19	Denver Nuggets
	Lynden Rose	Sixth	136	Los Angeles Lakers
1980	Kenneth Williams	Ninth	189	Dallas Mavericks
1978	Cecile Rose	Fifth	89	New Jersey Nets
	Charles Thompson	Sixth	128	Phoenix Suns
1977	Otis Birdsong	First	2	Kansas City Kings
1976	David Marrs	Fifth	78	Houston Rockets
1975	Louis Dunbar	Fourth	59	Philadelphia 76ers
	Maurice Presley	Fifth	78	Portland Trail Blazers
1973	Dwight Jones	First	9	Atlanta Hawks
	Steve Newsome	Third	47	Chicago Bulls
1972	Dwight Davis	First	3	Cleveland Cavaliers
1971	Poo Welch	Fourth	56	Atlanta Hawks
1970	Melvin Bell	11th	183	Baltimore Bullets
	Ollie Taylor	12th	189	Cleveland Cavaliers
1969	Ken Spain	Second	20	Chicago Bulls
	George Reynolds	Ninth	117	Detroit Pistons
1968	Elvin Hayes	First	1	San Diego Rockets
	Don Chaney	First	12	Boston Celtics
1967	Don Kruse	10th	105	Los Angeles Lakers
1965	Jack Morgenthal	14th	98	Philadelphia 76ers
1963	Lyle Harger	Third	25	Los Angeles Lakers
1961	Gary Phillips	First	9	Boston Celtics
	Ted Luckenbill	Second	15	Philadelphia Warriors
1956	Don Boldebuck	Fifth	---	Boston Celtics
	Arthur Helms	Sixth	---	St. Louis Hawks
	Jack Margenthaler	Supplemental	---	Philadelphia Warriors
1955	Don Boldebuck	Sixth	---	Minneapolis Lakers
1954	Gary Shivers	10th	81	Baltimore Bullets
1952	Royce Ray	NA	---	Rochester Royals
1947	Charles Raynor	NA	---	Baltimore Bullets



YEARLY RECORDS

LONE STAR CONFERENCE (47-33 • 32-14 LSC)

Year	Overall		Conference				Postseason Tournament	Head Coach
	W-L	Record	Finish	Home	Away	Neutral		
1946	10-4	8-2	1st	4-2	5-1	1-1	NAIB	Alden Pasche
1946-47	15-7	11-1	1st	8-4	6-2	1-1	NAIB	Alden Pasche
1947-48	11-11	6-6	4th	6-3	5-8	0-0		Alden Pasche
1948-49	11-11	7-5	2nd	3-6	0-0	0-0		Alden Pasche

GULF COAST CONFERENCE (16-7 • 6-0 GCC)

1949-50	16-7	6-0	1st	10-0	6-7	0-0		Alden Pasche
---------	------	-----	-----	------	-----	-----	--	--------------

MISSOURI VALLEY CONFERENCE (116-134 • 46-76 MVC)

1950-51	11-17	2-12	8th	7-4	4-13	0-0		Alden Pasche
1951-52	7-14	3-7	5th	4-8	3-6	0-0		Alden Pasche
1952-53	9-13	5-5	2nd	6-4	3-9	0-0		Alden Pasche
1953-54	11-15	3-7	5th	6-6	4-7	1-2		Alden Pasche
1954-55	15-10	3-7	5th	9-2	6-5	0-3		Alden Pasche
1955-56	19-7	9-3	1st	12-1	6-3	1-3	NCAA First Round	Alden Pasche
1956-57	10-16	5-9	5th	7-5	2-10	1-1		Guy V. Lewis
1957-58	9-16	4-10	6th	5-7	4-9	0-0		Guy V. Lewis
1958-59	12-14	6-8	5th	11-3	1-11	0-0		Guy V. Lewis
1959-60	13-12	6-8	4th	9-5	4-7	0-0		Guy V. Lewis

INDEPENDENT (308-112)

1960-61	17-11			10-2	4-6	3-3	NCAA Sweet 16	Guy V. Lewis
1961-62	21-6			13-1	5-2	3-3	NIT Quarterfinals	Guy V. Lewis
1962-63	15-11			11-4	3-6	1-1		Guy V. Lewis
1963-64	16-10			12-3	2-6	2-1		Guy V. Lewis
1964-65	19-10			13-2	2-5	4-3	NCAA Sweet 16	Guy V. Lewis
1965-66	23-6			14-0	4-3	5-3	NCAA Sweet 16	Guy V. Lewis
1966-67	27-4			12-0	7-3	8-1	NCAA Final Four	Guy V. Lewis
1967-68	31-2			18-0	6-0	7-2	NCAA Final Four	Guy V. Lewis
1968-69	16-10			14-3	0-5	2-2		Guy V. Lewis
1969-70	25-5			16-0	7-2	2-3	NCAA Sweet 16	Guy V. Lewis
1970-71	22-7			13-0	6-6	3-1	NCAA Sweet 16	Guy V. Lewis
1971-72	20-7			13-1	4-5	3-1	NCAA First Round	Guy V. Lewis
1972-73	23-4			18-0	4-2	1-2	NCAA First Round	Guy V. Lewis
1973-74	17-9			12-1	3-7	2-1		Guy V. Lewis
1974-75	16-10			13-5	3-3	0-2		Guy V. Lewis

SOUTHWEST CONFERENCE (416-230 • 203-122 SWC)

1975-76	17-11	7-9	6th	13-2	3-9	1-0		Guy V. Lewis
1976-77	29-8	13-3	2nd	16-1	8-4	5-3	NIT Finalist	Guy V. Lewis
1977-78	25-8	11-5	3rd	15-1	7-6	3-1	NCAA First Round	Guy V. Lewis
1978-79	16-15	6-10	6th	8-5	5-8	3-2		Guy V. Lewis
1979-80	14-14	8-8	4th	9-4	4-8	1-2		Guy V. Lewis
1980-81	21-9	10-6	2nd	15-1	4-7	2-1	NCAA First Round	Guy V. Lewis
1981-82	25-8	11-5	2nd	15-2	5-4	7-2	NCAA Final Four	Guy V. Lewis
1982-83	31-3	16-0	1st	14-0	10-1	7-2	NCAA Finalist	Guy V. Lewis
1983-84	32-5	15-1	1st	15-0	10-2	7-3	NCAA Finalist	Guy V. Lewis
1984-85	16-14	8-8	5th	12-3	3-9	1-2	NIT First Round	Guy V. Lewis
1985-86	14-14	8-8	6th	9-5	4-7	1-2		Guy V. Lewis
1986-87	18-12	9-7	3rd	10-3	5-6	3-3	NCAA First Round	Pat Foster
1987-88	18-13	10-6	3rd	9-3	7-9	2-1	NIT First Round	Pat Foster
1988-89	17-14	8-8	4th	11-4	5-7	1-3		Pat Foster
1989-90	25-8	13-3	2nd	13-1	9-5	3-2	NCAA First Round	Pat Foster
1990-91	18-11	10-6	3rd	12-1	5-7	1-3	NIT Second Round	Pat Foster
1991-92	25-6	11-3	1st	11-2	10-3	4-1	NCAA First Round	Pat Foster
1992-93	21-9	9-5	3rd	12-1	7-7	2-1	NIT First Round	Pat Foster
1993-94	8-19	5-9	6th	6-7	1-9	1-3		Alvin Brooks
1994-95	9-19	5-9	6th	6-7	2-11	1-1		Alvin Brooks
1995-96	17-10	10-3	2nd	10-3	7-6	0-1		Alvin Brooks

CONFERENCE USA (204-225 • 92-128 C-USA)

Year	Overall		Conference				Postseason Tournament	Head Coach
	Record	Record	Finish					
1996-97	11-16	3-11	4th-White Div.	9-5	2-9	0-2		Alvin Brooks
1997-98	9-20	2-14	5th-National Div.	6-7	3-10	0-3		Alvin Brooks
1998-99	10-17	5-11	6th-National Div.	6-6	3-10	1-1		Clyde Drexler
1999-00	9-22	2-14	6th-National Div.	3-9	2-10	4-3		Clyde Drexler
2000-01	9-20	6-10	5th-National Div.	6-7	1-11	2-2		Ray McCallum
2001-02	18-15	9-7	2nd-National Div.	9-4	6-7	3-4	NIT Opening Round	Ray McCallum
2002-03	8-20	6-10	4th-National Div.	6-7	1-11	1-2		Ray McCallum
2003-04	9-18	3-13	13th	8-9	1-9	0-0		Ray McCallum
2004-05	18-14	9-7	6th	2-12	4-10	2-2	NIT Opening Round	Tom Penders
2005-06	21-10	9-5	4th	13-2	7-8	1-0	NIT Second Round	Tom Penders
2006-07	18-15	10-6	3rd	11-3	4-10	3-2		Tom Penders
2007-08	24-10	11-5	4th	17-2	5-6	2-2	CBI Semifinals	Tom Penders
2008-09	21-12	10-6	t-4th	12-3	6-8	3-1	CBI First Round	Tom Penders
2009-10	19-16	7-9	7th	10-5	4-9	5-2	NCAA First Round	Tom Penders
Totals	1,107-741	379-340		683-207	294-430	130-104		Seven Coaches

COACHING RECORDS

By Victories

Years	Coach	Seasons	Wins	Losses	Pct
1956-86	Guy V. Lewis	30	592	279	.680
1986-93	Pat Foster	7	142	73	.660
1946-56	Alden Pasche	10	135	116	.537
2004-10	Tom Penders	6	121	77	.611
1993-98	Alvin Brooks	6	54	84	.391
2000-04	Ray McCallum	4	44	73	.376
1998-00	Clyde Drexler	2	19	39	.327
2010 -	James Dickey				

By Winning Percentage

Years	Coach	Seasons	Wins	Losses	Pct
1956-86	Guy V. Lewis	30	592	279	.680
1986-93	Pat Foster	7	142	73	.660
2004-10	Tom Penders	6	121	77	.611
1946-56	Alden Pasche	10	135	116	.537
1993-98	Alvin Brooks	6	54	84	.391
2000-04	Ray McCallum	4	44	73	.376
1998-00	Clyde Drexler	2	19	39	.327
2010 -	James Dickey				

By Conference Victories

Years	Coach	Seasons	Wins	Losses	Pct
1956-86	Guy V. Lewis	30	134	98	.578
1986-93	Pat Foster	7	70	38	.648
1946-56	Alden Pasche	10	63	55	.534
2004-10	Tom Penders	6	56	38	.596
1993-98	Alvin Brooks	6	25	46	.352
2000-04	Ray McCallum	4	24	40	.375
1998-00	Clyde Drexler	2	7	25	.219
2010 -	James Dickey				

By Conference Winning Percentage

Years	Coach	Seasons	Wins	Losses	Pct
1986-93	Pat Foster	7	70	38	.648
2004-10	Tom Penders	6	56	38	.596
1956-86	Guy V. Lewis	30	134	98	.578
1946-56	Alden Pasche	10	63	55	.534
2000-04	Ray McCallum	4	24	40	.375
1993-98	Alvin Brooks	6	25	46	.352
1998-00	Clyde Drexler	2	7	25	.219
2010 -	James Dickey				



GAME OF THE CENTURY

On Jan. 20, 1968, the second-ranked Cougars faced No. 1 UCLA in a regular-season game that grabbed the attention of the entire nation.

Featuring two of the greatest players in NCAA history in UH's **Elvin Hayes** and UCLA's Lew Alcindor, the game was played inside the Houston Astrodome, a first in the history of that legendary facility.

Nearly 53,000 fans poured into the Astrodome that night, making it the largest crowd to that point to watch a college basketball game. However, those fans in attendance were far from alone.

This game was the first regular-season game televised lived to a national audience. The game and the excitement it generated did far more than determine the following week's No. 1 team in both the Associated Press and UPI polls. It changed the way the country looked at college basketball.

For those and many other reasons, this regular-season game is rightly hailed as college basketball's "Game of the Century".

Houston head coach **Guy V. Lewis** conceived the idea of playing a game between college basketball's top two teams and two greatest players. The Cougars had just returned from their first NCAA Final Four, while UCLA was the defending national champion.

Lewis was convinced that a game between the two schools in the Astrodome would attract the largest audience ever to watch a college basketball game. But, even he didn't realize how many fans the game would attract as 52,693 people attended the game and millions watched on national television.

UCLA entered the game with a 13-0 record and a 47-game winning streak covering two-and-a-half seasons, while Houston had a 16-0 record and had won 48 consecutive home games.

THE GAME

The crowd was ready for an epic battle and was not disappointed. The two teams fought back and forth during the first six minutes of the contest before Houston took a 13-12 lead when **George Reynolds** made a bank shot with 13:45



THE HOUSTON ASTRODOME

remaining in the first half.

The Cougars held a 37-28 lead before UCLA rallied and closed to within 46-43 at halftime.

The second half opened with both heavyweights giving each other their best shots and waiting for the other team to fall. With the game tied at 69-69 and only 44 seconds remaining, Houston gained possession and raced down court ahead of UCLA's famed full-court pressure defense.

The Cougars worked the ball to Hayes for a final shot, but UCLA's Jim Nielsen fouled the Cougar center with 28 seconds remaining. Hayes went to the free throw line with a chance to score the winning points.

A 60-percent free-throw shooter on the season, Hayes made both free throws for two of his game-high 39 points to give the Cougars a 71-69 lead. UCLA had one last chance to tie the score, but the Bruins turned the ball over to seal the win for Houston.

In addition to his points, Hayes led all players with 15 rebounds while helping limit Alcindor to only 15 points on 4-of-18 shooting with 12 rebounds. It was the only time during his collegiate career that Alcindor shot less than 50 percent from the field.

televised the NCAA Tournament costs more than \$500 million.

OTHER NOTES

While the game was played in the Houston Astrodome, the court was brought in from the Los Angeles Memorial Sports Arena.

A little more than three months later, the two teams competed on that same floor during the NCAA Final Four at Freedom Hall in Louisville, Ky. This time, the Bruins claimed the upper hand with a 101-69 win to advance to the NCAA national championship game.

HOUSTON 71, UCLA 69

Jan. 20, 1968 • Houston Astrodome • Houston, Texas

UCLA	Min	FG-A	FT-A	Reb	As	PF	Pts
Lynn Shackelford, F	40	4-11	2-2	4	1	1	10
Edgar Lacey, F	13	0-2	0-0	1	0	1	0
Lew Alcindor, C	40	4-18	7-8	12	2	1	15
Lucius Allen, G	40	10-24	5-9	8	5	2	25
Mike Warren, G	40	5-12	3-3	4	2	1	13
Mike Lynn	11	2-6	0-0	4	3	4	4
Jim Nielsen	16	1-14	0-0	7	1	3	2
Totals	200	26-77	17-22	40	14	12	69

HOUSTON	Min	FG-A	FT-A	Reb	As	PF	Pts
Elvin Hayes, F	40	17-25	5-7	15	4	4	39
Theodis Lee, F	36	1-9	2-4	6	7	2	4
Ken Spain, C	40	1-8	0-1	11	5	3	2
Don Chaney, G	40	5-12	1-3	6	2	3	11
George Reynolds, G	36	5-8	3-3	5	0	4	13
Tom Gribben	4	1-4	0-0	0	1	1	2
Vern Lewis	4	0-0	0-0	1	0	0	0
Totals	200	30-66	11-18	44	19	17	71

Score by Periods	1	2	Final
UCLA	43	26	69
Houston	46	25	71

Officials: Bob Scott, Ernie Filiberti

Attendance: 52,693

A BROADER IMPACT

The game was televised nationally by the TVS television network with Dick Enberg calling the play-by-play action and Bob Pettit providing color analysis.

Officials with TVS paid \$27,000 for the broadcast rights to the game, which was televised live on 120 stations across the nation.

This was the first regular-season NCAA basketball game televised.

Each team received \$125,000 for the game at a time when the payout for competing in the NCAA Tournament later that season was less than \$32,000.

One year after the "Game of the Century", NBC became the first major network to broadcast the NCAA basketball championship at a cost of \$500,000.

Today, CBS Sports' current deal to



NCAA FINAL FOUR TEAMS



FINAL FOUR

Front Row (L-R): Manager Howie Lorch, Vern Lewis, Niemer Hamood, Gary Grider, Leary Lentz, Elliott McVey, Don Chaney and athletics trainer Bobby Smith. **Back Row:** Head coach Guy V. Lewis, Don Kruse, Melvin Bell, Ken Spain, Andrew Benson, Theodis Lee, Elvin Hayes and assistant coach Harvey Pate.

1966-67

- The Cougars entered the preseason Associated Press poll at No. 7 and never fell out of the Top 10.
- Under the leadership of **head coach Guy V. Lewis**, the Cougars advanced to the NCAA Final Four for the first time in school history... UH earned the berth with wins over New Mexico State, No. 3 Kansas and SMU.
- The Cougars, who opened the season as winners of 14 of their first 15 games, ended the regular season on a seven-game winning streak.
- The team finished the regular season ranked No. 6 in the UPI poll and No. 7 in the AP poll.
- In their first game at the Final Four, the Cougars dropped a 73-58 decision to UCLA, which would go on to win the NCAA national championship... Forward **Elvin Hayes** scored 25 points and grabbed 24 rebounds to lead all players in both categories.
- A day later, the Cougars wrapped up the season with a dominating 84-62 win over No. 4 North Carolina in a consolation game.
- After signing with Lewis and the UH program in 1964, Hayes and **Don Chaney** became the Cougars' first African-American basketball players... Both enjoyed award-winning careers at both the college and professional levels.
- Hayes and Chaney were named to the NCAA All-Midwest Regional Team... They became only the second and third players named to that postseason squad.
- Hayes finished fourth in the nation with 28.4 points per game and sixth with 15.7 rebounds per contest.
- With 62 points against Valparaiso on Feb. 24, Hayes set a UH single-game record that continues to stand... It was the second of three games in 1967-68 in which Hayes scored at least 50 points... He remains the Cougars' single-game, single season and career leader.
- Hayes set a UH single-game record with 37 rebounds against Centenary on Feb. 10... He remains UH's single-game, single-season and career rebounding leader.

1966-67 HOUSTON COUGARS

No.	Player	Pos.	Ht.	Wt.	Cl.-Exp.	Hometown
00-00	Larry Cooper	F/G	6-6	210	So.-FN	Houston, Texas
10-11	Vernon Lewis	G	5-11	170	Jr.-TR	Houston, Texas
12-13	Gary Grider	G	6-1	175	Sr.-2L	Washington, Ind.
14-15	Ken Spain	F/C	6-9	230	So.-FN	Houston, Texas
20-21	David Starks	G	5-10	170	Jr.-1L	Buffalo, Ky.
22-23	Don Kruse	F	6-8	235	Sr.-1L	Simms, Texas
24-25	Don Chaney	G	6-5	210	Jr.-1L	Baton Rouge, La.
30-31	Leary Lentz	F	6-6	210	Sr.-2L	Cahokia, Ill.
32-33	Elliott McVey	G	5-10	170	Jr.-Sq.	Yellville, Ark.
34-35	Niemer Hamood	G	6-0	170	So.-FN	Dearborn, Mich.
40-41	Theodis Lee	G/F	6-7	200	So.-FN	Monroe, La.
42-43	Andrew Benson	F	6-7	220	Sr.-TR	Houston, Texas
44-45	Elvin Hayes	C/F	6-8	235	Jr.-1L	Rayville, La.
50-51	Bob Hayward	F	6-6	215	Sr.-1L	Lynn, Mass.
54-55	Melvin Bell	F/C	6-7	235	So.-FN	Clinton, Okla.

Head Coach: Guy V. Lewis
Assistant Coach: Harvey Pate

Athletics Trainer: Tom Wilson
Student Manager: Howie Lorch
Student Athletics Trainer: Robert Smith



FINAL FOUR

Front Row (L-R): Manager Howie Lorch, Larry Anderson, Billy Bane, Vern Lewis, Niemer Hamood, Bobby Van Landingham and Tom Gribben. **Back Row:** Athletics trainer Bobby Smith, Kent Taylor, George Reynolds, Don Chaney, Elvin Hayes, Ken Spain, Theodis Lee, Larry Cooper, Melvin Bell and head coach Guy V. Lewis. **Not Pictured:** Carlos Bell.

1967-68

- For the second straight season, the Cougars entered the Associated Press preseason poll and never left it... However, in 1967-68, the Cougars never fell below No. 2 during the entire season.
- With a 31-2 record, the 1967-68 Cougars became the first team in program history to enjoy at least 30 wins in a single season.
- The Cougars opened the season by scoring 110 points in a 31-point win over Sacramento State... It was the first of 18 games in which UH reached triple digits on the scoreboard.
- UH won 28 consecutive games during the regular season and opened play in the NCAA Tournament with an 18-point win over Loyola (Ill.)... In that 29-game winning streak, the Cougars dominated their opponents, winning by an average of nearly 30 points per game.
- On Jan. 20, 1968, the Cougars faced No. 1 UCLA at the Houston Astrodome in a contest that came to be known as the "Game of the Century".
- Behind the 39 points of forward **Elvin Hayes**, the Cougars upset the Bruins – snapping their 47-game winning streak – and took over the No. 1 spot in the AP poll for the remainder of the season.
- The "Game of the Century" was played in front of nearly 53,000 fans, the largest crowd in history to that point to watch a college basketball game and the first watched by a national television audience on television... It remains the second-largest crowd to watch the Cougars play.
- In a rematch from January, the Cougars faced UCLA again in the Final Four but dropped a 101-69 decision to the Bruins... Playing at the Los Angeles Memorial Sports Arena, the Cougars competed on the same court on which they played UCLA at the Houston Astrodome.
- Hayes was named to the NCAA Final Four All-Tournament Team, making him the first player in school history to receive that honor... He joined guard **Don Chaney** and forward **Theodis Lee** on the NCAA All-Midwest Regional Team.
- Hayes was named the 1968 National Player of the Year and finished his career as a three-time All-American and two-time consensus All-America honoree.
- Following the season, Hayes became the first Cougar to be taken in the NBA Draft with the No. 1 overall pick by the San Diego Rockets... Chaney also was a first-round selection, selected by the Boston Celtics with the No. 12 pick... It was the first time in school history that UH produced two first-round picks in one draft

1967-68 HOUSTON COUGARS

No.	Player	Pos.	Ht.	Wt.	Cl.-Exp.	Hometown
10-11	Vernon Lewis	G	5-11	170	Sr.-1L	Houston, Texas
12-13	Larry Anderson	G	6-1	170	So.-FN	Drumright, Okla.
14-15	Ken Spain	F/C	6-9	230	Jr.-1L	Houston, Texas
20-21	Tom Gribben	G	6-2	180	So.-FN	Berwyn, Ill.
22-23	Niemer Hamood	G	6-0	170	Jr.-1L	Dearborn, Mich.
24-25	Don Chaney	G	6-5	210	Sr.-2L	Baton Rouge, La.
30-31	Larry Cooper	F	6-6	210	So.-Sq.	Houston, Texas
32-33	Billy Bane	G	6-2	188	Jr.-JC	Charlotte, N.C.
34-35	Mars Evans	C	6-10	250	So.-FN	New York, N.Y.
40-41	Theodis Lee	F/G	6-7	210	Jr.-1L	Monroe, La.
42-43	George Reynolds	G	6-4	205	Jr.-JC	Newark, N.J.
44-45	Elvin Hayes	C/F	6-8	235	Sr.-2L	Rayville, La.
50-51	Kent Taylor	G	6-2	180	So.-Sq.	Houston, Texas
52-53	Bobby Van Landingham	G	6-2	170	Jr.-HS	LaMarque, Texas
54-55	Melvin Bell	F/C	6-7	230	Jr.-1L	Clinton, Okla.
	Carlos Bell	F	6-5	215	Jr.-1L	Clinton, Okla.

Head Coach: Guy V. Lewis
Assistant Coach: Harvey Pate
Student Athletics Trainer: Robert Smith

Athletics Trainer: Tom Wilson
Student Manager: Howie Lorch

HISTORY



NCAA FINAL FOUR TEAMS



FINAL FOUR • SWC RUNNER-UP • SWC TOURNAMENT FINALIST

Front Row (L-R): Lynden Rose, Rodney Parker, Eric Davis, Rob Williams, Eric Dickens and Michael Young.
Back Row: Larry Micheaux, Dan Bunce, Hakeem Olajuwon, David Bunce, Bryan Williams, Gary Orsak, Clyde Drexler, Reid Gettys and Benny Anders.

1981-82

- The Cougars returned to the NCAA Final Four in 1982, the program's third appearance.
- The Cougars opened the season with wins in 11 of their first 12 games before dropping four consecutive games... From there, the team won nine of its last 10 regular-season games.
- UH advanced to the championship game of the Southwest Conference Tournament before falling to No. 14 Arkansas but received an at-large bid to the NCAA Tournament, competing as the No. 2 seed in the Midwest Regional.
- The Cougars opened the NCAA Tournament Midwest Regional in Tulsa, Okla., with wins over Alcorn State and No. 10 Tulsa. A week later, UH escaped with a 79-78 win over No. 5 Missouri and claimed a 99-92 win over Boston College to advance to the NCAA Final Four.
- During their NCAA Final Four showdown against No. 1 North Carolina, the Cougars competed in front of 61,612 at the Louisiana Superdome in New Orleans... That remains the biggest crowd to watch a Cougar Basketball game and is nearly 10,000 fans more than the closest competitor, the "Game of the Century" against UCLA in 1968.
- The Cougars won a pair of regular-season tournament titles. UH posted back-to-back wins over Mississippi State and No. 6 Iowa to win its own Kettle Classic and followed that with consecutive wins over Purdue and LSU to win the Sugar Bowl Classic in New Orleans.
- The team was dubbed the "Sultans of Slam" by *Houston Chronicle* writer Eddie Sefko after recording 123 dunks in only 33 games.
- The Cougars finished second in the Southwest Conference with an 11-5 record, only a game behind champion Arkansas.
- Center **Larry Micheaux** and guard **Rob Williams** were named to the NCAA All-Midwest Regional Team with Williams being recognized as the Regional's Most Outstanding Player.
- Williams became the first Cougar to earn All-Southwest Conference honors for three seasons.



NCAA FINALIST • FINAL FOUR • SWC CHAMPIONS • SWC TOURNAMENT CHAMPIONS

Front Row (L-R): Reid Gettys, Eric Dickens, Alvin Franklin, David Rose, Derek Giles and Renaldo Thomas.
Back Row: Benny Anders, Gary Orsak, Larry Micheaux, Dan Bunce, Hakeem Olajuwon, David Bunce, Clyde Drexler and Michael Young.

1982-83

- The Cougars tied the 1967-68 team for the most wins in a single-season, finishing with a 31-3 record... The program also advanced to its second straight NCAA Final Four for the second time in school history, joining the 1966-67 and 1967-68 teams.
- UH entered the AP preseason poll at No. 14 and never dropped out of the Top 20... The Cougars moved into the Top 10 after a 75-60 win against No. 4 Arkansas and finished the regular season as the nation's No. 1 team.
- After winning its first five games to open the season, the Cougars dropped back-to-back contests at Syracuse and to No. 1 Virginia in Tokyo... Those would be the team's last losses until the NCAA National Championship game, a streak of 26 straight games.
- The Cougars grabbed the Southwest Conference regular-season championship with a perfect 16-0 league mark – the only time that has been accomplished in school history – and claimed the SWC Tournament crown with wins over SMU and TCU.
- UH opened the NCAA Tournament as the No. 1 seed in the Midwest Regional and enjoyed a 60-50 win at Hofheinz Pavilion.
- From there, UH rattled off wins over three straight ranked teams to reach the NCAA national championship game for the first time in school history... That streak included a 70-63 win over No. 17 Memphis, an 89-71 win over No. 13 Villanova and a 94-81 decision over No. 2 Louisville during the NCAA Final Four.
- In the NCAA national championship game, the Cougars faced No. 16 NC State... Despite falling 54-52 on Lorenzo Charles' dunk at the buzzer, the Cougars competed in a game that remains one of the most memorable in NCAA Tournament history.
- Center **Hakeem Olajuwon** was named the NCAA Final Four Most Outstanding Player – the only such honor in UH history – after scoring at least 20 points and grabbing at least 18 rebounds in both games.
- Olajuwon became the 11th and last player to be named the Most Outstanding Player of the NCAA Final Four and not play on the national championship team.
- Guard **Clyde Drexler** set a school record with 11 steals at Syracuse on Dec. 11... He remains the Cougars' single-game, single-season and career leader that category.

1981-82 HOUSTON COUGARS

No.	Player	Pos.	Ht.	Wt.	Cl.-Exp.	Hometown
00	Lynden Rose	G	6-3	185	Sr.-1L	Nassau, Bahamas
10-11	Rodney Parker	G	6-0	200	Sr.-1L	Houston, Texas
12-13	Eric Davis	G	6-2	180	Sr.-1L	Chicago, Ill.
14-15	Eric Dickens	G	6-1	168	Fr.-HS	Houston, Texas
20-21	Rob Williams	G	6-2	185	Jr.-2L	Houston, Texas
22-23	Clyde Drexler	F	6-6	205	So.-1L	Houston, Texas
30-31	Gary Orsak	F	6-7	200	Fr.-HS	Alvin, Texas
32-33	Benny Anders	G	6-5	188	Fr.-HS	Bernice, La.
34-35	Hakeem Olajuwon	C	7-0	240	So.-HS	Lagos, Nigeria
40-41	Larry Micheaux	C	6-9	220	Jr.-2L	Houston, Texas
42-43	Michael Young	F/G	6-6	210	So.-1L	Houston, Texas
44-45	Reid Gettys	G	6-6	190	Fr.-HS	Houston, Texas
50-51	Dan Bunce	C	7-0	235	So.-1L	Conroe, Texas
52-53	David Bunce	C	6-11	225	Jr.-2L	Conroe, Texas
54-55	Bryan Williams	F	6-7	215	Jr.-JC	Inglewood, Calif.

Head Coach: Guy V. Lewis
Assistant Coach: Terry Kirkpatrick **Assistant Coach:** Donnie Schverak

1982-83 HOUSTON COUGARS

No.	Player	Pos.	Ht.	Wt.	Cl.-Exp.	Hometown
10-11	Derek Giles	G	6-3	175	Jr.-JC	Queens, N.Y.
12-13	Renaldo Thomas	G	6-4	215	Fr.-HS	Gary, Ind.
14-15	Eric Dickens	G	6-1	170	So.-1L	Houston, Texas
20-21	Alvin Franklin	G	6-2	185	Fr.-HS	Houston, Texas
22-23	Clyde Drexler	F	6-7	210	Jr.-2L	Houston, Texas
24-25	David Rose	G	6-3	185	Sr.-1L	Houston, Texas
30-31	Gary Orsak	F	6-7	200	So.-1L	Alvin, Texas
32-33	Benny Anders	F/G	6-5	188	So.-1L	Bernice, La.
34-35	Hakeem Olajuwon	C	7-0	240	So.-1L	Lagos, Nigeria
40-41	Larry Micheaux	C	6-9	220	Sr.-3L	Houston, Texas
42-43	Michael Young	F/G	6-6	220	Jr.-2L	Houston, Texas
44-45	Reid Gettys	F/G	6-7	190	So.-1L	Houston, Texas
50-51	Dan Bunce	C	7-0	235	So.-1L	Conroe, Texas
52-53	David Bunce	C	6-22	225	Sr.-3L	Conroe, Texas
54-55	Bryan Williams	F	6-7	215	Sr.-1L	Inglewood, Calif.

Head Coach: Guy V. Lewis
Assistant Coach: Terry Kirkpatrick **Assistant Coach:** Donnie Schverak



NCAA FINAL FOUR TEAMS



NCAA FINALIST • FINAL FOUR • SWC CHAMPIONS • SWC TOURNAMENT CHAMPIONS

Front Row (L-R): Derek Giles, Marvin Alexander, Gary Orsak and Alvin Franklin. **Middle Row:** Jamie Weaver, Eric Dickens, Benny Anders, Rickie Winslow and Stacey Belcher. **Back Row:** Greg Anderson, Michael Young, Hakeem Olajuwon and Reid Gettys.

1983-84

- For the third straight season, the Cougars advanced to the NCAA Final Four and for the second straight season UH competed in the NCAA National Championship game.
- The Cougars entered the AP preseason poll at No. 3 and never fell out of the top eight... It marked the second straight season that the Cougars ranked among the nation's Top 25 all year.
- The Cougars remain one of only 10 teams to compete in three straight NCAA Final Fours... That list includes UCLA (10, 1967-76; 3, 2006-08); Cincinnati (5, 1959-63); Duke (5, 1988-92); Michigan State (3, 1999-01); Kentucky (3, 1996-98); North Carolina (3, 1967-69); San Francisco (3, 1955-57) and Ohio State (3, 1960-62, 1944-46).
- For the second straight season, the Cougars swept the Southwest Conference regular-season and Tournament championships... The Cougars won the regular-season title with a 15-1 record and swept Rice and No. 8 Arkansas to win the tournament crown.
- With a 32-5 record, the Cougars set a single-season record for wins that remains standing.
- The Cougars' 73-68 loss at No. 12 Arkansas during the regular-season finale was the team's only SWC loss... It also snapped UH's 39-game winning streak in conference games, a record that stands today.
- The Cougars used a 49-47 win in overtime against Virginia to move into the NCAA National Championship game against Georgetown... It was the first and only overtime game that the Cougars in their NCAA Tournament history.
- Center **Hakeem Olajuwon** was named to the NCAA All-Final Four Team for the second straight season, making him the only player in school history to achieve that feat... He joined teammates **Michael Young** and **Alvin Franklin** on that team.
- Olajuwon became only the third player in NCAA history to lead the nation in two statistical categories in one season, posting a 67.5 field-goal percentage and 13.5 rebounds per game.
- Young ended his career as the Cougars all-time leader with 16 games played during the NCAA Tournament... Young is the only player in school history to start on four NCAA Tournament teams.
- Following the season, Olajuwon and Young were taken in the first round of the NBA Draft... Olajuwon joined Elvin Hayes as the program's only No. 1 overall picks when he was taken by the Houston Rockets... Young was picked at No. 24 by the Boston Celtics... Former track and field star **Carl Lewis**, who never competed for the Cougar Basketball team, also was selected in the 10th round by the Chicago Bulls.

1983-84 HOUSTON COUGARS

No.	Player	Pos.	Ht.	Wt.	Cl.-Exp.	Hometown
10-11	Derek Giles	G	6-3	175	Sr.-1L	Queens, N.Y.
12-13	Renaldo Thomas	G	6-2	190	So.-1L	Gary, Ind.
14-15	Eric Dickens	G	6-1	170	Jr.-2L	Houston, Texas
20-21	Alvin Franklin	G	6-2	185	So.-1L	Houston, Texas
22-23	Marvin Alexander	G	6-4	190	Jr.-JC	Monroe, La.
24-25	James Weaver	G	6-4	190	Fr.-HS	Nederland, Texas
30-31	Gary Orsak	F	6-7	220	Jr.-2L	Alvin, Texas
32-33	Benny Anders	F/G	6-5	188	Jr.-2L	Bernice, La.
34-35	Hakeem Olajuwon	C	7-0	250	Jr.-2L	Lagos, Nigeria
40-41	Rickie Winslow	F	6-8	223	Fr.-HS	Houston, Texas
42-43	Michael Young	F	6-7	220	Sr.-3L	Houston, Texas
44-45	Reid Gettys	F/G	6-7	200	Jr.-2L	Houston, Texas
50-51	Stacey Belcher	F	6-6	210	Fr.-HS	Houston, Texas
52-53	Braxton Clark	F	6-8	230	Jr.-JC	San Francisco, Calif.
54-55	Greg Anderson	C	6-10	220	Fr.-HS	Houston, Texas

Head Coach: Guy V. Lewis

Assistant Coach: Donnie Schverak

Assistant Coach: Terry Kirkpatrick

Assistant Coach: Jay Bowerman



RETIRED JERSEYS



GUY V. LEWIS

Arp, Texas


Head Coach – 1965-86 • Player – 1946-47

592-280 (.679) Career Coaching Record

Two-time Hall of Honor Inductee

(Player • 1971 – Head Coach • 1998)

College Basketball Hall of Fame Inductee • 2007



As a Head Coach

- Five NCAA Final Four appearances, tying for seventh most in NCAA history
- 14 NCAA Tournament appearances
- Four Southwest Conference Tournament championships
- Two Southwest Conference championships
- Coached 15 All-Americans
- Had 26 players score 1,000 points
- Produced 11 NBA Draft first-round picks and 29 NBA Draft selections
- Two-time National Coach of the Year ('68, '83)
- Two-time USBWA District VI Coach of the Year ('68, '83)
- Two-time SWC Coach of the Year ('83, '84)

- Four-time Texas Coach of the Year ('68, '77, '82, '83)
- 27 seasons without a losing record
- Three 30-win seasons and fourteen 20-win seasons
- 2007 College Basketball Hall of Fame inductee


As a Player

- Co-captain of UH's first two teams ('46, '46-'47)
- Eighth on UH's All-Time Scoring Average List (20.3)
- Two-time All-Lone Star Conference First-Team honoree
- Two NAIB Tournament appearances
- Named one of the Top 75 players in Lone Star Conference history (07)

- Doctor of Humanities, University of Houston ('03)
- Special Proclamation, State of Texas Legislature ('03)
- 2002 Texas Basketball
- Lifetime Achievement Award recipient

GUY V. LEWIS' COACHING RECORD

Year	Overall		Conference		Notes	Postseason
	W	L	W	L		
1956-57	10	16	5	9		-
1957-58	9	16	4	10		-
1958-59	12	14	6	8		-
1959-60	13	12	6	8		-
1960-61	17	11	---	---		NCAA Midwest Regional
1961-62	21	6	---	---	1st 20-win season in UH history	NIT Quarterfinals
1962-63	15	11	---	---		-
1963-64	16	10	---	---		-
1964-65	19	10	---	---		NCAA Midwest Regional
1965-66	23	6	---	---		NCAA West Regional
1966-67	27	4	---	---		NCAA Final Four
1967-68	31	2	---	---	1st 30-win season in UH history	NCAA Final Four
1968-69	16	10	---	---		-
1969-70	25	5	---	---		NCAA Midwest Regional
1970-71	22	7	---	---		NCAA Midwest Regional
1971-72	20	7	---	---		NCAA Midwest Regional
1972-73	23	4	---	---		NCAA Midwest Regional
1973-74	17	9	---	---		-
1974-75	16	10	---	---		-
1975-76	17	11	7	9		-
1976-77	29	8	13	3	SWC Tournament Runner-Up	NIT Runner-Up
1977-78	25	8	11	5	SWC Tournament Champions	NCAA Midwest Regional
1978-79	16	15	6	10		-
1979-80	14	14	8	8		-
1980-81	21	9	10	6	SWC Tournament Champions	NCAA East Regional
1981-82	25	8	11	5	SWC Tournament Runner-Up	NCAA Final Four
1982-83	31	3	16	0	SWC Champions	NCAA Runner-Up
					SWC Tournament Champions	
1983-84	32	5	15	1	SWC Champions	NCAA Runner-Up
					SWC Tournament Champions	
1984-85	16	14	8	8		NIT
1985-86	14	14	8	8	27th straight non-losing season	
Totals	592	279	134	98	2 SWC Championships	2 NCAA Finalists
					4 SWC Tournament Titles	5 NCAA Final Fours
						14 NCAA Tournaments
						3 NITs



#10 • OTIS BIRDSONG

Guard • Four Letters • 1973-77

Winter Haven, Fla. • Winter Haven HS

Number Retired: Jan. 18, 1997

Hall of Honor Inductee • 2000



- Honored as a Consensus All-American in 1977
- Ranks second among Houston's single-season and career scoring leaders... Also ranks among the school's career leaders in assists and steals
- Was the first freshman to start for the Cougars in 1973-74 after the NCAA ruled freshmen eligible to play
- Ranked third among the team's scoring leaders with 14.3 points per game as a freshman
- Ranked 15th nationally with 24.6 points per game and shot a remarkable 58.3 percent from the field as a sophomore
- Became the first sophomore in school history to register 1,000


- career points with 1,012 points in 1974-75
- Selected to United States team that won the gold medal at the 1975 Pan American Games with a perfect 9-0 record
- Named the Most Valuable Player at the Pan American Games after leading the Team USA with 14.4 points per game
- Led the Southwest Conference and ranked eighth nationally with 26.1 points per game as a junior season, Houston's first year as a member of the Southwest Conference
- Named the Southwest Conference Player of the Year as a senior in 1976-77 after ranking fourth nationally and setting a SWC single-season record with 30.3 points per game
- Was the only player in SWC history to average 30 points per game in a single season and was one of only two players in UH history to accomplish the feat
- Named SWC Player of the Decade for the 1970s
- Continues to hold the school record with 480 free throws and is second in field goals made with 1,176
- Was the second player chosen in the 1977 NBA Draft by the Kansas City Kings
- Averaged 15.8 points per game as a rookie
- Was an All-NBA Second-Team selection in his second season with the Kings in 1980-81 after ranking sixth in the NBA with 24.6 points per game while shooting 54 percent from the floor
- Also competed with New Jersey and Boston during his 12-year professional career
- Finished his NBA career with 12,544 points, averaging 18.0 points in 696 games
- Was a four-time NBA All-Star and competed in three NBA All-Star Games
- Named to the Silver Anniversary All-America Team by the National Association of Basketball Coaches at the 2002 NCAA Final Four
- Served as president and general manager of the Little Rock Rim Rockers of the NDBL, which won the 2005 CBA championship

Birdsong's Career Statistics

Year	G	Min.	FG-A	Pct.	FT-A	Pct.	Reb.-Avg.	PF-FO	Ast	Blk	Stl.	Pts. - Avg.
1973-74	26	673	154-312	.494	64-92	.696	110-4.2	61-1	52	0	43	372-14.3
1974-75	26	965	268-460	.583	103-143	.727	122-4.7	---	71	11	58	640-24.6
1975-76	28	1,082	302-582	.519	126-191	.660	176-6.3	76-3	97	10	47	730-26.1
1976-77	36	1,342	454-794	.569	186-283	.657	159-4.4	85-1	145	7	69	1,090-30.3
Totals	116	4,062	1,176-2,148	.547	480-709	.677	567-49	222-5	365	28	217	2,832-24.4



RETIRED JERSEYS

**#22 • CLYDE DREXLER**

Guard • Three Letters • 1980-83

Houston, Texas • Sterling HS

Number Retired: Feb. 12, 1997

Basketball Hall of Fame Inductee • 2004

Hall of Honor Inductee • 1998




- Is the only player in school history to compile more than 1,000 points, 900 rebounds, 300 assists and 250 steals during his career
- Continues to hold school record with 268 career steals
- Named to the Southwest Conference All-Decade team for the 1980s
- Honored as the 1980-81 Southwest Conference Newcomer of the Year
- Was an All-America Honorable Mention and an All-SWC Second-Team honoree as a senior in 1983
- Averaged a career-high 15.9 points and 8.8 rebounds per game while earning All-America First-Team, U.S. Basketball Writers'

District VI Player of the Year and All-SWC First-Team honors in 1982-83

- Retired from the NBA in 1998 and became the head coach at UH
- Compiled a 19-39 record in two seasons before resigning
- Selected with the No. 14 overall pick of the 1983 NBA Draft by the Portland Trail Blazers
- Inducted into the Naismith Memorial Basketball Hall of Fame in 2004
- Was named one of the NBA's All-Time Top 50 Players in 1996-97
- Selected to play for the original "Dream Team" that won the 1992 Olympic Gold Medal in Barcelona, Spain
- Was one of only three players in NBA history to accumulate 20,000 points, 6,000 rebounds and 6,000 assists in their careers
- Joined Cougars Elvin Hayes and Hakeem Olajuwon as the first three players from one school to score 20,000 career points in the NBA
- Ended his professional playing days among the NBA's Top-20 career leaders in points scored and steals
- Was a 10-time NBA All-Star
- Recorded 25 triple doubles during his professional career
- Named to the All-NBA First Team in 1992... Earned All-NBA Second-Team honors in 1988 and 1991 and was a member of the league's Third Team in 1990 and 1995
- Member of the NBA champion Houston Rockets in 1995 and 1996
- Led the Trail Blazers to 11 straight NBA playoffs berths and two NBA Finals (1990, 1992)
- Inducted into the Texas Sports Hall of Fame in 1998
- Named to the City of Houston's inaugural Hall of Fame in 1999
- Serves as a broadcaster for the Houston Rockets

Drexler's Career Statistics

Year	G-GS	Min.	FG-A	Pct.	FT-A	Pct.	Reb.-Avg.	PF-FO	Ast	Blk	Stl.	Pts. - Avg.
1980-81	30-30	992	153-303	.505	50-85	.588	314 - 10.5	108-9	78	28	58	356 - 11.9
1981-82	32-31	1,077	206-362	.569	73-120	.608	336 - 10.5	107-7	96	36	97	485 - 15.2
1982-83	34-34	1,186	236-440	.536	70-95	.737	298 - 8.8	107-3	129	18	113	542 - 15.9
Totals	96-95	3,255	595-1,105	.538	193-300	.643	948 - 9.9	322-19	303	82	268	1,383 - 14.4

**#44 • ELVIN HAYES**

Forward • Three Letters • 1965-68

Rayville, La. • Britton HS

Number Retired: Dec. 18, 1993

Basketball Hall of Fame Inductee • 1990

Hall of Honor Inductee • 1974



- Became the first UH student-athlete to have his jersey retired
- Voted as one of the nation's Top-25 all-time players in a CBSportsline.com poll
- Honored as one of the Top Nine greatest collegiate players of all-time by *Street and Smith's*
- One of UH's first two African-American basketball players
- Led Houston to an 81-12 record during his collegiate career
- Continues to hold the UH scoring and rebounding records for a single game, single season and career
- Is the only three-time All-American and two-time consensus All-American in any team sport at Houston

• Named the 1968 National Player of the Year


- Tallied 39 points and 15 rebounds to lead the second-ranked Cougars to a 71-69 upset over No. 1 UCLA on Jan. 20, 1968, in the Houston Astrodome in front of nearly 53,000 fans
- Earned All-America honors as a sophomore in 1965-66 after ranking nationally in three different statistical categories. Ranked fifth with 16.9 rebounds per game, 10th with a 56.7 field goal percentage and 11th with 27.2 points per game
- Named a consensus All-American in 1966-67 after leading Houston to its first NCAA Final Four appearance and a 27-4 record
- Ranked fourth among the national scoring leaders with 28.4 points per game and was sixth in rebounding with a 15.7 average as a junior
- Named the consensus National Player of the Year after leading Houston to a 28-0 record during the regular season in 1967-68
- Ranked third nationally with 36.8 points and 18.9 rebounds per game and 25th with a 54.9 field goal percentage
- Set Houston's freshman team records for scoring and rebounding with averages of 24.4 points and 23.8 rebounds per game
- Was the No. 1 overall pick in the 1968 NBA Draft by the San Diego Rockets
- Named one of the NBA's All-Time Top 50 Players in 1996
- Averaged 21 points and 12.2 rebounds in 16 seasons as an NBA player
- Ranked among the NBA's career leaders in several categories, including scoring (27,313 points), games played (1,303), minutes (50,000) and rebounds (16,279)
- Named to the All-NBA First Team and Second Team three times each and played in 12 consecutive All-Star Games from 1969 to 1980
- Led the NBA in scoring with 28.4 points per game and was named to the All-Rookie Team in 1968-69
- Traded to Washington in 1972 and helped lead the Bullets to the 1978 NBA Championship and three appearances in the NBA Finals
- Returned to Houston and played his final three years with the Rockets

Hayes' Career Statistics

Year	G	Min.	FG-A	Pct.	FT-A	Pct.	Reb.-Avg.	PF-FO	Ast	Blk	Stl.	Pts. - Avg.
1965-66	29	946	323-570	.567	143-257	.556	490 - 16.9	89-3	6	---	---	789 - 27.2
1966-67	31	1,119	373-750	.497	135-227	.595	488 - 15.7	65-1	33	---	---	881 - 28.4
1967-68	33	1,270	519-945	.549	176-285	.618	624 - 18.9	90-1	59	---	---	1,214 - 36.8
Totals	93	3,335	1,215-2,265	.536	454-769	.590	1,602 - 17.2	244-5	98	---	---	2,884 - 31.0



RETIRED JERSEYS



#34 • HAKEEM OLAJUWON

Center • Three Letters • 1981-84

Lagos, Nigeria • Moslem Teacher's College

Number Retired: Feb. 12, 1997

Basketball Hall of Fame Inductee • 2008

Hall of Honor Inductee • 1998




- Chosen one of the 27 greatest all-time college basketball players by *Street and Smith's* 2004 poll
- Voted as one of the NCAA's Top 25 players in a 2005 *CBSSportsline.com* fan poll
- Played in 29 games and led the Cougars in blocked shots with 72 as a freshman in 1981-82
- Averaged 13.9 points per game and led the Southwest Conference with 11.4 rebounds per game
- Was named a Consensus All-American in 1983-84 after leading Houston to its second straight NCAA national championship game and a 32-5 record... The Cougars swept the SWC regular-season

- and Tournament championships for the second straight season
- Named the Most Valuable Player of the 1984 SWC Postseason Classic after recording 20 points and 11 rebounds against Arkansas in the championship game
- Was the third player in NCAA history to lead the nation in two statistical categories in 1983-84, posting a 67.5 field-goal percentage and 13.5 rebounds per game
- Led the nation with 5.6 blocked shots per game in 1983-84, though the NCAA did not officially keep that statistic
- Honored as the SWC Player of the Decade for the 1980s
- Was the No. 1 overall pick in the 1984 NBA Draft by the Houston Rockets
- Named one of the 50 Greatest Players in NBA History in 1996-97
- Ended his career as one of only eight players in NBA history to accumulate 20,000 career points and 12,000 career rebounds
- Was the first NBA player to record 2,000 blocked shots and 2,000 steals during his career
- Named the 1994 and 1995 MVP NBA Finals Most Valuable Player after leading Houston to back-to-back championships
- Honored as the NBA Most Valuable Player in 1993-94 and as the NBA Defensive Player of the Year in 1992-93 and 1993-94
- Chosen to the All-NBA First Team six times, All-NBA Second Team three times and All-NBA Third Team two times
- Played in 12 NBA All-Star Games, starting eight of those
- Spent 17 seasons with the Rockets before being traded to the Toronto Raptors in 2001

Olajuwon's Career Statistics

Year	G-GS	Min.	FG-A	Pct.	FT-A	Pct.	Reb.-Avg.	PF-FO	Ast	Blk	Stl.	Pts. - Avg.
1981-82	29-6	529	91-150	.607	58-103	.563	179-6.2	85-4	11	72	26	240-8.3
1982-83	34-34	932	192-314	.611	88-148	.595	388-11.4	112-4	29	175	47	472-13.9
1983-84	37-37	1,260	249-369	.675	122-232	.526	500-13.5	118-8	48	207	61	620-16.8
Totals	100-77	2,721	532-833	.639	268-483	.555	1,067-10.7	315-16	88	454	132	1,332-13.3



#42 • MICHAEL YOUNG

Forward • Four Letters • 1980-84

Houston, Texas • Yates HS

Number Retired: Dec. 18, 2007

Hall of Honor Inductee • 2004



- Was an All-America Second-Team honoree in 1983-84
- One of three Cougars to score more than 2,000 points during their careers
- Is the only player in UH history to start for four NCAA Tournament teams while helping the Cougars register a 109-25 record from 1980 to 1984
- Is the only player in UH history to start for three NCAA Final Four teams from 1982 to 1984
- Continues to hold the UH career record with 16 NCAA Tournament games played
- Served as a co-captain of the 1983-84 team that finished as the NCAA runner-up and set a school record with 32 wins

- Was an All-Southwest Conference First-Team selection in 1982-83 and 1983-84
- Named to the All-District First Team by the National Association of Basketball Coaches in 1982-83 and 1983-84
- Chosen as an All-District First-Team performer by the U.S. Basketball Writers Association in 1983-84
- Was the only three-time All-Tournament honoree at the SWC Postseason Classic
- Selected in the first round of the 1984 NBA Draft by the Boston Celtics
- Played three seasons in the NBA with the Phoenix Suns, Philadelphia 76ers and Los Angeles Clippers
- Named the 1986 CBA Player of the Year as a member of the Detroit Spirit
- Played 14 seasons in the Philippines, Spain, France and Italy
- Led French club Limoges to the 1992 European Club Championship
- Inducted into the French Sports Hall of Fame in 2003

Young's Career Statistics

Year	G-GS	Min.	FG-A	Pct.	FT-A	Pct.	Reb.-Avg.	PF-FO	Ast	Blk	Stl.	Pts. - Avg.
1980-81	30-2	1,049	157-319	.492	47-84	.560	190-6.3	72-2	57	20	46	361-12.0
1981-82	33-32	979	158-358	.441	44-64	.688	179-5.4	84-2	74	17	50	360-10.9
1982-83	34-34	1,116	266-519	.513	56-88	.636	195-5.7	77-1	80	9	53	588-17.3
1983-84	37-37	1,354	319-637	.501	96-149	.644	231-6.2	75-2	70	8	66	734-19.8
Totals	134-129	4,498	900-1,833	.491	243-385	.631	795-5.9	308-7	281	54	215	2,043-15.2



HONOR ROLL

HOUSTON CONFERENCE CHAMPIONS

Regular Season

Year	Conference	Record	Pct.	Coach	Runner-up
1991-92	Southwest	11-3	.786	Pat Foster	Tied with Texas
1983-84	Southwest	15-1	.938	Guy V. Lewis	Arkansas
1982-83	Southwest	16-0	1.000	Guy V. Lewis	Arkansas
1955-56	Missouri Valley	9-3	.750	Alden Pasche	Saint Louis
1949-50	Gulf Coast	6-0	1.000	Alden Pasche	Records not available
1946-47	Lone Star	11-1	.917	Alden Pasche	Records not available
1946	Lone Star	8-2	.800	Alden Pasche	Records not available

Tournament

Year	Conference	Record	Coach	Runner-up
2010	Conference USA	4-0	Tom Penders	UTEP
1992	Southwest	3-0	Pat Foster	Texas
1984	Southwest	2-0	Guy V. Lewis	Arkansas
1983	Southwest	2-0	Guy V. Lewis	TCU
1981	Southwest	2-0	Guy V. Lewis	Texas
1978	Southwest	4-0	Guy V. Lewis	Texas

OLYMPICS MEDAL RECIPIENTS

1996	Hakeem Olajuwon	United States	Gold
1992	Clyde Drexler	United States	Gold
1972	Dwight Jones	United States	Silver
1968	Ken Spain	United States	Gold

OLYMPICS PARTICIPANTS

1996	Hakeem Olajuwon	United States
1992	Clyde Drexler	United States
	Rolando Ferreira	Brazil
	David Diaz	Venezuela
	Carl Herrera	Venezuela
1972	Dwight Jones	United States
1968	Ken Spain	United States

OLYMPICS TRIALS INVITEES

1984	Alvin Franklin	United States
	Michael Young	United States
1976	Otis Birdsong	United States
1972	Dwight Jones	United States
1968	Elvin Hayes	United States
	Ken Spain	United States
1964	Lyle Harger	United States
1960	Gary Phillips	United States

PAN AMERICAN GAMES PARTICIPANT

1975	Otis Birdsong	United States
1971	Dwight Jones	United States

NAISMITH BASKETBALL
HALL OF FAME INDUCTEE

2008	Hakeem Olajuwon
2004	Clyde Drexler
1990	Elvin Hayes

NAISMITH BASKETBALL
HALL OF FAME FINALIST

2003	Guy V. Lewis
------	--------------

COLLEGE BASKETBALL
HALL OF FAME INDUCTEE

2007	Guy V. Lewis
------	--------------

TEXAS BASKETBALL LIFETIME
ACHIEVEMENT AWARD

2002	Guy V. Lewis
------	--------------

CURT GOWDY AWARD

Presented by the Naismith Memorial Basketball Hall of Fame to recognize members of the electronic and print media for outstanding contributions

2002	Jim Nantz
------	-----------

HOUSTON HALL OF HONOR

2008	1967-68 Team
	Louis Dunbar
2006	Dwight Davis
	Rob Williams
2004	Michael Young
2002	Dwight Jones
2000	Otis Birdsong
1998	Clyde Drexler
	Guy V. Lewis, head coach
	Hakeem Olajuwon
	Ken Spain
1982	Alden Pasche
1981	Don Chaney
1976	Don Boldebeck
1974	Elvin Hayes
1972	Gary Phillips
1971	Guy V. Lewis, player

NATIONAL PLAYER OF THE YEAR

1984	Hakeem Olajuwon	<i>Basketball Times</i>
1983	Hakeem Olajuwon	First Interstate Bank
1968	Elvin Hayes	Consensus

NATIONAL COACH OF THE YEAR

1983	Guy V. Lewis	Associated Press
1968	Guy V. Lewis	Associated Press, UPI, USBWA

ALL-AMERICANS

1999	Gee Gervin	Honorable Mention
1993	Bo Outlaw	Honorable Mention
1990	Carl Herrera	Honorable Mention
1989	Craig Upchurch	Honorable Mention
1988	Richard Hollis	Honorable Mention
1986	Greg Anderson	Honorable Mention
	Alvin Franklin	Honorable Mention
1984	Hakeem Olajuwon	Consensus
	Michael Young	Second Team
1983	Clyde Drexler	First Team
	Hakeem Olajuwon	Third Team
	Larry Micheaux	Honorable Mention
1982	Rob Williams	Second Team
	Clyde Drexler	Honorable Mention
1981	Rob Williams	Third Team
1977	Otis Birdsong	Consensus
1974	Louis Dunbar	Third Team
1972	Dwight Davis	Third Team
1971	Poo Welch	Helms Athletics Foundation
1970	Ollie Taylor	Helms Athletics Foundation
1968	Elvin Hayes	Consensus
	Don Chaney	Second Team
	Ken Spain	Second Team
1967	Elvin Hayes	Consensus
	Don Chaney	Honorable Mention
1966	Elvin Hayes	First Team
1963	Lyle Harger	Helms Athletics Foundation
1961	Gary Phillips	First Team
	Ted Luckenbill	Honorable Mention
1960	Gary Phillips	Second Team
1956	Don Boldebeck	Honorable Mention

NCAA FINAL FOUR

MOST OUTSTANDING PLAYER

1983	Hakeem Olajuwon
------	-----------------

NCAA ALL-FINAL FOUR TEAM

1984	Alvin Franklin
	Hakeem Olajuwon
	Michael Young
1983	Hakeem Olajuwon
1968	Elvin Hayes

NCAA REGIONAL

MOST OUTSTANDING PLAYER

1984	Hakeem Olajuwon	Midwest
1983	Hakeem Olajuwon	Midwest
1982	Rob Williams	Midwest



HONOR ROLL

NCAA TOURNAMENT ALL-REGIONAL TEAM

1984	Hakeem Olajuwon	Midwest
	Michael Young	Midwest
1983	Larry Micheaux	Midwest
	Hakeem Olajuwon	Midwest
	Michael Young	Midwest
1982	Larry Micheaux	Midwest
	Rob Williams	Midwest
1968	Don Chaney	Midwest
	Elvin Hayes	Midwest
	Theodis Lee	Midwest
1967	Don Chaney	Midwest
	Elvin Hayes	Midwest
1966	Elvin Hayes	West
1961	Gary Phillips	Midwest

NIT ALL-TOURNAMENT TEAM

1977	Otis Birdsong
------	---------------

USBWA DISTRICT VI COACH OF THE YEAR

1983	Guy V. Lewis
1968	Guy V. Lewis

USBWA DISTRICT PLAYER OF THE YEAR

1984	Hakeem Olajuwon	District VI
1983	Clyde Drexler	District VI
1981	Rob Williams	District VI
1977	Otis Birdsong	District VI
1968	Elvin Hayes	District VI
1967	Elvin Hayes	District VI
1966	Elvin Hayes	District VI

USBWA ALL-DISTRICT

2009	Aubrey Coleman	District VII
2008	Robert McKiver	District VII
2007	Robert McKiver	District VII
2000	Gee Gervin	District VII
1999	Gee Gervin	District VII
1997	Galen Robinson	
1995	Tim Moore	
1994	Anthony Goldwire	
1993	Charles Outlaw	
1990	Carl Herrera	District VI
1989	Craig Upchurch	District VI
1988	Richard Hollis	District VI
1986	Greg Anderson	District VI
	Alvin Franklin	District VI
	Rickie Winslow	District VI
1984	Hakeem Olajuwon	District VI
	Michael Young	District VI
1983	Clyde Drexler	District VI
	Larry Micheaux	District VI
	Hakeem Olajuwon	District VI
1982	Rob Williams	District VI
1981	Rob Williams	District VI
1978	Cecile Rose	District VI
1977	Otis Birdsong	District VI
1976	Otis Birdsong	District VI
1975	Louis Dunbar	District VI
	Otis Birdsong	District VI
1974	Louis Dunbar	District VI

1973	Louis Dunbar	District VI
	Dwight Jones	District VI
	Steve Newsome	District VI
1972	Dwight Davis	District VI
	Dwight Jones	District VI
1971	Dwight Davis	District VI
	Poo Welch	District VI
1970	Dwight Davis	District VI
	Ollie Taylor	District VI
1969	Ken Spain	District VI
	Ollie Taylor	District VI
1968	Don Chaney	District VI
	Elvin Hayes	District VI
	Ken Spain	District VI
1967	Don Chaney	District VI
	Elvin Hayes	District VI
1966	Joe Hamood	District VI
	Elvin Hayes	District VI
1965	Joe Hamood	District VI
1963	Lyle Harger	District VI
1961	Ted Luckenbill	District VI
	Gary Phillips	District VI
1956	Don Boldebeck	District VI

NABC ALL-DISTRICT 11

2010	Aubrey Coleman	First Team
------	----------------	------------

NABC ALL-DISTRICT 9

2009	Aubrey Coleman	First Team
2008	Robert McKiver	First Team
2006	Lanny Smith	Second Team
2005	Andre Owens	Second Team
2003	Louis Truscott	Second Team
2000	Gee Gervin	First Team
1999	Gee Gervin	Second Team
1998	Galen Robinson	Second Team
1996	Tim Moore	First Team
	Kirk Ford	Second Team
1995	Tim Moore	Second Team
1994	Anthony Goldwire	First Team
1993	Charles Outlaw	First Team
	Anthony Goldwire	Second Team
1992	Craig Upchurch	First Team
	Charles Outlaw	Second Team
1991	Alvaro Tehran	Second Team
	Byron Smith	Second Team
1990	Carl Herrera	First Team
	Craig Upchurch	First Team
1989	Craig Upchurch	First Team
	Richard Hollis	Second Team
1988	Rolando Ferria	First Team
	Richard Hollis	First Team
1987	Greg Anderson	First Team
	Ricky Winslow	Second Team
1986	Alvin Franklin	First Team
	Greg Anderson	First Team
1985	Alvin Franklin	First Team
1984	Hakeem Olajuwon	First Team
	Michael Young	First Team
	Alvin Franklin	Second Team
1983	Clyde Drexler	First Team
	Larry Micheaux	First Team

	Michael Young	First Team
	Hakeem Olajuwon	Second Team
1982	Rob Williams	First Team
1981	Rob Williams	First Team
1980	Rob Williams	Second Team
1978	Cecile Rose	Third Team
	Mike Schultz	Third Team
1977	Otis Birdsong	First Team
1976	Otis Birdsong	First Team
1975	Louis Dunbar	First Team
	Otis Birdsong	Second Team
1974	Louis Dunbar	First Team
1973	Dwight Jones	First Team
	Louis Dunbar	First Team
	Steve Newsome	Third Team
1972	Dwight Davis	First Team
	Dwight Jones	Second Team
1971	Poo Welch	First Team
	Dwight Davis	Second Team
1969	Ken Spain	Second Team
	George Reynolds	Third Team
1968	Elvin Hayes	First Team
	Don Chaney	First Team
	Ken Spain	Second Team
1967	Elvin Hayes	First Team
	Don Chaney	Third Team
	Gary Grider	Third Team
1966	Joe Hamood	First Team
	Elvin Hayes	First Team
1965	Joe Hamood	Second Team
1963	Lyle Harger	Second Team
1962	Don Schverak	Third Team
1961	Gary Phillips	First Team
	Ted Luckenbill	Second Team
1960	Gary Phillips	Second Team
1956	Don Boldebeck	First Team
1955	Don Boldebeck	First Team
	Jack Foster	First Team
1954	Jack Mosher	First Team
1952	Royce Ray	Honorable Mention

CONFERENCE COACH OF THE YEAR

1992	Pat Foster	SWC
1984	Guy V. Lewis	SWC
1983	Guy V. Lewis	SWC

CONFERENCE PLAYER OF THE DECADE

1980s	Hakeem Olajuwon	SWC
1970s	Otis Birdsong	SWC

CONFERENCE PLAYER OF THE YEAR

1993	Bo Outlaw	SWC
1984	Hakeem Olajuwon	SWC
1983	Clyde Drexler	SWC
	Michael Young	SWC
1981	Rob Williams	SWC
1977	Otis Birdsong	SWC



HONOR ROLL

**CONFERENCE
DEFENSIVE PLAYER OF THE YEAR**

1993	Bo Outlaw	SWC
1992	Bo Outlaw	SWC

CONFERENCE NEWCOMER OF THE YEAR

2009	Aubrey Coleman	C-USA
1993	Anthony Goldwire	SWC
1992	Bo Outlaw	SWC
	Sam Mack	SWC
1990	Carl Herrera	SWC
1988	Craig Upchurch	SWC
1984	Rickie Winslow	SWC
1981	Clyde Drexler	SWC
1980	Rob Williams	SWC

ALL-CONFERENCE

2010	Aubrey Coleman	First Team	C-USA
2009	Aubrey Coleman	First Team	C-USA
	Kelvin Lewis	Third Team	C-USA
2008	Robert McKiver	First Team	C-USA
	Dion Dowell	Third Team	C-USA
2007	Robert McKiver	First Team	C-USA
	Oliver Lafayette	Second Team	C-USA
2006	Ramon Dyer	Second Team	C-USA
	Oliver Lafayette	Second Team	C-USA
	Lanny Smith	Third Team	C-USA
2005	Andre Owens	Second Team	C-USA
2003	Louis Truscott	First Team	C-USA
2002	Louis Truscott	Third Team	C-USA
2000	Gee Gervin	First Team	C-USA
1999	Gee Gervin	First Team	C-USA
	Kenny Younger	Third Team	C-USA
1998	Galen Robinson	Third Team	C-USA
1997	Galen Robinson	Third Team	C-USA
1996	Tim Moore	First Team	SWC
	Kirk Ford	Second Team	SWC
1995	Tim Moore	Second Team	SWC
1994	Anthony Goldwire	Second Team	SWC
1993	Bo Outlaw	First Team	SWC
	Anthony Goldwire	Second Team	SWC
1992	Derrick Daniels	Second Team	SWC
	David Diaz	Second Team	SWC
	Sam Mack	Second Team	SWC
	Bo Outlaw	Second Team	SWC
	Craig Upchurch	Second Team	SWC
1991	Byron Smith	Second Team	SWC
	Alvaro Teheran	Second Team	SWC
1990	Carl Herrera	First Team	SWC
	Craig Upchurch	First Team	SWC
	Byron Smith	Second Team	SWC
1989	Craig Upchurch	First Team	SWC
	Richard Hollis	Second Team	SWC
1988	Richard Hollis	Second Team	SWC
1987	Greg Anderson	First Team	SWC
	Rickie Winslow	Second Team	SWC
1986	Alvin Franklin	First Team	SWC
	Greg Anderson	Second Team	SWC
	Rickie Winslow	Second Team	SWC
1985	Alvin Franklin	Second Team	SWC
	Rickie Winslow	Second Team	SWC
1984	Hakeem Olajuwon	First Team	SWC

	Michael Young	First Team	SWC
	Alvin Franklin	Second Team	SWC
1983	Clyde Drexler	First Team	SWC
	Michael Young	First Team	SWC
	Larry Micheaux	Second Team	SWC
	Hakeem Olajuwon	Second Team	SWC
1982	Rob Williams	First Team	SWC
	Clyde Drexler	Second Team	SWC
1981	Rob Williams	First Team	SWC
	Clyde Drexler	Second Team	SWC
1980	Rob Williams	First Team	SWC
	Larry Rogers	Second Team	SWC
1978	Cecile Rose	Second Team	SWC
	Charles Thompson	Second Team	SWC
1977	Otis Birdsong	First Team	SWC
	Mike Schultz	Second Team	SWC
1976	Otis Birdsong	First Team	SWC
	David Marrs	Second Team	SWC
1961	Gary Phillips	First Team	MVC
1960	Gary Phillips	First Team	MVC
1959	Gary Phillips	First Team	MVC
1958	Russell Boone	Second Team	MVC
1957	Dan Dotson	Second Team	MVC
1956	Don Boldebeck	First Team	MVC
	Art Helms	Second Team	MVC
1954	Don Boldebeck	First Team	MVC
	Jack Foster	Second Team	MVC
1954	Jack Moshler	Second Team	MVC
	Gary Shivers	Second Team	MVC
1952	Royce Ray	Second Team	MVC
1951	Lloyd Hendrix	Second Team	MVC
1950	Lloyd Hendrix	First Team	GSC
	David Rodriguez	First Team	GSC
	Herb Richardson	Second Team	GSC
1949	Dick Berg	Second Team	LSC
	Louis Brown	Second Team	LSC
	Lloyd Hendrix	Second Team	LSC
1948	Louis Brown	Second Team	LSC
1947	Guy V. Lewis	First Team	LSC
	Willie Wells	First Team	LSC
1946	Guy V. Lewis	First Team	LSC
	Willie Wells	Second Team	LSC

CONFERENCE ALL-DEFENSIVE TEAM

2009	Kelvin Lewis	C-USA
1995	Jermaine Johnson	SWC
1994	Rafael Carrasco	SWC
1993	Bo Outlaw	SWC
1992	Rafael Carrasco	SWC
	Bo Outlaw	SWC
1991	Darrell Mickens	SWC
	Alvaro Teheran	SWC
1989	Eduardo Drewnick	SWC
1988	Rolando Ferreira	SWC

**CONFERENCE TOURNAMENT
MOST VALUABLE PLAYER**

2010	Kelvin Lewis	C-USA
1984	Hakeem Olajuwon	SWC
1983	Michael Young	SWC
1981	Rob Williams	SWC
1978	Mike Schultz	SWC

CONFERENCE ALL-TOURNAMENT TEAM

2010	Kelvin Lewis	C-USA
	Aubrey Coleman	C-USA
2007	Robert McKiver	C-USA
	Oliver Lafayette	C-USA
2002	Marcus Oliver	C-USA
1993	Bo Outlaw	SWC
	David Diaz	SWC
1992	Sam Mack	SWC
	Craig Upchurch	SWC
1990	Carl Herrera	SWC
	Craig Upchurch	SWC
1988	Rolando Ferreira	SWC
1984	Hakeem Olajuwon	SWC
	Michael Young	SWC
1983	Michael Young	SWC
	Clyde Drexler	SWC
	Hakeem Olajuwon	SWC
1982	Rob Williams	SWC
1981	Rob Williams	SWC
	Michael Young	SWC
1979	Kenneth Williams	SWC
1978	Mike Schultz	SWC
	Kenneth Williams	SWC
1977	Otis Birdsong	SWC
1976	Otis Birdsong	SWC

CONFERENCE ALL-NEWCOMER TEAM

1993	Anthony Goldwire	SWC
1992	Sam Mack	SWC
	Bo Outlaw	SWC
1990	Carl Herrera	SWC
1989	Derrick Daniels	SWC
1988	Richard Hollis	SWC
	Craig Upchurch	SWC
1984	Rickie Winslow	SWC
1983	Alvin Franklin	SWC
1981	Clyde Drexler	SWC
	Michael Young	SWC
1980	Rob Williams	SWC

CONFERENCE ALL-FRESHMEN TEAM

2001	Alton Ford	C-USA
2000	George Williams	C-USA

REESE'S ALL-STAR GAME PARTICIPANTS

2010	Aubrey Coleman
-------------	----------------

EAST-WEST ALL-STAR GAME PARTICIPANTS

1977	Otis Birdsong
1972	Dwight Davis
1970	Ollie Taylor
1969	George Reynolds
	Ken Spain
1968	Don Chaney
	Elvin Hayes
1963	Lyle Harger
1961	Gary Phillips
1956	Don Boldebeck



HONOR ROLL

PIZZA HUT ALL-STAR GAME PARTICIPANTS

1975 Louis Dunbar
1974 Sidney Edwards

ALOHA ALL-STAR GAME ALL-TOURNAMENT TEAM

1983 Larry Micheaux

ALOHA ALL-STAR GAME PARTICIPANTS

1984 Michael Young
1983 Larry Micheaux

CONFERENCE USA ALL-ACADEMIC TEAM

2008-09 Sean Coleman

C-USA COMMISSIONER'S HONOR ROLL

2003-04 Bryan Shelton
2002-03 Bryan Shelton
2001-02 Bryan Shelton

CONFERENCE ACADEMIC HONOR TEAM

1993-94 Rafael Carrasco SWC
1991-92 Rafael Carrasco SWC
1988-89 Eduardo Drewnick SWC
1987-88 Rolando Ferreira SWC

BASKETBALL WEEKLY

PLAYER OF THE WEEK

Feb. 9, 1981 Rob Williams

CONFERENCE PLAYERS OF THE WEEK

March 8, 2010 Aubrey Coleman C-USA
Jan. 18, 2010 Aubrey Coleman C-USA
Dec. 28, 2009 Aubrey Coleman C-USA
Nov. 30, 2009 Aubrey Coleman C-USA
Nov. 23, 2009 Aubrey Coleman C-USA
March 3, 2009 Aubrey Coleman C-USA
Feb. 9, 2009 Aubrey Coleman C-USA
March 3, 2008 Robert McKiver C-USA
Feb. 11, 2008 Robert McKiver C-USA
Dec. 3, 2007 Robert McKiver C-USA
Nov. 26, 2007 Brockeith Pane C-USA
Jan. 15, 2007 Robert McKiver C-USA
Dec. 26, 2006 Dion Dowell C-USA
Nov. 20, 2006 Robert McKiver C-USA
Feb. 6, 2006 Ramon Dyer C-USA
Jan. 9, 2006 Ramon Dyer C-USA
Dec. 5, 2005 Oliver Lafayette C-USA
Dec. 29, 2003 Andre Owens C-USA
Jan. 27, 2003 Louis Truscott C-USA
Feb. 18, 2002 Louis Truscott C-USA
Jan. 21, 2002 Louis Truscott C-USA
Dec. 13, 1999 Kenny Younger C-USA
Jan. 18, 1999 Kenny Younger C-USA
Feb. 20, 1996 Tim Moore SWC
Jan. 23, 1996 Tim Moore SWC
Dec. 5, 1995 Kenya Capers SWC
Feb. 6, 1995 Tim Moore SWC
Dec. 12, 1994 Tim Moore SWC
Jan. 5, 1993 Bo Outlaw SWC

Dec. 21, 1992 Bo Outlaw SWC
Dec. 23, 1991 Craig Upchurch SWC
Dec. 16, 1991 Craig Upchurch SWC
Dec. 2, 1991 Sam Mack SWC
Feb. 18, 1991 Byron Smith SWC
March 5, 1990 Carl Herrera SWC
Feb. 27, 1990 Carl Herrera SWC
Jan. 31, 1989 Craig Upchurch SWC
Jan. 10, 1989 Craig Upchurch SWC
Nov. 29, 1988 Richard Hollis SWC
Feb. 13, 1983 Michael Young SWC
Feb. 6, 1983 Clyde Drexler SWC
Jan. 23, 1983 Larry Micheaux SWC
Jan. 9, 1983 Hakeem Olajuwon SWC
Feb. 9, 1981 Rob Williams SWC
Feb. 2, 1981 Rob Williams SWC

CONFERENCE USA ROOKIE OF THE WEEK

March 2, 2009 Aubrey Coleman
Jan. 12, 2009 Aubrey Coleman
Dec. 29, 2008 Aubrey Coleman
Dec. 22, 2008 Aubrey Coleman
Nov. 17, 2008 Aubrey Coleman

CONFERENCE NEWCOMER OF THE WEEK

Feb. 21, 1994 Tim Moore SWC
Feb. 14, 1994 Tim Moore SWC



NCAA TOURNAMENT HISTORY

NCAA TOURNAMENT HISTORY

NCAA Tournament National Championship Game Appearances	(2) 1984, 1983
NCAA Final Four Appearances	(5) 1984, 1983, 1982, 1968, 1967
NCAA Elite Eight Appearances	(5) 1984, 1983, 1982, 1968, 1967
NCAA Sweet 16 Appearances	(10) 1983, 1983, 1982, 1971, 1970, 1968, 1967, 1966, 1965, 1961
NCAA Tournament Appearances	(19) 2010, 1992, 1990, 1987, 1984, 1983, 1982, 1981, 1978, 1973, 1972, 1971, 1970, 1968, 1967, 1966, 1965, 1961, 1956
NCAA Tournament Record	26-24 (.520)
NCAA Final Four Most Outstanding Player	(1) Hakeem Olajuwon (1984)
NCAA All-Final Four Team Members	(5) Alvin Franklin (1984), Hakeem Olajuwon (1984), Michael Young (1984), Hakeem Olajuwon (1983), Elvin Hayes (1968)
NCAA All-Regional Team Members	14

2010

No. 13 Seed • Midwest Region • First Round
Spokane Veterans Memorial Arena • Spokane, Wash.
March 19 L 77-89 (13) #20/20 Maryland

1992

No. 10 Seed • Midwest Region • First Round
Bradley Center • Milwaukee, Wisc.
March 19 L 60-65 (7) Georgia Tech

1990

No. 8 Seed • Southeast Region • First Round
Thompson-Boling Arena • Knoxville, Tenn.
March 15 L 66-70 (9) UC Santa Barbara

1987

No. 12 Seed • Southeast Region • First Round
The Omni • Atlanta, Ga.
March 13 L 55-66 (5) Kansas

1984 • NATIONAL FINALIST

No. 2 Seed • Midwest Region • First/Second Rounds
Mid-South Coliseum • Memphis, Tenn.
March 17 W 77-69 (10) Louisiana Tech

Midwest Regional • The Arena • St. Louis, Mo.

March 23 W 78-71 (6) Memphis
March 25 W 68-63 (4) Wake Forest

Regional Most Outstanding Player: Hakeem Olajuwon
Regional All-Tournament Team: Hakeem Olajuwon, Michael Young

Final Four • Kingdome • Seattle, Wash.

March 31 W 49-47 (OT) (7 - East) Virginia
April 2 L 75-84 (1 - West) Georgetown

Final Four Most Outstanding Player: Hakeem Olajuwon
Final Four All-Tournament Team: Alvin Franklin, Hakeem Olajuwon, Michael Young

1983 • NATIONAL FINALIST

No. 1 Seed • Midwest Region • First/Second Rounds
The Summit • Houston
March 19 W 60-50 (8) Maryland

Midwest Regional • Kemper Arena • Kansas City, Mo.

March 25 W 70-63 (4) Memphis
March 27 W 89-71 (3) Villanova

Regional Most Outstanding Player: Hakeem Olajuwon
Regional All-Tournament Team: Larry Micheaux, Hakeem Olajuwon, Michael Young

Final Four • University Arena • Albuquerque, N.M.

April 2 W 94-81 (1 - East) Louisville
April 4 L 52-54 (6 - West) NC State

Final Four All-Tournament Team: Hakeem Olajuwon

1982 • FINAL FOUR

No. 6 Seed • Midwest Region • First/Second Rounds
Mabee Center • Tulsa, Okla.
March 11 W 94-84 (11) Alcorn State
March 13 W 78-74 (3) Tulsa

Midwest Regional • Checkerdome • St. Louis, Mo.

March 19 W 79-78 (2) Missouri
March 19 W 99-92 (8) Boston College

Regional Most Outstanding Player: Rob Williams
Regional All-Tournament Team: Larry Micheaux, Rob Williams

Final Four • Louisiana Superdome • New Orleans

March 27 L 63-68 (1 - East) North Carolina

1981

No. 8 Seed • East Region • First Round
Charlotte Coliseum • Charlotte, N.C.
March 13 L 72-90 (9) Villanova

1978

Midwest Region • First Round
Mabee Center • Tulsa, Okla.
March 10 L 77-100 Notre Dame

1973

Midwest Region • First Round
Henry Levitt Arena • Wichita, Kan.
March 10 L 89-102 Louisiana-Lafayette

1972

Midwest Region • First Round
Pan American Center • Las Cruces, N.M.
March 11 L 74-85 Texas

1971

Midwest Region • First Round
Hofheinz Pavilion • Houston
March 13 W 72-69 New Mexico State

Midwest Regional • Henry Levitt Arena • Wichita Kan.

March 18 L 77-78 Kansas
March 20 W 119-106 Notre Dame

vs. NCAA TOURNAMENT OPPONENTS

Team	Record	Pct.	Stk.
Alcorn State	1-0	1.000	W1
Boston College	1-0	1.000	W1
Colorado State	1-0	1.000	W1
Dayton	1-0	1.000	W1
Drake	0-1	.000	L1
Georgetown	0-1	.000	L1
Georgia Tech	0-1	.000	L1
Kansas	1-2	.333	L2
Kansas State	0-3	.000	L3
Louisiana-Lafayette	0-1	.000	L1
Louisiana-Tech	1-0	1.000	W1
Louisville	2-0	1.000	W2
Loyola-Chicago	1-0	1.000	W1
Marquette	1-0	1.000	W1
Maryland	1-1	.500	L1
Memphis	2-0	1.000	W2
Missouri	1-0	1.000	W1
New Mexico State	2-0	1.000	W2
North Carolina	1-1	.500	L1
North Carolina State	0-1	.000	L1
Notre Dame	2-1	.667	L1
Ohio State	0-1	.000	L1
Oklahoma State	0-1	.000	L1
Oregon State	0-1	.000	L1
Pacific	1-0	1.000	W1
SMU	1-2	.333	W1
TCU	1-0	1.000	W1
Texas	0-1	.000	L1
Texas Tech	0-1	.000	L1
Tulsa	1-0	1.000	W1
UCLA	0-2	.000	L2
UC-Santa Barbara	0-1	.000	L1
Villanova	1-1	.500	W1
Virginia	1-0	1.000	W1
Wake Forest	1-0	1.000	W1
Totals	26-24	.520	L5

HISTORY



NCAA TOURNAMENT HISTORY

NCAA TOURNAMENT ALL-TIME CAREER LEADERS

Points				
Rk.	Pts.	Name	School	Years (Games)
1.	407	Christian Laettner	Duke	1989-92 (23)
2.	358	Elvin Hayes	Houston	1966-68 (13)
3.	328	Danny Manning	Kansas	1985-88 (16)
4.	324	Oscar Robertson	Cincinnati	1958-60 (10)
5.	308	Glen Rice	Michigan	1986-89 (13)

Rebounds				
Rk.	Pts.	Name	School	Years (Games)
1.	222	Elvin Hayes	Houston	1966-68 (13)
2.	201	Lew Alcindor	UCLA	1967-69 (12)
3.	197	Jerry Lucas	Ohio State	1960-62 (12)
4.	181	Nick Collison	Kansas	2000-03 (16)
5.	176	Bill Walton	UCLA	1972-74 (12)
6.	169	Christian Laettner	Duke	1989-92 (23)
7.	165	Tim Duncan	Wake Forest	1994-97 (11)
8.	160	Paul Hogue	Cincinnati	1960-62 (12)
9.	157	Sam Lacey	New Mexico St.	1968-70 (11)
10.	155	Derrick Coleman	Syracuse	1987-90 (14)
11.	153	Hakeem Olajuwon	Houston	1982-84 (15)

Rebounding Average				
Rk.	Pts.	Name	School	Years (Games)
1.	19.7	John Green	Michigan State	1957-79 (6)
2.	19.2	Artis Gilmore	Jacksonville	1970-71 (6)
3.	18.5	Paul Silas	Creighton	1962-64 (6)
4.	17.1	Len Chappell	Wake Forest	1961-62 (8)
5.	17.1	Elvin Hayes	Houston	1966-68 (13)

1970

Midwest Region • First Round
Daniel-Meyer Coliseum • Fort Worth, Texas

March 7	W	71-64	Dayton
---------	---	-------	--------

Midwest Regional • Allen Fieldhouse • Lawrence, Kan.

March 12	L	87-92	Drake
----------	---	-------	-------

Regional Third Place • Allen Fieldhouse • Lawrence, Kan.

March 14	L	98-107	Kansas State
----------	---	--------	--------------

1968 • FINAL FOUR

Midwest Region • First Round • Salt Lake City

March 9	W	94-76	Loyola (Chicago)
---------	---	-------	------------------

Midwest Regional • Henry Levitt Arena • Wichita, Kan.

March 15	W	91-75	Louisville
March 16	W	103-68	TCU

All-Tournament Team: Don Chaney, Elvin Hayes, Theodis Lee

Final Four • Memorial Sports Arena • Los Angeles

March 22	L	69-101	UCLA
----------	---	--------	------

Final Four • Consolation
Memorial Sports Arena • Los Angeles

March 25	L	85-89	Ohio State
----------	---	-------	------------

Final Four All-Tournament Team: Elvin Hayes

1967 • FINAL FOUR

Midwest Region • First Round
CSU Auditorium • Fort Collins, Colo.

March 11	W	59-58	New Mexico State
----------	---	-------	------------------

Midwest Regional • Allen Field House • Lawrence, Kan.

March 17	W	66-53	Kansas
March 19	W	83-75	SMU

All-Tournament Team: Don Chaney, Elvin Hayes

Final Four • Freedom Hall • Louisville, Ky.

March 24	L	58-73	UCLA
----------	---	-------	------

Final Four • Consolation • Freedom Hall • Louisville, Ky.

March 25	W	84-62	North Carolina
----------	---	-------	----------------

1966

West Region • First Round
Henry Levitt Arena • Wichita, Kan.

March 7	W	82-76	Colorado State
---------	---	-------	----------------

West Regional • Pauley Pavilion • Los Angeles

March 11	L	60-63	Oregon State
----------	---	-------	--------------

Regional Consolation • Pauley Pavilion • Los Angeles

March 12	W	102-91	Pacific
----------	---	--------	---------

1965

Midwest Region • First Round
Lubbock Coliseum • Lubbock, Texas

March 8	W	99-98	Notre Dame
---------	---	-------	------------

Midwest Regional • Ahearn Fieldhouse • Manhattan, Kan.

March 12	L	60-75	Oklahoma State
----------	---	-------	----------------

Midwest Regional Consolation • Ahearn Fieldhouse
Manhattan, Kan.

March 13	L	87-89	SMU
----------	---	-------	-----

1961

Midwest Region • First Round • Delmar Gym • Houston

March 15	W	77-61	Marquette
----------	---	-------	-----------

Midwest Regional • Allen Fieldhouse • Lawrence, Kan.

March 17	L	64-75	Kansas State
----------	---	-------	--------------

Midwest Regional Consolation • Allen Fieldhouse
Lawrence, Kan.

March 18	L	67-69	Texas Tech
----------	---	-------	------------

All-Tournament Team: Gary Phillips

1956

Midwest Region • Second Round
Allen Fieldhouse • Lawrence, Kan.

March 16	L	74-89	SMU
----------	---	-------	-----

Midwest Regional Consolation • Allen Fieldhouse
Lawrence, Kan.

March 17	L	70-89	Kansas State
----------	---	-------	--------------

HOUSTON by SEEDING

The NCAA began seeding teams in the NCAA Tournament in 1979.

Team	Record	Pct.	Stk.	Last
No. 1	4-1	.800	L1	1983
No. 2	4-1	.800	L1	1984
No. 3	0-0	.000	---	---
No. 4	0-0	.000	---	---
No. 5	0-0	.000	---	---
No. 6	4-1	.800	L1	1982
No. 7	0-0	.000	---	---
No. 8	0-2	.000	L2	1990
No. 9	0-0	.000	---	---
No. 10	0-1	.000	L1	1992
No. 11	0-0	.000	---	---
No. 12	0-1	.000	L1	1987
No. 13	0-1	.000	L1	2010
No. 14	0-0	.000	---	---
No. 15	0-0	.000	---	---
No. 16	0-0	.000	---	---
Seeded	12-8	.600	L5	2010
Unseeded	14-16	.467	L3	1978
Totals	26-24	.520	L5	

HOUSTON vs. SEEDING

Team	Record	Pct.	Stk.	Last
No. 1	1-2	.333	L1	1984
No. 2	1-0	.000	W1	1982
No. 3	2-0	1.000	W2	1983
No. 4	2-0	1.000	W2	1984
No. 5	0-1	.000	L1	1987
No. 6	1-1	.500	W1	1984
No. 7	1-1	.500	W1	1992
No. 8	2-0	1.000	W2	1983
No. 9	0-2	.000	L2	1990
No. 10	1-0	1.000	W1	1984
No. 11	1-0	1.000	W1	1982
No. 12	0-0	.000	---	---
No. 13	0-1	.000	L1	2010
No. 14	0-0	1.000	---	---
No. 15	0-0	.000	---	---
No. 16	0-0	.000	---	---
Seeded	12-8	.600	L5	
Unseeded	14-16	.467	L3	
Totals	26-24	.520	L5	



CONFERENCE TOURNAMENTS HISTORY

CONFERENCE TOURNAMENT HISTORY

Tournament Championships	(6) 2010, 1992, 1984, 1983, 1981, 1978
Championship Game Appearances	(11) 2010, 2007, 1993, 1992, 1990, 1984, 1983, 1982, 1981, 1978, 1977
Semifinal Appearances	(18) 2010, 2009, 2007, 2006, 2002, 1995, 1993, 1992, 1990, 1988, 1987, 1984, 1983, 1982, 1981, 1979, 1978, 1977
Conference Tournament Appearances	(34) 2010, 2009, 2008, 2007, 2006, 2005, 2003, 2002, 2001, 2000, 1999, 1998, 1997, 1996, 1995, 1994, 1993, 1992, 1991, 1990, 1989, 1988, 1987, 1986, 1985, 1984, 1983, 1982, 1981, 1980, 1979, 1978, 1977, 1976
Conference Tournament Record	40-28 (.588) overall (12-12 in C-USA; 28-16 in SWC)
Conference Tournament Most Outstanding Player	(5) Kelvin Lewis (2010), Hakeem Olajuwon (1984), Michael Young (1983), Rob Williams (1981), Mike Schultz (1978)
Conference All-Tournament Team Members	21

CONFERENCE USA

2010 (4-0) • CHAMPIONS

BOK Center • Tulsa, Okla.

March 10	W	93-80	vs. Tulane
March 11	W	66-65	vs. Memphis
March 12	W	74-66	vs. Southern Miss
March 13	W	81-73	vs. #25/21 UTEP

Most Outstanding Player: Kelvin Lewis

All-Tournament Team: Kelvin Lewis, Aubrey Coleman

2009 (2-1) • Semifinalist

FedExForum • Memphis, Tenn.

March 11	W	85-76	vs. SMU
March 12	W	89-85 (OT)	vs. UTEP
March 13	L	49-74	at #4/3 Memphis

2008 (0-1)

FedExForum • Memphis, Tenn.

March 13	L	77-80	vs. UTEP
----------	---	-------	----------

2007 (2-1) • Finalist

FedExForum • Memphis, Tenn.

March 8	W	62-59	vs. Southern Miss
March 9	W	77-62	vs. Rice
March 10	L	59-71	at #5/5 Memphis

All-Tournament Team: Robert McKiver, Oliver Lafayette

2006 (1-1) • Semifinalist

FedExForum • Memphis, Tenn.

March 9	W	71-52	vs. UCF
March 10	L	54-68	at Memphis

2005 (0-1)

FedExForum • Memphis, Tenn.

March 9	L	64-69	vs. USF
---------	---	-------	---------

2003 (0-1)

Freedom Hall • Louisville, Ky.

March 12	L	52-74	vs. Tulane
----------	---	-------	------------

2002 (2-1) • Semifinalist

Firstar Center • Cincinnati, Ohio

March 6	W	58-49	vs. East Carolina
March 7	W	80-74	vs. Memphis
March 8	L	73-85	vs. #13/10 Marquette

All-Tournament Team: Marcus Oliver

2001 (0-1)

Freedom Hall • Louisville, Ky.

March 7	L	67-78	vs. Saint Louis
---------	---	-------	-----------------

2000 (1-1)

The Pyramid • Memphis, Tenn.

March 8	W	77-75	vs. Marquette
March 9	L	69-76	vs. Tulane

1999 (0-1)

Birmingham-Jefferson Civic Center • Birmingham, Ala.

March 3	L	51-75	vs. Charlotte
---------	---	-------	---------------

1998 (0-1)

Shoemaker Center • Cincinnati, Ohio

March 4	L	57-73	vs. Southern Miss
---------	---	-------	-------------------

1997 (0-1)

Kiel Center • St. Louis, Mo.

March 5	L	54-66	vs. UAB
---------	---	-------	---------

SOUTHWEST CONFERENCE

1996 (0-1)

Reunion Arena • Dallas, Texas

March 6	L	57-62	SMU
---------	---	-------	-----

1995 (1-1) • Semifinalist

Dallas, Texas • Reunion Arena

March 9	W	80-77	vs. TCU
March 10	L	79-94	vs. Texas Tech

1994 (0-1)

Dallas, Texas • Reunion Arena

March 10	L	86-110	vs. Texas Tech
----------	---	--------	----------------

1993 (2-1) • Finalist

Dallas, Texas • Reunion Arena

March 12	W	84-68	vs. Texas A&M
March 13	W	58-50	vs. Texas
March 14	L	76-88	vs. Texas Tech

All-Tournament Team: Bo Outlaw, David Diaz

1992 (3-0) • CHAMPIONS

Dallas, Texas • Reunion Arena

March 13	W	73-62	vs. SMU
March 14	W	87-84 (2OT)	vs. TCU
March 15	W	91-72	vs. Texas

All-Tournament Team: Sam Mack, Craig Upchurch

1991 (0-1)

Dallas, Texas • Reunion Arena

March 8	L	62-65	vs. SMU
---------	---	-------	---------

1990 (2-1) • Semifinalist

Dallas, Texas • Reunion Arena

March 9	W	90-81	vs. Rice
March 10	W	89-86	vs. Texas
March 11	L	84-96	vs. #9 Arkansas

All-Tournament Team: Carl Herrera, Craig Upchurch

1989 (0-1)

Dallas, Texas • Reunion Arena

March 10	L	70-82	vs. Texas A&M
----------	---	-------	---------------

1988 (1-1) • Semifinalist

Dallas, Texas • Reunion Arena

March 11	W	72-57	vs. Texas
March 12	L	76-98	vs. SMU

All-Tournament Team: Rolando Ferreira

1987 (1-1) • Semifinalist

Dallas, Texas • Reunion Arena

March 6	W	59-49	vs. Texas
March 7	L	52-54	vs. Baylor

1986 (0-1)

Dallas, Texas • Reunion Arena

March 7	L	62-78	vs. Texas
---------	---	-------	-----------

1985 (0-1)

Dallas, Texas • Reunion Arena

March 8	L	72-84	vs. #13 SMU
---------	---	-------	-------------

1984 (2-0) • CHAMPIONS

Houston, Texas • The Summit

March 10	W	53-50	vs. Rice
March 11	W	57-56	vs. Arkansas

Most Valuable Player: Hakeem Olajuwon

All-Tournament Team: Michael Young



CONFERENCE TOURNAMENTS HISTORY

vs. CONFERENCE TOURNAMENT OPPONENTS				
Team	Conference	Record	Pct.	Stk.
Arkansas	SWC	2-3	.400	L1
Baylor	SWC	2-1	.667	L1
Charlotte	C-USA	0-1	.000	L1
East Carolina	C-USA	2-0	1.000	W2
Marquette	C-USA	1-1	.500	L1
Memphis	C-USA	2-3	.400	W1
Rice	SWC, C-USA	5-0	1.000	W5
Saint Louis	C-USA	0-1	.000	L1
SMU	SWC, C-USA	4-4	.500	W1
Southern Miss	C-USA	2-1	.667	W1
TCU	SWC	5-0	1.000	W5
Texas	SWC	7-3	.700	W3
Texas A&M	SWC	3-1	.750	W1
Texas Tech	SWC	2-5	.286	L3
Tulane	C-USA	0-2	.000	L2
UAB	C-USA	0-1	.000	L1
UCF	C-USA	1-0	1.000	W1
USF	C-USA	0-1	.000	L1
UTEP	C-USA	2-1	.667	W2
C-USA Totals		12-12	.500	W1
SWC Totals		28-16	.636	L2
Overall Totals		40-28	.588	W4

1983 (2-0) • CHAMPIONS

Dallas, Texas • Reunion Arena

March 11	W	75-59	vs. SMU
March 12	W	62-59	vs. TCU

Most Valuable Player: Michael Young

All-Tournament Team: Michael Young, Clyde Drexler, Hakeem Olajuwon

1982 (1-1) • Finalist

Dallas, Texas • Reunion Arena

March 5	W	89-76	vs. Texas A&M
March 6	L	69-84	vs. #14 Arkansas

All-Tournament Team: Rob Williams

1981 (2-0) • CHAMPIONS

San Antonio, Texas • HemisFair Arena

March 6	W	73-53	vs. TCU
March 7	W	84-59	vs. Texas

Most Valuable Player: Rob Williams

All-Tournament Team: Rob Williams, Michael Young

1980 (1-1)

Houston, Texas • Hofheinz Pavilion

Feb. 25	W	92-80	vs. Rice
---------	---	-------	----------

San Antonio, Texas • HemisFair Arena

Feb. 28	L	47-67	vs. Texas
---------	---	-------	-----------

1979 (2-1) • Semifinalist

Houston, Texas • Hofheinz Pavilion

Feb. 24	W	74-67	vs. SMU
---------	---	-------	---------

Houston, Texas • The Summit

March 1	W	83-82	vs. Baylor
March 2	L	65-70	vs. #14 Texas

All-Tournament Team: Kenneth Williams

1978 (4-0) • CHAMPIONS

Houston, Texas • Hofheinz Pavilion

Feb. 25	W	108-67	vs. Rice
---------	---	--------	----------

Houston, Texas • The Summit

March 2	W	93-82	vs. Texas Tech
March 3	W	70-69	vs. #4 Arkansas
March 4	W	92-90	vs. #12 Texas

Most Valuable Player: Mike Schultz

All-Tournament Team: Kenneth Williams

1977 (3-1) • Runner-Up

Houston, Texas • Hofheinz Pavilion

Feb. 26	W	111-67	vs. TCU
---------	---	--------	---------

Houston, Texas • The Summit

March 3	W	96-77	vs. Texas A&M
March 4	W	94-83	vs. Texas Tech
March 5	L	70-84	vs. #7 Arkansas

All-Tournament Team: Otis Birdsong

1976 (1-1)

Waco, Texas • Heart O' Texas Coliseum

Feb. 28	W	88-86	at Baylor
---------	---	-------	-----------

Dallas, Texas • Moody Coliseum

March 4	L	69-80	vs. Texas Tech
---------	---	-------	----------------

All-Tournament Team: Otis Birdsong

HISTORY



NIT & COLLEGE BASKETBALL INVITATIONAL RECORDS

NIT HISTORY

NIT Championship Game Appearances	(1) 1977
NIT Quarterfinal Appearances	(2) 1977, 1962
NIT Appearances	(9) 2006, 2005, 2002, 1993, 1991, 1988, 1985, 1977, 1962
NIT Record	5-9 (.357)

COLLEGE BASKETBALL INVITATIONAL HISTORY

CBI Semifinal Appearances	(1) 2008
CBI Appearances	(2) 2009, 2008
CBI Record	2-2 (.500)

NIT

2006

First Round • Hofheinz Pavilion • Houston

March 15	W	77-67	BYU
----------	---	-------	-----

Second Round • Hammons Student Center
Springfield, Mo.

March 20	L	59-60	at Missouri State
----------	---	-------	-------------------

2005

Opening Round • Charles Koch Arena • Wichita, Kan.

March 16	L	69-85	at Wichita State
----------	---	-------	------------------

2002

Opening Round • Memorial Gym • Nashville, Tenn.

March 13	L	50-59	at Vanderbilt
----------	---	-------	---------------

1993

First Round • Special Events Center • El Paso, Texas

March 19	L	61-67	at UTEP
----------	---	-------	---------

1991

First Round • Maples Pavilion • Palo Alto, Calif.

March 13	L	86-93	at Stanford
----------	---	-------	-------------

1988

First Round • Hofheinz Pavilion • Houston

March 17	W	69-61	Fordham
----------	---	-------	---------

Second Round • Moby Gym • Fort Collins, Colo.

March 22	L	61-71	at Colorado State
----------	---	-------	-------------------

VS. NIT OPPONENTS

Team	Record	Pct.	Stk.
Alabama	1-0	1.000	W1
BYU	1-0	1.000	W1
Colorado State	0-1	.000	L1
Dayton	0-1	.000	L1
Fordham	1-0	1.000	W1
Indiana State	1-0	1.000	W1
Illinois State	1-0	1.000	W1
Lamar	0-1	.000	L1
Missouri State	0-1	.000	L1
St. Bonaventure	0-1	.000	L1
Stanford	0-1	.000	L1
UTEP	0-1	.000	L1
Vanderbilt	0-1	.000	L1
Wichita State	0-1	.000	L1
Totals	5-9	.357	L1

1985

First Round • Montagne Center • Beaumont, Texas

March 15	L	71-78	at Lamar
----------	---	-------	----------

1977 • Runner-Up

First Round • Hofheinz Pavilion • Houston

March 9	W	83-82	Indiana State
---------	---	-------	---------------

Quarterfinals • Madison Square Garden • New York

March 14	W	91-90 (OT)	Illinois State
----------	---	------------	----------------

Semifinals • Madison Square Garden • New York

March 17	W	82-76	Alabama
----------	---	-------	---------

Championship • Madison Square Garden • New York

March 20	L	91-94	St. Bonaventure
----------	---	-------	-----------------

1962

Quarterfinals • Madison Square Garden • New York

March 11	L	77-94	Dayton
----------	---	-------	--------

COLLEGE BASKETBALL INVITATIONAL

2009

First Round • Gill Coliseum • Corvallis, Ore.

March 18	L	45-49	at Oregon State
----------	---	-------	-----------------

2008

First Round • Lawlor Events Center • Reno, Nev.

March 18	W	80-79	at Nevada
----------	---	-------	-----------

Quarterfinals • Hofheinz Pavilion • Houston

March 24	W	91-67	Valparaiso
----------	---	-------	------------

Semifinals • Reynolds Center • Tulsa, Okla.

March 26	L	69-73	at Tulsa
----------	---	-------	----------

All-Tournament Team: Robert McKiver

VS. CBI OPPONENTS

Team	Record	Pct.	Stk.
Nevada	1-0	1.000	W1
Oregon State	0-1	.000	L1
Tulsa	0-1	.000	L1
Valparaiso	1-0	1.000	W1
Totals	2-2	.500	L2



HOFHEINZ PAVILION

ANNUAL ATTENDANCE RECORDS

Year	Games	W-L	Pct.	Total Attendance	Avg. Attendance
1969-70	16	16-0	1.000	128,848	8,053
1970-71	13	13-0	1.000	97,426	7,494
1971-72	14	13-1	.929	103,630	7,227
1972-73	18	18-0	1.000	125,688	6,983
1973-74	13	12-1	.923	75,740	5,826
1974-75	18	13-5	.722	109,324	6,074
1975-76	15	13-2	.867	108,532	7,236
1976-77	17	16-1	.941	100,215	5,895
1977-78	16	15-1	.938	83,735	5,233
1978-79	13	8-5	.615	60,582	4,660
1979-80	13	9-4	.692	54,991	4,230
1980-81	16	15-1	.938	88,821	5,515
1981-82	15	13-2	.867	101,705	6,780
1982-83	14	14-0	1.000	111,861	7,990
1983-84	15	15-0	1.000	145,449	9,697
1984-85	15	12-3	.800	85,467	5,698
1985-86	14	9-5	.643	68,990	4,928
1986-87	13	10-3	.769	58,588	4,185
1987-88	12	9-3	.750	49,419	4,118
1988-89	14	11-4	.733	49,273	3,285
1989-90	14	13-1	.929	57,996	4,143
1990-91	13	12-1	.923	56,125	4,317
1991-92	13	11-2	.846	65,754	5,058
1992-93	13	12-1	.923	64,990	4,999
1993-94	13	6-7	.462	37,858	2,912
1994-95	13	6-7	.462	40,163	3,089
1995-96	13	10-3	.769	61,069	4,698
1996-97	14	9-5	.643	46,714	3,337
1997-98	13	6-7	.462	36,889	2,838
1998-99	12	6-6	.500	101,748	8,479
1999-00	12	3-9	.250	55,691	4,641
2000-01	13	6-7	.462	43,601	3,354
2001-02	13	9-4	.692	48,097	3,700
2002-03	13	6-7	.462	49,500	3,808
2003-04	17	8-9	.471	49,021	2,884
2004-05	14	12-2	.833	59,436	4,245
2005-06	15	13-2	.867	72,869	4,858
2006-07	14	11-3	.786	59,902	4,279
2007-08	19	17-2	.895	84,240	4,434
2008-09	15	12-3	.800	57,209	3,814
2009-10	15	10-5	.667	48,033	3,203
41 Seasons	586	452-134	.771	3,005,189	5,129

TOP 10 CROWDS AT HOFHEINZ PAVILION

- 10,660 vs. Texas W, 84-79 3/5/90
- 10,514 vs. New Mexico State W, 72-69 3/13/71 NCAA Midwest Regional First Round
- 10,500 vs. Texas L, 83-95 1/12/82
- 10,497 vs. Seattle W, 93-92 2/6/71
- 10,489 vs. South Alabama W, 128-90 2/28/70
- 10,483 vs. Florida State W, 94-86 2/4/72
- 10,472 vs. Jacksonville W, 76-75 2/24/73
- 10,345 vs. Miami (Fla.) W, 118-98 2/14/70
- 10,238 vs. St. Mary's (Texas) W, 118-77 2/5/70
- 10,220 vs. USC W, 77-73 12/20/69

Note: A crowd of 10,514 at Hofheinz Pavilion watched Notre Dame defeat TCU 102-94 on March 13, 1971 during the NCAA Tournament Midwest Regional First Round.

TOP 10 CROWDS AT HOFHEINZ PAVILION (since 1998)

- 8,918 vs. #1/1 Memphis L, 77-89 1/30/08
- 8,917 vs. Connecticut L, 76-82 12/30/00
- 8,917 vs. Cincinnati L, 65-77 2/17/99
- 8,517 vs. Kentucky W, 83-69 12/18/07
- 8,642 vs. Valparaiso W, 90-72 12/11/99
- 8,479 vs. Marquette L, 62-65 2/27/99
- 8,479 vs. Charlotte L, 66-68 2/23/99
- 8,479 vs. Tulane W, 76-62 2/13/99
- 8,479 vs. UAB L, 82-90 2/4/99
- 8,479 vs. USF L, 67-82 1/30/99
- 8,479 vs. Memphis W, 83-81 1/17/99
- 8,479 vs. Saint Louis L, 61-69 1/13/99
- 8,479 vs. Southern Miss W, 64-57 1/7/99
- 8,479 vs. LSU W, 67-55 11/30/98
- 8,479 vs. IUPUI W, 72-71 11/28/98
- 8,479 vs. Sam Houston State L, 63-67 11/23/98
- 8,479 vs. Texas W, 71-69 11/17/98

Note: Renovations of Hofheinz Pavilion in 1998 resulted in the facility's capacity being reduced to 8,479.

TOP 10 OVERALL CROWDS

- 61,612 vs. North Carolina (1) L, 63-68 3/27/82
- 52,693 vs. UCLA (2) W, 71-69 1/20/68
- 38,471 vs. Virginia (3) W, 49-47 3/31/84
- 38,471 vs. Georgetown (3) L, 75-84 4/2/84
- 23,992 vs. Kentucky L, 67-74 1/22/84
- 21,500 vs. Oklahoma State (4) L, 60-75 3/12/65
- 21,500 vs. SMU (4) L, 87-89 3/13/65
- 20,143 vs. Memphis (5) W, 78-71 3/23/84
- 19,591 vs. Louisville L, 78-92 1/15/97
- 18,889 vs. UCLA (6) L, 58-73 3/24/67

1 – NCAA Final Four (Louisiana Superdome, New Orleans);
 2 – Game of the Century (Houston Astrodome, Houston); 3 – NCAA Final Four (Kingdome, Seattle);
 4 – NCAA Tournament Midwest Regional (Ahearn Fieldhouse, Manhattan, Kan.);
 5 – NCAA Tournament Midwest Regional (The Arena, St. Louis); 6 – NCAA Final Four (Freedom Hall, Louisville, Ky.)



LETTERWINNERS

• A •

Name	Years	G	Pts
ADAMS, Sammy	1952-53	20	98
ADEIFE, Emmanuel	2005-06	12	10
AKIN, Frank	1946-47	16	31
ALEXANDER, Marvin	1983-84, 84-85	32	56
ANDERS, Benny	1981-82, 82-83, 83-84	76	327
ANDERSON, Aaron	2002-03, 03-04, 04-05	47	87
ANDERSON, Greg	1983-84, 84-85, 85-86, 86-87	123	1,661
ANDERSON, Larry	1968-69	10	4
ANDERSON, Sam	2005-06, 06-07	25	124
APOLSKIS, Richard	1963-64, 64-65, 65-66	80	572
ARNING, Ben	1964-65	6	21
ASH, Jimmy	1955-56, 56-57	43	94
AUSTIN, Trey	1997-98, 98-99	52	115

• B •

BALLARD, Wayne	1964-65, 65-66	57	713
BALLIS, Jake	1998-99, 99-00	50	165
BANE, Bill	1967-68, 68-69	34	87
BARBER, Kevin	2002-03, 03-04	37	43
BARNES, Bryan	1989-90	6	6
BAUMGARDNER, Ashley	1995-96	22	33
BEECHER, William	1952-53	17	33
BELCHER, Stacey	1983-84, 84-85, 85-86, 86-87	64	76
BELL, Carlos	1967-68, 68-69	35	99
BELL, Jackie	1951-52, 52-53, 53-54, 54-55	62	450
BELL, Melvin	1966-67, 68-69, 69-70	83	622
BENSON, Andrew	1966-67	19	46
BERG, Richard	1947-48, 48-49, 49-50	43	440
BIGOTT, Wilbert	1957-58	23	26
BIRDSONG, Otis	1973-74, 74-75, 75-76, 76-77	116	2,832
BISHOP, Denny	1959-60, 60-61, 61-62	56	45
BLOOM, Corey	2005-06	22	40
BOLDEBUCK, Don	1954-55, 55-56	51	1,162
BOND, DeWayne	1962-63	19	75
BONNEY, Jerry	1970-71, 71-72, 72-73	75	681
BOOHER, Wilburn	1952-53	13	11
BOONE, Russell	1956-57, 57-58	51	770
BOTTS, Torrence	1998-99, 99-00, 00-01	67	243
BOWE, John	1972-73	3	12
BRADFORD, Bunky	1949-50, 50-51, 51-52	52	336
BRANNON, Darrius	2004-05, 05-06	40	68
BRAXTON, John	1996-97	23	44
BREWER, Jerome	1986-87, 87-88	50	120
BROUGHTON, Kahmell	2009-10	19	20
BROWN, Bill	1960-61	5	4
BROWN, Darryl	1979-80, 80-81	56	232
BROWN, Larry	1970-71, 71-72	50	337
BROWN, Louis	1946-47, 47-48, 48-49	65	623
BROWN, Randy	1986-87, 87-88	57	308
BRUCE, Brad	1989-90	2	0
BUNCE, Dan	1980-81, 82-83	5	7
BUNCE, David	1979-80, 80-81, 81-82, 82-83	77	140
BURROUGHS, Roy	1949-50, 50-51	26	67
BYRD, Carl	1977-78	23	56
BYRD, Larry	1955-56, 56-57, 57-58	59	300
BYRD, Willie	1993-94, 94-95, 95-96, 96-97	98	700

• C •

CALHOUN, Qa'raan	2008-09	33	338
CAPERS, Kenya	1995-96, 96-97	51	655
CARPENTER, Charlie	1946-47, 47-48	40	111
CARRASCO, Rafael	1990-91, 91-92, 92-93	94	374
CARTER, Deondray	1995-96	13	10
CARTER, Steve	1985-86	2	0
CHANEY, Don	1965-66, 66-67, 67-68	90	1,133
CHANEY, Horace	1986-87, 88-89	61	703
CHAPMAN, David	1971-72, 72-73, 73-74	11	12
CHERRINGTON, Englebert	2004-05	26	56
CIOLLI, Ken	1975-76, 76-77, 77-78, 78-79	129	582
CLARK, Braxton	1983-84, 84-85	44	199
CLARK Bryce	2009-10	10	2
COLEMAN, Aubrey	2008-09, 09-10	67	1,516
COLEMAN, Sean	2008-09, 09-10	49	139
COOPER, Larry	1967-68, 68-69	25	41

COTTON, Elton	1949-50, 50-51, 51-52, 52-53	77	465
COTTON, Joseph	1984-85	1	0
COUSIN, Marcus	2007-08, 08-09	62	488
CROSBY, Treva	1997-98, 98-99, 00-01	64	317

• D •

DANIELS, Derrick	1988-89, 89-90, 90-91, 91-92	124	1,087
DAVIS, Abe	1978-79, 79-80, 80-81	77	198
DAVIS, Dwight	1969-70, 70-71, 71-72	84	1,741
DAVIS, Eric	1980-81, 81-82	53	129
DAVIS, John	1949-50, 50-51, 51-52	48	118
DAVIS, Larry	1996-97, 99-00	21	16
DAVIS, Tommie	1994-95	28	182
de RANDAMIE, Sergio	2004-05, 05-06	55	103
DIAZ, David	1991-92, 92-93	61	740
DICKENS, Eric	1981-82, 82-83, 83-84, 84-85	105	588
DOTSON, Danny	1955-56, 56-57	51	693
DOWELL, Dion	2006-07, 07-08	61	670
DRAIN, Jessie	1991-92, 92-93, 93-94, 94-95	115	982
DREWNICK, Eduardo	1987-88, 88-89	62	151
DREXLER, Clyde	1980-81, 82-83, 82-83	96	1,383
DULL, John	1958-59	16	33
DUNBAR, Louis	1972-73, 73-74, 74-75	79	1,765
DYER, Ramon	2002-03, 03-04, 04-05, 05-06	100	799

• E •

ECKELMAN, Don	1962-63, 63-64	38	108
EDWARDS, Sidney	1971-72, 72-73, 73-74	80	710
ERICKSON, Ed	1957-58	40	376
EVANS, Dean	1955-56, 56-57	51	368
EVANS, Mars	1968-69, 69-70	31	71
EVANS, Tyrone	1990-91, 91-92, 93-94, 94-95	102	387
EWING, Victor	1978-79, 79-80	57	653

• F •

FEARS, Cedric	1976-77, 77-78, 78-79	74	476
FERGUSON, Anwar	2002-03, 03-04	55	257
FERNANDES, Roger	1987-88, 88-89, 90-91, 91-92	106	447
FERNANDEZ, Derrick	1996-97, 97-98, 98-99, 99-00	57	132
FERREIRA, Rolando	1986-87, 87-88	61	760
FORD, Alton	2000-01	26	280
FORD, Kirk	1994-95	27	343
FORDJOUR, Charles	1997-98	26	64
FOSTER, Jack	1953-54, 54-55, 55-56	77	815
FRANCIS, Andrew	2004-05	28	72
FRANKLIN, Alvin	1982-83, 83-84, 84-85, 85-86	125	1,684
FRAZIER, Lynn	1963-64	12	14

• G •

GAINES, Kevin	2001-02	21	211
GERVIN, Gee	1998-99, 99-00	58	1,114
GETTYS, Reid	1981-82, 82-83, 83-84, 84-85	120	446
GIBSON, Byron	1976-77, 77-78, 78-79, 79-80	85	170
GILES, Derek	1982-83, 83-84	57	105
GLOVER, Michael	1984-85	7	2
GOLDWIRE, Anthony	1992-93, 93-94	58	890
GORDON, Shmuell	1993-94	4	3
GOREN, Or	1978-79, 79-80	48	185
GOWDY, Lonzell	1995-96	21	132
GRAHAM, Billy	1946	No Stats	
GRANT, Otis	1995-96, 96-97	29	19
GRANT, Tom	1984-85, 86-87, 87-88	71	339
GRAYSON, Darrell	1989-90, 90-91, 91-92, 92-93	43	30
GREEN, Randy	1973-74	15	23
GRIBBEN, Tom	1967-68, 68-69, 69-70	86	598
GRIDER, Gary	1964-65, 65-66, 66-67	81	432
GRIGGS, Roderick	1993-94	23	42

• H •

HALL, Bob	1968-69, 69-70, 70-71	73	399
HAMILTON, Ralph	1978-79	29	102
HAMOOD, Joe	1963-64, 64-65, 65-66	84	1,237
HAMOOD, Niemer	1966-67, 67-68, 68-69	71	168
HANNAH, Rodney	2004-05	28	51

HARDEE, Dominic	1995-96	7	11
HARGER, Lyle	1960-61, 61-62, 62-63	76	1,073
HARPER, Jesse	1947-48, 48-49	32	58
HATCHER, Kyle	2006-07, 07-08	4	4
HATHAWAY, Bill	1958-59, 59-60	47	245
HATTON, Jim	1952-53, 53-54, 54-55	50	388
HAYES, Donnell	1971-72, 72-73, 73-74	79	668
HAYES, Elvin	1965-66, 66-67, 67-68	93	2,884
HAYWARD, Bob	1965-66	16	29
HAYWOOD, Nick	2009-10	20	25
HELMS, Art	1955-56	26	333
HENDRICK, Chad	1997-98, 98-99, 99-00, 00-01	113	911
HENDRIX, L.D.	1947-48, 48-49, 49-50, 50-51	89	1,026
HENRY, Bill	1946-47	No Stats	
HENSLEY, Cedrick	2002-03, 03-04, 04-05	79	340
HERRERA, Carl	1989-90	33	551
HICKMAN, Jeff	1969-70	30	368
HOBBY, Tim	1985-86, 86-87	34	217
HOLLIS, Richard	1987-88, 88-89	62	1,057
HOLMES, Gerry	1989-90	6	3
HOPE, Harry	1946	No Stats	
HOSKINS, Herb	1953-54, 54-55, 55-56	39	139
HOSTER, Clay	1970-71, 71-72, 72-73	50	114
HOWELL, Chris	2001-02	1	0
HURNS, Jason	2008-09	2	0

• I •

IKEAKOR, Andy	2003-04	29	54
IRWIN, Tommy	1951-52	18	21

• J •

JACKSON, Ricky	1985-86, 86-87	54	220
JOHNSON, Curley	1993-94	18	36
JOHNSON, Herbert	1963-64	5	3
JOHNSON, Jermaine	1992-93, 93-94, 94-95	63	128
JONES, Charlie	2006-07	25	21
JONES, Damon	1994-95, 95-96, 96-97	81	1,041
JONES, Doc	1956-57	17	92
JONES, Dwight	1971-72, 72-73	54	951
JONES, Dwight II	2002-03, 04-05	55	189
JONES, George	1956-57	17	92
JONES, Jim	1963-64, 64-65	52	479
JOST, Dick	1961-62, 62-63	33	45

• K •

KAPNER, Bernie	1956-57, 57-58, 58-59	63	478
KELLEY, Jeff	1976-77	30	104
KEYS, Julius	2001-02, 2002-03	21	21
KIGHT, Randy	1970-71, 71-72	21	25
KITTMAN, Dean	1952-53, 53-54	40	260
KNOX, Anthony	1995-96, 96-97	54	355
KRUSE, Don	1965-66, 66-67	60	380

• L •

LAFAYETTE, Oliver	2005-06, 06-07	64	961
LATHAM, Brian	2004-05, 05-06	63	487
LAWSON, Chris	2004-05, 05-06	61	281
LAYNE, Mack	1961-62, 62-63	11	5
LEAVY, Terrance	1994-95	6	6
LEE, Robert	2006-07	32	187
LEE, Theodis	1966-67, 67-68, 68-69	82	878
LEMMON, Jim	1958-59, 59-60, 60-61	61	251
LENTZ, Leary	1964-65, 65-66, 66-67	89	650
LEWIS, Guy V.	1946, 46-47	36	729
LEWIS, Kelvin	2007-08, 08-09, 09-10	100	1,465
LEWIS, Vern	1966-67, 67-68	62	119
LIFSCHUTZ, Reno	1961-62, 62-63, 63-64	52	150
LILLIE, Craig	1999-01, 91-92	17	61
LOPEZ, Lupe	1953-54, 54-55, 55-56	68	537
LUCKENBILL, Ted	1958-59, 59-60, 60-61	72	1,195
LUTON, Gil	1948-49, 49-50, 50-51	73	391
LYONS, Jared	2005-06	5	0



LETTERWINNERS

• M •

MACK, Sam	1991-92	31	543
MALONE, Folly	1961-62, 62-63	47	545
MALONE, Marcus	2006-07, 07-08	59	342
MANICHIA, Charlie	1946	No Stats	
MARGENTHALER, Jack	1962-63, 63-64, 64-65	81	675
MARKLE, Pete	1957-58, 58-59, 59-60	56	362
MARRS, David	1972-73, 73-74, 74-75, 75-76	102	1,050
MARSHALL, Dick	1964-65	7	8
MARTIN, Jesse	1947-48, 48-49, 49-50	15	13
MARTIN, Tristian	2005-06	22	32
MARTINS, Moshood	2001-02, 2003-04	5	0
McARTHUR, Darrell	1986-87	30	151
McBRIDE, Shamahn	1996-97, 97-98	54	528
McELVEEN, Andy	1954-55, 55-56, 56-57	58	258
McGEE, Gerry	1985-86	26	129
McGLOSTER, Horace	2007-08, 08-09	44	84
McGRATH, Bill	1974-75	9	3
McGUIRE, Jeremee	2001-02, 2002-03	61	365
McKIVER, Robert	2006-08	67	1,435
McNEIL, Maurice	2009-10	33	267
McNUTT, Jack	1951-52, 52-53	22	112
McPHAIL, Bill	1946-47, 47-48, 48-49	42	184
McVEY, Elliott	1966-67	7	6
MICHEAUX, Larry	1979-80, 80-81, 81-82, 82-83	123	1,324
MICKENS, Darrell	1988-89, 89-90, 90-91	92	638
MILLER, Elijah	2003-04	26	33
MITCHELL, Leonard	1977-78, 78-79	44	186
MITCHELL, Mack	1971-72	11	11
MOCEANU, Tega	1998-99, 99-00, 00-01	62	132
MOLCHANY, Richard	1958-59, 59-60, 60-61	57	172
MONACO, Ross	1988-89, 90-91	52	122
MONCUR, Everett	1984-85	8	0
MOORE, John	1964-65	7	8
MOORE, Tim	1993-94, 94-95	49	934
MOORE, Willie	1996-97, 97-98, 98-99, 00-01	81	212
MORRIS, Chris	1988-89, 89-90	64	544
MOSHER, Jack	1952-53, 53-54	48	686
MOSLEY, Nick	2006-07, 07-08, 08-09	74	159
MOUKOURY, Yan	2007-08, 08-09	17	11
MURPHY, Jr., Calvin	1999-00, 00-01	14	16

• N •

NACHBAR, Grega	2003-04	4	0
NEUMANN, Danny	1963-64	51	316
NEWSOME, Steve	1970-71, 71-72, 73-74	83	1,088
NIXON, Zamal	2007-08, 08-09, 09-10	92	538

• O •

O'NEALL, Chuck	1977-78, 78-79	60	218
OKAFOR, Patrick	2000-01, 01-02	61	724
OLAJUWON, Hakeem	1981-82, 82-83, 83-84	100	1,332
OLIVER, Chet	1961-62, 62-63, 63-64	60	432
OLIVER, Marcus	1999-00, 00-01, 01-02, 03-04	119	815
ORSAK, Gary	1981-82, 82-83, 83-84, 84-85	33	24
OUTLAW, Charles	1991-92, 92-93	61	856
OWENS, Andre	2002-03, 03-04	87	1,407
OZUG, Paul	1965-66	27	82

• P •

PALAFIX, Jose	1953-54, 54-55	32	125
PALMQUIST, Tim	1965-66	20	27
PALOMBIZIO, Dan	1959-60	12	94
PANE, Brockeith	2007-08, 08-09	30	179
PARKER, Rodney	1980-81, 81-82	29	49
PATOPRSTY, Ray	1956-57	25	268
PERRY, Jim	1973-74, 74-75, 75-76, 76-77	40	46
PERRY, Lou	1963-64, 64-65, 65-66	44	66
PETROU, Peter	1961-62	26	80
PETTINETTE, Jerry	1952-53, 53-54, 54-55	66	305
PHILLIPS, Gary	1958-59, 59-60, 60-61	79	1,452
PINKALLA, Parker	2003-04	19	15
POLLAN, Bob	1960-61, 61-62	42	173
PONTIKES, Connie	1947-48, 48-49, 49-50	62	131
PORTER, Willie	1977-78, 78-79	39	101

POWERS, Bob	1954-55	14	18
PRATT, Dick	1946	No Stats	
PRATTA, Steven	1996-97	16	25
PRESLEY, Maurice	1972-73, 73-74, 74-75	79	971
PRICE, Terry	1997-98, 00-01, 01-02	24	17
PYLE, Sam	1989-90	5	4

• R •

RALEIGH, Carl	1958-59	11	20
RAY, Rowan	1951-52	21	27
RAY, Royce	1948-49, 50-51, 51-52	49	615
REICHLER, Marvin	1946-47, 47-48, 48-49, 49-50	68	324
RENTA, Alberta	1950-51	28	128
REYNER, Charles	1946-47	No Stats	
REYNOLDS, George	1967-68, 68-69	54	617
RICHARDSON, Herb	1949-50, 50-51	23	221
RISKA, Ed	1972-73, 73-74, 74-75	60	239
RIVERA, Ramon	1985-86	16	25
ROBERSON, Lamar	2005-06	18	91
ROBINSON, Galen	1994-95, 95-96, 96-97, 97-98	96	1,135
RODRIGUEZ, David	1949-50, 50-51	51	337
ROESE, Walter	1989-90	15	61
ROGERS, Larry	1979-80	28	340
ROIG, Juan	1951-52	18	79
ROPER, Darnell	1977-78, 78-79, 80-81	43	80
ROSE, Cecile	1974-75, 75-76, 76-77, 77-78	114	1,244
ROSE, David	1980-81, 82-83	55	166
ROSE, Lynden	1980-81, 81-82	62	463
ROSS, Frank	1974-75, 75-76	16	19
ROWAN, Roy	1950-51	5	11
RUSSELL, Perry	1985-86, 87-88, 88-89	63	65
RUSSELL, Walker	1979-80	8	84

• S •

SANZ, Angel	1993-94, 94-95	27	81
SAULS, Marshall	1978-79, 79-80	55	276
SCHISLER, Bryan	1957-58, 58-59, 59-60	62	152
SCHULTZ, Mike	1976-77, 77-78	69	817
SCHVERAK, Don	1960-61, 61-62, 62-63, 63-64	85	1,139
SEALY, Pete	1946, 46-47, 47-48	23	137
SELLS, Sam	1955-56, 56-57, 57-58	61	165
SHEFFIELD, Jerrel	1974-75	19	50
SHELTON, Bryan	2001-02, 02-03, 03-04, 04-05	108	349
SHIVERS, Gary	1951-52, 52-53, 53-54	66	640
SIDNEY, Jarrett	2002-03	30	108
SMALL, Earl	1985-86	16	20
SMITH, Bernard	1999-00, 00-01	50	172
SMITH, Byron	1989-90, 90-91	62	1,051
SMITH, Derrick	1990-91, 91-92, 92-93	84	847
SMITH, Dominic	2000-01, 01-02	60	832
SMITH, Early	1997-98, 99-00	35	103
SMITH, Greg	1978-79, 80-81	25	23
SMITH, Kelvin	1989-90	31	108
SMITH, Lanny	2003-04, 04-05, 05-06, 07-08	122	1,250
SMITH, Lynn	1947-48	16	173
SMITH, Steve	1985-86	24	63
SMITH, Tony	1974-75	23	174
SPAIN, Ken	1966-67, 67-68, 68-69	90	1,025
SPEARS, Roy	1998-99, 99-00	46	137
STARKS, David	1965-66	38	62
STEAKLEY, Billy Joe	1946-47, 47-48	32	248
STEVENSON, Steve	1990-91	29	82
STRINGFELLOW, William	1997-98, 98-99	43	246
SUDDARTH, Tim	1975-76, 76-77	8	6
SWANSON, Bill	1946, 46-47	24	19

• T •

TAYLOR, Adrian	1995-96, 96-97	15	28
TAYLOR, John	2003-04	3	2
TAYLOR, Kent	1967-68, 68-69	19	16
TAYLOR, Ollie	1968-69, 69-70	56	1,231
TEHERAN, Alvaro	1989-90, 90-91	62	591
TELLIS, Cory	2009-10	3	2
THOMAS, Renaldo	1982-83, 83-84, 84-85, 85-86	88	340
THOMPSON, Charles	1974-75, 75-76, 76-77, 77-78	118	1,381

THOMPSON, Jack	1960-61, 61-62	59	501
THOMSON, Tom	1959-60, 60-61, 62-63	72	599
THORN, George	1946	No Stats	
THORPE, Jahmar	2005-06, 06-07	64	645
THURMAN, Dick	1959-60, 60-61, 61-62	61	226
TONEY, Tafari	2006-07, 07-08	61	311
TRACY, John	1966-67	5	8
TRAMMELL, Mark	1975-77, 77-78	67	341
TRUSCOTT, Louis	2001-02, 2002-03	60	857
TUCKER, Harlow	1955-56	24	78
TUFFLI, Bill	1957-58, 58-59	47	565
TUFFLI, Norman	1959-60, 60-61, 61-62	77	242

• U •

UPCHURCH, Craig	1987-88, 88-89, 89-90, 91-92	126	1,880
-----------------	------------------------------	-----	-------

• V •

VAN SLYKE, Kirk	2009-10	29	102
VASQUEZ, Robert	1961-62	7	10

• W •

WADE, Desmond	2008-09, 09-10	68	360
WAFER, Hershel	1993-94, 94-95	41	193
WALKER, George	1975-76, 76-77, 77-78, 78-79	129	1,107
WASHINGTON, Kendrick	2009-10	31	131
WEAVER, Jamie	1983-84, 84-85	39	105
WELCH, Jack	1956-57, 57-58, 58-59	58	172
WELCH, Poo	1969-70, 70-71	59	961
WELLS, Willie	1946, 46-47	No Stats	
WIEDERMAN, Simon	1946	No Stats	
WILES, Lloyd	1992-93, 93-94	62	257
WILLIAMS, Bryan	1981-82, 82-83	45	76
WILLIAMS, DaShaun	2007-08, 08-09	56	243
WILLIAMS, George	1999-00, 00-01, 01-02	90	1,132
WILLIAMS, Kenneth	1976-77, 77-78, 78-79, 79-80	126	1,468
WILLIAMS, Robert	1979-80, 80-81, 81-82	88	1,838
WILLIS, Sonny	1969-70, 70-71, 71-72	74	309
WILSON, Jamon	2008-09, 09-10	7	0
WINCH, Ed	1962-63, 63-64, 64-65	69	277
WINDER, Al	1975-76, 76-77	64	311
WINSLOW, Rickie	1983-84, 84-85, 85-86, 86-87	124	1,548
WORRELL, Doug	1970-71, 71-72, 72-73	32	43

• Y •

YOUNG, Michael	1980-81, 81-82, 82-83, 83-84	134	2,043
YOUNG, Richard	2005-06, 06-07	13	11
YOUNG, Warren	1963-64	21	57
YOUNGDALE, John	1969-70	17	17
YOUNGER, Kenny	1997-98, 98-99, 99-00	87	1,131

HISTORY



JERSEY NUMBERS

Editor's Note: This page details jersey numbers worn by former and current players. Numbers before 1986-87 represent the jersey numbers worn in home games.

• 0 •

Kelvin Lewis 2007-10
Darrius Brannon 2004-06

• 00 •

Steve Stevenson 1990-91
Richard Hollis 1987-89
Steve Carter 1985-86
Lynden Rose 1980-82
Abe Davis 1978-80
Cecile Rose 1974-78
Vinnie Caruso 1972-73
Randy Knight 1968-72
Larry Cooper 1966-67
Paul Ozug 1965-66
Tim Palmquist 1963-65
Mack Layne 1962-63

• 1 •

Sean Coleman 2008-10
Dion Dowell 2006-08
Andrew Francis 2004-05
Dominic Smith 2000-02

• 2 •

Zamal Nixon 2007 –
Robert Lee 2006-07
Chris Lawson 2004-06
Kevin Gaines 2001-02

• 3 •

Maurice McNeil 2009 –
Desmond Wade 2008-09
Robert McKiver 2006-08

Lamar Roberson 2005-06
Kevin Barber 2004-05
Marcus Oliver 1999-04
Moses Malone, Jr. 1998-99
Shamahn McBride 1996-98
Tim Moore 1994-96
Craig Upchurch 1988-92
Randy Brown 1986-87

• 4 •

Nick Mosley 2006-09
Tristan Martin 2005-06
Andy Ikeakor 2003-04
Cedric Fears, Jr. 2002-03
Alton Ford 2000-01
William Stringfellow 1997-99
Steven Pratta 1996-97
Tommie Davis 1994-95
Anthony Goldwire 1993-94
Randy Brown 1987-88
Ricky Jackson 1985-87
Greg Smith 1980-81

Kenneth Williams 1976-80
Dennis Tealer 1974-75
Donnell Hayes 1971-74
Dennis Smith 1969-70
John Tracy 1965-66
John Moore 1964-65
Chester Oliver 1961-64
Bill Brown 1961-62
Jimmy Wilson 1959-60
Murphy Thomas 1958-59

• 5 •

Nick Haywood 2009 –
Marcus Malone 2006-08
Sergio de Randamie 2004-06
Jeremee McGuire 2001-03
Kenny Younger 2000-01
Roy Spears 1997-00
Kenya Capers 1995-97
Roderick Griggs 1992-95
Bryan Barnes 1989-90
Eddie Cumbo 1988-89

• 10 •

Derrick Daniels 1988-93
Tim Hobby 1986-87
Gerry McGee 1985-86
Derek Giles 1982-84
Rodney Parker 1980-81
Chuck O'Neill 1976-80
Otis Birdsong 1973-76
Jerry Bonney 1970-73
Lionel Dotson 1968-70
Vern Lewis 1966-68
Gary Grider 1965-66
David Starks 1964-65
Joe Hamood 1963-64
Moore Landers 1962-63

• 11 •

Desmond Wade 2009-10
DaShaun Williams 2007-09
Brian Latham 2004-06
Jarrett Sidney 2001-03
Torrence Botts 1998-01
Prentis Baker 1997-98
John Braxton 1996-97
Lonzell Gowdy 1995-96
Lloyd Wiles 1992-95
Carl Herrera 1989-90
Gerry McGee 1986-87
Rodney Parker 1981-82

• 12 •

Aubrey Coleman 2008-10
Kyle Hatcher 2006-08
Jared Lyons 2005-06
Grega Nachbar 2003-04
Dwight Jones, II 2002-03
Segun Oduolowu 1997-98
Tyrone Evans 1990-95
Renaldo Thomas 1982-86

Eric Davis 1980-82
Walker Russell 1979-80
Tim Williams 1978-79
Maurice Presley 1974-75
Dwight Jones 1971-73
Jeff Hickman 1970-71
Larry Anderson 1967-70
Gary Grider 1964-67
David Starks 1965-66
Reno Lifschutz 1962-64
Jack Thompson 1960-62
Pete Markle 1957-60

• 13 •

Dwight Jones, II 2004-05
Gee Gervin 1998-00
Galen Robinson 1994-98
Eric Davis 1981-82

• 14 •

Sam Anderson 2005-06
Kevin Barber 2002-04
Terrence Levy 1994-95
Christopher Crease 1987-88
Darrell McArthur 1986-87
Eric Dickens 1982-85
Darryl Brown 1979-81
Ken Ciolli 1975-79
Tony Smith 1974-75
Maurice Presley 1972-74
Sonny Willis 1970-72
Jeff Hickman 1969-70
Ken Spain 1966-69
Wayne Ballard 1964-66
Herbert Johnson 1963-64
Tim Palmquist 1962-63
Bobby Pollan 1960-62
Bryan Schisler 1957-60

• 15 •

Yan Moukoury 2008-09
Corey Bloom 2005-06
Englebert Cherrington 2004-05
Louis Truscott 2001-03
Derrick Fernandez 1999-00
Kenya Capers 1994-95
Eric Dickens 1981-82

• 20 •

Jamon Wilson 2008-10
Oliver Lafayette 2005-07
Andre Owens 2002-05
Julius Keys 2001-02
Charles Fordjour 1997-99
Dominic Hardie 1995-96
Tom Grant 1986-87
Alvin Franklin 1982-86
Rob Williams 1979-81
Greg Smith 1976-79
Mark Trammell 1977-78
Jerrel Sheffield 1975-76
Ed Riska 1972-75

Clay Hoster 1970-73
Tom Gribben 1967-70
David Starks 1966-67
Tom Stein 1965-66
Eddie Winch 1962-65
Norm Tuffli 1959-62
Bill Tuffli 1957-59

• 21 •

Cory Tellis 2009 –
Horace McGloster 2008-09
Charlie Jones 2006-07
Emmanuel Adeife 2005-06
Elijah Miller 2003-04
Bernard Smith 1999-01
Derrick Fernandez 1997-98
Kirk Ford 1994-96
Brandon Rollins 1992-93
Rob Williams 1981-82

• 22 •

Chris Morris 1988-90
Marvin Alexander 1983-85
Clyde Drexler 1980-83
Byron Gibson 1976-80
Louis Dunbar 1972-75
Paul Jackson 1975-76
Larry Brown 1970-72
Ollie Taylor 1969-70
Niemer Hamood 1967-69
Don Kruse 1966-67
Joe Hamood 1964-66
Don Eckelman 1962-64
Denny Bishop 1959-62
Jack Welch 1957-59

• 23 •

Bryce Clark 2009 –
Lanny Smith 2003-08
Julius Keys 2002-03
Calvin Murphy Jr. 1999-01
Larry Davis 1997-98
Craig Lillie 1990-93

• 24 •

Kahmell Broughton 2009 –
Yan Moukoury 2007-08
Jahmar Thorpe 2005-07
Bryan Shelton 2001-05
Willie Moore 1996-01
Andrew Raglin 1994-95
Lloyd Wiles 1991-92
Byron Smith 1989-91
Horace Chaney 1988-89
James Weaver 1982-86
David Rose 1980-81
Or Goren 1978-80
Carl Byrd 1977-78
Al Winder 1975-77
Jerrel Sheffield 1974-75
Randy Green 1971-74

Poo Welch 1969-71
Ollie Taylor 1968-69
Don Chaney 1965-68
Bob Plohr 1962-63
Richard Molchany 1958-61

• 25 •

Ramon Dyer 2002-06
Damon Jones 1994-97
Horace Chaney 1987-88

• 30 •

Cedrick Hensley 2002-05
Early Smith 1997-00
Rafael Carrasco 1990-94
Calvin Horton 1988-89
Craig Upchurch 1987-88
Steve Smith 1985-86
Gary Orsak 1982-85
Abe Davis 1980-81
Victor Ewing 1978-80
Mike Schultz 1976-78
Dave Chapman 1971-74
John Youngdale 1969-70
Larry Cooper 1967-69
Leary Lentz 1964-67
Don Schverak 1961-64
Donald Schverak 1960-61
Wilbert Bigott 1957-60
Andy McElveen 1954-57
Jerry Pettiette 1954-54
Lloyd Hendrix 1949-50
Billy Steakley 1946-48

• 31 •

Adam Brown 2009 –
John Taylor 2003-04
Terry Price 2001-02
Josh Stanka 1997-98
Brad Bruce 1989-90
Gary Orsak 1981-82
Lonnie Franklin 1949-50
Alberta Renta 1950-51
Bill McPhail 1947-49



JERSEY NUMBERS

• 32 •

Kirk Van Slyke	2009 –
Brockeith Pane	2007-08
Chad Hendrick	1997-01
Deondray Carter	1995-96
Angel Sanz	1994-95
Ross Monaco	1988-92
Earl Small	1985-86
Benny Anders	1982-85
Willie Porter	1977-80
Jim Perry	1973-77
Doug Worrell	1971-73
Ken Covington	1970-71
Sonny Willis	1969-70
Billy Bane	1967-69
Elliott McVey	1965-67
Jack Margenthaler	1962-65
Reno Lifschutz	1961-62
Jim Lemmon	1958-61
Sam Sells	1956-58
Andy McElveen	1964-55
Marvin Reichle	1946-50

• 33 •

Horace McGloster	2007-08
Richard Young	2005-07
Rodney Hannah	2004-05
Anwar Ferguson	2002-04
Trey Austin	1997-99
Willie Byrd	1993-97
Darrell Mickens	1988-91
Rolando Ferreira	1986-88
Benny Anders	1981-82
Bunky Bradford	1949-50

• 34 •

David Diaz	1991-93
Everett Moncur	1984-85
Hakeem Olajuwon	1981-84
Larry Rogers	1979-80
George Walker	1975-79
Emile Shelton	1974-75
Curtis Sartell	1971-74
Mars Evans	1967-71
Nierner Hamood	1966-67
Lou Perry	1963-66
Dick Jost	1961-63
Ted Luckenbill	1958-61
Eddie Erickson	1957-58
Doc Jones	1956-57
Danny Dotson	1955-56
Shirley Frazier	1949-50

• 35 •

Anthony Jones	2006-07
Treva Crosby	1997-00
Gerry Holmes	1989-90
Jerome Brewer	1986-87
Herb Richardson	1949-51

• 36 •

Ronnie Truitt	1956-57
Jackie Bell	1954-55
Rowan Ray	1950-52
Gilbert Luton	1949-51
Bill Swanson	1946-47

• 37 •

Richard Berg	1949-50
Guy V. Lewis	1946-47

• 38 •

Jackie Welch	1956-57
Bob Powers	1954-55
Gary Shivers	1951-54
David Rodriguez	1949-51
Lynn Smith	1947-48

• 39 •

Royce Ray	1950-52
Jesse Martin	1949-50
Willie Wells	1946-47

• 40 •

Kendrick Washington	2009 –
Brooks Bassler	1998-99
Adrian Taylor	1995-97
Hershel Wafer	1993-95
Rickie Winslow	1983-86
Larry Micheaux	1979-83
Cedric Fears	1976-79
Bill McGrath	1973-76
Barry Smith	1972-73
Mack Mitchell	1971-72
Doug Worrell	1970-71
Mike Davis	1969-70
Theodis Lee	1966-69
Richard Apolskis	1963-66
Tommy Thomson	1959-63
Bernie Kapner	1956-59
Lupe Lopez	1953-56
Elton Cotton	1949-50

• 41 •

Qa'rraan Calhoun	2008-09
Parker Pinkalla	2003-04
Roger Fernandes	1987-92
Rickie Winslow	1986-87
Connie Pontikes	1949-50

• 42 •

Tafari Toney	2006-08
Aaron Anderson	2002-05
George Williams	1999-02
Justin Wiggins	1998-99
Chris Hayes	1997-98
Otis Grant	1996-97
Jessie Drain	1991-95
Kelvin Smith	1988-90
Michael New	1987-88
Ramon Rivera	1985-86

Tom Grant	1984-85
Michael Young	1980-84
Darnell Roper	1976-79
Charles Thompson	1974-75
Vernon Freeman	1973-74
Ed Riska	1972-73
Dwight Davis	1969-72
George Reynolds	1967-69
Andrew Benson	1966-67
Don Kruse	1965-66
Jim Jones	1963-65
Lyle Harger	1960-63
Bill Hathaway	1958-60
Danny Dotson	1956-57
Herb Hoskins	1954-55
John Davis	1949-50

• 43 •

Patrick Okafor	2000-02
Jake Ballis	1998-00
Darrell Grayson	1989-93
Jerome Brewer	1986-88
Michael Young	1981-82
Roy Burroughs	1949-50

• 44 •

Curley Johnson	1993-94
Sam Mack	1991-92
Sam Pyle	1989-90
Perry Russell	1985-89
Reid Gettys	1982-85
Darnell Roper	1979-81
Ralph Hamilton	1976-79
Charles Thompson	1975-78
Sidney Edwards	1971-74
Bob Hall	1968-71
Elvin Hayes	1965-68
Dick Marshall	1964-65
Lynn Frazier	1963-64
Pete Petrou	1960-63
Dan Palombizio	1959-60
John Dull	1958-59
Russell Boone	1957-58
Dean Evans	1955-57
James Scott	1954-55
Tommy Reed	1949-50

• 45 •

Moshood Martins	2001-02
Tega Moceanu	1998-01
Charles Outlaw	1991-93
Reid Gettys	1981-82

• 46 •

Granny Hambright	1955-56
------------------	---------

• 48 •

Art Helms	1955-56
Russell Boone	1956-57
Marvin Placke	1954-55

• 50 •

Marcus Cousin	2007-09
Kenny Younger	1997-00
Ashley Baumgardner	1995-97
Jermaine Johnson	1991-95
Walter Roese	1989-90
Eduardo Drewnick	1987-89
Stacey Belcher	1983-87
Dan Bunce	1980-83
Marshall Sauls	1978-80
Henry Small	1977-78
Charles Thompson	1976-77
David Marrs	1972-76
Sam Wilson	1971-72
Danny Hauser	1969-70
Kent Taylor	1967-69
Bob Hayward	1966-67
Robert Hayward	1965-66
Ben Arning	1964-65
Warren Young	1963-64
DeWayne Bond	1962-63
Robert Vasquez	1961-62
Bill Howard	1960-61
Carl Raleigh	1957-60
Harlow Tucker	1955-56
Jimmie Ash	1954-55

• 52 •

Anthony Knox	1996-97
Alvaro Teheran	1989-91
Braxton Clark	1983-85
David Bunce	1979-83
Kent Davis	1978-79
Tim Suddarth	1975-77
Larry Nevils	1973-74
Steve Newson	1970-73
Jerry Bonney	1969-70
Melvin Bell	1968-69
Bobby Van Landingham	1967-68
Denny Neumann	1963-66
Dick Thurman	1959-62
Ed Erickson	1958-59
Bennie McMorrough	1956-57
Jack Foster	1954-55

• 53 •

Jason Perdue	1995-96
David Bunce	1981-82

• 54 •

Derrick Smith	1990-93
Clement Ikomi	1987-88
Greg Anderson	1983-87
Bryan Williams	1982-83
Leonard Mitchell	1978-80
Frank Ross	1973-76
John Bowe	1972-73
Larry Rains	1971-72
Gene Bodden	1970-71
Melvin Bell	1966-70
Carlos Bell	1968-69

• 55 •

Dick Marshall	1965-66
Winston Baker	1963-64
Folly Malone	1961-63
Gary Phillips	1958-61
Larry Byrd	1956-58
Jose Palafox	1954-55
Justin Kostohryz	2002-03
Bryan Williams	1981-82

• 56 •

Jimmy Ash	1955-57
Jim Hatton	1954-55

• 58 •

Ray Patoprsty	1956-57
Don Boldebuck	1954-55



ALL-TIME SERIES

Opponent	Games	W-L	Pct.	Current Streak	First Game	Last Game	Opponent	Games	W-L	Pct.	Current Streak	First Game	Last Game
Abilene Christian	3	2-1	.667	W1	1947-48	1967-68	Georgetown	5	0-5	.000	L5	1979-80	2000-01
Air Force	4	3-1	.750	L1	1963-64	2000-01	Georgia Southern	1	0-1	.000	L1	2008-09	2008-09
Akron	2	1-1	.500	L1	1993-94	1994-95	Georgia Tech	2	0-2	.000	L2	1988-89	1991-92
Alabama	4	3-1	.750	W2	1956-57	1979-80	Grambling State	3	3-0	1.000	W3	2004-05	2007-08
Alaska-Anchorage	4	3-1	.750	W1	1978-79	2009-10	Hardin-Simmons	6	6-0	1.000	W6	1949-50	1978-79
Alaska-Fairbanks	1	1-0	1.000	W1	1999-00	1999-00	Hawai'i	5	5-0	1.000	W5	1966-67	1977-78
Alcorn State	3	3-0	1.000	W3	1981-82	2008-09	Hawai'i-Hilo	1	1-0	1.000	W1	1977-78	1977-78
Arizona	11	5-6	.545	L3	1967-68	2008-09	Hawai'i-Loa	1	1-0	1.000	W1	1989-90	1989-90
Arizona State	6	3-3	.500	L1	1958-59	1986-87	High Point	1	1-0	1.000	W1	1946	1946
Arkansas	37	16-21	.432	L8	1975-76	1990-91	Houston Baptist	11	11-0	1.000	W11	1971-72	1996-97
Arkansas State	5	4-1	.800	W2	1966-67	1992-93	Idaho	1	1-0	1.000	W1	1963-64	1963-64
Arkansas-Pine Bluff	3	2-1	.667	W2	1996-97	2007-08	Idaho State	1	1-0	1.000	W1	1966-67	1966-67
Army	1	1-0	1.000	W1	1980-81	1980-81	Illinois	5	2-3	.400	L2	1967-68	1985-86
Auburn	7	6-1	.857	W5	1961-62	1982-83	Illinois-Chicago	3	3-0	1.000	W3	1990-91	1992-93
Baylor	53	38-15	.717	L1	1952-53	2002-03	Illinois State	1	1-0	1.000	W1	1976-77	1976-77
Beloit College	1	0-1	.000	L1	1949-50	1949-50	Indiana	1	0-1	.000	L1	1972-73	1972-73
Bethune-Cookman	1	1-0	1.000	W1	2003-04	2003-04	Indiana State	2	1-1	.500	W1	1946	1976-77
Biscayne	7	6-1	.857	W3	1973-74	1983-84	Iowa	2	1-1	.667	W1	1968-69	1981-82
Boston College	1	1-0	1.000	W1	1981-82	1981-82	Iowa State	6	3-3	.500	L2	1956-57	2009-10
Bowling Green	3	1-2	.333	L1	1961-62	1974-75	IUPUI	1	1-0	1.000	W1	1998-99	1998-99
Bradley	20	7-13	.350	W1	1949-50	1967-68	Jacksonville	4	2-2	.500	L1	1970-71	1973-74
Brooke Medical Center	1	1-0	1.000	W1	1949-50	1949-50	James Madison	2	2-0	1.000	W2	1994-95	1995-96
BYU	6	4-2	.667	W2	1965-66	2005-06	Kansas	7	2-5	.286	L3	1966-67	2001-02
BYU-Hawai'i	2	2-0	1.000	W2	1984-85	1985-86	Kansas State	8	3-5	.375	L1	1955-56	1974-75
Cal Poly	1	1-0	1.000	W1	1975-76	1975-76	Kent State	3	3-0	1.000	W3	1966-67	1991-92
Cal State Fullerton	2	2-0	1.000	W2	1991-92	1992-93	Kentucky	4	1-3	.250	W1	1956-57	2007-08
California	7	4-3	.571	L2	1971-72	1999-00	Lamar	26	23-3	.885	W2	1953-54	2004-05
Campbell	1	1-0	1.000	W1	1984-85	1984-85	LaSalle	1	1-0	1.000	W1	1975-76	1975-76
Canisius	1	1-0	1.000	W1	1957-58	1957-58	Lehigh	1	1-0	1.000	W1	1993-94	1993-94
Centenary	2	21-5	.808	W2	1948-49	2005-06	Long Beach State	4	2-2	.500	L2	1969-70	1993-94
Chaminade	1	1-0	1.000	W1	2001-02	2001-02	Long Island	2	2-0	1.000	W2	1970-71	1971-72
Charlotte	12	2-10	.167	W1	1996-97	2006-07	Loras College	1	1-0	1.000	W1	1949-50	1949-50
Chicago State	1	1-0	1.000	W1	2003-04	2003-04	Louisiana-Lafayette	13	7-6	.538	L3	1947-48	2003-04
Cincinnati	23	1-22	.043	L10	1957-58	2004-05	Louisiana-Monroe	4	2-2	.500	L2	1973-74	1999-00
The Citadel	1	1-0	1.000	W1	2009-10	2009-10	Louisiana Tech	3	2-1	.667	L1	1975-76	2009-10
Coastal Carolina	2	2-0	1.000	W2	1989-90	2007-08	Louisville	18	5-13	.278	W1	1967-68	2004-05
College of Charleston	1	1-0	1.000	W1	2007-08	2007-08	Loyola Marymount	1	1-0	1.000	W1	1969-70	1969-70
Colorado	6	3-3	.500	L2	1963-64	1995-96	Loyola (Ill.)	3	1-2	.333	W1	1962-63	1967-68
Colorado State	2	1-1	.500	L1	1965-66	1987-88	Loyola (La.)	22	12-10	.545	W1	1946-47	1971-72
Concordia Lutheran	1	1-0	1.000	W	1984-85	1984-85	LSU	14	9-5	.643	W3	1962-63	2005-06
Connecticut	2	0-2	.000	L2	1999-00	2000-01	Marist	1	1-0	1.000	W1	2007-08	2007-08
Corpus Christi State	2	2-0	1.000	W2	1971-72	1972-73	Marquette	12	4-8	.333	L3	1949-50	2004-05
Creighton	10	7-3	.700	L1	1949-50	2006-07	Marshall	5	5-1	.833	W1	1967-68	2009-10
Dartmouth	1	0-1	.000	L1	1957-58	1957-58	Maryland	3	1-2	.333	L1	1965-66	2009-10
Dayton	7	4-3	.571	W2	1961-62	1975-76	Massachusetts	2	1-1	.500	W1	2007-08	2008-09
Delaware State	1	1-0	1.000	W1	1996-97	1996-97	McMurry	3	3-0	1.000	W3	1947-48	1959-60
Denver	3	3-0	1.000	W2	1971-72	1973-74	McNeese State	6	5-1	.833	W4	1994-95	2005-06
DePaul	14	4-10	.286	L6	1984-85	2004-05	Memphis	36	12-24	.333	W2	1956-57	2009-10
Detroit	15	9-6	.600	W2	1950-51	1985-86	Mercer	1	1-0	1.000	W1	1974-75	1974-75
Drake	17	6-11	.353	L3	1950-51	1994-95	Miami (Fla.)	14	9-5	.643	W5	1955-56	1970-71
Drexel	1	1-0	1.000	W1	1987-88	1987-88	Michigan	3	1-2	.333	W1	1962-63	1967-68
East Carolina	10	8-2	.800	W3	2001-02	2009-10	Michigan State	1	1-0	1.000	W1	1971-72	1971-72
East Tennessee State	1	0-1	.000	L1	2003-04	2003-04	Middle Tennessee	2	2-0	1.000	W2	2007-08	2008-09
East Texas Baptist	2	2-0	1.000	W2	1947-48	1947-48	Midwestern	4	3-1	.750	W1	1949-50	1950-51
East Texas State	8	5-3	.625	L1	1946-47	1948-49	Minnesota	7	3-4	.429	L1	1962-63	1987-88
Fairfield	1	1-0	1.000	W1	1967-68	1967-68	Mississippi	3	1-2	.333	L2	1961-62	1996-97
Florida	2	2-0	1.000	W2	1970-71	1973-74	Mississippi State	7	5-2	.714	L2	1962-63	2009-10
Florida State	5	3-2	.600	W1	1961-62	1973-74	Mississippi Valley State	2	2-0	1.000	W2	1986-87	2008-09
Florida Tech	1	1-0	1.000	W1	2005-06	2005-06	Missouri	7	4-3	.529	W1	1950-51	2004-05
Fordham	1	1-0	1.000	W1	1987-88	1987-88	Missouri State	3	0-3	.000	L3	1993-94	2005-06
Fresno State	1	0-1	.000	L1	1983-84	1983-84	Monmouth	1	1-0	1.000	W1	2006-07	2006-07
Furman	1	0-1	.000	L1	1974-75	1974-75	Montana	1	1-0	1.000	W1	1946-47	1946-47
George Washington	2	2-0	1.000	W2	1967-68	1999-00	Montana State	3	3-0	1.000	W3	1963-64	1969-70



ALL-TIME SERIES

Opponent	Games	W-L	Pct.	Current Streak	First Game	Last Game
Morehead State	1	1-0	1.000	W1	2007-08	2007-08
Mount St. Mary's	1	1-0	1.000	W1	2000-01	2000-01
Murray State	4	3-1	.750	W3	1951-52	1954-55
NC State	4	0-4	.000	L4	1982-83	2001-02
Nebraska	4	3-1	.750	L1	1962-63	2006-07
Nevada	9	7-2	.778	L1	1973-74	2009-10
New Mexico	3	2-1	.667	L1	1966-67	1998-99
New Mexico State	2	2-0	1.000	W2	1966-67	1970-71
New Orleans	4	3-1	.750	W1	1972-73	2004-05
Niagara	1	1-0	1.000	W1	1979-80	1979-80
Nicholls State	1	1-0	1.000	W1	2009-10	2009-10
North Carolina	6	1-5	.167	L5	1966-67	1992-93
North Dakota State	1	1-0	1.000	W1	1967-68	1967-68
North Texas	35	30-5	.857	W8	1946-47	2008-09
Northeastern	2	2-0	1.000	W2	1988-89	1989-90
Northern Arizona	1	0-1	.000	L1	1946-47	1946-47
Northwestern Oklahoma St.	0	0-0	.000	---	2010-11	2010-11
Northwestern State	1	2-0	1.000	W2	1970-71	1988-89
Notre Dame	8	4-4	.500	W1	1964-65	1989-90
Ohio	1	0-1	.000	L1	1999-00	1999-00
Ohio State	4	0-4	.000	L4	1963-64	2004-05
Oklahoma	2	1-1	.500	W1	1960-61	2009-10
Oklahoma City	33	15-18	.455	L1	1947-48	1964-65
Oklahoma State	19	7-12	.369	L1	1950-51	1964-65
Oral Roberts	1	0-1	.000	L1	1973-74	1973-74
Oregon	1	1-0	1.000	W1	1970-71	1970-71
Oregon State	2	0-2	.000	L2	1965-66	2008-09
Pacific	4	4-0	1.000	W4	1960-61	1982-83
Penn State	1	0-1	.000	L1	1964-65	1964-65
Pepperdine	5	4-1	.800	W4	1946-47	1982-83
Pittsburgh	1	0-1	.000	L1	1952-53	1952-53
Portland	4	4-0	1.000	W4	1962-63	1984-85
Portland State	1	1-0	1.000	W1	1998-99	1998-99
Prairie View A&M	3	2-1	.667	W1	2001-02	2006-07
Presbyterian	1	1-0	1.000	W1	2008-09	2008-09
Princeton	1	1-0	1.000	W1	1983-84	1983-84
Providence	1	1-0	1.000	W1	1965-66	1965-66
Purdue	3	1-2	.333	L2	1981-82	1997-98
Rhode Island	4	4-0	1.000	W4	1964-65	2006-07
Rice	71	57-14	.803	W8	1971-72	2009-10
Rogers State	0	0-0	.000	---	2010-11	2010-11
Rutgers	1	1-0	1.000	W1	1973-74	1973-74
Sacramento State	4	4-0	1.000	W4	1967-68	1999-00
Saint Louis	36	12-24	.333	W1	1950-51	2006-07
Sam Houston State	33	24-9	.727	W2	1946-47	2005-06
Samford	1	1-0	1.000	W1	1972-73	1972-73
San Diego	1	0-1	.000	L1	2009-10	2009-10
San Diego State	2	0-2	.000	L2	2001-02	2002-03
San Francisco	6	3-3	.500	L2	1965-66	1976-77
Santa Clara	5	1-4	.200	L1	1958-59	1997-98
Seattle	5	2-3	.400	L1	1961-62	1972-73
Seton Hall	1	0-1	.000	L1	1981-82	1981-82
Shur-Start Battery	2	1-1	.500	W1	1948-49	1948-49
Siena	1	1-0	1.000	W1	1953-54	1953-54
SMU	65	42-23	.646	L1	1955-56	2009-10
South Alabama	4	1-3	.250	L3	1969-70	2006-07
South Carolina	5	2-3	.400	L1	1970-71	1990-91
Southeast Oklahoma	3	2-1	.667	L1	1946-47	1947-48
Southeast Missouri State	1	1-0	1.000	W1	2000-01	2000-01
Southeastern Louisiana	1	1-0	1.000	W1	2004-05	2004-05
Southern	1	1-0	1.000	W1	2007-08	2007-08
Southern Miss	30	16-14	.533	W1	1968-69	2009-10
Southwestern	7	6-1	.857	W5	1946	1984-85

Opponent	Games	W-L	Pct.	Current Streak	First Game	Last Game
Stanford	3	2-1	.667	L1	1971-72	1990-91
St. Bonaventure	1	0-1	.000	L1	1976-77	1976-77
St. John's	1	0-1	.000	L1	1989-90	1989-90
St. Mary's (Calif.)	3	2-1	.667	L1	1966-67	1996-97
St. Mary's (Texas)	15	13-2	.867	W8	1965-66	1991-92
Stephen F. Austin	17	13-4	.765	L1	1946-47	1993-94
Stetson	1	1-0	1.000	W1	1983-84	1983-84
Syracuse	1	0-1	.000	L1	1982-83	1982-83
TCU	70	47-23	.671	W2	1955-56	2009-10
Tennessee	5	2-3	.400	L2	1970-71	1995-96
Tennessee State	1	1-0	1.000	W1	2001-02	2001-02
Tennessee Tech	1	1-0	1.000	W1	1966-67	1966-67
Texas	63	31-32	.492	L2	1949-50	2000-01
Texas A&I	10	9-1	.900	W1	1954-55	1980-81
Texas A&M	83	53-30	.639	L1	1946-47	2004-05
Texas A&M-Corpus Christi	4	4-0	1.000	W4	2005-06	2009-10
Texas Lutheran	8	8-0	1.000	W8	1974-75	1995-96
Texas Southern	6	4-2	.667	W2	1990-91	2007-08
Texas State	11	10-1	.909	L1	1946-47	2002-03
Texas Tech	53	27-26	.509	L8	1960-61	2002-03
Texas Wesleyan	6	6-0	1.000	W6	1962-63	1985-86
Texas-Pan American	7	7-0	1.000	W7	1977-78	1988-89
Toledo	5	3-2	.600	W2	1985-86	2008-09
Trinity	19	18-1	.947	W13	1946-47	1976-77
Troy	1	1-0	1.000	W1	2009-10	2009-10
Tulane	24	12-12	.500	L1	1946-47	2009-10
Tulsa	38	19-19	.500	L3	1950-51	2009-10
UAB	21	5-16	.238	L1	1996-97	2009-10
UALR	1	0-1	.000	L1	1988-89	1988-89
UC Davis	1	1-0	1.000	W1	1961-62	1961-62
UC Irvine	2	2-0	1.000	W2	1991-92	1992-93
UC Santa Barbara	5	4-1	.800	L1	1969-70	1989-90
UCF	11	7-4	.636	L2	2005-06	2009-10
UCLA	9	2-7	.222	L6	1961-62	2001-02
UNLV	10	6-4	.600	L4	1966-67	2006-07
USC	12	4-8	.333	L2	1961-62	1995-96
USF	19	9-10	.474	L1	1989-90	2004-05
UT Arlington	5	5-0	1.000	W5	1967-68	2002-03
Utah	1	1-0	1.000	W1	1982-83	1982-83
Utah State	2	1-1	.500	L1	1961-62	1969-70
UTEP	18	8-10	.444	W1	1979-80	2009-10
UTSA	7	5-2	.714	L1	1981-82	2009-10
Valparaiso	5	4-1	.800	W4	1955-56	2007-08
Vanderbilt	2	1-1	.500	L1	1986-87	2001-02
VCU	3	0-3	.000	L3	2005-06	2007-08
Villanova	6	3-3	.500	W1	1953-54	1991-92
Virginia	6	3-3	.500	L1	1982-83	1989-90
Virginia Tech	3	2-1	.667	W1	1967-68	1973-74
Wabash College	1	1-0	1.000	W1	1973-74	1973-74
Wake Forest	1	1-0	1.000	W1	1983-84	1983-84
Washington	7	2-5	.286	L1	1958-59	2004-05
Washington State	2	2-0	1.000	W2	1971-72	1972-73
West Texas A&M	14	11-3	.786	L1	1959-60	1986-87
West Texas State	1	1-0	1.000	W1	1967-68	1967-68
Western Kentucky	4	2-2	.500	L1	1953-54	2009-10
Wichita State	25	9-16	.360	L1	1949-50	2004-05
Wisconsin	2	1-1	.500	W1	1964-65	1965-66
Wyoming	4	2-2	.500	L1	1963-64	1993-94
Xavier	2	2-0	1.000	W2	1972-73	1977-78
Yale	1	0-1	.000	L1	1988-89	1988-89
Totals	1,848	1,107-741	.599	L1	1946	2009-10

Bold denotes 2010-11 opponents and possible opponents



SERIES RECORDS

NCAA opponents only
2010-11 opponents are highlighted by grey box.

ABILENE CHRISTIAN (2-1)

Home: 2-0 • Road: 0-1 • Neutral: 0-0

Table with 3 columns: Date, H, W, Score. Rows: 12/2/47, 12/5/47, 12/24/67

AIR FORCE (3-1)

Home: 2-0 • Road: 1-0 • Neutral: 0-1

Table with 3 columns: Date, H, W, Score. Rows: 1/2/64, 3/4/67, 2/17/68, 11/16/00

1 - BCA Classic (Winston-Salem, N.C.)

AKRON (1-1)

Home: 1-0 • Road: 0-1 • Neutral: 0-0

Table with 3 columns: Date, H, W, Score. Rows: 11/27/94, 12/3/94

ALABAMA (3-1)

Home: 0-0 • Road: 0-0 • Neutral: 3-1

Table with 3 columns: Date, H, W, Score. Rows: 12/28/56, 12/29/74, 3/17/77, 12/29/79

1 - Sugar Bowl Classic (New Orleans);
2 - NIT (Madison Square Garden, New York);
3 - Sun Carnival Tournament (El Paso, Texas)

ALASKA-ANCHORAGE (3-1)

Home: 0-0 • Road: 3-1 • Neutral: 0-0

Table with 3 columns: Date, H, W, Score. Rows: 12/23/78, 12/25/78, 12/27/80, 11/28/09

1 - Carrs/Safeway Great Alaska Shootout (Anchorage, Alaska)

ALASKA-FAIRBANKS (1-0)

Home: 0-0 • Road: 1-0 • Neutral: 0-0

Table with 3 columns: Date, H, W, Score. Rows: 11/18/99, 81-59

1 - Top of the World Classic (Anchorage, Alaska)

ALCON STATE (3-0)

Home: 2-0 • Road: 0-0 • Neutral: 1-0

Table with 3 columns: Date, H, W, Score. Rows: 3/11/82, 12/22/88, 11/18/08

1 - NCAA Tournament Midwest Region First Round (Tulsa, Okla.)

ARIZONA (5-6)

Home: 4-2 • Road: 1-4 • Neutral: 0-0

Table with 3 columns: Date, H, W, Score. Rows: 12/22/67, 12/5/68, 12/9/77, 11/30/79, 11/26/82, 12/8/94, 12/2/95, 12/3/05, 12/17/06, 1/12/08, 1/24/09

ARIZONA STATE (3-3)

Home: 2-2 • Road: 1-1 • Neutral: 0-0

Table with 3 columns: Date, H, W, Score. Rows: 12/8/58, 12/10/71, 12/11/71

Table with 3 columns: Date, H, W, Score. Rows: 12/10/77, 12/3/79, 12/6/86

1 - Kactus Classic (Tempe, Ariz.)

ARKANSAS (16-21)

Home: 11-5 • Road: 3-13 • Neutral: 2-3

Table with 3 columns: Date, H, W, Score. Rows: 1/6/76, 1/12/76, 1/8/77, 2/5/77, 3/5/77, 1/8/78, 2/18/78, 3/3/78, 1/6/79, 2/17/79, 1/19/80, 2/9/80, 1/19/81, 2/14/81, 1/23/82, 2/13/82, 3/6/82, 1/22/83, 3/3/83, 2/26/84, 3/4/84, 3/11/84, 1/19/85, 2/20/85, 1/15/86, 2/15/86, 1/17/87, 2/11/87, 1/30/88, 3/3/88, 2/1/89, 3/6/89, 1/3/90, 1/22/90, 3/11/90, 1/6/91, 2/7/91

1 - SWC Classic (The Summit, Houston);
2 - SWC Classic (Dallas)

ARKANSAS STATE (4-1)

Home: 2-0 • Road: 2-1 • Neutral: 0-0

Table with 3 columns: Date, H, W, Score. Rows: 12/29/66, 12/7/87, 12/10/88, 12/3/91, 12/22/92

1 - Holiday Tournament (Jonesboro, Ark.)

ARKANSAS-PINE BLUFF (2-1)

Home: 2-1 • Road: 0-0 • Neutral: 0-0

Table with 3 columns: Date, H, W, Score. Rows: 11/23/96, 11/18/97, 12/29/07

ARMY (1-0)

Home: 1-0 • Road: 0-0 • Neutral: 0-0

Table with 3 columns: Date, H, W, Score. Rows: 12/19/80

AUBURN (6-1)

Home: 3-0 • Road: 1-0 • Neutral: 2-1

Table with 3 columns: Date, H, W, Score. Rows: 12/23/61, 12/29/62, 12/16/64, 12/30/65, 12/20/71, 12/1/77

12/8/82 H W 77-65

1 - Lion's Club Tournament (Houston);
2 - Holiday Classic (Sam Houston Coliseum, Houston);
3 - Sugar Bowl Classic (New Orleans)

BAYLOR (38-15)

Home: 24-4 • Road: 14-10 • Neutral: 0-1

Table with 3 columns: Date, H, W, Score. Rows: 1/26/53, 12/8/62, 1/25/64, 1/28/65, 1/26/66, 1/10/73, 1/10/74, 1/24/76, 2/21/76, 2/28/76, 1/24/77, 2/23/77, 1/17/78, 2/7/78, 1/16/79, 2/6/79, 3/1/79, 1/26/80, 2/16/80, 1/26/81, 2/21/81, 1/30/82, 2/20/82, 2/2/83, 3/5/83, 1/28/84, 2/29/84, 1/24/85, 2/23/85, 1/18/86, 2/20/86, 1/26/87, 2/14/87, 3/7/87, 1/27/88, 2/27/88, 1/28/89, 3/1/89, 1/17/90, 2/17/90, 1/2/91, 2/2/91, 1/11/92, 2/12/92, 1/19/93, 2/23/93, 1/22/94, 2/19/94, 1/25/95, 2/22/95, 1/27/96, 2/24/96, 11/30/02

1 - SWC Tournament (Waco, Texas);
2 - SWC Tournament (The Summit, Houston);
3 - SWC Tournament (Dallas);
4 - Space City Hoops Classic (Reliant Stadium, Houston)

BELOIT COLLEGE (0-1)

Home: 0-0 • Road: 0-1 • Neutral: 0-0

Table with 3 columns: Date, H, W, Score. Rows: 12/9/49

BETHUNE-COOKMAN (1-0)

Home: 1-0 • Road: 0-0 • Neutral: 0-0

Table with 3 columns: Date, H, W, Score. Rows: 12/17/03

BISCAYNE (6-1)

Home: 4-0 • Road: 2-1 • Neutral: 0-0

Table with 3 columns: Date, H, W, Score. Rows: 2/17/74, 2/10/75, 12/3/76, 12/6/80, 12/6/81, 12/4/82, 12/3/82

BOSTON COLLEGE (1-0)

Home: 0-0 • Road: 0-0 • Neutral: 1-0

Table with 3 columns: Date, H, W, Score. Rows: 3/21/82

1 - NCAA Tournament Midwest Regional (St. Louis)

BOWLING GREEN (1-2)

Home: 1-0 • Road: 0-1 • Neutral: 0-1

Table with 3 columns: Date, H, W, Score. Rows: 12/29/61, 12/23/68, 3/1/75

1 - All-College Tournament (Oklahoma City)

BRADLEY (7-13)

Home: 5-4 • Road: 1-9 • Neutral: 1-0

Table with 3 columns: Date, H, W, Score. Rows: 12/6/49, 12/2/50, 2/6/51, 2/18/52, 2/27/52, 1/18/54, 2/5/55, 2/9/56, 2/20/56, 1/17/57, 2/25/57, 1/6/58, 1/11/58, 1/12/59, 3/2/59, 2/8/60, 2/22/60, 1/12/61, 2/16/61, 12/28/67

1 - Rainbow Classic (Honolulu)

BYU (4-2)

Home: 2-0 • Road: 1-1 • Neutral: 1-1

Table with 3 columns: Date, H, W, Score. Rows: 12/4/65, 12/16/67, 12/14/68, 12/30/78, 12/14/97, 3/15/06

1 - Cable Car Classic (San Francisco);
2 - Pillsbury Classic (Minneapolis);
3 - BYU Cougar Classic (Provo, Utah);
4 - NIT First Round (Hofheinz Pavilion, Houston)

BYU (Hawai'i) (2-0)

Home: 2-0 • Road: 0-0 • Neutral: 0-0

Table with 3 columns: Date, H, W, Score. Rows: 12/28/84, 12/18/85

CAL POLY (1-0)

Home: 1-0 • Road: 0-0 • Neutral: 0-0

Table with 3 columns: Date, H, W, Score. Rows: 12/6/75

CAL STATE FULLERTON (2-0)

Home: 1-0 • Road: 1-0 • Neutral: 0-0

Table with 3 columns: Date, H, W, Score. Rows: 12/30/91, 2/10/93

CALIFORNIA (4-3)

Home: 3-0 • Road: 1-2 • Neutral: 0-1

Table with 3 columns: Date, H, W, Score. Rows: 12/2/71, 12/16/73, 11/24/90, 12/21/91, 12/9/97, 12/3/99, 11/20/99

1 - Top of the World Classic (Fairbanks, Alaska)

CAMPBELL (1-0)

Home: 0-0 • Road: 0-0 • Neutral: 1-0

Table with 3 columns: Date, H, W, Score. Rows: 12/1/84

1 - IPTAY Tournament (Clemson, S.C.)

CANISIUS (1-0)

Home: 0-0 • Road: 1-0 • Neutral: 0-0

Table with 3 columns: Date, H, W, Score. Rows: 12/14/57

CENTENARY (21-5)

Home: 12-2 • Road: 9-3 • Neutral: 0-0

Table with 3 columns: Date, H, W, Score. Rows: 12/1/48, 12/11/48, 2/13/65, 1/13/66, 2/7/66, 12/14/66, 1/16/68, 2/10/68, 1/11/69, 1/25/69, 12/6/69, 2/21/70, 1/16/71, 1/25/71, 2/10/72, 2/17/72, 2/1/73, 3/2/73, 1/17/74, 2/23/74, 12/17/90, 1/6/92, 12/1/97, 1/19/04, 1/11/05, 1/3/06

1 - Bluebonnet Classic (Houston)

CHAMINADE (1-0)

Home: 0-0 • Road: 0-0 • Neutral: 1-0

Table with 3 columns: Date, H, W, Score. Rows: 11/21/01

1 - Maui Invitational (Lahaina, Maui)

CHARLOTTE (2-10)

Home: 1-4 • Road: 0-5 • Neutral: 1-1

Table with 3 columns: Date, H, W, Score. Rows: 1/29/97, 2/8/97, 2/28/98, 2/23/99, 3/3/99, 1/12/00, 2/4/01, 2/2/02, 2/12/03, 3/3/03, 2/9/05, 12/21/06

1 - C-USA Tournament (Birmingham, Ala.);
2 - Outrigger Classic (Honolulu)

CHICAGO STATE (1-0)

Home: 1-0 • Road: 0-0 • Neutral: 0-0

Table with 3 columns: Date, H, W, Score. Rows: 12/23/03

HISTORY



SERIES RECORDS

CINCINNATI (1-22)

Home: 1-11 • Road: 0-11 • Neutral: 0-0

12/21/57	H	L	53-70
1/13/58	A	L	57-93
1/10/59	H	L	54-62
2/28/59	A	L	66-78
2/6/60	A	L	55-67
2/20/60	H	L	47-57
1/5/61	A	L	71-74 (OT)
2/23/61	H	L	80-85
2/1/62	H	L	52-60
2/16/62	A	L	47-59
1/2/63	A	L	56-79
2/10/64	H	L	59-66 (OT)
2/2/73	H	W	90-85
2/9/74	A	L	73-84
2/8/75	H	L	83-103
2/18/97	A	L	64-97
1/4/98	H	L	68-81
12/22/98	A	L	78-115
2/17/00	H	L	65-77
2/24/01	A	L	50-85
1/12/02	H	L	63-79
2/7/04	H	L	51-54
1/29/05	A	L	68-87

THE CITADEL (1-0)

Home: 1-0 • Road: 0-0 • Neutral: 0-0

12/21/09	H	W	81-58
----------	---	---	-------

COASTAL CAROLINA (2-0)

Home: 1-0 • Road: 0-0 • Neutral: 1-0

12/28/89	N (1)	W	82-79
11/26/07	H	W	86-79

1 – Holiday Classic (Tampa, Fla.)

COLLEGE OF CHARLESTON (1-0)

Home: 0-0 • Road: 0-0 • Neutral: 1-0

11/17/07	N (1)	W	84-69
----------	-------	---	-------

1 – ESPNU Puerto Rico Tip-Off (San Juan, P.R.)

COLORADO (3-3)

Home: 2-1 • Road: 1-2 • Neutral: 0-0

12/12/63	A	L	61-72
12/19/65	H	W	70-61
1/6/72	H	W	70-66
12/4/72	A	W	77-71
12/30/94	H	L	66-85
12/9/95	A	L	74-77

COLORADO STATE (1-1)

Home: 0-0 • Road: 0-1 • Neutral: 1-0

3/7/66	N (1)	W	82-76
3/18/88	A (2)	L	61-71

1 – NCAA Tournament West Region First Round (Wichita, Kan.);
2 – NIT First Round (Fort Collins, Colo.)

CONCORDIA LUTHERAN (1-0)

Home: 1-0 • Road: 0-0 • Neutral: 0-0

11/24/84	H	W	85-62
----------	---	---	-------

CONNECTICUT (0-2)

Home: 0-1 • Road: 0-1 • Neutral: 0-0

12/30/99	H	L	76-82
11/30/00	A	L	70-72

CORPUS CHRISTI STATE (2-0)

Home: 2-0 • Road: 0-0 • Neutral: 0-0

2/24/72	H	W	105-81
2/15/73	H	W	82-70

CREIGHTON (7-3)

Home: 4-0 • Road: 3-2 • Neutral: 0-1

12/13/49	A	L	47-52
2/13/67	A	W	87-80
2/25/67	H	W	87-73

2/7/70 H W 78-77 (20T)

3/4/70	A	W	62-58
1/6/71	H	W	83-76
2/17/73	A	L	77-78
12/21/96	H	W	74-73
1/4/97	A	W	74-72
12/22/06	N (1)	L	72-80

1 – Outrigger Rainbow Classic (Honolulu)

DARTMOUTH (0-1)

Home: 0-0 • Road: 0-1 • Neutral: 0-0

12/12/57	A	L	64-84
----------	---	---	-------

DAYTON (4-3)

Home: 2-0 • Road: 1-1 • Neutral: 1-2

3/17/62	N (1)	L	77-94
2/24/66	N (2)	L	69-71
3/7/70	N (3)	W	71-64
1/4/71	H	W	106-80
3/3/72	A	L	69-73
1/6/75	H	W	86-85
12/27/75	A	W	72-68

1 – NIT (New York);
2 – Played at Madison Square Garden (New York);
3 – NCAA Tournament Midwest Region First Round (Lawrence, Kan.)

DELAWARE STATE (1-0)

Home: 1-0 • Road: 0-0 • Neutral: 0-0

12/19/96	H	W	74-63
----------	---	---	-------

DENVER (3-0)

Home: 2-0 • Road: 1-0 • Neutral: 0-0

2/7/72	H	W	98-69
3/4/72	A	W	94-91
1/4/74	H	W	9-79

DePAUL (4-10)

Home: 3-4 • Road: 1-6 • Neutral: 0-0

1/12/85	A	L	58-69
12/12/85	H	L	78-84
12/5/89	H	W	65-49
1/12/91	A	L	62-76
12/5/92	A	W	82-65
12/30/93	H	L	69-89
1/18/97	H	W	78-76
1/24/98	H	W	65-59
1/3/99	A	L	82-93
1/16/00	H	L	68-77
2/7/01	A	L	78-90
3/8/03	A	L	59-65
2/14/04	H	L	54-66
1/8/05	A	L	57-68

DETROIT (9-6)

Home: 6-2 • Road: 2-4 • Neutral: 1-0

2/13/51	A	L	61-70
2/14/51	A	L	73-93
12/21/51	H	L	56-73
12/22/51	H	W	74-71
12/16/52	A	W	72-69 (OT)
12/17/52	A	L	64-74
12/18/53	H	W	77-62
12/19/53	H	W	61-63
12/17/54	A	W	77-69
12/18/54	A	L	80-83
12/16/55	H	W	89-76
12/17/55	H	W	86-84
1/30/57	H	L	81-91
2/11/57	H	W	82-72
12/28/85	N (1)	W	75-64

1 – Blade Classic (Toledo, Ohio)

DRAKE (6-11)

Home: 3-5 • Road: 3-5 • Neutral: 0-1

1/1/50	A	L	60-66
1/2/50	A	W	77-67

3/1/52 H L 47-76

3/3/52	H	L	68-82
1/30/53	A	L	66-88
3/2/53	H	L	64-73
1/2/57	A	W	74-72
1/28/57	H	W	86-62
2/3/58	H	L	67-77
3/3/58	A	L	87-88 (OT)
2/2/59	A	L	63-69
2/23/59	H	W	77-66
1/9/60	A	W	56-55
2/29/60	H	W	89-70
3/12/70	N (1)	L	87-92
1/3/94	H	L	76-84
1/6/95	A	L	65-85

1 – NCAA Tournament Midwest Regional (Lawrence, Kan.)

DREXEL (1-0)

Home: 0-0 • Road: 0-0 • Neutral: 1-0

12/20/87	N (1)	W	91-88
----------	-------	---	-------

1 – Spindletop Classic (Beaumont, Texas)

EAST CAROLINA (8-2)

Home: 3-0 • Road: 3-2 • Neutral: 2-0

2/23/02	A	L	46-63
3/6/02	N (1)	W	58-49
1/17/04	H	W	55-53
2/26/05	A	W	76-72
2/4/06	A	W	64-60 (OT)
2/10/07	H	W	83-59
3/1/08	A	L	83-84
1/21/09	H	W	85-67
1/16/10	A	W	74-55
3/10/10	N (2)	W	93-80

1 – C-USA Tournament (Cincinnati, Ohio);
2 – C-USA Championship (Tulsa, Okla)

EAST TENNESSEE STATE (0-1)

Home: 0-1 • Road: 0-0 • Neutral: 0-0

11/21/03	H	L	51-65
----------	---	---	-------

EAST TEXAS BAPTIST (2-0)

Home: 1-0 • Road: 1-0 • Neutral: 0-0

12/19/47	H	W	63-40
2/10/48	A	W	70-52

EAST TEXAS STATE (5-3)

Home: 3-1 • Road: 2-2 • Neutral: 0-0

2/16/46	H	W	54-51
3/2/46	A	W	61-54
2/1/47	H	W	65-61
2/28/47	A	W	60-51
1/16/48	A	L	43-47
2/18/48	H	L	37-50
1/17/49	H	W	67-46
2/10/49	A	L	60-66

FAIRFIELD (1-0)

Home: 1-0 • Road: 0-0 • Neutral: 0-0

1/29/68	H	W	108-76
---------	---	---	--------

FLORIDA (2-0)

Home: 1-0 • Road: 1-0 • Neutral: 0-0

12/7/70	A	W	61-60
12/8/73	H	W	97-73

FLORIDA STATE (3-2)

Home: 3-0 • Road: 0-2 • Neutral: 0-0

2/5/62	H	W	84-76
1/26/63	A	L	69-76
1/16/72	A	L	79-86
2/4/72	H	W	94-86
1/5/74	H (1)	W	79-74

1 – Bluebonnet Classic (Houston)

FLORIDA TECH (1-0)

Home: 1-0 • Road: 0-0 • Neutral: 0-0

11/22/05	H	W	131-62
----------	---	---	--------

FORDHAM (1-0)

Home: 1-0 • Road: 0-0 • Neutral: 0-0

3/17/88	H (1)	W	69-67
---------	-------	---	-------

1 – NIT First Round (Hofheinz Pavilion, Houston)

FRESNO STATE (0-1)

Home: 0-0 • Road: 0-0 • Neutral: 0-1

12/26/83	N (1)	L	61-68
----------	-------	---	-------

1 – Chaminade Classic (Honolulu)

FURMAN (0-1)

Home: 0-0 • Road: 0-0 • Neutral: 0-1

12/30/74	N (1)	L	80-90
----------	-------	---	-------

1 – Sugar Bowl Classic (New Orleans)

GEORGE WASHINGTON (2-0)

Home: 1-0 • Road: 0-0 • Neutral: 1-0

12/13/67	H (1)	W	86-61
11/21/99	N (2)	W	93-92

1 – Bluebonnet Classic (Houston);
2 – Top of the World Classic (Fairbanks, Alaska)

GEORGETOWN (0-5)

Home: 0-1 • Road: 0-1 • Neutral: 0-3

12/16/79	N (1)	L	75-78
4/2/84	N (2)	L	75-84
12/29/90	N (3)	L	51-63
12/18/99	A	L	75-83
12/31/00	H	L	63-79

1 – Cage Classic (Albuquerque, N.M.);
2 – NCAA National Championship (Seattle);
3 – Played at St. Petersburg, Fla.

GEORGIA SOUTHERN (0-1)

Home: 0-0 • Road: 0-1 • Neutral: 0-0

11/10/08	N (1)	L	63-65
----------	-------	---	-------

1 – 2K Sports Classic benefiting Coaches vs. Cancer (Durham, N.C.)

GEORGIA TECH (0-2)

Home: 0-0 • Road: 0-0 • Neutral: 0-2

12/28/88	N (1)	L	78-81
3/19/92	N (2)	L	60-65

1 – Rainbow Classic (Honolulu)
2 – NCAA Tournament Midwest Regional (Milwaukee)

GRAMBLING STATE (3-0)

Home: 3-0 • Road: 0-0 • Neutral: 0-0

11/27/04	H	W	95-52
11/22/06	H	W	96-61
11/24/07	H	W	95-53

HARDIN-SIMMONS (6-0)

Home: 5-0 • Road: 1-0 • Neutral: 0-0

12/1/49	H	W	48-36
12/2/52	H	W	67-54
2/9/67	H	W	92-85
2/26/68	A	W	105-82
2/12/70	H	W	109-92
12/6/78	H	W	102-86



SERIES RECORDS

IOWA (1-1)

Home: 1-0 • Road: 0-0 • Neutral: 0-1
12/30/68 N (1) L 87-95 (OT)
12/19/91 H (2) W 62-52

- 1 - Sugar Bowl Classic (New Orleans);
2 - Kettle Classic (Houston)

IOWA STATE (3-3)

Home: 1-1 • Road: 1-2 • Neutral: 1-0
12/3/56 A L 73-92
11/26/88 A W 89-82
1/10/90 H W 83-82
11/30/90 N (1) W 87-72
12/28/08 H L 67-71
1/3/10 A L 75-82 (2OT)

- 1 - Tournament of Champions (Charlotte, N.C.)

IUPUI (1-0)

Home: 1-0 • Road: 0-0 • Neutral: 0-0
11/28/98 H W 72-71

JACKSONVILLE (2-2)

Home: 2-0 • Road: 0-2 • Neutral: 0-0
2/27/71 H W 83-82
2/28/72 A L 108-110 (OT)
2/24/73 H W 76-75
3/4/74 A L 80-83

JAMES MADISON (2-0)

Home: 1-0 • Road: 1-0 • Neutral: 0-0
11/25/94 H W 76-74
2/5/96 A W 97-72

KANSAS (2-5)

Home: 1-0 • Road: 1-2 • Neutral: 0-3
3/17/67 A (1) W 66-53
12/19/70 A L 73-89
3/18/71 N (2) L 77-78
11/26/83 H W 91-76
12/15/84 A L 75-87
3/13/87 N (3) L 55-66
11/20/01 N (4) L 78-95

- 1 - NCAA Tournament Midwest Regional (Lawrence, Kan.)
2 - NCAA Tournament Midwest Regional (Wichita, Kan.)
3 - NCAA Tournament Southeast Region First Round (Atlanta)
4 - Maui Invitational (Lahaina, Maui)

KANSAS STATE (3-5)

Home: 2-1 • Road: 1-1 • Neutral: 0-3
12/21/55 H W 86-79
3/17/56 N (1) L 70-89
12/1/56 A L 78-97
3/17/61 N (2) L 64-75
12/16/68 H W 87-84 (OT)
3/14/70 N (1) L 98-107
1/23/71 A W 73-71
12/21/74 H L 90-91

- 1 - NCAA Tournament Midwest Region Consolation (Lawrence, Kan.)
2 - NCAA Tournament Midwest Region Consolation (Lawrence, Kan.)

KENT STATE (3-0)

Home: 1-0 • Road: 0-0 • Neutral: 2-0
12/28/66 N (1) W 85-73
12/13/69 H (2) W 74-66
12/7/91 N (3) W 80-56

- 1 - Holiday Tournament (Jonesboro, Ark.);
2 - Bluebonnet Classic (Houston);
3 - Disneyland Freedom Bowl Classic (Irvine, Calif.)

KENTUCKY (1-3)

Home: 1-0 • Road: 0-2 • Neutral: 0-1
12/29/56 N (1) L 76-111
1/22/84 A L 67-74
1/3/07 A L 70-77
12/18/07 H W 83-69

- 1 - Sugar Bowl Tournament (New Orleans)

LAMAR (23-3)

Home: 15-0 • Road: 8-3 • Neutral: 0-0
12/15/53 H W 78-65
1/23/54 A W 82-69
12/1/59 H W 89-66
12/10/60 A W 68-64
1/3/61 H W 100-73
12/7/61 A W 72-70 (OT)
1/15/62 H W 86-64
2/5/66 H W 112-84
1/5/67 A W 82-62
1/27/68 H W 112-79
1/13/69 A L 65-71
2/20/69 H W 95-71
1/13/71 A W 106-88
2/25/71 H W 93-74
2/2/74 H W 102-81
2/22/75 H W 103-77
12/1/76 A W 101-92
12/13/76 H W 103-83
1/17/81 H W 70-64
11/28/82 H (1) W 106-72
3/15/85 A (2) L 71-78
12/21/87 A (3) W 71-67
3/1/94 H W 95-81
12/17/94 A L 58-64
12/6/03 H W 68-62
12/4/04 A W 85-77

- 1 - Kettle Classic (Houston);
2 - NIT (Beaumont, Texas);
3 - Spindletop Classic (Beaumont, Texas)

LaSALLE (1-0)

Home: 0-0 • Road: 0-0 • Neutral: 1-0
12/30/76 N (1) W 90-87

- 1 - Holiday Classic (Las Vegas, Nev.)

LEHIGH (1-0)

Home: 0-0 • Road: 0-0 • Neutral: 1-0
12/4/93 N (1) W 96-74

- 1 - Hawkeye Classic (Iowa City, Iowa)

LONG BEACH STATE (2-2)

Home: 2-0 • Road: 0-1 • Neutral: 0-1
12/22/69 H W 76-69
12/21/85 H W 96-86
12/8/86 A L 65-71
12/3/93 N (1) L 67-77

- 1 - Hawkeye Classic (Iowa City, Iowa)

LONG ISLAND (2-0)

Home: 1-0 • Road: 1-0 • Neutral: 0-0
2/4/71 A W 81-75
1/29/72 H W 104-79

LORAS COLLEGE (1-0)

Home: 0-0 • Road: 1-0 • Neutral: 0-0
12/8/49 A W 65-51

LOUISIANA-LAFAYETTE (7-6)

Home: 7-1 • Road: 0-3 • Neutral: 0-2
12/10/47 N (1) L 34-43
12/8/67 H W 89-81
12/1/69 H W 89-72
12/6/71 A (2) L 88-97
2/10/73 H W 82-80
3/10/73 N (3) L 89-102
12/3/77 H W 96-72

12/16/78 H (4) W 105-92
1/10/82 H W 79-78
2/3/87 H W 75-51
1/13/88 A L 101-102 (OT)
1/4/03 H L 56-72
1/3/04 A L 67-81

- 1 - Played in Shreveport, La.;
2 - Later won by forfeit;
3 - NCAA Tournament Midwest Regional (Wichita, Kan.); Later won by forfeit
4 - Bluebonnet Classic (The Summit, Houston)

LOUISIANA-MONROE (2-2)

Home: 2-0 • Road: 0-2 • Neutral: 0-0
2/16/74 H W 85-83
12/28/95 H W 98-64
12/28/96 A L 80-83
12/15/99 A L 81-82

LOUISIANA TECH (2-1)

Home: 1-1 • Road: 0-0 • Neutral: 1-0
12/20/75 H W 96-72
3/17/84 N (1) W 77-69
12/29/09 H L 94-99

- 1 - NCAA Tournament Midwest Region First Round (St. Louis)

LOUISVILLE (5-13)

Home: 2-6 • Road: 0-7 • Neutral: 3-0
3/15/68 N (1) W 91-75
12/3/73 A L 81-87
12/2/74 H L 87-91
4/2/83 N (2) W 94-81
12/25/83 N (3) W 76-73
2/22/86 H L 59-76
2/6/88 A L 69-73
1/2/92 A L 56-60
2/21/93 H W 89-81
1/15/97 A L 78-92
2/15/97 H L 66-70
2/12/98 H L 69-72
2/16/99 A L 78-106
3/4/00 H L 74-88
1/17/01 A L 67-79
2/8/03 H L 55-81
1/28/04 A L 48-64
1/5/05 H W 70-67

- 1 - NCAA Tournament Midwest Regional (Wichita, Kan.);
2 - NCAA Tournament Final Four (Albuquerque, N.M.);
3 - Chaminade Classic (Honolulu)

LOYOLA MARYMOUNT (1-0)

Home: 1-0 • Road: 0-0 • Neutral: 0-0
12/15/69 H W 116-91

LOYOLA (Ill.) (1-2)

Home: 0-1 • Road: 0-1 • Neutral: 1-0
2/23/63 H L 58-62
2/15/64 A L 68-98
3/9/68 N (1) W 94-76

- 1 - NCAA Tournament Midwest Region First Round (Salt Lake City, Utah)

LOYOLA (La.) (12-10)

Home: 10-3 • Road: 2-7 • Neutral: 0-0
12/7/46 H L 39-51
12/12/46 A L 48-53
12/11/47 A L 38-54
12/12/47 A L 49-62
12/16/48 H W 58-45
12/17/48 H W 44-43
12/2/49 H W 57-33
2/25/50 A L 50-58
12/20/56 H L 74-87
12/2/49 H W 57-33
2/25/50 A L 50-58
12/20/56 H L 74-87
2/15/58 H L 71-83
2/12/59 H W 71-54
1/25/60 A L 61-63

1/28/61 H W 92-56
1/5/62 A W 68-57
1/12/63 H W 66-59
2/26/64 A L 54-64
2/6/65 H W 104-80
3/1/66 A W 103-77
2/28/67 H W 106-64
2/19/70 H W 99-80
2/13/71 A L 89-92
2/14/72 H W 104-86

LSU (9-5)

Home: 6-3 • Road: 2-2 • Neutral: 1-0
12/22/62 H (1) L 73-74
12/15/65 H (2) W 111-87
12/27/71 H (3) W 100-66
12/29/81 N (4) W 73-69
12/6/83 A W 100-91
12/8/84 H W 81-73
12/30/97 A L 50-72
11/30/99 H W 67-55
11/28/00 H L 59-61
12/20/01 H L 69-73
1/8/03 A L 51-80
12/30/03 H W 60-52
12/21/04 H W 81-72
11/29/05 A W 84-83

- 1 - Holiday Classic (Sam Houston Coliseum, Houston);
2 - Bluebonnet Classic (Rice Gym, Houston);
3 - Bluebonnet Classic (Houston);
4 - Sugar Bowl Classic (New Orleans)

MARIST (1-0)

Home: 0-0 • Road: 0-0 • Neutral: 1-0
11/16/07 N (1) W 64-58

- 1 - ESPNU Puerto Rico Tip-Off (San Juan, P.R.)

MARQUETTE (4-8)

Home: 2-2 • Road: 0-5 • Neutral: 2-1
12/10/49 A L 65-69
3/15/61 H (1) W 77-61
12/29/67 N (2) W 77-65
3/2/97 A L 67-76
2/14/98 A L 52-70
2/27/99 H L 62-65
2/5/00 A L 61-65
3/8/00 N (3) W 77-75
2/28/01 H W 66-64
3/8/02 N (4) L 73-85
1/7/04 H L 52-65
3/2/05 A L 55-76

- 1 - NCAA Tournament Midwest Region First Round (Delmar Gym, Houston);
2 - Rainbow Classic (Honolulu);
3 - C-USA Tournament (Memphis, Tenn.);
4 - C-USA Tournament (Charlotte, N.C.)

MARSHALL (5-1)

Home: 3-0 • Road: 1-1 • Neutral: 1-0
2/1/68 N (1) W 102-93
1/28/06 H W 69-56
1/27/07 A W 77-61
1/26/08 H W 71-58
2/18/09 A L 83-88
1/30/10 H W 81-66

- 1 - Played in New York (Madison Square Garden)

MARYLAND (1-2)

Home: 1-0 • Road: 0-0 • Neutral: 0-2
12/29/65 N (1) L 68-69
3/19/83 H (2) W 60-50
3/19/10 N (3) L 77-89

- 1 - Sugar Bowl Classic (New Orleans);
2 - NCAA Tournament Midwest Region First Round (The Summit, Houston)
3 - NCAA Tournament Midwest Region First Round (Spokane, Wash.)

MASSACHUSETTS (1-1)

Home: 1-0 • Road: 0-1 • Neutral: 0-0
12/2/08 A L 89-95
12/30/08 H W 80-54

McMURRY (3-0)

Home: 2-0 • Road: 1-0 • Neutral: 0-0
12/4/47 A W 42-39
1/1/59 H W 87-52
12/5/59 H W 92-51

McNEESE STATE (5-1)

Home: 4-0 • Road: 1-1 • Neutral: 0-0
12/21/94 H W 83-76
11/27/95 A L 81-83 (OT)
12/30/96 H W 98-79
12/6/97 A W 91-82
11/19/04 H W 85-72
12/31/06 H W 78-67

MEMPHIS (12-24)

Home: 5-9 • Road: 3-15 • Neutral: 4-0
12/8/56 H L 78-87
2/16/57 A L 86-96
3/25/83 N (1) W 70-63
3/23/84 N (2) W 78-71
1/3/95 A L 77-96
1/6/96 H W 69-67
2/12/97 H W 72-67 (OT)
2/26/97 A L 72-85
2/5/98 H L 63-76
2/26/98 A L 76-89
1/17/99 H W 83-81
2/6/99 A W 79-78
1/22/00 A W 98-89
2/23/00 H L 81-84
1/6/01 H L 78-86
1/20/01 A L 68-72
1/26/02 H L 66-84
2/16/02 A W 76-73
3/7/02 N (3) W 80-74
1/22/03 A L 66-77
3/6/03 H L 56-71
1/24/04 A L 48-64
2/5/05 H W 66-53
3/4/06 A L 62-69
3/10/06 A (4) L 54-68
1/11/07 H L 69-79
2/25/07 A L 64-77
3/10/07 A (4) L 59-71
1/30/08 H L 77-89
2/13/08 A L 59-68
1/31/09 A L 68-83
3/4/09 H L 60-69
3/13/09 A (4) L 49-74
1/23/10 A L 77-92
2/24/10 H W 92-75
3/11/10 N (5) W 66-65

- 1 - NCAA Tournament Midwest Regional (Kansas City, Mo.);
2 - NCAA Tournament Midwest Regional (St. Louis);
3 - C-USA Tournament (Cincinnati);
4 - C-USA Tournament (Memphis, Tenn.);
5 - C-USA Championship (Tulsa, Okla.)

MERCER (1-0)

Home: 1-0 • Road: 0-0 • Neutral: 0-0
1/18/75 H W 99-98

HISTORY



SERIES RECORDS

MIAMI (Fla.) (9-5)

Home: 5-1 • Road: 4-4 • Neutral: 0-0

Table with columns for date, location, and score for Miami (Fla.) series records.

MICHIGAN (1-2)

Home: 1-1 • Road: 0-1 • Neutral: 0-0

Table with columns for date, location, and score for Michigan series records.

1 - Holiday Classic (Sam Houston Coliseum, Houston)

MICHIGAN STATE (1-0)

Home: 1-0 • Road: 0-0 • Neutral: 0-0

Table with columns for date, location, and score for Michigan State series records.

1 - Bluebonnet Classic (Houston)

MIDDLE TENNESSEE (2-0)

Home: 1-0 • Road: 1-0 • Neutral: 0-0

Table with columns for date, location, and score for Middle Tennessee series records.

MIDWESTERN (3-1)

Home: 2-0 • Road: 1-1 • Neutral: 0-0

Table with columns for date, location, and score for Midwestern series records.

MINNESOTA (3-4)

Home: 2-1 • Road: 1-3 • Neutral: 0-0

Table with columns for date, location, and score for Minnesota series records.

1 - Pillsbury Classic (Minneapolis, Minn.)

MISSISSIPPI (1-2)

Home: 1-1 • Road: 0-1 • Neutral: 0-0

Table with columns for date, location, and score for Mississippi series records.

MISSISSIPPI STATE (5-2)

Home: 3-1 • Road: 1-1 • Neutral: 1-0

Table with columns for date, location, and score for Mississippi State series records.

1 - Sugar Bowl Classic (New Orleans); 2 - Bluebonnet Classic (Sam Houston Coliseum, Houston); 3 - Kettle Classic (Houston)

MISSISSIPPI VALLEY STATE (2-0)

Home: 1-0 • Road: 0-0 • Neutral: 1-0

Table with columns for date, location, and score for Mississippi Valley State series records.

1 - Kactus Classic (Tucson, Ariz.)

MISSOURI (4-3)

Home: 2-0 • Road: 0-3 • Neutral: 2-0

Table with columns for date, location, and score for Missouri series records.

1 - NCAA Tournament Midwest Regional (St. Louis); 2 - Guardians Classic Second Round (Columbia, Mo.); 3 - Guardians Classic Championship Rounds (Kansas City, Mo.)

MISSOURI STATE (0-3)

Home: 0-1 • Road: 0-2 • Neutral: 0-0

Table with columns for date, location, and score for Missouri State series records.

1 - NIT Second Round (Springfield, Mo.)

MONMOUTH (1-0)

Home: 1-0 • Road: 0-0 • Neutral: 0-0

Table with columns for date, location, and score for Monmouth series records.

MONTANA (1-0)

Home: 0-0 • Road: 0-0 • Neutral: 1-0

Table with columns for date, location, and score for Montana series records.

1 - NAIB Tournament (Kansas City, Mo.)

MONTANA STATE (3-0)

Home: 1-0 • Road: 1-0 • Neutral: 1-0

Table with columns for date, location, and score for Montana State series records.

1 - All-College Tournament (Oklahoma City); 2 - Bluebonnet Classic (Houston)

MOREHEAD STATE (1-0)

Home: 1-0 • Road: 0-0 • Neutral: 0-0

Table with columns for date, location, and score for Morehead State series records.

MOUNT ST. MARY'S (1-0)

Home: 0-0 • Road: 0-0 • Neutral: 1-0

Table with columns for date, location, and score for Mount St. Mary's series records.

1 - BCA Classic (Winston-Salem, N.C.)

MURRAY STATE (3-1)

Home: 1-1 • Road: 2-0 • Neutral: 0-0

Table with columns for date, location, and score for Murray State series records.

NC STATE (0-4)

Home: 0-1 • Road: 0-1 • Neutral: 0-2

Table with columns for date, location, and score for NC State series records.

1 - NCAA Tournament National Championship (Albuquerque, N.M.); 2 - Hall of Fame Classic (Springfield, Mass.)

NEBRASKA (3-1)

Home: 2-0 • Road: 1-0 • Neutral: 0-1

Table with columns for date, location, and score for Nebraska series records.

12/14/63 A W 64-58

12/12/69 H (1) W 112-82

12/23/06 N (2) L 57-70

1 - Bluebonnet Classic (Houston); 2 - Outrigger Rainbow Classic (Honolulu)

NEVADA (7-2)

Home: 4-1 • Road: 3-1 • Neutral: 0-0

Table with columns for date, location, and score for Nevada series records.

1 - Bluebonnet Classic (Houston); 2 - CBI First Round (Reno, Nev.)

NEW MEXICO (2-1)

Home: 1-0 • Road: 1-1 • Neutral: 0-0

Table with columns for date, location, and score for New Mexico series records.

1 - Cage Classic (Albuquerque, N.M.)

NEW MEXICO STATE (2-0)

Home: 1-0 • Road: 0-0 • Neutral: 1-0

Table with columns for date, location, and score for New Mexico State series records.

1 - NCAA Tournament Midwest Region First Round (Fort Collins, Colo.); 2 - NCAA Tournament Midwest Regional (Hofheinz Pavilion, Houston)

NEW ORLEANS (3-1)

Home: 3-0 • Road: 0-1 • Neutral: 0-0

Table with columns for date, location, and score for New Orleans series records.

NIAGARA (1-0)

Home: 1-0 • Road: 0-0 • Neutral: 0-0

Table with columns for date, location, and score for Niagara series records.

1 - Bluebonnet Classic (The Summit, Houston)

NICHOLLS STATE (1-0)

Home: 1-0 • Road: 0-0 • Neutral: 0-0

Table with columns for date, location, and score for Nicholls State series records.

NORTH CAROLINA (1-5)

Home: 0-2 • Road: 0-2 • Neutral: 1-1

Table with columns for date, location, and score for North Carolina series records.

1 - NCAA Tournament Final Four Consolation (Louisville, Ky.); 2 - NCAA Tournament Final Four (New Orleans)

NORTH DAKOTA STATE (1-0)

Home: 1-0 • Road: 0-0 • Neutral: 0-0

Table with columns for date, location, and score for North Dakota State series records.

NORTH TEXAS (30-5)

Home: 17-2 • Road: 12-3 • Neutral: 1-0

Table with columns for date, location, and score for North Texas series records.

2/11/49 A W 75-59

1/13/50 A W 66-58

2/6/50 H W 65-55

1/20/51 H W 54-46

2/23/51 A L 57-60

12/17/57 H W 76-69

2/12/58 A W 73-70

1/26/59 H W 88-58

2/9/59 A L 56-62

12/14/59 H W 88-59

2/15/60 A W 86-64

12/1/60 A W 73-5

2/9/61 H W 86-57

1/3/62 A W 57-44

2/10/62 H W 105-75

12/13/62 H W 76-69

2/2/63 A W 68-62

12/11/63 A W 58-56

1/30/64 H L 65-66

12/9/64 A L 48-60

1/16/65 H W 117-83

12/30/67 N (1) W 45-43

12/17/77 H (2) W 137-94

12/8/90 H W 110-81

11/30/91 A W 89-87

12/2/01 H W 75-69

12/23/05 A W 92-84

11/29/08 H W 84-51

1 - Rainbow Classic (Honolulu); 2 - Bluebonnet Classic (Houston)

NORTHEASTERN (2-0)

Home: 1-0 • Road: 1-0 • Neutral: 0-0

Table with columns for date, location, and score for Northeastern series records.

NORTHERN ARIZONA (1-0)

Home: 0-0 • Road: 0-0 • Neutral: 1-0

Table with columns for date, location, and score for Northern Arizona series records.

1 - NAIB Tournament (Kansas City, Mo.)

NORTHWESTERN STATE (2-0)

Home: 2-0 • Road: 0-0 • Neutral: 0-0

Table with columns for date, location, and score for Northwestern State series records.

NORTHWESTERN OKLAHOMA STATE (0-0)

Home: 0-0 • Road: 0-0 • Neutral: 0-0

Table with columns for date, location, and score for Northwestern Oklahoma State series records.

First meeting

NOTRE DAME (4-4)

Home: 2-1 • Road: 0-2 • Neutral: 2-1

Table with columns for date, location, and score for Notre Dame series records.

1 - NCAA Tournament Midwest Region First Round (Lubbock, Texas); 2 - Played at Houston Astrodome; 3 - NCAA Tournament Midwest Regional Consolation (Wichita, Kan.); 4 - NCAA Tournament Midwest Region First Round (Tulsa, Okla.)

OHIO (0-1)

Home: 0-0 • Road: 0-0 • Neutral: 0-1

Table with columns for date, location, and score for Ohio series records.

1 - Hawkeye Challenge (Iowa City, Iowa)

OHIO STATE (0-4)

Home: 0-1 • Road: 0-1 • Neutral: 0-2

Table with columns for date, location, and score for Ohio State series records.

3/23/68 N (1) L 85-89

11/23/04 N (2) L 61-78

1 - NCAA Tournament Final Four Consolation (Los Angeles); 2 - Guardians Classic Championship Rounds (Kansas City, Mo.)

OKLAHOMA (1-1)

Home: 0-0 • Road: 0-0 • Neutral: 1-1

Table with columns for date, location, and score for Oklahoma series records.

1 - Liori's Club Tournament (Sam Houston Coliseum, Houston); 2 - Cars/Safeway Great Alaska Shootout (Anchorage, Alaska)

OKLAHOMA CITY (15-18)

Home: 11-5 • Road: 4-13 • Neutral: 0-0

Table with columns for date, location, and score for Oklahoma City series records.

1 - All-College Tournament (Oklahoma City); 2 - Bluebonnet Classic (Sam Houston Coliseum, Houston)

OKLAHOMA STATE (7-12)

Home: 5-3 • Road: 1-8 • Neutral: 1-1

Table with columns for date, location, and score for Oklahoma State series records.

1 - All-College Tournament (Oklahoma City); 2 - Lion's Club Tournament (Sam Houston Coliseum, Houston); 3 - NCAA Tournament Midwest Regional (Manhattan, Kan.)

HISTORY



SERIES RECORDS

ORAL ROBERTS (0-1)

Home: 0-0 • Road: 0-0 • Neutral: 0-1
12/28/73 N (1) L 108-118

1 - All-College Tournament (Oklahoma City)

OREGON (1-0)

Home: 1-0 • Road: 0-0 • Neutral: 0-0
12/18/71 H (1) W 81-68

1 - Bluebonnet Classic (Houston)

OREGON STATE (0-2)

Home: 0-0 • Road: 0-0 • Neutral: 0-1
3/11/66 N (1) L 60-63
3/18/09 A (2) L 45-49

1 - NCAA Tournament West Regional (Los Angeles);
2 - College Basketball Invitational First Round

PACIFIC (4-0)

Home: 3-0 • Road: 0-0 • Neutral: 1-0
1/31/61 H W 101-66
12/7/63 H W 73-64
3/12/66 N (1) W 102-91
1/2/83 H W 112-58

1 - NCAA Tournament West Regional Consolation (Los Angeles)

PENN STATE (0-1)

Home: 0-0 • Road: 0-0 • Neutral: 0-1
12/28/64 N (1) L 57-59

1 - Motor City Classic (Detroit)

PEPPERDINE (4-1)

Home: 3-1 • Road: 1-1 • Neutral: 0-0
12/20/46 H (1) L 61-73
1/3/50 H W 47-46
12/2/68 H W 80-60
12/16/81 H W 94-81
12/27/82 A W 93-92

1 - Houston Intercollegiate (Houston)

PITTSBURGH (0-1)

Home: 0-1 • Road: 0-0 • Neutral: 0-0
2/2/52 H L 63-66

PORTLAND (4-0)

Home: 3-0 • Road: 1-0 • Neutral: 0-0
12/16/61 A (1) W 67-55
2/26/66 H W 109-84
12/27/68 H (2) W 94-66
12/21/84 H (3) W 88-63

1 - City of Roses Tournament (Portland, Ore.);
2 - Bluebonnet Classic (Houston);
3 - Kettle Classic (Houston)

PORTLAND STATE (1-0)

Home: 0-0 • Road: 0-0 • Neutral: 1-0
12/28/98 N (1) W 79-67

1 - Played in Albuquerque, N.M.

PRAIRIE VIEW A&M (2-1)

Home: 1-1 • Road: 1-0 • Neutral: 0-0
1/17/02 A W 99-83
11/23/02 H L 75-78
11/29/07 H W 101-54

PRESBYTERIAN (1-0)

Home: 0-0 • Road: 0-0 • Neutral: 1-0
11/11/08 N (1) W 76-57

1 - 2K Sports Classic benefiting Coaches vs. Cancer (Durham, N.C.)

PRINCETON (1-0)

Home: 1-0 • Road: 0-0 • Neutral: 0-0
12/17/83 H (1) W 65-40

1 - Kettle Classic (Houston)

PROVIDENCE (1-0)

Home: 1-0 • Road: 0-0 • Neutral: 0-0
12/20/65 H W 102-89

PURDUE (1-2)

Home: 0-1 • Road: 0-0 • Neutral: 1-1
12/28/81 N (1) W 59-58
12/10/93 N (2) L 90-114
1/10/98 H L 53-86

1 - Sugar Bowl Classic (New Orleans);
2 - Played at Market Square Arena (Indianapolis)

RHODE ISLAND (4-0)

Home: 3-0 • Road: 1-0 • Neutral: 0-0
12/26/64 H W 74-68
2/12/89 H W 85-71
12/27/05 H W 67-41
11/13/06 A W 102-99 (OT)

1/13/96 A W 76-74
2/10/96 H W 63-59
11/21/98 A L 64-69
12/7/99 H W 84-71 (OT)
11/21/00 A L 45-65
11/29/01 H W 62-61
11/27/02 A L 53-71
12/3/03 H L 52-62
11/30/04 A L 73-74
1/11/06 A L 62-71
3/1/06 H W 74-71
1/17/07 A L 71-76
1/31/07 H W 70-63
3/9/07 N (4) W 77-62
1/23/08 A (5) W 69-60
2/23/08 H W 71-62
2/7/09 H W 72-65
2/28/09 A W 56-51
1/6/10 A W 83-66
3/3/10 H W 78-70

1 - Played at the Houston Astrodome
2 - SWC Classic (The Summit, Houston);
3 - SWC Tournament (Dallas);
4 - C-USA Tournament (Memphis, Tenn.);
5 - Played at Reliant Stadium (Houston)

ROGERS STATE (0-0)

Home: 0-0 • Road: 0-0 • Neutral: 0-0
First Meeting

RUTGERS (1-0)

Home: 0-0 • Road: 0-0 • Neutral: 1-0
12/29/73 N (1) W 95-84

1 - All-College Tournament (Oklahoma City)

SACRAMENTO STATE (4-0)

Home: 3-0 • Road: 1-0 • Neutral: 0-0
12/2/67 H W 110-79
12/4/97 H W 57-43
12/5/98 A W 63-61
12/21/99 H W 72-70

SAINT LOUIS (12-24)

Home: 7-10 • Road: 5-13 • Neutral: 0-1
12/5/50 A L 44-71
12/12/50 H L 63-71
1/2/52 H L 57-64
2/20/52 A L 55-63
1/12/53 H L 68-86
1/28/53 A W 71-70
1/16/54 A W 69-66
2/1/54 H L 79-80
1/6/55 A L 84-85 (2OT)
2/28/55 H L 87-90
1/7/56 H L 73-76
2/11/56 A W 67-66
1/19/57 A L 70-85
3/2/57 H L 84-102
3/1/58 A W 81-76
3/8/58 H L 76-83
1/31/59 A L 47-71
2/21/59 H W 64-57
1/7/60 A L 46-76
2/27/60 H L 57-78
1/14/61 H W 75-69
2/18/61 A L 62-73
12/5/90 A W 85-84
1/21/92 H W 110-88
1/25/97 A L 51-56
1/15/98 A L 47-67
1/13/99 H L 61-69
2/12/00 A L 70-82
2/19/01 H W 71-51
3/7/01 N (1) L 67-78
1/5/02 A L 64-67
1/18/03 H W 72-59
3/5/04 A L 69-72
2/2/05 H W 63-43

11/25/06 A L 78-81
1/29/07 H W 59-58
1 - C-USA Tournament (Louisville, Ky.)

SAM HOUSTON STATE (24-9)

Home: 13-5 • Road: 10-4 • Neutral: 1-0
1/17/46 H L 40-41
2/8/46 A L 39-40
1/17/47 H L 55-59
1/29/47 A W 49-48
1/6/48 H L 44-46
2/13/48 A L 40-67
1/10/49 H L 64-66
2/7/49 A L 51-55
1/5/50 A W 58-52
2/1/50 H W 85-57
12/8/50 H W 63-57
1/18/51 A W 67-48
1/19/52 H W 60-57 (OT)
1/30/52 A W 67-62 (OT)
1/21/53 H W 66-56
12/4/53 A W 89-88
2/17/54 H W 81-66
12/6/54 H W 102-89
2/17/55 A W 108-100
12/1/55 H W 77-55
1/30/56 A W 87-59
12/11/56 A W 85-83
12/15/56 H W 95-65
1/2/57 A W 85-76
1/18/58 H W 64-63
12/3/58 H W 95-63
2/4/60 H W 92-53
12/8/60 A L 52-55
11/27/87 H W 85-71
11/24/97 A W 67-64
12/23/98 H L 63-67
11/15/04 N (1) W 72-69
12/10/05 H W 68-46

1 - Guardians Classic First Round (Columbia, Mo.)

SAMFORD (1-0)

Home: 1-0 • Road: 0-0 • Neutral: 0-0
2/26/73 H W 94-75

SAN DIEGO (0-1)

Home: 0-0 • Road: 0-0 • Neutral: 0-1
11/27/09 N (1) L 65-73

1 - Carrs/Safeway Great Alaska Shootout (Anchorage, Alaska)

SAN DIEGO STATE (0-2)

Home: 0-2 • Road: 0-0 • Neutral: 0-0
1/29/02 H L 66-78
12/21/02 H L 61-71

SAN FRANCISCO (3-3)

Home: 3-0 • Road: 0-2 • Neutral: 0-1
12/1/65 A L 67-75
12/17/66 H W 90-75
12/28/68 H (1) W 87-67
1/3/76 H (1) W 94-73
12/6/76 A L 85-100
12/30/76 N (2) L 81-86

1 - Bluebonnet Classic (Houston);
2 - Rainbow Classic (Honolulu)

SANTA CLARA (1-4)

Home: 1-0 • Road: 0-1 • Neutral: 0-3
12/16/58 A L 68-73
12/13/68 N (1) L 50-75
12/17/69 H W 91-76
12/29/69 N (2) L 63-85
12/19/97 N (3) L 61-82

1 - Cable Car Classic (San Francisco);
2 - UNLV Invitational (Las Vegas, Nev.);
3 - Nike Festival (Honolulu)

SEATTLE (2-3)

Home: 1-1 • Road: 1-1 • Neutral: 0-1
12/15/61 N (1) L 63-66
2/22/69 H L 66-69
1/27/70 A W 92-88
2/6/71 H W 93-92
12/2/72 A L 61-65

1 - City of Roses Tournament (Portland, Ore.)

SETON HALL (0-1)

Home: 0-1 • Road: 0-0 • Neutral: 0-0
12/4/81 A L 85-87 (OT)

SIENA (1-0)

Home: 0-0 • Road: 0-0 • Neutral: 1-0
12/29/53 N (1) W 81-60

1 - Kentucky Invitational (Lexington, Ky.)

SMU (42-23)

Home: 21-6 • Road: 15-11 • Neutral: 6-6
3/16/56 N (1) L 74-89
3/13/65 N (2) L 87-89
3/19/67 N (1) W 83-75
12/29/72 N (3) W 115-102
1/26/76 A L 75-87
2/24/76 H W 100-98
1/29/77 A W 103-102
2/10/77 H W 115-83
1/23/78 A L 75-76
2/13/78 H W 95-55
1/22/79 H W 82-78
2/12/79 A W 101-94
2/24/79 H W 74-67
1/12/80 H W 96-81
2/2/80 A W 71-70
1/13/81 A L 70-72 (3OT)
2/3/81 H W 79-64
1/16/82 H L 66-67
2/6/82 A W 73-71 (OT)
1/8/83 H W 105-71
2/9/83 A W 85-68
3/11/83 A W 75-59
1/5/84 A W 60-59
2/4/84 H W 76-57
1/30/85 A L 78-85
3/3/85 H W 79-76
3/8/85 A (4) L 72-84
1/25/86 H W 71-66
2/26/86 A L 71-78
1/21/87 A W 75-65
2/22/87 H L 73-79
1/19/88 H L 65-69
2/20/88 H L 84-87
3/12/88 N (4) L 76-98
1/21/89 A W 84-83 (OT)
2/22/89 H L 85-88
1/24/90 H W 64-47
2/24/90 A W 71-63
1/26/91 A L 75-81
2/27/91 H W 85-58
3/8/91 N (4) L 62-65
2/5/92 H W 67-50
3/7/92 A W 69-62
3/13/92 N (4) W 73-62
1/23/93 H W 85-75
1/30/93 A L 60-70
1/26/94 A L 64-70
2/24/94 H W 89-80
1/28/95 A W 73-71
3/4/95 H L 74-79
1/8/96 H W 63-62
2/28/96 A W 62-59
3/7/96 A L 57-62
11/27/99 H L 80-94
12/17/00 A L 69-94
2/11/06 H W 69-57
1/13/07 H W 82-67
2/7/07 A W 64-49
1/16/08 A W 99-71
2/16/08 H W 69-47
2/11/09 A W 69-56
3/7/09 H W 85-76
3/11/09 N (5) W 85-76

HISTORY



SERIES RECORDS

2/13/10	H	W	66-60
2/27/10	A	L	83-94

1 – NCAA Tournament Midwest Region First Round (Lawrence, Kan.);
 2 – NCAA Tournament Midwest Regional Consolation (Manhattan, Kan.);
 3 – Sun Bowl Classic (El Paso, Texas);
 4 – SWC Classic (Reunion Arena, Dallas);
 5 – C-USA Tournament (Memphis, Tenn.)

SOUTH ALABAMA (1-3)
 Home: 1-1 • Road: 0-0 • Neutral: 0-2

2/28/70	H	W	128-90
11/30/84	N (1)	L	70-86
12/17/05	N (2)	L	62-66
2/14/07	H	L	61-66

1 – IPTAY Tournament (Clemson, S.C.);
 2 – GMAC Bowl Coors Classic (Mobile, Ala.)

SOUTH CAROLINA (2-3)
 Home: 2-1 • Road: 0-1 • Neutral: 0-1

2/22/71	A	L	71-88
2/19/72	H	W	95-85
3/2/74	H	L	86-104
2/1/75	H	W	90-84
12/1/90	N (1)	L	70-74 (OT)

1 – Tournament of Champions (Charlotte, N.C.)

SOUTHEAST OKLAHOMA (2-1)
 Home: 2-1 • Road: 0-0 • Neutral: 0-0

12/16/46	H	W	63-56
12/17/46	H	W	47-44
12/8/47	H	L	33-37

SOUTHEAST MISSISSIPPI STATE (1-0)
 Home: 0-0 • Road: 0-0 • Neutral: 1-0

12/27/00	N (1)	W	69-64
----------	-------	---	-------

1 – Sun Classic (El Paso, Texas)

SOUTHEASTERN LOUISIANA (1-0)
 Home: 1-0 • Road: 0-0 • Neutral: 0-0

12/18/04	H	W	68-61
----------	---	---	-------

SOUTHERN (1-0)
 Home: 1-0 • Road: 0-0 • Neutral: 0-0

12/8/07	H	W	73-49
---------	---	---	-------

SOUTHERN MISS (16-14)
 Home: 10-5 • Road: 3-8 • Neutral: 3-1

11/30/68	H	W	92-71
1/17/72	A	W	115-84
1/27/72	H	W	102-63
11/27/72	H	W	104-77
2/15/75	H	W	115-85
2/6/97	A	L	64-81
1/8/98	A	L	43-63
2/7/98	H	L	67-72
3/4/98	N (1)	L	57-73
1/7/99	H	W	64-57
1/21/99	A	L	57-74
1/5/00	A	L	76-82
3/1/00	H	L	65-67
1/24/01	A	L	51-72
2/14/01	H	L	58-62
1/23/02	A	W	74-66
2/5/02	H	W	68-60
1/25/03	N (2)	W	76-75
2/18/03	H	W	46-42
2/3/04	H	L	72-75 (3OT)
2/18/04	A	L	48-70
1/15/05	H	W	63-53
2/12/05	A	W	75-53
1/18/06	H	W	62-58
2/19/07	A	L	69-74
3/8/07	N (3)	W	62-59

2/27/08 H W 95-67

1/17/09	A	L	76-83
2/6/10	H	L	55-57
3/12/10	N (4)	W	74-66

1 – C-USA Tournament (Cincinnati, Ohio);
 2 – Played at Mississippi Gulf Coast Coliseum;
 3 – C-USA Tournament (Memphis, Tenn.);
 4 – C-USA Championship (Tulsa, Okla.)

SOUTHWESTERN (6-1)
 Home: 5-1 • Road: 1-0 • Neutral: 0-0

2/4/46	A	W	42-40
2/19/46	H	L	57-58
1/13/64	H	W	93-64
1/13/65	H	W	89-64
2/12/66	H	W	140-87
12/12/77	H	W	133-98
12/4/84	H	W	93-81

STANFORD (2-1)
 Home: 1-0 • Road: 1-1 • Neutral: 0-0

12/1/71	A	W	87-67
1/27/74	H	W	74-68
3/13/91	A (1)	L	86-93

1 – NIT (Palo Alto, Calif.)

ST. BONAVENTURE (0-1)
 Home: 0-0 • Road: 0-0 • Neutral: 0-1

3/20/77	N (1)	L	91-94
---------	-------	---	-------

1 – NIT Championship (New York)

ST. JOHN'S (0-1)
 Home: 0-0 • Road: 0-1 • Neutral: 0-0

11/18/89	A (1)	L	69-76
----------	-------	---	-------

1 – Preseason NIT

ST. MARY'S (Calif.) (2-1)
 Home: 2-0 • Road: 0-0 • Neutral: 0-1

12/12/66	H	W	90-74
12/22/74	H (1)	W	66-63
12/13/96	N (2)	L	65-72

1 – Kettle Classic (Houston)
 2 – BYU Cougar Classic (Provo, Utah)

ST. MARY'S (Texas) (13-2)
 Home: 13-0 • Road: 0-2 • Neutral: 0-0

1/17/66	H	W	109-53
2/15/67	H	W	122-58
2/13/69	H	W	91-70
1/24/70	A	L	66-76
2/5/70	H	W	118-77
12/11/72	H	W	59-47
1/17/75	A	L	74-85
2/19/75	H	W	90-77
12/13/75	H	W	87-78
12/4/78	H	W	120-60
12/10/83	H	W	71-55
11/26/84	H	W	69-53
12/7/85	H	W	76-65
11/28/86	H	W	80-68
12/19/91	H	W	94-67

STEPHEN F. AUSTIN (13-4)
 Home: 8-1 • Road: 5-3 • Neutral: 0-0

2/9/46	A	W	45-38
2/23/46	H	W	65-39
12/21/46	H (1)	L	43-54
2/1/47	A	W	67-61
2/22/47	H	W	60-57
2/3/48	A	L	49-51
3/3/48	H	W	52-40
2/5/49	H	W	59-47
2/14/49	A	L	44-67
2/4/50	H	W	62-55
2/11/50	A	W	55-51
12/13/50	A	W	53-52

12/17/88 H W 98-74

12/13/89	H	W	69-54
11/26/90	A	W	84-50
12/28/92	H	W	76-75
12/7/93	A	L	71-73

1 – Houston Intercollegiate (Houston)

STETSON (1-0)
 Home: 1-0 • Road: 0-0 • Neutral: 0-0

12/16/83	H (1)	W	92-71
----------	-------	---	-------

1 – Kettle Classic (Houston)

SYRACUSE (0-1)
 Home: 0-0 • Road: 0-1 • Neutral: 0-0

12/11/82	A	L	87-92
----------	---	---	-------

TCU (47-23)
 Home: 26-6 • Road: 13-17 • Neutral: 8-0

12/10/55	N (1)	W	101-58
12/29/60	N (2)	W	85-72
12/12/61	H	W	75-71
12/26/61	N (2)	W	82-76
1/25/62	A	W	61-56
12/10/62	A	W	76-69
1/29/63	H	W	87-71
12/9/63	A	L	59-65
1/23/64	H	W	83-63
12/10/64	A	W	67-62
1/18/65	H	W	108-87
12/18/65	A	W	132-102
1/27/66	H	W	100-79
3/16/68	N (3)	W	103-68
1/14/76	A	L	70-88
2/10/76	H	W	103-95
1/15/77	A	W	78-74
2/12/77	H	W	114-74
2/26/77	H (4)	W	111-67
1/14/78	A	W	79-63
2/1/78	H	W	93-55
1/13/79	H	W	95-66
1/30/79	A	L	71-77
1/22/80	A	L	69-71
2/12/80	H	W	87-59
1/24/81	H	W	68-59
2/17/81	A	L	77-78 (4 OT)
3/6/81	N (5)	W	73-53
1/26/82	A	L	82-85
2/16/82	H	W	74-65
1/12/83	A	W	54-51
2/12/83	H	W	74-66
3/12/83	N (6)	W	62-59
1/7/84	H	W	81-67
2/9/84	A	W	76-60
1/3/85	A	W	83-74
2/1/85	H	L	80-85
1/29/86	A	L	49-53
3/1/86	H	W	85-83 (OT)
1/24/87	H	L	56-62
2/25/87	A	W	84-65
1/17/88	A	W	77-57
2/17/88	H	W	66-47
1/18/89	H	L	54-55
2/18/89	A	L	66-82
1/20/90	A	L	63-89
2/21/90	H	W	82-62
1/23/91	H	W	91-88 (OT)
2/23/91	A	L	74-75
2/1/92	A	L	54-67
3/3/92	H	W	50-44
3/14/92	N (6)	W	87-84 (2OT)
2/6/93	A	L	66-68
3/6/93	H	W	86-66
1/12/94	H	L	76-87
2/8/94	A	L	86-95
1/14/95	A	L	92-106
2/11/95	H	L	95-106
3/9/95	N (6)	W	80-77
1/17/96	H	W	89-86

2/14/96	A	W	86-82
1/15/02	H	W	82-71 (OT)
2/9/02	A	L	68-87
2/1/03	A	W	61-56
3/1/03	H	W	75-57
1/13/04	H	L	54-55
2/28/04	A	L	61-65
1/19/05	A	L	51-58
2/19/05	H	W	69-57
12/23/09	H	W	105-81

1 – Birmingham Classic (Birmingham, Ala.);
 2 – All-College Tournament (Oklahoma City);
 3 – NCAA Tournament Midwest Regional (Wichita, Kan.);
 4 – SWC Tournament (Houston);
 5 – SWC Classic (San Antonio, Texas);
 6 – SWC Classic (Dallas)

TENNESSEE (2-3)
 Home: 1-1 • Road: 0-2 • Neutral: 1-0

12/5/70	A	L	58-79
12/29/70	N (1)	W	68-65
12/4/71	H	W	67-65
12/23/94	H	L	58-74
12/19/95	A	L	49-69

1 – Trojan Classic (Los Angeles)

TENNESSEE STATE (1-0)
 Home: 1-0 • Road: 0-0 • Neutral: 0-0

12/30/01	H	W	91-90
----------	---	---	-------

TENNESSEE TECH (1-0)
 Home: 1-0 • Road: 0-0 • Neutral: 0-0

1/2/67	H	W	95-69
--------	---	---	-------

TEXAS (31-32)
 Home: 15-10 • Road: 9-18 • Neutral: 7-4

12/20/49	A	L	44-46
2/17/53	A	L	65-79
12/12/53	A	L	64-68
1/30/54	H	L	79-80
12/11/55	A	W	79-58
1/29/55	H	W	59-52
3/11/72	N (1)	L	74-85
1/17/76	H	W	63-58
2/14/76	A	L	86-95
1/18/77	H	W	95-81
2/15/77	A	W	95-84
1/10/78	H	L	89-100
1/30/78	A	L	72-73
3/4/78	N (2)	W	92-90
1/8/79	H	L	57-75
1/28/79	A	L	53-79
3/2/79	N (2)	L	65-70
1/8/80	H	L	73-99
2/4/80	A	L	82-84
2/28/80	N (3)	L	47-67
1/10/81	A	W	91-71
2/7/81	H	W	75-59
3/7/81	N (3)	W	84-59
1/12/82	H	L	83-95
2/8/82	A	W	77-63
1/15/83	A	W	77-52
2/15/73	H	W	106-63
1/10/84	H	W	69-58
2/11/84	A	W	74-63
1/5/85	A	L	58-61
2/6/85	H	W	94-80
1/2/86	H	L	68-70
2/1/86	A	L	63-79
3/7/86	N (4)	L	62-78
1/28/87	H	W	65-59
2/28/87	A	L	64-65
3/6/87	N (4)	W	59-49
1/2/88	A	L	63-65
2/13/88	H	W	62-51
3/11/88	N (4)	W	72-57
1/14/89	H	L	86-88
2/15/89	A	W	105-96

1/30/90	A	W	102-93
3/5/90	H	W	84-79
3/10/90	N (4)	W	89-86
1/17/91	A	L	84-90
2/17/91	H	W	82-73
1/9/92	A	L	75-86
2/9/92	H	L	72-87
3/15/92	N (4)	W	91-72
1/14/93	H	W	81-67



SERIES RECORDS

Table with columns for date, home/away status, and score. Includes series records for Texas State (10-1), Texas Tech (27-26), Texas Lutheran (8-0), and Texas Southern (4-2).

- 1 - Bluebonnet Classic (Rice Gym, Houston);
2 - Bluebonnet Classic (Houston);
3 - SWC Classic (Houston);
4 - SWC Classic (Dallas)

TEXAS A&M-CORPUS CHRISTI (4-0)

Table with columns for date, home/away status, and score for Texas A&M-Corpus Christi.

TEXAS LUTHERAN (8-0)

Table with columns for date, home/away status, and score for Texas Lutheran.

TEXAS SOUTHERN (4-2)

Table with columns for date, home/away status, and score for Texas Southern.

- 1 - Nike Festival (Honolulu)
2 - Hawkeye Challenge (Iowa City, Iowa)

Table with columns for date, home/away status, and score for Texas State (10-1).

Table with columns for date, home/away status, and score for Texas Tech (27-26).

Table with columns for date, home/away status, and score for Texas Lutheran (8-0).

- 1 - Bluebonnet Classic (Rice Gym, Houston);
2 - Bluebonnet Classic (Houston);
3 - SWC Classic (Houston);
4 - SWC Classic (Dallas)

TEXAS A&M-CORPUS CHRISTI (4-0)

Table with columns for date, home/away status, and score for Texas A&M-Corpus Christi.

TEXAS LUTHERAN (8-0)

Table with columns for date, home/away status, and score for Texas Lutheran.

TEXAS SOUTHERN (4-2)

Table with columns for date, home/away status, and score for Texas Southern.

- 1 - NCAA Tournament Midwest Regional Consolation (Lawrence, Kan.);
2 - SWC Classic (Dallas);
3 - SWC Classic (Houston);
4 - Played at Compaq Center (Houston)

TEXAS WESLEYAN (6-0)

Table with columns for date, home/away status, and score for Texas Wesleyan.

Table with columns for date, home/away status, and score for Tulsa (19-19).

Table with columns for date, home/away status, and score for Texas-Pan American (7-0).

- 1 - Bluebonnet Classic (The Summit, Houston)

TOLEDO (3-2)

Table with columns for date, home/away status, and score for Toledo.

TRINITY (18-1)

Table with columns for date, home/away status, and score for Trinity.

- 1 - Rainbow Classic (Honolulu)
2 - College Basketball Invitational Semifinals (Tulsa, Okla.)

UAB (5-16)

Table with columns for date, home/away status, and score for UAB.

TROY (1-0)

Table with columns for date, home/away status, and score for Troy.

TULANE (12-12)

Table with columns for date, home/away status, and score for Tulane.

- 1 - C-USA Tournament (Memphis, Tenn.)
2 - C-USA Tournament (Louisville, Ky.)

TULSA (19-19)

Table with columns for date, home/away status, and score for Tulsa.

UAB (5-16)

Table with columns for date, home/away status, and score for UAB.

UALR (0-1)

Table with columns for date, home/away status, and score for UALR.

UC DAVIS (1-0)

Table with columns for date, home/away status, and score for UC Davis.

UC IRVINE (2-0)

Table with columns for date, home/away status, and score for UC Irvine.

- 1 - Disneyland Freedom Bowl Classic (Irvine, Calif.)

UC SANTA BARBARA (4-1)

Table with columns for date, home/away status, and score for UC Santa Barbara.

- 1 - UNLV Invitational (Las Vegas, Nev.);
2 - Bluebonnet Classic (Houston);
3 - NCAA Tournament Southeast Regional (Knoxville, Tenn.)

UCF (7-4)

Table with columns for date, home/away status, and score for UCF.

- 1 - C-USA Tournament (Memphis, Tenn.)

UCLA (2-7)

Table with columns for date, home/away status, and score for UCLA.

- 1 - Lion's Club Tournament (Houston);
2 - NCAA Tournament Final Four (Louisville, Ky.);
3 - Game of the Century (Houston Astrodome, Houston);
4 - NCAA Tournament Final Four (Los Angeles);
5 - Maui Invitational (Lahaina, Maui)

UNLV (6-4)

Table with columns for date, home/away status, and score for UNLV.

- 1 - Holiday Classic (Las Vegas, Nev.)



SERIES RECORDS

USC (4-8)

Home: 4-3 • Road: 0-5 • Neutral: 0-0

2/23/62	H	W	56-51
2/24/62	H	W	76-68
12/7/68	A	L	64-65
12/20/69	H	W	77-73
12/30/70	A (1)	L	64-77
12/21/73	A	L	78-92
12/16/74	H	L	96-97
11/30/78	A	L	80-88
12/22/79	H	L	85-86 (OT)
12/1/80	H	W	71-54
12/10/94	H	L	89-95
12/6/95	A	L	73-96

1 – Trojan Classic (Los Angeles)

USF (9-10)

Home: 5-4 • Road: 4-5 • Neutral: 0-1

12/29/89	A (1)	W	87-78
1/22/97	H	W	94-74
1/26/98	H	L	64-65
2/19/98	A	L	56-73
1/30/99	H	L	67-82
2/11/99	A	W	73-68
1/26/00	A	L	77-87
2/19/00	H	L	74-81
1/27/01	H	L	68-93
2/17/01	A	L	60-79
2/12/02	H	W	91-75
2/26/02	A	L	57-88
1/29/03	H	W	59-57
2/15/03	A	L	47-62
1/31/04	A	W	66-53
2/21/04	H	W	53-52
1/22/05	A	W	62-50
2/16/05	H	W	68-50
3/9/05	N (2)	L	64-69

1 – Holiday Classic (Tampa, Fla.);
2 – C-USA Tournament (Memphis, Tenn.)

UT ARLINGTON (5-0)

Home: 4-0 • Road: 1-0 • Neutral: 0-0

2/22/68	H	W	130-75
2/8/69	H	W	82-65
12/4/69	H	W	88-70
2/26/70	A	W	102-84
12/7/02	H	W	60-59

UTAH (1-0)

Home: 0-0 • Road: 0-0 • Neutral: 1-0

12/17/82	N (1)	W	82-57
----------	-------	---	-------

1 – Suntery Classic (Tokyo)

UTAH STATE (1-1)

Home: 0-0 • Road: 0-1 • Neutral: 1-0

12/28/61	N (1)	W	51-46
1/31/70	A	L	84-91

1 – All-College Tournament (Oklah)

UTEP (8-10)

Home: 5-1 • Road: 1-8 • Neutral: 2-1

12/28/79	A	L	65-78
3/19/93	A	L	61-67
12/28/00	A	L	67-75
12/4/02	H	W	56-47
12/8/03	A	L	61-88
2/1/06	H	W	63-57
2/25/06	A	L	63-69
2/3/07	A	L	71-79
3/3/07	H	W	74-67
1/19/08	H	W	77-72
3/8/08	A	L	81-87
3/13/08	N (1)	L	77-80
1/14/09	A	W	94-86
1/28/09	H	L	55-62

3/12/09	N (1)	W	89-85 (OT)
1/13/10	H	W	75-65
2/3/10	A	L	58-65
3/13/10	N (2)	W	81-73

1 – C-USA Tournament (Memphis, Tenn.)
2 – C-USA Championship Final (Tulsa, Okla.)

UTSA (5-2)

Home: 4-0 • Road: 1-2 • Neutral: 0-0

12/12/81	H	W	105-69
12/5/85	A	W	104-59
12/17/92	H	W	94-76
2/2/94	A	L	83-85 (OT)
11/29/94	H	W	94-90
11/30/96	H	W	69-49
1/1/10	A	L	82-83

VALPARAISO (4-1)

Home: 3-0 • Road: 0-0 • Neutral: 1-1

12/9/55	N (1)	L	80-84
12/29/64	N (2)	W	84-81
2/24/68	H	W	158-81
12/11/99	H	W	90-72
3/24/08	H (3)	W	91-67

1 – Birmingham Classic (Birmingham, Ala.);
2 – Motor City Classic (Detroit);
3 – CBI Quarterfinals (Houston)

VANDERBILT (1-1)

Home: 0-0 • Road: 0-1 • Neutral: 1-0

12/29/86	N (1)	W	73-72
3/13/02	A (2)	L	50-59

1 – Sugar Bowl Classic (New Orleans);
2 – NIT (Nashville, Tenn.)

VCU (0-3)

Home: 0-1 • Road: 0-1 • Neutral: 0-1

1/26/05	H	L	61-62
12/2/06	A	L	84-102
11/15/08	N (1)	L	72-73

1 – Puerto Rico Tip-Off (San Juan, P.R.)

VILLANOVA (3-3)

Home: 1-0 • Road: 0-0 • Neutral: 2-3

12/30/53	N (1)	L	66-73
12/18/70	N (2)	W	99-84
3/13/81	N (3)	L	72-90
3/27/83	N (4)	W	89-71
12/28/86	N (5)	L	60-63
11/23/91	H	W	79-49

1 – Kentucky Invitational (Lexington, Ky.);
2 – Jayhawk Classic (Lawrence, Kan.);
3 – NCAA Tournament East Region First Round (Charlotte, N.C.)
4 – NCAA Tournament Midwest Regional (Kansas City, Mo.);
5 – Sugar Bowl Classic (New Orleans)

VIRGINIA (3-3)

Home: 2-0 • Road: 0-1 • Neutral: 1-2

12/16/82	N (1)	L	63-72
2/18/84	H	W	74-65
3/31/94	N (2)	W	49-47 (OT)
11/23/85	N (3)	L	77-92
2/7/88	H	W	81-58
12/9/89	A	L	54-72

1 – Suntery Classic (Tokyo);
2 – NCAA Tournament Final Four (Seattle);
3 – Played at Capital Centre (Landover, Md.)

VIRGINIA TECH (2-1)

Home: 1-0 • Road: 0-1 • Neutral: 1-0

3/2/68	H	W	120-79
3/1/69	A	L	68-74
12/26/73	N (1)	W	85-66

1 – All-College Tournament (Oklahoma City)

WABASH COLLEGE (1-0)

Home: 1-0 • Road: 0-0 • Neutral: 0-0

12/6/73	H	W	119-71
---------	---	---	--------

WAKE FOREST (1-0)

Home: 0-0 • Road: 0-0 • Neutral: 1-0

3/25/84	N (1)	W	68-63
---------	-------	---	-------

1 – NCAA Tournament Midwest Regional (St. Louis)

WASHINGTON (2-5)

Home: 2-1 • Road: 0-4 • Neutral: 0-0

12/12/58	A	L	62-68
12/13/58	A	L	55-59
12/20/66	H	W	87-65
1/28/67	A	L	78-81
12/23/02	H	L	61-85
12/20/03	H	W	79-64
12/24/05	A	L	63-110

WASHINGTON STATE (2-0)

Home: 1-0 • Road: 1-0 • Neutral: 0-0

12/20/71	H	W	84-73
12/15/72	A	W	72-60

WEST TEXAS A&M (11-3)

Home: 8-1 • Road: 3-2 • Neutral: 0-0

12/2/59	H	W	105-60
1/14/67	H	W	103-72
2/23/67	A	W	120-76
1/13/68	H	W	98-53
1/4/69	H	L	76-86
1/10/70	H	W	91-83
3/2/70	A	W	96-80
1/9/71	H	W	90-71
3/1/71	A	L	77-86
1/5/73	H (1)	W	130-84
1/19/74	H	W	88-58
12/9/74	A	W	80-71
11/30/81	H	W	84-73
12/20/86	A	L	66-68

1 – Bluebonnet Classic (Houston)

WEST TEXAS STATE (1-0)

Home: 0-0 • Road: 1-0 • Neutral: 0-0

3/4/68	A	W	107-76
--------	---	---	--------

WESTERN KENTUCKY (3-1)

Home: 1-0 • Road: 1-0 • Neutral: 1-1

12/29/53	N (1)	L	61-91
12/31/68	N (2)	W	87-66
11/15/08	H	W	73-64
2/9/10	A	W	74-72

1 – Kentucky Invitational (Lexington, Ky.)
2 – Sugar Bowl Classic (New Orleans)

WICHITA STATE (9-16)

Home: 7-3 • Road: 2-11 • Neutral: 0-2

12/30/49	H	W	72-66
12/23/50	H	W	86-74
1/27/51	A	L	68-69
2/11/52	A	L	49-70
2/12/52	A	W	54-53
1/3/53	A	L	68-86
2/25/53	H	W	75-62
1/7/54	A	L	64-78
2/22/54	H	L	81-86
12/21/54	N (1)	L	87-91
1/8/55	A	L	67-78 (OT)
2/12/55	H	W	82-79
1/2/56	H	W	82-77
2/25/56	A	L	72-82
1/4/57	A	L	56-74
1/14/57	H	L	53-68
2/17/58	H	W	72-70
2/24/58	A	L	65-70
1/3/59	H	W	78-75

2/16/59	A	L	63-65
---------	---	---	-------

1/2/60	H	L	63-69
--------	---	---	-------

1/30/60	A	L	65-74
---------	---	---	-------

12/28/60	N (1)	L	68-71
----------	-------	---	-------

11/16/89	A (2)	W	67-66
----------	-------	---	-------

3/16/05	A (3)	L	69-85
---------	-------	---	-------

1 – All-College Tournament (Oklahoma City);
2 – Preseason NIT;
3 – NIT Opening Round Game (Wichita, Kan.)

WISCONSIN (1-1)

Home: 1-0 • Road: 0-1 • Neutral: 0-0

12/1/64	A	L	65-76
---------	---	---	-------

12/11/65	H	W	82-57
----------	---	---	-------

WYOMING (2-2)

Home: 2-0 • Road: 0-1 • Neutral: 0-1

12/26/63	N (1)	L	72-75 (OT)
----------	-------	---	------------

12/20/80	H (2)	W	70-61
----------	-------	---	-------

1/11/93	H	W	83-56
---------	---	---	-------

12/23/94	A	L	66-78
----------	---	---	-------

1 – All-College Tournament (Oklahoma City);
2 – Kettle Classic (Houston)

XAVIER (2-0)

Home: 2-0 • Road: 0-0 • Neutral: 0-0

12/9/72	H	W	114-73
---------	---	---	--------

12/16/77	H (1)	W	100-75
----------	-------	---	--------

1 – Bluebonnet Classic (Houston)

YALE (1-0)

Home: 1-0 • Road: 0-0 • Neutral: 0-0

1/4/64	H	W	81-59
--------	---	---	-------



YEAR-BY-YEAR RESULTS

* - indicates conference game; Home games listed in bold. Home games following the 1968-69 season were played at Hofheinz Pavilion unless noted. Rankings to far left indicate Houston's national ranking in national polls (Associated Press/Coaches polls). Final rankings listed under team accomplishments indicate ranking in the final regular-season poll of that season. Conference championship and NCAA Final Four seasons highlighted by grey box.

ALDEN PASCHE 1946-56 • 135-116

1946 (10-4 • 8-2 LSC) Captains: Guy Lewis, Willie Wells • Lone Star Conference Champions • NAIB Tournament

Table with 2 columns: Year/Score and Opponent/Result. Includes games like J10 W 62-35 vs North Texas, J17 L 40-41 vs Sam Houston State, F2 W 62-57 vs Texas State, etc.

1946-47 (15-7 • 11-1 LSC) Captains: Guy Lewis, Willie Wells • Lone Star Conference Champions • NAIB Tournament

Table with 2 columns: Year/Score and Opponent/Result. Includes games like D7 L 39-51 vs Loyola (La.), D11 L 49-62 at Tulane, D12 L 48-53 at Loyola (La.), etc.

1947-48 (11-11 • 6-6 LSC) Captain: Louis Brown

Table with 2 columns: Year/Score and Opponent/Result. Includes games like D2 W 54-31 vs Abilene Christian, D4 W 42-39 at McMurry College, D5 L 41-48 at Abilene Christian, etc.

1948-49 (11-11 • 7-5 LSC) Captains: Louis Brown, Bill McPhail

Table with 2 columns: Year/Score and Opponent/Result. Includes games like N29 L 50-51 vs Shur-Start Battery, D1 L 39-46 at Centenary, D3 L 44-50 at Oklahoma City, etc.

1949-50 (16-7 • 6-0 GCC) Captains: Marvin Reichle, Richard Berg • Gulf Coast Conference Champions

Table with 2 columns: Year/Score and Opponent/Result. Includes games like D1 W 48-36 vs Hardin Simmons, D2 W 57-33 vs Loyola (La.), D6 L 57-73 at Bradley, etc.

1950-51 (11-17 • 2-12 MVC) Captain: Lloyd Hendrix

Table with 2 columns: Year/Score and Opponent/Result. Includes games like D2 L 73-94 at Bradley, D5 L 44-71 vs Saint Louis, D8 W 63-57 vs Sam Houston State, etc.

1951-52 (7-14 • 30-7 MVC) Captains: Robert Bradford, Royce Ray

Table with 2 columns: Year/Score and Opponent/Result. Includes games like D8 W 38-29 at Texas A&M, D15 L 39-42 vs Oklahoma City, D19 L 65-67 vs Murray State, etc.

Table with 2 columns: Year/Score and Opponent/Result. Includes games like D21 L 56-73 vs Detroit, D22 W 74-71 vs Detroit (1), J2 L 57-64 vs #5/ Saint Louis, etc.

1 - Played at Rice Field House (Houston); 2 - Played at Public School Field House (Houston)

1952-53 (9-13 • 5-5 MVC) Captains: Jack McNutt, Elton Cotton

Table with 2 columns: Year/Score and Opponent/Result. Includes games like D2 W 67-54 vs Hardin-Simmons (1), D10 L 59-65 at Texas A&M, D16 W 72-69 (OT) vs Detroit, etc.

1 - Played at Houston Coliseum (Houston); 2 - Played at Public School Field House (Houston)

1953-54 (11-15 • 3-7 MVC) Captains: Jim Hatton, Jackie Bell

Table with 2 columns: Year/Score and Opponent/Result. Includes games like D4 W 89-88 at Sam Houston State, D8 W 62-56 vs Texas A&M, D12 L 64-68 at Texas, etc.

1 - Kentucky Invitational (Lexington, Ky.)

1954-55 (15-10 • 3-7 MVC) Captain: Jim Hatton

Table with 2 columns: Year/Score and Opponent/Result. Includes games like D2 W 85-63 at Texas A&M, D6 W 102-89 vs Sam Houston State, D11 W 79-58 at Texas, etc.

Table with 2 columns: Year/Score and Opponent/Result. Includes games like D17 W 77-69 vs Detroit, D18 L 80-83 vs Detroit, D20 L 65-72 at #14/ Oklahoma City (1), etc.

1 - All-College Tournament (Oklahoma City, Okla.)

1955-56 (19-7 • 9-3 MVC) Captains: Jack Foster, Lupe Lopez • NCAA Midwest Region First Round • Missouri Valley Conference Champions

Table with 2 columns: Year/Score and Opponent/Result. Includes games like D1 W 77-55 vs Sam Houston State, D7 W 86-59 vs Texas A&I, D9 L 80-84 vs Valparaiso (1), etc.

NCAA Tournament Midwest Region First Round - Lawrence, Kan.

1 - Birmingham Classic (Birmingham, Ala.)

GUY V. LEWIS 1956-86 • 592-279

1956-57 (10-16 • 5-9 MVC) Captains: Dan Dotson, Andy McElveen, Dean Evans

Table with 2 columns: Year/Score and Opponent/Result. Includes games like D1 L 78-97 at Kansas State, D3 L 73-92 at Iowa State, D6 W 67-59 vs Texas A&I, etc.

HISTORY

1 - Played at Shreveport, La.



YEAR-BY-YEAR RESULTS

- F23 L 62-76 * at Oklahoma State
- F25 W 88-79 * #5/ Bradley
- M2 L 84-102 * #14/ Saint Louis

1 – Sugar Bowl Classic (New Orleans)

1957-58 (9-16 • 4-10 MVC)

Captain: Russell Boone

- D2 L 75-85 at Oklahoma City
- D5 W 76-50 Texas A&I
- D7 L 71-78 Oklahoma City
- D12 L 64-84 at Dartmouth
- D14 W 77-70 at Canisius
- D17 W 76-69 * North Texas
- D21 L 53-70 * #4/ Cincinnati
- J2 W 85-76 at Sam Houston State
- J6 L 73-75 (OT) * #12/ Bradley
- J11 L 80-116 * at #10/ Bradley
- J13 L 57-93 * at #7/ Cincinnati
- J18 W 64-63 Sam Houston State
- J25 L 46-50 * Tulsa
- J27 W 70-64 #7/ Oklahoma State
- F1 L 57-70 * at Tulsa
- F3 L 67-77 * Drake
- F4 L 74-92 at Texas A&M
- F12 W 73-70 * at North Texas
- F15 L 71-83 Loyola (La.)
- F17 W 72-70 * Wichita State
- F22 L 60-73 at #8/ Oklahoma State
- F24 L 65-70 * at Wichita State
- M1 W 81-76 * at Saint Louis
- M3 L 87-88 (OT) * at Drake
- M8 L 76-83 * Saint Louis

Home games played at Public School Field House (Houston)

1958-59 (12-14 • 6-8 MVC)

Captains: Jack Welch, Bernie Kapner

- D1 W 80-59 Texas A&I
- D3 W 95-63 Sam Houston State
- D5 L 45-57 at Texas A&M
- D8 W 101-68 Arizona State
- D12 L 62-68 at Washington
- D13 L 55-59 at Washington
- D16 L 68-73 at Santa Clara
- J1 W 87-52 McMurry College
- J3 W 78-75 * Wichita State
- J5 W 84-66 * Tulsa
- J10 L 54-62 * #7/ Cincinnati
- J12 L 50-60 * #9/ Bradley
- J17 L 67-94 at #17/ Oklahoma City
- J24 L 64-71 Texas A&M
- J26 W 88-58 * North Texas
- J31 L 47-71 * at #15/ Saint Louis
- F2 L 63-69 * at Drake
- F7 W 80-63 #13/ Oklahoma City
- F9 L 56-62 * at North Texas
- F12 W 71-54 Loyola (La.)
- F14 W 68-56 * at Tulsa
- F16 L 63-65 * at Wichita State
- F21 W 64-57 * #8/ Saint Louis
- F23 W 77-66 * Drake
- F28 L 66-78 * at #4/ Cincinnati
- M2 L 60-74 * at #7/ Bradley

Home games played at Jeppesen Field House (Houston)

1959-60 (13-12 • 6-8 MVC)

Captains: Gary Phillips, Ted Luckenbill

- D1 W 89-66 Lamar
- D2 W 105-60 West Texas A&M
- D5 W 92-51 McMurry College
- D7 L 49-67 at Texas A&M
- D9 L 63-72 Miami (Fla.)
- D14 W 88-59 * North Texas
- D17 L 62-64 Texas A&M
- J2 L 63-69 * Wichita State
- J4 W 68-62 * Tulsa
- J7 L 46-76 * at #12/ Saint Louis
- J9 W 56-55 * at Drake
- J16 W 80-73 Oklahoma City
- J23 W 88-79 at #11/ Miami (Fla.)
- J25 L 61-63 at Loyola (La.)
- J30 L 65-74 * at Wichita State
- F1 W 80-69 at Oklahoma City
- F4 W 92-53 Sam Houston State
- F6 L 55-67 * at #1/ Cincinnati
- F8 L 57-78 * at #2/ Bradley
- F13 L 58-59 * at Tulsa
- F15 W 86-64 * at North Texas

- F20 L 47-57 * #1/ Cincinnati
- F22 W 63-58 * #2/ Bradley
- F27 L 57-78 * #16/ Saint Louis
- F29 W 89-70 * Drake

Home games played at Jeppesen Field House (Houston)

1960-61 (17-11)

Captains: Gary Phillips, Ted Luckenbill
• NCAA Midwest Region Semifinals

- D1 W 73-53 at North Texas
- D6 L 61-66 at Texas A&M
- D8 L 52-55 at Sam Houston State
- D10 W 68-64 at Lamar
- D15 L 51-55 vs. Oklahoma (1)
- D16 W 56-54 vs. Oklahoma State (1)
- D17 W 78-65 at Oklahoma City
- D28 L 68-71 vs. #18/ Wichita State (2)
- D29 W 85-72 vs. TCU (2)
- D30 W 86-82 at Oklahoma City (2)
- J3 W 100-73 Lamar (3)
- J5 L 71-74 (OT) at Cincinnati
- J12 W 60-59 #2/ Bradley (4)
- J14 W 75-69 Saint Louis (4)
- J19 W 89-85 Texas A&M (4)
- J21 L 78-89 at Miami (Fla.)
- J28 W 92-56 Loyola (La.) (3)
- J31 W 101-66 Pacific (3)
- F2 W 88-73 at Tulsa
- F9 W 86-57 North Texas (3)
- F11 W 107-78 Oklahoma City (3)
- F16 L 74-90 at #5/ Bradley
- F18 L 62-73 at Saint Louis
- F23 L 80-85 #3/ Cincinnati (3)
- M4 W 89-65 Tulsa (3)

NCAA Tournament Midwest Region First Round – Houston

- M15 W 77-61 Marquette (5)
- NCAA Tournament Midwest Regional – Lawrence, Kan.
- M17 L 64-75 vs. #4/ Kansas State
 - M18 L 67-69 vs. Texas Tech

- 1 – Lion's Club Tournament (Sam Houston Coliseum, Houston Texas);
- 2 – All-College Tournament (Oklahoma City, Okla.);
- 3 – Played at Jeppesen Field House (Houston)
- 4 – Played at Sam Houston Coliseum (Houston)
- 5 – Played at Delmar Gym (Houston)

1961-62 (21-6)

Captain: Jack Thompson
• NIT Quarterfinals

- D1 W 95-47 UC Davis
 - D5 L 49-64 at Texas A&M
 - D7 W 72-70 (OT) at Lamar
 - D12 W 75-71 TCU
 - D15 L 63-66 vs. #10/ Seattle (1)
 - D16 W 67-55 at Portland (1)
 - D20 W 63-62 (20T) Mississippi
 - D22 W 91-65 UCLA (2)
 - D23 W 54-49 Auburn (2)
 - D26 W 82-76 vs. TCU (3)
 - D28 W 51-46 vs. Utah State (3)
 - D29 L 45-47 vs. Bowling Green (3)
 - J3 W 57-44 at North Texas
 - J5 W 68-57 at Loyola (La.)
 - J11 W 69-61 at Tulsa
 - J15 W 86-64 Lamar
 - J25 W 61-56 at TCU
 - J30 W 73-69 Texas A&M
 - F1 L 52-60 #3/ Cincinnati
 - F5 W 84-76 Florida State
 - F8 W 80-69 Miami (Fla.)
 - F10 W 105-75 North Texas
 - F16 L 47-59 at #3/ Cincinnati
 - F20 W 98-71 Tulsa
 - F23 W 56-51 USC
 - F24 W 76-68 USC
- NIT – New York
- M17 L 77-94 vs. Dayton

- 1 – City of Roses Tournament (Portland, Ore.);
- 2 – Lions' Club Tournament (Houston);
- 3 – All-College Tournament (Oklahoma City, Okla.)

1962-63 (15-11)

Head Coach Guy V. Lewis
Captain: Lyle Harger

- D1 W 86-52 Texas A&I (1)
- D3 W 68-61 Nebraska (1)
- D8 W 70-61 Baylor (1)
- D10 W 76-69 at TCU
- D13 W 76-69 North Texas (1)
- D15 L 67-69 at Texas A&M
- D17 W 75-61 Missouri (1)
- D21 L 88-90 (40T) Michigan (2)
- D22 L 73-74 LSU (2)
- D28 W 79-76 (OT) vs. #10/ Mississippi State (3)
- D29 L 69-71 (OT) vs. Auburn (3)
- D31 L 68-87 at Minnesota
- J2 L 56-79 at #1/ Cincinnati
- J5 W 91-80 Oklahoma City (4)
- J12 W 66-59 Loyola (La.) (4)
- J24 L 70-71 at Miami (Fla.)
- J26 L 69-76 at Florida State
- J29 W 87-71 TCU (1)
- J30 W 58-57 Texas A&M (1)
- F2 W 68-62 at North Texas
- F9 L 69-76 Tulsa (4)
- F13 W 125-74 Texas Wesleyan (4)
- F16 W 99-46 Trinity (4)
- F23 L 58-62 #3/ Loyola (Ill.) (4)
- F28 L 80-88 at Tulsa
- M1 W 75-73 at Oklahoma City

- 1 – Played at Sam Houston Coliseum (Houston);
- 2 – Holiday Classic (Sam Houston Coliseum, Houston);
- 3 – Sugar Bowl Classic (New Orleans);
- 4 – Played at Jeppesen Gym (Houston)

1963-64 (16-10)

Captain: Chet Oliver

- D2 L 58-60 Minnesota (1)
- D5 L 58-61 at Texas A&M
- D7 W 73-64 Pacific (2)
- D9 L 59-65 at TCU
- D11 W 58-56 at North Texas
- D12 L 61-72 at Colorado
- D14 W 64-58 at Nebraska
- D19 W 69-61 Mississippi State (3)
- D20 W 72-62 Oklahoma City (3)
- D23 L 62-79 at Ohio State
- D26 L 72-75 (OT) vs. Wyoming (4)
- D27 W 76-61 vs. Idaho (4)
- D28 W 56-55 vs. Montana State (4)
- J2 W 64-63 Air Force (2)
- J4 W 81-59 Yale (2)
- J13 W 93-64 Southwestern (2)
- J23 W 83-63 TCU (2)
- J25 W 61-60 Baylor (1)
- J28 W 73-65 Texas A&M (1)
- J30 L 65-66 North Texas (2)
- F8 W 74-57 Trinity (2)
- F10 L 59-66 (OT) Cincinnati (5)
- F13 W 93-83 Miami (Fla.) (2)
- F15 L 68-98 at Loyola (Ill.)
- F20 W 105-77 Texas Wesleyan (2)
- F26 L 54-64 at Loyola (La.)

- 1 – Played at Sam Houston Coliseum (Houston);
- 2 – Played at Jeppesen Gym (Houston);
- 3 – Bluebonnet Classic (Sam Houston Coliseum, Houston);
- 4 – All-College Tournament (Oklahoma City, Okla.);
- 5 – Played at Delmar Gym (Houston)

1964-65 (19-10)

Captain: Jack Margenthaler
• NCAA Midwest Regional Semifinals

- D1 L 65-76 at Wisconsin
- D5 W 94-71 Texas A&I (1)
- D7 L 69-77 Ohio State (2)
- D9 L 48-60 at North Texas
- D10 W 67-62 at TCU
- D14 L 67-74 at Texas A&M
- D16 W 50-48 Auburn (3)
- D17 W 59-49 Texas A&M (3)
- D19 W 70-61 Colorado (4)
- D26 W 74-68 Rhode Island (1)
- D28 L 57-59 vs. Penn State (5)
- D29 W 84-81 vs. Valparaiso (5)
- J2 W 116-79 Trinity (1)
- J4 W 61-54 Oklahoma City (1)
- J9 L 80-110 Notre Dame (4)

- J13 W 89-64 Southwestern (1)
- J16 W 117-83 North Texas (1)
- J18 W 108-87 TCU (4)
- J28 W 80-78 Baylor (4)
- J30 W 79-74 Texas A&M (4)
- F6 W 104-80 Loyola (La.) (1)
- F9 W 139-87 at Trinity
- F13 W 95-84 Centenary (1)
- F16 W 122-105 Texas Wesleyan (1)
- F20 L 91-103 at Miami-Fla.
- F27 L 79-85 at Oklahoma City

NCAA Tournament Midwest Region First Round – Lubbock, Texas

- M8 W 99-98 vs. Notre Dame

NCAA Tournament Midwest Regional – Manhattan, Kan.

- M12 L 60-75 vs. Oklahoma State
- M13 L 87-89 vs. SMU

- 1 – Played at Jeppesen Gym (Houston);
- 2 – Played at Sam Houston Coliseum (Houston);
- 3 – Bluebonnet Classic (Rice Gym, Houston);
- 4 – Played at Delmar Gym (Houston);
- 5 – Motor City Classic (Detroit)

1965-66 (23-6)

Captains: Rich Apolskis, Joe Hamood
• NCAA West Regional Semifinals

- D1 L 67-75 at San Francisco
- D4 L 82-111 at BYU
- D9 L 88-93 at Texas A&M
- D11 W 82-57 Wisconsin (1)
- D15 W 111-87 LSU (2)
- D16 W 90-85 Texas A&M (2)
- D18 W 132-102 at TCU
- D20 W 102-89 #7/ Providence (3)
- D29 L 68-69 vs. Maryland (4)
- D30 W 89-76 vs. Auburn (4)
- J8 W 95-52 Trinity (5)
- J13 W 108-84 at Centenary
- J15 W 72-71 at Tulsa
- J17 W 109-53 St. Mary's (Texas)
- J26 W 92-91 (OT) Baylor (3)
- J27 W 100-79 TCU (3)
- J28 W 97-85 Texas A&M (3)
- F2 W 112-84 Lamar (5)
- F5 W 97-77 Tulsa (3)
- F7 W 125-96 Centenary (5)
- F12 W 140-87 Southwestern (5)
- F17 W 111-96 Miami (Fla.) (3)
- F22 W 152-108 Texas Wesleyan (5)
- F24 L 69-71 Dayton (6)
- F26 W 109-84 Portland
- M1 W 103-77 at Loyola (La.)

NCAA Tournament West Region First Round – Wichita, Kan.

- M7 W 82-76 vs. Colorado State

NCAA Tournament West Regional – Los Angeles

- M11 L 60-63 vs. Oregon State
- M12 W 102-91 Pacific

- 1 – Played at Sam Houston Coliseum (Houston);
- 2 – Bluebonnet Classic (Rice Gym, Houston);
- 3 – Played at Delmar Field House (Houston);
- 4 – Sugar Bowl Classic (New Orleans);
- 5 – Played at Jeppesen Gym (Houston);
- 6 – Played at Madison Square Garden (New York)

1966-67 (27-4)

Captains: Leary Lentz, Gary Grider
• NCAA Final Four

- Final Rankings: 6th (UPI) • 7th (AP)
- #7/ D1 W 96-84 #6/ New Mexico
- #7/ D3 W 86-75 at Minnesota
- #7/ D5 L 75-86 at Michigan
- #5/ D8 W 89-81 Louisiana-Lafayette
- #5/ D10 W 93-59 Hawai'i
- #5/ D12 W 90-74 St. Mary's (Calif.)
- #9/ D14 W 97-66 Centenary (1)
- #9/ D15 W 111-65 Idaho State (1)
- #9/ D17 W 90-75 San Francisco
- #6/ D28 W 85-73 vs. Kent State (2)
- #6/ D29 W 68-58 at Arkansas State (2)
- #6/ J2 W 95-69 Tennessee Tech
- #5/ J5 W 82-62 at Lamar
- #4/ J14 W 103-72 West Texas A&M
- #3/ J28 L 78-81 at Washington
- #6/ J31 W 103-83 at UNLV
- #5/ F9 W 92-85 Hardin-Simmons
- #5/ F11 L 78-87 at Notre Dame

HISTORY



YEAR-BY-YEAR RESULTS

Table with columns for year, score, opponent, and location. Includes entries for 1957-1964 and NCAA Tournament Midwest Region First Round.

1 - Bluebonnet Classic (Houston); 2 - Holiday Tournament (Jonesboro, Ark.) Home games played at Delmar Field House (Houston)

1967-68 (31-2) Captains: Elvin Hayes, Don Chaney • NCAA Final Four • Final Rankings: 1st (AP) • 1st (UPI)

Table with columns for year, score, opponent, and location. Includes entries for 1967-1974 and NCAA Tournament Midwest Region First Round.

NCAA Tournament Midwest Region First Round - Salt Lake City, Utah

Table with columns for year, score, opponent, and location. Includes entries for 1974-1975 and NCAA Tournament Final Four.

1 - Bluebonnet Classic (Houston); 2 - Rainbow Classic (Honolulu); 3 - "Game of the Century (played at Houston Astrodome) 4 - Played in New York (Madison Square Garden); Home games played at Delmar Field House (Houston)

1968-69 (16-10)

Captains: Ken Spain, Theodis Lee

Table with columns for year, score, opponent, and location. Includes entries for 1968-1974 and NCAA Tournament Midwest Region First Round.

Table with columns for year, score, opponent, and location. Includes entries for 1969-1970 and Texas A&M.

1 - Cable Car Classic (San Francisco); 2 - Bluebonnet Classic (Houston); 3 - Sugar Bowl Classic (New Orleans); 4 - Played at Houston Astrodome Home games played at Delmar Field House (Houston)

1969-70 (25-5)

Captains: Ollie Taylor, Melvin Bell, Tom Gribben • NCAA Midwest Regional Semifinals

Table with columns for year, score, opponent, and location. Includes entries for 1970-1974 and Texas A&M.

NCAA Tournament Midwest Regional - Lawrence, Kan. 13/ M7 W 71-64 vs. Dayton 12/ M12 L 87-92 vs. #14 Drake 12/ M14 L 98-107 vs. Kansas State

1 - Bluebonnet Classic (Houston); 2 - UNLV Invitational (Las Vegas, Nev.)

1970-71 (22-7)

Captains: Dwight Davis, Poo Welch • NCAA Midwest Regional Semifinals

Table with columns for year, score, opponent, and location. Includes entries for 1971-1974 and Texas A&M.

NCAA Tournament Midwest Region - Houston 18/ M13 W 77-69 New Mexico State NCAA Tournament Midwest Regional - Wichita, Kan. 14/ M18 L 77-78 vs. #4/ Kansas 14/ M20 W 119-106 vs. #12/ Notre Dame

1 - Bluebonnet Classic (Houston); 2 - Jayhawk Classic (Lawrence, Kan.); 3 - Trojan Classic (Los Angeles)

1971-72 (20-7)

Captain: Dwight Davis

• NCAA Midwest Region First Round

Table with columns for year, score, opponent, and location. Includes entries for 1971-1974 and Texas A&M.

NCAA Tournament Midwest Region - Las Cruces, N.M. 19/ M11 L 74-85 vs. Texas

1 - Later won by forfeit; 2 - Bluebonnet Classic (Houston); 3 - Played at Houston Astrodome Home games played at Hofheinz Pavilion (Houston)

1972-73 (23-4)

Captains: Jerry Bonney, Steve Newsome

• NCAA Midwest Region First Round

Final Rankings: 13th (AP) • 18th (UPI)

Table with columns for year, score, opponent, and location. Includes entries for 1973-1974 and Texas A&M.

NCAA Tournament Midwest Region First Round - Wichita, Kan. 7/ M10 L 89-102 #14/ Louisiana-Lafayette (3)

1 - Sun Bowl Classic (El Paso, Texas); 2 - Bluebonnet Classic (Houston); 3 - Later won by forfeit

1973-74 (17-9)

Captains: Sidney Edwards, Donnell Hayes

Table with columns for year, score, opponent, and location. Includes entries for 1974-1976 and Texas A&M.

Table with columns for year, score, opponent, and location. Includes entries for 1975-1976 and Texas A&M.

1 - All-College Tournament (Oklahoma City, Okla.); 2 - Bluebonnet Classic (Houston)

1974-75 (16-10)

Captains: Maurice Presley, Louis Dunbar

Table with columns for year, score, opponent, and location. Includes entries for 1975-1976 and Texas A&M.

1 - Sugar Bowl Classic (New Orleans); 2 - Bluebonnet Classic (Houston)

1975-76 (17-11 • 7-9 SWC)

Captains: David Marrs, Otis Birdsong

Table with columns for year, score, opponent, and location. Includes entries for 1976-1977 and Texas A&M.

SWC Classic - Waco, Texas

F28 W 88-86 at Baylor SWC Classic - Dallas M4 L 69-80 vs. Texas Tech

1 - Holiday Classic (Las Vegas, Nev.); 2 - Bluebonnet Classic (Houston)

HISTORY



YEAR-BY-YEAR RESULTS

1976-77 (29-8 • 13-3 SWC)

Captains: Jim Perry, Otis Birdsong
• NIT Runner-Up

N28	W 96-69	Texas Lutheran
D1	W 101-92	at Lamar
D3	W 104-64	Biscayne
D6	L 85-100	at #10/ San Francisco
D11	W 124-67	Trinity
D13	W 103-83	Lamar
D17	W 100-78	Nevada (1)
D18	W 77-62	UC Santa Barbara (1)
D27	W 69-66	vs. Illinois (2)
D29	W 101-74	at Hawai'i (2)
D30	L 81-86	vs. #3/ San Francisco (2)
J2	L 83-96	at #8/ UCLA
J6	W 111-79	Houston Baptist
J8	L 70-81	* at #18/ Arkansas
J12	W 106-56	* Rice
J15	W 78-74	* at TCU
J18	W 95-81	* Texas
J22	W 78-71	* at Texas A&M
J24	W 111-89	* Baylor
J27	L 83-84 (OT)	* at Texas Tech
J29	W 103-102	* at SMU
F1	W 94-87	* Texas Tech
F5	L 80-82	* #14/ Arkansas
F8	W 109-73	* at Rice
F10	W 115-83	* SMU
F12	W 114-74	* TCU
F15	W 95-84	* at Texas
F19	W 116-83	* Texas A&M
F23	W 78-76	* at Baylor

SWC Classic – Houston
F26 W 111-67

SWC Classic – Houston
M3 W 96-77 vs. Texas A&M
M4 W 94-83 vs. Texas Tech
M5 L 70-84 vs. #7/ Arkansas

NIT – Houston
M9 W 83-82

NIT – New York
M14 W 91-90 (OT) vs. Illinois State
M17 W 82-76 vs. #11/ Alabama
M20 L 91-94 vs. St. Bonaventure

1 – Bluebonnet Classic (Houston);
2 – Rainbow Classic (Honolulu)

1977-78 (25-8 • 11-5 SWC)

Captains: Charles Thompson, Cecile Rose
• NCAA Midwest Region First Round
• SWC Tournament Champions
• Final Rankings: 14th (AP) • 16th (UPI)

N28	W 85-81	Texas-Pan American
D1	W 88-87	at Auburn
D3	W 96-72	Louisiana-Lafayette
D7	W 118-69	Texas Lutheran
D9	L 80-81	at Arizona
D10	L 78-79	at Arizona State
D12	W 133-98	Southwestern
D16	W 100-75	Xavier (1)
D17	W 137-94	North Texas (1)
D21	W 104-68	at Hawai'i
D23	W 110-83	at Hawai'i-Hilo
J5	W 103-51	Houston Baptist
J8	L 65-84	* at #3/ Arkansas
J10	L 89-100	* Texas
J12	W 80-73	* at Texas A&M
J14	W 79-63	* at TCU
J17	W 100-89	* Baylor
J21	W 96-74	* Rice
J23	L 75-76	* at SMU
J28	W 84-71	* Texas Tech
J30	L 72-73	* at #15/ Texas
F1	W 93-55	* TCU
F4	W 94-89	* Texas A&M
F7	L 69-70	* at Baylor
F11	W 87-62	* at Rice
F13	W 95-55	* SMU
F15	W 81-77	* at Texas Tech
F18	W 84-75	* #1/ Arkansas

SWC Classic – Houston
F25 W 108-67

SWC Classic – Houston
M2 W 93-82 vs. Texas Tech
M3 W 70-69 vs. #4/ Arkansas
M4 W 92-90 vs. #12/ Texas

NCAA Tournament Midwest Region – Tulsa, Okla.
#14/ M12 L 77-100 vs. #10/ Notre Dame

1 – Bluebonnet Classic (Houston)

1978-79 (16-15 • 6-10 SWC)

Captains: Ken Ciolli, George Walker

N27	L 73-77	Nevada
N30	L 80-88	at #12/ USC
D4	W 120-60	St. Mary's (Texas)
D6	W 102-86	Hardin-Simmons
D15	W 107-95	Texas-Pan American (1)
D16	W 105-92	Louisiana-Lafayette (1)
D20	W 89-79	at Texas-Pan American
D23	W 100-85	at Alaska-Anchorage
D25	W 94-81	at Alaska-Anchorage
D29	L 67-80	at Minnesota (2)
D30	L 77-84	vs. BYU (2)
J3	W 111-79	Texas Lutheran
J6	L 61-62	* #14/ Arkansas
J8	L 57-75	* Texas
J10	L 43-69	* #11/ Texas A&M
J13	W 95-66	* TCU
J16	L 77-85	* at Baylor
J20	W 101-75	* at Rice
J22	W 82-78	* SMU
J24	L 68-70	* at Texas Tech
J28	L 53-79	* at #17/ Texas
J30	L 71-77	* at TCU
F3	L 58-66	* at #12/ Texas A&M
F6	L 77-80	* Baylor
F10	W 75-72	* Rice
F12	W 101-94	* at SMU
F15	W 103-89	* Texas Tech
F17	L 58-78	* at #11/ Arkansas

SWC Classic – Houston
F24 W 74-67

SWC Classic – Houston
M1 W 83-82 vs. Baylor
M2 L 65-70 vs. #14/ Texas

1 – Bluebonnet Classic (The Summit, Houston);
2 – Pillsbury Classic (Minneapolis, Minn.)

1979-80 (14-14 • 8-8 SWC)

Captains: Kenneth Williams, Byron Gibson

N30	W 74-72	Arizona
D3	L 65-78	Arizona State
D5	L 82-83	Texas A&I
D11	W 126-78	Texas Lutheran
D15	W 83-80 (OT)	at New Mexico (1)
D16	L 75-78	vs. #16/ Georgetown (1)
D21	W 99-89	Niagara (2)
D22	L 85-86 (OT)	USC (2)
D28	L 65-78	at UTEP (3)
D29	W 83-75	vs. Alabama (3)
J3	W 78-70	* Rice
J5	L 70-77	* at Texas Tech
J8	L 73-99	* Texas
J12	W 96-81	* SMU
J19	L 57-60	* at Arkansas
J22	L 69-71	* at TCU
J26	W 82-71	* Baylor
J28	L 79-92	* at Texas A&M
J30	W 75-63	* Texas Tech
F2	W 71-70	* at SMU
F4	L 82-84	* at Texas
F9	W 90-84 (30T)	* Arkansas
F12	W 87-59	* TCU
F16	W 60-58	* at Baylor
F19	L 74-81	* at Rice
F22	L 72-82	* Texas A&M

SWC Postseason Classic – Houston
F25 W 92-80 Rice

SWC Postseason Classic – San Antonio, Texas
F28 L 47-67 vs. Texas

1 – Cage Classic (Albuquerque, N.M.);
2 – Bluebonnet Classic (The Summit, Houston);
3 – Sun Carnival Tournament (El Paso, Texas)

1980-81 (21-9 • 10-6 SWC)

Captains: By Game

• NCAA East Region First Round
• SWC Tournament Champions

N28	W 112-86	Texas A&I
D1	W 71-54	USC
D6	L 74-76	at Biscayne
D9	W 93-84	Texas Wesleyan
D13	W 84-70	Texas-Pan American
D16	W 94-81	Pepperdine
D19	W 88-58	Army (1)
D20	W 70-61	Wyoming (1)
D23	W 86-71	Nevada
D27	L 78-79	at Alaska-Anchorage

J3	W 62-57	* at Rice
J6	W 73-70	* Texas Tech
J10	W 91-71	* at Texas
J13	L 70-72 (30T)	* at SMU
J17	W 70-64	* Lamar
J19	W 57-54	* Arkansas
J24	W 68-59	* TCU
J26	W 53-51	* at Baylor
J28	W 76-71	* Texas A&M
J31	L 70-81	* at Texas Tech
F3	W 79-64	* SMU
F7	W 75-59	* Texas
F14	L 55-70	* at Arkansas
F17	L 77-78 (40T)	* at TCU
F21	L 68-70	* Baylor
F24	W 63-55	* Rice
F28	L 77-78	* at Texas A&M

SWC Classic – San Antonio, Texas
M6 W 73-53 vs. TCU
M7 W 84-59 vs. Texas

NCAA Tournament East Region – Charlotte, N.C.
M13 L 72-90 vs. Villanova

1 – Kettle Classic (Houston)

1981-82 (25-8 • 11-5)

Captains: Lynden Rose, Eric Davis
• NCAA Final Four
• NCAA Midwest Regional Champions

N30	W 84-73	West Texas A&M
D4	L 85-87 (OT)	at Seton Hall
D6	W 106-74	Biscayne
D8	W 145-78	Texas Lutheran
D12	W 105-69	UTSA
D15	W 74-68	UC Santa Barbara
D18	W 96-49	Mississippi State (1)
D19	W 62-52	#6/ Iowa (1)
#18/ D28	W 59-58	vs. Purdue (2)
#18/ D29	W 73-69	vs. LSU (2)
#18/ J4	W 63-61	* Rice
#14/ J9	W 78-68	* at Texas Tech
#10/ J12	L 83-95	* #19 Texas
#10/ J16	L 66-67	* SMU
#19/ J23	L 66-67	* at #15/ Arkansas
J26	L 82-85	* at TCU
J30	W 99-78	* Baylor
F1	L 77-95	* at Texas A&M
F3	W 83-80	* Texas Tech
F6	W 73-71 (OT)	* at SMU
F8	W 77-63	* at #12/ Texas
F13	W 55-53	* #8/ Arkansas
F16	W 74-65	* TCU
F20	W 78-74	* at Baylor
F23	W 75-69	* at Rice
F27	W 96-93	* Texas A&M

SWC Classic – Dallas
M5 W 89-76 vs. Texas A&M
M6 L 69-84 vs. #14/ Arkansas

NCAA Tournament Midwest Region – Tulsa, Okla.
M11 W 94-84 vs. Alcorn State
M13 W 78-74 vs. #10/ Tulsa

NCAA Tournament Midwest Regional – St. Louis
M19 W 79-78 vs. #5/ Missouri
M21 W 99-92 vs. Boston College

NCAA Tournament Final Four – New Orleans
M27 L 63-68 vs. #1/ North Carolina

1 – Kettle Classic (Houston);
2 – Sugar Bowl Classic (New Orleans)

1982-83 (31-3 • 16-0 SWC)

Captains: David Bunce, Larry Micheaux,
David Rose, Bryan Williams
• NCAA National Runner-Up
• NCAA Final Four
• NCAA Midwest Regional Champions
• SWC Champions
• SWC Tournament Champions
• Final Rankings: 1st (AP) • 1st (UPI)

#14/ N26	W 104-63	Arizona (1)
#14/ N28	W 106-72	Lamar (1)
#11/ D1	W 74-65	Mississippi State
#11/ D4	W 78-59	at Biscayne
#9/ D8	W 77-65	Auburn
#9/ D11	L 87-92	at Syracuse
#14/ D16	L 63-72	vs. #1/ Virginia (2)
#14/ D17	W 82-57	vs. Utah (2)
#19/ D27	W 93-92	at Pepperdine

#18/ J2	W 112-58	Pacific
#19/ J4	W 84-61	* Texas A&M
#19/ J8	W 105-71	* SMU
#19/ J10	W 79-78	Louisiana-Lafayette
#16/ J12	W 54-51	* at TCU
#16/ J15	W 77-52	* at Texas
#16/ J17	W 98-73	* Texas Tech
#14/ J22	W 75-60	* #4/ Arkansas
#9/ J26	W 76-40	* at Rice
#8/ F2	W 86-69	* Baylor
#8/ F5	W 86-66	* at Texas A&M
#6/ F9	W 85-68	* at SMU
#6/ F12	W 74-66	* TCU
#4/ F15	W 106-63	* Texas
#4/ F19	W 84-75	* at Texas Tech
#2/ F26	W 86-52	* Rice
#1/ M3	W 74-66	* at #5/ Arkansas
#1/ M5	W 93-64	* at Baylor

SWC Classic – Dallas
#1/ M11 W 75-59 vs. SMU
#1/ M12 W 62-59 vs. TCU

NCAA Tournament Midwest Region – Houston
#1/ M19 W 60-50 vs. Maryland

NCAA Tournament Midwest Regional – Kansas City, Mo.
#1/ M25 W 70-63 vs. #17/ Memphis
#1/ M27 W 89-71 vs. #13/ Villanova

NCAA Tournament Final Four – Albuquerque, N.M.
#1/ A2 W 94-81 vs. #2/ Louisville

NCAA Tournament National Championship – Albuquerque, N.M.
#1/ A4 L 52-54 vs. #16/ NC State

1 – Kettle Classic (Houston);
2 – Suntory Classic (Tokyo)

1983-84 (32-5 • 15-1 SWC)

Captains: Hakeem Olajuwon, Michael Young
• NCAA National Runner-Up
• NCAA Final Four
• NCAA Midwest Regional Champions
• SWC Champions
• SWC Tournament Champions
• Final Rankings: 5th (AP) • 5th (UPI)

#3/4 N19	L 64-76	vs. NC State (1)
#3/4 N26	W 91-76	#17/19 Kansas
#8/ N30	W 68-62	at Mississippi State
#8/ D3	W 69-51	Biscayne
#6/6 D6	W 100-91	at #9/ LSU
#6/6 D10	W 71-55	St. Mary's (Texas)
#3/3 D16	W 92-71	Stetson (2)
#3/3 D17	W 65-40	Pinceton (2)
#3/3 D19	W 129-65	Texas Lutheran
#3/3 D21	W 89-79	at UC Santa Barbara
#3/3 D25	W 76-73	vs. #10/8 Louisiana (3)
#3/3 D26	L 61-68	vs. Fresno State (3)
#7/5 J5	W 60-59	* at SMU
#7/5 J7	W 81-67	* TCU
#7/5 J10	W 69-58	* Texas
#7/5 J12	W 88-66	* at Texas Tech
#7/5 J14	W 70-64	* at Texas A&M
#4/5 J20	W 72-42	* Rice
#4/5 J22	L 67-74	at #3/3 Kentucky
#7/6 J28	W 84-58	* at Baylor
#6/5 F2	W 87-65	* Texas A&M
#6/5 F4	W 76-57	* SMU
#6/5 F9	W 76-60	* at TCU
#5/4 F11	W 74-63	* at Texas
#4/4 F16	W 78-53	* Texas Tech
#4/4 F18	W 74-65	Virginia
#3/3 F22	W 70-54	* Rice
#3/3 F26	W 64-61	* #11/11 Arkansas
#2/2 F19	W 80-65	* Baylor
#2/2 M4	L 68-73	* at #12/12 Arkansas

SWC Classic – Houston
#5/5 M10 W 53-50 vs. Rice
#5/5 M11 W 57-56 vs. #8/8 Arkansas

NCAA Tournament Midwest Region – Memphis, Tenn.
#5/5 M17 W 77-69 vs. Louisiana Tech

NCAA Tournament Midwest Regional – St. Louis, Mo.
#5/5 M23 W 78-71 vs. #16/ Memphis
#5/5 M25 W 68-63 vs. #19/ Wake Forest

NCAA Tournament Final Four – Seattle, Wash.
#5/5 M31 W 49-47 (OT) vs. Virginia

NCAA Tournament National Championship – Seattle
#5/5 A2 L 75-84 vs. #2/2 Georgetown

1 – Hall of Fame Classic (Springfield, Mass.);
2 – Kettle Classic (Houston);
3 – Chaminade Classic (Honolulu)



YEAR-BY-YEAR RESULTS

1984-85 (16-14 • 8-8 SWC)

Captains: Eric Dickens, Reid Gettys • NIT First Round

Table of basketball results for 1984-85 season, listing games, scores, and opponents.

1 - IPTAY Tournament (Clemson, S.C.); 2 - Kettle Classic (Houston)

1985-86 (14-14 • 8-8)

Captains: Alvin Franklin, Renaldo Thomas

Table of basketball results for 1985-86 season, listing games, scores, and opponents.

1 - Played at Capital Centre (Landover, Md.); 2 - Blade Classic (Toledo, Ohio)

PAT FOSTER

1986-93 • 142-73

1986-87 (18-12 • 9-7 SWC)

Captains: Greg Anderson, Rickie Winslow • NCAA Southeast Region First Round

Table of basketball results for 1986-87 season, listing games, scores, and opponents.

Table of basketball results for 1987-88 season, listing games, scores, and opponents.

SWC Classic - Dallas; NCAA Tournament Southeast Region First Round - Atlanta

1 - Cactus Classic (Tempe, Ariz.); 2 - Sugar Bowl Classic (New Orleans)

1987-88 (18-13 • 10-6)

Captains: Rolando Ferreira, Richard Hollis • NIT Second Round

Table of basketball results for 1987-88 season, listing games, scores, and opponents.

SWC Classic - Dallas; NIT First Round - Houston; NIT Second Round - Fort Collins, Colo.

1 - Spindletop Classic (Beaumont, Texas)

1988-89 (17-14 • 8-8 SWC)

Captain: Richard Hollis

Table of basketball results for 1988-89 season, listing games, scores, and opponents.

Table of basketball results for 1989-90 season, listing games, scores, and opponents.

SWC Classic - Dallas; 1 - Rainbow Classic (Honolulu)

1989-90 (25-8 • 13-3 SWC)

Captains: Chris Morris, Craig Upchurch • NCAA Southeast Region First Round

Table of basketball results for 1989-90 season, listing games, scores, and opponents.

SWC Classic - Dallas; NCAA Tournament Southeast Region First Round - Knoxville, Tenn.

1 - Preseason NIT; 2 - Holiday Classic (Tampa, Fla.)

1990-91 (18-11 • 10-6 SWC)

Captain: Darrell Mickens • NIT First Round

Table of basketball results for 1990-91 season, listing games, scores, and opponents.

Table of basketball results for 1991-92 season, listing games, scores, and opponents.

1 - Tournament of Champions (Charlotte, N.C.); 2 - Played at St. Petersburg, Fla.

1991-92 (25-6 • 11-3 SWC)

Captains: Craig Upchurch, Derrick Daniels • NCAA Midwest Region First Round • SWC Co-Champions • SWC Tournament Champions

Table of basketball results for 1991-92 season, listing games, scores, and opponents.

SWC Classic - Dallas; NCAA Tournament Midwest Region First Round - Milwaukee

1 - Disneyland Freedom Bowl Classic (Irvine, Calif.)

1992-93 (21-9 • 9-5 SWC)

Captains: Charles Outlaw, Derrick Smith • NIT First Round

Table of basketball results for 1992-93 season, listing games, scores, and opponents.



YEAR-BY-YEAR RESULTS

ALVIN BROOKS 1993-98 • 54-84

1993-94 (8-19 • 5-9 SWC)

Captains: Anthony Goldwire, Rafael Carrasco

N27	W 69-53	Akron
N30	L 65-71	Missouri State
D3	L 67-77	vs. Long Beach State (1)
D4	W 96-74	vs. Lehigh (1)
D7	L 71-73	at Stephen F. Austin
D10	L 90-114	vs. #11/ Purdue (2)
D20	L 72-93	#9/ UCLA
D23	L 66-78	at Wyoming
D30	L 69-89	DePaul
J3	L 76-84	Drake
J12	L 76-87	* TCU
J15	L 68-77	* at Texas Tech
J19	L 60-67	* Texas A&M
J22	L 81-85	* at Baylor
J26	L 64-70	* at SMU
J29	L 78-110	* Texas
F2	L 83-85 (OT)	at UTSA
F5	W 69-67	* at Rice
F8	L 86-95	* at TCU
F12	W 76-64	* Texas Tech
F16	L 87-93	* at Texas A&M
F19	W 87-82 (OT)	* Baylor
F24	W 89-80	SMU
F26	L 70-88	* at Texas
M1	W 95-81	Lamar
M5	W 78-76	* Rice
SWC Classic – Dallas		
M10	L 86-110	vs. Texas Tech

1 – Hawkeye Classic (Iowa City, Iowa);
2 – Played at Market Square Arena (Indianapolis, Ind.)

1994-95 (9-19 • 5-9 SWC)

Captain: Jessie Drain

N25	W 76-74	James Madison
N29	L 62-88	at Missouri State
D3	L 56-66	at Akron
D8	L 67-81	at #8/ Arizona
D10	L 89-95	USC
D17	L 58-64	at Lamar
D19	W 92-62	Houston Baptist
D21	W 83-76	McNeese State
D23	L 58-74	Tennessee
D30	L 66-85	Colorado
J3	L 77-96	at Memphis
J6	L 65-85	at Drake
J11	L 76-87	* Rice
J14	L 92-106	* at TCU
J18	L 66-84	* Texas Tech
J21	L 68-73	* at Texas A&M
J25	W 87-83	* Baylor
J28	W 73-71	* at SMU
F1	W 105-96 (OT)	* Texas
F8	W 73-67	* at Rice
F11	L 95-106	* TCU
F15	L 72-98	* at Texas Tech
F18	W 86-80	* Texas A&M
F22	L 89-97	* at Baylor
F28	L 82-96	* at Texas
M4	L 74-79	* SMU
SWC Classic – Dallas		
M9	W 80-77	vs. TCU
M10	L 79-94	vs. Texas Tech

1995-96 (17-10 • 10-3 SWC)

Captain: Kirk Ford

N25	W 91-59	Houston Baptist
N27	L 81-83 (OT)	at McNeese State
N29	W 94-90	at UTSA
D2	L 69-73	#4/ Arizona
D6	L 73-96	at USC
D9	L 74-77	at Colorado
D19	L 49-69	at Tennessee
D21	L 67-76	Mississippi
D28	W 98-64	Louisiana-Monroe
J2	W 88-66	Texas Lutheran
J6	W 69-67	#3/ Memphis
J8	W 63-62	* SMU
J13	W 76-74	* at Rice
J17	W 89-86	* TCU
J20	L 76-95	* at #25/ Texas Tech
J24	W 78-67 (OT)	* Texas A&M

J27	W 91-84	* at Baylor
F3	L 63-80	* at Texas
F5	W 97-72	at James Madison
F10	W 63-59	* Rice
F14	W 86-82	* at TCU
F17	L 84-93	* #12/ Texas Tech
F21	W 79-75	* at Texas A&M
F24	W 79-69	* Baylor
F28	W 62-59	* at SMU
M2	W 79-69	* Texas
SWC Classic – Dallas		
M7	L 57-62	vs. SMU

1996-97 (11-16 • 3-11 C-USA)

Captains: Anthony Knox, Damon Jones

N23	L 64-66	Arkansas-Pine Bluff
N27	W 87-60	Houston Baptist
N30	W 69-49	UTSA
D4	W 79-77 (2OT)	#21/ Tulsa
D7	L 71-93	at Mississippi
D13	L 65-72	vs. St. Mary's (Calif.) (1)
D14	W 89-69	at BYU (1)
D19	W 74-63	Delaware State
D21	W 74-73	Creighton
D28	L 80-83	at Louisiana-Monroe
D30	W 98-79	McNeese State
J4	W 74-72	at Creighton
J11	L 66-69	* UAB
J15	L 78-92	* at #10/ Louisville
J18	W 78-76	* DePaul
J22	W 94-74	* USF
J25	L 51-56	* at Saint Louis
J29	L 68-78	* at Charlotte
F6	L 64-81	* at Southern Miss
F8	L 77-102	* Charlotte
F12	W 72-67 (OT)	* Memphis
F15	L 66-70	* #17/ Louisville
F18	L 64-97	* at #11/ Cincinnati
F23	L 77-81	* Tulane
F26	L 72-85	* at Memphis
M2	L 67-76	* at Marquette
C-USA Tournament – St. Louis		
M5	L 54-55	vs. UAB

1 – BYU Cougar Classic (Provo, Utah)

1997-98 (9-20 • 2-14 C-USA)

Captains: Shamahn McBride, Galen Robinson

N18	W 73-55	Arkansas-Pine Bluff
N24	W 67-64	at Sam Houston State
N29	W 61-57	at Tulsa
D1	W 73-69	Centenary
D4	W 57-43	Sacramento State
D6	W 91-82	at McNeese State
D9	W 54-51	California
D19	L 61-82	vs. Santa Clara (1)
D20	L 69-85	vs. Texas Southern (1)
D27	L 71-89	at #14/ Texas
D30	L 50-72	at LSU
J4	L 68-81	* Cincinnati
J8	L 43-63	* at Southern Miss
J10	L 53-86	#9/ Purdue
J15	L 47-67	* at Saint Louis
J18	L 59-71	* at Tulane
J24	W 65-59	* DePaul
J26	L 64-65	* USF
J29	W 70-62	* Tulane
J31	L 61-78	at UAB
F5	L 63-76	* Memphis
F7	L 67-72	* Southern Miss
F12	L 69-72	* Louisville
F14	L 52-70	* at Marquette
F19	L 56-73	* at USF
F21	L 70-104	* UAB
F26	L 76-89	* at Memphis
F28	L 75-105	* at Charlotte
C-USA Tournament – Cincinnati		
M4	L 57-73	vs. Southern Miss

1 – Nike Festival (Honolulu)

CLYDE DREXLER 1998-00 • 19-39

1998-99 (10-17 • 5-11 C-USA)

Captains: Gee Gervin, Roy Spears

N17	W 71-69	Texas
N21	L 64-69	at Rice
N23	L 63-67	Sam Houston State
N28	W 72-71	IUPUI
N30	W 67-55	LSU
D3	L 72-87	at California
D5	W 63-61	at Sacramento State
D12	L 73-100	at NC State
D22	L 78-115	* at #4/3 Cincinnati
D28	W 79-67	vs. Portland State (1)
D29	L 69-84	at #15/17 New Mexico
J3	L 82-93	* at DePaul
J7	W 64-57	* Southern Miss
J9	L 78-116	* at UAB
J13	L 61-69	* Saint Louis
J17	W 83-81	* Memphis
J21	L 57-74	* at Southern Miss
J23	L 84-89	* at Tulane
J30	L 67-82	* USF
F4	L 82-90	* UAB
F6	W 79-76	* at Memphis
F11	W 73-68	* at USF
F13	W 76-62	* Tulane
F16	L 78-106	* at Louisville
F23	L 66-68	* Charlotte
F27	L 62-65	* Marquette
C-USA Tournament – Birmingham, Ala.		
M3	L 51-75	vs. Charlotte

1 – Played at Albuquerque, N.M.

1999-00 (9-22 • 2-14 C-USA)

Captains: Gee Gervin, Roy Spears

N18	W 81-59	at Alaska-Fairbanks (1)
N20	L 70-95	vs. California (1)
N21	W 93-92	vs. George Washington (1)
N27	L 80-94	SMU
D3	L 65-73	vs. Ohio (2)
D4	W 84-80	vs. Texas Southern (2)
D7	W 84-71 (OT)	Rice
D11	W 90-72	Valparaiso
D15	L 81-82	at Louisiana-Monroe
D18	L 75-83	at Georgetown
D21	W 72-70	Sacramento State
D30	L 76-82	#2/ Connecticut
J2	L 80-90	at #18/ Texas
J5	L 76-82	* at Southern Miss
J8	W 75-74	* Tulane
J12	L 74-92	* at Charlotte
J16	L 68-77	* #21/ DePaul
J22	W 98-89	* at Memphis
J26	L 77-87	* at USF
J29	L 75-78	* at Tulane
F2	L 87-90	* UAB
F5	L 61-65	* at Marquette
F12	L 70-82	* at Saint Louis
F17	L 65-77	* #1/ Cincinnati
F19	L 74-81	* USF
F23	L 81-84	* Memphis
F26	L 66-69	* at UAB
M1	L 65-67	* Southern Miss
M4	L 74-88	* Louisville
C-USA Tournament – Memphis, Tenn.		
M8	W 77-75	vs. Marquette
M9	L 69-76	vs. Tulane

1 – Top of the World Classic (Fairbanks, Ala.);
2 – Hawkeye Challenge (Iowa City, Iowa)

RAY MCCALLUM 2000-04 • 44-73

2000-01 (9-20 • 6-10 C-USA)

Captain: George Williams

N16	L 53-59	vs. Air Force (1)
N17	W 77-52	vs. Mount St. Mary's (1)
N21	L 45-65	at Rice
N25	W 73-59	Texas State
N28	L 59-61	LSU
N30	L 60-72	at #16/ Connecticut
D17	L 69-94	at SMU

D20	L 60-71	Texas
D23	L 68-71	Texas Southern
D27	W 69-64	vs. Southeast Missouri St. (2)
D28	L 67-75	at UTEP (2)
D31	L 63-79	#21/ Georgetown
J6	L 78-86	* Memphis
J10	W 67-65	* UAB
J17	L 67-79	* at Louisville
J20	L 68-72	* at Memphis
J24	L 51-72	* at Southern Miss
J27	L 68-93	* USF
J31	L 53-65	* at UAB
F4	W 73-72	* Charlotte
F7	L 78-90	* at DePaul
F14	L 58-62	* Southern Miss
F17	L 60-79	* at USF
F19	W 71-51	* Saint Louis
F21	W 81-76	* at Tulane
F24	L 50-85	* at Cincinnati
F28	W 66-64	* Marquette
M3	W 80-67	* Tulane
C-USA Tournament – Louisville, Ky.		
M7	L 67-78	vs. Saint Louis

1 – BCA Classic (Winston-Salem, N.C.);
2 – Sun Classic (El Paso, Texas)

2001-02 (18-15 • 9-7 C-USA)

Captain: George Williams

• NIT Opening Round

N19	L 60-71	vs. 5/4 UCLA (1)
N20	L 78-95	vs. 4/3 Kansas (1)
N21	W 76-73	vs. Chaminate (1)
N29	W 62-61	Rice
D2	W 75-69	North Texas
D4	W 82-79	at Texas Southern
D14	L 64-71	Texas Tech (2)
D16	W 89-62	Texas State
D20	L 69-73	at LSU
D23	L 66-67	NC State
D30	W 91-90	Tennessee State
J5	L 64-67	* at Saint Louis
J7	W 69-66	* at Tulane
J12	L 63-79	* #10/12 Cincinnati
J15	W 82-71 (OT)	* TCU
J17	W 99-83	at Prairie View A&M
J19	W 80-71	* at UAB
J23	W 74-66	* Southern Miss
J26	L 66-84	* Memphis
J29	L 66-78	at San Diego State
F2	L 68-83	* Charlotte
F5	W 68-60	* at Southern Miss
F9	L 68-87	* at TCU
F12	W 91-75	* USF
F16	W 76-73	* at Memphis
F19	W 85-81 (OT)	* Tulane
F23	L 46-63	* at East Carolina
F26	L 57-88	* at USF
M2	W 76-72	* UAB
C-USA Tournament – Cincinnati		
M6	W 58-49	vs. East Carolina
M7	W 80-74	vs. Memphis
M8	L 73-85	vs. #13/10 Marquette
NIT – Nashville, Tenn.		
M13	L 50-59	at Vanderbilt

1 – Maui Invitational (Lahaina, Maui);
2 – Played at Compaq Center (Houston)

2002-03 (8-20 • 6-10 C-USA)

Captain: Louis Truscott

N23	L 75-78	Prairie View A&M
N27	L 53-71	at Rice
N30	L 60-62	vs. Baylor (1)
D4	W 56-47	UTEP
D7	W 60-59	UT Arlington
D9	L 59-68	at Texas State
D21	L 61-71	San Diego State
D23	L 61-85	Washington
J1	L 48-62	at #25/22 Texas Tech
J4	L 56-72	Louisiana-Lafayette
J8	L 51-80	at LSU
J11	L 50-63	* UAB
J18	W 72-59	* Saint Louis
J22	L 66-77	* at Memphis
J25	W 76-75	* vs. Southern Miss (2)
J29	W 59-57	* USF
F1	W 61-56	* at TCU
F4	L 58-65	* Tulane

HISTORY



YEAR-BY-YEAR RESULTS

Table with 3 columns: Year, Score, Opponent. Includes games from 2003-04 to 2005-06.

1 - Space City Hoops Classic (Reliant Stadium, Houston)
2 - Played at Mississippi Gulf Coast Coliseum (Biloxi, Miss.)

2003-04 (9-18 - 3-13 C-USA)

Table with 3 columns: Year, Score, Opponent. Includes C-USA Tournament - Louisville, Ky. and NIT Opening Round.

TOM PENDERS
2004-10 - 121-77

2004-05 (18-14 - 9-7 C-USA)

Table with 3 columns: Year, Score, Opponent. Includes C-USA Tournament - Memphis, Tenn. and NIT Opening Round Game - Wichita, Kan.

1 - Guardians Classic First and Second Rounds (Columbia, Mo);
2 - Guardians Classic Championship Rounds (Kansas City, Mo.)

2005-06 (21-10 - 9-5 C-USA)

Table with 3 columns: Year, Score, Opponent. Includes Captains: Brian Latham, Lanny Smith and NIT Second Round.

2006-07 (18-15 - 10-6 C-USA)

Table with 3 columns: Year, Score, Opponent. Includes Captains: Oliver Lafayette, Jahmar Thorpe and NIT Second Round - Springfield, Mo.

2007-08 (24-10 - 11-5 C-USA)

Table with 3 columns: Year, Score, Opponent. Includes Captains: Dion Dowell, Marcus Malone, Robert McKiver, Lanny Smith, Tafari Toney.

Table with 3 columns: Year, Score, Opponent. Includes Captains: DaShaun Williams, Aubrey Coleman, Kelvin Lewis and College Basketball Invitational First Round.

2008-09 (21-12 - 10-6 C-USA)

Table with 3 columns: Year, Score, Opponent. Includes Captains: DaShaun Williams, Aubrey Coleman, Kelvin Lewis and College Basketball Invitational First Round.

2009-10 (19-16 - 7-9 C-USA)

Table with 3 columns: Year, Score, Opponent. Includes Captains: Aubrey Coleman, Sean Coleman, Kelvin Lewis and NCAA Midwest Region First Round.

Table with 3 columns: Year, Score, Opponent. Includes C-USA Championship - Tulsa, Okla. and NCAA Tournament Midwest Region First Round.

1 - Carrs/Safeway Great Alaska Shootout (Anchorage, Alaska)

HISTORY