

WILSON WHITLEY
1976 LOMBARDI TROPHY WINNER



HISTORY & RECORDS

10 CONFERENCE CHAMPIONSHIPS • 1989 HEISMAN TROPHY • 1976 LOMBARDI TROPHY • 18 BOWL GAME APPEARANCES



INDIVIDUAL RECORDS

TOTAL OFFENSE

Most Plays

Game:	82	David Klingler vs. SMU (10/20/90)
Season:	704	David Klingler (1990)
Career:	2,037	Kevin Kolb (2003-06)

Most Yards

Game:	732	David Klingler vs. Arizona St. (12/1/90)
Season:	5,221	David Klingler (1990)
Career:	13,715	Kevin Kolb (2003-06)

Most Yards Per Play

Season (Min. 75 plays):	10.05 (965-96)	Anthony Alridge (2006)
Career (Min. 200 plays):	8.22 (3,247-395)	Chuck Weatherspoon (1987-90)

Most TDs Responsible For

Game:	11	David Klingler vs. E. Washington (11/17/90)
Season:	55	David Klingler (1990)
Career:	106	Kevin Kolb (2003-06)

RUSHING

Most Rushes

Game:	41	Joffrey Reynolds vs. ECU (11/9/02) vs. Louisville (11/30/02)
Season:	316	Joffrey Reynolds (2002)
Career:	743	Ketric Sanford (1996-99)

Most Yards Gained

Game:	300	Joffrey Reynolds vs. East Carolina (11/9/02)
In a Season Opener:	205	Anthony Alridge vs. Oregon (9/1/07)
Season:	1,757	Robert Newhouse (1971)
Career:	3,636	Ketric Sanford (1996-99)

Highest Average Per Rush

Game (Min. 10 att.):	19.9 (10-199)	Donn Hargrove vs. Detroit (10/9/53)
Season (Min. 70 att.):	10.1 (95-959)	Anthony Alridge (2006)
Career (Min. 200 att.):	8.2 (395-3,247)	Chuck Weatherspoon (1987-90)

Most Touchdowns Rushing

Game:	5	Antowain Smith vs. Southern Miss (11/9/96)
Season:	15	Jackie Battle (2006)
Career:	31	Jackie Battle (2003-06)

Most 100-Yard Games

Season:	10	Robert Newhouse (1971)
Career:	16	Robert Newhouse (1969-71)

Most Consecutive 100-Yard Games

Season:	7	Robert Newhouse, 1971 (10/15-11/27)
Career:	8	Robert Newhouse, 1969-71 (11/7/70- 9/25/71)

Most 200-Yard Games

Season:	3	Anthony Alridge (2007)
	3	Robert Newhouse (1971)
	3	Paul Gipson (1968)
Career:	4	Anthony Alridge (2005-07)
	4	Robert Newhouse (1969-71)
	4	Paul Gipson (1966-68)

Most Consecutive 200-Yard Games

Season:	2	Paul Gipson, 1968 (10/26-11/2)
Career:	2	Paul Gipson, 1966-68 (10/26/68-11/2/68)

Longest Rush

Game:	96 yards	Antowain Smith vs. Pittsburgh (9/14/96)
-------	----------	---

ALL-PURPOSE YARDAGE

(Yardage gained from rushing, receiving and all returns)

Most Plays

Game:	41	Joffrey Reynolds vs. ECU (11/9/02/41 rush)
Season:	335	Joffrey Reynolds (2002/316 rush; 19 rec)
Career:	873	Ketric Sanford (1996-99)

Most Yards

Game:	427	Donnie Avery vs. Rice (10-13-07) (346 rec.; 81 KOR)
Season:	2,391	Chuck Weatherspoon (1989) (1,146 rush; 735 rec.; 415 PR; 95 KOR)
Career:	5,817	Ketric Sanford (1996-99) (3,636 rush; 476 rec.; 1,705 KOR)

Highest Average Per Play

Season (Min. 50 plays):	22.9 (1,421-62)	Brandon Middleton (2003)
Career (Min. 100 plays):	21.0 (3,482-166)	Elmo Wright (1968-70)

KEVIN KOLB



PASSING

Highest Pass Efficiency Rating

Season (Min. 50 att.):	185.7	Rusty Clark (1968)
Career (Min. 200 att.):	145.1	Kevin Kolb (2003-06)

Most Attempts

Game:	76	David Klingler vs. SMU (10/20/90)
Season:	643	David Klingler (1990)
Career:	1,565	Kevin Kolb (2003-06)

Most Completions

Game:	48	David Klingler vs. SMU (10/20/90)
Season:	374	David Klingler (1990)
Career:	964	Kevin Kolb (2003-06)

Most Consecutive Completions

Game:	13	André Ware vs. Arkansas (10/28/89)
-------	----	------------------------------------

Highest Completion Percentage

Game (Min. 10 att.):	90.0 (9-10)	Delrick Brown vs. TCU (11/3/79)
Season (Min 100 att.):	68.5 (187-273)	Case Keenum (2007)
Career (Min 300 att.):	61.6 (964-1,565)	Kevin Kolb (2003-06)

Most Yards

Quarter:	340	André Ware vs. SMU (10/21/89)
Half:	517	André Ware vs. SMU (10/21/89)
Game:	716	David Klingler vs. Arizona State (12/1/90)
Season:	5,140	David Klingler (1990)
Career:	12,964	Kevin Kolb (2003-06)

Most Yards per Attempt

Season (Min. 50 att.):	11.2 (650-58)	Rusty Clark (1968)
Career (Min 150 att.):	8.4 (1,836-219)	Dick Woodall (1965-67)

Most 500-Yard Games

Season:	3	André Ware (1989)
Career:	4	David Klingler (1988-91)

Most 400-Yard Games

Season:	6	David Klingler (1990)
Career:	8	David Klingler (1988-91)

Most Consecutive 400-Yard Games

Season:	4	David Klingler (1990; 9/8-10/6)
Career:	4	David Klingler (1988-91)

Most Touchdown Passes

Quarter:	5	André Ware vs. SMU (10/21/89)
Game:	11	David Klingler vs. E. Washington (11/17/90)
Season:	54	David Klingler (1990)
Career:	91	David Klingler (1988-91)

Most Consecutive Games with a Touchdown Pass

Career:	18	André Ware (1988-91)
---------	----	----------------------

Most Interceptions Thrown

Game:	7	Bo Burris vs. Mississippi (10/22/66)
	7	Nick Eddy vs. USF (11/23/02)
Season:	21	Bo Burris (1966)
Career:	47	Jason McKinley (1997-2000)

Fewest Interceptions Thrown

Season:	3	Bobby Clatterback (1953/8 games)
	3	Delrick Brown (1977/10 games)
Career:	9	Delrick Brown (1977-79)

Consecutive Attempts without an Interception

Season:	191	Kevin Kolb (2006)
---------	-----	-------------------

Longest Pass Play

Game:	99 yards - three times	Terry Peel to Robert Ford vs. San Diego State (10/14/72) Terry Peel to Robert Ford vs. Syracuse (9/19/70) Bo Burris to Warren McVea vs. Washington State (9/23/66)
-------	------------------------	--

RECEIVING

Most Catches

Game:	19	Manny Hazard vs. TCU (11/4/89)
	19	Manny Hazard vs. Texas (11/11/89)
Quarter:	10	Orlando Iglesias vs. UAB (11/17/01-2nd Q)
Season:	142	Manny Hazard (1989)
Career:	272	Vincent Marshall (2003-06)

Most Consecutive Games Catching A Pass

Career:	50	Vincent Marshall (2003-06)
---------	----	----------------------------

Most Yards

Game:	326	Donnie Avery vs. Rice (10/13/07)
Season:	1,689	Manny Hazard (1989)
Career:	3,770	Vincent Marshall (2003-06)

Highest Average Per Catch

Game (Min. 3 rec.):	56.7 (3-170)	Ron Peters vs. Texas A&M (11/12/92)
Season (Min. 25 rec.):	27.9 (43-1,198)	Elmo Wright (1968)
Career (Min 75 rec.):	21.9 (153-3,347)	Elmo Wright (1968-70)



Most Touchdown Catches

Game:	5	Manny Hazard vs. Baylor (10/7/89)
Season:	22	Manny Hazard (1989)
Career:	34	Elmo Wright (1968-70)

Most 200-Yard Games

Season:	2	Elmo Wright (1968)
	2	Manny Hazard (1989)
	2	Jason Phillips (1988)
Career:	3	Elmo Wright (1968-70)
	3	Manny Hazard (1989-90)

SCORING

Most Points

Game:	36	Antowain Smith vs. Southern Miss (11/9/96)
Season:	134	Manny Hazard (1989)
Career:	423	Roman Anderson (1988-91)

Most Touchdowns

Game:	6	Antowain Smith vs. Southern Miss (11/9/96)
Season:	22	Manny Hazard (1989)
Career:	37	Chuck Weatherspoon (1987-90)

Consecutive Games Scoring A Touchdown

Season:	6 (12 TDs)	Manny Hazard (1989; 10/21-12/2)
Career:	7 (12 TDs)	Paul Gipson (1966-68; 11/4/67-10/14/68)
	7 (8 TDs)	Terald Clark (1978-80; 10/20/79-9/13/80)

KICK SCORING

Most Points

Game:	19	Mike Clendenen vs. Texas Tech (11/19/83)
Season:	131	Roman Anderson (1989)
Career:	423	Roman Anderson (1988-91)

Most PAT Made

Game:	13	Terry Leiweke vs. Tulsa (11/23/68)
Season:	65	Roman Anderson (1989)
Career:	213	Roman Anderson (1988-91)

Most PAT Attempted

Game:	14	Terry Leiweke vs. Tulsa (11/23/68)
Season:	66	Roman Anderson (1989)
Career:	216	Roman Anderson (1988-91)

Highest Percentage Of PAT Made

Season (Min 25 att):	100.0 (58-58)	Roman Anderson (1990)
	100.0 (56-56)	Dustin Bell (2002)
	100.0 (51-51)	Roman Anderson (1988)
	100.0 (32-32)	Kenny Hatfield (1979)
	100.0 (27-27)	Mike Clendenen (1983)
Career (Min 100 att):	98.6 (213-216)	Roman Anderson (1988-91)

Most Consecutive PAT Made

Career:	136	Roman Anderson (1989-91)
---------	-----	--------------------------

Most Field Goals Made

Game:	5	Mike Clendenen vs. SMU (10/20/84)
	5	vs. Texas Tech (11/19/83)
Season:	22	Roman Anderson (1989)
Career:	70	Roman Anderson (1988-91)

Most Field Goals Attempted

Game:	6	Roman Anderson vs. Temple (9/30/89)
Season:	36	Roman Anderson (1989)
Career:	101	Roman Anderson (1988-91)

Highest Percentage Of Field Goals Made

Season (Min. 14 atts.):	85.7 (12-14)	Dustin Bell (2002)
-------------------------	--------------	--------------------

Career (Min. 30 atts.):

71.2 (37-52)	Chip Browndyke (1985-87)
--------------	--------------------------

Longest Field Goal Made

Game:	53	Roman Anderson vs. Texas A&M (11/26/91)
	53	Dustin Bell vs. Southern Miss (10/7/04)

Longest Field Goal Attempted

Game:	58	Roman Anderson vs. Baylor (10/7/89)
-------	----	-------------------------------------

Most Consecutive Field Goals Made

Season:	13	Roman Anderson (1988)
Career:	13	Roman Anderson (1988-91)

Most Consecutive Games With Made Field Goal

Season:	9	Roman Anderson (1988)
	9	Sebastian Villarreal (1997)
Career:	11	Sebastian Villarreal (1995-1997)

PUNTING

Most Punts

Game:	22	Roy Wallace vs. Texas State (11/22/47)
Season:	78	Roy Wallace (1947)
Career:	245	Simon Rodriguez (1986-89)

Highest Average Per Punt

Game (Min. 4 punts):	53.0 (6-318)	Alan Neveux vs. W. Texas St. (10/30/48)
Season (Min. 25):	43.6 (42-1,830)	Ken Hebert (1967)
Career (Min 45):	42.8 (105-4,492)	Robert Myers (1983-85)

Most Yards On Punts

Game:	746	Roy Wallace vs. Texas State (11/22/47)
Season:	3,147	Ken Hebert (1965)
Career:	9,789	Simon Rodriguez (1986-89)

Longest Punt

Game:	84 yards	Alan Neveux vs. North Texas (11/12/49)
-------	----------	--

Most 50-Yard Punts

Season:	21	Robert Myers (1985)
Career:	31	Ignacio Saucedo (1995-97)

PUNT RETURNS

Most Punt Returns

Game:	9	Joe Rust vs. Wyoming (11/24/73)
Season:	46	Chuck Weatherspoon (1989)
Career:	64	Don Bean (1966-67)

Most Yards On Punt Returns

Game:	199	Don Bean vs. Tulsa (11/5/66)
Season:	522	Don Bean (1967)
Career:	906	Don Bean (1966-67)

Highest Average Per Punt Return

Game:	39.8 (199-5)	Don Bean vs. Tulsa (11/5/66)
Season:	24.6 (172-7)	Ken Stegall (1955)
Career:	17.0 (323-19)	Ken Stegall (1953-55)

Most Touchdowns On Punt Returns

Game:	2	Don Bean vs. Tulsa (11/5/66)
Season:	3	Don Bean (1966)
Career:	5	Don Bean (1966-67)

Longest Punt Return

Game:	87 yards	Charles West vs. Southern Miss (11/9/96)
-------	----------	--

KICKOFF RETURNS

Most Kickoff Returns

Game:	7	James Dixon vs. Sam Houston St. (9/26/87)
Season:	33	James Dixon (1987)
Career:	68	Ketric Sanford (1996-99)

Most Yards On Kickoff Returns

Game:	217	James Dixon vs. Sam Houston St. (9/26/87)
Season:	903	James Dixon (1987)
Career:	1,705	Ketric Sanford (1996-99)

Highest Average Per Kickoff Return

Game:	37.3 (3-112)	Jimmie Wright vs. North Texas (09/27/80)
Season:	30.8 (9-277)	Ketric Sanford (1999)
Career:	27.3 (16-436)	Claude King (1957-59)

Most Touchdowns On Kickoff Returns

Game:	1 - 10 Times	(Last - Donnie Avery vs. East Carolina (9/29/07))
Season:	1 - 10 Times	(Last - Donnie Avery vs. East Carolina (9/29/07))
Career:	1 - 10 Times	(Last - Donnie Avery vs. East Carolina (9/29/07))

Longest Kickoff Return

Game:	100 yards	Ronnie Powladge vs. Detroit (11/2/63)
	100 yards	Ricky Wilson vs. Louisville (11/22/03)
	100 yards	Donnie Avery vs. East Carolina (9/29/07)

INTERCEPTION RETURNS

Most Passes Intercepted

Game:	5	Byron Beaver vs. Baylor (9/22/62)
Season:	12	Cornelius Price (1989)
Career:	16	Cornelius Price (1988-89)

Most Interception Return Yards

Game:	181	Johnny Jackson vs. Texas (11/7/87)
Season:	218	Johnny Jackson (1987)
Career:	325	Johnny Jackson (1986-88)

Most TDs On Interception Returns

Game:	3	Johnny Jackson vs. Texas (11/7/87)
Season:	3	Johnny Jackson (1987)
Career:	3	Johnny Jackson (1986-88)
	3	Cornelius Price (1988-89)

Longest Interception Return

Game:	100	Frank Ditta vs. San Jose State (10/2/71)
-------	-----	--

TACKLES

Most Tackles

Game:	26	Frank Ditta vs. Arizona State (9/18/71)
Season:	177	Frank Ditta (1971)
Career:	507	Ryan McCoy (1990-93)

Most Solo Tackles

Game:	19	Weedy Harris vs. Arkansas (10/23/82)
Season:	118	Gary McGuire (1986)
Career:	324	Gary McGuire (1984-87)

Most Assists


Game:	12	Frank Ditta vs. Arizona State (9/18/71)
Season:	90	Frank Ditta (1970)
Career:	228	Wade Phillips (1966-68)

Most Quarterback Sacks

Game:	6	Glenn Montgomery vs. Wyoming (11/12/88)
Season:	13	Mack Mitchell (1973)
	13	Craig Veasey (1989)
Career:	33	Mack Mitchell (1972-74)



TEAM RECORDS



ANDRÉ WARE

ALL-TIME

Wins & Losses

Most Consecutive Wins:	12 (11/4/89-11/3/90)
Most Consecutive Games without a Loss:	12 (11/4/89-11/3/90)
Most Consecutive Home Wins:	15 (10/29/88-8/31/91)
Most Consecutive Wins on the Road:	9 (11/14/87-9/23/89)
Most Consecutive Winning Seasons:	9 (1966-1974)
Most Consecutive Losses:	15 (10/28/00-12/1/01)

Scoring

Largest Margin of Victory:	94	UH 100, Tulsa 6 (11/23/68)
Largest Margin of Defeat:	56	UCLA 66, UH 10 (10/4/97)
Largest Margin of Defeat at Home:	41	Auburn 48, UH 7 (10/26/57)
Largest Margin of Defeat on the Road:	56	UCLA 66, UH 10 (10/4/97)
Most Points Scored:	100 vs. Tulsa (6) (11/23/68)	
Most Points Scored at Home:	100 vs. Tulsa (6) (11/23/68)	
Most Points Scored on the Road:	69 vs. UNLV (0) (9/2/89)	
Most Points Scored vs. UH:	66	UCLA 66, UH 10 (10/4/97)
	66	Louisville 66, UH 45 (11/22/03)
Most Points Scored vs. UH at Home:	65	Louisville (11/20/04)
Most Points Scored vs. UH on the Road:	66	UCLA 66, UH 10 (10/4/97)
	66	Louisville 66, UH 45 (11/22/03)
Most Consecutive Games Scoring:	93 (9/23/00- present)	

SINGLE-SEASON OFFENSE

Wins & Losses

Most Consecutive Wins:	9 (10/4/69-12/31/69)
Most Consecutive Games without a Loss:	9 (10/4/69-12/31/69)
Most Wins:	11 (1973 and 1979)
Most Ties:	2 (1969)
Most Shutout Wins:	2 - Nine Times (Last: 1989)
Most Consecutive Losses:	11 (9/1/01-12/1/01)
Most Shutout Losses:	5 (1947)
Most Consecutive Shutout Losses:	3 (1947)

Scoring

Most Points:	589 (1989)
Fewest Points:	96 (1947)
Most Touchdowns:	75 (1989)
Fewest Touchdowns:	14 (1947 and 1994)
Most Field Goals Made:	23 (1989)

Total Offense

Most Plays:	1,036 (2007)
Fewest Plays:	486 (1947)

Most Yards:	6,874 (1989)
Fewest Yards:	1,775 (1947)
Most Touchdowns:	70 (1989/15 Rush; 55 Pass)

Rushing

Most Attempts:	720 (1974)
Fewest Attempts:	210 (1989)
Most Net Yards:	3,798 (1973)
Fewest Net Yards:	776 (1987)
Most Touchdowns:	36 (1968)
Fewest Touchdowns:	6 (1994)
Highest Rushing Average per Game:	361.7 (1968/10)
Lowest Rushing Average per Game:	70.5 (1987/11)
Highest Average per Rush:	6.0 (1989/210-1,250)

Passing

Most Attempts:	694 (1989)
Fewest Attempts:	82 (1946)
Most Completions:	434 (1989)
Fewest Completions:	19 (1947)
Most Yards:	5,624 (1989)
Fewest Yards:	270 (1947)
Most Touchdowns:	55 (1989)
Most Interceptions:	24 (1991)
Fewest Interceptions:	5 (1955, 1977, 1993 and 2006)
Most Times Sacked:	52 (1991)

First Downs

Most First Downs:	333 (2007)
Fewest First Downs:	82 (1946 and 1947)
Most Rushing First Downs:	177 (1968)
Fewest Rushing First Downs:	54 (2000)
Most Passing First Downs:	208 (1990)
Fewest Passing First Downs:	16 (1950)
Most Penalty First Downs:	29 (1998)
Fewest Penalty First Downs:	3 (1954)

Kickoff Returns

Most Kickoff Returns:	58 (1994 and 2003)
Fewest Kickoff Returns:	13 (1952)
Most Kickoff Return Yards:	1,318 (2003)
Fewest Kickoff Return Yards:	226 (1952)
Highest Kickoff Return Average:	22.7 (2003/58-1,318)

Punt Returns

Most Punt Returns:	49 (1967)
Fewest Punt Returns:	9 (2001)
Most Yards:	548 (1967)
Fewest Yards:	65 (1979)
Highest Punt Return Average:	16.05 (1955/10)

Punting

Most Punts:	105 (1947)
Fewest Punts:	35 (1955 and 1968)
Most Yards:	3,369 (1947)
Fewest Yards:	1,198 (1958)
Highest Punting Average:	44.4 (1967)
Lowest Punting Average:	31.0 (1958)
Most Punts Had Blocked:	5 (1947)

Fumbles

Most Fumbles:	1 (1974)
Fewest Fumbles:	9 (1996)
Most Fumbles Lost:	32 (Four Times/Last 1983)
Fewest Fumbles Lost:	6 (1990 and 1996)

Penalties

Most Penalties:	129 (1989)
Fewest Penalties:	29 (1960)
Most Penalty Yards:	1,227 (1989)
Fewest Penalty Yards:	283 (1960)


SINGLE-SEASON DEFENSE

Scoring Defense

Fewest Points:	80 (1952)
Most Points:	468 (2003)
Fewest Touchdowns:	11 (1981)
Most Touchdowns:	62 (2003)

First Downs

Fewest First Downs:	91 (1947)
Most First Downs:	288 (1994)
Fewest Rushing First Downs:	52 (1966)
Most Rushing First Downs:	166 (1994)
Fewest Passing First Downs:	14 (1948)
Most Passing First Downs:	136 (1990)
Fewest Penalty First Downs:	3 (1949)
Most Penalty First Downs:	32 (1998)



GRADY TURNER

Total Defense

Fewest Plays:	523 (1953)
Most Plays:	966 (1990)
Fewest Yards:	2,076 (1967)
Most Yards:	5,725 (2003)

Rushing

Fewest Attempts:	334 (1958)
Most Attempts:	573 (1994 and 1986)
Fewest Net Yards:	943 (1946 and 1967)
Most Net Yards:	2,799 (1994)
Fewest Rushing Touchdowns:	5 (1981)
Most Rushing Touchdowns:	33 (2003)

Passing

Fewest Attempts:	111 (1948)
Most Attempts:	462 (1990)
Fewest Completions:	24 (1948)
Most Completions:	245 (1990)
Fewest Yards:	574 (1957)
Most Yards:	3,384 (1990)
Fewest Passing Touchdowns:	3 (1952, 1956 and 1957)
Most Passing Touchdowns:	27 (2003)
Most Quarterback Sacks:	48 (1989)

Interceptions

Most Passes Intercepted:	32 (1989)
Fewest Passes Intercepted:	3 (1994)
Most Interception Return Yards:	415 (1989)
Fewest Interception Return Yards:	20 (1994)
Most Interception Returns for Touchdowns:	6 (1987)



SINGLE-GAME OFFENSE

Scoring

Most Points:	100 vs. Tulsa (11/23/68)
Most Touchdowns:	12 vs. Tulsa (11/23/68)
Most Field Goals Made:	5 vs. Texas Tech (11/19/83) 5 vs. SMU (10/20/84)
Most PATs Made:	13 vs. SMU (11/23/68)
Most Points, Both Teams:	117 - TCU 62, UH 55 (10/25/03)
Most Points, First Quarter:	28 vs. Villanova (10/15/71) 28 vs. Tulsa (10/15/88) 28 vs. Eastern Washington (11/17/90)
Most Points, Second Quarter:	42 vs. Louisiana Tech (8/31/91)
Most Points, Third Quarter:	28 vs. Idaho (11/16/68)
Most Points, Fourth Quarter:	49 vs. Tulsa (11/23/68)
Most Points, First Half:	49 vs. Idaho (11/18/67)
Most Points, Second Half:	76 vs. Tulsa (11/23/68)

ORLANDO IGLESIAS



Total Offense

Most Plays:	105 vs. Tulane (10/11/03)
Fewest Plays:	41 vs. North Texas State (11/30/52) 41 vs. Memphis State (11/30/63) 41 vs. Auburn (9/19/64)
Most Yards:	1,021 vs. SMU (10/21/89)
Fewest Yards:	-21 vs. Texas State (11/22/47)
Most Touchdowns:	12 vs. Tulsa (11/23/68)

Rushing

Most Attempts:	86 vs. Rice (12/1/79)
Fewest Attempts:	11 vs. Rice (11/26/88)
Most Yards:	555 vs. Tulsa (11/23/68)
Fewest Yards:	-49 vs. Alabama (10/13/62)
Most Touchdowns:	9 vs. Rice (12/1/79)

Passing

Most Attempts:	81 vs. SMU (10/20/90)
Fewest Attempts:	0 vs. Texas State (11/22/46) 0 vs. West Texas A&M (9/27/46)
Most Completions:	53 vs. SMU (10/20/90)
Fewest Completions:	0 - Six Times (Last vs. Detroit/10/8/55)
Most Yards:	771 vs. SMU (10/21/89)
Fewest Yards:	0 - Six Times (Last vs. Detroit/10/8/55)
Most Interceptions:	7 vs. Ole Miss (10/22/66) 7 vs. USF (11/23/02)
Most Times Sacked:	11 vs. Texas A&M (10/26/91)

First Downs

Most First Downs:	37 vs. Tulsa (11/23/68)
Fewest First Downs:	1 vs. Hardin-Simmons (11/1/47) 1 vs. Auburn (9/16/64)
Most Rushing First Downs:	29 vs. Rice (12/1/79) 29 vs. Tulsa (11/23/68)
Fewest Rushing First Downs:	0 vs. Alabama (10/13/62)

Most Passing First Downs:	27 vs. Arizona State (12/1/90)
Fewest Passing First Downs:	0 vs. Hardin-Simmons (11/1/47) 0 vs. Auburn (9/16/64)
Most Penalty First Downs:	5 times - last vs. UCLA (9/19/98)

Kickoff Returns

Most Yards:	266 vs. Louisville (11/22/03)
-------------	-------------------------------

Punt Returns

Most Yards:	199 vs. Tulsa (11/5/66)
-------------	-------------------------

Punting

Most Punts:	25 vs. Texas State (11/22/47)
Fewest Punts:	0 - many times; last vs. Texas Southern (11/24/07)
Most Yards:	849 vs. Texas State (11/22/47)
Fewest Yards:	0 - many times; last vs. Texas Southern (11/24/07)
Most Punts Had Blocked:	2 vs. Texas (11/10/79)

Fumbles

Most Fumbles:	11 vs. Wichita State (10/1/49) 11 vs. Detroit (9/28/51)
Most Fumbles Lost:	8 vs. Wichita State (10/1/49)

Penalties

Most Penalties:	23 vs. Arizona State (9/23/89)
Fewest Penalties:	0 vs. Texas Tech (10/6/51) 0 vs. Florida State (11/12/60) 0 vs. Texas A&M (10/10/81)
Most Yards:	236 vs. Arizona State (9/23/89)
Fewest Yards:	0 vs. Texas Tech (10/6/51) 0 vs. Florida State (11/12/60) 0 vs. Texas A&M (10/10/81)

SINGLE-GAME DEFENSE

Scoring

Fewest Points:	0 - Many Times Last by Louisiana-Lafayette (9/18/99)
Most Points, First Quarter:	28 by Memphis (10/18/03)
Most Points, Second Quarter:	42 by Texas Tech (11/20/54)
Most Points, Third Quarter:	27 by Baylor (9/28/54)
Most Points, Fourth Quarter:	30 by Louisville (11/20/04)
Most Points, First Half:	48 by Texas Tech (11/20/54)
Most Points, Second Half:	42 by Mississippi (10/8/58)
Fewest Touchdowns:	0 - Many Times Last by Louisiana-Lafayette (9/18/99)
Most Touchdowns:	9 by Texas Tech (11/20/54) 9 by Michigan (9/26/92) 9 by UCLA (10/4/97) 9 by Louisville (11/22/03)



GLENN MONTGOMERY

First Downs

Fewest First Downs:	3 by Texas State (11/22/47)
Most First Downs:	37 by Louisville (11/22/03)
Fewest Rushing First Downs:	0 - Three Times Last by Mississippi State (10/15/66)
Most Rushing First Downs:	24 by Rice (11/26/94)
Fewest Passing First Downs:	0 - Many Times Last by Army (10/10/98)
Most Passing First Downs:	19 - Five Times Last by TCU (10/31/92)
Fewest Penalty First Downs:	0 - Many Times
Most Penalty First Downs:	11 by Minnesota (9/12/98)

Total Defense

Fewest Plays:	38 by Louisiana-Lafayette (10/8/49)
Most Plays:	101 by Texas (11/7/87)
Fewest Yards:	74 by Mississippi State (10/4/69)
Most Yards:	782 by TCU (10/25/03)

Rushing

Fewest Attempts:	17 by Louisville (10/25/97)
Most Attempts:	73 by Texas A&M (10/12/63)
Fewest Yards:	-20 by Mississippi State (10/4/69)
Most Yards:	445 by Louisville (11/22/03)
Most Touchdowns:	7 by Tulsa (10/13/51) 7 by Louisville (11/22/03)

Passing

Fewest Attempts:	2 by Texas A&M (10/12/57)
Most Attempts:	79 by TCU (11/3/90)
Fewest Completions:	0 - Twice; last by Tennessee (12/5/53)
Most Completions:	44 by TCU (11/3/90)
Fewest Yards:	0 - Twice; last by Tennessee (12/5/53)
Most Yards:	690 by TCU (11/3/90)
Most Touchdowns:	6 by Mississippi (9/17/60)
Most Quarterback Sacks:	16 vs. Wyoming (11/12/88)



JOHNNY JACKSON

Interceptions

Most Interceptions:	6 - Four times; last vs. Rice (11/28/81)
Most Interception Return Yards:	198 vs. Texas (11/7/87)
Most Interceptions Returned for TDs:	4 vs. Texas (11/7/87)



MISC. SINGLE-GAME RECORDS

OPPONENTS' INDIVIDUAL RECORDS

Rushing

Most Attempts:	41	Trevor Cobb, Rice (11/16/91)
Most Yards:	262	DeAngelo Williams, Memphis (10/2/04)
Highest Average Per Carry:	16.6 (10-166)	Fred Wendt, UTEP (9/25/48)
Most Touchdowns:	5 Times	Last by Art Brown, East Carolina (11/9/02)
Longest Rush:	97 yards (TD)	Dorsey Gibson, Oklahoma State (10/17/53)
	89 (TD)	Ben Cowins, Arkansas (10/23/76)
	87 (TD)	Tom Bailey, Tulsa (11/30/74)

Passing

Most Attempts:	79	Matt Vogler, TCU (11/3/90)
Most Completions:	44	Matt Vogler, TCU (11/3/90)
Most Yards:	690	Matt Vogler, TCU (11/3/90)
Most Touchdowns:	5	John Reaves, Florida (9/20/69)
	5	Matt Vogler, TCU (11/3/90)
	5	Shaun King, Tulane (11/21/98)
	5	Chris Redman, Louisville (10/23/99)
	5	Timmy Chang, Hawai'i (12/25/03)
	5	Paul Smith, Tulsa (11/10/07)
Most Had Intercepted:	6	Jesse Kaye, Tampa (10/29/66)
Longest Pass:	95 (TD)	Robert Hall to Rodney Blackshear, Texas Tech (11/30/91)
	94 (TD)	Lloyd Patterson to Ernest Gray, Memphis State (9/16/78)
	92 (TD)	Johnny Unitas to Gerald Ray, Louisville (11/10/51)
	92 (TD)	Steven Galbraith to Damien Dodson, Memphis (10/3/98)

Total Offense

Most Plays:	94	Matt Vogler, TCU (11/3/90)
Most Yards:	696	Matt Vogler, TCU (11/3/90)
Highest Average per Play:	19.4	Cade McNown, UCLA (9/4/97)
Most TDs Responsible For:	6	Matt Vogler, TCU (11/3/90)
	6	Paul Smith, Tulsa (11/10/07)

All-Purpose Yardage

Most Plays:	41	Woody Green, Arizona State (9/16/72)
	41	Darren Lewis, Texas A&M (10/8/88)
	41	Trevor Cobb, Rice (11/16/91)
Most Yards:	306	James Sykes, Rice (11/27/76)

Receiving

Most Catches:	15	Johnnie Morton, USC (9/4/93)
	15	Richard Woodley, TCU (11/3/90)
Most Yards:	251	Rodney Blackshear, Texas Tech (11/30/91)
Most Touchdowns:	4	Lavell Boyd, Louisville (10/23/99)

Punt Returns

Most Returns:	8	Billy Mitchell, Texas A&M (10/8/94)
Most Yards:	132	Marcus Rhoden, Mississippi State (9/18/65)

Kickoff Returns

Most Returns:	11	Ken Dotson, Idaho (11/18/67)
Most Yards:	260	Ken Dotson, Idaho (11/18/67)
Longest Kickoff Return:	99 (TD)	Tyrone Wheatley, Michigan (9/26/92)

Interceptions

Most Interceptions:	4	Wesley Hopkins, SMU (10/17/81)
Most Yards:	97	Chiffon Allen, Pittsburgh (9/13/97)
Most Touchdowns:	2	Wilbert Heineman, Trinity (10/25/47)

Punting

Most Punts:	20	J.B. Patterson, Texas State (11/22/47)
Most Yards:	738	J.B. Patterson, Texas State (11/22/47)

Kick Scoring

Most Field Goals:	5	Jeff Jaeger, Washington (9/21/85)
	5	Paul Martinez, Oregon (9/1/05)
	5	Reagan Schneider, UTEP (9/16/05)
Most PATs:	9	Art Carmody, Louisville (11/20/04)

LONGEST PLAYS

Runs From Scrimmage

1.	96 yards (TD)	Antowain Smith vs. Pittsburgh (9/14/96)
2.	91 yards (TD)	Donnie McGraw vs. Rice (9/14/74)
3.	87 yards (TD)	Anthony Alridge vs. Tulane (9/9/06)
4.	84 yards	Reggie Cherry vs. San Diego State (10/7/73)
5.	83 yards (TD)	Emmett King vs. Rice (12/2/78)
6.	81 yards (TD)	Boyd Tingle vs. McMurry (9/27/47)
7.	80 yards (TD)	Marshall Johnson vs. Florida State (11/4/72)
	80 yards (TD)	Ken Bolin vs. Boston College (10/7/61)
	80 yards (TD)	Ken Bolin vs. Cincinnati (10/21/61)
	80 yards (TD)	Donn Hargrove vs. Detroit (10/9/53)

Touchdown Passes

1.	99 yards	Bo Burris to Warren McVea vs. Washington State (9/23/66)
	99 yards	Terry Peel to Robert Ford vs. Syracuse (9/19/70)
	99 yards	Terry Peel to Robert Ford vs. San Diego State (10/14/72)
4.	95 yards	David Klingler to Manny Hazard vs. Arizona State (12/1/90)
5.	87 yards	André Ware to Brian Williams vs. SMU (10/21/89)
	87 yards	D.C. Nobles to Willie Roberts vs. Villanova (10/15/71)
7.	86 yards	Bo Burris to Ken Hebert vs. Tampa (10/29/66)
	86 yards	Case Keenum to Anthony Alridge vs. Oregon (9/1/07)
9.	84 yards	Bobby Clatterback to Vic Hampel vs. Detroit (9/28/51)
10.	83 yards	D.C. Nobles to Bryan Willingham vs. Florida State (11/3/73)
	83 yards	Kevin Kolb to Vincent Marshall vs. Southern Miss (11/13/05)

Kickoff Returns

1.	100 yards (TD)	Ronnie Powledge vs. Detroit (11/2/63)
	100 yards (TD)	Ricky Wilson vs. Louisville (11/22/03)
	100 yards (TD)	Donnie Avery vs. East Carolina (9/29/07)
4.	95 yards (TD)	Larry Jefferson vs. Virginia Tech (10/12/73)
5.	94 yards (TD)	James Dixon vs. Sam Houston State (9/26/87)
6.	93 yards (TD)	Claude King vs. Miami (Fla.) (11/21/58)
7.	92 yards (TD)	Jimmy Dickey vs. Villanova (10/22/54)
	92 yards (TD)	Warren McVea vs. Florida State (11/20/65)
	92 yards (TD)	Mike Smith vs. North Texas (10/24/98)
10.	91 yards (TD)	Paul Gipson vs. Cincinnati (10/4/68)

Punt Returns

1.	87 yards (TD)	Charles West vs. Southern Miss (11/9/96)
2.	82 yards (TD)	Dick Spratt vs. Florida State (9/17/66)
	82 yards (TD)	Joe Lopasky vs. Auburn (9/21/63)
4.	78 yards (TD)	Jamie Mouton vs. TCU (10/31/92)

Interception Returns

1.	100 yards (TD)	Frank Ditta vs. San Jose State (10/2/71)
2.	97 yards (TD)	Johnny Jackson vs. Texas (11/7/87)
3.	89 yards (TD)	Paul Sweeten vs. Auburn (10/26/57)
4.	78 yards (TD)	James Reddish vs. SMU (10/21/95)
5.	76 yards (TD)	Pat Studstill vs. Wichita State (10/11/53)
6.	75 yards (TD)	Willie Gaston vs. TCU (10/23/04)
7.	72 yards (TD)	Carl Mittag vs. Hardin-Simmons (10/22/49)

Field Goals

1.	53 yards	Roman Anderson vs. Texas A&M (10/26/91)
	53 yards	Dustin Bell vs. Southern Miss (10/7/04)
3.	52 yards	Mike Waddell vs. California (9/5/98)
4.	51 yards	Roman Anderson vs. Baylor (10/7/89)
	51 yards	Chip Brownndyke vs. Arkansas (10/26/85)
	51 yards	Chip Brownndyke vs. Rice (11/30/85)
7.	50 yards	Randy Owens vs. Oklahoma State (11/24/51)
	50 yards	T.J. Lawrence vs. UCF (11/5/05)
9.	49 yards	Roman Anderson vs. TCU (11/23/91)
	49 yards	Roman Anderson vs. TCU (10/29/88)
	49 yards	Dustin Bell vs. Southern Miss (11/8/03)

Punts

1.	84 yards	Alan Neveux vs. North Texas (11/12/49)
2.	80 yards	Ken Hebert vs. Mississippi State (10/15/66)
3.	78 yards	Jack Gwin vs. Stephen F. Austin (11/9/56)
4.	75 yards	Ken Pridgeon vs. Louisville (11/10/51)
5.	74 yards	Thery George vs. Texas A&M (10/9/93)
6.	73 yards	Randy Owens vs. Wichita State (11/3/51)
	73 yards	Hal Roberts vs. San Diego State (10/14/72)



Total Offense

Player	Opponent	Year	Rush-Pass	Total
1. David Klingler	Arizona State	1990	16-716	732
2. David Klingler	TCU	1990	62-563	625
3. Jimmy Klingler	Rice	1992	(-1)-613	612
4. David Klingler	Eastern Wash.	1990	6-572	578
Kevin Kolb	TCU	2003	144-434	578
6. David Klingler	Louisiana Tech	1991	17-510	527
7. David Klingler	Texas Tech	1991	(-14)-533	519
8. André Ware	SMU	1989	(-7)-517	510
9. André Ware	TCU	1989	30-477	507
10. André Ware	Texas Tech	1989	23-475	498

Plays

Player	Opponent	Year	Plays
1. David Klingler	SMU	1990	82
2. David Klingler	Texas Tech	1991	80
3. David Klingler	TCU	1991	79
David Klingler	Arizona State	1990	79
5. David Klingler	Baylor	1990	73
6. Jimmy Klingler	Rice	1992	72
7. André Ware	Arizona State	1989	71
8. André Ware	Baylor	1987	70
Jimmy Klingler	TCU	1992	70
10. André Ware	Texas Tech	1988	68

Rushing Yards

Player	Opponent	Year	Yards
1. Joffrey Reynolds	East Carolina	2002	300
2. Paul Gipson	Tulsa	1968	282
Anthony Evans	Army	2004	282
4. Robert Newhouse	Mississippi State	1969	245
5. Robert Newhouse	Cincinnati	1971	237
6. Paul Gipson	Georgia	1968	230
Jim Strong	Arizona	1969	230
8. Paul Gipson	Georgia	1967	229
9. Sloan Hood	TCU	1985	226
10. Anthony Alridge	SMU	2006	225

Rushes

Player	Opponent	Year	Rushes
1. Joffrey Reynolds	East Carolina	2002	41
Joffrey Reynolds	Louisville	2002	41
3. Paul Gipson	Georgia	1968	37
Paul Gipson	Memphis State	1968	37
5. Leonard Parker	San Diego State	1973	36
6. Leonard Parker	Colorado State	1973	35
Anthony Evans	East Carolina	2004	35
8. Robert Newhouse	Florida State	1971	34
Leonard Parker	Rice	1972	34
Joffrey Reynolds	Army	2000	34
Anthony Evans	Army	2004	34



Average Per Rush

(Minimum 10 carries)

Player	Opponent	Year	No-Yds	Avg.
1. Donn Hargrove	Detroit	1953	10-199	19.9
2. C. Weatherspoon	Texas	1988	11-218	19.8
3. Anthony Alridge	SMU	2006	13-225	17.3
4. C. Weatherspoon	Texas	1989	11-161	14.6
5. Alois Blackwell	West Texas St.	1976	14-200	14.3
Anthony Alridge	Texas Southern	2007	11-157	14.3
7. Emmett King	Utah	1978	10-141	14.1
8. C. Weatherspoon	SMU	1989	15-207	13.8
9. Emmett King	Rice	1978	11-147	13.4
10. Warren McVea	Tulsa	1966	12-158	13.2

All-Purpose Yards

Player	Opponent	Year	Ru-R-KR-PR	Yds
1. Donnie Avery	Rice	2007	0-346-81-0	427
2. C. Weatherspoon	E. Washington	1990	123-85-34-130	372
3. Donnie Avery	East Carolina	2007	0-189-161-0	350
4. Gene Shannon	Villanova	1951	148-84-96-2	330
5. C. Weatherspoon	Arizona State	1989	123-53-0-152	328
6. Anthony Alridge	Oregon	2007	205-88-32-0	325
7. Joffrey Reynolds	East Carolina	2002	300-0-0-0	300
8. Anthony Evans	Army	2004	282-12-0-0	294
9. Paul Gipson	Tulsa	1968	282-0-0-0	282
10. Vincent Marshall	South Carolina	2006	0-201-67-11	279

Passing Yards

Player	Opponent	Year	Cmp-Att	Yards
1. David Klingler	Arizona State	1990	41-70	716
2. Jimmy Klingler	Rice	1992	46-71	613
3. David Klingler	E. Washington	1990	41-58	572
4. David Klingler	TCU	1990	36-53	563
5. David Klingler	Texas Tech	1991	41-70	533
6. André Ware	SMU	1989	25-41	517
7. André Ware	Baylor	1989	33-53	514
8. David Klingler	Louisiana Tech	1991	36-57	510
9. André Ware	Arizona State	1989	41-69	503
10. Jimmy Klingler	Texas A&M	1992	28-57	488

Pass Completions

Player	Opponent	Year	Cmp.
1. David Klingler	SMU	1990	48
2. Jimmy Klingler	Rice	1992	46
3. André Ware	TCU	1989	42
Jimmy Klingler	TCU	1992	42
5. David Klingler	Eastern Washington	1990	41
David Klingler	Arizona State	1990	41
André Ware	Arizona State	1989	41
David Klingler	TCU	1991	41
9. André Ware	Rice	1988	39
10. André Ware	Texas Tech	1989	37

Pass Attempts

Player	Opponent	Year	Att.
1. David Klingler	SMU	1990	76
2. Jimmy Klingler	Rice	1992	71
3. David Klingler	Arizona State	1990	70
David Klingler	Texas Tech	1991	70
5. André Ware	Arizona State	1989	69
6. David Klingler	Baylor	1990	68
7. Chuck Clements	Cincinnati	1993	66
8. Jimmy Klingler	TCU	1992	65
9. André Ware	Texas Tech	1989	63
David Klingler	TCU	1991	63

Touchdown Passes

Player	Opponent	Year	TDs
1. David Klingler	Eastern Washington	1990	11
2. David Klingler	Louisiana Tech	1991	9
3. David Klingler	Arkansas	1990	7
David Klingler	Arizona State	1990	7
André Ware	Temple	1989	7
Jimmy Klingler	Rice	1992	7
7. Four with 6 (most recently, David Klingler vs. TCU, 1991)			

Pass Receptions

Player	Opponent	Year	Catches
1. Manny Hazard	TCU	1989	19
Manny Hazard	Texas	1989	19
3. Manny Hazard	Arizona State	1989	16
Jason Phillips	Louisiana Tech	1988	16
Freddie Gilbert	Miami (FL)	1991	16
Freddie Gilbert	Texas Tech	1991	16
7. Jason Phillips	TCU	1987	15
James Dixon	Rice	1988	15
Sherman Smith	SMU	1992	15
Brian Robinson	Army	2000	15

Receiving Yards

Player	Opponent	Year	Yards
1. Donnie Avery	Rice	2007	346
2. Elmo Wright	Wyoming	1969	262
3. Paul Smith	SMU	1989	255
4. Elmo Wright	Idaho	1968	249
5. Elmo Wright	Cincinnati	1968	244
6. Brandon Middleton	TCU	2003	232
7. Robert Ford	San Diego State	1972	231
8. Manny Hazard	Texas	1989	224
Jason Phillips	Louisiana Tech	1988	224
10. Manny Hazard	Baylor	1989	218

Points Scored

Player	Opponent	Year	TD-XPT-ZPT	Pts
1. Antowain Smith	Southern Miss	1996	6-0-0	36
2. Manny Hazard	Baylor	1989	5-0-0	30
Ken Hebert	Tampa	1966	4-6-0	30
4. Ken Hebert	Wake Forest	1967	3-6-1	26
5. Elmo Wright	Idaho	1968	4-0-0	24
Elmo Wright	Wyoming	1969	4-0-0	24
Don Bass	TCU	1976	4-0-0	24
Jason Phillips	Texas	1988	4-0-0	24
Joffrey Reynolds	East Carolina	2002	4-0-0	24
10. Ken Hebert	Idaho	1967	2-11-0	23



MIKE CLENDENEN

Kick Scoring

Player	Opponent	Year	PAT-FG	Pts
1. Mike Clendenen	Texas Tech	1983	4-5	19
2. Roman Anderson	Baylor	1989	6-4	18
3. Roman Anderson	Temple	1989	8-3	17
Roman Anderson	Texas	1989	5-4	17
Mike Clendenen	SMU	1984	2-5	17
6. Terry Leiwke	Tulsa	1968	13-1	16
Roman Anderson	Tulsa	1988	10-2	16
8. Roman Anderson	UNLV	1989	9-2	15
Roman Anderson	SMU	1989	12-1	15
10. Roman Anderson	Wyoming	1988	2-4	14

Interceptions

Player	Opponent	Year	INTs
1. Byron Beaver	Baylor	1962	5
2. Jack Howton	Texas Tech	1952	4
3. Eight with 3 (most recently, Will Gullely vs. ECU, 2004)			

Total Tackles

Player	Opponent	Year	Tackles
1. Frank Ditta	Arizona State	1971	26
2. Deryl McGallion	Virginia Tech	1972	23
Gary McGuire	TCU	1987	23
4. Richard Harrington	Syracuse	1970	22
Weedy Harris	Arkansas	1982	22
Hanik Milligan	TCU	2001	22
7. Six with 21 (most recently, Ryan McCoy vs. Baylor, 1993)			

Quarterback Sacks

Player	Opponent	Year	Sacks
1. Glenn Montgomery	Wyoming	1988	6
2. Reggie Burnette	SMU	1990	5
3. Alton Montgomery	Texas	1989	4
4. 10 with 3 (most recently, Marlon Fouts vs. Texas Tech, 1994)			



SINGLE-GAME MILESTONES

400-YARD PASSING GAMES (20)

Date	Opponent	Comp.-Att.	TD	Yards
David Klingler (8 Games)				
09/08/90	UNLV	30-54	5	426
09/13/90	Texas Tech	29-54	5	435
09/29/90	Rice	34-56	2	454
10/06/90	Baylor	35-68	2	405
10/20/90	SMU	48-76	5	461
10/27/90	Arkansas	34-51	7	457
11/05/91	Baylor	35-57	2	460
11/23/91	TCU	30-63	4	429

André Ware (6)

10/03/87	Baylor	31-62	1	404
09/24/88	Rice	39-53	1	471
09/30/89	Temple	30-45	7	413
11/04/89	TCU	42-63	6	477
11/11/89	Texas	29-47	4	411
11/25/89	Texas Tech	37-63	4	475

Jimmy Klingler (3)

10/24/92	Texas	24-49	5	464
11/12/92	Texas A&M	28-57	3	488
11/21/92	Texas Tech	33-57	2	412

David Dacus (1)

11/28/87	Rice	34-58	2	450
----------	------	-------	---	-----

Chuck Clements (1)

10/07/95	TCU	35-48	3	401
----------	-----	-------	---	-----

Kevin Kolb (1)

10/25/03	TCU	17-36	4	434
----------	-----	-------	---	-----



ROBERT NEWHOUSE

100-YARD RUSHING GAMES (291)

Date	Opponent	Carries	TDs	Yards
Robert Newhouse (16 Games)				
10/04/69	Mississippi State	23	2	245
11/07/70	Mississippi	15	1	148
11/14/70	Wyoming	17	1	149
11/21/70	Wake Forest	14	1	114
11/26/70	Florida State	20	0	104
12/05/70	Miami (Fla.)	33	2	163
09/11/71	Rice	23	0	147
09/18/71	Arizona State	21	1	100
09/25/71	Cincinnati	31	1	237
10/15/71	Villanova	16	0	139
10/23/71	Alabama	22	0	182
10/30/71	Florida State	34	1	192
11/06/71	Memphis State	23	2	111
11/13/71	Virginia Tech	27	3	201
11/20/71	Miami (Fla.)	30	2	145
11/27/71	Utah	31	2	204

THREE 100-YARD BACKS IN A GAME (2)

Date	Opponent	Yards-Players
10/06/73	San Diego State	152-Leonard Parker, 126-Marshall Johnson, 103-Reggie Cherry
10/25/74	Cincinnati	141-John Housman, 116-Reggie Cherry, 102-Marshall Johnson

TWO 100-YARD BACKS IN A GAME (48)

Date	Opponent	Yards-Players
11/18/50	William & Mary	198-Max Clark, 157-Gene Shannon
11/24/50	Midwestern	117-Max Clark, 107-Aubrey Baker
09/28/51	Detroit	183-Gene Shannon, 152-Warren Ramsey
11/14/53	Baylor	130-Ken Stegall, 106-Jack Patterson
11/12/66	Kentucky	187-Dick Post, 148-Warren McVea
12/03/66	Utah	172-Dick Post, 103-Warren McVea
09/15/67	Florida State	103-Paul Gipson, 103-Warren McVea
11/11/67	Memphis State	154-Paul Gipson, 109-Warren McVea
09/14/68	Tulane	115-Paul Gipson, 103-Jim Strong
10/04/68	Cincinnati	131-Paul Gipson, 125-Carlos Bell
11/09/68	Memphis State	140-Paul Gipson, 117-Jim Strong
11/16/68	Idaho	207-Ted Heiskell, 103-Paul Gipson
10/11/69	Arizona	230-Jim Strong, 105-Ted Heiskell
11/08/69	Tulsa	118-Ted Heiskell, 117-Jim Strong
11/15/69	N.C. State	136-Ted Heiskell, 100-Jim Strong
11/29/69	Florida State	200-Jim Strong, 109-Gary Mullins
12/05/70	Miami (Fla.)	163-R. Newhouse, 111-Tommy Mozisek
09/25/71	Cincinnati	237-R. Newhouse, 149-Leonard Parker
10/23/71	Alabama	182-R. Newhouse, 105-Tommy Mozisek
11/13/71	Virginia Tech	201-R. Newhouse, 195-Tommy Mozisek
11/20/71	Miami (Fla.)	145-R. Newhouse, 122-Tommy Mozisek
11/04/72	Florida State	120-Marshall Johnson, 106-Puddin' Jones
09/21/73	South Carolina	135-Leonard Parker, 102-Reggie Cherry
10/12/73	Virginia Tech	119-Leonard Parker, 100-D.C. Nobles
11/10/73	Colorado State	200-Leonard Parker, 112-Reggie Cherry
11/24/73	Wyoming	126-D.C. Nobles, 114-Donnie McGraw
12/01/73	Tulsa	129-Donnie McGraw, 120-Marshall Johnson
10/05/74	South Carolina	155-John Housman, 101-Marshall Johnson
11/23/74	Florida State	170-Reggie Cherry, 159-John Housman
10/17/75	Miami (Fla.)	146-Alois Blackwell, 111-Bubba McGallion
11/27/76	Rice	153-Alois Blackwell, 110-Dyral Thomas
10/21/78	SMU	161-Emmett King, 121-Randy Love
10/28/78	Arkansas	123-Emmett King, 120-Randy Love
10/06/79	Baylor	125-Terald Clark, 104-John Newhouse
11/23/79	Texas Tech	167-Terald Clark, 102-Terry Elston
11/01/80	TCU	143-Brent Chinn, 104-Eddie Wright
10/30/82	TCU	158-Lionel Wilson, 100-Dallas Wiggins
09/17/83	Lamar	209-Donald Jordan, 116-Dwyane Love
10/29/83	TCU	159-Donald Jordan, 113-Gerald Landry
09/28/85	Louisville	165-Michael Simmons, 139-Mat Pierson
11/02/85	TCU	226-Sloan Hood, 110-Raymond Tate
11/23/85	Texas Tech	176-Raymond Tate, 100-Sloan Hood
08/31/96	Sam Houston State	121-Ketric Sanford, 108-Antowain Smith
09/13/97	Pittsburgh	165-Ketric Sanford, 108-Vaughn Inniss
09/11/99	Louisiana-Lafayette	129-Mike Green, 103-Ketric Sanford
10/16/99	North Carolina	157-Ketric Sanford, 130-Mike Green
11/06/99	Tulane	212-Ketric Sanford, 118-Mike Green
11/20/99	Army	162-Mike Green, 107-Ketric Sanford
11/11/06	SMU	225-Anthony Alridge, 136-Jackie Battle
11/24/07	Texas Southern	157-Anthony Alridge, 122-Terrance Ganaway

100 YARDS RUSHING AND PASSING (7)

Date	Opponent	Player	Rushing	Passing
11/29/69	Florida State	Gary Mullins	109	129
09/26/81	Utah State	Lionel Wilson	140	110
10/17/81	SMU	Lionel Wilson	125	159
10/29/83	TCU	Gerald Landry	133	142
11/30/85	Rice	Gerald Landry	104	144
10/19/91	SMU	Donald Douglas	103	319
10/25/03	TCU	Kevin Kolb	144	434



Ketric Sanford (15)

08/31/96	Sam Houston State	14	1	121
10/19/96	Cincinnati	20	1	105
09/13/97	Pittsburgh	33	1	165
11/08/97	East Carolina	22	0	113
10/03/98	Memphis	29	2	177
10/24/98	North Texas	22	1	108
11/14/98	Cincinnati	23	1	159
11/21/98	Tulane	21	1	138
09/18/99	Louisiana-Lafayette	12	3	103
10/09/99	Cincinnati	27	2	144
10/16/99	North Carolina	21	1	157
10/23/99	Louisville	21	2	139
11/06/99	Tulane	26	2	212
11/13/99	LSU	27	1	105
11/20/99	Army	28	1	107



CHUCK WEATHERSPOON

Chuck Weatherspoon (15)

10/15/88	Tulsa	12	3	126
10/29/88	TCU	17	2	144
11/05/88	Texas	11	1	218
09/23/89	Arizona State	11	1	123
10/14/89	Texas A&M	17	1	147
10/21/89	SMU	15	3	207
10/28/89	Arkansas	15	1	143
11/11/89	Texas	11	1	161
12/02/89	Rice	7	2	111
09/08/90	UNLV	10	0	120
09/13/90	Texas Tech	18	1	121
10/13/90	Texas A&M	27	2	131
10/27/90	Arkansas	21	0	140
11/03/90	TCU	17	1	178
11/17/90	Eastern Washington	11	0	123

Paul Gipson (14)

09/15/67	Florida State	19	2	103
09/29/67	Wake Forest	14	1	109
11/04/67	Georgia	29	1	229
11/11/67	Memphis State	22	3	154
11/18/67	Idaho	20	2	193
09/14/68	Tulane	16	1	115
09/21/68	Texas	28	3	173
10/04/68	Cincinnati	18	1	131
10/26/68	Mississippi	33	2	210
11/02/68	Georgia	37	0	230
11/09/68	Memphis State	37	0	140
11/16/68	Idaho	14	1	103
11/23/68	Tulsa	29	3	282
11/29/68	Florida State	29	2	164

Joffrey Reynolds (13)

09/16/00	Army	34	3	201
10/06/01	Army	20	0	101
10/13/01	Memphis	14	1	108
10/20/01	Cincinnati	27	1	116
11/10/01	Louisville	19	1	114
08/31/02	Rice	28	1	155
09/07/02	Tulane	29	0	143
09/14/02	UL Lafayette	17	1	114
10/12/02	UAB	26	1	148
10/19/02	Army	29	2	197
11/02/02	Memphis	27	1	122
11/09/02	East Carolina	41	4	300
11/30/02	Louisville	41	0	149

Anthony Alridge (12)

09/09/06	Tulane	5	2	155
10/28/06	UCF	9	1	131
11/04/06	Tulsa	12	1	136
11/11/06	SMU	13	2	225
9/1/07	Oregon	22	1	205
10/6/07	Alabama	17	0	100
10/13/07	Rice	24	4	205
10/20/07	UAB	17	2	111
10/27/07	UTEP	27	0	204
11/4/07	SMU	31	2	154
11/17/07	Marshall	23	1	105
11/24/07	Texas Southern	11	2	157

Alois Blackwell (11)

10/17/75	Miami (Fla.)	17	2	146
10/09/76	West Texas State	14	2	200
11/20/76	Texas Tech	17	0	103
11/27/76	Rice	20	3	153
12/04/76	Miami (Fla.)	24	1	170
10/01/77	Baylor	28	1	169
10/29/77	TCU	23	3	115
11/05/77	Texas	21	1	100
11/19/77	Texas Tech	17	2	136
11/26/77	Rice	20	2	142
12/03/77	Texas A&M	29	0	160

Gene Shannon (10)

10/22/49	Hardin-Simmons	10	1	112
09/23/50	St. Bonaventure	12	1	112
10/07/50	Trinity	19	1	124
11/18/50	William & Mary	22	0	157
09/28/51	Detroit	14	2	183
10/06/51	Texas Tech	15	1	126
10/27/51	Villanova	26	3	148
11/03/51	Wichita State	22	1	117
11/10/51	Louisville	17	3	154
11/24/51	Oklahoma State	21	0	100

Antowain Smith (9)

09/02/95	Florida	22	1	122
10/21/95	SMU	17	2	134
08/31/96	Sam Houston State	24	2	108
09/14/96	Pittsburgh	22	2	192
10/05/96	SW Louisiana	26	3	162
10/12/96	Memphis	17	1	138
11/02/96	Tulane	21	0	137
11/09/96	Southern Miss	29	5	206
12/27/96	Syracuse	19	1	123

Jim Strong (9)

09/14/68	Tulane	13	0	103
10/12/68	Oklahoma State	22	1	131
11/09/68	Memphis State	10	1	117

10/11/69	Arizona	22	2	230
10/25/69	Mississippi	23	0	219
11/01/69	Miami (Fla.)	29	1	137
11/08/69	Tulsa	23	3	117
11/15/69	N.C. State	19	1	100
11/29/69	Florida State	22	3	200

Anthony Evans (8)

10/11/03	Tulane	20	2	103
11/08/03	Southern Miss	24	0	116
11/15/03	Army	32	1	140
11/22/03	Louisville	25	1	146
11/29/03	UAB	32	3	165
09/18/04	Army	34	2	282
11/06/04	East Carolina	35	1	156
11/13/04	UAB	26	0	102

Terald Clark (7)

10/05/79	Baylor	28	0	125
10/27/79	Arkansas	19	1	135
11/03/79	TCU	17	2	103
11/23/79	Texas Tech	30	1	167
10/11/80	Texas A&M	25	0	103
10/18/80	SMU	30	0	131
11/08/80	Texas	24	1	101



NAT "PUDDIN" JONES

Nat "Puddin" Jones (7)

09/23/72	Tulsa	21	0	111
10/07/72	Virginia Tech	24	0	162
10/28/72	Mississippi State	23	0	113
11/04/72	Florida State	21	2	106
11/11/72	Colorado State	20	0	103
11/18/72	New Mexico	30	3	184
11/25/72	Cincinnati	28	1	105

Leonard Parker (7)

09/25/71	Cincinnati	31	1	149
09/09/72	Rice	34	2	125
09/21/73	South Carolina	24	1	135
10/06/73	San Diego State	36	2	152
10/12/73	Virginia Tech	19	1	119
11/03/73	Florida State	24	2	151
11/10/73	Colorado State	35	2	200

Reggie Cherry (6)

09/21/73	South Carolina	23	1	102
10/06/73	San Diego State	9	0	103
10/19/73	Miami (Fla.)	8	1	104
11/10/73	Colorado State	21	0	112
10/25/74	Cincinnati	17	1	116
11/23/74	Florida State	26	2	170



SINGLE-GAME MILESTONES

Sloan Hood (6)

09/22/84	Washington	22	0	115
11/02/85	TCU	22	2	226
11/09/85	Texas	23	3	107
11/23/85	Texas Tech	20	1	100
09/20/86	Oklahoma State	18	2	111
09/12/87	Oklahoma State	17	0	125

Marshall Johnson (6)

11/04/72	Florida State	7	1	120
10/06/73	San Diego State	22	0	126
12/01/73	Tulsa	18	1	120
10/05/74	South Carolina	16	0	102
10/25/74	Cincinnati	16	0	102
11/30/74	Tulsa	20	0	144

Emmett King (6)

09/23/78	Utah	10	1	141
09/30/78	Florida State	26	1	142
10/07/78	Baylor	21	0	114
10/21/78	SMU	24	0	161
10/28/78	Arkansas	19	0	123
12/02/78	Rice	11	1	147



Warren McVea (6)

11/05/66	Tulsa	12	1	158
11/12/66	Kentucky	14	3	148
12/03/66	Utah	10	1	103
09/15/67	Florida State	15	1	103
09/23/67	Michigan State	14	1	155
11/11/67	Memphis State	16	0	109

Tommy Mozisek (6)

10/24/70	Alabama	21	1	130
10/31/70	Tulsa	18	2	114
12/05/70	Miami (Fla.)	17	1	111
10/23/71	Alabama	18	1	105
11/13/71	Virginia Tech	24	0	195
11/20/71	Miami (Fla.)	22	2	122

Dick Post (6)

10/03/64	Mississippi	10	0	110
10/11/64	Tulsa	14	0	107
09/23/66	Washington State	21	0	100
11/05/66	Tulsa	16	1	124
11/12/66	Kentucky	24	1	187
12/03/66	Utah	28	0	172

Raymond Tate (6)

09/15/84	Miami (Ohio)	22	1	128
09/29/84	Louisville	19	0	106
11/24/84	Texas Tech	24	1	116
12/01/84	Rice	27	3	205
11/02/85	TCU	19	0	110
11/23/85	Texas Tech	23	0	176

Lamar Smith (6)

10/24/92	Texas	19	0	159
10/31/92	TCU	15	2	110
11/21/92	Texas Tech	19	2	161
11/28/92	Rice	11	1	101
09/25/93	Michigan	20	1	119
10/02/93	Baylor	24	0	118

Ted Heiskell (5)

11/16/68	Idaho	22	3	207
09/27/69	Oklahoma State	23	0	109
10/11/69	Arizona	18	0	105
11/08/69	Tulsa	16	0	118
11/15/69	N.C. State	20	2	136

John Housman (5)

09/28/74	Virginia Tech	15	2	117
10/05/74	South Carolina	26	1	155
10/25/74	Cincinnati	31	1	141
11/16/74	Memphis State	18	0	103
11/23/74	Florida State	29	1	159

Donald Jordan (5)

09/01/83	Rice	14	3	138
09/17/83	Lamar	31	1	209
09/24/83	Oregon	27	0	127
10/29/83	TCU	18	0	159
11/19/83	Texas Tech	26	1	111



Ryan Gilbert (5)

09/10/05	Sam Houston State	17	2	127
10/01/05	Tulsa	21	2	134
10/08/05	Tulane	17	2	130
11/13/05	Southern Miss	23	1	144
11/19/05	SMU	20	0	133

Jackie Battle (4)

12/25/03	Hawai'i	19	3	125
09/23/06	Oklahoma State	23	0	108
11/11/06	SMU	15	1	136
11/18/06	Memphis	22	0	137

Max Clark (4)

10/08/49	SW Louisiana	12	0	131
10/20/50	Hardin-Simmons	17	0	127
11/18/50	William & Mary	18	3	198
11/24/50	Midwestern	16	2	117

Mike Green (4)

09/18/99	UL Lafayette	8	1	129
10/16/99	North Carolina	24	1	130
11/06/99	Tulane	19	1	118
11/20/99	Army	19	2	162

ONE-GAME 100-YARD RUSHERS

Date	Player	Opponent	Carries	TDs	Yards
10/09/48	Alan Neveux	Louisiana Tech	12	2	103
10/14/50	Bobby Rogers	Louisville	11	2	116
09/28/51	Warren Ramsey	Detroit	12	0	152
10/09/53	Donn Hargrove	Detroit	10	1	199
11/14/53	Ken Stegall	Baylor	12	0	130
11/14/53	Jack Patterson	Baylor	16	2	106
11/17/56	Don Flynn	Villanova	9	0	110
12/01/56	Don Caraway	Detroit	10	2	118
11/16/57	Don Brown	Wichita State	20	1	117
10/01/60	Ken Bolin	Oregon State	10	0	118
11/24/62	Billy Smith	Louisville	5	1	111
12/01/62	Bobby Brezina	Cincinnati	15	3	130
10/04/68	Carlos Bell	Cincinnati	22	2	125
11/29/69	Gary Mullins	Florida State	12	1	109
10/17/75	Bubba McGallion	Miami (Fla.)	25	0	111
10/16/76	Danny Davis	SMU	19	0	101
11/23/79	Terry Elston	Texas Tech	10	1	102
10/03/81	David Barrett	Baylor	25	1	104
10/08/83	Quince Harris	Texas A&M	15	0	101
09/28/85	Mat Pierson	Louisville	21	0	139
10/19/91	Donald Douglas	SMU	16	2	103
11/30/91	TiAndre Sanders	Texas Tech	18	0	160
10/15/94	Jermaine Williams	SMU	25	3	215
11/04/00	Leif Penn	Tulane	24	2	144
10/25/03	Kevin Kolb	TCU	14	1	144
11/24/07	Terrance Ganaway	Texas Southern	10	2	122

Randy Love (4)

10/21/78	SMU	23	0	121
10/28/78	Arkansas	31	2	120
11/04/78	TCU	12	1	118
11/25/78	Texas Tech	19	1	126

Donnie McGraw (4)

11/24/73	Wyoming	14	1	114
12/01/73	Tulsa	17	1	129
09/07/74	Arizona State	24	1	101
09/14/74	Rice	20	1	178

Kimble Anders (3)

09/26/87	Sam Houston State	16	1	106
10/10/87	Texas A&M	21	1	111
11/14/87	Temple	16	0	142

John Newhouse (3)

11/04/78	TCU	6	2	104
10/05/79	Baylor	16	0	104
12/01/79	Rice	13	3	122

Dallas Wiggins (3)

10/02/82	Baylor	18	2	124
10/09/82	Texas A&M	25	1	127
10/30/82	TCU	18	0	100

Lionel Wilson (3)

09/26/81	Utah State	18	2	140
10/17/81	SMU	23	1	125
10/30/82	TCU	31	0	158

Aubrey Baker (2)

11/24/50	Midwestern	10	1	107
12/02/50	Tulsa	14	1	132

Frank Brewer (2)

11/03/62	Florida State	21	0	122
11/10/62	Tulsa	16	1	118



Brent Chinn (2)

10/25/80	Arkansas	25	1	136
11/01/80	TCU	18	2	143

Vaughn Inniss (2)

09/13/97	Pittsburgh	21	0	108
09/27/97	Minnesota	29	0	129

Gerald Landry (2)

10/29/83	TCU	29	2	133
11/30/85	Rice	28	3	104

Dwyane Love (2)

09/25/82	Lamar	22	1	192
09/17/83	Lamar	21	1	116

Ostell Miles (2)

09/21/91	Illinois	13	0	107
10/12/91	Arkansas	19	0	179

D.C. Nobles (2)

10/12/73	Virginia Tech	13	1	100
11/24/73	Wyoming	13	2	126

Michael Simmons (2)

09/07/85	Tulsa	20	1	129
09/28/85	Louisville	23	2	165

Dyral Thomas (2)

11/27/76	Rice	13	2	110
09/24/77	Utah	22	0	146

Eddie Wright (2)

11/01/80	TCU	13	0	104
09/05/81	New Mexico	21	1	100

VINCENT MARSHALL



100-YARD RECEIVING GAMES (175)

Date	Opponent	Receptions	Yards	TD
Vincent Marshall (15)				
10/25/03	TCU	5	106	1
12/25/03	at Hawaii	7	157	1
09/18/04	Army	9	139	1
10/02/04	at Memphis	8	131	1
10/07/04	at Southern Miss	4	190	0
10/23/04	at TCU	9	123	1
10/30/04	Tulane	7	110	0
11/20/04	Louisville	8	152	1
10/01/05	at Tulsa	8	137	1
10/15/05	Memphis	6	139	0
11/13/05	Southern Miss	7	129	2
11/26/05	Rice	6	125	1
09/09/06	Tulane	6	119	1
12/01/06	Southern Miss	8	100	0
12/29/06	South Carolina	9	201	2



MANNY HAZZARD

Manny Hazard (14)

09/02/89	at UNLV	5	100	1
09/23/89	at Arizona State	16	163	1
09/03/89	Temple	12	193	3
10/07/89	Baylor	13	218	5
10/14/89	at Texas A&M	14	101	0
10/21/89	SMU	9	143	3
11/04/89	at TCU	19	194	3
11/11/89	Texas	19	224	2
11/25/89	Texas Tech	10	123	2
12/02/89	at Rice	14	155	1
10/20/90	at SMU	14	117	3
11/03/90	TCU	13	164	0
11/17/90	Eastern Washington	9	111	2
12/01/90	vs. Arizona St. (Tokyo)	8	201	3

Elmo Wright (14)

09/14/68	Tulane	3	162	2
10/04/68	Cincinnati	8	244	1
10/26/68	at Mississippi	3	115	1
11/02/68	at Georgia	6	151	1
11/29/68	at Florida State	7	118	0
09/20/69	at Florida State	6	127	3
09/27/69	at Oklahoma State	12	200	1
10/04/69	Mississippi State	3	108	3
11/01/69	Miami	8	137	1
11/08/69	at Tulsa	5	110	1
11/22/69	Wyoming	7	262	4
10/10/70	at Mississippi State	6	130	0
10/24/70	Alabama	9	112	2
09/19/70	Syracuse	5	154	2

Donnie Avery (11)

9/01/05	Oregon	4	100	1
10/15/05	Memphis	8	112	1
11/05/05	at UCF	3	111	1
11/4/06	Tulsa	3	113	0
9/15/07	Tulane	7	103	0
9/29/07	East Carolina	9	189	2
10/6/07	Alabama	4	104	1
10/13/07	Rice	13	346	2
11/4/07	SMU	10	116	1
11/24/07	Texas Southern	6	143	1
12/28/07	TCU	10	120	0

Brandon Middleton (11)

09/09/00	at LSU	8	175	2
09/22/01	Texas	3	117	1
11/23/02	USF	5	119	2
08/31/03	Rice	4	122	2
09/13/03	at Louisiana-Lafayette	4	120	1
09/20/03	Mississippi State	4	124	1

09/30/03	at East Carolina	5	135	2
10/25/03	TCU	6	232	2
11/15/03	at Army	6	129	2
11/22/03	at Louisville	7	130	2
11/29/03	UAB	5	108	1

Jason Phillips (11)

09/26/87	Sam Houston State	9	117	1
10/03/87	Baylor	14	175	1
10/10/87	at Texas A&M	9	114	0
11/14/87	at Temple	7	107	0
09/10/88	vs. Louisiana Tech	16	224	2
09/17/88	at Missouri	10	129	0
10/08/88	Texas A&M	6	121	0
10/15/88	Tulsa	11	155	2
11/05/88	at Texas	11	171	4
11/19/88	at Texas Tech	11	157	1
11/26/88	Rice	11	207	2

Orlando Iglesias (10)

09/27/97	at Minnesota	8	171	1
10/03/98	Memphis	9	101	1
11/07/98	Southern Miss	11	155	0
11/21/98	at Tulane	7	105	1
09/11/99	at Alabama	6	105	1
10/30/99	East Carolina	12	130	0
09/22/01	Texas	6	100	0
10/13/01	Memphis	8	101	1
10/27/01	at Southern Miss	9	142	0
11/17/01	UAB	13	105	1



MARCUS GRANT

Marcus Grant (9)

11/03/90	TCU	3	103	3
08/31/91	Louisiana Tech	8	173	1
10/05/91	Baylor	7	138	1
10/19/91	SMU	13	193	2
10/26/91	at Texas A&M	7	120	0
11/09/91	Texas	7	122	0
11/16/91	at Rice	7	123	1
11/23/91	at TCU	11	159	3
11/30/91	Texas Tech	10	133	1

James Dixon (8)

11/14/87	at Temple	12	123	1
09/17/88	at Missouri	7	160	3
10/08/88	Texas A&M	7	116	0
10/15/88	Tulsa	6	124	2
10/22/88	Arkansas	9	102	0
10/29/88	TCU	11	111	1
11/05/88	at Texas	9	129	1



SINGLE-GAME MILESTONES



KEN HEBERT

Freddie Gilbert (6)

08/31/91	Louisiana Tech	11	180	2
09/12/91	at Miami	16	109	0
11/16/91	at Rice	14	132	1
11/30/91	Texas Tech	16	156	3
10/24/92	at Texas	7	189	1
11/07/92	at SMU	6	115	1

Ken Hebert (6)

10/30/65	Chattanooga	6	126	1
10/01/66	Oklahoma State	7	140	1
10/26/66	Tampa	5	205	4
11/12/66	at Kentucky	5	158	1
09/23/67	at Michigan State	3	128	1
11/04/67	Georgia	5	102	1

Brian Robinson (6)

09/16/00	Army	15	151	1
10/07/00	at Cincinnati	12	147	0
11/04/00	at Tulane	11	154	0
11/11/00	at East Carolina	12	124	1
11/09/02	East Carolina	3	122	1
11/30/02	Louisville	5	127	1

John Brown III (4)

09/02/89	at UNLV	11	168	2
12/01/90	vs. Arizona St. (Tokyo)	6	174	3
09/21/91	at Illinois	4	122	1
11/30/91	Texas Tech	4	136	1

Jerrian James (4)

09/19/98	at UCLA	9	164	1
09/26/98	at Tennessee	11	105	0
10/10/99	Army	11	121	2
11/14/98	at Cincinnati	10	125	1

Kimble Anders (3)

10/17/87	at Wyoming	8	120	1
10/15/88	Tulsa	8	100	0
09/23/89	at Arizona State	7	131	0

Don Bass (3)

09/27/75	SMU	6	137	1
11/29/75	Tulsa	4	135	0
10/30/76	TCU	5	188	3

Patrick Cooper (3)

10/28/89	at Arkansas	6	101	1
09/29/90	Rice	5	164	2
10/06/90	at Baylor	8	154	2

Keith Jack (3)

11/28/92	Rice	8	143	2
10/02/93	Baylor	4	109	0
10/30/93	at TCU	7	127	0

Ron Peters (3)

11/28/92	Rice	6	163	3
11/01/94	Kansas	7	135	1
*10/24/92	at Texas	3	105	1

**Three WRs with 100 yards in this game (Peters, Gilbert, S. Smith)*

Sherman Smith (3)

10/24/92	at Texas	8	121	1
11/07/92	at SMU	15	110	1
11/12/92	Texas A&M	9	131	0

Chuck Weatherspoon (3)

10/07/89	Baylor	7	115	1
10/28/89	at Arkansas	6	115	1
12/02/89	at Rice	13	163	0

Robbie Wheeler (3)

11/11/95	Texas	7	124	2
08/30/97	at Alabama	6	107	1
10/25/97	at Louisville	9	125	1

Brian Williams (3)

10/17/87	at Wyoming	4	111	1
09/10/88	vs. Louisiana Tech	6	105	0
10/21/89	SMU	4	173	2

Bryan Willingham (3)

10/19/73	at Miami	4	113	0
11/03/73	Florida State	4	134	0
12/29/73	vs. Tulane	3	105	0

Vic Hampel (2)

09/28/51	Detroit	3	128	1
10/11/52	Tulsa	5	121	2



JERON HARVEY

ONE-GAME 100-YARD RECEIVERS

Date	Player	Opponent	Rec.	Yards	TDs
11/21/92	Daniel Adams	at Texas Tech	6	102	0
12/02/78	Willis Adams	Rice	5	101	1
12/01/90	Craig Alexander	vs. Arizona St.	6	100	0
09/30/00	KeyKowa Bell	SMU	10	157	1
11/01/86	Everett "Jet" Brown	TCU	8	170	2
10/14/72	Robert Ford	San Diego State	7	231	3
09/08/90	Tracy Good	UNLV	9	111	2
09/16/72	Marshall Johnson	Arizona State	6	135	1
12/25/03	Chad McCullar	at Hawaii	5	103	1
09/17/96	George Nordgren	at Florida State	2	100	1
10/15/71	Willie Roberts	Villanova	2	107	1
09/05/92	TiAndre Sanders	at Tulsa	5	111	0
10/13/51	Gene Shannon	at Tulsa	5	121	3
09/29/84	Larry Shepherd	Louisville	8	130	1
10/26/63	Mike Spratt	at Alabama	4	126	2
10/12/02	John Tyson	at UAB	2	129	0
10/07/04	Kendal Briles	at Southern Miss	10	101	0
09/01/05	Anthony Alridge	Oregon	3	103	1
11/17/07	Mark Hafner	Marshall	6	128	1

Jeron Harvey (2)

10/07/06	UL Lafayette	6	118	1
10/14/06	Southern Miss	5	174	2

Carl Hilton (2)

10/20/84	at SMU	4	103	1
10/06/85	at Baylor	5	116	1

Larkay James (2)

09/02/95	at Florida	6	143	1
10/07/95	at TCU	8	133	2

Damion Johnson (2)

11/25/95	Texas Tech	8	137	1
11/09/96	Southern Miss	7	126	0

Kevin Johnson (2)

10/26/85	at Arkansas	5	142	1
11/19/87	Texas Tech	6	171	2

Warren McVea (2)

11/06/65	Mississippi State	6	201	2
09/23/66	Washington State	3	128	1

Riley Odoms (2)

10/02/71	San Jose State	7	166	2
10/15/71	Villanova	8	108	1

Pat Orchin (2)

11/06/71	Memphis	6	166	1
11/27/71	Utah	6	128	1

Lonell Phea (2)

09/20/81	Miami	6	132	1
10/04/81	at Baylor	6	135	0

David Roberson (2)

10/02/82	at Baylor	9	119	0
10/09/82	Texas A&M	5	106	1

Paul Smith (2)

09/23/89	at Arizona State	2	104	1
10/21/89	SMU	6	255	3

Charles West (2)

10/07/95	at TCU	8	124	0
08/31/96	Sam Houston State	7	111	1

Rushing Yards

Player, Year	Rushes	Yards
1. Robert Newhouse, 1971	277	1,757
2. Anthony Alridge, 2007	259	1,597
3. Paul Gipson, 1968	242	1,550
4. Joffrey Reynolds, 2002	316	1,545
5. Jim Strong, 1969	190	1,293
6. Antowain Smith, 1996	202	1,239
7. Nat "Puddin" Jones, 1972	222	1,216
8. Ketric Sanford, 1999	224	1,199
9. Alois Blackwell, 1977	213	1,169
10. Anthony Evans, 2003	236	1,149



JOFFREY REYNOLDS

Rushes

Player, Year	Rushes
1. Joffrey Reynolds, 2002	316
2. Robert Newhouse, 1971	277
3. Anthony Alridge, 2007	259
4. Paul Gipson, 1968	242
5. Anthony Evans, 2003	236
6. Leonard Parker, 1973	224
Ketric Sanford, 1999	224
8. Nat "Puddin" Jones, 1972	222
9. Ketric Sanford, 1998	222
10. Terald Clark, 1980	219

Average Per Rush (Minimum 70 carries)

Player, Year	Rushes	Yards	Avg.
1. Anthony Alridge, 2006	95	965	10.1
2. Chuck Weatherspoon, 1989	119	1,146	9.6
3. Warren McVea, 1966	74	648	8.8
4. Chuck Weatherspoon, 1988	118	1,004	8.5
5. Lamar Smith, 1992	111	845	7.6
6. Gene Shannon, 1951	143	1,036	7.3
7. Ken Bolin, 1960	75	542	7.2
8. Chuck Weatherspoon, 1990	158	1,097	6.9
9. Max Clark, 1950	134	936	6.9
10. Jim Strong, 1969	190	1,293	6.8

Rushing Touchdowns

Player, Year	TDs
1. Jackie Battle, 2006	15
2. Antowain Smith, 1996	14
Anthony Alridge, 2007	14
4. Paul Gipson, 1968	13
5. Robert Newhouse, 1971	12
Leonard Parker, 1973	12
Ketric Sanford, 1999	12
8. Gene Shannon, 1951	11
Paul Gipson, 1967	11
Jim Strong, 1969	11
Tommy Mozisek, 1970	11
Alois Blackwell, 1977	11
Joffrey Reynolds, 2002	11

Pass Completions

Player, Year	Complete
1. David Klingler, 1990	374
2. André Ware, 1989	365
3. Jimmy Klingler, 1992	303
4. Kevin Kolb, 2006	292
5. David Klingler, 1991	278
6. Jason McKinley, 2000	254
Kevin Kolb, 2005	254
8. Chuck Clements, 1995	245
9. Chuck Clements, 1996	223
10. Kevin Kolb, 2003	220

Pass Attempts

Player, Year	Attempts
1. David Klingler, 1990	643
2. André Ware, 1989	578
3. Jimmy Klingler, 1992	504
4. David Klingler, 1991	498
5. Chuck Clements, 1995	437
6. Kevin Kolb, 2006	432
7. Jason McKinley, 2000	431
8. Kevin Kolb, 2005	420
9. Jason McKinley, 1998	386
10. Kevin Kolb, 2003	360

Passing Yards

Player, Year	Yards
1. David Klingler, 1990	5,140
2. André Ware, 1989	4,699
3. Jimmy Klingler, 1992	3,818
4. Kevin Kolb, 2006	3,809
5. David Klingler, 1991	3,388
6. Kevin Kolb, 2005	3,258
7. Kevin Kolb, 2003	3,131
8. Kevin Kolb, 2004	2,766
9. Jason McKinley, 2000	2,696
10. Chuck Clements, 1995	2,641

Touchdown Passes

Player, Year	TDs
1. David Klingler, 1990	54
2. André Ware, 1989	46
3. Jimmy Klingler, 1992	32
4. Kevin Kolb, 2006	30
5. David Klingler, 1991	29
6. André Ware, 1988	25
Kevin Kolb, 2003	25
8. Bo Burris, 1966	22
9. Chuck Clements, 1996	21
10. Kevin Kolb, 2005	19

Passing Efficiency (Based on NCAA Formula, Min. 50 Atts.)

Player, Year	C-A	Yds	TD	INT	Rating
1. Rusty Clark, 1968	32-58	650	7	1	185.7
2. Kevin Kolb, 2006	292-432	3,809	30	4	162.7
3. Kevin Kolb, 2003	220-360	3,131	25	6	153.8
4. André Ware, 1989	365-578	4,699	46	15	152.5
5. Blake Joseph, 2007	100-155	1,324	9	4	150.3
6. Case Keenum, 2007	187-273	2,259	14	10	147.6
7. David Klingler, 1990	374-643	5,140	54	20	146.8
8. David Klingler, 1989	68-114	865	8	1	144.7
9. Jack Skog, 1964	30-55	436	6	4	142.6
10. Dick Woodall, 1967	65-132	1,224	12	10	142.0

All-Purpose Yards

Player, Year	Plays	Rush	Rec	KR	PR	Total
1. Chuck Weatherspoon, 1989	226	1,146	735	95	415	2,391
2. Anthony Alridge, 2007	310	1,597	428	233	0	2,258
3. Chuck Weatherspoon, 1990	229	1,097	560	185	196	2,038
4. Robert Newhouse, 1971	286	1,757	35	196	0	1,988
5. Donnie Avery, 2007	106	0	1,456	424	0	1,880
6. Anthony Alridge, 2006	141	959	274	603	0	1,836
7. Paul Gipson, 1968	253	1,550	9	227	0	1,786
8. Gene Shannon, 1951	177	1,036	345	323	0	1,704
9. Manny Hazard, 1989	142	0	1,689	0	0	1,689
10. Joffrey Reynolds, 2002	335	1,545	135	0	0	1,680

Scoring

Player, Year	TDs	PAT	2PT	FG	Total
1. Manny Hazard, 1989	22	0-0	1	0-0	134
2. Roman Anderson, 1989	0	65-67	0	22-36	131
3. Roman Anderson, 1990	0	58-58	0	19-25	115
4. Anthony Alridge, 2007	19	0-0	0	0-0	114
5. Ken Hebert, 1966	11	41-46	0	2-7	113
6. Roman Anderson, 1988	0	51-51	0	19-25	108
7. Dustin Bell, 2003	0	56-56	0	14-19	98
8. Ben Bell, 2006	0	51-53	0	14-18	93
T.J. Lawrence, 2007	0	54-55	0	13-22	93
10. Antowain Smith, 1996	15	0-0	1	0-0	92



SINGLE-SEASON RECORDS

Total Offense

Player, Year	Plays	Rush	Pass	Total
1. David Klingler, 1990	704	81	5,140	5,221
2. André Ware, 1989	528	-38	4,669	4,661
3. Kevin Kolb, 2006	543	154	3,809	3,963
4. Jimmy Klingler, 1992	544	-50	3,818	3,768
5. Kevin Kolb, 2003	499	346	3,131	3,477
6. Kevin Kolb, 2005	524	200	3,258	3,458
7. David Klingler, 1991	590	-162	3,388	3,226
8. Kevin Kolb, 2004	471	51	2,766	2,817
9. Case Keenum, 2007	376	412	2,259	2,671
10. Chuck Clements, 1995	474	-56	2,641	2,585

Plays

Player, Year	Plays
1. David Klingler, 1990	704
2. David Klingler, 1991	590
3. Jimmy Klingler, 1992	544
4. Kevin Kolb, 2006	543
5. André Ware, 1989	528
6. Kevin Kolb, 2005	524
7. Jason McKinley, 2000	504
8. Kevin Kolb, 2003	499
9. Chuck Clements, 1995	474
10. Kevin Kolb, 2004	471

Average Per Play (Minimum 100 plays)

Player, Year	Plays	Yards	Avg.
1. Chuck Weatherspoon, 1989	120	1,146	9.55
2. Chuck Weatherspoon, 1988	118	1,004	8.51
3. Lamar Smith, 1992	111	845	7.61
4. David Klingler, 1990	704	5,221	7.41
5. André Ware, 1989	528	4,661	7.40
6. Kevin Kolb, 2006	543	3,963	7.30
7. Gene Shannon, 1951	143	1,036	7.25
8. Case Keenum, 2007	376	2,671	7.10
9. Max Clark, 1950	134	936	6.99
10. Kevin Kolb, 2003	499	3,477	6.97

Touchdowns Responsible For

Player, Year	TDs
1. David Klingler, 1990	55
2. André Ware, 1989	49
3. Kevin Kolb, 2006	34
4. Jimmy Klingler, 1992	32
5. David Klingler, 1990	30
Kevin Kolb, 2003	30
7. André Ware, 1988	27
8. Bo Burris, 1966	26
9. Kevin Kolb, 2005	24
10. Case Keenum, 2007	23

Pass Receptions

Player, Year	Catches
1. Manny Hazard, 1989	142
2. Jason Phillips, 1988	108
3. Freddie Gilbert, 1991	106
4. Sherman Smith, 1992	103
5. James Dixon, 1988	102
6. Jason Phillips, 1987	99
7. Donnie Avery, 2007	91
8. Jerrian James, 1998	80
Brian Robinson, 2000	80
Vincent Marshall, 2006	80

Receiving Yards

Player, Year	Catches	Yards
1. Manny Hazard, 1989	142	1,689
2. Donnie Avery, 2007	91	1,456
3. Jason Phillips, 1988	108	1,444
4. Elmo Wright, 1969	63	1,275
5. Marcus Grant, 1991	78	1,262
6. Brandon Middleton, 2003	55	1,250
7. Elmo Wright, 1968	43	1,198
8. James Dixon, 1988	102	1,103
9. Vincent Marshall, 2004	61	1,040
10. Vincent Marshall, 2006	80	979

Yards Per Reception

Player, Year	Rec.	Yds.	Yds/Rec
1. Elmo Wright, 1968	43	1,198	27.9
2. Brandon Middleton, 2001	20	486	24.2
3. Brandon Middleton, 2002	28	674	24.1
4. Brandon Middleton, 2003	55	1,250	22.7
5. Ken Hebert, 1967	28	626	22.4
6. Ken Hebert, 1966	38	800	21.1
7. Vic Hampel, 1951	24	499	20.8
8. Elmo Wright, 1969	63	1,275	20.3
9. Eddie Foster, 1976	26	524	20.2
10. Elmo Wright, 1970	47	874	18.6

Touchdown Catches

Player, Year	TDs
1. Manny Hazard, 1989	22
2. Jason Phillips, 1988	15
3. Elmo Wright, 1969	14
Brandon Middleton, 2003	14
5. Ron Peters, 1992	11
James Dixon, 1988	11
Elmo Wright, 1968	11
Ken Hebert, 1966	11
9. Marcus Grant, 1991	10
Patrick Cooper, 1990	10

Touchdowns

Player, Year	TDs
1. Manny Hazard, 1989	22
2. Anthony Alridge, 2007	19
3. Jason Phillips, 1988	15
Antowain Smith, 1996	15
Jackie Battle, 2006	15
6. Kimble Anders, 1987	14
Elmo Wright, 1969	14
Paul Gipson, 1968	14
Brandon Middleton, 2003	14
10. Chuck Weatherspoon, 1990	13
Chuck Weatherspoon, 1989	13
Gene Shannon, 1951	13
Joffrey Reynolds, 2002	13

Kick Scoring

Player, Year	PAT	FG	Total
1. Roman Anderson, 1989	65-67	22-34	131
2. Roman Anderson, 1990	58-58	19-25	115
3. Roman Anderson, 1988	51-51	19-25	108
4. Dustin Bell, 2003	56-56	14-19	98
5. Ben Bell, 2006	51-53	14-18	93
T.J. Lawrence, 2007	54-55	13-22	93
7. Chip Brown dyke, 1987	25-26	19-24	82
8. Mike Clendenen, 1984	18-21	18-22	72
9. Sebastian Villarreal, 1996	37-39	11-15	70
10. Roman Anderson, 1991	39-41	10-15	69

Interceptions

Player, Year	INTs
1. Cornelius Price, 1989	12
2. Anthony Francis, 1976	10
Paul Shires, 1968	10
Byron Beaver, 1962	10
5. Jerry Parks, 1990	8
Johnny Jackson, 1987	8
L.D. Rowden, 1969	8
8. Butch LaCroix, 1981	7
Mike James, 1999	7
10. 9 Tied With	6

(latest: Delmonico Montgomery, 1996)

Punt Return Average (Minimum 5 Returns)

Player, Year	Returns	Yards	Avg.
1. Ken Stegall, 1955	7	172	24.6
2. Don Bean, 1966	19	384	20.2
3. Joe Lopasky, 1963	8	152	19.0
4. Harold Lewis, 1956	7	122	17.4
5. Ken Stegall, 1953	5	87	17.4
6. Chuck Weatherspoon, 1990	12	196	16.3
7. Harold Lewis, 1958	7	114	16.3
8. Robert Giblin, 1974	7	113	16.1
9. Larry Lindsey, 1960	11	175	15.9
10. Jamie Mouton, 1992	18	278	15.4

Kickoff Return Average (Minimum 10 Returns)

Player, Year	Returns	Yards	Avg.
1. Claude King, 1958	10	291	29.1
2. Mike Smith, 1998	12	349	29.08
3. Donnie Avery, 2007	15	424	28.3
4. Ketric Sanford, 1997	19	530	27.9
5. James Dixon, 1987	33	903	27.4
6. Joe Lopasky, 1963	16	430	26.9
7. Ricky Wilson, 2003	23	600	26.1
8. Warren McVea, 1965	17	428	25.2
9. Willie Roberts, 1969	20	502	25.1
Vernell Ramsey, 1986	20	502	25.1

Punting Average (Minimum 20 Punts)

Player, Year	Punts	Yards	Avg.
1. Ken Hebert, 1967	42	1,830	43.6
2. Robert Myers, 1985	63	2,740	43.5
3. Charles Langston, 1991	52	2,246	43.2
4. Mike Clark, 1999	32	1,373	42.9
5. Chase Turner, 2007	45	1,921	42.7
6. Ken Hebert, 1965	75	3,147	42.0
7. Jimmy McClary, 2003	61	2,560	42.0
8. Jay Wyatt, 1977	57	2,387	41.9
9. Robert Myers, 1983	42	1,752	41.7
Jason Stoft, 1994	66	2,754	41.7

Total Tackles

Player, Year	Tackles
1. Frank Ditta, 1970	177
2. Hanik Milligan, 2001	174
3. Bryant Winn, 1984	167
4. Gary McGuire, 1986	163
5. Ryan McCoy, 1993	157
6. Gary McGuire, 1985	155
7. Hanik Milligan, 2002	149
8. Gary McGuire, 1987	148
9. Kenny Hill, 1999	140
10. Greg Brezina, 1967	139



CAREER LEADERS

Career Rushing Yards

Player, Years	Rushes	Yards
1. Ketric Sanford, 1996-99	743	3,636
2. Chuck Weatherspoon, 1987-90	395	3,247
3. Robert Newhouse, 1969-71	461	2,961
4. Joffrey Reynolds, 1999-2002	618	2,947
5. Paul Gipson, 1966-68	447	2,769
6. Anthony Alridge, 2005-07	363	2,595
7. Alois Blackwell, 1975-77	428	2,467
8. Gene Shannon, 1949-51	369	2,332
9. Anthony Evans, 2002-05	492	2,295
10. Dick Post, 1964-66	457	2,219

KETRIC SANFORD



Career Rushes

Player, Years	Rushes
1. Ketric Sanford, 1996-99	743
2. Joffrey Reynolds, 1999-2002	618
3. Anthony Evans, 2002-05	492
4. Robert Newhouse, 1969-71	461
5. Lionel Wilson, 1980-83	459
6. Dick Post, 1964-66	457
7. Terald Clark, 1976-80	456
8. Paul Gipson, 1966-68	447
9. Gerald Landry, 1983-86	444
10. Jackie Battle, 2003-06	441

Career Average Per Rush

Player, Years	Rushes	Yards	Avg.
1. Chuck Weatherspoon, 1987-90	395	3,247	8.2
2. Anthony Alridge, 2005-07	363	2,595	7.1
3. Warren McVea, 1965-67	217	1,461	6.7
4. Jim Strong, 1967-69	298	1,936	6.5
5. Robert Newhouse, 1968-71	461	2,961	6.4
6. Gene Shannon, 1949-51	369	2,332	6.3
7. Paul Gipson, 1966-68	447	2,769	6.2
8. Marshall Johnson, 1972-74	258	1,587	6.1
9. Alois Blackwell, 1975-77	428	2,467	5.8
10. Tommy Mozisek, 1969-71	307	1,708	5.6

Career Rushing TDs

Player, Years	TDs
1. Jackie Battle, 2003-06	31
2. Ketric Sanford, 1996-99	28
3. Chuck Weatherspoon, 1987-90	27
4. Paul Gipson, 1966-68	25
5. Gene Shannon, 1949-51	23
6. Joffrey Reynolds, 1999-2002	23
7. Anthony Alridge, 2005-07	22
8. Alois Blackwell, 1975-77	21
9. Ted Heiskell, 1968-70	20
10. Antowain Smith, 1995-96	19
Robert Newhouse, 1969-71	19
Jim Strong, 1967-69	19

Pass Completions

Player, Years	Complete
1. Kevin Kolb, 2003-06	964
2. Jason McKinley, 1997-2000	786
3. David Klingler, 1988-91	726
4. Chuck Clements, 1993-96	683
5. André Ware, 1987-89	660
6. Jimmy Klingler, 1991-93	428
7. Gerald Landry, 1983-86	326
8. David Dacus, 1987-88	291
9. Gary Mullins, 1969-71	245
10. Nick Eddy, 2001-02	233

Pass Attempts

Player, Years	Attempts
1. Kevin Kolb, 2003-06	1,565
2. Jason McKinley, 1997-2000	1,388
3. David Klingler, 1988-91	1,262
4. Chuck Clements, 1993-96	1,192
5. André Ware, 1987-89	1,074
6. Jimmy Klingler, 1991-93	754
7. Gerald Landry, 1983-86	708
8. Gary Mullins, 1969-71	509
9. David Dacus, 1987-88	503
10. Nick Eddy, 2001-02	443

Passing Yards

Player, Years	Yards
1. Kevin Kolb, 2003-06	12,964
2. David Klingler, 1988-91	9,430
3. Jason McKinley, 1997-2000	8,694
4. André Ware, 1987-89	8,202
5. Chuck Clements, 1993-96	7,112
6. Jimmy Klingler, 1991-93	5,243
7. Gerald Landry, 1983-86	4,512
8. Gary Mullins, 1969-71	4,095
9. David Dacus, 1987-88	3,446
10. Bo Burris, 1964-66	3,250

Touchdown Passes

Player, Years	TDs
1. David Klingler, 1988-91	91
2. Kevin Kolb, 2003-06	85
3. André Ware, 1987-89	75
4. Jason McKinley, 1997-2000	46
5. Chuck Clements, 1993-95	43
6. Jimmy Klingler, 1991-93	39
7. Gary Mullins, 1969-71	37
8. Bo Burris, 1964-66	35
9. Gerald Landry, 1983-86	28
10. D.C. Nobles, 1971-73	24

Plays

Player, Years	Plays
1. Kevin Kolb, 2003-06	2,037
2. Jason McKinley, 1997-00	1,533
3. David Klingler, 1988-91	1,432
4. Chuck Clements, 1993-96	1,284
5. Gerald Landry, 1983-86	1,260
6. André Ware, 1987-89	1,183
7. Lionel Wilson, 1980-83	885
8. Jimmy Klingler, 1991-93	830
9. Gary Mullins, 1969-71	756
10. Danny Davis, 1976-78	655

Solo Tackles

Player, Year	Solo
1. Gary McGuire, 1986	118
2. Steve Bradham, 1980	107
3. Robert Harper, 1986	102
Hanik Milligan, 2001	102
5. Gary McGuire, 1987	101
Bryant Winn, 1984	101
7. Gary McGuire, 1985	100
Ryan McCoy, 1993	100

Assists

Player, Year	Assists
1. Frank Ditta, 1970	90
2. Wade Phillips, 1967	81
3. Jerry Drones, 1968	79
4. Deryl McGallion, 1972	77
Hanik Milligan, 2002	77

Quarterback Sacks

Player, Year	Sacks
1. Mack Mitchell, 1973	13
Craig Veasey, 1989	13
3. Sam Proctor, 1979	12
Glenn Montgomery, 1988	12
Reggie Burnette, 1990	12
Glenn Cadrez, 1991	12
7. Mack Mitchell, 1974	11
T.J. Turner, 1984	11
9. Phillip Hunt, 2007	10.5
10. Bill Stohler, 1973	10
Louis Hampton, 1998	10
Wayne Rogers, 2000	10

Tackles for Loss

Player, Year	TFLS
1. Wayne Rogers, 2000	26
2. T.J. Turner, 1984	23
3. Reggie Burnette, 1990	22
4. T.J. Turner, 1985	21
Craig Veasey, 1989	21
6. Wilson Whitley, 1976	20
Glenn Montgomery, 1988	20
8. Sam Proctor, 1979	19
Wayne Rogers, 1999	19
10. Farouk Adelekan, 2002	18
Lance Everson, 2003	18
Phillip Hunt, 2007	18

Passes Broken Up

Player, Year	Passes
1. Will Pettis, 1999	20
2. Willie Gaston, 2006	19
3. Mark Mohr, 1976	16
Johnny Jackson, 1987	16
Delmonico Montgomery, 1996	16
6. Jason Parker, 2000	15
7. William Fields, 1998	14
8. Jeff Bouche, 1973	13
Cornelius Price, 1989	13
Willie Gaston, 2005	13
Kenneth Fontenette, 2006	13

Fumble Recoveries

Player, Year	Number of Recoveries
1. Chuck Weatherspoon, 1988	5
2. Ronnie Peacock, 1970	4
Leo Truss, 1981	4
Craig Veasey, 1989	4
5. 27 Players Tied	3



CAREER STATISTICS

TDs Responsible For

Player, Years	TDs
1. Kevin Kolb, 2003-06	106
2. David Klingler, 1988-91	93
3. André Ware, 1987-89	81
4. Gary Mullins, 1969-71	52
5. Jason McKinley, 1997-2000	47
6. Bo Burris, 1964-66	41
7. Gerald Landry, 1983-86	39
Jimmy Klingler, 1991-93	39
9. D.C. Nobles, 1971-73	36
10. Danny Davis, 1976-78	33

Pass Receptions

Player, Years	Catches
1. Vincent Marshall, 2003-06	272
2. Orlando Iglesias, 1997-2001	222
3. Manny Hazard, 1989-90	220
4. Donnie Avery, 2004-07	210
5. Jason Phillips, 1987-88	207
6. James Dixon, 1987-88	161
7. Freddie Gilbert, 1991-92	158
8. Kimble Anders, 1985-89	155
9. Elmo Wright, 1968-70	153
10. Sherman Smith, 1990-93	140



ELMO WRIGHT

Receiving Yards

Player, Years	Catches	Yards
1. Vincent Marshall, 2003-06	272	3,770
2. Elmo Wright, 1968-70	153	3,347
3. Donnie Avery, 2004-07	210	3,289
4. Brandon Middleton, 1999-2003	137	2,873
5. Orlando Iglesias, 1997-2001	222	2,810
6. Manny Hazard, 1989-90	220	2,635
7. Jason Phillips, 1987-88	207	2,319
8. Marcus Grant, 1989-91	116	1,927
9. Donnie Avery, 2004-	119	1,830
10. Don Bass, 1974-77	105	1,821

Touchdown Catches

Player, Years	TDs
1. Elmo Wright, 1968-70	34
2. Manny Hazard, 1989-90	31
3. Vincent Marshall, 2003-06	26
4. Brandon Middleton, 1999-2003	24
5. Ken Hebert, 1965-67	22
6. Donnie Avery, 2004-07	19
7. Jason Phillips, 1987-88	18
8. Orlando Iglesias, 1997-2001	17
9. Marcus Grant, 1989-91	16
10. Ron Peters, 1991-94	15

Touchdowns

Player, Years	TDs
1. Chuck Weatherspoon, 1987-90	37
2. Elmo Wright, 1968-70	35
3. Anthony Alridge, 2005-07	32
4. Manny Hazard, 1989-90	31
Jackie Battle, 2003-06	31
6. Ketric Sanford, 1996-99	29
Vincent Marshall, 2003-06	29
8. Gene Shannon, 1949-51	28
9. Kimble Anders, 1985-89	27
10. Paul Gipson, 1966-68	26
Joffrey Reynolds, 1999-2002	26

Kick Scoring

Player, Years	PAT	FG	Total
1. Roman Anderson, 1988-91	213-216	70-101	423
2. Dustin Bell, 2001-04	109-115	39-55	226
3. Mike Clendenen, 1981-84	84-88	41-59	207
4. Chip Browndyke, 1985-87	69-71	37-52	180
5. Sebastian Villarreal, 1995-96	76-79	31-44	169
6. Kenny Hatfield, 1977-79	104-112	19-33	161
7. Ben Bell, 2005-	88-92	22-30	154
8. Trace Craft, 1992-94	72-75	21-36	135
9. Lennard Coplin, 1974-76	76-89	19-29	133
10. Ken Hebert, 1965-67	89-103	7-20	110

Interceptions

Player, Year	INTs
1. Cornelius Price, 1988-89	16
2. Johnny Jackson, 1986-88	14
Anthony Francis, 1975-77	14
Gus Hollomon, 1965-67	14
5. Will Gulley, 2002-06	13
6. Calvin Eason, 1980-82	12
Paul Shires, 1966-68	12
8. Reggie Vonner, 1980-82	11
Mark Mohr, 1974-76	11
Harold Evans, 1972-74	11
Robert Giblin, 1972-74	11
L.D. Rowden, 1969-70	11
Tom Paciorek, 1964-66	11

Punt Return Average (Minimum 10 Returns)

Player, Years	Returns	Yards	Avg.
1. Ken Stegall, 1953-55	19	323	17.0
2. Joe Lopasky, 1962-64	15	228	15.2
3. Vincent Marshall, 2003-06	12	175	14.6
4. Don Bean, 1966-67	64	906	14.2
5. Harold Lewis, 1956-58	23	325	14.1
6. Jamie Mouton, 1989-92	20	282	14.1
7. Larry Lindsey, 1960-61	14	189	13.5
8. Don Brown, 1957-58	10	133	13.3
9. Max Clark, 1948-50	32	425	13.3
10. Jack Gwin, 1946-48	10	129	12.9

Kickoff Return Average (Minimum 14 Returns)

Player, Years	Returns	Yards	Avg.
1. Claude King, 1957-59	16	436	27.3
2. Joe Lopasky, 1962-64	26	708	27.2
3. James Dixon, 1987-88	58	1,468	25.3
4. Vernell Ramsey, 1984-86	20	502	25.1
Ketric Sanford, 1996-99	68	1,705	25.1
6. Ken Bolin, 1959-61	32	798	24.9
7. Paul Smith, 1986-89	14	343	24.5
8. Mike Smith, 1994-98	25	606	24.2
9. Ricky Wilson, 2003-05	41	990	24.1

Punting Average (Minimum 50 Punts)

Player, Years	Punts	Yards	Avg.
1. Robert Myers, 1983, 85	105	4,492	42.8
2. Ken Hebert, 1965-67	157	6,630	42.2
3. Jason Stoft, 1993-94	66	2,754	41.7
4. Charles Langston, 1990-91	99	4,093	41.3
5. Mike Parrott, 1968-70	136	5,472	40.2
Mike Clark, 1999-2000	108	4,345	40.2
7. Ignacio Saucedo, 1995-97	195	7,814	40.1
8. Simon Rodriguez, 1986-89	245	9,789	40.0
9. Jay Wyatt, 1975-78	197	7,809	39.6
10. Hal Roberts, 1971-73	137	5,373	39.2

Total Tackles

Player, Years	Tackles
1. Ryan McCoy, 1990-93	507
2. Gary McGuire, 1984-87	472
3. Hanik Milligan, 2000-02	405
4. Mike Parker, 1994-97	391
5. David Hodge, 1975-79	377
6. Greg Brezina, 1965-67	350
7. Charlie Hall, 1968-70	345
8. Jerry Drones, 1967-69	345
9. Wade Phillips, 1966-68	343
Eric Blount, 1989-92	343

Solo Tackles

Player, Years	Solo
1. Gary McGuire, 1984-87	324
2. Ryan McCoy, 1990-93	323
3. David Hodge, 1975-79	261
4. Steve Bradham, 1977-80	244
5. Hanik Milligan, 2000-02	235
6. Robert Jones, 1983-87	230
Mike Parker, 1994-97	230
8. Eric Blount, 1989-92	229
9. Robert Jones, 1984-87	206

Assists

Player, Years	Tackles
1. Wade Phillips, 1966-68	228
2. Jerry Drones, 1967-69	186
3. Ryan McCoy, 1990-93	184
4. Hanik Milligan, 2000-02	170
5. Glenn Graef, 1967-69	168
6. Frank Ditta, 1969-71	163
Wade Koehl, 2003-06	163
8. Mike Parker, 1994-97	161
9. Carl Cunningham, 1964-65	159
10. Charlie Hall, 1968-70	157
Greg Brezina, 1965-67	157

Quarterback Sacks

Player, Years	Sacks
1. Mack Mitchell, 1972-74	33
2. T. J. Turner, 1982-85	30
3. Hosea Taylor, 1977-80	26
4. Leonard Mitchell, 1977-80	22
5. Larry Keller, 1972-74	21
Glenn Montgomery, 1985-88	21
7. <i>Phillip Hunt, 2005-07</i>	<i>20.5</i>
8. Bill Stohler, 1971-73	20
9. Reggie Burnette, 1988-90	19
Craig Veasey, 1986-89	19
Louis Hampton, 1995-98	19
Wayne Rogers, 1997-2000	19

Career Passing Efficiency

Player, Years	Comp-Att	Yards	TD	INT	Rating
1. Kevin Kolb, 2003-06	964-1,565	12,964	85	31	145.2
2. André Ware, 1987-89	660-1,074	8,202	75	28	143.5
3. David Klingler, 1988-91	726-1,262	9,430	91	38	138.0
4. Dick Woodall, 1965-67	106-219	1,836	15	10	132.3
5. Gary Mullins, 1969-71	245-509	4,095	37	24	130.3
6. Delrick Brown, 1977-79	140-275	1,921	22	9	129.5
7. Danny Davis, 1976-78	174-352	2,702	22	17	124.9
8. Jimmy Klingler, 1991-93	428-754	5,243	39	29	124.5
9. David Dacus, 1987-88	291-503	3,446	21	17	122.4
10. Ken Bailey, 1967-69	120-264	2,042	18	22	116.3

Total Offense


Player, Years	Games	Plays	Rush	Pass	Total
1. Kevin Kolb, 2003-06	50	2,037	751	12,964	13,715
2. David Klingler, 1988-91	32	1,432	-103	9,430	9,327
3. Jason McKinley, 1997-2000	44	1,533	-417	8,694	8,277
4. André Ware, 1987-89	27	1,183	-144	8,202	8,058
5. Chuck Clements, 1993-96	36	1,285	-219	7,112	6,893
6. Gerald Landry, 1983-86	39	1,260	1,317	4,512	5,829
7. Jimmy Klingler, 1991-93	23	830	-122	5,244	5,122
8. Gary Mullins, 1969-71	32	756	603	4,095	4,698
9. Lionel Wilson, 1980-83	29	885	1,339	3,049	4,388
10. D.C. Nobles, 1971-73	29	627	991	2,706	3,697

All-Purpose Yards

Player, Years	Plays	Rush	Rec	KR	PR	Total
1. Ketric Sanford, 1996-99	873	3,636	476	1,705	0	5,817
2. C. Weatherspoon, 1987-90	595	3,247	1,375	482	611	5,715
3. Vincent Marshall, 2003-06	357	299	3,770	370	323	4,762
4. Anthony Alridge, 2005-07	474	2,595	997	856	0	4,453
5. Donnie Avery, 2004-07	253	0	3,289	896	0	4,213
6. Brandon Middleton, 1999-03	200	21	2,873	1,210	0	4,104
7. Joffrey Reynolds, 1999-2002	722	2,947	677	50	0	3,674
8. Gene Shannon, 1949-51	439	2,332	658	657	14	3,661
9. Elmo Wright, 1968-70	166	135	3,347	0	0	3,482
10. Robert Newhouse, 1969-71	485	2,961	39	416	0	3,426

Average Per Play (Minimum 200 Plays)

Player, Years	Plays	Yards	Avg.
1. Chuck Weatherspoon, 1987-90	395	3,247	8.22
2. Ketric Sanford, 1996-99	876	5,993	6.84
3. André Ware, 1987-89	1,183	8,058	6.80
4. Warren McVea, 1965-67	217	1,461	6.73
Kevin Kolb, 2003-06	2,037	13,715	6.73
6. David Klingler, 1988-91	1,432	9,327	6.51
7. Jim Strong, 1967-69	298	1,936	6.50
8. Robert Newhouse, 1969-71	461	2,961	6.42
9. Gene Shannon, 1949-51	369	2,332	6.32
10. Paul Gipson, 1966-68	450	2,843	6.32



Scoring

Player, Years	TDs	PAT	2PT	FG	Total
1. Roman Anderson, 1988-91	0	213-216	0	70-101	423
2. Ken Hebert, 1965-67	22	89-104	2	7-20	246
3. Dustin Bell, 2001-04	0	109-115	0	39-55	226
4. C. Weatherspoon, 1987-90	37	0-0	1	0-0	224
5. Elmo Wright, 1968-70	35	0-0	3	0-0	216
6. Mike Clendenen, 1981-84	0	84-88	0	41-59	207
7. Anthony Alridge, 2005-07	32	0-0	1	0-0	194
8. Manny Hazard, 1989-90	31	0-0	1	0-0	192
9. Jackie Battle, 2003-06	31	0-0	1	0-0	188
10. Chip Browndyke, 1985-87	0	69-71	0	37-52	180

Tackles For Loss

Player, Years	TFLs
1. T.J. Turner, 1982-85	66
2. Wayne Rogers, 1997-2000	57
3. Joe Clay, 2001-04	43
4. Wilson Whitley, 1973-76	41
5. Glenn Montgomery, 1985-88	39
6. Reggie Burnette, 1988-90	38
Lance Everson, 2002-05	38
8. Phillip Hunt, 2005-	36
9. Hosea Taylor, 1977-80	35
10. Ryan McCoy, 1990-93	34
Wade Koehl, 2003-06	34

Passes Broken Up

Player, Years	Number of Breakups
1. Willie Gaston, 2003-06	45
2. Jason Parker, 1998-2001	32
3. Johnny Jackson, 1985-88	31
4. William Fields, 1996-99	28
5. Mark Mohr, 1973-76	25
Delmonico Montgomery, 1993-96	25
7. Elvis Bradley, 1976-79	24
Kenneth Fontenette, 2005-	24
9. Stanford Rountt, 2001-04	23
10. Robert Giblin, 1971-74	22

Fumble Recoveries

Player, Years	Number of Recoveries
1. Wade Phillips, 1965-68	7
Jerry Drones, 1966-69	7
3. Bill Stohler, 1970-73	5
Wilson Whitley, 1973-76	5
Keith Jenkins, 1985-88	5
Rusty Foster, 1994-97	5
Chuck Witherspoon, 1987-90	5
Hanik Milligan, 2000-02	5
9. Ronnie Peacock, 1967-70	4
Butch Brezina, 1968-71	4
Lee Canalito, 1972-75	4
David Hodge, 1973-76	4
Elvis Bradley, 1976-79	4
Leo Truss, 1978-81	4
Grady Turner, 1978-81	4
Craig Veasey, 1986-89	4
Allen Aldrige, 1990-93	4
Brendan Pahulu, 2004-07	4

Forced Fumbles

Player, Years	Number Caused
1. Leonard Mitchell, 1977-80	10
2. Hanik Milligan, 2000-02	9
3. Will Gullely, 2002-06	8
4. Steve Bradham, 1977-80	7
5. Bubba Broussard, 1972-74	6
Steve George, 1971-72	6
Hosea Taylor, 1977-80	6
8. David Hodge, 1975-79	5
Paul Humphreys, 1974-76	5
Mike James, 1998-99	5
Wilson Whitley, 1973-76	5
Brendan Pahulu, 2004-07	5



ANNUAL LEADERS

Rushing

Year	Name	Carries	Net	Avg.	TD	LG
1947	Boyd Tingle	54	299	5.5	5	81td
1948	Jack Gwin	78	357	4.6	2	—
1949	Gene Shannon	88	498	5.7	5	41td
1950	Max Clark	129	860	6.7	8	45td
1951	Gene Shannon	143	1,036	7.3	11	72td
1952	S. M. Meeks	78	366	4.7	4	40td
1953	Donn Hargrove	69	407	5.9	7	80td
1954	Jack Patterson	77	361	4.7	3	—
1955	Curley Johnson	82	469	5.7	3	—
1956	Don Flynn	90	412	4.6	4	—
1957	Don Brown	86	378	4.4	3	—
1958	Claude King	76	439	5.8	3	47td
1959	Charlie Rieves	87	347	4.0	3	19
1960	Ken Bolin	75	542	7.2	4	56td
1961	Ken Bolin	60	356	5.9	3	80td
1962	Bobby Brezina	102	512	5.0	6	73td
1963	Joe Lopasky	96	353	3.7	3	18
1964	Dick Post	116	528	4.6	5	66
1965	Dick Post	156	630	4.0	3	37
1966	Dick Post	185	1,061	5.7	5	40td
1967	Paul Gipson	187	1,100	5.9	11	52
1968	Paul Gipson	242	1,550	6.4	13	66
1969	Jim Strong	190	1,293	6.8	11	50
1970	Tommy Mozisek	153	935	6.1	11	70td
1971	Robert Newhouse	277	1,757	6.3	12	75
1972	Nat "Puddin" Jones	222	1,216	5.5	10	33
1973	Leonard Parker	224	1,123	5.0	12	56
1974	John Housman	192	988	5.2	8	40
1975	John Housman	107	466	4.4	5	30td
1976	Alois Blackwell	151	934	6.2	8	57td
1977	Alois Blackwell	213	1,169	5.5	11	71td
1978	Emmett King	183	1,095	6.0	5	83td
1979	Terald Clark	193	1,063	5.5	7	46td
1980	Terald Clark	219	859	3.9	4	43td
1981	Lionel Wilson	191	656	3.4	7	61td
1982	Dallas Wiggins	169	895	5.3	5	39
1983	Donald Jordan	191	1,049	5.5	7	59
1984	Raymond Tate	180	864	4.8	6	72td
1985	Sloan Hood	114	652	5.7	8	47td
1986	Sloan Hood	97	391	4.0	3	30
1987	Kimble Anders	158	791	5.0	8	57
1988	C. Weatherspoon	118	1,004	8.5	10	70
1989	C. Weatherspoon	119	1,146	9.6	10	60
1990	C. Weatherspoon	158	1,097	6.9	7	35
1991	TiAndre Sanders	70	397	5.7	5	64
1992	Lamar Smith	111	845	7.6	9	41
1993	Lamar Smith	96	417	4.3	2	34
1994	Jemaine Williams	136	670	4.9	5	45
1995	Antowain Smith	152	608	4.0	5	65td
1996	Antowain Smith	202	1,239	6.1	14	96td
1997	Ketric Sanford	151	636	4.2	3	25
1998	Ketric Sanford	222	1,054	4.7	6	75td
1999	Ketric Sanford	224	1,199	5.4	12	72td
2000	Joffrey Reynolds	136	534	3.9	5	35
2001	Joffrey Reynolds	181	818	4.5	7	76td
2002	Joffrey Reynolds	316	1,545	4.9	11	72td
2003	Anthony Evans	236	1,149	4.9	9	48td
2004	Anthony Evans	153	788	5.2	4	36
2005	Ryan Gilbert	170	1,037	6.1	9	58td
2006	Anthony Alridge	95	959	10.1	8	87td
2007	Anthony Alridge	259	1,597	6.2	14	60



ANTHONY EVANS

YEAR-BY-YEAR STATISTICS

	Points	FD	Rush	Pass	Total Offense	Plays	Passing Att-Comp-Int	Punts/Avg.	Fumbles/ Lost
1946 (4-6)									
UH	140	82	1447	396	1843	NA	82-22-11	81/36.7	
Opponents	142	100	1020	1149	2169	NA	182-81-14	80/35.8	
1947 (3-8)									
UH	96	82	1505	270	1775	576	107-19-18	105/36.2	
Opponents	182	91	1649	718	2367	537	143-48-15	82/37.2	
1948 (5-6)									
UH	149	110	1825	743	2568	675	150-61-14	66/36.4	
Opponents	182	91	1536	581	2117	533	103-35-11	78/36.7	
1949 (5-4-1)									
UH	229	121	1845	1136	2981	632	176-75-19	71/34.2	
Opponents	169	103	1302	1142	2444	616	207-84-17	80/38.9	
1950 (4-6)									
UH	223	134	2451-26	609-6	3060	659	126-47-13	50/34.5	—
Opponents	190	1261	772-13	1263-13	3035	678	202-85-15	55/35.3	—
1951 (5-5; Salad Bowl)									
UH	247	156	2326-22	1198-9	3786	630	160-76-14	36/37.5	49/21
Opponents	228	137	1758-19	1276-1	3034	660	117-78-14	52/36.4	36/21
1952 (8-2)									
UH	180	141	1914-23	853-4	2767	680	137-53-6	63/36.7	51/29
Opponents	80	115	1147-7	1003-6	2150	637	220-73-21	82/34.3	34/18
1953 (4-4-1)									
UH	189	113	2027-23	385-2	2412	530	92-43-5	52/35.5	28/18
Opponents	185	110	1550-17	772-7	2322	523	120-48-8	46/32.6	33/22
1954 (5-5)									
UH	125	141	1905-12	717-4	2622	571	124-53-9	48/32.6	45/32
Opponents	203	140	2024-20	1064-8	3088	644	171-66-10	55/33.8	23/13
1955 (6-4)									
UH	176	148	2077-18	776-9	2853	602	112-51-13	35/37.9	38/19
Opponents	139	139	1812-15	719-6	2531	573	125-54-15	42/34.9	24/12
1956 (7-2-1)									
UH	185	148	2145-19	729-7	2874	611	93-40-10	45/39.7	28/11
Opponents	90	136	1791-5	639-3	2430	604	126-49-13	50/37.6	30/19
1957 (5-4-1)									
UH	113	132	1749-12	695-4	2444	622	130-51-11	55/33.8	35/23
Opponents	141	124	1936-18	574-3	2510	612	116-43-13	56/36.4	22/11
1958 (5-4)									
UH	209	156	1730-19	1175-8	2905	635	188-98-16	39/31.0	23/9
Opponents	161	126	1037-11	1204-11	2241	526	192-102-8	50/36.1	24/12
1959 (3-7)									
UH	105	153	1577-10	1015-6	2592	633	179-92-1	951/36.4	23/15
Opponents	170	165	1869-19	1081-5	2981	642	170-77-10	43/40.2	27/14
1960 (6-4)									
UH	141	151	1872-15	839-5	2711	652	166-75-14	40/38.8	43/27
Opponents	150	141	1337-9	1255-12	2592	595	191-98-12	59/37.4	18/9
1961 (5-4-1)									
UH	144	120	1273-12	969-8	2242	596	192-89-15	64/38.8	25/18
Opponents	138	130	1073-10	1066-8	2139	638	190-85-11	64/34.1	18/9
1962 (6-4; Tangerine Bowl)									
UH	198	108	1251-17	926-8	2177	529	145-67-8	65/34.2	25/12
Opponents	171	161	1134-8	1686-14	2820	677	262-131-21	59/33.7	20/17
1963 (2-8)									
UH	149	135	1247-15	1318-8	2565	594	207-110-11	48/34.2	30/14
Opponents	208	173	1995-21	947-7	2942	608	162-80-11	44/38.2	27/12
1964 (2-6-1)									
UH	115	111	1229-8	927-8	2156	504	142-65-16	44/37.9	25/18
Opponents	174	121	1443-16	855-4	2398	561	179-72-11	49/35.3	11/4
1965 (4-5-1)									
UH	159	130	1071-7	1582-14	2653	618	227-108-11	75/42.0	34/19
Opponents	174	149	1243-8	1531-10	2774	679	248-114-17	72/41.61	9/11
1966 (8-2)									
UH	335	198	420-21	1952-23	4372	678	239-112-21	45/40.8	35/18
Opponents	125	146	943-4	1738-12	2681	695	291-121-26	67/39.8	21/10
1967 (7-3)									
UH	322	198	2709-29	1570-12	4279	738	185-89-16	49/44.4	46/29
Opponents	122	121	943-61	133-10	2076	677	227-94-2	86/37.5	21/16
1968 (6-2-2)									
UH	425	260	3617-36	2003-19	5620	846	213-105-13	35/36.9	57/31
Opponents	154	144	1671-13	947-9	2618	711	298-140-31	74/36.5	29/21



YEAR-BY-YEAR STATISTICS

	Points	FD	Rush	Pass	Total Offense	Plays	Passing Att-Comp-Int	Punts/Avg.	Fumbles/ Lost
1969 (8-2; Bluebonnet Bowl)									
UH	442	247	3170-32	1968-21	5136	845	252-116-11	46/40.7	43/20
Opponents	208	171	984-10	1915-16	2899	698	332-148-26	70/38.7	22/14
1970 (8-3)									
UH	307	209	2624-26	1769-17	4393	790	248-105-18	65/40.9	43/22
Opponents	160	167	1551-7	1403-9	2954	829	253-120-20	76/38.2	30/13
1971 (8-3; Bluebonnet Bowl)									
UH	339	245	3094-23	1899-17	4993	836	218-108-11	43/39.0	38/23
Opponents	199	179	1504-12	1431-9	293	748	258-120-25	66/39.6	39/16
1972 (6-4-1)									
UH	325	217	2761-26	1657-17	4418	826	253-117-11	58/39.5	30/17
Opponents	202	187	1964-15	1581-10	3545	808	288-120-25	68/40.7	38/17
1973 (10-1; Bluebonnet Bowl)									
UH	363	24	3798-32	1295-9	5093	896	181-77-10	42/38.3	44/26
Opponents	142	143	1090-10	1600-5	2690	714	283-117-25	71/38.3	33/14
1974 (8-3; Bluebonnet Bowl)									
UH	280	230	3448-27	1010-6	4458	868	148-60-9	50/37.2	61/32
Opponents	185	146	1456-12	1323-5	2779	714	238-99-18	79/38.7	29/17
1975 (2-8)									
UH	185	192	2084-17	1389-8	3473	708	180-90-17	49/38.2	47/29
Opponents	244	74	2131-17	1075-8	3206	686	153-72-7	51/39.4	41/26
1976 (9-2; Cotton Bowl)									
UH	313	230	2968-28	1587-13	4555	853	184-90-10	58/39.0	43/19
Opponents	217	171	1752-12	1904-9	3666	725	273-130-29	66/39.9	29/13
1977 (6-5)									
UH	282	223	2801-22	1378-14	4179	823	195-96-5	57/41.9	45/29
Opponents	259	202	1697-22	1899-10	3596	807	294-146-10	63/41.4	34/17
1978 (9-2; Cotton Bowl)									
UH	330	244	3306-30	1313-13	4619	845	189-93-7	54/39.0	44/27
Opponents	178	185	1531-9	2209-12	3740	757	286-146-17	66/40.4	26/17
1979 (10-1; Cotton Bowl)									
UH	278	236	3257-29	1028-6	4285	808	155-77-8	50/38.7	39/17
Opponents	121	147	1697-9	1089-3	2786	689	180-84-19	70/38.5	27/14
1980 (6-5; Garden State Bowl)									
UH	201	214	2426-19	1358-6	3784	836	212-91-17	61/35.5	47/32
Opponents	190	168	1533-10	1719-10	3254	769	281-131-17	72/41.6	25/14
1981 (7-3-1; Sun Bowl)									
UH	224	225	2458-18	1395-9	3853	873	200-101-13	57/38.0	39/20
Opponents	134	151	1115-5	1477-6	2592	703	287-124-25	74/40.21	19/11
1982 (5-5-1)									
UH	215	233	2510-22	1620-5	4130	841	220-107-17	67/39.2	37/17
Opponents	262	183	1903-19	1683-12	3586	774	256-126-12	72/42.4	22/13
1983 (4-7)									
UH	225	226	2646-20	642-7	4288	887	245-113-13	54/40.7	54/32
Opponents	294	185	1628-16	2184-19	3812	745	291-145-16	71/44.2	29/11
1984 (7-4; Cotton Bowl)									
UH	238	204	2144-14	1513-12	3657	829	238-115-18	66/38.3	39/19
Opponents	222	172	1749-17	1684-8	3433	774	265-120-20	65/42.1	30/17
1985 (4-7)									
UH	253	236	2469-21	1673-10	4142	807	258-121-9	63/43.5	30/17
Opponents	339	244	2585-28	1902-13	4487	851	281-139-5	52/40.2	25/12
1986 (1-10)									
UH	125	149	1738-6	1063-8	2801	703	205-86-15	78/38.1	38/21
Opponents	267	215	2268-18	1716-7	3984	846	273-131-8	60/40.0	33/18
1987 (4-6-1)									
UH	284	192	776-9	3265-15	4041	765	499-283-18	71/39.7	31/16
Opponents	292	248	1696-13	2938-16	4634	891	404-217-22	63/42.0	23/11
1988 (9-3; Aloha Bowl)									
UH	452	236	1178-16	4153-38	5331	832	580-344-15	68/41.1	28/20
Opponents	195	211	1500-16	1956-8	3456	938	393-161-17	98/41.1	41/28
1989 (9-2)									
UH	589	298	1250-15	5624-55	6873	904	694-434-16	37/37.0	25/6
Opponents	150	199	1651-11	1830-7	3481	871	368-158-32	90/39.4	36/20
1990 (10-1)									
UH	511	311	1242-9	5213-54	6455	905	659-386-20	47/39.3	16/6
Opponents	303	277	1901-20	3384-18	5285	966	462-245-21	65/36.3	31/17

JASON MCKINLEY



Passing Efficiency (Based on NCAA Formula; Minimum 50 Attempts)

Year	Name	G	A-C	Yards	TD	I	Rating
1948	Alan Neveux	10	116-46	549	5	10	85.4
1949	Alan Neveux	10	144-63	939	7	14	95.1
1950	Bobby Rogers	10	61-28	287	2	5	79.8
1951	Bobby Clatterbuck	10	111-57	966	8	14	120.0
1952	Bobby Clatterbuck	10	128-47	736	4	5	87.5
1953	Bobby Clatterbuck	9	61-30	276	0	3	77.4
1954	Jimmy Dickey	10	77-32	474	5	8	93.9
1955	Jimmy Dickey	10	81-32	454	4	8	83.1
1956	Don Flynn	10	53-22	464	3	6	111.1
1957	Sammy Blount	10	50-22	306	0	3	83.4
1958	Lonnie Holland	9	84-48	542	4	8	108.0
1959	Lonnie Holland	10	76-45	423	3	9	95.4
1960	Don Sessions	10	133-65	724	5	12	88.9
1961	Don Sessions	10	111-48	549	4	10	78.7
1962	Billy Roland	10	123-60	753	5	4	107.1
1963	Jack Skog	10	182-100	1,145	7	9	110.6
1964	Jack Skog	9	55-30	436	6	4	142.6
1965	Bo Burris	10	175-81	1,256	12	11	116.7
1966	Bo Burris	10	204-98	1,666	22	21	131.7
1967	Dick Woodall	10	132-65	1,224	12	10	142.0
1968	Rusty Clark	7	58-32	650	7	1	185.7
1969	Gary Mullins	11	166-83	1,433	13	6	141.1
1970	Gary Mullins	11	159-68	1,046	10	9	107.5
1971	Gary Mullins	11	184-94	1,616	14	9	140.2
1972	D. C. Nobles	11	209-101	1,351	15	7	122.7
1973	D. C. Nobles	11	156-70	1,148	7	7	112.5
1974	David Husmann	10	90-38	524	2	6	85.0
1975	David Husmann	8	76-43	692	4	6	134.7
1976	Danny Davis	11	161-77	1,348	11	10	128.3
1977	Delrick Brown	10	136-69	977	13	3	138.2
1978	Danny Davis	11	155-76	1,053	9	7	116.2
1979	Delrick Brown	11	117-59	737	6	6	110.0
1980	Brent Chinn	11	109-48	749	2	8	93.1
1981	Lionel Wilson	11	170-85	1,225	9	11	115.1
1982	Lionel Wilson	10	171-85	1,386	5	13	112.3
1983	Gerald Landry	7	120-56	957	5	4	120.8
1984	Gerald Landry	11	235-113	1,503	12	18	103.4
1985	Gerald Landry	11	258-121	1,624	10	9	111.4
1986	Mark Davis	10	91-45	590	6	9	105.9
1987	André Ware	5	83-140	996	5	4	121.3
1988	André Ware	11	356-212	2,507	25	8	137.4
1989	André Ware	11	578-365	4,699	46	15	152.5
1990	David Klingler	11	643-374	5,140	54	20	146.8
1991	David Klingler	10	498-278	3,388	29	17	125.4
1992	Jimmy Klingler	11	504-303	3,818	32	18	137.6
1993	Jimmy Klingler	8	230-117	1,291	7	9	100.2
1994	Chad O'Shea	7	109-59	791	4	8	112.5
1995	Chuck Clements	11	437-245	2,641	15	11	113.1
1996	Chuck Clements	11	354-223	2,417	21	13	132.6
1997	Jason McKinley	11	314-166	1,910	9	10	106.4
1998	Jason McKinley	11	386-218	2,437	18	13	118.2
1999	Jason McKinley	11	257-148	1,651	5	10	110.19
2000	Jason McKinley	11	431-254	2,696	14	13	116.16
2001	Kelly Robertson	7	267-149	1,704	9	6	116.04
2002	Nick Eddy	11	265-134	2,054	16	18	122.01
2003	Kevin Kolb	13	360-220	3,131	25	6	153.75
2004	Kevin Kolb	11	353-198	2,766	11	6	128.79
2005	Kevin Kolb	12	420-254	3,258	19	15	133.42
2006	Kevin Kolb	14	432-292	3,809	30	4	162.72
2007	Blake Joseph	11	155-100	1,324	9	4	150.27



ANNUAL LEADERS

HISTORY & RECORDS




GERALD LANDRY

Total Offense

Year	Name	Plays	Rush	Pass	Total	TDR
1947	Boyd Tingle	92	299	116	415	5
1948	Alan Neveux	209	209	549	758	9
1949	Alan Neveux	216	36	939	975	11
1950	Max Clark	137	860	35	895	8
1951	Gene Shannon	143	1,036	0	1,036	11
1952	B. Clatterbuck	220	34	736	702	5
1953	Donn Hargrove	69	407	0	407	7
1954	Jimmy Dickey	129	181	474	655	6
1955	Jimmy Dickey	136	176	454	630	6
1956	Don Flynn	143	412	464	876	7
1957	Don Brown	91	378	25	403	4
1958	Lonnie Holland	133	83	542	625	7
1959	Lonnie Holland	120	95	423	518	3
1960	Don Sessions	193	95	724	819	7
1961	Billy Roland	187	288	420	708	8
1962	Billy Roland	182	-62	753	691	5
1963	Jack Skog	241	34	1,145	1,179	10
1964	Dick Post	118	528	2	530	5
1965	Bo Burris	257	81	1,256	1,337	12
1966	Bo Burris	274	180	1,666	1,846	26
1967	Dick Woodall	225	39	1,224	1,263	13
1968	Paul Gipson	245	1,550	74	1,624	14
1969	Gary Mullins	263	398	1,433	1,831	21
1970	Gary Mullins	222	57	1,046	1,103	10
1971	Gary Mullins	271	148	1,616	1,764	21
1972	D. C. Nobles	302	289	1,351	1,640	22
1973	D. C. Nobles	278	591	1,148	1,739	12
1974	John Housman	192	988	0	988	8
1975	Bubba McGallion	232	392	697	1,089	9
1976	Danny Davis	303	420	1,348	1,768	16
1977	Delrick Brown	241	225	977	1,202	17
1978	Danny Davis	280	349	1,053	1,402	14
1979	Delrick Brown	227	377	737	1,114	8
1980	Brent Chinn	210	453	749	1,202	7
1981	Lionel Wilson	361	656	1,225	1,881	16
1982	Lionel Wilson	343	403	1,386	1,789	8
1983	Gerald Landry	220	246	957	1,203	7
1984	Gerald Landry	412	384	1,503	1,887	15
1985	Gerald Landry	408	414	1,624	2,038	17
1986	Gerald Landry	220	273	428	701	1
1987	David Dacus	334	-105	1,849	1,744	8
1988	Andre Ware	391	-48	2,507	2,459	27
1989	Andre Ware	628	-38	4,699	4,661	49
1990	David Klingler	704	81	5,140	5,221	55
1991	David Klingler	590	-162	3,388	3,226	30
1992	Jimmy Klingler	544	-50	3,818	3,768	32
1993	Jimmy Klingler	262	-58	1,291	1,233	7
1994	Chuck Clements	178	-44	838	794	3
1995	Chuck Clements	474	-56	2,641	2,585	15
1996	Chuck Clements	380	-83	2,417	2,334	21
1997	Jason McKinley	343	-109	1,910	1,801	9
1998	Jason McKinley	409	-117	2,437	2,320	18
1999	Jason McKinley	277	-60	1,651	1,591	5
2000	Jason McKinley	504	-131	2,696	2,565	15
2001	Kelly Robertson	295	-93	1,704	1,611	9
2002	Nick Eddy	302	-39	2,054	2,015	18
2003	Kevin Kolb	499	346	3,131	3,477	30
2004	Kevin Kolb	471	51	2,766	2,817	16
2005	Kevin Kolb	524	200	3,258	3,458	24
2006	Kevin Kolb	543	154	3,809	3,963	34
2007	Case Keenum	376	412	2,259	2,671	23

YEAR-BY-YEAR STATISTICS

	Points	FD	Rush	Pass	Total Offense	Plays	Passing Att-Comp-Int	Punts/Avg.	Fumbles/ Lost
1991 (4-7)									
UH	353	263	808-11	4101-33	4909	878	592/330-24	53/42.6	28/18
Opponents	344	230	1806-24	2697-21	4503	875	352/172-15	70/37.7	19/8
1992 (4-7)									
UH	378	264	1236-12	4478-36	5714	842	619-368-24	45/35.6	30/22
Opponents	386	249	2127-26	2402-19	4529	860	323-171-12	65/38.1	26/13
1993 (1-9-1)									
UH	171	204	1045-10	2510-11	3555	796	473-242-19	69/38.4	32/17
Opponents	392	258	2403-29	2518-20	4921	871	332-203-5	60/37.3	28/10
1994 (1-10)									
UH	115	164	1043-6	2046-8	3089	681	354-196-17	70/39.3	17/10
Opponents	402	288	2799-32	2160-19	4959	864	291-181-3	49/35.5	19/8
1995 (2-9)									
UH	188	205	1161-8	2671-15	3832	788	445-249-12	73/38.4	21/13
Opponents	360	258	2488-23	2518-21	5006	810	330-183-8	47/40.3	20/12
1996 (7-5; Liberty Bowl)									
UH	344	238	1993-21	2464-22	4457	753	356-244-13	54/40.5	10/6
Opponents	311	223	1860-19	2480-21	4340	779	329-176-11	63/41.7	17/6
1997 (3-8)									
UH	216	197	1343-13	2301-10	3644	799	395-202-15	68/41.1	16/12
Opponents	410	225	1686-23	2858-26	4544	762	330-206-7	56/39.3	24/17
1998 (3-8)									
UH	254	221	1,572-9	2,469-19	4,041	808	396-220-14	71/36.5	15/8
Opponents	317	223	1,564-19	2,486-22	4,050	738	302-171-8	71/36.8	20/7
1999 (7-4)									
UH	254	204	2,306-22	1,758-5	4,064	751	286-158-12	68/39.0	13/7
Opponents	211	196	1,200-8	2,310-18	3,510	747	329-154-16	63/40.3	20/12
2000 (3-8)									
UH	211	209	782-9	2,955-17	3,744	828	476-274-15	78/38.1	30/13
Opponents	370	221	1,511-18	2,466-18	3,977	806	356-177-13	67/38.0	18/10
2001 (0-11)									
UH	190	207	1,027-11	2,741-15	3,768	782	454-251-14	63/38.1	20/12
Opponents	432	244	2,326-31	2,466-22	4,792	785	297-178-7	32/38.4	20/8
2002 (5-7)									
UH	320	232	2,043-22	2,670-19	4,713	881	357-184-22	62/38.9	34/17
Opponents	393	232	1,609-20	3,232-24	4,841	831	394-220-10	61/39.2	26/13
2003 (7-6; Sheraton Hawai'i Bowl)									
UH	448	309	2,802-31	3,156-26	5,958	1,018	367-223-7	63/41.4	40/19
Opponents	468	290	2,713-33	3,012-27	5,725	909	375-205-14	66/39.8	20/6
2004 (3-8)									
UH	230	233	1,521-15	2,766-11	4,287	820	354-198-6	54/36.4	24/8
Opponents	354	221	2,116-25	2,276-18	4,392	736	288-174-14	46/40.8	12/6
2005 (6-6; Fort Worth Bowl)									
UH	337	265	1,997-23	3,268-19	5,265	899	422-255-15	55/37.7	23/13
Opponents	324	253	2,127-12	2,642-21	4,769	875	415-219-12	56/41.8	15/12
2006 (10-4; AutoZone Liberty Bowl)									
UH	462	311	2,356-29	3,889-30	6,245	935	445-300-5	41/37.9	21/11
Opponents	329	253	2,008-18	2,912-21	4,920	883	404-232-12	47/41.4	22/13
2007 (8-5; Texas Bowl)									
UH	449	333	2,911-32	3,614-24	6,525	1,036	437-291-15	52/40.3	33/15
Opponents	379	232	1,818-21	2,935-28	4,753	864	390-203-14	78/41.8	16/9



CHUCK CLEMENTS



KEVIN KOLB



Receiving

Year	Name	Catches	Yards	Avg.	TD
1948	Ed Staggs	17	234	3.8	3
1949	Maurice Elliott	13	177	13.6	1
1950	Max Clark	11	203	18.5	3
1951	Vic Hampel	24	499	20.8	3
1952	Vic Hampel	19	396	20.8	2
1953	Ben Wilson	12	128	10.7	1
1954	Ronnie Emberg	12	152	12.7	1
1955	Ronnie Emberg	12	173	14.4	0
1956	Bob Borah	6	73	12.2	2
1957	Charles Mallia	9	116	12.9	0
1958	Bob Borah	29	375	12.9	3
1959	Randall Dorsett	12	139	11.6	1
1960	Erroll Linden	12	146	12.2	0
1961	Bill McMillan	15	244	16.3	1
1962	Bill Van Osdel	14	218	15.6	3
1963	Clem Beard	19	240	12.6	3
1964	Dick Post	12	100	8.3	0
1965	Ken Hebert	24	359	15.0	4
1966	Ken Hebert	38	800	21.1	11
1967	Ken Hebert	28	626	22.4	7
1968	Elmo Wright	43	1,198	27.9	11
1969	Elmo Wright	63	1,275	20.3	14
1970	Elmo Wright	47	874	18.6	9
1971	Riley Odoms	45	730	16.2	8
1972	Robert Ford	35	538	15.4	4
1973	Bryan Willingham	16	328	20.5	2
1974	Robert Lavergne	13	184	14.2	0
1975	Don Bass	38	646	17.0	2
1976	Eddie Foster	26	524	20.2	4
1977	Don Bass	42	580	13.8	7
1978	Willis Adams	29	534	18.4	4
1979	Garrett Jurgajtis	23	275	12.0	0
1980	Lonell Phea	29	533	18.4	2
1981	Lonell Phea	40	614	15.4	2
1982	David Roberson	48	667	13.9	1
1983	David Roberson	32	354	11.1	1
1984	Carl Hilton	38	517	13.6	5
	Larry Shepherd	38	503	13.2	3
1985	Carl Hilton	34	450	13.2	5
1986	Jet Brown	33	556	16.9	5
1987	Jason Phillips	99	875	8.8	3
1988	Jason Phillips	108	1,444	13.4	15
1989	Manny Hazard	142	1,689	11.9	2
1990	Manny Hazard	78	946	12.1	9
1991	Freddie Gilbert	106	957	9.0	7
1992	Sherman Smith	103	923	9.0	6
1993	Keith Jack	41	556	13.6	4
1994	Ron Peters	28	342	12.3	2
	Jay McGuire	28	158	5.6	1
1995	Larkay James	50	706	14.1	4
	Charles West	50	548	10.9	2
1996	Damion Johnson	52	708	13.6	5
1997	Robbie Wheeler	42	470	11.2	2
1998	Jerrian James	80	931	11.6	5
1999	Orlando Iglesias	59	750	12.7	2
2000	Brian Robinson	80	890	11.1	6
2001	Orlando Iglesias	63	710	11.3	5
2002	KeyKowa Bell	35	422	12.1	2
2003	Vincent Marshall	60	812	13.5	7
2004	Vincent Marshall	61	1,040	17.0	5
2005	Vincent Marshall	71	939	13.2	6
2006	Vincent Marshall	80	979	12.2	8
2007	Donnie Avery	91	1,456	16.0	7

Punt Returns

Year	Name	Returns	Yards	Avg.	TD
1948	Max Clark	18	266	14.8	1
1949	Jolly Hartsell	25	268	10.7	1
1950	Carl Mittag	12	143	11.9	0
1951	Ken Pridgeon	10	105	10.5	0
1952	Billy Polson	22	260	11.8	0
1953	Ken Stegall	5	87	17.4	0
1954	Jimmy Dickey	11	110	10.0	0
1955	Ken Stegall	7	172	24.6	1
1956	Harold Lewis	7	122	17.4	1
1957	Harold Lewis	9	89	9.9	0
1958	Harold Lewis	7	114	16.3	1
1959	Pat Studstill	6	42	7.0	0
1960	Larry Lindsey	11	175	15.9	0
1961	Bill McMillan	15	77	5.1	0
1962	Gene Ritch	10	62	6.2	0
1963	Joe Lopasky	8	152	19.0	1

1964	Joe Lopasky	7	76	10.9	0
1965	Tom Paciorek	14	132	9.4	0
1966	Don Bean	19	384	20.2	3
1967	Don Bean	45	522	11.6	2
1968	Mike Simpson	19	231	12.2	2
1969	Calvin Achey	18	80	4.4	0
1970	Robert Ford	27	214	7.9	0
1971	Pat Orchin	26	189	7.3	1
1972	Robert Ford	23	236	10.3	0
1973	Joe Rust	30	98	3.3	1
1974	Robert Giblin	7	113	16.1	0
1975	Don Bass	4	32	8.0	0
1976	Erick Brown	15	84	5.6	0
1977	Rickey Maddox	29	178	6.1	0
1978	Eric Herring	8	120	15.0	1
1979	Lonell Phea	12	83	6.9	0
1980	Lonell Phea	17	232	13.7	0
1981	Lonell Phea	21	227	10.8	0
1982	Orsby Crenshaw	15	93	6.2	0
1983	Larry Shepherd	10	76	7.6	0
1984	Larry Shepherd	18	132	7.3	0
1985	Dwayne LeBlanc	8	51	6.4	0
1986	Orsby Crenshaw	16	91	5.7	0
1987	Jason Phillips	15	156	10.4	0
1988	Kimble Anders	17	205	12.1	0
1989	Chuck Weatherspoon	43	415	9.7	1
1990	Chuck Weatherspoon	12	196	16.3	0
1991	Jerry Parks	11	75	6.8	0
1992	Jamie Mouton	18	278	15.4	1
1993	Lawrence McPherson	7	37	5.3	0
1994	Lawrence McPherson	12	85	7.1	0
1995	Charles West	13	98	7.5	0
1996	Charles West	18	236	13.1	1
1997	Robbie Wheeler	13	76	5.8	0
1998	Jason deGroot	14	86	6.1	0
1999	Kenny Hill	29	277	9.6	0
2000	Choni Francis	13	33	2.5	0
2001	Gerard Daniels	3	20	6.7	0
2002	KeyKowa Bell	30	249	8.3	0
2003	Chad McCullar	28	281	10.1	0
2004	Mialon Collins	10	76	7.6	0
2005	Vincent Marshall	12	175	14.6	1
2006	Vincent Marshall	20	148	7.4	0
2007	Perry McDaniel	9	89	9.9	0

Kickoff Returns

Year	Name	Returns	Yards	Avg.	TD
1948	Max Clark	8	220	27.5	0
1949	Max Clark	8	173	21.6	0
1950	Gene Shannon	12	221	18.4	0
1951	Gene Shannon	16	323	20.2	0
1952	Billy Polson	9	178	19.8	0
1953	Ken Stegall	15	270	18.0	0
1954	Ken Stegall	6	157	26.2	0
1955	Donn Hargrove	4	124	31.0	0
1956	Harold Lewis	4	105	26.3	0
1957	Harold Lewis	9	185	20.6	0
1958	Claude King	10	291	29.1	1
1959	Jim Kuehne	8	183	22.9	0
1960	Ken Bolin	9	251	27.9	0
1961	Ken Bolin	18	429	23.8	0
1962	Boyd Timmons	6	168	28.0	0
1963	Joe Lopasky	16	430	26.9	0
1964	Dick Post	9	168	18.7	0
1965	Warren McVea	17	428	25.2	1
1966	Don Bean	9	214	23.8	0
1967	Paul Gipson	8	137	17.1	0
1968	Jake Green	13	268	20.6	0
1969	Willie Roberts	20	502	25.1	0
1970	Willie Roberts	18	375	20.8	0
1971	Willie Roberts	25	579	23.2	0
1972	Robert Ford	14	331	23.6	0
1973	Joe Rust	14	267	19.1	0
1974	Eddie Foster	15	275	18.3	0
1975	Delrick Brown	13	256	19.7	0
1976	Emmett King	14	236	16.9	0
1977	Don Bass	8	124	15.5	0
1978	Terry Elston	9	176	19.6	0
1979	Lonell Phea	11	197	17.9	0
1980	Jimmie Wright	10	219	21.9	0
1981	Donald Jordan	7	135	19.3	0
1982	Orsby Crenshaw	10	175	17.5	0
1983	Anthony Ketchum	16	296	18.5	0
1984	Anthony Ketchum	17	299	17.6	0

1985	Earl Allen	15	349	23.3	0
1986	Vernell Ramsey	20	502	25.1	0
1987	James Dixon	33	903	27.4	1
1988	James Dixon	25	565	22.6	0
1989	Paul Smith	12	269	22.4	0
1990	Tracy Good	22	435	19.8	0
1991	Kenny Perry	12	278	23.2	0
1992	Donald Moffett	23	468	20.3	0
1993	Donald Moffett	36	814	22.6	0
1994	Michael Smith	13	257	19.8	0
1995	Robbie Wheeler	14	309	22.1	0
1996	Ketric Sanford	25	593	23.7	0
1997	Ketric Sanford	19	530	27.9	0
1998	Mike Smith	12	349	29.1	1
1999	Ketric Sanford	9	277	30.8	0
2000	Leif Penn	26	513	19.7	0
2001	Brandon Middleton	25	482	19.3	0
2002	Roshawn Pope	24	501	20.9	0
2003	Ricky Wilson	23	600	26.1	1
2004	Harold Taylor	14	316	22.6	0
2005	Ricky Wilson	18	390	21.7	0
2006	Anthony Alridge	27	603	22.3	0
2007	Donnie Avery	15	424	28.3	1

Scoring

Year	Name	TD	PAT	2-PT	FG	TP
1946	Charles Manichia	8	0-0	0	0-0	48
1947	Boyd Tingle	5	0-0	0	0-0	30
1948	Alan Neveux	4	12-22	0	1-4	39
1949	Alan Neveux	4	29-33	0	0-0	53
1950	Max Clark	11	24-33	0	0-0	90
1951	Gene Shannon	13	0-0	0	0-0	78
1952	Ken Pridgeon	5	0-0	0	0-0	30
	S. M. Meeks	5	0-0	0	0-0	30
1953	Donn Hargrove	7	0-0	0	0-0	42
1954	Jim Baughman	3	0-0	0	0-0	18
	Jack Patterson	3	0-0	0	0-0	18
1955	Ken Stegall	7	11-14	0	0-0	53
1956	Don Flynn	4	15-20	0	0-0	39
1957	Don Brown	4	0-0	0	0-0	24
	Claude King	4	0-0	0	0-0	24
1958	Don McDonald	4	11-14	0	0-0	35
1959	Charles Rieves	3	0-0	0	0-0	18
	Larry Lindsey	3	0-0	0	0-0	18
1960	Charles Rieves	6	0-0	1	0-0	38
1961	Billy Roland	4	0-0	0	0-0	24
	Larry Broussard	4	0-0	0	0-0	24
1962	Bobby Brezina	6	0-0	0	0-0	36
1963	Mike Spratt	5	0-0	0	0-0	30
1964	Dick Post	5	0-0	0	0-0	30
1965	Ken Hebert	4	12-16	1	3-7	47
1966	Ken Hebert	11	41-46	0	2-7	113
1967	Ken Hebert	7	36-42	1	2-6	86
1968	Paul Gipson	14	0-0	0	0-0	84
1969	Elmo Wright	14	0-0	3	0-0	90
1970	Tommy Mozisek	11	0-0	0	0-0	66
1971	Robert Newhouse	12	0-0	1	0-0	74
1972	Puddin' Jones	12	0-0	1	0-0	74
1973	Leonard Parker	12	0-0	1	0-0	74
1974	John Housman	8	0-0	0	0-0	48
1975	Bubba McGallion	5	0-0	2	0-0	34
1976	Lennard Coplin	0	34-38	0	9-15	61
1977	Alois Blackwell	11	0-0	1	0-0	68
1978	Randy Love	9	0-0	0	0-0</	



ANNUAL LEADERS

HISTORY & RECORDS

1999	Ketric Sanford	12	0-0	0	0-0	72
2000	Mike Clark	0	17-19	0	10-21	47
2001	Joffrey Reynolds	8	0-0	1	0-0	50
2002	Joffrey Reynolds	13	0-0	0	0-0	78
2003	Dustin Bell	0	56-56	0	14-19	98
2004	Dustin Bell	0	21-24	0	13-22	60
2005	Ryan Gilbert	10	0-0	1	0-0	62
2006	Ben Bell	0	51-53	0	14-18	93
2007	Anthony Alridge	19	0-0	0	0-0	114

Punting

Year	Name	Punts	Yards	Avg.
1947	Roy Wallace	78	2,638	33.8
1948	Alan Neveux	66	2,399	36.4
1949	Alan Neveux	61	2,372	38.9
1950	Jolly Hartsell	40	1,354	33.9
1951	Ken Pridgeon	29	1,064	36.7
1952	Ken Pridgeon	58	2,133	36.8
1953	Jack Patterson	23	889	38.7
1954	Jack Patterson	28	1,011	36.1
1955	Donnie Carraway	13	538	41.4
1956	Owen Mulholland	16	646	40.4
1957	Mike Michon	18	697	38.7
1958	Pat Studstill	28	931	33.3
1959	Gerald Ripkowski	28	1,059	37.8
1960	Larry Lindsey	37	1,439	38.9
1961	Larry Lindsey	61	2,392	39.2
1962	Bobby Brezina	61	2,102	34.5
1963	Morris Wilson	42	1,437	34.2
1964	Preasley Cooper	44	1,666	37.9
1965	Ken Hebert	75	3,147	42.0
1966	Ken Hebert	40	1,653	41.3
1967	Ken Hebert	42	1,830	43.6
1968	Mike Parrott	26	941	36.2
1969	Mike Parrott	46	1,874	40.7
1970	Mike Parrott	64	2,657	41.5
1971	Hal Roberts	38	1,532	40.3
1972	Hal Roberts	57	2,231	39.1
1973	Hal Roberts	42	1,610	38.3
1974	Ken Pridgeon	50	1,858	37.2
1975	Jay Wyatt	28	1,059	37.8
1976	Jay Wyatt	58	2,259	39.0
1977	Jay Wyatt	57	2,387	41.9
1978	Jay Wyatt	54	2,104	39.0
1979	Mark Ford	48	1,937	40.4
1980	Mark Ford	59	2,151	36.5
1981	Lonnie Stokes	57	2,166	38.0
1982	Lonnie Stokes	65	2,626	40.0
1983	Robert Myers	42	1,752	41.7
1984	Lonnie Stokes	66	2,530	38.3
1985	Robert Myers	63	2,740	43.5
1986	Simon Rodriguez	76	2,975	39.1
1987	Simon Rodriguez	70	2,816	40.2
1988	Simon Rodriguez	66	2,731	41.4
1989	Simon Rodriguez	33	1,267	38.4
1990	Charles Langston	47	1,847	39.3
1991	Charles Langston	52	2,246	43.2
1992	Cody Avants	34	1,317	38.7
1993	Thery George	69	2,651	38.4
1994	Jason Stoft	70	2,754	39.3
1995	Ignacio Saucedo	72	2,803	38.9
1996	Ignacio Saucedo	54	2,188	40.5
1997	Ignacio Saucedo	68	2,794	41.1
1998	Joey Saavedra	69	2,552	37.0
1999	Mike Clark	32	1,373	42.9
2000	Mike Clark	76	2,972	39.1
2001	Jimmy McClary	63	2,403	38.1
2002	Jimmy McClary	62	2,411	38.9
2003	Jimmy McClary	61	2,560	42.0
2004	Justin Laird	28	1,115	39.8
2005	Justin Laird	47	1,858	39.5



JAY WYATT

2006	Justin Laird	40	1,552	38.8
2007	Chase Turner	45	1,921	42.7

Interceptions

Year	Name	INT	Yards	Avg.	TD
1948	John O'Hara	3	19	6.3	0
1949	Red Purdum	5	119	23.8	1
1950	James McNeil	4	36	9.0	0
1951	4 players tied	1	—	—	—
1952	Jack Howton	6	94	15.7	0
1953	8 players tied	1	—	—	—
1954	Frank Paul	3	45	15.0	0
1955	Ronnie Logan	3	5	1.7	0
1956	Joe Bob Smith	2	21	10.5	0
1957	Billy Ray Dickey	4	45	11.3	0
1958	Don Brown	2	43	21.5	1
1959	John Semian	2	32	16.0	0
1960	John Semian	3	32	10.7	0
1961	Ken Bolin	4	39	9.8	0
1962	Byron Beaver	10	56	5.6	0
1963	Joe Rafter	2	33	16.5	0
1964	Tim Wright	4	46	11.5	0
1965	Gus Hollomon	5	83	16.6	0
1966	Gus Hollomon	6	80	13.3	0
	Tom Paciorek	6	36	6.0	0
1967	Mike Simpson	4	113	28.3	2
	Johnny Peacock	4	113	28.3	1
1968	Paul Shires	10	45	4.5	0
1969	L. D. Rowden	8	113	14.1	1
1970	Ronny Peacock	5	71	14.2	0
1971	Nick Holm	6	45	7.5	0
1972	Harold Evans	6	83	3.8	1
1973	Jeff Bouche	5	28	5.6	0
	Robert Giblin	5	3	0.6	0
1974	Mark Mohr	4	25	6.3	0
1975	Anthony Francis	2	20	10.0	0
	Paul Humphreys	2	9	4.5	0
1976	Anthony Francis	10	118	11.8	0
1977	Gerald Cook	2	19	9.5	0
	Anthony Francis	2	16	8.0	0
1978	Gerald Cook	4	44	11.0	0
1979	Donnie Love	5	14	2.8	0
1980	Reggie Vonner	4	17	4.3	0
1981	Butch LaCroix	7	52	7.4	0
1982	Calvin Eason	4	37	9.3	0
	Reggie Vonner	4	22	5.5	0
1983	Audrey McMillian	4	52	13.0	0
1984	DeWayne Bowden	6	140	23.3	1
1985	5 players tied	1	—	—	—
1986	Robert Jones	4	22	5.5	0
1987	Johnny Jackson	8	218	27.3	3
1988	Johnny Jackson	4	86	21.5	0
	Cornelius Price	4	39	9.8	1
1989	Cornelius Price	12	187	15.6	2
1990	Jerry Parks	8	124	15.5	1
1991	Lorenzo Dickson	3	20	6.7	0
1992	Steve Harris	6	53	8.8	0
1993	Gerome Williams	2	32	16.0	0
1994	3 players tied	1	—	—	—
1995	Dedric Mathis	5	42	8.4	0
1996	D. Montgomery	6	87	14.5	0
1997	Thomathan Good	2	0	0.0	0
	Malik Ledbetter	2	31	15.5	0
1998	3 players tied	2	-	-	-
1999	Mike James	7	69	9.9	1
2000	Hanik Milligan	5	77	15.4	0
2001	Hamin Milligan	2	9	4.5	0
2002	Victor Malone	3	62	20.7	0
2003	Will Gulley	4	56	14.0	0
	Stanford Routt	4	44	11.0	0
2004	Will Gulley	4	48	12.0	0
2005	Kenneth Fontenette	4	17	4.2	0
2006	Will Gulley	5	43	8.6	0
2007	Kenneth Fontenette	4	21	5.2	0

Tackles*

Year	Name	Solo	Assist	Total
1967	Greg Brezina	51	75	126
1968	Jerry Drones	57	79	136
1969	Charlie Hall	62	37	99
1970	Frank Ditta	87	90	177
1971	Frank Ditta	52	59	111
1972	Deryl Ray McGallion	55	77	132

1973	Deryl Ray McGallion	58	58	116
1974	Bubba Broussard	41	64	105
1975	Paul Humphreys	60	48	108
1976	Paul Humphreys	81	27	108
1977	Willis Williams	60	34	94
1978	David Hodge	85	25	110
1979	David Hodge	87	38	125
1980	Steve Bradham	107	37	144
1981	Weedy Harris	80	41	121
1982	Weedy Harris	88	40	128
1983	Eugene Lockhart	90	44	134
1984	Bryant Winn	101	66	167
1985	Gary McGuire	100	55	155
1986	Gary McGuire	118	45	163
1987	Gary McGuire	107	47	148
1988	Glenn Montgomery	68	39	107
1989	Alfred Oglesby	63	41	104
1990	Eric Blount	91	32	123
1991	Ryan McCoy	56	41	97
1992	Ryan McCoy	83	54	137
1993	Ryan McCoy	100	57	157
1994	Mike Parker	64	35	99
1995	Mike Parker	61	46	107
1996	Mike Parker	57	47	104
1997	Mike Parker	48	33	81
1998	Mike James	62	10	72
1999	Kenny Hill	93	47	140
2000	Wayne Rogers	87	47	134
2001	Hanik Milligan	102	72	174
2002	Hanik Milligan	72	77	149
2003	Lance Everson	87	39	126
2004	Lance Everson	72	43	115
	Wade Koehl	64	51	115
2005	Rocky Schwartz	74	40	114
2006	Will Gulley	66	39	105
2007	Rocky Schwartz	48	55	103

*Leaders not available, 1946-66.

Quarterback Sacks*

Year	Name	Sacks
1967	Jerry Drones	5
1968	Jerry Drones	6
1969	Jerry Drones	5
1970	Kent Branstetter	4
1971	Butch Brezina	5
1972	Mack Mitchell	9
1973	Mack Mitchell	13
1974	Mack Mitchell	11
1975	Wilson Whitley	3
1976	Wilson Whitley	5
1977	Leonard Mitchell	8
1978	Hosea Taylor	7
1979	Sam Proctor	12
1980	Hosea Taylor	6
1981	Craig McGallion and Leo Truss	5
1982	T.J. Turner	8
1983	DeWayne Galloway	6
1984	T.J. Turner	11
1985	T.J. Turner	8
1986	Robby Brezina and Gary McManus	3
1987	Craig Veasey	4
1988	Glenn Montgomery	12
1989	Craig Veasey	13
1990	Reggie Burnette	12
1991	Glenn Cadrez	12
1992	Steve Clarke and Stephen Dixon	6
1993	Allen Aldridge and Stephen Dixon	4
1994	Marlon Fouts	4
1995	Reggie Davis	3
1996	Rusty Foster	9
1997	Rusty Foster	5
1998	Louis Hampton	10
1999	Nikia Adderson	8
2000	Wayne Rogers	10
2001	Arthur Gissendanner/Adrian Lee/Jason Parker	2
2002	Farouk Adelekan	9
2003	Joe Clay	7
2004	Joe Clay	8
2005	Wade Koehl/Cody Pree	4
2006	Phillip Hunt	8
2007	Phillip Hunt	10.5

*Leaders not available, 1946-66.



NCAA INDIVIDUAL RECORDS

TOTAL OFFENSE

Most Plays Per Game

Season:	64.0, David Klingler (1990)
Two Years:	61.6, David Klingler (1990-91)

Most Yards

Half:	510 (1st), André Ware vs. SMU (10/21/89)
Game:	732, David Klingler vs. Arizona State (12/2/90)
By Two Opposing Players:	1,321, David Klingler (625) and Matt Vogler (696), TCU (11/3/90)
Two Consecutive Games:	1,310, David Klingler (1990)
	(578 vs. Eastern Washington, 11/17; 732 vs. Arizona State, 12/2)
Three Consecutive Games:	1,651, David Klingler (1990)
	(341 vs. Texas, 11/10; 578 vs. Eastern Washington, 11/17; 732 vs. Arizona State, 12/2)
Four Consecutive Games:	2,276, David Klingler (1990)
	(625 vs. TCU, 11/3; 341 vs. Texas, 11/10; 578 vs. Eastern Washington, 11/17; 732 vs. Arizona State, 12/2)
Season:	5,221, David Klingler (1990)

Highest Average Gain Per Play

Game (Min. 63 plays):	9.9 (63-625), David Klingler vs. TCU (11/3/90)
-----------------------	--

Most Yards Per Game

Season:	474.6, David Klingler (1990)
Two Years:	402.2, David Klingler (1990-91)

Most 400-Yard Games

Season:	9, David Klingler (1990)
---------	--------------------------

Most Points Responsible For

Game:	66, David Klingler vs. Eastern Washington (11/17/90)
Season:	334, David Klingler (1990)
Two Years:	514, David Klingler (1990-91)

Most Points Responsible For Per Game

Season:	30.4, David Klingler (1990)
---------	-----------------------------

Most Touchdowns Responsible For

Game:	11, David Klingler vs. Eastern Washington (11/17/90)
Season:	55, David Klingler (1990)
Two Years:	85, David Klingler (1990-91)

Most Touchdowns Responsible For Per Game

Season:	5.0 (11-55), David Klingler (1990)
Two Years:	4.0 (21-85), David Klingler (1990-91)

PASSING

Gaining 400 Yards Passing and 100 Yards Rushing

Game:	Kevin Kolb (434-144) vs. TCU (10/25/03)
-------	---

Gaining 300 Yards Passing and 100 Yards Rushing

Game:	Donald Douglas (319-103) vs. SMU (10/19/91)
	Kevin Kolb (434-144) vs. TCU (10/25/03)

Most Yards Passing

Half:	517 (1st), André Ware vs. SMU (10/21/89)
Game:	716, David Klingler vs. Arizona State (12/2/90)
By Two Opposing Players:	1,253, David Klingler (563) and Matt Vogler (690), TCU (11/3/90)
By Two Players, Same Team, 250 Yards Each:	781, André Ware (517) and David Klingler (254) vs. SMU (10/21/89)
Two Consecutive Games:	1,288, David Klingler (1990)
	(572 vs. Eastern Washington, 11/17; 716 vs. Arizona State, 12/2)
Three Consecutive Games:	1,798, David Klingler (1990-91)

	(572 vs. Eastern Washington, 11/17/90; 716 vs. Arizona State, 12/2/90); 510 vs. Louisiana Tech, 8/31/91)
Four Consecutive Games:	2,150, David Klingler (1990)
	(563 vs. TCU, 11/3; 299 vs. Texas, 11/10; 572 vs. Eastern Washington, 11/17; 716 vs. Arizona State, 12/2)
Season:	5,140 (11 games), David Klingler (1990)

Most Yards Passing per Game

Season:	467.3, David Klingler (1990)
---------	------------------------------

Most 400-Yard Games

Season:	9, David Klingler (1990)
---------	--------------------------

Most Pass Attempts Per Game

Season:	58.5, David Klingler (1990)
---------	-----------------------------

Most Pass Attempts Without An Interception

Game:	68, David Klingler vs. Baylor (10/6/90)
-------	---

Most Touchdown Passes

Quarter:	6 (2nd), David Klingler vs. Louisiana Tech (8/31/91)
Game:	11, David Klingler vs. Eastern Washington (11/17/90)
Season:	54, David Klingler (1990)
Two Years:	83, David Klingler (1990-91)

Most Touchdown Passes Per Game

Season:	4.9 (54-11), David Klingler (1990)
Two Years:	4.0 (83-21), David Klingler (1990-91)

Longest Pass Play

Game:	99 yards (TD), Bo Burris to Warren McVea vs. Washington State (9/23/66)
	99 yards, Terry Peel to Robert Ford vs. Syracuse (9/19/70)
	99 yards, Terry Peel to Robert Ford vs. San Diego State (10/14/72)

RECEIVING

Most Passes Caught

Season:	142, Manny Hazard (1989)
Consecutive Games:	38 (19 vs. TCU, 11/4; 19 vs. Texas, 11/11), Manny Hazard (1989)

Most Passes Caught Per Game

Career:	10.5 (220 in 21), Manny Hazard (1989-90)
---------	--

Highest Average Gain per Catch

Season (Min. 30):	27.9 (43-1, 198), Elmo Wright (1968)
-------------------	--------------------------------------

Two Players Gaining 1,000 Yards

Season:	Jason Phillips (1,443) and James Dixon (1,103) (1988-1st ever)
---------	--

Two Players Ranked #1 and #2 in Final Rankings

Season:	Jason Phillips-9.8 cpg and James Dixon-9.3 cpg (1988)
---------	---

Most 50-Plus Yard TD Catches

Season (tie):	8 (87, 50, 75, 80, 79, 67, 61, 60), Elmo Wright (1968)
---------------	--

Highest Average Per TD Catch

Season:	56.1 (11 TD, 617 yards), Elmo Wright (1968)
---------	---

Catching 50 Passes and Gaining 1,000 Yards Rushing

Season:	(58 catches; 1,146 rushing yards) Chuck Weatherspoon (1989)
---------	---

KICKING

Most Points Scored Kicking

Career:	423 (70 FGs, 213 PATs), Roman Anderson (1988-91)
---------	--



NCAA RECORDS

Most Points Scored Per Game Kicking

Season:	11.9 (131-11), Roman Anderson (1989)
Career:	9.6 (423-44), Roman Anderson (1988-91)

Most PATs Attempted

Game:	14, Terry Leiweke vs. Tulsa (11/23/68)
-------	--

Most PATs Made

Game:	13, Terry Leiweke vs. Tulsa (11/23/68)
-------	--

RUSHING

Highest Average Gain Per Rush (min. 101-213 rushes)

Season:	9.6 (119-1,146), Chuck Weatherspoon (1989)
---------	--

ALL-PURPOSE YARDS

Most Seasons with 2,000 Yards

Career:	2, Chuck Weatherspoon (1989-90)
---------	---------------------------------

INTERCEPTIONS

Most Passes Intercepted

Game:	5, Byron Beaver vs. Baylor (09/22/62)
-------	---------------------------------------

Most Touchdowns on Interception Returns

Game:	3, Johnny Jackson vs. Texas (11/07/87)
-------	--

Longest Interception Return

Game:	100 yards (TD), Frank Ditta vs. San Jose State (10/02/71)
-------	---

NCAA TEAM RECORDS

SINGLE GAME

Total Offense

Most Yards:	1,021 vs. SMU (10/21/89)
Highest Average Gain per Play (Min. 75):	11.9 vs. SMU (10/21/89)
Both Teams Gaining 600 Yards:	UH-827 vs. TCU-736 (11/03/90)
	UH-801 vs. Arizona State-637 (12/02/90)
	UH-684 vs. Texas Tech-636 (11/30/91)
	UH-684 vs. TCU-782 (10/25/03)

Passing

Most Passes Attempted, Both Teams:	135, Houston-56 vs. TCU-79 (11/03/90)
Most Passes Attempted without an Interception:	72 vs. TCU (11/04/89)
Most Passes Completed, Both Teams:	81, Houston-37 vs. TCU-44 (11/03/90)
Most Yards Passing:	771 vs. SMU (10/21/89)
Most Yards Passing, Both Teams:	1,253, Houston-563 & TCU-690 (11/03/90)
Most Touchdown Passes:	11 vs. Eastern Washington (11/17/90)
Most TD Passes, Both Teams:	14, UH-11 vs. Eastern Washington-3 (11/17/90)
Most Touchdown Passes vs. Major College Opponent:	10 vs. SMU (10/21/89)

Scoring

Most Points in a Quarter:	49 (4th) vs. Tulsa (11/23/68)
Most Points in a Half:	76 (2nd) vs. Tulsa (11/23/68)
Most Points vs. Major College Opponent:	100 vs. Tulsa (11/23/68)
Most Extra Points Made:	13 vs. Tulsa (11/23/68)

Rushing

Fewest Rushes:	5 vs. Texas Tech (11/25/89)
----------------	-----------------------------

Interceptions

Most Touchdowns on Interception Returns:	4 vs. Texas (11/07/87)
--	------------------------

SINGLE SEASON

Total Offense

Yards per Game:	624.9 (6,874-11); (1989)
-----------------	--------------------------

Averaging 300 Yards Rushing & 200 Yards Passing per Game:

361.7 (rush) & 200.3 (pass); (1968-tie)

Team with a 3,000-Yard Passer, 1,000-Yard Rusher and 1,000-Yard Receiver:

André Ware-4,699, Chuck Weatherspoon-1,146 and Manny Hazard-1,689 (1989)

Kevin Kolb-3,131, Anthony Evans-1,149 and Brandon Middleton-1,250 (2003)

Team with a 4,000-Yard Passer and 1,000-Yard Rusher:

David Klingler-5,140 and Chuck Weatherspoon-1,097 (1990)

André Ware-4,699 and Chuck Weatherspoon-1,146 (1989)

PASSING

Most Yards Passing:	5,624 (1989)
Most Yards per Game:	511.3 (5,624 yds.-11 gms.); (1989)
Most Passes Attempted per Game:	63.1 (694 att.-11 gms.); (1989)
Most Passes Completed per Game:	39.4 (434 comp.-11 gms.); (1989)
Highest Avg. Gain per Comp. (100-174 comp.):	19.1 (105 comp.-2,003 yds); (1968)
Most Touchdown Passes:	55 (1989)
Most Touchdown Passes per Game:	5.0 (55 tds-11 gms.); (1989)

Scoring

Most Points in Two Consecutive Games:	177 (77 vs. Idaho, 11/16/68; 100 vs. Tulsa, 11/23/68)
---------------------------------------	---

YEARLY NCAA LEADERS

Name/Team	Category	Rank	Number
1954			
Team	Fumbles Lost	1st	32
1962			
Byron Beaver	Interceptions	1st	10
1966			
Ken Hebert	Scoring	1st	113
Team	Total Offense	1st	437.2
1967			
Team	Total Offense	1st	427.9
	Rushing Offense	1st	270.9
	Punting	1st	49-44.4
1968			
Team	Total Offense	1st	562.0
	Rushing Offense	1st	361.7
	Scoring	1st	42.5
1976			
Anthony Francis	Interceptions	1st	10
1987			
Jason Phillips	Receiving	1st	99
1988			
Jason Phillips	Receiving	1st	108
1989			
Chuck Weatherspoon	Average per Carry	1st	9.6
Manny Hazard	Receiving	1st	12.9
Roman Anderson	Field Goals	1st	2.0
André Ware	Total Offense	1st	423.7
Cornelius Price	Interceptions	1st	1.1
Team	Passing Offense	1st	511.3
	Total Offense	1st	624.9
	Scoring Offense	1st	53.6
	Turnover Margin	1st	2.6
1990			
David Klingler	Total Offense	1st	474.6
Jerry Parks	Interceptions	1st	0.73
Team	Passing Offense	1st	473.9
	Total Offense	1st	586.8
	Scoring Offense	1st	46.5
1991			
Freddie Gilbert	Receiving	1st	9.6
Team	Passing Offense	1st	372.8
1992			
Jimmy Klingler	Total Offense	1st	342.6
Sherman Smith	Receiving	1st	9.4
Team	Passing Offense	1st	407.1
	Total Offense	1st	519.5



First Round Choices in bold. Number indicates selection number. (N) and (A) indicate NFL or AFL drafts from 1960-69.



ELMO WRIGHT
1971 - 1st Round
Kansas City Chiefs



RILEY ODOMS
1972 - 1st Round
Denver Broncos



MACK MITCHELL
1975 - 1st Round
Cleveland Browns



WILSON WHITLEY
1977 - 1st Round
Cincinnati Bengals




WILLIS ADAMS
1979 - 1st Round
Cleveland Browns



LEONARD MITCHELL
1981 - 1st Round
Philadelphia Eagles

Year	Player	Round	Team
1951	Max Clark, RB	8th	Cleveland Browns
1952	Gene Shannon, RB	3rd	San Francisco 49ers
	John Carroll, T	17th	Chicago Bears
1953	Frank James, G	14th	Los Angeles Rams
	Vic Hampel, E	25th	Pittsburgh Steelers
	James McConaughy, E	27th	Green Bay Packers
1954	Paul Carr, LB	7th	San Francisco 49ers
	Robert Chuoke, T/E	16th	Detroit Lions
	Thomas Bailes, B	20th	Philadelphia Eagles
	Bobby Clatterbuck, QB	27th	New York Giants
	Donald Folks, E	30th	San Francisco 49ers
1955	Lavell Isbell, T	21st	Green Bay Packers
1956	Don Caraway, B	7th	Washington Redskins
	Tom Dimmick, T	10th	Philadelphia Eagles
	Ken Wind, E	17th	Detroit Lions
1957	Curley Johnson, B/P	7th	Pittsburgh Steelers
	Rudy Spitznberger, G	12th	Cleveland Browns
	Earl Kaiser, B	15th	San Francisco 49ers
	Don Boudreaux, T	17th	Green Bay Packers
	Buddy Terry, T	17th	Chicago Cardinals
	Dalva Allen, T	23rd	Los Angeles Rams
	Joe Smith, B	28th	Detroit Lions
	Don Caraway, B	29th	Chicago Bears
1958	Don Caraway, B	4th	New York Giants
	Hogan Wharton, T	11th	San Francisco 49ers
	Don McDonald, QB	29th	Philadelphia Eagles
	John Peters, T	30th	Green Bay Packers
1959	Don Brown, B	2nd	Los Angeles Rams
	Harold Lewis, B	7th	Baltimore Colts
	Harold Davis, G	9th	Pittsburgh Steelers
	Walter Kelly, B	15th	Los Angeles Rams
	Bob Davis, B	23rd	Baltimore Colts
1960	(N) Jim Colvin, T/E	8th	Baltimore Colts
	Claude King, B	18th	Chicago Bears
	(A) Claude King, B	NA	Denver Broncos
	Jim Colvin, T	NA	Denver Broncos
	Harold Evans, B	NA	Oakland Raiders
1961	(N) Errol Linden, E	10th	Detroit Lions
	(A) Errol Linden, E	29th	Houston Oilers
1962	(N) Dan Birdwell, C	5th	Detroit Lions
	Murdock Hooper, T	8th	Detroit Lions
	James Norris, T	10th	Los Angeles Rams
	Walter Nikirk, T	15th	Los Angeles Rams
	(A) Dan Birdwell	6th	Oakland Raiders
	Jim Norris, T	7th	Oakland Raiders
	Joe Bob Isbell, L	20th	Houston Oilers
	Ken Bolin, B	22nd	Houston Oilers
	Walter Nikirk, T	28th	New York Titans
1963	(N) Bobby Brezina, B	20th	Green Bay Packers
1965	(A) Gus Brezina, B	20th	Houston Oilers
1967	(N) Bo Burris, DB	2nd	New Orleans Saints
	Paul Otis, DT	9th	Pittsburgh Steelers
	Charles Fowler, T	12th	Cleveland Browns
	(A) Tom Beer, TE	2nd	Denver Broncos
	Carl Cunningham, DE	4th	Denver Broncos
	Dick Post, RB	4th	San Diego Chargers
	Dennis Furjanic, DE	13th	Denver Broncos
1968	(N) Ken Hebert, FL/K	3rd	Pittsburgh Steelers
	Greg Brezina, LB	11th	Atlanta Falcons
	Bill Pickens, G	11th	Baltimore Colts
	Don Bean, FL	15th	Atlanta Falcons
	George Nordgren, FB	17th	Dallas Cowboys
1968	(A) Warren McVea, FL	4th	Cincinnati Bengals
	Gus Hollomon, DB	4th	Denver Broncos
	Tom Paciorek, DB	9th	Miami Dolphins
	Rich Stotter, G	14th	Houston Oilers

Year	Player	Round	Team
1969	(N) Paul Gipson, RB	2nd	Atlanta Falcons
	Ken Spain, DE	16th	Detroit Lions
	(A) John Peacock, DB	5th	Houston Oilers
	Royce Berry, DE	7th	Cincinnati Bengals
	Cliff Larson, DE	7th	New York Jets
	Mike Simpson, DB	13th	San Diego Chargers
1970	Bill Bridges, OG	5th	Buffalo Bills
	Rusty Clark, QB	6th	San Francisco 49ers
	Jim Strong, RB	7th	San Francisco 49ers
1971	Elmo Wright, WR	1st (16)	Kansas City Chiefs
	Charles Ford, DB	2nd	Chicago Bears
	Charles Hall, LB	3rd	Cleveland Browns
	Carlos Bell, RB	4th	New Orleans Saints
	Earl Thomas, TE	6th	Chicago Bears
	L. D. Rowden, LB	10th	Chicago Bears
	Bennie Frye, C	13th	Minnesota Vikings
	Ted Heiskell, RB	15th	St. Louis Cardinals
	Craig Robinson, T	16th	New Orleans Saints
	Rich Harrington, QB	16th	Baltimore Colts
1972	Riley Odoms, TE	1st (5)	Denver Broncos
	Robert Newhouse, RB	2nd	Dallas Cowboys
	Tom Mozisek, RB	3rd	New York Giants
	Kent Branstetter, DT	9th	New Orleans Saints
	Willie Roberts, DB	13th	Houston Oilers
1974	Steve George, DT	3rd	St. Louis Cardinals
1975	Mack Mitchell, DE	1st (5)	Cleveland Browns
	Gerald Hill, LB	3rd	Miami Dolphins
	Robert Giblin, DB	4th	New York Giants
	Marshall Johnson, RB	4th	Baltimore Colts
	Harold Evans, LB	4th	Pittsburgh Steelers
	Bubba Broussard, LB	6th	Minnesota Vikings
	Reggie Cherry, RB	7th	Buffalo Bills
	Larry Keller, LB	9th	San Diego Chargers
	Miller Bassler, TE	16th	Pittsburgh Steelers



RILEY ODOMS



ALL-TIME DRAFT LISTS


HISTORY & RECORDS




DONNIE AVERY

Year	Player	Round	Team
1976	Everett Little, G	4th	Tampa Bay Buccaneers
1977	Wilson Whitley, DT	1st (8)	Cincinnati Bengals
	Val Belcher, G	3rd	Dallas Cowboys
	Guy Brown, LB	4th	Dallas Cowboys
	Eddie Foster, WR	8th	Houston Oilers
1978	Don Bass, TE	3rd	Cincinnati Bengals
	Alois Blackwell, RB	4th	Dallas Cowboys
1979	Willis Adams, WR	1st (20)	Cleveland Browns
	Emmett King, RB	7th	New York Jets
	Randy Love, RB	8th	New England Patriots
	Grady Ebersberger, DT	10th	Los Angeles Rams
1980	David Hodge, LB	4th	San Francisco 49ers
	Melvin Jones, G	7th	Washington Redskins
	Delrick Brown, DB	11th	St. Louis Cardinals
1981	Leonard Mitchell, DE	1st (27)	Philadelphia Eagles
	Hosea Taylor, NG	8th	Baltimore Colts
1982	David Barrett, FB	4th	Tampa Bay Buccaneers
	Lonell Phea, SE	6th	New York Jets
	Alvin Ruben, TE	7th	Denver Broncos
1983	Weedy Harris, LB	5th	Denver Broncos
	James Durham, DB	8th	Buffalo Bills
	Calvin Eason, DB	11th	New England Patriots
1984	Eugene Lockhart, LB	6th	Dallas Cowboys
	Dwyane Love, FB	11th	Los Angeles Rams
	David Roberson, FL	12th	New York Jets
	Donald Jordan, RB	12th	Chicago Bears
	Carl Lewis, WR	12th	Dallas Cowboys
1985	Simon Fletcher, DE	2nd	Denver Broncos
	Audray McMillian, FS	3rd	New England Patriots
	Bryant Winn, LB	12th	Washington Redskins
1986	T. J. Turner, DT	3rd	Miami Dolphins
	Carl Hilton, TE	7th	Minnesota Vikings
	Larry Shepherd, WR	12th	Los Angeles Raiders
1989	Johnny Jackson, DB	5th	San Francisco 49ers
	Glenn Montgomery, DT	5th	Houston Oilers
	Jason Phillips, WR	10th	Detroit Lions
1990	André Ware, QB	1st (7)	Detroit Lions
	Lamar Lathon, LB	1st (15)	Houston Oilers
	Alton Montgomery, SS	2nd	Denver Broncos

Year	Player	Round	Team
1990	Alfred Oglesby, DT	3rd	Miami Dolphins
	Craig Veasey, DE	3rd	Pittsburgh Steelers
	Chris Ellison, FS	11th	Atlanta Falcons
	Joey Banes, OT	11th	Houston Oilers
1991	Reggie Burnette, LB	7th	Green Bay Packers
	Chuck Weatherspoon, SB	9th	Philadelphia Eagles
1992	David Klingler, QB	1st (6)	Cincinnati Bengals
	Glenn Cadrez, DE	6th	New York Jets
	John Brown, WR	7th	Chicago Bears
	Ostell Miles, RB	9th	Cincinnati Bengals
	Mike Gisler, OG	11th	New Orleans Saints
1993	Allen Aldridge, LB	2nd	Denver Broncos
	Lamar Smith, RB	4th	Seattle Seahawks
	Ryan McCoy, LB	6th	Philadelphia Eagles
1994	Billy Milner, OT	1st (25)	Miami Dolphins
1995	Dedric Mathis, DB	2nd	Indianapolis Colts
	Jimmy Herndon, OL	5th	Jacksonville Jaguars
1997	Antowain Smith, RB	1st (23)	Buffalo Bills
	Delmonico Montgomery, CB	4th	Indianapolis Colts
	Marcus Spriggs, OL	6th	Buffalo Bills
	Chuck Clements, QB	6th	New York Jets
1998	Leonta Rheams, DL	4th	New England Patriots
	Ben Fricke, OL	7th	New York Giants
2000	Mike Green, FB	7th	Tennessee Titans
2003	Hanik Milligan, S	6th	San Diego Chargers
2004	Rex Hadnot, C	6th	Miami Dolphins
2005	Stanford Rutt, DB	2nd	Oakland Raiders
2007	Kevin Kolb, QB	2nd	Philadelphia Eagles
2008	Donnie Avery, WR	2nd	St. Louis Rams




ANDRÉ WARE
1990 - 1st Round
Detroit Lions



LAMAR LATHON
1990 - 1st Round
Houston Oilers



DAVID KLINGLER
1992 - 1st Round
Cincinnati Bengals



BILLY MILNER
1994 - 1st Round
Miami Dolphins



ANTOWAIN SMITH
1997 - 1st Round
Buffalo Bills



STANFORD RUTT



NATIONAL FOOTBALL LEAGUE

Arizona Cardinals

Chuck Brown, C/G	1978 (1979-80)
Steve George, DT	1972 (1974)
Robert Giblin, DB	1974 (1977)
Randy Love, RB	1978 (1979-85)
Hanik Milligan, FS	2002 (2006-07)
Hal Roberts, K	1973 (1974)
Earl Thomas, WR/TE	1970 (1974-75)



GREG BREZINA

Atlanta Falcons

Greg Brezina, LB	1967 (1968-79)
Steve George, DT	1972 (1976)
Paul Gipson, FB	1968 (1969-70)
Errol Linden, OT	1960 (1966-68)
Leonard Mitchell, DL	1980 (1987)
Alton Montgomery, DB	1989 (1993-95)
Jason Phillips, WR	1988 (1991-93)

Baltimore Ravens

Willie Gaston, CB	2006 (2007)
-------------------	-------------

Buffalo Bills

Bill Bridges, OG	1969 (1970)
Charles Ford, DB	1970 (1975)
Harold Lewis, HB/DB	1958 (1960)
Don McDonald, HB	1959 (1961)
Antowain Smith, RB	1996 (1997-2000)
Marcus Spriggs, OL	1996 (1997-2000)

Carolina Panthers

Lamar Lathon, LB	1989 (1995-98)
Lamar Smith, RB	1993 (2002)

Cincinnati Bengals

Don Bass, TE	1977 (1978-81)
Royce Berry, LB	1968 (1969-75)
Mike Green, RB	1999 (2003)
David Klingler, QB	1991 (1992-95)
Warren McVea, WR/KR	1967 (1968)

Ostell Miles, RB	1991 (1992-93)
Mack Mitchell, DT	1974 (1979)
Alfred Oglesby, DT	1990 (1995)
Wilson Whitley, DT	1976 (1977-82)

Cleveland Browns

Willis Adams, WR	1978 (1979-85)
Rex Hadnot, OL	2003 (2008-)
Charlie Hall, LB	1967 (1971-80)
Joe Bob Isbell, OG	1961 (1966)
Errol Linden, OT	1960 (1961)
Mack Mitchell, DT	1974 (1975-78)
Gerome Williams, S	1995 (1999)

Chicago Bears

Royce Berry, LB	1968 (1976)
Charles Ford, DB	1970 (1971-73)
Jimmy Herndon, OL	1995 (1997-98, 2000-01)
Donald Jordan, RB	1983 (1984)
Don Mullins, DB	1960 (1961-62)
Willie Roberts, CB	1969 (1973)
L.D. Rowden, LB	1970 (1971)
Earl Thomas, WR/TE	1970 (1971-73)


Dallas Cowboys

Alois Blackwell, RB	1977 (1978-79)
Guy Brown, LB	1976 (1977-82)
Jim Colvin, DL/OG	1959 (1964-66)
James Dixon, WR	1988 (1989-91)
Ben Fricke, C	1997 (1999-2001)
Rodney Hannah, TE	2006 (2007-)
Joe Bob Isbell, OG	1961 (1962-65)
Eugene Lockhart, LB	1983 (1984-90)
Robert Newhouse, FB	1971 (1972-83)

Denver Broncos

Allen Aldridge, LB	1993 (1994-97)
Anthony Alridge, RB	2007 (2008-)
Tom Beer, TE/OG	1966 (1967-69)
Glenn Cadrez, LB	1991 (1995-2000)
Mike Clendenen, K	1984 (1987)
Carl Cunningham, LB	1966 (1967-70)

LAMAR LATHON



BRANDON MIDDLETON

Simon Fletcher, DE	1984 (1985-95)
Dennis Furjanic, DE	1966 (1967)
Gus Hollomon, DB	1967 (1968-69)
Alton Montgomery, DB	1989 (1990-92)
Riley Odoms, TE	1971 (1972-83)
Dick Post, HB	1966 (1971)

Detroit Lions

Allen Aldridge, LB	1993 (1998-2001)
Paul Gipson, FB	1968 (1971)
Josh Lovelady, OG	2000 (2001-04)
Brandon Middleton, WR	2003 (2007-)
Jason Phillips, WR	1988 (1989-90)
Wayne Rogers, LB	2000 (2001-02)
Pat Studstill, WR	1959 (1961-67)
Andre Ware, QB	1989 (1990-93)

Green Bay Packers

Kent Branstetter, OT	1971 (1973)
Reggie Burnette, LB	1990 (1991)
Johnny Jackson, DB	1988 (1992)
J.D. Kimmel, DT	1952 (1958)
Alfred Oglesby, DT	1990 (1992)
Marcus Spriggs, OL	1996 (2003)
Emile White, DB	2000 (2002)

Houston Texans

Bubba Evans, OL	2003 (2004)
Jimmy Herndon, OL	1995 (2002-03)

Indianapolis Colts

Joey Banes, OT	1989 (1990)
Jim Colvin, DL/OG	1959 (1960-63)
Wiley Feagin, OG	1960 (1961-62)
Marshall Johnson, WR	1974 (1975-80)
Harold Lewis, HB/DB	1958 (1959)
Dedric Mathis, DB	1995 (1996-97)
Delmonico Montgomery, DB	1996 (1997-99)
Hosea Taylor, NG/DT	1980 (1981, 1983)
Daryl Wilkerson, DT	1979 (1981)
George Wright, DT	1969 (1970-71)



COUGARS IN THE PROS

Jacksonville Jaguars

Jeron Harvey, WR	2007 (2008-)
Jimmy Herndon, OL	1995 (1996)
Ryan McCoy, LB	1993 (1995-97)
Jermaine Williams, RB	1996 (2000-01)



WADE PHILLIPS

Kansas City Chiefs

Kimble Andres, RB	1989 (1991-2000)
Jackie Battle, RB	2006 (2007-)
Glenn Cadrez, LB	1991 (2001-02)
Tom Dimmick, OL/LB	1955 (1960)
Don Flynn, DB	1956 (1960-61)
Curley Johnson, E/HB/K	1956 (1961-62)
Warren McVea, WR/KR	1967 (1969-73)
Antoine Simpson, DL	1997 (1999)
Elmo Wright, WR	1970 (1971-74)

Miami Dolphins

Charlie Fowler DG/OT	1966 (1967-68)
Rex Hadnot, C	2003 (2004-07)
Marquay Love, DT	2006 (2007)
Billy Milner, OT	1994 (1995)
Alfred Oglesby, DT	1990 (1991-92)
Lamar Smith, RB	1993 (2000-01)
Marcus Spriggs, OL	1996 (2001-02)
T.J. Turner, DT	1985 (1986-92)
Craig Veasey, DT	1989 (1994)

Minnesota Vikings

Carl Hilton, TE	1985 (1986-89)
Errol Linden, OT	1960 (1962-65)
Audrey McMillian, FS	1984 (1989-93)

New England Patriots

Tom Beer, TE/OG	1966 (1970-72)
Wilbert Brown, OL	1998 (2003-04)
Paul Gipson, FB	1968 (1973)
Mike Gisler, OG	1991 (1993-97)
Claude King, HB	1959 (1962)
Eugene Lockhart, LB	1983 (1991-92)
Antowain Smith, RB	1996 (2001-03)
Pat Studstill, WR	1959 (1972)
Elmo Wright, WR	1970 (1975)

KEVIN KOLB



New Orleans Saints

Don Bass, TE	1977 (1982)
Carlos Bell, TE	1968 (1971)
Bo Burris, DB	1966 (1967-69)
Carl Cunningham, LB	1966 (1971)
Errol Linden, OT	1960 (1969-70)
Delmonico Montgomery, DB	1996 (2004)
Craig Robinson, OT	1970 (1972-73)
Antowain Smith, RB	1996 (2005)
Lamar Smith, RB	1993 (1998-99, 2003-04)
Jim Strong, HB/FB	1969 (1971-72)



JACKIE BATTLE

New York Giants

Bobby Clatterbuck, QB	1953 (1954-57)
Jim Colvin, DL/OG	1959 (1967)
Charles Ford, DB	1970 (1975-76)
Robert Giblin, DB	1974 (1975-76)
Curley Johnson, E/HB/K	1956 (1969)

New York Jets

Glenn Cadrez, LB	1991 (1992-95)
Chuck Clements, QB	1996 (1997)
Don Flynn, DB	1956 (1961)
Mike Gisler, OG	1991 (1998-99)
Gus Hollomon, DB	1967 (1970-72)
Curley Johnson, E/HB/K	1956 (1962-68)
Larry Keller, LB	1974 (1976-78)
Alfred Oglesby, DT	1990 (1994-95)

Oakland Raiders

Dalva Allen, DE	1956 (1962-64)
Dan Birdwell, DT/DE	1961 (1962-69)
Charlie Brown, WR	1958 (1962)
David Klingler, QB	1991 (1996-97)
Harold Lewis, HB/DB	1958 (1962)
Jim Norris, DT/OT	1961 (1962-63)
Charles Rieves, LB	1960 (1962-63)
Stanford Rutt, CB	2004 (2005-)
Andre Ware, QB	1989 (1999)
Jermaine Williams, RB	1996 (1999, 2001-02)

Philadelphia Eagles

Tom Dimmick, OL/LB	1955 (1956)
Charles Ford, DB	1970 (1974)
Kevin Kolb, QB	2006 (2007-)
Leonard Mitchell, DL	1980 (1981-86)
Delmonico Montgomery, DB	1996 (2001)

HANIK MILLIGAN



Pittsburgh Steelers

Ken Hebert, WR	1967 (1968)
Craig Veasey, DT	1989 (1990-91)

St. Louis Rams

Donnie Avery, WR	2007 (2008-)
Brandon Middleton, WR	2003 (2006)
Hanik Milligan, SS	2002 (2007-)
Billy Milner, OT	1994 (1996)
Joffrey Reynolds, RB	2002 (2003)
Pat Studstill, WR	1959 (1971)

San Diego Chargers

Hanik Milligan, FS	2002 (2003-06)
Dick Post, HB	1966 (1967-70)
Gerome Williams S	1995 (1998)

San Francisco 49ers

Paul Carr, DB/LB	1953 (1955-58)
Johnny Jackson, DB	1988 (1989-92)
Delmonico Montgomery, DB	1996 (2000)
Mike Simpson, DB	1968 (1970-72)
Jim Strong, HB/FB	1969 (1970)

Seattle Seahawks

Glenn Montgomery, DT	1988 (1996)
Lamar Smith, RB	1993 (1994-97)

Tampa Bay Buccaneers

David Barrett, FB	1980 (1982)
Wilbert Brown, OL	1998 (2000)
Reggie Burnette, LB	1990 (1992-93)
Everett Little, OT	1975 (1976)
Ed Thomas, TE	1989 (1991-92)
Chuck Weatherspoon, RB	1990 (1991)

Tennessee Titans (Houston Oilers)

Dalva Allen, DE	1956 (1960-61)
Bobby Brezina, HB	1962 (1963)

Don Brown, HB	1957 (1960)
Ken Chancellor, C	1962 (1964)
Biren Ealy, WR	2006 (2007-)
Eddie Foster, SE	1976 (1977-78)
Mike Green, RB	1999 (2000-02)
Claude King, HB	1959 (1961)
Lamar Lathon, LB	1989 (1990-94)
Audrey McMillian, FS	1984 (1985-87)
Glenn Montgomery, DT	1988 (1989-95)
Johnny Peacock, DB	1968 (1969-70)
Dick Post, HB	1966 (1971)
Charles Rieves, LB	1960 (1964)

JOHNNY JACKSON



HAMIN MILLIGAN



Rocky Schwartz, SS	2007 (2008-)
Antowain Smith, RB	1996 (2004)
Rich Stotter, LB	1967 (1968)
Earl Thomas, WR/TE	1970 (1976)
Craig Veasey, DT	1989 (1992-93, 1995)
Hogan Wharton, OG	1958 (1960-63)
Wilson Whitley, DT	1976 (1983)
Elmo Wright, WR	1970 (1975)

Washington Redskins

Wilbert Brown, OL	1998 (2002-03)
Wiley Feagin, OG	1960 (1963)
Melvin Jones, OG	1979 (1981)
J.D. Kimmel, DT	1952 (1955-56)

ARENA FOOTBALL LEAGUE

Anaheim Piranhas

Steve Clarke, OL/DL	1992 (1997)
---------------------	-------------

Arizona Rattlers

Nikia Adderson, OL/DL	2000 (2002-03, 2005)
Maurice Bryant, OS	1997 (2000-03)
William Fields, DS	1999 (2007)
Jerrian James, WR/LB	1998 (2008-)
Hamin Milligan, DS	2001 (2003-04)

Chicago Rush

Hamin Milligan, DS	2001 (2004)
--------------------	-------------

Dallas Desperados

Dustin Bell, K	2004 (2007)
Hamin Milligan, DS	2001 (2005-06)

Dallas Texans

Steve Clarke, OL/DL	1992 (1993)
Steve Harris, WR/DB	1992 (1993)
Sloan Hood, FB/LB	1986 (1991)

Detroit Drive

Everett Brown, WR/DB	1988 (1989)
----------------------	-------------



COUGARS IN THE PROS

Florida Bobcats

Steve Clarke, OL/DL	1992 (1998)
---------------------	-------------

Fort Worth Cavalry

James Bevil, OL/DL	1991 (1994)
James Dixon, WR/DB	1988 (1994)
Chuck Weatherspoon, FB/LB	1990 (1994)



JERRIAN JAMES

Georgia Force

Nikia Adderson, OL/DL	2000 (2004)
Hamin Milligan, DS	2001 (2007-)

Houston Thunderbears

Thomas McGaughey, WR/DB	1995 (1998)
-------------------------	-------------

Las Vegas Gladiators

Maurice Bryant, OS	1997 (2004)
--------------------	-------------

Las Vegas Sting

Steve Clarke, OL/DL	1992 (1994-95)
---------------------	----------------

Los Angeles Avengers

Patterson Owens, OL/DL	1998 (2000)
------------------------	-------------

Nashville Kats

Delmonico Montgomery, DS	1996 (2006-07)
Brian Robinson, WR/LB	2002 (2006)

New Orleans Voodoo

Delmonico Montgomery, DS	1996 (2004-05)
--------------------------	----------------

New York Dragons

Farouk Adelekan, OL/DL	2003 (2008-)
Delmonico Montgomery, DS	1996 (2008-)

Orlando Predators

Jerrian James, WR/LB	1998 (2006-07)
Dedric Mathis, DS	1995 (2000)

Philadelphia Soul

Maurice Bryant, OS	1997 (2005)
Jerrian James, WR/LB	1998 (2007)

St. Louis Stampede

Steve Harris, WR/DB	1992 (1995)
---------------------	-------------

San Jose Sabercats

Hamin Milligan, DS	2001 (2003)
--------------------	-------------

Texas Terror

Steve Clarke, OL/DL	1992 (1996)
Jimmy Klingler, QB	1993 (1996)
Thomas McGaughey, WR/DB	1995 (1996)
Patterson Owens, OL/DL	1998 (2000)



JOFFREY REYNOLDS

CANADIAN FOOTBALL LEAGUE

Baltimore Stallions

Jason Youngblood	1992 (1994)
------------------	-------------

Birmingham Barracudas

Marcus Grant, WR	1991 (1995)
Manny Hazard, WR	1990 (1995)
Jimmy Klingler, QB	1993 (1995)
Jason Phillips, WR	1988 (1995)

British Columbia Lions

Adriano Belli, DL	1999 (2001)
Rusty Clark, QB	1969 (1971)
Andre Ware, QB	1999 (1996)



ADRIANO BELLI

Calgary Stampeders

Will Fields, CB	1999 (2001-04)
Wayne Geddes, OT	1955 (1956)
Scott Regimbald, RB	1999 (2000-04)
Joffrey Reynolds, RB	2002 (2004-)

Edmonton Eskimos

Charlie Brown, WR	1958 (1964-65)
Rusty Clark, QB	1969 (1970-71)
Joe Bob Smith, HB	1956 (1958-61)

Hamilton Tiger-Cats

Adriano Belli, DE	1999 (2004-06)
Don Caraway, LB	1956 (1961)
Marcus Grant, WR	1991 (1996)
Manny Hazard, WR	1990 (1995-96)
Keith Jack, WR	1993 (1994)
Dedric Mathis, DB	1995 (2001-04)
Jason Phillips, WR	1988 (1996)

Montreal Alouettes

Adriano Belli, DL	1999 (2001-03)
Dedric Mathis, DB	1995 (2005-06)

Ottawa Renegades

Chuck Clements, QB	1996 (2002)
--------------------	-------------

Ottawa Rough Riders

Val Belcher, OG	1976 (1979-82)
Bob Borah, SE	1958 (1959)
Eddie Foster, WR	1976 (1981)
Emmett King, RB	1978 (1979-80)

Sacramento Gold Miners

Roman Anderson, K	1991 (1994)
-------------------	-------------

San Antonio Texans

Roman Anderson, K	1991 (1995)
Leroy Truitt, OT	1990 (1995)

Saskatchewan Roughriders

Claude King, HB	1959 (1963)
-----------------	-------------

Shreveport Pirates

Randy Thornton, DE	1987 (1994-95)
--------------------	----------------

Toronto Argonauts

Dalva Allen, DE	1956 (1957)
Adriano Belli, DE	1999 (2007-)
Eric Blount, LB	1992 (1994-95)
Don Caraway, LB	1956 (1958-59, 1961)
André Ware, QB	1989 (1997)

Winnipeg Blue Bombers

Val Belcher, OG	1976 (1983-84)
Eric Blount, LB	1992 (1998, 2000-01)
Burr Davis, LB	1958 (1959-60)
Will Fields, CB	1999 (2005-06)
Donnie McGraw, RB	1975 (1977)
Scott Regimbald, RB	1999 (2004-06)

NOTE—This list is incomplete. If you know of any former Cougars that played in the CFL, please email that information to cburkha@central.uh.edu with name, CFL team, and years played.



Andre Ware



Wilson Whitley

1989 • HEISMAN TROPHY WINNER • ANDRE WARE

1976 • LOMBARDI WINNER • WILSON WHITLEY



In 1989 University of Houston junior quarterback André Ware was the recipient of the 55th annual Heisman Trophy.

The award, presented by the Downtown Athletic Club of New York, culminated a record-setting season in which Ware set 26 NCAA and 15 Southwest Conference records for passing and total offense.

He became the first Cougar and the fifth player from the Southwest Conference to win the Heisman, and he did it without playing a single game before live national television cameras.

Despite playing just a little more than the first half of most games, Ware completed 365-of-578 pass attempts (.631) for 4,699 yards and 46 touchdowns to lead the Cougars to a 9-2 season record and a No.14 national ranking.

The soft-spoken native of Dickinson, Texas, captured the nation's imagination in his first full season as a starting quarterback, averaging over 427 yards passing per game and at one point attempting 154 straight passes without an interception.

A consensus First-Team All-American, Ware left Houston following his junior season to enter the NFL Draft, where he was a first-round and seventh overall pick by the Detroit Lions. He also played in the Canadian Football League before retiring.

In 1996, Ware returned to UH to earn his bachelor's degree in marketing. Of that accomplishment Ware said, "This ranks right up there with receiving the Heisman Trophy."



Year	G	Com	Att	Int	TD	Pct	Yards	YPG	LP	Rating
1987	5	83	140	5	4	59.3	996	199.2	74	121.3
1988	11	212	356	8	25	59.6	2,507	227.4	70	137.4
1989	11	365	578	15	46	63.1	4,699	427.2	87	152.5
Totals	27	660	1,074	28	75	61.4	8,202	303.7	87	143.5



After leading the University of Houston to the 1976 Southwest Conference Championship in the Cougars' first season in the league, Wilson Whitley was honored with the Lombardi Award as the nation's most outstanding college lineman.

Though double-teamed and often triple-teamed during the season, the 6-3, 268-pound Whitley routinely dominated the line of scrimmage from his defensive tackle position. He led the team in quarterback sacks, fumbles caused and fumbles recovered, anchoring a defense that held the opposition to 10 or fewer points five times during the regular season.

In a near perfect defensive performance on the road against the University of Texas, Whitley and the Cougar defense held the Longhorns to eight total first downs and 24 net yards rushing en route to a 30-0 victory. Houston went on to defeat previously unbeaten Maryland in the Cotton Bowl to cap a 10-2 season.

Though 1976 was his one and only year of competition in the Southwest Conference, Whitley was named the league's Player-of-the-Decade for the 1970s. The native of Brenham, Texas, was the first and just one of three league players ever to win the Lombardi Award.

In the spring of 1976, Whitley was the eighth overall selection in the NFL Draft by the Cincinnati Bengals, with whom he played for six seasons.

After a seven-year professional football career, which also included one season with the Houston Oilers, Whitley served as the National Director of Sports Marketing with



Holiday Inn, Inc., until he suffered a fatal heart attack in 1992.

He was inducted into the University's Hall of Honor in 1998, the Texas High School Football Hall of Fame in 1985, and was a member of the Texas Football Magazine's Silver Anniversary Team as both a high school and collegiate player.

He was enshrined in the College Football Hall of Fame in July of 2008.




AWARD WINNERS

HISTORY & RECORDS



ANTOWAIN SMITH



WAYNE ROGERS

CONFERENCE USA

Offensive Player of the Year

1996	Antowain Smith	RB
2006	Kevin Kolb	QB

Co-Defensive Player of the Year

2000	Wayne Rogers	LB
------	--------------	----

Freshman of the Year

1996	Ketric Sanford	RB
1997	Jason McKinley	QB
2003	Kevin Kolb	QB
2007	Case Keenum	QB

Coach of the Year

1996	Kim Helton
2006	Art Briles



WILSON WHITLEY

SOUTHWEST CONFERENCE

Offensive Player of the Year

1978	Danny Davis	QB
1987	Jason Phillips	WR
1989	André Ware	QB

Defensive Newcomer of the Year

1988	Alton Montgomery	SS
------	------------------	----


Offensive Lineman of the Year

1978	Chuck Brown (DTH)	C
------	-------------------	---

Offensive Newcomer of the Year

1989	Manny Hazard	WR
1991	Freddie Gilbert	WR

(Houston Post, Ft. Worth Star-Telegram)



JASON PHILLIPS

All-Decade Team

1970's	Wilson Whitley	DL, 1976
1980's	André Ware	QB, 1987-89
	Jason Phillips	WR, 1987-88

Player-of-the-Decade

1970's	Wilson Whitley	DL, 1976
1980's	André Ware	QB, 1987-89

Post-War All-Time Team *(Texas Football Magazine)*

Wilson Whitley	DL
----------------	----

MISSOURI VALLEY CONFERENCE

Back of the Year

1955	Curley Johnson	RB
------	----------------	----

Lineman of the Year

1957	Hogan Wharton	T
1958	Hogan Wharton	T

SPECIAL AWARDS

Columbus Touchdown Club Player of the Year

1970	Elmo Wright	WR
1990	David Klingler	QB

Dana X. Bible Award *(Presented by Texas Football Magazine)*

1971	Robert Newhouse	RB
1978	Danny Davis	QB

Houston Chronicle Player of the Year

1966	Dick Post	RB
1969	Bill Bridges	OG
1971	Robert Newhouse	RB

Houston Post MVP

1976	Wilson Whitley	DT
1978	Danny Davis	QB
1989	André Ware	QB

Ft. Worth Kiwanis Club Sportsmanship Award

1978	Danny Davis	QB
1991	David Klingler	QB



JASON DEGROOT



CHRIS PEZMAN

Washington Touchdown Club Player of the Year

1976	Wilson Whitley, DT (Defensive)
1989	André Ware, QB (Offensive)
1990	David Klingler, QB (Offensive)

NCAA Post-Graduate Scholarship

1998	Jason deGroot, WR
------	-------------------

College Football Association Good Works Team

1992	Chris Pezman	MLB
------	--------------	-----



BILL YEOMAN

College Football Hall of Fame

2001	Bill Yeoman	Coach
2004	Andre Ware	Player
2007	Wilson Whitley	Player

SportExe Division IA National Coach of the Year

2006	Art Briles
------	------------

ALL-STAR COUGARS

Blue-Gray Game

1952	John Carroll, T
	Vic Hampel, E
	Frank James, G
1953	Bob Chuoke, T
	Buddy Gillioz, T
1954	Jack Patterson, HB
1967	Greg Brezina, LB
	Bill Pickens, OG
1968	Paul Gipson, RB
	Cliff Larson, DT
	Chuck Odom, OT
	Johnny Peacock, DB
1970	Charles Ford, DB
	L. D. Rowden, DB
1983	Maceo Fifer, OT
1985	Carl Hilton, TE
	Todd Schoppe, C



KEN HEBERT



CARL HILTON



ORLANDO IGLESIAS & HAMIN MILLIGAN

- 1985 T. J. Turner, DT
- 1989 Craig Veasey, DE
Alfred Oglesby, DT
Kimble Anders, RB
Alton Montgomery, SS
- 1990 Reggie Burnette, LB
Manny Hazard, WR
Chuck Weatherspoon, RB
- 1991 Roman Anderson, PK
John Brown III, WR
- 1992 Jason Youngblood, OG
- 1993 Allen Aldridge, LB
Ryan McCoy, LB
- 1994 Billy Milner, OT
- 1995 Jimmy Herndon, OT
Dedric Mathis, DB
- 1997 Leonta Rheams, DT
- 1998 Wilbert Brown, OL
Patterson Owens, DL
Mike Green, FB
- 1999 Mike Green, FB
- 2000 Jason McKinley, QB

Hula Bowl

- 1959 Hogan Wharton, T
- 1967 Tom Beer, TE
- 1968 Ken Hebert, SE
Warren McVea, RB
- 1969 Paul Gipson, FB
Johnny Peacock, DB
- 1970 David Schneider, OG
- 1971 Elmo Wright, SE
- 1972 Robert Newhouse, FB
- 1974 Ken Baugh, OT
Deryl McGallion, LB
- 1975 Robert Giblin, DB
Larry Keller, DE
Mack Mitchell, DE
- 1976 Everett Little, OG
- 1977 Val Belcher, OT
Wilson Whitley, DT
- 1978 Don Bass, TE
- 1979 Chuck Brown, C
- 1980 Sam Proctor, DE
- 1981 Hosea Taylor, NG
- 1982 Lonell Phea, SE
- 1983 Maceo Fifer, OT
- 1984 Donald Jordan, RB
Dwyane Love, FB
- 1985 Audrey McMillian, DB
- 1986 Carl Hilton, TE
T. J. Turner, DT
- 1988 Johnny Jackson, DB

- 1989 Joey Banes, OT
Alton Montgomery, SS
- 1990 Manny Hazard, WR
- 1991 Mike Gisler, OG
David Klingler, QB
John Brown III, WR
- 1993 Ryan McCoy, LB
- 1997 Mike Parker, LB;
- 1999 Adriano Belli, DL
- 2000 Jason McKinley, QB
- 2004 Rex Hadnot, OL
- 2007 Willie Gaston, CB
Will Gulley, S
Marquay Love, DT
Vincent Marshall, WR

Japan Bowl

- 1976 Everett Little, OG
- 1977 Val Belcher, OT
Wilson Whitley, DT
- 1979 Willis Adams, SE
Chuck Brown, C
Danny Davis, QB
- 1980 Kenny Hatfield, DB/L
Garrett Jurgajtis, TE
- 1981 Terald Clark, RB
- 1988 Jason Phillips, WR

Senior Bowl

- 1950 Max Clark, HB
- 1952 Ken Pridgeon, HB
- 1958 Don Brown, HB
- 1959 Jim Colvin, T
- 1962 Byron Beaver, DB
- 1968 Paul Gipson, FB
Johnny Peacock, DB
- 1971 Riley Odoms, TE
- 1975 Mack Mitchell, DE
- 1978 Alois Blackwell, HB
- 1980 David Hodge, LB
Melvin Jones, OT
Leonard Mitchell, DT
- 1981 Hosea Taylor, NG
- 1982 Terry Monroe, DT
- 1983 Maceo Fifer, OT
- 1985 Bryant Winn, LB
- 1986 Todd Schoppe, C
- 1989 Alton Montgomery, SS

- 1990 Chuck Weatherspoon, RB
Reggie Burnette, LB
- 1991 David Klingler, QB
- 1994 Billy Milner, OT
- 1995 Jimmy Herndon, OT
- 1996 Delmonico Montgomery, DB
Antowain Smith, RB
Marcus Spriggs, OT
Patterson Owens, DL
- 1998 Kevin Kolb, QB
- 2007 Donnie Avery, WR

East-West Shrine

- 1952 J. D. Kimmel, DT
- 1958 Burr Davis, G
- 1967 Warren McVea, RB
- 1968 Bill Cloud, OT
- 1970 Elmo Wright, SE
- 1972 David Bourquin, OT
Puddin' Jones, FB
- 1977 Don Bass, TE
- 1979 Willis Adams, SE
- 1980 Tommy Ebner, DB
Melvin Jones, OT
- 1988 James Dixon, WR
- 1989 Joey Banes, OT
- 1990 Manny Hazard, WR
- 1999 Greg Brown, OG
- 2000 Wayne Rogers, LB
- 2002 Hanik Milligan, FS
- 2007 Jackie Battle, RB
- 2008 Anthony Alridge, RB

Gridiron Classic

- 2002 Orlando Iglesias, WR
Hamin Milligan, FS

Paradise Bowl

- 2003 Joffrey Reynolds, RB
Jesse Sowell, SS
Rufus Williams, OT
Joe Clay, DT
- 2005 Stephen Cucci, TE




ALL-AMERICANS

Year	Player, Pos.	Team
1951	Paul Carr, LB	AP (HM)
	Vic Hampel, OE	AP (HM)
	Buck Miller, OT	AP (HM)
	Gene Shannon, RB	AP (HM)
1952	J.D. Kimmel, DT	AP, Chicago Tribune (HM)
	Paul Carr	AP (HM), Chicago Tribune (HM)
1958	Hogan Wharton, T	FWAA, AP (HM)
	Bob Borah, E	AP (HM)
1966	Warren McVea, RB	UPI (HM)
	Dick Post, RB	AP (HM)
	Ken Hebert, SE	AP (HM)
1967	Rich Stotter, OG	CONSENSUS
	Greg Brezina, LB	Sports Extra
	Paul Gipson, FB	AP (2nd)
	Ken Hebert, SE	Look, Sports Extra, AP (HM)
	Warren McVea, RB	Sports Extra, UPI (2nd), AP (HM)
1968	Paul Gipson, FB	AFCA, AP (2nd), TSN (2nd)
	Johnny Peacock, DB	AP (3rd)
	Elmo Wright, WR	AP (HM)
1969	Bill Bridges, OG	CONSENSUS
	Jim Strong, RB	AP (2nd)
	Elmo Wright, WR	AP (2nd), UPI (2nd)
	Jerry Drones, DE	AP (HM)
	Glenn Graef, LB	AP (HM)
1970	Elmo Wright, WR	CONSENSUS
	Charlie Hall, LB	AP (3rd)
	Richard Harrington, DB	AP (HM)
1971	Robert Newhouse, RB	AP (2nd)
	Riley Odoms, TE	TSN
1973	Robert Giblin, DB	AP (HM)
	Deryl McGallion, LB	AP (3rd)
1974	Robert Giblin, DB	KOD, Time, AP (HM), UPI (HM), TSN (HM)
	John Housman, RB	AP (HM)
	Mack Mitchell, DE	Time, AP (2nd)
1976	Wilson Whitley, DT	CONSENSUS
	Don Bass, TE	AP (HM)
	Val Belcher, OG	AP (HM), UPI (HM), TSN (HM)
	Alois Blackwell, RB	TSN (HM)
	Danny Davis, QB	AP (HM), TSN (HM)
	Anthony Francis, DB	AP (HM), UPI (HM), TSN (HM)
	Vincent Greenwood, DE	AP (HM)
1977	Don Bass, WR	AP (HM), UPI (HM), TSN (HM)
	Alois Blackwell, RB	TSN (HM)
	Chuck Brown, C	AP (HM)
	Anthony Francis, DB	AP (HM), UPI (HM), TSN (HM)
1978	Willis Adams, WR	TSN (HM)
	Elvis Bradley, DB	TSN (HM)
	Chuck Brown, C	AP (3rd)
	Danny Davis, QB	AP (HM), TSN (HM)
	David Hodge, LB	AP (HM), TSN (HM)
	Hosea Taylor, DT	AP (HM), TSN (HM)
	Dennis Greenawalt, OG	AP (HM)
1979	Emmett King, RB	AP (HM)
	David Hodge, LB	KOD, AP (2nd), FBN (2nd), TSN (HM)
	Melvin Jones, OT	KOD, CAMP, FBN, AP (3rd), UPI (HM), TSN (HM)
	Hosea Taylor, DT	NEA, UPI (HM), TSN (HM)
1980	Leonard Mitchell, DT	CONSENSUS
	Hosea Taylor, NG	CAMP, FWAA, FBN (2nd), NEA (2nd), AP (HM)
	Steve Bradham, LB	AP (HM)
	Lonell Phea, SE	AP (HM)
	Randy Swisher, C	AP (HM)
1981	Maceo Fifer, OT	AP (2nd), UPI (HM)
	Mark Ford, TE	AP (HM), UPI (HM)
	Butch LaCroix, DB	AP (HM)
	Terry Monroe, DT	AP (HM)
	Grady Turner, LB	AP (HM)
1982	Maceo Fifer, OT	UPI (2nd)
	Weedy Harris, LB	AP (HM)
	T.J. Turner, DT	FBN (Fr.)

Year	Player, Pos.	Team	
1984	Carl Hilton, TE	TSN	
	Audrey McMillian, DB	AP (HM)	
	T.J. Turner, DT	TSN (2nd), AP (HM), UPI (HM)	
1985	Carl Hilton, TE	AP (HM)	
	Todd Schoppe, C	AP (HM)	
1987	Jason Phillips, WR	UPI (HM)	
	Johnny Jackson, DB	UPI (HM)	
1988	Jason Phillips, WR	CONSENSUS	
	Johnny Jackson, DB	AP (2nd), TSN (2nd)	
	James Dixon, WR	TSN (2nd), AP (HM)	
	C. Weatherspoon, SB	TSN (2nd), AP (HM)	
	Glenn Montgomery, DT	AP (HM), TSN (HM)	
	Andre Ware, QB	AP (HM), TSN (HM)	
	Joey Banes, OT	AP (HM)	
	Byron Forsythe, OG	AP (HM)	
	Lamar Lathon, LB	AP (HM)	
	Alton Montgomery, DB	AP (HM)	
1989	André Ware, QB	CONSENSUS	
	Manny Hazard, WR	AP, FBN (2nd)	
	Chuck Weatherspoon, RB	TSN	
	Craig Veasey, DE	TSN	
	Cornelius Price, CB	TSN (2nd)	
	Joey Banes, OT	TSN (HM)	
	Byron Forsythe, C	TSN (HM)	
	Kimble Anders, FB	TSN (HM)	
	Alfred Oglesby, DT	TSN (HM)	
	Alton Montgomery, S	AP (HM)	
	1990	David Klingler, QB	AP (3rd)
		Manny Hazard, WR	AP (3rd)
Roman Anderson, PK		FBN (HM)	
Reggie Burnette, LB		FBN (HM)	
Mike Gisler, OG		FBN (HM)	
Tray Hooper, DT		FBN (HM)	
Jason Jessup, OT		FBN (HM)	
Jerry Parks, DB		FBN (HM)	
Ryan McCoy, LB		FBN (HM)	
Chuck Weatherspoon, RB		FBN (HM)	
1991	Roman Anderson, PK	FBN (HM)	
	Marcus Grant, WR	FBN (HM)	
1992	Darrell Clapp, OT	AP (HM)	
	Freddie Gilbert, WR	FBN (HM)	
	Steve Harris, DB	FBN (HM)	
	Jimmy Klingler, QB	FBN (HM)	
	Ryan McCoy, LB	FBN (HM)	
	Sherman Smith, WR	FBN (HM)	
1993	Jason Youngblood, OG	FBN (HM)	
	Ryan McCoy, LB	UPI (3rd)	
	Billy Milner, OT	FBN (HM)	
	Jimmy Herndon, OT	CS (3rd), UPI (HM)	
	Antowain Smith, TB	FBN (HM)	
	Ben Fricke, C	FWAA (1st), AP, TSN (2nd), FN(HM)	
	Louis Hampton	FBN (HM)	
	Jerrian James	CS (HM)	
	Ketric Sanford	CS (HM)	
	1999	Greg Brown	FBN (HM)
Ketric Sanford		FBN (HM)	
2000	Wayne Rogers	FBN (HM)	
2002	Joffrey Reynolds	CNNSI (HM)	
2003	Brandon Middleton	SI.COM (HM)	
2006	Kevin Kolb	CFN (HM)	
2007	Donnie Avery	PSM (2nd), CFN (HM)	
	Anthony Alridge	PSM (4th), CFN (HM)	

First Team unless otherwise noted. AP-Associated Press, UPI-United Press International, TSN-The Sporting News, FBN-Football News, FWAA-Football Writer's Association of America, KOD-Kodak, CAMP-Walter Camp, Time-Time Magazine, AFCA-American Football Coaches Association, CS-College Sports Magazine, Phil Steele's College Football Magazine. Consensus All-Americans in bold.

CONSENSUS ALL-AMERICANS



RICH STOTTER
1967 • Offensive Guard



BILL BRIDGES
1969 • Offensive Guard



ELMO WRIGHT
1970 • Wide Receiver



WILSON WHITLEY
1976 • Defensive Tackle



LEONARD MITCHELL
1980 • Defensive Tackle



JASON PHILLIPS
1988 • Wide Receiver




ANDRÉ WARE
1989 • Quarterback

ACADEMIC ALL-AMERICANS

Selected by the College Sports Information Directors of America.



HORST PAUL
1964 • End




RICH STOTTER
1967 • Offensive Guard




CHUCK ODOM
1968 • Offensive Tackle




ELMO WRIGHT
1969 • Wide Receiver



MARK MOHR
1976 • Cornerback



KEVIN ROLLWAGE
1976-77 • Offensive Tackle



KEITH JENKINS
1988 • Defensive End



ALL-CONFERENCE PLAYERS

HISTORY & RECORDS

LONE STAR CONFERENCE

Year **First Team**
 1946 Charlie Manichia, QB
 1948 Cecil Towns, T

GULF COAST CONFERENCE

Year **First Team**
 1949 Cecil Towns, T
 Bill Myers, G
 Alan Neveux, QB
 Aubrey Baker, FB
 1950 Gene Shannon, RB
 Max Clark, RB
 Buck Miller, OG
 John O'Hara, DB
 Leo Van Haverbeke, LB

MISSOURI VALLEY CONFERENCE

Year **First Team**
 1951 Gene Shannon, RB
 Buck Miller, OG
 Paul Carr, LB
 Ivis Rister, DL
 Chester Sugarek, DG
 1952 Vic Hampel, OE
 Bob Chuoke, OG
 S. M. Meeks, RB
 J. D. Kimmel, DT
 Buddy Gillioz, DT
 Paul Carr, LB
 Sam Hopson, DB
 Jackie Howton, DB
 1953 Buddy Gillioz, T
 Bob Chuoke, T
 1955 Jimmy Dickey, QB
 Curley Johnson, FB
 Lavell Isbell, T
 1956 Don Flynn, QB
 Don Caraway, FB
 Dalva Allen, T
 Rudy Spitzenberger, G
 1957 Burr Davis, G
 Hogan Wharton, T
 Harold Lewis, FB
 1958 Burr Davis, G
 Bob Borah, E
 Hogan Wharton, T
 1959 Jim Colvin, T
 Jim Windham, G
 Howard Evans, C
 Randall Dorsett, E

SOUTHWEST CONFERENCE

Year **First Team**
 1976 Val Belcher, OT
 Anthony Francis, DB
 Paul Humphreys, LB
 Wilson Whitley, DT
Second Team
 Alois Blackwell, RB
 Robert Oglesby, NG
 1977 **First Team**
 Don Bass, TE
 Chuck Brown, C
 Anthony Francis, DB
 Reid Hansen, DE
 Kevin Rollwage, OT
Second Team
 Alois Blackwell, RB
 1978 **First Team**
 Willis Adams, SE (DMN)
 Chuck Brown, C
 Danny Davis, QB (AP)
 Dennis Greenawalt, OG
 David Hodge, LB
 Melvin Jones, OT (WTH)
 Randy Love, RB (WTH)
 Emmett King, RB (AP)
 Hosea Taylor, DT (AP)
Second Team
 Elvis Bradley, DB
 Danny Davis, QB (UPI)
 Alton Harvey, DE (DTH)
 1979 **First Team**
 Dennis Greenawalt, OG (UPI)
 David Hodge, LB

Melvin Jones, OT
 Leonard Mitchell, DT (AP)
 Robert Oglesby, NG
 Hosea Taylor, DT
Second Team
 Elvis Bradley, DB
 Terald Clark, RB
 Robert Jones, OT (WTH)
 Donnie Love, DB
 Garrett Jurgaitis, TE

1980 **First Team**
 Leonard Mitchell, DT
Second Team
 Lonell Phea, SE
 Jack Faniel, G
 Steve Bradham, LB
 Randy Swisher, C (AP)
 Hosea Taylor, NG (AP)

1981 **First Team**
 Mark Ford, TE
 Maceo Fifer, OT
 Butch LaCroix, DB
 Terry Monroe, DT (AP)
 Grady Turner, LB (AP)
Second Team
 Lonell Phea, SE
 Donnie Love, DB
 Leo Truss, DE (AP)

1982 **First Team**
 Weedy Harris, LB
 Maceo Fifer, OT (UPI)
Second Team
 Calvin Eason, DB
 David Roberson, WR
 Reggie Vonner, DB (UPI)
 Dallas Wiggins, RB (UPI)

1983 **First Team**
 Donald Jordan, RB
Second Team
 Eugene Lockhart, LB (UPI)
 T. J. Turner, DT (AP)

1984 **First Team**
 Audrey McMillian, DB (AP)
 T. J. Turner, DT
Second Team
 DeWayne Bowden, DB (UPI)
 Mike Clendenen, PK
 Carl Hilton, TE
 Gerald Landry, QB
 Audrey McMillian, DB (UPI)
 Ray Rogers, OG
 Larry Shepherd, SE (UPI)
 Raymond Tate, RB (AP)
 Bryant Winn, LB

1985 **First Team**
 Carl Hilton, TE
 T. J. Turner, DT (UPI)
Second Team
 Todd Schoppe, C (AP)
 Raymond Tate, RB (AP)

1986 **First Team**
 Gary McGuire, LB
1987 **First Team**
 Jason Phillips, WR
 Johnny Jackson, CB
 Chip Brownndyke, PK (UPI)
 Gary McGuire, LB (AP)
Second Team
 Kimble Anders, RB (UPI)

1988 **First Team**
 Jason Phillips, WR
 James Dixon, WR
 Johnny Jackson, DB
 Glenn Montgomery, DT
Second Team
 Lamar Lathon, LB (AP)
 Chuck Weatherspoon, RB
 Alfred Oglesby, DT (UPI)
 Roman Anderson, PK (UPI)
 Joey Banes, OT (AP)
 Byron Forsythe, OG (AP)
 André Ware, QB (AP)
 Alton Montgomery, DB (AP)

1989 **First Team**
 André Ware, QB
 Manny Hazard, WR

Chuck Weatherspoon, RB
 Joey Banes, OT (AP)
 Craig Veasey, DE
 Alfred Oglesby, DT
 Cornelius Price, DB
 Alton Montgomery, DB (AP)
Second Team
 Kimble Anders, SB
 Byron Forsythe, C
 Mike Gisler, OG
 Mike Holley, OG
 Reggie Burnette, LB
 Chris Ellison, DB
 Roman Anderson, PK

1990 **First Team**
 David Klingler, QB
 Chuck Weatherspoon, RB
 Manny Hazard, WR
 Roman Anderson, PK (DTH, FST)
 Jason Jessup, OT (UPI, AAS)
 Jerry Parks, DB (WTH)
Second Team
 Reggie Burnette, LB (AP, UPI)
 Tray Hooper, DT
 Leroy Truitt, OT (AAS)
 Eric Blount, LB (FST, WTH)

1991 **First Team**
 Marcus Grant, WR
 Roman Anderson, PK
Second Team
 David Klingler, QB
 Mike Gisler, OL (AP)
 Freddie Gilbert, WR
 Ryan McCoy, LB (AAS)
 Charles Langston, P (HP, AP)

1992 **First Team**
 Ryan McCoy, LB
 Sherman Smith, WR
 Jason Youngblood, OG (FN)
 Darrell Clapp, OT (FW, AP)
 Jamie Mouton, PR (WTH)
Second Team
 Eric Blount, LB (HC)
 Freddie Gilbert, WR (HC)
 Jimmy Klingler, QB (AAS)
 Allen Aldridge, DE (HC)
 John W. Brown, DB (HC)

1993 **First Team**
 Ryan McCoy, LB
 Darrell Clapp, OL (HC)
Second Team
 Jimmy Herndon, OL (HP)
 John W. Brown, CB (HC, HP)
 Allen Aldridge, LB (HC)

1994 **First Team**
 Jason Stoft, P
Second Team
 Jimmy Herndon, OT
 Billy Milner, OT

1995 **First Team**
 Jimmy Herndon, OT
Second Team
 Chuck Clements, QB
 Jerome Williams, FS (AAS)

CONFERENCE USA

Year **First Team**
 1996 Antowain Smith, RB
 Chuck Clements, QB
 Marcus Spriggs, OT
 Ben Fricke, C
 Delmonico Montgomery, CB
 Damion Johnson, WR
Second Team
 Ketric Sanford, RB
 Charles West, WR
 Mike Parker, LB (HC)

1997 **First Team**
 Ben Fricke, C
Second Team
 Ketric Sanford, RB
 Sebastian Villarreal, K
 Leonta Rheams, DE

1998 **First Team**
 Ketric Sanford, RB
 Louis Hampton, DL

Wilbert Brown, OL
 Mike James, DB

1999 **First Team**
 Greg Brown, OG
 Kenny Hill, S
 Mike James, S
 Ketric Sanford, RB
Second Team
 Nikia Adderson, DL
 Josh Lovelady, OT
 Wayne Rogers, LB

2000 **First Team**
 Josh Lovelady, OT
 Wayne Rogers, LB
Second Team
 Brian Robinson, WR
2001 **Second Team**
 Orlando Iglesias, WR
 Hanik Milligan, DB

2002 **First Team**
 Jeffrey Reynolds, RB
 Hanik Milligan, DB
Second Team
 Stephen Cucci, TE
 Rex Hadnot, OL
 Chris Redding, OL

2003 **First Team**
 Rex Hadnot, OL
 Brandon Middleton, WR
Second Team
 Joe Clay, DL
 Matt Mattox, OL

2004 **Second Team**
 Joe Clay, DL
 Vincent Marshall, WR
2005 **First Team**
 Ryan Gilbert, RB
 Vincent Marshall, WR
Second Team
 Kade Lane, DE

2006 **First Team**
 Sterling Doty, C (HC & M)
 Will Gulley, C (HC & M)
 Wade Koehl, OLB (HC)
 Kevin Kolb, QB (HC & M)
Second Team
 Jeff Akeroyd, OL (HC & M)
 Anthony Alridge, RB (HC & M)
 Ben Bell, K (M)
 Willie Gaston, CB (HC)
 Phillip Hunt, DE (M)
 Marquay Love, NT (HC)
 Vincent Marshall, WR (HC & M)

Third Team
 Trent Allen, ILB (HC & M)
 Donnie Avery, WR (HC & M)
 Jackie Battle, RB (HC & M)
 Dustin Dickinson, OL (M)
 Phillip Hunt, DE (HC)
 Marquay Love, NT (M)

2007 **First Team**
 Jeff Akeroyd, OT (HC & M)
 Donnie Avery, WR (HC & M)
 Phillip Hunt, DE (HC & M)
Second Team

Anthony Alridge, RB (HC & M)
 Donnie Avery, KOR (HC & M)
 Kenneth Fontenette, SS (HC & M)
 Norby Juist, LS (HC)
Honorable Mention
 Trent Allen, LB (HC)
 Eli Ash, DT (HC)
 Carl Barnett, C (HC)
 Michael Bloesch, OG (HC)
 Dustin Dickinson, OG (HC)
 Mark Hafner, TE (HC)
 Jeron Harvey, WR (HC)
 Case Keenum, QB (HC)
 T.J. Lawrence, K (HC)
 Brendan Pahulu, LB (HC)
 Rocky Schwartz, FS (HC)
 Chase Turner, P (HC)
 Sebastian Vollmer, OT (HC)



A - A - A


ACHEY, Calvin	1967, 68, 69
ADAMS, Daniel	1991, 92, 93, 94
ADAMS, Mike	1988
ADAMS, Norman	1988, 89
ADAMS, Willis	1977, 78
ADDERSON, Nikia	1999, 2000
ADELEKAN, Farouk	2002, 03
AGHO, Fred	2006, 07
AGSON, Isaiah	2006, 07
AKERROYD, Jeff	2004, 05, 06, 07
AKIN, Truett	1992, 93, 94
AKINA, Keith	2004
ALAKE, Raymond	2007
ALCAZAR, Frank	1985
ALDRIDGE, Allen	1990, 91, 92, 93
ALEXANDER, Craig	1988, 89, 90
ALEXANDER, Kevin	1983, 84, 85
ALEXANDER, Tommy	1980
ALFRED, Byron	2004, 05, 06
ALLEN, Dalva	1954, 55, 56
ALLEN, Earl	1984, 85
ALLEN, Kevin	1986
ALLEN, Trent	2005, 06, 07
ALLEN, Will	1963
ALRIDGE, Anthony	2005, 06, 07
ANDERS, Kimble	1987, 88, 89
ANDERSON, Jaryd	2007
ANDERSON, Roman	1988, 89, 90, 91
ANTOINE, Randall	2007
ARCENEAUX, Harrison	2002, 03
ARTHUR, Jim	1967, 68, 69
ASH, Eli	2006, 07
ATKINS, Kenneth	2006, 07
AVANTS, Cody	1992
AVERY, Donnie	2004, 05, 06, 07

B - B - B

BAILES, Tommy	1952, 53, 54
BAILEY, Ken	1967, 68, 69
BAILEY, Preston	1989, 90, 92, 93
BAKER, Aubrey	1947, 48, 49, 50
BAKER, Joey	1969
BALDRIDGE, Harlan	1951, 52
BALDWIN, Tommie	1998, 99, 00, 01
BALL, Larry	1987, 88
BANES, Joey	1986, 87, 88, 89
BANKS, Keon	1994, 95, 96, 97
BARBANDI, Mamoon	2007
BARBEE, Jack	1950, 51
BARBOUR, Mike	1965, 66
BARELA, Ricky	2004, 05, 06

BARGANIER, Jaron	2002, 03
BARNES, Jack	1953, 54
BARNETT, Bob	1960, 61
BARNETT, Carl	2006, 07
BARRETT, David	1978, 79, 80
BARRON, Wade	1991
BASS, Dean	1960
BASS, Don	1975, 76, 77
BASSLER, Blade	2002, 03, 04, 05
BASSLER, Miller	1973, 74
BATISTE, Kevin	1991
BATTLE, Jackie	2003, 04, 05, 06
BAUGH, Ken	1972, 73
BAUGHMAN, James	1954
BEAN, Broderic	2007
BEAN, Don	1966, 67
BEARD, Clem	1961, 62, 63
BEARDEN, David	1986, 87, 88
BEASLEY, Tom	1958
BEAUFORD, Jabari	1998, 99, 00, 01
BEAVER, Byron	1961, 62
BEER, Tom	1965, 66
BELCHA, Daniel	1998
BELCHER, Val	1973, 74, 75, 76
BELL, Ben	2005, 06
BELL, Carlos	1967, 68
BELL, Dustin	2001, 02, 03, 04
BELL, Delithro	1992, 93
BELL, Josh	2007
BELL, Keykova	1999, 00, 02
BELLI, Adriano	1996, 97, 98, 99
BENTLEY, Matthew	2002, 03, 04
BERGER, Jim Pat	1965, 66, 67
BERGQUIST, Ken	1963
BERRY, Royce	1965, 66, 68
BEVIL, James	1989, 90, 91
BIDWELL, Bill	1948, 49, 50, 51
BIRDWELL, Danny	1959, 60, 61
BISHOP, Webb	1955, 56
BLACK, Mike	1978, 80
BLACKMON, Carson	2006, 07
BLACKSTONE, Jim	1953, 54, 55
BLACKWELL, Alois	1975, 76, 77
BLEIER, Ed	1960
BLEIER, Kevin	1991, 92
BLEVINS, Bob	1956, 57
BLOESCH, Michael	2005, 06, 07
BLOOM, Don	1954
BLOUNT, Eric	1989, 90, 91, 92
BLOUNT, Sammy	1955, 56, 57
BLUITT, Aaron	1994, 95, 96
BLUNTSON, Kenneth	1985

BOATNER, Patrick	1998, 99, 00, 01
BOEK, Buddy	1955, 56
BOEHM, Brian	2006
BOLIN, Ken	1959, 60, 61
BOLIN, Mike	1969, 70, 71
BOLTON, Troy	1985
BORAH, Bob	1956, 57, 58
BOTTS, Torrence	2001, 02
BOUCHE, Jeff	1971, 72, 73
BOUDREAUX, Don	1956, 57
BOURQUIN, David	1970, 71, 72
BOWDEN, DeWayne	1983, 84
BOWERS, Mutt	1959
BOWMAN, Charles	1987, 89, 90
BOXILL, Derrick	1995
BOYD, Tom	1956
BRADHAM, Steve	1977, 78, 80
BRADLEY, Elvis	1976, 77, 78, 79
BRADLEY, Joe Bill	1954
BRADSHAW, David	1960
BRANSON, John	1959, 60, 61
BRANSTETTER, Kent	1970, 71
BRAXTON, Ronnie	2000, 01, 02
BRASHER, James	1963
BREWER, Frank	1962, 63
BREWER, Monroe	1961
BREWSTER, Justin	2006
BREZINA, Bobby	1960, 61, 62
BREZINA, Greg	1965, 66, 67
BREZINA, Gus	1962, 63, 64
BREZINA, Mark "Butch"	1970, 71
BREZINA, Robby	1985, 86
BRIDGES, Bill	1968, 69
BRIGHTWELL, Charles	1947
BRILES, Art	1976
BRILES, Kendal	2004, 05
BRINKLEY, Brandon	2006, 07
BRINKLEY, Greg	1990
BRITTON, Tim	1986, 87
BROADUS, Shawn	2000
BROOKS, Courtney	2003, 04
BROOKS, David	1973, 74
BROUSSARD, Bubba	1972, 73, 74
BROUSSARD, James	1963
BROUSSARD, Larry	1960, 61, 62
BROWN, Bryant	2001, 03, 04
BROWN, Bill	1959, 60, 61
BROWN, Charlie	1948
BROWN, Charlie E.	1956, 57, 58
BROWN, Chuck	1976, 77, 78
BROWN, Delrick	1977, 78, 79
BROWN, Don	1957
BROWN, Elrick	1979
BROWN, Everett "Jet"	1985, 86, 87, 88
BROWN, Gene	1953
BROWN, George	1947
BROWN, Greg	1995, 97, 98, 99
BROWN, Guy	1974, 75, 76
BROWN, James	1982
BROWN, Jason	1995, 96, 97
BROWN, John III	1990, 91
BROWN, John W.	1990, 91, 92, 93
BROWN, John	1991, 92, 93, 94
BROWN, Jordan	2005, 06, 07
BROWN, Kyle	2000, 01
BROWN, Verlond	1989, 90, 91
BROWN, Wilbert	1995, 96, 97, 98
BROWNDYKE, Chip	1985, 86, 87
BRUMLEY, Bob	1968, 69, 70
BRYAN, Frank	1986, 87, 88, 89
BRYAN, L. Z.	1947, 48, 49
BRYANT, Jessie	2002
BRYANT, Maurice	1996, 97



GLENN CADREZ

BUGAJ, Mark	1968
BURNETTE, Reggie	1987, 88, 89, 90
BURNS, Alvin	1983
BURRIS, Bo	1964, 65, 66
BURTON, Les	1953
BURTON, Ryan	1994, 95, 96, 97
BUTLER, Bill	1947, 48, 49
BUTLER, Jerrod	2006
BUTLER, Joe	1995
BYNDOM, C.D.	1982, 83

C - C - C

CABALLERO, Don	1964, 65
CADREZ, Glenn	1990, 91
CAFFREY, Charlie	1957, 58, 59
CAIN, Clay	1986
CALLOWAY, DeWayne	1981, 82, 83
CALLOWAY, Mecridric	1988, 89
CAMPBELL, Billy	1958
CAMPBELL, Robby "Bo"	1948, 49
CANALITO, Lee	1973, 74
CARAWAY, Don	1955, 56
CARAWAY, George	1966
CARETHERS, Josh	2004, 05
CAREW, Mike	1960
CARPENTER, Rod	1953, 54, 55
CARPENTER, Stewart	1993
CARR, Dustin	1992
CARR, Paul "Rock"	1951, 52, 53
CARR, Sanford	1948, 49, 51, 52
CARROLL, John	1950, 51, 52
CASTLE, L.J.	2007
CAVNESS, C.J.	2007
CHAMBERS, Jack	1949, 50, 51, 52
CHANCELOR, Ken	1961, 62
CHARLES, Ahmad	1995, 97, 98, 99
CHATMAN, Zack	1989, 90, 91
CHAVIS, Chann	1994
CHERRY, Reggie	1972, 73, 74
CHESTER, Carlos	1994, 95
CHILDERS, David	1964, 65
CHINN, Brent	1980
CHUMCHAL, Earl	1978, 79
CHUOKE, Bob	1952, 53
CLAPP, Darrell	1990, 91, 92
CLAPP, Howard	1949, 50, 51, 52



ALOIS BLACKWELL



ALL-TIME LETTERMEN

CLARK, Jim	1949, 50, 51
CLARK, Jon	2002
CLARK, Max	1948, 49, 50
CLARK, Mike	1999, 00
CLARK, Rusty	1968, 69
CLARK, Terald	1978, 79, 80
CLARKE, Steve	1991, 92
CLATTERBUCK, Bobby	1951, 52, 53
CLAY, Joe	2001, 02, 03, 04
CLEMENTS, Chuck	1993, 94, 95, 96
CLENDENEN, Mike	1981, 82, 83, 84
CLOUD, Bill	1966, 67, 68
CLOUD, Steve	1969, 70, 71
COLA, Roland	2002, 03
COLEMAN, Buddy	1988, 89
COLLIER, Wendell	1952
COLLINS, Dennis	1964
COLLINS, Mialon	2004
COLVIN, Jim	1957, 58, 59
CONLEY, Frederick	1998, 99, 00
COOK, Bill	1946, 47, 48
COOK, Gerald	1977, 78, 79
COOPER, Patrick	1987, 88, 89, 90
COOPER, Preasley	1963, 64
COPLIN, Lennard	1974, 75, 76
COWEN, Henry	1949, 50, 51
COX, Todd	2004, 05
CRAFT, Trace	1992, 93, 94
CRANFORD, Danny	1958, 59
CRAVENS, Jim	1954, 55
CRAY, Verle	1952, 53, 54
CRENSHAW, Orsby	1983, 85, 86
CRUTHIRDS, David	1972
CUCCI, Stephen	1999, 00, 02, 04
CUNNINGHAM, Carl	1964, 65, 66
CURRY, Larry	1980
D - D - D	
DACUS, David	1987, 88
DALE, Cunnie	1992
DANIELS, Gerard	2001, 04
DARNELL, Calvin	1977, 79
DAULONG, Paul	1967, 68
DAVIS, Burr	1956, 57, 58
DAVIS, Chad	2001, 02
DAVIS, Danny	1976, 77, 78
DAVIS, Jayson	1987, 88, 89, 90
DAVIS, Justin	2001, 02
DAVIS, Mark	1986
DAVIS, Reggie	1994, 95, 96, 97
DAVIS, Tyrone	1990, 91, 92
DEAN, Aubra	1946
DEAREN, John	1954, 55
DEEN, Gerald	1960, 61, 62
deGROOT, Clint	1998, 99, 00, 01
deGROOT, Jason	1994, 96, 97, 98
DEMARR, Josh	2000, 01
DENNIS, Jonathan	1995, 96, 97, 98
DeROUSELLE, Mike	1996, 97, 98, 99
DeSPAIN, Joel	1970
DICKEY, Billy Ray	1957, 58
DICKEY, Dale	1970
DICKEY, Jimmy	1954, 55
DICKINSON, Dustin	2004, 05, 06, 07
DICKSON, Lorenzo	1991, 92
DIETRICH, Donnie	1951, 52, 53
DIMMICK, Tom	1954, 55
DITTA, Frank	1969, 70, 71
DITTA, Tony	1946, 47
DIXON, James	1987, 88
DIXON, Stephen	1992, 93
DIXSON, Harold	1946, 47
DOMINGUE, Ricky	1975

DONLEY, Richard	1946
DORSETT, Randall	1958, 59, 60
DORSEY, Bobby	1953
DOTY, Sterling	2004, 05, 06
DOUGLAS, David	2002, 03, 04, 05
DOUGLAS, Donald	1991, 92, 93
DRAKE, Gary	1974, 75, 76
DRONES, Jerry	1967, 68, 69
DYAR, Jim	1965, 66
DUDLEY, Ray	1963, 64, 65
DUNCAN, John	1991
DURHAM, James	1980, 81, 82
DURHAM, Robert	1981, 82, 83
DURRENBURGER, Marvin	1952, 53

E - E - E

EAKER, John	1965
EALY, Biren	2006
EASON, Calvin	1980, 81, 82
EBENSBERGER, Grady	1976, 77, 78
EBNER, Jake	2005, 06, 07
EBNER, Tommy	1978, 79
EBOW, Howard	1971, 72, 73
ECHOLS, Ross	1975, 76
EDDY, Nick	2001, 02
EDWARDS, Dinky	1979
EDWARDS, Richard	1995, 96, 98
ELLIOTT, Maurice	1948, 49
ELLIOTT, Richard	1960, 61, 62
ELLISON, Chris	1987, 88, 89
ELSTON, Terry	1979, 80
EMBERG, Ronald	1954, 55, 56
ENDERLI, Calvin	1963, 64
ENGLISH, Charles	1949
ERVIN, Waymond	1998, 99, 00, 01
ESCAMILIA, Hugo	1991
EVANS, Anthony	2002, 03, 04, 05
EVANS, Bubba	2003
EVANS, Chandler	1991
EVANS, Harold	1972, 73, 74
EVANS, Howard	1957, 58, 59
EVANS, Tommy	1992
EVERSON, Lance	2002, 03, 04, 05

F - F - F

FAAITA, Sam	1991
FAIRBANKS, Chuck	1974
FANIEL, Jack	1978, 79, 80
FEAGIN, Wiley	1958, 59, 60
FEATHERS, Tim	2000, 01, 02
FEAZLE, Calvin	1947
FELDER, Leon	1981
FIELDS, Delondo	1997
FIELDS, Harold	1977, 78
FIELDS, William	1996, 97, 98, 99
FIFER, Maceo	1980, 81, 82
FISHER, Freddie	1995
FISHER, Leroy	1971
FITCH, James	2004, 05
FLETCHER, Simon	1982, 83, 84
FLYNN, Don	1954, 55, 56
FOLEY, Kenzie	1977, 78
FOLKS, Donald	1952, 53
FONTELETTE, Kenneth	2005, 06, 07
FOOTS, Marlon	1992, 93, 94, 95
FORD, Charles	1969, 70
FORD, Mark	1979, 80, 81
FORD, Robert	1970, 71, 72
FORMAN, Percy	1998, 99
FORMAN, Stedmon	1995, 96, 97, 98
FORNEY, Stan	1988, 89
FORSYTHE, Byron	1986, 87, 88, 89
FOSS, Buck	1946, 47



DANNY DAVIS

FOSTER, Eddie	1974, 75, 76
FOSTER, Rusty	1994, 95, 96, 97
FOWLER, Charlie	1964, 65, 66
FRANCIS, Anthony	1975, 76, 77
FRANCIS, Carl	2002, 03, 04
FRANCIS, Choni	2000
FRANCIS, James	2006, 07
FRANKLIN, William	1974
FREEMAN, Basil	1962, 63
FREEMAN, Brian	1998
FRICKE, Ben	1994, 95, 96, 97
FRY, Benny	1970
FULLER, Burl	1971, 72
FULLER, Mike	1996

G - G - G

GAFFORD, Thomas	2001, 02, 03, 04
GAMMAGE, Coy	1955, 56
GANAWAY, Terrance	2007
GANT, William	1985, 86, 87, 88
GARDNER, Jerry	1966, 67, 68
GARL, Lee	1952
GASTON, John	1987, 88, 89, 90
GASTON, Levi	2002
GASTON, Willie	2003, 04, 05, 06
GEDDES, Wayne	1953, 54, 55
GENTRY, Tracy	1990, 91
GEORGE, Dick	1965
GEORGE, Steve	1971, 72
GEORGE, Thery	1993
GIBLIN, Robert	1972, 73, 74
GIBSON, Leonard	2003, 04
GIDDINGS, Bernard	1984, 85
GILBERT, Chris	2006, 07
GILBERT, Freddie	1991, 92
GILBERT, Ryan	2004, 05
GILES, Alonzo	1975
GILES, Norman	1956
GILES, Artford "Ted"	1950, 51
GILLASPY, Joey	1994, 95, 97
GILLIOZ, M. "Buddy"	1951, 52, 53
GILLIOZ, Steve	1975
GILMORE, Eddie	1983, 84, 85
GIPSON, Paul	1967, 68
GIPSON, Jr., Paul	1992
GISLER, Mike	1988, 89, 90, 91
GISSENDANNER, Arthur	1998, 99, 00, 01
GLEASON, Brennan	2005, 06
GOLDEN, Jack	1949, 50, 51
GOMEZ, Henry	1946, 47
GONZALEZ, Joseph	2004, 05, 06, 07

GOOD, Thomathan	1994, 95, 96, 97
GOOD, Tracy	1989, 90, 91, 92
GORE, Corky	1986, 1988
GOSS, Kendrick	2001, 02, 03, 04
GRAEF, Glenn	1967, 68, 69
GRANT, Marcus	1990, 91
GRANT, Otis	1993, 94, 95
GRAVES, Ko	1991
GRAY, Mark	1994
GRAY, Teddy	1953
GREEN, Mike	1998, 99
GREEN, Tyrone	2001, 02
FULLER, Jamie	2003
GREEN, Valton	1946, 47
GREENAWALT, Danie	1983
GREENAWALT, Dennis	1978, 79
GREENWOOD, Vincent	1975, 76, 77
GREGG, David	1948, 49, 50
GREGORY, Zane	1949, 50, 51, 52
GRIFFIN, Rodney	1995, 96
GRIFFITH, Jeremy	1998
GRIFFITH, Travis	2002, 03, 04
GRIMES, Bobby	1980, 81, 82
GUERRANT, Charles	1964, 65
GULLEY, Will	2002, 03, 04, 06
GUSTAMANTE, Albert	1960
GUY, Tommy	1991, 92, 93
GUY, Tywon	1993
GWIN, Jack	1946, 47, 48

H - H - H

HADNOT, Rex	2000, 01, 02, 03
HAHN, Phil	1972
HAFNER, Mark	2005, 06, 07
HAIRSTON, Josh	2004
HAIRSTON, Sam	1997, 98, 99, 00
HALL, Charles	1967
HALL, Craig	1992
HALL, Robert	1967
HALL, Ronald	1983, 84
HALL, Tommy	1955
HALSTEAD, Jason	1994, 95
HAMILTON, George	1965
HAMPEL, Vic	1951, 52
HAMPTON, Louis	1995, 96, 97, 98
HAMRICK, Bill	1971, 72
HAND, Floyd	1946
HANLEN, Rob	1993
HANNAH, Rodney	2006
HANSEN, Jack	1994, 95
HANSEN, Reid	1975, 76, 77



HARDEMAN, Cedric	1996, 97, 98
HARDING, Max	1949
HARGROVE, Donn	1953, 54, 55
HARMON, Greg	1980, 81, 82
HARPER, Robert	1984, 85, 86, 87
HARRELL, John	2003, 04
HARRINGTON, Richard	1968, 69, 70
HARRIS, Damon	1996
HARRIS, Quince	1983
HARRIS, Stephen	1991, 92
HARRIS, George "Weedy"	1980, 81, 82
HARRISON, Bobby	1977, 78, 79
HARRISON, Eric	1992, 93, 94
HARRISON, Jessie	2007
HART, Matt	2006, 07
HARTFORD, Billy	2006, 07
HARTSELL, Jolly	1948, 49, 50
HARVEY, Alton	1978
HARVEY, Jeron	2005, 06, 07
HASTINGS, Wyatt	1947
HATFIELD, Kenny	1976, 77, 78, 79
HAWKINS, Ken	1946, 47
HAWKINS, Phil	2002, 03, 04
HAYNES, Gary	1995, 96
HAZARD, Ermanuel	1989, 90
HEARN, Jr., Paul	1986, 87, 88
HEBERT, Ken	1965, 66, 67
HEISKELL, Ted	1969, 70
HEITMANN, Gary	1983, 84, 85
HELTON, Clay	1993, 94
HELTON, Tyson	1996, 97, 98, 99
HENDERSON, Bryant	1995, 97
HENDERSON, John	1958
HENDRICKSON, Ryan	1998, 99
HERMAN, Ron	1968, 69
HERNANDEZ, Rocky	1962
HERNDON, Jimmy	1992, 93, 94, 95
HEROLD, Chris	1994
HERRING, Eric	1977, 78, 79, 80
HILL, Bryan	2001, 02
HILL, Gerald	1972, 73, 74
HILL, Kairon	1998, 99, 00, 01
HILL, Kenny	1998, 99
HILTON, Carl	1982, 83, 84, 85
HINES, Percy	1986, 87
HINZE, Stephen	1990, 91
HODGE, David	1975, 76, 78, 79
HODGES, Buddy	1960, 61
HOELSCHER, Jason	1998, 2000
HOFFMAN, Lynn	1961
HOFFMAN, Mark	1979
HOLLAND, Lonnie	1958, 59
HOLLEY, Mike	1988, 89
HOLLIS, Bill	1946, 47, 48
HOLLOMON	Gus, 1965, 66, 67

HOLLON, Bill	1965, 66, 67
HOLLOWAY, Lloyd	1949, 50, 51
HOLM, Nick	1970, 71
HOLMES, James	1982, 84
HOLMES, Stanley	1990, 91, 92, 93
HOLT, Joe	1949, 50
HOLTE, Greg	1998, 2000, 01, 02
HONG, James	2003
HOOD, Sloan	1984, 85, 86
HOOPER, Murdoch	1959, 60, 61
HOOPER, Tray	1987, 88, 89, 90
HOPKINS, Mark	2000, 02, 03, 04
HOPSON, Sammy	1951, 52, 53
HOSKINS, Derrick	1986, 87
HOUSMAN, John	1974, 75, 76
HOUSTON, Larry	1975
HOWARD, Brisket	1991, 92
HOWARD, Nelson	1989
HOWE, Benny	1960, 61, 62
HOWELL, Bill	1961, 62, 63
HOWTON, Jack	1951, 52, 53
HUBERT, Dale	1985
HUEBNER, Michael	2000, 01
HUFFMAN, Ryan	2002
HUMBLE, Jim	1948, 49
HUMPHREYS, Paul	1974, 75, 76
HUNT, Phillip	2005, 06, 07
HURST, Joe	1947
HURTTE, Frank	1948, 49
HUSMANN, David	1974, 75
HYNES, George	1952, 53, 54

I - I - I

IGLESIAS, Orlando	1997, 98, 99, 2001
ILAQA, Mike	1974
INGERSOLL, Lee	2000, 01
INNIS, Vaughn	1997, 98
IOANE, Junior	1999
ISBELL, Joe Bob	1959, 60, 61
ISBELL, Lavell	1953, 54, 55

J - J - J

JACK, Keith	1992, 93
JACKSON, Darrell	1983, 84, 85
JACKSON, Johnny	1986, 87, 88
JACKSON, Prentice	1946
JACKSON, Quantaa	2001, 02
JAMES, Al	2000, 01, 02
JAMES, Frank	1949, 50, 51, 52
JAMES, Demond	1993, 94
JAMES, Jerrian	1998
JAMES, Larkay	1992, 94, 95
JAMES, Mike	1998, 99
JENKINS, Jay	1988, 90
JENKINS, Keith	1986, 87, 88

JERMSTAD, Mark	1979
JESSUP, Jason	1987, 88, 89, 90
JINKS, Bob	1949, 50
JOHNSON, Antoine	1999
JOHNSON, Charles	1996, 97
JOHNSON, Curley	1954, 55, 56
JOHNSON, Damion	1994, 95, 96
JOHNSON, Daniel	1990, 91
JOHNSON, D.J.	2004, 05
JOHNSON, Kevin	1983, 85
JOHNSON, Marshall	1972, 73, 74
JOHNSON, Nahala	1991, 92, 93
JOHNSON, Roland	1952, 53
JOHNSON, Ronnie	1961, 62
JOHNSON, Roosevelt	1975
JOHNSON, Tobian	1995, 96
JOHNSTON, Mike	1967, 68, 69
JONES, Bill	1973
JONES, Chris	1994
JONES, Demaree	1961, 62, 63
JONES, Greg	1988, 89, 90
JONES, Johnny	1964, 65
JONES, Kacy	1994
JONES, Kenneth	1991, 92, 93
JONES, Melvin	1976, 77, 78, 79
JONES, Mike	1994
JONES, Nat "Puddin"	1971, 72
JONES, Phillip	1968, 69
JONES, Robert	1983, 85, 86, 87
JONES, Robert	1978, 79, 80
JONES, Tyrone	1986, 87, 88, 89
JOPLIN, James	1956
JORDAN, Charlie	1996
JORDAN, Donald	1982, 83
JOSEPH, Blake	2006, 07
JUIST, Norby	2005, 06, 07
JURGAJTIS, Garrett	1977, 78, 79

K - K - K

KAISER, Earl	1956, 57
KAISER, Tommy	1972, 73
KEENUM, Case	2007
KELLER, Larry	1972, 73, 74
KELLEY, Ed	1997, 98
KELLEY, John	1962, 63
KENNEDY, Dennis	1986, 87
KETCHUM, Anthony	1983, 84, 85
KEYS, Joe	1978, 79, 80
KIDD, Billy	1979, 81, 82
KIMMEL, J. D.	1952
KIMMEY, Mark	2005
KING, Claude	1957, 58, 59
KING, Emmett	1976, 77, 78
KINSLOW, Michael	1996, 97
KIRKPATRICK, L.C.	2004, 05, 06
KIRTLEY, Dick	1959, 60, 61
KLINGLER, David	1989, 90, 91
KLINGLER, Jimmy	1991, 92, 93
KNEPPER, Mike	1996, 97, 98, 99
KOEHL, Wade	2003, 04, 05, 06
KOHN, Andre	2007
KOLB, Kevin	2003, 04, 05, 06
KOONCE, Phil	1949, 50
KRAMER, Louis	1952
KRUS, Gene	1947
KRUSE, Jerry	1961
KUEHNE, Jim	1958, 59, 60
KYLE, Bob	1969, 70, 71

L - L - L

LABAY, Kevin	1989, 90, 91, 92
LACKEY, Marvin	1949, 50, 51, 52
LACROIX, Butch	1980, 81, 82



KADE LANE

LAIRD, Justin	2004, 05, 06
LaMARK, Chris	2005
LANDER	Jim, 1950
LANGSTON, Charles	1990, 91
LANDRY, Gerald	1983, 84, 85, 86
LANDRY, Mike	1963
LANE, Kade	2002, 03, 04, 05
LANTZY, Larry	1965
LARSON, Cliff	1966, 67, 68
LATHON, Lamar	1987, 88, 89
LAVERGNE, Robert	1974, 75, 76
LAWRENCE, T.J.	2005, 06, 07
LAWSON, Willie	1984
LeBLANC, Dewayne	1985, 86
LEDBETTER, Malik	1996
LEE, Adrian	2001, 02
LEE, Alvin	2000, 01
LEE, Scott	2005, 06
LEECH, Bill	1960
LeFEVRE, Garrett	2005, 06
LEON, Carlos	1989, 90, 91
LEWIS, Bill	1971
LEWIS, Chris	1988
LEWIS, Fred	1989
LEWIS, Glen	1969, 70
LEWIS, Harold	1956, 57, 58
LEWIS, Henry	1988, 89
LIGHT, T.J.	1998, 99
LINDEN, Bo	1981, 82
LINDEN, Errol	1959, 60
LINDSEY, Larry	1960, 61
LINKLATER, Charles	1952
LITTLE, Everett	1973, 74, 75
LOCKHART, Eugene	1981, 82, 83
LOGAN, Ronnie	1955
LONG, Bob	1967, 68
LOPASKY, Joe	1962, 63, 64
LOPEZ, Carlos	1969, 70
LOSACK, Duane	1982, 83
LOVE, Donnie	1978, 79, 80, 81
LOVE, Dwyane	1982, 83
LOVE, Marquay	2003, 04, 05, 06
LOVE, Randy	1976, 77, 78
LOVELADY, Josh	1997, 98, 99, 00
LOWERY, Drew	1998, 99
LOY, Elliott	1946, 47
LUBOJASKY, Cody	2005, 06, 07
LUOTKE, Wally	1962, 63, 64
LUNA, Ivan	1998
LUTRINGER, Ted	1953
LYNCH, Charles	1975, 76, 77

DAVID HODGE





ALL-TIME LETTERMEN

HISTORY & RECORDS

Mc - Mc - Mc

McCARDELL, Jeremy	1999, 00, 01, 02
McCAULEY, Tim	1990, 91
McCLARY, Jimmy	2001, 02, 03
McCONAUGHEY, Jim	1951, 52
McCOY, Ryan	1990, 91, 92, 93
McCRAV, Eddie	2003
McCULLAR, Chad	2003
McDADE, Robert	1988, 89
McDANIEL, Joe	1970
McDANIEL, Perry	2004, 05, 06, 07
McDONALD, Don	1957, 58, 59
McDONALD, Jason	1992
McDONALD, Joe	1957, 58
McDONALD, Kelly	1980, 81
McGALLION, Bubba	1974, 75, 76
McGALLION, Craig	1980, 81, 82
McGALLION, Deryl	1971, 72, 73
McGAUGHEY, Thomas	1992, 93, 94, 95
McGILVRAY, John	2002, 03, 04, 05
McGOWAN, Sharod	2002
McGRAW, Donnie	1973, 74, 75
McGRUDER, Bachie	1997, 99, 00, 01
McGUIRE, Gary	1985, 86, 87
McGUIRE, Jay	1994, 95, 96, 97
McKINLEY, Jason	1997, 98, 99, 00
McKNIGHT, Kelvin	1990, 93
McLROY, Bill	1954, 55, 56
McINTOSH, Don	1972, 73, 74
McKINNEY, Charles	1974
McKINNEY, Dick	1955, 56, 57
McKUSKER, Willie	1950
McMANUS, Gary	1985, 86
McMILLAN, Bill	1961, 62, 63
McMILLIAN, Audrey	1980, 81, 82, 83, 84
McNEIL, James	1950
McPHERSON, Lawrence	1992, 93, 94
McVEA, Warren	1965, 66, 67
McWHIRTER, Sam	1951, 52

M - M - M

MAGEE, John	1961, 62
MADDOX, Rickey	1976, 77
MADISON, Reggie	1967
MALLIA, Charles	1957
MALONE, Micah	1996, 97, 98, 99
MALONE, Victor	2001, 02
MANICHA, Charlie	1946
MARAVIGLIA, Chris	1992
MARTEL, Jasmine	2007
MARSHALL, Scott	1981, 82, 83
MARSHALL, Vincent	2003, 04, 05, 06
MARTEL, David	1986, 87
MARTIN, Conrad	1960
MARTIN, Isreal	1984, 85
MARTIN, Jim	1955
MASON, Kevin	1987, 88, 89
MATEJKA, Steve	1990
MATHEWS, Jeff	1995, 96
MATHIS, Dedic	1992, 93, 94, 95
MATTOX, Matt	2002, 03
MATZKE, Elray	1953
MAULDIN, Dicky	1958
MAXON, Jeremy	1998, 99
MAXWELL, Britton	2006
MAYES, Roger	1972, 73, 74
MAYO, Donald	2001
MEANS, Loyce	2007
MEDFORD, Jeff	1996, 97, 98, 99
MEDLOCK, Reggie	2000, 01, 02
MEEKS, S.M.	1952
MERCER, Tim	2007
MEUX, Mike	1993, 94

MEYER, Joey	1986
MEYERS, Gene	1954
MICHON, Mike	1956, 57
MIDDLETON, Brandon	1999, 2001, 02, 03
MIDYETT, David	2000, 01
MILLER, Q. "Buck"	1948, 49, 50, 51
MILLER, Ernest	2005, 06, 07
MILLER, Hubert	1978, 79, 80
MILLIGAN, Hamin	2000, 01
MILLIGAN, Hanik	2000, 01, 02
MILNER, Billy	1993, 94
MITCHAMORE, Eddie	1959, 60, 61
MITCHELL, Chris	2006, 07
MITCHELL, Leonard	1977, 78, 79, 80
MITCHELL, Mack	1972, 73, 74
MITTAG, Carl	1949, 50
MOELLER, Bill	1947, 48, 49, 50
MOFFETT, Donald	1992, 93
MOHR, Mark	1974, 75, 76
MONROE, Terry	1980, 81
MONROE, Tim	2006, 07
MONTGOMERY, Alton	1988, 89
MONTGOMERY, Damien	1998, 99, 00
MONTGOMERY, Del	1987, 88
MONTGOMERY, Delmonico	1993, 94, 96
MONTGOMERY, Glenn	1985, 86, 87, 88
MOORE, Avery	1990
MOORE, Charlie	1969, 70, 71
MOORE, James	1950
MOORE, Shang	2003
MORRIS, John	1990, 91
MORROW, W. B.	1947
MOSER, Terry	1986, 88
MOUNTS, Ryan	1992
MOUTON, Jamie	1989, 90, 92
MOUTON, Joey	1993, 94, 95
MOUTON, Terrence	1992
MOZISEK, Corbin	2001, 02, 03
MOZISEK, Tommy	1970, 71
MUCHO, Tyler	1989, 90, 91, 92
MUEGGE, Ervin	1950
MULHOLLAND, Owen	1955, 56
MULLINS, Don	1958, 59, 60
MULLINS, Gary	1969, 70, 71
MULLINS, Ray	1970
MURRAY, Bryan	1990
MURRAY, Oliver	1957
MUSCARELLO, Phil	1956
MYERS, Bill	1946, 47, 48, 49
MYERS, Robert	1983, 85

N - N - N

NEALY, Barrick	2002
NEGRUFF, Larry	1963
NEVEUX, Alan	1948, 49
NEWHOUSE, Albert	1978
NEWHOUSE, John	1978, 79, 80
NEWHOUSE, Michael	1990, 91, 92, 93
NEWHOUSE, Robert	1969, 70, 71
NICHOLAS, Tony	2000
NICHOLSON, Matt	2006, 07
NIKIRK, Pete	1961, 62
NOBLES, D. C.	1972, 73
NOHAVITZA, George	1946, 47
NORDGREN, George	1965, 66, 67
NORRIS, Jim	1959, 60, 61
NORWOOD, Johnny	1986, 87, 88
NOVOSAD, Truett	1996, 97, 98

O - O - O

O'HARA, Johnny	1948, 49, 50, 51
O'SHEA, Chad	1994, 95
ODELL, Glenn	1998

LEONARD MITCHELL



ODOM, Chuck	1968
ODOMS, Riley	1969, 70, 71
OGLESBY, Alfred	1987, 88, 89
OGLESBY, Robert	1975, 76, 78, 79
ORCHIN, Pat	1970, 71
ORR, Bobby	1975, 76
OTIS, Paul	1964, 65, 66
OTIS, Roy	2004, 05, 06
OWENS, Patterson	1997, 98
OWENS, Randy	1949, 50, 51

P - P - P

PACIOREK, Tom	1965, 66, 67
PAHULU, Brendan	2004, 05, 06, 07
PARDEE, Ted	1988, 89, 90
PARKER, Jason	1998, 99, 00, 01
PARKER, Leonard	1971, 72, 73
PARKER, Mike	1994, 95, 96, 97
PARKS, Jerry	1990, 91
PARROTT, Mike	1969, 70
PATTERSON, Charlie	1958
PATTERSON, Jack	1952, 53, 54
PATTERSON, Jeff	1999, 2001
PATTERSON, Wilbert	1962, 63, 64
PAUL, Frank	1954, 55, 56
PAUL, Horst	1962, 63, 64
PAYNE, Dazmond	2007
PAYNE, Kevin	1998, 99
PAYTE, Mike	1963, 64, 65
PEACOCK, Johnny	1966, 67, 68
PEACOCK, Randy	1970, 71, 72
PEACOCK, Ronny	1969, 70, 71
PEEL, Terry	1972
PENDER, Devon	1996, 98
PENN, Leif	1998, 99, 2000, 01
PEREZ, Larry	1966, 67
PERKINS, Milton	1960, 61, 62
PERRY, Kenneth	1975, 76, 77
PERRY, Kenny	1988, 89, 90, 91
PETERS, John	1955, 56, 57
PETERS, Kenneth	1982, 83
PETERS, Ron	1991, 92, 93, 94
PETERS, Hubert	1947, 48
PETTIS, Will	1999
PETTY, Don	1963, 64
PETTY, Tom	1949, 50, 51
PEZMAN, Chris	1990, 91, 92
PHEA, Lonell	1979, 80, 81
PHILLIPS, Jason	1987, 88
PHILLIPS, Lance	2000, 01
PHILLIPS, Wade	1966, 67, 68
PHILLIPS, Taron	1992
PICHOT, Bill	1949
PICKENS, Bill	1966, 67
PIERCE, Tom	1958, 59
PIERSON, Matt	1984, 85, 86

PIER, Jim	1976, 77
PILOT, Chris	2005, 06, 07
PITRE, Julian	1992, 94
POLK, Allen	1979, 80, 81
POLK, Torrin	1991
POLSON, Billy	1952, 53, 54
POPE, Albert	1983, 84
POPE, Roshawn	2002, 03, 05, 06
POST, Dick	1964, 65, 66
POTCINSKE, Hunter	1958, 59
POWERS, Ed	1987
POWLEDGE, Ronnie	1963
PRATT, George	1994, 95
PREE, Cody	2005, 06, 07
PRICE, Cornelius	1988, 89
PRICE, Derrick	1987, 88
PRICE, Lester	1975
PRICE, Ronnie	1994, 95
PRIDGEON, Ken	1951, 52
PRIDGEON, Jr., Ken	1974, 75
PRITCHETT, Jonathan	1998, 99, 2002, 03
PRIVETT, Sonny	1975, 77, 78
PROCTOR, Sam	1978, 79
PRYOR, Pat	1967, 68
PURCELL, Greg	1983, 84, 85
PURDUM, B. "Red"	1947, 48, 49

R - R - R

RAFTER, Joe	1963, 64, 65
RAGONE, Raymond "Rags"	1949
RAITANO, Joe	1955, 56
RALSON, Lloyd	1949, 50, 51
RAMSEY, Vernell	1986
RAMSEY, Warren	1950, 51
RANSON, W.C.	1981, 82
REASNO, Anthony	2007
REDMON, Joe	1975, 77, 78, 79
REDDING, Chris	2001, 02
REDDISH, James	1995
REED, Gerald	1954
REESE, Ken	1951, 52, 53
REEVES, Derrick	1989
REGIMBALD, Scott	1996, 97, 98, 99
REID, Delenell	2002
REINHARDT, Paul	1962
REYNOLDS, Bobby	1962, 63
REYNOLDS, Joffrey	1999, 2000, 01, 02
RHEAMS, Leonta	1994, 95, 96, 97
RHODES, Donald	1950
RHODES, Mike	1985, 86
RHODES, Reggie	1987
PHILLIPS, Brandon	2007
RICHARD, Gerard	2002, 03, 04, 05
RICHARDSON, Billy	1960
RIDEAU, Rodney	2005, 06, 07
RIEVES, Charles	1959, 60



RIPKOWSKI, Gerald	1959
RISKE, Glenn	1971, 72, 73
RISTER, Ivis	1948, 49, 50, 51
RITCH, Gene	1960, 61, 62
ROBERSON, David	1981, 82, 83
ROBERSON, Ulric	1993, 94
ROBERTS, Dave	1993, 94, 95, 96
ROBERTS, Hal	1971, 72, 73
ROBERTS, Willie	1969
ROBERTSON, Chris	2001, 02
ROBERTSON, Johnny	1988, 89
ROBERTSON, Kelly	2001
ROBERTSON, Tristen	2004, 05
ROBBINS, Kenny	1991, 92, 93
ROBINSON, Brian	1999, 00, 01, 02
ROBINSON, Craig	1969, 70
ROBINSON, Heard	2000, 01
ROBINSON, Jamal	2007
ROBINSON, Jonathan	1998, 99, 00
ROBINSON, Ray	1981
RODDY, Frank	1948, 49, 50, 51
RODRIGUEZ, Bobby	1993, 94, 95
RODRIGUEZ, Chaz	2007
RODRIGUEZ, Simon	1986, 87, 88, 89
ROGERS, Bobby	1950, 51
ROGERS, Ray	1982, 83, 84
ROGERS, SirVincent	2004, 05, 06
ROGERS, Wayne	1997, 98, 99, 00
ROLAND, David	1981
ROLAND, Billy	1961, 62
ROLLWAGE, Kevin	1975, 76, 77
ROSALES, Ramon	1975, 76, 77
ROSS, Ethan	2001
ROSS, Marcus	2004
ROSS, Rayford	1992
ROUTT, Stanford	2001, 02, 03, 04
ROWDEN, L.D.	1969, 70
RUBEN, Alvin	1978, 80, 81
RUDD, J.T.	2006
RUSSELL, Kirk	1989, 90
RUST, Joe	1973, 74, 75

S - S - S	
SAAVEDRA, Joey	1998
SAL, Edwin	1995, 96
SAMPSON, Kevin	1990
SANDERS, Mike	1963
SANDERS, Robert	1959
SANDERS, TiAndre	1990, 91, 92, 93
SANFORD, Ketric	1996, 97, 98, 99
SATCHER, Larry	1966
SAUCEDA, Ignacio	1995, 96
SCALISE, Frank	1973, 74, 75
SCHIRMER, Matt	2001, 02, 03, 04
SCHNEIDER, David	1968, 69
SCHOPPE, Todd	1983, 84, 85
SCHUPP, Bert	1972, 73, 74
SCHWARTZ, Rocky	2004, 05, 06, 07
SCOURTEN, Wesley	2007
SEBASTIAN, Don	1976
SELBY, Carroll	1948, 49
SEMIAN, John	1958, 59, 60
SESSIONS, Don	1959, 60, 61
SETTEGAST, Warren	1946, 47
SEXTON, Andy	1985, 87, 88
SHANNON, Gene	1949, 50, 51
SHAW, Chad	1994, 95, 96, 97
SHELMON, Clarence	1973, 74
SHEPHERD, Larry	1982, 83, 84, 85
SHIRES, Paul	1967, 68
SHOEMAKER, Jordan	2007
SHOEMAKER, Wayne	1952, 53, 54, 55
SHOWS, Newton	1952, 53

SIDES, Barry	1964, 65, 66
SIMMONS, Michael	1985
SIMON, Harry	2006, 07
SIMPSON, Antoine	1996, 97
SIMPSON, Mike	1966, 67, 68
SKINNER, Tommy	2007
SKOG, Jack	1962, 63, 64
SMITH, Antowain	1995, 96
SMITH, Billy	1962, 63, 64
SMITH, Joe Bob	1954, 55, 56
SMITH, Kody	1987, 88
SMITH, Lamar	1992, 93
SMITH, Manor	1947
SMITH, Marcus	1997, 98, 00
SMITH, Michael	1994, 98
SMITH, Paul	1987, 88, 89
SMITH, Sherman	1990, 91, 92, 93
SMITH, Steve	1970
SNELL, Fred	1976, 77, 78
SNELSON, Bob	1951
SNOKHOUS, Ray "Snooky"	1951
SOWELLS, Jesse	2001, 02
SPEIGHT, Phillip	1990
SPENCER, Charles	1993, 94
SPENCER, Halley	1997, 98
SPILLMAN, Steve	1987, 88
SPITZENBERGER, Rudy	1955, 56
SPRADLIN, Mike	1975, 76
SPRATT, Dick	1964, 65, 66
SPRATT, Mike	1963, 64, 65
SPRIGGS, Marcus	1995, 96
SPRULL, Skippy	1966
STAGGS, Ed	1948, 49
STANKUS, John	1986, 87, 88
STANLEY, Del	1971, 72
STANLEY, Matt	2003
STEGALL, Ken	1953, 54, 55
STERLING, Courtney	2003, 04, 05
STEWART, Otis	1968, 69
STEWART, Tate	2005, 06, 07
STILLE, Justin	1996, 97, 98, 99
STOFT, Jason	1993, 94
STOHLER, Buddy	1971, 72, 73
STOKES, Lonnie	1981, 82, 84
STOLT, Matthew	2007
STOTTER, Rich	1965, 66, 67
STRONG, Jim	1968, 69
STUDSTILL, Pat	1958, 59
STUNGIS, Luke	1971, 72
SUGAREK, Chester	1949, 50, 51
SUBINGSUBING, Ashley	2003, 04
SUMMERFORD, Allen	1968, 69
SWAN, Roy	2002, 03, 04, 05
SWEETEN, Paul	1957
SWISHER, Randy	1979, 80

T - T - T	
TAIT, Jeff	1991, 92
TATE, Raymond	1984, 85, 86
TAYLOR, Harold	2004, 05
TAYLOR, Hosea	1977, 78, 79, 80
TAYLOR, Robert	1962
TEAGUE, Bubba	2000
TERMIN, Billy	1983
TERRELL, Damon	2000
TERRELL, Ricky	1971, 72, 73
TERRY, Buddy	1955, 56
TEYKL, Brian	1983, 84
THIBODEAUX, Cody	2002
THIEBAUD, Brian	1998, 99, 00
THOMAS, Dyrall	1975, 76, 77
THOMAS, Earl	1968, 69, 70
THOMAS, Edward	1986, 87, 88, 89

THOMAS, Franky	1987
THOMPSON, Grover	2000, 01
THOMPSON, Isaiah	2007
THOMPSON, Kraig	1988, 89
THOMPSON, Lidney	1957, 58
THOMPSON, Mikey	1980
THOMPSON, Mickey Don	1963, 64, 65
THORNBERG, Jon	1968, 69
THORNTON, Randy	1984, 85, 86, 87
TILLMAN, Bobby	2001, 03
TINCHER, Brad	1994
TINGLE, Boyd	1947, 48, 49
TINGLE, William	1946, 47, 48
TOWNS, Cecil	1946, 47, 48, 49
TRAWEEK, Ryan	2005
TREMBLAY, Robin	1998, 99, 00, 01
TRUITT, Leroy	1988, 89, 90
TRUSS, Leo	1980, 81
TUBBS, Josh	2000
TUGGLE, Kevin	1987, 88
TURNBULL, Robert	1954
TURNER, Chase	2007
TURNER, Grady	1979, 80, 81
TURNER, T.J.	1982, 83, 84, 85
TUSA, Joe Charles	1953
TYSON, John	2001, 02

V - V - V	
VAN HAVERBEKE, J.	1949, 50, 51, 52
VAN HAVERBEKE, Leo	1949, 50
VAN OSDEL, Bill	1961, 62
VATER, Max	1973, 74
VEASEY, Craig	1986, 87, 88, 89
VENTRESS, Nigel	1991, 92
VIDRINE, Marcus	1993
VILLARREAL, Sebastian	1995, 96, 97
VONNER, Reggie	1980, 81, 82
VOLLMER, Sebastian	2005, 07

W - W - W	
WADDELL, Mike	1998
WADE, Dewey	1957, 58
WALKER, Bobby Don	1952, 53
WALKER, Theoran	1997, 98
WALLACE, Leon	1946
WALLACE, Roy	1946, 47
WARD, Gene	1956, 57
WARD, Milton	1972
WARD, Thomas	1970, 71
WARE, Andre	1987, 88, 89
WARREN, Darren	1986, 87, 88, 89
WASHINGTON, Vaughn	1996, 97
WATSON, Darnerius	2000, 01
WATSON, Ken	1956
WATSON, Milton	1980, 81, 82
WATTS, Marty	1972, 73, 74
WEATHERSPOON, Chuck	1987, 88, 89, 90
WEATHERSPOON, Linton	1990, 91
WEAVER, Evan	1946, 47
WELCH, John	1953
WELCH, Mike	1973
WELLS, Jim	1975, 77, 79
WEST, Brian	2007
WEST, Charles	1993, 94, 95, 96
WEST, Damien	2002, 03
WHARTON, Hogan	1957, 58
WHARTON, Michael	1982, 84
WHEAT, James	1963
WHEELER, Chris	1999, 2000, 01, 02
WHEELER, Joe	1992, 93
WHEELER, Robbie	1995, 96, 97
WHEELER, Wayne	1994
WHIGHAM, Brad	1990, 91, 93

WHITE, Emile	1997, 98, 99, 00
WHITELY, Keith	1991, 92
WHITLEY, Wilson	1973, 74, 75, 76
WHITTY, Greg	1990, 91, 93
WIGGINS, Dallas	1979, 81, 82
WILKERSON, Daryl	1977, 78, 79
WILLHELM, Don	1947, 48, 49
WILLIAMS, Brian	1987, 88, 89, 90
WILLIAMS, David	1998, 99, 00
WILLIAMS, DeMario	2006
WILLIAMS, Gerome	1992, 93, 94, 95
WILLIAMS, Jermaine	1994, 95, 96
WILLIAMS, Kendall	1997, 98, 99, 00
WILLIAMS, Kenton	1995
WILLIAMS, Nate	1999
WILLIAMS, Quinte	2005, 06, 07
WILLIAMS, Robbie	1967
WILLIAMS, Rufus	1999, 2000, 01, 02
WILLIAMS, Shomari	2006, 07
WILLIAMS, Steven	1992, 93, 94, 95
WILLIAMS, Teric	2007
WILLIAMS, Theodis	1975, 78, 79
WILLIAMS, Tony	1991
WILLIAMS, Willis	1976, 77
WILLIAMSON, Raul	1998, 99, 00
WILLIAMSON, Todd	1973, 74
WILLINGHAM, Bryan	1972, 73, 74
WILKINSON, Brian	1981, 82
WILSON, Ben	1953, 54
WILSON, Eric	1997
WILSON, James	1978, 79
WILSON, Lionel	1981, 82, 83
WILSON, Morris	1963
WILSON, Ricky	2003, 05
WIND, Ken	1954, 55, 56
WINDHAM, Jim	1958, 59, 60
WINDOM, Albert	1980
WINN, Bryant	1982, 83, 84
WOLOSON, Eric	1994, 95
WOODALL, Dick	1965, 66, 67
WOODARD, Jermain	2001, 02, 03
WOODBERRY, Anthony	1995
WOODRING, Phil	1966, 67, 68
WOODS, Darren	1991
WOODS, Tim	1989, 90
WOODY, Nathan	1998, 99, 00
WRIGHT, Eddie	1979, 80, 81
WRIGHT, Elmo	1968, 69, 70
WRIGHT, Harry	1977, 78
WRIGHT, Jimmie	1980
WRIGHT, Red	1959, 60, 61
WRIGHT, Tim	1963, 64, 65
WYATT, Jay	1976, 77, 78
WYATT, J.J.	2001, 02, 03, 04

Y - Y - Y	
YANCY, Kellan	2005, 06, 07
YOKUBAITIS, Ron	1962, 63
YOUNG, Alfred	1993, 94
YOUNG, Anthony	1986
YOUNGBLOOD, Jason	1989, 90, 91, 92

Z - Z - Z	
ZAJAC, Mike	1998, 99, 00
ZARATE, Luis	1989
ZAVALETTA, Bart	2002



ALL-TIME ASSISTANT COACHES

Name (Alma Mater)	Years	Position
Dave Aranda (Cal Lutheran '01)	2003-04	Linebackers
Joe Arenas (Nebraska-Omaha '51)	1963-86	Wide Receivers
Theron Aych (Northern State '96)	2001-02	Tight Ends/Running Backs
Bobby Baldwin (Houston '58)	1965-73	Freshmen, 1965-73
Clancy Barone (CS Sacramento '86)	2000-02	Off. Line/Off. Coordinator (2002)
Gary Bartel (Texas Tech '75)	1994-98	Def. Coordinator/Def. Backs
Tom Boisture (Mississippi State '55)	1962-65	
Melvin Brown (Oklahoma '54)	1962-77	Offensive Backs
Dick Bumpas (Arkansas '71)	1999-02	Def. Coordinator/DL/AsState HC
Leon Burnett (Southwestern College '65)	2008-	Linebackers
Ron Calcagni (Arkansas '78)	1987-91	Inside Receivers
Neil Callaway (Alabama '78)	1993-96	Off. Coord./Off. Line/AsState HC
Randy Clements (Stephen F. Austin, '89)	2003-	OL (03-), Co-OC (2007)
W. F. "Red" Conkright (Oklahoma '37)	1957-58	Line
Harden Cooper (Tulsa '47)	1950-54	Line
Larry Coyer (Marshall '65)	1990	Defensive Coordinator
John Cudmore (Stetson '37)	1955-56	First Assistant
Clarence Daniel (Huron College '55)	1972-77	Defensive Backs
Bruce Davis (NW Oklahoma State '70)	1987-93	Linebackers
Phil Davis (Wyoming '81)	2000	Off. Coordinator/QBs
Jimmy Dickey (Houston '56)	1964-65	
Tyrone Dixon (Indiana, Pa. '85)	1994-96, 1998-99	Receivers
Pat Donohoe (Wayne State '76)	1983-91	Special Teams/Linebackers
Jim Eddy (New Mexico State '59)	1987-89	Def. Coordinator
Jim Elam (New Mexico Highlands '69)	1978-83	Defensive Ends
Bob Evans (Texas '39)	1949-54	Freshmen
Chuck Fairbanks (Michigan State '54)	1962-65	Off. Coordinator
Tony Fitzpatrick (Miami, Fla. '83)	1990-97, 2006-07	Spec. Teams Coord. (06-07)/DL
Tex Flanakin (Baylor '49)	1957-61	Defense
Marvin Franklin (Vanderbilt '39)	1955-56	Ends
Larry French (Colorado State '65)	1970-75	Linebackers
Frank Gansz, Jr. (The Citadel '85)	1993-97	Special Teams/Tight Ends
Oscar Giles (Texas '91)	2003-04	Defensive Line
Bobby Gill (Baylor '56)	1962-65	Line
Joe Gilbert (Hamilton College '87)	2008-	Offensive Line
Ted Gilmore (Wyoming '91)	2000	Wide Receivers
Andrea Haley (Alabama A&M '89)	1997	Outside Linebackers
Carl Hargrave (Upper Iowa '75)	1987-91	Wide Receivers
Ron Harris (Cal Lutheran '80)	2003-05	Def. Coordinator/DBs/DL
Clay Helton (Houston '94)	1997-99	Running Backs
Donnie Henderson (Utah State '80)	1998	Defensive Backs
Frank Hernandez (Kansas State '92)	2001-02	Cornerbacks
Lovette Hill (Centenary '31)	1949-61	
Swede Hill (Sam Houston State '39)	1957-63	Freshmen
Dana Holgorsen (Iowa Wesleyan '93)	2008-	Offensive Coordinator/QBs
Kenny Houston (Prairie View A&M '67)	1990-91	Def. Backs
Mike Hudson (East Texas State '68)	1979	Defensive Backs
Joe Hunt (Texas A&M '28)	1954	Defensive Backs, 1954
Ben Hurt (Middle Tennessee '57)	1965-71, 1984-86, 1987-93	Def. Line, LBs Defensive Coordinator (1991)
Don Ivory (Arkansas-Pine Bluff '64)	1979-86	Defensive Line
Cornell Jackson (Sterling College '86)	2000-01	Linebackers
Jim Jeffcoat (Arizona State '90)	2008-	Defensive Line
John Jenkins (Arkansas '73)	1987-89	Offensive Coordinator
Clay Jennings (North Texas '96)	2005-06	Secondary
Tommy Kaiser (Houston '74)	1987-92	Special Teams/S-Backs
Les Koenning, Jr. (Texas '81)	1999	Off. Coordinator/QBs
Jim LaRue (Duke '45)	1955-56	Backfield
Tony Levine (Minnesota '96)	2008-	Special Teams Coordinator/TEs
Dan Lounsbury (Arkansas '74)	1994-98	Off. Coordinator/QBs
Pete McCulley (Louisiana Tech '56)	1960-61	Backfield
Bubba McDowell (Miami, Fla. '89)	2007	Safeties

Name (Alma Mater)	Years	Position
Bubba McGallion (Houston '78)	1984-86	Offensive Backfield
Deryl McGallion (Houston '74)	1979-83	Linebackers
Thomas McGaughey (Houston '96)	2003-04	Special Teams Coordinator
Clarence McKinney (Mary '94)	2008-	Running Backs
Rafe Mata (Houston '03)	2006-07	Inside Receivers
Philip Montgomery (Tarleton State '95)	2003-07	Backs (03-07), Co-OC (2007)
Gary Mullins (Houston '72)	1975-78	Linebackers
Derrick Odum (Utah '93)	2003-04	Secondary
Chad O'Shea (Houston '94)	1997-99	WRs (97), Spec. Teams (98), TEs (99)
Danny Palmer (So. Miss. '72)	1992-99	RBs (93-96), LBs (92, 97-99)
Dudley Parker	1959	Defensive Backs
Alden Pasche (Rice '32)	1946-47	
Jack Patterson (Rice '39)	1946-47	
Ronny Peacock (Houston '72)	1974-83	Defensive Backs
Bradley Dale Peveto (SMU '87)	1999-2002	DBs, AsState HC (00), Co-DC (01-02)
Jason Phillips (Houston '01)	2003-06	Wide Receivers, CBs (05)
2008-	Co-Offensive Coordinator/WRs	
O. A. "Bum" Phillips (Stephen F. Austin '50)	1965-66	Def. Coordinator
Sharkey Price (Tennessee '48)	1955-56	Line
Travis Pride (Mesa State '92)	2000-02	RBs (00), WRs (01-02)
George Pugh (Alabama '76)	2007	Outside Receivers
Casto Ramsey (King College '41)	1957-59	Offensive Backfield
Elmer Redd (Prairie View A&M '50)	1970-86	Offensive Backfield
Jack Rhodes (Texas '39)	1948-49	Line
Charlie Rizzo (Auburn '67)	2006-07	Outside Linebackers
J. D. Roberts (Oklahoma '55)	1962-64	Line
Melvin Robertson (West Texas State '50)	1965-71, 1991-91	Def. Coordinator
Joe Robinson (Louisiana Tech '85)	2002	Special Teams Coordinator
TiAndre Sanders (Houston '96)	1997-98	Tight Ends
Carroll Schultz (Louisiana Tech '48)	1962-74	
Barry Sides (Houston '68)	1969-78	Off. Line/Def. Ends
Ron Shanklin (North Texas '70)	1992-93	Receivers
Elmer Simmons (Tulsa '46)	1948-54	Backfield
John Skladany (Central Connecticut State '72)	2008-	Defensive Coordinator/Safeties
Erik Slaughter (Tarleton State '90)	2005	Outside Linebackers
Gene Smith (Mississippi College '80)	1993-96	Linebackers
Zac Spavital (Murray State '04)	2008-	Cornerbacks
Mike Spradlin (Houston '77)	2003-05	Offensive Line
Steve Staggs (Stephen F. Austin '85)	1992	Receivers
Mark Stoops (Iowa '89)	2000	Def. Coordinator/Safeties
Andrew Swasey (Baylor '95)	1999	Cornerbacks
Tony Tademey (Louisiana Tech '83)	1994-96	Defensive Ends
Pat Thomas (Texas A&M '75)	1987-89	Defensive Backs
Ned Thompson (Sam Houston State '33)	1946-48	Backfield
Chris Thurmond (Tulsa '75)	2006-07	Cornerbacks
Howard Tippett (East Tennessee State '58)	1967-69	Linebackers
Don Todd (Hardin-Simmons '64)	1972-86	Def. Coordinator
Ted Unbehagen (Texas A&I '64)	1986, 1987	Offensive Line
Clyde Van Sickle (Arkansas '30)	1955-56	Guards-Tackles
Ronnie Vinklarek (SW Texas State '81)	1990-93	Offensive Line
Dave Warner (Syracuse '82)	2001-02	Off. Coordinator/QBs
Jimmy Warren (Illinois '64)	1992	Defensive Backs
Jim Washburn (Gardner Webb '73)	1998	Defensive Line
Hank Watkins (Tulane '50)	1957-59	Defensive Line
Don Watson (Texas A&M '57)	1960-61	Defensive Backs
Alan Weddell (Texas '73)	2005-07	Inside LBs, Def. Coordinator (06-07)
Harold Wheeler (Missouri State '64)	1984-86	Secondary
Billy Willingham (TCU '51)	1966-85	Off. Line
Eric Wolford (Kansas State '94)	2000-02	OT/TEs (00), STC/RBs (01), DL (02)
Bob Young (Texas State '66)	1987-89	Off. Line
George Yarno (Washington State '79)	1998-99	AsState Head Coach/Off. Line
Larry Zierlein (Fort Hays State, '70)	1978-86	Off. Line/Receivers
Andy Zubele (West Virginia '49)	1957-61	Off. Line



The Houston Cougars have become a regular before the television cameras again as they have played before cable and national television audiences 45 times since 1997. The Cougars should be even more nationally exposed, with Conference USA signing a new multi-million dollar deal with both ESPN and CBS College Sports.

Through Conference USA's television package with both ESPN and CBS C as well as Houston's local regional syndicated package, the Cougars will once again be on the airwaves in 2008. With the new ESPN-Conference USA deal, college football will be seen on Tuesdays, Wednesdays and Fridays this fall. Conference USA games also will be broadcast nationally on Thursday nights and Saturday afternoons.

The Cougars are slated to face Air Force, East Carolina and UAB on nationally televised CBS College Sports broadcasts this fall, and the Marshall matchup has been slated for ESPN.

TV TOTALS

Overall:	46-70-3	National:	23-34-2	Regional:	23-36-1
ABC:	14-10-2	ABC:	5-2-1	ABC:	9-8-1
ESPN:	7-18-1	ESPN:	6-18-1	RAYCOM:	10-15-0
CBS:	2-4-0	CBS:	2-3-0	FOX SPORTS:	2-5-0
RAYCOM:	10-16-0	CSTV:	7-2-0	Other:	2-8-0
Other:	13-19-0	Other:	3-9-0		



Date	Opponent	Site	Score	W/L/T	Network	Bowl
09/11/65	Tulsa	Astrodome	0-14	L	NBC*	
11/01/69	Miami (Fla.)	Astrodome	38-36	W	ABC	
12/31/69	Auburn	Astrodome	36-7	W	Hughes*	Bluebonnet
11/26/70	Florida State	Tallahassee	53-21	W	ABC*	
12/05/70	Miami (Fla.)	Miami	36-3	W	ABC	
12/31/71	Colorado	Astrodome	17-29	L	Hughes*	Bluebonnet
09/16/72	Arizona State	Astrodome	28-33	L	ABC*	
12/29/73	Tulane	Astrodome	47-7	W	ABC*	Bluebonnet
09/21/74	Miami (Fla.)	Astrodome	3-20	L	ABC	
12/23/74	N.C. State	Astrodome	31-31	T	ABC*	Bluebonnet
09/11/76	Baylor	Waco	23-5	W	ABC	
11/20/76	Texas Tech	Lubbock	27-19	W	ABC	
01/01/77	Maryland	Dallas	30-21	W	CBS*	Cotton
09/12/77	UCLA	Astrodome	17-13	W	ABC*	
12/03/77	Texas A&M	College Station	7-27	L	ABC	
01/01/79	Notre Dame	Dallas	34-35	L	CBS*	Cotton
10/27/79	Arkansas	Fayetteville	13-10	W	ABC*	
11/23/79	Texas Tech	Astrodome	14-10	W	ABC*	
01/01/80	Nebraska	Dallas	17-14	W	CBS*	Cotton
10/18/80	SMU	Dallas	13-11	W	ABC	
11/22/80	Texas Tech	Lubbock	34-7	W	ESPN*	
11/29/80	Rice	Astrodome	7-35	L	ABC	
12/14/80	Navy	E. Rutherford	35-0	W	Mizlou*	Garden State
09/05/81	New Mexico	Astrodome	21-10	W	ESPN	
10/03/81	Baylor	Astrodome	24-3	W	ABC	
10/10/81	Texas A&M	College Station	6-7	L	ESPN*	
10/31/81	TCU	Ft. Worth	20-16	W	ABC	
11/07/81	Texas	Astrodome	14-14	T	ESPN*	
12/26/81	Oklahoma	El Paso	14-40	L	CBS*	Sun
09/11/82	Miami (Fla.)	Miami	12-31	L	ABC	
09/18/82	Arizona State	Astrodome	10-24	L	ESPN*	
10/02/82	Baylor	Waco	21-21	T	ABC	
10/16/82	SMU	Dallas	14-20	L	USA*	
10/23/82	Arkansas	Astrodome	3-38	L	CBS	
11/06/82	Texas	Austin	0-50	L	ESPN*	
11/03/84	TCU	Astrodome	14-21	L	RC	
11/10/84	Texas	Austin	29-15	W	RC	
01/01/85	Boston College	Dallas	28-45	L	CBS*	Cotton
10/05/85	Baylor	Astrodome	21-24	L	HSE	
10/19/85	SMU	Astrodome	13-37	L	HSE	
10/26/85	Arkansas	Little Rock	27-57	L	USA/RC*	
11/09/85	Texas	Astrodome	24-34	L	RC	
11/29/86	Rice	Rice Stadium	13-14	L	RC	
09/12/87	Oklahoma State	Astrodome	0-35	L	RC	
11/28/87	Rice	Rice Stadium	45-21	W	RC	
10/01/88	Baylor	Waco	27-24	W	RC	
10/22/88	Arkansas	Astrodome	21-26	L	RC	
11/05/88	Texas	Austin	66-15	W	RC	
11/12/88	Wyoming	Astrodome	34-10	W	ESPN*	
11/26/88	Rice	Astrodome	45-14	W	RC	
12/25/88	Washington State	Honolulu	22-24	L	ABC*	Aloha
09/13/90	Texas Tech	Lubbock	51-35	W	ESPN*	
10/06/90	Baylor	Waco	31-15	W	RC	
10/27/90	Arkansas	Astrodome	62-28	W	RC/PRIME	
11/10/90	Texas	Austin	24-45	L	ESPN*	
12/01/90	Arizona State	Tokyo, Japan	62-45	W	TBS*	
09/12/91	Miami (Fla.)	Miami	10-40	L	ESPN*	
09/21/91	Illinois	Champaign	10-51	L	ABC	
11/09/91	Texas	Astrodome	23-14	W	ABC	
11/30/91	Texas Tech	Astrodome	46-52	L	RC	
09/19/92	Illinois	Astrodome	31-13	W	ABC	
09/26/92	Michigan	Ann Arbor	7-61	L	ABC	
10/17/92	Baylor	Waco	23-29	L	RC	
10/24/92	Texas	Austin	30-38	L	RC	
11/12/92	Texas A&M	Astrodome	30-38	L	ESPN*	
11/28/92	Rice	Astrodome	61-34	W	RC	
09/04/93	USC	Los Angeles	7-49	L	ABC	

Date	Opponent	Site	Score	W/L/T	Network	Bowl
10/02/93	Baylor	Astrodome	24-3	W	RC	
10/09/93	Texas A&M	College Station	10-34	L	RC	
11/04/93	Texas	Astrodome	16-34	L	ESPN*	
11/26/93	Rice	Rice Stadium	7-37	L	ABC	
10/15/94	SMU	Dallas	39-33	W	RC	
11/12/94	Texas	Austin	13-48	L	RC	
11/19/94	Texas Tech	San Antonio	0-34	L	RC	
11/26/94	Rice	Astrodome	13-31	L	RC	
09/16/95	USC	Los Angeles	10-45	L	PRIME	
10/07/95	TCU	Fort Worth	21-31	L	RC	
10/25/95	Texas Tech	Astrodome	26-38	L	RC	
09/21/96	USC	Astrodome	9-26	L	FOX	
10/26/96	North Carolina	Astrodome	14-42	L	FSN	
11/16/96	Louisville	Astrodome	38-7	W	FSN	
12/27/96	Syracuse	Memphis	17-30	L	ESPN*	Liberty
08/30/97	Alabama	Tuscaloosa	17-42	L	JP	
09/06/97	California	Astrodome	3-35	L	FSN	
09/13/97	Pittsburgh	Robertson	24-35	L	FSN	
09/27/97	UCLA	Los Angeles	10-66	L	FSW	
10/18/97	Cincinnati	Robertson	41-38	W	FSN	
11/15/97	Southern Miss	Hattiesburg	0-33	L	FSN	
11/22/97	Tulane	Astrodome	10-44	L	FSN	
09/12/98	Minnesota	Robertson	7-14	L	MSC	
09/19/98	UCLA	Robertson	24-42	L	FX	
10/31/98	East Carolina	Greenville	34-31	W	FSS	
11/21/98	Tulane	New Orleans	20-48	L	FSS	
09/11/99	Alabama	Birmingham	10-37	L	JP	
10/30/99	East Carolina	O'Quinn Field	3-19	L	FSN*	
09/23/00	Texas	Austin	0-48	L	FSN*	
11/11/00	East Carolina	Greenville	20-62	L	FSN*	
09/22/01	Texas	O'Quinn Field	26-53	L	ESPN2*	
09/29/01	TCU	O'Quinn Field	17-34	L	ESPN Regional	
11/03/01	South Florida	Tampa	6-45	L	FSS	
09/21/02	Texas	Austin	11-41	L	FSN*	
11/23/02	South Florida	O'Quinn Field	14-32	L	FSS	
09/06/03	Michigan	Ann Arbor	3-50	L	ESPN*	
09/30/03	East Carolina	Greenville	27-13	W	ESPN2*	
10/25/03	TCU	O'Quinn Field	55-62	L	ESPN Regional	
11/15/03	Army	West Point	34-14	W	RNN	
12/25/03	Hawai'i	Honolulu	48-54 (3OT)	L	ESPN*	Hawai'i
09/11/04	Oklahoma	Norman	13-63	L	TBS*	
09/23/04	Miami (Fla.)	Reliant	13-38	L	ESPN*	
10/07/04	Southern Miss	Hattiesburg	29-35 (OT)	L	ESPN*	
09/01/05	Oregon	Reliant	24-38	L	ESPN2*	
09/16/05	UTEP	El Paso	41-44 (OT)	L	ESPN2*	
10/08/05	Tulane	Lafayette	35-14	W	PAX*	
10/15/05	Memphis	O'Quinn Field	20-35	L	CSTV*	
11/05/05	UCF	Orlando	29-31	L	PAX*	
12/23/05	Kansas	Fort Worth	13-42	L	ESPN*	Fort Worth
09/02/06	Rice	Houston	31-30	W	CSTV*	
09/24/06	Oklahoma State	O'Quinn Field	34-25	W	CSTV*	
09/30/06	Miami (Fla.)	Miami	13-14	L	ESPN2*	
10/28/06	UCF	O'Quinn Field	51-31	W	CSTV*	
11/04/06	Tulsa	O'Quinn Field	27-10	W	CSTV*	
12/01/06	Southern Miss	O'Quinn Field	34-20	W	ESPN*	
12/29/06	South Carolina	Memphis	36-44	L	ESPN*	Liberty
9/22/07	Colorado State	O'Quinn Field	38-27	W	CSTV*	
10/13/07	Rice	O'Quinn Field	56-48	W	CSTV*	
11/4/07	SMU	O'Quinn Field	38-28	W	ESPN*	
12/28/07	TCU	Reliant Stadium	13-20	L	NFL Network*	Texas

*Nationally televised; FSN-Fox Sports Net; FSW-Fox Sports West; JP-Jefferson Pilot; RC-Raycom; HSE-Home Sports Entertainment; USA-USA Network; MSC-Midwest Sports Channel; FX-Fox Cable Network; FSS-Fox Sports South; RNN-Regional News Network; TBS-Turner Broadcasting Station; PAX-PAX Network; CSTV-College Sports Television



YEAR-BY-YEAR SUMMARY

HISTORY & RECORDS

Year	Coach	Captain(s)	Overall				Nat'l. Rank [^]	Conference			Finish
			W	L	T	Pct.		W	L	T	
1946	Jewell Wallace	Bill Cook, Tony Ditta	4	6	0	.400	-	1	4	0	5th
1947	Jewell Wallace	Boyd Tingle, Evan Weaver	3	8	0	.273	-	0	6	0	7th
1948	Clyde Lee	Cecil Towns, Jack Gwin	5	6	0	.454	-	3	3	0	4th
1949	Clyde Lee	Aubrey Baker, Cecil Towns	5	4	1	.550	-	1	2	0	3rd
1950	Clyde Lee	Bill Moeller, Max Clark	4	6	0	.400	-	-	-	-	-
1951*	Clyde Lee	Gene Shannon, John O'Hara, Buck Miller	6	5	0	.545	-	2	2	0	4th
1952	Clyde Lee	Howard Clapp, John Carroll, J.D. Kimmell	8	2	0	.800	-	3	0	0	1st
1953	Clyde Lee	Buddy Gillioz, Paul Carr	4	4	1	.500	-	1	2	0	3rd
1954	Clyde Lee	Jack Patterson, George Hynes	5	5	0	.500	-	3	1	0	2nd
1955	Bill Meek	Jim Blackstone, Lavell Isbell	6	4	0	.600	-	2	2	0	3rd
1956	Bill Meek	Don Flynn, Ken Wind	7	2	1	.750	-	4	0	0	1st
1957	Hal Lahar	Mike Michon, Bob Blevins	5	4	1	.550	-	3	0	1	1st
1958	Hal Lahar	Hogan Wharton, Harold Lewis, Don Brown	5	4	0	.555	-	2	2	0	3rd
1959	Hal Lahar	Claude King, Howard Evans	3	7	0	.300	-	3	1	0	1st
1960	Hal Lahar	Wiley Feagin, Jim Kuehne, Jim Windham	6	4	0	.600	-	-	-	-	-
1961	Hal Lahar	Ken Bolin, Bill Brown, Joe Bob Isbell	5	4	1	.550	-	-	-	-	-
1962*	Bill Yeoman	Billy Roland, Bobby Brezina	7	4	0	.636	-	-	-	-	-
1963	Bill Yeoman	Clem Beard, Demaree Jones, Frank Brewer	2	8	0	.200	-	-	-	-	-
1964	Bill Yeoman	Horst Paul	2	6	1	.278	-	-	-	-	-
1965	Bill Yeoman	Cotton Guerrant	4	5	1	.450	-	-	-	-	-
1966	Bill Yeoman	Dick Post	8	2	0	.800	19 (U)	-	-	-	-
1967	Bill Yeoman	Royce Berry	7	3	0	.700	16, 19	-	-	-	-
1968	Bill Yeoman	Jerry Gardner, Bill Cloud, Paul Gipson	6	2	2	.700	18 (A)	-	-	-	-
1969*	Bill Yeoman	Jim Strong, Jerry Drones	9	2	0	.818	12, 14	-	-	-	-
1970	Bill Yeoman	Craig Robinson, Charlie Hall, Richard Harrington	8	3	0	.727	19, 13	-	-	-	-
1971*	Bill Yeoman	Robert Newhouse, Gary Mullins, Frank Ditta	9	3	0	.750	17, 14	-	-	-	-
1972	Bill Yeoman	Puddin' Jones, Randy Peacock, David Bourquin	6	4	1	.591	-	-	-	-	-
1973*	Bill Yeoman	Ken Baugh, D.C. Nobles, Deryl McGallion	11	1	0	.917	9, 11	-	-	-	-
1974*	Bill Yeoman	Bubba Broussard, Robert Giblin, Mack Mitchell	8	3	1	.708	19, 11	-	-	-	-
1975	Bill Yeoman	Paul Humphreys, Wilson Whitley	2	8	0	.200	-	-	-	-	-
1976*	Bill Yeoman	Paul Humphreys, Wilson Whitley, Val Belcher	10	2	0	.833	4, 4	7	1	0	t 1st
1977	Bill Yeoman	Danny Davis, Ramon Rosales, Kevin Rollwage, Vincent Greenwood	6	5	0	.545	-	4	4	0	t 4th
1978*	Bill Yeoman	Danny Davis, David Hodge, Jim Wells	9	3	0	.750	9, 11	7	1	0	1st
1979*	Bill Yeoman	David Hodge, Delrick Brown, Jim Wells	11	1	0	.917	5, 5	7	1	0	t 1st
1980*	Bill Yeoman	Terry Elston, Steve Bradham	7	5	0	.583	-	5	3	0	t 2nd
1981*	Bill Yeoman	Grady Turner	7	4	1	.625	-	5	2	1	3rd
1982	Bill Yeoman	Maceo Fifer, Greg Harmon, Weedy Harris	5	5	1	.500	-	4	3	1	4th
1983	Bill Yeoman	Eugene Lockhart, Duane Losack, Dwyane Love	4	7	0	.364	-	3	5	0	7th
1984*	Bill Yeoman	Audrey McMillian, Ray Rogers, Bryant Winn	7	5	0	.583	-	6	2	0	t 1st
1985	Bill Yeoman	Todd Schoppe, T.J. Turner	4	7	0	.364	-	3	5	0	5th
1986	Bill Yeoman	Robby Brezina	1	10	0	.091	-	0	8	0	9th
1987	Jack Pardee	Gary McGuire, Robert Jones, Tim Britton	4	6	1	.409	-	2	4	1	7th
1988*	Jack Pardee	Jet Brown, William Gant, Johnny Jackson, Keith Jenkins	9	3	0	.750	18 (A)	5	2	0	2nd
1989	Jack Pardee	Kimble Anders, Joey Banes, Tyrone Jones, Alton Montgomery	9	2	0	.818	14, 14	5	2	0	2nd
1990	John Jenkins	Reggie Burnette, Manny Hazard, Jason Jessup, Chuck Weatherspoon	10	1	0	.909	10, 12	7	1	0	2nd
1991	John Jenkins	Roman Anderson, David Klingler, Glenn Cadrez	4	7	0	.364	-	3	5	0	7th
1992	John Jenkins	Eric Blount, Freddie Gilbert, Chris Pezman, Jason Youngblood	4	7	0	.364	-	2	5	0	t 6th
1993	Kim Helton	Ryan McCoy, Jimmy Klingler	1	9	1	.136	-	1	5	1	t 7th
1994	Kim Helton	Clay Helton, Mike Meux, Billy Milner, Alfred Young	1	10	0	.091	-	1	6	0	6th
1995	Kim Helton	Larkay James, Thomas McGaughey, Chad O'Shea, Gerome Williams	2	9	0	.182	-	2	5	0	5th
1996*	Kim Helton	Gary Haynes, Antowain Smith, Charles West	7	5	0	.583	-	4	1	0	t 1st
1997	Kim Helton	Keon Banks, Jay McGuire, Mike Parker	3	8	0	.273	-	2	4	0	t 4th
1998	Kim Helton	Jason deGroot, Jerrian James, Micah Malone	3	8	0	.273	-	2	4	0	t 5th
1999	Kim Helton	Ketric Sanford, Mike James, Jeff Medford	7	4	0	.636	-	3	3	0	6th
2000	Dana Dimel	Jason McKinley, Mike Clark, Wayne Rogers, Josh Lovelady	3	8	0	.273	-	2	5	0	7th
2001	Dana Dimel	J. Beauford, J. Parker, Hm. Milligan, O. Iglesias, C.deGroot	0	11	0	.000	-	0	7	0	10th
2002	Dana Dimel	Braxton, Hadnot, Hill, Milligan, Reynolds, C. Robertson, Sowell	5	7	0	.417	-	3	5	0	8th
2003*	Art Briles	Chosen prior to each game	7	6	0	.538	-	4	4	0	t 4th
2004	Art Briles	Chosen prior to each game	3	8	0	.273	-	3	5	0	t 6th
2005*	Art Briles	Chosen prior to each game	6	6	0	.500	-	4	4	0	3rd/W
2006*	Art Briles	Chosen prior to each game	10	4	0	.714	-	7	1	0	1st/W
2007	Art Briles	Chosen prior to each game	8	4	0	.667	-	6	2	0	t 1st/W
2007*	Chris Thurmond%		0	1	0	.000	-	0	0	0	
Totals	11 Coaches		347	317	15	.522		147	140	5	

*Record includes bowl game. ^Final national ranking according to Associated Press (A) and United Press International (U) or USA Today/CNN Coaches' polls. Where two numbers are listed, AP finish is indicated first. % - Coached the 2007 Texas Bowl.

UH Conference History

League	Years	Seasons	W	L	T	Pct.	Titles	League	Years	Seasons	W	L	T	Pct.	Titles
Lone Star	1946-48	3	4	13	0	.235	0	Southwest	1976-95	20	79	70	4	.529	4
Gulf Coast	1949	1	1	2	0	.333	0	Conference USA	1996-	12	40	48	0	.425	2
Missouri Valley	1951-59	9	23	10	1	.691	4	Total		45	147	140	5	.512	10



JEWELL WALLACE
1946-47



CLYDE LEE
1948-54



BILL MEEK
1955-56



HAROLD LAHAR
1957-61



BILL YEOMAN
1962-86



JACK PARDEE
1987-89



JOHN JENKINS
1990-92



KIM HELTON
1993-99




DANA DIMEL
2000-03



ART BRILES
2003-07



CHRIS THURMOND
2007



KEVIN SUMLIN
2008-

COACHES YEAR-BY-YEAR

Coach	Alma Mater	Yrs	Overall				Pct.	Yrs	Conference				Pct.	League
			W	L	T				Titles	W	L	T		
Jewell Wallace	TCU '34	2	7	14	0	.333	2	0	1	10	0	.091	Lone Star	
Clyde Lee	Centenary '32	7	37	32	2	.535	7	1	0	3	3	0	.500	Lone Star
								1	0	1	2	0	.333	Gulf Coast
								4	1	9	5	0	.643	MVC
Bill Meek	Tennessee '43	2	13	6	1	.675	2	1	6	2	0	.750	MVC	
Harold Lahar	Oklahoma '41	5	24	23	2	.510	3	2	8	3	1	.708	MVC	
Bill Yeoman	Army '50	25	160	108	8	.597	11	4	51	35	2	.591	SWC	
Jack Pardee	Texas A&M '57	3	22	11	1	.662	3	0	12	8	1	.595	SWC	
John Jenkins	Arkansas '73	3	18	15	0	.545	3	0	12	11	0	.522	SWC	
Kim Helton	Florida '70	7	24	53	1	.314	7	1	15	28	1	.352	Overall	
								3	0	4	16	1	.214	SWC
								4	1	11	12	0	.478	C-USA
Dana Dimel	Kansas State '86	3	8	26	0	.235	3	0	5	17	0	.227	C-USA	
Art Briles	Texas Tech '79	5	34	28	0	.548	5	1	26	16	0	.619	C-USA	
Chris Thurmond	Tulsa '75	1	0	1	0	.000	1	0	0	0	0	.000	C-USA	
TOTALS	1946-2007	63	347	317	15	.522	45	10	147	140	5	.512		



YEAR-BY-YEAR RESULTS

* - Indicates conference game.

Far left rankings indicate Houston's Associated Press ranking.

AP rankings from 1936-present.

Home games listed in **Bold**.

JEWELL WALLACE



The first head coach in UH Football history, Jewell Wallace's teams made their presence known in the State of Texas, defeating West Texas State, Stephen F. Austin and Texas A&I in the Cougars' first year of existence.

1946

Overall: 4-6 • Lone Star Conference: 1-4 (5th)

Head Coach Jewell Wallace

Captains: Bill Cook, Tony Ditta

Sept. 21	L	7-13	Louisiana-Lafayette	11,000
Sept. 27	W	14-12	at West Texas State	4,000
Oct. 5	W	32-7	at Fort Hood	N/A
Oct. 12	W	34-0	Texas A&I	6,500
Oct. 19	L	14-20	* at East Texas State	6,000
Oct. 26	L	7-21	at UTEP	7,500
Nov. 9	W	16-7	*Stephen F. Austin	5,000
Nov. 16	L	3-7	*North Texas	3,500
Nov. 22	L	7-21	* at Texas State	N/A
Nov. 28	L	6-28	*Sam Houston State	5,000

Home games played at Public School Stadium

1947

Overall: 3-8 • Lone Star Conference: 0-6 (7th)

Head Coach Jewell Wallace

Captains: Boyd Tingle, Evan Weaver

Sept. 20	W	19-7	Centenary	7,000
Sept. 27	W	14-13	McMurray College	5,000
Oct. 4	W	35-12	Daniel Baker	4,000
Oct. 11	L	0-13	at Texas A&I	7,000
Oct. 18	L	7-33	* East Texas State	6,000
Oct. 25	L	0-20	* Trinity	4,500
Nov. 1	L	7-33	vs. Hardin-Simmons (C)	8,000
Nov. 8	L	14-25	* at Stephen F. Austin	3,900
Nov. 15	L	0-33	* at North Texas	10,000
Nov. 22	L	0-2	* Texas State	N/A
Nov. 27	L	0-23	* at Sam Houston State	N/A

Home games played at Public School Stadium; C—Corpus Christi

CLYDE LEE



In just his second year as head coach Clyde Lee guided the Cougars to their first winning season in 1949. He later established two more firsts for UH Football, a bowl berth in 1951 and a conference championship in 1952.

1948

Overall: 5-6 • Lone Star Conference: 3-3 (4th)

Head Coach Clyde Lee

Captains: Cecil Towns, Jack Gwin

Sept. 18	W	14-0	Texas A&I	8,000
Sept. 25	L	7-35	at UTEP	6,000
Oct. 2	L	7-21	at Louisiana-Lafayette	N/A
Oct. 9	W	40-33	Louisiana Tech	5,000
Oct. 16	W	18-7	* at East Texas State	N/A
Oct. 23	L	7-15	* at Trinity	N/A
Oct. 30	L	13-28	at West Texas State	5,000
Nov. 6	L	13-21	* Stephen F. Austin	N/A
Nov. 13	W	8-6	* North Texas State	3,000
Nov. 20	L	0-3	* at Texas State	N/A
Nov. 25	W	22-13	* Sam Houston State	N/A

All home games played at Public School Stadium

1949

Overall: 5-4-1 • Gulf Coast Conference: 1-2 (3rd)

Head Coach Clyde Lee

Captains: Aubrey Baker, Cecil Towns

Sept. 17	L	13-14	William & Mary	20,000
Oct. 1	W	28-6	Wichita State	8,000
Oct. 8	W	28-7	at Louisiana-Lafayette	N/A
Oct. 15	W	14-13	West Texas State	6,000
Oct. 22	T	27-27	Hardin-Simmons	8,000
Oct. 29	L	21-33	vs. * Midwestern St. (W)	12,000
Nov. 5	L	14-20	at St. Bonaventure	5,000
Nov. 12	L	23-28	* at North Texas	10,000
Nov. 19	W	28-21	* Trinity	7,500
Nov. 24	W	35-0	at Saint Louis	6,823

Home games played at Public School Stadium; W - Played at Wichita Falls, Texas

1950

Overall: 4-6

Head Coach Clyde Lee

Captains: Bill Moeller, Max Clark

Sept. 23	L	14-29	St. Bonaventure (P)	14,000
Sept. 30	L	7-34	at Baylor	25,000
Oct. 7	L	16-20	at Trinity	1,456
Oct. 14	W	27-7	Louisville (P)	14,342
Oct. 20	L	13-14	at Hardin-Simmons	N/A
Oct. 28	W	46-6	at Wichita State	10,000
Nov. 11	L	13-16	North Texas (P)	8,000
Nov. 18	W	36-18	William & Mary (R)	25,000
Nov. 24	W	40-18	Midwestern State (P)	2,500
Dec. 2	L	21-28	Tulsa (R)	10,000

P - Played at Public School Stadium; R - Played at Rice Stadium

1951

Overall: 6-5 • Missouri Valley Conference: 2-2 (4th)

Head Coach Clyde Lee

Captains: Gene Shannon, John O'Hara, Buck Miller

Sept. 22	L	0-19	#9 Baylor	55,000
Sept. 28	W	33-7	* at Detroit	14,000
Oct. 6	W	6-0	Texas Tech	15,000
Oct. 13	L	27-46	* at Tulsa	15,000
Oct. 20	W	35-27	Hardin-Simmons	15,000
Oct. 27	L	27-33	Villanova	N/A
Nov. 3	L	14-19	* at Wichita State	6,000
Nov. 10	L	28-35	at Louisville	2,500
Nov. 24	W	31-7	*Oklahoma State	12,500
Nov. 30	W	20-14	at North Texas	N/A

Salad Bowl (Phoenix, Ariz.)

Jan. 1	W		vs. Dayton	17,000
--------	---	--	------------	--------

R - Home games played at Rice Stadium

1952

Overall: 8-2 • Missouri Valley Conference: 3-0 (1st)

Head Coach Clyde Lee

Captains: Howard Clapp, John Carroll, J.D. Kimmell

Sept. 20	L	13-21	Texas A&M	54,000
Sept. 27	W	17-7	at Arkansas	12,000
Oct. 4	W	10-7	* at Oklahoma State	15,000
Oct. 11	W	33-7	*Tulsa	31,000
Oct. 25	W	6-0	at Arizona State	15,000
Nov. 1	W	20-7	at Texas Tech	18,000
Nov. 8	L	0-6	#14 Mississippi	34,000
Nov. 15	W	28-6	Baylor	33,000
#19 Nov. 29	W	33-19	*Detroit	7,200
Dec. 6	W	20-0	Wyoming	23,000

Home games played at Rice Stadium

1953

Overall: 4-4-1 • Missouri Valley Conference: 1-2 (3rd)

Head Coach Clyde Lee

Captains: Buddy Gillioz, Paul Carr

Sept. 26	T	14-14	at Texas A&M	35,000
Oct. 3	L	7-28	at #17 Texas	30,000
Oct. 9	W	25-19	* at Detroit	12,650
Oct. 17	L	7-14	* Oklahoma State	25,000
Oct. 24	W	24-20	Arizona State	12,000
Nov. 7	L	21-23	* at Tulsa	10,000
Nov. 14	W	37-7	at Baylor	15,000
Nov. 21	L	21-41	#17 Texas Tech	15,000
Dec. 5	W	33-19	Tennessee	23,000

Home games played at Rice Stadium

1954

Overall: 5-5 • Missouri Valley Conference: 3-1 (2nd)

Head Coach Clyde Lee

Captains: Jack Patterson, George Hynes

Sept. 18	L	13-53	at Baylor	22,000
Oct. 9	W	10-7	Texas A&M	42,000
Oct. 16	W	14-7	* at Oklahoma State	24,000
Oct. 22	W	28-7	at Villanova	57,817
Oct. 30	L	7-9	* at Wichita State	16,115
Nov. 6	W	20-7	* Tulsa	15,400
Nov. 13	L	0-26	#7 Mississippi	23,000
Nov. 20	L	14-61	at Texas Tech	14,000
Nov. 27	L	0-19	Arkansas	25,000
Dec. 4	W	19-7	* Detroit	7,500

Home games played at Rice Stadium

BILL MEEK



Though he coached the Cougars for just two seasons, Bill Meek guided Houston to a Missouri Valley Conference championship in 1956 and posted an overall winning percentage of .675, the best in school history.

1955

Overall: 6-4 • Missouri Valley Conference: 2-2 (3rd)

Head Coach Bill Meek

Captains: Jim Blackstone, Lavell Isbell

Sept. 17	W	54-12	Montana	25,000
Oct. 1	L	3-21	at Texas A&M	26,000
Oct. 7	W	7-0	* at Detroit	11,470
Oct. 15	W	21-13	* Oklahoma State	27,000
Oct. 22	W	7-0	Texas Tech	28,000
Oct. 29	L	7-21	* Wichita State	18,000
Nov. 5	L	14-17	* at Tulsa	12,059
Nov. 12	L	11-27	at #14 Mississippi	20,000
Nov. 19	W	26-14	Villanova	12,000
Dec. 3	W	26-14	Wyoming	10,000

Home games played at Rice Stadium



1956

Overall: 7-2-1 • Missouri Valley Conference: 4-0 (1st)

Head Coach Bill Meek

Captains: Don Flynn, Ken Wind

Sept. 29	W	18-7	Mississippi State	56,000
Oct. 6	L	0-14	at #6 Mississippi	25,000
Oct. 13	T	14-14	#9 Texas A&M	67,009
Oct. 20	W	13-0	* at Oklahoma State	25,000
Oct. 27	L	0-12	at Auburn	20,000
Nov. 3	W	41-16	* at Wichita State	11,193
Nov. 10	W	14-0	*Tulsa	20,000
Nov. 17	W	26-13	Villanova	15,000
Nov. 24	W	20-7	at Texas Tech	15,000
Dec. 1	W	39-7	*Detroit	10,000

Home games played at Rice Stadium

HAROLD LAHAR



Continuing the excellence established by his predecessors, Harold Lahar captured conference championships in his first (1957) and third year (1959), the final one coming in the Cougars' final season in the MVC.

1957

Overall: 5-4-1 • Missouri Valley Conference: 3-0-1 (1st)

Head Coach Harold Lahar

Captains: Mike Michon, Bob Blevins

Sept. 21	W	7-0	#14 Miami (Fla.)	52,000
#14 Sept. 28	L	6-14	at #11 Baylor	22,000
Oct. 5	W	7-0	* at Cincinnati	N/A
Oct. 12	L	6-28	at #3 Texas A&M	33,000
Oct. 19	T	6-6	*Oklahoma State	20,000
Oct. 26	L	7-48	#5 Auburn	28,000
Nov. 2	L	7-20	at #14 Mississippi	30,000
Nov. 9	W	27-12	vs. Mississippi Southern (J)	11,000
Nov. 16	W	27-6	* at Wichita State	6,000
Nov. 23	W	13-7	* at Tulsa	13,486

Home games played at Rice Stadium; J—Jackson, Miss.

1958

Overall: 5-4 • Missouri Valley Conference: 2-2 (3rd)

Head Coach Harold Lahar

Captains: Hogan Wharton, Harold Lewis, Don Brown

Sept. 27	W	39-14	Texas A&M	65,131
#19 Oct. 4	W	34-13	* at Cincinnati	N/A
#19 Oct. 11	W	44-0	* Wichita State	25,000
#15 Oct. 18	L	0-7	Oklahoma State	27,000
Nov. 1	L	20-25	*Tulsa	26,000
Nov. 8	L	7-56	at #9 Mississippi	20,000
Nov. 15	L	6-10	* at North Texas	N/A
Nov. 21	W	37-26	at Miami (Fla.)	24,822
Nov. 29	W	22-17	Texas Tech	7,500

Home games played at Rice Stadium

1959

Overall: 3-7 • Missouri Valley Conference: 3-1 (1st)

Head Coach Harold Lahar

Captains: Claude King, Howard Evans

Sept. 19	L	0-16	#8 Mississippi	45,000
Sept. 26	L	0-3	Alabama	27,000
Oct. 3	W	13-12	* Cincinnati	16,000
Oct. 10	L	6-28	at Texas A&M	25,000
Oct. 17	L	12-19	at Oklahoma State	13,000
Oct. 24	L	6-7	* North Texas	12,000
Oct. 31	W	22-13	*Tulsa	12,034
Nov. 7	W	28-13	* Wichita State	12,000
Nov. 14	L	0-27	Texas Tech	20,000
Nov. 26	L	18-32	Washington State	6,000

Home games played at Rice Stadium

1960

Overall: 6-4

Head Coach Harold Lahar

Captains: Wiley Feagin, Jim Kuehne, Jim Windham

Sept. 17	L	0-42	#2 Mississippi	44,000
Sept. 24	W	14-10	at Mississippi State	14,000
Oct. 1	L	20-29	vs. Oregon State	22,537
Oct. 8	W	17-0	Texas A&M	42,000
Oct. 15	W	12-7	Oklahoma State	15,000
Oct. 22	L	0-14	at Alabama	30,000
Oct. 29	W	41-16	at North Texas	2,000
Nov. 5	W	14-0	Cincinnati	10,000
Nov. 12	W	7-6	at Florida State	10,400
Nov. 26	L	16-26	Tulsa	7,000

Home games played at Rice Stadium; P—Played at Portland, Ore.

1961

Overall: 5-4-1

Head Coach Harold Lahar

Captains: Ken Bolin, Bill Brown, Joe Bob Isbell

Sept. 23	T	7-7	at Texas A&M	22,000
Sept. 30	L	7-10	Mississippi State	27,000
Oct. 7	W	21-0	Boston College	12,000
Oct. 14	L	7-47	vs. #1 Mississippi (M)	15,106
Oct. 21	W	13-7	at Cincinnati	11,000
Oct. 28	L	0-17	#4 Alabama	24,000
Nov. 11	W	14-2	at Tulsa	10,278
Nov. 18	L	24-28	at Oklahoma State	10,000
Nov. 25	W	28-8	Florida State	7,000
Dec. 2	W	23-12	Oregon State	12,000

Home games played at Rice Stadium; M—Memphis, Tenn.

BILL YEOMAN



The "Father of Cougar Football" Bill Yeoman spent an illustrious 26 years at the helm of the Houston Football program, leading his Cougars to 11 bowl games and four Southwest Conference championships. His sparkling 160-108-8 record is the best in UH history, and he was inducted into the College Football Hall of Fame in 2001.

1962

Overall: 7-4

Head Coach Bill Yeoman

Captains: Billy Roland, Bobby Brezina

Sept. 22	W	19-0	Baylor	32,000
Sept. 29	W	6-3	Texas A&M	51,000
Oct. 6	L	7-40	at #7 Mississippi	19,000
Oct. 13	L	3-14	at #1 Alabama	30,000
Oct. 20	L	3-9	Mississippi State	15,000
Oct. 27	L	0-14	at Boston College	17,500
Nov. 3	W	7-0	at Florida State	20,000
Nov. 10	W	35-31	Tulsa	15,000
Nov. 24	W	27-25	at Louisville	4,126
Dec. 1	W	42-14	Cincinnati	10,000

Tangerine Bowl—Orlando, Fla.

Dec. 22 W 49-21 Miami (Ohio) 20,000

Home games played at Rice Stadium; O—Oxford, Miss.

1963

Overall: 2-8

Head Coach Bill Yeoman

Captains: Clem Beard, Demaree Jones, Frank Brewer

Sept. 27	L	14-21	Auburn	30,000
Sept. 28	L	0-27	at Baylor	20,000
Oct. 5	L	6-20	#10 Mississippi	30,000
Oct. 12	L	13-23	at Texas A&M	18,500
Oct. 19	L	0-20	at Mississippi State	27,000
Oct. 26	L	13-21	at #6 Alabama	27,000
Nov. 2	W	55-18	Detroit	15,000
Nov. 16	L	21-22	at Tulsa	5,662
Nov. 30	L	6-29	at Memphis	13,655
Dec. 14	W	21-7	Louisville	5,000

Home games played at Rice Stadium

1964

Overall: 2-6-1

Head Coach Bill Yeoman

Captain: Horst Paul

Sept. 12	W	34-7	Trinity (R)	13,000
Sept. 19	L	0-30	#8 Auburn	25,000
Sept. 25	W	10-0	Texas A&M (Rob)	30,000
Oct. 3	L	9-31	Mississippi	24,000
Oct. 10	L	23-31	Tulsa (R)	15,000
Oct. 24	L	13-18	Mississippi State	27,000
Nov. 7	T	13-13	Florida State (R)	16,000
Nov. 14	L	7-24	Penn State (R)	25,000
Nov. 28	L	6-20	Cincinnati (R)	10,000

R—Played at Rice Stadium; Rob—Played at Robertson Stadium

1965

Overall: 4-5-1

Head Coach Bill Yeoman

Captain: Cotton Guerrant

Sept. 11	L	0-14	Tulsa	37,138
Sept. 18	L	0-36	Mississippi State	37,216
Sept. 24	W	21-6	Cincinnati	27,576
Oct. 9	L	7-10	at Texas A&M	35,000
Oct. 16	L	12-44	at Miami (Fla.)	39,575
Oct. 23	L	8-17	at Tennessee	34,504
Oct. 30	W	40-7	Chattanooga	32,731
Nov. 6	W	17-3	Mississippi	38,197
Nov. 13	W	38-21	#10 Kentucky	37,248
Nov. 20	T	16-16	at Florida State	25,135

Home games played at the Houston Astrodome

1966

Overall 8-2

National Ranking: 19th UPI

Head Coach Bill Yeoman

Captain: Dick Post

Sept. 17	W	21-7	at Florida State	35,643
Sept. 23	W	21-7	Washington State	36,104
Oct. 1	W	35-9	Oklahoma State	43,743
Oct. 15	W	28-0	Mississippi State	47,870
Oct. 22	L	6-27	vs. Mississippi (M)	14,118
Oct. 29	W	48-9	Tampa	41,182
Nov. 5	W	73-14	Tulsa	42,061
Nov. 12	W	56-18	at Kentucky	32,000
Nov. 26	L	13-14	Memphis	41,313
Dec. 3	W	34-14	Utah	35,257

Home games played at the Houston Astrodome; M—Memphis, Tenn.

1967

Overall: 7-3

National Ranking: 16th AP • 19th UPI

Head Coach Bill Yeoman

Captain: Royce Berry

Sept. 15	W	33-13	Florida State	40,336
Sept. 23	W	37-7	at Michigan State	75,833
Sept. 29	W	50-6	Wake Forest	41,769
#2 Oct. 7	L	6-16	North Carolina State	52,483
#9 Oct. 21	W	43-6	at Mississippi State	17,000
#9 Oct. 28	L	13-14	at Mississippi	26,500
Nov. 4	W	15-14	#5 Georgia	53,356
#10 Nov. 11	W	35-18	Memphis	46,050
Nov. 18	W	77-6	Idaho	40,050
#10 Nov. 25	L	13-22	at Tulsa	26,300

Home games played at the Houston Astrodome

1968

Overall: 6-2-2

National Ranking: 18th AP

Head Coach Bill Yeoman

Captains: Jerry Gardner, Bill Cloud, Paul Gipson

Sept. 14	W	54-7	Tulane	36,415
#11 Sept. 27	T	20-20	at #4 Texas	66,397
#12 Oct. 4	W	71-33	Cincinnati	31,881
#11 Oct. 12	L	17-21	Oklahoma State	41,889
Oct. 26	W	29-7	at #17 Mississippi	32,157
#15 Nov. 2	T	10-10	at #7 Georgia	59,381
#13 Nov. 9	W	27-7	at Memphis	35,592
#14 Nov. 16	W	77-3	Idaho	30,412
#11 Nov. 23	W	100-6	Tulsa	34,098
#10 Nov. 29	L	20-40	at Florida State	39,400

Home games played at the Houston Astrodome



YEAR-BY-YEAR RESULTS

1969

Overall: 9-2

National Ranking: 12th AP • 14th UPI

Head Coach Bill Yeoman

Captains: Jim Strong, Jerry Drones

Sept. 20	L	34-59	at Florida	53,807
Sept. 27	L	18-24	at Oklahoma State	23,500
Oct. 4	W	74-0	Mississippi State	36,207
Oct. 11	W	34-17	at Arizona	32,800
Oct. 25	W	25-11	#17 Mississippi	48,049
Nov. 1	W	38-36	Miami (Fla.)	25,498
Nov. 8	W	47-14	at Tulsa	17,750
#18 Nov. 15	W	34-13	at North Carolina State	31,000
#19 Nov. 22	W	41-14	Wyoming	35,389
#18 Nov. 29	W	41-13	Florida State	36,508
Bluebonnet Bowl – Houston, Texas (Houston Astrodome)				
#17 Dec. 31	W	36-7	#12 Auburn	55,203

Home games played at the Houston Astrodome

1970

Overall: 8-3

National Ranking: 13th UPI • 19th AP

Head Coach Bill Yeoman

Captains: Craig Robinson, Charlie Hall, Richard Harrington

#13 Sept. 19	W	42-15	Syracuse	40,439
#11 Sept. 26	L	17-26	at Oklahoma State	26,000
Oct. 10	W	31-14	at Mississippi State	28,000
#15 Oct. 17	W	19-16	Oregon State	37,791
Oct. 24	L	21-31	Alabama	46,869
Oct. 31	W	21-9	Tulsa	34,119
#18 Nov. 7	L	13-24	at #13 Mississippi	36,535
Nov. 14	W	28-0	Wyoming	26,987
Nov. 21	W	26-2	Wake Forest	28,569
Nov. 26	W	53-21	at Florida State	18,053
#18 Dec. 5	W	36-3	at Miami (Fla.)	17,798

Home games played at the Houston Astrodome

1971

Overall: 9-3

National Ranking: 14th UPI • 17th AP

Head Coach Bill Yeoman

Captains: Robert Newhouse, Gary Mullins, Frank Ditta

Sept. 11	W	23-21	at Rice	62,000
#20 Sept. 18	L	17-18	at #16 Arizona State	50,446
Sept. 25	W	12-3	at Cincinnati	12,542
Oct. 2	W	34-20	San Jose State	31,754
Oct. 15	W	42-9	Villanova	26,709
Oct. 23	L	20-34	at #4 Alabama	56,939
Oct. 30	W	14-7	#19 Florida State	33,598
#19 Nov. 6	W	35-7	at Memphis	10,132
#18 Nov. 13	W	56-29	Virginia Tech	28,105
#16 Nov. 20	W	27-6	Miami (Fla.)	29,276
#15 Nov. 27	W	42-16	Utah	26,618

Bluebonnet Bowl – Houston, Texas (Houston Astrodome)

#15 Dec. 31	L	17-29	#8 Colorado	54,720
-------------	---	-------	-------------	--------

Home games played at the Houston Astrodome

1972

Overall: 6-4-1

Head Coach Bill Yeoman

Captains: Puddin' Jones, Randy Peacock, David Bourquin

Sept. 9	L	13-14	at Rice	51,000
Sept. 16	L	28-33	#13 Arizona State	24,628
Sept. 23	W	21-0	at Tulsa	23,200
Oct. 7	T	27-27	at Virginia Tech	26,000
Oct. 14	W	49-14	San Diego State	29,891
Oct. 21	L	13-33	at #15 Miami (Fla.)	17,860
Oct. 28	L	13-27	at Mississippi State	29,000
Nov. 4	W	31-27	at Florida State	29,482
Nov. 11	W	48-13	Colorado State	23,143
Nov. 18	W	33-14	New Mexico	20,366
Nov. 25	W	49-0	Cincinnati	18,795

Home games played at the Houston Astrodome

ELMO WRIGHT



1973

Overall: 11-1

National Rankings: 9th AP • 11th UPI

Head Coach Bill Yeoman

Captains: Ken Baugh, D.C. Nobles, Deryl McGallion

#18 Sept. 15	W	24-6	Rice	43,917
#16 Sept. 27	W	27-19	South Carolina	24,019
#15 Sept. 29	W	35-21	at Memphis	40,126
#14 Oct. 6	W	14-9	at San Diego State	37,489
#14 Oct. 12	W	54-27	Virginia Tech	27,103
#14 Oct. 19	W	30-7	at Miami (Fla.)	29,340
#12 Oct. 27	L	0-7	at #5 Auburn	58,426
#18 Nov. 3	W	34-3	Florida State	27,587
#15 Nov. 10	W	28-20	at Colorado State	17,532
#14 Nov. 24	W	35-0	Wyoming	18,441
#14 Dec. 1	W	35-16	Tulsa	21,500

Bluebonnet Bowl – Houston, Texas (Houston Astrodome)

#14 D29	W	47-7	vs. Tulane	44,358
---------	---	------	------------	--------

Home games played at the Houston Astrodome

1974

Overall: 8-3-1

National Rankings: 11th UPI • 19th AP

Head Coach Bill Yeoman

Captains: Bubba Broussard, Robert Giblin, Mack Mitchell

#11 Sept. 7	L	9-30	at Arizona State	50,227
#19 Sept. 14	W	21-0	at Rice	40,000
#19 Sept. 27	L	3-20	Miami (Fla.)	18,767
Sept. 28	W	49-12	at Virginia Tech	30,000
Oct. 5	W	24-14	at South Carolina	38,147
Oct. 19	W	35-0	Villanova	24,525
Oct. 25	W	27-6	Cincinnati	19,193
Nov. 2	W	31-24	at Georgia	48,100
#14 Nov. 16	W	13-10	Memphis	23,893
#15 Nov. 23	W	23-8	at Florida State	18,195
#15 Nov. 30	L	14-30	at Tulsa	15,500

Bluebonnet Bowl – Houston, Texas (Houston Astrodome)

#15 Dec. 23	T	31-31	vs. #13 North Carolina St.	35,122
-------------	---	-------	----------------------------	--------

Home games played at the Houston Astrodome

1975

Overall: 2-8

Head Coach Bill Yeoman

Captains: Paul Humphreys, Wilson Whitley

Sept. 6	W	20-3	Lamar	24,075
Sept. 13	L	7-24	Rice	35,585
Sept. 27	L	16-26	SMU	28,713
Oct. 11	L	0-28	vs. North Texas (I)	12,698
Oct. 17	L	20-24	at Miami (Fla.)	15,362
Nov. 1	L	23-28	at Cincinnati	16,246
Nov. 8	L	28-34	Virginia Tech	17,350
Nov. 15	L	7-14	at Memphis	22,630
Nov. 22	L	22-23	Florida State	13,244
Nov. 29	W	42-30	Tulsa	12,127

Home games played at the Houston Astrodome;

I – Played in Irving, Texas

1976

Overall: 10-2 • Southwest Conference: 7-1 (t1st)

National Ranking: 4th AP • 4th UPI

Head Coach Bill Yeoman

Captains: Paul Humphreys, Wilson Whitley, Val Belcher

Sept. 11	W	23-5	* at Baylor	37,500
Sept. 18	L	14-49	at Florida	49,820
Sept. 25	W	21-10	* #9 Texas A&M (R)	70,001
Oct. 9	W	50-7	West Texas State (D)	23,498
#19 Oct. 16	W	29-6	* at SMU	28,204
#14 Oct. 23	L	7-14	* #15 Arkansas (R)	47,192
#19 Oct. 30	W	49-21	* TCU (D)	18,263
#12 Nov. 6	W	30-0	* at #20 Texas	77,809
#9 Nov. 20	W	27-19	* at #5 Texas Tech	45,102
#7 Nov. 27	W	42-20	* at Rice	32,212
#6 Dec. 4	W	21-16	Miami (Fla.) (D)	20,849

Cotton Bowl – Dallas, Texas

#6 Jan. 1	W	30-21	vs. #4 Maryland	58,500
-----------	---	-------	-----------------	--------

D – Played at the Houston Astrodome; R – Played at Rice Stadium

YEAR-BY-YEAR RESULTS



1977

Overall: 6-5 • Southwest Conference: 4-4 (t4th)

Head Coach Bill Yeoman

Captains: Danny Davis, Ramon Rosales, Kevin Rollwage,

Vincent Greenwood

#9	Sept. 12	W	17-13	#11 UCLA (D)	38,131
#9	Sept. 17	L	14-31	at #10 Penn State	61,704
#19	Sept. 24	W	34-16	at Utah	26,232
#19	Oct. 1	W	28-24	* Baylor (D)	37,421
Oct. 15	L	23-37	* SMU (D)	30,774	
Oct. 22	L	0-34	* vs. #9 Arkansas (L)	53,924	
Oct. 29	W	42-14	* at TCU	17,853	
Nov. 5	L	21-35	* #1 Texas (R)	72,124	
Nov. 19	W	45-7	* #16 Texas Tech (D)	43,989	
Nov. 26	W	51-21	* at Rice	25,000	
Dec. 3	L	7-27	* at #17 Texas A&M	51,790	

D - Played at the Houston Astrodome; R - Played at Rice Stadium; L - Played in Little Rock, Ark.

1978

Overall: 9-3 • Southwest Conference: 7-1 (1st)

National Ranking: 9th AP • 11th UPI

Head Coach Bill Yeoman

Captains: Danny Davis, David Hodges, Jim Wells

Sept. 16	L	3-17	at Memphis	31,316
Sept. 23	W	42-25	Utah	30,000
Sept. 30	W	27-21	at #10 Florida State	41,142
Oct. 7	W	20-18	* at Baylor	35,000
#17 Oct. 14	W	33-0	* #6 Texas A&M	52,156
#11 Oct. 21	W	42-28	* at SMU	64,871
#11 Oct. 28	W	20-9	* #9 Arkansas	50,913
#10 Nov. 4	W	63-6	* TCU	30,011
#8 Nov. 11	W	10-7	* at #6 Texas	83,053
#5 Nov. 25	L	21-22	* at Texas Tech	36,691
#9 Dec. 2	W	49-25	* Rice	33,186

Cotton Bowl - Dallas, Texas

#9	Jan. 1	L	34-35	vs. #10 Notre Dame	72,000
----	--------	---	-------	--------------------	--------

Home games played at the Houston Astrodome

1979

Overall: 11-1 • Southwest Conference: 7-1 (t1st)

National Rankings: 5th AP • 5th UPI

Head Coach Bill Yeoman

Captains: David Hodge, Delrick Brown, Jim Wells

#16	Sept. 8	W	24-16	at UCLA	40,008
#13	Sept. 15	W	14-10	Florida	34,432
#8	Sept. 29	W	49-10	West Texas State	27,080
#6	Oct. 6	W	13-10	* Baylor	41,371
#7	Oct. 13	W	17-14	* at Texas A&M	59,545
#5	Oct. 20	W	37-10	* SMU	43,409
#6	Oct. 27	W	13-10	* at #4 Arkansas	43,319
#4	Nov. 3	W	21-10	* at TCU	25,412
#5	Nov. 10	L	13-21	* #8 Texas	55,155
#9	Nov. 23	W	14-10	* Texas Tech	25,637
#10	Dec. 1	W	63-0	* at Rice	27,800

Cotton Bowl - Dallas, Texas

#8	Jan. 1	W	17-14	vs. #7 Nebraska	72,032
----	--------	---	-------	-----------------	--------

Home games played at the Houston Astrodome

1980

Overall: 7-5 • Southwest Conference: 5-3 (t2nd)

Head Coach Bill Yeoman

Captains: Terry Elston, Steve Bradham

#9	Sept. 13	L	13-29	at Arizona State	64,868
#18	Sept. 20	L	7-14	Miami (Fla.)	31,423
Sept. 27	W	24-20	North Texas	23,672	
Oct. 4	L	12-24	* at #20 Baylor	40,000	
Oct. 11	W	17-13	* Texas A&M	46,525	
Oct. 18	W	13-11	* at SMU	32,109	
Oct. 25	W	24-17	* Arkansas	41,308	
Nov. 1	W	37-5	* TCU	26,502	
Nov. 8	L	13-15	* at Texas	79,154	
Nov. 22	W	34-7	* at Texas Tech	36,386	
Nov. 29	L	7-35	* Rice	29,950	

Garden State Bowl - East Rutherford, N.J.

Dec. 14	W	35-0	Navy	41,117
---------	---	------	------	--------

Home games played at the Houston Astrodome

1981

Overall: 7-4-1 • Southwest Conference: 5-2-1 (3rd)

Head Coach Bill Yeoman

Captain: Grady Turner

Sept. 5	W	21-10	New Mexico	26,435
Sept. 19	L	7-12	at #16 Miami (Fla.)	32,586
Sept. 26	W	35-7	Utah State	27,462
Oct. 3	W	24-3	* Baylor	28,118
Oct. 10	L	6-7	* at Texas A&M	66,569
Oct. 17	L	22-38	* #10 SMU	36,892
Oct. 24	W	20-17	* #12 vs. Arkansas (L)	54,618
Oct. 31	W	20-16	* at TCU	13,257
Nov. 7	T	14-14	* #5 Texas	52,589
Nov. 21	W	15-7	* Texas Tech	25,169
Nov. 28	W	40-3	* at Rice	25,000

Sun Bowl - El Paso, Texas

Dec. 26	L	14-40	Oklahoma	33,816
---------	---	-------	----------	--------

Home games played at the Houston Astrodome;

L - Played in Little Rock, Ark.

1982

Overall: 5-5-1 • Southwest Conference: 4-3-1 (4th)

Head Coach Bill Yeoman

Captains: Maceo Fifer, Greg Harmon, Weedy Harris

Sept. 11	L	12-31	at #19 Miami (Fla.)	24,687
Sept. 18	L	10-24	#13 Arizona State	30,103
Sept. 25	W	48-3	Lamar	26,500
Oct. 2	T	21-21	* at Baylor	31,750
Oct. 9	W	24-20	* Texas A&M	46,302
Oct. 16	L	14-20	* at #5 SMU	31,817
Oct. 23	L	3-38	* #6 Arkansas	37,503
Oct. 30	W	31-27	* TCU	21,103
Nov. 6	L	0-50	* at Texas	76,657
Nov. 20	W	24-7	* at Texas Tech	33,548
Nov. 27	W	28-21	* Rice	20,103

Home games played at the Houston Astrodome

1983

Overall: 4-7 • Southwest Conference: 3-5 (7th)

Head Coach Bill Yeoman

Captains: Eugene Lockhart, Duane Losack, Dwyane Love

Sept. 1	W	45-14	* at Rice	30,000
Sept. 10	L	7-29	Miami (Fla.)	25,000
Sept. 17	W	42-35	Lamar	25,456
Sept. 24	L	14-15	at Oregon	26,105
Oct. 1	L	21-42	* Baylor	26,640
Oct. 8	L	7-30	* at Texas A&M	57,622
Oct. 22	L	3-24	* at Arkansas	41,080
Oct. 29	W	28-21	* at TCU	16,810
Nov. 5	L	3-9	* #2 Texas	47,103
Nov. 19	W	43-41	* Texas Tech	20,153
Nov. 26	L	23-34	* vs. #6 SMU (T)	70,000

Home games played at the Houston Astrodome;

T - Played in Mirage Bowl (Tokyo, Japan)

1984

Overall: 7-5 • Southwest Conference: 6-2 (t1st)

Head Coach Bill Yeoman

Captains: Audray McMillian, Ray Rogers, Bryant Winn

Sept. 15	W	30-17	Miami (Ohio)	28,750
Sept. 22	L	7-35	at #9 Washington	59,534
Sept. 29	L	28-30	Louisville	22,533
Oct. 6	W	27-17	* at Baylor	34,500
Oct. 13	W	9-7	* Texas A&M	34,103
Oct. 20	W	29-20	* at #6 SMU	28,361
Oct. 27	L	3-17	* Arkansas	28,347
Nov. 3	L	14-21	* #20 TCU	20,102
Nov. 10	W	29-15	* at #3 Texas	80,348
Nov. 24	W	24-17	* at Texas Tech	27,373
Dec. 1	W	38-26	* Rice	30,123

Cotton Bowl - Dallas, Texas

Jan. 1	L	28-45	vs. #8 Boston College	67,381
--------	---	-------	-----------------------	--------

Home games played at the Houston Astrodome

1985

Overall: 4-7 • Southwest Conference: 3-5 (5th)

Head Coach Bill Yeoman

Captains: Todd Schoppe, T.J. Turner

Sept. 7	L	24-31	at Tulsa	28,156
Sept. 27	L	12-29	Washington	20,522
Sept. 28	W	49-27	at Louisville	30,334
Oct. 5	L	21-24	* Baylor	25,787

Oct. 12	L	16-43	* at Texas A&M	55,711
Oct. 19	L	13-37	* SMU	21,761
Oct. 26	L	27-57	* vs. #14 Arkansas (L)	53,860
Nov. 2	W	26-21	* at TCU	19,854
Nov. 9	L	24-34	* Texas	35,821
Nov. 23	W	17-16	* Texas Tech	14,280
Nov. 30	W	24-20	* at Rice	16,492

Home games played at the Houston Astrodome;

L - Played in Little Rock, Ark.

1986

Overall: 1-10 • Southwest Conference: 0-8 (9th)


Head Coach Bill Yeoman

Captains: Robby Brezina

Sept. 6	L	3-37	at #11 Arizona	50,593
Sept. 20	W	28-12	at Oklahoma State	38,600
Sept. 27	L	14-24	Tulsa	12,445
Oct. 4	L	13-27	* at Baylor	34,000
Oct. 11	L	7-19	* #14 Texas A&M	28,277
Oct. 18	L	3-10	* at #20 SMU	25,967
Oct. 25	L	13-30	* #14 Arkansas	16,060
Nov. 1	L	14-30	* TCU	10,125
Nov. 8	L	10-30	* at Texas	60,650
Nov. 22	L	7-34	* at Texas Tech	30,196
Nov. 29	L	13-14	* Rice	10,399

Home games played at the Houston Astrodome

JACK PARDEE



Jack Pardee revolutionized the game of college football with his wide-open "Run-n-Shoot" offense. In just three seasons Pardee transformed the Cougars into a lethal machine, culminating in a Heisman Trophy for Andre Ware in 1989.

1987

Overall: 4-6-1 • Southwest Conference: 2-4-1 (7th)

Head Coach Jack Pardee

Captains: Gary McGuire, Robert Jones, Tim Britton

Sept. 12	L	0-35	Oklahoma State	16,285
Sept. 26	W	38-34	Sam Houston State	21,705
Oct. 3	L	18-30	* Baylor	22,751
Oct. 10	L	17-22	* at Texas A&M	64,415
Oct. 17	L	35-37	at Wyoming	18,011
Oct. 24	L	17-21	* at Arkansas	34,820
Oct. 31	L	7-35	* at TCU	25,257
Nov. 7	W	60-40	* Texas	36,274
Nov. 14	W	37-7	at Temple	12,780
Nov. 21	T	10-10	* Texas Tech	19,295
Nov. 28	W	45-21	* at Rice	10,300

Home games played at the Houston Astrodome

1988

Overall: 9-3 • Southwest Conference: 5-2 (2nd)

National Ranking: 18th AP

Head Coach Jack Pardee

Captains: Jet Brown, William Gant, Johnny Jackson, Keith Jenkins					
Sept. 10	W	60-0	at Louisiana Tech	18,222	
Sept. 17	W	31-7	at Missouri	36,287	
Oct. 1	W	27-24	* at Baylor	34,719	
Oct. 8	L	16-30	* Texas A&M	42,361	
Oct. 15	W	82-28	Tulsa	14,068	
Oct. 22	L	21-26	* #13 Arkansas	21,775	
Oct. 29	W	40-12	* TCU	15,582	
Nov. 5	W	66-15	* at Texas	69,600	
Nov. 12	W	34-10	* #10 Wyoming	28,947	
#17	Nov. 19	W	30-29	* at Texas Tech	27,204
#14	Nov. 26	W	45-14	* Rice	16,923

Eagle Aloha Bowl - Honolulu, Hawaii

#14	Dec. 25	L	22-24	vs. #18 Washington State	
-----	---------	---	-------	--------------------------	--

Home games played at the Houston Astrodome



YEAR-BY-YEAR RESULTS

ANDRÉ WARE



1989

Overall: 9-2 • Southwest Conference: 5-2 (2nd)
National Rankings: 14th AP • 14th CNN/USA Today
Head Coach Jack Pardee

Captains: Kimble Anders, Joey Banas, Tyrone Jones, Alton Montgomery

#22	Sept. 2	W	69-0	at UNLV	22,416
#17	Sept. 23	W	36-7	at Arizona State	67,357
#14	Sept. 30	W	65-7	Temple	15,121
#12	Oct. 7	W	66-10	*Baylor	31,433
#8	Oct. 14	L	13-17	*at Texas A&M	66,423
#16	Oct. 21	W	95-21	*SMU	20,009
#12	Oct. 28	L	39-45	*at #13 Arkansas	55,112
#17	Nov. 4	W	55-10	*at TCU	19,212
#15	Nov. 11	W	47-9	*Texas	45,586
#13	Nov. 25	W	40-24	*#20 Texas Tech	30,097
#13	Dec. 2	W	64-0	*Rice	22,700

Home games played at the Houston Astrodome

JOHN JENKINS



John Jenkins presided over what was probably the most potent offense in the history of college football...the 1990 squad that went 10-1. Quarterback David Klingler set several NCAA records that year, including several that still stand today.

1990

Overall: 10-1 • Southwest Conference: 7-1 (2nd)
National Rankings: 10th AP • 12th CNN/USA Today
Head Coach John Jenkins

Captains: Reggie Burnette, Manny Hazard, Jason Jessup, Chuck Weatherspoon

#12	Sept. 8	W	37-9	UNLV	20,138
#10	Sept. 13	W	51-35	*at Texas Tech	36,794
#21	Sept. 29	W	24-22	*Rice	24,130
	Oct. 6	W	31-15	*at Baylor	36,289
	Oct. 13	W	36-31	*#20 Texas A&M	45,141
	Oct. 20	W	44-17	*at SMU	23,250
	Oct. 27	W	62-28	*Arkansas	27,352
	Nov. 3	W	56-35	*TCU	25,725
	Nov. 10	L	24-45	*at #14 Texas	82,457
	Nov. 17	W	84-21	Eastern Washington	17,050
	Dec. 1	W	62-45	vs. Arizona State (I)	50,000

*Home games played at the Houston Astrodome;
T - Played in Tokyo, Japan*

1991

Overall: 4-7 • Southwest Conference: 3-5 (7th)
Head Coach John Jenkins

Captains: Roman Anderson, David Klingler, Glenn Cadrez

Aug. 31	W	73-3	Louisiana Tech	30,082
Sept. 12	L	10-40	at #2 Miami (Fla.)	71,842
Sept. 27	L	10-51	at Illinois	60,182
Oct. 5	L	21-38	*#11 Baylor	37,022
Oct. 12	L	17-29	*at Arkansas	45,860
Oct. 19	W	49-20	*SMU	17,339
Oct. 26	L	18-27	*at #13 Texas A&M	65,812
Nov. 9	W	23-14	*Texas	47,911
Nov. 16	W	41-21	*at Rice	22,800
Nov. 23	L	45-49	*at TCU	26,432
Nov. 30	L	46-52	*Texas Tech	18,114

Home games played at the Houston Astrodome

1992

Overall: 4-7 • Southwest Conference: 2-5 (t6th)
Head Coach John Jenkins
Captains: Eric Blount, Freddie Gilbert, Chris Pezman, Jason Youngblood

Sept. 5	L	25-28	at Tulsa	33,619
Sept. 19	W	31-13	Illinois (D)	25,931
Sept. 26	L	7-61	at #4 Michigan	104,968
Oct. 3	W	63-7	Louisiana-Lafayette (R)	17,123
Oct. 17	L	23-29	*at Baylor	27,890
Oct. 24	L	38-45	*at Texas	66,038
Oct. 31	W	49-46	*TCU (D)	15,126
Nov. 7	L	16-41	*at SMU	14,273
Nov. 12	L	30-38	*#4 Texas A&M (D)	38,644
Nov. 21	L	35-44	*at Texas Tech	27,887
Nov. 28	W	61-34	*Rice (D)	15,006

D - Played at the Houston Astrodome; R - Played at Rice Stadium

KIM HELTON



Charged with rebuilding the Houston program that was racked with probation, Kim Helton not only guided the Cougars through the demise of the Southwest Conference and into Conference USA, but he also captured the inaugural league title in 1996.

1993

Overall: 1-9-1 • Southwest Conference: 1-5-1 (t7th)
Head Coach Kim Helton

Captains: Ryan McCoy, Jimmy Klingler

Sept. 4	L	7-49	at USC	49,438
Sept. 11	L	24-38	Tulsa (D)	15,138
Sept. 25	L	21-42	at #8 Michigan	104,196
Oct. 2	W	24-3	*Baylor (D)	20,123
Oct. 9	L	10-34	*at #14 Texas A&M	60,575
Oct. 16	T	28-28	*SMU (D)	15,973
Oct. 30	L	10-28	*at TCU	19,606
Nov. 4	L	16-34	*Texas (D)	26,163
Nov. 13	L	17-41	Cincinnati (D)	10,860
Nov. 20	L	7-58	*vs. Texas Tech (S)	28,652
Nov. 28	L	7-37	*at Rice	18,100

*Home games played at the Houston Astrodome;
S - Played in San Antonio, Texas*

1994

Overall: 1-10 • Southwest Conference: 1-6 (6th)
Head Coach Kim Helton

Captains: Clay Helton, Mike Meux, Billy Milner, Alfred Young

Sept. 1	L	13-35	Kansas (H-D)	18,150
Sept. 10	L	7-32	at Louisiana Tech	17,408
Sept. 17	L	0-16	Missouri (H-D)	18,310
Sept. 24	L	0-52	at #20 Ohio State	91,740
Oct. 8	L	7-38	*#10 Texas A&M (H-D)	40,184
Oct. 15	W	39-33	*at SMU	11,400
Oct. 22	L	10-31	*TCU	14,933

Oct. 29	L	13-52	*at Baylor	35,174
Nov. 12	L	13-48	*at Texas	56,654
Nov. 19	L	0-34	*vs. Texas Tech (S)	20,286
Nov. 26	L	13-31	*Rice	14,963

*Home games played at the Houston Astrodome;
S - Played in San Antonio, Texas*

1995

Overall: 2-9 • Southwest Conference: 2-5 (5th)
Head Coach Kim Helton

Captains: Larkay James, Thomas McGaughey, Chad O'Shea, Gerome Williams

Sept. 2	L	21-445	at #5 Florida	84,672
Sept. 9	L	7-19	Louisiana Tech (R)	20,520
Sept. 16	L	10-45	at USC	50,279
Sept. 23	L	13-20	at Kansas	37,500
Oct. 7	L	21-31	*at TCU	34,684
Oct. 14	L	7-47	*Baylor (D)	17,754
Oct. 21	W	38-15	*SMU (D)	13,850
Oct. 28	L	7-31	*at #19 Texas A&M	58,277
Nov. 11	L	20-52	*#11 Texas (D)	32,520
Nov. 25	L	26-38	*Texas Tech (D)	15,220
Dec. 2	W	18-17	*at Rice	28,400

*Rob - Played at Robertson Stadium;
D - Played at the Houston Astrodome*

1996

Overall: 7-5 • Conference USA: 4-1 (t1st)
Head Coach Kim Helton

Captains: Gary Haynes, Antowain Smith, Charles West

Aug. 31	W	43-25	Sam Houston St. (Rob)	14,110
Sept. 7	L	34-35	at #17 LSU	80,303
Sept. 14	W	42-35 (OT)	at Pittsburgh	27,648
Sept. 27	L	9-26	#15 USC (D)	21,035
Oct. 5	W	31-24	at Louisiana-Lafayette	18,247
Oct. 12	W	37-20	*Memphis (D)	15,553
Oct. 19	L	20-31	*at Cincinnati	19,064
Oct. 26	L	14-42	*#9 North Carolina (D)	16,850
Nov. 2	W	20-17	*at Tulane	14,474
Nov. 9	W	56-49 (OT)	*#20 Southern Miss (Rob)	18,107
Nov. 16	W	38-7	*Louisville (D)	19,651

St. Jude Liberty Bowl - Memphis, Tenn.

Dec. 27	L	17-30	vs. #23 Syracuse	49,163
---------	---	-------	------------------	--------

*D - Played at the Houston Astrodome;
Rob - Played at Robertson Stadium*

1997

Overall: 3-8 • Conference USA: 2-4 (t4th)
Head Coach Kim Helton

Captains: Keon Banks, Jay McGuire, Mike Parker

Aug. 30	L	17-42	at #16 Alabama	81,591
Sept. 6	L	3-35	California (D)	37,652
Sept. 13	L	24-35	Pittsburgh (Rob)	17,611
Sept. 27	W	45-43	at Minnesota	36,447
Oct. 4	L	10-66	at #22 UCLA	38,004
Oct. 18	W	41-38 (2OT)	*Cincinnati (Rob)	14,457
Oct. 25	W	36-22	*at Louisville	21,432
Nov. 1	L	3-24	*at Memphis	20,181
Nov. 8	L	27-28	*East Carolina (Rob)	17,051
Nov. 15	L	0-33	*at Southern Miss	20,091
Nov. 22	L	10-44	*Tulane (D)	11,618

*D - Played at the Houston Astrodome;
Rob - Played at Robertson Stadium*

1998

Overall: 3-8 • Conference USA: 2-4 (t5th)
Head Coach Kim Helton

Captains: Jason deGroot, Jerrian James, Micah Malone

Sept. 5	L	10-14	at California	33,000
Sept. 12	L	7-14	Minnesota	17,540
Sept. 19	L	24-42	#4 UCLA	19,540
Sept. 26	L	7-42	at #4 Tennessee	106,417
Oct. 3	W	35-14	*Memphis	13,140
Oct. 10	L	28-38	*Army	18,480
Oct. 24	W	31-9	at North Texas	13,899
Oct. 31	W	34-31	*at East Carolina	26,821
Nov. 7	L	15-21	*Southern Miss	16,260
Nov. 14	L	43-44	*at Cincinnati	16,886
Nov. 21	L	20-48	*at #12 Tulane	26,978

All home games played at Robertson Stadium



1999

Overall: 7-4 • Conference USA: 3-3 (6th)

Head Coach Kim Helton

Captains: Ketric Sanford, Mike James, Jeff Medford

Sept. 4	W	28-3	Rice	31,784
Sept. 11	L	10-37	at #21 Alabama	80,110
Sept. 18	W	45-0	Louisiana-Lafayette	15,686
Sept. 25	L	10-29	* at UAB	28,572
Oct. 9	W	23-20	* Cincinnati	22,315
Oct. 16	W	20-12	at North Carolina	32,000
Oct. 23	L	33-39	* at Louisville	27,261
Oct. 30	L	3-19	* #17 East Carolina	14,221
Nov. 6	W	36-31	* Tulane	16,008
Nov. 13	W	20-7	at LSU	76,671
Nov. 20	W	26-14	* at Army	35,526

All home games played at John O'Quinn Field at Robertson Stadium

DANA DIMEL



Dana Dimel arrived in Houston with a résumé of success both on the field and on the recruiting trail. His hard work in recruiting resulted in three straight Top 50 classes, and UH had the third-best turnaround in wins from the 2001 season.

2000

Overall: 3-8 • Conference USA: 2-5 (T7th)

Head Coach Dana Dimel

Captains: Jason McKinley, Mike Clark, Wayne Rogers, Josh Lovelady

Sept. 2	L	27-30 (OT)	at Rice	40,714
Sept. 9	L	13-28	at LSU	82,469
Sept. 16	W	31-30	* Army	25,112
Sept. 23	L	0-48	at #15 Texas	81,592
Sept. 30	W	17-15	SMU	17,496
Oct. 7	L	31-48	* at Cincinnati	17,647
Oct. 21	W	33-30 (3OT)	* at Memphis	26,662
Oct. 28	L	3-6	* #14 Southern Miss	17,565
Nov. 4	L	23-41	* at Tulane	16,785
Nov. 11	L	20-62	* at East Carolina	33,339
Nov. 18	L	13-32	* Louisville	3,006

All home games played at John O'Quinn Field at Robertson Stadium

2001

Overall: 0-11 • Conference USA: 0-7 (10th)

Head Coach Dana Dimel

Captains: Jabari Beauford, Jason Parker, Hamin Milligan, Orlando Iglesias, Clint deGroot

Sept. 1	L	14-21	Rice	23,985
Sept. 22	L	26-53	#5 Texas	31,784
Sept. 29	L	17-34	* TCU	19,708
Oct. 6	L	14-28	* at Army	32,845
Oct. 13	L	33-52	* Memphis	13,513
Oct. 20	L	28-29	* Cincinnati	16,107
Oct. 27	L	14-58	* at Southern Miss	26,162
Nov. 3	L	6-45	at USF	32,711
Nov. 10	L	10-34	* at #25 Louisville	40,479
Nov. 17	L	21-43	* UAB	11,647
Dec. 1	L	7-35	at #16 Georgia	86,520

All home games played at John O'Quinn Field at Robertson Stadium

2002

Overall: 5-7 • Conference USA: 3-5 (8th)

Head Coach Dana Dimel

Captains: Ronnie Braxton, Rex Hadnot, Bryan Hill,

Hanik Milligan, Joffrey Reynolds, Chris Robertson, Jesse Sowell				
Aug. 31	W	24-10	at Rice	30,747
Sept. 7	L	13-34	* Tulane	16,307
Sept. 14	W	36-17	Louisiana-Lafayette	19,569
Sept. 27	L	11-41	at #3 Texas	82,936
Oct. 5	L	17-34	* at TCU	24,088
Oct. 12	L	34-51	* at UAB	13,897
Oct. 19	W	56-42	* Army	16,469
Nov. 2	W	26-21	* at Memphis	20,532
Nov. 9	L	48-54 (3OT)	* East Carolina	13,669
Nov. 16	L	14-47	* at Cincinnati	14,023
Nov. 23	L	14-32	USF	12,856
Nov. 30	W	27-10	* Louisville	11,048

All home games played at John O'Quinn Field at Robertson Stadium

ART BRILES



When he accepted the head coaching job in December of 2002, Art Briles became the first former Cougar to take over the reins of the UH program. Briles led the Cougars to four bowl games in five seasons, capped by a league title in 2006.

2003

Overall: 7-6 • Conference USA: 4-4 (T4th)

Head Coach Art Briles

Aug. 30	W	48-14	Rice	25,355
Sept. 6	L	3-50	at #5 Michigan	109,580
Sept. 13	W	21-14	at Louisiana-Lafayette	11,127
Sept. 20	W	42-35	Mississippi State	26,233
Sept. 30	W	27-13	* at East Carolina	33,250
Oct. 11	W	45-42	* at Tulane	27,420
Oct. 18	L	14-45	* Memphis	22,623
Oct. 25	L	55-62	* #15 TCU	21,136
Nov. 8	L	10-31	* Southern Miss	20,377
Nov. 15	W	34-14	* at Army	31,638
Nov. 22	L	45-66	* at Louisville	33,268
Nov. 29	W	56-28	* UAB	15,120

Sheraton Hawai'i Bowl – Honolulu, Hawai'i

Dec. 25 L 48-54 (3OT) vs. Hawai'i 29,005

All home games played at John O'Quinn Field at Robertson Stadium

2004

Overall: 3-8 • Conference USA: 3-5 (T6th)

Head Coach Art Briles

Sept. 5	L	7-10	at Rice (Rel.)	28,726
Sept. 11	L	13-63	at #2 Oklahoma	84,280
Sept. 18	W	35-21	* Army (Rob.)	18,687
Sept. 23	L	13-38	#4 Miami, Fla. (Rel.)	36,698
Oct. 2	L	14-41	* at Memphis	35,297
Oct. 7	L	29-35 (OT)	* at Southern Miss	28,625
Oct. 23	L	27-34	* at TCU	36,276
Oct. 30	W	24-3	* Tulane (Rob.)	17,204
Nov. 6	W	34-24	* East Carolina (Rob.)	13,069
Nov. 13	L	7-20	* at UAB	13,240
Nov. 20	L	27-65	* #8 Louisville (Rob.)	20,176

Rob. – Played at John O'Quinn Field at Robertson Stadium;

Rel – Played at Reliant Stadium

2005

Overall: 6-6 • Conference USA: 4-4 (3rd)

Head Coach Art Briles

Sept. 1	L	24-38	Oregon (Rel.)	19,981
Sept. 10	W	31-10	Sam Houston St. (Rob.)	15,649
Sept. 16	L	41-44 (2OT)	* at UTEP	45,558
Oct. 1	W	30-23	* at Tulsa	15,580
Oct. 8	W	35-14	* vs. Tulane (L)	15,454
Oct. 15	L	20-35	* Memphis (Rob.)	12,800
Oct. 22	W	28-16	at Mississippi State	40,957
Nov. 5	L	29-31	* at UCF	32,635
Nov. 13	W	27-24	* Southern Miss (Rob.)	15,119
Nov. 19	L	24-29	* SMU (Rob.)	14,650
Nov. 26	W	35-18	* Rice (Rob.)	12,125

Fort Worth Bowl – Fort Worth, Texas

Dec. 23 L 13-42 vs. Kansas 33,505

Rob. – Played at John O'Quinn Field at Robertson Stadium; Rel. – Played at Reliant Stadium

2006

Overall: 10-4 • Conference USA: 7-1 (Champions)

Head Coach Art Briles

Sept. 2	W	31-30	* at Rice	23,352
Sept. 9	W	45-7	* Tulane	16,506
Sept. 16	W	42-22	Grambling State	27,302
Sept. 23	W	34-25	Oklahoma State	28,260
Sept. 30	L	13-14	at Miami, Fla.	36,107
Oct. 7	L	28-31	Louisiana-Lafayette	17,543
Oct. 14	L	27-31	* at Southern Miss	32,317
Oct. 21	W	34-17	* UTEP	18,154
Oct. 28	W	51-31	* UCF	13,242
Nov. 4	W	27-10	* Tulsa	22,542
Nov. 11	W	37-27	* at SMU	20,350
Nov. 18	W	23-20 (OT)	* at Memphis	20,344

C-USA Championship – Houston, Texas (Robertson Stadium)

Dec. 1 W 34-20 Southern Miss 31,818^

AutoZone Liberty Bowl – Memphis, Tenn.

Dec. 29 L 36-44 South Carolina 56,103

All home games played at John O'Quinn Field at Robertson Stadium

^ – Largest crowd in stadium history

2007

Overall: 8-5 • Conference USA: 6-2 (T1st-West)

Head Coach Art Briles/Chris Thurmond

Sept. 1	L	27-48	at Oregon	57,662
Sept. 15	W	34-10	* at Tulane	21,311
Sept. 22	W	38-27	Colorado State	22,468
Sept. 29	L	35-37	* East Carolina	20,719
Oct. 6	L	24-30	at Alabama	92,138
Oct. 13	W	56-48	* Rice	26,514
Oct. 20	W	49-10	* at UAB	11,588
Oct. 27	W	34-31	* at UTEP	35,116
Nov. 4	W	38-28	* SMU	22,274
Nov. 10	L	7-56	* at Tulsa	25,428
Nov. 17	W	35-28	* Marshall	21,116
Nov. 24	W	59-6	Texas Southern	12,139

Texas Bowl – Houston (Reliant Stadium)

Dec. 28 L 13-20 vs. TCU 62,097

All home games played at John O'Quinn Field at Robertson Stadium

Thurmond coached the team in the Texas Bowl



SITUATIONAL RECORDS

THE COUGARS IN ...

HOME COMING GAMES

32-27-3

1946	North Texas 7, UH 3
1947	Texas State 2, UH 0
1948	Stephen F. Austin 21, UH 13
1949	UH 27, Hardin-Simmons 27
1950	UH 36, William & Mary 18
1951	Baylor 19, UH 0
1952	UH 33, Tulsa 7
1953	UH 33, Tennessee 19
1954	Arkansas 19, UH 0
1955	UH 26, Villanova 14
1956	UH 14, Texas A&M 14
1957	Auburn 48, UH 7
1958	Tulsa 25, UH 20
1959	North Texas State 7, UH 6
1960	UH 14, Cincinnati 0
1961	Alabama 17, UH 0
1962	UH 35, Tulsa 31
1963	Mississippi 20, UH 6
1964	UH 13, Florida State 13
1965	UH 17, Mississippi 3
1966	UH 73, Tulsa 14
1967	UH 15, Georgia 14
1968	UH 100, Tulsa 6
1969	UH 25, Mississippi 11
1970	Alabama 30, UH 21
1971	UH 14, Florida State 7
1972	UH 48, Colorado State 13
1973	UH 34, Florida State 7
1974	UH 13, Memphis State 10
1975	SMU 26, UH 16
1976	UH 49, TCU 21
1977	SMU 37, UH 23
1978	UH 20, Arkansas 9
1979	UH 37, SMU 10
1980	UH 24, Arkansas 17
1981	SMU 38, UH 22
1982	Arkansas 38, UH 3
1983	Texas 9, UH 3
1984	Arkansas 17, UH 3
1985	SMU 37, UH 13
1986	Arkansas 30, UH 13
1987	UH 10, Texas Tech 10
1988	UH 40, TCU 12
1989	UH 95, SMU 21
1990	UH 56, TCU 35
1991	UH 49, SMU 20
1992	UH 49, TCU 46
1993	UH 28, SMU 28
1994	Texas A&M 38, UH 7
1995	Texas 52, UH 20
1996	UH 56, Southern Miss 49 (OT)
1997	East Carolina 28, UH 27
1998	Southern Miss, 21, UH 15
1999	UH 23, Cincinnati 20
2000	Southern 6, UH 3
2001	Cincinnati 29, UH 28
2002	East Carolina 54, UH 48 (3OT)
2003	Southern Miss 31, UH 10
2004	UH 34, East Carolina 24
2005	UH 27, Southern Miss 24
2006	UH 27, Tulsa 10
2007	UH 35, Marshall 28

SEASON OPENERS

30-30-2

9/21/46	Louisiana-Lafayette 13, UH 7
9/20/47	UH 19, Centenary 7
9/18/48	UH 14, Texas A&I 0
9/17/49	William & Mary 14, UH 13
9/23/50	St. Bonaventure 29, UH 14
9/22/51	Baylor 19, UH 0
9/20/52	Texas A&M 21, UH 13
9/26/53	UH 14, Texas A&M 14
9/18/54	Baylor 53, UH 3
9/17/55	UH 54, Montana 12
9/29/56	UH 18, Mississippi State 7
9/21/57	UH 7, Miami (FL) 0
9/27/58	UH 39, Texas A&M 14
9/19/59	Mississippi 16, UH 0
9/17/60	Mississippi 42, UH 0
9/23/61	UH 7, Texas A&M 7
9/22/62	UH 19, Baylor 0
9/21/63	Auburn 21, UH 14
9/12/64	UH 34, Trinity 7
9/11/65	Tulsa 14, UH 0
9/17/66	UH 21, Florida State 13
9/15/67	UH 33, Florida State 13
9/14/68	UH 54, Tulane 7
9/20/69	Florida 59, UH 34
9/19/70	UH 42, Syracuse 15
9/11/71	UH 23, Rice 21
9/9/72	Rice 14, UH 13
9/15/73	UH 24, Rice 6
9/7/74	Arizona State 30, UH 9
9/6/75	UH 20, Lamar 3
9/11/76	UH 23, Baylor 5
9/12/77	UH 17, UCLA 13
9/16/78	Memphis State 17, UH 3
9/8/79	UH 24, UCLA 16
9/13/80	Arizona State 29, UH 13
9/5/81	UH 21, New Mexico 10
9/11/82	Miami (FL) 31, UH 12
9/1/83	UH 45, Rice 14
9/15/84	UH 30, Miami (OH) 17
9/7/85	Tulsa 31, UH 24
9/6/86	Arizona 37, UH 3
9/12/87	Oklahoma St. 35, UH 0
9/10/88	UH 60, Louisiana Tech 0
9/2/89	UH 69, UNLV 0
9/8/90	UH 37, UNLV 9
8/31/91	UH 73, Louisiana Tech 3
9/5/92	Tulsa 28, UH 25
9/4/93	USC 49, UH 7
9/1/94	Kansas 35, UH 13
9/2/95	Florida 45, UH 21
8/31/96	UH 43, Sam Houston St. 25
8/30/97	Alabama 42, UH 17
9/5/98	California 14, UH 10
9/4/99	UH 28, Rice 3
9/2/00	Rice 30, UH 27 (OT)
9/1/01	Rice 21, UH 14
8/31/02	UH 24, Rice 10
8/30/03	UH 48, Rice 14
9/5/04	Rice 10, UH 7
9/1/05	Oregon 38, UH 24
9/2/06	UH 31, Rice 30
9/1/07	Oregon 48, UH 27

HOME OPENERS

34-28

9/21/46	SW Louisiana 13, UH 7
9/20/47	UH 19, Centenary 7
9/18/48	UH 14, Texas A&I 0
9/17/49	William & Mary 14, UH 13
9/23/50	St. Bonaventure 29, UH 14
9/22/51	Baylor 19, UH 0
9/20/52	Texas A&M 21, UH 13
10/17/53	Oklahoma State 14, UH 7
10/9/54	UH 10, Texas A&M 7
9/17/55	UH 54, Montana 12
9/29/56	UH 18, Mississippi State 7
9/21/57	UH 7, Miami (Fla.) 0
9/27/58	UH 39, Texas A&M 14
9/19/59	Mississippi 16, UH 0
9/17/60	Mississippi 42, UH 0
9/30/61	Mississippi State 10, UH 7
9/22/62	UH 19, Baylor 0
9/21/63	Auburn 21, UH 14
9/12/64	UH 34, Trinity 7
9/11/65	Tulsa 14, UH 0
9/23/66	UH 21, Washington State 7
9/15/67	UH 33, Florida State 13
9/14/68	UH 54, Tulane 7
10/4/69	UH 74, Mississippi State 0
9/19/70	UH 42, Syracuse 15
10/2/71	UH 34, San Jose State 20
9/16/72	Arizona St. 33, UH 28
9/15/73	UH 24, Rice 6
9/21/74	Miami (Fla.) 20, UH 3
9/6/75	UH 20, Lamar 3
9/25/76	UH 21, Texas A&M 10
9/12/77	UH 17, UCLA 13
9/23/78	UH 42, Utah 25
9/15/79	UH 14, Florida 10
9/20/80	Miami (Fla.) 14, UH 7
9/5/81	UH 21, New Mexico 10
9/18/82	Arizona State 24, UH 10
9/10/83	Miami (Fla.) 29, UH 7
9/15/84	UH 30, Miami (Ohio) 17
9/21/85	Washington 29, UH 12
9/27/86	Tulsa 24, UH 14
9/12/87	Oklahoma State 35, UH 0
10/8/88	Texas A&M 30, UH 16
9/30/89	UH 65, Temple 7
9/8/90	UH 37, UNLV 9
8/31/91	UH 73, Louisiana Tech 3
9/19/92	UH 31, Illinois 13
9/11/93	Tulsa 38, UH 24
9/1/94	Kansas 35, UH 13
9/9/95	Louisiana Tech 19, UH 7
8/31/96	UH 43, Sam Houston State 25
9/6/97	California 35, UH 3
9/12/98	Minnesota 14, UH 7
9/4/99	UH 28, Rice 3
9/16/00	UH 31, Army 30
9/1/01	Rice 21, UH 14
9/7/02	Tulane 34, UH 13
8/30/03	UH 48, Rice 14
9/18/04	UH 35, Army 21
9/1/05	Oregon 38, UH 24
9/9/06	UH 45, Tulane 7
9/22/07	UH 38, Colorado State 27

ROAD OPENERS

17-41-3

9/27/46	UH 14, @West Texas State 12
10/11/47	@Texas A&I 13, UH 0
9/25/48	@Texas Western 35, UH 7
10/8/49	UH 28, @USL 7
9/30/50	@Baylor 34, UH 7
9/28/51	UH 33, @Detroit 7
9/27/52	UH 17, @Arkansas 7
9/26/53	UH 14, @Texas A&M 14
9/18/54	@Baylor 53, UH 3
10/1/55	@Texas A&M 21, UH 3
10/6/56	@Ole Miss 14, UH 0
9/28/57	@Baylor 14, UH 6
10/4/58	UH 34, @Cincinnati 13
10/10/59	@Texas A&M 28, UH 6
9/24/60	UH 14, @Mississippi State 10
9/23/61	UH 7, @Texas A&M 7
9/22/62	@Ole Miss 40, UH 7
9/28/63	@Baylor 27, UH 0
9/19/64	@Auburn 30, UH 0
10/9/65	@Texas A&M 10, UH 7
10/22/66	@Ole Miss 27, UH 6
9/23/67	UH 37, @Michigan State 7
9/21/68	UH 20, @Texas 20
9/20/69	@Florida 59, UH 34
9/26/70	@Oklahoma State 26, UH 17
9/11/71	UH 23, @Rice 21
9/9/72	@Rice 14, UH 13
9/29/73	UH 35, @Memphis State 21
9/7/74	@Arizona State 30, UH 9
10/11/75	@North Texas State 28, UH 0
9/11/76	UH 23, @Baylor 5
9/17/77	@Penn State 31, UH 14
9/16/78	@Memphis State 17, UH 3
9/8/79	UH 24, @UCLA 16
9/13/80	@Arizona State 29, UH 13
9/19/81	@Miami (Fla.) 12, UH 7
9/11/82	@Miami (Fla.) 31, UH 12
9/1/83	UH 45, @Rice 14
9/22/84	@Washington 35, UH 7
9/7/85	@Tulsa 31, UH 24
9/6/86	@Arizona 37, UH 3
10/10/87	@Texas A&M 22, UH 17
9/10/88	UH 60, @Louisiana Tech 0
9/2/89	UH 69, @UNLV 0
9/13/90	UH 51, @Texas Tech 35
9/12/91	@Miami (Fla.) 40, UH 10
9/5/92	@Tulsa 28, UH 25
9/4/93	@USC 49, UH 7
9/10/94	@Louisiana Tech 32, UH 7
9/2/95	@Florida 45, UH 21
9/7/96	@LSU 35, UH 34
8/30/97	@Alabama 42, UH 17
9/5/98	@California 14, UH 10
9/11/99	@Alabama 37, UH 10
9/2/00	@Rice 30, UH 27 (OT)
10/6/01	@Army 28, UH 14
8/31/02	UH 24, @Rice 10
9/6/03	@Michigan 50, UH 3
9/5/04	@Rice 10, UH 7
9/16/05	@UTEP 44, UH 41 (2OT)
9/2/06	UH 31, @Rice 30
9/1/07	@Oregon 48, UH 27

THE COUGARS IN ...

CONFERENCE OPENERS 29-15-1

Lone Star Conference (1-2)

10/19/46	@East Texas State 20, UH 14
10/18/47	East Texas State 33, @UH 7
10/16/48	UH 18, @East Texas State 7

Gulf Coast Conference (0-1)

10/29/49	@Midwestern State 33, UH 21
----------	-----------------------------

Missouri Valley Conference (9-0)

9/22/51	UH 33, @Detroit 7
10/4/52	UH 10, @Oklahoma State 7
10/9/53	UH 25, @Detroit 19
10/16/54	UH 14, @Oklahoma State 7
10/7/55	UH 7, @Detroit 0
10/20/56	UH 13, @Oklahoma State 0
10/5/57	UH 7, @Cincinnati 0
10/4/58	UH 34, @Cincinnati 13
10/3/59	@UH 13, Cincinnati 12

Southwest Conference (11-8-1)

9/11/76	UH 23, @Baylor 5
10/1/77	@UH 28, Baylor 24
10/7/78	UH 20, @Baylor 18
10/6/79	@UH 13, Baylor 10
10/4/80	@Baylor 24, UH 12
10/3/81	@UH 24, Baylor 3
10/2/82	UH 21, @Baylor 21
9/1/83	UH 45, @Rice 14
10/6/84	UH 27, @Baylor 17
10/5/85	Baylor 24, @UH 21
10/4/86	@Baylor 27, UH 13
10/3/87	Baylor 30, @UH 18
10/1/88	UH 27, @Baylor 24
10/7/89	@UH 66, Baylor 10
9/13/90	UH 51, @Texas Tech 35
10/5/91	Baylor 38, @UH 21
10/17/92	@Baylor 29, UH 23
10/2/93	@UH 24, Baylor 3
10/8/94	Texas A&M 38, @UH 7
10/7/95	@TCU 31, UH 21

Conference USA (8-4)

10/12/96	@UH 37, Memphis 20
10/18/97	@UH 41, Cincinnati 38 (20T)
10/3/98	@UH 35, Memphis 14
9/25/99	@UAB 29, UH 10
9/16/00	@UH 31, Army 30
9/29/01	TCU 34, @UH 17
9/7/02	Tulane 34, @UH 13
9/30/03	UH 27, @East Carolina 13
9/18/04	@UH 35, Army 31
9/16/05	@UTEP 44, UH 41 (20T)
9/2/06	UH 31, @Rice 30
9/15/07	UH 34, @Tulane 10

CONFERENCE ROAD OPENERS 23-21-1

Lone Star Conference (1-2)

10/19/46	@East Texas State 20, UH 14
11/8/47	@Stephen F. Austin 25, UH 14
10/16/48	UH 18, @East Texas State 7

Gulf Coast Conference (0-1)

10/29/49	@Midwestern State 33, UH 21
----------	-----------------------------

Missouri Valley Conference (9-0)

9/22/51	UH 33, @Detroit 7
10/4/52	UH 10, @Oklahoma State 7
10/9/53	UH 25, @Detroit 19
10/16/54	UH 14, @Oklahoma State 7
10/7/55	UH 7, @Detroit 0
10/20/56	UH 13, @Oklahoma State 0
10/5/57	UH 7, @Cincinnati 0
10/4/58	UH 34, @Cincinnati 13
10/31/59	UH 22, @Tulsa 13

Southwest Conference (8-11-1)

9/11/76	UH 23, @Baylor 5
10/22/77	@Arkansas 34, UH 0
10/7/78	UH 20, @Baylor 18
10/13/79	UH 17, @Texas A&M 14
10/4/80	@Baylor 24, UH 12
10/10/81	@Texas A&M 7, UH 6
10/2/82	UH 21, @Baylor 21
9/1/83	UH 45, @Rice 14
10/6/84	UH 27, @Baylor 17
10/12/85	@Texas A&M 43, UH 16
10/4/86	@Baylor 27, UH 13
10/10/87	@Texas A&M 22, UH 17
10/1/88	UH 27, @Baylor 24
10/14/89	@Texas A&M 17, UH 13
9/13/90	UH 51, @Texas Tech 35
10/12/91	@Arkansas 29, UH 17
10/17/92	@Baylor 29, UH 23
10/9/93	@Texas A&M 34, UH 10
10/15/94	UH 39, @SMU 33
10/7/95	@TCU 31, UH 21

Conference USA (5-7)

10/19/96	@Cincinnati 31, UH 20
10/25/97	UH 36, @Louisville 22
10/31/98	UH 34, @East Carolina 31
9/25/99	@UAB 29, UH 10
10/7/00	@Cincinnati 48, UH 31
10/6/01	@Army 28, UH 14
10/5/02	@TCU 34, UH 17
9/30/03	UH 27, @East Carolina 13
10/2/04	@Memphis 41, UH 14
9/16/05	@UTEP 44, UH 41 (20T)
9/2/06	UH 31, @Rice 30
9/15/07	UH 34, @Tulane 10

SEASON FINALES 40-21-1

1946	*Sam Houston St. (H)	L	28-6
1947	*Sam Houston St. (A)	L	23-0
1948	*Sam Houston St. (H)	W	22-13
1949	Saint Louis (A)	W	35-0
1950	Tulsa (H)	L	28-21
1951	North Texas State (A)	W	20-14
1952	Wyoming (H)	W	20-0
1953	Tennessee (H)	W	33-19
1954	*Detroit (H)	W	19-7
1955	Wyoming (H)	W	26-14
1956	*Detroit (H)	W	39-7
1957	*Tulsa (A)	W	13-7
1958	Texas Tech (H)	W	22-17
1959	Washington State (H)	L	32-18
1960	Tulsa (H)	L	26-16
1961	Oregon State (H)	W	23-12
1962	Cincinnati (H)	W	42-14
1963	Louisville (H)	W	21-7
1964	Cincinnati (H)	L	20-6
1965	Florida State (A)	T	16-16
1966	Utah (H)	W	34-14
1967	Tulsa (A)	L	22-13
1968	Florida State (A)	L	40-20
1969	Florida State (H)	W	41-13
1970	Miami, Fla. (A)	W	36-3
1971	Utah (H)	W	42-16
1972	Cincinnati (H)	W	49-0
1973	Tulsa (H)	W	35-16
1974	Tulsa (A)	L	30-14
1975	Tulsa (H)	W	42-30
1976	Miami, Fla. (H)	W	21-16
1977	*Texas A&M (A)	L	27-7
1978	*Rice (H)	W	49-25
1979	*Rice (A)	W	63-0
1980	*Rice (H)	L	35-7
1981	*Rice (A)	W	40-3
1982	*Rice (H)	W	28-21
1983	*SMU (N)	L	34-23
1984	*Rice (H)	W	38-26
1985	*Rice (A)	W	24-20
1986	*Rice (H)	L	14-13
1987	*Rice (A)	W	45-21
1988	*Rice (H)	W	45-14
1989	*Rice (A)	W	64-0
1990	Arizona State (N)	W	62-45
1991	*Texas Tech (H)	L	52-46
1992	*Rice (H)	W	61-34
1993	*Rice (A)	L	37-7
1994	*Rice (H)	L	31-13
1995	*Rice (A)	W	18-17
1996	*Louisville (H)	W	38-7
1997	*Tulane (H)	L	44-10
1998	*Tulane (A)	L	48-20
1999	*Army (A)	W	26-14
2000	*Louisville (H)	L	32-13
2001	Georgia (A)	L	35-7
2002	*Louisville (H)	W	27-10
2003	*UAB (H)	W	56-28
2004	*Louisville (H)	L	65-27
2005	*Rice (H)	W	35-18
2006	*Memphis (A)	W (OT)	23-20
2007	Texas Southern (H)	W	59-6

HOME FINALES 44-17-1

1946	*Sam Houston St. (H)	L	28-6
1947	*Southwest Texas	L	2-0
1948	*Sam Houston State	W	22-13
1949	*Trinity	W	28-21
1950	Tulsa	L	28-21
1951	*Oklahoma State	W	31-7
1952	Wyoming	W	20-0
1953	Tennessee	W	33-19
1954	*Detroit	W	19-7
1955	Wyoming	W	26-14
1956	*Detroit	W	39-7
1957	Auburn	L	48-7
1958	Texas Tech	W	22-17
1959	Washington State	L	32-18
1960	Tulsa	L	26-16
1961	Oregon State	W	23-12
1962	Cincinnati	W	42-14
1963	Louisville	W	21-7
1964	Cincinnati	L	20-6
1965	Kentucky	W	38-21
1966	Utah	W	34-14
1967	Idaho	W	77-6
1968	Tulsa	W	100-6
1969	Florida State	W	41-13
1970	Wake Forest	W	26-2
1971	Utah	W	42-16
1972	Cincinnati	W	49-0
1973	Tulsa	W	35-16
1974	Memphis State	W	13-10
1975	Tulsa	W	42-30
1976	Miami (Fla.)	W	21-16
1977	*Texas Tech	W	45-7
1978	*Rice	W	49-25
1979	*Texas Tech	W	14-10
1980	*Rice	L	35-7
1981	*Texas Tech	W	15-7
1982	*Rice	W	28-21
1983	*Texas Tech	W	43-41
1984	*Rice	W	38-26
1985	*Texas Tech	W	17-16
1986	*Rice	L	14-13
1987	*Texas Tech	T	10-10
1988	*Rice	W	45-14
1989	*Texas Tech	W	40-24
1990	*Eastern Washington	W	84-21
1991	*Texas Tech	L	52-46
1992	*Rice	W	61-34
1993	Cincinnati	L	41-17
1994	*Rice	L	31-13
1995	*Texas Tech	L	38-26
1996	*Louisville	W	38-7
1997	*Tulane	L	44-10
1998	*Southern Miss	L	21-15
1999	*Tulane	W	36-31
2000	*Louisville	L	32-13
2001	*UAB	L	43-21
2002	*Louisville	W	27-10
2003	*UAB	W	56-28
2004	*Louisville	L	65-27
2005	*Rice	W	35-18
2006	Southern Miss	W	34-20
2007	Texas Southern	W	59-6


*--indicates a conference game



BOWL GAMES IN REVIEW

HOUSTON IN BOWLS, YEAR-BY-YEAR

Season	Bowl	Opponent	W/L	Score
1951	Salad	Dayton	W	26-21
1962	Tangerine	Miami (Ohio)	W	49-21
1969	Bluebonnet	Auburn	W	36-7
1971	Bluebonnet	Colorado	L	17-29
1973	Bluebonnet	Tulane	W	47-7
1974	Bluebonnet	N.C. State	T	31-31
1976	Cotton	Maryland	W	30-21
1978	Cotton	Notre Dame	L	34-35
1979	Cotton	Nebraska	W	17-14
1980	Garden State	Navy	W	35-0
1981	Sun	Oklahoma	L	14-40
1984	Cotton	Boston College	L	28-45
1988	Aloha	Wash. State	L	22-24
1996	Liberty	Syracuse	L	17-30
2003	Hawai'i	Hawai'i	L	48-54 (3OT)
2005	Fort Worth	Kansas	L	13-42
2006	Liberty	South Carolina	L	36-44
2007	Texas	TCU	L	13-20



1952 SALAD BOWL

DAYTON	21
HOUSTON	26

January 1, 1952 • Montgomery Stadium
Phoenix, Ariz. • Att: 17,000

A crowd of 17,000 saw Houston defeat Dayton, 26-21, in the Fifth Annual Salad Bowl in Phoenix, Ariz., the Cougars' first-ever bowl appearance. Houston's Gene Shannon, a 1,000-yard rusher during the regular season, scored all four of the Cougars' touchdowns and was named MVP of the contest.

Shannon rushed for 175 yards on 28 carries, including 129 yards in the first half. Behind the blocking of fellow running backs Randy Owens (who gained 76 yards on the day) and Warren Ramsey (83 yards), and linemen Howard Clapp, Buck Miller and Lloyd Holloway, Shannon gained more yards than the entire Dayton team.

Dayton took a 7-0 lead in the first quarter on a seven-yard run by Bobby Recker and Paul Spakowski's extra point. Houston responded immediately with a 65-yard, six-play drive, with Shannon scoring on a 15-yard run with 10 seconds left in the first. Owens' extra point try failed, and UH trailed 7-6 after one.

The Flyers added two more scores in the second period, including a touchdown with 44 seconds left in the half on a 36-yard pass from Frank Siggins to Ed Currin to cap a 70-yard drive. Houston countered with one score, on a Shannon 19-yard gallop, and the Cougars trailed 21-13 at the half.

The Houston defense, led by Jack Howton, asserted itself in the second half. Howton intercepted a pair of passes and recovered a fumble as the Cougar defense limited Dayton to just five yards rushing in the stanza.

UH pulled within one point, 21-20, on Shannon's third rushing TD, a one-yard run at 9:40 of the third quarter. His run ended a seven-play, 72-yard drive, and Owens added the kick.

Another Shannon run provided the final points of the game and gave UH its first and only lead of the game. The senior's 10-yard burst with 7:50 remaining in the third period provided the final margin as neither team was able to score in the fourth quarter.

	1	2	3	4	Final
Dayton	7	14	0	0	- 21
Houston	6	7	13	0	- 26

SCORING SUMMARY:

UD - Recker 7 run (Spakowski kick), 3:15
 UH - Shannon 15 run (kick failed), 0:10
 UD - Recker 25 pass from Siggins (Spakowski kick), 9:00
 UH - Shannon 19 run (Owens kick), 4:13
 UD - Currin 36 pass from Siggins (Spakowski kick), 0:44
 UH - Shannon 1 run (Owens kick), 9:40
 UH - Shannon 10 run (kick blocked), 7:50

Statistics	UD	UH
First Downs	11	21
Rushing Yards	124	341
Passing Yards	183	124
Total Offense	307	465
Passing (A-C-I)	22-10-2	7-4-1
Fumbles-Lost	3-1	6-3
Penalties-Yards	5-45	7-35
Punts - Avg.	6-45.8	4-34.7

Rushing - UH: Shannon 28-175, Ramsey 13-83, Owens 9-75, Clatterbuck 8-(-3), Hampel 1-11.

Passing - UH: Clatterbuck 7-4-1.

Receiving - UH: Ramsey 2-46, Hampel 1-46, Clapp 1-32.



WARREN RAMSEY



1962 TANGERINE BOWL

MIAMI (OHIO)	21
HOUSTON	49

December 22, 1962 • Tangerine Bowl
Orlando, Fla. • Att: 20,000

Under first-year head coach Bill Yeoman, Houston scored five straight touchdowns, including four in the second quarter, to power the Cougars to a 49-21 victory over Miami of Ohio in the 17th Annual Tangerine Bowl in Orlando, Florida.

Senior quarterback Billy Roland led the Cougars offense by completing 11-of-17 passes for 199 yards and three touchdowns to earn the game's Most Valuable Player Award.

After Miami missed a field goal on its first drive, the Redskins took possession on the UH 28-yard line after an interception. UM took advantage of the turnover with a nine-yard touchdown pass to take a 7-0 lead.

After tying the game late in the first quarter on Joe Lopasky's three-yard run and Bill McMillan's extra-point, Houston's Bobby Brezina scored a pair of touchdowns to start the UH onslaught. The Cougars took advantage of an interception by Bill Van Osdel, scoring on two plays from the Miami six. On Houston's next drive, Roland hit Brezina with a 44-yard touchdown bomb to give UH a 21-7 lead.

The UH defense held again, and on the ensuing Miami punt, Lopasky took the ball back 70 yards for a touchdown and a 28-7 UH lead. The Cougars closed out the half with a 60-yard touchdown drive, ending with a four-yard pass from Roland to McMillan with 18 seconds left in the half. Houston took a 35-7 lead into the locker room at halftime.

Miami scored with 4:50 left in the third quarter to close the gap to 35-14 before Lopasky notched his third of four touchdowns on the day on a one-yard run. His score finished a 78-yard, six-play drive, while McMillan's seventh PAT established a new school record.

Each team added a touchdown in the final stanza, Houston scoring on a 14-yard Roland to Lopasky hook-up.

	1	2	3	4	Final
Miami	7	0	7	7	- 21
Houston	7	28	7	7	- 49

SCORING SUMMARY:

MU - 9 pass from Kellerman (Jencks kick), 9:08
UH - Lopasky 3 run (McMillan kick), 2:14
UH - Brezina 1 run (McMillan kick), 11:40
UH - Brezina 44 pass from Roland (McMillan kick), 5:51
UH - Lopasky 70 punt return (McMillan kick), 3:58
UH - McMillan 4 pass from Roland (McMillan kick), 0:18
MU - Kellerman 1 run (Jencks kick), 4:50
UH - Lopasky 4 run (McMillan kick), 1:14
MU - Neumeier 11 run (Jencks kick), 12:14
UH - Lopasky 14 pass from Roland (McMillan kick), 6:15


Statistics

	MU	UH
First Downs	17	18
Rushing Yards	34-54	40-207
Passing Yards	265	206
Total Offense	74-319	59-413
Passing (A-C-I)	40-17-2	19-13-1
Fumbles-Lost	1-0	0-0
Penalties-Yards	7-83	7-61
Punts - Avg.	5-38.2	3-41.3

Rushing - UH: Brezina 11-55, Roland 7-48; MU: Longworth 6-27.

Passing - UH: Roland 11-17-1-199; MU: Kellerman 17-40-2-205.

Receiving - UH: Lopasky 3-81, Brezina 2-58; MU: Myers 5-75, Jencks 5-75.



JOE LOPASKY

1969 BLUEBONNET BOWL

AUBURN	7
HOUSTON	36

December 31, 1969 • Houston Astrodome
Houston, Texas • Att: 53,203

A match-up between two of the top offensive teams in the country saw the Houston defense carry the day as the Cougars shut down Auburn to win the 1969 Astro-Bluebonnet Bowl, 36-7, in the Astrodome. The crowd of 55,203 saw Bill Yeoman's Cougars finish the year with their ninth straight victory and a No. 12 ranking in the final Associated Press poll.

Houston halfback Jim Strong gained 184 yards on 32 carries to lead the UH offense and gain MVP honors. Defensively, Glen Lewis and Ronny Peacock were the Cougars' stars on a unit which allowed Auburn only one yard rushing in the game. Lewis recorded eight tackles and blocked a field goal while Peacock was in on four tackles and deflected four passes.

Auburn's Terry Beasley fumbled the opening kickoff and Houston safety Nick Holm recovered to set up the Cougars' first touchdown, a one-yard run by quarterback Gary Mullins just 3:30 into the game. Following an Auburn punt, the Cougars drove 70 yards in 14 plays and Carlos Lopez kicked a 27-yard field goal to give UH a 10-0 lead at the start of the second quarter.

The UH defense stymied Auburn and sophomore quarterback Pat Sullivan again on the Tigers' next possession, forcing a punt. On first-and-10 from its own 16-yard line, Strong galloped 74 yards to the Auburn 10, setting up Houston's second touchdown, which he scored on a one-yard run. Lopez PAT missed, but Houston led 16-0 with 11:44 remaining in the half.

The teams traded punts until Auburn's Mickey Zofko completed a 36-yard halfback option pass to receiver Connie Frederick for the Tigers' only score. At halftime, Houston led 16-7.

The Tigers would get no closer. Houston scored 20 points on three touchdowns in the second half. Ted Heiskell's one-yard touchdown run came at the end of an eight-play, 71-yard drive. The two-point conversion pass failed, but UH led 22-7.

After a scoreless remainder of the quarter, Houston put the Tigers away on its first drive of the final period. Strong scored his second touchdown of the day, on a 12-yard run. A 20-yard pass from backup quarterback Rusty Clark to Tommy Mozisek with 35 seconds left provided the final margin.

The two teams combined to break or tie 22 Bluebonnet Bowl records. Houston totalled 516 yards on 83 plays in the game, while Auburn netted just 189 total yards, including 188 passing.

	1	2	3	4	Final
Auburn	0	7	0	0	- 7
Houston	7	9	6	14	- 36

SCORING SUMMARY:

UH - Mullins 1 run (Lopez kick), 11:30
UH - Lopez 27 field goal, 14:50
UH - Strong 1 run (kick failed), 11:44
AU - Frederick 36 pass from Zofko (Riley kick), 3:36
UH - Heiskell 1 run (pass failed), 11:09
UH - Strong 12 run (Lopez kick), 11:48
UH - Mozisek pass from Clark (Lopez kick), 0:35

Statistics

	AU	UH
First Downs	14	25
Rushing Yards	25-1	64-376
Passing Yards	188	140
Total Offense	62-189	83-516
Passing (A-C-I)	37-13-2	19-10-2
Fumbles-Lost	1-1	2-1
Penalties-Yards	4-26	6-63
Punts - Avg.	6-39.8	2-42.5

Rushing - UH: Strong 32-184-2, Heiskell 10-70-1, Mullins 13-54-1; AU: Zofko 12-31.

Passing - UH: Mullins 9-17-2-120; AU: Sullivan 10-30-1-132.

Receiving - UH: Wright 4-62, Thomas 2-35; AU: Beasley 6-76, Frederick 3-59.



JIM STRONG



BOWL GAMES IN REVIEW

1971 BLUEBONNET BOWL

HOUSTON	17
COLORADO	29

December 31, 1971 • Houston Astrodome
Houston, Texas • Att: 54,720

Golorado's 16 second-quarter points lifted the Buffaloes to a 29-17 victory over 15th-ranked Houston before a crowd of 54,720 in the Astrodome. The loss was Houston's first in four bowl games and gave the Cougars a 9-3 final record.

Colorado tailback Charlie Davis led CU by rushing for a bowl-record 202 yards on 37 carries while Houston turned the ball over three times. Cougar tailback Robert Newhouse led the UH attack with 168 yards rushing on 35 carries and scored both Houston touchdowns on the day. Houston defensive lineman Butch Brezina was named the Cougars' Most Outstanding Player with 10 total tackles and two passes broken up.

Davis put the Buffs on top early with a 27-yard touchdown run on Colorado's first possession after a 70-yard, nine-play drive. J.B. Dean added the extra point to give CU a 7-0 lead.

Houston responded with a 79-yard, 15-play drive. Newhouse scored from the two after gaining 42 yards on the drive, and Ricky Terrell kicked the PAT to tie the game at seven. UH linebacker Bill Hamrick intercepted Colorado quarterback Ken Johnson to set up the Cougars' second touchdown, a five-yard Newhouse run with 1:14 left in the first quarter.

Colorado got the ball back and drove 61 yards in 10 plays, with Larry Brunson scoring on a five-yard pass from Johnson to pull CU within one. J.B. Dean's extra point failed and the Cougars clung to a 14-13 lead.

Colorado took the lead for good on its next possession. Johnson's 38-yard run on the quarterback keeper keyed an 80-yard, 15-play drive and Dean hit a 32-yard field goal with 5:03 left in the half to give CU a 16-13 lead.

After Houston fumbled the ball on the kickoff, Colorado went on the attack again. Davis scored on a one-yard run, and Dean added the PAT for a 23-14 lead that would prove to be insurmountable.

Houston drove to the Colorado 14 to open the third period, but tight end Riley Odoms fumbled and the Buffs' Lorne Richardson recovered to stymie the Cougars. The teams traded punts until Houston took advantage of a Davis fumble, Terrell hitting a 29-yard field goal for the only score of the third.

The Cougars would get no closer as Johnson scored for the Buffaloes with 3:48 left in the game to account for the final 12-point margin.

	1	2	3	4	Final
Houston	14	0	3	0	- 17
Colorado	7	16	0	6	- 29

SCORING SUMMARY:

CU – Davis 27 run (Dean kick), 11:24
UH – Newhouse 2 run (Terrell kick), 5:22
UH – Newhouse 5 run (Terrell kick), 1:14
CU – Brunson 5 pass from Johnson (kick failed), 13:20
CU – Dean 32 field goal, 5:03
CU – Davis 1 run (Dean kick), 1:13
UH – Terrell 29 field goal, 2:16
CU – Johnson 1 run (pass failed), 3:48

Statistics	UH	CU
First Downs	19	24
Rushing Yards	50-219	62-333
Passing Yards	173	62
Total Offense	76-392	79-398
Passing (A-C-I)	25-11-1	17-7-1
Fumbles-Lost	2-2	4-0
Penalties-Yards	2-47	7-52
Punts - Avg.	2-37.5	3-32.0

Rushing – UH: Newhouse 35-168-2, Mozisek 11-43; CU: Davis 37-202-2, Johnson 16-81-1.

Passing – UH: Mullins 11-25-1-173; CU: Johnson 6-16-1-51-1.

Receiving – UH: Orchin 6-94, Odoms 4-51; CU: Nichols 2-28, Brunson 2-16-1



GARY MULLINS

1973 BLUEBONNET BOWL

TULANE	7
HOUSTON	47

December 29, 1973 • Houston Astrodome
Houston, Texas • Att: 44,358

Houston topped off its winningest season ever by overwhelming Tulane, 47-7, in the 15th Annual Bluebonnet Bowl. With its victory over the Green Wave, the Cougars finished the season 11-1, which still ranks as one of the top two years in UH history.

Bill Yeoman's potent Triple Veer offense was at its best again in the Bluebonnet Bowl as a pair of players — Marshall Johnson and Donnie McGraw — gained over 100 yards rushing in the game. In all, the Cougars piled up 655 yards of total offense, including 402 on the ground. Flanker Bryan Willingham collected 105 yards on three catches while quarterback D.C. Nobles completed eight-of-13 passes for 201 yards.

Johnson gave early notice that it would be a long night for Tulane by speeding 75 yards on the Cougars' second offensive play to give UH a 7-0 lead. The Cougars extended that lead to 21-0 in the second period on a pair of Leonard Parker runs.

Tulane got on the scoreboard just before halftime on a 32-yard pass from Buddy Gilbert to Tom Fortner, cutting Houston's margin to 21-7 at the half.

The Cougars tallied four more rushing touchdowns in the second half while the UH defense held Tulane scoreless. Linebacker Deryl McGallion led the Houston defense on the day and was named the Most Outstanding Defensive Player. Houston forced nine Tulane punts and allowed the Green Wave only 10 first downs and 173 total yards on the day. Cougar defenders picked off four Tulane passes.

Quarterback Nobles scored on a keeper with 6:42 left in the third period to extend Houston's lead to 28-7. After a turnover, McGraw scored the first of his two touchdowns on a one-yard run with 5:28 left in the third.

McGraw added a 32-yard touchdown run to start the fourth quarter while backup QB David Husmann ended the scoring with a seven-yard run in the fourth.

A crowd of 44,358 saw UH post its record-setting 11th win and finish the year ranked ninth in the final Associated Press poll.

	1	2	3	4	Final
Tulane	0	7	0	0	- 7
Houston	7	14	14	12	- 47

SCORING SUMMARY:

UH – Johnson 75 run (Terrell kick), 12:13
UH – Parker 1 run (Terrell kick), 8:41
UH – Parker 3 run (Terrell kick), 1:24
TU – Fortner 32 pass from Gilbert (Falgoust kick), 1:06
UH – Nobles 2 run (Terrell kick), 6:42
UH – McGraw 1 run (Terrell kick), 5:28
UH – McGraw 32 run (kick failed), 13:41
UH – Husmann 7 run (kick failed), 6:53

Statistics	TU	UH
First Downs	10	26
Rushing Yards	43-102	58-402
Passing Yards	71	253
Total Offense	173	655
Passing (A-C-I)	21-6-4	20-12-1
Fumbles-Lost	2-1	6-4
Penalties-Yards	4-26	5-55
Punts - Avg.	9-39.2	3-43.3

Rushing – UH: Johnson 5-114, McGraw 13-108; TU: Bynum 12-40.

Passing – UH: Nobles 8-13-0-201; TU: Foley 4-16-4-32, Gilbert 2-5-0-39.

Receiving – UH: Willingham 3-105, Scalise 2-15; TU: Thibodeaux 2-19.



DERYL MCGALLION



1974 BLUEBONNET BOWL

N.C. STATE	31
HOUSTON	31

December 23, 1974 • Houston Astrodome
Houston, Texas • Att: 35,122

In an offensive shootout at the 16th Annual Bluebonnet Bowl, Houston and North Carolina State combined to score 35 points in the final quarter on the way to a 31-31 tie before a crowd of 35,122 at the Astrodome.

The crowd saw the two teams pile up 876 yards of total offense, including 479 yards on the ground, with 45 first downs. Houston's John Housman gained 134 yards rushing on 21 carries and added a pair of touchdown runs as UH finished the year with an 8-3-1 overall record.

The first quarter was far from an indication of things to come as N.C. State earned the only points of the period on a 37-yard field goal by John Huff with 6:48 on the clock.

The Cougars evened the score early in the second stanza on Lennard Coplin's 21-yard field goal. Housman gained 38 yards on the drive that stalled at the N.C. State three.

The Wolfpack took a 10-3 halftime lead, but had been out-gained by UH, 175-123. Houston tied the score at 10 on a one-yard run by Housman at 9:32 of the third quarter. N.C. State came right back with a scoring drive of its own, with Dave Buckley hooking up with fullback Stan Fritts for the seven-yard touchdown pass to take the lead.

Then, the fireworks began. Houston tied the score on the first play of the fourth quarter on a 10-yard Johnson run, capping a 75-yard drive. Two possessions later, the Cougars took their first lead of the game on a Bluebonnet Bowl record 73-yard touchdown pass from quarterback Bubba McGallion to split end Eddie Foster. Coplin added the extra point and UH led, 24-17.

The Cougars extended their lead to 31-17 after an interception and 41-yard return by free safety Joe Rust gave UH the ball on the N.C. State 16-yard line. Four plays later, Housman hit paydirt on a five-yard run and UH led by two touchdowns.

N.C. State came back after a McGallion fumble stopped a UH drive. A couple of Buckley to George Gantt completions set up fullback Tommy London for a nine-yard touchdown run with 3:38 left in the game. The Wolfpack's two-point conversion attempt failed, and Houston held on to a 31-23 lead.

The ensuing onside kick was recovered by State and after two plays netted 19 yards, Buckley hit tight end Pat Hovance with a 27-yard pass to the one. He scored on a quarterback sneak and Fritts ran for the two-point conversion to tie the game.

Houston's comeback attempt died when McGallion was sacked and the Cougars punted with 27 seconds remaining. Buckley's last-ditch pass was intercepted by Rust, who fell to the ground as time ran out, ending one of the most exciting bowl games in school history.

	1	2	3	4	Final
N.C. State	3	7	7	14	- 31
Houston	0	3	7	21	- 31

SCORING SUMMARY:

NCST - Huff 37 field goal, 6:48
UH - Coplin 21 field goal, 14:56
NCST - Hooks 11 run (Huff kick), 2:12
UH - Housman 1 run (Coplin kick), 9:32
NCST - Fritts 7 pass from Buckley (Huff kick), 5:47
UH - Johnson 10 run (Coplin kick), 14:56
UH - Foster 73 pass from McGallion (Coplin kick), 9:38
UH - Housman 5 run (Coplin kick), 7:55
NCST - London 9 run (pass failed), 3:38
NCST - Buckley 1 run (Fritts run), 2:17

Statistics

	NCST	UH
First Downs	20	25
Rushing Yards	41-154	69-343
Passing Yards	200	179
Total Offense	71-354	83-522
Passing (A-C-I)	30-18-2	14-8-2
Fumbles-Lost	5-1	5-3
Penalties-Yards	1-15	3-35
Punts - Avg.	6-36.0	2-44.5

Rushing - UH: Housman 21-134, McGraw 10-62, Johnson 12-54; NCST: Fritts 16-89, Hooks 8-29.

Passing - UH: McGallion 8-14-2-178; NCST: Buckley 18-28-2-200.

Receiving - UH: Bass 5-92, Foster 1-73; NCST: Fritts 5-33, Hovance 3-78.

1977 COTTON BOWL

MARYLAND	21
HOUSTON	30

January 1, 1977 • Cotton Bowl
Dallas, Texas • Att: 58,500 (est.)

Houston stunned the Southwest Conference by winning the conference title in its first year of competition in the league, earning its first trip to a New Year's Day bowl. Then, the Cougars stunned fifth-ranked and undefeated Maryland, 30-21, in the 41st Annual Cotton Bowl Classic to achieve its highest final national ranking ever.

UH jumped out to a quick 21-0 lead on the Terps, and that lead, as well as a strong defensive showing in the second half, carried the Cougars to victory. Running backs Alois Blackwell and Dyral Thomas each gained over 100 yards with Blackwell's 149 yards on 22 carries leading Houston. His success came against a Maryland defense ranked second in the nation in rushing defense, and he was named the game's Most Valuable Offensive Player. UH cornerback Mark Mohr, who made seven tackles, broke up two passes, blocked a punt and recovered a fumble, was the Defensive MVP.

Houston's first score came on an 11-yard run by Thomas with 6:27 to go in the first quarter. The Cougars drove 80 yards in 11 plays with Blackwell's 23-yard gain highlighting the march.

Mohr blocked Maryland punter Mike Sochko's kick, giving UH possession on the 38. Two plays later, Blackwell broke through a hole and went 33 yards for the touchdown.

Another Maryland mistake, this one a fumble on the kickoff recovered by Mohr, returned the ball to Houston on the Terps 24-yard line. Five straight rushing plays resulted in Blackwell's one-yard run and a 21-0 UH lead. Maryland had surrendered only 22 total points in the first quarter in the first 11 games of the year.

Maryland came back with a six-yard scoring run by quarterback Mark Manges. Both defenses tightened and the teams exchanged punts until Houston began a drive at its own three-yard line with 3:17 left in the half. A pair of runs by Davis and Blackwell netted 29 yards, and on second-and-six from the Maryland 33, split end Don Bass grabbed Davis' pass (one of just two first-half passes) and went the distance. Lennard Coplin's kick failed, but Houston owned a 27-7 halftime lead.

Maryland drove to the Houston four on its first possession of the second half, but on fourth and goal UM wingback Chuck White was stopped short of the goal line by UH's Vincent Greenwood. Thomas fumbled, giving Maryland the ball on the UH 35. This time the Terps converted with an 11-yard completion from Manges to tight end Eric Sievers.

Another UH fumble put Maryland on the Houston 30 three series later, and again the Terps capitalized. Fullback Tim Wilson went over from the one, and the extra point closed the UH lead to 27-21 with 8:46 left in the game.

After a punt by each team, Houston regained the ball on its own seven and embarked on a 14-play, 81-yard drive that would result in a game-clinching field goal by Coplin. The key play came on fourth-and-one on the Maryland 41 with 1:56 left when Thomas went 32 yards for the first down. When the drive stalled at the 12, Coplin hit a 28-yard field goal to seal the win and the No. 4 final ranking.

	1	2	3	4	Final
Maryland	0	7	7	7	- 21
Houston	21	6	0	3	- 30

SCORING SUMMARY:

UH - Thomas 11 run (Coplin kick), 6:27
UH - Blackwell 33 run (Coplin kick), 3:13
UH - Blackwell 1 run (Coplin kick), 0:51
UM - Manges 6 run (Loncar kick), 9:36
UH - Bass 33 pass from Davis (kick failed), 0:55
UM - Sievers 11 pass from Manges (Sochko kick), 1:41
UM - Wilson 1 run (Sochko kick), 8:46
UH - Coplin 28 field goal, 0:18

Statistics

	UM	UH
First Downs	17	20
Rushing Yards	40-120	64-320
Passing Yards	179	108
Total Offense	72-299	72-428
Passing (A-C-I)	32-17-0	8-5-0
Fumbles-Lost	1-1	4-3
Penalties-Yards	8-80	5-22
Punts - Avg.	6-43.7	4-35.8

Rushing - UH: Blackwell 22-149, Thomas 14-104; UM: Scott 11-47, Manges 14-32.

Passing - UH: Davis 5-8-0-108; UM: Manges 17-32-0-179.

Receiving - UH: Foster 3-62, Bass 1-33; UM: Kinney 5-72; Wilson 5-26.



BOWL GAMES IN REVIEW

1979 COTTON BOWL

NOTRE DAME	35
HOUSTON	34

January 1, 1979 • Cotton Bowl
Dallas, Texas • Att: 72,000 (35,000 no-shows)

In bone-chilling cold, Notre Dame made one of the greatest comebacks in bowl history, scoring 23 points in the final 7:37 to record a 35-34 win over Houston in the 43rd Annual Cotton Bowl Classic. The game will be forever remembered, not only for the cold and the comeback, but as the “coming out” party for Fighting Irish quarterback Joe Montana, who would go on to become one of the best quarterbacks in NFL history.

The Irish scored the game-winning touchdown with no time left on the clock when Montana tossed an eight-yard pass to split end Kris Haines. Kicker Joe Unis' PAT provided the difference in a heart-wrenching loss for UH.

Houston had scored 34 straight points after Notre Dame took a 12-0 lead in the first quarter. The Irish scored on a three-yard Montana run and a one-yard rush by fullback Pete Buchanan on successive drives in the first to take the lead. Both conversion attempts failed.

After ND's Dave Waymer fumbled a punt, Houston gained the ball on the Notre Dame 12, and two plays later, quarterback Danny Davis threw a 15-yard touchdown pass to split end Willis Adams. The score stood at 12-7 at the end of the first quarter.

A bevy of fumbles, interceptions and near interceptions marked second quarter action with most of the balls bouncing Houston's way. On fourth-and-goal, fullback Randy Love bulled over from the one to cap a six-play, 21-yard drive and give UH a 14-12 lead. Kenny Hatfield intercepted a Montana pass on the next possession and his 25-yard return put the Cougars on the Notre Dame 25. Hatfield was true on the 21-yard field goal.

Another Montana interception led to Hatfield's second three-pointer of the quarter, and a 20-12 UH halftime lead. The field goal, with just three seconds left in the half, came after a 39-yard, seven-play drive highlighted by a 16-yard completion from Davis to Eric Herring. Hatfield hit the cross bar, but his 34-yarder bounced over and was good.

Houston scored on a pair of Davis runs in the third period. His first score, from two yards out, ended a 38-yard, eight-play drive. UH's Bobby Harrison blocked Notre Dame kicker Dick Boushka's punt and the Cougars turned that turnover into seven points on Davis' five-yard touchdown run at 4:40.

The fourth quarter was a battle of field position until Notre Dame blocked UH punter Jay Wyatt's kick and took over on the Houston 11. Three plays resulted in a loss of three yards and on fourth-and-13 from the UH 14, Montana's pass was incomplete. However, UH could not move the ball, and Wyatt's next punt was also blocked. This one was recovered by Irish strong safety Steve Cichy and returned 33 yards for a Notre Dame touchdown. The two point conversion from Montana to Vagas Ferguson was good and Houston's lead stood at 34-20.

Notre Dame's defense held, forcing another Wyatt punt. Montana completed two passes for 47 yards, then used a pass interference call to reach

the Houston three. On third down from the two, Montana scampered in for the score. He then hit Haines with the two-point conversion pass to make it a six-point game.

Houston was forced to punt again, but the Irish's next drive ended when Montana fumbled with less than two minutes on the clock and UH's Tommy Ebner recovered. Houston advanced to its 29, and on fourth-and-one, sent running back Emmett King over left tackle to try and run out the clock. King was stopped for no gain, and Notre Dame and Montana had 29 yards to go in 28 seconds.

Montana gained 11 yards around right end on first down, then passed for 10 to Haines. After an incomplection, the Notre Dame QB hit Haines from eight yards out for the tying score. Unis' PAT completed the comeback.

	1	2	3	4	Final
ND	12	0	0	23	- 35
Houston	7	13	14	0	- 34

SCORING SUMMARY:

ND — Montana 3 run (kick failed), 6:55
ND — Buchanan 1 run (pass failed), 4:40
UH — Adams 15 pass from Davis (Hatfield kick), 0:17
UH — Love 1 run (Hatfield kick), 6:27
UH — Hatfield 21 field goal, 0:03
UH — Davis 2 run (Hatfield kick), 6:29
UH — Davis 5 run (Hatfield kick), 4:40
ND — Cichy 33 punt return (Ferguson pass from Montana), 7:25
ND — Montana 2 run (Haines pass from Montana), 4:15
ND — Haines 8 pass from Montana (Unis kick), 0:00

Statistics

	ND	UH
First Downs	13	16
Rushing Yards	40-131	63-229
Passing Yards	163	60
Total Offense	77-294	76-289
Passing (A-C-I)	37-13-4	13-4-0
Fumbles-Lost	3-3	6-3
Penalties-Yards	8-74	6-39
Punts - Avg.	7-26.3	10-25.5

Rushing — UH: Davis 19-76, King 21-74, Love 22-73; ND: Heavens 16-71, Montana 7-26.

Passing — UH: Davis 4-12-0-60; Montana 13-34-4-163.

Receiving — UH: Adams 2-35; ND: Heavens 4-60, Haines 4-31.

1980 COTTON BOWL

NEBRASKA	14
HOUSTON	17

January 1, 1980 • Cotton Bowl
Dallas, Texas • Att: 72,000

Houston quarterback Terry Elston hit Eric Herring with a six-yard touchdown pass with 12 seconds left to give the Cougars a 17-14 victory over seventh-ranked Nebraska in the 1980 Cotton Bowl. The victory lifted UH to an 11-1 record on the year, tying the most wins in school history, and a No. 5 final national ranking.

The Houston defense limited a potent Nebraska offense to just 227 yards on the day, less than half of their season average. The Cornhuskers, featuring Jarvis Redwine and I.M. Hipp, gained just 136 yards on 41 carries and tallied only 13 first downs in the game. Elston led Houston with 87 yards rushing on 22 carries while fullback John Newhouse added 64 yards. Herring caught five passes for 51 yards.

Nebraska jumped out to a 7-0 lead in the first quarter on a nine-yard scoring run by Redwine. The teams then traded punts until Houston tied the game on Elston's eight-yard run and Kenny Hatfield's extra point at 12:17 of the second quarter. Elston's 27-yard pass to Lonell Phea on third-and-six to tie the Nebraska 15 proved to be the key play of the drive.

Through the next two quarters, the teams traded punts and turnovers with neither team reaching its opponents' 30. The entire third quarter, in fact, was a series of “three and outs.”

Then Houston embarked on a 59-yard, 13-play drive that resulted in a 41-yard Hatfield field goal. Again, Elston hit Phea for a gain of 20 on the drive, which reached the Nebraska 24 before Hatfield's kick. Houston took a 10-7 lead with 8:25 left.

Houston forced another Nebraska punt, but gave the ball back one play later when Newhouse fumbled. From first down on the Houston 31, the Cornhuskers drove to the six, where Quinn hit tight end Jeff Finn with a six-yard touchdown pass. Dean Sukup added the extra point to give NU a 14-10 lead with less than four minutes to play.

Starting on its own 34, the Cougars began a purposeful march downfield. Twice, they converted on third downs until reaching the Nebraska 20 with 59 seconds to play. An Elston to Herring hookup gained 11, but the next three plays netted just five yards, and the Cougars faced fourth-and-goal from the six with 19 seconds left.

Then Elston found Herring cutting across the goal line for the touchdown, and Hatfield added the extra point to give UH a come-from-behind Cotton Bowl victory of its own.

	1	2	3	4	Final
Nebraska	7	0	0	7	- 14
Houston	0	7	0	10	- 17

SCORING SUMMARY:

NU — Redwine 9 run (Sukup kick), 5:13
UH — Elston 8 run (Hatfield kick), 12:17
UH — Hatfield 41 field goal, 8:25
NU — Finn 6 pass from Quinn (Sukup kick), 3:56
UH — Herring 6 pass from Elston (Hatfield kick), 0:12

Statistics

	NU	UH
First Downs	13	18
Rushing Yards	41-136	61-206
Passing Yards	91	119
Total Offense	63-227	80-325
Passing (A-C-I)	27-11-1	19-9-0
Fumbles-Lost	1-1	7-3
Penalties-Yards	7-90	2-22
Punts - Avg.	10-40.6	7-42.0

Rushing — UH: Elston 22-87, Newhouse 15-64; NU: Redwine 17-58, Franklin 12-40.

Passing — UH: Elston 9-16-0-119; NU: Quinn 10-19-1-78.

Receiving — UH: Herring 5-51, Phea 2-47; NU: Brown 5-30, Miller 2-26.



TERRY ELSTON



1980 GARDEN STATE BOWL

HOUSTON	35
NAVY	0

December 22, 1980 • Giants Stadium
East Rutherford, N.J. • Att: 41,417

Houston put on one of its most impressive offensive and defensive performances of the season in downing Navy, 35-0, in Garden State Bowl III at Giants Stadium in East Rutherford, N.J.

Running back Terald Clark sparked the offense with 163 yards on 26 carries and three touchdowns, while All-America linebacker Leonard Mitchell made key tackles, recovered a fumble and broke up a pass to lead UH defensively. The Cougars gained 405 of their 450 yards on the ground, while limiting Navy to just 200 yards in total offense. Navy had brought the nation's sixth-rated defense and 10th-best rushing defense into the game, but turnovers and special teams blunders cost the Midshipmen.

Houston scored on its first drive, going 31 yards on eight plays after a Navy fumble to take a 7-0 lead. Clark scored on a one-yard run and Jeff Shaffer added the PAT.

A blocked punt by UH's Leo Truss helped lead to Houston's next score, a one-yard effort by quarterback Terry Elston. Clark gained 25 yards on the 43-yard drive as all 10 plays were on the ground. The Cougars took a 14-0 lead after one quarter.

Houston added two more touchdowns in the second period, while Navy kicker Steve Fehr missed a 27-yard field goal, spoiling the Middies' best scoring chance of the day. At 7:51 of the second quarter, Houston's David Barrett scored on a 14-yard run after a 69-yard, seven-play drive.

Navy fumbled the ball on the kickoff and UH's Calvin Eason recovered on the Navy 26. Clark went all 26 yards on the first play behind a block by guard Jeff Faniel, and Elston scored the two-point conversion on a keeper to give UH a 28-0 halftime lead.

The Cougars scored the final points of the contest on their first drive of the second half. After a 71-yard, 13-play march, Clark scored from the two to notch his third touchdown of the day and give UH an insurmountable 35-0 lead.

Clark, a senior, was named the game's Most Outstanding Player.

	1	2	3	4	Final
Houston	14	14	7	0	- 35
Navy	0	0	0	0	- 0

SCORING SUMMARY:

UH – Clark 1 run (Shaffer kick), 10:41
UH – Elston 1 run (Shaffer kick), 3:43
UH – Barrett 14 run (kick failed), 7:51
UH – Clark 26 run (Elston run), 7:38
UH – Clark 2 run (Shaffer kick), 9:48

Statistics	UH	NAVY
First Downs	24	12
Rushing Yards	78-405	35-135
Passing Yards	45	65
Total Offense	85-450	60-200
Passing (A-C-I)	7-3-1	25-7-1
Fumbles-Lost	8-3	4-2
Penalties-Yards	4-39	2-26
Punts - Avg.	2-35.5	6-29.7

Rushing – UH: Clark 26-163, Polk 17-76, Barrett 9-61-1; Navy: Tolbert 7-53, Sherlock 15-41.

Passing – UH: Elston 1-4-0-28, Chinn 2-3-1-17; Navy: Reitzel 5-12-1-42, Tarquinio 2-12-0-23.

Receiving – UH: Miller 1-28, Phea 1-11; Navy: Papajohn 3-36, Dent 2-23.



TERALD CLARK

1981 SUN BOWL

HOUSTON	14
OKLAHOMA	40

December 26, 1981 • Sun Bowl
El Paso, Texas • Att: 33,816

Oklahoma scored 30 points in the fourth quarter to break open a close game and hand Houston its worst bowl defeat ever, 40-14, at the 47th Annual Sun Bowl in El Paso, Texas.

Oklahoma's Fred Sims gained 181 yards on 15 carries and quarterback Darrell Shepard added 107 yards and two rushing touchdowns to lead the Sooners. UH quarterback Lionel Wilson completed 17-of-28 passes for 216 yards to lead the Cougar offense, but Houston committed four turnovers in the game, including one very costly one.

A fumble on what looked like a sure Houston touchdown proved to be the turning point in the game. Following the fumble, Oklahoma scored on four straight possessions to cement the victory.

Trailing 10-7, UH halfback Robert Durham caught a Wilson pass at the OU 47-yard line and had open territory to the end zone. But Oklahoma defender Elbert Watts knocked the ball loose at the three and it went out of the end zone for a touchback. Oklahoma took over on its 20 and advanced quickly to the Cougar nine on Shepard's 42-yard run. Three plays later, Shepard went one yard up the middle for the touchdown and a 17-7 Oklahoma lead.

From there the wheels began to come off. After a 14-yard Houston punt, Oklahoma's Michael Keeling ended a Sooner drive by kicking his second field goal of the day – this from 49 yards out – to boost the Sooners' lead to 20-7.

The Cougars' next possession ended in a fumble, and Sims soon broke a 30-yard run for a score and a 27-7 Oklahoma lead. Houston answered with its last touchdown of the day, going 74 yards on 13 plays. Donald Jordan scored on a six-yard run and Mike Clendenen added the point after, but UH trailed 27-14 with less than three minutes remaining.

Oklahoma recovered UH's onside kick attempt and Sims ripped off another long run, this one of 48 yards, to set up Ron Mills' two-yard score. Keeling missed the PAT, but it was the only thing that went wrong for OU in the quarter. The Sooners scored their final touchdown on a 28-yard interception return by defensive end John Truitt, ending a nightmare quarter for Houston.

Shepard was named the game's MVP. Houston ended its season, the third straight in which it went to a bowl game, with a 7-4-1 record.

	1	2	3	4	Final
Houston	0	7	0	7	- 14
Oklahoma	7	0	3	30	- 40

SCORING SUMMARY:

OU – Shepard 34 run (Keeling kick), 5:05
UH – Wilson 1 run (Clendenen kick), 3:39
OU – Keeling 32 field goal, 4:09
OU – Shepard 1 run (Keeling kick), 13:07
OU – Keeling 49 field goal, 8:03
OU – Sims 30 run (Keeling kick), 6:19
UH – Jordan 6 run (Clendenen kick), 2:55
OU – Mills 2 run (kick failed), 1:30
OU – Truitt 28 interception return (Keeling kick), 1:16

Statistics	UH	OU
First Downs	26	15
Rushing Yards	59-157	54-409
Passing Yards	228	-2
Total Offense	88-385	59-407
Passing (A-C-I)	29-18-1	5-1-1
Fumbles-Lost	4-3	2-1
Penalties-Yards	2-27	7-48
Punts - Avg.	6-37.0	5-38.6

Rushing – UH: Polk 19-74, Franklin 4-29; OU: Sims 15-181, Shepard 17-107.

Passing – UH: Wilson 17-21-1-216; OU: Shepard 1-5-1-(-2).

Receiving – UH: Ford 6-52, Phea 4-48; OU: Ross 1-(-2).



LIONEL WILSON



BOWL GAMES IN REVIEW

1985 COTTON BOWL

BOSTON COLLEGE 45

HOUSTON 28

January 1, 1985 • Cotton Bowl

Dallas, Texas • Att: 67,381

Heisman Trophy winner Doug Flutie brought his Boston College Eagles to Dallas, but it was the rushing of Flutie's backfield mates that proved the difference in BC's 45-28 victory over Houston in the 49th Annual Cotton Bowl.

Flutie threw for 180 yards and three touchdowns, but completed only 13-of-37 throws on the day and was intercepted twice. Running backs Troy Stradford and Mike Strachan teamed to doom Houston; Stradford gained 196 yards on 20 carries while Strachan added 91 yards on 23 rushes and was named the game's MVP.

The game was a series of scoring runs. Boston College would jump out to an advantage, and Houston would battle back. The pattern continued until the fourth quarter when the Eagles would not let UH answer after it extended a 31-28 lead to the final margin of 45-28.

Boston College jumped out to a 14-0 first quarter advantage on a pair of Flutie touchdown passes. A 63-yard completion to Kelvin Martin started the scoring, and an eight-yard pass from Flutie to Stradford followed a UH fumble. Houston answered immediately when Earl Allen took the ensuing kickoff 98 yards for a touchdown. Mike Clendenen kicked the extra point, and the Cougars trailed 14-7.

An interception by the Eagles led to a 31-yard field goal by BC's Kevin Snow at the end of the first quarter.

Boston College added two touchdowns to extend its lead to 31-7. Flutie hit Gerard Phelan, who caught seven passes in the first half, over the middle for a 13-yard touchdown after driving BC 53 yards in five plays. UH quarterback Gerald Landry was then intercepted on Houston's next play, and once again Boston College capitalized. Strachan scored on a two-yard run after Flutie had picked up 27 yards on a scramble to the two.

Houston came back before the half when Landry hit Larry Shepherd with a 15-yard touchdown pass. Landry's 38-yard completion to tight end Carl Hilton was the biggest play of the UH scoring drive.

The Cougars made it close in the third. After five punts to start the period, Houston mounted a scoring march, thanks to a 26-yard Landry to Hilton completion and a 33-yard run by Raymond Tate to set up Tate's two-yard touchdown jaunt. Then, Audrey McMillian intercepted a Flutie pass at the Boston College 25 and took it back for the touchdown, bringing the Cougars within three at 31-28.

On Houston's next possession, a couple of costly penalties hurt the Cougars and slowed their momentum. Boston College, uncharacteristically, went to its running game, and nine straight rushes

resulted in a four-yard Strachan touchdown and a 38-28 BC lead.

Another turnover stopped the Cougars and they were unable to take advantage of Flutie's second interception of the half. Stradford provided the final margin when he scored on an 18-yard run with 1:08 remaining.

Hilton caught five passes for 97 yards for UH, which finished the season with a 7-5 record.

	1	2	3	4	Final
BC	17	14	0	14	- 45
Houston	7	7	14	0	- 28

SCORING SUMMARY:

- BC – Martin 63 pass from Flutie (Snow kick), 8:15
- BC – Stradford 8 pass from Flutie (Snow kick), 3:28
- UH – Allen 98 kickoff return (Clendenen kick), 3:14
- BC – Snow 31 field goal, 0:31
- BC – Phelan 13 pass from Flutie (Snow kick), 4:38
- BC – Strachan 2 run (Snow kick), 1:41
- UH – Shepherd 15 pass from Landry (Clendenen kick), 0:22
- UH – Tate 2 run (Clendenen kick), 4:04
- UH – McMillian 25 interception return (Clendenen kick), 3:10
- BC – Strachan 4 run (Snow kick), 5:45
- BC – Stradford 18 run (Snow kick), 1:08

Statistics

	UH	BC
First Downs	15	22
Rushing Yards	42-167	50-353
Passing Yards	154	180
Total Offense	71-321	87-533
Passing (A-C-I)	29-9-2	37-13-2
Fumbles-Lost	2-1	3-2
Penalties-Yards	7-66	7-64
Punts - Avg.	10-33.0	8-29.9

Rushing – UH: Tate 10-71, Landry 22-66; BC: Stradford 20-196, Strachan 23-91.

Passing – UH: Landry 9-29-2-154; BC: Flutie 13-37-2-180.

Receiving – UH: Hilton 5-97, Shepherd 2-47; BC: Phelan 7-94, Stradford 4-16-1.



AUDREY MCMILLIAN



GERALD LANDRY

DAVID DACUS



CHUCK WEATHERSPOON



ALTON MONTGOMERY



1988 ALOHA BOWL

WASHINGTON STATE	24
HOUSTON	22

December 25, 1988 • Aloha Bowl
Honolulu, Hawai'i • Att: 35,132

In a battle of Cougars, Washington State scored 24 points in the second quarter and shut down Houston's potent run-and-shoot offense to claim a 24-22 win in the 1988 Aloha Bowl in Honolulu, Hawai'i.

Washington State piled up 216 yards rushing and added 154 through the air while holding UH to 68 rushing yards and 309 yards overall. Tailback Steve Broussard led WSU with 139 yards on the ground, and QB Timm Rosenbach threw for 306.

James Dixon started the game off well for UH by taking the opening kickoff 84 yards to the Washington State 15-yard line. The Cougars advanced to the 10 before Roman Anderson's 27-yard field goal gave UH a 3-0 lead.

Washington State drove to the UH four, but Rosenbach was sacked, and his fumble was recovered by Houston's Keith Jenkins. The teams traded punts until WSU's Vernon Todd intercepted an Andre Ware pass at his own 45-yard line. Broussard bobbed a handoff and fumbled at the UH five, but WSU flanker Victor Wood recovered and took the ball the remaining five yards for the touchdown.

After forcing a Houston punt, WSU started on an 80-yard drive. Rosenbach hit Wood from 15 yards out with 8:39 left in the half, and Jason Hanson's PAT made it WSU 14, UH 3. Ware's next pass was intercepted and returned to the Houston 15. Hanson's 33-yard field goal extended the Cougars' lead to 17-3.

Houston pulled to within eight on its next possession when Ware hit Jason Phillips for a 44-yard completion and Chuck Weatherspoon scored on a one-yard run for UH's first touchdown of the day. However, Roman Anderson missed what would prove to be a crucial extra point attempt following Weatherspoon's score.

Washington State answered with a 10-play, 75-yard drive before halftime. Rosenbach scored from the one, and WSU led 24-9 at the break.

Houston's Cougars were not able to mount a drive in the third quarter until David Dacus replaced Ware with 6:07 on the clock. He quickly hit Kevin Mason with a 53-yard bomb down the right sideline. After a failed conversion pass, Houston trailed 24-15.

Washington State penetrated to the Houston eight, where Alton Montgomery stepped in front of a Rosenbach pass at the goal line and took it all the way back to the WSU 28 for a 72-yard return. Weatherspoon and Dacus combined to take the Cougars the rest of the way, with Weatherspoon earning the touchdown on a shovel pass from Dacus. After the Anderson PAT, Houston trailed by two with 13:16 left in the game.

Washington State's next drive stalled on the UH 34, where Rosenbach's pass on fourth and three fell

incomplete. Houston was unable to sustain a drive and the teams exchanged punts. Houston got the ball back with 5:16 left and drove from its own 20 to the WSU 31. From there, Dacus hit Dixon with a 21-yard pass to the 10. Dixon eluded one tackle, but was hit by linebacker Tuineau Alipate and fumbled. The ball rolled to the five, where it was recovered by WSU's Artie Holmes with 2:44 left. WSU ran out the clock to secure the 24-22 victory.

	1	2	3	4	Final
WSU	0	24	0	0	- 24
Houston	3	6	6	7	- 22

SCORING SUMMARY:

UH – Anderson 27 field goal, 13:13
 WSU – Wood 9 fumble recovery (Hanson kick), 13:39
 WSU – Wood 15 pass from Rosenbach (Hanson kick), 8:39
 WSU – Hanson 33 field goal, 6:31
 UH – Weatherspoon 1 run (kick failed), 4:56
 WSU – Rosenbach 1 run (Hanson kick), 0:53
 UH – Mason 53 pass from Dacus (pass failed), 4:25
 UH – Weatherspoon 2 pass from Dacus (Anderson kick), 13:16

Statistics

	WSU	UH
First Downs	23	13
Rushing Yards	56-154	21-68
Passing Yards	306	241
Total Offense	92-460	61-309
Passing (A-C-I)	36-19-1	4-17-2
Fumbles-Lost	2-1	2-1
Penalties-Yards	11-95	9-58
Punts - Avg.	6-46.0	8-45.4

Rushing – UH: Weatherspoon 14-80; WSU: Broussard 33-139.

Passing – UH: Dacus 8-11-0-153, Ware 8-28-2-44; WSU: Rosenbach 19-36-1-306.

Receiving – UH: Mason 2-83-1, Dixon 4-52; WSU: Stallworth 8-120.



BOWL GAMES IN REVIEW

1996 ST. JUDE LIBERTY BOWL

SYRACUSE **30**

HOUSTON **17**

December 26, 1996 • Liberty Bowl

Memphis, Tenn. • Att: 49,163

Houston's return to post-season play in the 38th Annual St. Jude Liberty Bowl marked a remarkable turnaround for the UH program under Kim Helton.

The Cougars headed into Memphis as one of the hottest teams in the country having won their last three games of the season to earn a share of the Conference USA championship.

On this day the rushing attack of the Orangemen proved to be too much for Houston's defense as UH fell to Syracuse 30-17 in front of 49,163 fans at Liberty Bowl Memorial Stadium and an ESPN national television audience.

Syracuse struck first after the initial kickoff with a four-play, 80-yard touchdown scoring drive. Quarterback Donovan McNabb scored from one yard out to put SU on top 7-0.

Houston returned the favor on its first drive of the game with a four-play, 77-yard scoring drive of its own. Quarterback Chuck Clements hit tailback Antowain Smith twice, including a touchdown reception of 21 yards to even the score at 7-7. A Clements to Scott Regimbald 51-yard pass put the Cougars in scoring position to set up Smith's reception.

With 9:02 left in the second period, the SU rushing attack struck again when fullback Rob Konrad reached the end zone to up the score to 14-7. Later in the quarter Syracuse extended its lead to 16-7 after a snap sailed over the head of Houston punter Ignacio Saucedo as he stood deep in UH territory.

Houston came back before halftime as Smith rushed three times for 63 yards, including a 51-yard jaunt from UH's 46-yard line to SU's 3. He finished the drive with a three-yard touchdown run to pull Houston within two points going into the lockerroom.

The second half was far less eventful as both teams went scoreless in the third quarter. It was not until the clock read 13:52 in the final period that Syracuse's McNabb scored his second touchdown of the day, on a two-yard run, to give the Orangemen a 23-14 lead.

Houston was only able to put three more points on the board as Sebastian Villarreal hit a 23-yard field goal with 10:50 left in the game.

As it turned out, the ground game of Syracuse was just too much for the Cougar defense. Thomas rushed into the endzone from six yards out to put an end to the day's scoring at 30-17.

	1	2	3	4	Final
Syracuse	7	9	0	14	- 30
Houston	7	7	0	3	- 17

SCORING SUMMARY:

- SU - McNabb 1 run (Trout kick), 13:16
- UH - Smith 21 pass from Clements (Villarreal kick), 11:48
- SU - Konrad 2 run (Trout kick), 9:02
- SU - Team safety, 3:58
- UH - Smith 3 run (Villarreal kick), :30
- SU - McNabb 2 run (Trout kick), 13:52
- UH - Villarreal 23 field goal, 10:50
- SU - Thomas 6 run (Trout), 5:29

Statistics

	SU	UH
First Downs	25	13
Rushes-Yards	64-396	27-124
Comp.-Att.-Int.	10-4-0	28-14-1
Passing Yards	76	217
Return Yards	80	148
Punts-Average	4-42.5	3-35.0
Fumbles-Lost	0-0	0-0
Third Down Conv.	9-15	3-11
Penalties-Yards	5-41	5-30
Time of Possession	38:01	21:59

Rushing — SU: Thomas 24-205, McNabb 12-53, Jones 7-42, Konrad 9-41, McIntosh 5-27, Morris 4-27, Maddox 1-13, Brown 1-4; UH: Smith 19-123, Sanford 6-37, Wheeler 1-0.

Passing — SU: McNabb 10-4-0-76; UH: Clements 28-14-1-217.

Receiving — SU: Maddox 2-47, Williams 1-16, Sinceno 1-13; UH: Smith 5-44, Wheeler 3-43, Johnson 2-16, Bryant 1-51, Regimbald 1-51, West 1-12, Sanford 1-0.

CHUCK CLEMENTS



ANTOWAIN SMITH





VINCENT MARSHALL



CHAD MCCULLAR



JACKIE BATTLE



2003 SHERATON HAWAII BOWL

HOUSTON	48
HAWAII	54 (30T)

December 25, 2003 • Aloha Stadium
Honolulu, Hawaii • Att: 25,551

In an "Instant Classic" performance, the University of Houston and the University of Hawaii battled for over four hours and three overtimes before the Warriors concluded Christmas Day with a 54-48 win over the Cougars.

The fact that the game made it to overtime was a testament to the never-say-die attitude of the Cougars. With Hawaii ahead by seven in the waning moments of regulation, the Cougars eventful season looked to be over as the Warriors lined up for a 29-yard field with just over a minute to play. When the field-goal attempt went wide, the Cougars still had a chance. And, the Red and White did not disappoint.

In what will be described as "Vincent's Run", the Cougars tied the game up on a miraculous play. Facing a third-and-11 from their own 19-yard line with less than 30 seconds left to play, Kevin Kolb found Vincent Marshall on a quick pass that Marshall turned into an 81-yard touchdown as he outraced the Warrior secondary to tie the game.

Both teams scored touchdowns in both the first and second overtimes, setting the stage for the dramatic third overtime. The Warriors took the lead on an eight-yard run by Michael Brewster, but UH's Will Guley intercepted Hawaii's two-point attempt.

The Cougars took over on their possession, needing a touchdown to send it to a fourth overtime, but more importantly, could get the two points needed for the victory; however, the Cougars failed to convert on fourth down.

Houston jumped on the board first after taking the opening kickoff and driving down the field to score first. Kolb hooked up with Chad McCullar from 34 yards out to give Houston a quick 7-0 lead. A Dustin Bell field goal on the next possession increased the lead to 10-0.

The Warriors tied the score up by scoring the game's next 10 points on a 19-yard field goal and a 48 yard pass from Timmy Chang, who relieved starter Jason Whieldon, to Clifton Herbert.

The Cougars regained the lead on the first of three rushing touchdowns by Jackie Battle, and then increased their advantage to 20-10 with Bell's second field goal on the afternoon.

Hawaii took control of the game by scoring 17 unanswered points, including two more scoring tosses by Chang. After an exchange of touchdowns by Houston and Hawaii, the Warriors took the lead again when Chang hooked up with Jason Ribers from four yards out with less than 10 minutes to play, which set the stage for Marshall's heroics.

Battle was named the MVP for the Cougars after rushing for a career-high 124 yards and three touchdowns.

	1	2	3	4	OT	OT	OT	Final
Houston	10	10	0	14	7	7	0	- 48
Hawaii	3	10	14	7	7	7	6	- 54

SCORING SUMMARY:

- UH - McCullar 34 pass from Kolb (Bell kick), 11:53
- UH - Bell 21 field goal, 9:05
- HA - Miranda 19 field goal, 5:48
- HA - Herbert 48 pass from Chang (Miranda kick), 14:28
- UH - Battle 2 run (Bell kick), 11:16
- UH - Bell 35 field goal, 4:42
- HA - Miranda 29 field goal, 1:53
- HA - Brewster 1 run (Miranda kick), 13:23
- HA - Rivers 7 pass from Chang (Miranda kick), 4:35
- UH - Battle 2 run (Bell kick), 14:18
- HA - Rivers 4 pass from Chang (Miranda kick), 9:51
- UH - Marshall 81 pass from Kolb (Bell kick), 0:22
- HA - Komine 11 pass from Chang (Miranda kick), 0:00
- UH - Evans 6 run (Bell kick), 0:00
- UH - Battle 4 run (Bell kick), 0:00
- HA - Rivers 18 pass from Chang (Miranda kick), 0:00
- HA - Brewster 8 run (pass failed), 0:00

Statistics

	UH	Hawaii
First Downs	25	30
Rushes-Yards	54-185	38-114
Comp.-Att.-Int.	34-19-2	47-29-1
Passing Yards	332	527
Return Yards	223	51
Punts-Average	5-46.6	4-41.0
Fumbles-Lost	2-0	2-1
Third Down Conv.	7-19	6-14
Penalties-Yards	10-105	5-45
Time of Possession	29:50	30:10

Rushing – UH: Battle 19-124, Evans 22-66, Schirmer 2-8, Kolb 8-7, Marshall 2(-)-9, Team 1(-)-11; Hawaii: Brewster 14-79, West 6-33, Bass 6-27, Whieldon 5-12, Team 1(-)-1, Chang 6(-)-36.

Passing – UH: Kolb 34-19-2-332; Hawaii: Chang 42-26-1-475, Whieldon 5-3-0-52.

Receiving – UH: Marshall 7-157, McCullar 5-103, Middleton 3-25, Pritchett 2-31, Kolb 1-8, Hopkins 1-8; Hawaii: Rivers 7-143, Komine 7-73, Cockheran 5-162, Brewster 3-40, Welch 3-31, Poumele 2-27, Herbert 1-48, Bass 1-3.



BOWL GAMES IN REVIEW

2005 FORT WORTH BOWL

KANSAS **42**

HOUSTON **13**

December 23, 2005 • Amon G. Carter Stadium

Fort Worth, Texas • Att: 33,500

Jason Swanson threw for 307 yards and four touchdowns, one more than he had in the regular season, and the Kansas Jayhawks beat Houston 42-13 in the Fort Worth Bowl for their first winning season and first bowl victory in 10 years.

Tailback Jon Cornish turned two shovel passes from Swanson into scores, and also rushed for 101 yards on 16 carries. Brian Murph, who hadn't returned a kick all season, turned a muffed punt into an 85-yard score in the first quarter that put the Jayhawks (7-5) ahead to stay. He also caught a 48-yard TD pass.

Houston (6-6) has lost six straight bowls since winning the 1980 Garden State Bowl.

Swanson started his fifth straight game, going 19-for-29 in his fourth victory and earning MVP honors. The senior was the third starting quarterback used by Kansas this year. He hurt his leg during the preseason, but took over in late October after Adam Barman and Brian Luke struggled.

Cougars junior quarterback Kevin Kolb started his 36th straight game and became the career total offense leader at the school where David Klingler and Andre Ware also threw passes. Kolb was 20-of-44 passing for 214 yards with three interceptions, all turned into scores by Kansas.

Kolb had a 1-yard sneak for Houston's only touchdown. The Cougars were held to a season-worst 244 total yards after leading Conference USA with 457 a game during the regular season. Kansas had 538 yards.

Charlton Keith got between Kolb and his intended receiver on a quick-out pass in the fourth quarter. He jumped up and grabbed the pass, then sprinted 14 yards and dived into the end zone.

Theo Barnes had two interceptions for the Jayhawks. The first set up Cornish's 30-yard TD catch in the third quarter, and the second led to Murph's TD catch with 9 minutes left for the final touchdown.

Five minutes into the game, Murph muffed a punt. The ball rolled several yards away from him before he picked it up, circled around several defenders and ran all the way to the left sideline. He then cut back across the field and slipped past a tackler into the open.

Swanson had completions of 31 and 19 yards on the first two plays, but the Jayhawks didn't get another first down on the opening drive. The Cougars then went three-and-out before Justin Laird's 57-yard punt that Murph muffed.

Cornish's first TD was a 13-yard play in the second quarter. Mark Simmons added a 32-yard score in the third when he caught Swanson's pass near the 20, then was free when he twisted inside and the defender slipped.

	1	2	3	4	Final
Kansas	7	7	14	14	- 42
Houston	0	10	3	0	- 13

SCORING SUMMARY:

KU—Brian Murph 85 punt return (Scott Webb kick), 10—10:26
 UH—Ben Bell 32 FG, 20—14:22
 KU—Jon Cornish 13 pass from Jason Swanson (Webb kick), 20—12:49
 UH—Kevin Kolb 1 run (Bell kick), 20—0:57
 KU—Cornish 30 pass from Swanson (Webb kick), 30—12:43
 UH—T.J. Lawrence 44 FG, 30—8:29
 KU—Mark Simmons 32 pass from Swanson (Webb kick), 30—4:57
 KU—Charlton Keith 14 interception return (Webb kick), 40—12:23
 KU—Murph 48 pass from Swanson (Webb kick), 40—9:08

Statistics

	KU	UH
First Downs	29	15
Rushes-Yards	39-198	24-30
Comp.-Att.-Int.	21-32-0	20-44-3
Passing Yards	340	214
Return Yards	131	64
Punts-Average	2-43.0	7-44.9
Fumbles-Lost	1-1	1-0
Third Down Conv.	4-11	4-14
Penalties-Yards	14-138	4-54
Time of Possession	33:29	26:31

Rushing — KU: Cornish 16-101, McAnderson 7-41, Swanson 7-33, Green 9-23; UH: Battle 3-8, Kolb 9-8, Gilbert 9-7, Marshall 1-7, Evans 2-0.

Passing — KU: Swanson 19-29-0-307, Luke 2-3-0-33; UH: Kolb 20-44-3-214.

Receiving — KU: Gordon 6-86, Simmons 5-77, Murph 4-78, Cornish 2-43, Henry 2-33, Fine 2-23; UH: Avery 5-71, Briles 4-36, Gilbert 3-41, McGilvray 3-29, McDaniel 2-15, Marshall 2-12, Harvey 1-10.



ROCKY SCHWARTZ



KENDAL BRILES





2006 AUTOZONE LIBERTY BOWL

SOUTH CAROLINA 44
HOUSTON 36

December 29, 2006 • Liberty Bowl
Memphis, Tenn. • Att: 56,103

With 56,103 in attendance, the University of Houston football team took to the field December 29, 2006 at the AutoZone Liberty Bowl in Memphis, Tenn. Houston faced off against the South Carolina Gamecocks of the SEC in just the third-ever meeting between the two schools.

After scoring four touchdowns in the first half, Houston was unable to hold off the Gamecocks, falling 44-36, in what CollegeFootballNews.com named the 4th-best bowl game of 2006.

The Cougars took an early lead off a 32-yard pass from Kevin Kolb to Vincent Marshall on their first drive of the game. But, the Gamecocks responded late in the first quarter on their second drive with a 2-yard touchdown run by Cory Boyd.

Down a touchdown in the second quarter, Kolb connected with Mark Hafner on a 4-yard pass to even the game at 14 all. Houston would regain the lead with 2:09 left in the first half when Jackie Battle scored from 42 yards out, running untouched to the end zone.

With the first half winding down, Houston scored again when Marshall broke away for a 77-yard touchdown run. It was the longest catch in the Liberty Bowl since 1997, when Pittsburgh had an 89-yard pass against Southern Miss.

With 55 points scored in the first half, Houston and South Carolina combined for the highest scoring half in Liberty Bowl history.

The third quarter proved to be all about defense. South Carolina scored the only points of the quarter on a 45-yard field goal by Ryan Succop. They took that momentum into the fourth quarter, scoring two touchdowns. The Gamecock's Blake Mitchell connected with Kenny McKinley on both scoring plays.

The Cougars pulled within eight points with just under six minutes left in the game, when Battle scored on a 3-yard run and Anthony Alridge completed the two-point conversion; however, it wouldn't be enough as South Carolina held off Houston for the win.

"We were very excited and anxious about the game, and I think we performed well as a football team. In a couple of instances we had a couple of unforced errors that I will take the fall for. But, just like our team has all season long; we battled hard. Our guys played hard, they fought hard, they believed. That's an inspiration to me as a coach," head coach Art Briles said after the game.

The two teams combined for 1,039 yards of total offense, the most ever in Liberty Bowl history. Houston gained 527 yards and the Gamecocks had 512.

Kolb was named Houston's Outstanding Offensive Player after completing 26-of-39 passes for 386 yards and three touchdowns. With his

three tackles, one interception and one pass break up, Willie Gaston was named Houston's Outstanding Defensive Player.

	1	2	3	4	Final
S. Carolina	7	20	3	14	- 44
Houston	7	21	0	8	- 36

SCORING SUMMARY:

UH—Vincent Marshall 32 pass from Kevin Kolb (Ben Bell kick), 1Q—12:59
SC—Cory Boyd 2 run (Ryan Succop kick), 1Q—2:09
SC—Robert Pavlovic 1 pass from Blake Mitchell (kick failed), 2Q—10:47
UH—Mark Hafner 4 pass from Kolb (Bell kick), 2Q—6:12
SC—Sidney Rice 19 pass from Mitchell (Succop kick), 2Q—2:53
UH—Jackie Battle 42 run (Bell kick), 2Q—2:09
SC—Boyd 9 run (Succop kick), 2Q—0:42
UH—Marshall 77 pass from Kolb (Bell kick), 2Q—0:11
SC—Succop 45 FG, 3Q—9:55
SC—Kenny McKinley 43 pass from Mitchell (Succop kick), 4Q—12:15
SC—McKinley 43 pass from Mitchell (Succop kick), 4Q—7:39
UH—Battle 3 run (Anthony Alridge run), 4Q—5:42

Statistics

	SC	UH
First Downs	25	27
Rushes-Yards	41-189	33-135
Comp.-Att.-Int.	19-29-1	27-40-1
Passing Yards	323	392
Total Offense	512	527
Punts-Average	2-45.0	3-42.3
Fumbles-Lost	1-0	2-1
Third Down Conv.	6-12	7-13
Penalties-Yards	9-93	4-40
Time of Possession	33:19	26:41

Rushing — SC: Boyd 18-94, Davis 14-72, Mitchell 8-22, Whiteside 1-1; UH: Battle 11-85, Alridge 10-55, Pope 3-27, Otis 1-0, Kolb 7(-5).

Passing — SC: Mitchell 19-29-1-323; UH: Kolb 26-39-1-386, Alridge 1-1-0-6.

Receiving — SC: Rice 8-139, Boyd 4-45, McKinley 3-112, Stafford 2-19, Newton 1-7, Pavlovic 1-1; UH: Marshall 9-201, Avery 7-72, Ealy 3-48, McDaniel 3-0, Harvey 2-33, Hafner 2-14, Alridge 1-24.



JACKIE BATTLE



KEVIN KOLB



VINCENT MARSHALL



BOWL GAMES IN REVIEW

2007 TEXAS BOWL

TCU	20
HOUSTON	13

December 28, 2007 • Reliant Stadium
Houston, Texas • Att: 62,097

The Cougars had a late rally come up short and dropped a 20-13 decision to TCU in the 2007 Texas Bowl at Reliant Stadium.

Houston pulled within seven after a 32-yard field goal from T.J. Lawrence with 1:57 left in the game. TCU (8-5) won its eighth-straight game over Houston, dating back to 1993.

The Cougars got the ball back with 1:32 left after a three-and-out stand by the defense and started from their own two-yard line.

Case Keenum engineered a seven-play 79-yard drive that had the Cougars at the TCU 19-yard line with 14 seconds remaining. UH had three shots at the end zone but came up short on all three.

Donnie Avery made four catches for 60 yards in the march down the field. He finished with 10 catches for 120 yards.

Keenum threw a fade into the end zone that was just over the finger tips of Jeron Harvey and couldn't connect on a jump ball to L.J. Castile. On the game's final play, Keenum was flushed out of the pocket and hit as he threw by TCU's Chase Ortiz and the ball ended up in the dirt, handing the Cougars their eighth-straight bowl defeat.

Keenum finished 23-of-38 for a career best and Texas Bowl record 335 yards and a touchdown. He was sacked five times on the night. He also set bowl records for completions (23), attempts (38) and longest touchdown pass (67 yards).

Rocky Schwartz led all players with a Texas Bowl record 16 tackles including 15 solo stops.

Leading 10-7 at halftime, the Cougars struggled offensively in the third quarter tallying 19 yards and one first down.

TCU tied things up at 10 after Chris Manfredini hit a 29-yard field goal with 4:56 left in the third quarter.

The Horned Frogs added 10 more points in the fourth quarter after a seven-yard run by Justin Watts with 14:28 left and a 36-yard field goal from Manfredini with 7:28 left in the game.

The Cougars opened up the scoring in the game late in the first quarter after Keenum connected with Andre Kohn on a 67-yard touchdown strike. The play capped a two-play drive that took just 57 seconds. It was the longest play from scrimmage in Texas Bowl history.

TCU tied things up with 10:24 left in the half after Andy Dalton called an 11-play 75-yard drive with a three-yard touchdown scamper. Dalton, the Texas Bowl MVP, finished 20-for-30 for 249 yards and an interception. He also added 14 yards rushing and was sacked twice.

Houston took a 10-7 lead on the heels of a 36-yard field goal by Lawrence with 10 seconds left in the first half.

Anthony Alridge was held to a season-low 29 yards rushing and four-yards receiving. Overall, UH was held to 32 yards rushing and no touchdowns.

Brian Bonner and Jason Phillips tallied 10 tackles apiece to lead the TCU defense. Phillips also added two tackles for a loss and a sack.

Chase Turner set three Texas Bowl punting records including the longest punt in bowl history (65 yards), highest gross punting average (50.2) and most punts (6).

	1	2	3	4	Final
TCU	0	7	3	10	- 20
Houston	7	3	0	3	- 13

SCORING SUMMARY:

UH – Andre Kohn 67 pass from Case Keenum (T.J. Lawrence kick), 1Q – 0:08
TCU – Andy Dalton 3 run (Chris Manfredini kick), 2Q – 10:24
UH – Lawrence 39 field goal, 2Q – 0:10
TCU – Manfredini 29 field goal, 3Q – 6:30
TCU – Justin Watts 7 run (Manfredini kick), 4Q – 14:28
TCU – Manfredini 36 field goal, 4Q – 7:28
UH – Lawrence 32 field goal, 4Q – 1:57

Statistics	TCU	UH
First Downs	19	20
Rushes-Yards	39-116	30-32
Comp.-Att.-Int.	21-30-1	23-38-0
Passing Yards	249	335
Total Offense	365	367
Punts-Average	7-376	6-50.2
Fumbles-Lost	0-0	0-0
Third Down Conv.	5-15	4-15
Penalties-Yards	11-85	6-73
Time of Possession	31:32	21:28

Rushing – TCU: Watts 12-46, Christian 12-42, Dalton 11-17, Turner 3-10, Dickerson 1-1. **UH:** Alridge 15-29, Kohn 1-5, Ganaway 1-0, Keenum 13-(-2).

Passing – TCU: Dalton 21-30-1-249. **UH:** Keenum 23-38-0-335.

Receiving – TCU: Dickerson 3-57, Bryant 3-56, Reagan 3-35, Christian 3-30, Kerley 3-15, Johnson 2-17, Young 1-15, Turner 1-12, Frosch 1-9, Watts 1-3. **UH:** Avery 10-120, McDaniel 5-55, Harvey 4-64, Kohn 1-67, Gilbert 1-16, Castile 1-9, Alridge 1-4.



ANDRE KOHN



PHILLIP HUNT



CASE KEENUM



INDIVIDUAL RECORDS

Rushing

Most Attempts

35	Robert Newhouse vs. Colorado, Bluebonnet Bowl (12/31/71)
32	Jim Strong vs. Auburn, Bluebonnet Bowl (12/31/69)
28	Gene Shannon vs. Dayton, Salad Bowl (01/01/52)

Most Yards

184	Jim Strong vs. Auburn, Bluebonnet Bowl (12/31/69)
175	Gene Shannon vs. Dayton, Salad Bowl (01/01/52)
168	Robert Newhouse vs. Colorado, Bluebonnet Bowl (12/31/71)

Highest Average Per Carry (Min. 10 Carries)

8.3 (13-108)	Donnie McGraw vs. Tulane, Bluebonnet Bowl (12/29/73)
7.7 (11-85)	Jackie Battle vs. South Carolina, AutoZone Liberty Bowl (12/29/06)
7.4 (14-104)	Dyral Thomas vs. Maryland, Cotton Bowl (01/01/77)

Most Touchdowns

4	Gene Shannon vs. Dayton, Salad Bowl (01/01/52)
3	Terald Clark vs. Navy, Garden State Bowl (12/14/80)
3	Jackie Battle vs. Hawai'i, Sheraton Hawai'i Bowl (12/25/03)

Passing

Most Attempts

44	Kevin Kolb vs. Kansas, Fort Worth Bowl (12/23/05)
39	Kevin Kolb vs. South Carolina, AutoZone Liberty Bowl (12/29/06)
38	Case Keenum vs. TCU, Texas Bowl (12/28/07)
34	Kevin Kolb vs. Hawai'i, Sheraton Hawai'i Bowl (12/25/03)
29	Gerald Landry vs. Boston College, Cotton Bowl (01/01/85)

Most Completions

26	Kevin Kolb South Carolina, AutoZone Liberty Bowl (12/29/06)
23	Case Keenum vs. TCU, Texas Bowl (12/28/07)
20	Kevin Kolb, vs. Kansas, Fort Worth Bowl (12/23/05)
19	Kevin Kolb vs. Hawai'i, Sheraton Hawai'i Bowl (12/25/03)
17	Lionel Wilson vs. Oklahoma, Sun Bowl (12/26/81)

Most Yards

386	Kevin Kolb South Carolina, AutoZone Liberty Bowl (12/29/06)
335	Case Keenum vs. TCU, Texas Bowl (12/28/07)
332	Kevin Kolb vs. Hawai'i, Sheraton Hawai'i Bowl (12/25/03)
219	Lionel Wilson vs. Oklahoma, Sun Bowl (12/26/81)
217	Chuck Clements vs. Syracuse, Liberty Bowl (12/27/96)

Highest Completion Percentage (Min. 10 attempts)

72.7 (8-11)	David Dacus vs. Washington State, Aloha Bowl (12/25/88)
-------------	---

Most Touchdowns

3	Kevin Kolb, South Carolina, AutoZone Liberty Bowl (12/29/06)
2	Billy Roland vs. Miami (Ohio), Tangerine Bowl (12/22/62)
2	Kevin Kolb vs. Hawai'i, Sheraton Hawai'i Bowl (12/25/03)

Most Consecutive Completions

8	Billy Roland vs. Miami (Ohio), Tangerine Bowl (12/22/62)
---	--

Total Offense

Most Yards

381	Kevin Kolb South Carolina, AutoZone Liberty Bowl (12/29/06)
339	Kevin Kolb vs. Hawai'i, Sheraton Hawai'i Bowl (12/25/03)
333	Case Keenum vs. TCU, Texas Bowl (12/28/07)
247	Billy Roland vs. Miami (Ohio), Tangerine Bowl (12/22/69)
223	Bubba McGallion vs. N.C. State, Bluebonnet Bowl (12/23/74)

KEVIN KOLB



Receiving

Most Yards

201	Vincent Marshall South Carolina, AutoZone Liberty Bowl (12/29/06)
157	Vincent Marshall vs. Hawai'i, Sheraton Hawai'i Bowl (12/25/03)
120	Donnie Avery vs. TCU, Texas Bowl (12/28/07)
103	Chad McCullar vs. Hawai'i, Sheraton Hawai'i Bowl (12/25/03)
102	Bryan Willingham vs. Tulane, Bluebonnet Bowl (12/29/73)

Most Catches

10	Donnie Avery vs. TCU, Texas Bowl (12/28/07)
9	Vincent Marshall South Carolina, AutoZone Liberty Bowl (12/29/06)
7	Vincent Marshall vs. Hawai'i, Sheraton Hawai'i Bowl (12/25/03)
7	Donnie Avery South Carolina, AutoZone Liberty Bowl (12/29/06)
6	Pat Orchin vs. Colorado, Bluebonnet Bowl (12/31/71)
6	Mark Ford vs. Oklahoma, Sun Bowl (12/26/81)

Punting

Highest Average

50.2 - 6 punts	Chase Turner vs. TCU, Texas Bowl (12/28/07)
----------------	---

Scoring

Most Points

24	Gene Shannon vs. Dayton, Salad Bowl (01/01/52)
24	Joe Lopasky vs. Miami (Ohio), Tangerine Bowl (12/22/62)
18	Terald Clark vs. Navy, Garden State Bowl (12/14/80)
18	Jackie Battle vs. Hawai'i, Sheraton Hawai'i Bowl (12/25/03)

Most PAT

7	Bill McMillan vs. Miami (Ohio), Tangerine Bowl (12/22/62)
6	Dustin Bell vs. Hawai'i, Sheraton Hawai'i Bowl (12/25/03)
5	Ricky Terrell vs. Tulane, Bluebonnet Bowl (12/29/73)



BOWL GAMES HISTORY

Most Field Goals

2	T.J. Lawrence vs. TCU, Texas Bowl (12/28/07)
2	Kenny Hatfield vs. Notre Dame, Cotton Bowl (01/01/79)
2	Dustin Bell vs. Hawai'i, Sheraton Hawai'i Bowl (12/25/03)

Longest Plays

Rush	
75	Marshall Johnson vs. Tulane, Bluebonnet Bowl (12/29/73)
74	Jim Strong vs. Auburn, Bluebonnet Bowl (12/31/69)
51	Antowain Smith vs. Syracuse, Liberty Bowl (12/27/96)

Pass

81	Vincent Marshall from Kevin Kolb vs. Hawai'i Sheraton Hawai'i Bowl (12/25/03)
77	Vincent Marshall from Kevin Kolb vs. South Carolina AutoZone Liberty Bowl (12/29/06)
73	Eddie Foster from Bubba McGallion vs. North Carolina State Bluebonnet Bowl (12/23/74)
67	Andre Kohn from Case Keenum vs. TCU, Texas Bowl (12/28/07)
63	Robert Durham from Lionel Wilson vs. Oklahoma Sun Bowl (12/26/81)

Punt Return

70 yards	Joe Lopasky vs. Miami (Ohio), Tangerine Bowl (12/22/62)
----------	---

Interception Return

72	Alton Montgomery vs. Washington St., Aloha Bowl (12/25/88)
----	--

Kickoff Return

98	Earl Allen vs. Boston College, Cotton Bowl (01/01/85)
----	---

Field Goal

41	Kenny Hatfield vs. Nebraska, Cotton Bowl (01/01/80)
----	---

Punt

70	Simon Rodriguez vs. Washington St., Aloha Bowl, 12/25/88
----	--

TEAM RECORDS

Points

Most:	49 vs. Miami (Ohio), Tangerine Bowl (12/22/62)
Most Allowed:	54 by Hawai'i, Sheraton Hawai'i Bowl (12/25/03)
Fewest:	14 vs. Oklahoma, Sun Bowl (12/26/81)
Fewest Allowed:	0 by Navy, Garden State Bowl (12/14/80)
Most in a Quarter:	28 (2nd) vs. Miami (Ohio), Tangerine Bowl (12/22/62)

First Downs

Most:	31 vs. Dayton, Salad Bowl (01/01/52)
Most Allowed:	30 by Hawai'i, Sheraton Hawai'i Bowl (12/25/03)
Fewest:	13 vs. Washington State, Aloha Bowl (12/25/88)
Fewest Allowed:	13 vs. Syracuse, Liberty Bowl (12/27/96)
Most Rushing:	25 vs. Dayton, Salad Bowl (01/01/52)
Most Rushing Allowed:	22 by Syracuse, Liberty Bowl (12/27/96)
Fewest Rushing:	3 vs. TCU, Texas Bowl (12/28/07)
Fewest Rushing Allowed:	2 by Auburn, Bluebonnet Bowl (12/31/69)
Most Passing:	16 vs. South Carolina, AutoZone Liberty Bowl (12/29/06)
Most Passing Allowed:	17 by Hawai'i, Hawai'i Bowl (12/25/03)
Fewest Passing:	2 vs. Navy, Garden State Bowl (12/14/80)
Fewest Passing Allowed:	0 by Oklahoma, Sun Bowl (12/26/81)
Most Penalty:	2, done six times; last vs. TCU, Texas Bowl (12/28/07)
Fewest Penalties:	0, done five times; last vs. South Carolina, Liberty Bowl (12/29/06)

Rushing Attempts

Most:	78 vs. Navy, Garden State Bowl (12/14/80)
Most Allowed:	64 by Syracuse, Liberty Bowl (12/27/96)
Fewest:	21 vs. Washington State, Aloha Bowl (12/25/88)
Fewest Allowed:	25 by Auburn, Bluebonnet Bowl (12/31/69)

Rushing Yards

Most:	405 vs. Navy, Garden State Bowl, 12/14/80
Most Allowed:	409 by Oklahoma, Sun Bowl, 12/26/81
Fewest:	24 vs. Kansas, Fort Worth Bowl, 12/23/05
Fewest Allowed:	1 by Auburn, Bluebonnet Bowl, 12/31/69

Passing Attempts

Most:	44, vs. Kansas, Fort Worth Bowl (12/23/05)
Most Allowed:	47 by Hawai'i, Sheraton Hawai'i Bowl (12/25/03)
Fewest:	7-twice, last vs. Navy, Garden State Bowl (12/14/80)
Fewest Allowed:	5 by Oklahoma, Sun Bowl (12/26/81)

Pass Completions

Most:	27 vs. South Carolina, Liberty Bowl (12/29/06)
Most Allowed:	40 by Miami (Ohio), Tangerine Bowl (12/22/62)
Fewest:	3 vs. Navy, Garden State Bowl (12/14/80)
Fewest Allowed:	1 by Oklahoma, Sun Bowl (12/26/81)

Passing Yardage

Most:	392 vs. South Carolina, Liberty Bowl (12/29/06)
Most Allowed:	527 by Hawai'i, Sheraton Hawai'i Bowl (12/25/03)
Fewest:	45 vs. Navy, Garden State Bowl (12/14/80)
Fewest Allowed:	(-2) by Oklahoma, Sun Bowl (12/26/81)

Plays

Most:	88 vs. Oklahoma, Sun Bowl (12/26/81)
	88 vs. Hawai'i, Sheraton Hawai'i Bowl (12/25/03)
Most Allowed:	92 by Washington St., Aloha Bowl (12/25/88)
Fewest:	55 vs. Syracuse, Liberty Bowl (12/27/96)
Fewest Allowed:	59 by Oklahoma, Sun Bowl (12/26/81)

Total Offense

Most:	655 vs. Tulane, Bluebonnet Bowl (12/29/73)
Most Allowed:	641 by Hawai'i, Sheraton Hawai'i Bowl (12/25/03)
Fewest:	289 vs. Notre Dame, Cotton Bowl (01/01/79)
Fewest Allowed:	173 by Tulane, Bluebonnet Bowl (12/29/73)

Interceptions

Most:	4, done twice; last vs. Notre Dame, Cotton Bowl (01/01/79)
Most Thrown:	3, vs. Kansas, Fort Worth Bowl (12/23/05)
Fewest:	0 vs. Syracuse, Liberty Bowl (12/27/96)
Fewest Thrown:	0, done four times; last vs. Kansas, Fort Worth Bowl (12/23/05)

Fumbles

Most:	8 vs. Navy, Garden State Bowl (12/14/80)
Most Lost:	4 vs. Tulane, Bluebonnet Bowl (12/29/73)
Most Recovered:	3, done twice; last vs. Navy, Garden State Bowl (12/14/80)

Penalties

Most:	10 vs. Hawai'i, Sheraton Hawai'i Bowl (12/25/03)
Fewest:	2, done three times; last vs. Oklahoma, Sun Bowl (12/26/81)
Most Yards:	105 vs. Hawai'i, Sheraton Hawai'i Bowl (12/25/03)
Fewest Yards:	22; done two times; last vs. Nebraska, Cotton Bowl (01/01/85)