

**AMERICA EAST CHAMPS: 2008, 2018 | AMERICA EAST REGULAR SEASON CHAMPS: 2008, 2021**  
**NCAA SECOND ROUND: 2018 | CIT SEMIFINALS: 2017**

UMBC (1-0, 0-0 America East)  
at Dayton (1-0, A-10)

Sat. Nov. 8 :: UD Arena | Dayton, Ohio | ::2:00 p.m. :: ESPN+

## THE MATCH UP

UMBC trails, 1-0 | The Retrievers and Flyers only meeting came during the 1999-2000 season in Dayton.  
The Flyers came away with an 83-60 victory.



@UMBC\_MBB

### QUICK COMPARISON (25-26)

1-0 (0-0)	Record	1-0 (0-0)
74.0	Points Per Game	88.0
53.0	Points Per Game Allowed	48.0
41.0	Rebounding Per Game	33.0
.429	Field Goal Pct.	.529
.393	3-Point Pct.	.250
.692	Free Throw Pct.	.683



@DaytonMBB

### UMBC QUICK FACTS

Head Coach: Jim Ferry  
Record at UMBC: 61-68 (5th season)  
Overall Record: 386-346 (26th season)  
2025-26 Scoring Leader: Jah'likai King (23.0 ppg.)  
Rebounding Leader: Jah'likai King (8.0 rpg.)  
Assists Leader: Ace Valentine (6.0 apg.)

### DAYTON QUICK FACTS

Head Coach: Anthony Grant  
Record at Dayton: 173-83 (9th season)  
Overall Record: 366-193 (18)  
2024-25 Scoring Leader: Javon Bennett (20.0 ppg.)  
Rebounding Leader: Amael L'Etang (6.0)  
Assists Leader: De'Shayne Montgomery (5.0)

### KEY STORYLINES

#### HISTORY LESSON

UMBC is competing in its 59th season as a varsity men's basketball program and has compiled a 666-940 (.415) record during that span. The program began DI competition in 1986-87 and has recorded a 477-672 (.411) record in 39 season. 5th-year head coach Jim Ferry is the program's 10th all-time head coach. The Retrievers have competed in four DI conferences in their history. (East Coast, Big South, Northeast, America East).

#### POSTSEASON PLAY

UMBC qualified for the NCAA Tournament for the second time in program history in 2018 after making their first appearance in "The Big Dance" in 2008.

UMBC became the first #16 seed to defeat the #1 seed when they defeated Virginia in 2018, 74-54.

UMBC reached the CIT semifinals in 2017.

#### ABOUT DAYTON

The Flyers coasted to an 88-48 victory over Canisius in the 2025-26 regular season opener on Monday, Nov. 3, at UD Arena. Senior Javon Bennett scored 11 of his game-high 20 points in the first 11 minutes of the game, going 8-of-10 from the floor and also adding two steals and two assists. Sophomore Amael L'Etang added 17 points and a game-high six rebounds, and junior De'Shayne Montgomery added 16 points, six steals, five assists and four rebounds.

## RETRIEVERS ON THE COURT

Probable Starters	Cl.	Pos.	Ht./Wt.	Hometown	PPG	RPG	Other
1 Ace Valentine	JR	G	6-3/190	Baltimore, Md.	11.0	4.0	6 assists
4 Jah'likai King	JR	G	6-2/160	Newburgh, N.Y.	23.0	8.0	5-8 3pt
3 DJ Armstrong Jr.	GR	G	6-4/190	Orlando, Fla.	12.0	0.0	4-6 3-pt
11 Caden Diggs	SO	F	6-8/195	Waldorf, Md.	5.0	7.0	
23 Riley Jacobs	FR	F/C	6-9/205	Alexandria, Va.	6.0	4.0	2 blocks
Key Reserves	Cl.	Pos.	Ht./Wt.	Hometown	PPG	RPG	Other
2 Josh Odunowo	GR	F	6-6/215	Laurel, Md.	-	-	-
5 Daylon Dickerson	SO	F	6-6/200	Kaufman, Tex.	4.0	3.0	
7 Tim Eze	SO	F	6-7/210	Kleinburg, Ontario	6.0	5.0	
10 Paul Greene	GR	F	6-6/195	Freeport, Bahamas	-	-	
13 Devin Ceaser	SR	G	6-1/175	Waldorf, Md.	-	-	
14 Jose Tanchyn	JR	F/C	6-10/235	Cordoba, Spain	2.0	3.0	

## 2025-26 :: SCHEDULE & RECORD

### THE RECORD

Overall: 1-0  
Conference:  
Home: 1-0  
Away:  
Streak: W1

### THE SCHEDULE

DATE	OPPONENT	TIME/RESULT
OCTOBER 27	at Maryland (Exhibition)	L, 82-81
NOVEMBER		
TUE, 4	PENN STATE YORK	W, 74-53
SAT, 8	at Dayton	2:00 pm
TUE, 11	at Morgan State	7:00 pm
SUN, 16	WAGNER	12:00 p.m.
WED, 19	at George Washington	7:00 p.m.
MON, 24	NOTRE DAME (MD)	6:00 p.m.
SAT, 29	DELAWARE STATE	2:00 p.m.
DECEMBER		
WED, 3	at Georgetown	8:00 p.m.
SAT, 6	at Bucknell	12:00 p.m.
TUE, 9	BUFFALO	5:00 p.m.
FRI, 12	ARMY	6:00 p.m.
SUN, 21	at South Florida	3:00 p.m.
MON, 29	at Coppin State	6:00 p.m.
JANUARY		
THU, 8	MAINE *	6:00 p.m.
SAT, 10	NEW HAMPSHIRE *	1:00 p.m.
THU, 15	at Bryant	TBA
MON, 19	at Binghamton	6:07 p.m.
THU, 22	NIJT *	6:00 p.m.
SAT, 24	UMASS LOWELL *	1:00 p.m.
THU, 29	at Vermont	6:00 p.m.
SAT, 31	at UAlbany	TBA
FEBRUARY		
THU, 5	BINGHAMTON *	6:00 p.m.
THU, 12	at Maine	TBA
SAT, 14	at New Hampshire	1:00 p.m.
THU, 19	VERMONT *	6:00 p.m.
SAT, 21	UAlbany *	1:00 p.m.
THU, 26	BRYANT *	6:00 p.m.
SAT, 28	at UMass Lowell *	TBA
MARCH		
TUE, 3	at NJIT *	TBA

### SCHEDULE KEY

\*America East Conference game  
All Times Eastern



@UMBC\_MBB

#RetrieverNation

## ▶ QUICK FACTS

### THE BASICS

Location: Catonsville, MD  
 Founded: 1966 (59 years ago)  
 Affiliation: NCAA Division I  
 Conference: America East  
 Enrollment: 13,602  
 Colors: Black & Gold  
 Nickname: Retrievers  
 University President: Valerie Sheares Ashby (4th Year)  
 Faculty Representative: Dr. Kathryn Klein  
 Director of Athletics, P.E. & Recreation: Tiffany D. Tucker  
 Athletics Department Phone: (410) 455-2207  
 Ticket Office Phone: (443) 612-3840  
 Arena: Chesapeake Employers Insurance Arena  
 Capacity: 6,000 (Built in 2018)  
 Athletics Website: www.UMBCRetrievers.com

## ▶ TEAM FACTS

### COACHING STAFF

Head Coach: Jim Ferry  
 Alma Mater: Keene State '90  
 Season: 5th  
 Twitter: @CoachJimFerry  
 Assistant Coach: Danny Lawson  
 Alma Mater: Bentley '07  
 Season: 5th  
 Twitter: @CoachLawson10  
 Assistant Coach: Evann Baker  
 Alma Mater: Quinnipiac  
 Season: 5th  
 Twitter: @CoachBake\_UMBC  
 Assistant Coach: Ceasar Adim  
 Alma Mater: UMass Amherst  
 Season: 5th  
 Twitter: @CeasarAdim  
 Assistant Coach: Gabe Maturo  
 Alma Mater: UMBC '22  
 Season: 5th  
 Twitter: @GabeMaturo  
 Assistant Coach: Ethan Lynch  
 Alma Mater: UMBC '24  
 Season: 2nd  
 Twitter: @EthanLynch

### 2024-25 RECAP

2024-25 Overall Record: 13-19  
 Home, Away, Neutral: 8-9, 5-10, 0-0  
 2024-25 America East Record: 5-11  
 Conference Finish: 7th

### 25-26 ROSTER BREAKDOWN

Starters Returning/Lost: 2/3  
 Letterwinners Returning/Lost: 5/6  
 Newcomers: 9  
 State/Country Breakdown:  
 Maryland (6) - Valentine, Odunowo, Diggs, Ceasar, Thakkar, Stout  
 New York (1) - King  
 Texas (1) - Dickerson  
 Florida (1) - Armstrong Jr.  
 Kansas (1) - Downing  
 Virginia (1) - Jacobs  
 Spain (1) - Tanchyn  
 Lithuania (1) - Ciunys  
 Bahamas (1) - Greene  
 Ontario (1) - Eze

# RETRIEVER ROUNDUP

## 2025-26 ROSTER

No.	Name	Cl/P	Ht	WT	Hometown   Previous School
0	Regimantas Ciunys *	Sr./F	6-6	190	Vilnius, Lithuania   The Harvey (N.Y.) School
1	Ace Valentine	Jr./G	6-3	190	Columbia, Md./Mount St. Joseph
2	Josh Odunowo	Gr./F	6-6	215	Laurel, Md./Perkiomen School (Pa.)/Columbia
3	DJ Armstrong Jr.	Gr./G	6-4	190	Orlando, Fla./Windermere/Texas Permian Basin
4	Jah'likai King	Jr./G	6-3	160	Newburgh, N.Y./Newburgh Free Academy/New Haven
5	Daylon Dickerson	Jr./F	6-6	200	Kaufman, Tex./Kaufman/McLennan C.C.
7	Tim Eze	So./F	6-7	200	Kleinburg, Ontario/Bill Crothers Prep
10	Paul Greene	Gr./F	6-6	185	Freeport, Bahamas/Southern New Hampshire Penmen
11	Caden Diggs	So./F	6-7	195	Waldorf, Md./Bullis School/Old Dominion
12	Jake Stout	Fr./G	6-5	200	Catonsville, Md./Boys' Latin
13	Devin Ceaser	Sr./G	6-1	170	Waldorf, Md./St. Stephens & St. Agnes/Old Dominion
14	Jose Tanchyn	Jr./F-C	6-10	235	Cordoba, Spain/IES Litoral/Palm Beach Atlantic
21	Cougar Downing	Sr./G	6-2	180	Alchinson, Kansas/Eastern New Mexico
23	Riley Jacobs	Fr./F-C	6-9	190	Alexandria, Va./St. Stephens & St. Agnes
30	Saahil Thakkar	Fr./G	6-1	155	Germantown, Md./Northwest

\* Medical Redshirt this season

## STAFF

Head Coach: Jim Ferry  
 Record at UMBC: 61-68 (.469) (5th season)  
 Overall Record: 386-347 (.526) (25th season)  
 Assistant Coach: Danny Lawson (5th season)  
 Assistant Coach: Evann Baker (5th season)  
 Assistant Coach: Ceasar Adim (5th season)  
 Assistant Coach: Gabe Maturo (5th season)  
 Assistant Coach: Ethan Lynch (2nd season)  
 Graduate Assistant: JC Harris (1st Season)  
 Special Assistant to HC: Sabee Wahla (1st Season)  
 Dir. of Sports Performance: Brian Amenta (10th year)  
 Athletic Trainer: Samantha Reynolds (8th year)

## PRONUNCIATION GUIDE

- 0 Reggie-mon-tas Two-neese
- 2 Oh-dune-Ugh-Woah
- 4 Jah-lick-eye
- 5 Day-Lin
- 7 Ezz-Aye
- 11 Kay-Din
- 14 Tan-Chin
- 30 Sa-heel Tha-Kar

### Coaches

Ceasar Adim - C-Zer Ah-Deem  
 Sabee Wahla - Saa-Bee Wah-La

## WE Are UMBC

\*The full name of our institution is University of Maryland, Baltimore County.  
 \*We prefer to simply be called UMBC.  
 \*Please use our full name only on first reference if you must use it at all.  
 \*Our full name has a comma between Maryland and Baltimore; please do NOT use a hyphen.  
 \*Please do NOT call us Maryland-BC, UM-Baltimore County, Maryland-Baltimore, Maryland-Balt. Co. or Maryland (Baltimore County).



# UMBC

## UMBC ATHLETICS COMMUNICATIONS (MBB CONTACT)



David Gansell (Second Season)  
 Assistant Director of Ath. Comm.

Email: Gansell@umbc.edu  
 Office: (410) 455-2639

Twitter: @DavidGansell  
 Cell: (718) 930-4237

## ► BY THE NUMBERS

58

UMBC is competing in its 58th season as well as their 40th season of DI hoops in Baltimore.

9

UMBC welcomes 9 newcomers to the squad in 24-25

16

UMBC became the first #16 seed to knock off the #1 seed in the history of the NCAA Division I Tournament when they bounced Virginia, 74-54, in 2018.

## TEAM NOTES

### RETRIEVER TIP-OFF

- The Retrievers are beginning their 58th season as well as their 40th season of D1 hoops in Baltimore.
- UMBC has a record of 674-951 (.414) all-time.
- The Retrievers are 477-678 (.412) at the DI level
- UMBC was selected to finish seventh in the America East Preseason Poll.
- Graduate student Josh Odunowo was named to the America East Preseason All-Conference Team after averaging 11.5 points and 5.1 rebounds per game last season.
- The Retrievers have nine new faces in 2025-26.
- UMBC won their season-opener, 74-53, against Penn State York on Tuesday evening in Baltimore. Junior guard Jah'Likai King scored 23 points and grabbed eight rebounds.
- The Dawgs delivered an impressive performance but ultimately fell to the Maryland Terrapins, 82-81, in an exhibition game at the XFINITY Center on October 27.
- Junior forward Daylon Dickerson led the scoring for UMBC with 16 points on 6-of-8 shooting, contributing to a total of six players in double figures. Graduate student guard DJ Armstrong Jr. added 14 points and recorded a game-high seven assists. Other notable scorers included sophomore forward Caden Diggs with 13 points (including three three-pointers), junior guard Jah'Likai King with 12 points, and both graduate forward Paul Greene and senior guard Devin Ceaser, who each scored 10 points.
- UMBC held a 78-76 lead after Dickerson made a free throw with 1:01 left, but Maryland's George Turkson Jr. hit a three-pointer with 48 seconds remaining, allowing the Terrapins to secure the victory.

### LAST TIME OUT

- The Retrievers opened their season with a decisive victory over the Penn State York Nittany Lions, winning 74-53 on Tuesday evening at Chesapeake Employers Insurance Arena.
- Junior guard Jah'Likai King led the Retrievers with a game-high 23 points and added eight rebounds. King shot 8-for-15 from the field and made 5-of-8 from three-point range. Graduate student guard DJ Armstrong Jr. contributed 12 points, hitting 4-of-6 from beyond the arc. Junior guard Ace Valentine also made an impact, scoring 11 points and providing a game-high six

- assists.
- The Retrievers initially trailed 8-7 with 15:35 left in the first half but quickly surged ahead, going on a 15-2 run to establish a 22-10 lead by the 7:20 mark. King and Armstrong hit consecutive three-pointers to cap the run.
- Penn State York managed to cut the lead to single digits at 25-16 after a fast-break dunk with 4:14 remaining in the half. However, UMBC closed the half with the last four points, heading into halftime with a 39-25 advantage.
- Valentine and King scored the first two baskets of the second half, extending the Retrievers' lead to 43-25, their largest of the game up to that point.
- The Nittany Lions narrowed the gap to 47-33 at the 14-minute mark, but UMBC responded with a 13-7 run, pushing their lead to 20 points with just under nine minutes left. Fifth-year senior guard Cougar Downing ignited the stretch with a three-pointer from the top of the key.
- The Retrievers' lead grew to as much as 25 points in the final minutes, securing a solid win as they began their season.

### SERIES HISTORY

- The Retrievers and Flyers only meeting came during the 1999-2000 season in Dayton.
- The Flyers came away with an 83-60 victory.

### A PROGRAM ON THE RISE

- UMBC is enjoying their best stretch in program history as the Retrievers have gone a combined 164-153 (.517) over the past ten seasons. They are 83-78 (516) in AE Play.
- UMBC enjoyed three straight 20+ win seasons from 2016-17 to 2018-19. Their 25 victories in 2017-18 was a program-high.
- UMBC became the first #16 seed to knock off a #1 seed when the Retrievers shocked Virginia, 74-54, in the 2018 NCAA Tournament.
- Chesapeake Employers Insurance Arena** (formerly the UMBC Event Center) officially opened on Feb. 3, 2018, as the UMBC men's basketball team hosted the Vermont Catamounts before a capacity crowd of 4,753. Both the men's and women's basketball teams played their February and March games in the new facility, which included three post-season victories.
- The on-campus facility can accommodate nearly 6,000 patrons for commencements,

concerts, featured speakers, and other events. It includes spectator facilities, such as concessions, catering, hospitality, restrooms, security and guest services.

### COACH FERRY

- Jim Ferry is in his 26th season as a collegiate head coach and his fifth at UMBC.
- Ferry own a 61-68 record in Baltimore,
- Ferry led the Retrievers to consecutive 18-14 records as well as an appearance in the America East Finals in 2021-22.
- Prior to his arrival in Baltimore, Ferry served in 2020-21 as the interim head coach at Penn State. He led the Nittany Lions to an 11-14 overall mark and a
- 7-12 Big Ten record that included wins over NCAA Tournament
- teams No. 14 Wisconsin, No. 15 Virginia Tech, Rutgers, and Maryland (twice).
- Ferry spent 10 seasons as head coach at LIU Brooklyn, guiding the program to unprecedented levels of success. He led the Blackbirds to the Northeast Conference regular-season titles and tournament championships in 2011 and 2012, including their first NCAA Championship appearance in 14 years.

### AMERICA EAST PRESEASON POLL

Rank	Team (First-Place Votes)	Points
1	Vermont (7)	63
T-2	Maine (1)	47
T-2	UAlbany	47
4	UMass Lowell (1)	39
5.	Binghamton	37
6.	Bryant	35
<b>7</b>	<b>UMBC</b>	<b>31</b>
8.	NJIT	13
9	New Hampshire	12

### MILESTONE WATCH

- 1000 career points, Jah'Likai King (957)
- 200 career assists, Jah'Likai King (180)
- 500 career rebounds, Jah'Likai King (412)
- 800 career points, Josh Odunowo (766)
- 500 career rebounds, Josh Odunowo (404)
- 100 career blocks, Josh Odunowo (71)
- 500 career points, Cougar Downing (487)
- 500 career points, Ace Valentine, (463)
- 200 career assists, Ace Valentine (191)
- 500 career rebounds, Paul Greene (452)
- 500 career points, Paul Greene (476)

## 25-26 GAME-BY-GAME STARTERS

OPPONENT	1	2	3	4	5
Penn State York	Jah'Likai King	Ace Valentine	DJ Armstrong	Caden Diggs	Riley Jacobs

## 25-26 AE Rankings

STAT	Value	AE Rank
Points Per Game		
Points Allowed Per Game		
Scoring Margin		
Free Throw Pct.		
Field Goal Pct.		
Field Goal Pct. Defense		
3FG Pct.		
3FG Pct. Defense		
3FG Made Per Game		
Combined Rebounds		
Combined Opp. Rebounds		
Rebounding Margin		
Off. Reb. Per Game		
Def. Reb. Per Game		
Blocks Per Game		
Assists Per Game		
Steals Per Game		
Turnovers Per Game		
Turnover Margin		
Assist/Turnover Ratio		



Players												25-26 Single-Game Leaders		
	10+ Points	20+ Points	30+ Points	10+ Rebs	15+ Rebs	20+ Rebs	5+ Assists	10+ Assists	5+ Steals	5+ Blocks	Double-Doubles	Points	Rebs	Assists
Ace Valentine	1						1							1
Josh Odunowo														
DJ Armstrong Jr.	1													
Jah'Likai King	1											1	1	
Daylon Dickerson														
Tim Eze														
Paul Greene														
Caden Diggs														
Jake Stout														
Devin Ceaser														
Jose Tanchyn														
Cougar Downing														
Riley Jacobs														1
Saahil Thakkar														1



# JIM FERRY

Head Coach :: 5th Season at UMBC

► @CoachJimFerry



## CAREER RECORDS (26th Season)

Overall Record (All Games): 386-347(.531)

Record at Plymouth State: 22-8

Record at Adelphi: 82-11

Record at LIU Brooklyn: 150-149

Record at Duquesne: 60-97

Record at Penn State: 11-14

Record at UMBC: 61-68 (5th season)



## CAREER HIGHLIGHTS

Led Adelphi to the NCAA Division II Tournament Sweet 16 in 1999-00.

Led Adelphi to the NCAA Division II Tournament Elite 8 in 2000-01 and 2001-02.

Led LIU Brooklyn to the NCAA Division I Tournament Second Round in 2010-11 and 2011-12.

Led Duquesne to the CBI Tournament Second Round in 2015-16.

Led UMBC to the America East Championship game in his first season in 2021-22.

UMBC won a school-record 10 non-conference games in 22-23.

Jim Ferry became the tenth UMBC head men's basketball coach in school history in April of 2021.

In his first two seasons, Ferry led the Retrievers to back-to-back 18-win campaigns. UMBC reached the 2021-22 America East Championship game after finishing second during the regular-season. The team also knocked off a Power 5 opponent, Pittsburgh (ACC), to highlight the non-conference season. In 2022-23, the Retrievers finished fourth in the league and hosted a first-round conference tournament contest. In addition, UMBC won a program-record 10 non-conference contests that season.

Over the past two seasons, Ferry guided the black and gold to America East Tournament appearances in 2023-24 and 2024-25.

Ferry came to Baltimore after serving in 2020-21 as the interim head coach at Penn State University. That season, Ferry led the Nittany Lions to an 11-14 overall mark and a 7-12 Big Ten record that included wins over NCAA Tournament teams No. 14 Wisconsin, No. 15 Virginia Tech, Rutgers, and Maryland (twice).

Ferry began his tenure as an assistant coach at Penn State in 2017-18 and was an integral part of the offensive resurgence for the Nittany Lions.

The 2019-20 season saw Penn State amass 21 wins overall and 11 Big Ten victories, its second-highest total since joining the league in 1992-93 and ranked third in the overall Big Ten statistical standings at 75.1 points per game. The Nittany Lions were positioned for an NCAA Tournament berth before the COVID-19 pandemic canceled their postseason opportunities.

During his tenure, Penn State vaulted into its historical top 10 of multiple statistical categories, including points scored, scoring average, field goals, and 3-point field goals. PSU claimed the top spots in 2019-20 Big Ten games in total points and field goals and crushed the previous 3-point field goal mark. The league scoring average of 71.6 in 2019-20 ranks fifth on the Nittany Lions' chart with the 2017-18 average of 72.1 ahead at third. Those averages were the first to enter the top-five echelon since the scoring record was set almost two decades ago.

Individually, two-time first-team All-Big Ten forward Lamar Stevens became one of only two Nittany Lions with at least 2,000 career points and only three to produce at least 500 points in three consecutive seasons.

Ferry's offensive mindset translated to an increase in the Nittany Lions' point production and helped rewrite the record book in 2017-18. All five starters had scoring averages in

double figures through mid-February 2018 as Penn State was one of only 13 NCAA Division I teams that could make that claim. PSU won 26 games that year, its second-highest total ever, and captured its second National Invitation Tournament title.

The 2017-18 team scored 2,915 points in all games, and 1,297 in Big Ten contests, both totals earning the program's top rankings in those categories. The 46.4 field goal percentage easily ranked No. 1 in the 26 years of Big Ten play.

The 1,057 field goals smashed the previous mark, set in 2008-09, by more than 150. Records for 3-point field goals, both by the team (294) and by senior sharpshooter Shep Garner, also fell with Garner capturing both Penn State's career record (336) as well as PSU's single-season mark (120). That total also allowed Garner to break the Big Ten single-season record, one that stood for 23 years previously.

Prior to arriving in State College, Ferry was the bench boss at Duquesne. Ferry's Duquesne teams reached several milestones in his five years there, including a 17-win mark in 2015-16, a total reached only six times in the previous 43 years. The Dukes set a school record for points (2,704) that year and netted 322 three-point field goals, the third-highest total in Atlantic 10 history. During that season, Ferry celebrated his 300th career coaching win and the Dukes helped add to that total with their first postseason victory in nearly 50 years.

The Dukes posted other notable wins under Ferry, recording a victory at Atlantic 10 foe Temple in 2013, their first since 1995. An upset of 10th-ranked Saint Louis on the Billikens' home court gave Duquesne its first road win over a top-10 team in more than five decades. Victories over teams in the Atlantic Coast, Big Ten, and Big 12 conferences helped the program make significant progress.

Prior to his five years at Duquesne, Ferry spent 10 seasons as head coach at LIU Brooklyn, guiding that program to unprecedented levels of success. Ferry led the Blackbirds to Northeast Conference regular-season titles and tournament championships in 2011 and 2012, including their first NCAA Championship appearance in 14 years.

Ferry engineered a turnaround at LIU Brooklyn, inheriting a team that had won only five games in the season before his arrival. He transformed the program into a winner, posting back-to-back campaigns of at least 25 wins for the first time since the 1941-42 season. The program's 2011 and 2012 NEC crowns were the first back-to-back league titles in LIU Brooklyn's history, and Ferry helped position the Blackbirds for a third-straight NCAA Tournament appearance in 2013.

At LIU Brooklyn, Ferry and his team achieved double-digit

win totals eight times and he was selected the NEC Coach of the Year in 2005 and 2011. Recognition came also from the National Association of Basketball Coaches as he was tabbed the District 18 Coach of the Year and the NIT/Metropolitan Basketball Writers Association (MBWA) Peter A. Carlesimo Division I Coach of the Year in 2011.

With his offensive-minded approach, Ferry has produced some of the nation's top-scoring squads. LIU Brooklyn was the fourth-highest scoring team in the country in 2011 and his 2012 team ranked second, scoring at a clip of 81.4 points per game. In addition to steady improvements in other key statistical markers at Duquesne, the Dukes closed in on 80 points per game average in 2015-16.

Ferry, who owns a career record of 385-347 in 24 years as a head coach, entered the coaching ranks as an assistant at his alma mater, Keene State College, in Keene, New Hampshire, following his graduation in 1990. He then served as an assistant coach at Bentley College for seven years where he helped the Falcons win the 1992-93 Northeast 10 regular-season championship and earn a trip to the NCAA Tournament.

In 1998-99, Plymouth State hired Ferry to guide its program and saw the first-year head coach compile 22 wins. The Panthers captured a share of the Little East Conference title and played in the ECAC New England Tournament championship game.

Ferry returned to his home state to lead Adelphi University, compiling an 82-11 record in three seasons from 1999-2002. His 1999-2000 team advanced to the NCAA Div. II Sweet Sixteen and his 2000-01 and 2001-02 teams made back-to-back trips to the NCAA Div. II Elite Eight. The 2001 squad claimed a No. 1 with 31-straight wins and in his two final two seasons, the program had only four losses combined. He was recognized as the USBWA Basketball Times Division II Coach of the Year following the 2000-01 season and was the NIT/MBWA Division II Coach of the Year in 2000, 2001, and 2002.

Ferry played one year at New York Tech before transferring to Keene State, where he posted a double-digit scoring average for his career. Ferry led the Owls in scoring as a junior and was team captain as a senior. The son of a New York City transit police officer, he earned his undergraduate degree in public safety science.

# ON THE BENCH

## DANNY LAWSON

**Assistant Coach :: Bentley, 2007**

- Joined the Retriever staff for the 2021-22 season after spending three years as the head coach at Emmanuel College.
- Led Emmanuel to an 18-8 record and was named 2019 D3Hoops.com Northeast Region Coach of the Year.
- Prior to Emmanuel, Lawson spent seven years working alongside Jim Ferry at both Duquesne and Long Island University as an assistant coach and director of basketball operations.
- Other stops throughout career have included Le Moyne (assistant coach), the Boston Celtics (Assistant Video Coordinator), and Bentley.

## EVANN BAKER

**Assistant Coach :: Quinnipiac, 2011**

- Arrived in Baltimore as an assistant coach for the 21-22 season after spending four seasons as the video coordinator at Akron.
- Spent two seasons as a graduate manager at Penn State, where he assisted in player development and practice duties.
- Prior to Penn State, Baker spent three years with high school and AAU programs around the D.C. area, including U15 Nike Team Takeover.
- Started his career as an undergraduate and graduate assistant at his alma mater Quinnipiac, where he was a member of the NEC All-Rookie Team as a freshman.

## CEASAR ADIM

**Assistant Coach :: UMass Amherst, 2010**

- Joined the Retrievers as a graduate assistant for the 2021-22 season and was promoted to Assistant Coach this past summer.
- Prior to arriving in Baltimore, Adim was chosen as an inaugural McLendon Minority Future Leader out of 500+ candidates.
- In March of 2021, Adim was tabbed to be part of the NCAA Tournament working as a Team Ambassador.
- Began his career in 2016 as a student at Kentucky working under Head Coach John Calipari and then went to UMass as a senior manager and program assistant.

## GABE MATURO

**Assistant Coach :: UMBC, 2021**

- Joined the coaching staff as a graduate assistant in January 2022 and is now serving in his new role.
- Has been with the program since the 2018-19 season working as a manager for the first two seasons before being promoted to head manager and then graduate assistant.
- Also worked for the Basketball Tournament (TBT) since 2020 as a content assistant.
- Graduated from UMBC with a BA in Information Systems, with a minor in Entrepreneurship and Innovation and will be working toward a masters degree in Information Systems.

## ETHAN LYNCH

**Assistant Coach :: UMBC, 2024**

- Joined the coaching staff as a graduate assistant in September of 2024
- A member of the Retrievers in 2021-2022 and 2022-2023

## JC HARRIS

**Graduate Assistant :: UMBC, 2025**

- Joined Coach Ferry's staff in August of 2025,

## Chesapeake Employers Insurance Arena "The Peake"



Chesapeake Employers Insurance Arena officially opened on Feb. 3, 2018, as the UMBC men's basketball team hosted the Vermont Catamounts before a capacity crowd of 4,753. Both the men's and women's basketball teams played their February and March games in the new facility, which included three post-season victories.

# ► THE LAST TIME

## LAST TIME A UMBC PLAYER...

Scored 30+:	Marcus Banks Jr (30) at UNH (2/6/25)
Scored 40+	Derell Thompson (43) at Towson , 2/15/92
Posted a double-double:	Josh Odunowo, at Vermont (2/25/25)
Made 10+ field goals:	Marcus Banks (11) at American (12/29/24)
Made 7+ 3-pointers:	Marcus Banks (7) vs. PSU-York (11/4/24)
Attempted 25+ Field Goals	Dion Brown (25) at Vermont, 1/11/24
Made 10+ free throws:	Frank Emmou(10-of-12) at UAlbany, 2/3/24
Had 15+ rebounds:	Brandon Horvath (15) at Stony Brook, 2/7/21
Has 20+ rebounds:	Jairus Lyles (20) vs. Citadel, 12/19/16
Had 10+ assists:	Darnell Rogers (10) vs. Valley Forge (11/5/19)
Had 5+ steals:	KJ Jackson (6) vs. American, 11/24/18
Had 5+ blocks:	Max Lorca-Lloyd (7) at Binghamton, 2/15/24
Had a Triple-Double:	Marc Lay (12-10-11) at Coastal Carolina , 1/16/95
Played 40+ Minutes in Reg.	Brandon Horvath (40:00) vs. Vermont, 2/18/21
Hit Shot in Final 5 Seconds to Win	Craig Beaudion II vs. Central Connecticut State (11/20/22) (1.6) vs. UNH, 3/2/19
Hit FT in Final 5 Seconds to Win	Justin Fry (4.4) vs. Niagara, 12/30/10

## LAST TIME UMBC...

Won by 50+	11/11/24 vs. Valley Forge (120-61)
Lost by 40+	11/8/24 at Penn State (103-54)
Won in OT:	1/23/25 at UAlbany (W,92-87)
Lost in OT:	3/9/24 at UMass Lowell (94-89)
Played a Double-OT Game:	3/12/19 vs. Hartford (W, 90-85)
Scored less than 50 Points:	2/29/20 at Maine (74-48)
Allowed less than 50:	2/8/21 vs. Stony

Brook	
Scored 100+:	12/10/24 vs. Cairn (103-57)
Allowed 100+:	11/8/24 at Penn State (103-54)
Won 6 Straight Games	11/30/22 to 12/18/22
Won 7 Straight Games	11/28/20 to 12/27/20 (7 straight)
Lost 8 Straight Games:	12/6/24 to 1/13/24
Lost 10 Straight Games:	2/15/14 to 12/10/14 (14 straight)
Shot 60% or better:	vs. Howard 60.3 % (11/25/24)
Shot 30% or worse:	11/8/24 at Penn State (29.2%, 19-65)
Tallied 30+ assists:	11/11/24 at UAlbany (31)
Allowed 20+ assists:	11/8/24 at Penn St.(21)
Committed 20+ turnovers:	12/12/23 at Saint Peter's (21)
Opponent committed 20+ turnovers:	11/25/20 Georgetown (20)
Made 15+ Three Pointers:	11/30//22 vs. Coppin St. (21)
Allowed 10+ Three Pointers:	11/8/24 at Penn State (10)
Six players in double figures:	2/3/24 at UAlbany Brown (29), Banks (20), Emmou (24), Lorca-Lloyd (12, Ciunys (14), Valentine (10)
Opponent had five in double figures:	11/8/24 at Penn St.
Six players in doubles figures:	12/15/19 vs. Coppin St.
Opponent had six in double figures:	
Had 2 Players with 20+ points:	11/11/24/ vs. Valley Forge Johnson (23 pts), Jordan (22 pts)
Opponent Had 2 Players with 20+ points:	2/1/24 at Bryant (Sherif Gross-Bullock, 35); (Rafael Pinzon, 21)
Had 2 Players with double-doubles:	Brown/Ciunys at Binghamton (2/15/24)
Opponent Had 2 Players with double-doubles:	
Had 2 Players with double-digit reb:	12/13/20 at Coppin St. Horvath 14, Akin 10
Opponent Had 2 Players with double-digit reb:	



## ► SUPERLATIVES

### UMBC'S RECORD WHEN...

In overtime:

Decided by 3 points or less:

Decided by 4-10 points:

Decided by 11-20 points:

Decided by 20+ points:

Decided by 50+:

Leading at half:

Tied at half:

Trailing at half:

UMBC shoots 40% or higher:

UMBC shoots less than 40%:

UMBC outshoots opponent:

Opponent outshoots UMBC

FG percentage is even

Opponent shoots 40% or higher:

Opponent shoots less than 40%:

UMBC outrebounds opponent:

Opponent outrebounds UMBC

Rebounds are tied:

UMBC has more FT attempts:

Opponent has more FT attempts:

FT attempts are tied

UMBC makes more 3-pointers:

Opponent makes more 3-pointers:

3-pointers are even

UMBC wins turnover battle:

Opponent wins turnover battle:

Turnovers are tied:

UMBC controls points in the paint:

Opponent controls points in the paint:

Points in the paint are tied

UMBC scores 100+:

UMBC scores 90-99:

UMBC scores 80-89:

UMBC scores 70-79:

UMBC scores 60-69:

UMBC scores 50-59:

UMBC scores less than 50 points:

Opponent scores 100+:

Opponent scores 90-99:

Opponent scores 80-89:

Opponent scores 70-79:

Opponent scores 60-69:

Opponent scores 50-59:

Opponent scores less than 50 points:

Playing on Sunday:

Playing on Monday:

Playing on Tuesday:

Playing on Wednesday:

Playing on Thursday:

Playing on Friday:

Playing on Saturday:

Playing in November:

Playing in December:

Playing in January:

Playing in February:

Playing in March:

Starting Lineups (listed in order of positions, 1-5)  
W-L

Margin of Victory/Defeat

	1	2	3	4	5	6	7	8	9	10	11-15	16-19	20-24	25+
Wins													1-0	
Losses														

Most First Half Points

UMBC	39
Opponents	25

Most Second Half Points

UMBC	35
Opponents	28

Fewest First Half Points

UMBC	39
Opponents	25

Fewest Second Half Points

UMBC	35
Opponents	28

Largest Halftime Lead

UMBC	14
Opponents	

Largest Margin of Victory

UMBC	21
Opponents	

How 1st Points Were Scored

Layup	1-0
Jumper	
3-pointer	
Free Throw	
Tip-in	
Dunk	

Free Throws in

Final Four Minutes & OT	
Eze	1-2
Team Total	1-2

Dunks	Sea
Dickerson	1
Eze	1

<sup>\*</sup> includes multiple subs

<sup>!</sup> includes all of OT

<sup>\*</sup> includes all ties

Scored UMBC's 1st Points

King	1-0
------	-----

First Off UMBC's Bench <sup>^</sup>

Points Leader\* Sea

King	1-0
------	-----

Reb. Leader\* Sea

King	1-0
------	-----

Assists Leader\* Sea

Valentine	1-0
-----------	-----

Steals Leader\* Sea

Armstrong	1
-----------	---

Blocks Leader\* Sea

Jacobs	1
--------	---

20+ Points Sea

King	1
------	---

30+ Points Sea Car

10+ Rebounds Sea Car

Double-Doubles Sea Car



## ► TEAM GAME-BY-GAME STATS

2025-26 UMBC Men's Basketball  
Team Game-by-Game  
All gamesPage 1/1  
as of Nov 06, 2025

				Total		3-Pointers		Free throws		Rebounds										
Opponent	Date	Score		FG-FGA	PCT	3FG-3FGA	PCT	FT-FTA	PCT	OFF	DEF	TOT	AVG	PF	A	TO	BLK	STL	PTS	AVG
Penn St.-York	11/04/2025	74-53	W	27-63	.429	11-28	.393	9-13	.692	10	31	41	41.0	16	14	11	3	6	74	74.0
Total		74		27-63	.429	11-28	.393	9-13	.692	10	31	41	41.0	16	14	11	3	6	74	74.0
Opponents		53		21-60	.350	1-13	.077	10-17	.588	10	27	37	37.0	12	5	13	5	3	53	53.0

## UMBC Averages

Games Played	Points/game	FG Pct	3FG Pct	FT Pct	Rebounds/game	Assists/game	Turnovers/game	Assist/Turnover ratio	Steals/game	Blocks/game
1	74.0	42.9	39.3	69.2	41.0	14.0	11.0	1.3	6.0	3.0

## ► OPPONENT GAME-BY-GAME STATS

2025-26 UMBC Men's Basketball  
Opponents Game-by-Game  
All gamesPage 1/1  
as of Nov 06, 2025

				Total		3-Pointers		Free throws		Rebounds											
Opponent	Date	Score	W	FG-FGA	PCT	3FG-3FGA	PCT	FT-FTA	PCT	OFF	DEF	TOT	AVG	PF	A	TO	BLK	STL	PTS	AVG	
Penn St.-York	11/04/2025	74-53	W	21-60	.350	1-13	.077	10-17	.588	10	27	37	37.0	12	5	13	5	3	53	53.0	
Total		53		21-60	.350	1-13	.077	10-17	.588	10	27	37	37.0	12	5	13	5	3	53	53.0	
UMBC		74		27-63	.429	11-28	.393	9-13	.692	10	31	41	41.0	16	14	11	3	6	74	74.0	

## Opponents Averages

Games Played	Points/game	FG Pct	3FG Pct	FT Pct	Rebounds/game	Assists/game	Turnovers/game	Assist/Turnover ratio	Steals/game	Blocks/game
1	53.0	35.0	7.7	58.8	37.0	5.0	13.0	0.4	3.0	5.0

# 0 Regimantas Ciunys

Senior :: Guard/Forward :: 6-6/190  
Vilnius, Lithuania :: The Harvey (N.Y.)



## Ciunys Notes

**Ciunys is a medical red-shirt this season after suffering an injury this past summer**

### 2024-25 (JUNIOR)

- Made 20 appearances with a pair of starts
- Averaged 16.7 minutes per game
- Converted 32-of-63 field goal attempts for a .508 clip
- Averaged 4.6 points and 3.7 rebounds per game

### PRIOR TO UMBC

- Named to All-NEPSAC and HVAL All-League squads in his year at The Harvey School.. selected as the team's Most Valuable Player as he averaged 27 points, 14 rebounds and 7 assists per game for the Cavaliers.
- Also competed in track & field...Led his VKM team to a third place finish in the Lithuanian U-18 League in 2020-21; averaged 17.8 points per game...
- Considering a major in business technology administration...Lists favorite professional team as the NBA's Golden State Warriors...
- Son of Renata and Raimondas Ciunys...Has a younger brother, Raigardas

## ► SEASON/CAREER

<b>Points</b>	
Season	-
Career	22 - vs. UAlbany (2/17/24)
<b>Rebounds</b>	
Season	-
Career	10 - (2x) latest at UAlbany (1/23/25)
<b>Assists</b>	
Season	-
Career	2- (2x) latest at Binghamton (2/15/24)
<b>Blocks</b>	
Season	-
Career	3 - at UAlbany (1/23/25)
<b>Steals</b>	
Season	-
Career	2 - (2x) latest at Georgia Tech (12/18/24)
<b>Minutes</b>	
Season	-
Career	30 - at NJIT (2/29/24)
<b>Field Goals Made</b>	
Season	-
Career	9 - vs. UAlbany (2/15/24)
<b>Field Goals Attempted</b>	
Season	-
Career	11 - vs. UAlbany (2/15/24)
<b>3-Pointers Made</b>	
Season	-
Career	2 - at Binghamton (2/15/24)
<b>3-Pointers Attempted</b>	
Season	-
Career	5 - at Binghamton (2/15/24)
<b>Free Throws Made</b>	
Season	-
Career	same
<b>Free Throws Attempted</b>	
Season	-
Career	6 - at Binghamton (2/15/24)

## ► PRODUCTION TRACKER

Scored 10+ points	-
Scored 20+ points	-
Led UMBC in scoring	-
Made 3+ 3-pointers	-
Led UMBC in 3-pointers made	-
Had 10+ rebounds	-
Led UMBC in rebounds	-
Had 3+ assists	-
Led UMBC in assists	-
Had 3+ steals	-
Led UMBC in steals	-
Led UMBC in FT made	-
Led UMBC in minutes played	-
Dunks/Fouls Drawn	-



## CIUNYS, Regimantas

SEASON	TEAM	GP-GS	MIN/AVG	Field Goals		3-Point		F-Throws		Rebounds				Scoring					
				FG-FGA	FG%	3FG-3FGA	3FG%	FT-FTA	FT%	OFF	DEF	TOT	AVG	PF-FO	A	TO	BLK	STL	PTS AVG
2022-23	UMBC	7-0	39/5.6	5-16	.313	0-1	.000	0-0	.000	6	6	12	1.7	5-0	0	4	2	0	10 1.4
2023-24	UMBC	19-0	268/14.1	41-64	.641	4-12	.333	20-33	.606	15	48	63	3.3	18-0	11	18	4	5	106 5.6
2024-25	UMBC	20-2	334/16.7	32-63	.508	3-9	.333	25-37	.676	16	57	73	3.7	28-0	13	17	6	9	92 4.6
TOTAL		46-2	641/13.9	78-143	.545	7-22	.318	45-70	.643	37	111	148	3.2	51-0	24	39	12	14	208 4.5



**2024-25 UMBC Men's Basketball**  
**Individual Game-by-Game**  
**All games**

Page 1/16  
as of Oct 30, 2025

**#0 CIUNYS, Regimantas**

Opponent	Date	GS	MIN	Total		3-Pointers		Free throws		Rebounds				PF	A	TO	BLK	STL	PTS	AVG
				FG-FGA	PCT	3FG-3FGA	PCT	FT-FTA	PCT	OFF	DEF	TOT	AVG							
Cairn	12/10/2024		12:38	2-4	.500	0-0	.000	0-0	.000	1	2	3	3.0	1	0	0	1	0	4	4.0
at Georgia Tech	12/18/2024		14:40	3-3	1.000	0-0	.000	2-3	.667	0	2	2	2.5	4	1	0	0	2	8	6.0
at Marist	12/21/2024		10:05	0-1	.000	0-0	.000	0-0	.000	1	2	3	2.7	1	0	1	0	0	0	4.0
at American	12/29/2024		18:54	3-5	.600	1-1	1.000	2-2	1.000	2	4	6	3.5	3	1	2	0	0	9	5.3
at Binghamton	01/04/2025	*	15:51	1-1	1.000	0-0	.000	1-2	.500	1	4	5	3.8	2	0	0	0	1	3	4.8
at NJIT	01/09/2025		17:19	4-5	.800	1-1	1.000	4-4	1.000	2	6	8	4.5	0	1	2	1	1	13	6.2
New Hampshire	01/16/2025		18:23	0-1	.000	0-1	.000	2-4	.500	1	3	4	4.4	1	0	1	0	0	2	5.6
Maine	01/18/2025		14:27	3-5	.600	0-1	.000	0-0	.000	2	1	3	4.3	0	0	1	0	0	6	5.6
at UAlbany	01/23/2025		24:33	1-3	.333	0-0	.000	4-6	.667	1	9	10	4.9	2	1	1	3	1	6	5.7
at Vermont	01/25/2025		22:28	3-4	.750	1-1	1.000	0-0	.000	1	5	6	5.0	1	2	3	0	1	7	5.8
UMass Lowell	02/01/2025		20:43	0-2	.000	0-1	.000	0-2	.000	0	5	5	5.0	1	2	1	0	0	0	5.3
at New Hampshire	02/06/2025		28:11	4-8	.500	0-1	.000	6-7	.857	2	3	5	5.0	1	0	0	1	1	14	6.0
at Maine	02/08/2025	*	15:46	1-2	.500	0-0	.000	0-0	.000	0	1	1	4.7	1	1	3	0	0	2	5.7
Binghamton	02/13/2025		22:16	2-3	.667	0-0	.000	3-4	.750	0	2	2	4.5	3	2	1	0	2	7	5.8
at Bryant	02/15/2025		15:44	0-3	.000	0-1	.000	0-0	.000	1	0	1	4.3	1	1	0	0	0	0	5.4
at UMass Lowell	02/20/2025		10:54	1-4	.250	0-1	.000	0-0	.000	1	2	3	4.2	0	0	0	0	0	2	5.2
NJIT	02/22/2025		14:21	2-3	.667	0-0	.000	1-3	.333	0	4	4	4.2	2	1	0	0	0	5	5.2
UAlbany	02/27/2025		09:45	0-0	.000	0-0	.000	0-0	.000	0	0	0	3.9	2	0	0	0	0	0	4.9
Vermont	03/01/2025		23:02	2-6	.333	0-0	.000	0-0	.000	0	2	2	3.8	1	0	1	0	0	4	4.8
at Bryant	03/08/2025		03:35	0-0	.000	0-0	.000	0-0	.000	0	0	0	3.7	1	0	0	0	0	0	4.6
<b>Totals</b>		<b>2</b>	<b>333:35</b>	<b>32-63</b>	<b>.508</b>	<b>3-9</b>	<b>.333</b>	<b>25-37</b>	<b>.676</b>	<b>16</b>	<b>57</b>	<b>73</b>	<b>3.7</b>	<b>28</b>	<b>13</b>	<b>17</b>	<b>6</b>	<b>9</b>	<b>92</b>	<b>4.6</b>

**Player Averages**

Games Played	Minutes/game	Points/game	FG Pct	3FG Pct	FT Pct	Rebounds/game	Assists/game	Turnovers/game	Assist/Turnover ratio	Steals/game	Blocks/game
20	16.7	4.6	50.8	33.3	67.6	3.7	0.7	0.9	0.8	0.5	0.3

## 1 Ace Valentine

Junior :: Guard :: 6-3/190  
Columbia, MD. :: Mount St. Joseph's

## Valentine Notes

**2024-25 (Sophomore)** Made 31 appearance with 21 starts.  
Averaged 26.5 minutes per game.  
Connected on 94-of-180 field goal attempts for a .522 clip.  
Hit 18-of-54 treys for a .333 rate.  
Averaged 8.0 points, 2.6 rebounds, and 3.2 assists per game.  
Finished eighth in the America East with 3.2 assists (100 total)  
Was fourth on the circuit with a 2.1 assists/turnover ratio  
His 31 steals slotted 19th in the conference.

## PERSONAL

- Majoring in Economics
- Son of Kacy and Craig Valentine. Mother, Kacy, played basketball at Georgetown and Father, Craig played at Towson. Has a sister, Tori, who is on the track & field squad at Towson.
- Favorite food is french toast.
- Enjoys the music of Rylo Rodriguez.
- Roots for the Milwaukee Bucks

## ► SEASON/CAREER

## Points

Season 11, vs. Penn State York (11/4)  
Career 23 - vs. Cairn (12/10/24)

## Rebounds

Season 4, vs. Penn State York (11/4)  
Career 10- (2x), latest at Maine (2/22/24)

## Assists

Season 6, vs. Penn State York (11/4)  
Career 11 - vs. Coppin State (11/14/24)

## Blocks

Season -  
Career 1 (2x) - latest at Marist (12/21/24)

## Steals

Season 1, vs. Penn State York (11/4)  
Career 3 - (5x), latest at Georgia Tech (12/18/24)

## Minutes

Season 33, vs. Penn State York (11/4)  
Career 45- at American (12/29/24)

## Field Goals Made

Season 4, vs. Penn State York (11/4)  
Career 10 - vs. Cairn (12/10/24)

## Field Goals Attempted

Season 9  
Career 13, vs. UMass Lowell (2/8/24)

## 3-Pointers Made

Season 1, vs. Penn State York (11/4)  
Career 3 - vs. UMass Lowell (2/8/24)

## 3-Pointers Attempted

Season 2, vs. Penn State York (11/4)  
Career 6 - vs. UMass Lowell (2/8/24)

## Free Throws Made

Season 2, vs. Penn State York (11/4)  
Career 5 - at UAlbany (1/23/25)

## Free Throws Attempted

Season 2, vs. Penn State York (11/4)  
Career 5 - (4x) latest at UAlbany (1/23/25)

## ► PRODUCTION TRACKER

Scored 10+ points 1-0  
Scored 20+ points  
Led UMBC in scoring  
Made 3+ 3-pointers  
Led UMBC in 3-pointers made  
Had 10+ rebounds  
Led UMBC in rebounds  
Had 3+ assists 1  
Led UMBC in assists 1  
Had 3+ steals  
Led UMBC in steals  
Led UMBC in FT made  
Led UMBC in minutes played 1  
Dunks/Fouls Drawn 0/2



## VALENTINE, Ace

				Field Goals		3-Point		F-Throws		Rebounds				Scoring						
SEASON	TEAM	GP-GS	MIN/AVG	FG-FGA	FG%	3FG-3FGA	3FG%	FT-FTA	FT%	OFF	DEF	TOT	AVG	PF-FO	A	TO	BLK	STL	PTS	AVG
2023-24	UMBC	32-21	825/25.8	78-174	.448	17-51	.333	30-43	.698	18	100	118	3.7	41-0	85	46	2	30	203	6.3
2024-25	UMBC	31-21	827/26.7	94-180	.522	18-54	.333	43-64	.672	9	72	81	2.6	36-0	100	48	3	31	249	8.0
2025-26	UMBC	1-1	33/32.7	4-9	.444	1-2	.500	2-2	1.000	0	4	4	4.0	2-0	6	1	0	1	11	11.0
TOTAL		64-43	1685/26.3	176-363	.485	36-107	.336	75-109	.688	27	176	203	3.2	79-0	191	95	5	62	463	7.2





**2025-26 UMBC Men's Basketball**  
**Individual Game-by-Game**  
**All games**

Page 1/11  
as of Nov 06, 2025

**#1 VALENTINE, Ace**

Opponent	Date	GS	MIN	Total		3-Pointers		Free throws		Rebounds				PF	A	TO	BLK	STL	PTS	AVG
				FG-FGA	PCT	3FG-3FGA	PCT	FT-FTA	PCT	OFF	DEF	TOT	AVG							
Penn St.-York	11/04/2025	*	32:39	4-9	.444	1-2	.500	2-2	1.000	0	4	4	4.0	2	6	1	0	1	11	11.0
<b>Totals</b>		<b>1</b>	<b>32:39</b>	<b>4-9</b>	<b>.444</b>	<b>1-2</b>	<b>.500</b>	<b>2-2</b>	<b>1.000</b>	<b>0</b>	<b>4</b>	<b>4</b>	<b>4.0</b>	<b>2</b>	<b>6</b>	<b>1</b>	<b>0</b>	<b>1</b>	<b>11</b>	<b>11.0</b>

**Player Averages**

Games Played	Minutes/ game	Points/ game	FG Pct	3FG Pct	FT Pct	Rebounds/ game	Assists/ game	Turnovers/ game	Assist/Turnover ratio	Steals/ game	Blocks/ game
1	32.7	11.0	44.4	50.0	100.0	4.0	6.0	1.0	6.0	1.0	0.0

# 2 Josh Odunowo

**Graduate Student :: Forward :: 6-6/215**  
**Laurel, Md. :: Perkiomen School/ (Columbia U.)**



## Odunowo Notes

### 2024-25

- Started all 30 games he appeared in during his first season as a Retriever.
- Averaged 27.6 minutes per game.
- Converted 131-of-232 field goal attempts for a .565 clip (3rd in the America East).
- Finished 26th in the league in scoring (11.1 ppg.) and 15th in rebounding (5.2 rpg.).
- Was also 12th on the circuit with 34 steals and finished 10th in rejections (24).

### High School:

- A 2020 graduate of Perkiomen School.
- Three-time letter winner with the Panthers.
- First Team All-County in 2019 and 2020.
- Helped the Panthers become Regional Champions in 2020.
- Perkiomen School basketball MVP during his post-grad year.
- Team captain 2019-2020.

## ► SEASON/CAREER

### Points

Season -  
 Career 23- vs. Boston U. (11/23/24)

### Rebounds

Season -  
 Career 12 vs. Cairn, 12/10/24

### Assists

Season -  
 Career 7 vs. Cornell, 3/9/24

### Blocks

Season -  
 Career 5 (2x), latest vs. Binghamton, 2/13/25

### Steals

Season -  
 Career 4 (2x) latest vs. Coppin St. (11/14/24)

### Minutes

Season -  
 Career 40- vs. Binghamton (2/15/25)

### Field Goals Made

Season -  
 Career 9, - at Vermont (1/25/25)

### Field Goals Attempted

Season -  
 Career 14 - vs. Boston U. (11/23/24)

### 3-Pointers Made

Season -  
 Career -

### 3-Pointers Attempted

Season -  
 Career 1 - (5x) latest vs. Cairn. (12/10/24)

### Free Throws Made

Season -  
 Career 9 vs. Boston U. (11/23/24)

### Free Throws Attempted

Season -  
 Career 11 vs. Boston U. 1(1/23/24)

## ► PRODUCTION TRACKER

Scored 10+ points  
 Scored 20+ points  
 Led UMBC in scoring  
 Had 3+ blocks  
 Led UMBC in blocks  
 Had 10+ rebounds  
 Led UMBC in rebounds  
 Had 3+ assists  
 Led UMBC in assists  
 Had 3+ steals  
 Led UMBC in steals  
 Led UMBC in FT made  
 Led UMBC in minutes played  
 Dunks/Fouls Drawn



ODUNOWO, Josh

				Field Goals		3-Point		F-Throws		Rebounds									Scoring	
SEASON	TEAM	GP-GS	MIN/AVG	FG-FGA	FG%	3FG-3FGA	3FG%	FT-FTA	FT%	OFF	DEF	TOT	AVG	PF-FO	A	TO	BLK	STL	PTS	AVG
2021-22	CU	12-7	273/22.8	42-68	.618	0-0	.000	23-39	.590	28	32	60	5.0	33-0	8	15	14	9	107	8.9
2022-23	CU	29-23	522/18.0	46-99	.465	0-0	.000	19-41	.463	34	55	89	3.1	60-1	21	20	14	5	111	3.8
2023-24	CU	27-26	537/19.9	91-149	.611	0-0	.000	33-53	.623	40	58	98	3.6	70-2	57	26	19	19	215	8.0
2024-25	UMBC	30-30	828/27.6	131-232	.565	0-10	.000	71-123	.577	63	94	157	5.2	86-4	63	50	24	34	333	11.1
TOTAL FOR UMBC		30-30	828/27.6	131-232	.565	0-10	.000	71-123	.577	63	94	157	5.2	86-4	63	50	24	34	333	11.1
TOTAL		98-86	2159/22.0	310-548	.566	0-10	.000	146-256	.570	165	239	404	4.1	249-7	149	111	71	67	766	7.8



# 2024-25 UMBC Men's Basketball

## Individual Game-by-Game

### All games

Page 3/16  
as of Oct 30, 2025

### #2 ODUNOWO, Josh

Opponent	Date	GS	MIN	Total		3-Pointers		Free throws		Rebounds				PF	A	TO	BLK	STL	PTS	AVG
FG-FGA	PCT	3FG-3FGA	PCT	FT-FTA	PCT	OFF	DEF	TOT	AVG											
Penn St.-York	11/04/2024	*	18:25	1-5	.200	0-0	.000	1-2	.500	2	6	8	8.0	3	1	1	0	0	3	3.0
at Penn St.	11/08/2024	*	15:54	1-6	.167	0-0	.000	0-0	.000	1	2	3	5.5	5	2	2	0	0	2	2.5
Valley Forge	11/11/2024	*	20:27	6-10	.600	0-1	.000	0-0	.000	3	2	5	5.3	0	3	1	0	1	12	5.7
Coppin St.	11/14/2024	*	27:14	2-3	.667	0-0	.000	4-6	.667	1	4	5	5.3	3	1	4	2	4	8	6.3
Saint Peter's	11/16/2024	*	27:15	4-8	.500	0-1	.000	2-4	.500	2	3	5	5.2	1	3	2	1	1	10	7.0
Hampton	11/19/2024	*	29:34	7-9	.778	0-0	.000	4-7	.571	3	0	3	4.8	4	1	1	1	0	18	8.8
Boston U.	11/23/2024	*	34:05	7-14	.500	0-1	.000	9-11	.818	2	4	6	5.0	3	3	1	1	0	23	10.9
Howard	11/25/2024	*	26:58	7-9	.778	0-0	.000	2-4	.500	2	0	2	4.6	4	2	1	0	0	16	11.5
Morgan St.	11/27/2024	*	12:58	1-1	1.000	0-0	.000	3-6	.500	2	3	5	4.7	3	1	2	0	0	5	10.8
at Georgetown	12/02/2024	*	33:32	7-13	.538	0-1	.000	4-5	.800	2	3	5	4.7	2	3	3	2	1	18	11.5
at Towson	12/07/2024	*	29:46	5-10	.500	0-0	.000	7-8	.875	1	4	5	4.7	3	2	2	0	3	17	12.0
Cairn	12/10/2024	*	17:49	4-12	.333	0-1	.000	0-1	.000	7	5	12	5.3	0	1	2	0	2	8	11.7
at Georgia Tech	12/18/2024	*	21:19	1-5	.200	0-0	.000	0-0	.000	2	2	4	5.2	2	1	4	0	1	2	10.9
at Marist	12/21/2024	*	33:55	3-7	.429	0-0	.000	2-2	1.000	5	5	10	5.6	2	4	3	1	2	8	10.7
at American	12/29/2024	*	34:21	7-12	.583	0-0	.000	4-6	.667	1	3	4	5.5	4	3	0	0	2	18	11.2
at Binghamton	01/04/2025	*	24:35	5-6	.833	0-0	.000	0-1	.000	2	3	5	5.4	4	0	2	0	1	10	11.1
at NJIT	01/09/2025	*	31:18	6-10	.600	0-1	.000	0-0	.000	2	1	3	5.3	3	0	1	0	2	12	11.2
New Hampshire	01/16/2025	*	24:19	4-10	.400	0-1	.000	2-4	.500	2	3	5	5.3	3	1	1	1	0	10	11.1
Maine	01/18/2025	*	23:38	3-5	.600	0-0	.000	0-2	.000	3	1	4	5.2	2	2	1	0	2	6	10.8
at UAlbany	01/23/2025	*	25:40	5-5	1.000	0-0	.000	3-9	.333	1	4	5	5.2	5	3	2	2	0	13	11.0
at Vermont	01/25/2025	*	34:36	9-11	.818	0-0	.000	1-2	.500	2	8	10	5.4	3	3	2	2	4	19	11.3
Bryant	01/30/2025	*	35:11	5-8	.625	0-0	.000	3-7	.429	3	0	3	5.3	3	6	1	2	1	13	11.4
UMass Lowell	02/01/2025	*	35:18	3-7	.429	0-0	.000	5-6	.833	3	2	5	5.3	5	1	3	0	2	11	11.4
at New Hampshire	02/06/2025	*	25:08	3-4	.750	0-1	.000	0-0	.000	0	2	2	5.2	5	2	2	0	1	6	11.2
at Maine	02/08/2025	*	24:52	2-7	.286	0-0	.000	2-2	1.000	0	4	4	5.1	0	1	3	2	3	6	11.0
Binghamton	02/13/2025	*	40:00	6-9	.667	0-1	.000	5-10	.500	3	6	9	5.3	3	3	0	5	1	17	11.2
at Bryant	02/15/2025	*	31:24	4-5	.800	0-0	.000	2-4	.500	0	2	2	5.1	3	5	1	1	0	10	11.1
at UMass Lowell	02/20/2025	*	19:55	6-6	1.000	0-0	.000	0-0	.000	2	1	3	5.1	3	2	1	1	0	12	11.2
Vermont	03/01/2025	*	34:00	2-4	.500	0-1	.000	3-6	.500	3	7	10	5.2	3	3	1	0	0	7	11.0
at Bryant	03/08/2025	*	34:12	5-11	.455	0-0	.000	3-8	.375	1	4	5	5.2	2	0	0	0	0	13	11.1
<b>Totals</b>		<b>30</b>	<b>827:38</b>	<b>131-232</b>	<b>.565</b>	<b>0-10</b>	<b>.000</b>	<b>71-123</b>	<b>.577</b>	<b>63</b>	<b>94</b>	<b>157</b>	<b>5.2</b>	<b>86</b>	<b>63</b>	<b>50</b>	<b>24</b>	<b>34</b>	<b>333</b>	<b>11.1</b>

### Player Averages

Games Played	Minutes/game	Points/game	FG Pct	3FG Pct	FT Pct	Rebounds/game	Assists/game	Turnovers/game	Assist/Turnover ratio	Steals/game	Blocks/game
30	27.6	11.1	56.5	0.0	57.7	5.2	2.1	1.7	1.3	1.1	0.8

# 3 DJ Armstrong Jr.

Graduate Student :: Guard :: 6-4/190  
Orlando, Florida :: Windermere/Texas Permian Basin



## SEASON/CAREER

### Points

Season 12, vs. Penn State York (11/4)  
Career 25, at St. Edward's, 1/23/25

### Rebounds

Season -  
Career 8, at West. Tex. A&M, 2/6/25

### Assists

Season 1, vs. Penn State York (11/4)  
Career 6, vs. St. Mary's (TX), 1/27/24

### Blocks

Season -  
Career 2, at Midwestern St., 1/20/24

### Steals

Season 2, vs. Penn State York (11/4)  
Career 4, vs. Navajo Tech

### Minutes

Season 29, vs. Penn State York (11/4)  
Career -

### Field Goals Made

Season 4, vs. Penn State York (11/4)  
Career 9, at St. Edwards, 1/23/25

### Field Goals Attempted

Season 7, vs. Penn State York (11/4)  
Career 17, at St. Edwards, 1/23/25

### 3-Pointers Made

Season 4, vs. Penn State York (11/4)  
Career 7, (2x), latest at St. Edwards, 1/23/25

### 3-Pointers Attempted

Season 6, vs. Penn State York (11/4)  
Career 13, (2x), latest at Midwestern St., 1/18/25

### Free Throws Made

Season -  
Career 5, (2x, latest vs. Tex. A&M Int'l, 12/5/24)

### Free Throws Attempted

Season -  
Career 7, at Tex. A&M Int'l, 11/30/23

## Armstrong Notes

### Texas Permian Basin (2024-25)

- Named Third-Team All-LSC.
- Started in all 28 games and averaged 12.3 points per game.
- Shot 117-of-269 (43.5 percent) from the field, 74-of-202 (36.6 percent) from three and 36-of-39 (92.3 percent) from the free throw line.
- Led the team in both made 3-pointers and in free throw percentage, and was third in scoring (344 total points).
- Also averaged 2.9 rebounds and 1.5 assists per game.
- Ranked first on the team and in the conference in minutes played (1,052).
- Was second on the team in 3-point field goal percentage.
- Hit multiple shots from beyond the arc 21 times.
- Made three or more 3-pointers in game 12 times, four or more six times, five or more four times, and six or more three times.
- Scored in double digits 18 times, scored at least 20 points in a game four times.
- Scored at least 23 points in three straight games in January, including a career-high of 25 points at St. Edward's in which he made seven 3-pointers (Jan. 23), and was named UTPB's Edgardo Madrid & Associates Men's Student-Athlete of the Month for January.
- Other season-highs include eight rebounds vs. West Texas A&M (Feb. 6), five assists vs. Central Missouri (Dec. 17) and three steals vs. Texas A&M International (Dec. 5).
- Led the LSC last year in minutes played and was seventh nationally in minutes per game.
- Was also third in the LSC in made 3-pointers per game (2.6) and was fourth in total 3-pointers (74) and fifth in 3-point field goal percentage.

### Background

- Nickname "3-J" because of his lethal 3-pointers and wearing the number 3
- He graduated with a degree in Business Management
- He is in graduate school for Entrepreneurship, Leadership, and Innovation
- Career ambition is to be a pro basketball player
- Son of Deirdra and Darrell Armstrong
- Father Darrell played 14 seasons in the NBA
- Brother to Kia and Maliyah
- LSC third team all-pro
- 2x Conference Champion with Odessa College, making it to the elite eight twice
- Academic All-District Men's basketball team (2024-25)
- His favorite food is Soul food
- Enjoys the music of Bossman Dlow and the movie "Rush Hour"
- Enjoys making music when he is not playing basketball

## PRODUCTION TRACKER

Scored 10+ points	1
Scored 20+ points	-
Led UMBC in scoring	-
Had 10+ rebounds	-
Led UMBC in rebounds	-
Had 3+ assists	-
Led UMBC in assists	-
Had 3+ 3-pointers	1
Led UMBC in 3-pointers	-
Had 3+ steals	-
Led UMBC in steals	1
Led UMBC in FT made	-
Led UMBC in minutes played	-
Dunks/Fouls Drawn	0/0



				Field Goals		3-Point		F-Throws		Rebounds										Scoring	
SEASON	TEAM	GP-GS	MIN/AVG	FG-FGA	FG%	3FG-3FGA	3FG%	FT-FTA	FT%	OFF	DEF	TOT	AVG	PF-FO	A	TO	BLK	STL	PTS	AVG	
2023-24	UTPB	28-23	926/33.1	106-247	.429	80-198	.404	30-41	.732	23	53	76	2.7	38-0	57	19	5	35	322	11.5	
2024-25	UTPB	28-28	1051/37.5	117-269	.435	74-202	.366	36-39	.923	32	50	82	2.9	43-0	42	27	12	24	344	12.3	
2025-26	UMBC	1-1	29/28.9	4-7	.571	4-6	.667	0-0	.000	0	0	0	0.0	1-0	1	0	0	2	12	12.0	
TOTAL FOR UMBC		1-1	29/28.9	4-7	.571	4-6	.667	0-0	.000	0	0	0	0.0	1-0	1	0	0	2	12	12.0	
TOTAL		57-52	2006/35.2	227-523	.434	158-406	.389	66-80	.825	55	103	158	2.8	82-0	100	46	17	61	678	11.9	





2025-26 UMBC Men's Basketball  
Individual Game-by-Game  
All games

#3 ARMSTRONG, DJ

Opponent	Date	GS	MIN	Total		3-Pointers		Free throws		Rebounds				PF	A	TO	BLK	STL	PTS	AVG
				FG-FGA	PCT	3FG-3FGA	PCT	FT-FTA	PCT	OFF	DEF	TOT	AVG							
Penn St.-York	11/04/2025	*	28:56	4-7	.571	4-6	.667	0-0	.000	0	0	0	0.0	1	1	0	0	2	12	12.0
Totals		1	28:56	4-7	.571	4-6	.667	0-0	.000	0	0	0	0.0	1	1	0	0	2	12	12.0

Player Averages

Games Played	Minutes/ game	Points/ game	FG Pct	3FG Pct	FT Pct	Rebounds/ game	Assists/ game	Turnovers/ game	Assist/Turnover ratio	Steals/ game	Blocks/ game
1	28.9	12.0	57.1	66.7	0.0	0.0	1.0	0.0	1.0	2.0	0.0

# 4 Jah'likai King

Junior :: Guard :: 6-3/160  
Newburgh, N.Y. :: Newburgh Free Academy/New Haven



## SEASON/CAREER

### Points

Season 23, vs. Penn State York (11/4)  
Career 36, at Saint Rose, 2/24/24

### Rebounds

Season 8, vs. Penn State York (11/4)  
Career 11, at Molloy, 11/30/24

### Assists

Season 1, vs. Penn State York (11/4)  
Career 8, at Molloy, 11/30/24

### Blocks

Season -  
Career 3, at St. Anselm, 2/21/24

### Steals

Season 1, vs. Penn State York (11/4)  
Career 5, vs. Southern Conn. St. 1/10/24

### Minutes

Season 29, vs. Penn State York (11/4)

### Field Goals Made

Season 8, vs. Penn State York (11/4)  
Career 14, vs. Post, 11/11/23

### Field Goals Attempted

Season 15, vs. Penn State York (11/4)  
Career 27, at Adelphi, 2/7/24

### 3-Pointers Made

Season 5, vs. Penn State York (11/4)  
Career 8, vs. Bentley, 1/27/24

### 3-Pointers Attempted

Season 8, vs. Penn State York (11/4)  
Career 12, vs. Bentley, 1/27/24

### Free Throws Made

Season 2, vs. Penn State York (11/4)  
Career 9(2x), latest vs. Saint Michaels (1/18/25)

### Free Throws Attempted

Season 2, vs. Penn State York (11/4)  
Career 12, vs. Barry, 12/21/24)

## King Notes

### (NEW HAVEN) 2024-25:

- Named to the Northeast-10 Second Team
- Averaged 15.8 points., 4.5 rebounds, and 3.4 steals in 35.8 minutes per game.
- Started all 29 games he appeared in.
- Converted 95-of-113 free throws for a .841 rate.
- Went 37-of-124 (.298) from behind the arc.
- Scored a season-high 27 points at Southern New Hampshire and splashed a season-best five treys.
- Grabbed a season-high 11 rebounds along with a season-best eight assists at Molloy.
- Recorded a season-high three steals against Bloomfield.

### BACKGROUND

- The son of Renee George.
- Is majoring in Geography and Environmental Studies.
- Career ambition is to become a NASA scientist. -
- Played four years of varsity basketball for the Goldbacks of Newburgh Free Academy where he also played football.
- Finished his high school career with 986 points and helped lead the team to a pair of Section 9 Championships.
- Helped lead Newburgh Free Academy to two consecutive Section 9 championships.
- Was named All-State twice and is a three-time Player of the Year.
- In the 2022 Section Championship game, he scored 39 points against Middletown.
- His favorite food is boneless chicken.
- Roots for the Oklahoma City Thunder.
- Enjoys the music of Raq Baby and the movie "Stand By Me."
- His favorite book is "12 Angry Men."

## PRODUCTION TRACKER

Scored 10+ points	1
Scored 20+ points	1
Led UMBC in scoring	1
Made 3+ 3-pointers	1
Led UMBC in 3-pointers made	1
Had 10+ rebounds	
Led UMBC in rebounds	1
Had 3+ assists	
Led UMBC in assists	
Had 3+ steals	
Led UMBC in steals	
Led UMBC in FT made	
Led UMBC in minutes played	
Dunks/Fouls Drawn	0/3



## KING, Jah'likai

				Field Goals		3-Point		F-Throws		Rebounds								Scoring		
SEASON	TEAM	GP-GS	MIN/AVG	FG-FGA	FG%	3FG-3FGA	3FG%	FT-FTA	FT%	OFF	DEF	TOT	AVG	PF-FO	A	TO	BLK	STL	PTS	AVG
2023-24	UNH	28-28	951/34.0	180-424	.425	46-141	.326	70-91	.769	13	80	93	3.3	41-0	80	62	8	38	476	17.0
2024-25	UNH	29-29	1040/35.9	163-351	.464	37-124	.298	95-113	.841	22	108	130	4.5	63-2	99	62	8	29	458	15.8
2025-26	UMBC	1-1	29/28.8	8-15	.533	5-8	.625	2-2	1.000	0	8	8	8.0	1-0	1	1	0	1	23	23.0
TOTAL FOR UMBC		1-1	29/28.8	8-15	.533	5-8	.625	2-2	1.000	0	8	8	8.0	1-0	1	1	0	1	23	23.0
TOTAL		58-58	2020/34.8	351-790	.444	88-273	.322	167-206	.811	35	196	231	4.0	105-2	180	125	16	68	957	16.5



2025-26 UMBC Men's Basketball

Individual Game-by-Game

All games

Page 3/11

as of Nov 06, 2025

### #4 KING, Jah'Likai

Opponent	Date	GS	MIN	Total		3-Pointers		Free throws		Rebounds							
				FG-FGA	PCT	3FG-3FGA	PCT	FT-FTA	PCT	OFF	DEF	TOT	AVG	PF	A	TO	BLK
Penn St.-York	11/04/2025	*	28:48	8-15	.533	5-8	.625	2-2	1.000	0	8	8	8.0	1	1	1	0
<b>Totals</b>		<b>1</b>	<b>28:48</b>	<b>8-15</b>	<b>.533</b>	<b>5-8</b>	<b>.625</b>	<b>2-2</b>	<b>1.000</b>	<b>0</b>	<b>8</b>	<b>8</b>	<b>8.0</b>	<b>1</b>	<b>1</b>	<b>1</b>	<b>0</b>

### Player Averages

Games Played	Minutes/ game	Points/ game	FG Pct	3FG Pct	FT Pct	Rebounds/ game	Assists/ game	Turnovers/ game	Assist/Turnover ratio	Steals/ game	Blocks/ game
1	28.8	23.0	53.3	62.5	100.0	8.0	1.0	1.0	1.0	1.0	0.0

# 5 Daylon Dickerson

**Junior :: Forward :: 6-6/200**  
**Kaufman, Tex. :: Kaufman/McLennan C.C.**



## ► SEASON/CAREER

### Points

Season 4, vs. Penn State York (11/4)  
Career 13 - vs. Penn State York (11/4/24)

### Rebounds

Season 3, vs. Penn State York (11/4)  
Career 6 - vs. Coppin State (11/14/24)

### Assists

Season 2, vs. Penn State York (11/4)  
Career 3 - vs. Valley Forge (11/11/24)

### Blocks

Season -  
Career 1 (2x) vs. Valley Forge (11/11/24)

### Steals

Season 1, vs. Penn State York (11/4)  
Career 2 (2x) latest vs. Valley Forge (11/11/24)

### Minutes

Season 16, vs. Penn State York (11/4)  
Career 19, vs. Coppin St. (11/14/24)

### Field Goals Made

Season 2, vs. Penn State York (11/4)  
Career 6 - vs. Penn State York (11/4/24)

### Field Goals Attempted

Season 4, vs. Penn State York (11/4)  
Career 10 - vs. Penn State York (11/4/24)

### 3-Pointers Made

Season -  
Career 1- (2x), latest vs. Cairn (12/10/24)

### 3-Pointers Attempted

Season 1, vs. Penn State York (11/4)  
Career 3 - vs. Valley Forge (11/11/24)

### Free Throws Made

Season -  
Career 2 (2x) latest vs. Cairn (12/10/24)

### Free Throws Attempted

Season -  
Career 4 vs. Cairn (12/10/24)

## Dickerson Notes

### UMBC (2024-25)

- Made 22 appearances and averaged 7.9 minutes per game in his initial season as a Retriever.
- Went 26-of-53 from the floor for a .491 clip.
- Averaged 3.1 points and 1.7 rebounds per game.

### High School:

- Averaged 18.6 points, 11.3 rebounds, 5.7 assists, 3.2 steals and 2.5 blocks.
- Two-Time First-Team All-District selection.
- District MVP.
- Two-time All-Region selection.
- Two-time All-State selection.
- McDonald's High School All-American Nominee.

## ► PRODUCTION TRACKER

Scored 10+ points	-
Scored 20+ points	-
Led UMBC in scoring	-
Made 3+ 3-pointers	-
Led UMBC in 3-pointers made	-
Had 10+ rebounds	-
Led UMBC in rebounds	-
Had 3+ assists	-
Led UMBC in assists	-
Had 3+ steals	-
Led UMBC in steals	-
Led UMBC in FT made	-
Led UMBC in minutes played	-
Dunks/Fouls Drawn	1/1



## DICKERSON, Daylon

				Field Goals		3-Point		F-Throws		Rebounds				Scoring						
SEASON	TEAM	GP-GS	MIN/AVG	FG-FGA	FG%	3FG-3FGA	3FG%	FT-FTA	FT%	OFF	DEF	TOT	AVG	PF-FO	A	TO	BLK	STL	PTS	AVG
2024-25	UMBC	22-0	173/7.8	26-53	.491	2-11	.182	14-19	.737	11	26	37	1.7	28-0	10	13	4	8	68	3.1
2025-26	UMBC	1-0	16/16.0	2-4	.500	0-1	.000	0-0	.000	1	2	3	3.0	3-0	2	1	0	1	4	4.0
TOTAL		23-0	189/8.2	28-57	.491	2-12	.167	14-19	.737	12	28	40	1.7	31-0	12	14	4	9	72	3.1





2025-26 UMBC Men's Basketball

Individual Game-by-Game

All games

Page 4/11

as of Nov 06, 2025

#5 DICKERSON, Daylon

Opponent	Date	GS	MIN	Total		3-Pointers		Free throws		Rebounds				PF	A	TO	BLK	STL	PTS	AVG
				FG-FGA	PCT	3FG-3FGA	PCT	FT-FTA	PCT	OFF	DEF	TOT	AVG							
Penn St.-York	11/04/2025		15:58	2-4	.500	0-1	.000	0-0	.000	1	2	3	3.0	3	2	1	0	1	4	4.0
Totals		0	15:58	2-4	.500	0-1	.000	0-0	.000	1	2	3	3.0	3	2	1	0	1	4	4.0

Player Averages

Games Played	Minutes/ game	Points/ game	FG Pct	3FG Pct	FT Pct	Rebounds/ game	Assists/ game	Turnovers/ game	Assist/Turnover ratio	Steals/ game	Blocks/ game
1	16.0	4.0	50.0	0.0	0.0	3.0	2.0	1.0	2.0	1.0	0.0

# 7 Tim Eze

**Sophomore :: Forward :: 6-7/200**  
**Kleinburg, Ontario :: Bill Crothers Prep**



## Eze Notes

### UMBC (2024-25)

- Made 19 appearances and averaged 6.3 minutes per game in his initial season as a Retriever.
- Converted 21-of-41 field goal attempts for a .512 clip.
- Averaged 2.8 points and 1.5 rebounds per game.

### High School:

- Averaged 21.6 points, 7.8 rebounds, and 1.8 blocks per game as a senior...
- Shot .468 from the floor and .769 from the foul line...
- Enjoyed a monster game with 38 points and four blocks against United Scholastic Academy...
- Named to the Ontario Scholastic Basketball Association First Team All-State team and was the league's leading scorer...
- Helped lead the squad to the OSBA Quarterfinals.

## SEASON/CAREER

### Points

Season 6, vs. Penn State York (11/4)  
 Career 14 - vs. Penn State York (11/4/24)

### Rebounds

Season 5, vs. Penn State York (11/4)  
 Career 6- vs. Penn State York (11/4/24)

### Assists

Season -  
 Career 3 - at Maine (2/8/25)

### Blocks

Season -  
 Career 1 - vs. Valley Forge (11/11/24)

### Steals

Season 1, vs. Penn State York (11/4)  
 Career 2 - vs. Valley Forge (11/11/24)

### Minutes

Season 15 -vs. Penn State York (11/4)  
 Career 19 - vs. Penn State York (11/4/24)

### Field Goals Made

Season 2, vs. Penn State York (11/4)  
 Career 5 - vs. Penn State York (11/4/24)

### Field Goals Attempted

Season 5, vs. Penn State York (11/4)  
 Career 9- vs. Penn State York (11/4/24)

### 3-Pointers Made

Season -  
 Career 1 - at Morgan State (11/27/24)

### 3-Pointers Attempted

Season -  
 Career 3 - vs. Penn State York (11/4/24)

### Free Throws Made

Season 2, vs. Penn State York (11/4)  
 Career 4 vs. Penn State York (11/4/24)

### Free Throws Attempted

Season 4, vs. Penn State York (11/4)  
 Career 6 vs. Penn State York (11/4/24)

## PRODUCTION TRACKER

Scored 10+ points	-
Scored 20+ points	-
Led UMBC in scoring	-
Had 10+ rebounds	-
Led UMBC in rebounds	-
Had 3+ assists	-
Led UMBC in assists	-
Had 3+ blocks	-
Led UMBC in blocks	-
Had 3+ steals	-
Led UMBC in steals	-
Led UMBC in FT made	-
Led UMBC in minutes played	-
Dunks/Fouls Drawn	1/2



## EZE, Tim

				Field Goals		3-Point		F-Throws		Rebounds										Scoring	
SEASON	TEAM	GP-GS	MIN/AVG	FG-FGA	FG%	3FG-3FGA	3FG%	FT-FTA	FT%	OFF	DEF	TOT	AVG	PF-FO	A	TO	BLK	STL		PTS	AVG
2024-25	UMBC	19-0	120/6.3	21-41	.512	1-7	.143	11-14	.786	13	15	28	1.5	15-0	8	6	2	5		54	2.8
2025-26	UMBC	1-0	15/15.0	2-5	.400	0-0	.000	2-4	.500	2	3	5	5.0	1-0	0	1	0	1		6	6.0
TOTAL		20-0	135/6.8	23-46	.500	1-7	.143	13-18	.722	15	18	33	1.7	16-0	8	7	2	6		60	3.0



2025-26 UMBC Men's Basketball  
Individual Game-by-Game  
All games

#7 EZE, Tim

Opponent	Date	GS	MIN	Total		3-Pointers		Free throws		Rebounds				PF	A	TO	BLK	STL	PTS	AVG
				FG-FGA	PCT	3FG-3FGA	PCT	FT-FTA	PCT	OFF	DEF	TOT	AVG							
Penn St.-York	11/04/2025		14:59	2-5	.400	0-0	.000	2-4	.500	2	3	5	5.0	1	0	1	0	1	6	6.0
Totals		0	14:59	2-5	.400	0-0	.000	2-4	.500	2	3	5	5.0	1	0	1	0	1	6	6.0

Player Averages

Games Played	Minutes/ game	Points/ game	FG Pct	3FG Pct	FT Pct	Rebounds/ game	Assists/ game	Turnovers/ game	Assist/Turnover ratio	Steals/ game	Blocks/ game
1	15.0	6.0	40.0	0.0	50.0	5.0	0.0	1.0	0.0	1.0	0.0

# 10 Paul Greene

**Graduate Student :: Forward :: 6-6/185**  
**Freeport, Bahamas :: Independence/Southern New Hampshire Penmen**



## ► SEASON/CAREER

<b>Points</b>	
Season	-
Career	27, vs. St. Anselm, 3/2/25
<b>Rebounds</b>	
Season	-
Career	20, at Southern Conn. St., 11/20/24
<b>Assists</b>	
Season	-
Career	6 (2x), latest vs. St. Thomas Aquinas, 11/9/24
<b>Blocks</b>	
Season	-
Career	4, vs. St. Anselm, 3/2/25
<b>Steals</b>	
Season	-
Career	5, at St. Michael's, 1/22/25
<b>Minutes</b>	
Season	-
<b>Field Goals Made</b>	
Season	-
Career	10, vs. St. Anselm, 3/2/25
<b>Field Goals Attempted</b>	
Season	-
Career	19, vs. Bentley, 3/5/25
<b>3-Pointers Made</b>	
Season	-
Career	2, vs. Bentley, 1/2/25
<b>3-Pointers Attempted</b>	
Season	-
Career	3 (2x), latest vs. American Int'l, 1/18/25
<b>Free Throws Made</b>	
Season	-
Career	7 (3x), latest vs. St. Anselm, 3/2/25
<b>Free Throws Attempted</b>	
Season	-
Career	14, vs. Pace, 3/8/25

## • Greene Notes

### 2024-25 (Southern New Hampshire University)

- Enjoyed a breakout season for the Penmen, averaging 13.8 points and 12.1 rebounds per game.
- Ranked fourth in all of NCAA DII in rebounding
- Recorded 20 double-doubles (Tied for 2nd in NCAA DII)
- Started all 28 games he appeared in and averaged 30.5 minutes per game.
- Converted 155-of-317 field goal attempts for a .489 rate.
- Also added 21 blocks and 51 steals.
- Scored a career high 27 points on 10-of-16 shooting versus St. Anselm and also pulled down 11 boards.
- Grabbed a career-best 20 caroms at Southern Connecticut State.

### BACKGROUND

- As an undergrad he majored in Business Administration; now as a graduate student, he is majoring in project management
- Is the son of Shentel Greene
- Enjoys the music of Gherbo and the movie "Friday"
- He enjoys working out when he is not playing basketball

## ► PRODUCTION TRACKER

Scored 10+ points	-
Scored 20+ points	-
Led UMBC in scoring	-
Had 10+ rebounds	-
Led UMBC in rebounds	-
Had 3+ assists	-
Led UMBC in assists	-
Had 3+ 3-pointers	-
Led UMBC in 3-pointers	-
Had 3+ steals	-
Led UMBC in steals	-
Led UMBC in FT made	-
Led UMBC in minutes played	-
Dunks/Fouls Drawn	-



### GREENE, Paul

				Field Goals		3-Point		F-Throws		Rebounds				Scoring						
SEASON	TEAM	GP-GS	MIN/AVG	FG-FGA	FG%	3FG-3FGA	3FG%	FT-FTA	FT%	OFF	DEF	TOT	AVG	PF-FO	A	TO	BLK	STL	PTS	AVG
2023-24	SNHU	20-0	350/17.5	30-78	.385	0-0	.000	30-45	.667	43	71	114	5.7	36-1	23	23	4	9	90	4.5
2024-25	SNHU	28-28	854/30.5	155-317	.489	7-22	.318	69-104	.663	85	253	338	12.1	63-2	55	59	21	51	386	13.8
<b>TOTAL FOR UMBC</b>		<b>0-0</b>	<b>0/0.0</b>	<b>0-0</b>	<b>.000</b>	<b>0-0</b>	<b>.000</b>	<b>0-0</b>	<b>.000</b>	<b>0</b>	<b>0</b>	<b>0</b>	<b>0.0</b>	<b>0-0</b>	<b>0</b>	<b>0</b>	<b>0</b>	<b>0</b>	<b>0</b>	<b>0.0</b>
<b>TOTAL</b>		<b>48-28</b>	<b>1204/25.1</b>	<b>185-395</b>	<b>.468</b>	<b>7-22</b>	<b>.318</b>	<b>99-149</b>	<b>.664</b>	<b>128</b>	<b>324</b>	<b>452</b>	<b>9.4</b>	<b>99-3</b>	<b>78</b>	<b>82</b>	<b>25</b>	<b>60</b>	<b>476</b>	<b>9.9</b>





# 11 Caden Diggs ▶

**Sophomore :: Forward :: 6-7/195**  
**Waldorf, Md. :: Bullis School/Old Dominion**



## Diggs Notes

### 2024-25 (Old Dominion)

- Tied for the team-lead with 35 appearances.
- Recorded 2.9 points and 1.3 rebounds per game.
- Averaged 10.0 minutes per game.
- Converted 10-of-34 field goal attempts (.340).
- Connected on 27-of-32 free throws (.844)
- Came up with nine steals.

### Background

- Nickname "K Boogie," he was given as a kid by his mom
- Is majoring in Finance
- Career ambition is an Investment Banker
- Son of Clarence and Dagian Diggs
- Brother to Cai and Demi Diggs
- Helped lead his team to a district championship scoring 12 points in title win and finished Maryland State Private School runner-up as Bullis was 27-3 on the year.
- He earned Honorable Mention All-Metro DC honors and was the highest-ranked recruit in ODU program history by 247sports.com at 97th.
- He was named IAC first team twice
- His favorite food is steak alfredo
- His favorite pro team is the New York Giants
- His favorite artist is Michael Jackson
- His favorite book is "Harry Potter and the Goblet of Fire, while his favorite movie is "Harry Potter and the Prisoner of Azkaban"

## ▶ SEASON/CAREER

### Points

Season 5, vs. Penn State York (11/4)  
 Career 11, at Georgia Southern, 2/15/25

### Rebounds

Season 7, vs. Penn State York (11/4)  
 Career 5 (2x), latest at Coastal Carolina, 2/28/25

### Assists

Season -  
 Career 3, at Georgia Southern, 2/15/25

### Blocks

Season 1, vs. Penn State York (11/4)  
 Career 1, at Georgia Southern, 2/15/25

### Steals

Season -  
 Career 3, at Georgia Southern, 2/15/25

### Minutes

Season 20, vs. Penn State York (11/4)

### Field Goals Made

Season 2, vs. Penn State York (11/4)  
 Career 5, at Coastal Carolina, 2/28/25

### Field Goals Attempted

Season 6, vs. Penn State York (11/4)  
 Career 10, at Coastal Carolina, 2/28/25

### 3-Pointers Made

Season 0, vs. Penn State York (11/4)  
 Career 2, at Coastal Carolina, 2/28/25

### 3-Pointers Attempted

Season 1, vs. Penn State York (11/4)  
 Career 3 (2x), latest vs. Troy, 3/8/25

### Free Throws Made

Season 1, vs. Penn State York (11/4)  
 Career 4 (2x), latest vs. Troy, 3/8/25

### Free Throws Attempted

Season 1, vs. Penn State York (11/4)  
 Career 6, at Arizona, 11/9/24

## ▶ PRODUCTION TRACKER

Scored 10+ points	-
Scored 20+ points	-
Led UMBC in scoring	-
Had 10+ rebounds	-
Led UMBC in rebounds	-
Had 3+ 3-pointers	-
Led UMBC in 3-pointers	-
Had 3+ assists	-
Led UMBC in assists	-
Had 3+ steals	-
Led UMBC in steals	-
Led UMBC in FT made	-
Led UMBC in minutes played	-
Dunks/Fouls Drawn	0/1



## DIGGS, Caden

				Field Goals		3-Point		F-Throws		Rebounds				Scoring						
SEASON	TEAM	GP-GS	MIN/AVG	FG-FGA	FG%	3FG-3FGA	3FG%	FT-FTA	FT%	OFF	DEF	TOT	AVG	PF-FO	A	TO	BLK	STL	PTS	AVG
2024-25	ODU	35-0	372/10.6	34-100	.340	6-25	.240	27-32	.844	15	30	45	1.3	20-0	13	10	1	9	101	2.9
2025-26	UMBC	1-1	20/19.8	2-6	.333	0-1	.000	1-1	1.000	2	5	7	7.0	2-0	0	4	1	0	5	5.0
<b>TOTAL FOR UMBC</b>		<b>1-1</b>	<b>20/19.8</b>	<b>2-6</b>	<b>.333</b>	<b>0-1</b>	<b>.000</b>	<b>1-1</b>	<b>1.000</b>	<b>2</b>	<b>5</b>	<b>7</b>	<b>7.0</b>	<b>2-0</b>	<b>0</b>	<b>4</b>	<b>1</b>	<b>0</b>	<b>5</b>	<b>5.0</b>



2025-26 UMBC Men's Basketball  
Individual Game-by-Game  
All games

Page 6/11  
as of Nov 06, 2025

### #11 DIGGS, Caden

Opponent	Date	GS	MIN	Total		3-Pointers		Free throws		Rebounds				PF	A	TO	BLK	STL	PTS	AVG
				FG-FGA	PCT	3FG-3FGA	PCT	FT-FTA	PCT	OFF	DEF	TOT	AVG							
Penn St.-York	11/04/2025	*	19:48	2-6	.333	0-1	.000	1-1	1.000	2	5	7	7.0	2	0	4	1	0	5	5.0
<b>Totals</b>		<b>1</b>	<b>19:48</b>	<b>2-6</b>	<b>.333</b>	<b>0-1</b>	<b>.000</b>	<b>1-1</b>	<b>1.000</b>	<b>2</b>	<b>5</b>	<b>7</b>	<b>7.0</b>	<b>2</b>	<b>0</b>	<b>4</b>	<b>1</b>	<b>0</b>	<b>5</b>	<b>5.0</b>

### Player Averages

Games Played	Minutes/ game	Points/ game	FG Pct	3FG Pct	FT Pct	Rebounds/ game	Assists/ game	Turnovers/ game	Assist/Turnover ratio	Steals/ game	Blocks/ game
1	19.8	5.0	33.3	0.0	100.0	7.0	0.0	4.0	0.0	0.0	1.0

# 12 Jake Stout

Redshirt Freshman :: Guard/Forward :: 6-7/200  
Catonsville, MD :: Boys' Latin



## Stout Notes

### 2024-25 (FRESHMAN)

- Redshirt

### High School:

- Averaged a team-high 17.0 points and 6.0 rebounds during his senior year
- Named to the MIAA All-Conference squad as a senior.
- Also averaged 13.0 points and 5.0 boards as a junior and earned MIAA All-Conference accolades.

## SEASON/CAREER

### Points

Season -  
Career -

### Rebounds

Season -  
Career -

### Assists

Season -  
Career -

### Blocks

Season -  
Career -

### Steals

Season -  
Career -

### Minutes

Season 4, vs. Penn State York (11/4)  
Career 4, vs. Penn State York (11/4)

### Field Goals Made

Season -  
Career -

### Field Goals Attempted

Season 1, vs. Penn State York (11/4)  
Career 1, vs. Penn State York (11/4)

### 3-Pointers Made

Season -  
Career -

### 3-Pointers Attempted

Season 1, vs. Penn State York (11/4)  
Career 1, vs. Penn State York (11/4)

### Free Throws Made


Season -  
Career -

### Free Throws Attempted

Season -  
Career -

## PRODUCTION TRACKER

Scored 10+ points -  
Scored 20+ points -  
Led UMBC in scoring -  
Had 10+ rebounds -  
Led UMBC in rebounds -  
Had 3+ assists -  
Led UMBC in assists -  
Had 3+ blocks -  
Led UMBC in blocks -  
Had 3+ steals -  
Led UMBC in steals -  
Led UMBC in FT made -  
Led UMBC in minutes played -  
Dunks/Fouls Drawn -



## #12 STOUT, Jake

Opponent	Date	GS		MIN		Total		3-Pointers		Free throws		Rebounds				PF A TO BLK STL PTS AVG			
						FG-FGA	PCT	3FG-3FGA	PCT	FT-FTA	PCT	OFF	DEF	TOT	AVG				
Penn St.-York	11/04/2025			04:01		0-1	.000	0-1	.000	0-0	.000	0	0	0	0.0	0	0	0	0
<b>Totals</b>		<b>0</b>		<b>04:01</b>		<b>0-1</b>	<b>.000</b>	<b>0-1</b>	<b>.000</b>	<b>0-0</b>	<b>.000</b>	<b>0</b>	<b>0</b>	<b>0</b>	<b>0.0</b>	<b>0</b>	<b>0</b>	<b>0</b>	<b>0.0</b>



2025-26 UMBC Men's Basketball

Individual Game-by-Game

All games

#12 STOUT, Jake

Opponent	Date	GS	MIN	Total		3-Pointers		Free throws		Rebounds				PF	A	TO	BLK	STL	PTS	AVG
				FG-FGA	PCT	3FG-3FGA	PCT	FT-FTA	PCT	OFF	DEF	TOT	AVG							
Penn St.-York	11/04/2025		04:01	0-1	.000	0-1	.000	0-0	.000	0	0	0	0.0	0	0	0	0	0	0	0.0
Totals		0	04:01	0-1	.000	0-1	.000	0-0	.000	0	0	0	0.0	0	0	0	0	0	0	0.0


Player Averages

Games Played	Minutes/ game	Points/ game	FG Pct	3FG Pct	FT Pct	Rebounds/ game	Assists/ game	Turnovers/ game	Assist/Turnover ratio	Steals/ game	Blocks/ game
1	4.0	0.0	0.0	0.0	0.0	0.0	0.0	0.0	0.0	0.0	0.0



# 13 Devin Ceaser

Senior :: Guard :: 6-1/170  
Waldorf, Md. :: St. Stephen's/St. Agnes School/Old Dominion



## Ceaser Notes

### 2023-24 (Old Dominion)

- Played in 30 games and started one.
- Averaged 9.3 points, 1.9 rebounds and 1.0 steals per game.
- Had 13 games of double figures scoring, topped by 23 at Troy and 22 against App State.
- Scored 14 points with season highs of four assists and five steals in a home win over Coastal Carolina.
- In league play he averaged 10.7 points and 2.2 rebounds per game.

### BACKGROUND

- Played at St. Mary's Ryken in Leonardtown, Md. for three seasons where as a junior he averaged 22.3 points per game, 2.3 assists, 3.1 rebounds, and 3.0 steals per contest...
- He led DMV Live in scoring during the summer of 2022 as he averaged 23.0 points, 3.1 assists, 5.6 rebounds, and 2.6 steals per game.
- Was a three-star athlete from ESPN.com, where he was ranked 50th nationally at his position and the 10th best player in the state of Virginia when he began his prep career...
- Majoring in communications.

## SEASON/CAREER

### Points

Season -  
Career 25, vs. SUNY Canton, 12/21/22

### Rebounds

Season -  
Career 6 (2x), latest at Radford, 11/12/24

### Assists

Season -  
Career 4, vs. Coastal Carolina, 2/24/24

### Blocks

Season -  
Career 1, vs. Central Michigan, 2/10/24

### Steals

Season -  
Career 5, vs. Coastal Carolina, 2/24/24

### Minutes

Season -

### Field Goals Made

Season -  
Career 11, vs. SUNY Canton, 12/21/22

### Field Goals Attempted

Season -  
Career 2-0 (2x), latest vs. Duquesne, 11/26/24

### 3-Pointers Made

Season -  
Career 3 (5x)

### 3-Pointers Attempted

Season -  
Career 9, vs. Coastal, 2/24/24

### Free Throws Made

Season -  
Career 5 (5x)

### Free Throws Attempted

Season -  
Career 8, at James Madison, 2/3/24

## PRODUCTION TRACKER

Scored 10+ points -  
Scored 20+ points -  
Led UMBC in scoring -  
Made 3+ 3-pointers -  
Led UMBC in 3-pointers made -  
Had 10+ rebounds -  
Led UMBC in rebounds -  
Had 3+ assists -  
Led UMBC in assists -  
Had 3+ steals -  
Led UMBC in steals -  
Led UMBC in FT made -  
Led UMBC in minutes played -  
Dunks/Charges Drawn -



				Field Goals		3-Point		F-Throws		Rebounds				Scoring						
SEASON	TEAM	GP-GS	MIN/AVG	FG-FGA	FG%	3FG-3FGA	3FG%	FT-FTA	FT%	OFF	DEF	TOT	AVG	PF-FO	A	TO	BLK	STL	PTS	AVG
2022-23	UB	19-0	127/6.7	39-86	.453	8-27	.296	9-15	.600	7	12	19	1.0	7-0	8	8	0	10	95	5.0
2023-24	ODU	30-1	498/16.6	106-261	.406	26-80	.325	41-60	.683	10	48	58	1.9	39-0	23	27	1	29	279	9.3
2024-25	ODU	12-0	245/20.5	54-138	.391	11-41	.268	19-26	.731	4	26	30	2.5	24-0	10	14	0	9	138	11.5
TOTAL FOR UMBC		0-0	0/0.0	0-0	.000	0-0	.000	0-0	.000	0	0	0	0.0	0-0	0	0	0	0	0	0.0
TOTAL		61-1	870/14.3	199-485	.410	45-148	.304	69-101	.683	21	86	107	1.8	70-0	41	49	1	48	512	8.4



# 14 Jose Tanchyn

Junior :: Forward :: 6-10/235  
Cordoba, Spain :: IES Litoral/Palm Beach Atlantic



## Tanchyn Notes

### 2024-25 (Palm Beach Atlantic)

- Averaged 9.1 ppg, 6.5 rpg, and 0.85 blocks per game for the Sailfish.
- Made seven starts and appeared in 27 contests.
- Averaged 21.7 minutes per game.
- Shot .515 overall from the floor as he went 100-for-194.
- Hit 19-of-61 3-pointers for a .311 clip.
- Lincoln (2023-24)
- Played one season for the Tigers where he started 24 of the 30 games he played in.
- Scored 6.2 points per game and pulled down 5.7 rebounds per game on the season...
- Shot 50 percent from the floor and 37 percent three...
- Scored a season-high 19 points against Spurgeon on Jan. 16.

### BACKGROUND

- Is majoring in Financial Economics
- Career ambition is to become a pro basketball player while also being a successful entrepreneur in the business world
- He was called "Tanchyn the Machine" while in high school
- Son of Nicolás and Valeria
- Brother to Nicolás
- Won four gold medals with the Andalusian Basketball Federation
- Achieved a gold medal in the U18 Championship Challenger with the Spain national team (2021 and 2022)
- Took home three gold medals with Málaga in the Provincial Championship of regional teams
- His favorite food is his parents' cooking
- Enjoys the music of Eladio Carrión and the movie "Hustle"
- Has been playing basketball since the age of 3.

## SEASON/CAREER

### Points

Season 2, vs. Penn State York (11/4)  
Career 25, vs. Saint Leo, 2/8/25

### Rebounds

Season 3, vs. Penn State York (11/4)  
Career 15, vs. Rollins, 2/1/25

### Assists

Season 1, vs. Penn State York (11/4)  
Career 4, vs. Tampa, 2/22/25

### Blocks

Season -  
Career 4, at Embry Riddle (FL), 1/15/25

### Steals

Season -  
Career 3, at Rogers St., 1/18/24

### Minutes

Season 15, vs. Penn State York (11/4)

### Field Goals Made

Season 1, vs. Penn State York (11/4)  
Career 11, vs. Saint Leo, 2/8/25

### Field Goals Attempted

Season 4, vs. Penn State York (11/4)  
Career 20, vs. Saint Leo, 2/8/25

### 3-Pointers Made

Season -  
Career 4 (2x), latest at Rogers St., 1/18/24

### 3-Pointers Attempted

Season 3, vs. Penn State York (11/4)  
Career 6 (3x), latest at Pittsburg St., 2/10/24

### Free Throws Made

Season -  
Career 4 (2x), latest at Eckerd, 2/15/25

### Free Throws Attempted

Season -  
Career 5 (3x), latest at Eckerd, 2/15/25

## PRODUCTION TRACKER

Scored 10+ points	-
Scored 20+ points	-
Led UMBC in scoring	-
Made 3+ 3-pointers	-
Led UMBC in 3-pointers made	-
Had 10+ rebounds	-
Led UMBC in rebounds	-
Had 3+ assists	-
Led UMBC in assists	-
Had 3+ steals	-
Led UMBC in steals	-
Led UMBC in FT made	-
Led UMBC in minutes played	-
Dunks/Fouls Drawn	0/1



## TANCHYN, Jose roberto

SEASON	TEAM	GP-GS	MIN/AVG	Field Goals		3-Point		F-Throws		Rebounds				Scoring			
				FG-FGA	FG%	3FG-3FGA	3FG%	FT-FTA	FT%	OFF	DEF	TOT	AVG	PF-FO	A	TO	BLK STL
2023-24	Linc	30-24	624/20.8	77-155	.497	26-71	.366	7-15	.467	50	121	171	5.7	75-2	19	36	30 14
2024-25	PBA	27-7	586/21.7	100-194	.515	19-61	.311	28-46	.609	63	113	176	6.5	62-0	41	21	23 19
2025-26	UMBC	1-0	15/15.3	1-4	.250	0-3	.000	0-0	.000	1	2	3	3.0	3-0	1	1	0 0
TOTAL FOR UMBC		1-0	15/15.3	1-4	.250	0-3	.000	0-0	.000	1	2	3	3.0	3-0	1	1	0 0



2025-26 UMBC Men's Basketball  
Individual Game-by-Game  
All games

#14 TANCHYN, Jose Roberto

Opponent	Date	GS	MIN	Total		3-Pointers		Free throws		Rebounds							
				FG-FGA	PCT	3FG-3FGA	PCT	FT-FTA	PCT	OFF	DEF	TOT	AVG	PF	A	TO	BLK
Penn St.-York	11/04/2025		15:16	1-4	.250	0-3	.000	0-0	.000	1	2	3	3.0	3	1	1	0
Totals		0	15:16	1-4	.250	0-3	.000	0-0	.000	1	2	3	3.0	3	1	1	0

Player Averages

Games Played	Minutes/ game	Points/ game	FG Pct	3FG Pct	FT Pct	Rebounds/ game	Assists/ game	Turnovers/ game	Assist/Turnover ratio	Steals/ game	Blocks/ game
1	15.3	2.0	25.0	0.0	0.0	3.0	1.0	1.0	1.0	0.0	0.0

# 21 Cougar Downing

Senior :: Guard :: 6-2/180  
Alchinson, Kansas :: Olathe/Eastern New Mexico



## Downing Notes

### AS A SENIOR (Arkansas-Little Rock)

- Played in 27 games in his lone season with the Trojans .
- Scored 6.0 points per game ...
- Drained 42-of-47 (89.4%) attempts from the charity stripe .
- Had eight contests with double digit figures in scoring.
- Scored a season-high 20 points in the contest with Georgia State (11/22).
- Had nine games with two or more made three pointers.
- with a career-best eight rebounds at Pratt CC (12/11), which he replicated against Pratt again at home (2/9)

### HIGH SCHOOL (Olathe)

- First team all-state honors.
- Sunflower League MVP.
- Has school records for points scored in a single season (410 in 2019-20), points scored in a career (987), field goals made in a single game (10, twice), field goals made in a single season (128 in 2019-20) and in a career (314), 3-pointers made in a single game (6, twice), in a single-season (57 in 2019-20) and career (128), free throws made in a career (231), best free throw percentage in a single season (89.6% in 2017-18) and in a career (87.5%).

## SEASON/CAREER

### Points

Season 1, vs. Penn State York (11/4)  
Career 28, vs. Cameron, 12/7/24

### Rebounds

Season 1, vs. Penn State York (11/4)  
Career 8, vs. MSU Denver, 11/20,24

### Assists

Season 1, vs. Penn State York (11/4)  
Career 5, vs. MSU Denver, 11/20,24

### Blocks

Season -  
Career 1 (6x)

### Steals

Season -  
Career 5, vs. Arkansas State, 12/1/23

### Minutes

Season 17, vs. Penn State York (11/4)

### Field Goals Made

Season 2, vs. Penn State York (11/4)  
Career 10, vs. Cameron, 12/7/24

### Field Goals Attempted

Season 9, vs. Penn State York (11/4)  
Career 19, vs. Cameron, 12/7/24

### 3-Pointers Made

Season 1, vs. Penn State York (11/4)  
Career 6 (3x), latest vs. Navajo Tech, 11/14/24

### 3-Pointers Attempted

Season 5, vs. Penn State York (11/4)  
Career 12, vs. Cameron, 12/7/24

### Free Throws Made

Season -  
Career 13, vs. Georgia State, 11/22/23

### Free Throws Attempted

Season -  
Career 16, vs. Georgia State, 11/22/23

## PRODUCTION TRACKER

Scored 10+ points	-
Scored 20+ points	-
Led UMBC in scoring	-
Had 10+ rebounds	-
Led UMBC in rebounds	-
Had 3+ assists	-
Led UMBC in assists	-
Had 3+ blocks	-
Led UMBC in blocks	-
Had 3+ steals	-
Led UMBC in steals	-
Led UMBC in FT made	-
Led UMBC in minutes played	-
Dunks/Fouls Drawn	0/1



## DOWNING, Cougar

				Field Goals		3-Point		F-Throws		Rebounds										Scoring	
SEASON	TEAM	GP-GS	MIN/AVG	FG-FGA	FG%	3FG-3FGA	3FG%	FT-FTA	FT%	OFF	DEF	TOT	AVG	PF-FO	A	TO	BLK	STL	PTS	AVG	
2023-24	LR	28-0	425/15.2	47-143	.329	29-94	.309	42-47	.894	7	24	31	1.1	45-1	14	16	1	16	165	5.9	
2024-25	EastNM	26-26	762/29.3	109-246	.443	65-142	.458	34-44	.773	8	51	59	2.3	59-2	45	25	5	24	317	12.2	
2025-26	UMBC	1-0	17/16.8	2-9	.222	1-5	.200	0-0	.000	1	0	1	1.0	1-0	1	0	0	0	5	5.0	
TOTAL FOR UMBC		1-0	17/16.8	2-9	.222	1-5	.200	0-0	.000	1	0	1	1.0	1-0	1	0	0	0	5	5.0	
TOTAL		55-26	1204/21.9	158-398	.397	95-241	.394	76-91	.835	16	75	91	1.7	105-3	60	41	6	40	487	8.9	





2025-26 UMBC Men's Basketball  
Individual Game-by-Game  
All games

#21 DOWNING, Cougar

Opponent	Date	GS	MIN	Total		3-Pointers		Free throws		Rebounds				PF	A	TO	BLK	STL	PTS	AVG
				FG-FGA	PCT	3FG-3FGA	PCT	FT-FTA	PCT	OFF	DEF	TOT	AVG							
Penn St.-York	11/04/2025		16:50	2-9	.222	1-5	.200	0-0	.000	1	0	1	1.0	1	1	0	0	0	5	5.0
Totals		0	16:50	2-9	.222	1-5	.200	0-0	.000	1	0	1	1.0	1	1	0	0	0	5	5.0

Player Averages

Games Played	Minutes/ game	Points/ game	FG Pct	3FG Pct	FT Pct	Rebounds/ game	Assists/ game	Turnovers/ game	Assist/Turnover ratio	Steals/ game	Blocks/ game
1	16.8	5.0	22.2	20.0	0.0	1.0	1.0	0.0	1.0	0.0	0.0

# 23 Riley Jacobs▶

**Freshman :: Forward :: 6-9/190**  
**Alexandria, Va.. :: St. Stephen's & St. Agnes**



## Jacobs Notes

### Background

- Intends to major in Business Education
- His High School nickname was "Mr. 1k"
- Is the son of Robert Jacobs
- Brother of Darrell Dawson
- Was a Fourth Team All Virginia Independent School Athletic Association (VISAA) pick in 2024
- First Team All VISAA in 2025
- Named the Alexandria Sportsman Club Boys Basketball Athlete of the Year in 2025
- His favorite food is shrimp alfredo
- Lists favorite pro-team as the Washington Commanders
- Enjoys the music of Kanye West and the movie "Adventers: Infinity War"
- His favorite book is "The Giving Tree"

## ▶ SEASON/CAREER

### Points

Season 6, vs. Penn State York (11/4)  
 Career same

### Rebounds

Season 4, vs. Penn State York (11/4)  
 Career same

### Assists

Season 2, vs. Penn State York (11/4)  
 Career same

### Blocks

Season 2, vs. Penn State York (11/4)  
 Career same

### Steals

Season -  
 Career -

### Minutes

Season 22, vs. Penn State York (11/4)  
 Career same

### Field Goals Made

Season 2, vs. Penn State York (11/4)  
 Career

### Field Goals Attempted

Season 3, vs. Penn State York (11/4)  
 Career

### 3-Pointers Made

Season -  
 Career -

### 3-Pointers Attempted

Season 1, vs. Penn State York (11/4)  
 Career same

### Free Throws Made

Season 2, vs. Penn State York (11/4)  
 Career same

### Free Throws Attempted

Season 4, vs. Penn State York (11/4)  
 Career same

## ▶ PRODUCTION TRACKER

Scored 10+ points -  
 Scored 20+ points -  
 Led UMBC in scoring -  
 Had 10+ rebounds -  
 Led UMBC in rebounds -  
 Had 3+ assists -  
 Led UMBC in assists -  
 Had 3+ blocks -  
 Led UMBC in blocks -  
 Had 3+ steals -  
 Led UMBC in steals -  
 Led UMBC in FT made -  
 Led UMBC in minutes played -  
 Dunks/Fouls Drawn 0/2



## JACOBS, Riley

				Field Goals		3-Point		F-Throws		Rebounds										Scoring	
SEASON	TEAM	GP-GS	MIN/AVG	FG-FGA	FG%	3FG-3FGA	3FG%	FT-FTA	FT%	OFF	DEF	TOT	AVG	PF-FO	A	TO	BLK	STL	PTS	AVG	
2025-26	UMBC	1-1	22/22.3	2-3	.667	0-1	.000	2-4	.500	0	4	4	4.0	2-0	2	2	2	0	6	6.0	
TOTAL		1-1	22/22.3	2-3	.667	0-1	.000	2-4	.500	0	4	4	4.0	2-0	2	2	2	0	6	6.0	



2025-26 UMBC Men's Basketball  
Individual Game-by-Game  
All games

#23 JACOBS, Riley

Opponent	Date	GS	MIN	Total		3-Pointers		Free throws		Rebounds				PF		A	TO	BLK	STL	PTS	AVG
				FG-FGA	PCT	3FG-3FGA	PCT	FT-FTA	PCT	OFF	DEF	TOT	AVG								
Penn St.-York	11/04/2025	*	22:15	2-3	.667	0-1	.000	2-4	.500	0	4	4	4.0	2	2	2	2	2	0	6	6.0
Totals		1	22:15	2-3	.667	0-1	.000	2-4	.500	0	4	4	4.0	2	2	2	2	2	0	6	6.0

Player Averages

Games Played	Minutes/ game	Points/ game	FG Pct	3FG Pct	FT Pct	Rebounds/ game	Assists/ game	Turnovers/ game	Assist/Turnover ratio	Steals/ game	Blocks/ game
1	22.3	6.0	66.7	0.0	50.0	4.0	2.0	2.0	1.0	0.0	2.0

# 30 Saahil Thakkar ▶

**Freshman :: Guard :: 6-1/155**  
**Germantown, Md. :: Northwest**



## Thakkar Notes

### Points

Season -  
 Career -

### Rebounds

Season -  
 Career -

### Assists

Season -  
 Career -

### Blocks

Season -  
 Career -

### Steals

Season -  
 Career -

### Minutes

Season 1, vs. Penn State York (11/4)  
 Career same

### Field Goals Made

Season -  
 Career -

### Field Goals Attempted

Season -  
 Career -

### 3-Pointers Made

Season -  
 Career -

### 3-Pointers Attempted

Season -  
 Career -

### Free Throws Made

Season -  
 Career -

### Free Throws Attempted

Season -  
 Career -

## ▶ PRODUCTION TRACKER

Scored 10+ points -  
 Scored 20+ points -  
 Led UMBC in scoring -  
 Had 10+ rebounds -  
 Led UMBC in rebounds -  
 Had 3+ assists -  
 Led UMBC in assists -  
 Had 3+ blocks -  
 Led UMBC in blocks -  
 Had 3+ steals -  
 Led UMBC in steals -  
 Led UMBC in FT made -  
 Led UMBC in minutes played -  
 Dunks/Charges Drawn -



### THAKKAR, Saahil

				Field Goals		3-Point		F-Throws		Rebounds										Scoring	
SEASON	TEAM	GP-GS	MIN/AVG	FG-FGA	FG%	3FG-3FGA	3FG%	FT-FTA	FT%	OFF	DEF	TOT	AVG	PF-FO	A	TO	BLK	STL		PTS	AVG
2025-26	UMBC	1-0	0/0.5	0-0	.000	0-0	.000	0-0	.000	0	0	0	0.0	0-0	0	0	0	0		0	0.0
TOTAL		1-0	0/0.5	0-0	.000	0-0	.000	0-0	.000	0	0	0	0.0	0-0	0	0	0	0		0	0.0



2025-26 UMBC Men's Basketball

Individual Game-by-Game

All games

Page 11/11

as of Nov 06, 2025

### #30 THAKKAR, Saahil

Opponent	Date	GS	MIN	Total		3-Pointers		Free throws		Rebounds											
				FG-FGA	PCT	3FG-3FGA	PCT	FT-FTA	PCT	OFF	DEF	TOT	AVG	PF	A	TO	BLK	STL	PTS	AVG	
Penn St.-York	11/04/2025		00:30	0-0	.000	0-0	.000	0-0	.000	0	0	0	0.0	0	0	0	0	0	0	0.0	
Totals		0	00:30	0-0	.000	0-0	.000	0-0	.000	0	0	0	0.0	0	0	0	0	0	0	0.0	

### Player Averages

Games Played	Minutes/ game	Points/ game	FG Pct	3FG Pct	FT Pct	Rebounds/ game	Assists/ game	Turnovers/ game	Assist/Turnover ratio	Steals/ game	Blocks/ game
1	0.5	0.0	0.0	0.0	0.0	0.0	0.0	0.0	0.0	0.0	0.0



# BROADCAST MEDIA CHEAT SHEET



0

## REGIMANTAS CIUNYS

GP/GS	PPG	RPG	APG	FG%	3FG%	FT%
25-26 Redshirt						
Career 46/2	4.5	3.2	.62	.545	.318	.643
Career Highs	Pts: 22	Reb: 10	Asst: 2	FG: 9	ST: 2	B: 3

SR :: G/F :: 6-6/200 :: Vilnius, Lithuania / The Harvey (N.Y.) School



1

## ACE VALENTINE

GP/GS	PPG	RPG	APG	FG%	3FG%	FT%
25-26	1/1	11.0	4.0	6.0	44%	.500 .100
Career 64/43	7.2	3.2	2.9	.486	.333	.682
Career Highs	Pts: 23	Reb: 10	A: 11	3FG: 3	STL: 3	B: 1

JR :: G :: 6-3/195 :: Baltimore, Md. / Baltimore, MD / Mount St. Joseph's




2

## JOSH ODUNOWO

GP/GS	PPG	RPG	APG	FG%	3FG%	FT%
25-26	-	-	-	-	-	-
Career 98/86	7.8	4.1	1.5	.566	-	.570
Career Highs	Pts: 23	Reb: 12	Asst: 7	ST: 4	B: 5	

GR :: F :: 6-6/215 :: Laurel, Md. / Perkiomen School / Columbia U.



3

## DJ ARMSTRONG JR.

GP/GS	PPG	RPG	APG	FG%	3FG%	FT%
25-26/1/1	12.0	-	1.0	.571	.667	-
Career 57/52	11.9	2.8	1.7	.432	.385	.825
Career Highs	Pts: 25	Reb: 6	Asst: 4	ST: 5	B: 1	

GR :: G :: 6-3/185 :: Orlando, Fla. / Winderemere / Texas Permian




4

## JAH'LIKAI KING

GP/GS	PPG	RPG	APG	FG%	3FG%	FT%
25-26	1/1	23.0	8.0	1.0	.533	.625 1.000
Career 58/58	16.4	3.9	3.1	.443	.313	.809
Career High's	Pts: 36	Reb: 11	Asst: 8	ST: 5	B: 3	3FG: 8

JR :: G :: 6-2/160 :: Newburgh, N.Y. / Newburgh Free Academy / New Haven



5

## DAYLON DICKERSON

GP/GS	PPG	RPG	APG	FG%	3FG%	FT%
25-26	1/0	4.0	3.0	2.0	.500	.000 .000
Career 23/0	3.1	1.7	.4	.491	.182	.737
Career Highs	Pts: 13	Reb: 6	Asst: 3	Blk: 1	ST: 2	

JR :: F :: 6-6/215 :: Kaufman, Tex. / Kaufman / McLennan C.C.




7

## TIM EZE

GP/GS	PPG	RPG	APG	FG%	3FG%	FT%
25-26	1/0	6.0	5.0	.000	.400	.000 .500
Career 21/0	2.8	1.5	.4	.512	.143	.786
Career High	Pts: 14	Reb: 6	Asst: 3	ST: 2	Blk: 1	

SO :: F :: 6-7/210 :: Kleinburg, Ontario / Bill Crothers Prep




10

## PAUL GREENE

GP/GS	PPG	RPG	APG	FG%	3FG%	FT%
25-26	-	-	-	-	-	-
Career 48/28	9.9	9.4	1.6	.468	.318	.664
Career Highs	Pts: 27	Reb: 20	Asst: 6	St: 5	B: 4	

GR :: F :: 6-6/195 :: Freeport, Bahamas / Independence / S. New Hampshire Penmen




11

## CADAN DIGGS

GP/GS	PPG	RPG	APG	FG%	3FG%	FT%
25-26	1/0	5.0	7.0	-	.333	.000 1.000
Career 36/1	2.9	1.3	1.09	.401	.398	.835
Career Highs	Pts: 11	Reb: 5	Asst: 3	St: 3	B: 1	

SO :: F :: 6-8/195 :: Waldorf, Md. / Bullis School / Old Dominion




12

## JAKE STOUT

GP/GS	PPG	RPG	APG	FG%	3FG%	FT%
25-26	1/0	0.00	0.00	0.00	.000	.000 .000
Career Highs	Pts: -	Reb: -	B: -	Asst: -	Stl: -	

R-FR :: G :: 6-7/200 :: Catonsville, MD / Boys' Latin




13

## DEVIN CEASER

GP/GS	PPG	RPG	APG	FG%	3FG%	FT%
25-26	-	-	-	-	-	-
Career 61/1	8.4	1.8	.67	.410	.304	.683
Career Highs	Pts: 25	Reb: 6	Asst: 4	Stl: 5	B: 1	

SR :: G :: 6-1/175 :: St. Stephen's & St. Agnes School / Old Dominion




14

## JOSE TANCHYN

GP/GS	PPG	RPG	APG	FG%	3FG%	FT%
25-26	1/0	2.0	3.0	1.0	.250	.000
Career 58/31	7.6	6.1	1.05	.507	.341	.574
Career Highs	Pts: 25	Reb: 15	Asst: 4	Stl: 3	B: 4	

JR :: F/C :: 6-10/235 :: Cordoba, Spain / IES Litoral / Palm Beach Atlantic




21

## COUGAR DOWNING

GP/GS	PPG	RPG	APG	FG%	3FG%	FT%
25-26	1/0	5.0	1.0	1.0	.222	.200 .000
Career 54/26	8.9	1.7	1.09	.401	.398	.835
Career Highs	Pts: 28	Reb: 8	Asst: 5	Stl: 5	B: 1	


5th Year :: G :: 6-2/180 :: Atchison, Kansas / Olathe / Eastern New Mexico

# BROADCAST MEDIA CHEAT SHEET



**23 RILEY JACOBS**  
 GP/GS PPG RPG APG FG% 3FG% FT%  
 25-26  
 Career  
 Career Highs Pts: Reb: Asst: 3FG: B

FR :: F :: 6-9/205 :: Alexandria, Va./St. Stephen's & St. Agnes



**30 SAAHIL THAKKAR**  
 GP/GS PPG RPG APG FG% 3FG% FT%  
 25-26  
 Career same  
 Career Highs Pts: Reb: Asst: 3FG: B

FR :: G :: 6-1/170 :: Germantown, Md./Northwest



## 2025-26 UMBC Men's Basketball Combined Team Statistics All games

Page 1/1  
as of Nov 06, 2025

### Game Records

Record	Overall	Home	Away	Neutral
ALL GAMES	1-0	1-0	0-0	0-0
CONFERENCE	0-0	0-0	0-0	0-0
NON-CONFERENCE	1-0	1-0	0-0	0-0

### Score by Periods

Team	1st	2nd	OT	TOT
UMBC	39	35	0	74
Opponents	25	28	0	53

### Team Box Score

No. Player					Total		3-Point		F-Throw		Rebounds											
		GP-GS	MIN	AVG	FG-FGA	FG%	3FG-3FGA	3FG%	FT-FTA	FT%	OFF	DEF	TOT	AVG	PF	DQ	A	TO	BLK	STL	PTS	AVG
4	KING, Jah'Likai	1-1	28:48	28.8	8-15	.533	5-8	.625	2-2	1.000	0	8	8	8.0	1	0	1	1	0	1	23	23.0
3	ARMSTRONG, DJ	1-1	28:56	28.9	4-7	.571	4-6	.667	0-0	.000	0	0	0	0.0	1	0	1	0	0	2	12	12.0
1	VALENTINE, Ace	1-1	32:39	32.7	4-9	.444	1-2	.500	2-2	1.000	0	4	4	4.0	2	0	6	1	0	1	11	11.0
7	EZE, Tim	1-0	14:59	15.0	2-5	.400	0-0	.000	2-4	.500	2	3	5	5.0	1	0	0	1	0	1	6	6.0
23	JACOBS, Riley	1-1	22:15	22.3	2-3	.667	0-1	.000	2-4	.500	0	4	4	4.0	2	0	2	2	2	0	6	6.0
21	DOWNING, Cougar	1-0	16:50	16.8	2-9	.222	1-5	.200	0-0	.000	1	0	1	1.0	1	0	1	0	0	0	5	5.0
11	DIGGS, Caden	1-1	19:48	19.8	2-6	.333	0-1	.000	1-1	1.000	2	5	7	7.0	2	0	0	4	1	0	5	5.0
5	DICKERSON, Daylon	1-0	15:58	16.0	2-4	.500	0-1	.000	0-0	.000	1	2	3	3.0	3	0	2	1	0	1	4	4.0
14	TANCHYN, Jose Roberto	1-0	15:16	15.3	1-4	.250	0-3	.000	0-0	.000	1	2	3	3.0	3	0	1	1	0	0	2	2.0
12	STOUT, Jake	1-0	04:01	4.0	0-1	.000	0-1	.000	0-0	.000	0	0	0	0.0	0	0	0	0	0	0	0	0.0
30	THAKKAR, Saahil	1-0	00:30	0.5	0-0	.000	0-0	.000	0-0	.000	0	0	0	0.0	0	0	0	0	0	0	0	0.0
Team											3	3	6									
Total		1	200		27-63	.429	11-28	.393	9-13	.692	10	31	41	41.0	16	0	14	11	3	6	74	74.0
Opponents		1	200		21-60	.350	1-13	.077	10-17	.588	10	27	37	37.0	12	0	5	13	5	3	53	53.0

### Team Statistics

	UMBC	OPP
<b>Scoring</b>	<b>74</b>	<b>53</b>
Points per game	74.0	53.0
Scoring margin	+21.0	-
<b>Field goals-att</b>	<b>27-63</b>	<b>21-60</b>
Field goal pct	.429	.350
<b>3 point fg-att</b>	<b>11-28</b>	<b>1-13</b>
3-point FG pct	.393	.077
3-pt FG made per game	11.0	1.0
<b>Free throws-att</b>	<b>9-13</b>	<b>10-17</b>
Free throw pct	.692	.588
F-Throws made per game	9.0	10.0
<b>Rebounds</b>	<b>41</b>	<b>37</b>
Rebounds per game	41.0	37.0
Rebounding margin	+4.0	-
<b>Assists</b>	<b>14</b>	<b>5</b>
Assists per game	14.0	5.0
<b>Turnovers</b>	<b>11</b>	<b>13</b>
Turnovers per game	11.0	13.0
Turnover margin	+2.0	-
Assist/turnover ratio	1.3	0.4
<b>Steals</b>	<b>6</b>	<b>3</b>
Steals per game	6.0	3.0
<b>Blocks</b>	<b>3</b>	<b>5</b>
Blocks per game	3.0	5.0
<b>Winning streak</b>	<b>1</b>	<b>-</b>
Home win streak	1	-
<b>Attendance</b>	<b>1235</b>	<b>0</b>
Home games-Avg/Game	1-1235	0-0
Neutral site-Avg/Game	-	0-0

### Team Results

Date	Opponent		Score	Att.
11/04/2025	Penn St.-York	W	74-53	1235



# 2024-25 UMBC Men's Basketball Combined Team Statistics In Conference games

Page 1/1  
as of Mar 10, 2025

## Game Records

Record	Overall	Home	Away	Neutral
ALL GAMES	5-11	2-6	3-5	0-0
CONFERENCE	5-11	2-6	3-5	0-0
NON-CONFERENCE	0-0	0-0	0-0	0-0

## Score by Periods

Team	1st	2nd	OT	TOT
UMBC	583	641	13	1237
Opponents	649	641	8	1298

## Team Box Score

No. Player					Total		3-Point		F-Throw		Rebounds													
		GP-GS	MIN	AVG	FG-FGA	FG%	3FG-3FGA	3FG%	FT-FTA	FT%	OFF	DEF	TOT	AVG	PF	DQ	A	TO	BLK	STL	PTS	AVG		
24	BANKS, Marcus	16-15	511:26	32.0	96-218	.440	52-133	.391	46-53	.868	4	49	53	3.3	39	0	31	34	3	22	290	18.1		
23	JOHNSON, Bryce	15-15	487:55	32.5	93-176	.528	28-71	.394	50-62	.806	10	59	69	4.6	19	0	39	30	6	16	264	17.6		
4	SHORT, Marlon	16-5	434:17	27.1	72-129	.558	6-12	.500	24-41	.585	9	37	46	2.9	16	0	33	21	2	21	174	10.9		
2	ODUNOWO, Josh	14-14	409:54	29.3	63-97	.649	0-5	.000	26-53	.491	26	44	70	5.0	45	3	32	21	16	17	152	10.9		
6	JORDAN, Louie	15-14	316:27	21.1	34-69	.493	26-54	.481	12-15	.800	5	60	65	4.3	35	1	13	24	5	6	106	7.1		
1	VALENTINE, Ace	15-11	393:22	26.2	32-75	.427	9-27	.333	18-29	.621	4	33	37	2.5	18	0	38	20	1	13	91	6.1		
0	CIUNYS, Regimantas	15-2	273:43	18.2	24-50	.480	2-8	.250	21-32	.656	12	47	59	3.9	18	0	11	14	5	7	71	4.7		
7	EZE, Tim	6-0	39:48	6.6	6-12	.500	0-1	.000	3-3	1.000	2	4	6	1.0	5	0	4	1	0	0	15	2.5		
20	HARRIS, JC	8-0	88:19	11.0	7-15	.467	3-6	.500	2-3	.667	1	8	9	1.1	5	0	5	2	1	3	19	2.4		
10	SAPP, Devan	16-4	160:60	10.1	13-42	.310	7-27	.259	0-0	.000	2	13	15	0.9	14	0	7	6	0	5	33	2.1		
15	REESE, Ashton	5-0	53:05	10.6	2-5	.400	1-3	.333	2-2	1.000	0	4	4	0.8	5	0	2	1	1	1	7	1.4		
5	DICKERSON, Daylon	10-0	45:59	4.6	4-12	.333	0-3	.000	4-4	1.000	3	6	9	0.9	8	0	4	2	0	3	12	1.2		
3	STONE, Chaydon	3-0	08:29	2.8	1-5	.200	1-5	.200	0-0	.000	0	1	1	0.3	0	0	0	0	0	0	3	1.0		
13	VARGHESE, Isaac	1-0	00:38	0.6	0-0	.000	0-0	.000	0-0	.000	0	0	0	0.0	0	0	0	0	0	0	0	0.0		
14	CHIBAMBE, Alpha	1-0	00:38	0.6	0-0	.000	0-0	.000	0-0	.000	0	0	0	0.0	0	0	0	0	0	0	0	0.0		
Team											15	6	21				7							
Total		16	3225		447-905	.494	135-355	.380	208-297	.700	93	371	464	29.0	227	4	219	183	40	114	1237	77.3		
Opponents		16	3225		488-1001	.488	138-368	.375	184-261	.705	182	409	591	36.9	231	3	238	192	35	104	1298	81.1		

## Team Statistics

	UMBC	OPP
<b>Scoring</b>	<b>1237</b>	<b>1298</b>
Points per game	77.3	81.1
Scoring margin	-3.8	-
<b>Field goals-att</b>	<b>447-905</b>	<b>488-1001</b>
Field goal pct	.494	.488
<b>3 point fg-att</b>	<b>135-355</b>	<b>138-368</b>
3-point FG pct	.380	.375
3-pt FG made per game	8.4	8.6
<b>Free throws-att</b>	<b>208-297</b>	<b>184-261</b>
Free throw pct	.700	.705
F-Throws made per game	13.0	11.5
<b>Rebounds</b>	<b>464</b>	<b>591</b>
Rebounds per game	29.0	36.9
Rebounding margin	-7.9	-
<b>Assists</b>	<b>219</b>	<b>238</b>
Assists per game	13.7	14.9
<b>Turnovers</b>	<b>183</b>	<b>192</b>
Turnovers per game	11.4	12.0
Turnover margin	+0.6	-
Assist/turnover ratio	1.2	1.2
<b>Steals</b>	<b>114</b>	<b>104</b>
Steals per game	7.1	6.5
<b>Blocks</b>	<b>40</b>	<b>35</b>
Blocks per game	2.5	2.2
<b>Winning streak</b>	<b>0</b>	<b>-</b>
Home win streak	0	-
<b>Attendance</b>	<b>14057</b>	<b>9567</b>
Home games-Avg/Game	8-1757	8-1196
Neutral site-Avg/Game	-	0-0

## Team Results

Date	Opponent		Score	Att.
01/04/2025	at Binghamton	L	82-87	1812
01/09/2025	at NJIT	W	87-64	376
01/16/2025	New Hampshire	L	76-79	1085
01/18/2025	Maine	L	62-87	1425
01/23/2025	at UAlbany	Wot	92-87	2017
01/25/2025	at Vermont	W	80-63	2537
01/30/2025	Bryant	L	86-92	3089
02/01/2025	UMass Lowell	L	67-83	1856
02/06/2025	at New Hampshire	L	78-79	241
02/08/2025	at Maine	L	50-73	1002
02/13/2025	Binghamton	W	81-77	1257
02/15/2025	at Bryant	L	79-81	891
02/20/2025	at UMass Lowell	L	79-98	691
02/22/2025	NJIT	W	95-91	1625
02/27/2025	UAlbany	L	74-78	1654
03/01/2025	Vermont	L	69-79	2066