

# UNIVERSITY OF DAYTON MEN'S SOCCER RECORD BOOK



UPDATED THROUGH FALL 2023

# ALL-TIME ROSTER

Last	First	First Yr	Last Yr	GP	G	A	Pts	Sh	GPG	PPG	GW	Last	First	First Yr	Last Yr	GP	G	A	Pts	Sh	GPG	PPG	GW
Abidor	David	2011	2013	51	0	6	6	24	.00	.11	0	Brito	Jose	1976	--	--	--	--	--	--	--	--	--
Abubakar	Lalas	2014	2016	61	4	4	12	65	.07	.20	0	Brugman	Mike	1997	32	6	2	14	21	.19	.44	1	
Acedvedo	Andres	2010	2013	63	9	5	23	58	.14	.37	4	Buchalter	Gus	1959	1963	--	--	--	--	--	--	--	--
Adedokun	Michael	2020	2022	29	4	8	16	60	.14	.55	2	Burgess	Dean	1982	1984	13	6	2	14	43	.46	1.08	--
Adelman	Andrew	1981	1981	--	--	--	--	--	--	--	--	Burgess	Dwight	1982	1982	--	--	--	--	--	--	--	--
Adjei	Kingsford	2019	2021	36	21	12	54	124	.58	1.50	5	Burns	Brian	1974	1974	--	1	0	2	2	--	--	--
<b>Adukor</b>	<b>Paul</b>	<b>2023</b>	<b>Active</b>	<b>1</b>	<b>0</b>	<b>0</b>	<b>0</b>	<b>0</b>	<b>.00</b>	<b>.00</b>	<b>0</b>	Byrd	Chris	1997	1997	0	0	0	0	0	--	--	0
Agocs	Lou	1965	1965	--	--	--	--	--	--	--	--	Cadman	Larry	1965	1965	--	--	--	--	--	--	--	--
Ajago	Forster	2021	2022	35	13	4	30	73	.37	.86	4	Cahill	Mike	1970	1974	--	0	3	3	27	--	--	--
Al-Dossary	Essa	1971	1972	--	--	--	--	--	--	--	--	Caldas	Carlos	1986	1987	--	4	2	10	12	--	--	--
Aldrich	Cory	1993	1994	2	0	1	1	0	.00	.50	0	Caldeira	Luiz	2022	2022	1	0	0	0	0	.00	.00	0
Alfano	Joe	1967	1967	--	--	--	--	--	--	--	--	Callahan	Scott	1981	1984	9	0	1	1	3	.00	.11	--
Al-Jarwan	Jamel	1986	1987	--	4	1	9	16	--	--	--	Callahan	Kevin	1978	1978	--	--	--	--	--	--	--	--
Albers	Josh	2006	2008	28	5	3	13	18	.18	.46	1	Camarena	Ricky	2018	2018	5	0	0	0	0	.00	.00	0
Allen	Scott	2004	2004	9	0	0	0	0	.00	.00	0	Campbell	Richie	2004	2005	22	1	0	2	3	.05	.09	0
Allgeier	Jim	1981	1983	--	--	--	--	--	--	--	--	Campbell	Scott	1981	1984	--	--	--	--	--	--	--	--
Allheily	Bastien	2012	2013	19	1	0	2	12	.05	.11	0	<b>Canga</b>	<b>Jorge</b>	<b>2023</b>	<b>Active</b>	<b>5</b>	<b>0</b>	<b>0</b>	<b>0</b>	<b>3</b>	<b>.00</b>	<b>.00</b>	<b>0</b>
Almeyda	Luis	1974	1974	--	7	4	18	--	--	--	--	Carson	Richard	1964	1965	--	--	--	--	--	--	--	--
Alvarez	Brian	2010	2013	19	0	0	0	0	.00	.00	0	Carter	Joel	2011	2012	3	0	0	0	1	.00	.00	0
Alvino	Terry	2005	2005	18	6	2	14	45	.33	.78	3	Casale	Anthony	1986	1989	20	14	11	39	97	.70	1.95	--
Amankona	Amass	2013	2015	61	23	18	64	159	.38	1.05	2	Cerwinske	Dan	1998	2001	66	3	5	11	30	.05	.17	2
Amankwaah	Alex	2014	2015	33	1	2	6	10	.06	.18	1	Chamis	Peter	1997	1997	4	0	0	0	0	.00	.00	0
Americo	Leonard	1964	1965	--	--	--	--	--	--	--	--	Charleton	Mark	1975	1975	--	--	--	--	--	--	--	--
Anthony	Scott	1989	1991	33	4	1	9	17	.12	.27	2	Cheney	Bill	1966	1968	--	--	--	--	--	--	--	--
Anticoli	Mike	1985	1986	--	4	2	10	46	--	--	--	Chestnutt	Tom	1991	1993	23	1	1	3	7	.04	.13	0
Antwi	Seth	2019	2022	55	1	2	4	53	.02	.07	0	Cheyne	William	1968	1968	--	--	--	--	--	--	--	--
Appel	Joe	1998	2001	52	2	5	9	21	.04	.17	0	Chicoine	Josh	1991	1994	58	6	2	14	28	.10	.24	3
Arnaldo	Ivan	2017	2020	13	0	0	0	6	.00	.00	0	Chilemena	Peter	2009	2009	19	6	1	13	32	.36	.68	1
Arnold	Gary	1968	1970	--	--	--	--	--	--	--	--	Chubb	Dave	1968	1968	--	--	--	--	--	--	--	--
Aroza	Rashid	2020	2022	1	0	0	0	0	.00	.00	0	<b>Cisse</b>	<b>Dusseynou</b>	<b>2021</b>	<b>2023</b>	<b>44</b>	<b>3</b>	<b>8</b>	<b>14</b>	<b>25</b>	<b>.07</b>	<b>.32</b>	<b>0</b>
Arst	Antti	2003	2006	61	4	7	15	42	.06	.25	1	Clanton	Denny	2000	2003	77	2	6	10	28	.03	.13	0
Ashe	Doug	1976	1979	--	--	--	--	--	--	--	--	Claure	Luis	1957	1957	--	--	--	--	--	--	--	--
Astaburaga	Alfredo	1971	1971	--	--	--	--	--	--	--	--	Collier	Brian	1997	1997	43	0	0	0	13	.00	.00	--
Aug	Laurel	2018	2019	35	5	7	17	35	.14	.49	2	Collins	Evan	2017	2017	4	0	0	0	0	.00	.00	0
Ayim	Emmanuel	1996	1999	69	28	15	71	207	.41	1.03	8	Colt	Bill	1977	1977	--	--	--	--	--	--	--	--
Baechle	Tim	1992	1995	35	4	1	9	17	.11	.26	--	Condell	Oliver	2004	2006	40	33	0	0	0	.00	.00	0
Baer	Morgan	1971	1971	--	--	--	--	--	--	--	--	Connell	Michael	1983	1986	--	--	--	--	--	--	--	--
Baker	Luke	2008	2008	15	0	3	3	21	.00	.20	0	Conway	Dave	1979	1982	--	--	--	--	--	--	--	--
Baker	Thomas	1964	1964	--	--	--	--	--	--	--	--	Conway	Casey	1979	1981	--	--	--	--	--	--	--	--
<b>Bakken</b>	<b>Martin</b>	<b>2023</b>	<b>Active</b>	<b>15</b>	<b>1</b>	<b>1</b>	<b>3</b>	<b>12</b>	<b>.07</b>	<b>.20</b>	<b>0</b>	Cooke	Dave	1982	1982	--	--	--	--	--	--	--	--
Balis	Viktor	2010	2010	2	0	0	0	0	.00	.00	0	Cooper	Patrick	1968	1969	--	--	--	--	--	--	--	--
Ballantyne	Connor	2014	2015	6	0	0	0	0	.00	.00	0	Cordova	Arturo	1957	1959	--	--	--	--	--	--	--	--
Balles	Tom	1965	1965	--	--	--	--	--	--	--	--	Craig	Ryan	1994	1994	0	0	0	0	0	--	--	0
Balloon*	Scott	2002	2002	--	--	--	--	--	--	--	--	Crawford	Lee	1998	2001	79	9	18	36	61	.11	.46	1
Baniak	Michael J	1976	1976	--	--	--	--	--	--	--	--	Crusi	Lusciano	1964	1965	--	--	--	--	--	--	--	--
Baniak	Jon	1978	1980	--	--	--	--	--	--	--	--	Daley	Michael	1979	1981	--	--	--	--	--	--	--	--
Barr	Walter	1991	1994	60	2	3	7	14	.03	.12	1	Darius	Josh	2020	Active	13	2	1	5	6	15	.38	0
Bath	Mike	1996	1996	33	0	0	0	16	.00	.00	0	Darr	Nate	2002	2005	68	11	10	32	109	.16	.47	5
Basil	Kyle	2006	2009	1	0	0	0	0	.00	.00	0	Davidson	Eric	1990	1990	1	0	0	0	0	.00	.00	0
Bates	Brian	2012	2015	45	0	1	1	13	.00	.02	0	<b>Day</b>	<b>Manny</b>	<b>2019</b>	<b>2023</b>	<b>49</b>	<b>10</b>	<b>10</b>	<b>30</b>	<b>64</b>	<b>.21</b>	<b>.61</b>	<b>2</b>
Bauer	Ryan	2009	2010	35	1	4	6	33	.03	.17	0	DeCamps	Florian	2006	2008	55	14	9	37	100	.25	.36	0
Bean	Aidan	2014	2018	34	2	0	4	29	.06	.12	0	DeCarlo	Mark	1985	1989	84	19	6	42	81	.27	.67	6
Beaudet	Peter	1979	1982	--	--	--	--	--	--	--	--	Decker	Steve	1979	1979	--	--	--	--	--	--	--	--
Becerra	Dan	1957	1958	--	--	--	--	--	--	--	--	Dee	Thomas	1964	1965	--	--	--	--	--	--	--	--
Beckett	Jordan	2010	2012	46	2	1	5	50	.04	.11	1	Degler	Jacob	2017	2019	25	4	1	9	18	.16	.36	1
Beehler	Michael	1977	1978	--	--	--	--	--	--	--	--	Dempsey	Eric	2005	2007	0	0	0	0	0	0	0	0
Benga	Janos	1976	1978	--	--	--	--	--	--	--	--	Dennis	Randy	2006	2009	72	0	5	5	1	0	.07	0
Bergan	John	1976	1979	--	--	--	--	--	--	--	--	Derhake	Tom	1999	1999	64	1	6	8	25	.02	.13	0
Berko	Daniel	2011	2012	31	10	5	25	62	.32	.81	3	Deyhle	Michael	2008	2011	36	1	1	3	11	.02	.08	0
Bertrams	James	1980	1985	--	--	--	--	--	--	--	--	Diago	Gonzalez	1984	1984	9	0	0	0	1	.00	.00	--
Bestic	Dan	1998	2001	33	0	2	2	6	.00	.06	0	Diaz	Alberto	1957	1957	--	--	--	--	--	--	--	--
Bird	Peter	1971	1971	--	--	--	--	--	--	--	--	DiBello	Tony	2003	2006	36	1	1	3	22	.03	.08	1
Bischof	Ed	1967	1968	--	--	--	--	--	--	--	--	Dolan	Patrick	1976	1978	--	--	--	--	--	--	--	--
Bischof	William	1967	1968	--	--	--	--	--	--	--	--	Dombrowski	Nate	2009	2010	38	0	2	2	10	.00	.05	0
Bishop	Joe	1965	1965	--	--	--	--	--	--	--	--	Donovan	Joe	1973	1976	--	0	0	0	13	--	--	--
Black	John	1967	1968	--	--	--	--	--	--	--	--	Dorrier	Richard	1965	1965	--	--	--	--	--	--	--	--
Blackburn	Damion	2002	2005	36	2	9	13	30	.06	.36	0	Dos Santos	Daniel	2016	2019	72	5	3	13	46	.07	.18	0
Blanco	Jorge	1958	1958	--	--	--	--	--	--	--	--	Downing	Joe	1988	1991	60	4	4	12	86	.07	.20	--
Blum	Andy	2002	2002	1	0	0	0	0	.00	.00	0	Downing	Scott	1992	1995	73	6	11	23	90	.08	.32	1
Boas	Mark	1973	1975	--	2	5	9	49	--	--	--	Downing	Tom	1968	1970	--	--	--	--	--	--	--	--
Boerste	Jerry	1980	1980	--	--	--	--	--	--	--	--	Drerup	Bernie	1957	1957	--	--	--	--	--	--	--	--
Bogdanov	Lubomir	2005	2005	8	4	2	10	19	.50	1.25	2	Drusinsky	Cliff	1994	1994	14	0	0	0	12	.00	.00	0
Bojang	Kissima	2014	2015	39	7	0	14	57	.18	.36	2	Dunlap	Thomas	1967	1969	--	--	--	--	--	--	--	--
<b>Bonham</b>	<b>Miles</b>	<b>2023</b>	<b>Active</b>	<b>21</b>	<b>1</b>	<b>2</b>	<b>4</b>	<b>18</b>	<b>.05</b>	<b>.19</b>													



Last	First	First Yr	Last Yr	GP	G	A	Pts	Sh	GPG	PPG	GW	Last	First	First Yr	Last Yr	GP	G	A	Pts	Sh	GPG	PPG	GW
Enstone	Greg	2011	2014	66	18	6	42	103	.27	.64	7	Hartman	Ryan	2006	2009	24	2	1	5	13	.08	.21	0
Eovino	Francis	1969	1971	--	--	--	--	--	--	--	--	Hartweck	Dennis	1969	1972	--	1	2	4	--	--	--	--
Eppich	Al	1963	1963	--	--	--	--	--	--	--	--	Hartwig	Dan	2000	2005	44	0	4	4	10	.00	.09	0
Erwaroye	Andrew	1961	1961	--	--	--	--	--	--	--	--	Hastings	Paul	1984	1984	12	0	1	1	3	.00	.08	--
Escobar	Ernesto	1976	1978	--	--	--	--	--	--	--	--	Haupt	James	2013	2017	77	19	12	50	117	.25	.65	8
Escobar	Alvaro	1976	1978	--	--	--	--	--	--	--	--	Hecht	Bob	1973	1973	--	--	--	--	--	--	--	--
Ezendu	Charles	1966	1967	--	--	--	--	--	--	--	--	Hefley	Ryan	2005	2006	21	0	1	1	7	.00	.05	0
Faily	Jesse	2001	2003	29	1	2	4	49	.03	.14	0	Hehemann	Bryan	1973	1977	--	0	1	1	2	--	--	--
Fairweather	Roke	1974	1976	--	0	0	0	3	--	--	--	Heinert	Gustavo	1986	1988	--	0	0	0	3	--	--	--
Falanga	Mike	1963	1963	--	--	--	--	--	--	--	--	Helgason	Thor	2017	2017	17	8	1	17	33	.47	1.00	3
Fanatico	Scott	1985	1987	--	2	1	5	12	--	--	--	Hengneck	P	1956	1956	--	--	--	--	--	--	--	--
Farschner	Robert	1979	1979	--	--	--	--	--	--	--	--	Herkert	Noah	2018	2018	9	0	0	0	0	.00	.00	0
Feiner	Jake	2018	2021	65	7	7	21	68	.10	.32	2	Hernandez	J.	1956	1956	--	--	--	--	--	--	--	--
Feltham	Glen	1985	1987	--	0	0	0	2	--	--	--	Hernandez	Fred	1957	1957	--	--	--	--	--	--	--	--
Ferara	M.	1956	1956	--	--	--	--	--	--	--	--	Hess	Jack	1964	1965	--	--	--	--	--	--	--	--
Fernandez	Horatio	1959	1958	--	--	--	--	--	--	--	--	Heuth	Mark	1973	1973	--	0	0	0	1	--	--	--
Ferranz	V.	1956	1956	--	--	--	--	--	--	--	--	Hidalgo	Ed	1961	1962	--	10	--	--	--	--	--	--
Ferrara	P.	1956	1956	--	--	--	--	--	--	--	--	Hidalgo	Jacques	1979	1980	--	--	--	--	--	--	--	--
Ferreira	Ron	1971	1971	--	--	--	--	--	--	--	--	Hinshaw	Scott	2000	2002	25	0	4	4	7	.00	.16	0
Fioriti	Greg	1984	1987	--	2	0	4	12	--	--	--	Hodgkinson	Charles	1972	1972	--	--	--	--	--	--	--	--
Fischer	Wade	1998	2001	77	12	11	35	49	.16	.46	4	Hogan	David	1980	1983	--	--	--	--	--	--	--	--
Fitzgerald	Tom	1991	1994	50	8	3	19	27	.16	.38	3	Hogan	Tim	1979	1981	--	--	--	--	--	--	--	--
Fitzgerald	Bob	1989	1992	--	--	--	--	--	--	--	--	Horas	Rick	1977	1977	--	--	--	--	--	--	--	--
Fjeldberg	Jonas	2017	2020	61	22	21	65	180	.36	1.1	9	Houser	Mike	1970	1970	--	--	--	--	--	--	--	--
Flinn	Donald	1976	1978	--	--	--	--	--	--	--	--	Howe	John	2010	2013	57	1	3	5	28	.02	.09	0
Flood	John	1976	1979	--	--	--	--	--	--	--	--	Huertas	Homero	1971	1971	--	--	--	--	--	--	--	--
Flowers	Anthony	2015	2017	--	--	--	--	--	--	--	--	Hueth	Mark	1973	1973	--	--	--	--	--	--	--	--
Fogg	Tom	1976	1977	--	--	--	--	--	--	--	--	Huff	Mike	2004	2005	2	0	0	0	0	.00	.00	0
Forschner	Robert	1976	1977	--	--	--	--	--	--	--	--	Hutchins	Matt	1997	2001	21	0	3	3	0	.00	.14	0
Forsee	Pete	1985	1988	--	2	0	4	9	--	--	--	Igah	Frank	1972	1972	--	--	--	--	--	--	--	--
Forsheim	Rob	1981	1984	13	0	0	0	12	.00	.00	--	Igel	Nick	1990	1993	70	25	17	67	181	.36	.96	5
Forward	Joe	1999	1999	56	1	2	4	27	.02	.07	1	Imbrogno	Tyler	2004	2007	51	6	7	19	61	.12	.37	1
Fragassi	Cameron	2015	2015	--	--	--	--	--	--	--	--	Isemane	Sunday	2000	2002	59	24	9	57	131	.41	.97	13
Francis	Anthony	1989	1989	--	--	--	--	--	--	--	--	<b>Jabateh</b>	<b>Sidike</b>	<b>2022</b>	<b>2023</b>	<b>18</b>	<b>6</b>	<b>1</b>	<b>13</b>	<b>53</b>	<b>.33</b>	<b>.72</b>	<b>2</b>
Frasca	Michael	2013	2016	65	7	11	27	72	.11	.42	3	Jalle	Martin	2022	2022	1	0	0	0	0	.00	.00	0
Frenz	Alex	2008	2008	6	0	1	1	2	0	.16	0	Jamieson	Jason	1987	1990	--	1	0	2	30	--	--	--
Friday	Bill	1990	1993	62	9	7	25	53	.15	.40	3	Jarun	Omar	2004	2005	39	19	9	47	121	.49	1.21	5
Fuchs	Roger	1964	1968	--	--	--	--	--	--	--	--	Jarzynka	Jim	1965	1965	--	--	--	--	--	--	--	--
Fuschetto	Rocco	1967	1970	--	--	--	--	--	--	--	--	Jenkins	Leon	1973	1975	--	6	1	13	55	--	--	--
Fuschetto	Jerry	1970	1970	--	--	--	--	--	--	--	--	Jenkins	Francis	1979	1979	--	--	--	--	--	--	--	--
Gabettie	George	1977	1977	--	--	--	--	--	--	--	--	Jewskow	Mark	1986	1989	--	0	7	7	53	--	--	0
Gachot	Charles	1974	1976	--	--	--	--	--	--	--	--	Jituboh	Wariebi	2017	2020	38	2	1	5	11	.05	.13	1
Gambo	Rafael	2013	2016	62	4	13	21	48	.07	.34	1	Johnson	Chad	1991	1991	3	0	0	0	1	.00	.00	0
Garvey	Wayne	1976	1979	--	--	--	--	--	--	--	--	Johnson	John	1984	1984	--	--	--	--	--	--	--	--
Gasque	Alonse	1957	1957	--	--	--	--	--	--	--	--	Jones	Eddie	2012	2013	30	6	10	22	62	.20	.73	0
Gaspar	Lance	2014	2017	28	0	1	1	4	.00	.04	0	Jones-Riley	Jaden	2019	2022	51	5	5	15	32	.10	.29	0
Gearhart	Jeff	2001	2001	1	0	0	0	0	.00	.00	0	Joseph	Keaton	2016	2017	7	0	0	0	2	.00	.00	0
George	George	1989	1992	35	3	6	12	39	.09	.34	1	Jung	William	1964	1964	--	--	--	--	--	--	--	--
Gerdeman	Andy	1989	1992	21	0	1	1	6	.00	.05	0	Kalinoski	Stephen	1980	1980	--	--	--	--	--	--	--	--
Gerker	Jim	1971	1973	--	8	15	31	101	--	--	--	Kanguatjivi	Ewald	1965	1965	--	--	--	--	--	--	--	--
Gerker	Daniel	1979	1981	--	--	--	--	--	--	--	--	<b>Kanyane</b>	<b>Geni</b>	<b>2020</b>	<b>Active</b>	<b>52</b>	<b>2</b>	<b>3</b>	<b>7</b>	<b>22</b>	<b>.04</b>	<b>.14</b>	<b>0</b>
Gill	Michael	1985	1988	--	--	--	--	--	--	--	--	Karch	J.	1956	1956	--	--	--	--	--	--	--	--
Giraudi	Franco	1957	1958	20	23	--	--	--	1.15	--	--	Karlsson	Henrik	2009	2010	6	0	0	0	0	.00	.00	.00
Giuliano	Peter	1972	1972	--	4	1	9	--	--	--	--	Karopczyc	Walter	1965	1965	--	--	--	--	--	--	--	--
Glennon	Jack	1972	1972	--	4	1	9	--	--	--	--	Kaselonis	Thomas	1976	1976	--	--	--	--	--	--	--	--
Glisson	Bryce	2019	2021	13	0	3	3	7	.00	.23	0	Kassin	Ed	1962	1962	--	--	--	--	--	--	--	--
Gomez	Dave	1963	1963	--	--	--	--	--	--	--	--	Kaszuba	R.J.	1997	2000	79	43	15	101	211	.54	1.28	13
Gonzalez	Vycko	1994	1994	4	0	0	0	0	.00	.00	0	Kavanaugh	Zach	2014	2017	--	--	--	--	--	--	--	--
Graham	Bruce	1985	1988	--	10	10	30	63	--	--	--	Kebonnetse	Aubrey	2010	2011	12	0	2	2	10	.00	.17	0
Graham	Christian	2022	2022	2	0	0	0	0	.00	.00	0	Keckan	Karl	1963	1963	--	--	--	--	--	--	--	--
Graham	Jim	2000	2003	24	1	0	2	6	.04	.08	0	Keene	Anthony	2013	2015	23	2	3	7	12	.09	.30	0
Graham	Thomas	1985	1988	--	--	--	--	--	--	--	--	Keller	Abe	2011	2013	55	18	21	57	209	.33	1.04	5
Grauert	Sandy	1968	1971	--	--	--	--	--	--	--	--	Kelley	Conner	2020	2021	22	0	0	0	4	.00	.00	0
Grenig	Russell	1974	1974	--	--	--	--	--	--	--	--	Kinsella	Colin	1979	1982	--	--	--	--	--	--	--	--
Groves	Matthew	1996	1996	16	0	1	1	6	.00	.06	0	Kissi	Isaac	2007	2009	52	15	6	36	93	.29	.69	3
Grubb	William	1964	1965	--	--	--	--	--	--	--	--	Kitts	Greg	1974	1974	--	--	--	--	--	--	--	--
Gueye	Pape	2021	2021	17	0	0	0	8	.00	.00	0	Kluba	Dennis	2018	2018	1	0	0	0	0	.00	.00	0
Gugerty	Tim	1992	1994	24	0	2	2	8	.00	.08	0	Knecht	Cooper	2021	2022	10	0	0	0	6	.00	.00	0
Guilliano	Peter	1974	1974	--	0	0	0	1	--	--	--	Krafcik	Drew	1994	1994	72	7	13	27	84	1.00	.38	3
Gummer	Todd	1989	1992	57	2	3	7	32	.04	.12	0	Kramer	Joe	1989	1989	1	0	0	0	0	.00	.00	--
Hack	Leonard	1984	1984	4	0	0	0	2	.00	.00	--	Kretzinger	Oskar	2010	2010	17	2	0	4	31	.12	.24	0
Hacker	John	1973	1974	--	0	0	0	2	--	--	--	<b>Kringen</b>	<b>Gabriel</b>	<b>2022</b>	<b>Active</b>	<b>18</b>	<b>2</b>	<b>1</b>	<b>5</b>	<b>18</b>	<b>.11</b>	<b>.28</b>	<b>1</b>
Hafner	Jim	1989	1992	52	14	11	39	100	.27	.75	6	Krysiak	Joseph	1958	1958	--	--	--	--	--	--	--	--
Hagenkord	Nick	2014	2017	46	7	4	18	62	.15	.39	0	Kuppers	Hans	1957	1958	--	--	--	--	--	--	--	--
Hahn	Steve	1980	1980	--	--	--	--	--	--	--	--	Kwaku	Amoh	2011	2011	15	1	0	2	16	.07	.22	0
Hall	Joe	2000	2003																				

# ALL-TIME ROSTER

Last	First	First Yr	Last Yr	GP	G	A	Pts	Sh	GPG	PPG	GW	Last	First	First Yr	Last Yr	GP	G	A	Pts	Sh	GPG	PPG	GW
Layrisse	Tomas	2006	2006	1	0	0	0	0	.00	.00	0	Nieto-Reyes	Maurio	1961	1964	--	--	--	--	--	--	--	--
Leary	Mike		1996	12	0	2	2	4	.00	.17	0	Nino	Dillon	2014	2017	70	1	3	5	14	.01	.07	0
Leba	Ben	2017	2017	17	0	2	2	10	.00	.12	0	Nosse	Richard	1967	1968	--	--	--	--	--	--	--	--
Lee	Ray	1973	1974	--	--	--	--	--	--	--	--	Nsien	Michael	1999	2002	73	9	4	22	59	.12	.30	2
Lehner	Bennett	2016	2016	16	2	0	4	15	.13	.25	1	Ntsin	Dennis	2019	2019	17	0	3	3	5	.00	.18	0
Leising	Larry		1971	--	--	--	--	--	--	--	--	Nwabia	Kennedy	2015	2017	36	8	2	18	60	.22	.50	2
Lemmings	Fred	1967	1968	--	--	--	--	--	--	--	--	O'Rourke	Steve			--	--	--	--	--	--	--	
Lemoine	John		1995	0	0	0	0	0	--	--	0	Obiaya	Pat	1966	1967	19	35	--	70+	--	1.84	--	--
Lenning	Chris	2012	2013	37	2	0	4	15	.05	.11	1	Ochoa	Edward		1962	--	--	--	--	--	--	--	--
Lensing	Bill	1982	1982	--	--	--	--	--	--	--	--	Odgaard	Max	2011	2011	15	0	0	0	6	.00	.00	0
Leonhard	Brandon	2010	2010	--	--	--	--	--	--	--	--	Oladienbo	Toluwalase	2019	2021	30	11	4	26	73	.37	.87	2
Leonhard	Charles	2010	2010	11	1	1	3	6	.09	.27	1	Olesa	Scott	1988	1988	--	--	--	--	--	--	--	--
Lianes	David	2016	2019	55	0	8	8	26	.00	.15	0	Olorunfemi	Victor	2019	2019	10	0	1	1	0	.00	.10	0
Lightner	Andrew	2013	2015	44	0	4	4	6	.00	.09	0	Olwig	Joe	2005	2008	63	13	4	30	55	.20	.47	2
<b>Lijewski</b>	<b>Cooper</b>	<b>2023</b>	<b>Active</b>	<b>5</b>	<b>0</b>	<b>1</b>	<b>1</b>	<b>3</b>	<b>.00</b>	<b>.20</b>	<b>0</b>	O'Neill	Pete	1987	1989	39	11	4	26	37	.28	.67	--
Lindemann	Caleb	2005	2006	27	7	1	15	47	.26	.55	2	Osborn	Don		1958	--	--	--	--	--	--	--	--
Loftus	David	1967	1968	--	--	--	--	--	--	--	--	Ostholthoff	Robert	1969	1972	33	32	2+	66+	--	.97	--	--
Long	Coletun	2015	2016	35	1	3	5	11	.03	.14	0	O'Toole	Brady	1988	1991	64	32	16	80	160	.50	1.25	--
Long	Gary	2006	2007	31	2	3	7	11	.06	.22	1	Owusu	Samuel	2022	Active	17	1	1	3	12	.06	.18	0
Loughner	Clint	2003	2004	7	0	1	1	4	.00	.14	0	Paluch	Peter		1964	--	--	--	--	--	--	--	--
Lyn	Ryan	2011	2014	23	1	1	3	14	.04	.13	0	Pantezzi	Silvano	1958	1960	--	--	--	--	--	--	--	--
Maas	Henry	1964	1965	--	--	--	--	--	--	--	--	Papariello	Chris	1982	1983	--	--	--	--	--	--	--	--
MacArthur	John	1981	1984	13	1	0	2	16	.08	.15	--	Papesh	Terry	1964	1965	--	--	--	--	--	--	--	--
Maloney	Rob	1983	1983	--	--	--	--	--	--	--	--	Parsakian	Albert		1958	--	--	--	--	--	--	--	--
Maly	Bob		1998	0	0	0	0	0	--	--	0	Patterson	Tim		1998	42	1	2	4	10	.02	.10	1
Mar	Jack	1973	1974	--	1	0	2	13	--	--	--	Patterson	Michael	1982	1985	--	--	--	--	--	--	--	--
March	Daniel	2007	2008	13	1	0	2	5	.08	.15	0	Paulus	Josh	2005	2006	2	0	0	0	0	.00	.00	0
Marchino	Trey	2017	2019	24	3	1	7	13	.13	.29	1	Pavlak	Patrick		1968	--	--	--	--	--	--	--	--
Martinez	R.		1956	--	--	--	--	--	--	--	--	Pearson	Jack	2008	2011	75	10	7	27	54	.13	.72	7
Massoud	Eric	1983	1983	--	--	--	--	--	--	--	--	Pere	Ilhan	1973	1973	--	4	0	8	29	--	--	--
Massoud	Romeo	1982	1985	--	0	0	0	2	--	--	--	Perry	Louis	2016	2016	2	0	0	0	0	.00	.00	0
Maurer, III	Gene	1977	1980	--	--	--	--	--	--	--	--	Peterson	Douglas	1985	1988	--	--	--	--	--	--	--	--
Mays	Mark	1973	1973	--	0	0	0	1	--	--	--	Peterson	Ryan	2011	2014	41	8	3	19	34	.24	.46	5
<b>Mboma Dem</b>	<b>Kenji</b>	<b>2023</b>	<b>2023</b>	<b>15</b>	<b>9</b>	<b>3</b>	<b>21</b>	<b>76</b>	<b>.60</b>	<b>1.40</b>	<b>2</b>	Petrov	Steven	2011	2011	--	--	--	--	--	--	--	--
McBee	Charles	1965	1965	--	--	--	--	--	--	--	--	Pett	Jerold	1976	1978	--	--	--	--	--	--	--	--
McClimens	Mike	1968	1968	--	--	--	--	--	--	--	--	Phillips	Mark	1990	1994	71	17	17	51	102	.24	.72	1
McCreary	Evan	2009	2012	63	12	14	38	123	.19	.60	0	Philpott	Robert		1978	--	--	--	--	--	--	--	--
McEntee	Pat		1974	--	3	1	7	33	--	--	--	Phipps	Jonny	2009	2011	4	0	0	0	1	.00	.00	0
McGhan-George	Kyran	2017	2017	12	0	2	2	1	.00	.17	0	Picton	Julie	2010	2010	1	0	0	0	0	.00	.00	0
McKenna	Terry	1973	1975	--	0	0	0	2	--	--	0	Pierce	Bob	1967	1968	--	--	--	--	--	--	--	--
McKenney	Devin	2004	2005	34	0	1	1	4	.00	.03	0	Pizzini	Richard	1984	1984	6	0	0	0	1	.00	.00	--
McNamee	Robert	1967	1971	--	--	--	--	--	--	--	--	Plunkett	Rob	1991	1994	50	9	8	26	85	.18	.52	5
McNelis	Blake	2014	2017	3	0	0	0	0	.00	.00	0	Polito	Patrick	2006	2006	16	1	0	2	28	.06	.13	0
<b>Melito Quiah</b>	<b>Joseph</b>	<b>2022</b>	<b>Active</b>	<b>28</b>	<b>6</b>	<b>10</b>	<b>22</b>	<b>83</b>	<b>.21</b>	<b>.79</b>	<b>0</b>	Ponce	Jose	1956	1957	12	13	--	--	--	1.08	--	--
Mendizabal	Carlos	1957	1958	--	--	--	--	--	--	--	--	Ponce	Fernando	1957	1957	--	--	--	--	--	--	--	--
Mendizabal	Jorge	1958	1959	--	--	--	--	--	--	--	--	Popella	Jeff	2006	2009	61	16	5	37	105	.26	.61	6
Menendez	George	1958	1958	--	--	--	--	--	--	--	--	PoPorto	Christian	2000	2003	68	10	8	28	149	.15	.41	3
Mensah	Isaac	2018	2019	21	0	0	0	8	.00	.00	0	Popp	Jeff	1983	1983	--	--	--	--	--	--	--	--
Merritt	Bill	1967	1968	--	--	--	--	--	--	--	--	Puchyr	T.J.	1994	1994	0	0	0	0	0	--	--	0
Mess	Mark	1991	1992	12	0	1	1	3	.00	.08	0	Pugliesi	Ben	1989	1990	19	2	5	9	9	.11	.47	0
Michel	Steve	1988	1990	59	12	2	26	58	.20	.44	--	Randolph	Joseph	1984	1988	--	--	--	--	--	--	--	--
Middleton	Joe		1979	--	--	--	--	--	--	--	--	Randquist	Brennen	2002	2005	68	1	2	4	19	.02	.06	0
Miller	Jason	1989	1989	5	0	0	0	0	.00	.00	--	Ranon	Don		1972	--	--	--	--	--	--	--	--
Minadeo	Bill	1985	1985	--	--	--	--	--	--	--	--	Raymond	Charles	1959	1959	--	--	--	--	--	--	--	--
Miorin	Max	2011	2011	5	0	0	0	0	.00	.00	0	Redman	Elijah	2015	2015	--	--	--	--	--	--	--	--
Miric	Milan	2020	Active	11	0	0	0	4	.00	.00	0	Reinhard	Keith	1983	1984	14	2	4	8	21	.14	.57	--
Mitchell	Brian	1989	1990	2	0	0	0	0	.00	.00	--	Renner	Greg	1972	1972	--	1	0	2	--	--	--	--
Moler	Chris	1998	2001	36	1	0	2	15	.03	.06	0	Renner	Sonny	2007	2009	56	1	12	14	21	.02	.25	1
Moon	John	1967	1968	--	--	--	--	--	--	--	--	Reynaert	Tim		1995	9	0	0	0	3	.00	.00	0
Moore	Brandon	2014	2015	1	0	0	0	0	.00	.00	0	Reynaert	Mike	1993	1996	35	2	0	4	22	.06	.11	1
Moore	Louis	1984	1984	10	0	0	0	3	.00	.00	--	Ricciuto	Tony		1977	--	--	--	--	--	--	--	--
Moore	Jeffrey	1982	1985	--	--	--	--	--	--	--	--	Richards	Brian	2013	2014	19	8	1	17	31	.26	.90	2
Moore	Verne		1985	--	--	--	--	--	--	--	--	Richardson	Bob	1969	1971	--	--	--	--	--	--	--	--
Moorhead	Dan	1992	1995	48	2	1	5	7	.04	.10	0	Rinaldi	Michael	1982	1987	13	0	0	0	8	.00	.00	--
Morales	Michael	1999	2002	8	1	1	3	3	.13	.38	0	Rizo-Patron	Al	1967	1968	--	--	--	--	--	--	--	--
Morgan	Douglas	1966	1970	--	--	--	--	--	--	--	--	Robie	Pat	1985	1988	--	2	5	9	21	--	--	--
Muhlenkamp	Greg	1987	1990	--	1	3	5	25	--	--	--	Robinson	Dasan	2002	2005	68	6	13	25	67	.09	.37	0
Mulligan	Ian	2001	2006	60	0	0	0	10	.00	.00	0	Rockey	Shawn		1997	20	2	3	7	16	10	.35	1
Mullings	Joseph	1980	1983	--	--	--	--	--	--	--	--	Roettker	Rick		1998	68	10	3	23	58	.15	.34	2
Mulvaney	James		1957	--	--	--	--	--	--	--	--	Rohrbach	Bob	1973	1976	61	69	14	152	172	1.13	2.49	--
Mummert	Tom	1969	1972	--	--	--	--	--	--	--	--	Rojas-Nunez	Ricardo	1976	1978	--	--	--	--	--	--	--	--
Munn	Doug	1968	1968	--	--	--	--	--	--	--	--	Rolfe	Chris	2001	2004	62	31	25	87	158	.50	1.40	8
Munn	Dave	1970	1973	--	--	--	--	--	--	--	--	Rooney	Scott	1993	1997	60	8	10	26	69	.13	.43	1
Murphy	Brian	1964	1965	--	--	--	--	--	--	--	--	Rose	Karl	1980	1983	--	--	--	--	--	--	--	--
Murray	Ben	2006	2009	71	3	7	13	43	.04	.18	2	Ross	Tim	1991	1993	46	0	4	4	11	.00	.09	0
Muundjua	Festus	1965																					



Last	First	First Yr	Last Yr	GP	G	A	Pts	Sh	GPG	PPG	GW
Sanson	Thomas	1967	1967	--	--	--	--	--	--	--	--
Schaeper	Mark	1991	1993	41	0	1	1	10	.00	.02	0
Schaeper	Scott	1991	1994	75	10	15	35	67	.13	.47	1
Scharpf	Dan	1985	1985	--	--	--	--	--	--	--	--
Scharpf	Matt	1998	1991	56	7	7	21	72	.13	.38	2
Scheffler	Jeremy	1998	1998	53	5	7	17	25	.09	.32	1
Scheidler	Earl	1956	1956	--	--	--	--	--	--	--	--
Scheidler	Joseph	1980	1983	--	--	--	--	--	--	--	--
Scheidler	Stanley	1981	1985	--	--	--	--	--	--	--	--
Schildknecht	Gene	1964	1964	--	--	--	--	--	--	--	--
Schmalz	Fred	1990	1993	27	1	1	3	11	.04	.11	1
Schmidt	Paul	1973	1974	--	0	0	0	22	--	--	0
Schoen	George	1964	1965	--	--	--	--	--	--	--	--
Schoonderwoerd	Maik	2012	2015	79	19	14	52	126	.24	.66	4
Schuermann	Matthew	1980	1983	--	--	--	--	--	--	--	--
Schulte	Mike	1990	1992	28	1	0	2	8	.04	.07	0
Schulte	Mark	1996	1999	64	4	7	15	81	.06	.23	2
<b>Seel</b>	<b>Braden</b>	<b>2023</b>	<b>Active</b>	<b>20</b>	<b>0</b>	<b>1</b>	<b>1</b>	<b>12</b>	<b>.00</b>	<b>.05</b>	<b>0</b>
Sendelbach	Mark	1981	1984	--	--	--	--	--	--	--	--
Sendin	Carlos	2015	2015	23	5	2	12	30	.22	.52	2
Seubert	Eric	1985	1985	--	--	--	--	--	--	--	--
Shadoan	Jerry	1985	1985	--	--	--	--	--	--	--	--
Sherman	Badir	2010	2010	12	0	0	0	7	.00	.00	0
Siebert	John	1968	1971	--	--	--	--	--	--	--	--
Siefert	Chuck	1972	1972	--	--	--	--	--	--	--	--
<b>Sigurdsson</b>	<b>Hjalti</b>	<b>2023</b>	<b>2023</b>	<b>20</b>	<b>5</b>	<b>2</b>	<b>12</b>	<b>29</b>	<b>.25</b>	<b>.60</b>	<b>2</b>
Sinclair	Michael	1964	1966	--	--	--	--	--	--	--	--
Skivington	George	1964	1964	--	--	--	--	--	--	--	--
Skoczylas	Paul	2022	2022	5	0	0	0	0	.00	.00	0
Smola	Ted	1987	1989	--	1	2	4	8	--	--	0
Smyth	Auston	2011	2011	18	2	0	4	17	.11	.22	1
Sobey	John	2009	2011	6	0	0	0	1	.00	.00	0
Sossa	Alex	1969	1968	--	--	--	--	--	--	--	--
Spallino	Chuck	1971	1971	--	--	--	--	--	--	--	--
Spencer	Daniel	2014	2014	14	1	1	3	4	.25	.21	0
Stebbins	Tye	2001	2004	78	16	16	48	117	.21	.62	3
Stieger	Kurt	1980	1980	--	--	--	--	--	--	--	--
Striebel	David	1976	1977	--	--	--	--	--	--	--	--
Strunk	Shane	2015	2017	8	0	0	0	2	.00	.00	0
Sulich	Nick	2002	2004	6	0	0	0	1	.00	.00	0
Sulick	Dennis	1964	1966	--	--	--	--	--	--	--	--
Sullivan	Robert	1973	1974	--	--	--	--	--	--	--	--
Sullivan	Walter	1979	1979	--	--	--	--	--	--	--	--
Suzuki	Jeff	2000	2003	60	2	7	11	38	.03	.18	1
<b>Svendby</b>	<b>Casper</b>	<b>2022</b>	<b>2023</b>	<b>37</b>	<b>3</b>	<b>6</b>	<b>12</b>	<b>38</b>	<b>.08</b>	<b>.32</b>	<b>0</b>
Swalita	Ntezey	2021	2022	15	1	0	2	3	.07	.13	0
Swanbeck	Tyler	2020	2022	20	0	0	0	3	.00	.00	0
Swanson	Aaron	2004	2006	30	2	4	8	18	.07	.27	1
Taneski	Rok	2016	2019	63	17	17	51	202	.27	.81	6
<b>Tangredi</b>	<b>Alejo</b>	<b>2023</b>	<b>Active</b>	<b>8</b>	<b>0</b>	<b>0</b>	<b>0</b>	<b>3</b>	<b>.00</b>	<b>.00</b>	<b>0</b>
Tawah	Joey	2020	2021	16	0	0	0	1	.00	.00	0
Teeter	Kane	1995	1995	16	1	3	5	7	.06	.31	0
Tenende	Mpoki	2002	2004	54	8	5	21	63	.15	.39	2
Tenoff	Godfrey	1996	1999	70	15	13	43	96	.21	.61	4
Tetrick	Chad	2004	2004	1	0	0	0	0	.00	.00	0
Theobald	John	1986	1989	--	0	3	3	20	--	--	--
Thomas	Dan	2000	2003	52	0	0	0	5	.00	.00	0
Thomas	Casey	1974	1974	--	--	--	--	--	--	--	--
Thompson	Michael	1966	1969	--	--	--	--	--	--	--	--
Tobin	Jim	1973	1973	--	--	--	--	--	--	--	--
Torda	Alex	2006	2009	73	24	11	59	135	.33	.81	2
Tovar	Ali	1957	1957	--	--	--	--	--	--	--	--
Tracanna	Steve	1968	1968	--	--	--	--	--	--	--	--
Troop	Matt	2004	2004	15	0	1	1	0	.00	.07	0
Tuiach	Fabio	1973	1977	--	0	0	0	7	--	--	--
Turpin	Robert	1999	1999	13	1	1	3	14	.08	.23	0
Umana	Rafael	1958	1959	--	--	--	--	--	--	--	--
<b>Umar</b>	<b>Basit</b>	<b>2022</b>	<b>Active</b>	<b>29</b>	<b>5</b>	<b>4</b>	<b>14</b>	<b>73</b>	<b>.17</b>	<b>.48</b>	<b>2</b>
Urteaga	Anibal	1958	1959	29	16	--	--	--	.55	--	--
Van Ost	John	1974	1977	--	--	--	--	--	--	--	--
Viamille	Courtney	1994	1994	3	0	0	0	2	.00	.00	0
VillaFort	Guillermo	1969	1968	--	--	--	--	--	--	--	--
Vitale	Edward	1967	1967	--	--	--	--	--	--	--	--
Volker	Agustin	2018	2018	15	1	0	2	24	.07	.13	0
von Fahnestock	Rupert	1984	1984	13	0	0	0	10	.00	.00	--
von Fahnestock	Torn	1979	1981	19	11	4	26	--	.58	1.37	--
Vonderbrinck	Joe	1979	1981	--	--	--	--	--	--	--	--
Vonderbrinck	Phil	1979	1979	--	--	--	--	--	--	--	--
Vonfahnestock	Tom	--	--	--	--	--	--	--	--	--	--
Vurpillat	Jim	1983	1986	--	--	--	--	--	--	--	--
Watkins	Cole	2019	2019	20	0	1	1	8	.00	.05	0
Watkins	Tommy	2007	2010	67	5	13	21	39	.07	.58	0
Webb	Pat	1973	1975	--	0	0	0	9	--	--	--
Webster	Dave	1987	1990	43	1	7	9	31	.02	.21	--
Weiss	Ditmar	1959	1963	--	--	--	--	--	--	--	--
Weiss	Zach	2006	2009	64	2	8	12	48	.03	.19	2
Welch	Jerry	1981	1984	12	2	1	5	28	.17	.42	--

Last	First	First Yr	Last Yr	GP	G	A	Pts	Sh	GPG	PPG	GW
Welch	Matt	1973	1976	--	--	--	--	--	--	--	--
Wells	Vern	1984	1987	62	15	2	32	84	.24	.52	--
Welsh	Art	1977	1985	--	--	--	--	--	--	--	--
Welsh	John	2005	2005	17	5	1	11	27	.29	.65	2
Wetmore	Dave	1979	1980	--	--	--	--	--	--	--	--
Whelan	Pete	1987	1990	--	0	0	0	1	--	--	--
Wiedemer	George	1964	1965	--	--	--	--	--	--	--	--
Wiedemer	Mark	1973	1975	--	0	0	0	4	--	--	0
Williams	Matt	1994	1997	74	29	8	66	115	.39	.89	3
Winkler	Robert	1967	1970	--	--	--	--	--	--	--	--
Winrich	Alex	2010	2011	18	1	0	2	9	.09	.18	0
Wirtz	Patrick	1997	2000	74	15	11	41	118	.20	.55	0
Wisbey	Nathan	2015	2015	--	--	--	--	--	--	--	--
Wisniewski	Derek	1996	1999	3	0	0	0	0	.00	.00	0
Woeste	Jim	1986	1987	--	0	0	0	6	--	--	--
Wong	Tom	1976	1978	--	--	--	--	--	--	--	--
Woods	John	1993	1995	45	1	2	4	13	.02	.09	0
Woods	Tom	1985	1988	--	5	7	17	40	--	--	--
Woody	Kevin	1979	1981	--	--	--	--	--	--	--	--
Wostl	Herm	1965	1965	--	--	--	--	--	--	--	--
Yao	Romeo	2021	Active	7	0	0	0	3	.00	.00	0
Yavuz	Esat	1973	1973	--	--	--	--	--	--	--	--
<b>Yeboah</b>	<b>Paul</b>	<b>2023</b>	<b>Active</b>	<b>20</b>	<b>1</b>	<b>0</b>	<b>2</b>	<b>9</b>	<b>.05</b>	<b>.10</b>	<b>0</b>
Yeung	Al	1961	1963	9	11	--	--	--	1.22	--	--
Young	Ad.	1963	1963	--	--	--	--	--	--	--	--
Young	Lucas	2008	2008	6	1	0	2	4	.17	.33	0
Zaluski	Joe	1971	1971	--	--	--	--	--	--	--	--
Zapryanov	Simeon	2006	2008	46	2	7	11	25	.04	.24	0
Zengue	Xavier	2019	2022	57	2	8	12	27	.04	.21	0
<b>Zenzen</b>	<b>Adam</b>	<b>2023</b>	<b>Active</b>	<b>18</b>	<b>1</b>	<b>3</b>	<b>5</b>	<b>15</b>	<b>.06</b>	<b>.28</b>	<b>0</b>
Zompone	Richard	1976	1977	--	--	--	--	--	--	--	--
Zugel	John	1995	1995	4	0	1	1	1	.00	.25	0
Zurbuchan	Chuck	1961	1968	--	--	--	--	--	--	--	--

<b>Goalkeepers</b>											
Last	First	First Yr	Last Yr	GP	GA	GAA	SV	Sv%Sho	W-L-T		
Aufmuth	Ray	1962	1962	--	--	--	--	--	--	--	
Barrios	Federico	2016	2019	66	63	0.96	216	.779	17	24-19-9	
Burt	Ken	1986	1986	--	--	--	--	--	--	--	
<b>Caetano</b>	<b>Dario</b>	<b>2022</b>	<b>Active</b>	<b>38</b>	<b>46</b>	<b>1.20</b>	<b>113</b>	<b>.711</b>	<b>11</b>	<b>18-9-11</b>	
Caltabiano	Scott	2006	2007	--	--	--	--	--	--	--	
Coron	Mark	1973	1975	10	14	1.40	76	.470	--	--	
Daugherty	Jim	1991	1991	17	34	2.16	83	.709	2	0-0-0	
Davis	Alex	2005	2008	6	6	1.16	26	.812	1	2-2-1	
Dearlove	John	1989	1989	--	--	--	--	--	--	--	
DeRubertis	Mike	1976	1976	6	8	1.33	59	.889	--	--	
Fisher	Joe	1990	1990	15	26	1.82	69	.726	1	--	
Fitzgerald	Bob	1989	1992	12	20	2.02	52	.722	1	--	
Froschauer	Chris	2012	2014	56	57	0.97	222	.796	19	32-14-10	
Gerrigan	Dave	1995	1995	1	0	0	0	0.000	0	--	
Gibbens	Zac	2006	2007	26	26	0.99	84	.764	7	11-9-4	
Handy	Matt	2003	2003	12	10	0.79	52	.839	6	7-3-2	
Hansen	Oliver	2015	2016	8	9	1.13	21	.739	0	5-2-1	
Hutchins	Matt	1997	2001	36	48	1.35	101	.678	6	22-11-2	
Johnson	John	1982	1985	2	4	2	9	.692	--	--	
Kennedy											

# ALL-TIME RESULTS

1956

Coach: Pat Smith  
Record: 2-3-0

Earlham	L, 1-2
Ohio State	L, 2-6
Ohio Wesleyan	W, 3-2
Denison	L, 2-4
Ohio University	W, 2-1

1957

Coach: Pat Smith  
Record: 6-1-0

Edelweiss	W, 7-2
Denison	L, 3-4
Ohio State	W, 3-1
Indiana	W, 6-4
Kenyon	W, 5-2
Ohio Wesleyan	W, 2-1
Ohio University	W, 2-1

1958

Coach: Paul Scheurmann  
Record: 6-2-0

Denison	W, 5-3
Indiana Tech	W, 2-1
Ohio Wesleyan	W, 5-3
Antioch College	W, 4-0
Indiana Tech	W, 3-2
Ohio University	W, 2-1 OT
Earlham	L, 4-6
Ohio State	L, 1-2

1959

Coach: Paul Scheurmann  
Record: 1-8-0

Saint Louis	L, 0-10
Ohio University	L, 2-6
Denison	L, 0-4
Ohio Wesleyan	L, 1-6
Indiana	L, 1-8
Earlham	L, 2-6
Ohio State	L, 0-4
Ohio University	L, 1-6
Antioch College	W, 5-1

1960

Coach: John Wiesler  
Record: 1-5-2

Ohio University	L, 0-4
Ohio Wesleyan	L, 0-5
Ohio State	L, 1-3
Wilberforce	T, 1-1
Denison	T, 3-3
Wilberforce	W, 2-0
Ball State	L, 0-2
Wilmington	L, 0-3

1961

Coach: John Wiesler  
Record: 4-5-0

Indiana	W, 5-2
Earlham	L, 1-2
Ohio State	W, 6-1
Ohio Wesleyan	L, 1-2
Ball State	L, 3-5
Wilmington	W, 4-0
Ohio University	L, 2-3 2OT
Denison	L, 1-4
Wilberforce	W, 4-0

1962

Coach: John Wiesler  
Record: 1-7-0

Indiana	L, 0-1
Denison	L, 0-3
Ohio University	L, 0-1
Ohio State	L, 3-6
Wilmington	W, 1-0
Ohio Wesleyan	L, 1-4
Earlham	L, 1-4
Ball State	L, 0-2

1963

Coach: John Wiesler  
Record: 2-5-1

Indiana	L, 2-5
Ohio University	L, 0-2
Cedarville	W, 4-2
Berea College	L, 1-3
Ball State	L, 0-6
Wilmington	W, 6-2
Earlham	L, 0-5
Ohio State	T, 1-1

1964

Coach: John Schleppe  
Record: 4-4-0

Cedarville	W, 4-1
Indiana	L, 2-5
Earlham	L, 0-3
Bowling Green	W, 3-1
Wilmington	W, 1-0
Ohio State	L, 0-3
Ohio University	L, 0-7
Wilberforce	W, 7-3

1965

Coach: John Schleppe  
Record: 3-5-1

Cedarville	T, 0-0
Ohio University	L, 1-6
Bowling Green	W, 4-1
Ohio State	L, 3-6
Notre Dame	L, 1-2
Miami	L, 2-4
Toledo	W, 2-1
Chicago	L, 2-3
Wilberforce	W, 7-3

1966


Coaches: Bernie Harawa & Shaw Emmons  
Record: 6-1-1

Cedarville	W, 5-1
Ohio University	L, 2-3
Miami	W, 4-2
Bowling Green	W, 5-4
Wilmington	W, 8-1
Toledo	T, 1-1
Notre Dame	W, 7-1
Ohio State	W, 6-0

1967

Coach: John Schleppe  
Record: 8-2-1

Wooster	L, 0-3
Ohio Wesleyan	W, 1-0
Miami	W, 5-1
Wilberforce	W, 4-2
Cedarville	W, 3-2
Bowling Green	W, 3-2
Wilmington	W, 4-2
Kent State	L, 2-4
Wittenberg	W, 4-2
Morehead State	T, 1-1
Toledo	W, 2-0



Head Coach John Schleppe is carried off by his players after a 1968 upset of Ohio State. Schleppe coached five seasons with a 24-12-3 record.

1968

Coach: John Schleppe  
Record: 9-1-1

Wilberforce	W, 4-0
Kent State	W, 4-0
Cedarville	T, 1-1
Toledo	W, 2-0
Wittenberg	W, 1-0
Morehead State	W, 3-0
Miami	W, 1-0
Wright State	W, 2-0
Cleveland State	L, 0-2
Wilmington	W, 2-1
Ohio State	W, 3-2

1969

Coach: Pat O'Hanlon  
Record: 7-3-0

Wilberforce	W, 3-2
Central State	L, 2-3
Cedarville	W, 5-0
Ball State	W, 1-0
Wright State	W, 4-1
Toledo	W, 3-0
Miami	L, 1-2
Bowling Green	W, 3-0
Wilmington	L, 0-2
Ohio State	W, 1-0

1970

Coach: Pat O'Hanlon  
Record: 6-4-1

Wilberforce	W, 1-0
Cleveland State	L, 0-8
Bowling Green	L, 0-3
Cedarville	W, 7-0
Ball State	W, 3-1
Ohio Northern	W, 11-0
Wright State	L, 3-4
Wilmington	L, 4-6
Miami	W, 4-2
Morehead State	W, 1-0
Ohio State	T, 0-0

1971

Coach: Bob McNamee  
Record: 8-2-0

Wright State	W, 3-1
Cincinnati	W, 6-1
Toledo	W, 6-0
Ball State	W, 9-2
MacMurray State	L, 1-2
Wilmington	W, 9-1
Wittenberg	W, 3-1
Morehead State	W, 5-1
Miami	W, 1-0
Cleveland State	L, 0-4

1972

Coach: Bob McNamee  
Record: 10-1-1

Notre Dame	W, 3-1
Wright State	W, 7-2
Ohio Wesleyan	W, 3-0
Wilmington	L, 2-3
Toledo	W, 4-1
Ball State	W, 1-0
Ohio State	T, 2-2
Cincinnati	W, 2-1
Wittenberg	W, 2-1
Morehead State	W, 1-0
Miami	W, 1-0
Cedarville	W, 1-0

1973

Coach: Bob Richardson  
Record: 6-2-2

Cincinnati	T, 1-1
Ohio Wesleyan	T, 2-2
Wilmington	W, 2-1
Ball State	W, 3-2
Wittenberg	W, 5-0
Morehead State	W, 3-2
Toledo	W, 4-1
Miami	L, 1-4
Ohio State	W, 2-1
Cedarville	L, 1-4



**1974**

**Coach: Bob Richardson**  
**Record: 7-3-3**

Indiana	L, 0-7
Ohio Wesleyan	L, 1-4
Toledo	W, 12-0
Cincinnati	W, 2-0
Wilmington	W, 2-1
Denison	T, 0-0
Cedarville	W, 1-0
Ball State	T, 0-0
Morehead State	W, 2-0
Wittenberg	W, 1-0
Earlham	W, 2-1
Miami	T, 1-1
Ohio State	L, 1-2

**1975**

**Coach: Bob Richardson**  
**Record: 11-3-0**

Indiana	L, 0-4
Denison	W, 7-1
Toledo	W, 3-1
Morehead State	W, 4-0
Ohio Wesleyan	L, 0-1
Wittenberg	W, 2-0
Wilmington	W, 9-1
Earlham	W, 7-2
Cincinnati	W, 3-0
Miami	W, 2-1
Ball State	L, 2-3
Cedarville	W, 2-1
Ohio State	W, 3-1
Xavier	W, 2-1

**1976**

**Coach: Bob Richardson**  
**Record: 11-3-0**

Notre Dame	W, 5-3
Indiana	L, 0-6
Toledo	W, 5-0
Earlham	W, 5-0
Wittenberg	W, 2-0
Cincinnati	W, 3-0
Ohio Wesleyan	W, 2-1
Akron	L, 0-4
Miami	W, 3-1
Ball State	W, 5-0
Cedarville	W, 3-1
Ohio State	W, 1-0
Xavier	W, 4-2
Brockport	L, 1-4

**1977**

**Coach: Bob Richardson**  
**Record: 6-9-1**

Notre Dame	T, 3-3
Indiana	L, 0-9
Earlham	W, 2-1
Missouri-St. Louis	L, 0-3
Akron	W, 2-1
Ohio University	L, 0-1
Cincinnati	L, 1-3
Ohio Wesleyan	L, 1-2
Brockport	L, 0-3
Miami	W, 1-0
Wittenberg	W, 2-1
Ball State	W, 2-1
Cedarville	W, 2-1
Ohio State	L, 0-2
Bowling Green	L, 0-2
Xavier	L, 1-3

**1978**

**Coach: Bob Richardson**  
**Record: 5-11-2**

Grace	W, 3-0
Akron	L, 0-1
Miami	W, 2-0
Evansville	L, 0-3
Earlham	T, 1-1
Notre Dame	L, 2-4
Xavier	W, 1-0
Ohio University	T, 2-2
Wittenberg	L, 0-1
Wisconsin-Milwaukee	L, 0-4
Air Force	L, 0-3
Ohio Wesleyan	L, 1-2
Wright State	W, 4-2
Ball State	L, 0-2
Notre Dame	L, 1-2
Cedarville	W, 1-0
Ohio State	L, 1-2
Indiana	L, 0-5

**1979**

**Coach: Bob Richardson**  
**Record: 6-12-0**

Notre Dame	W, 3-2
Miami	L, 1-2
Evansville	L, 0-5
Earlham	L, 1-3
Xavier	L, 2-6
Cincinnati	L, 0-2
Siena Heights	W, 3-1
Oakland	L, 1-6
Ohio University	L, 0-3
Ohio Wesleyan	L, 0-2
Wright State	L, 1-2
Akron	L, 0-8
Lindenwood	W, 6-1
Parks	W, 1-0
Cedarville	W, 3-1
Wittenberg	W, 3-1
Ohio State	L, 1-3
Indiana	L, 0-7

**1980**

**Coach: Jerry Butcher**  
**Record: 8-7-3**

Miami	T, 1-1
Cedarville	W, 3-0
Louisville	W, 2-1
Earlham	W, 1-0
Oakland	L, 2-3
Cincinnati	W, 2-0
Wittenberg	T, 2-2
Central State	W, 3-2
Ohio University	W, 3-1
Ohio Wesleyan	L, 1-4
Wright State	T, 1-1
Akron	L, 0-4
Marysville	W, 1-0
Parks	W, 4-3
Notre Dame	L, 0-1
Xavier	L, 0-2
Ohio State	L, 0-2
Indiana	L, 0-2

**1981**

**Coach: Jerry Butcher**  
**Record: 7-11-1**

Akron	L, 0-2
Louisville	W, 2-1
Miami	W, 2-1
Judson College	W, 5-1
Cedarville	W, 4-3
Notre Dame	L, 1-2
Ohio University	L, 2-5
Wittenberg	W, 3-2
Bowling Green	L, 0-2
Cleveland State	L, 0-3
Ohio Wesleyan	W, 1-0
Wright State	L, 1-2
Missouri-St. Louis	L, 1-2
Cincinnati	W, 3-1
Ohio State	L, 1-3
Earlham	L, 1-2
Xavier	L, 2-3
Central State	T, 2-2
Indiana	L, 0-4

**1982**

**Coach: Jerry Butcher**  
**Record: 10-6-0**

Kentucky	W, 2-1
Akron	L, 1-4
Xavier	W, 2-1
Cedarville	W, 3-1
Spring Arbor	L, 1-2
Wittenberg	W, 2-1
Louisville	W, 6-0
DePaul	W, 2-0
Notre Dame	L, 0-3
Bowling Green	L, 0-1
Wright State	L, 0-6
Cincinnati	W, 1-0
Earlham	W, 1-0
Xavier	W, 2-1
Ohio State	W, 3-1
Indiana	L, 0-3

**1983**

**Coach: Jerry Butcher**  
**Record: 8-6-3**

Akron	L, 0-4
Rochester	W, 5-0
Lafayette	L, 0-1
Western Kentucky	W, 4-0
Cedarville	W, 3-2
Miami	W, 1-0
Wittenberg	W, 3-1
Bowling Green	L, 0-6
Earlham	T, 0-0
Wright State	T, 3-3
Louisville	T, 3-3
Cincinnati	W, 5-1
Ohio State	W, 1-0
DePaul	W, 3-0
Xavier	L, 3-4
Indiana	L, 0-5

**1984**

**Coach: Pete Hayes**  
**Record: 4-9-1**

Alabama A & M	L, 0-4
Baldwin-Wallace	W, 2-0
Western Kentucky	W, 2-1
Michigan	L, 0-1
Cleveland State	L, 0-4
Miami	L, 0-3
Denison	L, 1-2
Ohio Wesleyan	L, 0-4
Wright State	L, 1-6
DePaul	L, 0-3
Xavier	W, 3-1
Oakland	L, 0-6
Louisville	W, 4-0
Ohio State	T, 2-2

**1985**

**Coach: Pete Hayes**  
**Record: 3-14-1**

Wisconsin	L, 0-2
Miami	L, 1-2
Cincinnati	L, 0-1
Alabama A & M	L, 0-1
Michigan	L, 0-1
Marquette	L, 0-5
Louisiana Monroe	L, 2-6
Denison	W, 2-1
Miami	L, 0-5
Wright State	L, 0-2
Xavier	L, 0-4
Western Kentucky	L, 0-2
DePaul	W, 5-3
Louisville	W, 6-4
Ohio State	T, 4-4
Bowling Green	L, 0-8
Purdue	L, 1-2
Oakland	L, 1-7

**1986**

**Coach: Pete Hayes**  
**Record: 7-10-0**

Baldwin-Wallace	L, 0-1
Cincinnati	L, 1-3
Marshall	W, 2-1
Wittenberg	W, 2-1
Central Michigan	L, 1-2
Marquette	L, 0-5
Denison	W, 3-2
Wright State	L, 0-2
Miami	L, 1-3
Louisville	W, 5-4
Xavier	L, 1-2
Western Kentucky	L, 1-6
Bowling Green	L, 0-1
DePaul	W, 4-1
Ohio State	L, 0-3
Eastern Michigan	W, 2-1
Purdue	W, 2-0





# ALL-TIME RESULTS

1987

Coach: Roger Creed

Record: 12-10-0

Sept 1	Denison	W, 2-1	
Sept 5	at Wisconsin-Parkside	L, 1-3	
Sept 6	at Marquette	L, 0-1	
Sept 9	Cincinnati	L, 0-5	
Sept 12	at Wittenberg	L, 1-2	
Sept 16	at Bowling Green	L, 1-3	
Sept 20	Marshall	W, 6-0	
Sept 23	at Xavier*	W, 1-0	
OT			
Sept 25	vs Wilmington	L, 0-5	
Sept 26	vs Charleston	L, 0-1	
Sept 30	at Louisville	W, 2-1	
Oct 7	Northern Kentucky	W, 3-1	
Oct 10	at Western Kentucky	L, 1-2	
Oct 11	at Vanderbilt	W, 2-1	
Oct 14	at Eastern Michigan	W, 2-1	
Oct 18	DePaul	W, 4-0	
Oct 21	Earlham	W, 2-0	
Oct 25	Central Michigan	W, 2-0	
Oct 28	at Wright State	W, 5-1	
Nov 4	at Evansville*	L, 0-5	
Nov 6	vs Loyola*	W, 2-1	
Nov 7	vs Saint Louis*	L, 0-4	

1988

Coach: Roy Craig

Record: 7-15-0; 2-4-0 MCC

Aug 31	vs Ohio Wesleyan	L, 0-1	
Sept 3	at Davis & Elkins	W, 1-0	OT
Sept 4	at Robert Morris	W, 2-0	
Sept 7	Wright State	L, 0-2	
Sept 11	at Ohio State	L, 0-2	
Sept 14	Xavier*	L, 2-3	
Sept 18	at Notre Dame*	L, 1-5	
Sept 21	Evansville*	L, 0-5	
Sept 24	at DePaul	W, 1-0	
Sept 25	at Loyola*	W, 3-2	
OT			
Sept 28	Louisville	W, 2-1	
Oct 1	at Oakland	L, 0-4	
Oct 2	Western Michigan	L, 1-2	OT
Oct 8	vs Howard	L, 0-4	
Oct 9	vs Oneonta	L, 0-2	
Oct 12	Bowling Green	W, 1-0	
Oct 16	at Detroit*	L, 1-2	OT
Oct 19	at Earlham	W, 2-1	OT
Oct 26	at Cincinnati	L, 0-2	
Oct 30	Western Kentucky	L, 1-2	
Nov 4	vs Xavier (MCC)	L, 0-1	
Nov 5	at Saint Louis (MCC)	*L, 0-2	

1989

Coach: Roy Craig

Record: 8-13-1; 1-5-0 MCC

Sept 1	DePaul	T, 1-1	OT
Sept 3	Robert Morris	W, 3-0	
Sept 6	Miami (OH)	L, 0-3	
Sept 9	at Akron	L, 0-4	
Sept 13	at Evansville*	L, 1-6	
Sept 15	at Wright State	W, 2-0	
Sept 17	Saint Louis*	L, 0-1	
Sept 20	Ohio Wesleyan	L, 0-1	
OT			
Sept 22	Davis & Elkins	W, 4-0	
Sept 27	Evansville*	L, 0-3	
Oct 1	Xavier*	W, 3-0	
Oct 4	Cincinnati	L, 0-4	
Oct 7	at Saint Louis*	L, 0-3	
Oct 11	vs Xavier*	L, 0-1	
Oct 14	at Bowling Green	L, 0-3	
Oct 18	at Louisville	W, 2-1	
Oct 22	at Western Michigan	L, 1-3	
Oct 25	Ohio State	L, 0-1	
Oct 28	vs Western Kentucky	W, 2-1	
Oct 29	vs Vanderbilt	W, 3-1	
Nov 2	vs Marquette (MCC)	W, 2-1	
Nov 3	Evansville (MCC)	L, 1-2	

1990

Coach: Roy Craig

Record: 11-7-4; 4-2-1 MCC

Sept 1	at Notre Dame	L, 1-5	OT
Sept 3	Louisville	W, 2-1	
Sept 8	at DePaul	W, 4-0	
Sept 11	Bowling Green	W, 1-0	
Sept 15	Marquette*	T, 2-2	
OT			
Sept 16	Loyola*		
W, 3-2			
Sept 20	Evansville*	L, 0-3	
Sept 23	Western Michigan	W, 2-1	
Sept 26	Wright State	W, 2-1	
OT			
Sept 28	vs George Mason	L, 1-3	
OT			
Sept 30	vs Cal State-Northridge	T, 2-2	
OT			
Oct 3	at Xavier*	W, 2-1	
Oct 5	at Butler*	W, 3-1	
Oct 7	Saint Louis*	L, 0-3	
Oct 10	Bellarmino	W, 2-0	
Oct 13	at Detroit*	W, 5-1	
Oct 17	at Miami (OH)	T, 3-3	OT
Oct 19	at Ohio Wesleyan	L, 2-4	
Oct 24	at Ohio State	T, 1-1	OT
Oct 27	at Cincinnati	L, 2-4	
Nov 1	Butler (MCC)	W, 3-1	
Nov 2	Evansville (MCC)	L, 0-6	OT

1991

Coach: Roy Craig

Record: 9-11-1, 2-4-0 MCC

Sept 8	at Louisville	L, 2-4	
Sept 10	at Bellarmine	L, 2-3	
Sept 13	vs Illinois-Chicago	W, 3-1	
Sept 14	vs Liberty	T, 2-2	
OT			
Sept 21	at Bradley	W, 1-0	
Sept 22	at Loyola*	L, 0-1	
Sept 28	Wisconsin-Green Bay	L, 2-3	
Sept 29	at Western Michigan	L, 1-3	
Oct 4	Wright State	W, 2-1	
Oct 6	Notre Dame*	L, 2-3	
Oct 9	Ohio Wesleyan	L, 1-2	OT
Oct 13	at Evansville*	L, 1-5	
Oct 16	Xavier*	W, 3-2	
Oct 20	Butler*	L, 2-5	
Oct 23	Ohio State	W, 2-0	
Oct 26	at Bowling Green	L, 1-4	
Oct 30	Cincinnati	W, 1-0	
Nov 1	Detroit*	W, 3-1	
Nov 3	Miami	W, 4-3	
Nov 7	at Butler (MCC)	W, 2-1	
Nov 8	vs Evansville (MCC)	L, 0-2	

1992

Coach: Roy Craig

Record: 7-9-2; 4-2-1 MCC

Sept 5	La Salle	W, 1-0	OT
Sept 7	at Xavier*	L, 3-5	OT
Sept 11	Louisville	W, 1-0	
Sept 19	Western Michigan	T, 3-3	
OT			
Sept 20	vs Bradley	L, 1-2	
Sept 27	at Cincinnati	L, 1-2	
OT			
Oct 2	Wright State	L, 1-2	OT
Oct 4	at Notre Dame*	L, 0-4	
Oct 9	at Miami (OH)	L, 2-4	
Oct 11	at Detroit*	W, 3-1	
Oct 14	Bowling Green	L, 0-1	
Oct 16	at Butler*	W, 2-1	OT
Oct 18	Loyola*	W, 1-0	
Oct 23	at Stetson	W, 3-1	
Oct 24	vs Central Florida	L, 0-1	
Oct 28	at Ohio State	W, 5-2	
Nov 1	Evansville*	T, 0-0	OT
Nov 8	at Butler (MCC)	L, 1-2	

1993

Coach: Roy Craig

Record: 10-9-1; 2-3-1 GMW

Sept 6	at Saint Louis*	L, 0-9	
Sept 8	Ohio State	L, 1-2	
Sept 10	at Evansville	L, 0-3	
Sept 12	at Alabama Birmingham*	L, 2-4	
Sept 15	at Louisville	W, 3-1	
Sept 22	at Wright State	L, 0-1	OT
Sept 25	at Bradley	L, 2-5	
Sept 28	Miami (OH)	L, 0-4	
Oct 1	Marquette*	T, 1-1	OT
Oct 3	at DePaul*	L, 1-2	
Oct 8	Memphis*	W, 3-0	
Oct 12	Butler	W, 2-1	
Oct 15	at Philadelphia Textile	W, 2-1	
Oct 17	at La Salle	W, 3-1	
Oct 20	Xavier	W, 2-1	
Oct 22	Cincinnati*	W, 5-2	
Oct 27	Detroit	W, 3-0	
Oct 31	at Western Michigan	W, 3-2	
Nov 5	vs DePaul (GMW)	W, 3-2	OT
Nov 7	vs Saint Louis (GMW)	L, 1-5	

1994

Coach: Roy Craig

Record: 8-12-0; 3-7-0 GMW

Sept 5	at Ohio State	L, 0-1	
Sept 7	at Miami	L, 0-2	
Sept 10	at Bowling Green	L, 0-4	
Sept 11	vs Western Michigan	L, 0-2	
Sept 17	vs Northern Illinois	W, 9-0	
Sept 18	Central Michigan	W, 1-0	
Sept 23	Saint Louis*	L, 1-3	OT
Sept 25	Lincoln Memorial	W, 5-0	
Sept 27	Louisville	W, 1-0	
Sept 30	at Memphis*	L, 1-3	
Oct 2	at Alabama Birmingham*	L, 1-7	
Oct 7	Wright State	L, 2-3	
Oct 14	Marquette*	W, 5-1	
Oct 16	DePaul*	L, 1-2	
Oct 21	at Cincinnati*	L, 1-3	
Oct 23	Western Michigan	W, 1-0	
Oct 29	at Florida Atlantic	W, 4-1	
Oct 30	vs Central Florida	W, 4-1	
Nov 2	at Xavier	L, 3-5	OT
Nov 10	vs Saint Louis (GMW)	L, 1-2	

1995

Coach: Roy Craig

Record: 5-12-1; 2-8-1 A-10

Sept 2	Ohio State	W, 2-1	OT
Sept 4	Lincoln Memorial	W, 3-0	
Sept 8	vs Western Illinois	L, 2-3	OT
Sept 9	vs Missouri-Kansas City	W, 1-0	
Sept 13	at Wright State	L, 0-1	
Sept 17	Massachusetts*	W, 4-0	
Sept 22	at Saint Joseph's*	L, 0-2	
Sept 24	at Temple*	L, 0-2	
Sept 26	Rhode Island*	L, 0-3	
Oct 1	at Duquesne*	L, 0-1	
Oct 4	Miami (OH)	L, 1-2	
Oct 6	St. Bonaventure*	W, 2-1	
Oct 11	at Xavier*	T, 1-1	
Oct 18	at Louisville	L, 3-5	
Oct 20	Virginia Tech*	L, 0-1	
Oct 22	at George Washington*	L, 1-4	
Oct 27	Fordham*	W, 4-2	
Oct 29	La Salle*	L, 1-2	



1996

Coach: Dwayne Shaffer  
Record: 7-10-1; 6-5-0 A-10

Table with 3 columns: Date, Opponent, Result. Includes games from Aug 31 to Nov 1.

1997

Coach: Jim Launder  
Record: 12-8-1; 7-4-0 A-10  
ATLANTIC 10 CHAMPIONS  
NCAA PLAY-IN GAME

Table with 3 columns: Date, Opponent, Result. Includes games from Aug 31 to Nov 15.

1998

Coach: Jim Launder  
Record: 13-9-0; 9-2-0 A-10  
ATLANTIC 10 CHAMPIONS  
NCAA PLAY-IN GAME

Table with 3 columns: Date, Opponent, Result. Includes games from Sept 1 to Nov 14.

1999

Coach: Jim Launder  
Record: 9-7-2; 5-5-1 A-10

Table with 3 columns: Date, Opponent, Result. Includes games from Sept 1 to Oct 31.

2000

Coach: Dave Schureck  
Record: 14-4-2; 8-1-1 A-10  
ATLANTIC 10 REGULAR  
SEASON CHAMPIONS

Table with 3 columns: Date, Opponent, Result. Includes games from Sept 1 to Nov 11.

2001

Coach: Dave Schureck  
Record: 11-7-2; 8-2-1 A-10

Table with 3 columns: Date, Opponent, Result. Includes games from Aug 31 to Nov 9.

2002

Coach: Dave Schureck  
Record: 9-10-1; 4-7-0 A-10

Table with 3 columns: Date, Opponent, Result. Includes games from Sep 1 to Sep 20.

Table with 3 columns: Date, Opponent, Result. Includes games from Sep 22 to Nov 10.

2003

Coach: Dave Schureck  
Record: 12-5-2; 7-3-1 A-10

Table with 3 columns: Date, Opponent, Result. Includes games from Sep 5 to Nov 13.

2004

Coach: Dave Schureck  
Record: 11-7-1; 8-3-0 A-10

Table with 3 columns: Date, Opponent, Result. Includes games from Sep 3 to Nov 12.

2005

Coach: Dennis Currier  
Record: 11-5-4; 5-2-2 A-10

Table with 3 columns: Date, Opponent, Result. Includes games from Sep 4 to Nov 11.



# ALL-TIME RESULTS

2006

Coach: Dennis Currier

Record: 6-9-2; 2-5-2 A-10

Aug 25	vs Northern Illinois	L, 0-2	
Aug 27	vs Northwestern	L, 0-1	
Aug 31	Butler	L, 0-2	
Sep 4	Belmont	W, 3-0	
Sep 8	Western Illinois	W, 2-0	
Sep 10	IUPUI	W, 4-0	
Sep 15	vs Tulsa	W, 3-0	
Sep 17	vs No. 1 SMU	L, 0-1	
Sep 30	at Xavier*	L, 1-2	
Oct 6	Massachusetts*	L, 0-1	OT
Oct 8	Rhode Island*	L, 0-2	
Oct 13	at Duquesne*	L, 1-2	
Oct 15	at Saint Louis*	L, 0-2	
Oct 20	at George Washington*	T, 1-1	
Oct 22	at La Salle*	W, 1-0	
Oct 28	Richmond*	T, 2-2	
Oct 29	Charlotte*	W, 4-2	

2007

Coach: Dennis Currier

Record: 10-4-5; 4-3-2 A-10

Aug 31	Sacramento State	W, 2-1	
Sep 2	St. Francis (Pa.)	W, 2-1	
Sep 7	at UNC Greensboro	T, 1-1	
Sep 9	vs Davidson	L, 1-2	
Sep 14	Eastern Illinois	W, 2-1	
Sep 20	at Butler	W, 3-2	
Sep 23	at Belmont	T, 0-0	
Sep 28	at Wright State	W, 1-0	
Oct 3	Oakland	W, 2-1	
Oct 12	at Massachusetts*	L, 0-3	
Oct 14	at Rhode Island*	L, 1-2	
Oct 19	at La Salle*	W, 2-1	
Oct 21	at Fordham*	L, 0-1	
Oct 26	Saint Joseph's*	W, 4-1	
Oct 28	Temple*	W, 1-0	
Nov 3	Xavier*	T, 0-0	
Nov 9	St. Bonaventure*	T, 0-0	
Nov 11	Duquesne*	W, 6-1	
Nov 15	vs Massachusetts (A-10)QT, 1-1	PK2OT	

2008

Coach: Dennis Currier

Record: 15-4-3; 6-2-1 A-10

ATLANTIC 10 TOURNAMENT CHAMPIONS  
NCAA - FIRST ROUND

Aug 29	Denver	W, 3-1	
Aug 31	Wright State	W, 1-0	
Sep 5	vs UW-Milwaukee	L, 0-1	
Sep 7	at Wisconsin	T, 3-3	2OT
Sep 12	at UNC Wilmington	L, 0-1	
Sep 14	vs Coastal Carolina	W, 3-1	
Sep 19	Marshall	W, 1-0	
Sep 21	Robert Morris	W, 5-0	
Sep 26	SIU-Edwardsville	W, 3-2	
Oct 10	Richmond*	W, 4-3	
Oct 12	George Washington*	W, 3-1	
Oct 17	at Charlotte*	T, 0-0	2OT
Oct 19	at No. 15 Saint Louis*	W, 1-0	
Oct 24	Fordham*	W, 1-0	
Oct 26	La Salle*	W, 3-1	
Oct 31	at Temple*	L, 2-4	
Nov 2	at Saint Joseph's*	W, 7-1	
Nov 8	at Xavier*	L, 0-1	
Nov 13	vs Rhode Island (A-10 Q)W, 3-2		
Nov 14	vs Temple (A-10 S)	W, 2-1	OT
Nov 16	vs Massachusetts (A-10 F)	W, 1-0	
Nov 21	at No. 15 UIC(NCAA Play-In)	T, 0-0	2OT

2009

Coach: Dennis Currier

Record: 14-5-1; 8-1-0 A-10

ATLANTIC 10 REGULAR  
SEASON CHAMPIONS

Sep 2	Cincinnati	L, 2-5	
Sep 6	at Oakland	T, 0-0	2OT
Sep 11	at Denver	L, 1-2	OT
Sep 13	at Air Force	L, 0-3	
Sep 18	vs Bowling Green	W, 4-3	
Sep 20	at Wright State	W, 2-1	2OT
Sep 25	SIU-Edwardsville	W, 3-0	
Sep 30	Alabama A&M	W, 3-0	
Oct 4	at Canisius	W, 2-1	
Oct 9	Rhode Island*	W, 4-0	
Oct 11	Massachusetts*	W, 1-0	2OT
Oct 18	at Duquesne*	W, 2-0	
Oct 23	at Richmond*	L, 0-1	
Oct 25	at George Washington*	W, 2-1	
Oct 30	#11 Charlotte*	W, 3-0	
Nov 1	Saint Louis*	W, 1-0	
Nov 6	Xavier*	W, 4-0	
Nov 8	at St. Bonaventure*	W, 2-1	2OT
Nov 13	vs St. Bonaventure (A-10 S)W, 3-1		
Nov 15	vs Saint Louis (A-10 F)	L, 0-2	

2010

Coach: Dennis Currier

Record: 7-8-3; 3-4-2 A-10

Sep 1	at Cincinnati	L, 0-1	
Sep 3	IPFW	W, 2-1	OT
Sep 5	Western Michigan	L, 1-2	
Sep 17	vs UW Milwaukee	W, 2-0	
Sep 19	at Wisconsin	T, 0-0	
Sep 24	at SIU Edwardsville	L, 2-3	
Sep 26	vs UMKC	W, 1-0	
Sep 29	Oakland	L, 0-1	
Oct 3	Canisius	W, 5-0	
Oct 8	at Rhode Island*	T, 0-0	
Oct 10	at Massachusetts*	T, 1-1	
Oct 15	Temple*	L, 1-2	
Oct 22	Duquesne*	W, 1-0	
Oct 24	St. Bonaventure*	W, 1-0	2OT
Oct 25	Xavier*	L, 1-2	
Nov 5	at Fordham*	L, 0-1	
Nov 7	at La Salle*	L, 0-1	

2011

Coach: Dennis Currier

Record: 5-13-1; 4-4-1 A-10

Aug 23	at Kentucky	L, 0-2	
Sep 2	vs Notre Dame	L, 1-4	
Sep 4	at Indiana	L, 0-6	
Sep 9	Houston Baptist	W, 2-0	
Sep 11	Western Illinois	L, 1-2	
Sep 16	vs Eastern Illinois	L, 0-1	
Sep 18	at UW-GB	L, 1-2	2OT
Sep 23	UIC	L, 1-2	
Sept 29	at Oakland	L, 0-2	
Oct 1	SIU-Edwardsville	L, 0-1	OT
Oct 7	LaSalle*	L, 0-2	
Oct 9	Fordham*	L, 0-1	
Oct 14	George Washington*	W, 3-0	
Oct 16	Richmond*	W, 2-1	
Oct 21	at Saint Joseph*	W, 3-0	
Oct 23	at Temple*	W, 1-0	
Oct 28	at St. Louis	L, 1-3	
Oct 30	at Charlotte	L, 0-1	
Nov 5	Xavier	T, 2-2	

\* - Conference Opponent  
vs - Neutral Site

2012

Coach: Dennis Currier

Record: 11-5-2; 5-3-1 A-10

Aug 24	Ohio State	W, 3-2	
Aug 26	Kentucky	W, 4-3	
Aug 31	vs Furman	W, 3-2	
Sep 2	vs Coll. of Charleston	L, 1-0	
Sep 9	Eastern Illinois	W, 4-1	
Sep 14	Gardner-Webb	W, 2-1	OT
Sep 16	IPFW	W, 4-1	
Sep 22	at SIU-Edwardsville	L, 1-0	
Oct 5	Butler*	W, 3-1	
Oct 7	Saint Louis*	L, 1-0	
Oct 12	at Xavier*	T, 2-2	2OT
Oct 19	at St. Bonaventure*	L, 3-0	
Oct 21	at Duquesne*	W, 2-1	
Oct 26	at Richmond*	W, 5-0	
Oct 28	at VCU*	L, 3-2	
Nov 2	UMass*	W, 2-0	
Nov 4	Rhode Island*	W, 4-0	
Nov 8	vs Xavier #	T, 1-1 (L, 3-2 PK)	2OT

\* - Conference Opponent

vs - Neutral Site

# - Atlantic 10 Championships - Charlotte, N.C.

2013

Coach: Dennis Currier

Record: 14-2-3; 4-2-2 A-10

Sep 1	at IPFW	W, 4-2	
Sep 6	Northern Kentucky	W, 5-1	
Sep 8	Lipscomb	W, 2-0	
Sep 13	vs Western Illinois	W, 2-0	
Sep 15	vs Detroit	W, 1-0	
Sep 20	at Ohio State	W, 3-1	
Sep 22	IUPUI	W, 2-0	
Sep 28	Loyola Chicago	W, 4-1	
Sep 30	Valparaiso	W, 2-0	
Oct 4	Incarnate Word	W, 3-2	
Oct 11	George Washington*	T, 0-0	
Oct 13	Fordham*	T, 1-1	
Oct 19	at Saint Louis*	L, 3-1	
Oct 25	Duquesne*	W, 1-0	
Oct 27	St. Bonaventure*	L, 1-0	
Nov 3	at La Salle*	W, 3-2	
Nov 8	at Massachusetts*	W, 3-0	
Nov 10	at Rhode Island*	W, 3-0	
Nov 14	La Salle#	T, 1-1	

\* - Conference Opponent

vs - Neutral Site

# - Atlantic 10 Championships - Dayton, Ohio

2014

Coach: Dennis Currier

Record: 7--5; 3-2-3 A-10

Aug 30	at Loyola Chicago	L, 0-2	
Sep 5	High Point	L, 1-2	OT
Sep 7	Detroit	W, 3-0	
Sep 12	vs Jacksonville	W, 3-0	
Sep 14	at UAB	T, 0-0	2OT
Sep 19	at IUPUI	W, 5-0	
Sep 22	at Maryland	L, 0-1	
Sep 27	Ohio State	W, 1-0	
Sep 29	at Valparaiso	T, 2-2	2OT
Oct 4	No. 19 Davidson*	W, 2-0	
Oct 10	George Mason*	T, 1-1	2OT
Oct 17	at Massachusetts*	W, 4-1	
Oct 19	at Rhode Island*	L, 0-1	OT
Oct 25	Saint Louis*	T, 2-2	2OT
Oct 28	Western Michigan	T, 2-2	2OT
Nov 2	Fordham*	L, 1-2	
Nov 7	at La Salle*	L, 0-1	
Nov 9	at Saint Joseph's*	W, 4-0	
Nov 13	vs Rhode Island#	L, 0-1	

\* - Conference Opponent

vs - Neutral Site

# - Atlantic 10 Championships - Richmond, Va.

# ALL-TIME RESULTS



2015  
Coach: Dennis Currier  
Record: 13-5-5; 5-1-2 A-10

Aug 28	vs	Radford	L, 1-2	
Aug 30	at	James Madison	W, 1-0	
Sept 2		Cleveland State	W, 4-1	
Sept 7	at	Marquette	L, 2-3	
Sept 10	at	High Point	W, 2-1	
Sept 12		Oakland	L, 0-2	
Sept 18		Northern Kentucky	W, 4-0	
Sept 20	at	No. 18 Western Mich.	T, 1-1	2 OT
Sept 23		Bowling Green	W, 6-0	
Sept 25	at	Ohio State	L, 0-2	
Oct 3	at	Duquesne*	W, 2-1	
Oct 7	at	Saint Louis*	W, 2-1	OT
Oct 14	at	George Mason*	T, 1-1	2 OT
Oct 17		La Salle*	W, 5-0	
Oct 24		Massachusetts*	W, 4-1	
Oct 28		Saint Joseph's*	W, 7-1	
Oct 31	at	Fordham*	T, 1-1	2 OT
Nov 7		VCU*	L, 2-3	OT
Nov 12	vs	Duquesne#	W, 3-1	
Nov 13	vs	Rhode Island#	W, 2-1	
Nov 15	vs	VCU#	W, 4-1	
Nov 19		Oakland&	T, 2-2 (4-3PKs)	2OT
Nov 22	at	Ohio State\$	T, 1-1 (3-4PKs)	2OT

\* - Conference Opponent  
vs - Neutral Site  
# - Atlantic 10 Championships - Fairfax, Va.  
& - NCAA First Round - Dayton, Ohio  
\$ - NCAA Second Round - Columbus, Ohio

2016  
Coach: Dennis Currier  
Record: 8-9-3, 3-3-2 A-10

Aug 26	at	Cleveland State	L, 0-3	
Aug 28		Western Michigan	L, 0-2	
Sept 2		Saint Francis	W, 3-0	
Sept 4		Belmont	W, 2-1	2OT
Sept 9	at	UNCW %	L, 0-3	
Sept 11	vs	Marist %	L, 1-2	
Sept 20	at	Bowling Green	T, 1-1	2OT
Sept 24	at	Oakland	L, 0-1	
Sept 27	at	Liberty	W, 1-0	
Oct 1	at	Massachusetts*	T, 0-0	2OT
Oct 5		Fordham*	W, 2-1	
Oct 8		Saint Louis*	L, 0-1	
Oct 11		Fort Wayne	W, 5-0	
Oct 15	at	St. Bonaventure*	L, 0-1	OT
Oct 19	at	La Salle*	L, 0-1	
Oct 22		Rhode Island*	W, 2-0	
Oct 29		Duquesne*	T, 1-1	2OT
Nov 5	at	VCU*	W, 3-2	OT
Nov 10	vs	Saint Louis#	W, 2-1	OT
Nov 11	vs	VCU#	L, 0-1	

% - UNCW Marriott Classic - Wilmington, N.C.  
vs. - Neutral Site  
\* - Conference Opponent  
# - Atlantic 10 Championships - Davidson, N.C.



2017  
Coach: Dennis Currier  
Record: 9-8-2, 6-2-0 A-10

Aug 25		East Tennessee St.	T, 1-1	2OT
Aug 27	at	Fort Wayne	L, 1-2	
Sept 1		Western Illinois	W, 4-1	
Sept 3	at	Belmont	T, 0-0	2OT
Sept 8		Central Arkansas &	W, 2-1	
Sept 10		Liberty &	L, 0-1	
Sept 13	at	Northern Kentucky	L, 0-1	
Sept 17	at	Western Michigan	L, 0-1	
Sept 20		Oakland	W, 6-2	
Sept 23	at	West Virginia	L, 0-1	
Sept 30	at	Davidson*	W, 2-1	
Oct 4		Saint Joseph's*	W, 3-2	
Oct 7	at	George Washington*	L, 0-2	
Oct 14		St. Bonaventure*	W, 6-1	
Oct 18	at	Saint Louis*	W, 4-0	
Oct 21		Massachusetts*	L, 2-3	
Oct 28	at	Duquesne*	W, 1-0	
Nov 1		George Mason*	W, 5-2	
Nov 4	vs	Fordham #	L, 2-3	

& - Dayton Tournament - Dayton, Ohio  
vs. - Neutral Site  
\* - Conference Opponent  
# - Atlantic 10 Championships - Dayton, Ohio

2018  
Coach: Dennis Currier  
Record: 9-6-4, 4-3-1 A-10

Aug 24	vs	Hofstra &	T, 2-2	2OT
Aug 26	vs	Furman &	W, 1-0	
Aug 31		Milwaukee ^	W, 2-0	
Sept 3		Marshall ^	T, 0-0	2OT
Sept 8	at	Western Illinois	L, 0-1	
Sept 11	at	East Tennessee St	W, 2-0	
Sept 15		Incarinate Word	W, 2-0	
Sept 18	at	Oakland	T, 1-1	2OT
Sept 22		West Virginia	L, 0-2	
Sept 29		Saint Louis*	T, 2-2	2OT
Oct 3	at	St. Bonaventure*	L, 0-1	
Oct 6		Davidson*	L, 0-1	2OT
Oct 13	at	Rhode Island*	L, 1-3	
Oct 17		La Salle*	W, 2-0	
Oct 20	at	Massachusetts*	W, 2-1	
Oct 27		VCU*	W, 1-0	
Oct 31	at	Fordham*	W, 2-0	
Nov 4	at	Davidson #	W, 2-1	2OT
Nov 9	vs	George Mason #	L, 0-1	2OT

& - Ohio State Tournament - Columbus, Ohio  
^ - Dayton Tournament - Dayton, Ohio  
\* - Conference Opponent  
# - Atlantic 10 Championships - St. Louis, Mo.

2019  
Coach: Dennis Currier  
Record: 13-8-0, 6-2-0 A-10

Aug 30	vs	UIC %	L, 2-3	2OT
Sept 1	vs	CSUN %	L, 1-3	
Sept 6		Ohio State	L, 0-1	OT
Sept 9		Northern Illinois	W, 2-1	
Sept 13	at	Central Arkansas	L, 1-2	
Sept 17		Detroit Mercy	W, 5-0	
Sept 21	at	#20 West Virginia	W, 2-0	
Sept 24		Northern Kentucky	W, 3-0	
Sept 28		Massachusetts*	W, 2-0	
Oct 1	at	Marshall	L, 0-2	
Oct 5	at	George Mason*	L, 2-3	2OT
Oct 9	at	VCU*	L, 1-2	OT
Oct 12		St. Bonaventure*	W, 6-2	
Oct 15		Oakland	W, 3-0	
Oct 19	at	Saint Louis*	W, 2-1	
Oct 23		Duquesne*	W, 2-0	
Oct 26	at	Saint Joseph's*	W, 2-1	
Nov 2		George Washington*	W, 2-1	
Nov 10		La Salle#	W, 4-0	
Nov 15	vs	VCU#	W, 1-0	
Nov 17	vs	Rhode Island#	L, 0-1	

% - Ohio State Tournament - Columbus, Ohio  
^ - Dayton Tournament - Dayton, Ohio  
vs. - Neutral Site  
\* - Conference Opponent  
# - Atlantic 10 Championships - Dayton, Ohio and Bronx, N.Y.

2020-21 (Played in Spring due to COVID-19)  
Coach: Dennis Currier  
Record: 4-4-1, 4-1-1 A-10

Feb. 19	vs	Bowling Green	L, 2-3	
Mar. 10		Bellarmine	L, 1-2	
Mar. 13	at	Saint Louis*	L, 0-2	
Mar. 17	at	Duquesne*	W, 4-2	
Mar. 20		St. Bonaventure*	T, 1-1	2OT
Mar. 28		Saint Louis*	W, 1-0	2OT
Apr. 3		Duquesne*	W, 5-1	
Apr. 10	at	St. Bonaventure*	W, 6-0	
Apr. 15		George Washington#	L, 0-1	

vs. - Neutral Site  
\* - Conference Opponent  
# - Atlantic 10 Championships - Dayton, Ohio



# ALL-TIME RESULTS

## 2021

Coach: Dennis Currier

Record: 6-9-3, 3-4-1 A-10

Aug 27	vs	UAB %	W, 5-1	2OT
Aug 29	vs	Memphis %	T, 1-1	2OT
Sept 4		Incarnate Word	W, 3-2	OT
Sept 6		Detroit	W, 2-0	
Sept 13	at	Western Michigan	L, 0-3	
Sept 15	at	Oakland	L, 0-3	
Sept 18		Kansas City	T, 1-1	2OT
Sept 21	at	No. 4 West Virginia	L, 0-3	
Sept 25	at	VCU *	L, 0-2	
Sept 29		No. 10 Kentucky	L, 1-3	
Oct 2		Massachusetts *	W, 4-2	
Oct 6	at	George Washington *	W, 1-0	
Oct 9		Rhode Island *	L, 0-1	
Oct 16	at	No. 11 Saint Louis *	L, 0-2	
Oct 20	at	Davidson *	T, 2-2	2OT
Oct 23		St. Bonaventure *	L, 1-2	
Oct 30		Duquesne *	W, 4-3	OT
Nov 6	at	Saint Louis #	L, 0-2	

% - Ohio State Tournament - Columbus, Ohio

^ - Dayton Tournament - Dayton, Ohio

vs. - Neutral Site

\* - Conference Opponent

# - Atlantic 10 Championships - Dayton, Ohio and Bronx, N.Y.

## 2022

Coach: Dennis Currier

Record: 10-2-5, 3-2-3 A-10

Aug 25	vs	Cal Poly %	W, 5-0	
Aug 28	vs	South Carolina %	W, 4-2	
Sept 2		St. Thomas ^	W, 5-0	
Sept 10	at	Kansas City	W, 4-1	
Sept 13		Eastern Illinois	W, 2-0	
Sept 17		Saint Joseph's *	T, 1-1	
Sept 24	at	Rhode Island *	W, 2-0	
Sept 27		West Virginia	W, 2-1	
Oct 1		George Mason *	W, 4-0	
Oct 5	at	St. Bonaventure *	T, 1-1	
Oct 8	at	Loyola *	T, 0-0	
Oct 12	at	No. 2 Kentucky	T, 2-2	
Oct 15		VCU *	W, 3-1	
Oct 22		Saint Louis *	L, 1-3	
Oct 29	at	Massachusetts *	L, 1-2	
Nov 4	at	VCU #	W, 1-0	
Nov 9	at	No. 20 Saint Louis #	T, 1-1 (3-1 PKs)	

% - Ohio State Tournament - Columbus, Ohio

^ - Dayton Tournament - Dayton, Ohio

vs. - Neutral Site

\* - Conference Opponent

# - Atlantic 10 Championships - Richmond, Va. and St. Louis, Mo.



*Kenji Mboma Dem was drafted by FC Cincinnati in the 2024 MLS SuperDraft with the 56th overall pick.*

## 2023

Coach: Dennis Currier

Record: 8-7-6, 3-1-4 A-10

Aug. 24	vs	UC Davis %	L, 0-2	
Aug. 27	vs	CSUN %	T, 2-2	
Sept. 1		IUPUI	W, 4-0	
Sept. 4		Milwaukee	L, 0-3	
Sept. 7	at	Michigan State	L, 0-1	
Sept. 10	at	Western Michigan	L, 4-5	
Sept. 16		Rhode Island *	W, 6-0	
Sept. 19	at	No. 2 West Virginia	L, 0-1	
Sept. 23	at	Saint Joseph's *	L, 0-1	
Sept. 26		Cleveland State	W, 2-1	
Sept. 30		St. Bonaventure *	W, 1-0	
Oct. 4	at	VCU *	T, 1-1	
Oct. 7		Loyola Chicago *	T, 3-3	
Oct. 10		Northern Kentucky	W, 2-1	
Oct. 14	at	George Mason *	T, 1-1	
Oct. 21	at	RV Saint Louis *	T, 0-0	
Oct. 28		Massachusetts *	W, 3-1	
Nov. 4	at	Loyola Chicago #	T, 2-2 5-4 PKs	
Nov. 8	at	Davidson #	W, 3-1	
Nov. 12	at	VCU #	W, 2-1	
Nov. 16	at	Louisville \$	L, 3-4	

% - Ohio State Tournament - Columbus, Ohio

vs. - Neutral Site

\* - Conference Opponent

# - Atlantic 10 Championships - Chicago, Ill., Davidson, N.C., and Richmond, Va.

\$ - NCAA Tournament - Louisville, Ky.

# YEARLY RESULTS



Year-By-Year Records				Overall				Conference Record			
Year	W	L	T	W	L	T	Place	W	L	T	Place
1956	2	3	0								
1957	6	1	0								
1958	6	2	0								
1959	1	8	0								
the 1950s	15	14	0	.517							
1960	1	5	2								
1961	4	5	0								
1962	1	7	0								
1963	2	5	1								
1964	4	4	0								
1965	3	5	1								
1966	6	1	1								
1967	8	2	1								
1968	9	1	1								
1969	7	3	0								
the 1960s	45	38	7	.539							
1970	6	4	1								
1971	8	2	0								
1972	10	1	1								
1973	6	2	2								
1974	7	3	3								
1975	11	3	0								
1976	11	3	0								
1977	6	9	1								
1978	5	11	2								
1979	6	12	0								
the 1970s	76	50	10	.596							
1980	8	7	3								
1981	7	11	1								
1982	10	6	0								
1983	8	6	3								
1984	4	9	1								
1985	3	14	1								
1986	7	10	0								
1987	12	10	0								
1988	7	15	0	MCC	2	4	0	6th			
1989	8	13	1	MCC	1	5	0	T-5th			
the 1980s	76	101	10	.460							
1990	11	7	4	MCC	4	2	1	5th			
1991	9	11	1	MCC	2	4	0	T-4th			
1992	7	9	2	MCC	4	2	1	T-3rd			
1993	10	9	0	GMW	2	3	1				
1994	8	12	0	GMW	3	7	0				
1995	5	12	1	A-10	2	8	1	12th			
1996	7	10	1	A-10	6	5	0	7th			
1997	12	8	1	A-10	7	4	0	3rd			
1998	13	9	0	A-10	9	2	0	1st			
1999	9	7	2	A-10	5	5	1	6th			
the 1990s	91	94	12	.492							
2000	14	4	2	A-10	8	1	1	1st			
2001	11	7	2	A-10	8	2	1	2nd			
2002	9	10	1	A-10	4	7	0	7th			
2003	12	5	2	A-10	7	3	1	3rd			
2004	11	7	1	A-10	8	3	0	2nd			
2005	11	5	4	A-10	5	2	2	2nd			
2006	6	9	2	A-10	2	5	2	T-10th			
2007	10	4	5	A-10	4	3	2	6th			
2008	15	4	3	A-10	6	2	1	3rd			
2009	14	5	1	A-10	8	1	0	1st			
the 2000s	113	60	23	.635	60	29	10	.657			
2010	7	8	3	A-10	3	4	2	11th			
2011	5	13	1	A-10	4	4	1	9th			
2012	11	5	2	A-10	5	3	1	6th			
2013	14	2	3	A-10	4	2	2	5th			
2014	7	7	5	A-10	3	3	2	6th			
2015	13	5	5	A-10	5	1	2	2nd			
2016	8	9	3	A-10	3	3	2	8th			
2017	9	8	2	A-10	6	2	0	2nd			
2018	9	6	4	A-10	4	3	1	7th			
2019	13	8	0	A-10	6	2	0	3rd			
the 2010s	86	71	28	.541	43	27	13	.596			
2020	4	4	1	A-10	4	1	1	1st			
2021	6	9	3	A-10	3	4	1	9th			
2022	10	2	5	A-10	3	2	3	8th			
2023	8	7	6	A-10	3	1	4	6th			

Conference Game breakdown				
	W	L	T	Pct
GMW (2 yrs)	6	5	2	.538
MCC (3 yrs)	13	17	2	.438
A-10 (28 yrs)	148	93	36	.599

TOTALS 538 450 105 .540  
 At Baujan Field (Since 1992): 176 63 25 .714



# HEAD-TO-HEAD RESULTS

OPPONENT	W	L	T	LAST
AIR FORCE	0	2	0	2009
AKRON	2	9	0	2002
ALABAMA A&M	1	2	0	2009
ALABAMA BIRMINGHAM	1	2	1	2021
ANTIOCH	2	0	0	1959
BALDWIN WALLACE	1	1	0	1986
BALL STATE	7	6	1	1978
BELLARMINE	1	2	0	2020
BELMONT	3	0	1	2017
BEREA	0	1	0	1963
BOWLING GREEN	11	16	1	2020
BRADLEY	1	2	0	1993
BROCKPORT	0	2	0	1977
BUTLER	7	3	0	2012
CAL STATE-FULLERTON	0	1	0	1999
<b>CAL STATE-NORTHRI</b>	<b>0</b>	<b>1</b>	<b>2</b>	<b>2023</b>
CAL POLY SAN LUIS OBISPO	2	0	0	2022
CANISIUS	3	0	0	2010
CEDARVILLE	17	1	2	1983
CENTRAL ARKANSAS	1	1	0	2019
CENTRAL FLORIDA	1	1	0	1994
CENTRAL MICHIGAN	2	1	0	1994
CENTRAL STATE	1	1	1	1981
CHARLESTON	0	2	0	2012
CHARLOTTE	3	1	2	2011
CHICAGO	0	1	0	1965
CINCINNATI	13	14	1	2010
<b>CLEVELAND STATE</b>	<b>2</b>	<b>6</b>	<b>0</b>	<b>2023</b>
COASTAL CAROLINA	1	0	0	2008
CREIGHTON	0	1	0	2002
<b>DAVIDSON</b>	<b>4</b>	<b>2</b>	<b>1</b>	<b>2023</b>
DAVIS & ELKINS	2	0	0	1989
DENISON	5	6	2	1987
DENVER	2	1	0	2009
DEPAUL	8	3	1	1994
DETROIT	8	1	1	2021
DRAKE	1	0	0	2002
DUQUESNE	16	7	1	2021
EARLHAM	8	10	2	1988
EASTERN ILLINOIS	5	2	0	2022
EASTERN MICHIGAN	2	0	1	1997
EAST TENNESSEE STATE	1	0	1	2018
EDELWEISS	1	0	0	1957
EVANSVILLE	1	12	1	2004
FLORIDA ATLANTIC	2	0	0	2000
FLORIDA INTERNATIONAL	0	1	0	2000
FORDHAM	12	7	2	2018
FORT WAYNE	4	0	0	2016
FURMAN	2	0	0	2018
GARDNER-WEBB	1	0	0	2012
<b>GEORGE MASON</b>	<b>2</b>	<b>2</b>	<b>3</b>	<b>2023</b>
GEORGE WASHINGTON	10	6	5	2021
GRACE	1	0	0	1978
HIGH POINT	1	1	0	2015
HOFSTRA	0	0	1	2018
HOWARD	0	1	0	1988
HOUSTON BAPTIST	1	0	0	2011
ILLINOIS-CHICAGO	1	2	1	2019
INCARNATE WORD	3	0	0	2021
INDIANA	2	15	0	2011
INDIANA TECH	2	0	0	1958
<b>IUPUI</b>	<b>4</b>	<b>0</b>	<b>0</b>	<b>2023</b>
JACKSONVILLE	1	0	0	2014
JAMES MADISON	1	0	0	2015
JUDSON	1	0	0	1981
KANSAS CITY	2	0	1	2022
KENT STATE	1	1	0	1968
KENTUCKY	2	2	1	2022
KENYON	1	0	0	1957
LA SALLE	15	10	1	2019
LAFAYETTE	0	2	0	1998
LIBERTY	1	1	1	2017
LINCOLN MEMORIAL	2	0	0	1995
LINDENWOOD	1	0	0	1979
LIPSCOMB	1	0	0	2013
LOUISIANA MONROE	0	1	0	1985
<b>LOUISVILLE</b>	<b>15</b>	<b>3</b>	<b>1</b>	<b>2023</b>
<b>LOYOLA (CHI.)</b>	<b>5</b>	<b>2</b>	<b>2</b>	<b>2023</b>
MACMURRAY STATE	0	1	0	1971
MARIST	0	1	0	2016
MARQUETTE	2	3	2	1994
MARSHALL	4	1	1	2019
MARYLAND	0	1	0	2014
MARYSVILLE	1	0	0	1980
<b>MASSACHUSETTS</b>	<b>15</b>	<b>10</b>	<b>2</b>	<b>2023</b>
MEMPHIS	1	1	1	2021
MIAMI	13	13	3	1995
MICHIGAN	3	4	1	2006
<b>MICHIGAN STATE</b>	<b>0</b>	<b>2</b>	<b>0</b>	<b>2023</b>
<b>MILWAUKEE</b>	<b>0</b>	<b>1</b>	<b>0</b>	<b>2023</b>

MISSOURI STATE	0	1	0	2005
MISSOURI-KANSAS CITY	1	0	0	1995
MISSOURI-ST. LOUIS	0	2	0	1981
MOREHEAD STATE	7	0	1	1975
NAVY	1	0	0	1999
NORTH CAROLINA	0	1	0	1998
NC-GREENSBORO	0	1	1	2007
NORTHEASTERN ILLINOIS	1	0	0	1994
NORTHERN ILLINOIS	1	1	0	2019
<b>NORTHERN KENTUCKY</b>	<b>5</b>	<b>1</b>	<b>0</b>	<b>2023</b>
NORTHWESTERN	0	1	0	2006
NOTRE DAME	4	11	1	2011
OAKLAND	5	11	6	2021
OHIO	4	12	1	1981
OHIO NORTHERN	1	0	0	1970
OHIO STATE	19	21	7	2019
OHIO WESLEYAN	7	15	1	1991
ONEONTA	0	1	0	1988
PARKS	2	0	0	1980
PHILADELPHIA TEXTILE	1	0	0	1993
PURDUE	1	1	0	1985
RADFORD	0	1	0	2015
<b>RHODE ISLAND</b>	<b>16</b>	<b>12</b>	<b>1</b>	<b>2023</b>
RICHMOND	4	5	2	2012
RIDER	0	1	0	1997
ROBERT MORRIS	3	0	0	2008
ROCHESTER	1	0	0	1983
SACRAMENTO STATE	1	1	0	2007
SAINT FRANCIS (PA)	2	0	0	2016
<b>SAINT JOSEPH'S</b>	<b>16</b>	<b>2</b>	<b>3</b>	<b>2023</b>
<b>SAINT LOUIS</b>	<b>7</b>	<b>21</b>	<b>4</b>	<b>2023</b>
SIENA HEIGHTS	1	0	0	1979
SIU-EDWARDSVILLE	2	3	0	2012
SMU	0	1	0	2006
SOUTH CAROLINA	1	0	0	2022
SPRING ARBOR	0	1	0	1982
<b>ST. BONAVENTURE</b>	<b>15</b>	<b>8</b>	<b>2</b>	<b>2023</b>
ST. THOMAS	1	0	0	2022
STETSON	1	0	0	1992
TEMPLE	10	6	1	2012
TOLEDO	10	0	1	1976
TULSA	1	0	0	2006
<b>UC DAVIS</b>	<b>0</b>	<b>2</b>	<b>0</b>	<b>2023</b>
UNCW	0	1	0	2016
VALPARAISO	1	0	1	2014
VANDERBILT	2	1	0	1996
<b>VCU</b>	<b>7</b>	<b>5</b>	<b>1</b>	<b>2023</b>
VERMONT	1	0	0	2002
VIRGINIA TECH	4	5	0	2003
<b>WEST VIRGINIA</b>	<b>2</b>	<b>4</b>	<b>0</b>	<b>2023</b>
WESTERN ILLINOIS	3	3	0	2018
WESTERN KENTUCKY	3	4	0	1989
<b>WESTERN MICHIGAN</b>	<b>4</b>	<b>9</b>	<b>3</b>	<b>2023</b>
WILBERFORCE	8	0	1	1970
WILMINGTON	11	5	0	1987
WISCONSIN	1	3	2	2010
WISCONSIN-GREEN BAY	1	2	0	2011
WISCONSIN-MILWAUKEE	4	4	1	2018
WISCONSIN-PARKSIDE	0	1	0	1987
WITTENBERG	14	2	1	1987
WOOSTER	0	1	0	1967
WRIGHT STATE	17	16	3	2009
XAVIER	19	17	5	2012

## BREAKDOWN BY CONFERENCE

	W	L	T
America East	1	0	0
American Athletic Conf.	0	0	1
Atlantic Coast	4	6	0
Atlantic Soccer Conf.	1	2	0
Atlantic Sun	4	2	0
Atlantic 10	148	83	36
Big East	41	32	6
Big South	4	2	1
Big Ten	26	46	8
Big 12	0	3	0
Big West	1	3	2
Colonial	1	4	1
Conference USA	6	5	2
Horizon	46	38	9
Independents	3	2	0
Metro Atlantic	2	2	0
Mid American	19	31	4
Mid Continent	3	7	3
Missouri Valley	13	23	1
Mountain Pacific Sports Fed.	3	3	0
Northeast	4	0	0
Ohio Valley	2	0	1
Patriot	1	2	0
Southeastern Conference	2	1	0
Southern	3	3	1
Southland	3	1	0
Sun Belt	1	1	1
Summit League	14	9	5
Non-Division I	140	88	18

Records by current conference membership



## All-Time Coaches Records

	Games	Wins	Losses	Ties	Pct.
Pat Smith (1956-57)	12	8	4	0	.666
Paul Scheurmann (1958-59)	17	7	10	0	.412
John Wiesler (1960-63)	33	8	22	3	.288
John Schleppl (1964-68)	39	24	12	3	.654
Bernie Harawa (1966)	8	6	1	1	.813
Pat O'Hanlon (1969-70)	21	13	7	1	.643
Bob McNamee (1971-72)	22	18	3	1	.841
Bob Richardson (1973-79)	103	52	43	8	.544
Jerry Butcher (1980-83)	70	33	30	7	.521
Pete Hayes (1984-86)	49	14	33	2	.296
Roger Creed (1987)	22	12	10	0	.545
Roy Craig (1988-1995)	162	65	88	9	.429
Dwayne Shaffer (1996)	18	7	10	1	.417
Jim Launder (1997-1999)	61	34	24	3	.582
Dave Schureck (2000-2004)	98	57	33	8	.622
<b>Dennis Currier (2005-present)</b>	<b>358</b>	<b>180</b>	<b>120</b>	<b>58</b>	<b>.584</b>
Totals (59 seasons)	1,093	538	450	105	.540

**Most Wins: Dennis Currier (180; 2005-present)**

**Most Wins Season: 15, Dennis Currier, 2010 (15-4-3)**

**Most Wins Per Season: Dave Schureck (11.4; 57 wins, five seasons, 2000-2004)**

**Most Winning Seasons: 12, Dennis Currier, 2005, 2007-2009, 2012-2013, 2015, 2017-2019, 2022-2023)**

# TEAM SINGLE SEASON RECORDS



Most goals scored in a game:	12 11	vs. Toledo (1974) vs. Ohio Northern (1970)
Most goals allowed in a game:	10	vs. Saint Louis (1959)
Most goals scored in a season:	58 46 46	2015 (23 games) 2008 (22 games) 1975 (14 games)
Most goals per game, season:	4.75 4.30 4.00	1966 (8 games, 38 goals) 1971 (10 games, 43 goals) 1957 (7 games, 28 goals)
Fewest goals allowed, season:	6	1968 (11 games)
Wins:	15 14 13 12	2008 (15-4-3) 2000 (14-4-2), 2009 (14-5-1), 2013 (14-2-3) 2019 (13-8), 1998 (13-9-0); 2015 (13-5-5) 1997 (12-8-1); 1987 (12-10-0); 2003 (12-5-2)
Win percentage:	.875 .864	1972 (10-1-1) 1968 (9-1-1)
Most shutouts:	13 9 8	1998 (11-0-2 in those games; 13-9-0 for the season) 2013 (8-0-1; 14-2-3) 2008 (6-0-2; 15-4-3); 2018 (4-3-1; 9-6-4)
Consecutive shutouts:	5	1968 (5-0)
Most overtime games:	7 7	1992 (2-3-2) 2014 (0-2-5)
Consecutive overtime games:	3	1990 (1-1-1); 1997 (2-0-1)
Longest winning streak:	10 9	2013 (Sep. 1-Oct. 4) 1993 (Oct 8-Nov 5); 1998 (Oct 2-Oct 30)
Longest unbeaten streak (One Season)	13 12 11	2022 (Aug. 25-Oct. 15; WWWWWTWWWTTTW) 2013 (Sept. 1-Oct. 19; WWWWWWWWWWTTT) 2023 (Sept. 26-Nov. 12; WWTWTWTWTWW)
Longest unbeaten streak (2 seasons)	15	1972-1973 (WTWWWWW - TTWWWWW)
Longest game (in minutes):	150	(4 OT, 5-4 PK Win vs. G. Washington, 2000)




**DENNIS CURRIER**  
ALL-TIME WINNINGEST COACH AT UD, INCLUDING A SCHOOL-RECORD 15 IN 2008.




**CHRIS ROLFE**  
SET UD'S SINGLE-SEASON AND CAREER ASSIST RECORDS WITH 10 IN 2004, FOR 25 CAREER HELPERS.

**PAT OBIAYA**  
SCORED SEVEN GOALS IN ONE GAME VERSUS THE FIGHTING IRISH OF NOTRE DAME IN 1966.



**BRADY O'TOOLE**  
SCORED 32 GOALS IN HIS FLYER CAREER, THE SECOND HIGHEST TOTAL SINCE 1988.





# INDIVIDUAL SINGLE SEASON RECORDS

Season Records	Number	Player	Season	Games
Most goals in a season:	31	Bob Rohrbach	1975	14
Most goals in a season since 1988:	18	R.J. Kaszuba	2000	20
	18	R.J. Kaszuba	1999	18
	17	Emmanuel Ayim	1997	21
	15	Chris Rolfe	2002	19
Most Goals Per Game, Season:	2.00	Brian Richards	2013	2
	1.50	Bob Rohrbach	1975	14
	1.00	R.J. Kaszuba	2000	18
Most Assists, Season:	10	Chris Rolfe	2004	13
	9	Abe Keller	2013	19
	9	Jonas Fjeldberg	2019	21
	<b>8</b>	<b>Manny Day</b>	<b>2023</b>	<b>21</b>
	8	Mark Phillips	1994	18
	8	Chris Rolfe	2001	20
	8	Amass Amankona	2014	19
Most Assists Per Game, Season:	0.77	Chris Rolfe	2004	13
	0.55	Michael Adedokun	2022	11
Best Goals Against Average, Season:	0.75	Chris Froschauer	2013	19
	0.76	Nick Tarkany	2005	
	0.79	Tyler Picard	2010	
Most Saves, Season	162	Toni Scalia	1961	
Game Records	Number	Player	Date	Opponent
Most goals in a game:	7	Pat Obiaya	1966	vs. Notre Dame
	7	Bob Rohrbach	1975	vs. Wilmington
	4	Bob Rohrbach	1974	vs. Toledo
	4	Bob Ostholhoff	1972	vs. Wright State
Most goals in a game since 1988:	4	R.J. Kaszuba	Oct 1, 2000	vs. La Salle
Fastest goal into a match:	0:11	Sunday Isename	Sept 20, 2000	vs. Bowling Green
Most Assists, Game:	4	Mike Thompson	1966	vs. Notre Dame
	4	Jim Gerker	1972	vs. Wright State



**BOB ROHRBACH**  
HOLDS THE UD RECORDS FOR GOALS IN A SEASON (31) AND CAREER (69), AND IS TIED FOR THE MOST GOALS IN A GAME (7).



**R.J. KASZUBA**  
PUT UP BACK-TO-BACK 18 GOAL SEASONS IN 1999 AND 2000, AND WAS AN ALL-AMERICAN IN 2000.

**TIM MCCARTHY**  
PUT UP A SPARKLING 0.99 GOALS AGAINST AVERAGE IN GOAL AS THE FLYERS PITCHED 13 SHUTOUTS IN 1998.



**DENNY CLANTON**  
NO FLYER HAS STARTED MORE GAMES THAN CLANTON'S 77 BEFORE MOVING ON TO THE MLS.



# PERSONAL ACCOLADES



1955 Earl Scheidler	NSCAA All-Midwest Region
1966 Elie Saleebi Pat Obiaya	All-Ohio First Team All-Ohio First Team All-America Second Team
1967 Bill Cheny Charles Ezendu	All-Ohio Second Team All-Ohio Second Team
1968 Bill Cheny Rich Noose	All-Ohio Second Team All-Ohio Honorable Mention
1972 Mike Cahill	All-Ohio Second Team All-Midwest Honorable Mention
1973 Bob Rohrbach	All-Ohio
1974 Mike Cahill Jim Gerker Bob Rohrbach Dave Mechler	All-Ohio Second Team All-Ohio Honorable Mention All-Ohio Honorable Mention All-Ohio Honorable Mention
1975 Bob Rohrbach	All-America Second Team
1976 Bob Rohrbach	All-America Honorable Mention
1989 Steve Michel Brady O'Toole Jim Hafner John Boucavalas	All-MCC Second Team MCC All-Tournament Team MCC All-Tournament Team MCC All-Newcomers Team
1990 Brady O'Toole  Mark Phillips  Joe Fischer	Third Team All-Midwest First Team All-Ohio All-MCC Newcomers Team MCC All-Tournament Team MCC All-Tournament Team

1991 Nick Igel	All-MCC Second Team
1992 Nick Igel  Mark Phillips  Scott Schaeper	All-MCC First Team First Team All-Ohio All-Midwest Second Team All-MCC Second Team First Team All-Ohio All-MCC Second Team All-Ohio Second Team
1993 Mark Phillips  Lakes Mike Reynaert Scott Schaeper	Second Team All-Ohio Second Team Academic All-Great  Great Midwest All-Newcomer Team All-Great Midwest Second Team All-Ohio Second Team
1994 Scott Schaeper  All-America	All-Ohio First Team Great Lakes Region Academic
1995 Brian Collier  Kevin Rudolph	Second Team All-Atlantic 10 All-Ohio First Team All-Ohio Second Team
1997 Emmanuel Ayim  Drew Krafcik Tim McCarthy Shawn Rockey	First Team All-Atlantic 10 All-Championship Team NSCAA Academic All-America All-Championship Team All-Championship Team A-10 Championship Most Outstanding

Mark Schulte	First Team All-Atlantic 10
1998 Emmanuel Ayim R.J. Kaszuba Tim McCarthy Rick Roettker  Mark Schulte  Player  Godfrey Tenoff	All-Championship Team First Team All-Atlantic 10 First Team All-Atlantic 10 First Team All-Atlantic 10 All-Championship Team First Team All-Atlantic 10 All-Championship Team A-10 Championship Most Outstanding  NSCAA Academic All-America All-Championship Team
1999 Emmanuel Ayim Mark Schulte R.J. Kaszuba	First Team All-Atlantic 10 First Team All-Atlantic 10 Second Team All-Atlantic 10
2000 Lee Crawford Denny Clayton  Wade Fischer Large Team Chris Harder Sunday Isename  R.J. Kaszuba  Large Team Erik Nelson Michael Nsien Dave Schureck	All-Championship Team Second Team All-Atlantic 10 Atlantic 10 All-Rookie Team Verizon Academic All-America At-  Second Team All-Atlantic 10 Second Team All-Atlantic 10 OSCAA All-Ohio First Team Third Team All-America Atlantic 10 Offensive Player of the Year All-Championship Team First Team All-Atlantic 10 Atlantic 10 Scholar Athlete of the Year Atlantic 10 Academic All-Conference OSCAA All-Ohio First Team Verizon Academic All-America At-  First Team All-Atlantic 10 All-Championship Team Atlantic 10 Coach of the Year
2001 Dan Bestic Team  Team  Denny Clayton  Wade Fischer Team  Sunday Isename  Erik Nelson  Chris Rolfe	Verizon Academic All-America Second  Verizon Academic All-District First  Atlantic 10 Academic All-Conference Second Team All-Atlantic 10 OSCAA All-Ohio Second Team Verizon Academic All-America Second  Atlantic 10 Academic All-Conference First Team All-Atlantic 10 OSCAA All-Great Lakes First Team OSCAA All-Ohio First Team Second Team All-Atlantic 10 OSCAA All-Great Lakes First Team OSCAA All-Ohio First Team Atlantic 10 All-Rookie Team OSCAA All-Ohio Second Team
2002 Denny Clayton Nate Darr Scott Hinshaw	OSCAA All-Ohio First Team Atlantic 10 All-Rookie Team Atlantic 10 Academic All-Conference





2003 Antti Arst Denny Clayton	Atlantic 10 All-Rookie Team NSCAA All-America Third Team All-Atlantic 10 First Team OSCAA All-Ohio First Team NSCAA All-Great Lakes First Team Atlantic 10 Pre-Season All-Conference OSCAA All-Ohio First Team NSCAA All-Great Lakes First Team All-Atlantic 10 First Team OSCAA All-Ohio First Team Atlantic 10 Pre-Season All-Conference OSCAA All-Ohio Second Team Academic All-District
Christian Porto	
Chris Rolfe	
Tye Stebbins	
2004 Chris Rolfe	NSCAA All-America Second Team NSCAA Great Lakes Region First Team All-Atlantic 10 First Team OSCAA All-Ohio First Team Atlantic 10 Pre-Season All-Conference All-Atlantic 10 First Team NSCAA Great Lakes Region Second Team ESPN Academic All-America Third Team ESPN Academic All-District First Team Atlantic 10 Pre-Season All-Conference All-Atlantic 10 Second Team NSCAA Great Lakes Region Third Team All-Atlantic 10 Second Team NSCAA Great Lakes Region Third Team Atlantic 10 All-Rookie Team
Tye Stebbins	
Nate Darr	
Omar Jarun	
Matt Troop	
2005 Omar Jarun	All-Atlantic 10 First Team All-Great Lakes Region Second Team All-Atlantic 10 First Team All-Great Lakes Region Third Team All-Atlantic 10 Second Team All-Great Lakes Region Second Team ESPN The Magazine Academic All-District Atlantic 10 All-Academic Team
Nate Darr	
Terry Alvino	
Dan Hartwig	
2006 Ryan Handbury	2006 All-Atlantic 10 Honorable Mention
2007 Zac Gibbens Ryan Handbury Gary Long Alex Torda	All-Atlantic 10 Honorable Mention All-Mid Atlantic Region Third Team Atlantic 10 All-Championship Team All-Atlantic 10 First Team All-Mid Atlantic Region Third Team
2008 Florian DeCamps	A-10 Championship Most Outstanding Player All-Atlantic 10 First Team Atlantic 10 All-Championship Team NSCAA All-Mid Atlantic Region First Team OCSCA All-Ohio First Team NSCAA All-Mid Atlantic Region Third Team All-Atlantic 10 Honorable Mention Atlantic 10 All-Championship Team Atlantic 10 All-Championship Team NSCAA Scholar All-East Region Third Team NSCAA Scholar All-East Region HM College Soccer News All-Freshman Third Team Atlantic 10 All-Rookie Team OCSCA All-Ohio NSCAA Scholar All-East Region HM Hermann Trophy Watch List NSCAA All-Mid Atlantic Region Second Team ESPN The Mag Academic All-America Second Team ESPN The Mag Academic All-District IV First Team NSCAA Scholar All-America Team NSCAA Scholar All-East Region First Team Atlantic 10 Preseason All-Conference All-Atlantic 10 Second Team Atlantic 10 Academic All-Conference OCSCA All-Ohio ESPN The Mag Academic All-District IV First
Ryan Handbury	
Isaac Kissi	
Ben Murray	
Joe Olwig	
Jack Pearson	
Tyler Picard	
Sonny Renner	
Alex Torda	
Tommy Watkins	

2009 Randy Dennis Ryan Handbury	Atlantic 10 All-Championship Team All-Atlantic 10 First Team OCSCA All-Ohio First Team All-Atlantic 10 First Team OCSCA All-Ohio First Team Atlantic 10 All-Championship Team Lowe's Senior CLASS Top 30 Candidate NSCAA All-East Scholar Team OCSCA All-Ohio Second Team All-Atlantic 10 Honorable Mention All-Atlantic 10 Second Team Atlantic 10 All-Championship Team All-Atlantic 10 Second Team Atlantic 10 Academic All-Conference Lowe's Senior CLASS Top 30 Candidate ESPN The Magazine Academic All-District IV First Team NSCAA All-East Scholar Team NSCAA Scholar All-America Team OCSCA All-Ohio Second Team ESPN The Magazine Academic All-District IV First Team Atlantic 10 Academic All-Conference NSCAA All-East Scholar Team
Isaac Kissi	
Ben Murray	
Jack Pearson	
Tyler Picard	
Jeff Popella	
Alex Torda	
Tommy Watkins	
2010 Michael Deyhle	ESPN The Magazine Academic All-District IV First Team
Nate Dombrowski	ESPN The Magazine Academic All-District IV First Team Atlantic 10 Academic All-Conference All-Atlantic 10 Second Team All-Atlantic 10 Second Team ESPN The Magazine Academic All-District IV First Team Lowe's Senior CLASS Top 30 Candidate Atlantic 10 Academic All-Conference NSCAA All-East Scholar Team
Jack Pearson	
Tyler Picard	
Tommy Watkins	
2011 Jack Pearson	NSCAA's Mid-Atlantic All-Region Third Team NCAA Division I Ohio Collegiate Soccer Association (OCSA) All-Ohio Team A-10 Second Team All-Conference A-10 All-Rookie Team All-Academic Team
Abe Keller	
Michael Deyhle	
2012 Abe Keller	OCSCA All-Ohio First Team OCSCA All-Academic Team College Sports Madness A-10 First Team OCSCA All-Ohio Second Team OCSCA All-Ohio Second Team Atlantic 10 All-Championship Team College Sports Madness A-10 First Team A-10 All-Rookie Team Top Drawer Soccer Top 100 Freshman
Eddie Jones	
Daniel Berko	
Maik Schoonderwoerd	
Chris Froshauer	A-10 All-Rookie Team Top Drawer Soccer Top 100 Freshman
2013 Abe Keller	A-10 First Team A-10 All-Academic Team Top Drawer Soccer Midseason Top 100 Top Drawer Soccer National Team of the Week College Sports Madness Preseason First Team A-10 Dayton Flyer Classic All-Tournament Team A-10 Second Team A-10 All-Academic Team Senior CLASS Award Nominee Academic All-District 5 MSU Classic All-Tournament Team Second Team Academic All-American A-10 All-Academic Team Academic All-District 5 Dayton Flyer Classic All-Tournament Team
Greg Enstone	
Jonathan Nelson	
John Howe	
Maik Schoonderwoerd	
Amass Amankona	A-10 All-Rookie Team, MSU Classic All-Tournament Team Dayton Flyer Classic All-Tournament Team A-10 All-Rookie Team
Rafael Gamboa	

James Haupt Chris Lenning Kiki Lara Chris Froshauer	A-10 All-Rookie Team Dayton Flyer Classic MVP, All-Tournament Team Mid-Atlantic Region Asst. Coach of the Year College Sports Madness Preseason 2nd Team All-A-10 MSU Classic All-Tournament Team
2014 Amass Amankona	First Team All-Atlantic 10 College Sports Madness First Team All-A10 First Team All-Ohio Second Team All-Midwest Region UAB Classic All-Tournament Team Dayton Classic All-Tournament Team Dayton Presidential Scholar Athlete Award Second Team Academic All-Region First Team Academic All-Ohio Atlantic 10 All-Rookie Team Second Team All-Ohio Third Team All-Midwest Region UAB Classic All-Tournament Team College Sports Madness Second Team All-A-10 Second Team All-Ohio First Team Academic All-Ohio Atlantic 10 All-Academic Team Second Team Academic All-Ohio College Sports Madness Preseason Second Team All-A-10 UAB Classic All-Tournament Team Dayton Classic All-Tournament Team College Sports Madness Atlantic 10 Preseason Freshman of the Year College Sports Madness Atlantic 10 Preseason First Team
Lalas Abubakar	
James Haupt	
Andrew Lightner	
Chris Froshauer	
Brian Richards	
Nick Hagenkord	
Greg Enstone	
2015 Amass Amankona	MAC Hermann Player of the Year Finalist Second Team All-American Senior CLASS First Team Academic All-American NSCAA Scholar All-American First Team All-Midwest Region Senior CLASS Award Top 10 Finalist Top Drawer Second Team Best XI Atlantic 10 Player of the Year Atlantic 10 Midfielder of the Year Atlantic 10 First Team Atlantic 10 Academic All-Conference All-Ohio First Team Academic All-Ohio Atlantic 10 Tournament MVP Atlantic 10 All-Tournament Team Atlantic 10 Preseason First Team First Team All-Midwest Region Atlantic 10 First Team All-Ohio First Team Academic All-Ohio Atlantic 10 Preseason First Team Atlantic 10 Second Team Atlantic 10 All-Tournament Team NSCAA Third Team All-Midwest Region Atlantic 10 First Team Atlantic 10 All-Academic Team Atlantic 10 All-Tournament Team Academic All-Ohio All-Ohio First Team Atlantic 10 Preseason First Team Atlantic 10 Academic All-Conference Atlantic 10 All-Rookie Team Atlantic 10 Preseason All-Rookie Team
Lalas Abubakar	
Kissima Bojang	
James Haupt	
Andrew Lightner	
Kennedy Nwabia	
Maik Schoonderwoerd	NSCAA Third Team All-Midwest Region Atlantic 10 All-Tournament Team
Carlos Sendin	



2016 Lalas Abubakar	NSCAA Scholar All-America First Team All-Midwest Region Atlantic 10 Defender of the Year Atlantic 10 First Team All-Ohio First Team Academic All-Ohio Atlantic 10 Preseason First Team Arthur Ashe Jr. Scholar Award Senior Class Award Finalist A-10 Player of the Week Preseason All-Conference Team
Kennedy Nwabia	Third Team All-Midwest Region First Team All-Conference Second Team All-Ohio
Coletun Long	Academic All-Ohio Academic All-Conference
Rok Taneski	A-10 All-Rookie Team A-10 Rookie of the Week
Federico Barrios	A-10 All-Rookie Team A-10 Rookie of the Week
Daniel Dos Santos Bennett Lehner	Preseason All-Conference Team Preseason All-Conference Team
2017 Rok Taneski	A-10 Midfielder of the Year A-10 First Team First Team All-Ohio All-Midwest Region Two-Time A-10 Player of the Week
Alvaro Navarro	A-10 First Team Second Team All-Ohio Academic All-Ohio
Nick Hagenkord James Haupt	Academic All-Ohio A-10 Second Team Academic All-Ohio Senior CLASS Award Nominee
Jonas Fjeldberg Thor Helgason	A-10 All-Rookie Team A-10 All-Rookie Team A-10 Rookie of the Week
Aidan Bean	A-10 All-Academic
2018 Rok Taneski	USC Scholar All-America Third Team First Team Scholar All-Region Third Team All-Region First Team All-Ohio Academic All-Ohio Preseason All-Conference Team A-10 All-Academic A-10 Second Team
Daniel Dos Santos Federico Barrios	Academic All-Ohio A-10 All-Academic Academic Honorable Mention A-10 Defensive Player of the Week
Elias Harryson	A-10 All-Rookie Team A-10 Rookie of the Week
Aidan Bean	A-10 All-Academic
2019 Jonas Fjeldberg	A-10 Offensive Player of the Year A-10 First Team All-Ohio Second Team All-Region A-10 Player of the Week - 3x
Kingsford Adjei	A-10 Midfielder of the Year A-10 First Team All-Ohio Third Team All-Region
Toluwalase Oladienbo	A-10 Rookie of the Year A-10 Second Team A-10 Rookie of the Week - 3x
Federico Barrios	A-10 First Team Academic All-Ohio Scholar All-Region A-10 Defensive Player of the Week A-10 Preseason All-Conference
Elias Harryson	A-10 Second Team

Andy Sanchez Xavier Zengue	A-10 All-Rookie Team A-10 All-Rookie Team A-10 Defensive Player of the Week
Laurel Aug Rok Taneski	Academic All-Ohio Senior CLASS Award Candidate
2020 Jonas Fjeldberg	A-10 Offensive Player of the Year A-10 First Team First Team All-Region A-10 Player of the Week Senior Class Award Top 30 Candidate
Kingsford Adjei	A-10 Midfielder of the Year A-10 First team Second Team All-Region A-10 Second Team
Toluwalase Oladienbo Elias Harryson Marc Kouadio Dennis Currier	A-10 Second Team A-10 All-Rookie Team A-10 Coach of the Year
2021 Elias Harryson Kingsford Adjei	Academic All-Ohio First Team All-Ohio A-10 First Team All-Conference Senior CLASS Award Top 30 Candidate All-Southeast Region Second Team Second Team All-Ohio
Seth Antwi	
2022 Forster Ajago	First Team All-Ohio A-10 Second Team All-Conference First Team Academic All-Ohio A-10 Player of the Week
Logan Brown	A-10 All-Rookie Team A-10 Player of the Week First Team Academic All-Ohio A-10 Player of the Week Wolstein Classic All-Tournament Team A-10 Second Team All-Conference
Dario Caetano	
Manny Day	
Jaden Jones Riley	
Gabriel Kringsen	A-10 Rookie of the Week
Joseph Melto Quiah	A-10 All-Rookie Team
Andy Sanchez	A-10 Player of the Week Wolstein Classic All-Tournament Team
Casper Svendby	A-10 All-Rookie Team Wolstein Classic All-Tournament Team
Basit Umar	A-10 Rookie of the Year A-10 All-Rookie Team A-10 Second Team All-Conference A-10 Player of the Week First Team All-Ohio Second Team All-Southeast Region Scholar All-American Academic All-District First Team Academic All-Ohio First Team All-Ohio Second Team All-Southeast Region A-10 Second Team All-Conference Wolstein Classic All-Tournament Team
Xavier Zengue	
2023 Logan Brown	Academic All-Ohio Academic All-District A-10 All-Tournament Team
Kenji Mboma Dem	All-Ohio A-10 First Team A-10 Tournament MVP A-10 All-Tournament Team Academic All-Ohio
Manny Day	All-Ohio Academic All-District A-10 All-Tournament Team

Joseph Melto Quiah Hjalti Sigurdsson	A-10 Second Team A-10 All-Rookie A-10 All-Tournament Team TDS Best Freshmen XI Second Team A-10 All-Rookie Team
Miles Bonham	A-10 All-Tournament Team
Dario Caetano	



## MAJOR LEAGUE SOCCER

<b>DENNY CLANTON</b>	CHICAGO FIRE (2004)
<b>CHRIS ROLFE</b>	CHICAGO FIRE (2005-2009,2012-2014), D.C. UNITED (2014)
<b>DASAN ROBINSON</b>	CHICAGO FIRE (2006-2011), TORONTO FC (2011), LA GALAXY (2011)
<b>MARK SCHULTE</b>	COLUMBUS CREW (2005)
<b>MICHAEL NSIEN</b>	LOS ANGELES GALAXY (2005)
<b>AMASS AMANKONA</b>	REAL SALT LAKE (2016)
<b>LALAS ABUBAKAR</b>	COLUMBUS CREW (2017-18), COLORADO RAPIDS (2018-ACTIVE)

## DANISH SUPERLIGA

<b>CHRIS ROLFE</b>	AALBORG BOLDSPILKLUB (2010-2012)
--------------------	----------------------------------

## UNITED SOCCER LEAGUES FIRST DIVISION (A-LEAGUE)

<b>EMMANUEL AYIM</b>	2000 FIRST ROUND (SIXTH OVERALL) SAN DIEGO FLASH CINCINNATI RIVERHAWKS
<b>R.J. KASZUBA</b>	2001 FIRST ROUND (3RD OVERALL) CINCINNATI RIVERHAWKS
<b>OMAR JARUN</b>	2006 FIRST ROUND (SIXTH OVERALL) ATLANTA SILVERHAWKS
<b>ISAAC KISSI</b>	ROCHESTER RHINOS (2010)

## THE MLS SUPERDRAFT

<b>DENNY CLANTON</b>	2004 FOURTH ROUND (38TH OVERALL) CHICAGO FIRE
<b>CHRIS ROLFE</b>	2005 THIRD ROUND (29TH OVERALL) CHICAGO FIRE
<b>DASAN ROBINSON</b>	2006 SUPPLEMENTAL ROUND CHICAGO FIRE
<b>ISAAC KISSI</b>	2010 THIRD ROUND (42ND OVERALL) CLUB DEPORTIVO CHIVAS USA
<b>AMASS AMANKONA</b>	2016 THIRD ROUND (46TH OVERALL) REAL SALT LAKE FC
<b>LALAS ABUBAKAR</b>	2017 FIRST ROUND (5TH OVERALL) COLUMBUS CREW
<b>JONAS FJELDBERG</b>	2021 SECOND ROUND (54TH OVERALL) F.C. CINCINNATI
<b>KINGSFORD ADJEI</b>	2022 SECOND ROUND (56TH OVERALL) NEW YORK CITY FC
<b>XAVIER ZENGUE</b>	2023 FIRST ROUND (27TH OVERALL) COLUMBUS CREW
<b>JADEN JONES-RILEY</b>	2023 THIRD ROUND (73RD OVERALL) PORTLAND TIMBERS
<b>KENJI MBOMA DEM</b>	2024 SECOND ROUND (56TH OVERALL) F.C. CINCINNATI

## UNITED SOCCER LEAGUES FIRST DIVISION ("A-LEAGUE") DRAFT

<b>EMMANUEL AYIM</b>	2000 FIRST ROUND (SIXTH OVERALL) SAN DIEGO FLASH
<b>MARK SCHULTE</b>	2000 TERRITORIAL ROUND CINCINNATI RIVERHAWKS
<b>R.J. KASZUBA</b>	2001 FIRST ROUND (THIRD OVERALL) CINCINNATI RIVERHAWKS
<b>OMAR JARUN</b>	2006 FIRST ROUND (SIXTH OVERALL) ATLANTA SILVERHAWKS
<b>NASL</b>	
<b>BOB ROHRBACH</b>	NEW YORK COSMOS, COLORADO CARIBOUS, DETROIT EXPRESS (1977-79)

