



UNIVERSITY OF DAYTON MEN'S SOCCER RECORD BOOK



UPDATED THROUGH FALL 2021

ALL-TIME ROSTER

Last	First	First Yr	Last Yr	GP	G	A	Pts	Sh	GPG	PPG	GW	Last	First	First Yr	Last Yr	GP	G	A	Pts	Sh	GPG	PPG	GW
Abidor	David	2011	2013	51	0	6	6	24	.00	.11	0	Buchalter	Gus	1959	1963	--	--	--	--	--	--	--	--
Abubakar	Lalas	2014	2016	61	4	4	12	65	.07	.20	0	Burgess	Dean	1982	1984	13	6	2	14	43	.46	1.08	--
Acevedo	Andres	2010	2013	63	9	5	23	58	.14	.37	4	Burgess	Dwight	1982	1982	--	--	--	--	--	--	--	--
Adedokun	Michael	2020	Active	18	1	2	4	21	.06	.22	1	Burns	Brian	1974	1974	--	1	0	2	2	--	--	--
Adelman	Andrew	1981	1981	--	--	--	--	--	--	--	--	Byrd	Chris	1997	1997	0	0	0	0	0	--	--	0
Adjei	Kingsford	2019	2021	36	21	12	54	124	.58	1.50	5	Cadman	Larry	1965	1965	--	--	--	--	--	--	--	--
Agocs	Lou	1965	1965	--	--	--	--	--	--	--	--	Cahill	Mike	1970	1974	--	0	3	3	27	--	--	--
Ajago	Forster	2021	Active	18	6	1	13	31	.33	.72	1	Caldas	Carlos	1986	1987	--	4	2	10	12	--	--	--
Al-Dossary	Essa	1971	1972	--	--	--	--	--	--	--	--	Callahan	Scott	1981	1984	9	0	1	1	3	.00	.11	--
Aldrich	Cory	1993	1994	2	0	1	1	0	.00	.50	0	Callahan	Kevin	1978	1978	--	--	--	--	--	--	--	--
Alfano	Joe	1967	1967	--	--	--	--	--	--	--	--	Camarena	Ricky	2018	2018	5	0	0	0	0	.00	.00	0
Al-Jarwan	Jamel	1986	1987	--	4	1	9	16	--	--	--	Campbell	Richie	2004	2005	22	1	0	2	3	.05	.09	0
Albers	Josh	2006	2008	28	5	3	13	18	.18	.46	1	Campbell	Scott	1981	1984	--	--	--	--	--	--	--	--
Allen	Scott	2004	2004	9	0	0	0	0	.00	.00	0	Carson	Richard	1964	1965	--	--	--	--	--	--	--	--
Allgeier	Jim	1981	1983	--	--	--	--	--	--	--	--	Carter	Joel	2011	2012	3	0	0	0	1	.00	.00	0
Allheily	Bastien	2012	2013	19	1	0	2	12	.05	.11	0	Casale	Anthony	1986	1989	20	14	11	39	97	.70	1.95	--
Almeyda	Luis	1974	1974	--	7	4	18	--	--	--	--	Dan	Dan	1998	2001	66	3	5	11	30	.05	.17	2
Alvarez	Brian	2010	2013	19	0	0	0	0	.00	.00	0	Chamis	Peter	1997	1997	4	0	0	0	0	.00	.00	0
Alvino	Terry	2005	2005	18	6	2	14	45	.33	.78	3	Charleton	Mark	1975	1975	--	--	--	--	--	--	--	--
Amankona	Amass	2013	2015	61	23	18	64	159	.38	1.05	2	Cheney	Bill	1966	1968	--	--	--	--	--	--	--	--
Amankwaah	Alex	2014	2015	33	1	2	6	10	.06	.18	1	Chestnutt	Tom	1991	1993	23	1	1	3	7	.04	.13	0
Americo	Leonard	1964	1965	--	--	--	--	--	--	--	--	Cheney	William	1968	1968	--	--	--	--	--	--	--	--
Anthony	Scott	1989	1991	33	4	1	9	17	.12	.27	2	Chicoine	Josh	1991	1994	58	6	2	14	28	.10	.24	3
Anticoli	Mike	1985	1986	--	4	2	10	46	--	--	--	Chilemena	Peter	2009	2009	19	6	1	13	32	.36	.68	1
Antwi	Seth	2019	Active	39	0	2	2	33	.00	.05	0	Chubb	Dave	2021	Active	13	0	1	1	9	.00	.08	0
Appel	Joe	1998	2001	52	2	5	9	21	.04	.17	0	Cisse	Ousseynou	2021	Active	13	0	1	1	9	.00	.08	0
Arnaldo	Ivan	2017	2020	13	0	0	0	6	.00	.00	0	Clanton	Denny	2000	2003	77	2	6	10	28	.03	.13	0
Arnold	Gary	1968	1970	--	--	--	--	--	--	--	--	Claire	Luis	1957	1957	--	--	--	--	--	--	--	--
Aroza	Rashid	2020	Active	1	0	0	0	0	.00	.00	0	Collier	Brian	1997	1997	43	0	0	0	13	.00	.00	--
Arst	Antti	2003	2006	61	4	7	15	42	.06	.25	1	Collins	Evan	2017	2017	4	0	0	0	0	.00	.00	0
Ashe	Doug	1976	1979	--	--	--	--	--	--	--	--	Colt	Bill	1977	1977	--	--	--	--	--	--	--	--
Astaburaga	Alfredo	1971	1971	--	--	--	--	--	--	--	--	Condell	Oliver	2004	2006	40	33	0	0	0	.00	.00	0
Aug	Laurel	2018	2019	35	5	7	17	35	.14	.49	2	Connell	Michael	1983	1986	--	--	--	--	--	--	--	--
Ayim	Emmanuel	1996	1999	69	28	15	71	207	.41	1.03	8	Conway	Dave	1979	1982	--	--	--	--	--	--	--	--
Baechle	Tim	1992	1995	35	4	1	9	17	.11	.26	--	Conway	Casey	1979	1981	--	--	--	--	--	--	--	--
Baer	Morgan	1971	1971	--	--	--	--	--	--	--	--	Cooke	Dave	1982	1982	--	--	--	--	--	--	--	--
Baker	Luke	2008	2008	15	0	3	3	21	.00	.20	0	Cooper	Patrick	1968	1969	--	--	--	--	--	--	--	--
Baker	Thomas	1964	1964	--	--	--	--	--	--	--	--	Cordova	Arturo	1957	1959	--	--	--	--	--	--	--	--
Balis	Viktor	2010	2010	2	0	0	0	0	.00	.00	0	Craig	Ryan	1994	1994	0	0	0	0	0	--	--	0
Ballantyne	Connor	2014	2015	6	0	0	0	0	.00	.00	0	Crawford	Lee	1998	2001	79	9	18	36	61	.11	.46	1
Balles	Tom	1965	1965	--	--	--	--	--	--	--	--	Crusi	Lusciano	1964	1965	--	--	--	--	--	--	--	--
Balloon*	Scott	2002	2002	--	--	--	--	--	--	--	--	Daley	Michael	1979	1981	--	--	--	--	--	--	--	--
Baniak	Michael J	1976	1976	--	--	--	--	--	--	--	--	Darius	Josh	2020	Active	13	2	1	5	6	.15	.38	0
Baniak	Jon	1978	1980	--	--	--	--	--	--	--	--	Darr	Nate	2002	2005	68	11	10	32	109	.16	.47	5
Barr	Walter	1991	1994	60	2	3	7	14	.03	.12	1	Davidson	Eric	1990	1990	1	0	0	0	0	.00	.00	0
Bath	Mike	1996	1996	33	0	0	0	16	.00	.00	0	Day	Manny	2019	2021	11	1	1	3	8	.09	.27	0
Basil	Kyle	2006	2009	1	0	0	0	0	.00	.00	0	DeCamps	Florian	2006	2008	55	14	9	37	100	.25	.36	0
Bates	Brian	2012	2015	45	0	1	1	13	.00	.02	0	DeCarlo	Mark	1985	1989	84	19	6	42	81	.27	.67	6
Bauer	Ryan	2009	2010	35	1	4	6	33	.03	.17	0	Decker	Steve	1979	1979	--	--	--	--	--	--	--	--
Bean	Aidan	2014	2018	34	2	0	4	29	.06	.12	0	Dee	Thomas	1964	1965	--	--	--	--	--	--	--	--
Beaudet	Peter	1979	1982	--	--	--	--	--	--	--	--	Degler	Jacob	2017	2019	25	4	1	9	18	.16	.36	1
Becerra	Dan	1957	1958	--	--	--	--	--	--	--	--	Dempsey	Eric	2005	2007	0	0	0	0	0	0	0	0
Beckett	Jordan	2010	2012	46	2	1	5	50	.04	.11	1	Dennis	Randy	2006	2009	72	0	5	5	1	0	.07	0
Beehler	Michael	1977	1978	--	--	--	--	--	--	--	--	Derhake	Tom	1999	1999	64	1	6	8	25	.02	.13	0
Benga	Janos	1976	1978	--	--	--	--	--	--	--	--	Deyhle	Michael	2008	2011	36	1	1	3	11	.02	.08	0
Bergan	John	1976	1979	--	--	--	--	--	--	--	--	Diago	Gonzalez	1984	1984	9	0	0	0	1	.00	.00	--
Berko	Daniel	2011	2012	31	10	5	25	62	.32	.81	3	Diaz	Alberto	1957	1957	--	--	--	--	--	--	--	--
Bertrams	James	1980	1985	--	--	--	--	--	--	--	--	DiBello	Tony	2003	2006	36	1	1	3	22	.03	.08	1
Bestic	Dan	1998	2001	33	0	2	2	6	.00	.06	0	Dolan	Patrick	1976	1978	--	--	--	--	--	--	--	--
Bird	Peter	1971	1971	--	--	--	--	--	--	--	--	Dombrowski	Nate	2009	2010	38	0	2	2	10	.00	.05	0
Bischof	Ed	1967	1968	--	--	--	--	--	--	--	--	Donovan	Joe	1973	1976	--	0	0	0	13	--	--	--
Bischof	William	1967	1968	--	--	--	--	--	--	--	--	Dorrier	Richard	1965	1965	--	--	--	--	--	--	--	--
Bishop	Joe	1965	1965	--	--	--	--	--	--	--	--	Dos Santos	Daniel	2016	2019	72	5	3	13	46	.07	.18	0
Black	John	1967	1968	--	--	--	--	--	--	--	--	Downing	Joe	1988	1991	60	4	4	12	86	.07	.20	--
Blackburn	Damion	2002	2005	36	2	9	13	30	.06	.36	0	Downing	Scott	1992	1995	73	6	11	23	90	.08	.32	1
Blanco	Jorge	1958	1958	--	--	--	--	--	--	--	--	Downing	Tom	1968	1970	--	--	--	--	--	--	--	--
Blum	Andy	2002	2002	1	0	0	0	0	.00	.00	0	Drerup	Bernie	1957	1957	--	--	--	--	--	--	--	--
Boas	Mark	1973	1975	--	2	5	9	49	--	--	--	Drusinsky	Cliff	1994	1994	14	0	0	0	12	.00	.00	0
Boerste	Jerry	1980	1980	--	--	--	--	--	--	--	--	Dunlap	Thomas	1967	1969	--	--	--	--	--	--	--	--
Bogdanov	Lubomir	2005	2005	8	4	2	10	19	.50	1.25	2	Duran	Marlon	2010	2010	17	2	2	6	23	.11	.35	2
Bojang	Kissima	2014	2015	39	7	0	14	57	.18	.36	2	Duru	Victor	2010	2013	50	5	2	12	32	.10	.24	2
Boucavalas	John	1989	1992	79	6	12	24	96	.08	.30	--	Dyjak	Richard	1966	1966	--	--	--	--	--	--	--	--
Boyer	Jeff	2005	2005	0	0	0	0	0	.00	.00	0	Ebner	Thomas	1981	1981	--	--	--	--	--	--	--	--
Boyle	Sean	2007	2007	1	0	0	0	0	.00	.00	0	Eddy	Cliff	1972	1972	--	2	0	4	--	--	--	--
Branche	Michael	2018	2018	6	0	0	0	1	.00	.00	0	Eifert	Craig	1988	1988	--	--	--	--	--	--	--	--
Brezovsky	Michael	2014	2017	61	0</																		



Last	First	First Yr	Last Yr	GP	G	A	Pts	Sh	GPG	PPG	GW
Eppich	Al		1963	--	--	--	--	--	--	--	--
Erwaroye	Andrew	1961	1961	--	--	--	--	--	--	--	--
Escobar	Ernesto	1976	1978	--	--	--	--	--	--	--	--
Escobar	Alvaro	1976	1978	--	--	--	--	--	--	--	--
Ezendu	Charles	1966	1967	--	--	--	--	--	--	--	--
Faily	Jesse	2001	2003	29	1	2	4	49	.03	.14	0
Fairweather	Roke	1974	1976	--	0	0	0	3	--	--	--
Falanga	Mike		1963	--	--	--	--	--	--	--	--
Fanatico	Scott	1985	1987	--	2	1	5	12	--	--	--
Farschner	Robert		1979	--	--	--	--	--	--	--	--
Feiner	Jake	2018	2021	65	7	7	21	68	.10	.32	2
Feltham	Glen	1985	1987	--	0	0	0	2	--	--	--
Ferara	M.		1956	--	--	--	--	--	--	--	--
Fernandez	Horatio	1959	1958	--	--	--	--	--	--	--	--
Ferranz	V.		1956	--	--	--	--	--	--	--	--
Ferrara	P.		1956	--	--	--	--	--	--	--	--
Ferreira	Ron		1971	--	--	--	--	--	--	--	--
Fioriti	Greg	1984	1987	--	2	0	4	12	--	--	--
Fischer	Wade	1998	2001	77	12	11	35	49	.16	.46	4
Fitzgerald	Tom	1991	1994	50	8	3	19	27	.16	.38	3
Fitzgerald	Bob	1989	1992	--	--	--	--	--	--	--	--
Fjeldberg	Jonas	2017	2020	61	22	21	65	180	.36	1.1	9
Flinn	Donald	1976	1978	--	--	--	--	--	--	--	--
Flood	John	1976	1979	--	--	--	--	--	--	--	--
Flowers	Anthony	2015	2017	--	--	--	--	--	--	--	--
Fogg	Tom			--	--	--	--	--	--	--	--
Forschner	Robert	1976	1977	--	--	--	--	--	--	--	--
Forsee	Pete	1985	1988	--	2	0	4	9	--	--	--
Forsheim	Rob	1981	1984	13	0	0	0	12	.00	.00	--
Forward	Joe		1999	56	1	2	4	27	.02	.07	1
Fragassi	Cameron	2015	2015	--	--	--	--	--	--	--	--
Francis	Anthony		1989	--	--	--	--	--	--	--	--
Frasca	Michael	2013	2016	65	7	11	27	72	.11	.42	3
Frenz	Alex	2008	2008	6	0	1	1	2	0	.16	0
Friday	Bill	1990	1993	62	9	7	25	53	.15	.40	3
Fuchs	Roger	1964	1968	--	--	--	--	--	--	--	--
Fuschetto	Rocco	1967	1970	--	--	--	--	--	--	--	--
Fuschetto	Jerry		1970	--	--	--	--	--	--	--	--
Gabettie	George		1977	--	--	--	--	--	--	--	--
Gachot	Charles	1974	1976	--	--	--	--	--	--	--	--
Gambo	Rafael	2013	2016	62	4	13	21	48	.07	.34	1
Garvey	Wayne	1976	1979	--	--	--	--	--	--	--	--
Gasque	Alonse	1957	1957	--	--	--	--	--	--	--	--
Gaspar	Lance	2014	2017	28	0	1	1	4	.00	.04	0
Gearhart	Jeff	2001	2001	1	0	0	0	0	.00	.00	0
George	George			35	3	6	12	39	.09	.34	1
Gerdeman	Andy	1989	1992	21	0	1	1	6	.00	.05	0
Gerker	Jim	1971	1973	--	8	15	31	101	--	--	--
Gerker	Daniel	1979	1981	--	--	--	--	--	--	--	--
Gill	Michael	1985	1988	--	--	--	--	--	--	--	--
Giraudi	Franco	1957	1958	20	23	--	--	--	1.15	--	--
Giuliano	Peter			--	--	--	--	--	--	--	--
Glennon	Jack	1972	1972	--	4	1	9	--	--	--	--
Glisson	Bryce	2019	2021	13	0	3	3	7	.00	.23	0
Gomez	Dave		1963	--	--	--	--	--	--	--	--
Gonzalez	Vycko	1994	1994	4	0	0	0	0	.00	.00	0
Graham	Bruce	1985	1988	--	10	10	30	63	--	--	--
Graham	Jim	2000	2003	24	1	0	2	6	.04	.08	0
Graham	Thomas	1985	1988	--	--	--	--	--	--	--	--
Grauert	Sandy	1968	1971	--	--	--	--	--	--	--	--
Grenig	Russell	1974	1974	--	--	--	--	--	--	--	--
Groves	Matthew		1996	16	0	1	1	6	.00	.06	0
Grubb	William	1964	1965	--	--	--	--	--	--	--	--
Gueye	Pape	2021	2021	17	0	0	0	8	.00	.00	0
Gugerty	Tim	1992	1994	24	0	2	2	8	.00	.08	0
Guilliano	Peter	1974	1974	--	0	0	0	1	--	--	--
Gummer	Todd	1989	1992	57	2	3	7	32	.04	.12	0
Hack	Leonard	1984	1984	4	0	0	0	2	.00	.00	--
Hacker	John	1973	1974	--	0	0	0	2	--	--	--
Hafner	Jim	1989	1992	52	14	11	39	100	.27	.75	6
Hagenkord	Nick	2014	2017	46	7	4	18	62	.15	.39	0
Hahn	Steve		1980	--	--	--	--	--	--	--	--
Hall	Joe	2000	2003	40	2	2	6	29	.05	.15	1
Hall	Mike		1972	--	--	--	--	--	--	--	--
Hall	Richard		1971	--	--	--	--	--	--	--	--
Handbury	Ryan	2006	2009	78	2	11	15	35	.03	.14	1
Hanley Jr.	Michael	2006	2006	0	0	0	0	0	.00	.00	0
Harawa	Bernard	1964	1965	--	--	--	--	--	--	--	--
Harder	Chris	1997	2000	69	1	1	3	9	.01	.04	--
Harr	Tommy	2013	2016	39	1	5	7	44	.03	.18	0
Harryson	Elias	2018	2021	67	5	3	13	47	.07	.19	3
Hart	David	1984	1984	10	0	0	0	1	.00	.00	--
Hartman	Ryan	2006	2009	24	2	1	5	13	.08	.21	0
Hartweck	Dennis	1969	1972	--	1	2	4	--	--	--	--

Last	First	First Yr	Last Yr	GP	G	A	Pts	Sh	GPG	PPG	GW
Hartman	Ryan	2006	2009	24	2	1	5	13	.08	.21	0
Hartweck	Dennis	1969	1972	--	1	2	4	--	--	--	--
Hartwig	Dan	2000	2005	44	0	4	4	10	.00	.09	0
Hastings	Paul	1984	1984	12	0	1	1	3	.00	.08	--
Haupt	James	2013	2017	77	19	12	50	117	.25	.65	8
Hecht	Bob	1973	1973	--	--	--	--	--	--	--	--
Hefley	Ryan	2005	2006	21	0	1	1	7	.00	.05	0
Hehemann	Bryan	1973	1977	--	0	1	1	2	--	--	--
Heinert	Gustavo	1986	1988	--	0	0	0	3	--	--	--
Helgason	Thor	2017	2017	17	8	1	17	33	.47	1.00	3
Hengneck	P.		1956	--	--	--	--	--	--	--	--
Herkert	Noah	2018	2018	9	0	0	0	0	.00	.00	0
Hernandez	J.		1956	--	--	--	--	--	--	--	--
Hernandez	Fred		1957	--	--	--	--	--	--	--	--
Hess	Jack	1964	1965	--	--	--	--	--	--	--	--
Heuth	Mark	1973	1973	--	0	0	0	1	--	--	--
Hidalgo	Ed	1961	1962	--	10	--	--	--	--	--	--
Hidalgo	Jacques	1979	1980	--	--	--	--	--	--	--	--
Hinshaw	Scott	2000	2002	25	0	4	4	7	.00	.16	0
Hodgkinson	Charles	1972	1972	--	--	--	--	--	--	--	--
Hogan	David	1980	1983	--	--	--	--	--	--	--	--
Hogan	Tim	1979	1981	--	--	--	--	--	--	--	--
Horas	Rick	1977	1977	--	--	--	--	--	--	--	--
Houser	Mike		1970	--	--	--	--	--	--	--	--
Howe	John	2010	2013	57	1	3	5	28	.02	.09	0
Huerttas	Homero		1971	--	--	--	--	--	--	--	--
Hueth	Mark		1973	--	--	--	--	--	--	--	--
Huff	Mike	2004	2005	2	0	0	0	0	.00	.00	0
Hutchins	Matt	1997	2001	21	0	3	3	0	.00	.14	0
Igah	Frank		1972	--	--	--	--	--	--	--	--
Igel	Nick	1990	1993	70	25	17	67	181	.36	.96	5
Imbrogno	Tyler	2004	2007	51	6	7	19	61	.12	.37	1
Isemane	Sunday	2000	2002	59	24	9	57	131	.41	.97	13
Jamieson	Jason	1987	1990	--	1	0	2	30	--	--	--
Jarun	Omar	2004	2005	39	19	9	47	121	.49	1.21	5
Jarzynka	Jim		1965	--	--	--	--	--	--	--	--
Jenkins	Leon	1973	1975	--	6	1	13	55	--	--	--
Jenkins	Francis		1979	--	--	--	--	--	--	--	--
Jewsikow	Mark	1986	1989	--	0	7	7	53	--	--	0
Jituboh	Wariebi	2017	2020	38	2	1	5	11	.05	.13	1
Johnson	Chad	1991	1991	3	0	0	0	1	.00	.00	0
Johnson	John	1984	1984	--	--	--	--	--	--	--	--
Jones	Eddie	2012	2013	30	6	10	22	62	.20	.73	0
Jones-Riley	Jaden	2019	Active	34	3	4	10	18	.08	.29	0
Joseph	Keaton	2016	2017	7	0	0	0	2	.00	.00	0
Jung	William		1964	--	--	--	--	--	--	--	--
Kalinowski	Stephen		1980	--	--	--	--	--	--	--	--
Kanguatjivi	Ewald		1965	--	--	--	--	--	--	--	--
Kanyane	Geni	2020	Active	24	1	2	4	16	.04	.16	0
Karch	J.		1956	--	--	--	--	--	--	--	--
Karlsson	Henrik	2009	2010	6	0	0	0	0	.00	.00	.00
Karopczyc	Walter	1965	1965	--	--	--	--	--	--	--	--
Kaselonis	Thomas		1976	--	--	--	--	--	--	--	--
Kassin	Ed		1962	--	--	--	--	--	--	--	--
Kaszuba	R.J.	1997	2000	79	43	15	101	211	.54	1.28	13
Kavanaugh	Zach	2014	2017	--	--	--	--	--	--	--	--
Kebonnetse	Aubrey	2010	2011	12	0	2	2	10	.00	.17	0
Keckan	Karl		1963	--	--	--	--	--	--	--	--
Keene	Anthony	2013	2015	23	2	3	7	12	.09	.30	0
Keller	Abe	2011	2013	55	18	21	57	209	.33	1.04	5
Kelley	Conner	2020	Active	22	0	0	0	4	.00	.00	0
Kinsella	Colin	1979	1982	--	--	--	--	--	--	--	--
Kissi	Isaac	2007	2009	52	15	6	36	93	.29	.69	3
Kitts	Greg		1974	--	--	--	--	--	--	--	--
Kluba	Dennis	2018	2018	1	0	0	0	0	.00	.00	0
Knecht	Cooper	2021	Active	8	0						

ALL-TIME ROSTER

Last	First	First Yr	Last Yr	GP	G	A	Pts	Sh	GPG	PPG	GW	Last	First	First Yr	Last Yr	GP	G	A	Pts	Sh	GPG	PPG	GW
Layrisse	Tomas	2006	2006	1	0	0	0	0	.00	.00	0	Nino	Dillon	2014	2017	70	1	3	5	14	.01	.07	0
Leary	Mike		1996	12	0	2	2	4	.00	.17	0	Nosse	Richard	1967	1968	--	--	--	--	--	--	--	--
Leba	Ben	2017	2017	17	0	2	2	10	.00	.12	0	Nsien	Michael	1999	2002	73	9	4	22	59	.12	.30	2
Lee	Ray	1973	1974	--	--	--	--	--	--	--	--	Ntsin	Dennis	2019	2019	17	0	3	3	5	.00	.18	0
Lehner	Bennett	2016	2016	16	2	0	4	15	.13	.25	1	Nwabia	Kennedy	2015	2017	36	8	2	18	60	.22	.50	2
Leising	Larry		1971	--	--	--	--	--	--	--	--	O'Rourke	Steve			--	--	--	--	--	--	--	
Lemmens	Fred	1967	1968	--	--	--	--	--	--	--	--	Obiaya	Pat	1966	1967	19	35	--	70+	--	1.84	--	--
Lemoine	John		1995	0	0	0	0	0	--	--	0	Ochoa	Edward		1962	--	--	--	--	--	--	--	--
Lenning	Chris	2012	2013	37	2	0	4	15	.05	.11	1	Odgaard	Max	2011	2011	15	0	0	0	6	.00	.00	0
Lensing	Bill	1982	1982	--	--	--	--	--	--	--	--	Toluwalase	2019	2021	30	11	4	26	73	.37	.87	2	
Leonhard	Brandon	2010	2010	--	--	--	--	--	--	--	--	Olesa	Scott	1988	1988	--	--	--	--	--	--	--	--
Leonhard	Charles	2010	2010	11	1	1	3	6	.09	.27	1	Olorunfemi	Victor	2019	2019	10	0	1	1	0	.00	.10	0
Lianes	David	2016	2019	55	0	8	8	26	.00	.15	0	Olwig	Joe	2005	2008	63	13	4	30	55	.20	.47	2
Lightner	Andrew	2013	2015	44	0	4	4	6	.00	.09	0	O'Neill	Pete	1987	1989	39	11	4	26	37	.28	.67	--
Lindemann	Caleb	2005	2006	27	7	1	15	47	.26	.55	2	Osborn	Don		1958	--	--	--	--	--	--	--	--
Loftus	David	1967	1968	--	--	--	--	--	--	--	--	Osthoff	Robert	1969	1972	33	32	2+	66+	--	.97	--	--
Long	Coletun	2015	2016	35	1	3	5	11	.03	.14	0	O'Toole	Brady	1988	1991	64	32	16	80	160	.50	1.25	--
Long	Gary	2006	2007	31	2	3	7	11	.06	.22	1	Paluch	Peter		1964	--	--	--	--	--	--	--	--
Loughner	Clint	2003	2004	7	0	1	1	4	.00	.14	0	Pantuzzi	Silvano	1958	1960	--	--	--	--	--	--	--	--
Lyn	Ryan	2011	2014	23	1	1	3	14	.04	.13	0	Papariello	Chris	1982	1983	--	--	--	--	--	--	--	--
Maas	Henry	1964	1965	--	--	--	--	--	--	--	--	Papash	Terry	1964	1965	--	--	--	--	--	--	--	--
MacArthur	John	1981	1984	13	1	0	2	16	.08	.15	--	Parsakian	Albert		1958	--	--	--	--	--	--	--	--
Maloney	Rob	1983	1983	--	--	--	--	--	--	--	--	Patterson	Tim		1998	42	1	2	4	10	.02	.10	1
Maly	Bob		1998	0	0	0	0	0	--	--	0	Patterson	Michael	1982	1985	--	--	--	--	--	--	--	--
Mar	Jack	1973	1974	--	1	0	2	13	--	--	--	Paulus	Josh	2005	2006	2	0	0	0	0	.00	.00	0
March	Daniel	2007	2008	13	1	0	2	5	.08	.15	0	Pavlak	Patrick	1968	1968	--	--	--	--	--	--	--	--
Marchino	Trey	2017	2019	24	3	1	7	13	.13	.29	1	Pearson	Jack	2008	2011	75	10	7	27	54	.13	.72	7
Martinez	R.		1956	--	--	--	--	--	--	--	--	Pere	Ilhan	1973	1973	--	4	0	8	29	--	--	--
Massoud	Eric	1983	1983	--	--	--	--	--	--	--	--	Perry	Louis	2016	2016	2	0	0	0	0	.00	.00	0
Massoud	Romeo	1982	1985	--	0	0	0	2	--	--	--	Peterson	Douglas	1985	1988	--	--	--	--	--	--	--	--
Maurer, III	Gene	1977	1980	--	--	--	--	--	--	--	--	Peterson	Ryan	2011	2014	41	8	3	19	34	.24	.46	5
Mays	Mark	1973	1973	--	0	0	0	1	--	--	--	Petrov	Steven	2011	2011	--	--	--	--	--	--	--	--
McBee	Charles	1965	1965	--	--	--	--	--	--	--	--	Pett	Jerold	1976	1978	--	--	--	--	--	--	--	--
McClimens	Mike	1968	1968	--	--	--	--	--	--	--	--	Phillips	Mark	1990	1994	71	17	17	51	102	.24	.72	1
McCreary	Evan	2009	2012	63	12	14	38	123	.19	.60	0	Philpott	Robert	1976	1978	--	--	--	--	--	--	--	--
McEntee	Pat		1974	--	3	1	7	33	--	--	--	Phipps	Jonny	2009	2011	4	0	0	0	1	.00	.00	0
McGhan-George	Kyran	2017	2017	12	0	2	2	1	.00	.17	0	Picton	Julie	2010	2010	1	0	0	0	0	.00	.00	0
McKenna	Terry	1973	1975	--	0	0	0	2	--	--	0	Pierce	Bob	1967	1968	--	--	--	--	--	--	--	--
McKenney	Devin	2004	2005	34	0	1	1	4	.00	.03	0	Pizzini	Richard	1984	1984	6	0	0	0	1	.00	.00	--
McNamee	Robert	1967	1971	--	--	--	--	--	--	--	--	Plunkett	Rob	1991	1994	50	9	8	26	85	.18	.52	5
McNelis	Blake	2014	2017	3	0	0	0	0	.00	.00	0	Polito	Patrick	2006	2006	16	1	0	2	28	.06	.13	0
Mendizabal	Carlos	1957	1958	--	--	--	--	--	--	--	--	Ponce	Jose	1956	1957	12	13	--	--	--	1.08	--	--
Mendizabal	Jorge	1958	1959	--	--	--	--	--	--	--	--	Ponce	Fernando	1957	1957	--	--	--	--	--	--	--	--
Menendez	George	1958	1958	--	--	--	--	--	--	--	--	Popella	Jeff	2006	2009	61	16	5	37	105	.26	.61	6
Mensah	Isaac	2018	2019	21	0	0	0	8	.00	.00	0	PoPorto	Christian	2000	2003	68	10	8	28	149	.15	.41	3
Merritt	Bill	1967	1968	--	--	--	--	--	--	--	--	Popp	Jeff	1983	1983	--	--	--	--	--	--	--	--
Mess	Mark	1991	1992	12	0	1	1	3	.00	.08	0	Puchyr	T.J.	1994	1994	0	0	0	0	0	--	--	0
Michel	Steve	1988	1990	59	12	2	26	58	.20	.44	--	Pugliesi	Ben	1989	1990	19	2	5	9	9	.11	.47	0
Middleton	Joe		1979	--	--	--	--	--	--	--	--	Randolph	Joseph	1984	1988	--	--	--	--	--	--	--	--
Miller	Jason	1989	1989	5	0	0	0	0	.00	.00	--	Randquist	Brennen	2002	2005	68	1	2	4	19	.02	.06	0
Minadeo	Bill	1985	1985	--	--	--	--	--	--	--	--	Ranon	Don		1972	--	--	--	--	--	--	--	--
Miorin	Max	2011	2011	5	0	0	0	0	.00	.00	0	Raymond	Charles	1959	1959	--	--	--	--	--	--	--	--
Miric	Milan	2020	Active	11	0	0	0	4	.00	.00	0	Reidman	Elijah	2015	2015	--	--	--	--	--	--	--	--
Mitchell	Brian	1989	1990	2	0	0	0	0	.00	.00	--	Reinhard	Keith	1983	1984	14	2	4	8	21	.14	.57	--
Moler	Chris	1998	2001	36	1	0	2	15	.03	.06	0	Renner	Greg	1972	1972	--	1	0	2	--	--	--	--
Moon	John	1967	1968	--	--	--	--	--	--	--	--	Renner	Sonny	2007	2009	56	1	12	14	21	.02	.25	1
Moore	Brandon	2014	2015	1	0	0	0	0	.00	.00	0	Reynaert	Tim	1995	1995	9	0	0	0	3	.00	.00	0
Moore	Louis	1984	1984	10	0	0	0	3	.00	.00	--	Reynaert	Mike	1993	1996	35	2	0	4	22	.06	.11	1
Moore	Jeffrey	1982	1985	--	--	--	--	--	--	--	--	Ricciuto	Tony		1977	--	--	--	--	--	--	--	--
Moore	Verne		1985	--	--	--	--	--	--	--	--	Richards	Brian	2013	2014	19	8	1	17	31	.26	.90	2
Moorhead	Dan	1992	1995	48	2	1	5	7	.04	.10	0	Richarson	Bob	1969	1971	--	--	--	--	--	--	--	--
Morales	Michael	1999	2002	8	1	1	3	3	.13	.38	0	Rinaldi	Michael	1982	1987	13	0	0	0	8	.00	.00	--
Morgan	Douglas	1966	1970	--	--	--	--	--	--	--	--	Rizo-Patron	Al	1967	1968	--	--	--	--	--	--	--	--
Muhlenkamp	Greg	1987	1990	--	1	3	5	25	--	--	--	Robie	Pat	1985	1988	--	2	5	9	21	--	--	--
Mulligan	Ian	2001	2006	60	0	0	0	10	.00	.00	0	Robinson	Dasan	2002	2005	68	6	13	25	67	.09	.37	0
Mullings	Joseph	1980	1983	--	--	--	--	--	--	--	--	Rockey	Shawn	1997	2001	20	2	3	7	16	.10	.35	1
Mulvaney	James		1957	--	--	--	--	--	--	--	--	Roettker	Rick		1998	68	10	3	23	58	.15	.34	2
Mummert	Tom	1969	1972	--	--	--	--	--	--	--	--	Rohrbach	Bob	1973	1976	61	69	14	152	172	1.13	2.49	--
Munn	Doug	1968	1968	--	--	--	--	--	--	--	--	Rojas-Nunez	Ricardo	1976	1978	--	--	--	--	--	--	--	--
Munn	Dave	1970	1973	--	--	--	--	--	--	--	--	Rolfe	Chris	2001	2004	62	31	25	87	158	.50	1.40	8
Murphy	Brian	1964	1965	--	--	--	--	--	--	--	--	Rooney	Scott	1993	1997	60	8	10	26	69	.13	.43	1
Murray	Ben	2006	2009	71	3	7	13	43	.04	.18	2	Rose	Karl	1980	1983	--	--	--	--	--	--	--	--
Muundjua	Festus	1965	1965	--	--	--	--	--	--	--	--	Ross	Tim	1991	1993	46	0	4	4	11	.00	.09	0
Nanchoff	George	2002	2005	62	5	15	25	70	.08	.40	1	Rossi	Luis		1958	--	--	--	--	--	--	--	--
Navarro	Alvaro	2016	2017	35	12	7	23	58	.34	.66	4	Ruddolph	Kevin	1992	1995	74	6	7	19	76	.08	.26	3
Nelson	Erik	1998	2001	74	2	15	19	82	.03	.26	4	Ruffolo	Mike			--	--	--	--	--	--	--	--
Nelson	Jerry	1977																					



Last	First	First Yr	Last Yr	GP	G	A	Pts	Sh	GPG	PPG	GW	Last	First	First Yr	Last Yr	GP	G	A	Pts	Sh	GPG	PPG	GW
Sands	Richard	1984	1984	13	1	1	3	10	.08	.23	--	Welsh	Art	1977	1985	--	--	--	--	--	--	--	--
Sanson	Thomas	1967	1967	--	--	--	--	--	--	--	--	Welsh	John	2005	2005	17	5	1	11	27	.29	.65	2
Schaeper	Mark	1991	1993	41	0	1	1	10	.00	.02	0	Wetmore	Dave	1979	1980	--	--	--	--	--	--	--	--
Schaeper	Scott	1991	1994	75	10	15	35	67	.13	.47	1	Whelan	Pete	1987	1990	--	0	0	0	1	--	--	--
Scharpf	Dan	1985	1985	--	--	--	--	--	--	--	--	Wiedemer	George	1964	1965	--	--	--	--	--	--	--	--
Scharpf	Matt	1998	1991	56	7	7	21	72	.13	.38	2	Wiedemer	Mark	1973	1975	--	0	0	0	4	--	--	0
Scheffler	Jeremy	1998	1998	53	5	7	17	25	.09	.32	1	Williams	Matt	1994	1997	74	29	8	66	115	.39	.89	3
Scheidler	Earl	1956	1956	--	--	--	--	--	--	--	--	Winkler	Robert	1967	1970	--	--	--	--	--	--	--	--
Scheidler	Joseph	1980	1983	--	--	--	--	--	--	--	--	Winrich	Alex	2010	2011	18	1	0	2	9	.09	.18	0
Scheidler	Stanley	1981	1985	--	--	--	--	--	--	--	--	Wirtz	Patrick	1997	2000	74	15	11	41	118	.20	.55	0
Schildknecht	Gene	1964	1964	--	--	--	--	--	--	--	--	Wisbey	Nathan	2015	2015	--	--	--	--	--	--	--	--
Schmalz	Fred	1990	1993	27	1	1	3	11	.04	.11	1	Wisniewski	Derek	1996	1999	3	0	0	0	0	.00	.00	0
Schmidt	Paul	1973	1974	--	0	0	0	22	--	--	0	Woeste	Jim	1986	1987	--	0	0	0	6	--	--	--
Schoen	George	1964	1965	--	--	--	--	--	--	--	--	Wong	Tom	1976	1978	--	--	--	--	--	--	--	--
Schoonderwoerd	Maik	2012	2015	79	19	14	52	126	.24	.66	4	Woods	John	1993	1995	45	1	2	4	13	.02	.09	0
Schuermann	Matthew	1980	1983	--	--	--	--	--	--	--	--	Woods	Tom	1985	1988	--	5	7	17	40	--	--	--
Schulte	Mike	1990	1992	28	1	0	2	8	.04	.07	0	Woody	Kevin	1979	1981	--	--	--	--	--	--	--	--
Schulte	Mark	1996	1999	64	4	7	15	81	.06	.23	2	Wostl	Herm	1965	1965	--	--	--	--	--	--	--	--
Sendelbach	Mark	1981	1984	--	--	--	--	--	--	--	--	Yao	Romeo	2021	Active	7	0	0	0	3	.00	.00	0
Sendin	Carlos	2015	2015	23	5	2	12	30	.22	.52	2	Yavuz	Esat	1973	1973	--	--	--	--	--	--	--	--
Seubert	Eric	1985	1985	--	--	--	--	--	--	--	--	Yeung	Al	1961	1963	9	11	--	--	--	1.22	--	--
Shadoan	Jerry	1985	1985	--	--	--	--	--	--	--	--	Young	Ad.	1963	1963	--	--	--	--	--	--	--	--
Sherman	Badir	2010	2010	12	0	0	0	7	.00	.00	0	Young	Lucas	2008	2008	6	1	0	2	4	.17	.33	0
Siebern	John	1968	1971	--	--	--	--	--	--	--	--	Zaluski	Joe	1971	1971	--	--	--	--	--	--	--	--
Siefert	Chuck	1972	1972	--	--	--	--	--	--	--	--	Zapryanov	Simeon	2006	2008	46	2	7	11	25	.04	.24	0
Sinclair	Michael	1964	1966	--	--	--	--	--	--	--	--	Zengue	Xavier	2019	Active	40	0	7	7	13	.00	.18	0
Skivington	George	1964	1964	--	--	--	--	--	--	--	--	Zompone	Richard	1976	1977	--	--	--	--	--	--	--	--
Smola	Ted	1987	1989	--	1	2	4	8	--	--	0	Zugel	John	1995	1995	4	0	1	1	1	.00	.25	0
Smyth	Auston	2011	2011	18	2	0	4	17	.11	.22	1	Zurbuchan	Chuck	1961	1968	--	--	--	--	--	--	--	--
Sobey	John	2009	2011	6	0	0	0	1	.00	.00	0	Goalkeepers											
Sossa	Alex	1969	1968	--	--	--	--	--	--	--	--	<u>Last</u>	<u>First</u>	<u>First Yr</u>	<u>Last Yr</u>	<u>GP</u>	<u>GA</u>	<u>GAA</u>	<u>SV</u>	<u>Sv%ShO</u>	<u>W-L-T</u>		
Spallino	Chuck	1971	1971	--	--	--	--	--	--	--	--	Aufmuth	Ray	1962	1962	--	--	--	--	--	--	--	
Spencer	Daniel	2014	2014	14	1	1	3	4	.25	.21	0	Barrios	Federico	2016	2019	66	63	0.96	216	.779	17	24-19-9	
Stebbins	Tye	2001	2004	78	16	16	48	117	.21	.62	3	Burt	Ken	1986	1986	--	--	--	--	--	--	--	
Stieger	Kurt	1980	1980	--	--	--	--	--	--	--	--	Caltabiano	Scott	2006	2007	--	--	--	--	--	--	--	
Striebel	David	1976	1977	--	--	--	--	--	--	--	--	Coron	Mark	1973	1975	10	14	1.40	76	.470	--	--	
Strunk	Shane	2015	2017	8	0	0	0	2	.00	.00	0	Daugherty	Jim	1991	1991	17	34	2.16	83	.709	2	0-0-0	
Sulich	Nick	2002	2004	6	0	0	0	1	.00	.00	0	Davis	Alex	2005	2008	6	6	1.16	26	.812	1	2-2-1	
Sulick	Dennis	1964	1966	--	--	--	--	--	--	--	--	Dearlove	John	1989	1989	--	--	--	--	--	--	--	
Sullivan	Robert	1973	1974	--	--	--	--	--	--	--	--	DeRubertis	Mike	1976	1976	6	8	1.33	59	.889	--	--	
Sullivan	Walter	1979	1979	--	--	--	--	--	--	--	--	Fisher	Joe	1990	1990	15	26	1.82	69	.726	1	--	
Suzuki	Jeff	2000	2003	60	2	7	11	38	.03	.18	1	Fitzgerald	Bob	1989	1992	12	20	2.02	52	.722	1	--	
Swalita	Ntezey	2021	Active	15	1	0	2	3	.07	.13	0	Froschauer	Chris	2012	2014	56	57	0.97	222	.796	19	32-14-10	
Swanbeck	Tyler	2020	Active	16	0	0	0	3	.00	.00	0	Gerrigan	Dave	1995	1995	1	0	0	0	.000	0	--	
Swanson	Aaron	2004	2006	30	2	4	8	18	.07	.27	1	Gibbens	Zac	2006	2007	26	26	0.99	84	.764	7	11-9-4	
Taneski	Rok	2016	2019	63	17	17	51	202	.27	.81	6	Handy	Matt	2003	2003	12	10	0.79	52	.839	6	7-3-2	
Tawah	Joey	2020	2021	16	0	0	0	1	.00	.00	0	Hansen	Oliver	2015	2016	8	9	1.13	21	.739	0	5-2-1	
Teeter	Kane	1995	1995	16	1	3	5	7	.06	.31	0	Hutchins	Matt	1997	2001	36	48	1.35	101	.678	6	22-11-2	
Tenende	Mpoki	2002	2004	54	8	5	21	63	.15	.39	2	Johnson	John	1982	1985	2	4	2	9	.692	--	--	
Tenoff	Godfrey	1996	1999	70	15	13	43	96	.21	.61	4	Kennedy	John	1980	1983	--	--	--	--	--	--	--	
Tetirick	Chad	2004	2004	1	0	0	0	0	.00	.00	0	Kouadio	Marc	2020	2021	27	45	1.76	115	.719	4	10-13-4	
Theobald	John	1986	1989	--	0	3	3	20	--	--	--	Krempec	Jeff	1996	2000	30	38	1.32	127	.770	7	14-9-4	
Thomas	Dan	2000	2003	52	0	0	0	5	.00	.00	0	Kurdziel	Jason	1998	2003	22	28	3.39	83	.252	7	14-8-0	
Thomas	Casey	1974	1974	--	--	--	--	--	--	--	--	Ladislav	Steve	2002	2005	25	38	1.60	83	.686	4	8-12-3	
Thompson	Michael	1966	1969	--	--	--	--	--	--	--	--	Lehmann	Joe	1992	1995	70	122	1.72	421	.775	12	--	
Tobin	Jim	1973	1973	--	--	--	--	--	--	--	--	Marshall	Dave	1984	1984	4	4	1.36	18	.818	0	--	
Torda	Alex	2006	2009	73	24	11	59	135	.33	.81	2	McCarthy	Tim	1995	1998	61	100	1.63	286	.741	8	30-25-2	
Tovar	Ali	1957	1957	--	--	--	--	--	--	--	--	Mechler	David	1972	1974	16	18	1.13	137	.522	--	--	
Tracanna	Steve	1968	1968	--	--	--	--	--	--	--	--	Morgan	Montrell	2010	2010	--	--	--	--	--	--	--	
Troop	Matt	2004	2004	15	0	1	1	0	.00	.07	0	Najeway	Chris	2011	2011	3	4	1.71	6	.600	0	0-2-0	
Tuiach	Fabio	1973	1977	--	0	0	0	7	--	--	--	Ness	Daniel	1985	1988	--	--	--	--	--	--	--	
Turpin	Robert	1999	1999	13	1	1	3	14	.08	.23	0	O'Loane	Keith	1986	1989	--	17	--	52	--	--	--	
Umana	Rafael	1958	1959	--	--	--	--	--	--	--	--	Picard	Tyler	2008	2011	48	46	0.93	195	.809	21	29-14-5	
Urteaga	Anibal	1958	1959	29	16	--	--	--	.55	--	--	Robertson	Greg	2004	2005	0	0	0.00	0	.000	0	0-0-0	
Van Ost	John	1974	1977	--	--	--	--	--	--	--	--	Saliba	Justin	2013	2017	31	37	1.28	81	.686	7	14-8-4	
Viamille	Courtney	1994	1994	3	0	0	0	2	.00	.00	0	Scalia	Toni	1958	1961	--	--	--	--	--	--	--	
VillaFort	Guillermo	1969	1968	--	--	--	--	--	--	--	--	Steele	Jack	2018	2020	3	5	1.67	14	.762	0	1-1-0	
Vitale	Edward	1967	1967	--	--	--	--	--	--	--	--	Storm	Alec	2010	2011	17	28	1.63	81	.743	4	5-11-1	
Volker	Agustin	2018	2018	15	1	0	2	24	.07	.13	0	Tarkany	Nick	2004	2006	24	22	0.94	100	.819	6	11-6-5	
von Fahnestock	Rupert	1984	1984	13	0	0	0	10	.00	.00	--	Tobin	Jim	1973	1973	2	1	.50	4	.571	1	--	
von Fahnestock	Torn	1979	1981	19	11	4	26	--	.58	1.37	--	Troop	Matt	2004	2004	14	17	1.36	40	.702	2	9-3-0	
Vonderbrinck	Joe	1979	1981	--	--	--	--	--	--	--	--	Turano	Aaron	1992	1995	10	0	0	0	.000	--	0-0-0	
Vonderbrinck	Phil	1979	1979	--	--	--	--	--	--	--	--	Vaudrey	Kris	1991	1991	8	11	1.39	31	.738	1	--	
Vonfahnestock	Tom	1979	1979	--	--	--	--	--	--	--	--	Victores	Rodolfo	2011	2011	--	--	--	--	--	--	--	
Vurpillat	Jim	1983	1986	--	--	--	--	--	--	--	--	Zawaski	David	1975	1977	14	13	1.07	114	.790	--	--	

ALL-TIME RESULTS

1956

Coach: Pat Smith
Record: 2-3-0

Earlham	L, 1-2
Ohio State	L, 2-6
Ohio Wesleyan	W, 3-2
Denison	L, 2-4
Ohio University	W, 2-1

1957

Coach: Pat Smith
Record: 6-1-0

Edelweiss	W, 7-2
Denison	L, 3-4
Ohio State	W, 3-1
Indiana	W, 6-4
Kenyon	W, 5-2
Ohio Wesleyan	W, 2-1
Ohio University	W, 2-1

1958

Coach: Paul Scheurmann
Record: 6-2-0

Denison	W, 5-3
Indiana Tech	W, 2-1
Ohio Wesleyan	W, 5-3
Antioch College	W, 4-0
Indiana Tech	W, 3-2
Ohio University	W, 2-1 OT
Earlham	L, 4-6
Ohio State	L, 1-2

1959

Coach: Paul Scheurmann
Record: 1-8-0

Saint Louis	L, 0-10
Ohio University	L, 2-6
Denison	L, 0-4
Ohio Wesleyan	L, 1-6
Indiana	L, 1-8
Earlham	L, 2-6
Ohio State	L, 0-4
Ohio University	L, 1-6
Antioch College	W, 5-1

1960

Coach: John Wiesler
Record: 1-5-2

Ohio University	L, 0-4
Ohio Wesleyan	L, 0-5
Ohio State	L, 1-3
Wilberforce	T, 1-1
Denison	T, 3-3
Wilberforce	W, 2-0
Ball State	L, 0-2
Wilmington	L, 0-3

1961

Coach: John Wiesler
Record: 4-5-0

Indiana	W, 5-2
Earlham	L, 1-2
Ohio State	W, 6-1
Ohio Wesleyan	L, 1-2
Ball State	L, 3-5
Wilmington	W, 4-0
Ohio University	L, 2-3 2OT
Denison	L, 1-4
Wilberforce	W, 4-0

1962

Coach: John Wiesler
Record: 1-7-0

Indiana	L, 0-1
Denison	L, 0-3
Ohio University	L, 0-1
Ohio State	L, 3-6
Wilmington	W, 1-0
Ohio Wesleyan	L, 1-4
Earlham	L, 1-4
Ball State	L, 0-2

1963

Coach: John Wiesler
Record: 2-5-1

Indiana	L, 2-5
Ohio University	L, 0-2
Cedarville	W, 4-2
Berea College	L, 1-3
Ball State	L, 0-6
Wilmington	W, 6-2
Earlham	L, 0-5
Ohio State	T, 1-1

1964

Coach: John Schleppe
Record: 4-4-0

Cedarville	W, 4-1
Indiana	L, 2-5
Earlham	L, 0-3
Bowling Green	W, 3-1
Wilmington	W, 1-0
Ohio State	L, 0-3
Ohio University	L, 0-7
Wilberforce	W, 7-3

1965

Coach: John Schleppe
Record: 3-5-1

Cedarville	T, 0-0
Ohio University	L, 1-6
Bowling Green	W, 4-1
Ohio State	L, 3-6
Notre Dame	L, 1-2
Miami	L, 2-4
Toledo	W, 2-1
Chicago	L, 2-3
Wilberforce	W, 7-3

1966


Coaches: Bernie Harawa & Shaw Emmons
Record: 6-1-1

Cedarville	W, 5-1
Ohio University	L, 2-3
Miami	W, 4-2
Bowling Green	W, 5-4
Wilmington	W, 8-1
Toledo	T, 1-1
Notre Dame	W, 7-1
Ohio State	W, 6-0

1967

Coach: John Schleppe
Record: 8-2-1

Wooster	L, 0-3
Ohio Wesleyan	W, 1-0
Miami	W, 5-1
Wilberforce	W, 4-2
Cedarville	W, 3-2
Bowling Green	W, 3-2
Wilmington	W, 4-2
Kent State	L, 2-4
Wittenberg	W, 4-2
Morehead State	T, 1-1
Toledo	W, 2-0



Head Coach John Schleppe is carried off by his players after a 1968 upset of Ohio State. Schleppe coached five seasons with a 24-12-3 record.

1968

Coach: John Schleppe
Record: 9-1-1

Wilberforce	W, 4-0
Kent State	W, 4-0
Cedarville	T, 1-1
Toledo	W, 2-0
Wittenberg	W, 1-0
Morehead State	W, 3-0
Miami	W, 1-0
Wright State	W, 2-0
Cleveland State	L, 0-2
Wilmington	W, 2-1
Ohio State	W, 3-2

1969

Coach: Pat O'Hanlon
Record: 7-3-0

Wilberforce	W, 3-2
Central State	L, 2-3
Cedarville	W, 5-0
Ball State	W, 1-0
Wright State	W, 4-1
Toledo	W, 3-0
Miami	L, 1-2
Bowling Green	W, 3-0
Wilmington	L, 0-2
Ohio State	W, 1-0

1970

Coach: Pat O'Hanlon
Record: 6-4-1

Wilberforce	W, 1-0
Cleveland State	L, 0-8
Bowling Green	L, 0-3
Cedarville	W, 7-0
Ball State	W, 3-1
Ohio Northern	W, 11-0
Wright State	L, 3-4
Wilmington	L, 4-6
Miami	W, 4-2
Morehead State	W, 1-0
Ohio State	T, 0-0

1971

Coach: Bob McNamee
Record: 8-2-0

Wright State	W, 3-1
Cincinnati	W, 6-1
Toledo	W, 6-0
Ball State	W, 9-2
MacMurray State	L, 1-2
Wilmington	W, 9-1
Wittenberg	W, 3-1
Morehead State	W, 5-1
Miami	W, 1-0
Cleveland State	L, 0-4

1972

Coach: Bob McNamee
Record: 10-1-1

Notre Dame	W, 3-1
Wright State	W, 7-2
Ohio Wesleyan	W, 3-0
Wilmington	L, 2-3
Toledo	W, 4-1
Ball State	W, 1-0
Ohio State	T, 2-2
Cincinnati	W, 2-1
Wittenberg	W, 2-1
Morehead State	W, 1-0
Miami	W, 1-0
Cedarville	W, 1-0

1973

Coach: Bob Richardson
Record: 6-2-2

Cincinnati	T, 1-1
Ohio Wesleyan	T, 2-2
Wilmington	W, 2-1
Ball State	W, 3-2
Wittenberg	W, 5-0
Morehead State	W, 3-2
Toledo	W, 4-1
Miami	L, 1-4
Ohio State	W, 2-1
Cedarville	L, 1-4



1974

Coach: Bob Richardson
Record: 7-3-3

Indiana	L, 0-7
Ohio Wesleyan	L, 1-4
Toledo	W, 12-0
Cincinnati	W, 2-0
Wilmington	W, 2-1
Denison	T, 0-0
Cedarville	W, 1-0
Ball State	T, 0-0
Morehead State	W, 2-0
Wittenberg	W, 1-0
Earlham	W, 2-1
Miami	T, 1-1
Ohio State	L, 1-2

1975

Coach: Bob Richardson
Record: 11-3-0

Indiana	L, 0-4
Denison	W, 7-1
Toledo	W, 3-1
Morehead State	W, 4-0
Ohio Wesleyan	L, 0-1
Wittenberg	W, 2-0
Wilmington	W, 9-1
Earlham	W, 7-2
Cincinnati	W, 3-0
Miami	W, 2-1
Ball State	L, 2-3
Cedarville	W, 2-1
Ohio State	W, 3-1
Xavier	W, 2-1

1976

Coach: Bob Richardson
Record: 11-3-0

Notre Dame	W, 5-3
Indiana	L, 0-6
Toledo	W, 5-0
Earlham	W, 5-0
Wittenberg	W, 2-0
Cincinnati	W, 3-0
Ohio Wesleyan	W, 2-1
Akron	L, 0-4
Miami	W, 3-1
Ball State	W, 5-0
Cedarville	W, 3-1
Ohio State	W, 1-0
Xavier	W, 4-2
Brockport	L, 1-4

1977

Coach: Bob Richardson
Record: 6-9-1

Notre Dame	T, 3-3
Indiana	L, 0-9
Earlham	W, 2-1
Missouri-St. Louis	L, 0-3
Akron	W, 2-1
Ohio University	L, 0-1
Cincinnati	L, 1-3
Ohio Wesleyan	L, 1-2
Brockport	L, 0-3
Miami	W, 1-0
Wittenberg	W, 2-1
Ball State	W, 2-1
Cedarville	W, 2-1
Ohio State	L, 0-2
Bowling Green	L, 0-2
Xavier	L, 1-3

1978

Coach: Bob Richardson
Record: 5-11-2

Grace	W, 3-0
Akron	L, 0-1
Miami	W, 2-0
Evansville	L, 0-3
Earlham	T, 1-1
Notre Dame	L, 2-4
Xavier	W, 1-0
Ohio University	T, 2-2
Wittenberg	L, 0-1
Wisconsin-Milwaukee	L, 0-4
Air Force	L, 0-3
Ohio Wesleyan	L, 1-2
Wright State	W, 4-2
Ball State	L, 0-2
Notre Dame	L, 1-2
Cedarville	W, 1-0
Ohio State	L, 1-2
Indiana	L, 0-5

1979

Coach: Bob Richardson
Record: 6-12-0

Notre Dame	W, 3-2
Miami	L, 1-2
Evansville	L, 0-5
Earlham	L, 1-3
Xavier	L, 2-6
Cincinnati	L, 0-2
Siena Heights	W, 3-1
Oakland	L, 1-6
Ohio University	L, 0-3
Ohio Wesleyan	L, 0-2
Wright State	L, 1-2
Akron	L, 0-8
Lindenwood	W, 6-1
Parks	W, 1-0
Cedarville	W, 3-1
Wittenberg	W, 3-1
Ohio State	L, 1-3
Indiana	L, 0-7

1980

Coach: Jerry Butcher
Record: 8-7-3

Miami	T, 1-1
Cedarville	W, 3-0
Louisville	W, 2-1
Earlham	W, 1-0
Oakland	L, 2-3
Cincinnati	W, 2-0
Wittenberg	T, 2-2
Central State	W, 3-2
Ohio University	W, 3-1
Ohio Wesleyan	L, 1-4
Wright State	T, 1-1
Akron	L, 0-4
Marysville	W, 1-0
Parks	W, 4-3
Notre Dame	L, 0-1
Xavier	L, 0-2
Ohio State	L, 0-2
Indiana	L, 0-2

1981

Coach: Jerry Butcher
Record: 7-11-1

Akron	L, 0-2
Louisville	W, 2-1
Miami	W, 2-1
Judson College	W, 5-1
Cedarville	W, 4-3
Notre Dame	L, 1-2
Ohio University	L, 2-5
Wittenberg	W, 3-2
Bowling Green	L, 0-2
Cleveland State	L, 0-3
Ohio Wesleyan	W, 1-0
Wright State	L, 1-2
Missouri-St. Louis	L, 1-2
Cincinnati	W, 3-1
Ohio State	L, 1-3
Earlham	L, 1-2
Xavier	L, 2-3
Central State	T, 2-2
Indiana	L, 0-4

1982

Coach: Jerry Butcher
Record: 10-6-0

Kentucky	W, 2-1
Akron	L, 1-4
Xavier	W, 2-1
Cedarville	W, 3-1
Spring Arbor	L, 1-2
Wittenberg	W, 2-1
Louisville	W, 6-0
DePaul	W, 2-0
Notre Dame	L, 0-3
Bowling Green	L, 0-1
Wright State	L, 0-6
Cincinnati	W, 1-0
Earlham	W, 1-0
Xavier	W, 2-1
Ohio State	W, 3-1
Indiana	L, 0-3

1983

Coach: Jerry Butcher
Record: 8-6-3

Akron	L, 0-4
Rochester	W, 5-0
Lafayette	L, 0-1
Western Kentucky	W, 4-0
Cedarville	W, 3-2
Miami	W, 1-0
Wittenberg	W, 3-1
Bowling Green	L, 0-6
Earlham	T, 0-0
Wright State	T, 3-3
Louisville	T, 3-3
Cincinnati	W, 5-1
Ohio State	W, 1-0
DePaul	W, 3-0
Xavier	L, 3-4
Indiana	L, 0-5

1984

Coach: Pete Hayes
Record: 4-9-1

Alabama A & M	L, 0-4
Baldwin-Wallace	W, 2-0
Western Kentucky	W, 2-1
Michigan	L, 0-1
Cleveland State	L, 0-4
Miami	L, 0-3
Denison	L, 1-2
Ohio Wesleyan	L, 0-4
Wright State	L, 1-6
DePaul	L, 0-3
Xavier	W, 3-1
Oakland	L, 0-6
Louisville	W, 4-0
Ohio State	T, 2-2

1985

Coach: Pete Hayes
Record: 3-14-1

Wisconsin	L, 0-2
Miami	L, 1-2
Cincinnati	L, 0-1
Alabama A & M	L, 0-1
Michigan	L, 0-1
Marquette	L, 0-5
Louisiana Monroe	L, 2-6
Denison	W, 2-1
Miami	L, 0-5
Wright State	L, 0-2
Xavier	L, 0-4
Western Kentucky	L, 0-2
DePaul	W, 5-3
Louisville	W, 6-4
Ohio State	T, 4-4
Bowling Green	L, 0-8
Purdue	L, 1-2
Oakland	L, 1-7

1986

Coach: Pete Hayes
Record: 7-10-0

Baldwin-Wallace	L, 0-1
Cincinnati	L, 1-3
Marshall	W, 2-1
Wittenberg	W, 2-1
Central Michigan	L, 1-2
Marquette	L, 0-5
Denison	W, 3-2
Wright State	L, 0-2
Miami	L, 1-3
Louisville	W, 5-4
Xavier	L, 1-2
Western Kentucky	L, 1-6
Bowling Green	L, 0-1
DePaul	W, 4-1
Ohio State	L, 0-3
Eastern Michigan	W, 2-1
Purdue	W, 2-0





ALL-TIME RESULTS

1987

Coach: Roger Creed

Record: 12-10-0

Sept 1	Denison	W, 2-1	
Sept 5	at Wisconsin-Parkside	L, 1-3	
Sept 6	at Marquette	L, 0-1	
Sept 9	Cincinnati	L, 0-5	
Sept 12	at Wittenberg	L, 1-2	
Sept 16	at Bowling Green	L, 1-3	
Sept 20	Marshall	W, 6-0	
Sept 23	at Xavier*	W, 1-0	
OT			
Sept 25	vs Wilmington	L, 0-5	
Sept 26	vs Charleston	L, 0-1	
Sept 30	at Louisville	W, 2-1	
Oct 7	Northern Kentucky	W, 3-1	
Oct 10	at Western Kentucky	L, 1-2	
Oct 11	at Vanderbilt	W, 2-1	
Oct 14	at Eastern Michigan	W, 2-1	
Oct 18	DePaul	W, 4-0	
Oct 21	Earlham	W, 2-0	
Oct 25	Central Michigan	W, 2-0	
Oct 28	at Wright State	W, 5-1	
Nov 4	at Evansville*	L, 0-5	
Nov 6	vs Loyola*	W, 2-1	
Nov 7	vs Saint Louis*	L, 0-4	

1988

Coach: Roy Craig

Record: 7-15-0; 2-4-0 MCC

Aug 31	vs Ohio Wesleyan	L, 0-1	
Sept 3	at Davis & Elkins	W, 1-0	OT
Sept 4	at Robert Morris	W, 2-0	
Sept 7	Wright State	L, 0-2	
Sept 11	at Ohio State	L, 0-2	
Sept 14	Xavier*	L, 2-3	
Sept 18	at Notre Dame*	L, 1-5	
Sept 21	Evansville*	L, 0-5	
Sept 24	at DePaul	W, 1-0	
Sept 25	at Loyola*	W, 3-2	
OT			
Sept 28	Louisville	W, 2-1	
Oct 1	at Oakland	L, 0-4	
Oct 2	Western Michigan	L, 1-2	OT
Oct 8	vs Howard	L, 0-4	
Oct 9	vs Oneonta	L, 0-2	
Oct 12	Bowling Green	W, 1-0	
Oct 16	at Detroit*	L, 1-2	OT
Oct 19	at Earlham	W, 2-1	OT
Oct 26	at Cincinnati	L, 0-2	
Oct 30	Western Kentucky	L, 1-2	
Nov 4	vs Xavier (MCC)	L, 0-1	
Nov 5	at Saint Louis (MCC)	*L, 0-2	

1989

Coach: Roy Craig

Record: 8-13-1; 1-5-0 MCC

Sept 1	DePaul	T, 1-1	OT
Sept 3	Robert Morris	W, 3-0	
Sept 6	Miami (OH)	L, 0-3	
Sept 9	at Akron	L, 0-4	
Sept 13	at Evansville*	L, 1-6	
Sept 15	at Wright State	W, 2-0	
Sept 17	Saint Louis*	L, 0-1	
Sept 20	Ohio Wesleyan	L, 0-1	
OT			
Sept 22	Davis & Elkins	W, 4-0	
Sept 27	Evansville*	L, 0-3	
Oct 1	Xavier*	W, 3-0	
Oct 4	Cincinnati	L, 0-4	
Oct 7	at Saint Louis*	L, 0-3	
Oct 11	vs Xavier*	L, 0-1	
Oct 14	at Bowling Green	L, 0-3	
Oct 18	at Louisville	W, 2-1	
Oct 22	at Western Michigan	L, 1-3	
Oct 25	Ohio State	L, 0-1	
Oct 28	vs Western Kentucky	W, 2-1	
Oct 29	vs Vanderbilt	W, 3-1	
Nov 2	vs Marquette (MCC)	W, 2-1	
Nov 3	Evansville (MCC)	L, 1-2	

1990

Coach: Roy Craig

Record: 11-7-4; 4-2-1 MCC

Sept 1	at Notre Dame	L, 1-5	OT
Sept 3	Louisville	W, 2-1	
Sept 8	at DePaul	W, 4-0	
Sept 11	Bowling Green	W, 1-0	
Sept 15	Marquette*	T, 2-2	
OT			
Sept 16	Loyola*		
W, 3-2			
Sept 20	Evansville*	L, 0-3	
Sept 23	Western Michigan	W, 2-1	
Sept 26	Wright State	W, 2-1	
OT			
Sept 28	vs George Mason	L, 1-3	
OT			
Sept 30	vs Cal State-Northridge	T, 2-2	
OT			
Oct 3	at Xavier*	W, 2-1	
Oct 5	at Butler*	W, 3-1	
Oct 7	Saint Louis*	L, 0-3	
Oct 10	Bellarmino	W, 2-0	
Oct 13	at Detroit*	W, 5-1	
Oct 17	at Miami (OH)	T, 3-3	OT
Oct 19	at Ohio Wesleyan	L, 2-4	
Oct 24	at Ohio State	T, 1-1	OT
Oct 27	at Cincinnati	L, 2-4	
Nov 1	Butler (MCC)	W, 3-1	
Nov 2	Evansville (MCC)	L, 0-6	OT

1991

Coach: Roy Craig

Record: 9-11-1, 2-4-0 MCC

Sept 8	at Louisville	L, 2-4	
Sept 10	at Bellarmine	L, 2-3	
Sept 13	vs Illinois-Chicago	W, 3-1	
Sept 14	vs Liberty	T, 2-2	
OT			
Sept 21	at Bradley	W, 1-0	
Sept 22	at Loyola*	L, 0-1	
Sept 28	Wisconsin-Green Bay	L, 2-3	
Sept 29	at Western Michigan	L, 1-3	
Oct 4	Wright State	W, 2-1	
Oct 6	Notre Dame*	L, 2-3	
Oct 9	Ohio Wesleyan	L, 1-2	OT
Oct 13	at Evansville*	L, 1-5	
Oct 16	Xavier*	W, 3-2	
Oct 20	Butler*	L, 2-5	
Oct 23	Ohio State	W, 2-0	
Oct 26	at Bowling Green	L, 1-4	
Oct 30	Cincinnati	W, 1-0	
Nov 1	Detroit*	W, 3-1	
Nov 3	Miami	W, 4-3	
Nov 7	at Butler (MCC)	W, 2-1	
Nov 8	vs Evansville (MCC)	L, 0-2	

1992

Coach: Roy Craig

Record: 7-9-2; 4-2-1 MCC

Sept 5	La Salle	W, 1-0	OT
Sept 7	at Xavier*	L, 3-5	OT
Sept 11	Louisville	W, 1-0	
Sept 19	Western Michigan	T, 3-3	
OT			
Sept 20	vs Bradley	L, 1-2	
Sept 27	at Cincinnati	L, 1-2	
OT			
Oct 2	Wright State	L, 1-2	OT
Oct 4	at Notre Dame*	L, 0-4	
Oct 9	at Miami (OH)	L, 2-4	
Oct 11	at Detroit*	W, 3-1	
Oct 14	Bowling Green	L, 0-1	
Oct 16	at Butler*	W, 2-1	OT
Oct 18	Loyola*	W, 1-0	
Oct 23	at Stetson	W, 3-1	
Oct 24	vs Central Florida	L, 0-1	
Oct 28	at Ohio State	W, 5-2	
Nov 1	Evansville*	T, 0-0	OT
Nov 8	at Butler (MCC)	L, 1-2	

1993

Coach: Roy Craig

Record: 10-9-1; 2-3-1 GMW

Sept 6	at Saint Louis*	L, 0-9	
Sept 8	Ohio State	L, 1-2	
Sept 10	at Evansville	L, 0-3	
Sept 12	at Alabama Birmingham*	L, 2-4	
Sept 15	at Louisville	W, 3-1	
Sept 22	at Wright State	L, 0-1	OT
Sept 25	at Bradley	L, 2-5	
Sept 28	Miami (OH)	L, 0-4	
Oct 1	Marquette*	T, 1-1	OT
Oct 3	at DePaul*	L, 1-2	
Oct 8	Memphis*	W, 3-0	
Oct 12	Butler	W, 2-1	
Oct 15	at Philadelphia Textile	W, 2-1	
Oct 17	at La Salle	W, 3-1	
Oct 20	Xavier	W, 2-1	
Oct 22	Cincinnati*	W, 5-2	
Oct 27	Detroit	W, 3-0	
Oct 31	at Western Michigan	W, 3-2	
Nov 5	vs DePaul (GMW)	W, 3-2	OT
Nov 7	vs Saint Louis (GMW)	L, 1-5	

1994

Coach: Roy Craig

Record: 8-12-0; 3-7-0 GMW

Sept 5	at Ohio State	L, 0-1	
Sept 7	at Miami	L, 0-2	
Sept 10	at Bowling Green	L, 0-4	
Sept 11	vs Western Michigan	L, 0-2	
Sept 17	vs Northern Illinois	W, 9-0	
Sept 18	Central Michigan	W, 1-0	
Sept 23	Saint Louis*	L, 1-3	OT
Sept 25	Lincoln Memorial	W, 5-0	
Sept 27	Louisville	W, 1-0	
Sept 30	at Memphis*	L, 1-3	
Oct 2	at Alabama Birmingham*	L, 1-7	
Oct 7	Wright State	L, 2-3	
Oct 14	Marquette*	W, 5-1	
Oct 16	DePaul*	L, 1-2	
Oct 21	at Cincinnati*	L, 1-3	
Oct 23	Western Michigan	W, 1-0	
Oct 29	at Florida Atlantic	W, 4-1	
Oct 30	vs Central Florida	W, 4-1	
Nov 2	at Xavier	L, 3-5	OT
Nov 10	vs Saint Louis (GMW)	L, 1-2	

1995

Coach: Roy Craig

Record: 5-12-1; 2-8-1 A-10

Sept 2	Ohio State	W, 2-1	OT
Sept 4	Lincoln Memorial	W, 3-0	
Sept 8	vs Western Illinois	L, 2-3	OT
Sept 9	vs Missouri-Kansas City	W, 1-0	
Sept 13	at Wright State	L, 0-1	
Sept 17	Massachusetts*	W, 4-0	
Sept 22	at Saint Joseph's*	L, 0-2	
Sept 24	at Temple*	L, 0-2	
Sept 26	Rhode Island*	L, 0-3	
Oct 1	at Duquesne*	L, 0-1	
Oct 4	Miami (OH)	L, 1-2	
Oct 6	St. Bonaventure*	W, 2-1	
Oct 11	at Xavier*	T, 1-1	
Oct 18	at Louisville	L, 3-5	
Oct 20	Virginia Tech*	L, 0-1	
Oct 22	at George Washington*	L, 1-4	
Oct 27	Fordham*	W, 4-2	
Oct 29	La Salle*	L, 1-2	



1996

Coach: Dwayne Shaffer
Record: 7-10-1; 6-5-0 A-10

Table with 3 columns: Date, Opponent, Result. Includes games from Aug 31 to Nov 1.

1997

Coach: Jim Launder
Record: 12-8-1; 7-4-0 A-10
ATLANTIC 10 CHAMPIONS
NCAA PLAY-IN GAME

Table with 3 columns: Date, Opponent, Result. Includes games from Aug 31 to Nov 15.

1998

Coach: Jim Launder
Record: 13-9-0; 9-2-0 A-10
ATLANTIC 10 CHAMPIONS
NCAA PLAY-IN GAME

Table with 3 columns: Date, Opponent, Result. Includes games from Sept 1 to Nov 14.

1999

Coach: Jim Launder
Record: 9-7-2; 5-5-1 A-10

Table with 3 columns: Date, Opponent, Result. Includes games from Sept 1 to Oct 31.

2000

Coach: Dave Schureck
Record: 14-4-2; 8-1-1 A-10
ATLANTIC 10 REGULAR
SEASON CHAMPIONS

Table with 3 columns: Date, Opponent, Result. Includes games from Sept 1 to Nov 11.

2001

Coach: Dave Schureck
Record: 11-7-2; 8-2-1 A-10

Table with 3 columns: Date, Opponent, Result. Includes games from Aug 31 to Nov 9.

2002

Coach: Dave Schureck
Record: 9-10-1; 4-7-0 A-10

Table with 3 columns: Date, Opponent, Result. Includes games from Sep 1 to Sep 20.

Table with 3 columns: Date, Opponent, Result. Includes games from Sep 22 to Nov 10.

2003

Coach: Dave Schureck
Record: 12-5-2; 7-3-1 A-10

Table with 3 columns: Date, Opponent, Result. Includes games from Sep 5 to Nov 13.

2004

Coach: Dave Schureck
Record: 11-7-1; 8-3-0 A-10

Table with 3 columns: Date, Opponent, Result. Includes games from Sep 3 to Nov 12.

2005

Coach: Dennis Currier
Record: 11-5-4; 5-2-2 A-10

Table with 3 columns: Date, Opponent, Result. Includes games from Sep 4 to Nov 11.

ALL-TIME RESULTS

2006

Coach: Dennis Currier

Record: 6-9-2; 2-5-2 A-10

Aug 25	vs Northern Illinois	L, 0-2	
Aug 27	vs Northwestern	L, 0-1	
Aug 31	Butler	L, 0-2	
Sep 4	Belmont	W, 3-0	
Sep 8	Western Illinois	W, 2-0	
Sep 10	IUPUI	W, 4-0	
Sep 15	vs Tulsa	W, 3-0	
Sep 17	vs No. 1 SMU	L, 0-1	
Sep 30	at Xavier*	L, 1-2	
Oct 6	Massachusetts*	L, 0-1	OT
Oct 8	Rhode Island*	L, 0-2	
Oct 13	at Duquesne*	L, 1-2	
Oct 15	at Saint Louis*	L, 0-2	
Oct 20	at George Washington*	T, 1-1	
Oct 22	at La Salle*	W, 1-0	
Oct 28	Richmond*	T, 2-2	
Oct 29	Charlotte*	W, 4-2	

2007

Coach: Dennis Currier

Record: 10-4-5; 4-3-2 A-10

Aug 31	Sacramento State	W, 2-1	
Sep 2	St. Francis (Pa.)	W, 2-1	
Sep 7	at UNC Greensboro	T, 1-1	
Sep 9	vs Davidson	L, 1-2	
Sep 14	Eastern Illinois	W, 2-1	
Sep 20	at Butler	W, 3-2	
Sep 23	at Belmont	T, 0-0	
Sep 28	at Wright State	W, 1-0	
Oct 3	Oakland	W, 2-1	
Oct 12	at Massachusetts*	L, 0-3	
Oct 14	at Rhode Island*	L, 1-2	
Oct 19	at La Salle*	W, 2-1	
Oct 21	at Fordham*	L, 0-1	
Oct 26	Saint Joseph's*	W, 4-1	
Oct 28	Temple*	W, 1-0	
Nov 3	Xavier*	T, 0-0	
Nov 9	St. Bonaventure*	T, 0-0	
Nov 11	Duquesne*	W, 6-1	
Nov 15	vs Massachusetts (A-10)QT, 1-1	PK2OT	

2008

Coach: Dennis Currier

Record: 15-4-3; 6-2-1 A-10

ATLANTIC 10 TOURNAMENT CHAMPIONS
NCAA - FIRST ROUND

Aug 29	Denver	W, 3-1	
Aug 31	Wright State	W, 1-0	
Sep 5	vs UW-Milwaukee	L, 0-1	
Sep 7	at Wisconsin	T, 3-3	2OT
Sep 12	at UNC Wilmington	L, 0-1	
Sep 14	vs Coastal Carolina	W, 3-1	
Sep 19	Marshall	W, 1-0	
Sep 21	Robert Morris	W, 5-0	
Sep 26	SIU-Edwardsville	W, 3-2	
Oct 10	Richmond*	W, 4-3	
Oct 12	George Washington*	W, 3-1	
Oct 17	at Charlotte*	T, 0-0	2OT
Oct 19	at No. 15 Saint Louis*	W, 1-0	
Oct 24	Fordham*	W, 1-0	
Oct 26	La Salle*	W, 3-1	
Oct 31	at Temple*	L, 2-4	
Nov 2	at Saint Joseph's*	W, 7-1	
Nov 8	at Xavier*	L, 0-1	
Nov 13	vs Rhode Island (A-10)Q)W, 3-2		
Nov 14	vs Temple (A-10)S)	W, 2-1	OT
Nov 16	vs Massachusetts (A-10)F)	W, 1-0	
Nov 21	at No. 15 UIC(NCAA Play-In)T, 0-0	2OT	

2009

Coach: Dennis Currier

Record: 14-5-1; 8-1-0 A-10

ATLANTIC 10 REGULAR
SEASON CHAMPIONS

Sep 2	Cincinnati	L, 2-5	
Sep 6	at Oakland	T, 0-0	2OT
Sep 11	at Denver	L, 1-2	OT
Sep 13	at Air Force	L, 0-3	
Sep 18	vs Bowling Green	W, 4-3	
Sep 20	at Wright State	W, 2-1	2OT
Sep 25	SIU-Edwardsville	W, 3-0	
Sep 30	Alabama A&M	W, 3-0	
Oct 4	at Canisius	W, 2-1	
Oct 9	Rhode Island*	W, 4-0	
Oct 11	Massachusetts*	W, 1-0	2OT
Oct 18	at Duquesne*	W, 2-0	
Oct 23	at Richmond*	L, 0-1	
Oct 25	at George Washington*	W, 2-1	
Oct 30	#11 Charlotte*	W, 3-0	
Nov 1	Saint Louis*	W, 1-0	
Nov 6	Xavier*	W, 4-0	
Nov 8	at St. Bonaventure*	W, 2-1	2OT
Nov 13	vs St. Bonaventure (A-10)S)W, 3-1		
Nov 15	vs Saint Louis (A-10)F)	L, 0-2	

2010

Coach: Dennis Currier

Record: 7-8-3; 3-4-2 A-10

Sep 1	at Cincinnati	L, 0-1	
Sep 3	IPFW	W, 2-1	OT
Sep 5	Western Michigan	L, 1-2	
Sep 17	vs UW Milwaukee	W, 2-0	
Sep 19	at Wisconsin	T, 0-0	
Sep 24	at SIU Edwardsville	L, 2-3	
Sep 26	vs UMKC	W, 1-0	
Sep 29	Oakland	L, 0-1	
Oct 3	Canisius	W, 5-0	
Oct 8	at Rhode Island*	T, 0-0	
Oct 10	at Massachusetts*	T, 1-1	
Oct 15	Temple*	L, 1-2	
Oct 22	Duquesne*	W, 1-0	
Oct 24	St. Bonaventure*	W, 1-0	2OT
Oct 25	Xavier*	L, 1-2	
Nov 5	at Fordham*	L, 0-1	
Nov 7	at La Salle*	L, 0-1	

2011

Coach: Dennis Currier

Record: 5-13-1; 4-4-1 A-10

Aug 23	at Kentucky	L, 0-2	
Sep 2	vs Notre Dame	L, 1-4	
Sep 4	at Indiana	L, 0-6	
Sep 9	Houston Baptist	W, 2-0	
Sep 11	Western Illinois	L, 1-2	
Sep 16	vs Eastern Illinois	L, 0-1	
Sep 18	at UW-GB	L, 1-2	2OT
Sep 23	UIC	L, 1-2	
Sept 29	at Oakland	L, 0-2	
Oct 1	SIU-Edwardsville	L, 0-1	OT
Oct 7	LaSalle*	L, 0-2	
Oct 9	Fordham*	L, 0-1	
Oct 14	George Washington*	W, 3-0	
Oct 16	Richmond*	W, 2-1	
Oct 21	at Saint Joseph*	W, 3-0	
Oct 23	at Temple*	W, 1-0	
Oct 28	at St. Louis	L, 1-3	
Oct 30	at Charlotte	L, 0-1	
Nov 5	Xavier	T, 2-2	

* - Conference Opponent
vs - Neutral Site

2012

Coach: Dennis Currier

Record: 11-5-2; 5-3-1 A-10

Aug 24	Ohio State	W, 3-2	
Aug 26	Kentucky	W, 4-3	
Aug 31	vs Furman	W, 3-2	
Sep 2	vs Coll. of Charleston	L, 1-0	
Sep 9	Eastern Illinois	W, 4-1	
Sep 14	Gardner-Webb	W, 2-1	OT
Sep 16	IPFW	W, 4-1	
Sep 22	at SIU-Edwardsville	L, 1-0	
Oct 5	Butler*	W, 3-1	
Oct 7	Saint Louis*	L, 1-0	
Oct 12	at Xavier*	T, 2-2	2OT
Oct 19	at St. Bonaventure*	L, 3-0	
Oct 21	at Duquesne*	W, 2-1	
Oct 26	at Richmond*	W, 5-0	
Oct 28	at VCU*	L, 3-2	
Nov 2	UMass*	W, 2-0	
Nov 4	Rhode Island*	W, 4-0	
Nov 8	vs Xavier #	T, 1-1 (L, 3-2)PK	2OT

* - Conference Opponent
vs - Neutral Site

- Atlantic 10 Championships - Charlotte, N.C.

2013

Coach: Dennis Currier

Record: 14-2-3; 4-2-2 A-10

Sep 1	at IPFW	W, 4-2	
Sep 6	Northern Kentucky	W, 5-1	
Sep 8	Lipscomb	W, 2-0	
Sep 13	vs Western Illinois	W, 2-0	
Sep 15	vs Detroit	W, 1-0	
Sep 20	at Ohio State	W, 3-1	
Sep 22	IUPUI	W, 2-0	
Sep 28	Loyola Chicago	W, 4-1	
Sep 30	Valparaiso	W, 2-0	
Oct 4	Incarnate Word	W, 3-2	
Oct 11	George Washington*	T, 0-0	
Oct 13	Fordham*	T, 1-1	
Oct 19	at Saint Louis*	L, 3-1	
Oct 25	Duquesne*	W, 1-0	
Oct 27	St. Bonaventure*	L, 1-0	
Nov 3	at La Salle*	W, 3-2	
Nov 8	at Massachusetts*	W, 3-0	
Nov 10	at Rhode Island*	W, 3-0	
Nov 14	La Salle#	T, 1-1	

* - Conference Opponent
vs - Neutral Site

- Atlantic 10 Championships - Dayton, Ohio

2014

Coach: Dennis Currier


Record: 7--5; 3-2-3 A-10

Aug 30	at Loyola Chicago	L, 0-2	
Sep 5	High Point	L, 1-2	OT
Sep 7	Detroit	W, 3-0	
Sep 12	vs Jacksonville	W, 3-0	
Sep 14	at UAB	T, 0-0	2OT
Sep 19	at IUPUI	W, 5-0	
Sep 22	at Maryland	L, 0-1	
Sep 27	Ohio State	W, 1-0	
Sep 29	at Valparaiso	T, 2-2	2OT
Oct 4	No. 19 Davidson*	W, 2-0	
Oct 10	George Mason*	T, 1-1	2OT
Oct 17	at Massachusetts*	W, 4-1	
Oct 19	at Rhode Island*	L, 0-1	OT
Oct 25	Saint Louis*	T, 2-2	2OT
Oct 28	Western Michigan	T, 2-2	2OT
Nov 2	Fordham*	L, 1-2	
Nov 7	at La Salle*	L, 0-1	
Nov 9	at Saint Joseph's*	W, 4-0	
Nov 13	vs Rhode Island#	L, 0-1	

* - Conference Opponent
vs - Neutral Site

- Atlantic 10 Championships - Richmond, Va.

ALL-TIME RESULTS



2015
Coach: Dennis Currier
Record: 13-5-5; 5-1-2 A-10

Aug 28	vs	Radford	L, 1-2	
Aug 30	at	James Madison	W, 1-0	
Sept 2		Cleveland State	W, 4-1	
Sept 7	at	Marquette	L, 2-3	
Sept 10	at	High Point	W, 2-1	
Sept 12		Oakland	L, 0-2	
Sept 18		Northern Kentucky	W, 4-0	
Sept 20	at	No. 18 Western Mich.	T, 1-1	2 OT
Sept 23		Bowling Green	W, 6-0	
Sept 25	at	Ohio State	L, 0-2	
Oct 3	at	Duquesne*	W, 2-1	
Oct 7	at	Saint Louis*	W, 2-1	OT
Oct 14	at	George Mason*	T, 1-1	2 OT
Oct 17		La Salle*	W, 5-0	
Oct 24		Massachusetts*	W, 4-1	
Oct 28		Saint Joseph's*	W, 7-1	
Oct 31	at	Fordham*	T, 1-1	2 OT
Nov 7		VCU*	L, 2-3	OT
Nov 12	vs	Duquesne#	W, 3-1	
Nov 13	vs	Rhode Island#	W, 2-1	
Nov 15	vs	VCU#	W, 4-1	
Nov 19		Oakland&	T, 2-2 (4-3PKs)	2OT
Nov 22	at	Ohio State\$	T, 1-1 (3-4PKs)	2OT

* - Conference Opponent
vs - Neutral Site

- Atlantic 10 Championships - Fairfax, Va.
& - NCAA First Round - Dayton, Ohio
\$ - NCAA Second Round - Columbus, Ohio

2016
Coach: Dennis Currier
Record: 8-9-3, 3-3-2 A-10

Aug 26	at	Cleveland State	L, 0-3	
Aug 28		Western Michigan	L, 0-2	
Sept 2		Saint Francis	W, 3-0	
Sept 4		Belmont	W, 2-1	2OT
Sept 9	at	UNCW %	L, 0-3	
Sept 11	vs	Marist %	L, 1-2	
Sept 20	at	Bowling Green	T, 1-1	2OT
Sept 24	at	Oakland	L, 0-1	
Sept 27	at	Liberty	W, 1-0	
Oct 1	at	Massachusetts*	T, 0-0	2OT
Oct 5		Fordham*	W, 2-1	
Oct 8		Saint Louis*	L, 0-1	
Oct 11		Fort Wayne	W, 5-0	
Oct 15	at	St. Bonaventure*	L, 0-1	OT
Oct 19	at	La Salle*	L, 0-1	
Oct 22		Rhode Island*	W, 2-0	
Oct 29		Duquesne*	T, 1-1	2OT
Nov 5	at	VCU*	W, 3-2	OT
Nov 10	vs	Saint Louis#	W, 2-1	OT
Nov 11	vs	VCU#	L, 0-1	

% - UNCW Marriott Classic - Wilmington, N.C.
vs. - Neutral Site

* - Conference Opponent
- Atlantic 10 Championships - Davidson, N.C.



2017
Coach: Dennis Currier
Record: 9-8-2, 6-2-0 A-10

Aug 25		East Tennessee St.	T, 1-1	2OT
Aug 27	at	Fort Wayne	L, 1-2	
Sept 1		Western Illinois	W, 4-1	
Sept 3	at	Belmont	T, 0-0	2OT
Sept 8		Central Arkansas &	W, 2-1	
Sept 10		Liberty &	L, 0-1	
Sept 13	at	Northern Kentucky	L, 0-1	
Sept 17	at	Western Michigan	L, 0-1	
Sept 20		Oakland	W, 6-2	
Sept 23	at	West Virginia	L, 0-1	
Sept 30	at	Davidson*	W, 2-1	
Oct 4		Saint Joseph's*	W, 3-2	
Oct 7	at	George Washington*	L, 0-2	
Oct 14		St. Bonaventure*	W, 6-1	
Oct 18	at	Saint Louis*	W, 4-0	
Oct 21		Massachusetts*	L, 2-3	
Oct 28	at	Duquesne*	W, 1-0	
Nov 1		George Mason*	W, 5-2	
Nov 4	vs	Fordham #	L, 2-3	

& - Dayton Tournament - Dayton, Ohio
vs. - Neutral Site

* - Conference Opponent
- Atlantic 10 Championships - Dayton, Ohio

2018
Coach: Dennis Currier
Record: 9-6-4, 4-3-1 A-10

Aug 24	vs	Hofstra &	T, 2-2	2OT
Aug 26	vs	Furman &	W, 1-0	
Aug 31		Milwaukee ^	W, 2-0	
Sept 3		Marshall ^	T, 0-0	2OT
Sept 8	at	Western Illinois	L, 0-1	
Sept 11	at	East Tennessee St	W, 2-0	
Sept 15		Incarinate Word	W, 2-0	
Sept 18	at	Oakland	T, 1-1	2OT
Sept 22		West Virginia	L, 0-2	
Sept 29		Saint Louis*	T, 2-2	2OT
Oct 3	at	St. Bonaventure*	L, 0-1	
Oct 6		Davidson*	L, 0-1	2OT
Oct 13	at	Rhode Island*	L, 1-3	
Oct 17		La Salle*	W, 2-0	
Oct 20	at	Massachusetts*	W, 2-1	
Oct 27		VCU*	W, 1-0	
Oct 31	at	Fordham*	W, 2-0	
Nov 4	at	Davidson #	W, 2-1	2OT
Nov 9	vs	George Mason #	L, 0-1	2OT

& - Ohio State Tournament - Columbus, Ohio
^ - Dayton Tournament - Dayton, Ohio

* - Conference Opponent
- Atlantic 10 Championships - St. Louis, Mo.

2019
Coach: Dennis Currier
Record: 13-8-0, 6-2-0 A-10

Aug 30	vs	UIC %	L, 2-3	2OT
Sept 1	vs	CSUN %	L, 1-3	
Sept 6		Ohio State	L, 0-1	OT
Sept 9		Northern Illinois	W, 2-1	
Sept 13	at	Central Arkansas	L, 1-2	
Sept 17		Detroit Mercy	W, 5-0	
Sept 21	at	#20 West Virginia	W, 2-0	
Sept 24		Northern Kentucky	W, 3-0	
Sept 28		Massachusetts*	W, 2-0	
Oct 1	at	Marshall	L, 0-2	
Oct 5	at	George Mason*	L, 2-3	2OT
Oct 9	at	VCU*	L, 1-2	OT
Oct 12		St. Bonaventure*	W, 6-2	
Oct 15		Oakland	W, 3-0	
Oct 19	at	Saint Louis*	W, 2-1	
Oct 23		Duquesne*	W, 2-0	
Oct 26	at	Saint Joseph's*	W, 2-1	
Nov 2		George Washington*	W, 2-1	
Nov 10		La Salle#	W, 4-0	
Nov 15	vs	VCU#	W, 1-0	
Nov 17	vs	Rhode Island#	L, 0-1	

% - Ohio State Tournament - Columbus, Ohio
^ - Dayton Tournament - Dayton, Ohio

vs. - Neutral Site
* - Conference Opponent
- Atlantic 10 Championships - Dayton, Ohio and Bronx, N.Y.

2020-21 (Played in Spring due to COVID-19)
Coach: Dennis Currier
Record: 4-4-1, 4-1-1 A-10

Feb. 19	vs	Bowling Green	L, 2-3	
Mar. 10		Bellarmine	L, 1-2	
Mar. 13	at	Saint Louis*	L, 0-2	
Mar. 17	at	Duquesne*	W, 4-2	
Mar. 20		St. Bonaventure*	T, 1-1	2OT
Mar. 28		Saint Louis*	W, 1-0	2OT
Apr. 3		Duquesne*	W, 5-1	
Apr. 10	at	St. Bonaventure*	W, 6-0	
Apr. 15		George Washington#	L, 0-1	

vs. - Neutral Site
* - Conference Opponent
- Atlantic 10 Championships - Dayton, Ohio



ALL-TIME RESULTS

2021

Coach: Dennis Currier

Record: 6-9-3, 3-4-1 A-10

Aug 27	vs	UAB %	W, 5-1	2OT
Aug 29	vs	Memphis %	T, 1-1	2OT
Sept 4		Incarnate Word	W, 3-2	OT
Sept 6		Detroit	W, 2-0	
Sept 13	at	Western Michigan	L, 0-3	
Sept 15	at	Oakland	L, 0-3	
Sept 18		Kansas City	T, 1-1	2OT
Sept 21	at	No. 4 West Virginia	L, 0-3	
Sept 25	at	VCU *	L, 0-2	
Sept 29		No. 10 Kentucky	L, 1-3	
Oct 2		Massachusetts *	W, 4-2	
Oct 6	at	George Washington *	W, 1-0	
Oct 9		Rhode Island *	L, 0-1	
Oct 16	at	No. 11 Saint Louis *	L, 0-2	
Oct 20	at	Davidson *	T, 2-2	2OT
Oct 23		St. Bonaventure *	L, 1-2	
Oct 30		Duquesne *	W, 4-3	OT
Nov 6	at	Saint Louis #	L, 0-2	

% - Ohio State Tournament - Columbus, Ohio

^ - Dayton Tournament - Dayton, Ohio

vs. - Neutral Site

* - Conference Opponent

- Atlantic 10 Championships - Dayton, Ohio and Bronx, N.Y.



Kingsford Adjei was drafted by New York City FC in the 2022 MLS SuperDraft with the 56th overall pick.

YEARLY RESULTS



Year	Overall				Conference Record			Place
	W	L	T		W	L	T	
1956	2	3	0					
1957	6	1	0					
1958	6	2	0					
1959	1	8	0					
the 1950s	15	14	0	.517				
1960	1	5	2					
1961	4	5	0					
1962	1	7	0					
1963	2	5	1					
1964	4	4	0					
1965	3	5	1					
1966	6	1	1					
1967	8	2	1					
1968	9	1	1					
1969	7	3	0					
the 1960s	45	38	7	.539				
1970	6	4	1					
1971	8	2	0					
1972	10	1	1					
1973	6	2	2					
1974	7	3	3					
1975	11	3	0					
1976	11	3	0					
1977	6	9	1					
1978	5	11	2					
1979	6	12	0					
the 1970s	76	50	10	.596				
1980	8	7	3					
1981	7	11	1					
1982	10	6	0					
1983	8	6	3					
1984	4	9	1					
1985	3	14	1					
1986	7	10	0					
1987	12	10	0					
1988	7	15	0	MCC	2	4	0	6th
1989	8	13	1	MCC	1	5	0	T-5th
the 1980s	76	101	10	.460				
1990	11	7	4	MCC	4	2	1	5th
1991	9	11	1	MCC	2	4	0	T-4th
1992	7	9	2	MCC	4	2	1	T-3rd
1993	10	9	0	GMW	2	3	1	
1994	8	12	0	GMW	3	7	0	
1995	5	12	1	A-10	2	8	1	12th
1996	7	10	1	A-10	6	5	0	7th
1997	12	8	1	A-10	7	4	0	3rd
1998	13	9	0	A-10	9	2	0	1st
1999	9	7	2	A-10	5	5	1	6th
the 1990s	91	94	12	.492				
2000	14	4	2	A-10	8	1	1	1st
2001	11	7	2	A-10	8	2	1	2nd
2002	9	10	1	A-10	4	7	0	7th
2003	12	5	2	A-10	7	3	1	3rd
2004	11	7	1	A-10	8	3	0	2nd
2005	11	5	4	A-10	5	2	2	2nd
2006	6	9	2	A-10	2	5	2	T-10th
2007	10	4	5	A-10	4	3	2	6th
2008	15	4	3	A-10	6	2	1	3rd
2009	14	5	1	A-10	8	1	0	1st
the 2000s	113	60	23	.635	60	29	10	.657
2010	7	8	3	A-10	3	4	2	11th
2011	5	13	1	A-10	4	4	1	9th
2012	11	5	2	A-10	5	3	1	6th
2013	14	2	3	A-10	4	2	2	5th
2014	7	7	5	A-10	3	3	2	6th
2015	13	5	5	A-10	5	1	2	2nd
2016	8	9	3	A-10	3	3	2	8th
2017	9	8	2	A-10	6	2	0	2nd
2018	9	6	4	A-10	4	3	1	7th
2019	13	8	0	A-10	6	2	0	3rd
the 2010s	86	71	28	.541	43	27	13	.596
2020	4	4	1	A-10	4	1	1	1st
2021	6	9	3	A-10	3	4	1	9th

TOTALS	520	441	94	.541
At Baujan Field (Since 1992):	165	61	23	.730

Conference Game breakdown

	W	L	T	Pct
GMW (2 yrs)	6	5	2	.538
MCC (3 yrs)	13	17	2	.438
A-10 (26 yrs)	142	90	29	.612



HEAD-TO-HEAD RESULTS

OPPONENT	W	L	T	LAST
AIR FORCE	0	2	0	2009
AKRON	2	9	0	2002
ALABAMA A&M	1	2	0	2009
ALABAMA BIRMINGHAM	1	2	1	2021
ANTIOCH	2	0	0	1959
BALDWIN WALLACE	1	1	0	1986
BALL STATE	7	6	1	1978
BELLARMINE	1	2	0	2020
BELMONT	3	0	1	2017
BEREA	0	1	0	1963
BOWLING GREEN	11	16	1	2020
BRADLEY	1	2	0	1993
BROCKPORT	0	2	0	1977
BUTLER	7	3	0	2012
CALIFORNIA STATE-FULLERTON	0	1	0	1999
CALIFORNIA STATE-NORTHRIDGE	0	1	1	2019
CAL POLY SAN LUIS OBISPO	1	0	0	2005
CANISIUS	3	0	0	2010
CEDARVILLE	17	1	2	1983
CENTRAL ARKANSAS	1	1	0	2019
CENTRAL FLORIDA	1	1	0	1994
CENTRAL MICHIGAN	2	1	0	1994
CENTRAL STATE	1	1	1	1981
CHARLESTON	0	2	0	2012
CHARLOTTE	3	1	2	2011
CHICAGO	0	1	0	1965
CINCINNATI	13	14	1	2010
CLEVELAND STATE	1	6	0	2016
COASTAL CAROLINA	1	0	0	2008
CREIGHTON	0	1	0	2002
DAVIDSON	3	2	1	2021
DAVIS & ELKINS	2	0	0	1989
DENISON	5	6	2	1987
DENVER	2	1	0	2009
DEPAUL	8	3	1	1994
DETROIT	8	1	1	2021
DRAKE	1	0	0	2002
DUQUESNE	16	7	1	2021
EARLHAM	8	10	2	1988
EASTERN ILLINOIS	4	2	0	2012
EASTERN MICHIGAN	2	0	1	1997
EAST TENNESSEE STATE	1	0	1	2018
EDELWEISS	1	0	0	1957
EVANSVILLE	1	12	1	2004
FLORIDA ATLANTIC	2	0	0	2000
FLORIDA INTERNATIONAL	0	1	0	2000
FORDHAM	12	7	2	2018
FORT WAYNE	4	0	0	2016
FURMAN	2	0	0	2018
GARDNER-WEBB	1	0	0	2012
GEORGE MASON	1	2	2	2018
GEORGE WASHINGTON	10	6	5	2021
GRACE	1	0	0	1978
HIGH POINT	1	1	0	2015
HOFSTRA	0	0	1	2018
HOWARD	0	1	0	1988
HOUSTON BAPTIST	1	0	0	2011
ILLINOIS-CHICAGO	1	2	1	2019
INCARNATE WORD	3	0	0	2021
INDIANA	2	15	0	2011
INDIANA TECH	2	0	0	1958
IUPUI	3	0	0	2014
JACKSONVILLE	1	0	0	2014
JAMES MADISON	1	0	0	2015
JUDSON	1	0	0	1981
KANSAS CITY	1	0	1	2021
KENT STATE	1	1	0	1968
KENTUCKY	2	2	0	2021
KENYON	1	0	0	1957
LA SALLE	15	10	1	2019
LAFAYETTE	0	2	0	1998
LIBERTY	1	1	1	2017
LINCOLN MEMORIAL	2	0	0	1995
LINDENWOOD	1	0	0	1979
LIPSCOMB	1	0	0	2013
LOUISIANA MONROE	0	1	0	1985
LOUISVILLE	15	2	1	1998
LOYOLA (CHI.)	5	2	0	2014
MACMURRAY STATE	0	1	0	1971
MARIST	0	1	0	2016
MARQUETTE	2	3	2	1994
MARSHALL	4	1	1	2019
MARYLAND	0	1	0	2014
MARYSVILLE	1	0	0	1980
MASSACHUSETTS	14	9	2	2021
MEMPHIS	1	1	1	2021
MIAMI	13	13	3	1995
MICHIGAN	3	4	1	2006

MICHIGAN STATE	0	1	0	2004
MISSOURI STATE	0	1	0	2005
MISSOURI-KANSAS CITY	1	0	0	1995
MISSOURI-ST. LOUIS	0	2	0	1981
MOREHEAD STATE	7	0	1	1975
NAVY	1	0	0	1999
NORTH CAROLINA	0	1	0	1998
NORTH CAROLINA-GREENSBORO	1	1	1	2007
NORTHEASTERN ILLINOIS	1	0	0	1994
NORTHERN ILLINOIS	1	1	0	2019
NORTHERN KENTUCKY	4	1	0	2019
NORTHWESTERN	0	1	0	2006
NOTRE DAME	4	11	1	2011
OAKLAND	5	11	6	2021
OHIO	4	12	1	1981
OHIO NORTHERN	1	0	0	1970
OHIO STATE	19	21	7	2019
OHIO WESLEYAN	7	15	1	1991
ONEONTA	0	1	0	1988
PARKS	2	0	0	1980
PHILADELPHIA TEXTILE	1	0	0	1993
PURDUE	1	1	0	1985
RADFORD	0	1	0	2015
RHODE ISLAND	14	12	1	2021
RICHMOND	4	5	2	2012
RIDER	0	1	0	1997
ROBERT MORRIS	3	0	0	2008
ROCHESTER	1	0	0	1983
SACRAMENTO STATE	1	1	0	2007
SAINT FRANCIS (PA)	2	0	0	2016
SAINT JOSEPH'S	16	1	2	2019
SAINT LOUIS	7	19	3	2021
SIENA HEIGHTS	1	0	0	1979
SIU-EDWARDSVILLE	2	3	0	2012
SMU	0	1	0	2006
SPRING ARBOR	0	1	0	1982
ST. BONAVENTURE	14	8	1	2021
STETSON	1	0	0	1992
TEMPLE	10	6	1	2012
TOLEDO	10	0	1	1976
TULSA	1	0	0	2006
UC DAVIS	0	1	0	2005
UNCW	0	1	0	2016
VALPARAISO	1	0	1	2014
VANDERBILT	2	1	0	1996
VCU	4	5	0	2021
VERMONT	1	0	0	2002
VIRGINIA TECH	4	5	0	2003
WEST VIRGINIA	1	3	0	2021
WESTERN ILLINOIS	3	3	0	2018
WESTERN KENTUCKY	3	4	0	1989
WESTERN MICHIGAN	4	8	3	2021
WILBERFORCE	8	0	1	1970
WILMINGTON	11	5	0	1987
WISCONSIN	1	3	2	2010
WISCONSIN-GREEN BAY	1	2	0	2011
WISCONSIN-MILWAUKEE	4	4	1	2018
WISCONSIN-PARKSIDE	0	1	0	1987
WITTENBERG	14	2	1	1987
WOOSTER	0	1	0	1967
WRIGHT STATE	17	16	3	2009
XAVIER	19	17	5	2012

BREAKDOWN BY CONFERENCE

	W	L	T
America East	1	0	0
American Athletic Conf.	0	0	1
Atlantic Coast	4	6	0
Atlantic Soccer Conf.	1	2	0
Atlantic Sun	4	2	0
Atlantic 10	139	85	27
Big East	41	32	6
Big South	4	2	1
Big Ten	26	45	8
Big 12	0	3	0
Big West	0	2	1
Colonial	1	4	1
Conference USA	6	5	2
Horizon	44	36	9
Independents	3	2	0
Metro Atlantic	2	2	0
Mid American	19	31	4
Mid Continent	3	7	3
Missouri Valley	13	22	1
Mountain Pacific Sports Federation	3	3	0
Northeast	4	0	0
Ohio Valley	2	0	1
Patriot	1	2	0
Southeastern Conference	1	1	0
Southern	3	3	1
Southland	3	1	0
Summit League	11	9	5
Non-Division I	140	88	18



All-Time Coaches Records

	Games	Wins	Losses	Ties	Pct.
Pat Smith (1956-57)	12	8	4	0	.666
Paul Scheurmann (1958-59)	17	7	10	0	.412
John Wiesler (1960-63)	33	8	22	3	.288
John Schleppl (1964-68)	39	24	12	3	.654
Bernie Harawa (1966)	8	6	1	1	.813
Pat O'Hanlon (1969-70)	21	13	7	1	.643
Bob McNamee (1971-72)	22	18	3	1	.841
Bob Richardson (1973-79)	103	52	43	8	.544
Jerry Butcher (1980-83)	70	33	30	7	.521
Pete Hayes (1984-86)	49	14	33	2	.296
Roger Creed (1987)	22	12	10	0	.545
Roy Craig (1988-1995)	162	65	88	9	.429
Dwayne Shaffer (1996)	18	7	10	1	.417
Jim Launder (1997-1999)	61	34	24	3	.582
Dave Schureck (2000-2004)	98	57	33	8	.622
Dennis Currier (2005-present)	320	162	111	47	.506
Totals (58 seasons)	1,055	520	441	94	.493

Most Wins: Dennis Currier (162; 2005-present)
 Most Wins, Season: 15, Dennis Currier, 2010 (15-4-3)
 Most Wins Per Season: Dave Schureck (11.4; 57 wins, five seasons, 2000-2004)
 Most Winning Seasons: 10, Dennis Currier, 2005, 2007-2009, 2012-2013, 2015, 2017-2019

TEAM SINGLE SEASON RECORDS



Most goals scored in a game:	12 11	vs. Toledo (1974) vs. Ohio Northern (1970)
Most goals allowed in a game:	10	vs. Saint Louis (1959)
Most goals scored in a season:	58 46 46	2015 (23 games) 2008 (22 games) 1975 (14 games)
Most goals per game, season:	4.75 4.30 4.00	1966 (8 games, 38 goals) 1971 (10 games, 43 goals) 1957 (7 games, 28 goals)
Fewest goals allowed, season:	6	1968 (11 games)
Wins:	15 14 13 12	2008 (15-4-3) 2000 (14-4-2), 2009 (14-5-1), 2013 (14-2-3) 2019 (13-8), 1998 (13-9-0); 2015 (13-5-5) 1997 (12-8-1); 1987 (12-10-0); 2003 (12-5-2)
Win percentage:	.875 .864	1972 (10-1-1) 1968 (9-1-1)
Most shutouts:	13 9 8	1998 (11-0-2 in those games; 13-9-0 for the season) 2013 (8-0-1; 14-2-3) 2008 (6-0-2; 15-4-3); 2018 (4-3-1; 9-6-4)
Consecutive shutouts:	5	1968 (5-0)
Most overtime games:	7 7	1992 (2-3-2) 2014 (0-2-5)
Consecutive overtime games:	3	1990 (1-1-1); 1997 (2-0-1)
Longest winning streak:	10 9	2013 (Sep. 1-Oct. 4) 1993 (Oct 8-Nov 5); 1998 (Oct 2-Oct 30)
Longest unbeaten streak (One Season)	12 10	2013 (Sept. 1-Oct. 19; WWWWWWWWWWTT) 2008 (Sept. 14-Oct. 26; WWWWWWTTWWW)
Longest unbeaten streak (2 seasons)	15	1972-1973 (WTWWWWW - TTWWWWW)
Longest game (in minutes):	150	(4 OT, 5-4 PK Win vs. G. Washington, 2000)




DENNIS CURRIER
ALL-TIME WINNINGEST COACH AT UD, INCLUDING A SCHOOL-RECORD 15 IN 2008.




CHRIS ROLFE
SET UD'S SINGLE-SEASON AND CAREER ASSIST RECORDS WITH 10 IN 2004, FOR 25 CAREER HELPERS.

PAT OBIAYA
SCORED SEVEN GOALS IN ONE GAME VERSUS THE FIGHTING IRISH OF NOTRE DAME IN 1966.




BRADY O'TOOLE
SCORED 32 GOALS IN HIS FLYER CAREER, THE SECOND HIGHEST TOTAL SINCE 1988.





INDIVIDUAL SINGLE SEASON RECORDS

Season Records	Number	Player	Season	Games
Most goals in a season:	31	Bob Rohrbach	1975	14
Most goals in a season since 1988:	18	R.J. Kaszuba	2000	20
	18	R.J. Kaszuba	1999	18
	17	Emmanuel Ayim	1997	21
	15	Chris Rolfe	2002	19
Most Goals Per Game, Season:	2.00	Brian Richards	2013	2
	1.50	Bob Rohrbach	1975	14
	1.00	R.J. Kaszuba	2000	18
Most Assists, Season:	10	Chris Rolfe	2004	13
	9	Abe Keller	2013	19
	9	Jonas Fjeldberg	2019	21
	8	Mark Phillips	1994	18
	8	Chris Rolfe	2001	20
	8	Amass Amankona	2014	19
Most Assists Per Game, Season:	0.77	Chris Rolfe	2004	13
	0.50	Chris Rolfe	2003	10
Best Goals Against Average, Season:	0.75	Chris Froschauer	2013	19
	0.76	Nick Tarkany	2005	
	0.79	Tyler Picard	2010	
Most Saves, Season	162	Toni Scalia	1961	
Game Records	Number	Player	Date	Opponent
Most goals in a game:	7	Pat Obiaya	1966	vs. Notre Dame
	7	Bob Rohrbach	1975	vs. Wilmington
	4	Bob Rohrbach	1974	vs. Toledo
	4	Bob Ostholhoff	1972	vs Wright State
Most goals in a game since 1988:	4	R.J. Kaszuba	Oct 1, 2000	vs. La Salle
Fastest goal into a match:	0:11	Sunday Isename	Sept 20, 2000	vs. Bowling Green
Most Assists, Game:	4	Mike Thompson	1966	vs Notre Dame
	4	Jim Gerker	1972	vs Wright State
Most Saves, Game:	36	Ray Aufmuth	1962	vs. Ball State
Most Saves, Game:	31	Toni Scalia	1961	vs. Earlham



BOB ROHRBACH
HOLDS THE UD RECORDS FOR GOALS IN A SEASON (31) AND CAREER (69), AND IS TIED FOR THE MOST GOALS IN A GAME (7).



R.J. KASZUBA
PUT UP BACK-TO-BACK 18 GOAL SEASONS IN 1999 AND 2000, AND WAS AN ALL-AMERICAN IN 2000.

TIM MCCARTHY
PUT UP A SPARKLING 0.99 GOALS AGAINST AVERAGE IN GOAL AS THE FLYERS PITCHED 13 SHUTOUTS IN 1998.



DENNY CLANTON
NO FLYER HAS STARTED MORE GAMES THAN CLANTON'S 77 BEFORE MOVING ON TO THE MLS.



PERSONAL ACCOLADES



1955 Earl Scheidler	NSCAA All-Midwest Region
1966 Elie Saleebi Pat Obiaya	All-Ohio First Team All-Ohio First Team All-America Second Team
1967 Bill Cheny Charles Ezendu	All-Ohio Second Team All-Ohio Second Team
1968 Bill Cheny Rich Noose	All-Ohio Second Team All-Ohio Honorable Mention
1972 Mike Cahill	All-Ohio Second Team All-Midwest Honorable Mention
1973 Bob Rohrbach	All-Ohio
1974 Mike Cahill Jim Gerker Bob Rohrbach Dave Mechler	All-Ohio Second Team All-Ohio Honorable Mention All-Ohio Honorable Mention All-Ohio Honorable Mention
1975 Bob Rohrbach	All-America Second Team
1976 Bob Rohrbach	All-America Honorable Mention
1989 Steve Michel Brady O'Toole Jim Hafner John Boucavalas	All-MCC Second Team MCC All-Tournament Team MCC All-Tournament Team MCC All-Newcomers Team
1990 Brady O'Toole Mark Phillips Joe Fischer	Third Team All-Midwest First Team All-Ohio All-MCC Newcomers Team MCC All-Tournament Team MCC All-Tournament Team

1991 Nick Igel	All-MCC Second Team
1992 Nick Igel Mark Phillips Scott Schaeper	All-MCC First Team First Team All-Ohio All-Midwest Second Team All-MCC Second Team First Team All-Ohio All-MCC Second Team All-Ohio Second Team
1993 Mark Phillips Lakes Mike Reynaert Scott Schaeper	Second Team All-Ohio Second Team Academic All-Great Great Midwest All-Newcomer Team All-Great Midwest Second Team All-Ohio Second Team
1994 Scott Schaeper All-America	All-Ohio First Team Great Lakes Region Academic
1995 Brian Collier Kevin Rudolph	Second Team All-Atlantic 10 All-Ohio First Team All-Ohio Second Team
1997 Emmanuel Ayim Drew Krafcik Tim McCarthy Shawn Rockey	First Team All-Atlantic 10 All-Championship Team NSCAA Academic All-America All-Championship Team All-Championship Team A-10 Championship Most Outstanding

Mark Schulte	First Team All-Atlantic 10
1998 Emmanuel Ayim R.J. Kaszuba Tim McCarthy Rick Roettker Mark Schulte Player Godfrey Tenoff	All-Championship Team First Team All-Atlantic 10 First Team All-Atlantic 10 First Team All-Atlantic 10 All-Championship Team First Team All-Atlantic 10 All-Championship Team A-10 Championship Most Outstanding NSCAA Academic All-America All-Championship Team
1999 Emmanuel Ayim Mark Schulte R.J. Kaszuba	First Team All-Atlantic 10 First Team All-Atlantic 10 Second Team All-Atlantic 10
2000 Lee Crawford Denny Clayton Wade Fischer Large Team Chris Harder Sunday Isename R.J. Kaszuba Large Team Erik Nelson Michael Nsien Dave Schureck	All-Championship Team Second Team All-Atlantic 10 Atlantic 10 All-Rookie Team Verizon Academic All-America At- Second Team All-Atlantic 10 Second Team All-Atlantic 10 OSCAA All-Ohio First Team Third Team All-America Atlantic 10 Offensive Player of the Year All-Championship Team First Team All-Atlantic 10 Atlantic 10 Scholar Athlete of the Year Atlantic 10 Academic All-Conference OSCAA All-Ohio First Team Verizon Academic All-America At- First Team All-Atlantic 10 All-Championship Team Atlantic 10 Coach of the Year
2001 Dan Bestic Team Team Denny Clayton Wade Fischer Team Sunday Isename Erik Nelson Chris Rolfe	Verizon Academic All-America Second Verizon Academic All-District First Atlantic 10 Academic All-Conference Second Team All-Atlantic 10 OSCAA All-Ohio Second Team Verizon Academic All-America Second Atlantic 10 Academic All-Conference First Team All-Atlantic 10 OSCAA All-Great Lakes First Team OSCAA All-Ohio First Team Second Team All-Atlantic 10 OSCAA All-Great Lakes First Team OSCAA All-Ohio First Team Atlantic 10 All-Rookie Team OSCAA All-Ohio Second Team
2002 Denny Clayton Nate Darr Scott Hinshaw	OSCAA All-Ohio First Team Atlantic 10 All-Rookie Team Atlantic 10 Academic All-Conference





2003 Antti Arst Denny Clayton	Atlantic 10 All-Rookie Team NSCAA All-America Third Team All-Atlantic 10 First Team OSCAA All-Ohio First Team NSCAA All-Great Lakes First Team Atlantic 10 Pre-Season All-Conference OSCAA All-Ohio First Team NSCAA All-Great Lakes First Team All-Atlantic 10 First Team
Christian Porto	OSCAA All-Ohio First Team NSCAA All-Great Lakes First Team All-Atlantic 10 First Team
Chris Rolfe	OSCAA All-Ohio First Team Atlantic 10 Pre-Season All-Conference OSCAA All-Ohio Second Team
Tye Stebbins	Academic All-District
2004 Chris Rolfe	NSCAA All-America Second Team NSCAA Great Lakes Region First Team All-Atlantic 10 First Team OSCAA All-Ohio First Team Atlantic 10 Pre-Season All-Conference All-Atlantic 10 First Team NSCAA Great Lakes Region Second Team ESPN Academic All-America Third Team ESPN Academic All-District First Team Atlantic 10 Pre-Season All-Conference All-Atlantic 10 Second Team NSCAA Great Lakes Region Third Team All-Atlantic 10 Second Team NSCAA Great Lakes Region Third Team Atlantic 10 All-Rookie Team
Tye Stebbins	
Nate Darr	
Omar Jarun	
Matt Troop	
2005 Omar Jarun	All-Atlantic 10 First Team All-Great Lakes Region Second Team All-Atlantic 10 First Team All-Great Lakes Region Third Team All-Atlantic 10 Second Team All-Great Lakes Region Second Team ESPN The Magazine Academic All-District Atlantic 10 All-Academic Team
Nate Darr	
Terry Alvino	
Dan Hartwig	
2006 Ryan Handbury	2006 All-Atlantic 10 Honorable Mention
2007 Zac Gibbens Ryan Handbury Gary Long Alex Torda	All-Atlantic 10 Honorable Mention All-Mid Atlantic Region Third Team Atlantic 10 All-Championship Team All-Atlantic 10 First Team All-Mid Atlantic Region Third Team
2008 Florian DeCamps	A-10 Championship Most Outstanding Player All-Atlantic 10 First Team Atlantic 10 All-Championship Team NSCAA All-Mid Atlantic Region First Team OCSCA All-Ohio First Team NSCAA All-Mid Atlantic Region Third Team All-Atlantic 10 Honorable Mention Atlantic 10 All-Championship Team Atlantic 10 All-Championship Team NSCAA Scholar All-East Region Third Team NSCAA Scholar All-East Region HM College Soccer News All-Freshman Third Team Atlantic 10 All-Rookie Team OCSCA All-Ohio NSCAA Scholar All-East Region HM Hermann Trophy Watch List NSCAA All-Mid Atlantic Region Second Team ESPN The Mag Academic All-America Second Team ESPN The Mag Academic All-District IV First Team NSCAA Scholar All-America Team NSCAA Scholar All-East Region First Team Atlantic 10 Preseason All-Conference All-Atlantic 10 Second Team Atlantic 10 Academic All-Conference OCSCA All-Ohio ESPN The Mag Academic All-District IV First
Ryan Handbury	
Isaac Kissi	
Ben Murray	
Joe Olwig	
Jack Pearson	
Tyler Picard	
Sonny Renner	
Alex Torda	
Tommy Watkins	

2009 Randy Dennis Ryan Handbury	Atlantic 10 All-Championship Team All-Atlantic 10 First Team OCSCA All-Ohio First Team All-Atlantic 10 First Team OCSCA All-Ohio First Team Atlantic 10 All-Championship Team Lowe's Senior CLASS Top 30 Candidate NSCAA All-East Scholar Team OCSCA All-Ohio Second Team All-Atlantic 10 Honorable Mention All-Atlantic 10 Second Team Atlantic 10 All-Championship Team All-Atlantic 10 Second Team Atlantic 10 Academic All-Conference Lowe's Senior CLASS Top 30 Candidate ESPN The Magazine Academic All-District IV First Team NSCAA All-East Scholar Team NSCAA Scholar All-America Team OCSCA All-Ohio Second Team ESPN The Magazine Academic All-District IV First Team Atlantic 10 Academic All-Conference NSCAA All-East Scholar Team
Isaac Kissi	
Ben Murray	
Jack Pearson	
Tyler Picard	
Jeff Popella	
Alex Torda	
Tommy Watkins	
2010 Michael Deyhle	ESPN The Magazine Academic All-District IV First Team
Nate Dombrowski	ESPN The Magazine Academic All-District IV First Team Atlantic 10 Academic All-Conference All-Atlantic 10 Second Team All-Atlantic 10 Second Team ESPN The Magazine Academic All-District IV First Team Lowe's Senior CLASS Top 30 Candidate Atlantic 10 Academic All-Conference NSCAA All-East Scholar Team
Jack Pearson	
Tyler Picard	
Tommy Watkins	
2011 Jack Pearson	NSCAA's Mid-Atlantic All-Region Third Team NCAA Division I Ohio Collegiate Soccer Association (OCSA) All-Ohio Team A-10 Second Team All-Conference A-10 All-Rookie Team All-Academic Team
Abe Keller	
Michael Deyhle	
2012 Abe Keller	OCSCA All-Ohio First Team OCSCA All-Academic Team College Sports Madness A-10 First Team OCSCA All-Ohio Second Team OCSCA All-Ohio Second Team Atlantic 10 All-Championship Team College Sports Madness A-10 First Team A-10 All-Rookie Team Top Drawer Soccer Top 100 Freshman
Eddie Jones	
Daniel Berko	
Maik Schoonderwoerd	
Chris Froshauer	A-10 All-Rookie Team Top Drawer Soccer Top 100 Freshman
2013 Abe Keller	A-10 First Team A-10 All-Academic Team Top Drawer Soccer Midseason Top 100 Top Drawer Soccer National Team of the Week College Sports Madness Preseason First Team A-10 Dayton Flyer Classic All-Tournament Team A-10 Second Team A-10 All-Academic Team Senior CLASS Award Nominee Academic All-District 5 MSU Classic All-Tournament Team Second Team Academic All-American A-10 All-Academic Team Academic All-District 5 Dayton Flyer Classic All-Tournament Team
Greg Enstone	
Jonathan Nelson	
John Howe	
Maik Schoonderwoerd	
Amass Amankona	A-10 All-Rookie Team, MSU Classic All-Tournament Team Dayton Flyer Classic All-Tournament Team A-10 All-Rookie Team
Rafael Gamboa	

James Haupt Chris Lenning Kiki Lara Chris Froshauer	A-10 All-Rookie Team Dayton Flyer Classic MVP, All-Tournament Team Mid-Atlantic Region Asst. Coach of the Year College Sports Madness Preseason 2nd Team All-A-10 MSU Classic All-Tournament Team
2014 Amass Amankona	First Team All-Atlantic 10 College Sports Madness First Team All-A10 First Team All-Ohio Second Team All-Midwest Region UAB Classic All-Tournament Team Dayton Classic All-Tournament Team Dayton Presidential Scholar Athlete Award Second Team Academic All-Region First Team Academic All-Ohio Atlantic 10 All-Rookie Team Second Team All-Ohio Third Team All-Midwest Region UAB Classic All-Tournament Team College Sports Madness Second Team All-A-10 Second Team All-Ohio First Team Academic All-Ohio Atlantic 10 All-Academic Team Second Team Academic All-Ohio College Sports Madness Preseason Second Team All-A-10 UAB Classic All-Tournament Team Dayton Classic All-Tournament Team College Sports Madness Atlantic 10 Preseason Freshman of the Year College Sports Madness Atlantic 10 Preseason First Team
Lalas Abubakar	
James Haupt	
Andrew Lightner	
Chris Froshauer	
Brian Richards	
Nick Hagenkord	
Greg Enstone	
2015 Amass Amankona	MAC Hermann Player of the Year Finalist Second Team All-American Senior CLASS First Team Academic All-American NSCAA Scholar All-American First Team All-Midwest Region Senior CLASS Award Top 10 Finalist Top Drawer Second Team Best XI Atlantic 10 Player of the Year Atlantic 10 Midfielder of the Year Atlantic 10 First Team Atlantic 10 Academic All-Conference All-Ohio First Team Academic All-Ohio Atlantic 10 Tournament MVP Atlantic 10 All-Tournament Team Atlantic 10 Preseason First Team First Team All-Midwest Region Atlantic 10 First Team All-Ohio First Team Academic All-Ohio Atlantic 10 Preseason First Team Atlantic 10 Second Team Atlantic 10 All-Tournament Team NSCAA Third Team All-Midwest Region Atlantic 10 First Team Atlantic 10 All-Academic Team Atlantic 10 All-Tournament Team Academic All-Ohio All-Ohio First Team Atlantic 10 Preseason First Team Atlantic 10 Academic All-Conference Atlantic 10 All-Rookie Team Atlantic 10 Preseason All-Rookie Team
Lalas Abubakar	
Kissima Bojang	
James Haupt	
Andrew Lightner	
Kennedy Nwabia	
Maik Schoonderwoerd	NSCAA Third Team All-Midwest Region Atlantic 10 All-Tournament Team
Carlos Sendin	



2016 Lalas Abubakar	NSCAA Scholar All-America First Team All-Midwest Region Atlantic 10 Defender of the Year Atlantic 10 First Team All-Ohio First Team Academic All-Ohio Atlantic 10 Preseason First Team Arthur Ashe Jr. Scholar Award Senior Class Award Finalist A-10 Player of the Week Preseason All-Conference Team	Andy Sanchez Xavier Zengue	A-10 All-Rookie Team A-10 All-Rookie Team A-10 Defensive Player of the Week
Kennedy Nwabia	Third Team All-Midwest Region First Team All-Conference Second Team All-Ohio	Laurel Aug Rok Taneski	Academic All-Ohio Senior CLASS Award Candidate
Coletun Long	Academic All-Ohio Academic All-Conference	2020 Jonas Fjeldberg	A-10 Offensive Player of the Year A-10 First Team First Team All-Region A-10 Player of the Week Senior Class Award Top 30 Candidate
Rok Taneski	A-10 All-Rookie Team A-10 Rookie of the Week	Kingsford Adjei	A-10 Midfielder of the Year A-10 First team Second Team All-Region A-10 Second Team
Federico Barrios	A-10 All-Rookie Team A-10 Rookie of the Week	Toluwalase Oladienbo Elias Harryson Marc Kouadio Dennis Currier	A-10 Second Team A-10 All-Rookie Team A-10 Coach of the Year
Daniel Dos Santos Bennett Lehner	Preseason All-Conference Team Preseason All-Conference Team	2021	
2017 Rok Taneski	A-10 Midfielder of the Year A-10 First Team First Team All-Ohio All-Midwest Region Two-Time A-10 Player of the Week	Elias Harryson Kingsford Adjei	Academic All-Ohio First Team All-Ohio A-10 First Team All-Conference Senior CLASS Award Top 30 Candidate All-Southeast Region Second Team Second Team All-Ohio
Alvaro Navarro	A-10 First Team Second Team All-Ohio Academic All-Ohio	Seth Antwi	
Nick Hagenkord James Haupt	Academic All-Ohio A-10 Second Team Academic All-Ohio Senior CLASS Award Nominee		
Jonas Fjeldberg Thor Helgason	A-10 All-Rookie Team A-10 All-Rookie Team A-10 Rookie of the Week		
Aidan Bean	A-10 All-Academic		
2018 Rok Taneski	USC Scholar All-America Third Team First Team Scholar All-Region Third Team All-Region First Team All-Ohio Academic All-Ohio Preseason All-Conference Team A-10 All-Academic A-10 Second Team		
Daniel Dos Santos Federico Barrios	Academic All-Ohio A-10 All-Academic Academic Honorable Mention A-10 Defensive Player of the Week		
Elias Harryson	A-10 All-Rookie Team A-10 Rookie of the Week		
Aidan Bean	A-10 All-Academic		
2019 Jonas Fjeldberg	A-10 Offensive Player of the Year A-10 First Team All-Ohio Second Team All-Region A-10 Player of the Week - 3x		
Kingsford Adjei	A-10 Midfielder of the Year A-10 First Team All-Ohio Third Team All-Region		
Toluwalase Oladienbo	A-10 Rookie of the Year A-10 Second Team A-10 Rookie of the Week - 3x		
Federico Barrios	A-10 First Team Academic All-Ohio Scholar All-Region A-10 Defensive Player of the Week A-10 Preseason All-Conference		
Elias Harryson	A-10 Second Team		



MAJOR LEAGUE SOCCER

DENNY CLANTON CHICAGO FIRE (2004)
 CHRIS ROLFE CHICAGO FIRE (2005-2009,2012-2014), D.C. UNITED (2014)
 DASAN ROBINSON CHICAGO FIRE (2006-2011), TORONTO FC (2011), LA GALAXY (2011)
 MARK SCHULTE COLUMBUS CREW (2005)
 MICHAEL NSIEN LOS ANGELES GALAXY (2005)
 AMASS AMANKONA REAL SALT LAKE (2016)
 LALAS ABUBAKAR COLUMBUS CREW (2017-18), COLORADO RAPIDS (2018-ACTIVE)

DANISH SUPERLIGA

CHRIS ROLFE AALBORG BOLDSPILKLUB (2010-2012)

UNITED SOCCER LEAGUES FIRST DIVISION (A-LEAGUE)

EMMANUEL AYIM 2000 FIRST ROUND (SIXTH OVERALL)
 SAN DIEGO FLASH
 CINCINNATI RIVERHAWKS
 R.J. KASZUBA 2001 FIRST ROUND (3RD OVERALL)
 CINCINNATI RIVERHAWKS
 OMAR JARUN 2006 FIRST ROUND (SIXTH OVERALL)
 ATLANTA SILVERHAWKS
 ISAAC KISSI ROCHESTER RHINOS (2010)

THE MLS SUPERDRAFT

DENNY CLANTON 2004 FOURTH ROUND (38TH OVERALL)
 CHICAGO FIRE
 CHRIS ROLFE 2005 THIRD ROUND (29TH OVERALL)
 CHICAGO FIRE
 DASAN ROBINSON 2006 SUPPLEMENTAL ROUND
 CHICAGO FIRE
 ISAAC KISSI 2010 THIRD ROUND (42ND OVERALL)
 CLUB DEPORTIVO CHIVAS USA
 AMASS AMANKONA 2016 THIRD ROUND (46TH OVERALL)
 REAL SALT LAKE FC
 LALAS ABUBAKAR 2017 FIRST ROUND (5TH OVERALL)
 COLUMBUS CREW
 JONAS FJELDBERG 2021 SECOND ROUND (54TH OVERALL)
 F.C. CINCINNATI
 KINGSFORD ADJEI 2022 SECOND ROUND (56TH OVERALL)
 NEW YORK CITY FC

UNITED SOCCER LEAGUES FIRST DIVISION ("A-LEAGUE") DRAFT

EMMANUEL AYIM 2000 FIRST ROUND (SIXTH OVERALL)
 SAN DIEGO FLASH
 MARK SCHULTE 2000 TERRITORIAL ROUND
 CINCINNATI RIVERHAWKS
 R.J. KASZUBA 2001 FIRST ROUND (THIRD OVERALL)
 CINCINNATI RIVERHAWKS
 OMAR JARUN 2006 FIRST ROUND (SIXTH OVERALL)
 ATLANTA SILVERHAWKS

NASL

BOB ROHRBACH NEW YORK COSMOS, COLORADO CARIBOUS, DETROIT EXPRESS (1977-79)



A-10 CHAMPIONSHIPS

Year	Champion
1997	St. John's
1998	St. John's
1999	St. John's
2000	St. John's
2001	St. John's
2002	St. John's
2003	St. John's
2004	St. John's
2005	St. John's
2006	St. John's
2007	St. John's
2008	St. John's
2009	St. John's
2010	St. John's
2011	St. John's
2012	St. John's
2013	St. John's
2014	St. John's
2015	St. John's
2016	St. John's
2017	St. John's
2018	St. John's
2019	St. John's
2020	St. John's
2021	St. John's
2022	St. John's
2023	St. John's
2024	St. John's

DAYTON SOCCER

HOME OF THE 2017 ATLANTIC COAST MEN'S SOCCER CHAMPIONSHIP NOVEMBER 10-12

NCAA PARTICIPATION

Year	Champion
1997	St. John's
1998	St. John's
1999	St. John's
2000	St. John's
2001	St. John's
2002	St. John's
2003	St. John's
2004	St. John's
2005	St. John's
2006	St. John's
2007	St. John's
2008	St. John's
2009	St. John's
2010	St. John's
2011	St. John's
2012	St. John's
2013	St. John's
2014	St. John's
2015	St. John's
2016	St. John's
2017	St. John's
2018	St. John's
2019	St. John's
2020	St. John's
2021	St. John's
2022	St. John's
2023	St. John's
2024	St. John's

