



CHARLESTON FOOTBALL

@UCWV_Football #WingsUp



WEST VIRGINIA STATE YELLOW JACKETS
(6-4, 5-3 MEC)

@



No. 6 CHARLESTON GOLDEN EAGLES
(10-0, 8-0 MEC)

SAT NOV. 16, 2024 | 12:00PM

— GAME NOTES —

UC STADIUM AT LAIDLEY FIELD

2024 WV State Football Schedule

Thu 9/5 at Barton College	W, 27-24
Fri 9/13 CARSON NEWMAN	L, 56-25
Sat 9/21 WEST LIBERTY	W, 57-37
Sat 9/28 WV WESLEYAN	W, 48-22
Sat 10/5 at Fairmont State	W, 45-34
Sat Oct 12 CONCORD	W, 44-14
Sat 10/19 at Wheeling	L, 35-33
Sat 10/26 at UNC Pembroke	L, 62-17
Sat Nov 2 FROSTBURG STATE	W, 38-24
Sat Nov 9 at Glenville State	L, 40-14
Sat Nov 16 at Charleston	12:00pm

2024 Charleston Football Schedule

Sat 8/31 at Livingstone	W, 38-7
Sat 9/7 CAL (PA)	W, 23-19
Sat 9/14 OPEN	
Sat 9/21 UNC PEMBROKE	W, 58-36
Sat 9/28 at Concord	W, 42-7
Sat 10/5 GLENVILLE STATE	W, 29-17
Sat 10/12 WHEELING	W, 42-23
Sat 10/19 at No. 22 Frostburg State	W, 48-7
Fri 10/25 FAIRMONT STATE	W, 50-30
Sat 11/2 at West Liberty	W, 38-0
Sat 11/9 at WV Wesleyan	W, 69-21
Sat 11/16 WV STATE	12:00pm

SERIES HISTORY

Today's game will be the 20th meeting on the gridiron between Charleston & WV State with the Golden Eagles leading the all-time series 16-3. Charleston defeated WV State 52-20 in last year's meeting at Lakin-Ray Field in Institute. Yellow Jackets defeated the Golden Eagles two years ago at UC Stadium 42-35.

Don't miss a second of Golden Eagles Athletics — **LIVE** and **ON DEMAND**.

This week, join Jack Withrow & Mychal Schulz for all the action on the Mountain East Digital Network



mountaineast.tv/charleston



IN-stadium listening on 90.1FM



FOLLOW
ALONG



UC ATHLETICS

Website: www.ucgoldeneagles.com




MOUNTAIN
EAST

www.mountaineast.org



— HISTORY OF THE GOLDEN EAGLES

- Morris Harvey College played their first football game in 1904. A 27-0 victory over Shelton College of St. Albans.
- The 1950 season was one to remember as coach Eddie King led the Golden Eagles to their first undefeated, untied season while winning the WVIAC championship. Morris Harvey would go on to defeat Emory & Henry 35-14 to win the 1951 Tangerine Bowl in Orlando, FL. Now known as the Citrus Bowl.
- Another 1950 highlight was QB Pete Anania throwing 5 touchdown passes in a 61-13 victory over WV Tech in front of 9,000 fans at Laidley Field in Charleston.
- Morris Harvey would drop the football program after the 1956 season citing financial reasons.
- In 1978, Morris Harvey College was renamed the University of Charleston.
- After 47 years, football would return to the Charleston campus in 2003 under head coach Mike Springston.
- 2015 team under head coach Pat Kirkland would be the first team to qualify for the NCAA DII playoffs.
- In 2023, Charleston would claim their first Mountain East Conference football championship, finishing with an 8-1 conference record. The Golden Eagles would win their first ever NCAA DII playoff game. A 52-44 home victory over New Haven(CT) at UC Stadium.
- The 2024 year marks the 21st season since Charleston brought football back to the Kanawha Valley campus and 68th season overall.





— NOTING THE 2024 GOLDEN EAGLES

- Charleston is looking to go undefeated in the regular season for the first time since the 1950-51 season when they went undefeated & won the 1951 Tangerine Bowl in Orlando, FL.
- In 2022, Quinn Sanders was named the 4th head coach of the Golden Eagles since bringing football back in 2003.
- Mike Springston (2003-04), Tony DeMeo (2005-2010), Pat Kirkland (2011-2021) & Quinn Sanders (2022-present)
- In his first 30 games as the head coach of the Golden Eagles, Quinn Sanders' offense has averaged 41.6 points per game. After Saturday's 69-21 victory at WV Wesleyan, his career head coaching record is 26-7 overall & 22-5 in the Mountain East Conference.
- Under Sanders, the Golden Eagles offense has been one of the top scoring in the country -- scoring more than 40 points in a game 19 times and 12 times scoring more than 50 points.
- Redshirt Junior RB Chavon Wright (Opa-Locka, FL) leads the Mountain East Conference and NCAA DII in 4 major offensive categories — Rushing Yards (1,845), Rushing Yards per Game (184.5), Rushing TD's (33) & All Purpose Yards per Game (191.3).
- Wright has already set a few MEC single-season records which was previously held by current Denver Broncos RB Jaleel McLaughlin — Rushing Touchdowns(33), Total Touchdowns(34) and Total Points(208). Wright still has his sights set on breaking a few more as McLaughlin still owns the MEC single-season rushing record of 2,421 rushing yards and 172.9 yards/game set in 2018.
- Sophomore QB Ean Hamric (Glenville, WV) turned in another solid effort on Saturday against WV Wesleyan. Hamric went 13-of-15 passing for 204 yards and 4 touchdowns.
- Receiver Marquan Herron hauled in 3 touchdown grabs against WV Wesleyan on Saturday. Herron now has 5 receiving touchdowns to go along with 32 catches and 497 yards.
- Fort Worth, Texas native, junior WR Yves Bosmans leads the offense with 38 catches for 509 yards and 6 touchdowns. Bosmans hauled in 10 passes for 182 yards and 4 touchdowns in a 58-36 home victory over UNC Pembroke back on September 21, 2024.
- Junior linebacker Aden Miller (Cincinnati, OH) leads the Golden Eagles' defense with 49 total tackles which includes 30 solo tackles & 2 Tackles for Loss. Junior LB Andrew Chamblee is right behind him with 47 total tackles including a team-high 10 Tackles for Loss.
- Charleston is currently ranked 1st in NCAA DII in Turnover Margin at +17.
- Golden Eagles defense leads the Mountain East Conference in Scoring Defense (16.7ppg), Rushing Defense (102.4ypg) and Interceptions (14). The Golden Eagles 14 interceptions is T-10th in NCAA DII.
- Graduate student, free safety Ra'Shaad Morris and redshirt freshman cornerback Louikenzy Jules lead the team with 3 interceptions each.





WEST VIRGINIA STATE at No. 6 CHARLESTON

UC STADIUM at LAIDLEY FIELD - Charleston, WV | Saturday November 16, 2024 | 12:00pm



2024 MOUNTAIN EAST CONFERENCE TEAM STATS | Games through November 9, 2024

SCORING OFFENSE			
	GM	TD	PPG
1 Charleston	10	61	43.7
2 UNC Pembroke	10	59	41.5
3 WV State	10	45	34.8
4 Fairmont State	10	43	34.0
5 Wheeling	10	44	32.7
6 Frostburg State	10	43	32.2
7 West Liberty	10	29	21.5
8 Glenville State	10	26	20.2
9 WV Wesleyan	10	23	17.8
10 Concord	10	21	16.8

SCORING DEFENSE			
	GM	TD	PPG
1 Charleston	10	22	16.7
2 Glenville State	10	32	23.0
3 UNC Pembroke	10	34	26.7
4 Frostburg State	10	37	26.9
5 Wheeling	10	41	29.7
6 Fairmont State	10	44	32.3
7 WV State	10	47	34.8
8 Concord	10	46	36.0
9 West Liberty	10	54	40.1
10 WV Wesleyan	10	63	46.7

TOTAL OFFENSE									
	GM	RUSH	PASS	PLAYS	YARDS	YPP	TD	YPG	
1 Charleston	10	2766	1858	694	4624	6.7	61	462.4	
2 Fairmont State	10	1594	2930	701	4524	6.5	42	452.4	
3 UNC Pembroke	10	1697	2826	651	4523	6.9	53	452.3	
4 WV State	10	2014	2092	658	4106	6.2	42	410.6	
5 Wheeling	10	1557	2385	674	3942	5.8	39	394.2	
6 Frostburg State	10	1423	2115	596	3538	5.9	38	353.8	
7 West Liberty	10	1324	2150	677	3474	5.1	28	347.4	
8 Concord	10	908	2227	617	3135	5.1	20	313.5	
9 Glenville State	10	1440	1679	630	3119	5.0	25	311.9	
10 WV Wesleyan	10	703	1802	612	2505	4.1	22	250.5	

TOTAL DEFENSE									
	GM	RUSH	PASS	PLAYS	YARDS	YPP	TD	YPG	
1 Charleston	10	1024	2028	589	3052	5.2	21	305.2	
2 UNC Pembroke	10	1215	2019	653	3234	5	32	323.4	
3 Frostburg State	10	1474	1807	627	3281	5.2	35	328.1	
4 Glenville State	10	1711	1655	593	3366	5.7	31	336.6	
5 West Liberty	10	1521	2533	656	4054	6.2	48	405.4	
6 Wheeling	10	1484	2577	679	4061	6	39	406.1	
7 Concord	10	2091	2054	728	4145	5.7	42	414.5	
8 Fairmont State	10	1890	2383	694	4273	6.2	38	427.3	
9 WV State	10	1636	2693	687	4329	6.3	42	432.9	
10 WV Wesleyan	10	2209	2556	656	4765	7.3	60	476.5	

MOUNTAIN EAST STANDINGS | November 16, 2024

	OVR	MEC	STRK
Charleston	10-0	8-0	W10
Glenville State	6-4	6-2	W4
Fairmont State	6-4	5-3	W2
WV State	6-4	5-3	L1
UNC Pembroke	5-5	5-3	W3
Frostburg State	6-4	4-4	L4
Wheeling	5-5	4-4	W1
West Liberty	2-8	2-6	L3
Concord	1-9	1-7	L2
WV Wesleyan	0-10	0-8	L10

THIS WEEK'S SCHEDULE | Sat November 16, 2024

WV State at Charleston	12:00pm
West Liberty at Wheeling	12:00pm
Glenville State at WV Wesleyan	1:00pm
UNC Pembroke at Concord	1:00pm
Fairmont State at Frostburg State	1:00pm

NEXT WEEK'S SCHEDULE | Sat November 23, 2024

NCAA DII PLAYOFFS

LAST 3 MEETINGS

Nov. 11, 2023 | Charleston 52, WV State 20 (Institute, WV)
Nov. 12, 2022 | WV State 42, Charleston 35 (Charleston, WV)
Nov. 13, 2021 | Charleston 38, WV State 13 (Institute, WV)

NATIONAL/REGIONAL RANKINGS

Charleston	9	D2Football.com	WV State	NR	D2Football.com
	6	AFCA		NR	AFCA
	1	Super Region One		NR	Super Region One



VANTAGE VOLLEYBALL

WWW.VANTAGEVOLLEYBALL.COM
CHARLESTON'S PREMIER VOLLEYBALL CLUB



MOUNTAIN
EAST



CHARLESTON FOOTBALL

@UCWV_Football #WingsUp

Golden Eagles Head Into Final Week of Regular Season Undefeated

| Tim McCutchen

Buckhannon, W. Va – Charleston hit the road on Saturday to the central region of West Virginia to face the Bobcats of West Virginia Wesleyan. The Bobcats have had their struggles this year as they continued to find their first win of the season, whereas the Golden Eagles looked to extend their winning streak to 10 on the year.

The Basics

Location: Cebe Ross Field

Score: UC 69, WVWC 21

Records: UC 10-0 (8-0 MEC), WVWC 0-10 (0-10 MEC)

How it Happened

Charleston scored on their second play from scrimmage as Ean Hamric galloped down the field on a quarterback run down the sideline for 43 yards into the endzone for the early 7-0 lead. Following the Charleston defensive stop, Marquan Herron found his first score of the day through the air 16 yards out on a dime from Ean Hamric to extend the lead to two scores. The second quarter was where Chavon Wright found the endzone from three yards away capping off a 10-play 60-yard drive that brought Charleston's lead to 20-0. The Bobcats struck gold with Kevin Mitchell on a half-back draw up the gut from 38 yards away, cutting the lead to 20-7. The Golden Eagles would answer right back with a longball from Hamric to Herron once again; this time from 43 yards out, giving Charleston a 27-7 lead over the home team.

After a blocked punt by Jadus Davis deep in Bobcat territory, the Golden Eagles were able to cash in for another Wright rushing touchdown, extending the margin to 34-7. Charleston's last score of the first half would be Herron's hattrick as Hamric found him from a short distance in the promise land, giving Charleston a 41-7 lead heading back into the locker room.

Yves Bosmans grabbed his jumper cables and electrified the away fans on the second play of the second half as Hamric placed the ball beautifully into Bosmans' hands and the Texas native took care of the rest, running into the endzone to complete the 72-yard pass for the seventh Charleston touchdown of the day. Midway through the quarter, Zach Williams would punch into the endzone from four yards out for his second score of the season, giving Charleston a comfortable 55-7 lead. Justin McDuffie would also find a rushing score following Williams' blasting over the goal line, finishing off an 11-play drive for the 67-7 lead. The Golden Eagles rounded out their scoring after redshirt freshman quarterback Camden Reese found Luke Francis down the sideline as Francis put the afterburners on up the sideline finding the endzone on a 37-yard pitch and catch for the score. Despite two touchdowns scored from the Bobcats late in the game, the Golden Eagles prevailed with their dominance on the road, taking the 69-21 victory for their ninth conference victory of the season.

Up Next

Charleston rounds out their regular season with a cross-town rivalry matchup with familiar opponent West Virginia State. The Golden Eagles remain the top seed in Super Region One, making this a must-win ballgame if the squad wants to remain atop the region in the playoffs. Kickoff is set for 12:00 PM this Saturday at UC Stadium

CHARLESTON 69 WV WESLEYAN 21



TEAM STATISTICS

	UC	WVWC
TOTAL YARDS	583	223
PASS YARDS	279	196
RUSH YARDS	304	27
PENALTY YARDS	4-47	5-30
1ST DOWNS	26	11
3rd DOWN CONV	9-13	2-12
4th DOWN CONV	2-3	0-2
TIME OF POSSESSION	33:10	26:50
TURNOVERS	1	1

FOLLOW
ALONG



UC ATHLETICS

Website: www.ucgoldeneagles.com



CONGRATULATIONS 2023-24 GOLDEN EAGLES

LEARFIELD DIRECTORS' CUP

DIVISION II FINAL STANDINGS



UNIVERSITY OF CHARLESTON

7TH



3RD STRAIGHT TOP-20 FINISH



FOLLOW YOUR FAVORITE SCHOOL
DURING THE 2024-25 SEASON





@LDIRECTORSCUP

THEDIRECTORSCUP.COM



essaymediawv.com



ESSAY MEDIA | WWW.ESSAYMEDIWV.COM

OFFICIAL PHOTOGRAPHER OF UNIVERSITY OF CHARLESTON ATHLETICS

THE
UNIVERSITY OF CHARLESTON
IS A PROUD MEMBER OF THE

MOUNTAIN EAST

www.mountaineast.org





QUINN SANDERS

HEAD COACH



Hometown: Seagrove Beach, Florida

University of Charleston 2011

 quinnsanders@ucwv.edu

 @FBCoachQ

Quinn Sanders is a visionary leader in collegiate football, currently serving as the Head Football Coach at the University of Charleston since March 2022. Known for his strategic acumen and dedication to player development, Sanders has helped transform the Golden Eagles into a championship team within the Mountain East Conference (MEC).

Under Sanders' guidance, the University of Charleston Football program achieved unprecedented success, culminating in the 2023 MEC Championship, the first football championship for the university since 1952. Sanders led the team to a record-breaking season with 10 wins, earning a notable 19th ranking in the final AFCA poll. The Golden Eagles boasted a top 5 scoring offense nationally, averaging 44 points per game, and secured their first-ever playoff win, marking a historic milestone in school history.

Sanders' coaching prowess was acknowledged with the MEC Coach of the Year award, recognizing his excellence in leadership and program development. Beyond coaching, Sanders played a pivotal role in fundraising efforts, spearheading a \$400,000 renovation of the locker room.

Prior to his role as Head Coach, Sanders served as Offensive Play caller, Quarterbacks Coach, and Offensive & Recruiting Coordinator from February 2021 to March 2022. During this period, he led the team to become Spring 2021 MEC South Champions, achieving notable offensive statistics with 37 points per game and 427 yards per game. Sanders developed standout players such as Conference Player of the Year RB Tyreik McCallister and 2-time All-Conference QB Guy Myers.

From March 2017 to February 2021, Sanders excelled as Quarterbacks Coach, Passing & Recruiting Coordinator, Equipment Manager, and NFL Liaison at the University of Charleston. Quarterback Brant Grisel would set school records in passing yards and touchdowns in 2019 while also being named an Academic All-American. Sanders also facilitated NFL scout visits and represented the university at professional events, enhancing the program's visibility and recruiting efforts.

Sanders began his coaching career at the University of Charleston in June 2013, assisting with quarterbacks and running backs while contributing to scouting and opponent analysis. His early coaching experience includes roles as Wide Receivers Coach at the Australian National Team during the IFAF World Championship, and Running Backs Coach at Midwestern State University, where he coached two All-Conference players and contributed to a top 10 national rushing offense.

Sanders graduated from the University of Charleston in 2011 with a Bachelor of Science in Pre-Law and was a member of CHI ALPHA SIGMA. He remains actively involved in professional organizations such as the National Minority Football Coalition and AFCA.



MIKE TESCH

OFFENSIVE COORDINATOR



Hometown: Albany, NY

Niagara University 2017

✉ michaeltesch@go.ucwv.edu

✉ @coachtesch

Michael Tesch will be entering his third consecutive season & fourth overall as an assistant coach for the Charleston Golden Eagles. He will serve as the team's Wide Receiver Coach & Offensive Coordinator for the upcoming 2024 season.

COACHING HIGHLIGHTS

Before returning to Charleston Coach Tesch spent the 2021 season at Clarion University in Pennsylvania. Prior to Clarion Tesch spent two years at Division III Illinois College. Coaching the Blueboys in 2019, Tesch helped fuel a turnaround that saw Illinois College improve from 4-6 the previous year to 7-3. There he held the titles of associate head coach, recruiting coordinator, offensive coordinator, and quarterbacks coach. Tesch's offense ranked second in the Midwest Conference with an average of 32.0 points per game, and ranked seventh in the nation in red zone scoring percentage at 90 percent. The BlueBoys saw four offensive players earn all-conference status, including Midwest Conference South Division Newcomer of the Year running back Trevor Smalls who led the conference with 14 touchdowns.

Prior to his stint at Illinois College, Tesch served as the offensive coordinator at ASA Brooklyn during the 2018 season. His offense was one of the best in the nation, ranking seventh nationally in scoring at 37.8 points per game, third nationally in yards at 470.8 yards per game, and second nationally at 255 rushing yards a game. Both total yard and rushing averages set program records. Tesch was the wide receivers coach at Charleston in 2017 as well as the team's academic coordinator. He got his start in college coaching at Hudson Valley Community College, where he was an offensive assistant from 2013-17. He worked as the wide receivers coach from 2013-14 before taking over as the associate head coach, offensive coordinator, and quarterbacks coach in 2015-16. In 2015, when Tesch became the Offensive Coordinator he was crucial in designing an offense that averaged 370 yards per game and 35 points per game, which was 13 points higher than the previous season. Both set records as the highest in the program's history at that time.



MARSHALL COOPER

DEFENSIVE COORDINATOR



Hometown: Palm Bay, FL

Univ. Tennessee-Chattanooga 2019

✉ marshallcooper@ucwv.edu

✉ @Coach_CoopFB

Marshall Cooper will be entering his 3rd season at the University of Charleston as the Defensive Coordinator/ Linebacker's Coach for the Golden Eagles.

COACHING HIGHLIGHTS

Coach Cooper started his coaching career here at the University of Charleston in 2022 coming in as a Graduate Assistant coaching the Running Back's / Tight End's.

Cooper helped coach one of the best offensive units in the MEC in 2022. The Golden Eagles finished (1) in Scoring Offense, (1) in Redzone TD's, (1) in Total Plays, (1) in 4th Down Conversions, and (1) in Redzone Scoring. He coached Running Back, Chavon Wright (MEC Offense Freshman of the Year, Don Hansen Honorable Mention All-American, 2nd Team All-Region, and 1st Team All-MEC recipient). He also coached Tight End Niko Kausky to 1st Team All-MEC honors. The Golden Eagles finished the season 6-5.

Going into the 2023 season Cooper switched over to the defensive side of the ball taking over as the Linebacker's Coach and Head Strength Coach.

Coach Cooper helped coach a unit that was one of the best in the MEC and was a part of a team which had an historic year for the Golden Eagles program. The 2023 University of Charleston football program finished with a 10-2 record and won the Mountain East Conference Championship for the first time in school history. They proceeded to go on and win the first playoff game in school history. Cooper coached three linebackers to post season awards: Willie Floyd (1st team All-MEC), Aden Miller (2nd team All-MEC), and Thaxton Gallagher (Honorable Mention All-MEC).

PLAYING HIGHLIGHTS

Marshall Cooper was a 1st Team All-Chattanooga and District Player of the Year football player coming out of Hixson High School in Chattanooga, Tennessee.

After his high school career, he walked on at the University of Tennessee at Chattanooga where he earned a scholarship and played in 33 games for the Mocs.

At the end of his career, Marshall was a 2x-Southern Conference All-Conference Linebacker, 2x-Southern Conference All-Academic, 2x-Southern Conference Honor Roll, 3x-Southern Conference Player of the Week, 1x-FCS National Player of the Week, named to the NFF Hampshire Society, recipient of the SGA Athletic Leadership Award, and recipient of the Southern Conference Commissioner Medal. Cooper was voted team captain for the 2019 season.

Marshall graduated with honors with a degree in Sport's Management with a Minor in Marketing from the University of Tennessee at Chattanooga in 2019.



NICK WATTS

SPURS COACH



Hometown: St. Albans, WV

University of Charleston 2007-2011

 nicholaswatts@ucwv.edu

 [@Coach_Nwatts](#)

COACHING HIGHLIGHTS

This will be Coach Watts' third season Coaching with the University of Charleston football team. Last season, Coach Watts was responsible for coaching the Kick Off Return team; UC's KOR team improved from 10th in average yards per return to 1st in the Mountain East Conference; Returner Tae Marrero returned two kicks for TD's and was named a 2nd Team All-American. UC's Defense improved to 3rd in the Mountain East in scoring defense in 2023, and Dekavis Preston recorded 3 interceptions last season and returned 1 for a TD. In 2022 Nirion Washington was named a 2nd Team All-American and 1st Team All Mountain East Defensive Back after playing the Spur position.

Prior to the University of Charleston, Watts served as the head football coach at his alma mater, St. Albans High School in St. Albans, WV from 2018 through the 2021 season. While leading the Red Dragon football program, Watts held a 3-1 record in the Battle of the Bridge Trophy rivalry game, recorded the first ever win over Capital High School (Charleston, WV), and increased the yearly win total in all four seasons.

Before his time in St. Albans, Watts served in defensive coordinator roles at Sissonville and Cabell Midland High Schools. He compiled a 37-11 record as an assistant. He helped lead Cabell Midland to a state championship appearance, a conference championship, two 10-win seasons, and 4 All-State selections on defense. At Sissonville he coached 4 All-Conference defenders and led a defense that was top ten in its class in scoring defense.

PLAYING HIGHLIGHTS

Coach Watts was a member of the University of Charleston football program from 2007-2011. He started 14 games as a Safety. He was named to the leadership council his senior year. In 2009, the Golden Eagle football program recorded a 9-2 record and finished with their highest national ranking to date at 23rd.

Coach Watts went on to earn a Master's Degree in Special Education from Campbellsville University. He was also a member of Chi Alpha Sigma student athlete academic fraternity.

Recruiting Areas: Georgia / West Virginia

Family: Wife: Gina Watts / Children: Ellis 7, Evelyn 7, Miriam, 3



KARON GIBSON

DEFENSIVE LINE COACH



Hometown: South Jersey, NJ

University of Delaware (2012-14)

Indiana U. of Pennsylvania (2014-16), Rowan University (2023-24)

✉ @CoachKG93

Karon Gibson will be entering his first season as an assistant coach for the Charleston Golden Eagles. He will serve as the team's Defensive Line Coach for the upcoming 2024 season.

COACHING HIGHLIGHTS

This will be Gibson's first season with the Golden Eagles.

He previously served as the Defensive Line Coach at his alma mater Woodbury High School located in Woodbury, NJ for the 2022, and 2023 seasons. In his two seasons they had a record of 19-6. In his first season Woodbury won the first ever NJ state championship in group 1 football.

PLAYING HIGHLIGHTS

Gibson was previously a two-time All-PSAC one-time All-Region Defensive Lineman for the Crimson Hawks in his two years at IUP. Before his stint at IUP he played two seasons at the University of Delaware where he had one season as a full-time starter and All-CAA honorable mention, and a freshman campaign where he appeared in every game. Over his four-year career he amazed with a total of 44 appearances, 33 starts, 165 tackles, 22.5 tackles for loss, and 11.5 sacks.

2015: First team All-PSAC West, Second team All-Region, Preseason First team All American in second year with the Crimson Hawks. Finish fifth in tackles on the season and first among defensive linemen, with 47 tackles. Third with 8.5 tackles-for-loss. Fourth with 3.5 sacks. He started off the season on pace for a career year with 40 tackles, 7 tackles-for-loss, and 3 sacks through the first 7 games of the season before being injured in week 7 against Slippery Rock. He had his season high in tackles (9) and sacks (1.5) against Kutztown (9/12). Week 2 vs Lock Haven he had his season high in tackles-for-loss with (3).

2014: First team All-PSAC West in his first season with the Crimson Hawks...Started all 11 games on the defensive line...Finished third on the team, and first among defensive linemen, with 54 total tackles...Led team with 6.0 sacks...Third with 8.0 tackles-for-loss...Forced one fumble and had one fumble recovery...Had season-high 12 tackles, with six solo stops, and one sack against Gannon (11/8)...Had five tackles with a sack, one forced fumble and one fumble recovery against Slippery Rock (10/25)...Had 12 tackles, 3.0 tackles-for-loss and 2.0 sacks in first two games against Saint Augustine's (9/6) and Kutztown (9/13)...Made four tackles and 1.5 sacks against Edinboro (10/4).

2013 (at Delaware): Started all 12 games for the Blue Hens and received All-CAA honorable mention...Finished eighth on the team with 47 total tackles...Had 20 solo stops...Finished with 3.5 tackles-for-loss...Had sack against Villanova.

2012 (at Delaware): One of five true freshmen to see action for the Blue Hens during the season...competed in camp as a true freshman and made an immediate impact...played in all 11 games and earned first start in only his second career game in victory over Delaware State...recorded 17 tackles, including four solo stops...had 2.5 tackles for loss and a half-sack ...recorded seven tackles in a near-upset over Old Dominion...registered six tackles in his collegiate debut against West Chester.

Beyond completing his football career in 2015, Gibson returned to finish his bachelor's degree in construction management through Henry R. Rowan School of Engineering at Rowan University in Glassboro, NJ from 2023-2024.



TIM MCCUTCHEN

SPECIAL TEAMS COORDINATOR | RECRUITING COORDINATOR



Hometown: Naples, Florida

University of Charleston (2019-24)

 timothymccutchen@ucwv.edu

 @TimMcCutchen

Tim McCutchen will be entering his first season as an assistant coach for the Charleston Golden Eagles. He will serve as the team's Special Teams Coordinator and Recruiting Coordinator for the upcoming 2024 season.

PLAYING HIGHLIGHTS

McCutchen was previously a four-time All-MEC placekicker for the Golden Eagles in his five starting years on the team, and remains the career record-holder for the most points scored in program history with 357 total points.

Following his final season, he led the nation in most career field goals as an active player with a total of 48 made and was fourth in most career points scored in Division II. In 2023, he would contribute to Charleston's first ever Mountain East Conference Championship title as well as the program's first playoff win in the NCAA Super Region One Playoffs.

In 2021, the Hurricane, WV native would earn First Team All-MEC honors in Charleston's 8-2 season, where he would go 13 of 21 on field goals and 42 of 46 on extra point tries. In the first game of the year against Fairmont State, McCutchen would break the school record for the longest field goal with a 51-yarder, claiming the second longest in Mountain East Conference history. A week later, he would break his own record and the MEC record for the longest field goal with a 53-yard field goal in a thrilling contest against Frostburg State on the road. It would also be the longest field goal made in all of Division II for the 2021 season.

In 2019, McCutchen would start in nine games for the Golden Eagles going 12 of 16 on field goals throughout the season, with his biggest game of the year coming in Charleston's victory over FCS Valparaiso on September 28th where he would go 4 of 4 on field goals in their 19-13 triumph.

Simultaneously over the last two years, McCutchen served as a graduate assistant in the Athletic Communications department under the Director of Sports Information, Louisa Disi. In this role, McCutchen served as the media contact for football, women's soccer, women's basketball, women's lacrosse, as well as men's & women's tennis. He would also provide play-by-play broadcasting for select Charleston sporting events when needed in addition to operating NCAA Genius and StatCrew for multiple sports.

After completing his Bachelor of Arts in Integrated Communications, McCutchen pursues his Master's of Business Administration with a focus in management.

McCutchen also served as the Student-Athlete Advisory Committee president for the University of Charleston during the 2021-2022 seasons.



TAVON LAWSON

SAFETIES COACH



Hometown: Talladega, AL

University of Tennessee Chattanooga (2014-18)

✉ tavonlawson@ucwv.edu

✉ @CoachTLawson

Tavon Lawson will be entering his first season with the University of Charleston as an assistant coach for the football program. He will serve as the Safeties Coach and the Director of Football Operations for the upcoming 2024 season.

COACHING HIGHLIGHTS

Lawson previously coached at the high school level for five seasons at various schools in Alabama and Georgia and has sent a total of 18 players to the collegiate level. Notable athletes from his previous years of coaching include Miguel Mitchell and Dallas Young, who went on to play at the University of Arkansas. Kelby Collins and Kenney McShan are two other players that were coached by Lawson who went on to play at the next level, with Collins playing for University of Florida and Kenney McShan signing with the Navy Midshipmen.

PLAYING HIGHLIGHTS

Lawson played his collegiate football the University of Tennessee at Chattanooga. He would earn All-SoCon honors as a freshman defensive back in 2014 and once again in 2017 as a linebacker. Within his four years, Lawson and his squad took home the SoCon Championship Title twice in his career, making a substantial impact on defense throughout his career.

After his switch to linebacker at UTC, the Alabama Native led the Mocs in tackling with 35 on the year and 1.5 TFLs, with a single-game and career-record of 14 tackles against Jacksonville State. In 2018, he would match his career-high of 14 tackles against the South Carolina Gamecocks.

While at UTC, Lawson earned his bachelor's degree in psychology with a focus in sports psychology.



ALEX DAUGHERTY

CORNERBACK COACH | STRENGTH & CONDITIONING COACH



Hometown: Belle, WV

Marshall University 2016, Walden University 2019



@CoachDaught

Alex Daugherty will be entering his 1st season at the University of Charleston as the Corners/Head Strength and conditioning Coach for the Golden Eagles.

COACHING HIGHLIGHTS

Coach Daugherty started his coaching career at his alma mater, Riverside High School in 2016 as an offensive line coach. He then became the youngest head coach in West Virginia high school history in 2018 at 23 years old. Daugherty led his team to its first playoff berth in 12 years during the 2019 season. During his tenure at Riverside, he coached 2 first team all-state players, 5 second team all-state players, and 8 special honorable mention all-state players.

Coach Daugherty graduated from Marshall University in 2018 with a degree in Wellness Education, and a minor in exercise science and dietetics where he graduated Magna Cum Laude. Daugherty then went on to complete his masters in Special Education at Walden University.



HUNTER BECKER

RUNNING BACK | TIGHT ENDS COACH



Hometown: Daneilsville, PA

Saint Francis Univ. (2018-20), Washington & Jefferson College (2020-22)

 hunterbecker@ucwv.edu

 [@CoachHBecker](https://twitter.com/CoachHBecker)

Hunter Becker will be entering his first season as an assistant coach for the Charleston Golden Eagles. He will serve as the team's Running Backs and Tight Ends Coach for the upcoming 2024 season.

COACHING HIGHLIGHTS

This will be Becker's first season as an assistant football coach for the Golden Eagles. Prior to his work here Becker worked as an Offensive Graduate Assistant for 2 years at Heidelberg University where he coached the Running Backs, JV Offensive Line and assisted with Special Teams. The Running Back room saw tremendous success under Becker as they produced 2,996 total yards and 37 touchdowns over the 2022-2023 seasons. Becker coached Montavious Yearby to two 1st Team All-OAC Selections along with a 3rd Team All-Region Selection in 2022 and a 1st Team All-Region Selection in 2023.

PLAYING HIGHLIGHTS

Becker played for two years at Saint Francis University in Loretto, PA, where he served as the team's primary backup long snapper on Punt and Field Goal / PAT. Becker was a two-time letter-winner at Washington & Jefferson College from 2020-22, and snapped for All-Conference and All-Region Punter, Jake Sarver.

After completing his Bachelor of Arts in Digital Media & Communications at Washington & Jefferson in 2022, Becker obtained his Master's of Business Administration from Heidelberg University in 2024.



KYLE RIGNEY

OFFENSIVE LINE COACH



Hometown: Franklin County, VA

James Madison University 2016

 kylerrigney@ucwv.edu

 @KyleERigney

Kyle Rigney will be entering his 1st season at the University of Charleston as the Offensive Line Coach for the Golden Eagles.

COACHING HIGHLIGHTS

Spent the 2023 season at McNeese State as an Offensive Line Quality Control Coach. While there, Helped mentor SLC 2nd Team All-Conference Guard Cole LeClair, along with FCS Stats Perform Freshman All-American Tackle Hayes Creel.

Spent the 2021 & 2022 seasons at Bridgewater College as the Offensive Line Coach. Mentored 2x ODAC 2nd Team All-Conference Guard Cole Cooksey as well as 2nd Team ODAC All-Conference Tackle Glory Nseka. OL Group Finished 35th in the Country giving up 11 sacks over 10 games in the 2022 Campaign.

Spent the 2019 Season at Lake Erie College as the Offensive Line Coach. Mentored GMAC Honorable Mention All-Conference Tackle Ibrahim Kanu. In a single season, the Offensive Line Unit improved in Sacks Allowed from 2018 Season which was 163rd (58) to 105th (24) in the country. Spent the 2018 Season at Shorter University as the Offensive Line Coach. Started 5 True Freshmen up front. In a single season, the Offensive Line Unit improved in Sacks Allowed from 2017 season which was 129th (29) to T-29th (14) in the country.

Spent the 2017 season as the assistant Offensive Line Coach. Mentored both 1st Team CAA All-Conference & All-American Tackles, Jahee Jackson & Aaron Stinnie. Aaron is currently entering his 7th Season in the NFL with the New York Giants.

PLAYING HIGHLIGHTS

Five year member of the James Madison Football Team. Walked on, earned a scholarship, and then played 30 games at the Center position.

Starting center for JMU's 2016 national title team, as part of an offensive line that set JMU and CAA single-season records in scoring (700), rushing offense (4,125), total offense (7,612) and first downs (380). He earned a bachelor's degree in sports and recreational management in 2016.



— 2024 CHARLESTON GOLDEN EAGLES FOOTBALL ROSTER —

No.	Name	Pos.	Class	Height	Weight	Hometown/High School (Previous)
0	Christian Fisher	WR	Jr.	5-11	185	Roanoke, VA / Northside
1	Aden Miller	LB	Jr.	5-11	215	Cincinnati, OH / Lakota West
2	Cashawn Beasley	DB	Sr.	6-1	215	Louisville, KY / Pleasure Ridge Park
3	Ra'Shaad Morris	DB	Gr.	6-4	180	Winchester, VA / John Handley
4d	Willie Floyd	LB	Sr.	6-0	230	Miami, FL / Miami Carol City
4	Matt Frye	QB	Fr.	6-1	185	Madison, WV/Scott
5	Chavon Wright	RB	R-Jr.	5-8	200	Opa Locka, FL / Cedar Grove
6	Yves Bosmans	WR	Jr.	6-1	205	Fort Worth, TX / Blythewood
7	Javonte Howard	QB	Gr.	6-0	200	Oxon Hill, MD / Potomac
8	Dyson Yuille	DL	R-Jr.	6-3	250	Forest, VA / Jefferson Forest
8	Ma'Kao Taylor	QB	Fr.	6-0	190	Wayne, NJ/Passaic County Tech
9	Ean Hamric	QB	So.	6-1	185	Glenville, WV / Gilmer County
10d	Andrew Chamblee	LB	R-Jr.	6-2	200	Newport News, VA / Woodside
10	Jackson Powell	QB	Fr.	6-1	190	Fayetteville, NC/Jack Britt
11	Thomas Ashworth	WR	Sr.	5-11	185	Copenhagen, Denmark / Nærum Gymnasium
12	Devin Hobbs	WR	Jr.	6-4	185	Norfolk, VA / Pleasure Ridge Park
13	Marquan Herron	WR	Jr.	6-1	180	Youngstown, OH / Chaney
14	Marquise Herron	DB	Jr.	6-0	180	Youngstown, OH / Chaney
15	Shamarr Wright	WR	Sr.	5-9	180	Fort Lauderdale, FL / Western
15d	Montel Campbell	DB	Fr.	6-1	200	Louisville, KY/Ballard
16	Eddie Scott	QB	R-Sr.	6-4	225	Wall, NJ / Wall
17	James Williams	WR	So.	5-10	180	Gainesville, FL / Buchholz
18	Camden Reese	QB	R-Fr.	6-1	180	Charlotte, NC / South Mecklenburg
19	RJ West	QB	So.	6-3	195	Cincinnati, OH / Princeton
20	Noah Benson	DB	Sr.	6-1	185	Marietta, GA / Shasta
21	Darius Willis	DB	Sr.	5-9	180	Nashville, TN /
22	Breece Hoff	LB	Sr.	6-1	190	Charleston, WV / Capital
23	Jadus Davis	RB	Jr.	5-10	180	Wingate, NC /
23d	Sir Robertageu	DB	Fr.	6-1	160	Homestead, FL/Homestead
24	Ty Wickliffe	DB	Jr.	6-1	170	Louisville, KY / Ballard
25d	Terrelle Hearn	DB	Jr.	5-10	170	Louisville, KY / Ballard
25	Andrew Stalnaker	WR	Fr.	6-4	195	Parkersburg, WV/Parkersburg
26d	KJ Ray	DB	Jr.	6-2	190	Smyrna, TN /
26	Matthew Stalnaker	TE	Fr.	6-4	195	Parkersburg, WV/Parkersburg
27	Zach Williams	RB	So.	5-9	180	Dayton, OH / Wayne
28d	Dekavis Preston	DB	Jr.	5-10	170	Martinsville, VA / Magna Vista
28	Tye'Shawn Cox	WR	Fr.	5-9	160	Baltimore, MD/Mergenthaler Vo-Tech
29	Tri'mayaI Cash	DB	Sr.	6-1	210	Lynchburg, VA / Liberty Christian Academy
30	Luke Francis	RB	R-Fr.	5-9	195	Denver, CO / Broomfield
31	Jaiden Harris	DB	Sr.	6-0	190	Atlanta, GA / Shasta
32	Louikenzy Jules	DB	R-Fr.	6-0	180	Union, NJ / East Coast Prep
33	Marquis Mauney	DB	Jr.	6-1	190	Morgantown, WV /
34	Niko Kausky	FB	Sr.	5-11	225	Steubenville, OH / Steubenville
35	T'Marcus Threatt	WR	Fr.	5-9	165	Birmingham, AL / Carver
36	Jaylen Grant	RB	So.	5-10	180	Cincinnati, OH / La Salle
36d	Davon Rudolph	DB	Fr.	6-0	195	Louisville, KY/Ballard
37	Justin McDuffie	RB	R-Jr.	5-8	185	Brooklyn, NY /
37	AJ Graham	DB	Fr.	6-1	175	Lake City, SC/Lake City
38	Hayden Pack	K/P	Jr.	5-10	165	Martinsburg, WV / Spring Mills
38	E'Mari Carroll	DB	So.	5-11	170	Oxford, AL/Oxford
39	Zachary Cheatham	DB	Fr.	6-3	180	Clover, SC / Clover
40	Levi Paxton	K/P	So.	5-11	180	Charleston, WV / Herbert Hoover
41d	Blake Thompson	DB	So.	5-11	175	Alpharetta, GA / St. Francis

No.	Name	Pos.	Class	Height	Weight	Hometown/High School (Previous)
41	JJ Spriggs	RB	Fr.	5-10	205	Ridgeway, VA/Magna Vista
42	Jay McCallum	TE	So.	6-5	230	Canterbury, England / Canterbury Academy
42d	Bryan Blackwell	DB	Jr.	6-2	180	Streetsboro, OH/Walsh Jesuit
43	Nick Williams	DB	So.	5-10	185	Manassas, VA / Osbourn
43d	Dionte Jones	RB	Fr.	5-8	165	Sharpsburg, GA/East Coweta
44	Chaleb Powell	DL	So.	6-0	250	Hoover, AL / Hoover
45d	Brian Jones	LB	So.	6-1	220	Clayton, OH / Northmont
45	Josh Donald	RB	Fr.	6-0	195	Anderson, SC/T.L. Hanna
46	Cason Gillam	TE	Fr.	6-3	215	Roebuck, SC / Dorman
46d	Amari Wilkins	DL	Fr.	6-0	205	Gaithersburg, MD/Gaithersburg
47	Brodie Hatfield	LS	So.	5-10	190	Piffard, NY /
48	Champion Gillespie	TE	Sr.	6-4	220	Cincinnati, OH / Lakota West
49	Parker Bell	TE	Fr.	6-3	215	Piedmont, SC / Wren
50	Tyree Martin	DL	Sr.	6-5	285	Cranston, RI /
51	Carlo Johnson	LB	Jr.	6-1	225	Akron, OH / Firestone
52	Steve Hall	OL	Jr.	6-3	280	Euclid, OH / Euclid
53	Trevor Hatcher	OL	Sr.	6-3	280	Lynchburg, VA / Liberty Christian Academy
54	Dominic Schoulders	DL	So.	6-3	235	Louisville, KY / Dupont Manual
55	Nesta Owens	DL	So.	6-2	250	Springfield, OH / Springfield
56	Dylan Stinson	DL	R-Jr.	6-3	290	Cleveland, OH / Maple Heights
57	Bryce Davis	LB	So.	5-11	220	Logan, WV / Logan
59	Isaiah Kerns	OL	So.	6-0	265	Pittsburgh, PA / Pine-Richland
60	Nathan Elony	OL	Fr.	6-2	290	Fair Lawn, NJ / Passaic County Tech
60d	Jusen Hill	DL	Fr.	6-0	185	Jonesboro, GA/Jonesboro
61	Jed Ngoy	OL	Fr.	6-2	270	Hamilton, OH / Badin
62	Lamont Brown	OL	Fr.	6-2	280	Baltimore, MD / Mergenthaler Vo-Tech
63d	Jahair Jones	DL	Jr.	5-11	285	Baltimore, MD / Mergenthaler Vo-Tech
63	Noah Glenn	OL	Fr.	6-2	295	Daleville, VA/ Lord Botetourt
64	Zion Hunter	OL	Fr.	6-2	220	Richmond, VA /
65	Ethan Wolford	OL	R-Jr.	6-2	300	Belfry, KY / Belfry
66	Jack Blumberg	OL	So.	6-4	285	Marysville, OH / Marysville
67	Charles Schwenk	OL	R-Jr.	6-3	290	Richmond, VA / Varina
68	Naes Knox	OL	So.	6-4	275	Dallas, GA / Paulding County
69d	Carter Hamilton	DL	Fr.	6-3	245	King William, VA / King William
69	Noah Tomblin	LS	R-Jr.	6-1	250	Bridgeport, WV / Bridgeport
70	Jesse Igwe	OL	So.	6-3	350	Greer, SC / Riverside
71	Nick Tinajero	OL	So.	6-3	285	San Diego, CA /
72	Donovan McCollister	OL	R-Sr.	6-3	280	Nelsonville, OH / Nelsonville York
73	Diego McCowan	OL	So.	6-4	330	Owingsville, KY / Bath County
74	Isaiah Ayres	OL	So.	6-4	275	Charleston, WV / George Washington
75	Will Belongia	OL	Jr.	6-5	280	Collinsville, VA / Bassett
76	Damarcus Ash	OL	So.	6-6	320	Sugar Hill, GA / Lanier
77	Luke Hill	OL	Jr.	6-4	300	Versailles, KY / Woodford County
78	Nijil Amburgey	OL	Jr.	6-2	270	Charleston, WV / South Charleston
79	Ethan Fox	K	Fr.	6-0	165	Mayodan, NC / McMichael
80	Ramarion Whitehead	WR	Jr.	6-2	170	Hermitage, PA / Hickory
81	Caleb Barringer	WR	So.	5-9	180	Charlotte, NC / West Charlotte
82	Evan Daniels	WR	Fr.	5-10	160	Goose Creek, SC / Goose Creek
83	Andre Puente	WR	R-Jr.	6-4	200	New Bern, NC / Maricopa
83d	Jacob Jones	DB	Fr.	6-2	180	Charleston County, MD/Lackey
84	Luke Krall	WR	So.	5-11	175	Greenville, SC / Greenville
86d	David Schweinefuss	LB	Sr.	6-4	225	Hamilton, OH / Hamilton Badin
86	Anthony Valentine	WR	Fr.	5-10	185	Charleston, WV/George Washington
87	Rashawn Reid	WR	So.	5-11	160	Midland, PA /
88	Trey Hatcher	TE	Sr.	6-4	250	Lynchburg, VA / Liberty Christian Academy
89	Michael Schweinefuss	LB	Sr.	6-4	225	Hamilton, OH / Hamilton Badin

No.	Name	Pos.	Class	Height	Weight	Hometown/High School (Previous)
91	Isaiah Chapman	DL/LS	So.	6-4	220	Charleston, WV / Herbert Hoover
92	Casey Hudson	DL	Jr.	6-4	230	Huntington, WV / Fairland
93	Kadin Jarrouj	DL	Sr.	6-1	250	Hurricane, WV / Winfield
94	James Scott	DL	R-So.	6-0	275	Huntington, WV /
95	Derrick Crawley Jr.	DE	Jr.	6-4	215	Chesterfield, VA / Manchester
96	Landon Venable	DL	So.	6-6	240	Walkertown, NC / Walkertown
97	Dallin Steele	DL	So.	6-6	250	Nashville, TN / Lipscomb Academy
98	Nathan Caldwell	DL	Jr.	6-3	270	Lynchburg, VA / Rustburg

Pronunciation Guide

#1 Aden Miller.....(Ay – den)
#3 Ra’Shaad Morris.....(Ruh – sh – AH – d)
#5 Chavon Wright.....(SHA – von)
#6 Yves Bosmans.....(EE – v – s)
#8 Dyson Yuille.....(You’ll)
#9 Ean Hamric.....(Ian)
#24 Ty Wickliffe.....(Wick – liff)
#29 Tri’mayal Cash.....(Tra – mel)
#32 Louikenzy Jules.....(Loo – kenzy)
#39 Zack Cheatham.....(CHEE – thumb)
#48 Champ Gillespie.....(Gill – espie)
#60 Nathan Elony.....(EL – lun – ey)
#61 Jed Ngoy.....(Nuh – goy)
#68 Naes Knox.....(NI – es)
#70 Jesse Igwe.....(Jess – ee) (EE – g - way)
#71 Nick Tinajero.....(Tin – air – oh)
#73 Diego McCowan.....(Ma – co – in)
#74 Isaiah Ayres.....(Airs)
#75 Will Belongia.....(Bul – on – gee)
#78 Nijil Amburgey.....(NI – yull)
#81 Caleb Barringer.....(Bear – in – jerr)
#86 David Schweinefuss..(Sh – wine – fuss)
#89 Michael Schweinefuss..(Sh – wine – fuss)
#93 Kadin Jarrouj.....(Kay – den) (Jah – roo – j)
#97 Dallin Steele.....(Da - lin) – *like Dallas*

**2024 University of Charleston Football
Overall Statistics (as of Nov 9, 2024)**

Team Statistics	CHA	OPP	Conf	Date	Opponent	WL	Score	Record	Time	Attend
SCORING	437	167		8/31/2024	at Livingstone	W	38-7	1-0	3:13	1,470
Points Per Game	43.70	16.70		09/07/2024	CALIFORNIA (PA)	W	23-19	2-0 , 0-0	03:04	256
FIRST DOWNS	237	175	*	09/21/2024	UNC PEMBROKE	W	58-36	3-0 , 1-0	03:13	487
Rushing	137	53	*	09/28/2024	at Concord	W	42-7	4-0 , 2-0	02:57	1,257
Passing	78	91	*	10/05/2024	GLENVILLE ST.	W	29-17	5-0 , 3-0	02:43	1,136
Penalty	22	31	*	10/12/2024	WHEELING	W	42-23	6-0 , 4-0	02:55	1,269
RUSHING YARDAGE	2766	1024	*	10/19/2024	at Frostburg St.	W	48-7	7-0 , 5-0	02:48	3,550
Yards gained	2955	1218	*	10/25/2024	FAIRMONT ST.	W	50-30	8-0 , 6-0	02:50	1,229
Yards lost	189	194	*	11/02/2024	at West Liberty	W	38-0	9-0 , 7-0	03:11	1,402
Attempts	494	283	*	11/09/2024	at West Va. Wesleyan	W	69-21	10-0 , 8-0	03:17	400
Avg Per Attempt	5.6	3.6	* = Conference game							
Avg Per Game	276.6	102.4								
TDs Rushing	44	6								
PASSING YARDAGE	1858	2028								
Att-Comp-Int	200-137-4	306-155-14								
Avg Per Attempt	9.29	6.63								
Avg Per Catch	13.56	13.08								
Avg Per Game	185.80	202.80								
TDs Passing	17	15								
TOTAL OFFENSE	4624	3052								
Total Plays	694	589								
Avg Per Play	6.7	5.2								
Avg Per Game	462.4	305.2								
KICK RETURNS: #-YARDS	21-511	52-802								
PUNT RETURNS: #-YARDS	10-43	5-49								
INT RETURNS: #-YARDS	14-131	4-31								
KICK RETURN AVERAGE	24.33	15.42								
PUNT RETURN AVERAGE	4.30	9.80								
INT RETURN AVERAGE	9.36	7.75								
FUMBLES-LOST	3-2	13-9								
PENALTIES-YARDS	78-781	92-813								
Avg Per Game	78.10	81.30								
PUNTS-YARDS	21-780	42-1506								
Avg Per Punt	37.14	35.86								
Net Punt Avg	33.86	34.83								
KICKOFFS-YARDS	75-3821	30-1708								
Avg Per Kick	50.95	56.93								
Net Kick Avg	38.92	35.23								
TIME OF POSSESSION	05:29:17	04:30:43								
Per Game	32:56	27:04								
3RD-DOWN CONVERSIONS	70-125	43-121								
3rd-Down Pct	56.00%	35.54%								
4TH-DOWN CONVERSIONS	18-23	7-20								
4th-Down Pct	78.26%	35.00%								
SACKS BY-YARDS	16-102	9-59								
MISC YARDS	0	0								
TOUCHDOWNS SCORED	61	22								
FIELD GOALS-ATTEMPTS	4-8	5-5								
ON-SIDE KICKS	0-0	1-6								
RED-ZONE SCORES	43-52	15-24								
RED-ZONE TOUCHDOWNS	41-52	11-24								
PAT-ATTEMPTS	55-58	18-18								
ATTENDANCE	4,377	8,079								
Dates-Avg Per Date	5-875	5-1,616								
Neutral Site #-Avg	-	0-0								

Score by Quarters	1st	2nd	3rd	4th	Total
Charleston (WV)	106	147	126	58	437
Opponents	24	62	23	58	167

2024 University of Charleston Football
Overall Statistics (as of Nov 9, 2024)

#	Rushing	GP	ATT	GAIN	LOSS	NET	AVG	TD	LG	AVG/G
5	Wright, Chavon	10	278	1865	20	1845	6.6	33	68	184.50
9	Hamric, Ean	8	73	470	67	403	5.5	5	56	50.38
23	Davis, Jadus	10	77	314	26	288	3.7	2	25	28.80
15	Wright, Shamarr	10	4	93	1	92	23.0	0	54	9.20
19	West, RJ	4	6	56	2	54	9.0	0	23	13.50
27	Williams, Zachariah	7	13	48	1	47	3.6	1	13	6.71
37	McDuffie, Justin	4	9	34	0	34	3.8	1	14	8.50
30	Francis, Luke	5	4	18	0	18	4.5	0	15	3.60
16	Scott, Eddie	7	4	18	0	18	4.5	0	8	2.57
34	Kausky, Niko	10	3	6	0	6	2.0	2	3	0.60
7	Howard, Javonte	4	8	19	19	0	0.0	0	11	0.00
72	McCollister, Donovan	9	0	0	0	0	0.0	0	0	0.00
	Team	10	15	14	53	-39	-2.6	0	14	-3.90
	Total	10	494	2955	189	2766	5.6	44	68	276.60
	Opponents	10	283	1218	194	1024	3.6	6	42	102.40

#	Passing	GP	Rating	COMP-ATT-INT	PCT	YDS	TD	LG	AVG/G
9	Hamric, Ean	8	180.79	87-121-2	71.90%	1184	11	72	148.00
7	Howard, Javonte	4	151.87	44-70-2	62.86%	593	5	57	148.25
19	West, RJ	4	191.95	5-8-0	62.50%	84	1	37	21.00
5	Wright, Chavon	10	74.80	1-1-0	100.00%	-3	0	0	-0.30
	Total	10	170.59	137-200-4	68.50%	1858	17	72	185.80
	Opponents	10	113.35	155-306-14	50.65%	2028	15	79	202.80

#	Receiving	GP	NO	YDS	AVG	TD	LG	AVG/G
6	Bosmans, Yves	10	38	509	13.39	6	72	50.90
13	Herron, Marquan	10	32	497	15.53	5	43	49.70
15	Wright, Shamarr	10	24	321	13.38	2	71	32.10
84	Krall, Luke	8	10	93	9.30	0	17	11.63
16	Scott, Eddie	7	3	89	29.67	0	56	12.71
11	Ashworth, Thomas	10	6	88	14.67	1	28	8.80
5	Wright, Chavon	10	9	70	7.78	1	33	7.00
23	Davis, Jadus	10	5	65	13.00	1	29	6.50
30	Francis, Luke	5	1	37	37.00	1	37	7.40
88	Hatcher, Trey	4	2	32	16.00	0	23	8.00
34	Kausky, Niko	10	5	31	6.20	0	8	3.10
12	Hobbs, Devin	1	1	20	20.00	0	20	20.00
	Gillespie, Champ	2	1	6	6.00	0	6	3.00
25	Stalnaker, Andrew	1	0	0	NaN	0	0	0.00
80	Whitehead, Ramarion	3	0	0	NaN	0	0	0.00
17	Williams, James	1	0	0	NaN	0	0	0.00
	Total	10	137	1858	13.56	17	72	185.80
	Opponents	10	155	2028	13.08	15	79	202.80

#	Punt Returns	NO	YRDS	AVG	TD	LG
11	Ashworth, Thomas	5	21	4.20	0	9
6	Bosmans, Yves	4	15	3.75	0	11
95	Crawley Jr., Derrick	1	7	7.00	0	7
	Total	10	43	4.30	0	11
	Opponents	5	49	9.80	0	21

#	Interceptions	NO	YRDS	AVG	TD	LG
3	Morris, Ra'Shaad	3	24	8.00	0	24
32	Jules, Louikenzy	3	15	5.00	0	15
2	Beasley, Cashawn	2	31	15.50	0	31
14	Herron, Marquise	2	26	13.00	0	17
33	Mauney, Marquis	1	20	20.00	0	20
89	Schweinefuss, Michael	1	10	10.00	0	10
1	Miller, Aden	1	5	5.00	0	5
28	Preston, Dekavis	1	0	0.00	0	0
	Total	14	131	9.36	0	31
	Opponents	4	31	7.75	0	19

#	Kick Returns	NO	YRDS	AVG	TD	LG
15	Wright, Shamarr	14	339	24.21	0	46
81	Barringer, Caleb	2	121	60.50	0	54
23	Davis, Jadus	2	41	20.50	0	24
30	Francis, Luke	1	10	10.00	0	10
16	Scott, Eddie	2	0	0.00	0	0
	Total	21	511	24.33	0	54
	Opponents	52	802	15.42	1	98

#	Fumble Returns	NO	YRDS	AVG	TD	LG
86	Schweinefuss, David	1	51	51.00	0	51
11	Ashworth, Thomas	1	0	0.00	0	0
89	Schweinefuss, Michael	1	0	0.00	0	0
	Total	3	51	17.00	0	51
	Opponents	0	0	0	0	0

**2024 University of Charleston Football
Overall Statistics (as of Nov 9, 2024)**

#	Scoring	TD	FG	KICK	RUSH	PAT	PASS	DXP	SAF	PTS
5	Wright, Chavon	34	—	—	2-2	—	—	—	—	208
40	Paxton, Levi	—	4	52-55	—	—	—	—	—	64
6	Bosmans, Yves	6	—	—	—	—	—	—	—	36
9	Hamric, Ean	5	—	—	—	—	—	—	—	30
13	Herron, Marquan	5	—	—	—	—	—	—	—	30
23	Davis, Jadus	3	—	—	—	—	—	—	—	18
34	Kausky, Niko	2	—	—	—	—	—	—	—	12
15	Wright, Shamarr	2	—	—	—	—	—	—	—	12
11	Ashworth, Thomas	1	—	—	—	—	—	—	—	6
30	Francis, Luke	1	—	—	—	—	—	—	—	6
37	McDuffie, Justin	1	—	—	—	—	—	—	—	6
27	Williams, Zachariah	1	—	—	—	—	—	—	—	6
79	Fox, Ethan	—	—	3-3	—	—	—	—	—	3
7	Howard, Javonte	—	—	—	—	—	0-1	—	—	0
	Total	61	4	55-58	2-2	—	0-1	—	—	437
	Opponents	22	5	18-18	—	1	1-4	—	—	167

#	Field Goals	FGM-FGA	PCT	I20	20-29	30-39	40-49	50+	LG	BLK
40	Paxton, Levi	4-8	50.00%	0-0	1-2	2-5	1-1	0-0	45	1
	Total	4-8	50.00%	0-0	1-2	2-5	1-1	0-0	45	1
	Opponents	5-5	100.00%	0-0	2-2	2-2	1-1	0-0	43	0

FG Sequence	Charleston (WV)	Opponents
Livingstone	(37)	-
California (PA)	(45)	(25),(28)
UNC Pembroke	(23)	-
Concord	32	-
Glenville St.	39	(31)
Wheeling	-	(34)
Frostburg St.	-	-
Fairmont St.	-	(43)
West Liberty	(39),39,28	-
West Va. Wesleyan	-	-

Numbers in (parentheses) indicate field goal was made.

#	Total Offense	G	Plays	Rush	Pass	Total	AVG/G
5	Wright, Chavon	10	279	1845	-3	1842	184.20
9	Hamric, Ean	8	194	403	1184	1587	198.38
7	Howard, Javonte	4	78	0	593	593	148.25
23	Davis, Jadus	10	77	288	0	288	28.80
19	West, RJ	4	14	54	84	138	34.50
15	Wright, Shamarr	10	4	92	0	92	9.20
27	Williams, Zachariah	7	13	47	0	47	6.71
37	McDuffie, Justin	4	9	34	0	34	8.50
30	Francis, Luke	5	4	18	0	18	3.60
16	Scott, Eddie	7	4	18	0	18	2.57
34	Kausky, Niko	10	3	6	0	6	0.60
	Team	10	15	-39	0	-39	-3.90
	Total	10	694	2766	1858	4624	462.40
	Opponents	10	589	1024	2028	3052	305.20

#	Punting	NO	YDS	AVG	LG	TB	FC	I20	50+	BLK
38	Pack, Hayden	21	780	37.14	51	1	9	5	1	0
	Total	21	780	37.14	51	1	9	5	1	0
	Opponents	42	1506	35.86	55	0	17	12	5	3

#	Kickoffs	NO	YDS	AVG	TB	OB
40	Paxton, Levi	75	3821	50.9	5	5
	Total	75	3821	50.9	5	5
	Opponents	30	1708	56.9	7	1

**2024 West Virginia State University Football
Overall Statistics (as of Nov 9, 2024)**

#	All Purpose	G	RUSH	RCV	PR	KR	IR	Total	AVG/G
7	Felder, Joel	10	916	475	9	0	0	1400	140.00
5	Pessoa, Justin	10	867	113	0	103	0	1083	108.30
1	Williams, Quentin	8	0	167	44	278	0	489	61.13
9	Ary, Amare	8	4	393	0	0	0	397	49.63
11	Mosley, Adrien	10	0	327	0	44	0	371	37.10
8	Johnson, Nolan	9	0	177	0	46	0	223	24.78
3	Ray, Marqus	8	0	188	0	0	0	188	23.50
1	Blake, Nick	10	0	0	13	57	103	173	17.30
17	McAdoo, Tavis	7	137	0	0	0	0	137	19.57
14	Bunch, Juwan	10	0	116	0	0	0	116	11.60
13	Washington, Devin	3	-2	24	0	71	0	93	31.00
26	Jones, Joe	10	1	52	0	13	0	66	6.60
30	Sanford II, Tim	10	0	0	0	0	59	59	5.90
18	DeSue, Jayland	7	2	0	0	52	0	54	7.71
2	Jantuah, Caleb	9	51	0	0	0	0	51	5.67
25	Fontaine, Mike	9	0	0	0	0	47	47	5.22
5	Covington-Griggs, Jeremiah	4	0	0	0	0	35	35	8.75
6	Robbins, Gilbert	5	0	29	0	0	0	29	5.80
4	Bess, Isaiah	8	25	0	0	0	0	25	3.13
24	Johnson, Dehron	6	21	0	0	0	0	21	3.50
8	Fannin, Nicholas	10	0	0	0	0	17	17	1.70
84	McCarty, Kevin	6	0	14	0	0	0	14	2.33
16	Johnson, Jamal	1	0	8	0	0	0	8	8.00
23	Hill, Nasean	4	0	0	0	6	0	6	1.50
15	Humphrey, Marshall	7	0	5	0	0	0	5	0.71
3	Rameau, LucRichard	10	0	4	0	0	0	4	0.40
34	Smith, Marquevlon	5	3	0	0	0	0	3	0.60
	Team	10	-11	0	0	0	0	-11	-1.10
	Total	10	2014	2092	66	670	261	5103	510.30
	Opponents	10	1636	2693	288	1017	96	5730	573.00

**2024 University of Charleston Football
Overall Statistics (as of Nov 9, 2024)**

#	Defensive Leaders	GP	Tackles				Sacks NO-YDS	Pass Defense			Fumbles		Blocked	
			Solo	ASST	TOT	TFL-YDS		INT-YDS	BU	QBH	RCV-YDS	FF	KICK	SAF
1	Miller, Aden	10	30	19	49.0	2.0-3	—	1-5	—	1	—	—	—	—
10	Chamblee, Andrew	10	32	15	47.0	10.0-29	3.0-12	—	4	1	—	—	—	—
4	Floyd, Willie	10	21	20	41.0	4.5-21	2.0-15	—	—	—	—	—	—	—
2	Beasley, Cashawn	10	32	4	36.0	4.0-19	2.0-16	2-31	6	—	—	—	—	—
3	Morris, Ra'Shaad	10	22	11	33.0	—	—	3-24	4	—	—	—	—	—
0	Fisher, Christian	10	20	10	30.0	1.5-4	—	—	2	—	—	—	—	—
89	Schweinefuss, Michael	10	14	16	30.0	3.0-7	1.0-3	1-10	—	—	1-0	—	—	—
28	Preston, Dekavis	10	17	5	22.0	—	—	1-0	8	—	—	—	—	—
55	Owens, Nesta	10	9	11	20.0	6.5-37	4.5-31	—	—	—	—	1	—	—
32	Jules, Louikenzy	10	15	3	18.0	—	—	3-15	1	—	—	—	—	—
33	Mauney, Marquis	10	12	5	17.0	1.5-9	—	1-20	—	—	—	—	—	—
14	Herron, Marquise	9	7	9	16.0	—	—	2-26	4	—	—	—	—	—
45	Jones, Brian	10	8	8	16.0	—	—	—	1	—	—	—	—	—
8	Yuille, Dyson	10	8	8	16.0	4.0-19	1.5-13	—	—	1	1-0	—	—	—
98	Caldwell, Nathan	9	9	5	14.0	2.5-14	0.5-4	—	—	—	1-0	1	—	—
24	Wickliffe, Ty	7	6	8	14.0	0.5-1	—	—	—	—	1-0	—	—	—
20	Benson, Noah	7	7	5	12.0	1.0-1	—	—	2	—	—	—	—	—
86	Schweinefuss, David	8	4	8	12.0	2.0-10	0.5-4	—	—	—	1-51	1	—	—
56	Stinson, Dylan	10	5	6	11.0	3.0-7	—	—	—	—	—	—	—	—
22	Hoff, Breece	7	5	4	9.0	0.5-2	0.5-2	—	1	—	1-0	—	1	—
44	Powell, Chaleb	4	4	5	9.0	0.5-2	0.5-2	—	—	—	—	—	—	—
36	Grant, Jaylen	5	6	1	7.0	—	—	—	—	—	—	—	—	—
54	Shoulders, Dominic	7	5	2	7.0	1.0-1	—	—	—	1	—	—	—	—
11	Ashworth, Thomas	10	3	3	6.0	—	—	—	—	—	1-0	1	—	—
43	Williams, Nick	5	5	1	6.0	0.5-1	—	—	1	—	—	—	—	—
50	Martin, Tyree	3	2	2	4.0	0.5-0	—	—	—	1	—	—	—	—
95	Crawley Jr., Derrick	7	—	3	3.0	—	—	—	—	—	—	—	1	—
93	Jarrouj, Kadin	6	—	3	3.0	0.5-0	—	—	—	—	—	—	—	—
27	Williams, Zachariah	7	3	—	3.0	—	—	—	—	—	—	—	—	—
29	Cash, Tri'mayal	2	—	2	2.0	—	—	—	—	—	—	—	—	—
51	Johnson, Carlo	3	1	1	2.0	0.5-3	—	—	—	—	—	—	—	—
81	Barringer, Caleb	3	1	—	1.0	—	—	—	—	—	—	—	—	—
6	Bosmans, Yves	10	—	1	1.0	—	—	—	—	—	—	—	—	—
91	Chapman, Isalah	1	1	—	1.0	—	—	—	—	—	1-0	1	—	—
39	Cheatham, Zack	1	1	—	1.0	—	—	—	—	—	—	—	—	—
23	Davis, Jadus	10	1	—	1.0	—	—	—	1	—	—	—	1	—
31	Harris, Jaiden	5	1	—	1.0	—	—	—	2	—	—	—	—	—
13	Herron, Marquan	10	1	—	1.0	—	—	—	—	—	—	—	—	—
99	Lawton, Mari	1	1	—	1.0	—	—	—	—	—	—	—	—	—
94	Scott, James	3	1	—	1.0	—	—	—	—	—	—	—	—	—
41	Thompson, Blake	5	1	—	1.0	—	—	—	—	—	—	—	—	—
71	Tinajero, Nick	10	1	—	1.0	—	—	—	—	—	—	—	—	—
90	Willis, Gus	2	1	—	1.0	—	—	—	—	—	—	—	—	—
79	Fox, Ethan	1	—	—	—	—	—	—	—	—	—	—	—	—
30	Francis, Luke	5	—	—	—	—	—	—	—	—	—	—	—	—
48	Gillespie, Champion	1	—	—	—	—	—	—	—	—	1-0	—	—	—
9	Hamric, Ean	8	—	—	—	—	—	—	—	—	—	—	—	—
34	Kausky, Niko	10	—	—	—	—	—	—	—	—	—	—	—	—
37	McDuffie, Justin	4	—	—	—	—	—	—	—	—	—	—	—	—
40	Paxton, Levi	10	—	—	—	—	—	—	—	—	—	—	—	—
26	Ray, KJ	1	—	—	—	—	—	—	1	—	—	—	—	—
TM	Team	10	—	—	—	—	—	—	—	—	—	1	—	—
5	Wright, Chavon	10	—	—	—	—	—	—	—	—	—	—	—	—
15	Wright, Shamarr	10	—	—	—	—	—	—	—	—	—	—	—	—
Total		10	323	204	527.0	50.0-190	16.0-102	14-131	38	5	9-51	6	3	—
Opponents		10	388	309	697.0	41.0-121	9.0-59	4-31	16	—	2-0	2	1	—



JOHN PENNINGTON

Head Coach

Hometown: Charleston, WV
West Virginia University 2005
✉ jpennin1@wvstateu.edu



John Pennington enters his 8th year as the Head Football Coach at West Virginia State University in 2024.

Pennington was named head coach in the Spring of 2017 and promptly proceeded to lead the program to its first winning season in a decade.

In his first season as head coach, the Yellow Jackets hit statistical milestones that were unheard of prior to his arrival. They earned a No. 1 ranking in all of NCAA Division II in red zone offense by scoring 47 times out of 48 attempts. Additionally, his team ranked first in the Mountain East Conference (MEC) in completion percentage, third down conversions, and passing yards per game. They placed second in the MEC in total offense, first downs, and scoring per game.

Pennington previously served as Special Teams Coordinator and Offensive Line Coach for the Yellow Jackets in 2010.

From February of 2011 until returning to WVSU, he was a member of the coaching staff at Concord University. Pennington held a variety of positions there including Special Teams Coordinator, Head Strength and Conditioning Coach, Wide Receivers Coach, and Director of Football Operations. His duties also included recruiting in the Kanawha Valley as well as in the Richmond, Va. and Washington D.C. areas.

Under his tutelage, four Concord wide receivers received All-Conference honors and the team's kicker was selected First Team All-MEC.

In 2015, Pennington returned to West Virginia State and served as Offensive Coordinator and Quarterbacks Coach. Sophomore quarterback Matt Kinnick led the MEC in passing yardage per game during that season.

Prior to his first stint at WVSU, Pennington coached the defensive backs and offensive linemen at WVU Tech while running the strength and conditioning program during the 2008 and 2009 seasons.

Pennington also served as the Offensive Coordinator and Associate Head Coach of the semi-pro West Virginia Lightning team based out of Charleston. During his time with the Lightning, the team won two United States Football Association championships.

Pennington began his coaching career as a graduate assistant at West Virginia Wesleyan College, working with the wide receivers from 2005 through 2006 and the defensive backs in 2007. He earned a Master's in Business Administration from West Virginia Wesleyan in 2007.

Before entering the coaching profession, Pennington was a three-year letterman as a wide receiver at West Virginia University and was selected by the coaches as the "Ideal Mountaineer Man" in 2003 and 2004. He graduated in 2005 with a double major in Accounting and Finance along with a minor in Communications.

Pennington endeared himself to Mountaineers fans when he made what has come to be known simply as "The Catch" – a diving 28-yard touchdown grab on fourth-down with seconds left in the first half against arch-rival Pitt in the 2003 Backyard Brawl. WVU would win that game over the No. 16 Panthers, 52-31, and move into the Top-25 the following week. The Mountaineers went on to claim a share of their first Big East championship in 10 years.

— 2024 WV STATE YELLOW JACKETS FOOTBALL ROSTER —

No.	Name	Pos.	Height	Weight	Class	Hometown/High School (Previous)	
1	Nick Blake	CB	5-10	170	Jr.	New York, N.Y.	Jamaica Gateway
1	Quentin Williams	WR	6-1	170	So.	Atlanta, Ga.	Hapeville Charter
2	Caleb Jantuah	QB	6-0	185	Jr.	Richwood, W.Va.	Richwood
2	Marshawn Mankins	ILB	6-2	200	Sr.	Columbus, Ohio	
3	LucRichard Rameau	OLB	6-2	230	Jr.	Raleigh, N.C.	
3	Marqus Ray	WR	5-9	160	Gr.	Bluefield, Va.	Graham
4	Isaiah Bess	QB	6-5	230	Jr.	Shelby, N.C.	
4	Val West	DB	5-10	190	Sr.	Richmond, Va.	
5	Jeremiah Covington-Griggs	OLB	6-2	220	Jr.	Brooklyn, NY	Stone Bridge
5	Justin Pessoa	RB	5-11	180	Jr.	Clayton, N.J.	Clayton
6	Jaylen Geter	DB	5-11	205	So.	Newnan, Ga.	Newnan
6	Gilbert Robbins	WR	5-10	170	Jr.	Louisville, Ky.	DuPont Manual
7	Joel Felder	RB	5-11	205	Sr.	Ft. Lauderdale, Fla.	Stranahan
7	Payton Hunter	DB	5-10	185	Sr.	Ashburn, Va.	Stone Bridge
8	Nicholas Fannin	DB	6-0	185	Gr.	Toano, Va.	Warhill
8	Nolan Johnson	WR	6-2	210	Gr.	Cleveland Heights, Ohio	Cleveland Heights
9	Amare Ary	WR	5-10	170	So.	Laurel, Md.	Laurel
9	Corlyn Witcher	DL	6-2	275	Gr.	Gretna, Va.	Gretna
10	Isaiah Farmer	OLB	6-2	250	Sr.	Lake Wylie, S.C.	
11	Adrien Mosley	WR	5-7	160	So.	Glen Allen, Va.	Glen Allen
12	Sedrick Hill	QB	6-1	170	Fr.	Atlanta, Ga.	
13	Devin Washington	WR	5-9	170	Sr.	Suitland, Md.	Henry A. Wise
14	Juwan Bunch	WR	5-8	151	Gr.	Raleigh, N.C.	Wakefield
15	Marshall Humphrey	TE	6-0	180	Jr.	Zanesville, Ohio	Maysville
16	Jamal Johnson	WR	6-2	175	Fr.	Middletown, Del.	
17	Tavis McAdoo	RB	5-9	185	Gr.	Staley, N.C.	Eastern Randolph
18	Jayland DeSue	WR	5-10	175	So.	Tampa, Fla.	
19	Duri Trahan	QB	6-0	200	Fr.	Lexington, Ky.	
20	Zach Hobson	CB	6-3	200	So.	Dallas, Texas	
21	Ja'Juan Bradshaw	DB	5-8	182	So.	Miami, Fla.	Christopher Columbus
22	Jyilek Harrington	ILB	5-11	220	Sr.	Charlotte, N.C.	
23	Nasean Hill	RB	5-10	210	So.	Avenel, N.J.	Delbarton
24	Dehron Johnson	RB	5-9	205	Fr.	Suitland, Md.	
25	Mike Fontaine	S	6-1	185	So.	Upper Marlboro, Md.	Rock Creek Christian
26	Joe Jones	RB	5-10	200	Sr.	Weaverville, N.C.	North Buncombe
27	Jaymon Lewis	CB	6-1	185	Fr.	Richmond, Va.	
28	James Minor	RB	5-10	200	Fr.	Cincinnati, Ohio	
29	Frank Mosley	CB	5-10	170	So.	Woodstock, Ga.	Etowah
30	Tim Sanford II	LB	6-0	190	Sr.	Hilliard, Ohio	Hilliard Davidson
31	Daryl Fletcher	CB	5-10	155	Jr.	Baltimore, Md.	
32	John-Miller Penn	CB	6-1	170	So.	Roanoke, Va.	Patrick Henry
33	Ashton Bolston	ILB	6-0	220	Fr.	Atlanta, Ga.	Chamblee

No.	Name	Pos.	Height	Weight	Class	Hometown/High School (Previous)	
34	Marquevious Smith	RB	5-6	165	Fr.	Lexington, Ky.	
35	Josh Hancock	OLB	-		R-Fr.	Washington, D.C.	
35	Will Noel	DB	5-11	172	So.	Glen Allen, Va.	Glen Allen
36	Abemekezi Akih	OLB	6-1	215	So.	Westerville, Ohio	Westerville Central
37	Carlos Porter-Lumpkin	CB	6-0	165	R-Fr.	Inkster, Mich.	River Rouge
38	Nicholas Martin	LB	6-0	215	So.	Aldie, Va.	John Champe
39	Xavius Hager	LB	5-11	217	Gr.	Forest, Va.	E.C. Glass
40	Peyton Coulter	ILB	5-8	175	Fr.	Charleston, W.Va.	
41	Curtis McRay	DB	6-0	180	So.	New Haven, Conn.	
42	Nate Baker	TE	6-1	225	Sr.	Ronceverte, W.Va.	Greenbrier East
43	Chris Crowder	LB	5-9	210	Sr.	Charleston, W.Va.	Capital
44	Kameron Vargas	LB	6-0	195	Sr.	Toledo, Ohio	Lakota West
45	Kwesi Tillman	DE	6-0	205	Sr.	Stone Mountain, Ga.	Parkview
46	Luke Kaspar	OLB	6-3	185	Fr.	Benson, N.C.	
47	Eric McGuire	CB	5-8	160	Fr.	Pittsburgh, Pa.	
48	Preston Cooper	TE	5-11	210	Fr.	Madison, W.Va.	Scott
48	Zashawn Davis	ILB	5-8	220	Fr.	Charleston, W.Va.	
50	Andres Sagastume	OL	6-1	260	Gr.	Chantilly, Va.	Chantilly
51	Troy Frank Mclean	OL	6-2	305	Fr.	Columbus, Ohio	
52	Jermaine Bradley	OLB	6-0	200	Fr.	Louisville, Ky.	Central
53	Chad Thompson	OL	6-0	270	Fr.	Cincinnati, Ohio	
54	JaNarius Strickland	OL	6-4	305	Fr.	Heidelberg, Miss.	
55	RJ Jones	OL	6-3	325	Fr.	Chapmanville, W.Va.	
56	Justice Hutchison	OL	6-5	295	So.	Chesapeake, Ohio	Chesapeake
57	Mamadu Dem	DL	6-3	260	Sr.	Stockbridge, Ga.	Stockbridge
60	Tony Hornbuckle	K	5-8	170	Fr.	Huntington, W.Va.	
61	Jeremiah Rhodes	OL	6-6	265	Fr.	Shelbyville, Ky.	
63	Mekhi Ward	DL	-		Fr.	Odenton, Md.	Oakland Mills
64	Omar Lopez	DL	5-11	275	Fr.	Stockbridge, Ga.	
65	Dalton Hall	OL	6-6	300	So.	Reynoldsburg, Ohio	Reynoldsburg eSTEM
67	Chris Faulkner	OL	6-5	315	Fr.	Roanoke, Va.	
68	Eli Furner	OL	6-2	270	So.	Irmo, S.C.	Dutch Fork
69	Logan Bartholomew	OL	6-1	275	Jr.	Milford, Ohio	Milford
70	David Dawson	OL	6-0	275	Sr.	Cape Coral, Fla.	North Fort Myers
71	Sowande McWhite	OL	6-9	290	Sr.	Bronx, N.Y.	
72	Jayvier Frazier	OL	6-5	310	Fr.	Richmond, Va.	
74	Jai'Den Collins	DL	6-0	280	Fr.	Pittsburgh, Pa.	
75	Marcellus Hughes-Brewster	OL	5-11	280	Gr.	Cincinnati, Ohio	Winton Woods
76	Jeremie Thomas	OL	6-1	290	5th	Pittsburgh, Pa.	Woodland Hills
77	Walter Hughes	OL	6-0	320	Fr.	Woodbridge, Va.	
78	Brody Sipple	OL	6-2	265	Jr.	Huntington, W.Va.	Huntington
79	Austin Rowan	OL	6-2	290	Sr.	Weston, W.Va.	Lewis
80	Senator Clay	WR	5-10	170	Fr.	Lexington, Ky.	
81	Sadik Queen	WR	6-2	170	So.	Trenton, N.J.	
82	Robert Kelly	WR	5-11	160	Fr.	Wilmington, Del.	
83	Chase Edwards	K/P	6-2	175	Jr.	South Charleston, W.Va.	South Charleston

No.	Name	Pos.	Height	Weight	Class	Hometown/High School (Previous)	
84	Kevin McCarty	TE	6-4	230	Fr.	Madison, W.Va.	Scott
85	Alex Richard	WR	6-2	200	Fr.	Conyers, Ga.	Arabia Mountain
86	Tate Spayd	WR	6-1	175	So.	Winchester, Ky.	George Rogers Clark
87	Damyen Lowe	WR	5-9	165	Fr.	Washington, D.C.	
88	Leyd Bayard	DL	6-3	283	Gr.	Apopka, Fla.	Wekiva
90	Errick Britt	DL	6-1	250	So.	Richmond, Va.	Freeman
91	Dontae Harris	DL	5-11	350	Fr.	South Point, Ohio	
92	Omari Lewis	DT	6-2	320	Sr.	Parkville, Md.	Calvert Hall College
94	Gemel Smith	DL	6-2	220	Fr.	Louisville, Ky.	
95	Nazir Jones	DL	6-0	275	Sr.	Upper Marlboro, Md.	Frederick Douglass
97	Eric Geter	DL	6-0	305	Sr.	Newnan, Ga.	Newnan
98	Dwight Fialor	DL	6-1	270	So.	Stafford, Va.	Brooke Point
99	Brennen Schmitt	K/P	6-4	175	Sr.	Fayetteville, Ga.	Whitewater
RS	Adrian Bowers	ILB	6-2	210	Jr.	Columbus, Ohio	
RS	TJ Lomax	DB	6-1	200	Sr.	Westerville, Ohio	Westerville North

**2024 West Virginia State University Football
Overall Statistics (as of Nov 9, 2024)**

Team Statistics	WVS	OPP	Conf	Date	Opponent	WL	Score	Record	Time	Attend
SCORING	348	348		09/05/2024	at Barton	W	27-24	1-0, 0-0	03:11	2,925
Points Per Game	34.80	34.80		09/13/2024	CARSON-NEWMAN	L	25-56	1-1, 0-0	03:16	2,918
FIRST DOWNS	214	201	*	09/21/2024	WEST LIBERTY	W	57-37	2-1, 1-0	03:31	0
Rushing	106	83	*	09/28/2024	WEST VA. WESLEYAN	W	48-22	3-1, 2-0	02:53	1,023
Passing	82	104	*	10/05/2024	at Fairmont St.	W	45-34	4-1, 3-0	02:55	1,506
Penalty	26	14	*	10/12/2024	CONCORD	W	44-14	5-1, 4-0	02:47	3,421
RUSHING YARDAGE	2014	1636	*	10/19/2024	at Wheeling	L	33-35	5-2, 4-1	03:40	500
Yards gained	2215	1823	*	10/26/2024	at UNC Pembroke	L	17-62	5-3, 4-2	02:55	5,382
Yards lost	201	187	*	11/02/2024	FROSTBURG ST.	W	38-24	6-3, 5-2	02:53	3,172
Attempts	408	359	*	11/09/2024	at Glenville St.	L	14-40	6-4, 5-3	02:50	1,250
Avg Per Attempt	4.9	4.6	* = Conference game							
Avg Per Game	201.4	163.6								
TDs Rushing	23	21								
PASSING YARDAGE	2092	2693								
Att-Comp-Int	250-150-7	328-184-13								
Avg Per Attempt	8.37	8.21								
Avg Per Catch	13.95	14.64								
Avg Per Game	209.20	269.30								
TDs Passing	19	21								
TOTAL OFFENSE	4106	4329								
Total Plays	658	687								
Avg Per Play	6.2	6.3								
Avg Per Game	410.6	432.9								
KICK RETURNS: #-YARDS	39-670	46-1017								
PUNT RETURNS: #-YARDS	7-66	18-288								
INT RETURNS: #-YARDS	13-261	7-96								
KICK RETURN AVERAGE	17.18	22.11								
PUNT RETURN AVERAGE	9.43	16.00								
INT RETURN AVERAGE	20.08	13.71								
FUMBLES-LOST	18-10	16-5								
PENALTIES-YARDS	68-656	84-726								
Avg Per Game	65.60	72.60								
PUNTS-YARDS	36-1538	35-1305								
Avg Per Punt	42.72	37.29								
Net Punt Avg	33.61	35.40								
KICKOFFS-YARDS	62-3712	64-3533								
Avg Per Kick	59.87	55.20								
Net Kick Avg	38.31	41.61								
TIME OF POSSESSION	05:02:32	04:56:36								
Per Game	30:15	29:40								
3RD-DOWN CONVERSIONS	44-118	59-142								
3rd-Down Pct	37.29%	41.55%								
4TH-DOWN CONVERSIONS	6-13	11-21								
4th-Down Pct	46.15%	52.38%								
SACKS BY-YARDS	9-58	14-75								
MISC YARDS	163	60								
TOUCHDOWNS SCORED	45	47								
FIELD GOALS-ATTEMPTS	11-18	9-15								
ON-SIDE KICKS	1-2	2-3								
RED-ZONE SCORES	34-41	33-42								
RED-ZONE TOUCHDOWNS	26-41	27-42								
PAT-ATTEMPTS	41-42	37-45								
ATTENDANCE	10,534	11,563								
Dates-Avg Per Date	5-2,107	5-2,313								
Neutral Site #-Avg	-	0-0								

Score by Quarters	1st	2nd	3rd	4th	Total
West Virginia St.	73	105	65	105	348
Opponents	72	95	102	79	348

**2024 West Virginia State University Football
Overall Statistics (as of Nov 9, 2024)**

#	Rushing	GP	ATT	GAIN	LOSS	NET	AVG	TD	LG	AVG/G
7	Felder, Joel	10	166	960	44	916	5.5	11	38	91.60
5	Pessoa, Justin	10	145	900	33	867	6.0	7	47	86.70
17	McAdoo, Tavis	7	21	138	1	137	6.5	1	24	19.57
2	Jantuah, Caleb	9	35	113	62	51	1.5	2	17	5.67
4	Bess, Isalah	8	18	64	39	25	1.4	1	14	3.13
24	Johnson, Dehron	6	9	28	7	21	2.3	0	11	3.50
9	Ary, Amare	8	1	4	0	4	4.0	1	4	0.50
34	Smith, Marquevious	5	1	3	0	3	3.0	0	3	0.60
18	DeSue, Jayland	7	1	2	0	2	2.0	0	2	0.29
26	Jones, Joe	10	3	3	2	1	0.3	0	3	0.10
65	Hall, Dalton	9	0	0	0	0	0.0	0	0	0.00
53	Thompson, Chad	3	0	0	0	0	0.0	0	0	0.00
13	Washington, Devin	3	1	0	2	-2	-2.0	0	0	-0.67
	Team	10	7	0	11	-11	-1.6	0	0	-1.10
	Total	10	408	2215	201	2014	4.9	23	47	201.40
	Opponents	10	359	1823	187	1636	4.6	21	61	163.60

#	Passing	GP	Rating	COMP-ATT-INT	PCT	YDS	TD	LG	AVG/G
4	Bess, Isalah	8	149.78	111-192-6	57.81%	1695	14	75	211.88
2	Jantuah, Caleb	9	143.96	38-56-1	67.86%	374	4	45	41.56
8	Johnson, Nolan	9	623.20	1-1-0	100.00%	23	1	23	2.56
	Team	10	0.00	0-1-0	0.00%	0	0	0	0.00
	Total	10	149.77	150-250-7	60.00%	2092	19	75	209.20
	Opponents	10	138.27	184-328-13	56.10%	2693	21	88	269.30

#	Receiving	GP	NO	YDS	AVG	TD	LG	AVG/G
7	Felder, Joel	10	33	475	14.39	5	75	47.50
9	Ary, Amare	8	25	393	15.72	5	51	49.13
11	Mosley, Adrien	10	16	327	20.44	4	67	32.70
3	Ray, Marqus	8	8	188	23.50	1	70	23.50
8	Johnson, Nolan	9	13	177	13.62	2	37	19.67
1	Williams, Quentin	8	13	167	12.85	0	33	20.88
14	Bunch, Juwan	10	11	116	10.55	0	29	11.60
5	Pessoa, Justin	10	11	113	10.27	1	36	11.30
26	Jones, Joe	10	10	52	5.20	0	14	5.20
6	Robbins, Gilbert	5	3	29	9.67	0	18	5.80
13	Washington, Devin	3	2	24	12.00	0	14	8.00
84	McCarty, Kevin	6	2	14	7.00	1	13	2.33
16	Johnson, Jamal	1	1	8	8.00	0	8	8.00
15	Humphrey, Marshall	7	1	5	5.00	0	5	0.71
3	Rameau, LucRichard	10	1	4	4.00	0	4	0.40
42	Baker, Nate	3	0	0	NaN	0	0	0.00
18	DeSue, Jayland	7	0	0	NaN	0	0	0.00
	Total	10	150	2092	13.95	19	75	209.20
	Opponents	10	184	2693	14.64	21	88	269.30

#	Punt Returns	NO	YRDS	AVG	TD	LG
1	Williams, Quentin	4	44	11.00	0	15
1	Blake, Nick	2	13	6.50	0	13
7	Felder, Joel	1	9	9.00	0	9
	Total	7	66	9.43	0	15
	Opponents	18	288	16.00	1	50

#	Interceptions	NO	YRDS	AVG	TD	LG
1	Blake, Nick	6	103	17.17	2	65
30	Sanford II, Tim	2	59	29.50	1	55
8	Fannin, Nicholas	2	17	8.50	0	17
25	Fontaine, Mike	1	47	47.00	0	47
5	Covington-Griggs, Jeremiah	1	35	35.00	0	35
4	West, Val	1	0	0.00	0	0
	Total	13	261	20.08	3	65
	Opponents	7	96	13.71	2	30

#	Kick Returns	NO	YRDS	AVG	TD	LG
1	Williams, Quentin	12	278	23.17	0	45
5	Pessoa, Justin	6	103	17.17	0	26
13	Washington, Devin	6	71	11.83	0	16
1	Blake, Nick	3	57	19.00	0	25
18	DeSue, Jayland	3	52	17.33	0	22
8	Johnson, Nolan	3	46	15.33	0	34
11	Mosley, Adrien	3	44	14.67	0	26
26	Jones, Joe	2	13	6.50	0	8
23	Hill, Nasean	1	6	6.00	0	6
	Total	39	670	17.18	0	45
	Opponents	46	1017	22.11	2	97

#	Fumble Returns	NO	YRDS	AVG	TD	LG
30	Sanford II, Tim	2	64	32.00	0	43
	Total	2	64	32.00	0	43
	Opponents	0	0	0	0	0

2024 West Virginia State University Football
Overall Statistics (as of Nov 9, 2024)

#	Scoring	TD	FG	KICK	RUSH	PAT RCV	PASS	DXP	SAF	PTS
7	Felder, Joel	16	--	--	0-1	--	--	--	--	96
99	Schmitt, Brennen	--	11	41-42	--	--	--	--	--	74
5	Pessoa, Justin	8	--	--	--	--	--	--	--	48
9	Ary, Amare	6	--	--	--	--	--	--	--	36
11	Mosley, Adrien	3	--	--	--	--	--	--	--	18
4	Bess, Isalah	2	--	--	--	--	0-2	--	--	12
1	Blake, Nick	2	--	--	--	--	--	--	--	12
2	Jantuah, Caleb	2	--	--	--	--	--	--	--	12
8	Johnson, Nolan	2	--	--	--	--	--	--	--	12
17	McAdoo, Tavis	1	--	--	--	--	--	--	--	6
84	McCarty, Kevin	1	--	--	--	--	--	--	--	6
3	Ray, Marqus	1	--	--	--	--	--	--	--	6
30	Sanford II, Tim	1	--	--	--	--	--	--	--	6
1	Williams, Quentin	--	--	--	--	--	--	1	--	4
97	Geter, Eric	--	--	--	--	--	--	--	1	2
8	Fannin, Nicholas	--	--	--	--	--	--	--	--	0
31	Fletcher, Daryl	--	--	--	--	--	--	--	--	0
	Team	--	--	--	--	--	--	--	--	0
	Total	45	11	41-42	0-1	--	0-2	1	1	350
	Opponents	47	9	37-45	1-1	--	0-1	--	--	348

#	Field Goals	FGM-FGA	PCT	I20	20-29	30-39	40-49	50+	LG	BLK
99	Schmitt, Brennen	11-18	61.11%	0-0	4-4	4-6	2-5	1-3	50	0
	Total	11-18	61.11%	0-0	4-4	4-6	2-5	1-3	50	0
	Opponents	9-15	60.00%	0-2	5-7	1-3	3-3	0-0	45	2

FG Sequence	West Virginia St.	Opponents
Barton	(24),(44)	(22),51
Carson-Newman	(32)	31
West Liberty	51,(23),(23),(36)	(29)
West Va. Wesleyan	(37),(33)	(45)
Fairmont St.	44,(50),41	(27),54,(28)
Concord	51,38	37
Wheeling	38	34,37,(36)
UNC Pembroke	(25),42	-
Frostburg St.	(46)	(23)
Glenville St.	-	(43),(45)

Numbers In (parentheses) indicate field goal was made.

#	Total Offense	G	Plays	Rush	Pass	Total	AVG/G
4	Bess, Isalah	8	210	25	1695	1720	215.00
7	Felder, Joel	10	166	916	0	916	91.60
5	Pessoa, Justin	10	145	867	0	867	86.70
2	Jantuah, Caleb	9	91	51	374	425	47.22
17	McAdoo, Tavis	7	21	137	0	137	19.57
8	Johnson, Nolan	9	1	0	23	23	2.56
24	Johnson, Dehron	6	9	21	0	21	3.50
9	Ary, Amare	8	1	4	0	4	0.50
34	Smith, Marquevious	5	1	3	0	3	0.60
18	DeSue, Jayland	7	1	2	0	2	0.29
26	Jones, Joe	10	3	1	0	1	0.10
13	Washington, Devin	3	1	-2	0	-2	-0.67
	Team	10	8	-11	0	-11	-1.10
	Total	10	658	2014	2092	4106	410.60
	Opponents	10	687	1636	2693	4329	432.90

#	Punting	NO	YDS	AVG	LG	TB	FC	I20	50+	BLK
99	Schmitt, Brennen	34	1501	44.15	65	2	9	10	9	0
	Team	2	37	18.50	37	0	0	0	0	2
	Total	36	1538	42.72	65	2	9	10	9	2
	Opponents	35	1305	37.29	58	0	7	14	4	0

#	Kickoffs	NO	YDS	AVG	TB	OB
99	Schmitt, Brennen	62	3712	59.9	16	0
	Total	62	3712	59.9	16	0
	Opponents	64	3533	55.2	10	8

2024 West Virginia State University Football
Overall Statistics (as of Nov 9, 2024)

#	All Purpose	G	RUSH	RCV	PR	KR	IR	Total	AVG/G
7	Felder, Joel	10	916	475	9	0	0	1400	140.00
5	Pessoa, Justin	10	867	113	0	103	0	1083	108.30
1	Williams, Quentin	8	0	167	44	278	0	489	61.13
9	Ary, Amare	8	4	393	0	0	0	397	49.63
11	Mosley, Adrien	10	0	327	0	44	0	371	37.10
8	Johnson, Nolan	9	0	177	0	46	0	223	24.78
3	Ray, Marqus	8	0	188	0	0	0	188	23.50
1	Blake, Nick	10	0	0	13	57	103	173	17.30
17	McAdoo, Tavis	7	137	0	0	0	0	137	19.57
14	Bunch, Juwan	10	0	116	0	0	0	116	11.60
13	Washington, Devin	3	-2	24	0	71	0	93	31.00
26	Jones, Joe	10	1	52	0	13	0	66	6.60
30	Sanford II, Tim	10	0	0	0	0	59	59	5.90
18	DeSue, Jayland	7	2	0	0	52	0	54	7.71
2	Jantuah, Caleb	9	51	0	0	0	0	51	5.67
25	Fontaine, Mike	9	0	0	0	0	47	47	5.22
5	Covington-Griggs, Jeremiah	4	0	0	0	0	35	35	8.75
6	Robbins, Gilbert	5	0	29	0	0	0	29	5.80
4	Bess, Isalah	8	25	0	0	0	0	25	3.13
24	Johnson, Dehron	6	21	0	0	0	0	21	3.50
8	Fannin, Nicholas	10	0	0	0	0	17	17	1.70
84	McCarty, Kevin	6	0	14	0	0	0	14	2.33
16	Johnson, Jamal	1	0	8	0	0	0	8	8.00
23	Hill, Nasean	4	0	0	0	6	0	6	1.50
15	Humphrey, Marshall	7	0	5	0	0	0	5	0.71
3	Rameau, LucRichard	10	0	4	0	0	0	4	0.40
34	Smith, Marquevion	5	3	0	0	0	0	3	0.60
	Team	10	-11	0	0	0	0	-11	-1.10
	Total	10	2014	2092	66	670	261	5103	510.30
	Opponents	10	1636	2693	288	1017	96	5730	573.00

2024 West Virginia State University Football
Overall Statistics (as of Nov 9, 2024)

#	Defensive Leaders	GP	Tackles				Sacks NO-YDS	Pass Defense			Fumbles		Blocked	
			Solo	ASST	TOT	TFL-YDS		INT-YDS	BU	QBH	RCV-YDS	FF	KICK	SAF
30	Sanford II, Tim	10	42	12	54.0	2.0-3	—	2-59	5	—	2-64	—	—	—
3	Rameau, LucRichard	10	30	13	43.0	6.5-16	1.0-5	—	1	4	—	1	—	—
8	Fannin, Nicholas	10	31	11	42.0	1.5-5	0.5-4	2-17	6	1	—	—	—	—
44	Vargas, Kameron	9	26	13	39.0	3.5-8	—	—	2	1	3-0	1	—	—
95	Jones, Nazir	10	23	13	36.0	3.0-5	—	—	1	4	—	1	1	—
9	Witcher, Corlyn	10	20	13	33.0	4.5-8	—	—	—	4	—	1	2	—
1	Blake, Nick	10	26	6	32.0	2.0-10	—	6-103	7	1	—	1	—	—
20	Hobson, Zach	9	22	6	28.0	1.0-2	—	—	5	1	—	—	2	—
6	Geter, Jaylen	10	17	8	25.0	2.0-21	1.0-20	—	1	2	—	2	—	—
4	West, Val	10	18	4	22.0	1.0-1	—	1-0	2	—	—	—	—	—
45	Tillman, Kwesi	8	14	7	21.0	4.5-14	2.0-9	—	1	8	—	—	—	—
97	Geter, Eric	9	11	8	19.0	2.5-2	0.5-0	—	—	—	—	—	—	1
38	Martin, Nicholas	6	13	3	16.0	—	—	—	—	—	—	—	—	—
10	Farmer, Isaiah	4	9	5	14.0	1.0-1	—	—	1	1	—	—	—	—
31	Fletcher, Daryl	8	12	2	14.0	2.0-21	—	—	3	1	—	—	—	—
21	Bradshaw, JaJuan	7	12	1	13.0	—	—	—	—	—	—	—	—	—
25	Fontaine, Mike	9	10	1	11.0	—	—	1-47	—	—	—	—	—	—
47	McGuire, Eric	7	10	1	11.0	1.0-11	—	—	1	—	—	1	—	—
92	Lewis, Omari	6	7	3	10.0	—	—	—	—	—	—	—	—	—
39	Hager, Xavius	7	5	4	9.0	1.0-7	—	—	—	1	—	—	—	—
36	Akih, Abemekezi	6	7	1	8.0	1.0-1	—	—	—	—	—	—	—	—
5	Covington-Griggs, Jeremiah	4	5	3	8.0	—	—	1-35	—	—	—	—	—	—
22	Harrington, Jyliek	2	4	4	8.0	1.0-0	1.0-0	—	—	—	—	—	—	—
35	Hancock, Joshua	2	5	—	5.0	2.0-14	2.0-14	—	—	—	—	—	—	—
2	Mankins, Marshawn	3	2	3	5.0	—	—	—	1	—	—	—	—	—
41	McRay, Curtis	5	3	2	5.0	1.0-6	1.0-6	—	—	—	—	—	—	—
7	Hunter, Payton	2	4	—	4.0	—	—	—	—	—	—	—	—	—
24	Johnson, Dehron	6	4	—	4.0	—	—	—	—	—	—	—	—	—
57	Dem, Mamadu	2	3	—	3.0	—	—	—	—	—	—	—	—	—
27	Lewis, Jaymon	2	2	1	3.0	1.0-4	—	—	—	—	—	—	—	—
29	Mosley, Frank	5	3	—	3.0	—	—	—	—	—	—	—	1	—
37	Porter-Lumpkin, Carlos	3	3	—	3.0	—	—	—	—	—	—	—	—	—
88	Bayard, Leyd	4	2	—	2.0	—	—	—	—	—	—	—	1	—
14	Bunch, Juwan	10	2	—	2.0	—	—	—	—	—	—	—	—	—
40	Coulter, Peyton	3	1	1	2.0	—	—	—	—	—	—	—	—	—
48	Davis, Zashawn	2	2	—	2.0	—	—	—	—	—	—	—	—	—
7	Hunter, Peyton	1	—	2	2.0	—	—	—	—	—	—	—	—	—
8	Johnson, Nolan	9	2	—	2.0	—	—	—	—	—	—	—	—	—
11	Mosley, Adrien	10	1	1	2.0	—	—	—	—	—	—	—	—	—
32	Penn, John-Miller	2	2	—	2.0	—	—	—	—	—	—	—	—	—
3	Ray, Marqus	8	1	1	2.0	1.0-4	—	—	—	1	—	—	—	—
85	Richard, Alex	2	2	—	2.0	—	—	—	—	—	—	—	—	—
99	Schmitt, Brennen	10	2	—	2.0	—	—	—	—	—	—	—	—	—
94	Smith, Gemel	4	2	—	2.0	—	—	—	1	—	—	—	—	—
42	Baker, Nate	3	1	—	1.0	—	—	—	—	—	—	—	—	—
52	Bradley, Jermalne	1	1	—	1.0	—	—	—	—	—	—	—	—	—
43	Crowder, Chris	10	1	—	1.0	—	—	—	—	—	—	—	—	—
18	DeSue, Jayland	7	1	—	1.0	—	—	—	—	—	—	—	—	—
23	Hill, Nasean	4	1	—	1.0	—	—	—	—	—	—	—	—	—
26	Jones, Joe	10	1	—	1.0	—	—	—	—	—	—	—	—	—
17	McAdoo, Tavis	7	1	—	1.0	—	—	—	—	—	—	—	—	—
1	Williams, Quentin	8	—	1	1.0	—	—	—	—	—	—	—	—	—
9	Ary, Amare	8	—	—	—	—	—	—	—	—	—	—	—	—
4	Bess, Isaiah	8	—	—	—	—	—	—	—	—	—	—	—	—
7	Felder, Joel	10	—	—	—	—	—	—	—	—	—	—	—	—
2	Jantuah, Caleb	9	—	—	—	—	—	—	—	—	—	—	—	—
84	McCarty, Kevin	6	—	—	—	—	—	—	—	—	—	—	—	—
5	Pessoa, Justin	10	—	—	—	—	—	—	—	—	—	—	—	—
TM	Team	10	—	—	—	—	—	—	—	—	—	—	—	—
63	Ward, Mekhi	1	—	—	—	—	—	—	—	1	—	—	—	—
Total		10	429	154	583.0	46.0-164	9.0-58	13-261	38	31	5-64	8	7	1

PLAYERS TO WATCH – OFFENSE

CHARLESTON GOLDEN EAGLES



5 - Chavon Wright, RB 5'-8, 200

Junior | Opa Locka, FL | Cedar Grove HS

Season Rushing -

278 carries for 1845 yards (6.6 YPC & 184.5 YPG) 33 TDs, Long 68

MEC/D2 National Rankings

33 rushing touchdowns MEC - 1, NCAA2 - 1

1845 yards rushing MEC - 1, NCAA2 - 1

184.5 yards per game MEC - 1, NCAA2 - 1

Career Rushing -

749 attempts for 4,538 yards (6.06 YPC) & 70 TDs

*Broke the UC career rushing TD record against

Concord. (46 - Jordan Roberts 2012) earlier this season.

Rushing Last 5 Games —

2024	ATT.	YARDS	TD	YPC	LONG
vs. Wheeling	29	170	5	5.9	38
at Frostburg State	36	225	5	6.3	31
vs. Fairmont State	37	240	4	6.5	39
at West Liberty	31	189	3	6.1	24
at WV Wesleyan	14	117	2	8.4	26
	147	941	14	6.4	

6 - Yves Bosmans, WR 6'-1, 205lbs

Jr. | Fort Worth, TX | Blythewood HS

Named first team all-conference as a junior in high school, tallying 58 catches for 893 yards and 15 touchdowns. Missed senior season due to injury.

Transfer from Campbell, Bosmans was a 2nd team All-MEC selection in 2023 with 49 catches for 576 yards & 6 TDs.

This season, Bosmans with 38 grabs for 509 yards and 6 touchdowns including 10 grabs for 182 yards and 4 touchdowns against UNC Pembroke.

WEST VIRGINIA STATE YELLOW JACKETS



7 Joel Felder, RB 5'-11, 205lbs

Sr. | Ft. Lauderdale, FL | Stranahan HS

Had 1,030 all-purpose yards as a senior at Stranahan with 10 touchdowns.

Transferred to WV State from Florida International after 2021 season.

Ran for 179 yards & a TD against Charleston in 2022.

Ran for 165 yards & 2 TDs against Charleston in 2023.

Career high 178 yards came against Barton in 1st game of this year.

2024 (Last 5 Games)	ATT.	YARDS	TD	YPC	LONG
vs. Concord	19	65	1	3.4	14
at Wheeling	10	55	2	5.5	21
at UNC Pembroke	17	94	1	5.5	22
vs. Frostburg State	20	146	2	7.9	38
at Glenville State	16	93	0	5.8	25
	82	453	6	5.5	

99 Brennen Schmitt, K/P 6'-4, 175lbs

Sr. | Fayetteville, GA | Whitewater HS

Schmitt has connected on 11 of 18 FG attempts with his career long (50 yards) coming at Fairmont State back on October 5th.

For his career, Schmitt had made 68% of his FG attempts, 31 of 45.

His punting numbers have improved each year as Schmitt averages 44.1 yards-per-punt for the 2024 season. His longest was a 65 yard punt while 10 kicks have been down inside the 20.

**MOUNTAIN
EAST**

PLAYERS TO WATCH — DEFENSE

CHARLESTON GOLDEN EAGLES



28 Dekavis Preston, CB 5'-10, 170lbs

R-Jr. | Martinsville, VA | Magna Vista HS

After redshirting his freshman year, Preston has been a big contributor to the success of the Golden Eagles defense. Racked up 36 total tackles in 2022 with 15 pass breakups and an interception.

Added 3 more interceptions during the 2023 season.

In 2024, Preston has collected 22 total tackles, 8 pass breakups and an interception.

2023 MEC Commissioner's Honor Roll

Parents: Travis and Felicia Preston

4 Willie Floyd, LB 6'-0 230lbs

Sr. | Miami, FL | Miami Carol

A big impact since stepping on the Charleston campus, Floyd is one of the top tacklers on the Golden Eagles defense with 41 total tackles & 4-1/2 Tackles for Loss.

A 1st Team All-MEC selection in 2023, Floyd turned in 74 tackles last year including a season-high 14 against Kutztown in the 2nd round of the 2023 NCAA Division II Playoffs.

2022 2nd Team All-MEC Selection

WEST VIRGINIA STATE YELLOW JACKETS



30 Tim Sanford II, LB 6'-0, 190lbs

Sr. | Hilliard, OH | Hilliard Davidson

A transfer from Walsh University, Sanford leads the Yellow Jackets defense with 54 total tackles including 2 Tackles for Loss.

Sanford has collected 2 interceptions, 5 Pass Breakups and 2 fumble recoveries.

1 Nick Blake, CB 5'-10, 170lbs

Sr. | New York, NY | Jamaica Gateway HS

A 2023 transfer from Erie Community College, Blake totaled 7 interceptions in two seasons at ECC.

Last year as a Yellow Jacket, Blake registered 35 total tackles, adding 2 fumble recoveries and 2 interceptions while being selected to the All-MEC Honorable Mention team.

The New York native has contributed 32 tackles in the 2024 season while leading the Yellow Jackets' defense with 6 interceptions.

MOUNTAIN EAST