



2013 UC SAN DIEGO

Volleyball

Contact: Doga Gur • dgur@ucsd.edu • 650.353.0153

RESULTS/SCHEDULE

7-18 Overall/4-16 MPSF
4-6 Home/2-10 Away/1-2 Neutral

January

4	vs. #5 Lewis ¹	W, 3-2
4	vs. #6 UCLA ¹	L, 2-3
5	vs. #7 Long Beach State ¹	L, 2-3
10	#8 USC*	W, 3-0
12	#4 Pepperdine*	L, 0-3
17	#14 Cal Baptist*	W, 3-2
19	at #3 BYU*	L, 0-3
25	#9 Cal State Northridge*	L, 0-3
26	#7 Long Beach State*	L, 1-3
30	Princeton	W, 3-1

February

1	at #12 UC Santa Barbara*	L, 1-3
2	at #5 UCLA*	L, 0-3
8	at #11 Pacific*	L, 1-3
9	at #4 Stanford*	L, 0-3
15	#15 UC Santa Barbara*	W, 3-0
16	#1 UC Irvine*	L, 0-3
22	at Hope International	W, 3-0

March

1	at #12 Cal Baptist*	L, 0-3
2	#2 BYU*	L, 0-3
6	at #3 Long Beach State*	L, 0-3
8	at #7 Cal State Northridge*	L, 0-3
15	at #4 Pepperdine*	L, 0-3
16	at #14 USC*	W, 3-2
29	#4 UCLA*	L, 0-3
31	at #2 UC Irvine*	L, 2-3

April

5	Pacific*	7 p.m.
6	#8 Stanford*	7 p.m.
12	Hawai'i*	7 p.m.
13	Hawai'i*	7 p.m.

¹ UCSB Asics Invitational at Santa Barbara

* MPSF match

All times Pacific

TRITONS HOME FOR FINAL FOUR OF 2013 BEGINNING FRIDAY

Match 26

UCSD (7-18, 4-16) vs. Pacific (7-17, 4-16)
 Friday, Apr. 5 • 7 p.m.
 RIMAC Arena • La Jolla, Calif.



All-time series..... UOP leads 34-6
 Last meeting..... 2/8/13 in Stockton (UOP 3-1)
 Last UCSD win..... 3/27/10 in La Jolla (3-0)
 Last UOP win..... 2/8/13 in Stockton (3-1)
 UCSD streak..... Lost 5



Match 27

UCSD (7-18, 4-16) vs. #8 Stanford (13-10, 10-10)
 Saturday, Apr. 6 • 7 p.m.
 RIMAC Arena • La Jolla, Calif.

All-time series..... STAN leads 40-3
 Last meeting..... 2/9/13 in Stanford (STAN 3-0)
 Last UCSD win..... 2/11/11 in Stanford (3-0)
 Last STAN win..... 2/9/13 in Stanford (3-0)
 UCSD streak..... Lost 4

TRITONS BEGIN FOUR-MATCH HOMESTAND TO WRAP UP 2013

UC San Diego (7-16, 4-14 MPSF) next begins a season-long four-match homestand against Mountain Pacific Sports Federation (MPSF) opponents to close out the 2013 season. The Tritons play host to Pacific (7-17, 4-16 MPSF) on Friday night, Apr. 5, and eighth-ranked Stanford (13-10, 10-10 MPSF) on Saturday, Apr. 6. First serve for both contests inside RIMAC Arena is set for 7 p.m. UCSD's 3-2 loss at UC Irvine last Sunday, Mar. 31, eliminated it from contention for the 2013 MPSF Tournament.

MATCH COVERAGE

All UCSD home matches inside RIMAC Arena feature a live online video stream as well as live stats, both free of charge. Fans can access live video and live stats from the Schedule/Results tab of the men's volleyball page at UCSDtritons.com. Follow @UCSDtritons for in-match Twitter updates.

UCSD DROPS A PAIR TO TOP-FIVE OPPOSITION

UCSD fell 3-0 to then-fourth-ranked UCLA last Friday, Mar. 29, in its first return to RIMAC Arena since Mar. 2. Set scores were 25-20, 25-18 and 25-20. The result marked a third defeat to the Bruins in three meetings in 2013, and thus the end of a streak of five straight seasons in which the Tritons had knocked off UCLA at least once. On Sunday, Mar. 31, at then-second-ranked defending national champion UC Irvine, UCSD stormed out to a 2-0 advantage before the host Anteaters rallied for a five-set triumph, 23-25, 21-25, 25-13, 25-21 and 15-10. Carl Eberts (12) and Nick Iorfino (10) each totaled double-figure kills. Greg Smith and Cheyne Hayes added nine apiece while combining for 13 total blocks. Hayes also had a team-best nine digs. Mike Brunsting finished with 41 assists, three kills, three digs, two blocks and a match-high two service aces.

AVCA POLL

UCSD and Pacific are both receiving votes outside of the latest American Volleyball Coaches Association (AVCA) Division I-II Men's Coaches Top 15 Poll, released each Monday. Stanford is No. 8. The Tritons were last ranked on Jan. 28 at No. 13.

EBERTS FIFTH IN PROGRAM HISTORY TO JOIN 1,000-KILL CLUB

At UC Irvine last Sunday, Mar. 31, senior outside hitter Carl Eberts became just the fifth player in program history to reach the 1,000-kill plateau. Back-to-back kills to give UCSD a temporary 6-4 edge in the decisive fifth set meant career kills No. 999 and 1,000 for the fifth-year Triton. He finished the match with a team-high 12. The product of Huntington Beach and Edison High School compiled 89 kills as a redshirt freshman in 2010, before leading the squad in 2011, 2012 and 2013 with 326, 335 and 252 kills, respectively. Eberts joins former teammates Jason Spangler (1,491; 2007-10) and Frank Fritsch (1,403; 2007-10), as well as Jim Waller (1,301; 2001-04) and former Triton women's volleyball head coach (2005-09) and current LMU women's coach Tom Black (1,268; 1993-96) in the 1,000-Kill Club.

DOUBLE-FIGURE TRITONS

Carl Eberts leads the team with 14 matches in 2013 (53 career; three with 20-plus) with double-figure kills, including a season-high 22 (Jan. 17). Nick Iorfino (eight), Cheyne Hayes (six), Vaun Lennon (six), Greg Smith (two), Sebastian Brady (one) and Fred Stahl (one) have also reached the 10-kill mark at least once this season. Chase Frishman has a team-best seven matches (24 career) with double-figure digs, while Kevin McGinnis has three and Eberts, Hayes and Mike Brunsting one apiece.

VETERAN DUO MOVING UP ALL-TIME CHARTS

Carl Eberts and Chase Frishman continue to move up all-time lists in the UCSD men's volleyball record book. Eberts is fifth in kills with 1,002. He is sixth in attacks (2,401), seventh in digs (486) and tied for 10th in aces (54). Frishman, meanwhile, is second with 635 digs. Eric Leserman (2006-09) tops that list with 885.

FRISHMAN HITS DIGS MILESTONES

Senior libero Chase Frishman's first dig of the Jan. 25 meeting with Cal State Northridge was career dig No. 500, making the Dana Point native just the sixth player in program history to reach that total. At Long Beach State on Mar. 6, Frishman then also eclipsed the 600-dig mark, and is No. 2 on the all-time UCSD chart with 635.

SCOUTING PACIFIC

Pacific (7-17, 4-16 MPSF) is coming off of a 3-0 home loss to Stanford on Tuesday night. The Tritons and Tigers are tied for 12th in the conference standings. Senior outside hitter Taylor Hughes paces Pacific at 3.95 kills per set (344) while adding 1.41 digs per set (123) and 13 service aces. Junior libero Javier Caceres tops the conference at 2.89 digs per set. Sophomore middle Tommy Carmody is the team's top net presence with 1.19 blocks per set (101). The Tigers' regular setter is senior Patrick Tunnell (822 assists, 10.28 per set). UOP holds a 34-6 advantage in the all-time series, and has won five straight with back-to-back season sweeps in 2011 and 2012 and a 3-1 decision in this year's earlier match-up in Stockton on Feb. 8. Prior to this stretch, the Tritons had taken six consecutive meetings, with sweeps in 2008, 2009 and 2010. Joe Wortmann is in his 21st season.

SCOUTING STANFORD

Eighth-ranked Stanford is 13-10 overall and an even 10-10 in the MPSF, sitting in seventh place having already clinched an MPSF Tournament berth. Tuesday night's 3-0 win at Pacific snapped a four-match losing skid for the Cardinal. Stanford plays at fourth-ranked defending national champion UC Irvine on Friday night prior to heading further south to RIMAC on Saturday. Junior outside hitter Brian Cook is third in the MPSF with a team-best 4.17 kills per set. James Shaw is the regular Stanford setter (10.47 assists per set) as a true freshman, while also producing 1.69 digs per set. Steven Irvin averages 3.20 kills and 1.64 digs per set. Stanford leads the all-time series, 40-3, and has won four straight meetings. UCSD last topped Stanford, 3-0, at Maples Pavilion on Feb. 11, 2011, when the Tritons were ranked No. 12 and defending national champion Stanford was No. 4. Set scores were 25-18, 30-28 and 25-16 with UCSD in control throughout, hitting .477 as a team to just .182 for Stanford. Then-sophomore Carl Eberts produced a match-high 15 kills. The Tritons last beat Stanford in La Jolla on Apr. 14, 2006, 3-1. John Kosty, the 2010 AVCA Division I-II National Coach of the Year, is in his seventh season in charge of the Cardinal.

FIRST-EVER PROGRAM SWEEPS OF USC

Following its first-ever 3-0 sweep over then-eighth-ranked USC in its 2013 home opener in La Jolla on Jan. 10, UCSD completed the first season sweep of the No. 14 Trojans in program history when it won 3-2 at the Lyon Center on Mar. 16. The Tritons are 8-38 all-time in 46 meetings, with four triumphs now in Los Angeles. The Jan. 10 result snapped a seven-match losing skid against USC.

TRITON BLOCK PARTY AT USC

UCSD produced a team block total of 20.0 in its 3-2 win at USC on Mar. 16, the third-highest mark in the entire Mountain Pacific Sports Federation (MPSF) in 2013. It was the most blocks by the Tritons in a single match since they had an identical 20.0 during a 3-2 home win over Hawai'i on Mar. 14, 2009. Cheyne Hayes' match-high 11 blocks were the most by a UCSD player since all-time leader Calvin Ross posted a pair of 12-block efforts at home versus USC (3/6) and Hawai'i (3/14) in 2009. It is also tied for the fourth-best individual total in the MPSF this season. Hayes and Fred Stahl (8) accounted for UCSD's top two outputs of 2013.

DOUBLE-DOUBLES

Mike Brunsting posted his second career double-double at No. 11 Pacific on Friday, Feb. 8, with match highs of 46 assists and 15 digs, the latter total also a career high for the junior setter. Cheyne Hayes had produced the season's first double-double by a Triton, against then-seventh-ranked Long Beach State on Jan. 5. Hayes had a team-high 18 kills to go along with a match-high 15 digs in the 3-2 loss to the 49ers in the third-place match of the UCSB Asics Invitational. Both totals were career highs. UCSD had two double-doubles during the 2012 season, by Carl Eberts (1/14 vs. NJIT: 15 kills and 11 digs) and Brunsting (1/14 vs. NJIT: 12 digs and 55 assists).

QUICK FACTS

The University

Location	La Jolla, CA 92093
Founded	1960
Enrollment	29,324
Colors	Blue and Gold
Nickname	Tritons
Affiliation	NCAA Division II
Conference	Mountain Pacific Sports Federation
Chancellor	Dr. Pradeep K. Khosla
Athletics Director	Earl W. Edwards
Athletics Phone	858.534.4211
Facility (Capacity)	RIMAC Arena (5,000)
Press Row Phone	650.353.0153

Coaching Staff

Head Coach	Kevin Ring, 8th Season
Alma Mater	UC San Diego '96
Record at UCSD (Years)	.66-160 (8th)
Overall Record (Years)	.66-160 (8th)
Email	mvball@ucsd.edu
Assistant Coach	Paul Warren, 7th Season
Alma Mater	UC San Diego '92
Assistant Coach	Brett Alderman, 1st Season
Assistant Coach	JJ Van Niel, 2nd Season
Alma Mater	USC '98
Volleyball Phone	858.534.8443
Assistants' Email	mvball@ucsd.edu

2012 Season

Overall Record	9-19
MPSF Record (Finish)	6-16 (9th)
Final AVCA Ranking	13th
Highest AVCA Ranking	11th
Postseason	None

2013 Season

Starters Returning/Lost	6 (plus libero)/0
Letterwinners Returning/Lost	13/4
Returning Redshirts	1
Newcomers	8

Team History

First Season	1968
Overall Record Through 2012	246-624
First Season in NCAA Division II	2001
NCAA Division III National Titles	1 (2000)
NAIA National Titles	1 (1970)

Communications

Men's Volleyball Contact	Doga Gur
Email	dgur@ucsd.edu
Phone	650.353.0153
Press Row Phone	650.353.0153

On the Web

UCSD Athletics	UCSDtriton.com
MPSF	mpsports.org
AVCA	avca.org
NCAA	ncaa.com/sports/volleyball-men/d1

Social

Facebook	facebook.com/UCSDtriton
Twitter	twitter.com/UCSDtriton
YouTube	youtube.com/UCSDathletics
SmugMug	ucsdtriton.smugmug.com



UCSDtriton



@UCSDtriton

AVCA NATIONAL POLL

April 1

Rank	School (1st-Place Votes)	Last Week
1	BYU (16)	1
2	Long Beach State	3
3	UCLA	4
4	UC Irvine	2
5	Pepperdine	5
6	Cal Baptist	7
7	UC Santa Barbara	8
8	Stanford	6
9	Lewis	9
10	Cal State Northridge	10
11	Ohio State	11
12	Penn State	13
13	Loyola-Chicago	14
14	Hawai'i	12
15	Ball State	15

UCSD in the AVCA Poll

Preseason	RV
January 7	14
January 14	13
January 21	12
January 28	13
February 4	RV
February 11	RV
February 18	RV
February 25	RV
March 4	RV
March 11	NR
March 18	RV
March 25	RV
April 1	RV
April 8	
April 15	
April 22	

MPSF STANDINGS

Through April 3

Team	MPSF	Overall
BYU	18-2	19-3
UC Irvine	15-6	18-6
Long Beach State	15-6	19-7
UCLA	13-7	17-9
Pepperdine	11-9	12-9
Cal Baptist	11-10	15-12
Stanford	10-10	13-10
UC Santa Barbara	10-11	14-13
Cal State Northridge	9-11	11-11
Hawai'i	8-14	9-16
USC	5-15	5-15
Pacific	4-16	7-17
UC San Diego	4-16	7-18


MPSF COACHES' POLL

Preseason

Rank	Team (First-Place Votes)	Points
1	UC Irvine (11)	143
2	BYU (2)	134
3	Pepperdine	113
4	Stanford	110
5	UCLA	94
6	Long Beach State	85
7	USC	83
8	Cal State Northridge	61
9	UC Santa Barbara	55
10	Cal Baptist	49
11	Pacific	35
12	Hawai'i	30
13	UC San Diego	22



#1 Shaw




#2 McGinnis




#3 Elie



#5 Frishman



#6 Barber



#7 Eberts



#8 Loria




#10 Brunsting



#11 Metzger



#12 Lennon




#13 Hayes



#14 Dempsey



#15 Schnitzer



#16 Schow




#17 Smith



#18 Brady



#19 Averkamp



#20 Iorfino



#22 Lake



#23 Stahl



#24 Laughrea



#25 Currey



#26 Swartzbaugh



HC Ring



AC Warren



AC Alderman



AC Van Niel

ROSTER

No.	Name	Pos.	Ht.	Yr.	Hometown/High School/Last School
1	Elliott Shaw	OH	6-3	Fr.	Mission Viejo/Capistrano Valley
2	Kevin McGinnis	L	6-0	So.	Glen Ellyn, IL/Glenbard West
3	Ganesh Elie	MB	6-7	Fr.	Sunnyvale/Homestead
5	Chase Frishman	L	6-1	Sr.	Dana Point/Dana Hills
6	Eric Barber	OH	6-5	RFr.	Santa Monica/Santa Monica
7	Carl Eberts (C)	OH	6-5	Sr.	Huntington Beach/Edison
8	Kyle Loria	OH	6-2	Fr.	Rocklin/Rocklin
10	Mike Brunsting	S	6-5	Jr.	Poway/Francis Parker School
11	Scot Metzger	OH	6-4	So.	Crestwood, MO/St. Louis University
12	Vaun Lennon (C)	OH	6-3	Jr.	Los Angeles/Loyola
13	Cheyne Hayes	OPP	6-4	So.	Creston/Paso Robles
14	Garrett Dempsey	S	6-2	So.	Palos Heights, IL/Marist
15	Mathew Schnitzer	MB	6-6	Fr.	Los Alamitos/Los Alamitos
16	Joel Schow	MB	6-6	So.	San Francisco/St. Ignatius College Prep
17	Greg Smith	MB	6-5	Sr.	Fullerton/EI Dorado/Golden West College
18	Sebastian Brady (C)	MB	6-7	Jr.	Chico/Chico
19	Johl Averkamp	OPP	6-7	Jr.	Mission Viejo/Trabuco Hills/Orange Coast College
20	Nick Iorfino	OH	6-2	So.	Huntington Beach/Huntington Beach
22	Josh Lake	OPP	6-5	Fr.	Poway/Poway
23	Fred Stahl	MB	6-6	Jr.	Sunnyvale/Bellarmine College Prep
24	Matt Laughrea	OH	6-2	Fr.	Rocklin/Rocklin
25	Grant Currey	S	6-2	Fr.	Rocklin/Rocklin
26	Cory Swartzbaugh	OPP	6-7	Fr.	Laguna Niguel/Dana Hills

Head Coach Kevin Ring, 8th Season (UCSD '96)

Assistant Coaches Paul Warren, Brett Alderman, JJ Van Niel

By Position

- Liberos (2)
 - 2 Kevin McGinnis
 - 5 Chase Frishman
- Middle Blockers (6)
 - 3 Ganesh Elie
 - 15 Mathew Schnitzer
 - 16 Joel Schow
 - 17 Greg Smith
 - 18 Sebastian Brady
 - 23 Fred Stahl
- Opposites (4)
 - 13 Cheyne Hayes
 - 19 Johl Averkamp
 - 22 Josh Lake
 - 26 Cory Swartzbaugh
- Outside Hitters (8)
 - 1 Elliott Shaw
 - 6 Eric Barber
 - 7 Carl Eberts
 - 8 Kyle Loria
 - 11 Scot Metzger
 - 12 Vaun Lennon
 - 20 Nick Iorfino
 - 24 Matt Laughrea
- Setters (3)
 - 10 Mike Brunsting
 - 14 Garrett Dempsey
 - 25 Grant Currey

By Year

- Freshmen (8)
 - 1 Elliott Shaw
 - 3 Ganesh Elie
 - 8 Kyle Loria
 - 15 Mathew Schnitzer
 - 22 Josh Lake
 - 24 Matt Laughrea
 - 25 Grant Currey
 - 26 Cory Swartzbaugh
- Redshirt Freshmen (1)
 - 6 Eric Barber
- Sophomores (6)
 - 2 Kevin McGinnis
 - 11 Scot Metzger
 - 13 Cheyne Hayes
 - 14 Garrett Dempsey
 - 16 Joel Schow
 - 20 Nick Iorfino
- Juniors (5)
 - 10 Mike Brunsting
 - 12 Vaun Lennon
 - 18 Sebastian Brady
 - 19 Johl Averkamp
 - 23 Fred Stahl
- Seniors (3)
 - 5 Chase Frishman
 - 7 Carl Eberts
 - 17 Greg Smith

Pronunciations

- 3 **Ganesh Elie** gah-NAYSH ELL-ee
- 7 **Carl Eberts** E-ber-ts (hard E)
- 8 **Kyle Loria** LOR-ee-ah
- 10 **Mike Brunsting** BRUNN-sting
- 13 **Cheyne Hayes** SHANE
- 16 **Joel Schow** (rhymes with COW)
- 19 **Johl Averkamp** JOEL OW-er-camp
- 20 **Nick Iorfino** EYE-or-FEE-no
- 23 **Fred Stahl** (rhymes with BALL)
- 24 **Matt Laughrea** LOCK-ray
- 26 **Cory Swartzbaugh** SWORTS-baw



UCSDtritons



@UCSDtritons

HEAD COACH KEVIN RING



The 2013 season is former Triton player Kevin Ring's eighth as head coach of the UCSD men's volleyball program.

Ring's 2012 squad finished with a 9-19 overall record and placed ninth in the ultra-competitive Mountain Pacific Sports Federation (MPSF) with a 6-16 mark, narrowly missing a berth in the eight-team league tournament. UCSD recorded upsets over No. 3 UCLA, No. 9 Long Beach State, No. 11 Hawai'i, No. 12 UC Santa Barbara and No. 13 Cal State Northridge. The team strung together an unprecedented five-match win streak in league play, three of those victories on the road.

For the second straight year, the Tritons climbed to as high as No. 11 in the AVCA national poll.

Outside hitter Carl Eberts and libero Chase Frishman earned All-MPSF honorable mention. Outside hitter Vaun Lennon was tabbed the AVCA National Player of the Week in early April, becoming the second Triton to garner that distinction in the history of the program. Additionally, six players were named MPSF All-Academic in 2012.

UCSD finished with five MPSF wins in 2011, producing upsets at defending national champion and fourth-ranked Stanford, at No. 5 UCLA, at No. 7 UC Irvine, at No. 11 Pepperdine and at home against No. 11 Hawai'i. The sweep at Stanford marked not only the Tritons' first-ever triumph at Maples Pavilion, but also snapped the 18-match home win streak of the Cardinal.

On March 24, 2011, UCSD hosted third-ranked Ohio State and took a four-set victory over the Buckeyes, who went on to win the national championship.

Senior setter Phil Bannan was an All-MPSF Second Team selection after becoming UCSD's all-time leader in assists and service aces. Ring also graduated middle blocker Calvin Ross, who took over as the school's career leader in blocks. Four Tritons were named MPSF All-Academic in 2011.

In 2010, the Tritons were ranked in the top-15 nationally through the entire year and collected six conference wins for the campaign, including two each over UCLA and Pepperdine. Bannan picked up All-MPSF honorable mention for the second straight year.

Ring led the 2009 squad to its most successful in program history. The Tritons won a Division II-best 13 matches and nearly qualified for the MPSF Tournament, being eliminated during the final weekend of conference play. UCSD defeated several ranked teams, including a win over UCLA for the second consecutive season. The Tritons finished the year ranked No. 11 and Ring was named MPSF Coach of the Year.

While maintaining a high level of success on the court and in the classroom, Ring and his players have kept a clear focus on giving back to the community. For the past several years, the Tritons have held regular volleyball clinics with Big Brothers Big Sisters of San Diego County.

Before being elevated to the head-coaching position on June 15, 2005, Ring spent the previous nine years as an assistant for the UCSD men's squad. He served as the top assistant for Duncan McFarland in 1997 and 1998, for Jon Stevenson in 1999 and for Ron Larsen between 2000-05. Ring helped guide the Tritons to an NCAA Division III national championship in 2000.

In addition to his duties at UCSD, Ring was an adjunct faculty member in the Department of Chemistry and Biochemistry at the University of San Diego. He also served as an assistant coach for the Torero women's volleyball team in 2004-05.

Ring got his start at UCSD serving as the men's volleyball team manager from 1989-91 before playing on the team for three seasons.

Ring was the full-time team manager for the USA men's national team from 1991-93 and continued on as a technical advisor through 1996. He accompanied the national team to the 1992 Olympic Games in Barcelona and the 1996 Games in Atlanta. The 1992 squad left Spain with a bronze medal.

Ring earned two degrees from UCSD, graduating with a bachelor's degree in biochemistry in 1996, followed by a master's degree in chemistry in 1998. A native of Oregon, he played prep volleyball at Sheldon High School in Eugene.

IN THE NATIONAL RANKINGS

Through matches played Mar. 31, Chase Frishman ranks 19th nationally in the NCAA Division I-II in digs per set (2.28). Fred Stahl is 28th in blocks per set (1.03). UCSD is 25th in digs per set (8.63), 28th in assists per set (10.97), 29th in kills per set (11.57) and blocks per set (2.07) and 30th in hitting percentage (0.211).

IN THE MPSF

Through matches played Mar. 31, Chase Frishman is fifth in the MPSF in digs at 2.28 per set. Garrett Dempsey (7.46/set) and Mike Brunsting (6.05/set) are 13th and 14th, respectively, in assists, with Fred Stahl 12th in blocks (1.03/set). UCSD is sixth in the conference in team digs (8.63/set) and 11th in blocks (2.07/set). Last year, Carl Eberts ranked 14th in both kills (3.22/set) and points (3.77/set), while Frishman was third in digs (2.28/set). UCSD ranked sixth in digs (8.60/set).

LENNON CHOSEN TO ASICS INVITATIONAL ALL-TOURNAMENT TEAM

Junior outside hitter Vaun Lennon represented UCSD on the seven-player All-Tournament Team of the 2013 UC Santa Barbara Asics Invitational. He was the lone Triton to achieve double-digit kill totals in all three matches, with 13 in the come-from-behind win over Lewis, 12 against UCLA and 16 more in the third-place match versus Long Beach State. The Los Angeles native also produced seven digs in all three contests and was a UCSDtritos.com Athlete of the Week.

BEST-EVER FOURTH-PLACE ASICS FINISH

UCSD made its first championship semifinal appearance at the UC Santa Barbara Asics Invitational on Friday, Jan. 4, after rallying to take down No. 5 Lewis in five sets earlier that day. With back-to-back 3-2 losses to UCLA and Long Beach State, the Tritons finished a best-ever fourth at the tourney. UCSD went an identical 1-2 but placed seventh in both 2010 and 2011.

EBERTS AND FRISHMAN BACK FOR ONE FINAL CAMPAIGN

The Tritons return their senior tandem of Carl Eberts and Chase Frishman in 2013 for one final season of their stellar college careers. The duo each earned All-Mountain Pacific Sports Federation honorable mention a year ago. Frishman recently garnered preseason All-America honorable mention from Off the Block. Eberts is a fifth-year senior out of Huntington Beach who redshirted as a true freshman in 2009. Frishman, a native of Dana Point, is in his fourth year in the program. The only other senior on head coach Kevin Ring's 2013 roster is third-year Triton Greg Smith, a middle blocker out of Fullerton.

UCSD CAPTAINS

Team tri-captains for the 2013 season were designated as senior Carl Eberts and juniors Sebastian Brady and Vaun Lennon. Eberts is now a three-time captain in his fifth season in the program. He was co-captains with Brady in 2012. Lennon is in his first year as a Triton captain.

A PROUD TRADITION OF ACADEMIC AND ATHLETIC EXCELLENCE

UCSD had six players earn Mountain Pacific Sports Federation (MPSF) All-Academic honors a season ago, with all six Tritons returning for the current 2013 campaign. Those players are seniors Carl Eberts and Chase Frishman, juniors Sebastian Brady, Mike Brunsting and Vaun Lennon, and sophomore Cheyne Hayes. UCSD was tied with Pacific and Stanford for the most MPSF All-Academic players for 2012. Eberts is now a three-time selection while Frishman has earned the award in two successive years.

FOLLOW THE TRITONS

There are more ways than ever to follow the Tritons. You've always got UCSD-tritos.com at your fingertips, but our social media scene continues to grow. Get instant updates on Twitter and like us on Facebook. For a more visual approach, watch our YouTube channel. Follow the Tritons all year long on social media for behind-the-scenes looks!

UCLA TO HOST NCAA CHAMPIONSHIP

UCLA will play host to the 2013 NCAA Men's Volleyball Championship at the New Pauley Pavilion in Los Angeles. The two semifinals will be held on May 2, with the national title match taking place on May 4. For tickets, call 310-UCLA-WIN or go to UCLABruins.com. This will be the second straight year that the event has been held in Los Angeles, after USC hosted the 2012 installment at the Galen Center. For complete information on the championship, visit <http://www.ncaa.com/championships/volleyball-men/d1>.

MATCH-BY-MATCH LEADERS

	<u>Kills</u>	<u>Assists</u>	<u>Aces</u>	<u>Digs</u>	<u>Blocks</u>	<u>Points</u>
1/4 vs. LEWIS	Eberts 16	Dempsey 49	Brunsting 2*	Frishman 13*	Brady 6*	Eberts 17.5
1/4 vs. UCLA	Eberts 16	Dempsey 45	Lennon 2	McGinnis 10	Brady/Hayes 3	Eberts 18.0
1/5 vs. LBSU	Hayes 18	Dempsey 44*	Brady/Lennon/Smith 1	Hayes 15*	Brady/Hayes 5	Hayes 21.0
1/10 vs. USC	Eberts 16*	Dempsey 29*	Hayes 2*	Eberts 9*	Stahl 6*	Eberts 19.0*
1/12 vs. PEPP	Hayes 11*	Brunsting 14	-	Brunsting 8*	Eberts/Dempsey 1 Brady/Stahl	Hayes 11.0
1/17 vs. CBU	Eberts 22*	Brunsting 25	Hayes 2*	Frishman 11*	Stahl 6*	Eberts 23.0*
1/19 at BYU	Eberts 13*	Dempsey 28*	-	Eberts 7*	Schow 3	Eberts 14.0
1/25 vs. CSUN	Eberts 12	Dempsey 30	Lennon/Hayes/Brunsting 1	Frishman 9*	Hayes/Stahl 3	Eberts 13.5
1/26 vs. LBSU	Lennon 11	Brunsting 27	-	Frishman 11*	Stahl/Brunsting 2 Smith/Iorfino	Lennon/Iorfino 11.0
1/30 vs. PRIN	Lennon 13	Dempsey 41*	Dempsey/Brady 1 Stahl/Hayes	Eberts 11	Stahl 7*	Hayes 16.0*
2/1 at UCSB	Iorfino 19*	Dempsey 37	Brunsting 1	Frishman 8	Stahl 7	Iorfino 20.5*
2/2 at UCLA	Eberts 10	Brunsting 27	-	McGinnis 11*	Brady 4*	Eberts 11.0
2/8 at UOP	Hayes 15*	Brunsting 46*	Brunsting/Hayes 1	Brunsting 15*	Brunsting/Stahl 5	Hayes 16.5*
2/9 at STAN	Stahl 10	Brunsting 26	Eberts/Hayes 1	Brunsting 9*	Brady/Stahl 3	Stahl 11.5
2/15 vs. UCSB	Iorfino 12*	Brunsting 38*	Stahl 2*	Frishman 13*	Stahl 4*	Eberts 14.0*
2/16 vs. UCI	Hayes 14*	Brunsting 27	Lennon 1*	Eberts/Brunsting 5*	Eberts/Brady 2	Hayes 14.0*
2/22 at HIU	Eberts 15*	Brunsting 28*	Brunsting 3*	Frishman 9	Hayes/Brady/Smith 3*	Eberts 15.5*
3/1 at CBU	Hayes 8	Brunsting 20	Stahl 1	Frishman 11*	Eberts/Brunsting/Stahl 1	Hayes 8.0
3/2 vs. BYU	Eberts 15*	Dempsey 27	Eberts 2*	Eberts/Dempsey/Frishman 8*	Eberts/Smith 1	Eberts 17.5*
3/6 at LBSU	Iorfino 11	Dempsey 28	Dempsey/Smith/Iorfino 1*	Frishman 5*	Eberts/Hayes/Iorfino/Stahl 1	Iorfino 13.0
3/8 at CSUN	Iorfino 11	Dempsey 12	Hayes 1	Frishman 6	Stahl 6*	Iorfino 12.5
3/15 at PEPP	Smith 9	Brunsting 23	Brunsting 2	Brunsting 5	Smith 4	Smith 11.0
3/16 at USC	Eberts 17*	Brunsting 41	Brunsting/Stahl 2*	Frishman 11	Hayes 11*	Eberts 18.5*
3/29 vs. UCLA	Eberts/Hayes 6	Brunsting 12	Lennon 3*	Frishman 6*	Brady/Lennon 1	Eberts/Hayes 7.0
3/31 at UCI	Eberts 12	Brunsting 41	Brunsting 2*	Hayes 9	Smith 7	Eberts 15.5
4/5 vs. UOP	-	-	-	-	-	-
4/6 vs. STAN	-	-	-	-	-	-
4/12 vs. UH	-	-	-	-	-	-
4/13 vs. UH	-	-	-	-	-	-

*match high



VOLLEYBALL MAGAZINE POLL

Rank	School (1st-Place Votes)	Last Week
1	BYU (10)	1
2	UC Irvine	2
3	UCLA	4
4	Long Beach State	3
5	Pepperdine	5
6	Lewis	7
7	UC Santa Barbara	8
8	Cal Baptist	10
9	Stanford	6
10	Cal State Northridge	9

UCSD in the VBM Poll

January 8	RV
January 15	RV
January 22	RV
January 29	RV
February 5	NR
February 12	NR
February 19	NR
February 26	NR
March 5	NR
March 12	NR
March 19	NR
March 26	NR
April 2	NR
April 9	NR

CAREER AND SEASON HIGHS

1 • Elliott SHAW • OH

Stat	2013 High	Career High
Kills	1, 3/1 at CBU	1, 3/1/13 at CBU
Hit% (min. 10 A)	-	-
Assists	-	-
Aces	-	-
Digs	3, 3/1 at CBU	3, 3/1/13 at CBU
Blocks	-	-
Points	1.0, 3/1 at CBU	1.0, 3/1/13 at CBU

2 • Kevin McGINNIS • L

Stat	2013 High	Career High
Kills	-	-
Assists	3, 1/5 vs. LBSU	3, 2 times (last 1/5/13 vs. LBSU)
Aces	-	-
Digs	11, 2 times (last 2/2 at UCLA)	12, 1/11/12 vs. LOY
Points	-	-

3 • Ganesh ELIE • MB

Stat	2013 High	Career High
Kills	-	-
Hit% (min. 10 A)	-	-
Assists	-	-
Aces	-	-
Digs	-	-
Blocks	-	-
Points	-	-

5 • Chase FRISHMAN • L

Stat	2013 High	Career High
Kills	1, 2/22 at HIU	1, 2/22/13 at HIU
Assists	4, 2/8 at UOP	4, multiple times (last 2/8/13 at UOP)
Aces	-	1, 2 times (last 2/3/12 at HIU)
Digs	13, 1/4 vs. LEW	19, 3/30/12 vs. UCLA
Points	1.0, 2/22 at HIU	1.0, 3 times (last 2/22/13 at HIU)

6 • Eric BARBER • OH

Stat	2013 High	Career High
Kills	-	-
Hit% (min. 10 A)	-	-
Assists	-	-
Aces	-	-
Digs	-	-
Blocks	-	-
Points	-	-

7 • Carl EBERTS • OH

Stat	2013 High	Career High
Kills	22, 1/17 vs. CBU	22, 3 times (last 1/17/13 vs. CBU)
Hit% (min. 10 A)	.562 (9-0-16), 2/16 vs. UCI	.611 (14-3-18), 3/8/12 at UCLA
Assists	2, 2 times (last 1/26 vs. LBSU)	3, 4 times (last 1/27/12 vs. PEP)
Aces	2, 3/2 vs. BYU	3, 3 times (last 2/17/12 vs. UOP)
Digs	11, 1/30 vs. PRIN	12, 1/26/11 vs. PRIN
Blocks	5, 1/10 vs. USC	6, 2 times (last 2/3/12 at HIU)
Points	23.0, 1/17 vs. CBU	24.5, 3/12/11 at PEP

8 • Kyle LORIA • OH

Stat	2013 High	Career High
Kills	-	-
Hit% (min. 10 A)	-	-
Assists	-	-
Aces	-	-
Digs	-	-
Blocks	-	-
Points	-	-

10 • Mike BRUNSTING • S

Stat	2013 High	Career High
Kills	5, 2 times (last 2/9 at STAN)	14, 3/12/11 at PEP
Hit% (min. 10 A)	-	.429 (8-2-14), 1/28/11 vs. UH
Assists	46, 2/8 at UOP	62, 2/11/12 vs. BYU
Aces	3, 2/22 at HIU	4, 1/27/12 vs. PEP
Digs	15, 2/8 at UOP	15, 2/8/13 at UOP
Blocks	5, 2/8 at UOP	5, 2 times (last 2/8/13 at UOP)
Points	6.5, 1/17 vs. CBU	18.0, 3/12/11 at PEP

11 • Scot METZGER • OH

Stat	2013 High	Career High
Kills	-	5, 1/27/12 vs. PEP
Hit% (min. 10 A)	-	.125 (5-3-16), 1/27/12 vs. PEP
Assists	-	1, 1/27/12 vs. PEP
Aces	-	1, 3 times (last 2/9/12 vs. BYU)
Digs	-	2, 2 times (last 2/9/12 vs. BYU)
Blocks	-	0
Points	-	5.0, 1/27/12 vs. PEP

12 • Vaun LENNON • OH

Stat	2013 High	Career High
Kills	16, 1/5 vs. LBSU	25, 2/11/12 vs. BYU
Hit% (min. 10 A)	.615 (9-1-13), 1/19 at BYU	.632 (13-1-19), 3/31/12 vs. UCSB
Assists	2, 3 times (last 3/31 at UCI)	2, 7 times (last 3/31/13 at UCI)
Aces	3, 3/29 vs. UCLA	4, 1/11/12 vs. LOY
Digs	7, 3 times (last 1/5 vs. LBSU)	9, 4 times (last 4/5/12 at USC)
Blocks	4, 3/16 at USC	4, 4 times (last 3/16/13 at USC)
Points	18.5, 1/5 vs. LBSU	26.5, 2/11/12 vs. BYU

13 • Cheyne HAYES • OPP

Stat	2013 High	Career High
Kills	18, 1/5 vs. LBSU	18, 1/5/13 vs. LBSU
Hit% (min. 10 A)	.500 (14-4-20), 2/16 vs. UCI	.500 (14-4-20), 2/16/13 vs. UCI
Assists	1, 3 times (last 3/6 at LBSU)	1, 4 times (last 3/6/13 at LBSU)
Aces	2, 2 times (last 1/17 vs. CBU)	3, 2/3/12 at HIU
Digs	15, 1/5 vs. LBSU	15, 1/5/13 vs. LBSU
Blocks	11, 3/16 at USC	11, 3/16/13 at USC
Points	21.0, 1/5 vs. LBSU	21.0, 1/5/13 vs. LBSU

14 • Garrett DEMPSEY • S

Stat	2013 High	Career High
Kills	1, 5 times (last 2/1 at UCSB)	2, 4/12/12 vs. CBU
Hit% (min. 10 A)	-	-
Assists	49, 1/4 vs. LEW	50, 3/16/12 at CSUN
Aces	1, 2 times (last 3/6 at LBSU)	1, 7 times (last 3/6/13 at LBSU)
Digs	9, 1/4 vs. LEW	9, 2 times (last 1/4/13 vs. LEW)
Blocks	1, 5 times (last 2/1 at UCSB)	2, 3/15/12 at LBSU
Points	1.5, 3 times (last 2/1 at UCSB)	3.0, 3/15/12 at LBSU

15 • Mathew SCHNITZER • MB

Stat	2013 High	Career High
Kills	-	-
Hit% (min. 10 A)	-	-
Assists	-	-
Aces	-	-
Digs	-	-
Blocks	-	-
Points	-	-

16 • Joel SCHOW • MB

Stat	2013 High	Career High
Kills	1, 1/19 at BYU	1, 1/19/13 at BYU
Hit% (min. 10 A)	-	-
Assists	2, 1/19 at BYU	2, 1/19/13 at BYU
Aces	-	-
Digs	2, 1/19 at BYU	2, 1/19/13 at BYU
Blocks	3, 1/19 at BYU	3, 1/19/13 at BYU
Points	2.5, 1/19 at BYU	2.5, 1/19/13 at BYU

17 • Greg SMITH • MB

Stat	2013 High	Career High
Kills	13, 3/16 at USC	13, 3/16/13 at USC
Hit% (min. 10 A)	.538 (9-2-13), 3/15 at PEP	.615 (8-0-13), 1/21/12 at UCI
Assists	-	1, 1/5/12 at UH
Aces	1, 2 times (last 3/6 at LBSU)	1, 4 times (last 3/6/13 at LBSU)
Digs	3, 3/31 at UCI	3, 3 times (last 3/31/13 at UCI)
Blocks	7, 3/31 at UCI	7, 2 times (last 3/31/13 at UCI)
Points	15.0, 3/16 at USC	15.0, 3/16/13 at USC

CAREER AND SEASON HIGHS

18 • Sebastian BRADY • MB

Stat	2013 High	Career High
Kills	12, 1/4 vs. LEW	15, 2/24/11 at BYU
Hit% (min. 10 A)	.800 (8-0-10), 1/25 vs. CSUN	.800 (8-0-10), 1/25/13 vs. CSUN
Assists	1, 5 times (last 3/16 at USC)	2, 1/7/11 vs. CSUN
Aces	1, 3 times (last 1/30 vs. PRIN)	1, 14 times (last 1/30/13 vs. PRIN)
Digs	3, 4 times (last 3/31 at UCI)	5, 1/14/12 vs. NJIT
Blocks	6, 1/4 vs. LEW	7, 4/9/11 at LBSU
Points	17.0, 1/4 vs. LEW	18.5, 2/24/11 at BYU

19 • Johl AWERKAMP • OPP

Stat	2013 High	Career High
Kills	-	19, 2/25/12 vs. LBSU
Hit% (min. 10 A)	-	.538 (8-1-13), 1/6/12 at UH
Assists	-	2, 3/30/12 vs. UCLA
Aces	-	2, 2 times (last 3/15/12 at LBSU)
Digs	-	7, 2/25/12 vs. LBSU
Blocks	-	4, 2 times (last 3/2/12 at STAN)
Points	-	23.0, 2/25/12 vs. LBSU

20 • Nick IORFINO • OH

Stat	2013 High	Career High
Kills	19, 2/1 at UCSB	19, 2/1/13 at UCSB
Hit% (min. 10 A)	.556 (12-2-18), 2/15 vs. UCSB	.556 (12-2-18), 2/15/13 vs. UCSB
Assists	2, 2/9 at STAN	2, 2 times (last 2/9/13 at STAN)
Aces	1, 4 times (last 3/31 at UCI)	1, 7 times (last 3/31/13 at UCI)
Digs	8, 2/15 vs. UCSB	8, 2/15/13 vs. UCSB
Blocks	3, 2 times (last 3/15 at PEP)	3, 4 times (last 3/15/13 at PEP)
Points	20.5, 2/1 at UCSB	20.5, 2/1/13 at UCSB

22 • Josh LAKE • OPP

Stat	2013 High	Career High
Kills	1, 2/2 at UCLA	1, 2/2/13 at UCLA
Hit% (min. 10 A)	-	-
Assists	1, 2/2 at UCLA	1, 2/2 at UCLA
Aces	-	-
Digs	4, 2/9 at STAN	4, 2/9/13 at STAN
Blocks	1, 2/2 at UCLA	1, 2/2/13 at UCLA
Points	1.5, 2/2 at UCLA	1.5, 2/2/13 at UCLA

23 • Fred STAHL • MB

Stat	2013 High	Career High
Kills	10, 2/9 at STAN	13, 2 times (last 3/9/12 at UCSB)
Hit% (min. 10 A)	.500 (7-1-12), 2/15 vs. UCSB	.611 (13-2-18), 3/9/12 at UCSB
Assists	1, 2/22 at HIU	2, 2/11/12 vs. BYU
Aces	2, 2 times (last 3/16 at USC)	2, 3 times (last 3/16/13 at USC)
Digs	5, 1/17 vs. CBU	6, 3/16/12 at CSUN
Blocks	8, 3/16 at USC	8, 3/16/13 at USC
Points	11.5, 2 times (last 2/15 vs. UCSB)	16.5, 3/9/12 at UCSB

24 • Matt LAUGHREA • OH

Stat	2013 High	Career High
Kills	-	-
Hit% (min. 10 A)	-	-
Assists	-	-
Aces	-	-
Digs	-	-
Blocks	-	-
Points	-	-

25 • Grant CURREY • S

Stat	2013 High	Career High
Kills	-	-
Hit% (min. 10 A)	-	-
Assists	3, 3/6 at LBSU	3, 3/6/13 at LBSU
Aces	-	-
Digs	-	-
Blocks	-	-
Points	-	-

26 • Cory SWARTZBAUGH • OPP

Stat	2013 High	Career High
Kills	5, 1/26 vs. LBSU	5, 1/26/13 vs. LBSU
Hit% (min. 10 A)	.273 (5-2-11), 1/26 vs. LBSU	.273 (5-2-11), 1/26/13 vs. LBSU
Assists	-	-
Aces	-	-
Digs	-	-
Blocks	1, 4 times (last 3/15 at PEP)	1, 4 times (last 3/15/13 at PEP)
Points	5.5, 1/26 vs. LBSU	5.5, 1/26/13 vs. LBSU



UCSD SIGNING CLASS FOR 2014

Player	Pos.	Ht.	Hometown/Current School	Club
Griffin Galvin	L	5-11	Folsom/Vista del Lago HS	NCVC
Adam Martell	OPP	6-7	Pewaukee, WI/Kettle Moraine HS	NSMVC

MPSF MOLTEN PLAYER OF THE WEEK

1/7	Levi Cabral	Sr.	OH	Cal Baptist
1/14	Dane Worley	Jr.	OH	UCLA
1/21	Taylor Crabb	Jr.	OH	LBSU
1/28	Sinisa Zarkovic	Fr.	OH	Hawai'i
2/4	Dalton Ammerman	Jr.	OH	LBSU
2/11	John Baker	Sr.	OPP	CSUN
2/18	Maurice Torres	Sr.	OPP	Pepperdine
2/25	Ben Patch	Fr.	OH	BYU
3/4	Ben Patch	Fr.	OH	BYU
3/11	Sinisa Zarkovic	Fr.	OH	Hawai'i
3/18	Matt West	So.	S	Pepperdine
3/25	Ryan Boyce	Sr.	S	BYU
4/1	Gonzalo Quiroga	Jr.	OH	UCLA
4/8	-			

AVCA NATIONAL PLAYER OF THE WEEK

1/8	Jeremy Dejno	Jr.	OH	UC Irvine
1/15	Robert Feathers	So.	MB	USC
1/22	Taylor Sander	Jr.	OH	BYU
1/29	Taylor Hughes	Sr.	OH	Pacific
2/5	Dalton Ammerman	Jr.	OH	LBSU
2/12	Eric Fitterer	So.	OPP	Lewis
2/19	DJ White	So.	OH	Harvard
2/26	Ben Patch	Fr.	OH	BYU
3/5	Ben Patch	Fr.	OH	BYU
3/12	Sinisa Zarkovic	Fr.	OH	Hawai'i
3/19	Dane Worley	Jr.	OH	UCLA
3/26	Ryan Boyce	Sr.	S	BYU
4/2	Gonzalo Quiroga	Jr.	OH	UCLA
4/9	-			

Volleyball Box Score
 2013 UC San Diego Men's Volleyball
 #4 UCLA vs UC San Diego (Mar 29, 2013 at La Jolla, CA)

##	UCLA	S	ATTACK				SET			SERVE				RECEIVE			BLOCK				Points	
			K	E	TA	Pct	Ast	TA	Pct	SA	SE	TA	Pct	O	RE	Pct	Dig	BS	BA	BE		BHE
10	Connor Bannan	3	1	1	2	.000	37	53	.698	0	2	9	.778	0	0	.000	5	0	2	0	0	2.0
14	Trent Kersten	3	6	0	8	.750	2	2	1000	2	0	16	1000	2	0	1000	2	0	3	0	0	9.5
15	Robart Page	3	10	2	18	.444	0	0	.000	1	6	13	.538	4	1	.800	6	0	1	0	0	11.5
16	Dane Worley	3	8	3	14	.357	1	3	.333	1	5	15	.667	11	1	.917	1	0	1	0	0	9.5
17	Spencer Rowe	3	7	0	9	.778	2	3	.667	2	2	10	.800	1	0	1000	1	0	1	0	0	9.5
23	Gonzalo Quiroga	3	13	1	18	.667	0	1	.000	0	4	9	.556	13	1	.929	5	1	0	1	0	14.0
3	Evan Mottram	3	0	0	0	.000	1	4	.250	0	0	0	.000	10	1	.909	6	0	0	0	0	0.0
32	Michael Beals	2	0	0	0	.000	0	0	.000	0	0	2	1000	0	0	.000	1	0	0	0	0	0.0
Team														3								
Totals		3	45	7	69	.551	43	66	.652	6	19	74	.743	41	7	.854	27	1	8	1	0	56.0

Team Attack By Set

TOTAL TEAM BLOCKS: 5.0

Set	K	E	TA	Pct	Sidout	Pct
1	13	2	21	.524	15-20	75%
2	18	3	24	.625	14-19	73%
3	14	2	24	.500	14-20	69%
					43-59	72%

SET SCORES

1	2	3	Team Records:	
UCLA (3)	25	25	16-9, 12-7 MPSF	
UC San Diego (0)	20	18	20	7-17, 4-15 MPSF

##	UC San Diego	S	ATTACK				SET			SERVE				RECEIVE			BLOCK				Points	
			K	E	TA	Pct	Ast	TA	Pct	SA	SE	TA	Pct	O	RE	Pct	Dig	BS	BA	BE		BHE
7	Carl Eberts	3	6	4	17	.118	0	2	.000	1	4	13	.692	16	3	.842	3	0	0	0	0	7.0
10	Mike Brunsting	2	1	0	3	.333	12	30	.400	1	1	5	.800	0	0	.000	2	0	0	0	0	2.0
13	Cheyne Hayes	3	6	3	12	.250	0	1	.000	1	2	9	.778	0	0	.000	1	0	0	0	0	7.0
18	Sebastian Brady	3	0	0	7	.000	0	1	.000	0	0	7	1000	0	0	.000	0	0	1	0	0	0.5
20	Nick Iorfino	2	4	2	13	.154	1	2	.500	0	1	1	.000	6	0	1000	0	0	0	0	0	4.0
23	Fred Stahl	1	0	0	2	.000	0	0	.000	1	1	3	.667	0	0	.000	0	0	0	0	0	1.0
5	Chase Frishman	3	0	0	0	.000	1	5	.200	0	0	0	.000	15	0	1000	6	0	0	0	0	0.0
12	Vaun Lennon	3	3	2	11	.091	0	1	.000	3	1	10	.900	12	2	.857	1	0	1	0	0	6.5
14	Garrett Dempsey	2	0	0	0	.000	10	29	.345	0	0	5	1000	0	0	.000	1	0	0	0	0	0.0
17	Greg Smith	3	5	1	7	.571	0	0	.000	0	0	4	1000	0	0	.000	0	0	0	0	0	5.0
22	Josh Lake	1	0	0	0	.000	0	0	.000	0	1	2	.500	0	0	.000	0	0	0	0	0	0.0
Team														1								
Totals		3	25	12	72	.181	24	71	.338	7	11	59	.814	49	6	.891	14	0	2	0	0	33.0

Team Attack By Set

TOTAL TEAM BLOCKS: 1.0

Set	K	E	TA	Pct	Sidout	Pct
1	9	4	27	.185	15-25	60%
2	10	2	23	.348	13-24	54%
3	6	6	22	.000	14-25	56%
					42-74	56%

Site: La Jolla, CA (RIMAC Arena)
 Date: Mar 29, 2013 Attend: 587 Time: 1:20
 Referees: Tom Saunders, Jesse Martinez

	<u>1</u>	<u>2</u>	<u>3</u>	<u>Total</u>
Tie scores	3	2	0	5
Lead change	0	2	0	2

Volleyball Box Score
2013 UC San Diego Men's Volleyball
UC San Diego vs #2 UC Irvine (Mar 31, 2013 at Irvine, CA)

##	UC San Diego	S	ATTACK				SET			SERVE				RECEIVE			BLOCK				Points	
			K	E	TA	Pct	Ast	TA	Pct	SA	SE	TA	Pct	O	RE	Pct	Dig	BS	BA	BE		BHE
7	Carl Eberts	5	12	4	40	.200	1	2	.500	1	2	16	.875	32	2	.941	7	1	3	0	0	15.5
10	Mike Brunsting	5	3	2	11	.091	41	111	.369	2	2	14	.857	0	0	.000	3	0	2	0	0	6.0
13	Cheyne Hayes	5	9	8	25	.040	0	2	.000	0	2	14	.857	0	0	.000	9	0	6	0	0	12.0
17	Greg Smith	5	9	5	19	.211	0	0	.000	0	0	7	1000	0	0	.000	3	0	7	0	0	12.5
18	Sebastian Brady	5	2	2	7	.000	0	1	.000	0	2	20	.900	0	0	.000	3	0	5	0	0	4.5
20	Nick Iorfino	4	10	4	28	.214	0	4	.000	1	3	11	.727	33	1	.971	2	0	2	0	0	12.0
5	Chase Frishman	5	0	0	0	.000	2	10	.200	0	0	0	.000	22	1	.957	8	0	0	0	0	0.0
12	Vaun Lennon	2	3	2	7	.143	2	3	.667	0	0	3	1000	5	0	1000	2	0	1	0	0	3.5
14	Garrett Dempsey	1	0	0	0	.000	0	2	.000	0	0	0	.000	0	0	.000	0	0	0	0	0	0.0
22	Josh Lake	4	0	0	0	.000	0	1	.000	0	1	8	.875	0	0	.000	1	0	0	0	0	0.0
25	Grant Currey	1	0	0	0	.000	0	0	.000	0	0	1	1000	0	0	.000	0	0	0	0	0	0.0
Totals		5	48	27	137	.153	46	136	.338	4	12	94	.872	92	4	.958	38	1	26	0	0	66.0

Team Attack By Set

TOTAL TEAM BLOCKS: 14.0

Set	K	E	TA	Pct	Sidout	Pct
1	11	2	22	.409	16-24	66%
2	13	5	30	.267	14-21	66%
3	5	9	32	.125	11-25	43%
4	13	6	32	.219	14-24	58%
5	6	5	21	.048	7-15	46%
				62-109		56%

SET SCORES

	1	2	3	4	5	Team Records:
UC San Diego (2)	25	25	13	21	10	7-18, 4-16 MPSF
UC Irvine (3)	23	21	25	25	15	18-6, 15-6 MPSF

##	UC Irvine	S	ATTACK				SET			SERVE				RECEIVE			BLOCK				Points	
			K	E	TA	Pct	Ast	TA	Pct	SA	SE	TA	Pct	O	RE	Pct	Dig	BS	BA	BE		BHE
2	Connor Hughes	5	17	5	41	.293	2	4	.500	1	1	20	.950	34	1	.971	8	1	2	0	0	20.0
6	Daniel Stork	5	0	0	0	.000	48	98	.490	0	1	14	.929	1	0	1000	5	2	3	0	0	3.5
11	Scott Kevorken	5	11	0	13	.846	0	1	.000	1	3	17	.824	0	0	.000	2	2	6	2	0	17.0
13	Colin Mehring	5	9	4	16	.312	0	0	.000	0	1	20	.950	0	0	.000	1	0	2	0	0	10.0
14	Jeremy Dejno	2	7	3	14	.286	1	5	.200	0	2	6	.667	10	1	.909	0	0	0	0	0	7.0
15	Kyle Russell	2	5	4	11	.091	0	1	.000	0	2	3	.333	3	0	1000	4	0	0	0	0	5.0
3	Chris Austin	1	0	0	0	.000	4	15	.267	0	1	3	.667	0	0	.000	2	0	0	0	0	0.0
7	Kevin Tillie	4	9	6	26	.115	2	5	.400	1	2	10	.800	10	0	1000	15	1	0	0	0	11.0
10	Will Thomas	5	0	0	0	.000	1	7	.143	0	0	0	.000	20	1	.952	8	0	0	0	1	0.0
17	Zack La Cavera	3	7	5	18	.111	1	3	.333	1	0	16	1000	0	0	.000	5	0	3	1	0	9.5
Team															1							
Totals		5	65	27	139	.273	59	139	.424	4	13	109	.881	78	4	.951	50	6	16	3	1	83.0

Team Attack By Set

TOTAL TEAM BLOCKS: 14.0

Set	K	E	TA	Pct	Sidout	Pct
1	17	6	28	.393	15-24	62%
2	12	8	31	.129	14-25	56%
3	11	4	26	.269	11-13	84%
4	16	5	33	.333	15-22	68%
5	9	4	21	.238	7-10	69%
				62-94		65%

Site: Irvine, CA (Bren Center)

Date: Mar 31, 2013 Attend: 209 Time: 2:12

Referees: Joe Aguilar, Greg Leung

	<u>1</u>	<u>2</u>	<u>3</u>	<u>4</u>	<u>5</u>	<u>Total</u>
Tie scores	13	5	3	3	6	30
Lead change	5	1	1	2	1	10

2013 UC San Diego Men's Volleyball
UC San Diego Combined Team Statistics (as of Mar 31, 2013)
Conference matches

Overall record: 4-16 Conf: 4-16 Home: 3-6 Away: 1-10 Neutral: 0-0

#	Player	sp	Attack				Set		Serve			re	Dig		Blocking					points		
			k	k/s	e	ta	pct	a	a/s	sa	se		sa/s	dig	dig/s	bs	ba	total	blk/s		be	bhe
7	Carl Eberts	62	190	3.06	83	458	.234	10	0.16	6	39	0.10	20	87	1.40	7	26	33	0.53	3	0	216.0
13	Cheyne Hayes	62	144	2.32	97	352	.134	3	0.05	11	53	0.18	0	56	0.90	0	33	33	0.53	7	0	171.5
20	Nick Iorfino	52	137	2.63	68	310	.223	4	0.08	3	35	0.06	16	51	0.98	2	17	19	0.37	2	1	150.5
12	Vaun Lennon	52	97	1.87	53	258	.171	11	0.21	8	24	0.15	14	38	0.73	0	18	18	0.35	3	1	114.0
23	Fred Stahl	50	56	1.12	29	147	.184	0	0.00	7	32	0.14	0	18	0.36	5	49	54	1.08	1	0	92.5
18	Sebastian Brady	58	64	1.10	28	144	.250	5	0.09	0	10	0.00	0	24	0.41	3	39	42	0.72	3	0	86.5
17	Greg Smith	36	61	1.69	18	111	.387	0	0.00	1	6	0.03	1	7	0.19	0	22	22	0.61	1	0	73.0
10	Mike Brunsting	60	32	0.53	17	76	.197	404	6.73	12	38	0.20	1	78	1.30	2	26	28	0.47	1	1	59.0
26	Cory Swartzbaugh	16	9	0.56	7	22	.091	0	0.00	0	4	0.00	0	0	0.00	0	3	3	0.19	2	0	10.5
14	Garrett Dempsey	39	4	0.10	1	9	.333	264	6.77	1	7	0.03	0	37	0.95	0	4	4	0.10	2	2	7.0
22	Josh Lake	32	2	0.06	2	6	.000	1	0.03	1	15	0.03	0	11	0.34	0	1	1	0.03	0	0	3.5
16	Joel Schow	4	1	0.25	2	7	-.143	2	0.50	0	0	0.00	0	3	0.75	0	3	3	0.75	0	0	2.5
1	Elliott Shaw	4	1	0.25	1	2	.000	0	0.00	0	0	0.00	0	3	0.75	0	0	0	0.00	0	0	1.0
2	Kevin McGinnis	10	0	0.00	0	1	.000	2	0.20	0	1	0.00	3	13	1.30	0	0	0	0.00	0	0	0.0
5	Chase Frishman	66	0	0.00	0	0	.000	38	0.58	0	0	0.00	19	147	2.23	0	0	0	0.00	0	0	0.0
25	Grant Currey	6	0	0.00	1	1	-1.000	7	1.17	0	0	0.00	0	0	0.00	0	0	0	0.00	0	0	0.0
UC SAN DIEGO		69	798	11.57	407	1904	.205	751	10.88	50	264	0.72	86	573	8.30	19	241	139.5	2.02	25	5	987.5
Opponents		69	862	12.49	285	1821	.317	815	11.81	86	264	1.25	50	566	8.20	46	293	192.5	2.79	29	6	1140.5

Team Statistics	UCSD	OPP	Date	Opponent	Score	Score by set	Att.	
ATTACK								
Kills	798	862	*Jan 10	#8 USC	w 3-0	25-22,25-22,25-20	319	
Errors	407	285	*Jan 12	#4 PEPPERDINE	L 0-3	13-25,13-25,15-25	235	
Total Attacks	1904	1821	*Jan 17	#14 CALIFORNIA BAPTIST	w 3-2	19-25,25-17,17-25,25-16,15-12	251	
Attack Pct	.205	.317	*Jan 19	at #3 BYU	L 0-3	15-25,19-25,23-25	2301	
Kills/Set	11.6	12.5	*Jan 25	#9 CAL STATE NORTHRIDGE	L 0-3	23-25,25-27,20-25	302	
SET								
Assists	751	815	*Jan 26	#7 LONG BEACH STATE	L 1-3	17-25,17-25,25-17,20-25	478	
Attempts	1881	1775	*Feb 01	at #12 UC Santa Barbara	L 1-3	26-28,25-23,25-27,19-25	390	
Assist Pct	.399	.459	*Feb 02	at #5 UCLA	L 0-3	10-25,31-33,22-25	649	
Assists/Set	10.9	11.8	*Feb 08	at #11 Pacific	L 1-3	22-25,25-17,24-26,17-25	175	
SERVE								
Aces	50	86	*Feb 09	at #4 Stanford	L 0-3	22-25,22-25,23-25	624	
Errors	264	264	*Feb 15	#15 UC SANTA BARBARA	w 3-0	25-20,25-17,25-20	362	
Attempts	1437	1614	*Feb 16	#1 UC IRVINE	L 0-3	16-25,19-25,21-25	411	
Serve Pct	.816	.836	*Mar 01	at #12 California Baptist	L 0-3	22-25,15-25,21-25	505	
Aces/Set	0.7	1.2	*Mar 02	#2 BYU	L 0-3	20-25,25-27,15-25	1689	
SERVE RECEPTIONS								
Errors	86	50	*Mar 06	at #3 Long Beach State	L 0-3	15-25,26-28,20-25	593	
Errors/Set	1.2	0.7	*Mar 08	at #7 Cal State Northridge	L 0-3	20-25,16-25,21-25	432	
Attempts	1350	1173	*Mar 15	at #4 Pepperdine	L 0-3	17-25,21-25,18-25	702	
Reception Pct	.936	.957	*Mar 16	at #14 USC	w 3-2	23-25,25-23,22-25,25-20,15-12	300	
DEFENSE								
Digs	573	566	*Mar 29	#4 UCLA	L 0-3	20-25,18-25,20-25	587	
Digs/Set	8.3	8.2	*Mar 31	at #2 UC Irvine	L 2-3	25-23,25-21,13-25,21-25,10-15	209	
BLOCKING								
Block Solo	19	46	+ UC Santa Barbara Asics Invitational (4th Place)					
Block Assist	241	293	* Mountain Pacific Sports Federation match					
Total Blocks	139.5	192.5	Record in 3-set matches:2-12 • Record in 4-set matches:0-3 • Record in 5-set matches:2-1					
Blocks/Set	2.0	2.8						
Block Errors	25	29						
Ball handling errors	5	6						
ATTENDANCE								
Total	4634	6880						
Dates/Avg Per Date	9/515	11/625						
Neutral site #/Avg	0/0							
Current win streak	0	-						
Home win streak	0	-						

2013 UC San Diego Men's Volleyball
UC San Diego Combined Team Statistics (as of Mar 31, 2013)
All matches

Overall record: 7-18 Conf: 4-16 Home: 4-6 Away: 2-10 Neutral: 1-2

#	Player	sp	Attack				pct	Set		Serve			re	Dig		Blocking					points	
			k	k/s	e	ta		a	a/s	sa	se	sa/s		dig	dig/s	bs	ba	total	blk/s	be		bhe
7	Carl Eberts	82	252	3.07	108	599	.240	11	0.13	8	55	0.10	24	121	1.48	8	31	39	0.48	3	0	283.5
13	Cheyne Hayes	84	190	2.26	119	471	.151	3	0.04	14	73	0.17	0	91	1.08	8	44	52	0.62	9	0	234.0
12	Vaun Lennon	70	151	2.16	83	387	.176	11	0.16	12	36	0.17	18	64	0.91	1	22	23	0.33	3	1	175.0
20	Nick Iorfino	65	154	2.37	84	367	.191	6	0.09	4	43	0.06	16	61	0.94	2	20	22	0.34	2	1	170.0
18	Sebastian Brady	80	99	1.24	37	208	.298	5	0.06	3	14	0.04	0	33	0.41	11	53	64	0.80	5	0	139.5
23	Fred Stahl	62	70	1.13	31	175	.223	1	0.02	8	36	0.13	0	21	0.34	8	56	64	1.03	2	0	114.0
17	Greg Smith	49	80	1.63	24	144	.389	0	0.00	2	12	0.04	1	11	0.22	1	27	28	0.57	3	0	96.5
10	Mike Brunsting	74	37	0.50	21	89	.180	448	6.05	17	43	0.23	1	88	1.19	2	28	30	0.41	1	1	70.0
26	Cory Swartzbaugh	21	10	0.48	9	26	.038	0	0.00	0	4	0.00	0	0	0.00	0	4	4	0.19	3	0	12.0
14	Garrett Dempsey	61	5	0.08	3	12	.167	455	7.46	2	9	0.03	0	64	1.05	0	5	5	0.08	2	3	9.5
22	Josh Lake	37	2	0.05	2	6	.000	1	0.03	1	17	0.03	0	11	0.30	0	1	1	0.03	0	0	3.5
16	Joel Schow	4	1	0.25	2	7	-.143	2	0.50	0	0	0.00	0	3	0.75	0	3	3	0.75	0	0	2.5
1	Elliott Shaw	4	1	0.25	1	2	.000	0	0.00	0	0	0.00	0	3	0.75	0	0	0	0.00	0	0	1.0
5	Chase Frishman	79	1	0.01	0	3	.333	43	0.54	0	0	0.00	23	180	2.28	0	0	0	0.00	0	0	1.0
2	Kevin McGinnis	20	0	0.00	0	4	.000	5	0.25	0	1	0.00	7	34	1.70	0	0	0	0.00	0	0	0.0
25	Grant Currey	6	0	0.00	1	1	-1.000	7	1.17	0	0	0.00	0	0	0.00	0	0	0	0.00	0	0	0.0
UC SAN DIEGO		91	1053	11.57	525	2501	.211	998	10.97	71	343	0.78	103	785	8.63	41	294	188.0	2.07	34	6	1312.0
Opponents		91	1116	12.26	399	2443	.293	994	10.92	103	351	1.13	71	712	7.82	65	374	252.0	2.77	37	6	1471.0

Team Statistics	UCSD	OPP	Date	Opponent	Score	Score by set	Att.	
ATTACK								
Kills	1053	1116	+Jan 04	vs #5 Lewis	w 3-2	19-25,17-25,32-30,25-23,15-12	50	
Errors	525	399	+Jan 04	vs #6 UCLA	L 2-3	24-26,19-25,25-22,25-17,8-15	150	
Total Attacks	2501	2443	+Jan 05	vs #7 Long Beach State	L 2-3	25-21,21-25,18-25,25-16,12-15	410	
Attack Pct	.211	.293	*Jan 10	#8 USC	w 3-0	25-22,25-22,25-20	319	
Kills/Set	11.6	12.3	*Jan 12	#4 PEPPERDINE	L 0-3	13-25,13-25,15-25	235	
SET								
Assists	998	994	*Jan 17	#14 CALIFORNIA BAPTIST	w 3-2	19-25,25-17,17-25,25-16,15-12	251	
Attempts	2220	2108	*Jan 19	at #3 BYU	L 0-3	15-25,19-25,23-25	2301	
Assist Pct	.450	.472	*Jan 25	#9 CAL STATE NORTHRIDGE	L 0-3	23-25,25-27,20-25	302	
Assists/Set	11.0	10.9	*Jan 26	#7 LONG BEACH STATE	L 1-3	17-25,17-25,25-17,20-25	478	
SERVE								
Aces	71	103	Jan 30	PRINCETON	w 3-1	25-23,25-22,21-25,25-19	213	
Errors	343	351	*Feb 01	at #12 UC Santa Barbara	L 1-3	26-28,25-23,25-27,19-25	390	
Attempts	1807	2089	*Feb 02	at #5 UCLA	L 0-3	10-25,31-33,22-25	649	
Serve Pct	.810	.832	*Feb 08	at #11 Pacific	L 1-3	22-25,25-17,24-26,17-25	175	
Aces/Set	0.8	1.1	*Feb 09	at #4 Stanford	L 0-3	22-25,22-25,23-25	624	
SERVE RECEPTIONS								
Errors	103	71	*Feb 15	#15 UC SANTA BARBARA	w 3-0	25-20,25-17,25-20	362	
Errors/Set	1.1	0.8	*Feb 16	#1 UC IRVINE	L 0-3	16-25,19-25,21-25	411	
Attempts	1741	1562	Feb 22	at Hope International	w 3-0	25-22,25-20,25-23	135	
Reception Pct	.941	.955	*Mar 01	at #12 California Baptist	L 0-3	22-25,15-25,21-25	505	
DEFENSE								
Digs	785	712	*Mar 02	#2 BYU	L 0-3	20-25,25-27,15-25	1689	
Digs/Set	8.6	7.8	*Mar 06	at #3 Long Beach State	L 0-3	15-25,26-28,20-25	593	
BLOCKING								
Block Solo	41	65	*Mar 08	at #7 Cal State Northridge	L 0-3	20-25,16-25,21-25	432	
Block Assist	294	374	*Mar 15	at #4 Pepperdine	L 0-3	17-25,21-25,18-25	702	
Total Blocks	188.0	252.0	*Mar 16	at #14 USC	w 3-2	23-25,25-23,22-25,25-20,15-12	300	
Blocks/Set	2.1	2.8	*Mar 29	#4 UCLA	L 0-3	20-25,18-25,20-25	587	
Block Errors	34	37	*Mar 31	at #2 UC Irvine	L 2-3	25-23,25-21,13-25,21-25,10-15	209	
Ball handling errors	6	6	+ UC Santa Barbara Asics Invitational (4th Place)					
ATTENDANCE								
Total	4847	7015	* Mountain Pacific Sports Federation match					
Dates/Avg Per Date	10/485	12/585	Record in 3-set matches:3-12 • Record in 4-set matches:1-3 • Record in 5-set matches:3-3					
Neutral site #/Avg	3/203							
Current win streak	0	-						
Home win streak	0	-						