



2013 UC SAN DIEGO

Volleyball

Contact: Doga Gur • dgur@ucsd.edu • 650.353.0153

RESULTS/SCHEDULE

7-20 Overall/4-18 MPSF
4-8 Home/2-10 Away/1-2 Neutral
January

4	vs. #5 Lewis ¹	W, 3-2
4	vs. #6 UCLA ¹	L, 2-3
5	vs. #7 Long Beach State ¹	L, 2-3
10	#8 USC*	W, 3-0
12	#4 Pepperdine*	L, 0-3
17	#14 Cal Baptist*	W, 3-2
19	at #3 BYU*	L, 0-3
25	#9 Cal State Northridge*	L, 0-3
26	#7 Long Beach State*	L, 1-3
30	Princeton	W, 3-1

February

1	at #12 UC Santa Barbara*	L, 1-3
2	at #5 UCLA*	L, 0-3
8	at #11 Pacific*	L, 1-3
9	at #4 Stanford*	L, 0-3
15	#15 UC Santa Barbara*	W, 3-0
16	#1 UC Irvine*	L, 0-3
22	at Hope International	W, 3-0

March

1	at #12 Cal Baptist*	L, 0-3
2	#2 BYU*	L, 0-3
6	at #3 Long Beach State*	L, 0-3
8	at #7 Cal State Northridge*	L, 0-3
15	at #4 Pepperdine*	L, 0-3
16	at #14 USC*	W, 3-2
29	#4 UCLA*	L, 0-3
31	at #2 UC Irvine*	L, 2-3

April

5	Pacific*	L, 2-3
6	#8 Stanford*	L, 0-3
12	#14 Hawai'i*	7 p.m.
13	#14 Hawai'i* (Senior Night)	7 p.m.

¹ UCSB Asics Invitational at Santa Barbara

* MPSF match

All times Pacific

TRITONS CLOSE SEASON AT HOME AGAINST UH, SENIOR NIGHT SATURDAY

Match 28

UCSD (7-20, 4-18) vs. #14 Hawai'i (9-16, 8-14)
 Friday, Apr. 12 • 7 p.m.
 RIMAC Arena • La Jolla, Calif.



All-time series..... UH leads 43-4
 Last meeting..... 1/6/12 in Honolulu (UCSD 3-0)
 Last UCSD win..... 1/6/12 in Honolulu (3-0)
 Last UH win..... 1/5/12 in Honolulu (3-0)
 UCSD streak..... Won 1

Match 29 - Senior Night

UCSD (7-20, 4-18) vs. #14 Hawai'i (9-16, 8-14)
 Saturday, Apr. 13 • 7 p.m.
 RIMAC Arena • La Jolla, Calif.

All-time series..... UH leads 43-4
 Last meeting..... 1/6/12 in Honolulu (UCSD 3-0)
 Last UCSD win..... 1/6/12 in Honolulu (3-0)
 Last UH win..... 1/5/12 in Honolulu (3-0)
 UCSD streak..... Won 1

TRITONS CAP FOUR-MATCH HOMESTAND AND 2013 WITH PAIR AGAINST HAWAII

UC San Diego (7-20, 4-18 MPSF) wraps up a season-long four-match homestand against Mountain Pacific Sports Federation (MPSF) foe University of Hawai'i to close out the 2013 season. The Tritons host the 14th-ranked Warriors (9-16, 8-14 MPSF) on Friday, Apr. 12, and Saturday, Apr. 13. First serve for both contests inside RIMAC Arena is slated for 7 p.m.

MATCH COVERAGE

All UCSD home matches inside RIMAC Arena feature a live online video stream as well as live stats, both free of charge. Fans can access live video and live stats from the Schedule/Results tab of the men's volleyball page at UCSDtritons.com. Follow @UCSDtritons for in-match Twitter updates.

SENIOR NIGHT SATURDAY

Prior to first serve on Saturday night against Hawai'i, Carl Eberts, Chase Frishman and Greg Smith will be recognized on Senior Night. Eberts is a fifth-year Triton and three-time captain, while Frishman is in his fourth season and Smith his third.

UCSD EDGED AT HOME BY UOP, SWEEPED BY CARDINAL

Despite 30 kills from Johl Awerkamp in his first match of the season, UCSD suffered a tough five-set loss at RIMAC Arena against Pacific last Friday, Apr. 5. Set scores were 17-25, 25-19, 34-36, 26-24 and 15-9. Triton setter Mike Brunsting amassed a personal-best 64 assists on the night, a single-match high in the MPSF this season. He added four kills, one ace, three digs and four blocks. Carl Eberts joined Awerkamp in double figures with 14 kills to go along with eight digs. Chase Frishman had a season-high 14 digs. UCSD then fell in straight sets at home to No. 8 Stanford on Saturday, 25-20, 27-25 and 26-24.

EBERTS FIFTH IN PROGRAM HISTORY TO JOIN 1,000-KILL CLUB

At UC Irvine on Sunday, Mar. 31, senior outside hitter Carl Eberts became just the fifth player in program history to reach the 1,000-kill plateau. Back-to-back kills to give UCSD a temporary 6-4 edge in the decisive fifth set meant career kills No. 999 and 1,000 for the fifth-year Triton. He finished the match with a team-high 12, and now has 1,021 kills in a UCSD uniform. The product of Huntington Beach and Edison High School compiled 89 kills as a redshirt freshman in 2010, before leading the squad in 2011, 2012 and 2013 with 326, 335 and 271 kills, respectively. Eberts joined former teammates Jason Spangler (1,491; 2007-10) and Frank Fritsch (1,403; 2007-10), as well as Jim Waller (1,301; 2001-04) and former Triton women's volleyball head coach (2005-09) and current LMU women's coach Tom Black (1,268; 1993-96) in the 1,000-Kill Club.

MORE SELECT COMPANY FOR EBERTS

With his eight digs against Stanford on Apr. 6, Carl Eberts surpassed 500 for his career, now at 502. He thus became just the third Triton, alongside former teammates Frank Fritsch and Jason Spangler, to compile 1,000-plus kills and 500-plus digs.

DOUBLE-FIGURE TRITONS

Carl Eberts leads the team with 15 matches in 2013 (54 career; three with 20-plus) with double-figure kills, including a season-high 22 (Jan. 17). Nick Iorfino (eight), Cheyne Hayes (six), Vaun Lennon (six), Greg Smith (two), Johl Awerkamp, Sebastian Brady and Fred Stahl have also reached the 10-kill mark at least once this season. Chase Frishman has a team-best eight matches (25 career) with double-figure digs. Kevin McGinnis has three and Eberts, Hayes and Mike Brunsting one apiece.

FRISHMAN HITS DIGS MILESTONES

Senior libero Chase Frishman's first dig of the Jan. 25 meeting with Cal State Northridge was career dig No. 500, making the Dana Point native just the seventh player in program history to reach that total. At Long Beach State on Mar. 6, Frishman then also eclipsed the 600-dig mark. He will leave UCSD No. 2 on the all-time chart with 649 digs.

EBERTS ON ALL-TIME CHARTS

Carl Eberts continues to move up all-time lists in the UCSD men's volleyball record book. The senior captain will finish his Triton career fifth in kills (1,021) and in attacks (2,448). He is tied for seventh in digs (502) and 10th in aces (56).

SCOUTING HAWAII

Hawaii (9-16, 8-14 MPSF) enters the final weekend of the regular season alone in 10th place in the MPSF standings, and is one of two teams still vying to punch the final ticket into the 2013 MPSF Tournament. The Warriors must sweep UCSD, and hope that No. 10 Cal State Northridge drops a pair of tough road tests at No. 4 UC Irvine (Apr. 10) and No. 2 Long Beach State (Apr. 13). Hawaii is coming off of back-to-back home losses to UC Santa Barbara, Mar. 29-30. Sinisa Zarkovic, a freshman outside hitter from Serbia, leads the Warriors with 322 kills (3.04 per set). Sophomore Brook Sedore is averaging 2.84 kills per game. UH's regular setter is junior Honolulu native Joby Ramos (9.32 assists per set). JP Marks leads in digs with 163 (1.68/set). Hawaii is just 1-9 on the mainland this season, the lone win coming in five sets at UCLA on Feb. 16. Charlie Wade is in his fourth season at the helm.

SERIES HISTORY

Hawaii holds a 43-4 advantage in the all-time series, but the teams have split the last eight meetings since the 2009 season. After UH had won the first 39 match-ups, the Tritons swept the 2009 series in La Jolla on Mar. 13-14, 3-1 and 3-2. The teams split at RIMAC Arena in 2011, with UCSD winning in five sets on Jan. 28 and UH taking a 3-1 decision the following night. A year ago, the Tritons triumphed for the first time ever in Honolulu, 3-0 on Jan. 6, after the Warriors had defeated them in straight sets the day before in the season opener for both squads. Carl Eberts had a match-high 14 kills in the Triton victory.

PACIFIC SUPERLATIVES

Johl Awerkamp's match- and career-high 30 kills in the five-set home loss to Pacific last Friday, Apr. 5, marked the second-highest output in the MPSF this season. It was the most kills by a Triton since Frank Fritsch put down 33 in a 3-1 home win over Hawaii on Mar. 13, 2009. Awerkamp collected his first 17 kills without an error, hitting .414 (30-8-58) on the night. Mike Brunsting's 64 assists were the most in the conference in 2013. The third set, won 36-34 by UCSD, was the league's longest this year.

FIRST-EVER PROGRAM SWEEPS OF USC

Following its first-ever 3-0 sweep over then-eighth-ranked USC in its 2013 home opener in La Jolla on Jan. 10, UCSD completed the first season sweep of the No. 14 Trojans in program history when it won 3-2 at the Lyon Center on Mar. 16. The Tritons are 8-38 all-time in 46 meetings, with four triumphs now in Los Angeles. The Jan. 10 result snapped a seven-match losing skid against USC.

TRITON BLOCK PARTY AT USC

UCSD produced a team block total of 20.0 in its 3-2 win at USC on Mar. 16, the third-highest mark in the entire MPSF in 2013. It was the most blocks by the Tritons in a single match since they had an identical 20.0 during a 3-2 home win over Hawaii on Mar. 14, 2009. Cheyne Hayes' match-high 11 blocks were the most by a UCSD player since all-time leader Calvin Ross posted a pair of 12-block efforts at home versus USC (3/6) and Hawaii (3/14) in 2009. It is also tied for the fourth-best individual total in the MPSF this season. Hayes and Fred Stahl (8) accounted for UCSD's top two individual blocking outputs of 2013.

DOUBLE-DOUBLES

Mike Brunsting posted his second career double-double at Pacific on Feb. 8 with match highs of 46 assists and 15 digs, the latter total also a career high for the junior setter. Cheyne Hayes had produced the season's first double-double by a Triton, against Long Beach State on Jan. 5. Hayes had a team-high 18 kills to go along with a match-high 15 digs in the 3-2 loss to the 49ers in the third-place match of the UCSB Asics Invitational. Both totals were career highs. UCSD also had two double-doubles during the 2012 season, by Carl Eberts (1/14 vs. NJIT: 15 kills and 11 digs) and Brunsting (1/14 vs. NJIT: 12 digs and 55 assists).

QUICK FACTS

The University

Location La Jolla, CA 92093
Founded 1960
Enrollment 29,324
Colors Blue and Gold
Nickname Tritons
Affiliation NCAA Division II
Conference Mountain Pacific Sports Federation
Chancellor Dr. Pradeep K. Khosla
Athletics Director Earl W. Edwards
Athletics Phone 858.534.4211
Facility (Capacity) RIMAC Arena (5,000)
Press Row Phone 650.353.0153

Coaching Staff

Head Coach Kevin Ring, 8th Season
Alma Mater UC San Diego '96
Record at UCSD (Years) 66-162 (8th)
Overall Record (Years) 66-162 (8th)
Email myball@ucsd.edu
Assistant Coach Paul Warren, 7th Season
Alma Mater UC San Diego '92
Assistant Coach Brett Alderman, 1st Season
Assistant Coach JJ Van Niel, 2nd Season
Alma Mater USC '98
Volleyball Phone 858.534.8443
Assistants' Email myball@ucsd.edu

2012 Season

Overall Record 9-19
MPSF Record (Finish) 6-16 (9th)
Final AVCA Ranking 13th
Highest AVCA Ranking 11th
Postseason None

2013 Season

Starters Returning/Lost 6 (plus libero)/0
Letterwinners Returning/Lost 13/4
Returning Redshirts 1
Newcomers 8

Team History

First Season 1968
Overall Record Through 2012 246-624
First Season in NCAA Division II 2001
NCAA Division III National Titles 1 (2000)
NAIA National Titles 1 (1970)

Communications

Men's Volleyball Contact Doga Gur
Email dgur@ucsd.edu
Phone 650.353.0153
Press Row Phone 650.353.0153

On the Web

UCSD Athletics UCSDtriton.com
MPSF mpsports.org
AVCA avca.org
NCAA ncaa.com/sports/volleyball-men/d1

Social

Facebook facebook.com/UCSDtriton
Twitter twitter.com/UCSDtriton
YouTube youtube.com/UCSDathletics
SmugMug ucsdtriton.smugmug.com



AVCA NATIONAL POLL

April 8

Rank	School (1st-Place Votes)	Last Week
1	BYU (14)	1
2	Long Beach State (2)	2
3	UCLA	3
4	UC Irvine	4
5	Cal Baptist	6
6	Pepperdine	5
7	UC Santa Barbara	7
8	Stanford	8
9	Lewis	9
10	Cal State Northridge	10
11	Loyola-Chicago	13
12	Ohio State	11
13	Penn State	12
14	Hawaii	14
15	Ball State	15

UCSD in the AVCA Poll

Preseason	RV
January 7	14
January 14	13
January 21	12
January 28	13
February 4	RV
February 11	RV
February 18	RV
February 25	RV
March 4	RV
March 11	NR
March 18	RV
March 25	RV
April 1	RV
April 8	NR
April 15	
April 22	

MPSF STANDINGS

Through April 9

Team	MPSF	Overall
BYU	19-3	20-4
UC Irvine	17-6	20-6
Long Beach State	17-6	21-7
UCLA	14-8	18-10
Pepperdine	12-10	13-10
Cal Baptist	12-10	16-12
Stanford	11-11	14-11
UC Santa Barbara	10-12	14-14
Cal State Northridge	9-13	11-13
Hawaii	8-14	9-16
USC	6-16	6-16
Pacific	5-17	8-18
UC San Diego	4-18	7-20


MPSF COACHES' POLL

Preseason

Rank	Team (First-Place Votes)	Points
1	UC Irvine (11)	143
2	BYU (2)	134
3	Pepperdine	113
4	Stanford	110
5	UCLA	94
6	Long Beach State	85
7	USC	83
8	Cal State Northridge	61
9	UC Santa Barbara	55
10	Cal Baptist	49
11	Pacific	35
12	Hawaii	30
13	UC San Diego	22



#1 Shaw




#2 McGinnis




#3 Elie



#5 Frishman



#6 Barber



#7 Eberts



#8 Loria



#10 Brunsting



#11 Metzger



#12 Lennon



#13 Hayes



#14 Dempsey



#15 Schnitzer



#16 Schow



#17 Smith



#18 Brady



#19 Averkamp



#20 Iorfino



#22 Lake



#23 Stahl



#24 Laughrea



#25 Currey



#26 Swartzbaugh



HC Ring



AC Warren



AC Alderman



AC Van Niel

ROSTER

No.	Name	Pos.	Ht.	Yr.	Hometown/High School/Last School
1	Elliott Shaw	OH	6-3	Fr.	Mission Viejo/Capistrano Valley
2	Kevin McGinnis	L	6-0	So.	Glen Ellyn, IL/Glenbard West
3	Ganesh Elie	MB	6-7	Fr.	Sunnyvale/Homestead
5	Chase Frishman	L	6-1	Sr.	Dana Point/Dana Hills
6	Eric Barber	OH	6-5	RFr.	Santa Monica/Santa Monica
7	Carl Eberts (C)	OH	6-5	Sr.	Huntington Beach/Edison
8	Kyle Loria	OH	6-2	Fr.	Rocklin/Rocklin
10	Mike Brunsting	S	6-5	Jr.	Poway/Francis Parker School
11	Scot Metzger	OH	6-4	So.	Crestwood, MO/St. Louis University
12	Vaun Lennon (C)	OH	6-3	Jr.	Los Angeles/Loyola
13	Cheyne Hayes	OPP	6-4	So.	Creston/Paso Robles
14	Garrett Dempsey	S	6-2	So.	Palos Heights, IL/Marist
15	Mathew Schnitzer	MB	6-6	Fr.	Los Alamitos/Los Alamitos
16	Joel Schow	MB	6-6	So.	San Francisco/St. Ignatius College Prep
17	Greg Smith	MB	6-5	Sr.	Fullerton/EI Dorado/Golden West College
18	Sebastian Brady (C)	MB	6-7	Jr.	Chico/Chico
19	Johl Averkamp	OPP	6-7	Jr.	Mission Viejo/Trabuco Hills/Orange Coast College
20	Nick Iorfino	OH	6-2	So.	Huntington Beach/Huntington Beach
22	Josh Lake	OPP	6-5	Fr.	Poway/Poway
23	Fred Stahl	MB	6-6	Jr.	Sunnyvale/Bellarmine College Prep
24	Matt Laughrea	OH	6-2	Fr.	Rocklin/Rocklin
25	Grant Currey	S	6-2	Fr.	Rocklin/Rocklin
26	Cory Swartzbaugh	OPP	6-7	Fr.	Laguna Niguel/Dana Hills

Head Coach

Kevin Ring, 8th Season (UCSD '96)

Assistant Coaches

Paul Warren, Brett Alderman, JJ Van Niel

By Position

Liberos (2)

- 2 Kevin McGinnis
- 5 Chase Frishman

Middle Blockers (6)

- 3 Ganesh Elie
- 15 Mathew Schnitzer
- 16 Joel Schow
- 17 Greg Smith
- 18 Sebastian Brady
- 23 Fred Stahl

Opposites (4)

- 13 Cheyne Hayes
- 19 Johl Averkamp
- 22 Josh Lake
- 26 Cory Swartzbaugh

Outside Hitters (8)

- 1 Elliott Shaw
- 6 Eric Barber
- 7 Carl Eberts
- 8 Kyle Loria
- 11 Scot Metzger
- 12 Vaun Lennon
- 20 Nick Iorfino
- 24 Matt Laughrea

Setters (3)

- 10 Mike Brunsting
- 14 Garrett Dempsey
- 25 Grant Currey

By Year

Freshmen (8)

- 1 Elliott Shaw
- 3 Ganesh Elie
- 8 Kyle Loria
- 15 Mathew Schnitzer
- 22 Josh Lake
- 24 Matt Laughrea
- 25 Grant Currey
- 26 Cory Swartzbaugh

Redshirt Freshmen (1)

- 6 Eric Barber

Sophomores (6)

- 2 Kevin McGinnis
- 11 Scot Metzger
- 13 Cheyne Hayes
- 14 Garrett Dempsey
- 16 Joel Schow
- 20 Nick Iorfino

Juniors (5)

- 10 Mike Brunsting
- 12 Vaun Lennon
- 18 Sebastian Brady
- 19 Johl Averkamp
- 23 Fred Stahl

Seniors (3)

- 5 Chase Frishman
- 7 Carl Eberts
- 17 Greg Smith

Pronunciations

- 3 **Ganesh Elie** gah-NAYSH ELL-ee
- 7 **Carl Eberts** E-berts (hard E)
- 8 **Kyle Loria** LOR-ee-ah
- 10 **Mike Brunsting** BRUNN-sting
- 13 **Cheyne Hayes** SHANE
- 16 **Joel Schow** (rhymes with COW)
- 19 **Johl Averkamp** JOEL OW-er-camp
- 20 **Nick Iorfino** EYE-or-FEE-no
- 23 **Fred Stahl** (rhymes with BALL)
- 24 **Matt Laughrea** LOCK-ray
- 26 **Cory Swartzbaugh** SWORTS-baw



UCSDtritons



@UCSDtritons

UCSDtritons.com

HEAD COACH KEVIN RING



The 2013 season is former Triton player Kevin Ring's eighth as head coach of the UCSD men's volleyball program.

Ring's 2012 squad finished with a 9-19 overall record and placed ninth in the ultra-competitive Mountain Pacific Sports Federation (MPSF) with a 6-16 mark, narrowly missing a berth in the eight-team league tournament. UCSD recorded upsets over No. 3 UCLA, No. 9 Long Beach State, No. 11 Hawai'i, No. 12 UC Santa Barbara and No. 13 Cal State Northridge. The team strung together an unprecedented five-match win streak in league play, three of those victories on the road.

For the second straight year, the Tritons climbed to as high as No. 11 in the AVCA national poll.

Outside hitter Carl Eberts and libero Chase Frishman earned All-MPSF honorable mention. Outside hitter Vaun Lennon was tabbed the AVCA National Player of the Week in early April, becoming the second Triton to garner that distinction in the history of the program. Additionally, six players were named MPSF All-Academic in 2012.

UCSD finished with five MPSF wins in 2011, producing upsets at defending national champion and fourth-ranked Stanford, at No. 5 UCLA, at No. 7 UC Irvine, at No. 11 Pepperdine and at home against No. 11 Hawai'i. The sweep at Stanford marked not only the Tritons' first-ever triumph at Maples Pavilion, but also snapped the 18-match home win streak of the Cardinal.

On March 24, 2011, UCSD hosted third-ranked Ohio State and took a four-set victory over the Buckeyes, who went on to win the national championship.

Senior setter Phil Bannan was an All-MPSF Second Team selection after becoming UCSD's all-time leader in assists and service aces. Ring also graduated middle blocker Calvin Ross, who took over as the school's career leader in blocks. Four Tritons were named MPSF All-Academic in 2011.

In 2010, the Tritons were ranked in the top-15 nationally through the entire year and collected six conference wins for the campaign, including two each over UCLA and Pepperdine. Bannan picked up All-MPSF honorable mention for the second straight year.

Ring led the 2009 squad to its most successful in program history. The Tritons won a Division II-best 13 matches and nearly qualified for the MPSF Tournament, being eliminated during the final weekend of conference play. UCSD defeated several ranked teams, including a win over UCLA for the second consecutive season. The Tritons finished the year ranked No. 11 and Ring was named MPSF Coach of the Year.

While maintaining a high level of success on the court and in the classroom, Ring and his players have kept a clear focus on giving back to the community. For the past several years, the Tritons have held regular volleyball clinics with Big Brothers Big Sisters of San Diego County.

Before being elevated to the head-coaching position on June 15, 2005, Ring spent the previous nine years as an assistant for the UCSD men's squad. He served as the top assistant for Duncan McFarland in 1997 and 1998, for Jon Stevenson in 1999 and for Ron Larsen between 2000-05. Ring helped guide the Tritons to an NCAA Division III national championship in 2000.

In addition to his duties at UCSD, Ring was an adjunct faculty member in the Department of Chemistry and Biochemistry at the University of San Diego. He also served as an assistant coach for the Torero women's volleyball team in 2004-05.

Ring got his start at UCSD serving as the men's volleyball team manager from 1989-91 before playing on the team for three seasons.

Ring was the full-time team manager for the USA men's national team from 1991-93 and continued on as a technical advisor through 1996. He accompanied the national team to the 1992 Olympic Games in Barcelona and the 1996 Games in Atlanta. The 1992 squad left Spain with a bronze medal.

Ring earned two degrees from UCSD, graduating with a bachelor's degree in biochemistry in 1996, followed by a master's degree in chemistry in 1998. A native of Oregon, he played prep volleyball at Sheldon High School in Eugene.

IN THE NATIONAL RANKINGS

Through matches played Apr. 7, Chase Frishman ranks 19th nationally in the NCAA Division I-II in digs per set (2.28). Fred Stahl is 24th in blocks per set (1.04). UCSD is 23rd in assists per set (11.15), 25th in digs per set (8.57), 26th in kills per set (11.78), 28th in blocks per set (2.1) and 30th in hitting percentage (0.218).

IN THE MPSF

Through matches played Apr. 7, Chase Frishman is fourth in the MPSF in digs at 2.28 per set. Garrett Dempsey (7.27/set) and Mike Brunsting (6.59/set) are 13th and 14th, respectively, in assists, with Greg Smith 12th in hitting percentage (.375) and Fred Stahl 12th in blocks (1.04/set). UCSD is sixth in the conference in team digs (8.57/set) and 11th in blocks (2.10/set). Last year, Carl Eberts ranked 14th in both kills (3.22/set) and points (3.77/set), while Frishman was third in digs (2.28/set). UCSD also ranked sixth then in digs (8.60/set).

LENNON CHOSEN TO ASICS INVITATIONAL ALL-TOURNAMENT TEAM

Junior outside hitter Vaun Lennon represented UCSD on the seven-player All-Tournament Team of the 2013 UC Santa Barbara Asics Invitational. He was the lone Triton to achieve double-digit kill totals in all three matches, with 13 in the come-from-behind win over Lewis, 12 against UCLA and 16 more in the third-place match versus Long Beach State. The Los Angeles native also produced seven digs in all three contests and was a UCSDtritos.com Athlete of the Week.

BEST-EVER FOURTH-PLACE ASICS FINISH

UCSD made its first championship semifinal appearance at the UC Santa Barbara Asics Invitational on Friday, Jan. 4, after rallying to take down No. 5 Lewis in five sets earlier that day. With back-to-back 3-2 losses to UCLA and Long Beach State, the Tritons finished a best-ever fourth at the tourney. UCSD went an identical 1-2 but placed seventh in both 2010 and 2011.

EBERTS AND FRISHMAN BACK FOR ONE FINAL CAMPAIGN

The Tritons return their senior tandem of Carl Eberts and Chase Frishman in 2013 for one final season of their stellar college careers. The duo each earned All-Mountain Pacific Sports Federation honorable mention a year ago. Frishman recently garnered preseason All-America honorable mention from Off the Block. Eberts is a fifth-year senior out of Huntington Beach who redshirted as a true freshman in 2009. Frishman, a native of Dana Point, is in his fourth year in the program. The only other senior on head coach Kevin Ring's 2013 roster is third-year Triton Greg Smith, a middle blocker out of Fullerton.

UCSD CAPTAINS

Team tri-captains for the 2013 season were designated as senior Carl Eberts and juniors Sebastian Brady and Vaun Lennon. Eberts is now a three-time captain in his fifth season in the program. He was co-captains with Brady in 2012. Lennon is in his first year as a Triton captain.

A PROUD TRADITION OF ACADEMIC AND ATHLETIC EXCELLENCE

UCSD had six players earn Mountain Pacific Sports Federation (MPSF) All-Academic honors a season ago, with all six Tritons returning for the current 2013 campaign. Those players are seniors Carl Eberts and Chase Frishman, juniors Sebastian Brady, Mike Brunsting and Vaun Lennon, and sophomore Cheyne Hayes. UCSD was tied with Pacific and Stanford for the most MPSF All-Academic players for 2012. Eberts is now a three-time selection while Frishman has earned the award in two successive years.

FOLLOW THE TRITONS

There are more ways than ever to follow the Tritons. You've always got UCSD-tritos.com at your fingertips, but our social media scene continues to grow. Get instant updates on Twitter and like us on Facebook. For a more visual approach, watch our YouTube channel. Follow the Tritons all year long on social media for behind-the-scenes looks!


UCLA TO HOST NCAA CHAMPIONSHIP

UCLA will play host to the 2013 NCAA Men's Volleyball Championship at the New Pauley Pavilion in Los Angeles. The two semifinals will be held on May 2, with the national title match taking place on May 4. For tickets, call 310-UCLA-WIN or go to UCLABruins.com. This will be the second straight year that the event has been held in Los Angeles, after USC hosted the 2012 installment at the Galen Center. For complete information on the championship, visit <http://www.ncaa.com/championships/volleyball-men/d1>.

MATCH-BY-MATCH LEADERS

	<u>Kills</u>	<u>Assists</u>	<u>Aces</u>	<u>Digs</u>	<u>Blocks</u>	<u>Points</u>
1/4 vs. LEWIS	Eberts 16	Dempsey 49	Brunsting 2*	Frishman 13*	Brady 6*	Eberts 17.5
1/4 vs. UCLA	Eberts 16	Dempsey 45	Lennon 2	McGinnis 10	Brady/Hayes 3	Eberts 18.0
1/5 vs. LBSU	Hayes 18	Dempsey 44*	Brady/Lennon/Smith 1	Hayes 15*	Brady/Hayes 5	Hayes 21.0
1/10 vs. USC	Eberts 16*	Dempsey 29*	Hayes 2*	Eberts 9*	Stahl 6*	Eberts 19.0*
1/12 vs. PEPP	Hayes 11*	Brunsting 14	-	Brunsting 8*	Eberts/Dempsey 1 Brady/Stahl	Hayes 11.0
1/17 vs. CBU	Eberts 22*	Brunsting 25	Hayes 2*	Frishman 11*	Stahl 6*	Eberts 23.0*
1/19 at BYU	Eberts 13*	Dempsey 28*	-	Eberts 7*	Schow 3	Eberts 14.0
1/25 vs. CSUN	Eberts 12	Dempsey 30	Lennon/Hayes/Brunsting 1	Frishman 9*	Hayes/Stahl 3	Eberts 13.5
1/26 vs. LBSU	Lennon 11	Brunsting 27	-	Frishman 11*	Stahl/Brunsting 2 Smith/Iorfino	Lennon/Iorfino 11.0
1/30 vs. PRIN	Lennon 13	Dempsey 41*	Dempsey/Brady 1 Stahl/Hayes	Eberts 11	Stahl 7*	Hayes 16.0*
2/1 at UCSB	Iorfino 19*	Dempsey 37	Brunsting 1	Frishman 8	Stahl 7	Iorfino 20.5*
2/2 at UCLA	Eberts 10	Brunsting 27	-	McGinnis 11*	Brady 4*	Eberts 11.0
2/8 at UOP	Hayes 15*	Brunsting 46*	Brunsting/Hayes 1	Brunsting 15*	Brunsting/Stahl 5	Hayes 16.5*
2/9 at STAN	Stahl 10	Brunsting 26	Eberts/Hayes 1	Brunsting 9*	Brady/Stahl 3	Stahl 11.5
2/15 vs. UCSB	Iorfino 12*	Brunsting 38*	Stahl 2*	Frishman 13*	Stahl 4*	Eberts 14.0*
2/16 vs. UCI	Hayes 14*	Brunsting 27	Lennon 1*	Eberts/Brunsting 5*	Eberts/Brady 2	Hayes 14.0*
2/22 at HIU	Eberts 15*	Brunsting 28*	Brunsting 3*	Frishman 9	Hayes/Brady/Smith 3*	Eberts 15.5*
3/1 at CBU	Hayes 8	Brunsting 20	Stahl 1	Frishman 11*	Eberts/Brunsting/Stahl 1	Hayes 8.0
3/2 vs. BYU	Eberts 15*	Dempsey 27	Eberts 2*	Eberts/Dempsey/Frishman 8*	Eberts/Smith 1	Eberts 17.5*
3/6 at LBSU	Iorfino 11	Dempsey 28	Dempsey/Smith/Iorfino 1*	Frishman 5*	Eberts/Hayes/Iorfino/Stahl 1	Iorfino 13.0
3/8 at CSUN	Iorfino 11	Dempsey 12	Hayes 1	Frishman 6	Stahl 6*	Iorfino 12.5
3/15 at PEPP	Smith 9	Brunsting 23	Brunsting 2	Brunsting 5	Smith 4	Smith 11.0
3/16 at USC	Eberts 17*	Brunsting 41	Brunsting/Stahl 2*	Frishman 11	Hayes 11*	Eberts 18.5*
3/29 vs. UCLA	Eberts/Hayes 6	Brunsting 12	Lennon 3*	Frishman 6*	Brady/Lennon 1	Eberts/Hayes 7.0
3/31 at UCI	Eberts 12	Brunsting 41	Brunsting 2*	Hayes 9	Smith 7	Eberts 15.5
4/5 vs. UOP	Awerkamp 30*	Brunsting 64*	Eberts/Brunsting 1	Frishman 14*	Stahl 5*	Awerkamp 30.0*
4/6 vs. STAN	Iorfino 9	Brunsting 28	Brunsting 2*	Eberts/Brunsting 8	Brunsting 5	Iorfino 11.0
4/12 vs. UH	-	-	-	-	-	-
4/13 vs. UH	-	-	-	-	-	-

*match high



UCSDtritons.com

VOLLEYBALL MAGAZINE POLL

April 9		
<u>Rank</u>	<u>School (1st-Place Votes)</u>	<u>Last Week</u>
1	BYU (9)	1
2	UC Irvine	2
3	UCLA	3
4	Long Beach State	4
5	Pepperdine	5
6	Lewis	6
7	Cal Baptist	8
8	UC Santa Barbara	7
9	Stanford	9
10	Loyola-Chicago	RV

UCSD in the VBM Poll

January 8.....	RV
January 15.....	RV
January 22.....	RV
January 29.....	RV
February 5.....	NR
February 12.....	NR
February 19.....	NR
February 26.....	NR
March 5.....	NR
March 12.....	NR
March 19.....	NR
March 26.....	NR
April 2.....	NR
April 9.....	NR

CAREER AND SEASON HIGHS

1 • Elliott SHAW • OH

Stat	2013 High	Career High
Kills	1, 3/1 at CBU	1, 3/1/13 at CBU
Hit% (min. 10 A)	-	-
Assists	-	-
Aces	-	-
Digs	3, 3/1 at CBU	3, 3/1/13 at CBU
Blocks	-	-
Points	1.0, 3/1 at CBU	1.0, 3/1/13 at CBU

2 • Kevin McGINNIS • L

Stat	2013 High	Career High
Kills	-	-
Assists	3, 1/5 vs. LBSU	3, 2 times (last 1/5/13 vs. LBSU)
Aces	-	-
Digs	11, 2 times (last 2/2 at UCLA)	12, 1/11/12 vs. LOY
Points	-	-

3 • Ganesh ELIE • MB

Stat	2013 High	Career High
Kills	-	-
Hit% (min. 10 A)	-	-
Assists	-	-
Aces	-	-
Digs	-	-
Blocks	-	-
Points	-	-

5 • Chase FRISHMAN • L

Stat	2013 High	Career High
Kills	1, 2 times (last 4/5 vs. UOP)	1, 2 times (last 4/5/13 vs. UOP)
Assists	4, 2/8 at UOP	4, multiple times (last 2/8/13 at UOP)
Aces	-	1, 2 times (last 2/3/12 at HIU)
Digs	14, 4/5 vs. UOP	19, 3/30/12 vs. UCLA
Points	1.0, 2 times (last 4/5 vs. UOP)	1.0, 4 times (last 4/5/13 vs. UOP)

6 • Eric BARBER • OH

Stat	2013 High	Career High
Kills	-	-
Hit% (min. 10 A)	-	-
Assists	-	-
Aces	-	-
Digs	-	-
Blocks	-	-
Points	-	-

7 • Carl EBERTS • OH

Stat	2013 High	Career High
Kills	22, 1/17 vs. CBU	22, 3 times (last 1/17/13 vs. CBU)
Hit% (min. 10 A)	.562 (9-0-16), 2/16 vs. UCI	.611 (14-3-18), 3/8/12 at UCLA
Assists	2, 2 times (last 1/26 vs. LBSU)	3, 4 times (last 1/27/12 vs. PEP)
Aces	2, 3/2 vs. BYU	3, 3 times (last 2/17/12 vs. UOP)
Digs	11, 1/30 vs. PRIN	12, 1/26/11 vs. PRIN
Blocks	5, 1/10 vs. USC	6, 2 times (last 2/3/12 at HIU)
Points	23.0, 1/17 vs. CBU	24.5, 3/12/11 at PEP

8 • Kyle LORIA • OH

Stat	2013 High	Career High
Kills	-	-
Hit% (min. 10 A)	-	-
Assists	-	-
Aces	-	-
Digs	-	-
Blocks	-	-
Points	-	-

10 • Mike BRUNSTING • S

Stat	2013 High	Career High
Kills	5, 2 times (last 2/9 at STAN)	14, 3/12/11 at PEP
Hit% (min. 10 A)	-	.429 (8-2-14), 1/28/11 vs. UH
Assists	64, 4/5 vs. UOP	64, 4/5/13 vs. UOP
Aces	3, 2/22 at HIU	4, 1/27/12 vs. PEP
Digs	15, 2/8 at UOP	15, 2/8/13 at UOP
Blocks	5, 2 times (last 4/6 vs. STAN)	5, 3 times (last 4/6/13 vs. STAN)
Points	7.5, 4/5 vs. UOP	18.0, 3/12/11 at PEP

11 • Scot METZGER • OH

Stat	2013 High	Career High
Kills	-	5, 1/27/12 vs. PEP
Hit% (min. 10 A)	-	.125 (5-3-16), 1/27/12 vs. PEP
Assists	-	1, 1/27/12 vs. PEP
Aces	-	1, 3 times (last 2/9/12 vs. BYU)
Digs	-	2, 2 times (last 2/9/12 vs. BYU)
Blocks	-	0
Points	-	5.0, 1/27/12 vs. PEP

12 • Vaun LENNON • OH

Stat	2013 High	Career High
Kills	16, 1/5 vs. LBSU	25, 2/11/12 vs. BYU
Hit% (min. 10 A)	.615 (9-1-13), 1/19 at BYU	.632 (13-1-19), 3/31/12 vs. UCSB
Assists	2, 3 times (last 3/31 at UCI)	2, 7 times (last 3/31/13 at UCI)
Aces	3, 3/29 vs. UCLA	4, 1/11/12 vs. LOY
Digs	7, 3 times (last 1/5 vs. LBSU)	9, 4 times (last 4/5/12 at USC)
Blocks	4, 3/16 at USC	4, 4 times (last 3/16/13 at USC)
Points	18.5, 1/5 vs. LBSU	26.5, 2/11/12 vs. BYU

13 • Cheyne HAYES • OPP

Stat	2013 High	Career High
Kills	18, 1/5 vs. LBSU	18, 1/5/13 vs. LBSU
Hit% (min. 10 A)	.500 (14-4-20), 2/16 vs. UCI	.500 (14-4-20), 2/16/13 vs. UCI
Assists	1, 3 times (last 3/6 at LBSU)	1, 4 times (last 3/6/13 at LBSU)
Aces	2, 2 times (last 1/17 vs. CBU)	3, 2/3/12 at HIU
Digs	15, 1/5 vs. LBSU	15, 1/5/13 vs. LBSU
Blocks	11, 3/16 at USC	11, 3/16/13 at USC
Points	21.0, 1/5 vs. LBSU	21.0, 1/5/13 vs. LBSU

14 • Garrett DEMPSEY • S

Stat	2013 High	Career High
Kills	1, 5 times (last 2/1 at UCSB)	2, 4/12/12 vs. CBU
Hit% (min. 10 A)	-	-
Assists	49, 1/4 vs. LEW	50, 3/16/12 at CSUN
Aces	1, 2 times (last 3/6 at LBSU)	1, 7 times (last 3/6/13 at LBSU)
Digs	9, 1/4 vs. LEW	9, 2 times (last 1/4/13 vs. LEW)
Blocks	1, 5 times (last 2/1 at UCSB)	2, 3/15/12 at LBSU
Points	1.5, 3 times (last 2/1 at UCSB)	3.0, 3/15/12 at LBSU

15 • Mathew SCHNITZER • MB

Stat	2013 High	Career High
Kills	-	-
Hit% (min. 10 A)	-	-
Assists	-	-
Aces	-	-
Digs	-	-
Blocks	-	-
Points	-	-

16 • Joel SCHOW • MB

Stat	2013 High	Career High
Kills	1, 1/19 at BYU	1, 1/19/13 at BYU
Hit% (min. 10 A)	-	-
Assists	2, 1/19 at BYU	2, 1/19/13 at BYU
Aces	-	-
Digs	2, 1/19 at BYU	2, 1/19/13 at BYU
Blocks	3, 1/19 at BYU	3, 1/19/13 at BYU
Points	2.5, 1/19 at BYU	2.5, 1/19/13 at BYU

17 • Greg SMITH • MB

Stat	2013 High	Career High
Kills	13, 3/16 at USC	13, 3/16/13 at USC
Hit% (min. 10 A)	.538 (9-2-13), 3/15 at PEP	.615 (8-0-13), 1/21/12 at UCI
Assists	-	1, 1/5/12 at UH
Aces	1, 2 times (last 3/6 at LBSU)	1, 4 times (last 3/6/13 at LBSU)
Digs	3, 3/31 at UCI	3, 3 times (last 3/31/13 at UCI)
Blocks	7, 3/31 at UCI	7, 2 times (last 3/31/13 at UCI)
Points	15.0, 3/16 at USC	15.0, 3/16/13 at USC

CAREER AND SEASON HIGHS

18 • Sebastian BRADY • MB

Stat	2013 High	Career High
Kills	12, 1/4 vs. LEW	15, 2/24/11 at BYU
Hit% (min. 10 A)	.800 (8-0-10), 1/25 vs. CSUN	.800 (8-0-10), 1/25/13 vs. CSUN
Assists	1, 7 times (last 4/6 vs. STAN)	2, 1/7/11 vs. CSUN
Aces	1, 3 times (last 1/30 vs. PRIN)	1, 14 times (last 1/30/13 vs. PRIN)
Digs	3, 4 times (last 3/31 at UCI)	5, 1/14/12 vs. NJIT
Blocks	6, 1/4 vs. LEW	7, 4/9/11 at LBSU
Points	17.0, 1/4 vs. LEW	18.5, 2/24/11 at BYU

19 • Johl AWERKAMP • OPP

Stat	2013 High	Career High
Kills	30, 4/5 vs. UOP	30, 4/5/13 vs. UOP
Hit% (min. 10 A)	.414 (30-6-58), 4/5 vs. UOP	.538 (8-1-13), 1/6/12 at UH
Assists	-	2, 3/30/12 vs. UCLA
Aces	-	2, 2 times (last 3/15/12 at LBSU)
Digs	5, 4/5 vs. UOP	7, 2/25/12 vs. LBSU
Blocks	1, 4/6 vs. STAN	4, 2 times (last 3/2/12 at STAN)
Points	30.0, 4/5 vs. UOP	30.0, 4/5/13 vs. UOP

20 • Nick IORFINO • OH

Stat	2013 High	Career High
Kills	19, 2/1 at UCSB	19, 2/1/13 at UCSB
Hit% (min. 10 A)	.556 (12-2-18), 2/15 vs. UCSB	.556 (12-2-18), 2/15/13 vs. UCSB
Assists	2, 2 times (last 4/5 vs. UOP)	2, 3 times (last 4/5/13 vs. UOP)
Aces	1, 5 times (last 4/6 vs. STAN)	1, 8 times (last 4/6/13 vs. STAN)
Digs	8, 2/15 vs. UCSB	8, 2/15/13 vs. UCSB
Blocks	3, 2 times (last 3/15 at PEP)	3, 4 times (last 3/15/13 at PEP)
Points	20.5, 2/1 at UCSB	20.5, 2/1/13 at UCSB

22 • Josh LAKE • OPP

Stat	2013 High	Career High
Kills	1, 2/2 at UCLA	1, 2/2/13 at UCLA
Hit% (min. 10 A)	-	-
Assists	1, 2/2 at UCLA	1, 2/2 at UCLA
Aces	-	-
Digs	4, 2/9 at STAN	4, 2/9/13 at STAN
Blocks	1, 2/2 at UCLA	1, 2/2/13 at UCLA
Points	1.5, 2/2 at UCLA	1.5, 2/2/13 at UCLA

23 • Fred STAHL • MB

Stat	2013 High	Career High
Kills	10, 2/9 at STAN	13, 2 times (last 3/9/12 at UCSB)
Hit% (min. 10 A)	.500 (7-1-12), 2/15 vs. UCSB	.611 (13-2-18), 3/9/12 at UCSB
Assists	1, 2/22 at HIU	2, 2/11/12 vs. BYU
Aces	2, 2 times (last 3/16 at USC)	2, 3 times (last 3/16/13 at USC)
Digs	5, 1/17 vs. CBU	6, 3/16/12 at CSUN
Blocks	8, 3/16 at USC	8, 3/16/13 at USC
Points	11.5, 2 times (last 2/15 vs. UCSB)	16.5, 3/9/12 at UCSB

24 • Matt LAUGHREA • OH

Stat	2013 High	Career High
Kills	-	-
Hit% (min. 10 A)	-	-
Assists	-	-
Aces	-	-
Digs	-	-
Blocks	-	-
Points	-	-

25 • Grant CURREY • S

Stat	2013 High	Career High
Kills	-	-
Hit% (min. 10 A)	-	-
Assists	3, 3/6 at LBSU	3, 3/6/13 at LBSU
Aces	-	-
Digs	-	-
Blocks	-	-
Points	-	-

26 • Cory SWARTZBAUGH • OPP

Stat	2013 High	Career High
Kills	5, 1/26 vs. LBSU	5, 1/26/13 vs. LBSU
Hit% (min. 10 A)	.273 (5-2-11), 1/26 vs. LBSU	.273 (5-2-11), 1/26/13 vs. LBSU
Assists	-	-
Aces	-	-
Digs	-	-
Blocks	1, 4 times (last 3/15 at PEP)	1, 4 times (last 3/15/13 at PEP)
Points	5.5, 1/26 vs. LBSU	5.5, 1/26/13 vs. LBSU



UCSD SIGNING CLASS FOR 2014

Player	Pos.	Ht.	Hometown/Current School	Club
Griffin Galvin	L	5-11	Folsom/Vista del Lago HS	NCVC
Adam Martell	OPP	6-7	Pewaukee, WI/Kettle Moraine HS	NSMVC

MPSF MOLTEN PLAYER OF THE WEEK

1/7	Levi Cabral	Sr.	OH	Cal Baptist
1/14	Dane Worley	Jr.	OH	UCLA
1/21	Taylor Crabb	Jr.	OH	LBSU
1/28	Sinisa Zarkovic	Fr.	OH	Hawai'i
2/4	Dalton Ammerman	Jr.	OH	LBSU
2/11	John Baker	Sr.	OPP	CSUN
2/18	Maurice Torres	Sr.	OPP	Pepperdine
2/25	Ben Patch	Fr.	OH	BYU
3/4	Ben Patch	Fr.	OH	BYU
3/11	Sinisa Zarkovic	Fr.	OH	Hawai'i
3/18	Matt West	So.	S	Pepperdine
3/25	Ryan Boyce	Sr.	S	BYU
4/1	Gonzalo Quiroga	Jr.	OH	UCLA
4/8	Levi Cabral	Sr.	OH	Cal Baptist

AVCA NATIONAL PLAYER OF THE WEEK

1/8	Jeremy Dejno	Jr.	OH	UC Irvine
1/15	Robert Feathers	So.	MB	USC
1/22	Taylor Sander	Jr.	OH	BYU
1/29	Taylor Hughes	Sr.	OH	Pacific
2/5	Dalton Ammerman	Jr.	OH	LBSU
2/12	Eric Fitterer	So.	OPP	Lewis
2/19	DJ White	So.	OH	Harvard
2/26	Ben Patch	Fr.	OH	BYU
3/5	Ben Patch	Fr.	OH	BYU
3/12	Sinisa Zarkovic	Fr.	OH	Hawai'i
3/19	Dane Worley	Jr.	OH	UCLA
3/26	Ryan Boyce	Sr.	S	BYU
4/2	Gonzalo Quiroga	Jr.	OH	UCLA
4/9	Kyle Russell	RFr.	OH	UC Irvine

Volleyball Box Score

2013 UC San Diego Men's Volleyball

Pacific vs UC San Diego (Apr 05, 2013 at La Jolla, CA)

			ATTACK					SET			SERVE				RECEIVE				BLOCK					
##	Pacific	S	K	E	TA	Pct	Ast	TA	Pct	SA	SE	TA	Pct	O	RE	Pct	Dig	BS	BA	BE	BHE	Points		
1	Ross, Marty	5	4	1	9	.333	0	2	.000	1	1	18	.944	0	0	.000	3	0	5	0	1	7.5		
5	Houlihan, Matthew	5	20	7	39	.333	0	1	.000	0	0	21	1000	34	2	.944	5	0	0	1	0	20.0		
6	Tunnell, Patrick	5	3	0	6	.500	55	112	.491	0	4	15	.733	1	0	1000	8	0	1	1	0	3.5		
9	Troy, Adam	5	17	4	34	.382	0	1	.000	2	3	21	.857	25	0	1000	10	0	3	1	0	20.5		
12	Hughes, Taylor	5	16	6	38	.263	3	6	.500	1	1	17	.941	0	0	.000	14	1	3	0	0	19.5		
20	Ahlin, Christian	5	7	3	16	.250	0	2	.000	1	0	15	1000	1	0	1000	2	0	2	0	0	9.0		
2	Caceres, Javier	5	0	0	0	.000	2	9	.222	0	0	0	.000	25	0	1000	9	0	0	0	0	0.0		
3	Edwards, Peter	4	0	0	0	.000	0	0	.000	0	1	5	.800	0	0	.000	0	0	0	0	0	0.0		
7	Grasso, Marco	2	0	0	0	.000	0	0	.000	0	1	4	.750	0	0	.000	0	0	0	0	0	0.0		
17	Franceschi,Christian	1	0	0	0	.000	0	0	.000	0	0	1	1000	0	0	.000	0	0	0	0	0	0.0		
Totals		5	67	21	142	.324	60	133	.451	5	11	117	.906	86	2	.977	51	1	14	3	1	80.0		

Team Attack By Set

Set	K	E	TA	Pct	Sidout	Pct
1	10	3	24	.292	14-25	56%
2	13	1	22	.545	17-19	89%
3	20	9	44	.250	25-36	69%
4	14	7	37	.189	18-24	75%
5	10	1	15	.600	6-9	66%
80-113						70%

TOTAL TEAM BLOCKS: 8.0

SET SCORES

	1	2	3	4	5	Team Records:
Pacific (3)	17	25	34	26	15	8-17, 5-16 MPSF
UC San Diego (2)	25	19	36	24	9	7-19, 4-17 MPSF

## UC San Diego			S	ATTACK				SET			SERVE				RECEIVE			Dig	BLOCK				BHE	Points
				K	E	TA	Pct	Ast	TA	Pct	SA	SE	TA	Pct	O	RE	Pct		BS	BA	BE			
7	Carl Eberts	5	14	6	32	.250	0	0	.000	1	3	26	.885	34	0	1000	8	0	1	0	0	15.5		
10	Mike Brunsting	5	4	1	5	.600	64	132	.485	1	6	23	.739	0	0	.000	3	1	3	0	0	7.5		
17	Greg Smith	2	2	1	8	.125	0	0	.000	0	0	3	1000	0	0	.000	0	0	1	0	0	2.5		
18	Sebastian Brady	5	9	3	16	.375	1	1	1000	0	2	16	.875	0	0	.000	2	3	1	1	0	12.5		
19	Johl Awerkamp	5	30	6	58	.414	0	1	.000	0	4	16	.750	0	0	.000	5	0	0	0	0	30.0		
20	Nick Iorfino	5	9	2	19	.368	2	3	.667	0	2	10	.800	24	1	.960	3	0	2	0	0	10.0		
5	Chase Frishman	5	1	0	1	1.000	3	6	.500	0	0	0	.000	30	2	.938	14	0	0	0	0	1.0		
12	Vaun Lennon	2	4	1	11	.273	1	2	.500	0	2	6	.667	12	0	1000	4	0	0	0	0	4.0		
22	Josh Lake	2	0	0	0	.000	0	0	.000	0	1	2	.500	0	0	.000	0	0	0	0	0	0.0		
23	Fred Stahl	4	4	0	7	.571	0	0	.000	0	5	11	.545	0	0	.000	0	1	4	0	0	7.0		
Team														2										
Totals			5	77	20	157	.363	71	145	.490	2	25	113	.779	101	5	.953	39	5	12	1	0	90.0	

Team Attack By Set

Set	K	E	TA	Pct	Sidout	Pct
1	20	2	28	.643	14-17	82%
2	15	6	31	.290	17-25	68%
3	21	7	51	.275	25-34	73%
4	15	3	35	.343	18-26	69%
5	6	2	12	.333	6-15	40%
80-117						68%

TOTAL TEAM BLOCKS: 11.0

Site: La Jolla, CA (RIMAC Arena)

Date: Apr 05, 2013 Attend: 203 Time: 2:25

Referees: Stephanie Cruz, Kevin Cull

	<u>1</u>	<u>2</u>	<u>3</u>	<u>4</u>	<u>5</u>	<u>Total</u>
Tie scores	5	3	18	16	1	43
Lead change	2	0	7	6	1	16

Volleyball Box Score

2013 UC San Diego Men's Volleyball

#8 Stanford vs UC San Diego (Apr 06, 2013 at La Jolla, CA)

		ATTACK					SET			SERVE				RECEIVE				BLOCK						
##	Stanford	S	K	E	TA	Pct	Ast	TA	Pct	SA	SE	TA	Pct	O	RE	Pct	Dig	BS	BA	BE	BHE	Points		
3	Shaw, James	3	2	1	3	.333	38	76	.500	1	1	14	.929	0	0	.000	1	0	2	0	0	4.0		
5	Cook, Brian	3	10	7	26	.115	1	2	.500	0	0	12	1000	11	0	1000	6	1	3	0	0	12.5		
7	Falls, Denny	3	4	1	8	.375	0	0	.000	0	0	7	1000	1	0	1000	0	0	8	0	0	8.0		
11	Tublin, Daniel	3	7	2	14	.357	0	0	.000	0	1	8	.875	2	1	.667	3	0	4	0	0	9.0		
12	Irvin, Steven	3	12	7	25	.200	0	1	.000	2	5	15	.667	19	2	.905	9	0	2	0	0	15.0		
13	Mochalski, Eric	3	10	2	15	.533	0	1	.000	0	1	10	.900	0	0	.000	0	1	3	0	0	12.5		
2	Kneller, Jake	3	0	0	0	.000	0	0	.000	0	1	3	.667	0	0	.000	0	0	0	0	0	0.0		
6	Delgado, Grant	3	0	0	0	.000	1	4	.250	0	0	0	.000	22	0	1000	7	0	0	0	0	0.0		
16	Sakaïda, Scott	3	0	0	0	.000	0	1	.000	0	0	4	1000	3	0	1000	1	0	0	0	0	0.0		
17	Hayden, Madison	3	0	0	0	.000	0	0	.000	1	0	4	1000	0	0	.000	0	0	0	0	0	1.0		
Team															1									
Totals		3	45	20	91	.275	40	85	.471	4	9	77	.883	58	4	.935	27	2	22	0	0	62.0		

Team Attack By Set

Set	K	E	TA	Pct	Sideout	Pct
1	14	5	27	.333	14-20	69%
2	16	8	35	.229	16-26	61%
3	15	7	29	.276	19-24	79%
49-70						69%

TOTAL TEAM BLOCKS: 13.0

SET SCORES

Stanford (3)
UC San Diego (0)

1 2 3 Team Records:
25 27 26 14-11, 11-11 MPSF
20 25 24 7-20, 4-18 MPSF

		ATTACK					SET			SERVE				RECEIVE				BLOCK					
##	UC San Diego	S	K	E	TA	Pct	Ast	TA	Pct	SA	SE	TA	Pct	O	RE	Pct	Dig	BS	BA	BE	BHE	Points	
7	Carl Eberts	3	5	3	15	.133	0	2	.000	1	0	13	1000	12	1	.923	8	0	2	0	0	7.0	
10	Mike Brunsting	3	1	0	1	1.000	28	74	.378	2	4	15	.733	0	0	.000	8	0	5	0	0	5.5	
18	Sebastian Brady	3	8	0	12	.667	1	2	.500	0	0	12	1000	0	0	.000	0	0	4	0	0	10.0	
19	Johl Awerkamp	3	8	10	25	-.080	0	1	.000	0	1	10	.900	0	0	.000	0	0	1	0	0	8.5	
20	Nick Iorfino	3	9	5	25	.160	0	0	.000	1	2	11	.818	31	0	1000	3	1	0	0	0	11.0	
23	Fred Stahl	3	3	3	11	.000	0	0	.000	0	1	8	.875	0	0	.000	0	0	3	0	0	4.5	
2	Kevin McGinnis	3	0	0	0	.000	2	5	.400	0	0	0	.000	17	0	1000	4	0	0	0	0	0.0	
5	Chase Frishman	1	0	0	0	.000	1	1	1000	0	0	0	.000	4	2	.667	0	0	0	0	0	0.0	
13	Cheyne Hayes	2	2	0	3	.667	0	0	.000	0	0	0	.000	0	0	.000	0	0	0	0	0	2.0	
14	Garrett Dempsey	2	0	0	0	.000	3	5	.600	0	0	0	.000	0	0	.000	1	0	0	0	0	0.0	
22	Josh Lake	1	0	0	0	.000	0	0	.000	0	0	1	1000	0	0	.000	0	0	0	0	0	0.0	
Team														1									
Totals		3	36	21	92	.163	35	90	.389	4	8	70	.886	64	4	.941	24	1	15	0	0	48.5	

Team Attack By Set

Set	K	E	TA	Pct	Sideout	Pct
1	12	5	29	.241	14-25	56%
2	12	9	32	.094	15-26	57%
3	12	7	31	.161	19-26	73%
48-77						62%

TOTAL TEAM BLOCKS: 8.5

Site: La Jolla, CA (RIMAC Arena)

Date: Apr 06, 2013 Attend: 531 Time: 1:31

Referees: Kevin Cull, Stephanie Cruz

	<u>1</u>	<u>2</u>	<u>3</u>	<u>Total</u>
Tie scores	0	15	1	16
Lead change	0	6	1	7

2013 UC San Diego Men's Volleyball
UC San Diego Team Match-by-Match (as of Apr 11, 2013)
All matches

Date	Opponent	sp	attack				set			serve				recept			dig	blocking				bhe	points	score
			k	e	ta	pct	a	ta	pct	sa	se	ta	pct	re	ta	pct		bs	ba	be	total			
Jan 04, 2013	vs Lewis	5	61	27	138	.246	61	0	.000	5	11	0	.000	4	99	.960	44	7	5	2	9.5	0	75.5	3-2
Jan 04, 2013	vs UCLA	5	45	20	109	.229	45	0	.000	5	17	101	.832	6	79	.924	46	7	1	0	7.5	0	57.5	2-3
Jan 05, 2013	vs Long Beach State	5	56	28	126	.222	52	125	.416	3	19	101	.812	2	83	.976	48	4	14	4	11.0	1	70.0	2-3
Jan 10, 2013	USC	3	41	21	92	.217	38	89	.427	3	12	74	.838	3	53	.943	33	1	19	2	10.5	1	54.5	3-0
Jan 12, 2013	PEPPERDINE	3	27	27	79	.000	25	79	.316	0	8	43	.814	5	65	.923	20	0	4	0	2.0	0	29.0	0-3
Jan 17, 2013	CALIFORNIA BAPTIST	5	60	20	118	.339	54	114	.474	6	15	100	.850	3	80	.962	33	1	16	3	9.0	2	75.0	3-2
Jan 19, 2013	at BYU	3	37	24	89	.146	36	93	.387	0	14	58	.759	4	67	.940	26	0	8	2	4.0	0	41.0	0-3
Jan 25, 2013	CAL STATE NORTHRIDGE	3	40	19	87	.241	38	85	.447	3	16	70	.771	4	62	.935	31	1	8	1	5.0	0	48.0	0-3
Jan 26, 2013	LONG BEACH STATE	4	50	19	112	.277	47	107	.439	0	13	80	.837	4	78	.949	32	0	9	2	4.5	0	54.5	1-3
Jan 30, 2013	PRINCETON	4	48	27	120	.175	46	114	.404	4	17	95	.821	4	71	.944	40	4	20	1	14.0	0	66.0	3-1
Feb 01, 2013	at UC Santa Barbara	4	52	23	123	.236	50	122	.410	1	14	96	.854	7	87	.920	38	3	17	0	11.5	0	64.5	1-3
Feb 02, 2013	at UCLA	3	33	15	90	.200	33	91	.363	0	11	64	.828	10	66	.848	37	0	13	3	6.5	0	39.5	0-3
Feb 08, 2013	at Pacific	4	56	28	139	.201	51	134	.381	2	16	89	.820	3	79	.962	50	1	15	1	8.5	0	66.5	1-3
Feb 09, 2013	at Stanford	3	36	19	94	.181	33	93	.355	2	12	68	.824	4	63	.937	30	1	11	0	6.5	0	44.5	0-3
Feb 15, 2013	UC SANTA BARBARA	3	45	13	85	.376	43	85	.506	4	12	73	.836	1	48	.979	35	3	10	1	8.0	1	57.0	3-0
Feb 16, 2013	UC IRVINE	3	35	15	69	.290	34	70	.486	1	13	58	.776	4	60	.933	16	1	7	2	4.5	0	40.5	0-3
Feb 22, 2013	at Hope International	3	45	16	104	.279	43	100	.430	4	15	73	.795	1	59	.983	34	0	13	2	6.5	0	55.5	3-0
Mar 01, 2013	at California Baptist	3	29	19	72	.139	28	75	.373	1	16	60	.733	4	55	.927	25	0	3	0	1.5	0	31.5	0-3
Mar 02, 2013	BYU	3	40	15	100	.250	37	96	.385	3	11	62	.823	6	65	.908	37	0	2	2	1.0	1	44.0	0-3
Mar 06, 2013	at Long Beach State	3	36	24	80	.150	34	83	.410	3	12	63	.810	1	65	.985	14	2	2	3	3.0	0	42.0	0-3
Mar 08, 2013	at Cal State Northridge	3	29	20	82	.110	26	80	.325	1	13	58	.776	5	63	.921	17	2	19	0	11.5	0	41.5	0-3
Mar 15, 2013	at Pepperdine	3	27	19	67	.119	26	66	.394	2	10	58	.828	7	60	.883	15	0	14	1	7.0	0	36.0	0-3
Mar 16, 2013	at USC	5	52	28	117	.205	48	112	.429	7	23	110	.791	1	83	.988	32	2	36	2	20.0	0	79.0	3-2
Mar 29, 2013	UCLA	3	25	12	72	.181	24	71	.338	7	11	59	.814	6	55	.891	14	0	2	0	1.0	0	33.0	0-3
Mar 31, 2013	at UC Irvine	5	48	27	137	.153	46	136	.338	4	12	94	.872	4	96	.958	38	1	26	0	14.0	0	66.0	2-3
Apr 05, 2013	PACIFIC	5	77	20	157	.363	71	145	.490	2	25	113	.779	5	106	.953	39	5	12	1	11.0	0	90.0	2-3
Apr 06, 2013	STANFORD	3	36	21	92	.163	35	90	.389	4	8	70	.886	4	68	.941	24	1	15	0	8.5	0	48.5	0-3
Opponents		99	1166	566	2750	.218	1104	2455	.450	77	376	1990	.811	112	1915	.942	848	47	321	35	207.5	6	1450.5	
		99	1228	440	2676	.294	1094	2326	.470	112	371	2283	.837	77	1712	.955	790	68	410	40	273.0	7	1613.0	

Sets played: 99
Kills per set: 11.78
Assists per set: 11.15

Service aces per set: 0.78
Digs per set: 8.57
Blocks per set: 2.10

Points per set: 14.65
Ball handling errors per set: 0.06
Reception errors per set: 1.13

2013 UC San Diego Men's Volleyball
UC San Diego Combined Team Statistics (as of Apr 06, 2013)
Conference matches

Overall record: 4-18 Conf: 4-18 Home: 3-8 Away: 1-10 Neutral: 0-0

#	Player	sp	Attack					Set		Serve			re	Dig		Blocking					bhe	points
			k	k/s	e	ta	pct	a	a/s	sa	se	sa/s		dig	dig/s	bs	ba	total	blk/s	be		
7	Carl Eberts	70	209	2.99	92	505	.232	10	0.14	8	42	0.11	21	103	1.47	7	29	36	0.51	3	0	238.5
13	Cheyne Hayes	64	146	2.28	97	355	.138	3	0.05	11	53	0.17	0	56	0.88	0	33	33	0.52	7	0	173.5
20	Nick Iorfino	60	155	2.58	75	354	.226	6	0.10	4	39	0.07	17	57	0.95	3	19	22	0.37	2	1	171.5
12	Vaun Lennon	54	101	1.87	54	269	.175	12	0.22	8	26	0.15	14	42	0.78	0	18	18	0.33	3	1	118.0
18	Sebastian Brady	66	81	1.23	31	172	.291	7	0.11	0	12	0.00	0	26	0.39	6	44	50	0.76	4	0	109.0
23	Fred Stahl	57	63	1.11	32	165	.188	0	0.00	7	38	0.12	0	18	0.32	6	56	62	1.09	1	0	104.0
17	Greg Smith	38	63	1.66	19	119	.370	0	0.00	1	6	0.03	1	7	0.18	0	23	23	0.61	1	0	75.5
10	Mike Brunsting	68	37	0.54	18	82	.232	496	7.29	15	48	0.22	1	89	1.31	3	34	37	0.54	1	1	72.0
19	Johl Awerkamp	8	38	4.75	16	83	.265	0	0.00	0	5	0.00	0	5	0.62	0	1	1	0.12	0	0	38.5
26	Cory Swartzbaugh	16	9	0.56	7	22	.091	0	0.00	0	4	0.00	0	0	0.00	0	3	3	0.19	2	0	10.5
14	Garrett Dempsey	41	4	0.10	1	9	.333	267	6.51	1	7	0.02	0	38	0.93	0	4	4	0.10	2	2	7.0
22	Josh Lake	35	2	0.06	2	6	.000	1	0.03	1	16	0.03	0	11	0.31	0	1	1	0.03	0	0	3.5
16	Joel Schow	4	1	0.25	2	7	-.143	2	0.50	0	0	0.00	0	3	0.75	0	3	3	0.75	0	0	2.5
1	Elliott Shaw	4	1	0.25	1	2	.000	0	0.00	0	0	0.00	0	3	0.75	0	0	0	0.00	0	0	1.0
5	Chase Frishman	72	1	0.01	0	1	1.000	42	0.58	0	0	0.00	23	161	2.24	0	0	0	0.00	0	0	1.0
25	Grant Currey	6	0	0.00	1	1	-1.000	7	1.17	0	0	0.00	0	0	0.00	0	0	0	0.00	0	0	0.0
2	Kevin McGinnis	13	0	0.00	0	1	.000	4	0.31	0	1	0.00	3	17	1.31	0	0	0	0.00	0	0	0.0
UC SAN DIEGO		77	911	11.83	448	2153	.215	857	11.13	56	297	0.73	95	636	8.26	25	268	159.0	2.06	26	5	1126.0
Opponents		77	974	12.65	326	2054	.315	915	11.88	95	284	1.23	56	644	8.36	49	329	213.5	2.77	32	7	1282.5

Team Statistics	UCSD	OPP	Date	Opponent	Score	Score by set	Att.
ATTACK							
Kills	911	974	*Jan 10	#8 USC	w	3-0 25-22,25-22,25-20	319
Errors	448	326	*Jan 12	#4 PEPPERDINE	L	0-3 13-25,13-25,15-25	235
Total Attacks	2153	2054	*Jan 17	#14 CALIFORNIA BAPTIST	w	3-2 19-25,25-17,17-25,25-16,15-12	251
Attack Pct	.215	.315	*Jan 19	at #3 BYU	L	0-3 15-25,19-25,23-25	2301
Kills/Set	11.8	12.6	*Jan 25	#9 CAL STATE NORTHRIDGE	L	0-3 23-25,25-27,20-25	302
SET							
Assists	857	915	*Jan 26	#7 LONG BEACH STATE	L	1-3 17-25,17-25,25-17,20-25	478
Attempts	2116	1993	*Feb 01	at #12 UC Santa Barbara	L	1-3 26-28,25-23,25-27,19-25	390
Assist Pct	.405	.459	*Feb 02	at #5 UCLA	L	0-3 10-25,31-33,22-25	649
Assists/Set	11.1	11.9	*Feb 08	at #11 Pacific	L	1-3 22-25,25-17,24-26,17-25	175
SERVE							
Aces	56	95	*Feb 09	at #4 Stanford	L	0-3 22-25,22-25,23-25	624
Errors	297	284	*Feb 15	#15 UC SANTA BARBARA	w	3-0 25-20,25-17,25-20	362
Attempts	1620	1808	*Feb 16	#1 UC IRVINE	L	0-3 16-25,19-25,21-25	411
Serve Pct	.817	.843	*Mar 01	at #12 California Baptist	L	0-3 22-25,15-25,21-25	505
Aces/Set	0.7	1.2	*Mar 02	#2 BYU	L	0-3 20-25,25-27,15-25	1689
SERVE RECEPTIONS							
Errors	95	56	*Mar 06	at #3 Long Beach State	L	0-3 15-25,26-28,20-25	593
Errors/Set	1.2	0.7	*Mar 08	at #7 Cal State Northridge	L	0-3 20-25,16-25,21-25	432
Attempts	1524	1323	*Mar 15	at #4 Pepperdine	L	0-3 17-25,21-25,18-25	702
Reception Pct	.938	.958	*Mar 16	at #14 USC	w	3-2 23-25,25-23,22-25,25-20,15-12	300
DEFENSE							
Digs	636	644	*Mar 29	#4 UCLA	L	0-3 20-25,18-25,20-25	587
Digs/Set	8.3	8.4	*Mar 31	at #2 UC Irvine	L	2-3 25-23,25-21,13-25,21-25,10-15	209
BLOCKING							
Block Solo	25	49	*Apr 05	PACIFIC	L	2-3 25-17,19-25,36-34,24-26,9-15	203
Block Assist	268	329	*Apr 06	#8 STANFORD	L	0-3 20-25,25-27,24-26	531
Total Blocks	159.0	213.5	Record in 3-set matches:2-13 • Record in 4-set matches:0-3 • Record in 5-set matches:2-2				
Blocks/Set	2.1	2.8					
Block Errors	26	32					
Ball handling errors	5	7					
ATTENDANCE							
Total	5368	6880					
Dates/Avg Per Date	11/488	11/625					
Neutral site #/Avg	0/0						
Current win streak	0	-					
Home win streak	0	-					

2013 UC San Diego Men's Volleyball
UC San Diego Combined Team Statistics (as of Apr 06, 2013)
All matches

Overall record: 7-20 Conf: 4-18 Home: 4-8 Away: 2-10 Neutral: 1-2

#	Player	sp	Attack					Set		Serve			re	Dig		Blocking						points
			k	k/s	e	ta	pct	a	a/s	sa	se	sa/s		dig	dig/s	bs	ba	total	blk/s	be	bhe	
7	Carl Eberts	90	271	3.01	117	646	.238	11	0.12	10	58	0.11	25	137	1.52	8	34	42	0.47	3	0	306.0
13	Cheyne Hayes	86	192	2.23	119	474	.154	3	0.03	14	73	0.16	0	91	1.06	8	44	52	0.60	9	0	236.0
20	Nick Iorfino	73	172	2.36	91	411	.197	8	0.11	5	47	0.07	17	67	0.92	3	22	25	0.34	2	1	191.0
12	Vaun Lennon	72	155	2.15	84	398	.178	12	0.17	12	38	0.17	18	68	0.94	1	22	23	0.32	3	1	179.0
18	Sebastian Brady	88	116	1.32	40	236	.322	7	0.08	3	16	0.03	0	35	0.40	14	58	72	0.82	6	0	162.0
23	Fred Stahl	69	77	1.12	34	193	.223	1	0.01	8	42	0.12	0	21	0.30	9	63	72	1.04	2	0	125.5
17	Greg Smith	51	82	1.61	25	152	.375	0	0.00	2	12	0.04	1	11	0.22	1	28	29	0.57	3	0	99.0
10	Mike Brunsting	82	42	0.51	22	95	.211	540	6.59	20	53	0.24	1	99	1.21	3	36	39	0.48	1	1	83.0
19	Johl Awerkamp	8	38	4.75	16	83	.265	0	0.00	0	5	0.00	0	5	0.62	0	1	1	0.12	0	0	38.5
26	Cory Swartzbaugh	21	10	0.48	9	26	.038	0	0.00	0	4	0.00	0	0	0.00	0	4	4	0.19	3	0	12.0
14	Garrett Dempsey	63	5	0.08	3	12	.167	458	7.27	2	9	0.03	0	65	1.03	0	5	5	0.08	2	3	9.5
22	Josh Lake	40	2	0.05	2	6	.000	1	0.03	1	18	0.03	0	11	0.28	0	1	1	0.03	0	0	3.5
16	Joel Schow	4	1	0.25	2	7	-.143	2	0.50	0	0	0.00	0	3	0.75	0	3	3	0.75	0	0	2.5
5	Chase Frishman	85	2	0.02	0	4	.500	47	0.55	0	0	0.00	27	194	2.28	0	0	0	0.00	0	0	2.0
1	Elliott Shaw	4	1	0.25	1	2	.000	0	0.00	0	0	0.00	0	3	0.75	0	0	0	0.00	0	0	1.0
25	Grant Currey	6	0	0.00	1	1	-1.000	7	1.17	0	0	0.00	0	0	0.00	0	0	0	0.00	0	0	0.0
2	Kevin McGinnis	23	0	0.00	0	4	.000	7	0.30	0	1	0.00	7	38	1.65	0	0	0	0.00	0	0	0.0
UC SAN DIEGO		99	1166	11.78	566	2750	.218	1104	11.15	77	376	0.78	112	848	8.57	47	321	207.5	2.10	35	6	1450.5
Opponents		99	1228	12.40	440	2676	.294	1094	11.05	112	371	1.13	77	790	7.98	68	410	273.0	2.76	40	7	1613.0

Team Statistics	UCSD	OPP	Date	Opponent	Score	Score by set	Att.
ATTACK							
Kills	1166	1228	+Jan 04	vs #5 Lewis	w 3-2	19-25,17-25,32-30,25-23,15-12	50
Errors	566	440	+Jan 04	vs #6 UCLA	L 2-3	24-26,19-25,25-22,25-17,8-15	150
Total Attacks	2750	2676	+Jan 05	vs #7 Long Beach State	L 2-3	25-21,21-25,18-25,25-16,12-15	410
Attack Pct	.218	.294	*Jan 10	#8 USC	w 3-0	25-22,25-22,25-20	319
Kills/Set	11.8	12.4	*Jan 12	#4 PEPPERDINE	L 0-3	13-25,13-25,15-25	235
SET							
Assists	1104	1094	*Jan 17	#14 CALIFORNIA BAPTIST	w 3-2	19-25,25-17,17-25,25-16,15-12	251
Attempts	2455	2326	*Jan 19	at #3 BYU	L 0-3	15-25,19-25,23-25	2301
Assist Pct	.450	.470	*Jan 25	#9 CAL STATE NORTHRIDGE	L 0-3	23-25,25-27,20-25	302
Assists/Set	11.2	11.1	*Jan 26	#7 LONG BEACH STATE	L 1-3	17-25,17-25,25-17,20-25	478
SERVE							
Aces	77	112	Jan 30	PRINCETON	w 3-1	25-23,25-22,21-25,25-19	213
Errors	376	371	*Feb 01	at #12 UC Santa Barbara	L 1-3	26-28,25-23,25-27,19-25	390
Attempts	1990	2283	*Feb 02	at #5 UCLA	L 0-3	10-25,31-33,22-25	649
Serve Pct	.811	.837	*Feb 08	at #11 Pacific	L 1-3	22-25,25-17,24-26,17-25	175
Aces/Set	0.8	1.1	*Feb 09	at #4 Stanford	L 0-3	22-25,22-25,23-25	624
SERVE RECEPTIONS							
Errors	112	77	*Feb 15	#15 UC SANTA BARBARA	w 3-0	25-20,25-17,25-20	362
Errors/Set	1.1	0.8	*Feb 16	#1 UC IRVINE	L 0-3	16-25,19-25,21-25	411
Attempts	1915	1712	Feb 22	at Hope International	w 3-0	25-22,25-20,25-23	135
Reception Pct	.942	.955	*Mar 01	at #12 California Baptist	L 0-3	22-25,15-25,21-25	505
DEFENSE							
Digs	848	790	*Mar 02	#2 BYU	L 0-3	20-25,25-27,15-25	1689
Digs/Set	8.6	8.0	*Mar 06	at #3 Long Beach State	L 0-3	15-25,26-28,20-25	593
BLOCKING							
Block Solo	47	68	*Mar 08	at #7 Cal State Northridge	L 0-3	20-25,16-25,21-25	432
Block Assist	321	410	*Mar 15	at #4 Pepperdine	L 0-3	17-25,21-25,18-25	702
Total Blocks	207.5	273.0	*Mar 16	at #14 USC	w 3-2	23-25,25-23,22-25,25-20,15-12	300
Blocks/Set	2.1	2.8	*Mar 29	#4 UCLA	L 0-3	20-25,18-25,20-25	587
Block Errors	35	40	*Mar 31	at #2 UC Irvine	L 2-3	25-23,25-21,13-25,21-25,10-15	209
Ball handling errors							
ATTENDANCE			*Apr 05	PACIFIC	L 2-3	25-17,19-25,36-34,24-26,9-15	203
Total	5581	7015	*Apr 06	#8 STANFORD	L 0-3	20-25,25-27,24-26	531
Dates/Avg Per Date	12/465	12/585	+ UC Santa Barbara Asics Invitational (4th Place)				
Neutral site #/Avg	3/203		* Mountain Pacific Sports Federation match				
Current win streak	0	-	Record in 3-set matches:3-13 • Record in 4-set matches:1-3 • Record in 5-set matches:3-4				
Home win streak	0	-					