



2013 UC SAN DIEGO

Volleyball

Contact: Doga Gur • dgur@ucsd.edu • 650.353.0153

RESULTS/SCHEDULE

6-13 Overall/3-11 MPSF 4-5 Home/1-6 Away/1-2 Neutral January

4	vs. #5 Lewis ¹	W, 3-2
4	vs. #6 UCLA ¹	L, 2-3
5	vs. #7 Long Beach State ¹	L, 2-3
10	#8 USC*	W, 3-0
12	#4 Pepperdine*	L, 0-3
17	#14 Cal Baptist*	W, 3-2
19	at #3 BYU*	L, 0-3
25	#9 Cal State Northridge*	L, 0-3
26	#7 Long Beach State*	L, 1-3
30	Princeton	W, 3-1

February

1	at #12 UC Santa Barbara*	L, 1-3
2	at #5 UCLA*	L, 0-3
8	at #11 Pacific*	L, 1-3
9	at #4 Stanford*	L, 0-3
15	#15 UC Santa Barbara*	W, 3-0
16	#1 UC Irvine*	L, 0-3
22	at Hope International	W, 3-0

March

1	at #12 Cal Baptist*	L, 0-3
2	#2 BYU*	L, 0-3
6	at #3 Long Beach State*	7 p.m.
8	at #7 Cal State Northridge*	7 p.m.
15	at Pepperdine*	7 p.m.
16	at USC*	7 p.m.
28	at UC Irvine*	7 p.m.
29	UCLA*	7 p.m.

April

5	Pacific*	7 p.m.
6	Stanford*	7 p.m.
12	Hawai'i*	7 p.m.
13	Hawai'i*	7 p.m.
20	MPSF Quarterfinals	TBA
25	MPSF Semifinals	TBA
27	MPSF Finals	TBA

May

2	NCAA Semifinals ²	TBA
4	NCAA Finals ²	TBA

¹ UCSB Asics Invitational at Santa Barbara

² at Los Angeles (Host: UCLA)

* MPSF match

All times Pacific

TRITONS BEGIN LENGTHY ROAD STRETCH AT LBSU, NORTHRIDGE

Match 20

UCSD (6-13, 3-11) at #3 Long Beach State (13-4, 11-3)
Wednesday, Mar. 6 • 7 p.m.
Walter Pyramid • Long Beach

All-time series..... LBSU leads 56-5
Last meeting..... 1/26/13 in La Jolla (LBSU 3-1)
Last UCSD win..... 3/15/12 in Long Beach (3-2)
Last LBSU win..... 1/26/13 in La Jolla (3-1)
UCSD streak..... Lost 2



Match 21

UCSD (6-13, 3-11) at #7 CS Northridge (9-6, 7-6)
Friday, Mar. 8 • 7 p.m.
The Matadome • Northridge

All-time series..... CSUN leads 66-7
Last meeting..... 1/25/13 in La Jolla (CSUN 3-0)
Last UCSD win..... 3/16/12 in Northridge (3-1)
Last CSUN win..... 1/25/13 in La Jolla (3-0)
UCSD streak..... Lost 1

TRITONS BEGIN ROAD STRETCH

UC San Diego (6-13, 3-11 MPSF) embarks on a season-long five-match road stretch this week, with all five contests coming at Mountain Pacific Sports Federation (MPSF) foes. The Tritons first head to Long Beach on Wednesday, Mar. 6, to take on the third-ranked Long Beach State 49ers (13-4, 11-3 MPF) at 7 p.m. inside the Walter Pyramid. On Friday night, Mar. 8, UCSD will play at seventh-ranked Cal State Northridge (9-6, 7-6 MPSF). First serve at The Matadome is also set for 7 p.m.

MATCH COVERAGE

All UCSD home matches inside RIMAC Arena again this season feature a live online video stream as well as live stats, both free of charge. Fans can access live video and live stats from the Schedule/Results tab of the men's volleyball page at UCSDtritons.com. Wednesday's match in Long Beach will have live stats only through CBSsports.com GameTracker and can also be followed on Twitter (@LBSU_MVB). Friday's match in Northridge will have streaming video, an audio call by Mark Schuermann, and live stats, all available through GoMatadors.com. Follow @GoMatadors for in-match Twitter updates.

UCSD BEGINS SECOND HALF WITH PAIR OF LOSSES

UCSD lost at then-12th-ranked Cal Baptist last Friday, Mar. 1, and at home the next night to current No. 1 BYU. Both results were three-set sweeps. Cheyne Hayes (eight) and Carl Eberts (seven) were Triton offensive leaders at CBU, while Chase Frishman collected a match-high 11 digs. Eberts added 15 kills to lead all players against BYU. The Cougars hit .427 and led from start to finish in the first two frames before UCSD forced four tie scores and two lead changes in the third and final set.

TRITONS RECEIVING VOTES IN AVCA POLL

UCSD is among teams receiving votes outside of the American Volleyball Coaches Association (AVCA) Division I-II Men's Coaches Top 15 Poll, released each Monday. The Tritons were last ranked on Jan. 28 at No. 13.

DOUBLE-FIGURE TRITONS

Carl Eberts leads the team with 12 matches in 2013 (51 career; three with 20-plus) with double-figure kills, including a season-high 22 (Jan. 17). Cheyne Hayes (six), Vaun Lennon (six), Nick Iorfino (five), Sebastian Brady (one), Greg Smith (one) and Fred Stahl (one) have also reached the 10-kill mark at least once this season. Chase Frishman has a team-best six matches (23 career) with double-figure digs, while Kevin McGinnis has three and Eberts, Hayes and Mike Brunsting one apiece.

EBERTS APPROACHING EXCLUSIVE 1000-KILL CLUB

In his final season of college volleyball, senior outside hitter Carl Eberts needs 40 kills to become just the fifth player in program history to reach the 1,000-kill plateau. The product of Huntington Beach and Edison High School produced 89 kills as a redshirt freshman in 2010, before leading the squad in 2011 and 2012 with 326 and 335 kills, respectively. With 40 more kills, Eberts would join current members of the 1,000 Club and former teammates Jason Spangler (1,491; 2007-10) and Frank Fritsch (1,403; 2007-10), as well as Jim Waller (1,301; 2001-04) and former Triton women's volleyball head coach (2005-09) and current LMU women's coach Tom Black (1,268; 1993-96). Eberts once again paces the team through 19 matches this season with 210 kills (3.33/set). He ranks in a tie for 14th in the conference.

VETERAN DUO MOVING UP ALL-TIME CHARTS

Carl Eberts and Chase Frishman are each moving up separate all-time lists in the UCSD men's volleyball record book. Eberts is currently eighth in kills with 960 (10 away from Jeff Babcock in seventh). He is seventh in digs (467), seventh in attacks (2,288) and also looking to enter the all-time list in the aces (52; two short) category. Frishman, meanwhile, is tied for third with 596 digs, and is just 11 away from matching Chris Mortimer (2000-03) for second all-time in program history.

FRISHMAN REACHES DIGS MILESTONE

Senior libero Chase Frishman's first dig of the Jan. 25 meeting with Cal State Northridge marked career dig No. 500, making the Dana Point native just the sixth player in program history to reach that total. Frishman now has 596 for his career, and is tied with former teammate Jason Spangler (2007-10) for third-most all-time at UCSD.

SCOUTING LONG BEACH STATE

Third-ranked Long Beach State (13-4, 11-3 MPSF), a winner of a season-best five in a row, is receiving one of the 16 first-place votes in the latest AVCA national poll. The 49ers have come out on top in four successive home tilts. Junior outside hitter Taylor Crabb has reached double digits in kills in 15 straight contests, and has amassed 274 kills this season to increase his career total to 873. He paces the MPSF at 4.28 kills per set, while junior setter Connor Olbright is third at 10.88 assists per set and Taylor Gregory is fifth in blocks (1.34/set). LBSU leads the all-time series, 56-5. The Tritons have already lost twice to the 49ers this year, 3-2 in the third-place match of the UCSB/Asics Invitational (Jan. 5), and 3-1 in La Jolla (Jan. 26). LBSU has taken 11 of the last 12 meetings. Alan Knipe is in his 10th season guiding his alma mater.

SCOUTING CAL STATE NORTHRIDGE

Cal State Northridge (9-6, 7-6 MPSF) is 6-3 at home this season and is welcoming in UCSD on Friday night for its lone match this week. The Matadors are coming off of their first sweep of a two-match road series at Hawai'i since 1991. The perfect weekend in Honolulu moved CSUN up to a season-best seventh in Monday's AVCA poll release. Senior opposite John Baker (3.33 kills/set) and junior outside hitter Brandon Lebrock (3.09 kills/set) lead Northridge offensively. Baker also averages a team-best 1.33 digs per set. Senior middle Jared Moore is ninth in the conference at 1.14 blocks per set and fifth in hitting percentage (.441). Sophomore Travis Magorien (9.25 assists/set) is the regular setter. The Matadors won the first meeting with the Tritons this season in straight sets (25-23, 27-25 and 25-20) in La Jolla on Jan. 25. UCSD was victorious in its last visit to The Matadome, 3-1, on Mar. 16, 2012. Carl Eberts had a match-high 19 kills that night as the Tritons snapped a 40-match losing streak to Northridge. Jeff Campbell is in his 16th season in charge at his alma mater.

DOUBLE-DOUBLES

Mike Brunsting posted his second career double-double at No. 11 Pacific on Friday, Feb. 8, with match highs of 46 assists and 15 digs, the latter total also a career high for the junior setter. Cheyne Hayes had produced the season's first double-double by a Triton, against then-seventh-ranked Long Beach State on Jan. 5. Hayes had a team-high 18 kills to go along with a match-high 15 digs in the 3-2 loss to the 49ers in the third-place match of the UCSB Asics Invitational. Both totals were career highs. UCSD had two double-doubles during the 2012 season, by Carl Eberts (1/14 vs. NJIT: 15 kills and 11 digs) and Brunsting (1/14 vs. NJIT: 12 digs and 55 assists).

FIRST-EVER THREE-SET SWEEP OF USC

UCSD's 3-0 home defeat of then-eighth-ranked USC in its home opener on Jan. 10 marked the Tritons' first three-set sweep over the Trojans among seven wins all-time in 45 meetings. The result snapped a seven-match losing skid against USC.

LENNON SELECTED TO UCSB ASICS INVITATIONAL ALL-TOURNAMENT TEAM

Junior outside hitter Vaun Lennon represented UCSD on the seven-player All-Tournament Team of the 2013 UC Santa Barbara Asics Invitational. He was the lone Triton to achieve double-digit kill totals in all three matches, with 13 in the come-from-behind win over Lewis, 12 against UCLA and 16 more in the third-place match versus Long Beach State. The Los Angeles native also produced seven digs in all three contests and was a UCSDtriton.com Athlete of the Week.

QUICK FACTS

The University

Location	La Jolla, CA 92093
Founded	1960
Enrollment	29,324
Colors	Blue and Gold
Nickname	Tritons
Affiliation	NCAA Division II
Conference	Mountain Pacific Sports Federation
Chancellor	Dr. Pradeep K. Khosla
Athletics Director	Earl W. Edwards
Athletics Phone	858.534.4211
Facility (Capacity)	RIMAC Arena (5,000)
Press Row Phone	650.353.0153

Coaching Staff

Head Coach	Kevin Ring, 8th Season
Alma Mater	UC San Diego '96
Record at UCSD (Years)	65-155 (8th)
Overall Record (Years)	65-155 (8th)
Email	mvball@ucsd.edu
Assistant Coach	Paul Warren, 7th Season
Alma Mater	UC San Diego '92
Assistant Coach	Brett Alderman, 1st Season
Assistant Coach	JJ Van Niel, 2nd Season
Alma Mater	USC '98
Volleyball Phone	858.534.8443
Assistants' Email	mvball@ucsd.edu

2012 Season

Overall Record	9-19
MPSF Record (Finish)	6-16 (9th)
Final AVCA Ranking	13th
Highest AVCA Ranking	11th
Postseason	None

2013 Season

Starters Returning/Lost	6 (plus libero)/0
Letterwinners Returning/Lost	13/4
Returning Redshirts	1
Newcomers	8

Team History

First Season	1968
Overall Record Through 2012	246-624
First Season in NCAA Division II	2001
NCAA Division III National Titles	1 (2000)
NAIA National Titles	1 (1970)

Communications

Men's Volleyball Contact	Doga Gur
Email	dgur@ucsd.edu
Phone	650.353.0153
Press Row Phone	650.353.0153

On the Web

UCSD Athletics	UCSDtriton.com
MPSF	mpsports.org
AVCA	avca.org
NCAA	ncaa.com/sports/volleyball-men/d1

Social

Facebook	facebook.com/UCSDtriton
Twitter	twitter.com/UCSDtriton
YouTube	youtube.com/UCSDathletics
SmugMug	ucsdtriton.smugmug.com



UCSDtriton



@UCSDtriton

AVCA NATIONAL POLL

March 4

Rank	School (1st-Place Votes)	Last Week
1	BYU (14)	2
2	UC Irvine (1)	1
3	Long Beach State (1)	3
4	Stanford	4
5	Pepperdine	5
6	UCLA	6
7	Cal State Northridge	8
8	Lewis	10
9	Ohio State	7
10	Penn State	9
11	Hawai'i	11
12	California Baptist	12
13	USC	13
14	UC Santa Barbara	NR
15	Pacific	15

UCSD in the AVCA Poll

Preseason	RV
January 7	14
January 14	13
January 21	12
January 28	13
February 4	RV
February 11	RV
February 18	RV
February 25	RV
March 4	RV
March 11	
March 18	
March 25	
April 1	
April 8	
April 15	
April 22	

MPSF STANDINGS

Through March 5

Team	MPSF	Overall
BYU	12-2	13-3
Long Beach State	11-3	13-4
UC Irvine	12-4	15-4
Pepperdine	9-6	9-6
Stanford	9-6	12-6
Cal State Northridge	7-6	9-6
UCLA	7-7	11-9
Cal Baptist	4-7	7-9
UC Santa Barbara	5-10	7-12
USC	4-9	4-9
Hawai'i	4-10	5-12
Pacific	3-9	5-9
UC San Diego	3-11	6-13


MPSF COACHES' POLL

Preseason

Rank	Team (First-Place Votes)	Points
1	UC Irvine (11)	143
2	BYU (2)	134
3	Pepperdine	113
4	Stanford	110
5	UCLA	94
6	Long Beach State	85
7	USC	83
8	Cal State Northridge	61
9	UC Santa Barbara	55
10	Cal Baptist	49
11	Pacific	35
12	Hawai'i	30
13	UC San Diego	22



#1 Shaw




#2 McGinnis




#3 Elie



#5 Frishman



#6 Barber



#7 Eberts



#8 Loria



#10 Brunsting



#11 Metzger



#12 Lennon



#13 Hayes



#14 Dempsey



#15 Schnitzer




#16 Schow



#17 Smith



#18 Brady



#20 Iorfino



#22 Lake



#23 Stahl



#24 Laughrea



#25 Currey



#26 Swartzbaugh



Awerkamp



HC Ring



AC Warren



AC Alderman



AC Van Niel

ROSTER

No.	Name	Pos.	Ht.	Yr.	Hometown/High School/Last School
1	Elliott Shaw	OH	6-3	Fr.	Mission Viejo/Capistrano Valley
2	Kevin McGinnis	L	6-0	So.	Glen Ellyn, IL/Glenbard West
3	Ganesh Elie	MB	6-7	Fr.	Sunnyvale/Homestead
5	Chase Frishman	L	6-1	Sr.	Dana Point/Dana Hills
6	Eric Barber	OH	6-5	RFr.	Santa Monica/Santa Monica
7	Carl Eberts (C)	OH	6-5	Sr.	Huntington Beach/Edison
8	Kyle Loria	OH	6-2	Fr.	Rocklin/Rocklin
10	Mike Brunsting	S	6-5	Jr.	Poway/Francis Parker School
11	Scot Metzger	OH	6-4	So.	Crestwood, MO/St. Louis University
12	Vaun Lennon (C)	OH	6-3	Jr.	Los Angeles/Loyola
13	Cheyne Hayes	OPP	6-4	So.	Creston/Paso Robles
14	Garrett Dempsey	S	6-2	So.	Palos Heights, IL/Marist
15	Mathew Schnitzer	MB	6-6	Fr.	Los Alamitos/Los Alamitos
16	Joel Schow	MB	6-6	So.	San Francisco/St. Ignatius College Prep
17	Greg Smith	MB	6-5	Sr.	Fullerton/El Dorado/Golden West College
18	Sebastian Brady (C)	MB	6-7	Jr.	Chico/Chico
20	Nick Iorfino	OH	6-2	So.	Huntington Beach/Huntington Beach
22	Josh Lake	OPP	6-5	Fr.	Poway/Poway
23	Fred Stahl	MB	6-6	Jr.	Sunnyvale/Bellarmine College Prep
24	Matt Laughrea	OH	6-2	Fr.	Rocklin/Rocklin
25	Grant Currey	S	6-2	Fr.	Rocklin/Rocklin
26	Cory Swartzbaugh	OPP	6-7	Fr.	Laguna Niguel/Dana Hills
	Johl Awerkamp	OPP	6-7	Jr.	Mission Viejo/Trabuco Hills/Orange Coast College

Head Coach

Kevin Ring, 8th Season (UCSD '96)

Assistant Coaches

Paul Warren, Brett Alderman, JJ Van Niel

By Position

Liberos (2)

- 2 Kevin McGinnis
- 5 Chase Frishman

Middle Blockers (6)

- 3 Ganesh Elie
- 15 Mathew Schnitzer
- 16 Joel Schow
- 17 Greg Smith
- 18 Sebastian Brady
- 23 Fred Stahl

Opposites (4)

- 13 Cheyne Hayes
- 22 Josh Lake
- 26 Cory Swartzbaugh
- Johl Awerkamp

Outside Hitters (8)

- 1 Elliott Shaw
- 6 Eric Barber
- 7 Carl Eberts
- 8 Kyle Loria
- 11 Scot Metzger
- 12 Vaun Lennon
- 20 Nick Iorfino
- 24 Matt Laughrea

Setters (3)

- 10 Mike Brunsting
- 14 Garrett Dempsey
- 25 Grant Currey

By Year

Freshmen (8)

- 1 Elliott Shaw
- 3 Ganesh Elie
- 8 Kyle Loria
- 15 Mathew Schnitzer
- 22 Josh Lake
- 24 Matt Laughrea
- 25 Grant Currey
- 26 Cory Swartzbaugh

Redshirt Freshmen (1)

- 6 Eric Barber

Sophomores (6)

- 2 Kevin McGinnis
- 11 Scot Metzger
- 13 Cheyne Hayes
- 14 Garrett Dempsey
- 16 Joel Schow
- 20 Nick Iorfino

Juniors (5)

- 10 Mike Brunsting
- 12 Vaun Lennon
- 18 Sebastian Brady
- 23 Fred Stahl
- Johl Awerkamp

Seniors (3)

- 5 Chase Frishman
- 7 Carl Eberts
- 17 Greg Smith

Pronunciations

- 3 **Ganesh Elie** gah-NAYSH ELL-ee
- 7 **Carl Eberts** E-berts (hard E)
- 8 **Kyle Loria** LOR-ee-ah
- 10 **Mike Brunsting** BRUNN-sting
- 13 **Cheyne Hayes** SHANE
- 16 **Joel Schow** (rhymes with COW)
- 20 **Nick Iorfino** EYE-or-FEE-no
- 23 **Fred Stahl** (rhymes with BALL)
- 24 **Matt Laughrea** LOCK-ray
- 26 **Cory Swartzbaugh** SWORTS-baw
- Johl Awerkamp** JOEL OW-er-camp



UCSDtritons



@UCSDtritons

UCSDtritons.com

HEAD COACH KEVIN RING



The 2013 season is former Triton player Kevin Ring's eighth as head coach of the UCSD men's volleyball program.

Ring's 2012 squad finished with a 9-19 overall record and placed ninth in the ultra-competitive Mountain Pacific Sports Federation (MPSF) with a 6-16 mark, narrowly missing a berth in the eight-team league tournament. UCSD recorded upsets over No. 3 UCLA, No. 9 Long Beach State, No. 11 Hawai'i, No. 12 UC Santa Barbara and No. 13 Cal State Northridge. The team strung together an unprecedented five-match win streak in league play, three of those victories on the road.

For the second straight year, the Tritons climbed to as high as No. 11 in the AVCA national poll.

Outside hitter Carl Eberts and libero Chase Frishman earned All-MPSF honorable mention. Outside hitter Vaun Lennon was tabbed the AVCA National Player of the Week in early April, becoming the second Triton to garner that distinction in the history of the program. Additionally, six players were named MPSF All-Academic in 2012.

UCSD finished with five MPSF wins in 2011, producing upsets at defending national champion and fourth-ranked Stanford, at No. 5 UCLA, at No. 7 UC Irvine, at No. 11 Pepperdine and at home against No. 11 Hawai'i. The sweep at Stanford marked not only the Tritons' first-ever triumph at Maples Pavilion, but also snapped the 18-match home win streak of the Cardinal.

On March 24, 2011, UCSD hosted third-ranked Ohio State and took a four-set victory over the Buckeyes, who went on to win the national championship.

Senior setter Phil Bannan was an All-MPSF Second Team selection after becoming UCSD's all-time leader in assists and service aces. Ring also graduated middle blocker Calvin Ross, who took over as the school's career leader in blocks. Four Tritons were named MPSF All-Academic in 2011.

In 2010, the Tritons were ranked in the top-15 nationally through the entire year and collected six conference wins for the campaign, including two each over UCLA and Pepperdine. Bannan picked up All-MPSF honorable mention for the second straight year.

Ring led the 2009 squad to its most successful in program history. The Tritons won a Division II-best 13 matches and nearly qualified for the MPSF Tournament, being eliminated during the final weekend of conference play. UCSD defeated several ranked teams, including a win over UCLA for the second consecutive season. The Tritons finished the year ranked No. 11 and Ring was named MPSF Coach of the Year.

While maintaining a high level of success on the court and in the classroom, Ring and his players have kept a clear focus on giving back to the community. For the past several years, the Tritons have held regular volleyball clinics with Big Brothers Big Sisters of San Diego County.

Before being elevated to the head-coaching position on June 15, 2005, Ring spent the previous nine years as an assistant for the UCSD men's squad. He served as the top assistant for Duncan McFarland in 1997 and 1998, for Jon Stevenson in 1999 and for Ron Larsen between 2000-05. Ring helped guide the Tritons to an NCAA Division III national championship in 2000.

In addition to his duties at UCSD, Ring was an adjunct faculty member in the Department of Chemistry and Biochemistry at the University of San Diego. He also served as an assistant coach for the Torero women's volleyball team in 2004-05.

Ring got his start at UCSD serving as the men's volleyball team manager from 1989-91 before playing on the team for three seasons.

Ring was the full-time team manager for the USA men's national team from 1991-93 and continued on as a technical advisor through 1996. He accompanied the national team to the 1992 Olympic Games in Barcelona and the 1996 Games in Atlanta. The 1992 squad left Spain with a bronze medal.

Ring earned two degrees from UCSD, graduating with a bachelor's degree in biochemistry in 1996, followed by a master's degree in chemistry in 1998. A native of Oregon, he played prep volleyball at Sheldon High School in Eugene.

BEST-EVER FOURTH-PLACE ASICS FINISH

UCSD made its first championship semifinal appearance at the UC Santa Barbara Asics Invitational on Friday, Jan. 4, after rallying to take down No. 5 Lewis in five sets earlier that day. With back-to-back 3-2 losses to UCLA and Long Beach State, the Tritons finished a best-ever fourth at the tourney. UCSD went an identical 1-2 but placed seventh in both 2010 and 2011.

EBERTS AND FRISHMAN BACK FOR ONE FINAL CAMPAIGN

The Tritons return their senior tandem of Carl Eberts and Chase Frishman in 2013 for one final season of their stellar college careers. The duo each earned All-Mountain Pacific Sports Federation honorable mention a year ago. Frishman recently garnered preseason All-America honorable mention from Off the Block. Eberts is a fifth-year senior out of Huntington Beach who red-shirted as a true freshman in 2009. Frishman, a native of Dana Point, is in his fourth year in the program. The only other senior on head coach Kevin Ring's 2013 roster is third-year Triton Greg Smith, a middle blocker out of Fullerton.

UCSD CAPTAINS

Team tri-captains for the 2013 season were designated as senior Carl Eberts and juniors Sebastian Brady and Vaun Lennon. Eberts is now a three-time captain in his fifth season in the program. He was co-captains with Brady in 2012. Lennon is in his first year as a Triton captain.

A PROUD TRADITION OF ACADEMIC AND ATHLETIC EXCELLENCE

UCSD had six players earn Mountain Pacific Sports Federation (MPSF) All-Academic honors a season ago, with all six Tritons returning for the current 2013 campaign. Those players are seniors Carl Eberts and Chase Frishman, juniors Sebastian Brady, Mike Brunsting and Vaun Lennon, and sophomore Cheyenne Hayes. UCSD was tied with Pacific and Stanford for the most MPSF All-Academic players for 2012. Eberts is now a three-time selection while Frishman has earned the award in two successive years.

IN THE MPSF

Through matches played Mar. 4, Chase Frishman is third in the MPSF in digs at 2.47 per set and Carl Eberts is tied for 14th in kills (3.33/set). Garrett Dempsey (7.64/set) and Mike Brunsting (5.71/set) are 13th and 14th, respectively, in assists, with Sebastian Brady 15th in hitting percentage (.324) and Fred Stahl 15th in blocks (1.00/set). UCSD leads the entire conference in team digs (9.49/set), and is eighth in assists (11.51/set) and ninth in kills (12.12/set). Last year, Carl Eberts ranked 14th in both kills (3.22/set) and points (3.77/set), while Frishman was third in digs (2.28/set). UCSD ranked sixth in digs (8.60/set).

IN THE NATIONAL RANKINGS

Through matches played Mar. 4, Chase Frishman ranks 11th nationally in NCAA Division I-II in digs per set (2.47), Carl Eberts is 24th in kills per set (3.33) and Garrett Dempsey is 28th in assists per set (7.64). UCSD is 10th in digs per set (9.49), 17th in assists per set (11.51), 21st in kills per set (12.12), 24th in hitting percentage (0.227) and 29th in blocks per set (1.91).

FOLLOW THE TRITONS

There are now more ways than ever to follow the Tritons. You've always got UCSDtriton.com at your fingertips, but our social media scene continues to grow. Get instant updates on Twitter and like us on Facebook. For a more visual approach, watch our YouTube channel. Follow the Tritons all year long on social media for behind-the-scenes looks!

UCLA TO HOST NCAA CHAMPIONSHIP

UCLA will play host to the 2013 NCAA Men's Volleyball Championship at the New Pauley Pavilion in Los Angeles. The two semifinals will be held on May 2, with the national title match taking place on May 4. For tickets, call 310.825.2946 or go to UCLABruins.com. This will be the second straight year that the event has been held in Los Angeles, after USC hosted the 2012 installment at the Galen Center. For complete information on the championship, visit <http://www.ncaa.com/championships/volleyball-men/d1>.

MATCH-BY-MATCH LEADERS

	<u>Kills</u>	<u>Assists</u>	<u>Aces</u>	<u>Digs</u>	<u>Blocks</u>	<u>Points</u>
1/4 vs. LEWIS	Eberts 16	Dempsey 49	Brunsting 2*	Frishman 13*	Brady 6*	Eberts 17.5
1/4 vs. UCLA	Eberts 16	Dempsey 45	Lennon 2	McGinnis 10	Brady/Hayes 3	Eberts 18.0
1/5 vs. LBSU	Hayes 18	Dempsey 44*	Brady/Lennon/Smith 1	Hayes 15*	Brady/Hayes 5	Hayes 21.0
1/10 vs. USC	Eberts 16*	Dempsey 29*	Hayes 2*	Eberts 9*	Stahl 6*	Eberts 19.0*
1/12 vs. PEPP	Hayes 11*	Brunsting 14	-	Brunsting 8*	Eberts/Dempsey 1	Hayes 11.0
					Brady/Stahl	
1/17 vs. CBU	Eberts 22*	Brunsting 25	Hayes 2*	Frishman 11*	Stahl 6*	Eberts 23.0*
1/19 at BYU	Eberts 13*	Dempsey 28*	-	Eberts 7*	Schow 3	Eberts 14.0
1/25 vs. CSUN	Eberts 12	Dempsey 30	Lennon/Hayes/Brunsting 1	Frishman 9*	Hayes/Stahl 3	Eberts 13.5
1/26 vs. LBSU	Lennon 11	Brunsting 27	-	Frishman 11*	Stahl/Brunsting 2	Lennon/Iorfino 11.0
					Smith/Iorfino	
1/30 vs. PRIN	Lennon 13	Dempsey 41*	Dempsey/Brady 1	Eberts 11	Stahl 7*	Hayes 16.0*
			Stahl/Hayes			
2/1 at UCSB	Iorfino 19*	Dempsey 37	Brunsting 1	Frishman 8	Stahl 7	Iorfino 20.5*
2/2 at UCLA	Eberts 10	Brunsting 27	-	McGinnis 11*	Brady 4*	Eberts 11.0
2/8 at UOP	Hayes 15*	Brunsting 46*	Brunsting/Hayes 1	Brunsting 15*	Brunsting/Stahl 5	Hayes 16.5*
2/9 at STAN	Stahl 10	Brunsting 26	Eberts/Hayes 1	Brunsting 9*	Brady/Stahl 3	Stahl 11.5
2/15 vs. UCSB	Iorfino 12*	Brunsting 38*	Stahl 2*	Frishman 13*	Stahl 4*	Eberts 14.0*
2/16 vs. UCI	Hayes 14*	Brunsting 27	Lennon 1*	Eberts/Brunsting 5*	Eberts/Brady 2	Hayes 14.0*
2/22 at HIU	Eberts 15*	Brunsting 28*	Brunsting 3*	Frishman 9	Hayes/Brady/Smith 3*	Eberts 15.5*
3/1 at CBU	Hayes 8	Brunsting 20	Stahl 1	Frishman 11*	Eberts/Brunsting/Stahl 1	Hayes 8.0
3/2 vs. BYU	Eberts 15*	Dempsey 27	Eberts 2*	Eberts/Dempsey/Frishman 8*	Eberts/Smith 1	Eberts 17.5*
3/6 at LBSU	-	-	-	-	-	-
3/8 at CSUN	-	-	-	-	-	-
3/15 at PEPP	-	-	-	-	-	-
3/16 at USC	-	-	-	-	-	-
3/28 at UCI	-	-	-	-	-	-
3/29 vs. UCLA	-	-	-	-	-	-
4/5 vs. UOP	-	-	-	-	-	-
4/6 vs. STAN	-	-	-	-	-	-
4/12 vs. UH	-	-	-	-	-	-
4/13 vs. UH	-	-	-	-	-	-

*match high

VOLLEYBALL MAGAZINE POLL

March 5		
<u>Rank</u>	<u>School (1st-Place Votes)</u>	<u>Last Week</u>
1	BYU (7)	3
2	Long Beach State (3)	2
3	UC Irvine	1
4	Stanford	6
5	Pepperdine	5
6	Ohio State	4
7	UCLA	7
8	Cal State Northridge	8
9	Penn State	9
10	Lewis	RV

UCSD in the VBM Poll

January 8.....	RV
January 15.....	RV
January 22.....	RV
January 29.....	RV
February 5.....	NR
February 12.....	NR
February 19.....	NR
February 26.....	NR
March 5.....	NR
March 12.....	
March 19.....	
March 26.....	
April 2.....	
April 9.....	

CAREER AND SEASON HIGHS

1 • Elliott SHAW • OH

Stat	2013 High	Career High
Kills	1, 3/1 at CBU	1, 3/1/13 at CBU
Hit% (min. 10 A)	-	-
Assists	-	-
Aces	-	-
Digs	3, 3/1 at CBU	3, 3/1/13 at CBU
Blocks	-	-
Points	1.0, 3/1 at CBU	1.0, 3/1/13 at CBU

2 • Kevin McGINNIS • L

Stat	2013 High	Career High
Kills	-	-
Assists	3, 1/5 vs. Long Beach State	3, 2 times (last 1/5/13 vs. LBSU)
Aces	-	-
Digs	11, 2 times (last 2/2 at UCLA)	12, 1/11/12 vs. Loyola
Points	-	-

3 • Ganesh ELIE • MB

Stat	2013 High	Career High
Kills	-	-
Hit% (min. 10 A)	-	-
Assists	-	-
Aces	-	-
Digs	-	-
Blocks	-	-
Points	-	-

5 • Chase FRISHMAN • L

Stat	2013 High	Career High
Kills	1, 2/22 at HIU	1, 2/22/13 at HIU
Assists	4, 2/8 at UOP	4, multiple times (last 2/8/13 at UOP)
Aces	-	1, 2 times (last 2/3/12 at HIU)
Digs	13, 1/4 vs. Lewis	19, 3/30/12 vs. UCLA
Points	1.0, 2/22 at HIU	1.0, 3 times (last 2/22/13 at HIU)

6 • Eric BARBER • OH

Stat	2013 High	Career High
Kills	-	-
Hit% (min. 10 A)	-	-
Assists	-	-
Aces	-	-
Digs	-	-
Blocks	-	-
Points	-	-

7 • Carl EBERTS • OH

Stat	2013 High	Career High
Kills	22, 1/17 vs. Cal Baptist	22, 3 times (last 1/17/13 vs. CBU)
Hit% (min. 10 A)	.562 (9-0-16), 2/16 vs. UCI	.611 (14-3-18), 3/8/12 at UCLA
Assists	2, 2 times (last 1/26 vs. LBSU)	3, 4 times (last 1/27/12 vs. Pepp.)
Aces	2, 3/2 vs. BYU	3, 3 times (last 2/17/12 vs. Pacific)
Digs	11, 1/30 vs. Princeton	12, 1/26/11 vs. Princeton
Blocks	5, 1/10 vs. USC	6, 2 times (last 2/3/12 at HIU)
Points	23.0, 1/17 vs. Cal Baptist	24.5, 3/12/11 at Pepperdine

8 • Kyle LORIA • OH

Stat	2013 High	Career High
Kills	-	-
Hit% (min. 10 A)	-	-
Assists	-	-
Aces	-	-
Digs	-	-
Blocks	-	-
Points	-	-

10 • Mike BRUNSTING • S

Stat	2013 High	Career High
Kills	5, 2 times (last 2/9 at STAN)	14, 3/12/11 at Pepperdine
Hit% (min. 10 A)	-	.429 (8-2-14), 1/28/11 vs. Hawai'i
Assists	46, 2/8 at UOP	62, 2/11/12 vs. BYU
Aces	3, 2/22 at HIU	4, 1/27/12 vs. Pepperdine
Digs	15, 2/8 at UOP	15, 2/8/13 at UOP
Blocks	5, 2/8 at UOP	5, 2 times (last 2/8/13 at UOP)
Points	6.5, 1/17 vs. Cal Baptist	18.0, 3/12/11 at Pepperdine

11 • Scot METZGER • OH

Stat	2013 High	Career High
Kills	-	5, 1/27/12 vs. Pepperdine
Hit% (min. 10 A)	-	.125 (5-3-16), 1/27/12 vs. Pepperdine
Assists	-	1, 1/27/12 vs. Pepperdine
Aces	-	1, 3 times (last 2/9/12 vs. BYU)
Digs	-	2, 2 times (last 2/9/12 vs. BYU)
Blocks	-	0
Points	-	5.0, 1/27/12 vs. Pepperdine

12 • Vaun LENNON • OH

Stat	2013 High	Career High
Kills	16, 1/5 vs. Long Beach State	25, 2/11/12 vs. BYU
Hit% (min. 10 A)	.615 (9-1-13), 1/19 at BYU	.632 (13-1-19), 3/31/12 vs. UCSB
Assists	2, 2 times (last 2/16 vs. UCI)	2, 6 times (last 2/16/13 vs. UCI)
Aces	2, 1/4 vs. UCLA	4, 1/11/12 vs. Loyola
Digs	7, 3 times (last 1/5 vs. LBSU)	9, 4 times (last 4/5/12 at USC)
Blocks	3, 1/30 vs. Princeton	4, 3 times (last 3/16/12 at CSUN)
Points	18.5, 1/5 vs. Long Beach State	26.5, 2/11/12 vs. BYU

13 • Cheyne HAYES • OPP

Stat	2013 High	Career High
Kills	18, 1/5 vs. Long Beach State	18, 1/5/13 vs. Long Beach State
Hit% (min. 10 A)	.500 (14-4-20), 2/16 vs. UCI	.500 (14-4-20), 2/16/13 vs. UCI
Assists	1, 2 times (last 2/16 vs. UCI)	1, 3 times (last 2/16/13 vs. UCI)
Aces	2, 2 times (last 1/17 vs. Cal Baptist)	3, 2/3/12 at Hope International
Digs	15, 1/5 vs. Long Beach State	15, 1/5/13 vs. Long Beach State
Blocks	5, 2 times (last 1/30 vs. PRIN)	5, 2 times (last 1/5/13 vs. LBSU)
Points	21.0, 1/5 vs. Long Beach State	21.0, 1/5/13 vs. Long Beach State

14 • Garrett DEMPSEY • S

Stat	2013 High	Career High
Kills	1, 5 times (last 2/1 at UCSB)	2, 4/12/12 vs. Cal Baptist
Hit% (min. 10 A)	-	-
Assists	49, 1/4 vs. Lewis	50, 3/16/12 at CSUN
Aces	1, 1/30 vs. Princeton	1, 6 times (last 1/30/13 vs. PRIN)
Digs	9, 1/4 vs. Lewis	9, 2 times (last 1/4/13 vs. Lewis)
Blocks	1, 5 times (last 2/1 at UCSB)	2, 3/15/12 at Long Beach State
Points	1.5, 3 times (last 2/1 at UCSB)	3.0, 3/15/12 at Long Beach State

15 • Mathew SCHNITZER • MB

Stat	2013 High	Career High
Kills	-	-
Hit% (min. 10 A)	-	-
Assists	-	-
Aces	-	-
Digs	-	-
Blocks	-	-
Points	-	-

16 • Joel SCHOW • MB

Stat	2013 High	Career High
Kills	1, 1/19 at BYU	1, 1/19/13 at BYU
Hit% (min. 10 A)	-	-
Assists	2, 1/19 at BYU	2, 1/19/13 at BYU
Aces	-	-
Digs	2, 1/19 at BYU	2, 1/19/13 at BYU
Blocks	3, 1/19 at BYU	3, 1/19/13 at BYU
Points	2.5, 1/19 at BYU	2.5, 1/19/13 at BYU

17 • Greg SMITH • MB

Stat	2013 High	Career High
Kills	10, 1/4 vs. Lewis	10, 3 times (1/4/13 vs. Lewis)
Hit% (min. 10 A)	.533 (10-2-15), 1/4 vs. Lewis	.615 (8-0-13), 1/21/12 at UC Irvine
Assists	-	1, 1/5/12 at Hawai'i
Aces	1, 1/5 vs. Long Beach State	1, 3 times (last 1/5/13 vs. LBSU)
Digs	2, 2 times (last 1/4 vs. UCLA)	3, 2 times (1/15/12 at Grand Canyon)
Blocks	3, 2/22 at HIU	7, 1/6/12 at Hawai'i
Points	10.5, 1/4 vs. Lewis	13.0, 2/1/12 vs. Princeton

CAREER AND SEASON HIGHS

18 • Sebastian BRADY • MB

Stat	2013 High	Career High
Kills	12, 1/4 vs. Lewis	15, 2/24/11 at BYU
Hit% (min. 10 A)	.800 (8-0-10), 1/25 vs. CSUN	.800 (8-0-10), 1/25/13 vs. CSUN
Assists	1, 4 times (last 2/15 vs. UCSB)	2, 1/7/11 vs. CSUN
Aces	1, 3 times (last 1/30 vs. PRIN)	1, 14 times (last 1/30/13 vs. PRIN)
Digs	3, 3 times (last 2/2 at UCLA)	5, 1/14/12 vs. NJIT
Blocks	6, 1/4 vs. Lewis	7, 4/9/11 at Long Beach State
Points	17.0, 1/4 vs. Lewis	18.5, 2/24/11 at BYU

20 • Nick IORFINO • OH

Stat	2013 High	Career High
Kills	19, 2/1 at UCSB	19, 2/1/13 at UCSB
Hit% (min. 10 A)	.556 (12-2-18), 2/15 vs. UCSB	.556 (12-2-18), 2/15/13 vs. UCSB
Assists	2, 2/9 at STAN	2, 2 times (last 2/9/13 at STAN)
Aces	1, 2 times (last 1/17 vs. Cal Baptist)	1, 5 times (last 1/17/13 vs. CBU)
Digs	8, 2/15 vs. UCSB	8, 2/15/13 vs. UCSB
Blocks	2, 5 times (last 2/15 vs. UCSB)	3, 2 times (last 4/9/11 at LBSU)
Points	20.5, 2/1 at UCSB	20.5, 2/1/13 at UCSB

22 • Josh LAKE • OPP

Stat	2013 High	Career High
Kills	1, 2/2 at UCLA	1, 2/2/13 at UCLA
Hit% (min. 10 A)	-	-
Assists	1, 2/2 at UCLA	1, 2/2 at UCLA
Aces	-	-
Digs	4, 2/9 at STAN	4, 2/9/13 at STAN
Blocks	1, 2/2 at UCLA	1, 2/2/13 at UCLA
Points	1.5, 2/2 at UCLA	1.5, 2/2/13 at UCLA

23 • Fred STAHL • MB

Stat	2013 High	Career High
Kills	10, 2/9 at STAN	13, 2 times (last 3/9/12 at UCSB)
Hit% (min. 10 A)	.500 (7-1-12), 2/15 vs. UCSB	.611 (13-2-18), 3/9/12 at UCSB
Assists	1, 2/22 at HIU	2, 2/11/12 vs. BYU
Aces	2, 2/15 vs. UCSB	2, 2 times (last 2/15/13 vs. UCSB)
Digs	5, 1/17 vs. Cal Baptist	6, 3/16/12 at CSUN
Blocks	7, 2 times (last 2/1 at UCSB)	7, 3 times (last 2/1/13 at UCSB)
Points	11.5, 2 times (last 2/15 vs. UCSB)	16.5, 3/9/12 at UC Santa Barbara

24 • Matt LAUGHREA • OH

Stat	2013 High	Career High
Kills	-	-
Hit% (min. 10 A)	-	-
Assists	-	-
Aces	-	-
Digs	-	-
Blocks	-	-
Points	-	-

25 • Grant CURREY • S

Stat	2013 High	Career High
Kills	-	-
Hit% (min. 10 A)	-	-
Assists	-	-
Aces	-	-
Digs	-	-
Blocks	-	-
Points	-	-

26 • Cory SWARTZBAUGH • OPP

Stat	2013 High	Career High
Kills	5, 1/26 vs. Long Beach State	5, 1/26/13 vs. Long Beach State
Hit% (min. 10 A)	.273 (5-2-11), 1/26 vs. LBSU	.273 (5-2-11), 1/26/13 vs. LBSU
Assists	-	-
Aces	-	-
Digs	-	-
Blocks	1, 2 times (last 1/26 vs. LBSU)	1, 2 times (last 1/26/13 vs. LBSU)
Points	5.5, 1/26 vs. Long Beach State	5.5, 1/26/13 vs. Long Beach State

UCSD SIGNING CLASS FOR 2014

Player	Pos.	Ht.	Hometown/Current School	Club
Griffin Galvin	L	5-11	Folsom/Vista del Lago HS	NCVC
Adam Martell	OPP	6-7	Pewaukee, WI/Kettle Moraine HS	NSMVC



MPSF MOLTEN PLAYER OF THE WEEK

1/7	Levi Cabral	Sr.	OH	Cal Baptist
1/14	Dane Worley	Jr.	OH	UCLA
1/21	Taylor Crabb	Jr.	OH	LBSU
1/28	Sinisa Zarkovic	Fr.	OH	Hawai'i
2/4	Dalton Ammerman	Jr.	OH	LBSU
2/11	John Baker	Sr.	OPP	CSUN
2/18	Maurice Torres	Sr.	OPP	Pepperdine
2/25	Ben Patch	Fr.	OH	BYU
3/4	Ben Patch	Fr.	OH	BYU
3/11	-			
3/18	-			
3/25	-			
4/1	-			
4/8	-			

AVCA NATIONAL PLAYER OF THE WEEK

1/8	Jeremy Dejno	Jr.	OH	UC Irvine
1/15	Robert Feathers	So.	MB	USC
1/22	Taylor Sander	Jr.	OH	BYU
1/29	Taylor Hughes	Sr.	OH	Pacific
2/5	Dalton Ammerman	Jr.	OH	LBSU
2/12	Eric Fitterer	So.	OPP	Lewis
2/19	DJ White	So.	OH	Harvard
2/26	Ben Patch	Fr.	OH	BYU
3/5	Ben Patch	Fr.	OH	BYU
3/12	-			
3/19	-			
3/26	-			
4/2	-			
4/9	-			

Volleyball Box Score

2013 UC San Diego Men's Volleyball

UC San Diego vs #12 California Baptist (Mar 01, 2013 at Riverside, CA)

		ATTACK					SET			SERVE				RECEIVE				BLOCK					
##	UC San Diego	S	K	E	TA	Pct	Ast	TA	Pct	SA	SE	TA	Pct	O	RE	Pct	Dig	BS	BA	BE	BHE	Points	
7	Carl Eberts	3	7	3	21	.190	0	2	.000	0	2	12	.833	14	0	1000	1	0	1	0	0	7.5	
10	Mike Brunsting	3	1	0	1	1.000	20	49	.408	0	5	8	.375	0	0	.000	2	0	1	0	0	1.5	
13	Cheyne Hayes	3	8	4	14	.286	0	1	.000	0	3	11	.727	0	0	.000	1	0	0	0	0	8.0	
17	Greg Smith	3	3	2	8	.125	0	1	.000	0	0	11	1000	0	0	.000	1	0	0	0	0	3.0	
20	Nick Iorfino	3	4	4	11	.000	0	1	.000	0	4	5	.200	13	3	.812	4	0	0	0	0	4.0	
23	Fred Stahl	3	4	4	13	.000	0	0	.000	1	2	8	.750	0	0	.000	2	0	1	0	0	5.5	
1	Elliott Shaw	2	1	1	2	.000	0	0	.000	0	0	1	1000	3	0	1000	3	0	0	0	0	1.0	
5	Chase Frishman	3	0	0	0	.000	0	3	.000	0	0	0	.000	21	0	1000	11	0	0	0	0	0.0	
14	Garrett Dempsey	2	0	0	0	.000	8	18	.444	0	0	2	1000	0	0	.000	0	0	0	0	0	0.0	
22	Josh Lake	2	0	0	0	.000	0	0	.000	0	0	2	1000	0	0	.000	0	0	0	0	0	0.0	
26	Cory Swartzbaugh	1	1	1	2	.000	0	0	.000	0	0	0	.000	0	0	.000	0	0	0	0	0	1.0	
Team														1									
Totals		3	29	19	72	.139	28	75	.373	1	16	60	.733	51	4	.927	25	0	3	0	0	31.5	

Team Attack By Set

Set	K	E	TA	Pct	Sidout	Pct
1	9	7	22	.091	13-24	54%
2	9	5	23	.174	12-24	50%
3	11	7	27	.148	14-25	56%
39-73						53%

TOTAL TEAM BLOCKS: 1.5

SET SCORES

	1	2	3	Team Records:
UC San Diego (0)	22	15	21	6-12, 3-10 MPSF
California Baptist (3)	25	25	25	7-9, 4-7 MPSF

		ATTACK					SET			SERVE				RECEIVE				BLOCK					
##	California Baptist	S	K	E	TA	Pct	Ast	TA	Pct	SA	SE	TA	Pct	O	RE	Pct	Dig	BS	BA	BE	BHE	Points	
8	Koepp, Guilherme	3	8	5	20	.150	0	0	.000	0	6	13	.538	14	0	1000	5	1	1	0	0	9.5	
11	Lugo-Rodriguez, Amir	3	5	2	9	.333	1	1	1000	0	0	13	1000	0	0	.000	3	1	1	0	0	6.5	
16	Cabral, Levi	3	11	0	24	.458	1	1	1000	1	6	12	.500	16	0	1000	3	0	3	0	0	13.5	
18	DeLyon, Rocky	3	2	1	4	.250	0	0	.000	0	4	10	.600	1	0	1000	0	0	6	0	0	5.0	
21	Anderson, Brett	3	1	0	1	1.000	26	60	.433	2	0	18	1000	0	0	.000	1	0	2	0	0	4.0	
24	McCalmont, Aaron	3	8	2	16	.375	2	2	1000	1	2	7	.714	0	0	.000	2	0	2	0	0	10.0	
4	Cate, Michael	3	0	0	0	.000	2	5	.400	0	0	0	.000	12	0	1000	8	0	0	0	0	0.0	
Team															1								
Totals		3	35	10	74	.338	32	69	.464	4	18	73	.753	43	1	.977	22	2	15	0	0	48.5	

Team Attack By Set

Set	K	E	TA	Pct	Sidout	Pct
1	9	5	24	.167	14-23	60%
2	14	2	23	.522	13-16	81%
3	12	3	27	.333	14-21	66%
41-60						68%

TOTAL TEAM BLOCKS: 9.5

Site: Riverside, CA (Van Dyne Gym)

Date: Mar 01, 2013 Attend: 505 Time: 1:25

Referees: Kim Pickering, Scott Hogue, Harvey Rodriguez

	<u>1</u>	<u>2</u>	<u>3</u>	<u>Total</u>
Tie scores	8	3	6	17
Lead change	1	2	2	5

Volleyball Box Score

2013 UC San Diego Men's Volleyball

#2 BYU vs UC San Diego (Mar 02, 2013 at La Jolla, CA)

		ATTACK					SET			SERVE				RECEIVE				BLOCK					
##	BYU	S	K	E	TA	Pct	Ast	TA	Pct	SA	SE	TA	Pct	O	RE	Pct	Dig	BS	BA	BE	BHE	Points	
3	Boyce, Ryan	3	1	1	2	.000	36	69	.522	1	0	8	1000	0	0	.000	5	0	0	0	0	2.0	
5	Lavaja, Russ	3	4	0	5	.800	0	1	.000	0	1	16	.938	3	0	1000	2	0	4	1	0	6.0	
6	Rivera, Josue	3	5	1	16	.250	0	0	.000	1	2	8	.750	10	1	.909	7	0	1	0	0	6.5	
13	Patch, Ben	3	11	1	22	.455	0	3	.000	2	3	11	.727	0	0	.000	5	0	3	0	1	14.5	
15	Sander, Taylor	3	14	3	27	.407	1	2	.500	2	2	20	.900	20	1	.952	4	0	1	0	0	16.5	
19	Young, Devin	3	7	0	11	.636	0	1	.000	0	0	8	1000	0	0	.000	4	0	1	1	0	7.5	
7	Fuchs, Phil	2	1	0	3	.333	0	1	.000	0	0	0	.000	3	0	1000	2	0	0	0	0	1.0	
9	Heap, Tyler	1	0	0	0	.000	1	1	1000	0	1	3	.667	0	0	.000	1	0	0	0	0	0.0	
12	Reyes, Jaylen	3	0	0	0	.000	3	8	.375	0	0	0	.000	11	1	.917	5	0	0	0	0	0.0	
23	Hatch, Michael	1	1	0	3	.333	0	0	.000	0	1	1	.000	1	0	1000	0	0	0	0	0	1.0	
Totals		3	44	6	89	.427	41	86	.477	6	10	75	.867	48	3	.941	35	0	10	2	1	55.0	

Team Attack By Set

Set	K	E	TA	Pct	Sidout	Pct
1	15	3	24	.500	14-21	66%
2	17	2	38	.395	17-25	68%
3	12	1	27	.407	13-16	81%
44-62						70%

TOTAL TEAM BLOCKS: 5.0

SET SCORES

BYU (3)	1	2	3	Team Records:
UC San Diego (0)	25	27	25	13-3, 12-2 MPSF
	20	25	15	6-13, 3-11 MPSF

			ATTACK				SET			SERVE				RECEIVE				BLOCK				
##	UC San Diego	S	K	E	TA	Pct	Ast	TA	Pct	SA	SE	TA	Pct	O	RE	Pct	Dig	BS	BA	BE	BHE	Points
7	Carl Eberts	3	15	6	40	.225	0	1	.000	2	4	13	.692	12	5	.706	8	0	1	1	0	17.5
13	Cheyne Hayes	3	8	4	21	.190	0	2	.000	1	0	10	1000	0	0	.000	5	0	0	1	0	9.0
14	Garrett Dempsey	3	0	0	0	.000	27	70	.386	0	1	7	.857	1	0	1000	8	0	0	0	0	0.0
17	Greg Smith	3	2	0	6	.333	0	0	.000	0	0	8	1000	0	0	.000	0	0	1	0	0	2.5
20	Nick Iorfino	3	10	2	19	.421	1	3	.333	0	1	10	.900	24	1	.960	6	0	0	0	1	10.0
23	Fred Stahl	3	3	2	11	.091	0	0	.000	0	2	7	.714	0	0	.000	0	0	0	0	0	3.0
5	Chase Frishman	3	0	0	0	.000	2	8	.250	0	0	0	.000	22	0	1000	8	0	0	0	0	0.0
10	Mike Brunsting	3	1	0	1	1.000	7	11	.636	0	1	1	.000	0	0	.000	2	0	0	0	0	1.0
22	Josh Lake	1	0	0	0	.000	0	0	.000	0	1	1	.000	0	0	.000	0	0	0	0	0	0.0
26	Cory Swartzbaugh	2	1	1	2	.000	0	1	.000	0	1	5	.800	0	0	.000	0	0	0	0	0	1.0
Totals		3	40	15	100	.250	37	96	.385	3	11	62	.823	59	6	.908	37	0	2	2	1	44.0

Team Attack By Set

Set	K	E	TA	Pct	Sidout	Pct
1	11	4	30	.233	13-24	54%
2	19	6	40	.325	17-27	62%
3	10	5	30	.167	12-24	50%
42-75						56%

TOTAL TEAM BLOCKS: 1.0

Site: La Jolla, CA (RIMAC Arena)

Date: Mar 02, 2013 Attend: 1689 Time: 1:23

Referees: Tom Saunders, Patsy Malta

	<u>1</u>	<u>2</u>	<u>3</u>	<u>Total</u>
Tie scores	1	5	4	10
Lead change	0	0	2	2

2013 UC San Diego Men's Volleyball
UC San Diego Combined Team Statistics (as of Mar 04, 2013)
Conference matches

Overall record: 3-11 Conf: 3-11 Home: 3-6 Away: 0-5 Neutral: 0-0

#	Player	sp	Attack					Set		Serve			re	Dig		Blocking					bhe	points
			k	k/s	e	ta	pct	a	a/s	sa	se	sa/s		dig	dig/s	bs	ba	total	blk/s	be		
7	Carl Eberts	43	148	3.44	62	345	.249	7	0.16	4	25	0.09	13	68	1.58	4	19	23	0.53	3	0	165.5
13	Cheyne Hayes	41	112	2.73	66	260	.177	2	0.05	8	36	0.20	0	36	0.88	0	14	14	0.34	5	0	127.0
20	Nick Iorfino	36	95	2.64	45	204	.245	3	0.08	1	23	0.03	11	44	1.22	1	8	9	0.25	0	1	101.0
12	Vaun Lennon	33	69	2.09	35	178	.191	7	0.21	4	13	0.12	11	29	0.88	0	9	9	0.27	2	1	77.5
23	Fred Stahl	42	48	1.14	25	125	.184	0	0.00	4	30	0.10	0	17	0.40	4	35	39	0.93	1	0	73.5
18	Sebastian Brady	39	50	1.28	21	106	.274	4	0.10	0	5	0.00	0	16	0.41	3	23	26	0.67	3	0	64.5
10	Mike Brunsting	42	25	0.60	11	53	.264	276	6.57	5	31	0.12	1	58	1.38	0	19	19	0.45	1	1	39.5
17	Greg Smith	16	20	1.25	2	38	.474	0	0.00	0	2	0.00	0	3	0.19	0	6	6	0.38	1	0	23.0
26	Cory Swartzbaugh	8	7	0.88	5	17	.118	0	0.00	0	3	0.00	0	0	0.00	0	1	1	0.12	2	0	7.5
14	Garrett Dempsey	31	4	0.13	0	8	.500	214	6.90	0	5	0.00	0	35	1.13	0	4	4	0.13	1	2	6.0
16	Joel Schow	4	1	0.25	2	7	-.143	2	0.50	0	0	0.00	0	3	0.75	0	3	3	0.75	0	0	2.5
22	Josh Lake	21	1	0.05	2	5	-.200	1	0.05	0	9	0.00	0	10	0.48	0	1	1	0.05	0	0	1.5
1	Elliott Shaw	2	1	0.50	1	2	.000	0	0.00	0	0	0.00	0	3	1.50	0	0	0	0.00	0	0	1.0
5	Chase Frishman	44	0	0.00	0	0	.000	29	0.66	0	0	0.00	15	108	2.45	0	0	0	0.00	0	0	0.0
2	Kevin McGinnis	10	0	0.00	0	1	.000	2	0.20	0	1	0.00	3	13	1.30	0	0	0	0.00	0	0	0.0
UC SAN DIEGO		47	581	12.36	277	1349	.225	547	11.64	26	183	0.55	62	443	9.43	12	142	83.0	1.77	19	5	690.0
Opponents		47	581	12.36	187	1279	.308	548	11.66	62	175	1.32	26	396	8.43	33	206	136.0	2.89	16	3	779.0

Team Statistics	UCSD	OPP
ATTACK		
Kills	581	581
Errors	277	187
Total Attacks	1349	1279
Attack Pct	.225	.308
Kills/Set	12.4	12.4
SET		
Assists	547	548
Attempts	1333	1243
Assist Pct	.410	.441
Assists/Set	11.6	11.7
SERVE		
Aces	26	62
Errors	183	175
Attempts	995	1103
Serve Pct	.816	.841
Aces/Set	0.6	1.3
SERVE RECEPTIONS		
Errors	62	26
Errors/Set	1.3	0.6
Attempts	928	812
Reception Pct	.933	.968
DEFENSE		
Digs	443	396
Digs/Set	9.4	8.4
BLOCKING		
Block Solo	12	33
Block Assist	142	206
Total Blocks	83.0	136.0
Blocks/Set	1.8	2.9
Block Errors	19	16
Ball handling errors	5	3
ATTENDANCE		
Total	4696	3995
Dates/Avg Per Date	9/522	5/799
Neutral site #/Avg	0/0	
Current win streak	0	-
Home win streak	0	-

Date	Opponent	Score	Score by set	Att.
*Jan 10	#8 USC	w 3-0	25-22,25-22,25-20	319
*Jan 12	#4 PEPPERDINE	L 0-3	13-25,13-25,15-25	235
*Jan 17	#14 CALIFORNIA BAPTIST	w 3-2	19-25,25-17,17-25,25-16,15-12	251
*Jan 19	at #3 BYU	L 0-3	15-25,19-25,23-25	2301
*Jan 25	#9 CAL STATE NORTHRIDGE	L 0-3	23-25,25-27,20-25	302
*Jan 26	#7 LONG BEACH STATE	L 1-3	17-25,17-25,25-17,20-25	478
*Feb 01	at #12 UC Santa Barbara	L 1-3	26-28,25-23,25-27,19-25	390
*Feb 02	#5 UCLA	L 0-3	10-25,31-33,22-25	649
*Feb 08	at #11 Pacific	L 1-3	22-25,25-17,24-26,17-25	175
*Feb 09	at #4 Stanford	L 0-3	22-25,22-25,23-25	624
*Feb 15	#15 UC SANTA BARBARA	w 3-0	25-20,25-17,25-20	362
*Feb 16	#1 UC IRVINE	L 0-3	16-25,19-25,21-25	411
*Mar 01	at #12 California Baptist	L 0-3	22-25,15-25,21-25	505
*Mar 02	#2 BYU	L 0-3	20-25,25-27,15-25	1689

+ UC Santa Barbara Asics Invitational (4th Place)

* Mountain Pacific Sports Federation match

Record in 3-set matches:2-8 • Record in 4-set matches:0-3 • Record in 5-set matches:1-0

2013 UC San Diego Men's Volleyball
UC San Diego Combined Team Statistics (as of Mar 04, 2013)
All matches

Overall record: 6-13 Conf: 3-11 Home: 4-6 Away: 1-5 Neutral: 1-2

#	Player	sp	Attack					Set		Serve			re	Dig		Blocking						points
			k	k/s	e	ta	pct	a	a/s	sa	se	sa/s		dig	dig/s	bs	ba	total	blk/s	be	bhe	
7	Carl Eberts	63	210	3.33	87	486	.253	8	0.13	6	41	0.10	17	102	1.62	5	24	29	0.46	3	0	233.0
13	Cheyne Hayes	63	158	2.51	88	379	.185	2	0.03	11	56	0.17	0	71	1.13	8	25	33	0.52	7	0	189.5
12	Vaun Lennon	51	123	2.41	65	307	.189	7	0.14	8	25	0.16	15	55	1.08	1	13	14	0.27	2	1	138.5
20	Nick Iorfino	49	112	2.29	61	261	.195	5	0.10	2	31	0.04	11	54	1.10	1	11	12	0.24	0	1	120.5
18	Sebastian Brady	61	85	1.39	30	170	.324	4	0.07	3	9	0.05	0	25	0.41	11	37	48	0.79	5	0	117.5
23	Fred Stahl	54	62	1.15	27	153	.229	1	0.02	5	34	0.09	0	20	0.37	7	42	49	0.91	2	0	95.0
10	Mike Brunsting	56	30	0.54	15	66	.227	320	5.71	10	36	0.18	1	68	1.21	0	21	21	0.38	1	1	50.5
17	Greg Smith	29	39	1.34	8	71	.437	0	0.00	1	8	0.03	0	7	0.24	1	11	12	0.41	3	0	46.5
26	Cory Swartzbaugh	13	8	0.62	7	21	.048	0	0.00	0	3	0.00	0	0	0.00	0	2	2	0.15	3	0	9.0
14	Garrett Dempsey	53	5	0.09	2	11	.273	405	7.64	1	7	0.02	0	62	1.17	0	5	5	0.09	1	3	8.5
16	Joel Schow	4	1	0.25	2	7	-.143	2	0.50	0	0	0.00	0	3	0.75	0	3	3	0.75	0	0	2.5
22	Josh Lake	26	1	0.04	2	5	-.200	1	0.04	0	11	0.00	0	10	0.38	0	1	1	0.04	0	0	1.5
1	Elliott Shaw	2	1	0.50	1	2	.000	0	0.00	0	0	0.00	0	3	1.50	0	0	0	0.00	0	0	1.0
5	Chase Frishman	57	1	0.02	0	3	.333	34	0.60	0	0	0.00	19	141	2.47	0	0	0	0.00	0	0	1.0
2	Kevin McGinnis	20	0	0.00	0	4	.000	5	0.25	0	1	0.00	7	34	1.70	0	0	0	0.00	0	0	0.0
UC SAN DIEGO		69	836	12.12	395	1946	.227	794	11.51	47	262	0.68	79	655	9.49	34	195	131.5	1.91	28	6	1014.5
Opponents		69	835	12.10	301	1901	.281	727	10.54	79	262	1.14	47	542	7.86	52	287	195.5	2.83	24	3	1109.5

Team Statistics	UCSD	OPP
ATTACK		
Kills	836	835
Errors	395	301
Total Attacks	1946	1901
Attack Pct	.227	.281
Kills/Set	12.1	12.1
SET		
Assists	794	727
Attempts	1672	1576
Assist Pct	.475	.461
Assists/Set	11.5	10.5
SERVE		
Aces	47	79
Errors	262	262
Attempts	1365	1578
Serve Pct	.808	.834
Aces/Set	0.7	1.1
SERVE RECEPTIONS		
Errors	79	47
Errors/Set	1.1	0.7
Attempts	1319	1201
Reception Pct	.940	.961
DEFENSE		
Digs	655	542
Digs/Set	9.5	7.9
BLOCKING		
Block Solo	34	52
Block Assist	195	287
Total Blocks	131.5	195.5
Blocks/Set	1.9	2.8
Block Errors	28	24
Ball handling errors	6	3
ATTENDANCE		
Total	4909	4130
Dates/Avg Per Date	10/491	6/688
Neutral site #/Avg	3/203	
Current win streak	0	-
Home win streak	0	-

Date	Opponent	Score	Score by set	Att.
+Jan 04	vs #5 Lewis	w 3-2	19-25,17-25,32-30,25-23,15-12	50
+Jan 04	vs #6 UCLA	L 2-3	24-26,19-25,25-22,25-17,8-15	150
+Jan 05	vs #7 Long Beach State	L 2-3	25-21,21-25,18-25,25-16,12-15	410
*Jan 10	#8 USC	w 3-0	25-22,25-22,25-20	319
*Jan 12	#4 PEPPERDINE	L 0-3	13-25,13-25,15-25	235
*Jan 17	#14 CALIFORNIA BAPTIST	w 3-2	19-25,25-17,17-25,25-16,15-12	251
*Jan 19	at #3 BYU	L 0-3	15-25,19-25,23-25	2301
*Jan 25	#9 CAL STATE NORTHRIDGE	L 0-3	23-25,25-27,20-25	302
*Jan 26	#7 LONG BEACH STATE	L 1-3	17-25,17-25,25-17,20-25	478
Jan 30	PRINCETON	w 3-1	25-23,25-22,21-25,25-19	213
*Feb 01	at #12 UC Santa Barbara	L 1-3	26-28,25-23,25-27,19-25	390
*Feb 02	#5 UCLA	L 0-3	10-25,31-33,22-25	649
*Feb 08	at #11 Pacific	L 1-3	22-25,25-17,24-26,17-25	175
*Feb 09	at #4 Stanford	L 0-3	22-25,22-25,23-25	624
*Feb 15	#15 UC SANTA BARBARA	w 3-0	25-20,25-17,25-20	362
*Feb 16	#1 UC IRVINE	L 0-3	16-25,19-25,21-25	411
Feb 22	at Hope International	w 3-0	25-22,25-20,25-23	135
*Mar 01	at #12 California Baptist	L 0-3	22-25,15-25,21-25	505
*Mar 02	#2 BYU	L 0-3	20-25,25-27,15-25	1689

+ UC Santa Barbara Asics Invitational (4th Place)

* Mountain Pacific Sports Federation match

Record in 3-set matches:3-8 • Record in 4-set matches:1-3 • Record in 5-set matches:2-2