



# 2013 UC SAN DIEGO

# Volleyball

Contact: Doga Gur • dgur@ucsd.edu • 650.353.0153

## RESULTS/SCHEDULE

**7-16 Overall/4-14 MPSF**  
**4-5 Home/2-9 Away/1-2 Neutral**

### January

4	vs. #5 Lewis <sup>1</sup>	W, 3-2
4	vs. #6 UCLA <sup>1</sup>	L, 2-3
5	vs. #7 Long Beach State <sup>1</sup>	L, 2-3
10	<b>#8 USC*</b>	<b>W, 3-0</b>
12	<b>#4 Pepperdine*</b>	<b>L, 0-3</b>
17	<b>#14 Cal Baptist*</b>	<b>W, 3-2</b>
19	at #3 BYU*	L, 0-3
25	<b>#9 Cal State Northridge*</b>	<b>L, 0-3</b>
26	<b>#7 Long Beach State*</b>	<b>L, 1-3</b>
30	<b>Princeton</b>	<b>W, 3-1</b>

### February

1	at #12 UC Santa Barbara*	L, 1-3
2	at #5 UCLA*	L, 0-3
8	at #11 Pacific*	L, 1-3
9	at #4 Stanford*	L, 0-3
15	<b>#15 UC Santa Barbara*</b>	<b>W, 3-0</b>
16	<b>#1 UC Irvine*</b>	<b>L, 0-3</b>
22	at Hope International	W, 3-0

### March

1	at #12 Cal Baptist*	L, 0-3
2	<b>#2 BYU*</b>	<b>L, 0-3</b>
6	at #3 Long Beach State*	L, 0-3
8	at #7 Cal State Northridge*	L, 0-3
15	at #4 Pepperdine*	L, 0-3
16	at #14 USC*	W, 3-2
29	<b>#4 UCLA*</b>	<b>7 p.m.</b>
31	at #2 UC Irvine*	4 p.m.

### April

5	<b>Pacific*</b>	<b>7 p.m.</b>
6	<b>Stanford*</b>	<b>7 p.m.</b>
12	<b>Hawai'i*</b>	<b>7 p.m.</b>
13	<b>Hawai'i*</b>	<b>7 p.m.</b>
20	MPSF Quarterfinals	TBA
25	MPSF Semifinals	TBA
27	MPSF Finals	TBA

### May

2	NCAA Semifinals <sup>2</sup>	TBA
4	NCAA Finals <sup>2</sup>	TBA

<sup>1</sup> UCSB Asics Invitational at Santa Barbara

<sup>2</sup> at Los Angeles (Host: UCLA, New Pauley Pavilion)

\* MPSF match

All times Pacific

## TRITONS RETURN HOME FOR BRUINS, TRAVEL TO PLAY DEFENDING CHAMPS

### Match 24

UCSD (7-16, 4-14) vs. #4 UCLA (15-9, 11-7)  
Friday, Mar. 29 • 7 p.m.  
RIMAC Arena • La Jolla

All-time series..... UCLA leads 52-6  
Last meeting..... 2/1/13 at UCLA (UCLA 3-0)  
Last UCSD win..... 3/30/12 in La Jolla (3-1)  
Last UCLA win..... 2/1/13 at UCLA (3-0)  
UCSD streak..... Lost 2



### Match 25

UCSD (7-16, 4-14) at #2 UC Irvine (17-5, 14-5)  
Sunday, Mar. 31 • 4 p.m.  
Bren Events Center • Irvine

All-time series..... UCI leads 34-10  
Last meeting..... 2/16/13 in Irvine (UCI 3-0)  
Last UCSD win..... 1/12/11 in Irvine (3-1)  
Last UCI win..... 2/16/13 in Irvine (3-0)  
UCSD streak..... Lost 4

## TRITONS FINALLY BACK INSIDE RIMAC

UC San Diego (7-16, 4-14 MPSF) recently had what was supposed to be a season-long five-match road stretch knocked down to a four-match swing, as a contest at UC Irvine previously scheduled for Thursday night, Mar. 28, was moved to Sunday, Mar. 31. The Tritons thus next make their first return to RIMAC Arena since Mar. 2 this Friday night, Mar. 29, playing host to fourth-ranked Mountain Pacific Sports Federation (MPSF) foe UCLA. UCSD then makes the short trip north to Irvine to take on the second-ranked Anteaters (17-5, 14-5 MPF). First serve Sunday inside the Bren Events Center is set for 4 p.m.

## MATCH COVERAGE

All UCSD home matches inside RIMAC Arena feature a live online video stream as well as live stats, both free of charge. Fans can access live video and live stats from the Schedule/Results tab of the men's volleyball page at UCSDtritons.com. Sunday's match in Irvine will have live stats through PrestoSports Prime Time. Follow @UCSDtritons, @UCLAMensVB and @UCIMVB for in-match Twitter updates.

## UCSD SNAPS SKID IN LOS ANGELES

UCSD overturned 1-0 and 2-1 deficits to edge USC in five sets at the Lyon Center its last time out on Saturday, Mar. 16. The result put an end to streaks of five straight losses overall and six in a row in league play. The Tritons' second-set victory also snapped a string of losses in 16 successive games overall and 19 against MPSF opponents. Scores against the Trojans were 23-25, 25-23, 22-25, 25-20 and 15-12. Carl Eberts led all players with 17 kills while Greg Smith added a career-high 13 kills. Cheyne Hayes accounted for a match- and career-high 11 total blocks as UCSD maintained a considerable advantage at the net, 20.0-13.0 in total team blocks. Chase Frishman provided a team-high 11 digs. Fred Stahl had a hand in eight blocks.

## AVCA POLL

UCSD is receiving votes outside of the latest American Volleyball Coaches Association (AVCA) Division I-II Men's Coaches Top 15 Poll, released each Monday. The Tritons were last ranked on Jan. 28 at No. 13.

## DOUBLE-FIGURE TRITONS

Carl Eberts leads the team with 13 matches in 2013 (52 career; three with 20-plus) with double-figure kills, including a season-high 22 (Jan. 17). Nick Iorfino (seven), Cheyne Hayes (six), Vaun Lennon (six), Greg Smith (two), Sebastian Brady (one) and Fred Stahl (one) have also reached the 10-kill mark at least once this season. Chase Frishman has a team-best seven matches (24 career) with double-figure digs, while Kevin McGinnis has three and Eberts, Hayes and Mike Brunsting one apiece.

## EXCLUSIVE 1000-KILL CLUB ON HORIZON FOR EBERTS

In his final season of college volleyball, senior outside hitter Carl Eberts needs only 16 more kills to become just the fifth player in program history to reach the 1,000-kill plateau. The product of Huntington Beach and Edison High School produced 89 kills as a redshirt freshman in 2010, before leading the squad in 2011 and 2012 with 326 and 335 kills, respectively. Eberts would join current members of the 1,000 Club and former teammates Jason Spangler (1,491; 2007-10) and Frank Fritsch (1,403; 2007-10), as well as Jim Waller (1,301; 2001-04) and former Triton women's volleyball head coach (2005-09) and current LMU women's coach Tom Black (1,268; 1993-96). Eberts once again paces the team this season with 234 kills (3.16/set).

## VETERAN DUO MOVING UP ALL-TIME CHARTS

Carl Eberts and Chase Frishman are each moving up separate all-time lists in the UCSD men's volleyball record book. Eberts is now up to fifth in kills with 984. He is seventh in digs (476), sixth in attacks (2,344) and just outside the top-10 list in aces (52; two short). Frishman, meanwhile, is alone in second with 621 digs. Eric Leserman (2006-09) tops that list with 885.

## FRISHMAN HITS DIGS MILESTONES

Senior libero Chase Frishman's first dig of the Jan. 25 meeting with Cal State Northridge was career dig No. 500, making the Dana Point native just the sixth player in program history to reach that total. At Long Beach State on Mar. 6, Frishman then also eclipsed the 600-dig mark, and is now up to No. 2 on the all-time UCSD chart with 621.

## SCOUTING UCLA

The No. 4 Bruins are 15-9 overall and 11-7 in the MPSF, good for a fourth-place tie. UCLA, like UCSD, will have been idle for two weeks since a 3-2 conference road victory after being down 1-0 and 2-1, as the Bruins won at then-eighth-ranked Cal State Northridge on Mar. 15 for their fourth straight. Junior outside hitters Gonzalo Quiroga out of Argentina and seven-foot New Yorker Robert Page are averaging 3.62 and 3.25 kills per set, respectively. Dane Worley, the national player of the week for the week of Mar. 11-17, leads in digs at 1.47 per set while averaging 2.80 kills. Junior setter Connor Bannan (445 assists, 10.85/set) is the younger brother of former Triton Phil Bannan (2008-11), UCSD's all-time leader in assists (4399) and aces (110). UCSD is 6-8 against UCLA over their last 14 meetings since 2008. The Bruins edged the Tritons, 3-2, at the Asics Invitational back on Jan. 4, and 3-0 at New Pauley Pavilion on Feb. 2. UCSD now has one last shot to extend its streak of seasons with at least one victory over the Bruins to six straight. John Speraw is in his first go-around in charge at his alma mater after 10 years at UC Irvine, where he guided the Anteaters to three national championships in the past six years, including the 2012 crown.

## SCOUTING UC IRVINE

Second-ranked defending national champion UC Irvine is 17-5 overall and 14-5 in the MPSF. The Anteaters, in second-place in the league standings behind BYU, host UCLA on Saturday night prior to welcoming the Tritons. Senior outside hitter Kevin Tillie leads UCI with 294 kills (3.92/set) while junior outside hitter Jeremy Dejno is second with 213 (3.00/set). Junior middle blocker Colin Mehring paces the conference in hitting percentage (.500) and the team in blocks (1.32/set). The then-top-ranked Anteaters swept UCSD in their first match-up this season in La Jolla on Feb. 16. UC Irvine leads the all-time series, 34-10, and has won four straight meetings since a 3-1 Triton victory in Irvine on Jan. 12, 2011. David Kniffin is in his first year in charge at UC Irvine after replacing John Speraw, who left for his alma mater, UCLA, in the off-season.

## FIRST-EVER PROGRAM SWEEPS OF USC

Following its first-ever 3-0 sweep over then-eighth-ranked USC in its 2013 home opener in La Jolla on Jan. 10, UCSD completed the first season sweep of the No. 14 Trojans in program history when it won 3-2 at the Lyon Center on Mar. 16. The Tritons are 8-38 all-time in 46 meetings, with four triumphs now in Los Angeles. The Jan. 10 result snapped a seven-match losing skid against USC.

## TRITON BLOCK PARTY AT USC

UCSD produced a team block total of 20.0 in its 3-2 win at USC on Mar. 16, the third-highest mark in the entire Mountain Pacific Sports Federation (MPSF) in 2013. It was the most blocks by the Tritons in a single match since they had an identical 20.0 during a 3-2 home win over Hawai'i on Mar. 14, 2009. Cheyne Hayes' match-high 11 blocks were the most by a UCSD player since all-time leader Calvin Ross posted a pair of 12-block efforts at home versus USC (3/6) and Hawai'i (3/14) in 2009. It is also tied for the fourth-best individual total in the MPSF this season. Hayes and Fred Stahl (8) accounted for UCSD's top two outputs of 2013.

## DOUBLE-DOUBLES

Mike Brunsting posted his second career double-double at No. 11 Pacific on Friday, Feb. 8, with match highs of 46 assists and 15 digs, the latter total also a career high for the junior setter. Cheyne Hayes had produced the season's first double-double by a Triton, against then-seventh-ranked Long Beach State on Jan. 5. Hayes had a team-high 18 kills to go along with a match-high 15 digs in the 3-2 loss to the 49ers in the third-place match of the UCSB Asics Invitational. Both totals were career highs. UCSD had two double-doubles during the 2012 season, by Carl Eberts (1/14 vs. NJIT: 15 kills and 11 digs) and Brunsting (1/14 vs. NJIT: 12 digs and 55 assists).

## AVCA NATIONAL POLL

March 25

Rank	School (1st-Place Votes)	Last Week
1	BYU (16)	1
2	UC Irvine	2
3	Long Beach State	4
4	UCLA	5
5	Pepperdine	3
6	Stanford	6
7	Cal Baptist	11
8	UC Santa Barbara	T-9
9	Lewis	7
10	Cal State Northridge	T-9
11	Ohio State	8
12	Hawai'i	12
13	Penn State	13
14	Loyola-Chicago	14
15	Ball State	NR

### UCSD in the AVCA Poll

Preseason	RV
January 7	14
January 14	13
January 21	12
January 28	13
February 4	RV
February 11	RV
February 18	RV
February 25	RV
March 4	RV
March 11	NR
March 18	RV
March 25	RV
April 1	
April 8	
April 15	
April 22	

## MPSF STANDINGS

Through March 25

Team	MPSF	Overall
BYU	16-2	17-3
UC Irvine	14-5	17-5
Long Beach State	13-6	17-7
UCLA	11-7	15-9
Pepperdine	11-7	12-7
Stanford	9-8	12-8
UC Santa Barbara	8-10	11-12
Cal Baptist	8-10	12-12
Cal State Northridge	8-10	10-10
Hawai'i	8-12	9-14
USC	5-13	5-13
<b>UC San Diego</b>	<b>4-14</b>	<b>7-16</b>
Pacific	3-14	6-15

## MPSF COACHES' POLL

Preseason

Rank	Team (First-Place Votes)	Points
1	UC Irvine (11)	143
2	BYU (2)	134
3	Pepperdine	113
4	Stanford	110
5	UCLA	94
6	Long Beach State	85
7	USC	83
8	Cal State Northridge	61
9	UC Santa Barbara	55
10	Cal Baptist	49
11	Pacific	35
12	Hawai'i	30
13	<b>UC San Diego</b>	<b>22</b>

## QUICK FACTS

### The University

Location	La Jolla, CA 92093
Founded	1960
Enrollment	29,324
Colors	Blue and Gold
Nickname	Tritons
Affiliation	NCAA Division II
Conference	Mountain Pacific Sports Federation
Chancellor	Dr. Pradeep K. Khosla
Athletics Director	Earl W. Edwards
Athletics Phone	858.534.4211
Facility (Capacity)	RIMAC Arena (5,000)
Press Row Phone	650.353.0153

### Coaching Staff

Head Coach	Kevin Ring, 8th Season
Alma Mater	UC San Diego '96
Record at UCSD (Years)	66-158 (8th)
Overall Record (Years)	66-158 (8th)
Email	myball@ucsd.edu
Assistant Coach	Paul Warren, 7th Season
Alma Mater	UC San Diego '92
Assistant Coach	Brett Alderman, 1st Season
Assistant Coach	JJ Van Niel, 2nd Season
Alma Mater	USC '98
Volleyball Phone	858.534.8443
Assistants' Email	myball@ucsd.edu

### 2012 Season

Overall Record	9-19
MPSF Record (Finish)	6-16 (9th)
Final AVCA Ranking	13th
Highest AVCA Ranking	11th
Postseason	None

### 2013 Season

Starters Returning/Lost	6 (plus libero)/0
Letterwinners Returning/Lost	13/4
Returning Redshirts	1
Newcomers	8

### Team History

First Season	1968
Overall Record Through 2012	246-624
First Season in NCAA Division II	2001
NCAA Division III National Titles	1 (2000)
NAIA National Titles	1 (1970)

### Communications

Men's Volleyball Contact	Doga Gur
Email	dgur@ucsd.edu
Phone	650.353.0153
Press Row Phone	650.353.0153

### On the Web

UCSD Athletics	UCSDtriton.com
MPSF	mpsports.org
AVCA	avca.org
NCAA	ncaa.com/sports/volleyball-men/d1

### Social

Facebook	facebook.com/UCSDtriton
Twitter	twitter.com/UCSDtriton
YouTube	youtube.com/UCSDathletics
SmugMug	ucsdtriton.smugmug.com




UCSDtriton



@UCSDtriton



#1 Shaw




#2 McGinnis




#3 Elie



#5 Frishman



#6 Barber



#7 Eberts



#8 Loria



#10 Brunsting




#11 Metzger



#12 Lennon



#13 Hayes



#14 Dempsey



#15 Schnitzer



#16 Schow



#17 Smith



#18 Brady



#20 Iorfino



#22 Lake



#23 Stahl



#24 Laughrea



#25 Currey



#26 Swartzbaugh



Awerkamp



HC Ring



AC Warren



AC Alderman



AC Van Niel

## ROSTER

No.	Name	Pos.	Ht.	Yr.	Hometown/High School/Last School
1	Elliott Shaw	OH	6-3	Fr.	Mission Viejo/Capistrano Valley
2	Kevin McGinnis	L	6-0	So.	Glen Ellyn, IL/Glenbard West
3	Ganesh Elie	MB	6-7	Fr.	Sunnyvale/Homestead
5	Chase Frishman	L	6-1	Sr.	Dana Point/Dana Hills
6	Eric Barber	OH	6-5	RFr.	Santa Monica/Santa Monica
7	Carl Eberts (C)	OH	6-5	Sr.	Huntington Beach/Edison
8	Kyle Loria	OH	6-2	Fr.	Rocklin/Rocklin
10	Mike Brunsting	S	6-5	Jr.	Poway/Francis Parker School
11	Scot Metzger	OH	6-4	So.	Crestwood, MO/St. Louis University
12	Vaun Lennon (C)	OH	6-3	Jr.	Los Angeles/Loyola
13	Cheyne Hayes	OPP	6-4	So.	Creston/Paso Robles
14	Garrett Dempsey	S	6-2	So.	Palos Heights, IL/Marist
15	Mathew Schnitzer	MB	6-6	Fr.	Los Alamitos/Los Alamitos
16	Joel Schow	MB	6-6	So.	San Francisco/St. Ignatius College Prep
17	Greg Smith	MB	6-5	Sr.	Fullerton/EI Dorado/Golden West College
18	Sebastian Brady (C)	MB	6-7	Jr.	Chico/Chico
20	Nick Iorfino	OH	6-2	So.	Huntington Beach/Huntington Beach
22	Josh Lake	OPP	6-5	Fr.	Poway/Poway
23	Fred Stahl	MB	6-6	Jr.	Sunnyvale/Bellarmine College Prep
24	Matt Laughrea	OH	6-2	Fr.	Rocklin/Rocklin
25	Grant Currey	S	6-2	Fr.	Rocklin/Rocklin
26	Cory Swartzbaugh	OPP	6-7	Fr.	Laguna Niguel/Dana Hills
	Johl Awerkamp	OPP	6-7	Jr.	Mission Viejo/Trabuco Hills/Orange Coast College

### Head Coach

Kevin Ring, 8th Season (UCSD '96)

### Assistant Coaches

Paul Warren, Brett Alderman, JJ Van Niel

### By Position

#### Liberos (2)

- 2 Kevin McGinnis
- 5 Chase Frishman

#### Middle Blockers (6)

- 3 Ganesh Elie
- 15 Mathew Schnitzer
- 16 Joel Schow
- 17 Greg Smith
- 18 Sebastian Brady
- 23 Fred Stahl

#### Opposites (4)

- 13 Cheyne Hayes
- 22 Josh Lake
- 26 Cory Swartzbaugh
- Johl Awerkamp

#### Outside Hitters (8)

- 1 Elliott Shaw
- 6 Eric Barber
- 7 Carl Eberts
- 8 Kyle Loria
- 11 Scot Metzger
- 12 Vaun Lennon
- 20 Nick Iorfino
- 24 Matt Laughrea

#### Setters (3)

- 10 Mike Brunsting
- 14 Garrett Dempsey
- 25 Grant Currey

### By Year

#### Freshmen (8)

- 1 Elliott Shaw
- 3 Ganesh Elie
- 8 Kyle Loria
- 15 Mathew Schnitzer
- 22 Josh Lake
- 24 Matt Laughrea
- 25 Grant Currey
- 26 Cory Swartzbaugh

#### Redshirt Freshmen (1)

- 6 Eric Barber

#### Sophomores (6)

- 2 Kevin McGinnis
- 11 Scot Metzger
- 13 Cheyne Hayes
- 14 Garrett Dempsey
- 16 Joel Schow
- 20 Nick Iorfino

#### Juniors (5)

- 10 Mike Brunsting
- 12 Vaun Lennon
- 18 Sebastian Brady
- 23 Fred Stahl
- Johl Awerkamp

#### Seniors (3)

- 5 Chase Frishman
- 7 Carl Eberts
- 17 Greg Smith

### Pronunciations

- 3 **Ganesh Elie** gah-NAYSH ELL-ee
- 7 **Carl Eberts** E-berts (hard E)
- 8 **Kyle Loria** LOR-ee-ah
- 10 **Mike Brunsting** BRUNN-sting
- 13 **Cheyne Hayes** SHANE
- 16 **Joel Schow** (rhymes with COW)
- 20 **Nick Iorfino** EYE-or-FEE-no
- 23 **Fred Stahl** (rhymes with BALL)
- 24 **Matt Laughrea** LOCK-ray
- 26 **Cory Swartzbaugh** SWORTS-baw
- Johl Awerkamp** JOEL OW-er-camp



UCSDtritons



@UCSDtritons

**UCSDtritons.com**



## HEAD COACH KEVIN RING



The 2013 season is former Triton player Kevin Ring's eighth as head coach of the UCSD men's volleyball program.

Ring's 2012 squad finished with a 9-19 overall record and placed ninth in the ultra-competitive Mountain Pacific Sports Federation (MPSF) with a 6-16 mark, narrowly missing a berth in the eight-team league tournament. UCSD recorded upsets over No. 3 UCLA, No. 9 Long Beach State, No. 11 Hawai'i, No. 12 UC Santa Barbara and No. 13 Cal State Northridge. The team strung together an unprecedented five-match win streak in league play, three of those victories on the road.

For the second straight year, the Tritons climbed to as high as No. 11 in the AVCA national poll.

Outside hitter Carl Eberts and libero Chase Frishman earned All-MPSF honorable mention. Outside hitter Vaun Lennon was tabbed the AVCA National Player of the Week in early April, becoming the second Triton to garner that distinction in the history of the program. Additionally, six players were named MPSF All-Academic in 2012.

UCSD finished with five MPSF wins in 2011, producing upsets at defending national champion and fourth-ranked Stanford, at No. 5 UCLA, at No. 7 UC Irvine, at No. 11 Pepperdine and at home against No. 11 Hawai'i. The sweep at Stanford marked not only the Tritons' first-ever triumph at Maples Pavilion, but also snapped the 18-match home win streak of the Cardinal.

On March 24, 2011, UCSD hosted third-ranked Ohio State and took a four-set victory over the Buckeyes, who went on to win the national championship.

Senior setter Phil Bannan was an All-MPSF Second Team selection after becoming UCSD's all-time leader in assists and service aces. Ring also graduated middle blocker Calvin Ross, who took over as the school's career leader in blocks. Four Tritons were named MPSF All-Academic in 2011.

In 2010, the Tritons were ranked in the top-15 nationally through the entire year and collected six conference wins for the campaign, including two each over UCLA and Pepperdine. Bannan picked up All-MPSF honorable mention for the second straight year.

Ring led the 2009 squad to its most successful in program history. The Tritons won a Division II-best 13 matches and nearly qualified for the MPSF Tournament, being eliminated during the final weekend of conference play. UCSD defeated several ranked teams, including a win over UCLA for the second consecutive season. The Tritons finished the year ranked No. 11 and Ring was named MPSF Coach of the Year.

While maintaining a high level of success on the court and in the classroom, Ring and his players have kept a clear focus on giving back to the community. For the past several years, the Tritons have held regular volleyball clinics with Big Brothers Big Sisters of San Diego County.

Before being elevated to the head-coaching position on June 15, 2005, Ring spent the previous nine years as an assistant for the UCSD men's squad. He served as the top assistant for Duncan McFarland in 1997 and 1998, for Jon Stevenson in 1999 and for Ron Larsen between 2000-05. Ring helped guide the Tritons to an NCAA Division III national championship in 2000.

In addition to his duties at UCSD, Ring was an adjunct faculty member in the Department of Chemistry and Biochemistry at the University of San Diego. He also served as an assistant coach for the Torero women's volleyball team in 2004-05.

Ring got his start at UCSD serving as the men's volleyball team manager from 1989-91 before playing on the team for three seasons.

Ring was the full-time team manager for the USA men's national team from 1991-93 and continued on as a technical advisor through 1996. He accompanied the national team to the 1992 Olympic Games in Barcelona and the 1996 Games in Atlanta. The 1992 squad left Spain with a bronze medal.

Ring earned two degrees from UCSD, graduating with a bachelor's degree in biochemistry in 1996, followed by a master's degree in chemistry in 1998. A native of Oregon, he played prep volleyball at Sheldon High School in Eugene.

## IN THE NATIONAL RANKINGS

Through matches played Mar. 24, Chase Frishman ranks 20th nationally in the NCAA Division I-II in digs per set (2.34). Fred Stahl is 24th in blocks per set (1.05). UCSD is 23rd in digs per set (8.83), 24th in assists per set (11.18), 26th in kills per set (11.81), 29th in blocks per set (2.08) and 30th in hitting percentage (0.216).

## IN THE MPSF

Through matches played Mar. 24, Chase Frishman is fifth in the MPSF in digs at 2.34 per set. Garrett Dempsey (7.67/set) and Mike Brunsting (5.90/set) are 13th and 14th, respectively, in assists, with Fred Stahl 12th in blocks (1.05/set). UCSD is sixth in the conference in team digs (8.83/set), and is 11th in assists (11.18/set), kills (11.81/set) and blocks (2.08/set). Last year, Carl Eberts ranked 14th in both kills (3.22/set) and points (3.77/set), while Frishman was third in digs (2.28/set). UCSD ranked sixth in digs (8.60/set).

## LENNON CHOSEN TO ASICS INVITATIONAL ALL-TOURNAMENT TEAM

Junior outside hitter Vaun Lennon represented UCSD on the seven-player All-Tournament Team of the 2013 UC Santa Barbara Asics Invitational. He was the lone Triton to achieve double-digit kill totals in all three matches, with 13 in the come-from-behind win over Lewis, 12 against UCLA and 16 more in the third-place match versus Long Beach State. The Los Angeles native also produced seven digs in all three contests and was a UCSDtritos.com Athlete of the Week.

## BEST-EVER FOURTH-PLACE ASICS FINISH

UCSD made its first championship semifinal appearance at the UC Santa Barbara Asics Invitational on Friday, Jan. 4, after rallying to take down No. 5 Lewis in five sets earlier that day. With back-to-back 3-2 losses to UCLA and Long Beach State, the Tritons finished a best-ever fourth at the tourney. UCSD went an identical 1-2 but placed seventh in both 2010 and 2011.

## EBERTS AND FRISHMAN BACK FOR ONE FINAL CAMPAIGN

The Tritons return their senior tandem of Carl Eberts and Chase Frishman in 2013 for one final season of their stellar college careers. The duo each earned All-Mountain Pacific Sports Federation honorable mention a year ago. Frishman recently garnered preseason All-America honorable mention from Off the Block. Eberts is a fifth-year senior out of Huntington Beach who redshirted as a true freshman in 2009. Frishman, a native of Dana Point, is in his fourth year in the program. The only other senior on head coach Kevin Ring's 2013 roster is third-year Triton Greg Smith, a middle blocker out of Fullerton.

## UCSD CAPTAINS

Team tri-captains for the 2013 season were designated as senior Carl Eberts and juniors Sebastian Brady and Vaun Lennon. Eberts is now a three-time captain in his fifth season in the program. He was co-captains with Brady in 2012. Lennon is in his first year as a Triton captain.

## A PROUD TRADITION OF ACADEMIC AND ATHLETIC EXCELLENCE

UCSD had six players earn Mountain Pacific Sports Federation (MPSF) All-Academic honors a season ago, with all six Tritons returning for the current 2013 campaign. Those players are seniors Carl Eberts and Chase Frishman, juniors Sebastian Brady, Mike Brunsting and Vaun Lennon, and sophomore Cheyne Hayes. UCSD was tied with Pacific and Stanford for the most MPSF All-Academic players for 2012. Eberts is now a three-time selection while Frishman has earned the award in two successive years.

## FOLLOW THE TRITONS

There are more ways than ever to follow the Tritons. You've always got UCSD-tritos.com at your fingertips, but our social media scene continues to grow. Get instant updates on Twitter and like us on Facebook. For a more visual approach, watch our YouTube channel. Follow the Tritons all year long on social media for behind-the-scenes looks!


## UCLA TO HOST NCAA CHAMPIONSHIP

UCLA will play host to the 2013 NCAA Men's Volleyball Championship at the New Pauley Pavilion in Los Angeles. The two semifinals will be held on May 2, with the national title match taking place on May 4. For tickets, call 310.825.2946 or go to UCLABruins.com. This will be the second straight year that the event has been held in Los Angeles, after USC hosted the 2012 installment at the Galen Center. For complete information on the championship, visit <http://www.ncaa.com/championships/volleyball-men/d1>.

## MATCH-BY-MATCH LEADERS

	<u>Kills</u>	<u>Assists</u>	<u>Aces</u>	<u>Digs</u>	<u>Blocks</u>	<u>Points</u>
1/4 vs. LEWIS	Eberts 16	Dempsey 49	Brunsting 2*	Frishman 13*	Brady 6*	Eberts 17.5
1/4 vs. UCLA	Eberts 16	Dempsey 45	Lennon 2	McGinnis 10	Brady/Hayes 3	Eberts 18.0
1/5 vs. LBSU	Hayes 18	Dempsey 44*	Brady/Lennon/Smith 1	Hayes 15*	Brady/Hayes 5	Hayes 21.0
1/10 vs. USC	Eberts 16*	Dempsey 29*	Hayes 2*	Eberts 9*	Stahl 6*	Eberts 19.0*
1/12 vs. PEPP	Hayes 11*	Brunsting 14	-	Brunsting 8*	Eberts/Dempsey 1	Hayes 11.0
					Brady/Stahl	
1/17 vs. CBU	Eberts 22*	Brunsting 25	Hayes 2*	Frishman 11*	Stahl 6*	Eberts 23.0*
1/19 at BYU	Eberts 13*	Dempsey 28*	-	Eberts 7*	Schow 3	Eberts 14.0
1/25 vs. CSUN	Eberts 12	Dempsey 30	Lennon/Hayes/Brunsting 1	Frishman 9*	Hayes/Stahl 3	Eberts 13.5
1/26 vs. LBSU	Lennon 11	Brunsting 27	-	Frishman 11*	Stahl/Brunsting 2	Lennon/Iorfino 11.0
					Smith/Iorfino	
1/30 vs. PRIN	Lennon 13	Dempsey 41*	Dempsey/Brady 1	Eberts 11	Stahl 7*	Hayes 16.0*
			Stahl/Hayes			
2/1 at UCSB	Iorfino 19*	Dempsey 37	Brunsting 1	Frishman 8	Stahl 7	Iorfino 20.5*
2/2 at UCLA	Eberts 10	Brunsting 27	-	McGinnis 11*	Brady 4*	Eberts 11.0
2/8 at UOP	Hayes 15*	Brunsting 46*	Brunsting/Hayes 1	Brunsting 15*	Brunsting/Stahl 5	Hayes 16.5*
2/9 at STAN	Stahl 10	Brunsting 26	Eberts/Hayes 1	Brunsting 9*	Brady/Stahl 3	Stahl 11.5
2/15 vs. UCSB	Iorfino 12*	Brunsting 38*	Stahl 2*	Frishman 13*	Stahl 4*	Eberts 14.0*
2/16 vs. UCI	Hayes 14*	Brunsting 27	Lennon 1*	Eberts/Brunsting 5*	Eberts/Brady 2	Hayes 14.0*
2/22 at HIU	Eberts 15*	Brunsting 28*	Brunsting 3*	Frishman 9	Hayes/Brady/Smith 3*	Eberts 15.5*
3/1 at CBU	Hayes 8	Brunsting 20	Stahl 1	Frishman 11*	Eberts/Brunsting/Stahl 1	Hayes 8.0
3/2 vs. BYU	Eberts 15*	Dempsey 27	Eberts 2*	Eberts/Dempsey/Frishman 8*	Eberts/Smith 1	Eberts 17.5*
3/6 at LBSU	Iorfino 11	Dempsey 28	Dempsey/Smith/Iorfino 1*	Frishman 5*	Eberts/Hayes/Iorfino/Stahl 1	Iorfino 13.0
3/8 at CSUN	Iorfino 11	Dempsey 12	Hayes 1	Frishman 6	Stahl 6*	Iorfino 12.5
3/15 at PEPP	Smith 9	Brunsting 23	Brunsting 2	Brunsting 5	Smith 4	Smith 11.0
3/16 at USC	Eberts 17*	Brunsting 41	Brunsting/Stahl 2*	Frishman 11	Hayes 11*	Eberts 18.5*
3/29 vs. UCLA	-	-	-	-	-	-
3/31 at UCI	-	-	-	-	-	-
4/5 vs. UOP	-	-	-	-	-	-
4/6 vs. STAN	-	-	-	-	-	-
4/12 vs. UH	-	-	-	-	-	-
4/13 vs. UH	-	-	-	-	-	-

\*match high



**UCSDtritons.com**

## VOLLEYBALL MAGAZINE POLL

March 26		
<u>Rank</u>	<u>School (1st-Place Votes)</u>	<u>Last Week</u>
1	BYU (10)	1
2	UC Irvine	2
3	Long Beach State	4
4	UCLA	5
5	Pepperdine	3
6	Stanford	7
7	Lewis	8
8	UC Santa Barbara	10
9	Cal State Northridge	9
10	Cal Baptist	RV

### UCSD in the VBM Poll

January 8.....	RV
January 15.....	RV
January 22.....	RV
January 29.....	RV
February 5.....	NR
February 12.....	NR
February 19.....	NR
February 26.....	NR
March 5.....	NR
March 12.....	NR
March 19.....	NR
March 26.....	NR
April 2.....	
April 9.....	

## CAREER AND SEASON HIGHS

### 1 • Elliott SHAW • OH

Stat	2013 High	Career High
Kills	1, 3/1 at CBU	1, 3/1/13 at CBU
Hit% (min. 10 A)	-	-
Assists	-	-
Aces	-	-
Digs	3, 3/1 at CBU	3, 3/1/13 at CBU
Blocks	-	-
Points	1.0, 3/1 at CBU	1.0, 3/1/13 at CBU

### 2 • Kevin McGINNIS • L

Stat	2013 High	Career High
Kills	-	-
Assists	3, 1/5 vs. Long Beach State	3, 2 times (last 1/5/13 vs. LBSU)
Aces	-	-
Digs	11, 2 times (last 2/2 at UCLA)	12, 1/11/12 vs. Loyola
Points	-	-

### 3 • Ganesh ELIE • MB

Stat	2013 High	Career High
Kills	-	-
Hit% (min. 10 A)	-	-
Assists	-	-
Aces	-	-
Digs	-	-
Blocks	-	-
Points	-	-

### 5 • Chase FRISHMAN • L

Stat	2013 High	Career High
Kills	1, 2/22 at HIU	1, 2/22/13 at HIU
Assists	4, 2/8 at UOP	4, multiple times (last 2/8/13 at UOP)
Aces	-	1, 2 times (last 2/3/12 at HIU)
Digs	13, 1/4 vs. Lewis	19, 3/30/12 vs. UCLA
Points	1.0, 2/22 at HIU	1.0, 3 times (last 2/22/13 at HIU)

### 6 • Eric BARBER • OH

Stat	2013 High	Career High
Kills	-	-
Hit% (min. 10 A)	-	-
Assists	-	-
Aces	-	-
Digs	-	-
Blocks	-	-
Points	-	-

### 7 • Carl EBERTS • OH

Stat	2013 High	Career High
Kills	22, 1/17 vs. Cal Baptist	22, 3 times (last 1/17/13 vs. CBU)
Hit% (min. 10 A)	.562 (9-0-16), 2/16 vs. UCI	.611 (14-3-18), 3/8/12 at UCLA
Assists	2, 2 times (last 1/26 vs. LBSU)	3, 4 times (last 1/27/12 vs. Pepp.)
Aces	2, 3/2 vs. BYU	3, 3 times (last 2/17/12 vs. Pacific)
Digs	11, 1/30 vs. Princeton	12, 1/26/11 vs. Princeton
Blocks	5, 1/10 vs. USC	6, 2 times (last 2/3/12 at HIU)
Points	23.0, 1/17 vs. Cal Baptist	24.5, 3/12/11 at Pepperdine

### 8 • Kyle LORIA • OH

Stat	2013 High	Career High
Kills	-	-
Hit% (min. 10 A)	-	-
Assists	-	-
Aces	-	-
Digs	-	-
Blocks	-	-
Points	-	-

### 10 • Mike BRUNSTING • S

Stat	2013 High	Career High
Kills	5, 2 times (last 2/9 at STAN)	14, 3/12/11 at Pepperdine
Hit% (min. 10 A)	-	.429 (8-2-14), 1/28/11 vs. Hawai'i
Assists	46, 2/8 at UOP	62, 2/11/12 vs. BYU
Aces	3, 2/22 at HIU	4, 1/27/12 vs. Pepperdine
Digs	15, 2/8 at UOP	15, 2/8/13 at UOP
Blocks	5, 2/8 at UOP	5, 2 times (last 2/8/13 at UOP)
Points	6.5, 1/17 vs. Cal Baptist	18.0, 3/12/11 at Pepperdine

### 11 • Scot METZGER • OH

Stat	2013 High	Career High
Kills	-	5, 1/27/12 vs. Pepperdine
Hit% (min. 10 A)	-	.125 (5-3-16), 1/27/12 vs. Pepperdine
Assists	-	1, 1/27/12 vs. Pepperdine
Aces	-	1, 3 times (last 2/9/12 vs. BYU)
Digs	-	2, 2 times (last 2/9/12 vs. BYU)
Blocks	-	0
Points	-	5.0, 1/27/12 vs. Pepperdine

### 12 • Vaun LENNON • OH

Stat	2013 High	Career High
Kills	16, 1/5 vs. Long Beach State	25, 2/11/12 vs. BYU
Hit% (min. 10 A)	.615 (9-1-13), 1/19 at BYU	.632 (13-1-19), 3/31/12 vs. UCSB
Assists	2, 2 times (last 2/16 vs. UCI)	2, 6 times (last 2/16/13 vs. UCI)
Aces	2, 1/4 vs. UCLA	4, 1/11/12 vs. Loyola
Digs	7, 3 times (last 1/5 vs. LBSU)	9, 4 times (last 4/5/12 at USC)
Blocks	4, 3/16 at USC	4, 4 times (last 3/16/13 at USC)
Points	18.5, 1/5 vs. Long Beach State	26.5, 2/11/12 vs. BYU

### 13 • Cheyne HAYES • OPP

Stat	2013 High	Career High
Kills	18, 1/5 vs. Long Beach State	18, 1/5/13 vs. Long Beach State
Hit% (min. 10 A)	.500 (14-4-20), 2/16 vs. UCI	.500 (14-4-20), 2/16/13 vs. UCI
Assists	1, 3 times (last 3/6 at LBSU)	1, 4 times (last 3/6/13 at LBSU)
Aces	2, 2 times (last 1/17 vs. Cal Baptist)	3, 2/3/12 at Hope International
Digs	15, 1/5 vs. Long Beach State	15, 1/5/13 vs. Long Beach State
Blocks	11, 3/16 at USC	11, 3/16/13 at USC
Points	21.0, 1/5 vs. Long Beach State	21.0, 1/5/13 vs. Long Beach State

### 14 • Garrett DEMPSEY • S

Stat	2013 High	Career High
Kills	1, 5 times (last 2/1 at UCSB)	2, 4/12/12 vs. Cal Baptist
Hit% (min. 10 A)	-	-
Assists	49, 1/4 vs. Lewis	50, 3/16/12 at CSUN
Aces	1, 2 times (last 3/6 at LBSU)	1, 7 times (last 3/6/13 at LBSU)
Digs	9, 1/4 vs. Lewis	9, 2 times (last 1/4/13 vs. Lewis)
Blocks	1, 5 times (last 2/1 at UCSB)	2, 3/15/12 at Long Beach State
Points	1.5, 3 times (last 2/1 at UCSB)	3.0, 3/15/12 at Long Beach State

### 15 • Mathew SCHNITZER • MB

Stat	2013 High	Career High
Kills	-	-
Hit% (min. 10 A)	-	-
Assists	-	-
Aces	-	-
Digs	-	-
Blocks	-	-
Points	-	-

### 16 • Joel SCHOW • MB

Stat	2013 High	Career High
Kills	1, 1/19 at BYU	1, 1/19/13 at BYU
Hit% (min. 10 A)	-	-
Assists	2, 1/19 at BYU	2, 1/19/13 at BYU
Aces	-	-
Digs	2, 1/19 at BYU	2, 1/19/13 at BYU
Blocks	3, 1/19 at BYU	3, 1/19/13 at BYU
Points	2.5, 1/19 at BYU	2.5, 1/19/13 at BYU

### 17 • Greg SMITH • MB

Stat	2013 High	Career High
Kills	13, 3/16 at USC	13, 3/16/13 at USC
Hit% (min. 10 A)	.538 (9-2-13), 3/15 at PEP	.615 (8-0-13), 1/21/12 at UC Irvine
Assists	-	1, 1/5/12 at Hawai'i
Aces	1, 2 times (last 3/6 at LBSU)	1, 4 times (last 3/6/13 at LBSU)
Digs	2, 2 times (last 1/4 vs. UCLA)	3, 2 times (1/15/12 at Grand Canyon)
Blocks	4, 2 times (last 3/16 at USC)	7, 1/6/12 at Hawai'i
Points	15.0, 3/16 at USC	15.0, 3/16/13 at USC

## CAREER AND SEASON HIGHS

### 18 • Sebastian BRADY • MB

Stat	2013 High	Career High
Kills	12, 1/4 vs. Lewis	15, 2/24/11 at BYU
Hit% (min. 10 A)	.800 (8-0-10), 1/25 vs. CSUN	.800 (8-0-10), 1/25/13 vs. CSUN
Assists	1, 5 times (last 3/16 at USC)	2, 1/7/11 vs. CSUN
Aces	1, 3 times (last 1/30 vs. PRIN)	1, 14 times (last 1/30/13 vs. PRIN)
Digs	3, 3 times (last 2/2 at UCLA)	5, 1/14/12 vs. NJIT
Blocks	6, 1/4 vs. Lewis	7, 4/9/11 at Long Beach State
Points	17.0, 1/4 vs. Lewis	18.5, 2/24/11 at BYU

### 20 • Nick IORFINO • OH

Stat	2013 High	Career High
Kills	19, 2/1 at UCSB	19, 2/1/13 at UCSB
Hit% (min. 10 A)	.556 (12-2-18), 2/15 vs. UCSB	.556 (12-2-18), 2/15/13 vs. UCSB
Assists	2, 2/9 at STAN	2, 2 times (last 2/9/13 at STAN)
Aces	1, 3 times (last 3/6 at LBSU)	1, 6 times (last 3/6/13 at LBSU)
Digs	8, 2/15 vs. UCSB	8, 2/15/13 vs. UCSB
Blocks	3, 2 times (last 3/15 at PEP)	3, 4 times (last 3/15/13 at PEP)
Points	20.5, 2/1 at UCSB	20.5, 2/1/13 at UCSB

### 22 • Josh LAKE • OPP

Stat	2013 High	Career High
Kills	1, 2/2 at UCLA	1, 2/2/13 at UCLA
Hit% (min. 10 A)	-	-
Assists	1, 2/2 at UCLA	1, 2/2 at UCLA
Aces	-	-
Digs	4, 2/9 at STAN	4, 2/9/13 at STAN
Blocks	1, 2/2 at UCLA	1, 2/2/13 at UCLA
Points	1.5, 2/2 at UCLA	1.5, 2/2/13 at UCLA

### 23 • Fred STAHL • MB

Stat	2013 High	Career High
Kills	10, 2/9 at STAN	13, 2 times (last 3/9/12 at UCSB)
Hit% (min. 10 A)	.500 (7-1-12), 2/15 vs. UCSB	.611 (13-2-18), 3/9/12 at UCSB
Assists	1, 2/22 at HIU	2, 2/11/12 vs. BYU
Aces	2, 2 times (last 3/16 at USC)	2, 3 times (last 3/16/13 at USC)
Digs	5, 1/17 vs. Cal Baptist	6, 3/16/12 at CSUN
Blocks	8, 3/16 at USC	8, 3/16/13 at USC
Points	11.5, 2 times (last 2/15 vs. UCSB)	16.5, 3/9/12 at UC Santa Barbara

### 24 • Matt LAUGHREA • OH

Stat	2013 High	Career High
Kills	-	-
Hit% (min. 10 A)	-	-
Assists	-	-
Aces	-	-
Digs	-	-
Blocks	-	-
Points	-	-

### 25 • Grant CURREY • S

Stat	2013 High	Career High
Kills	-	-
Hit% (min. 10 A)	-	-
Assists	3, 3/6 at LBSU	3, 3/6/13 at LBSU
Aces	-	-
Digs	-	-
Blocks	-	-
Points	-	-

### 26 • Cory SWARTZBAUGH • OPP

Stat	2013 High	Career High
Kills	5, 1/26 vs. Long Beach State	5, 1/26/13 vs. Long Beach State
Hit% (min. 10 A)	.273 (5-2-11), 1/26 vs. LBSU	.273 (5-2-11), 1/26/13 vs. LBSU
Assists	-	-
Aces	-	-
Digs	-	-
Blocks	1, 4 times (last 3/15 at PEP)	1, 4 times (last 3/15/13 at PEP)
Points	5.5, 1/26 vs. Long Beach State	5.5, 1/26/13 vs. Long Beach State

## UCSD SIGNING CLASS FOR 2014

Player	Pos.	Ht.	Hometown/Current School	Club
Griffin Galvin	L	5-11	Folsom/Vista del Lago HS	NCVC
Adam Martell	OPP	6-7	Pewaukee, WI/Kettle Moraine HS	NSMVC



### MPSF MOLTEN PLAYER OF THE WEEK

1/7	Levi Cabral	Sr.	OH	Cal Baptist
1/14	Dane Worley	Jr.	OH	UCLA
1/21	Taylor Crabb	Jr.	OH	LBSU
1/28	Sinisa Zarkovic	Fr.	OH	Hawai'i
2/4	Dalton Ammerman	Jr.	OH	LBSU
2/11	John Baker	Sr.	OPP	CSUN
2/18	Maurice Torres	Sr.	OPP	Pepperdine
2/25	Ben Patch	Fr.	OH	BYU
3/4	Ben Patch	Fr.	OH	BYU
3/11	Sinisa Zarkovic	Fr.	OH	Hawai'i
3/18	Matt West	So.	S	Pepperdine
3/25	Ryan Boyce	Sr.	S	BYU
4/1	-			
4/8	-			

### AVCA NATIONAL PLAYER OF THE WEEK

1/8	Jeremy Dejno	Jr.	OH	UC Irvine
1/15	Robert Feathers	So.	MB	USC
1/22	Taylor Sander	Jr.	OH	BYU
1/29	Taylor Hughes	Sr.	OH	Pacific
2/5	Dalton Ammerman	Jr.	OH	LBSU
2/12	Eric Fitterer	So.	OPP	Lewis
2/19	DJ White	So.	OH	Harvard
2/26	Ben Patch	Fr.	OH	BYU
3/5	Ben Patch	Fr.	OH	BYU
3/12	Sinisa Zarkovic	Fr.	OH	Hawai'i
3/19	Dane Worley	Jr.	OH	UCLA
3/26	Ryan Boyce	Sr.	S	BYU
4/2	-			
4/9	-			

# Volleyball Box Score

## 2013 UC San Diego Men's Volleyball

### UC San Diego vs #4 Pepperdine (Mar 15, 2013 at Malibu, CA)

		ATTACK					SET			SERVE				RECEIVE				BLOCK						
##	UC San Diego	S	K	E	TA	Pct	Ast	TA	Pct	SA	SE	TA	Pct	O	RE	Pct	Dig	BS	BA	BE	BHE	Points		
7	Carl Eberts	3	7	3	17	.235	0	1	.000	0	1	9	.889	17	1	.944	2	0	3	0	0	8.5		
10	Mike Brunsting	3	1	1	3	.000	23	51	.451	2	1	10	.900	0	0	.000	5	0	0	0	0	3.0		
13	Cheyne Hayes	2	1	4	5	-.600	0	0	.000	0	2	4	.500	0	0	.000	2	0	0	1	0	1.0		
17	Greg Smith	3	9	2	13	.538	0	0	.000	0	1	10	.900	0	0	.000	0	0	4	0	0	11.0		
18	Sebastian Brady	3	2	1	6	.167	0	0	.000	0	1	11	.909	0	0	.000	0	0	3	0	0	3.5		
20	Nick Iorfino	3	4	3	13	.077	0	1	.000	0	3	8	.625	15	3	.833	3	0	3	0	0	5.5		
5	Chase Frishman	3	0	0	0	.000	1	8	.125	0	0	0	.000	20	1	.952	3	0	0	0	0	0.0		
12	Vaun Lennon	3	3	4	9	-.111	0	0	.000	0	1	2	.500	1	0	1000	0	0	0	0	0	3.0		
25	Grant Currey	1	0	0	0	.000	2	5	.400	0	0	0	.000	0	0	.000	0	0	0	0	0	0.0		
26	Cory Swartzbaugh	2	0	1	1	-1.00	0	0	.000	0	0	4	1000	0	0	.000	0	0	1	0	0	0.5		
Team															2									
Totals		3	27	19	67	.119	26	66	.394	2	10	58	.828	53	7	.883	15	0	14	1	0	36.0		

#### Team Attack By Set

Set	K	E	TA	Pct	Sidout	Pct
1	9	6	23	.130	15-24	62%
2	11	5	24	.250	17-25	68%
3	7	8	20	-.050	12-24	50%
						44-73 60%

TOTAL TEAM BLOCKS: 7.0

#### SET SCORES

UC San Diego (0)  
Pepperdine (3)

1 2 3 Team Records:  
17 21 18 6-16, 3-14 MPSF  
25 25 25 12-6, 11-6 MPSF

		ATTACK					SET			SERVE				RECEIVE				BLOCK					
##	Pepperdine	S	K	E	TA	Pct	Ast	TA	Pct	SA	SE	TA	Pct	O	RE	Pct	Dig	BS	BA	BE	BHE	Points	
1	Matt West	3	1	1	3	.000	36	62	.581	0	2	8	.750	0	0	.000	0	0	5	0	0	3.5	
3	Nikola Antonijevic	3	2	1	5	.200	0	0	.000	1	2	12	.833	1	0	1000	0	1	2	0	0	5.0	
10	Scott Rhein	3	13	0	16	.812	1	2	.500	1	3	16	.812	22	0	1000	1	0	1	0	0	14.5	
12	Maurice Torres	3	8	6	16	.125	0	0	.000	3	3	16	.812	0	0	.000	3	0	1	0	0	11.5	
13	Parker Kalmbach	3	7	4	13	.231	0	0	.000	1	3	9	.667	0	0	.000	0	1	6	0	0	12.0	
14	Josh Taylor	3	7	1	12	.500	1	3	.333	1	0	9	1000	16	1	.941	7	0	1	1	0	8.5	
4	J.J. Mosolf	1	1	1	3	.000	0	0	.000	0	0	0	.000	0	0	.000	1	0	1	0	0	1.5	
15	Evan Dean	2	0	0	0	.000	0	0	.000	0	0	2	1000	0	0	.000	0	0	0	0	0	0.0	
18	Beau Vandeweghe	1	0	0	1	.000	0	0	.000	0	0	1	1000	1	0	1000	0	0	0	0	0	0.0	
20	Ryan Plueger	3	0	0	0	.000	0	1	.000	0	0	0	.000	6	1	.857	6	0	0	0	0	0.0	
Totals		3	39	14	69	.362	38	68	.559	7	13	73	.822	46	2	.958	18	2	17	1	0	56.5	

#### Team Attack By Set

Set	K	E	TA	Pct	Sidout	Pct
1	14	3	23	.478	16-18	88%
2	17	6	28	.393	17-21	80%
3	8	5	18	.167	13-19	68%
						46-58 79%

TOTAL TEAM BLOCKS: 10.5

Site: Malibu, CA (Firestone Fieldhouse)

Date: Mar 15, 2013 Attend: 702 Time: 1:15

Referees: Lydia Godshall, Russel Combs

	<u>1</u>	<u>2</u>	<u>3</u>	<u>Total</u>
Tie scores	3	6	2	11
Lead change	0	1	2	3



# Volleyball Box Score

## 2013 UC San Diego Men's Volleyball

### UC San Diego vs #14 USC (Mar 16, 2013 at Los Angeles, CA)

		ATTACK					SET			SERVE				RECEIVE				BLOCK					
##	UC San Diego	S	K	E	TA	Pct	Ast	TA	Pct	SA	SE	TA	Pct	O	RE	Pct	Dig	BS	BA	BE	BHE	Points	
7	Carl Eberts	5	17	5	32	.375	1	1	1000	0	5	14	.643	28	0	1000	5	1	1	0	0	18.5	
10	Mike Brunsting	5	2	3	6	-.167	41	87	.471	2	2	19	.895	0	0	.000	8	1	2	0	0	6.0	
13	Cheyne Hayes	5	3	6	18	-.167	0	1	.000	1	6	20	.700	0	0	.000	3	0	11	1	0	9.5	
17	Greg Smith	5	13	6	24	.292	0	1	.000	0	2	14	.857	0	0	.000	0	0	4	0	0	15.0	
20	Nick Iorfino	1	2	2	5	.000	0	0	.000	0	1	3	.667	2	0	1000	0	0	1	0	0	2.5	
23	Fred Stahl	3	1	1	5	.000	0	0	.000	2	1	11	.909	0	0	.000	0	0	8	0	0	7.0	
5	Chase Frishman	5	0	0	0	.000	2	12	.167	0	0	0	.000	31	0	1000	11	0	0	0	0	0.0	
12	Vaun Lennon	5	9	5	22	.182	1	4	.250	1	3	11	.727	21	0	1000	3	0	4	1	0	12.0	
18	Sebastian Brady	3	4	0	4	1.000	1	1	1000	0	0	5	1000	0	0	.000	2	0	5	0	0	6.5	
22	Josh Lake	5	1	0	1	1.000	0	0	.000	1	3	13	.769	0	0	.000	0	0	0	0	0	2.0	
25	Grant Currey	1	0	0	0	.000	2	5	.400	0	0	0	.000	0	0	.000	0	0	0	0	0	0.0	
Team															1								
Totals		5	52	28	117	.205	48	112	.429	7	23	110	.791	82	1	.988	32	2	36	2	0	79.0	

#### Team Attack By Set

Set	K	E	TA	Pct	Sidout	Pct
1	9	8	30	.033	15-25	60%
2	11	6	23	.217	15-23	65%
3	11	6	22	.227	19-25	75%
4	14	4	27	.370	15-20	75%
5	7	4	15	.200	8-12	66%
						72-105 68%

TOTAL TEAM BLOCKS: 20.0

#### SET SCORES

UC San Diego (3)  
USC (2)

1 2 3 4 5 Team Records:  
23 25 22 25 15 7-16, 4-14 MPSF  
25 23 25 20 12 4-13, 4-13 MPSF

		ATTACK					SET			SERVE				RECEIVE				BLOCK					
##	USC	S	K	E	TA	Pct	Ast	TA	Pct	SA	SE	TA	Pct	O	RE	Pct	Dig	BS	BA	BE	BHE	Points	
5	Micah Christenson	5	2	0	5	.400	43	96	.448	0	3	17	.824	1	0	1000	12	1	2	3	0	4.0	
9	Alex Slaught	5	11	7	27	.148	1	6	.167	0	5	22	.773	24	3	.889	3	0	4	0	1	13.0	
10	Cristian Rivera	5	14	10	37	.108	0	2	.000	1	3	15	.800	1	0	1000	5	0	3	0	0	16.5	
16	Robert Feathers	5	8	3	17	.294	4	8	.500	0	2	25	.920	3	0	1000	3	0	5	1	0	10.5	
18	Josh Kirchner	5	7	0	9	.778	0	0	.000	0	2	11	.818	0	0	.000	1	0	4	0	0	9.0	
19	Joey Booth	5	11	8	28	.107	1	1	1000	0	5	10	.500	25	1	.962	1	2	2	0	0	14.0	
2	Chris Lischke	1	0	0	0	.000	0	1	.000	0	0	0	.000	0	0	.000	0	0	0	1	0	0.0	
3	J.B. Green	3	0	0	0	.000	1	2	.500	0	0	0	.000	8	0	1000	2	0	0	0	0	0.0	
4	Brooks Varni	4	0	0	0	.000	0	0	.000	0	2	5	.600	0	0	.000	0	0	0	0	0	0.0	
6	Henry Cassidy	4	0	0	0	.000	2	4	.500	0	0	0	.000	18	1	.947	6	0	0	0	0	0.0	
21	Chris Trefzger	1	0	0	0	.000	0	0	.000	0	0	0	.000	0	0	.000	0	0	0	0	0	0.0	
Team															2								
Totals		5	53	28	123	.203	52	120	.433	1	22	105	.790	80	7	.920	33	3	20	5	1	67.0	

#### Team Attack By Set

Set	K	E	TA	Pct	Sidout	Pct
1	14	4	26	.385	15-23	65%
2	12	8	27	.148	15-25	60%
3	11	4	24	.292	19-22	86%
4	10	6	28	.143	15-25	60%
5	6	6	18	.000	8-15	53%
						72-110 65%

TOTAL TEAM BLOCKS: 13.0

Site: Los Angeles, CA (Lyon Center)

Date: Mar 16, 2013 Attend: 300 Time: 2:15

Referees: Burt Fuller, Alvin Dong

	<u>1</u>	<u>2</u>	<u>3</u>	<u>4</u>	<u>5</u>	<u>Total</u>
Tie scores	10	5	6	6	7	34
Lead change	1	1	3	1	5	11

2013 UC San Diego Men's Volleyball  
UC San Diego Combined Team Statistics (as of Mar 21, 2013)  
Conference matches

Overall record: 4-14 Conf: 4-14 Home: 3-5 Away: 1-9 Neutral: 0-0

#	Player	sp	Attack					Set		Serve			re	Dig		Blocking						points
			k	k/s	e	ta	pct	a	a/s	sa	se	sa/s		dig	dig/s	bs	ba	total	blk/s	be	bhe	
7	Carl Eberts	54	172	3.19	75	401	.242	9	0.17	4	33	0.07	15	77	1.43	6	23	29	0.54	3	0	193.5
13	Cheyne Hayes	54	129	2.39	86	315	.137	3	0.06	10	49	0.19	0	46	0.85	0	27	27	0.50	7	0	152.5
20	Nick Iorfino	46	123	2.67	62	269	.227	3	0.07	2	31	0.04	15	49	1.07	2	15	17	0.37	2	1	134.5
12	Vaun Lennon	47	91	1.94	49	240	.175	9	0.19	5	23	0.11	12	35	0.74	0	16	16	0.34	3	1	104.0
23	Fred Stahl	49	56	1.14	29	145	.186	0	0.00	6	31	0.12	0	18	0.37	5	49	54	1.10	1	0	91.5
18	Sebastian Brady	50	62	1.24	26	130	.277	5	0.10	0	8	0.00	0	21	0.42	3	33	36	0.72	3	0	81.5
17	Greg Smith	28	47	1.68	12	85	.412	0	0.00	1	6	0.04	1	4	0.14	0	15	15	0.54	1	0	55.5
10	Mike Brunsting	53	28	0.53	15	62	.210	351	6.62	9	35	0.17	1	73	1.38	2	24	26	0.49	1	1	51.0
26	Cory Swartzbaugh	16	9	0.56	7	22	.091	0	0.00	0	4	0.00	0	0	0.00	0	3	3	0.19	2	0	10.5
14	Garrett Dempsey	36	4	0.11	1	9	.333	254	7.06	1	7	0.03	0	36	1.00	0	4	4	0.11	2	2	7.0
22	Josh Lake	27	2	0.07	2	6	.000	1	0.04	1	13	0.04	0	10	0.37	0	1	1	0.04	0	0	3.5
16	Joel Schow	4	1	0.25	2	7	-.143	2	0.50	0	0	0.00	0	3	0.75	0	3	3	0.75	0	0	2.5
1	Elliott Shaw	4	1	0.25	1	2	.000	0	0.00	0	0	0.00	0	3	0.75	0	0	0	0.00	0	0	1.0
2	Kevin McGinnis	10	0	0.00	0	1	.000	2	0.20	0	1	0.00	3	13	1.30	0	0	0	0.00	0	0	0.0
5	Chase Frishman	58	0	0.00	0	0	.000	35	0.60	0	0	0.00	18	133	2.29	0	0	0	0.00	0	0	0.0
25	Grant Currey	5	0	0.00	1	1	-1.000	7	1.40	0	0	0.00	0	0	0.00	0	0	0	0.00	0	0	0.0
UC SAN DIEGO		61	725	11.89	368	1695	.211	681	11.16	39	241	0.64	76	521	8.54	18	213	124.5	2.04	25	5	888.5
Opponents		61	752	12.33	251	1613	.311	713	11.69	76	232	1.25	39	489	8.02	39	269	173.5	2.84	25	5	1001.5

Team Statistics	UCSD	OPP	Date	Opponent	Score	Score by set	Att.
ATTACK							
Kills	725	752	*Jan 10	#8 USC	w	3-0 25-22,25-22,25-20	319
Errors	368	251	*Jan 12	#4 PEPPERDINE	L	0-3 13-25,13-25,15-25	235
Total Attacks	1695	1613	*Jan 17	#14 CALIFORNIA BAPTIST	w	3-2 19-25,25-17,17-25,25-16,15-12	251
Attack Pct	.211	.311	*Jan 19	at #3 BYU	L	0-3 15-25,19-25,23-25	2301
Kills/Set	11.9	12.3	*Jan 25	#9 CAL STATE NORTHRIDGE	L	0-3 23-25,25-27,20-25	302
SET							
Assists	681	713	*Jan 26	#7 LONG BEACH STATE	L	1-3 17-25,17-25,25-17,20-25	478
Attempts	1674	1570	*Feb 01	at #12 UC Santa Barbara	L	1-3 26-28,25-23,25-27,19-25	390
Assist Pct	.407	.454	*Feb 02	at #5 UCLA	L	0-3 10-25,31-33,22-25	649
Assists/Set	11.2	11.7	*Feb 08	at #11 Pacific	L	1-3 22-25,25-17,24-26,17-25	175
SERVE							
Aces	39	76	*Feb 09	at #4 Stanford	L	0-3 22-25,22-25,23-25	624
Errors	241	232	*Feb 15	#15 UC SANTA BARBARA	w	3-0 25-20,25-17,25-20	362
Attempts	1284	1431	*Feb 16	#1 UC IRVINE	L	0-3 16-25,19-25,21-25	411
Serve Pct	.812	.838	*Mar 01	at #12 California Baptist	L	0-3 22-25,15-25,21-25	505
Aces/Set	0.6	1.2	*Mar 02	#2 BYU	L	0-3 20-25,25-27,15-25	1689
SERVE RECEPTIONS							
Errors	76	39	*Mar 06	at #3 Long Beach State	L	0-3 15-25,26-28,20-25	593
Errors/Set	1.2	0.6	*Mar 08	at #7 Cal State Northridge	L	0-3 20-25,16-25,21-25	432
Attempts	1199	1043	*Mar 15	at #4 Pepperdine	L	0-3 17-25,21-25,18-25	702
Reception Pct	.937	.963	*Mar 16	at #14 USC	w	3-2 23-25,25-23,22-25,25-20,15-12	300
DEFENSE							
Digs	521	489	+ UC Santa Barbara Asics Invitational (4th Place) * Mountain Pacific Sports Federation match				
Digs/Set	8.5	8.0					
BLOCKING							
Block Solo	18	39	Record in 3-set matches:2-11 • Record in 4-set matches:0-3 • Record in 5-set matches:2-0				
Block Assist	213	269					
Total Blocks	124.5	173.5					
Blocks/Set	2.0	2.8					
Block Errors	25	25					
Ball handling errors	5	5					
ATTENDANCE							
Total	4047	6671					
Dates/Avg Per Date	8/506	10/667					
Neutral site #/Avg	0/0						
Current win streak	1	-					
Home win streak	0	-					

2013 UC San Diego Men's Volleyball  
UC San Diego Combined Team Statistics (as of Mar 21, 2013)  
All matches

Overall record: 7-16 Conf: 4-14 Home: 4-5 Away: 2-9 Neutral: 1-2

#	Player	sp	Attack					Set		Serve			re	Dig		Blocking					bhe	points
			k	k/s	e	ta	pct	a	a/s	sa	se	sa/s		dig	dig/s	bs	ba	total	blk/s	be		
7	Carl Eberts	74	234	3.16	100	542	.247	10	0.14	6	49	0.08	19	111	1.50	7	28	35	0.47	3	0	261.0
13	Cheyne Hayes	76	175	2.30	108	434	.154	3	0.04	13	69	0.17	0	81	1.07	8	38	46	0.61	9	0	215.0
12	Vaun Lennon	65	145	2.23	79	369	.179	9	0.14	9	35	0.14	16	61	0.94	1	20	21	0.32	3	1	165.0
20	Nick Iorfino	59	140	2.37	78	326	.190	5	0.08	3	39	0.05	15	59	1.00	2	18	20	0.34	2	1	154.0
18	Sebastian Brady	72	97	1.35	35	194	.320	5	0.07	3	12	0.04	0	30	0.42	11	47	58	0.81	5	0	134.5
23	Fred Stahl	61	70	1.15	31	173	.225	1	0.02	7	35	0.11	0	21	0.34	8	56	64	1.05	2	0	113.0
17	Greg Smith	41	66	1.61	18	118	.407	0	0.00	2	12	0.05	1	8	0.20	1	20	21	0.51	3	0	79.0
10	Mike Brunsting	67	33	0.49	19	75	.187	395	5.90	14	40	0.21	1	83	1.24	2	26	28	0.42	1	1	62.0
26	Cory Swartzbaugh	21	10	0.48	9	26	.038	0	0.00	0	4	0.00	0	0	0.00	0	4	4	0.19	3	0	12.0
14	Garrett Dempsey	58	5	0.09	3	12	.167	445	7.67	2	9	0.03	0	63	1.09	0	5	5	0.09	2	3	9.5
22	Josh Lake	32	2	0.06	2	6	.000	1	0.03	1	15	0.03	0	10	0.31	0	1	1	0.03	0	0	3.5
16	Joel Schow	4	1	0.25	2	7	-.143	2	0.50	0	0	0.00	0	3	0.75	0	3	3	0.75	0	0	2.5
1	Elliott Shaw	4	1	0.25	1	2	.000	0	0.00	0	0	0.00	0	3	0.75	0	0	0	0.00	0	0	1.0
5	Chase Frishman	71	1	0.01	0	3	.333	40	0.56	0	0	0.00	22	166	2.34	0	0	0	0.00	0	0	1.0
2	Kevin McGinnis	20	0	0.00	0	4	.000	5	0.25	0	1	0.00	7	34	1.70	0	0	0	0.00	0	0	0.0
25	Grant Currey	5	0	0.00	1	1	-1.000	7	1.40	0	0	0.00	0	0	0.00	0	0	0	0.00	0	0	0.0
UC SAN DIEGO		83	980	11.81	486	2292	.216	928	11.18	60	320	0.72	93	733	8.83	40	266	173.0	2.08	34	6	1213.0
Opponents		83	1006	12.12	365	2235	.287	892	10.75	93	319	1.12	60	635	7.65	58	350	233.0	2.81	33	5	1332.0

Team Statistics	UCSD	OPP	Date	Opponent	Score	Score by set	Att.	
ATTACK								
Kills	980	1006	+Jan 04	vs #5 Lewis	w	3-2 19-25,17-25,32-30,25-23,15-12	50	
Errors	486	365	+Jan 04	vs #6 UCLA	L	2-3 24-26,19-25,25-22,25-17,8-15	150	
Total Attacks	2292	2235	+Jan 05	vs #7 Long Beach State	L	2-3 25-21,21-25,18-25,25-16,12-15	410	
Attack Pct	.216	.287	*Jan 10	#8 USC	w	3-0 25-22,25-22,25-20	319	
Kills/Set	11.8	12.1	*Jan 12	#4 PEPPERDINE	L	0-3 13-25,13-25,15-25	235	
SET								
Assists	928	892	*Jan 17	#14 CALIFORNIA BAPTIST	w	3-2 19-25,25-17,17-25,25-16,15-12	25	
Attempts	2013	1903	*Jan 19	at #3 BYU	L	0-3 15-25,19-25,23-25	2301	
Assist Pct	.461	.469	*Jan 25	#9 CAL STATE NORTHRIDGE	L	0-3 23-25,25-27,20-25	302	
Assists/Set	11.2	10.7	*Jan 26	#7 LONG BEACH STATE	L	1-3 17-25,17-25,25-17,20-25	478	
SERVE								
Aces	60	93	Jan 30	PRINCETON	w	3-1 25-23,25-22,21-25,25-19	213	
Errors	320	319	*Feb 01	at #12 UC Santa Barbara	L	1-3 26-28,25-23,25-27,19-25	390	
Attempts	1654	1906	*Feb 02	at #5 UCLA	L	0-3 10-25,31-33,22-25	649	
Serve Pct	.807	.833	*Feb 08	at #11 Pacific	L	1-3 22-25,25-17,24-26,17-25	175	
Aces/Set	0.7	1.1	*Feb 09	at #4 Stanford	L	0-3 22-25,22-25,23-25	624	
SERVE RECEPTIONS								
Errors	93	60	*Feb 15	#15 UC SANTA BARBARA	w	3-0 25-20,25-17,25-20	362	
Errors/Set	1.1	0.7	*Feb 16	#1 UC IRVINE	L	0-3 16-25,19-25,21-25	411	
Attempts	1590	1432	Feb 22	at Hope International	w	3-0 25-22,25-20,25-23	135	
Reception Pct	.942	.958	*Mar 01	at #12 California Baptist	L	0-3 22-25,15-25,21-25	505	
DEFENSE								
Digs	733	635	*Mar 02	#2 BYU	L	0-3 20-25,25-27,15-25	1689	
Digs/Set	8.8	7.7	*Mar 06	at #3 Long Beach State	L	0-3 15-25,26-28,20-25	593	
BLOCKING								
Block Solo	40	58	*Mar 08	at #7 Cal State Northridge	L	0-3 20-25,16-25,21-25	432	
Block Assist	266	350	*Mar 15	at #4 Pepperdine	L	0-3 17-25,21-25,18-25	702	
Total Blocks	173.0	233.0	*Mar 16	at #14 USC	w	3-2 23-25,25-23,22-25,25-20,15-12	300	
Blocks/Set	2.1	2.8						
Block Errors	34	33						
Ball handling errors	6	5						
ATTENDANCE								
Total	4260	6806						
Dates/Avg Per Date	9/473	11/619						
Neutral site #/Avg	3/203							
Current win streak	1	-						
Home win streak	0	-						

+ UC Santa Barbara Asics Invitational (4th Place)

\* Mountain Pacific Sports Federation match

Record in 3-set matches:3-11 • Record in 4-set matches:1-3 • Record in 5-set matches:3-2