



2013 UC SAN DIEGO

Volleyball

Contact: Doga Gur • dgur@ucsd.edu • 650.353.0153

RESULTS/SCHEDULE

6-15 Overall/3-13 MPSF 4-5 Home/1-8 Away/1-2 Neutral January

4	vs. #5 Lewis ¹	W, 3-2
4	vs. #6 UCLA ¹	L, 2-3
5	vs. #7 Long Beach State ¹	L, 2-3
10	#8 USC*	W, 3-0
12	#4 Pepperdine*	L, 0-3
17	#14 Cal Baptist*	W, 3-2
19	at #3 BYU*	L, 0-3
25	#9 Cal State Northridge*	L, 0-3
26	#7 Long Beach State*	L, 1-3
30	Princeton	W, 3-1

February

1	at #12 UC Santa Barbara*	L, 1-3
2	at #5 UCLA*	L, 0-3
8	at #11 Pacific*	L, 1-3
9	at #4 Stanford*	L, 0-3
15	#15 UC Santa Barbara*	W, 3-0
16	#1 UC Irvine*	L, 0-3
22	at Hope International	W, 3-0

March

1	at #12 Cal Baptist*	L, 0-3
2	#2 BYU*	L, 0-3
6	at #3 Long Beach State*	L, 0-3
8	at #7 Cal State Northridge*	L, 0-3
15	at #4 Pepperdine*	7 p.m.
16	at #14 USC*	7 p.m.
28	at UC Irvine*	7 p.m.
29	UCLA*	7 p.m.

April

5	Pacific*	7 p.m.
6	Stanford*	7 p.m.
12	Hawai'i*	7 p.m.
13	Hawai'i*	7 p.m.
20	MPSF Quarterfinals	TBA
25	MPSF Semifinals	TBA
27	MPSF Finals	TBA

May

2	NCAA Semifinals ²	TBA
4	NCAA Finals ²	TBA

¹ UCSB Asics Invitational at Santa Barbara

² at Los Angeles (Host: UCLA)

* MPSF match

All times Pacific

TRITONS CONTINUE ROAD SWING AT PEPPERDINE, USC

Match 22

UCSD (6-15, 3-13) at #4 Pepperdine (11-6, 10-6)
Friday, Mar. 15 • 7 p.m.
Firestone Fieldhouse • Malibu



All-time series..... PEP leads 41-3
Last meeting..... 1/12/13 in La Jolla (PEP 3-0)
Last UCSD win..... 3/12/11 in Malibu (3-2)
Last PEP win..... 1/12/13 in La Jolla (3-0)
UCSD streak..... Lost 3



Match 23

UCSD (6-15, 3-13) at #14 USC (4-11, 4-11)
Saturday, Mar. 16 • 7 p.m.
Lyon Center • Los Angeles

All-time series..... USC leads 38-7
Last meeting..... 1/10/13 in La Jolla (UCSD 3-0)
Last UCSD win..... 1/10/13 in La Jolla (3-0)
Last USC win..... 4/5/12 in Los Angeles (3-0)
UCSD streak..... Won 1

TRITONS CONTINUE ROAD STRETCH

UC San Diego (6-15, 3-13 MPSF) remains in the midst of a season-long five-match road stretch this week, with all five contests coming at Mountain Pacific Sports Federation (MPSF) foes. The Tritons next head to Malibu on Friday, Mar. 15, to take on the fourth-ranked Pepperdine Waves (11-6, 10-6 MPF) at 7 p.m. at Firestone Fieldhouse. Then on Saturday night, Mar. 16, UCSD will play at 14th-ranked USC (4-11, 4-11 MPSF). First serve inside the Lyon Center is also set for 7 p.m.

MATCH COVERAGE

All UCSD home matches inside RIMAC Arena again this season feature a live online video stream as well as live stats, both free of charge. Fans can access live video and live stats from the Schedule/Results tab of the men's volleyball page at UCSDtritons.com. Both road tilts this week will have live stats through CBSSports.com GameTracker, with live streaming video for Friday's match in Malibu and a live audio broadcast of Friday's contest at USC. Follow @PepperdineMVB and @USCmensvolley for in-match Twitter updates.

UCSD SUFFERS PAIR OF STRAIGHT-SET LOSSES

UCSD fell at third-ranked Long Beach State last Wednesday, Mar. 6, and at then-seventh-ranked Cal State Northridge two nights later. Both results were three-set sweeps, as UCSD has now played eight consecutive three-set matches, going 2-6. Nick Iorfino was the lone Triton in double-figure kills last weekend, putting down 11 in each contest. Chase Frishman collected team highs of five and six digs, respectively. Fred Stahl had six total blocks in Northridge to lead all players.

AVCA POLL

UCSD does not appear in the latest American Volleyball Coaches Association (AVCA) Division I-II Men's Coaches Top 15 Poll, released each Monday. The Tritons were last ranked on Jan. 28 at No. 13.

DOUBLE-FIGURE TRITONS

Carl Eberts leads the team with 12 matches in 2013 (51 career; three with 20-plus) with double-figure kills, including a season-high 22 (Jan. 17). Nick Iorfino (seven), Cheyenne Hayes (six), Vaun Lennon (six), Sebastian Brady (one), Greg Smith (one) and Fred Stahl (one) have also reached the 10-kill mark at least once this season. Chase Frishman has a team-best six matches (23 career) with double-figure digs, while Kevin McGinnis has three and Eberts, Hayes and Mike Brunsting one apiece.

EBERTS APPROACHING EXCLUSIVE 1000-KILL CLUB

In his final season of college volleyball, senior outside hitter Carl Eberts needs 40 kills to become just the fifth player in program history to reach the 1,000-kill plateau. The product of Huntington Beach and Edison High School produced 89 kills as a redshirt freshman in 2010, before leading the squad in 2011 and 2012 with 326 and 335 kills, respectively. With 40 more kills, Eberts would join current members of the 1,000 Club and former teammates Jason Spangler (1,491; 2007-10) and Frank Fritsch (1,403; 2007-10), as well as Jim Waller (1,301; 2001-04) and former Triton women's volleyball head coach (2005-09) and current LMU women's coach Tom Black (1,268; 1993-96). Eberts once again paces the team through 21 matches this season with 210 kills (3.18/set).

VETERAN DUO MOVING UP ALL-TIME CHARTS

Carl Eberts and Chase Frishman are each moving up separate all-time lists in the UCSD men's volleyball record book. Eberts is currently eighth in kills with 960 (10 away from Jeff Babcock in seventh). He is seventh in digs (469), seventh in attacks (2,295) and also looking to enter the all-time list in the aces (52; two short) category. Frishman, meanwhile, is tied for second with Chris Mortimer (2000-03) at 607 digs apiece. Eric Leserman (2006-09) tops that list with 885.

FRISHMAN REACHES DIGS MILESTONE

Senior libero Chase Frishman's first dig of the Jan. 25 meeting with Cal State Northridge was career dig No. 500, making the Dana Point native just the sixth player in program history to reach that total. Frishman has now also eclipsed the 600-dig mark with 607, tying him with Chris Mortimer (2000-03) for No. 2 on the all-time UCSD chart.

SCOUTING PEPPERDINE

The No. 4 Waves have turned around their fortunes in 2013 after going 14-15 overall and placing eighth in the MPSF (9-13) a year ago. Pepperdine is coming off of a come-from-behind, 3-1 upset over second-ranked UC Irvine at home on Tuesday night. Set scores in the tight affair that featured a total of 44 ties were 26-28, 25-23, 26-24 and 25-20. Leading the offense was Maurice Torres with 22 kills, while Ryan Plueger paced the defense with a career-high 16 digs. Previously, the Waves hit a collective .542 (46-7-72) in their first non-conference match of the year, hosting and sweeping NAIA side Hope International on Mar. 8. The team clip is a 2013 MPSF high, the best for any MPSF team since Hawai'i hit .543 on Apr. 2, 2011, and fourth-best in Waves' history. Setter Matt West had 43 assists and served a career-high four aces. Pepperdine is now 8-1 at home on the year. Volleyball Hall of Famer Marv Dunphy is in his 30th season guiding the Waves.

SCOUTING USC

The 14th-ranked Trojans (4-11, 4-11 MPSF) have dropped three straight matches, all on the road at conference foes in five sets, first at Stanford on Mar. 3, and then back-to-back contests at Hawai'i last weekend. The two-time defending MPSF regular-season champion, USC is currently on the outside looking in to a top-eight MPSF Championship Tournament spot. The Trojans, who are just 2-4 at home and have dropped three in a row there, are led by Tanner Jansen (3.88 kills/set) and Joey Booth (2.72 kills/set). Sophomore Micah Christenson (10.64 assists/set) is the regular setter. He also paces the squad with 2.15 digs per set. Sophomore middle Robert Feathers is averaging 2.21 kills and a team-best 0.98 blocks per set. UCSD posted its first-ever three-game sweep over USC in this season's first meeting, in La Jolla back on Jan. 10. Two-time AVCA National Coach of the Year Bill Ferguson is in his seventh season at the Trojan helm.

DOUBLE-DOUBLES

Mike Brunsting posted his second career double-double at No. 11 Pacific on Friday, Feb. 8, with match highs of 46 assists and 15 digs, the latter total also a career high for the junior setter. Cheyne Hayes had produced the season's first double-double by a Triton, against then-seventh-ranked Long Beach State on Jan. 5. Hayes had a team-high 18 kills to go along with a match-high 15 digs in the 3-2 loss to the 49ers in the third-place match of the UCSB Asics Invitational. Both totals were career highs. UCSD had two double-doubles during the 2012 season, by Carl Eberts (1/14 vs. NJIT: 15 kills and 11 digs) and Brunsting (1/14 vs. NJIT: 12 digs and 55 assists).

FIRST-EVER THREE-SET SWEEP OF USC

UCSD's 3-0 home defeat of then-eighth-ranked USC in its home opener on Jan. 10 marked the Tritons' first three-set sweep over the Trojans among seven wins all-time in 45 meetings. The result snapped a seven-match losing skid against USC.

LENNON SELECTED TO UCSB ASICS INVITATIONAL ALL-TOURNAMENT TEAM

Junior outside hitter Vaun Lennon represented UCSD on the seven-player All-Tournament Team of the 2013 UC Santa Barbara Asics Invitational. He was the lone Triton to achieve double-digit kill totals in all three matches, with 13 in the come-from-behind win over Lewis, 12 against UCLA and 16 more in the third-place match versus Long Beach State. The Los Angeles native also produced seven digs in all three contests and was a UCSDtriton.com Athlete of the Week.

QUICK FACTS

The University

Location	La Jolla, CA 92093
Founded	1960
Enrollment	29,324
Colors	Blue and Gold
Nickname	Tritons
Affiliation	NCAA Division II
Conference	Mountain Pacific Sports Federation
Chancellor	Dr. Pradeep K. Khosla
Athletics Director	Earl W. Edwards
Athletics Phone	858.534.4211
Facility (Capacity)	RIMAC Arena (5,000)
Press Row Phone	650.353.0153

Coaching Staff

Head Coach	Kevin Ring, 8th Season
Alma Mater	UC San Diego '96
Record at UCSD (Years)	65-157 (8th)
Overall Record (Years)	65-157 (8th)
Email	mvball@ucsd.edu
Assistant Coach	Paul Warren, 7th Season
Alma Mater	UC San Diego '92
Assistant Coach	Brett Alderman, 1st Season
Assistant Coach	JJ Van Niel, 2nd Season
Alma Mater	USC '98
Volleyball Phone	858.534.8443
Assistants' Email	mvball@ucsd.edu

2012 Season

Overall Record	9-19
MPSF Record (Finish)	6-16 (9th)
Final AVCA Ranking	13th
Highest AVCA Ranking	11th
Postseason	None

2013 Season

Starters Returning/Lost	6 (plus libero)/0
Letterwinners Returning/Lost	13/4
Returning Redshirts	1
Newcomers	8

Team History

First Season	1968
Overall Record Through 2012	246-624
First Season in NCAA Division II	2001
NCAA Division III National Titles	1 (2000)
NAIA National Titles	1 (1970)

Communications

Men's Volleyball Contact	Doga Gur
Email	dgur@ucsd.edu
Phone	650.353.0153
Press Row Phone	650.353.0153

On the Web

UCSD Athletics	UCSDtriton.com
MPSF	mpsports.org
AVCA	avca.org
NCAA	ncaa.com/sports/volleyball-men/d1

Social

Facebook	facebook.com/UCSDtriton
Twitter	twitter.com/UCSDtriton
YouTube	youtube.com/UCSDathletics
SmugMug	ucsdtriton.smugmug.com



UCSDtriton



@UCSDtriton

AVCA NATIONAL POLL

March 11

Rank	School (1st-Place Votes)	Last Week
1	BYU (15)	1
2	UC Irvine (1)	2
3	Long Beach State	3
4	Pepperdine	5
5	UCLA	6
6	Stanford	4
7	Lewis	8
8	Cal State Northridge	7
9	Ohio State	9
10	Hawai'i	11
11	UC Santa Barbara	14
12	Cal Baptist	12
13	Penn State	10
14	USC	13
15	George Mason	NR

UCSD in the AVCA Poll

Preseason	RV
January 7	14
January 14	13
January 21	12
January 28	13
February 4	RV
February 11	RV
February 18	RV
February 25	RV
March 4	RV
March 11	NR
March 18	
March 25	
April 1	
April 8	
April 15	
April 22	

MPSF STANDINGS

Through March 14

Team	MPSF	Overall
BYU	14-2	15-3
UC Irvine	13-5	16-5
Long Beach State	12-5	14-6
Pepperdine	10-6	11-6
UCLA	10-7	14-9
Cal State Northridge	8-7	10-7
Stanford	9-8	12-8
UC Santa Barbara	8-10	10-12
Hawai'i	6-10	7-12
Cal Baptist	5-9	8-11
USC	4-11	4-11
Pacific	3-12	5-12
UC San Diego	3-13	6-15


MPSF COACHES' POLL

Preseason

Rank	Team (First-Place Votes)	Points
1	UC Irvine (11)	143
2	BYU (2)	134
3	Pepperdine	113
4	Stanford	110
5	UCLA	94
6	Long Beach State	85
7	USC	83
8	Cal State Northridge	61
9	UC Santa Barbara	55
10	Cal Baptist	49
11	Pacific	35
12	Hawai'i	30
13	UC San Diego	22



#1 Shaw




#2 McGinnis




#3 Elie



#5 Frishman



#6 Barber



#7 Eberts



#8 Loria



#10 Brunsting




#11 Metzger



#12 Lennon



#13 Hayes



#14 Dempsey



#15 Schnitzer



#16 Schow



#17 Smith



#18 Brady



#20 Iorfino



#22 Lake



#23 Stahl



#24 Laughrea



#25 Currey



#26 Swartzbaugh




Awerkamp



HC Ring



AC Warren



AC Alderman



AC Van Niel

ROSTER

No.	Name	Pos.	Ht.	Yr.	Hometown/High School/Last School
1	Elliott Shaw	OH	6-3	Fr.	Mission Viejo/Capistrano Valley
2	Kevin McGinnis	L	6-0	So.	Glen Ellyn, IL/Glenbard West
3	Ganesh Elie	MB	6-7	Fr.	Sunnyvale/Homestead
5	Chase Frishman	L	6-1	Sr.	Dana Point/Dana Hills
6	Eric Barber	OH	6-5	RFr.	Santa Monica/Santa Monica
7	Carl Eberts (C)	OH	6-5	Sr.	Huntington Beach/Edison
8	Kyle Loria	OH	6-2	Fr.	Rocklin/Rocklin
10	Mike Brunsting	S	6-5	Jr.	Poway/Francis Parker School
11	Scot Metzger	OH	6-4	So.	Crestwood, MO/St. Louis University
12	Vaun Lennon (C)	OH	6-3	Jr.	Los Angeles/Loyola
13	Cheyne Hayes	OPP	6-4	So.	Creston/Paso Robles
14	Garrett Dempsey	S	6-2	So.	Palos Heights, IL/Marist
15	Mathew Schnitzer	MB	6-6	Fr.	Los Alamitos/Los Alamitos
16	Joel Schow	MB	6-6	So.	San Francisco/St. Ignatius College Prep
17	Greg Smith	MB	6-5	Sr.	Fullerton/EI Dorado/Golden West College
18	Sebastian Brady (C)	MB	6-7	Jr.	Chico/Chico
20	Nick Iorfino	OH	6-2	So.	Huntington Beach/Huntington Beach
22	Josh Lake	OPP	6-5	Fr.	Poway/Poway
23	Fred Stahl	MB	6-6	Jr.	Sunnyvale/Bellarmine College Prep
24	Matt Laughrea	OH	6-2	Fr.	Rocklin/Rocklin
25	Grant Currey	S	6-2	Fr.	Rocklin/Rocklin
26	Cory Swartzbaugh	OPP	6-7	Fr.	Laguna Niguel/Dana Hills
	Johl Awerkamp	OPP	6-7	Jr.	Mission Viejo/Trabuco Hills/Orange Coast College

Head Coach

Kevin Ring, 8th Season (UCSD '96)

Assistant Coaches

Paul Warren, Brett Alderman, JJ Van Niel

By Position

Liberos (2)

- 2 Kevin McGinnis
- 5 Chase Frishman

Middle Blockers (6)

- 3 Ganesh Elie
- 15 Mathew Schnitzer
- 16 Joel Schow
- 17 Greg Smith
- 18 Sebastian Brady
- 23 Fred Stahl

Opposites (4)

- 13 Cheyne Hayes
- 22 Josh Lake
- 26 Cory Swartzbaugh
- Johl Awerkamp

Outside Hitters (8)

- 1 Elliott Shaw
- 6 Eric Barber
- 7 Carl Eberts
- 8 Kyle Loria
- 11 Scot Metzger
- 12 Vaun Lennon
- 20 Nick Iorfino
- 24 Matt Laughrea

Setters (3)

- 10 Mike Brunsting
- 14 Garrett Dempsey
- 25 Grant Currey

By Year

Freshmen (8)

- 1 Elliott Shaw
- 3 Ganesh Elie
- 8 Kyle Loria
- 15 Mathew Schnitzer
- 22 Josh Lake
- 24 Matt Laughrea
- 25 Grant Currey
- 26 Cory Swartzbaugh

Redshirt Freshmen (1)

- 6 Eric Barber

Sophomores (6)

- 2 Kevin McGinnis
- 11 Scot Metzger
- 13 Cheyne Hayes
- 14 Garrett Dempsey
- 16 Joel Schow
- 20 Nick Iorfino

Juniors (5)

- 10 Mike Brunsting
- 12 Vaun Lennon
- 18 Sebastian Brady
- 23 Fred Stahl
- Johl Awerkamp

Seniors (3)

- 5 Chase Frishman
- 7 Carl Eberts
- 17 Greg Smith

Pronunciations

- 3 **Ganesh Elie** gah-NAYSH ELL-ee
- 7 **Carl Eberts** E-berts (hard E)
- 8 **Kyle Loria** LOR-ee-ah
- 10 **Mike Brunsting** BRUNN-sting
- 13 **Cheyne Hayes** SHANE
- 16 **Joel Schow** (rhymes with COW)
- 20 **Nick Iorfino** EYE-or-FEE-no
- 23 **Fred Stahl** (rhymes with BALL)
- 24 **Matt Laughrea** LOCK-ray
- 26 **Cory Swartzbaugh** SWORTS-baw
- Johl Awerkamp** JOEL OW-er-camp



UCSDtritons



@UCSDtritons

UCSDtritons.com

HEAD COACH KEVIN RING



The 2013 season is former Triton player Kevin Ring's eighth as head coach of the UCSD men's volleyball program.

Ring's 2012 squad finished with a 9-19 overall record and placed ninth in the ultra-competitive Mountain Pacific Sports Federation (MPSF) with a 6-16 mark, narrowly missing a berth in the eight-team league tournament. UCSD recorded upsets over No. 3 UCLA, No. 9 Long Beach State, No. 11 Hawai'i, No. 12 UC Santa Barbara and No. 13 Cal State Northridge. The team strung together an unprecedented five-match win streak in league play, three of those victories on the road.

For the second straight year, the Tritons climbed to as high as No. 11 in the AVCA national poll.

Outside hitter Carl Eberts and libero Chase Frishman earned All-MPSF honorable mention. Outside hitter Vaun Lennon was tabbed the AVCA National Player of the Week in early April, becoming the second Triton to garner that distinction in the history of the program. Additionally, six players were named MPSF All-Academic in 2012.

UCSD finished with five MPSF wins in 2011, producing upsets at defending national champion and fourth-ranked Stanford, at No. 5 UCLA, at No. 7 UC Irvine, at No. 11 Pepperdine and at home against No. 11 Hawai'i. The sweep at Stanford marked not only the Tritons' first-ever triumph at Maples Pavilion, but also snapped the 18-match home win streak of the Cardinal.

On March 24, 2011, UCSD hosted third-ranked Ohio State and took a four-set victory over the Buckeyes, who went on to win the national championship.

Senior setter Phil Bannan was an All-MPSF Second Team selection after becoming UCSD's all-time leader in assists and service aces. Ring also graduated middle blocker Calvin Ross, who took over as the school's career leader in blocks. Four Tritons were named MPSF All-Academic in 2011.

In 2010, the Tritons were ranked in the top-15 nationally through the entire year and collected six conference wins for the campaign, including two each over UCLA and Pepperdine. Bannan picked up All-MPSF honorable mention for the second straight year.

Ring led the 2009 squad to its most successful in program history. The Tritons won a Division II-best 13 matches and nearly qualified for the MPSF Tournament, being eliminated during the final weekend of conference play. UCSD defeated several ranked teams, including a win over UCLA for the second consecutive season. The Tritons finished the year ranked No. 11 and Ring was named MPSF Coach of the Year.

While maintaining a high level of success on the court and in the classroom, Ring and his players have kept a clear focus on giving back to the community. For the past several years, the Tritons have held regular volleyball clinics with Big Brothers Big Sisters of San Diego County.

Before being elevated to the head-coaching position on June 15, 2005, Ring spent the previous nine years as an assistant for the UCSD men's squad. He served as the top assistant for Duncan McFarland in 1997 and 1998, for Jon Stevenson in 1999 and for Ron Larsen between 2000-05. Ring helped guide the Tritons to an NCAA Division III national championship in 2000.

In addition to his duties at UCSD, Ring was an adjunct faculty member in the Department of Chemistry and Biochemistry at the University of San Diego. He also served as an assistant coach for the Torero women's volleyball team in 2004-05.

Ring got his start at UCSD serving as the men's volleyball team manager from 1989-91 before playing on the team for three seasons.

Ring was the full-time team manager for the USA men's national team from 1991-93 and continued on as a technical advisor through 1996. He accompanied the national team to the 1992 Olympic Games in Barcelona and the 1996 Games in Atlanta. The 1992 squad left Spain with a bronze medal.

Ring earned two degrees from UCSD, graduating with a bachelor's degree in biochemistry in 1996, followed by a master's degree in chemistry in 1998. A native of Oregon, he played prep volleyball at Sheldon High School in Eugene.

BEST-EVER FOURTH-PLACE ASICS FINISH

UCSD made its first championship semifinal appearance at the UC Santa Barbara Asics Invitational on Friday, Jan. 4, after rallying to take down No. 5 Lewis in five sets earlier that day. With back-to-back 3-2 losses to UCLA and Long Beach State, the Tritons finished a best-ever fourth at the tourney. UCSD went an identical 1-2 but placed seventh in both 2010 and 2011.

EBERTS AND FRISHMAN BACK FOR ONE FINAL CAMPAIGN

The Tritons return their senior tandem of Carl Eberts and Chase Frishman in 2013 for one final season of their stellar college careers. The duo each earned All-Mountain Pacific Sports Federation honorable mention a year ago. Frishman recently garnered preseason All-America honorable mention from Off the Block. Eberts is a fifth-year senior out of Huntington Beach who red-shirted as a true freshman in 2009. Frishman, a native of Dana Point, is in his fourth year in the program. The only other senior on head coach Kevin Ring's 2013 roster is third-year Triton Greg Smith, a middle blocker out of Fullerton.

UCSD CAPTAINS

Team tri-captains for the 2013 season were designated as senior Carl Eberts and juniors Sebastian Brady and Vaun Lennon. Eberts is now a three-time captain in his fifth season in the program. He was co-captains with Brady in 2012. Lennon is in his first year as a Triton captain.

A PROUD TRADITION OF ACADEMIC AND ATHLETIC EXCELLENCE

UCSD had six players earn Mountain Pacific Sports Federation (MPSF) All-Academic honors a season ago, with all six Tritons returning for the current 2013 campaign. Those players are seniors Carl Eberts and Chase Frishman, juniors Sebastian Brady, Mike Brunsting and Vaun Lennon, and sophomore Cheyenne Hayes. UCSD was tied with Pacific and Stanford for the most MPSF All-Academic players for 2012. Eberts is now a three-time selection while Frishman has earned the award in two successive years.

IN THE NATIONAL RANKINGS

Through matches played Mar. 10, Chase Frishman ranks 14th nationally in the NCAA Division I-II in digs per set (2.41). Garrett Dempsey is 27th in assists per set (7.67) and Fred Stahl 29th in blocks per set (0.97). UCSD is 16th in digs per set (9.15), 18th in assists per set (11.39), 24th in kills per set (12.01), 27th in hitting percentage (0.219) and 28th in blocks per set (1.95).

IN THE MPSF

Through matches played Mar. 10, Chase Frishman is third in the MPSF in digs at 2.41 per set. Garrett Dempsey (7.67/set) and Mike Brunsting (5.61/set) are 13th and 14th, respectively, in assists, with Fred Stahl 14th in blocks (0.97/set). UCSD is fourth in the conference in team digs (9.15/set), and is 10th in assists (11.39/set) and kills (12.01/set). Last year, Carl Eberts ranked 14th in both kills (3.22/set) and points (3.77/set), while Frishman was third in digs (2.28/set). UCSD ranked sixth in digs (8.60/set).

FOLLOW THE TRITONS

There are now more ways than ever to follow the Tritons. You've always got UCSDtriton.com at your fingertips, but our social media scene continues to grow. Get instant updates on Twitter and like us on Facebook. For a more visual approach, watch our YouTube channel. Follow the Tritons all year long on social media for behind-the-scenes looks!

UCLA TO HOST NCAA CHAMPIONSHIP

UCLA will play host to the 2013 NCAA Men's Volleyball Championship at the New Pauley Pavilion in Los Angeles. The two semifinals will be held on May 2, with the national title match taking place on May 4. For tickets, call 310.825.2946 or go to UCLABruins.com. This will be the second straight year that the event has been held in Los Angeles, after USC hosted the 2012 installment at the Galen Center. For complete information on the championship, visit <http://www.ncaa.com/championships/volleyball-men/d1>.

MATCH-BY-MATCH LEADERS

	<u>Kills</u>	<u>Assists</u>	<u>Aces</u>	<u>Digs</u>	<u>Blocks</u>	<u>Points</u>
1/4 vs. LEWIS	Eberts 16	Dempsey 49	Brunsting 2*	Frishman 13*	Brady 6*	Eberts 17.5
1/4 vs. UCLA	Eberts 16	Dempsey 45	Lennon 2	McGinnis 10	Brady/Hayes 3	Eberts 18.0
1/5 vs. LBSU	Hayes 18	Dempsey 44*	Brady/Lennon/Smith 1	Hayes 15*	Brady/Hayes 5	Hayes 21.0
1/10 vs. USC	Eberts 16*	Dempsey 29*	Hayes 2*	Eberts 9*	Stahl 6*	Eberts 19.0*
1/12 vs. PEPP	Hayes 11*	Brunsting 14	-	Brunsting 8*	Eberts/Dempsey 1	Hayes 11.0
					Brady/Stahl	
1/17 vs. CBU	Eberts 22*	Brunsting 25	Hayes 2*	Frishman 11*	Stahl 6*	Eberts 23.0*
1/19 at BYU	Eberts 13*	Dempsey 28*	-	Eberts 7*	Schow 3	Eberts 14.0
1/25 vs. CSUN	Eberts 12	Dempsey 30	Lennon/Hayes/Brunsting 1	Frishman 9*	Hayes/Stahl 3	Eberts 13.5
1/26 vs. LBSU	Lennon 11	Brunsting 27	-	Frishman 11*	Stahl/Brunsting 2	Lennon/Iorfino 11.0
					Smith/Iorfino	
1/30 vs. PRIN	Lennon 13	Dempsey 41*	Dempsey/Brady 1	Eberts 11	Stahl 7*	Hayes 16.0*
			Stahl/Hayes			
2/1 at UCSB	Iorfino 19*	Dempsey 37	Brunsting 1	Frishman 8	Stahl 7	Iorfino 20.5*
2/2 at UCLA	Eberts 10	Brunsting 27	-	McGinnis 11*	Brady 4*	Eberts 11.0
2/8 at UOP	Hayes 15*	Brunsting 46*	Brunsting/Hayes 1	Brunsting 15*	Brunsting/Stahl 5	Hayes 16.5*
2/9 at STAN	Stahl 10	Brunsting 26	Eberts/Hayes 1	Brunsting 9*	Brady/Stahl 3	Stahl 11.5
2/15 vs. UCSB	Iorfino 12*	Brunsting 38*	Stahl 2*	Frishman 13*	Stahl 4*	Eberts 14.0*
2/16 vs. UCI	Hayes 14*	Brunsting 27	Lennon 1*	Eberts/Brunsting 5*	Eberts/Brady 2	Hayes 14.0*
2/22 at HIU	Eberts 15*	Brunsting 28*	Brunsting 3*	Frishman 9	Hayes/Brady/Smith 3*	Eberts 15.5*
3/1 at CBU	Hayes 8	Brunsting 20	Stahl 1	Frishman 11*	Eberts/Brunsting/Stahl 1	Hayes 8.0
3/2 vs. BYU	Eberts 15*	Dempsey 27	Eberts 2*	Eberts/Dempsey/Frishman 8*	Eberts/Smith 1	Eberts 17.5*
3/6 at LBSU	Iorfino 11	Dempsey 28	Dempsey/Smith/Iorfino 1*	Frishman 5*	Eberts/Hayes/Iorfino/Stahl 1	Iorfino 13.0
3/8 at CSUN	Iorfino 11	Dempsey 12	Hayes 1	Frishman 6	Stahl 6*	Iorfino 12.5
3/15 at PEPP	-	-	-	-	-	-
3/16 at USC	-	-	-	-	-	-
3/28 at UCI	-	-	-	-	-	-
3/29 vs. UCLA	-	-	-	-	-	-
4/5 vs. UOP	-	-	-	-	-	-
4/6 vs. STAN	-	-	-	-	-	-
4/12 vs. UH	-	-	-	-	-	-
4/13 vs. UH	-	-	-	-	-	-

*match high

VOLLEYBALL MAGAZINE POLL

March 12		
<u>Rank</u>	<u>School (1st-Place Votes)</u>	<u>Last Week</u>
1	BYU (10)	1
2	UC Irvine	3
3	Long Beach State	2
4	Pepperdine	5
5	UCLA	7
6	Cal State Northridge	8
7	Ohio State	6
8	Stanford	4
9	Lewis	10
10	UC Santa Barbara	RV

UCSD in the VBM Poll

January 8.....	RV
January 15.....	RV
January 22.....	RV
January 29.....	RV
February 5.....	NR
February 12.....	NR
February 19.....	NR
February 26.....	NR
March 5.....	NR
March 12.....	NR
March 19.....	
March 26.....	
April 2.....	
April 9.....	

CAREER AND SEASON HIGHS

1 • Elliott SHAW • OH

Stat	2013 High	Career High
Kills	1, 3/1 at CBU	1, 3/1/13 at CBU
Hit% (min. 10 A)	-	-
Assists	-	-
Aces	-	-
Digs	3, 3/1 at CBU	3, 3/1/13 at CBU
Blocks	-	-
Points	1.0, 3/1 at CBU	1.0, 3/1/13 at CBU

2 • Kevin McGINNIS • L

Stat	2013 High	Career High
Kills	-	-
Assists	3, 1/5 vs. Long Beach State	3, 2 times (last 1/5/13 vs. LBSU)
Aces	-	-
Digs	11, 2 times (last 2/2 at UCLA)	12, 1/11/12 vs. Loyola
Points	-	-

3 • Ganesh ELIE • MB

Stat	2013 High	Career High
Kills	-	-
Hit% (min. 10 A)	-	-
Assists	-	-
Aces	-	-
Digs	-	-
Blocks	-	-
Points	-	-

5 • Chase FRISHMAN • L

Stat	2013 High	Career High
Kills	1, 2/22 at HIU	1, 2/22/13 at HIU
Assists	4, 2/8 at UOP	4, multiple times (last 2/8/13 at UOP)
Aces	-	1, 2 times (last 2/3/12 at HIU)
Digs	13, 1/4 vs. Lewis	19, 3/30/12 vs. UCLA
Points	1.0, 2/22 at HIU	1.0, 3 times (last 2/22/13 at HIU)

6 • Eric BARBER • OH

Stat	2013 High	Career High
Kills	-	-
Hit% (min. 10 A)	-	-
Assists	-	-
Aces	-	-
Digs	-	-
Blocks	-	-
Points	-	-

7 • Carl EBERTS • OH

Stat	2013 High	Career High
Kills	22, 1/17 vs. Cal Baptist	22, 3 times (last 1/17/13 vs. CBU)
Hit% (min. 10 A)	.562 (9-0-16), 2/16 vs. UCI	.611 (14-3-18), 3/8/12 at UCLA
Assists	2, 2 times (last 1/26 vs. LBSU)	3, 4 times (last 1/27/12 vs. Pepp.)
Aces	2, 3/2 vs. BYU	3, 3 times (last 2/17/12 vs. Pacific)
Digs	11, 1/30 vs. Princeton	12, 1/26/11 vs. Princeton
Blocks	5, 1/10 vs. USC	6, 2 times (last 2/3/12 at HIU)
Points	23.0, 1/17 vs. Cal Baptist	24.5, 3/12/11 at Pepperdine

8 • Kyle LORIA • OH

Stat	2013 High	Career High
Kills	-	-
Hit% (min. 10 A)	-	-
Assists	-	-
Aces	-	-
Digs	-	-
Blocks	-	-
Points	-	-

10 • Mike BRUNSTING • S

Stat	2013 High	Career High
Kills	5, 2 times (last 2/9 at STAN)	14, 3/12/11 at Pepperdine
Hit% (min. 10 A)	-	.429 (8-2-14), 1/28/11 vs. Hawai'i
Assists	46, 2/8 at UOP	62, 2/11/12 vs. BYU
Aces	3, 2/22 at HIU	4, 1/27/12 vs. Pepperdine
Digs	15, 2/8 at UOP	15, 2/8/13 at UOP
Blocks	5, 2/8 at UOP	5, 2 times (last 2/8/13 at UOP)
Points	6.5, 1/17 vs. Cal Baptist	18.0, 3/12/11 at Pepperdine

11 • Scot METZGER • OH

Stat	2013 High	Career High
Kills	-	5, 1/27/12 vs. Pepperdine
Hit% (min. 10 A)	-	.125 (5-3-16), 1/27/12 vs. Pepperdine
Assists	-	1, 1/27/12 vs. Pepperdine
Aces	-	1, 3 times (last 2/9/12 vs. BYU)
Digs	-	2, 2 times (last 2/9/12 vs. BYU)
Blocks	-	0
Points	-	5.0, 1/27/12 vs. Pepperdine

12 • Vaun LENNON • OH

Stat	2013 High	Career High
Kills	16, 1/5 vs. Long Beach State	25, 2/11/12 vs. BYU
Hit% (min. 10 A)	.615 (9-1-13), 1/19 at BYU	.632 (13-1-19), 3/31/12 vs. UCSB
Assists	2, 2 times (last 2/16 vs. UCI)	2, 6 times (last 2/16/13 vs. UCI)
Aces	2, 1/4 vs. UCLA	4, 1/11/12 vs. Loyola
Digs	7, 3 times (last 1/5 vs. LBSU)	9, 4 times (last 4/5/12 at USC)
Blocks	3, 2 times (last 3/8 at CSUN)	4, 3 times (last 3/16/12 at CSUN)
Points	18.5, 1/5 vs. Long Beach State	26.5, 2/11/12 vs. BYU

13 • Cheyne HAYES • OPP

Stat	2013 High	Career High
Kills	18, 1/5 vs. Long Beach State	18, 1/5/13 vs. Long Beach State
Hit% (min. 10 A)	.500 (14-4-20), 2/16 vs. UCI	.500 (14-4-20), 2/16/13 vs. UCI
Assists	1, 3 times (last 3/6 at LBSU)	1, 4 times (last 3/6/13 at LBSU)
Aces	2, 2 times (last 1/17 vs. Cal Baptist)	3, 2/3/12 at Hope International
Digs	15, 1/5 vs. Long Beach State	15, 1/5/13 vs. Long Beach State
Blocks	5, 2 times (last 1/30 vs. PRIN)	5, 2 times (last 1/5/13 vs. LBSU)
Points	21.0, 1/5 vs. Long Beach State	21.0, 1/5/13 vs. Long Beach State

14 • Garrett DEMPSEY • S

Stat	2013 High	Career High
Kills	1, 5 times (last 2/1 at UCSB)	2, 4/12/12 vs. Cal Baptist
Hit% (min. 10 A)	-	-
Assists	49, 1/4 vs. Lewis	50, 3/16/12 at CSUN
Aces	1, 2 times (last 3/6 at LBSU)	1, 7 times (last 3/6/13 at LBSU)
Digs	9, 1/4 vs. Lewis	9, 2 times (last 1/4/13 vs. Lewis)
Blocks	1, 5 times (last 2/1 at UCSB)	2, 3/15/12 at Long Beach State
Points	1.5, 3 times (last 2/1 at UCSB)	3.0, 3/15/12 at Long Beach State

15 • Mathew SCHNITZER • MB

Stat	2013 High	Career High
Kills	-	-
Hit% (min. 10 A)	-	-
Assists	-	-
Aces	-	-
Digs	-	-
Blocks	-	-
Points	-	-

16 • Joel SCHOW • MB

Stat	2013 High	Career High
Kills	1, 1/19 at BYU	1, 1/19/13 at BYU
Hit% (min. 10 A)	-	-
Assists	2, 1/19 at BYU	2, 1/19/13 at BYU
Aces	-	-
Digs	2, 1/19 at BYU	2, 1/19/13 at BYU
Blocks	3, 1/19 at BYU	3, 1/19/13 at BYU
Points	2.5, 1/19 at BYU	2.5, 1/19/13 at BYU

17 • Greg SMITH • MB

Stat	2013 High	Career High
Kills	10, 1/4 vs. Lewis	10, 3 times (1/4/13 vs. Lewis)
Hit% (min. 10 A)	.533 (10-2-15), 1/4 vs. Lewis	.615 (8-0-13), 1/21/12 at UC Irvine
Assists	-	1, 1/5/12 at Hawai'i
Aces	1, 2 times (last 3/6 at LBSU)	1, 4 times (last 3/6/13 at LBSU)
Digs	2, 2 times (last 1/4 vs. UCLA)	3, 2 times (1/15/12 at Grand Canyon)
Blocks	3, 2/22 at HIU	7, 1/6/12 at Hawai'i
Points	10.5, 1/4 vs. Lewis	13.0, 2/1/12 vs. Princeton

CAREER AND SEASON HIGHS

18 • Sebastian BRADY • MB

Stat	2013 High	Career High
Kills	12, 1/4 vs. Lewis	15, 2/24/11 at BYU
Hit% (min. 10 A)	.800 (8-0-10), 1/25 vs. CSUN	.800 (8-0-10), 1/25/13 vs. CSUN
Assists	1, 4 times (last 2/15 vs. UCSB)	2, 1/7/11 vs. CSUN
Aces	1, 3 times (last 1/30 vs. PRIN)	1, 14 times (last 1/30/13 vs. PRIN)
Digs	3, 3 times (last 2/2 at UCLA)	5, 1/14/12 vs. NJIT
Blocks	6, 1/4 vs. Lewis	7, 4/9/11 at Long Beach State
Points	17.0, 1/4 vs. Lewis	18.5, 2/24/11 at BYU

20 • Nick IORFINO • OH

Stat	2013 High	Career High
Kills	19, 2/1 at UCSB	19, 2/1/13 at UCSB
Hit% (min. 10 A)	.556 (12-2-18), 2/15 vs. UCSB	.556 (12-2-18), 2/15/13 vs. UCSB
Assists	2, 2/9 at STAN	2, 2 times (last 2/9/13 at STAN)
Aces	1, 3 times (last 3/6 at LBSU)	1, 6 times (last 3/6/13 at LBSU)
Digs	8, 2/15 vs. UCSB	8, 2/15/13 vs. UCSB
Blocks	3, 3/8 at CSUN	3, 3 times (last 3/8/13 at CSUN)
Points	20.5, 2/1 at UCSB	20.5, 2/1/13 at UCSB

22 • Josh LAKE • OPP

Stat	2013 High	Career High
Kills	1, 2/2 at UCLA	1, 2/2/13 at UCLA
Hit% (min. 10 A)	-	-
Assists	1, 2/2 at UCLA	1, 2/2 at UCLA
Aces	-	-
Digs	4, 2/9 at STAN	4, 2/9/13 at STAN
Blocks	1, 2/2 at UCLA	1, 2/2/13 at UCLA
Points	1.5, 2/2 at UCLA	1.5, 2/2/13 at UCLA

23 • Fred STAHL • MB

Stat	2013 High	Career High
Kills	10, 2/9 at STAN	13, 2 times (last 3/9/12 at UCSB)
Hit% (min. 10 A)	.500 (7-1-12), 2/15 vs. UCSB	.611 (13-2-18), 3/9/12 at UCSB
Assists	1, 2/22 at HIU	2, 2/11/12 vs. BYU
Aces	2, 2/15 vs. UCSB	2, 2 times (last 2/15/13 vs. UCSB)
Digs	5, 1/17 vs. Cal Baptist	6, 3/16/12 at CSUN
Blocks	7, 2 times (last 2/1 at UCSB)	7, 3 times (last 2/1/13 at UCSB)
Points	11.5, 2 times (last 2/15 vs. UCSB)	16.5, 3/9/12 at UC Santa Barbara

24 • Matt LAUGHREA • OH

Stat	2013 High	Career High
Kills	-	-
Hit% (min. 10 A)	-	-
Assists	-	-
Aces	-	-
Digs	-	-
Blocks	-	-
Points	-	-

25 • Grant CURREY • S

Stat	2013 High	Career High
Kills	-	-
Hit% (min. 10 A)	-	-
Assists	3, 3/6 at LBSU	3, 3/6/13 at LBSU
Aces	-	-
Digs	-	-
Blocks	-	-
Points	-	-

26 • Cory SWARTZBAUGH • OPP

Stat	2013 High	Career High
Kills	5, 1/26 vs. Long Beach State	5, 1/26/13 vs. Long Beach State
Hit% (min. 10 A)	.273 (5-2-11), 1/26 vs. LBSU	.273 (5-2-11), 1/26/13 vs. LBSU
Assists	-	-
Aces	-	-
Digs	-	-
Blocks	1, 3 times (last 3/8 at CSUN)	1, 3 times (last 3/8/13 at CSUN)
Points	5.5, 1/26 vs. Long Beach State	5.5, 1/26/13 vs. Long Beach State

UCSD SIGNING CLASS FOR 2014

Player	Pos.	Ht.	Hometown/Current School	Club
Griffin Galvin	L	5-11	Folsom/Vista del Lago HS	NCVC
Adam Martell	OPP	6-7	Pewaukee, WI/Kettle Moraine HS	NSMVC



MPSF MOLTEN PLAYER OF THE WEEK

1/7	Levi Cabral	Sr.	OH	Cal Baptist
1/14	Dane Worley	Jr.	OH	UCLA
1/21	Taylor Crabb	Jr.	OH	LBSU
1/28	Sinisa Zarkovic	Fr.	OH	Hawai'i
2/4	Dalton Ammerman	Jr.	OH	LBSU
2/11	John Baker	Sr.	OPP	CSUN
2/18	Maurice Torres	Sr.	OPP	Pepperdine
2/25	Ben Patch	Fr.	OH	BYU
3/4	Ben Patch	Fr.	OH	BYU
3/11	Sinisa Zarkovic	Fr.	OH	Hawai'i
3/18	-			
3/25	-			
4/1	-			
4/8	-			

AVCA NATIONAL PLAYER OF THE WEEK

1/8	Jeremy Dejno	Jr.	OH	UC Irvine
1/15	Robert Feathers	So.	MB	USC
1/22	Taylor Sander	Jr.	OH	BYU
1/29	Taylor Hughes	Sr.	OH	Pacific
2/5	Dalton Ammerman	Jr.	OH	LBSU
2/12	Eric Fitterer	So.	OPP	Lewis
2/19	DJ White	So.	OH	Harvard
2/26	Ben Patch	Fr.	OH	BYU
3/5	Ben Patch	Fr.	OH	BYU
3/12	Sinisa Zarkovic	Fr.	OH	Hawai'i
3/19	-			
3/26	-			
4/2	-			
4/9	-			

Volleyball Box Score

2013 UC San Diego Men's Volleyball

UC San Diego vs #3 Long Beach State (Mar 06, 2013 at Long Beach, CA)

			ATTACK				SET			SERVE				RECEIVE				BLOCK					
##	UC San Diego	S	K	E	TA	Pct	Ast	TA	Pct	SA	SE	TA	Pct	O	RE	Pct	Dig	BS	BA	BE	BHE	Points	
7	Carl Eberts	1	0	2	3	-.667	0	1	.000	0	2	2	.000	9	0	1000	2	1	0	0	0	1.0	
13	Cheyne Hayes	3	8	5	16	.188	1	2	.500	0	3	9	.667	0	0	.000	3	0	1	0	0	8.5	
14	Garrett Dempsey	3	0	1	1	-1.00	28	62	.452	1	1	9	.889	1	0	1000	0	0	0	1	0	1.0	
17	Greg Smith	2	3	2	7	.143	0	0	.000	1	1	6	.833	0	0	.000	1	0	0	0	0	4.0	
18	Sebastian Brady	3	4	2	8	.250	0	1	.000	0	1	7	.857	0	0	.000	2	0	0	0	0	4.0	
20	Nick Iorfino	3	11	6	23	.217	0	2	.000	1	0	11	1000	30	0	1000	0	1	0	2	0	13.0	
1	Elliott Shaw	1	0	0	0	.000	0	0	.000	0	0	0	.000	0	0	.000	0	0	0	0	0	0.0	
5	Chase Frishman	3	0	0	0	.000	2	5	.400	0	0	0	.000	9	0	1000	5	0	0	0	0	0.0	
12	Vaun Lennon	3	6	5	17	.059	0	0	.000	0	2	10	.800	15	1	.938	1	0	0	0	0	6.0	
22	Josh Lake	1	0	0	0	.000	0	0	.000	0	1	1	.000	0	0	.000	0	0	0	0	0	0.0	
23	Fred Stahl	1	2	0	2	1.000	0	1	.000	0	0	4	1000	0	0	.000	0	0	1	0	0	2.5	
25	Grant Currey	3	0	1	1	-1.00	3	9	.333	0	0	1	1000	0	0	.000	0	0	0	0	0	0.0	
26	Cory Swartzbaugh	3	2	0	2	1.000	0	0	.000	0	1	3	.667	0	0	.000	0	0	0	0	0	2.0	
Totals		3	36	24	80	.150	34	83	.410	3	12	63	.810	64	1	.985	14	2	2	3	0	42.0	

Team Attack By Set

Set	K	E	TA	Pct	Sidout	Pct
1	9	7	28	.071	13-24	54%
2	17	10	30	.233	19-28	67%
3	10	7	22	.136	12-24	50%
44-76						57%

TOTAL TEAM BLOCKS: 3.0

SET SCORES

	1	2	3	Team Records:
UC San Diego (0)	15	26	20	6-14, 3-12 MPSF
Long Beach State (3)	25	28	25	14-4, 12-3 MPSF

			ATTACK				SET			SERVE				RECEIVE				BLOCK					
##	Long Beach State	S	K	E	TA	Pct	Ast	TA	Pct	SA	SE	TA	Pct	O	RE	Pct	Dig	BS	BA	BE	BHE	Points	
2	Jeff Ornee	3	7	3	13	.308	0	0	.000	0	0	4	1000	0	0	.000	1	0	2	0	0	8.0	
4	Taylor Crabb	3	16	0	23	.696	0	0	.000	0	2	13	.846	16	0	1000	1	0	4	0	0	18.0	
10	Dalton Ammerman	3	9	2	18	.389	0	1	.000	0	3	13	.769	12	3	.800	4	0	3	0	0	10.5	
13	Taylor Gregory	3	4	0	5	.800	0	0	.000	0	1	6	.833	1	0	1000	0	0	7	3	0	7.5	
15	Colten Echave	3	3	0	4	.750	0	3	.000	0	4	15	.733	1	0	1000	0	0	2	0	0	4.0	
21	Connor Olbright	3	1	1	2	.000	36	57	.632	1	1	17	.941	0	0	.000	4	0	2	0	0	3.0	
1	Ryan Windisch	1	0	0	0	.000	0	0	.000	0	0	1	1000	0	0	.000	0	0	0	0	0	0.0	
3	Trevor Crabb	1	0	0	0	.000	0	0	.000	0	0	1	1000	0	0	.000	0	0	0	0	0	0.0	
5	McKay Smith	1	0	0	0	.000	0	0	.000	0	0	0	.000	0	0	.000	0	0	0	0	0	0.0	
14	Ian Satterfield	3	2	1	4	.250	0	0	.000	0	0	6	1000	0	0	.000	2	0	0	0	0	2.0	
27	Andrew Sato	3	0	0	0	.000	4	6	.667	0	0	0	.000	18	0	1000	1	0	0	0	0	0.0	
Totals		3	42	7	69	.507	40	67	.597	1	11	76	.855	48	3	.941	13	0	20	3	0	53.0	

Team Attack By Set

Set	K	E	TA	Pct	Sidout	Pct
1	14	2	26	.462	14-16	87%
2	13	2	19	.579	19-26	73%
3	15	3	24	.500	15-21	71%
48-63						76%

TOTAL TEAM BLOCKS: 10.0

Site: Long Beach, CA (Walter Pyramid)

Date: Mar 06, 2013 Attend: 593 Time: 1:29

Referees: Roberta Okamura, Sid Church

	1	2	3	Total
Tie scores	1	11	1	13
Lead change	0	3	0	3

Volleyball Box Score

2013 UC San Diego Men's Volleyball

UC San Diego vs #7 Cal State Northridge (Mar 08, 2013 at Northridge, CA)

		ATTACK					SET			SERVE				RECEIVE				BLOCK					
##	UC San Diego	S	K	E	TA	Pct	Ast	TA	Pct	SA	SE	TA	Pct	O	RE	Pct	Dig	BS	BA	BE	BHE	Points	
12	Vaun Lennon	3	4	0	14	.286	1	2	.500	0	4	9	.556	20	0	1000	2	0	3	0	0	5.5	
13	Cheyne Hayes	3	5	5	16	.000	0	1	.000	1	2	8	.750	0	0	.000	2	0	1	0	0	6.5	
14	Garrett Dempsey	2	0	0	0	.000	12	36	.333	0	1	2	.500	0	0	.000	1	0	0	0	0	0.0	
18	Sebastian Brady	2	2	2	6	.000	0	0	.000	0	1	4	.750	0	0	.000	1	0	2	0	0	3.0	
20	Nick Iorfino	3	11	6	24	.208	0	0	.000	0	4	9	.556	18	1	.947	2	0	3	0	0	12.5	
23	Fred Stahl	3	5	3	13	.154	0	0	.000	0	0	9	1000	0	0	.000	1	1	5	0	0	8.5	
1	Elliott Shaw	1	0	0	0	.000	0	0	.000	0	0	0	.000	1	0	1000	0	0	0	0	0	0.0	
5	Chase Frishman	3	0	0	0	.000	1	4	.250	0	0	0	.000	17	2	.895	6	0	0	0	0	0.0	
7	Carl Eberts	2	0	3	4	-.750	1	1	1000	0	0	2	1000	2	1	.667	0	0	0	0	0	0.0	
10	Mike Brunsting	3	0	0	0	.000	11	35	.314	0	1	6	.833	0	0	.000	2	1	3	0	0	2.5	
17	Greg Smith	2	2	0	3	.667	0	1	.000	0	0	6	1000	0	1	.000	0	0	1	0	0	2.5	
26	Cory Swartzbaugh	3	0	1	2	-.500	0	0	.000	0	0	3	1000	0	0	.000	0	0	1	0	0	0.5	
Totals		3	29	20	82	.110	26	80	.325	1	13	58	.776	58	5	.921	17	2	19	0	0	41.5	

Team Attack By Set

Set	K	E	TA	Pct	Sidout	Pct
1	12	5	30	.233	15-25	60%
2	9	6	24	.125	13-24	54%
3	8	9	28	-.036	13-25	51%
						41-74 55%

TOTAL TEAM BLOCKS: 11.5

SET SCORES

	1	2	3	Team Records:
UC San Diego (0)	20	16	21	6-15, 3-13 MPSF
Cal State Northridge (3)	25	25	25	10-6, 8-6 MPSF

			ATTACK				SET			SERVE				RECEIVE				BLOCK					
##	Cal State Northridge	S	K	E	TA	Pct	Ast	TA	Pct	SA	SE	TA	Pct	O	RE	Pct	Dig	BS	BA	BE	BHE	Points	
8	Kyle Stevenson	3	3	2	8	.125	2	6	.333	1	1	20	.950	12	0	1000	8	0	0	0	0	4.0	
9	Brandon Lebrock	3	5	7	20	-.100	0	0	.000	1	4	9	.556	14	1	.933	5	0	0	0	0	6.0	
10	Jared Moore	3	5	2	8	.375	0	0	.000	1	1	9	.889	1	0	1000	0	0	2	0	0	7.0	
13	Drew Staker	3	7	1	9	.667	0	0	.000	0	0	15	1000	0	0	.000	1	0	1	0	0	7.5	
14	John Baker	3	17	3	28	.500	0	2	.000	0	2	7	.714	0	0	.000	3	0	1	0	1	17.5	
15	Travis Magorien	3	0	0	0	.000	31	57	.544	2	3	14	.786	1	0	1000	4	1	2	0	0	4.0	
1	Charlie Condron	3	0	0	0	.000	2	5	.400	0	0	0	.000	16	0	1000	3	0	0	0	0	0.0	
2	Nick Alegrado	3	0	0	0	.000	0	2	.000	0	0	0	.000	0	0	.000	5	0	0	0	0	0.0	
18	Leni Ma'ia'i	1	0	0	0	.000	0	0	.000	0	0	0	.000	0	0	.000	0	0	0	0	0	0.0	
Totals		3	37	15	73	.301	35	72	.486	5	11	74	.851	44	1	.978	29	1	6	0	1	46.0	

Team Attack By Set

Set	K	E	TA	Pct	Sidout	Pct
1	15	5	24	.417	15-20	75%
2	12	3	22	.409	14-17	82%
3	10	7	27	.111	13-21	61%
						42-58 72%

TOTAL TEAM BLOCKS: 4.0

Site: Northridge, CA (The Matadome)

Date: Mar 08, 2013 Attend: 432 Time: 1:20

Referees: Scott Hogue, Brant Lee

	<u>1</u>	<u>2</u>	<u>3</u>	<u>Total</u>
Tie scores	2	2	1	5
Lead change	1	2	0	3

2013 UC San Diego Men's Volleyball
UC San Diego Combined Team Statistics (as of Mar 08, 2013)
Conference matches

Overall record: 3-13 Conf: 3-13 Home: 3-6 Away: 0-7 Neutral: 0-0

#	Player	sp	Attack					Set		Serve			re	Dig		Blocking					bhe	points
			k	k/s	e	ta	pct	a	a/s	sa	se	sa/s		dig	dig/s	bs	ba	total	blk/s	be		
7	Carl Eberts	46	148	3.22	67	352	.230	8	0.17	4	27	0.09	14	70	1.52	5	19	24	0.52	3	0	166.5
13	Cheyne Hayes	47	125	2.66	76	292	.168	3	0.06	9	41	0.19	0	41	0.87	0	16	16	0.34	5	0	142.0
20	Nick Iorfino	42	117	2.79	57	251	.239	3	0.07	2	27	0.05	12	46	1.10	2	11	13	0.31	2	1	126.5
12	Vaun Lennon	39	79	2.03	40	209	.187	8	0.21	4	19	0.10	12	32	0.82	0	12	12	0.31	2	1	89.0
23	Fred Stahl	46	55	1.20	28	140	.193	0	0.00	4	30	0.09	0	18	0.39	5	41	46	1.00	1	0	84.5
18	Sebastian Brady	44	56	1.27	25	120	.258	4	0.09	0	7	0.00	0	19	0.43	3	25	28	0.64	3	0	71.5
10	Mike Brunsting	45	25	0.56	11	53	.264	287	6.38	5	32	0.11	1	60	1.33	1	22	23	0.51	1	1	42.0
17	Greg Smith	20	25	1.25	4	48	.438	0	0.00	1	3	0.05	1	4	0.20	0	7	7	0.35	1	0	29.5
26	Cory Swartzbaugh	14	9	0.64	6	21	.143	0	0.00	0	4	0.00	0	0	0.00	0	2	2	0.14	2	0	10.0
14	Garrett Dempsey	36	4	0.11	1	9	.333	254	7.06	1	7	0.03	0	36	1.00	0	4	4	0.11	2	2	7.0
16	Joel Schow	4	1	0.25	2	7	-.143	2	0.50	0	0	0.00	0	3	0.75	0	3	3	0.75	0	0	2.5
22	Josh Lake	22	1	0.05	2	5	-.200	1	0.05	0	10	0.00	0	10	0.45	0	1	1	0.05	0	0	1.5
1	Elliott Shaw	4	1	0.25	1	2	.000	0	0.00	0	0	0.00	0	3	0.75	0	0	0	0.00	0	0	1.0
2	Kevin McGinnis	10	0	0.00	0	1	.000	2	0.20	0	1	0.00	3	13	1.30	0	0	0	0.00	0	0	0.0
5	Chase Frishman	50	0	0.00	0	0	.000	32	0.64	0	0	0.00	17	119	2.38	0	0	0	0.00	0	0	0.0
25	Grant Currey	3	0	0.00	1	1	-1.000	3	1.00	0	0	0.00	0	0	0.00	0	0	0	0.00	0	0	0.0
UC SAN DIEGO		53	646	12.19	321	1511	.215	607	11.45	30	208	0.57	68	474	8.94	16	163	97.5	1.84	22	5	773.5
Opponents		53	660	12.45	209	1421	.317	623	11.75	68	197	1.28	30	438	8.26	34	232	150.0	2.83	19	4	878.0

Team Statistics	UCSD	OPP
ATTACK		
Kills	646	660
Errors	321	209
Total Attacks	1511	1421
Attack Pct	.215	.317
Kills/Set	12.2	12.5
SET		
Assists	607	623
Attempts	1496	1382
Assist Pct	.406	.451
Assists/Set	11.5	11.8
SERVE		
Aces	30	68
Errors	208	197
Attempts	1116	1253
Serve Pct	.814	.843
Aces/Set	0.6	1.3
SERVE RECEPTIONS		
Errors	68	30
Errors/Set	1.3	0.6
Attempts	1056	908
Reception Pct	.936	.967
DEFENSE		
Digs	474	438
Digs/Set	8.9	8.3
BLOCKING		
Block Solo	16	34
Block Assist	163	232
Total Blocks	97.5	150.0
Blocks/Set	1.8	2.8
Block Errors	22	19
Ball handling errors	5	4
ATTENDANCE		
Total	4696	5020
Dates/Avg Per Date	9/522	7/717
Neutral site #/Avg	0/0	
Current win streak	0	-
Home win streak	0	-

Date	Opponent	Score	Score by set	Att.
*Jan 10	#8 USC	w 3-0	25-22,25-22,25-20	319
*Jan 12	#4 PEPPERDINE	L 0-3	13-25,13-25,15-25	235
*Jan 17	#14 CALIFORNIA BAPTIST	w 3-2	19-25,25-17,17-25,25-16,15-12	251
*Jan 19	at #3 BYU	L 0-3	15-25,19-25,23-25	2301
*Jan 25	#9 CAL STATE NORTHRIDGE	L 0-3	23-25,25-27,20-25	302
*Jan 26	#7 LONG BEACH STATE	L 1-3	17-25,17-25,25-17,20-25	478
*Feb 01	at #12 UC Santa Barbara	L 1-3	26-28,25-23,25-27,19-25	390
*Feb 02	#5 UCLA	L 0-3	10-25,31-33,22-25	649
*Feb 08	at #11 Pacific	L 1-3	22-25,25-17,24-26,17-25	175
*Feb 09	at #4 Stanford	L 0-3	22-25,22-25,23-25	624
*Feb 15	#15 UC SANTA BARBARA	w 3-0	25-20,25-17,25-20	362
*Feb 16	#1 UC IRVINE	L 0-3	16-25,19-25,21-25	411
*Mar 01	at #12 California Baptist	L 0-3	22-25,15-25,21-25	505
*Mar 02	#2 BYU	L 0-3	20-25,25-27,15-25	1689
*Mar 06	at #3 Long Beach State	L 0-3	15-25,26-28,20-25	593
*Mar 08	at #7 Cal State Northridge	L 0-3	20-25,16-25,21-25	432

+ UC Santa Barbara Asics Invitational (4th Place)

* Mountain Pacific Sports Federation match

Record in 3-set matches:2-10 • Record in 4-set matches:0-3 • Record in 5-set matches:1-0

2013 UC San Diego Men's Volleyball
UC San Diego Combined Team Statistics (as of Mar 08, 2013)
All matches

Overall record: 6-15 Conf: 3-13 Home: 4-6 Away: 1-7 Neutral: 1-2

#	Player	sp	Attack					Set		Serve			re	Dig		Blocking						points	
			k	k/s	e	ta	pct	a	a/s	sa	se	sa/s		dig	dig/s	bs	ba	total	blk/s	be	bhe		
7	Carl Eberts	66	210	3.18	92	493	.239	9	0.14	6	43	0.09	18	104	1.58	6	24	30	0.45	3	0	234.0	
13	Cheyne Hayes	69	171	2.48	98	411	.178	3	0.04	12	61	0.17	0	76	1.10	8	27	35	0.51	7	0	204.5	
12	Vaun Lennon	57	133	2.33	70	338	.186	8	0.14	8	31	0.14	16	58	1.02	1	16	17	0.30	2	1	150.0	
20	Nick Iorfino	55	134	2.44	73	308	.198	5	0.09	3	35	0.05	12	56	1.02	2	14	16	0.29	2	1	146.0	
18	Sebastian Brady	66	91	1.38	34	184	.310	4	0.06	3	11	0.05	0	28	0.42	11	39	50	0.76	5	0	124.5	
23	Fred Stahl	58	69	1.19	30	168	.232	1	0.02	5	34	0.09	0	21	0.36	8	48	56	0.97	2	0	106.0	
10	Mike Brunsting	59	30	0.51	15	66	.227	331	5.61	10	37	0.17	1	70	1.19	1	24	25	0.42	1	1	53.0	
17	Greg Smith	33	44	1.33	10	81	.420	0	0.00	2	9	0.06	1	8	0.24	1	12	13	0.39	3	0	53.0	
26	Cory Swartzbaugh	19	10	0.53	8	25	.080	0	0.00	0	4	0.00	0	0	0.00	0	3	3	0.16	3	0	11.5	
14	Garrett Dempsey	58	5	0.09	3	12	.167	445	7.67	2	9	0.03	0	63	1.09	0	5	5	0.09	2	3	9.5	
16	Joel Schow	4	1	0.25	2	7	-.143	2	0.50	0	0	0.00	0	3	0.75	0	3	3	0.75	0	0	2.5	
22	Josh Lake	27	1	0.04	2	5	-.200	1	0.04	0	12	0.00	0	10	0.37	0	1	1	0.04	0	0	1.5	
1	Elliott Shaw	4	1	0.25	1	2	.000	0	0.00	0	0	0.00	0	3	0.75	0	0	0	0.00	0	0	1.0	
5	Chase Frishman	63	1	0.02	0	3	.333	37	0.59	0	0	0.00	21	152	2.41	0	0	0	0.00	0	0	1.0	
2	Kevin McGinnis	20	0	0.00	0	4	.000	5	0.25	0	1	0.00	7	34	1.70	0	0	0	0.00	0	0	0.0	
25	Grant Currey	3	0	0.00	1	1	-1.000	3	1.00	0	0	0.00	0	0	0.00	0	0	0	0.00	0	0	0.0	
UC SAN DIEGO			75	901	12.01	439	2108	.219	854	11.39	51	287	0.68	85	686	9.15	38	216	146.0	1.95	31	6	1098.0
Opponents			75	914	12.19	323	2043	.289	802	10.69	85	284	1.13	51	584	7.79	53	313	209.5	2.79	27	4	1208.5

Team Statistics	UCSD	OPP
ATTACK		
Kills	901	914
Errors	439	323
Total Attacks	2108	2043
Attack Pct	.219	.289
Kills/Set	12.0	12.2
SET		
Assists	854	802
Attempts	1835	1715
Assist Pct	.465	.468
Assists/Set	11.4	10.7
SERVE		
Aces	51	85
Errors	287	284
Attempts	1486	1728
Serve Pct	.807	.836
Aces/Set	0.7	1.1
SERVE RECEPTIONS		
Errors	85	51
Errors/Set	1.1	0.7
Attempts	1447	1297
Reception Pct	.941	.961
DEFENSE		
Digs	686	584
Digs/Set	9.1	7.8
BLOCKING		
Block Solo	38	53
Block Assist	216	313
Total Blocks	146.0	209.5
Blocks/Set	1.9	2.8
Block Errors	31	27
Ball handling errors	6	4
ATTENDANCE		
Total	4909	5155
Dates/Avg Per Date	10/491	8/644
Neutral site #/Avg	3/203	
Current win streak	0	-
Home win streak	0	-

Date	Opponent	Score	Score by set	Att.
+Jan 04	vs #5 Lewis	w 3-2	19-25,17-25,32-30,25-23,15-12	50
+Jan 04	vs #6 UCLA	L 2-3	24-26,19-25,25-22,25-17,8-15	150
+Jan 05	vs #7 Long Beach State	L 2-3	25-21,21-25,18-25,25-16,12-15	410
*Jan 10	#8 USC	w 3-0	25-22,25-22,25-20	319
*Jan 12	#4 PEPPERDINE	L 0-3	13-25,13-25,15-25	235
*Jan 17	#14 CALIFORNIA BAPTIST	w 3-2	19-25,25-17,17-25,25-16,15-12	251
*Jan 19	at #3 BYU	L 0-3	15-25,19-25,23-25	2301
*Jan 25	#9 CAL STATE NORTHRIDGE	L 0-3	23-25,25-27,20-25	302
*Jan 26	#7 LONG BEACH STATE	L 1-3	17-25,17-25,25-17,20-25	478
Jan 30	PRINCETON	w 3-1	25-23,25-22,21-25,25-19	213
*Feb 01	at #12 UC Santa Barbara	L 1-3	26-28,25-23,25-27,19-25	390
*Feb 02	#5 UCLA	L 0-3	10-25,31-33,22-25	649
*Feb 08	at #11 Pacific	L 1-3	22-25,25-17,24-26,17-25	175
*Feb 09	at #4 Stanford	L 0-3	22-25,22-25,23-25	624
*Feb 15	#15 UC SANTA BARBARA	w 3-0	25-20,25-17,25-20	362
*Feb 16	#1 UC IRVINE	L 0-3	16-25,19-25,21-25	411
Feb 22	at Hope International	w 3-0	25-22,25-20,25-23	135
*Mar 01	at #12 California Baptist	L 0-3	22-25,15-25,21-25	505
*Mar 02	#2 BYU	L 0-3	20-25,25-27,15-25	1689
*Mar 06	at #3 Long Beach State	L 0-3	15-25,26-28,20-25	593
*Mar 08	at #7 Cal State Northridge	L 0-3	20-25,16-25,21-25	432

+ UC Santa Barbara Asics Invitational (4th Place)

* Mountain Pacific Sports Federation match

Record in 3-set matches:3-10 • Record in 4-set matches:1-3 • Record in 5-set matches:2-2