



2012-13 UC SAN DIEGO

Men's Basketball *Game Notes*

Contact: Scott Flanders • sflanders@ucsd.edu • 805.390.4219

SCHEDULE/RESULTS

10-13 Overall, 9-11 CCAA
Home 3-7 • Away 6-6 • Neutral 1-0

November

5	at #20 San Diego State (exhib.)	56-80 L
9	at Dixie State (1)	67-71 L
10	vs. Fresno Pacific (1)	83-74 W
17	Grand Canyon	52-65 L
24	at Cal State San Bernardino*	82-90 L
30	Cal State L.A.*	54-61 L

December

1	Cal State Dominguez Hills*	57-58 L
30	Cal State San Bernardino*	58-73 L

January

3	at #6 Cal Poly Pomona*	51-52 L
5	at Humboldt State*	72-69 W
11	Chico State*	65-62 W
12	Cal State Stanislaus*	67-77 L
18	at Cal State Monterey Bay*	63-58 W
19	at Cal State East Bay*	69-60 W
25	at San Francisco State*	55-70 L
26	at Sonoma State*	85-65 W

February

1	at Cal State Dominguez Hills*	69-62 W
2	at Cal State L.A.	50-34 W
8	Humboldt State*	71-60 W
9	#4 Cal Poly Pomona*	50-73 L
15	at Cal State Stanislaus*	57-72 L
16	at Chico State*	61-64 L
22	Cal State East Bay*	49-72 L
23	Cal State Monterey Bay*	82-67 W
28	Sonoma State*	7:30 pm

March

1	San Francisco State*	7:30 pm
5	CCAA First Round	TBA
8	CCAA Semifinals (2)	5:30/8 p.m.
9	CCAA Final (2)	8 p.m.
16-19	NCAA Regionals	TBA
27-30	NCAA Finals (3)	TBA






(1) Dixie State Classic (St. George, UT)
(2) at Ontario, CA
(3) at Highland Heights, KY
home games in bold
* CCAA game
all times Pacific

LAST WEEK OF REGULAR SEASON PLAY TAKES PLACE AT RIMAC

-- Game 24 --

Sonoma State (10-14, 8-12)

Thursday, Feb. 28 • 7:30 pm
RIMAC Arena • La Jolla

 Video/Audio - <http://bit.ly/gWUuRJ> 
 Radio - ESPN 1700
 Stats - <http://bit.ly/ifsRBt5>
 Tickets - <http://bit.ly/W87xlb> 








All-time series SSU leads 18-13
First meeting 1971
Result 73-56 W
Last meeting 1/26/13 @ SSU
Result 85-65 W
Last UCSD loss 2/24/12 @ SSU
Result 68-70
UCSD streak Won 1
2011-12 series Tied 1-1



-- Game 25 --

San Francisco State (15-9, 13-7)

Friday, March 1 • 7:30 pm
RIMAC Arena • La Jolla

 Video/Audio - <http://bit.ly/gWUuRJ> 
 Radio - ESPN 1700
 Stats - <http://bit.ly/ifsRBt5>
 Tickets - <http://bit.ly/W87xlb> 

All-time series UCSD leads 14-12
First meeting 12/15/00 @ UCSD
Result 96-77 W
Last meeting 1/25/13 @ SFSU
Result 55-70 L
Last UCSD win 12/29/11 @ UCSD
Result 72-50
UCSD streak Lost 2
2011-12 series Tied 1-1

(AD)MISSION STATEMENT

Tickets for all regular season home games at RIMAC Arena are available at the main entrance on game day. General admission prices are \$10 for adults (ages 7 and up) and \$5 for seniors (ages 65 and up), visiting students and UCSD Alumni Association members. UCSD students and children under 7 are admitted free. For info on group tickets or questions, please call 858.534.2508.

YOU'RE COVERED

If you can't make it to RIMAC Arena this week, you can still follow the games live. Both contests will be broadcast by ESPN Radio 1700, with Craig Elsten calling the play-by-play on Thursday and Jordan Carruth handling the duties on Friday. A video stream, coupled with the ESPN audio, is available at <http://bit.ly/gWUuRJ>. In addition, live stats can be found at <http://bit.ly/ifsRBt5>.

FRIDAY FESTIVITIES

The first 1,000 fans in RIMAC Arena Friday, starting with the women's game at 5:30 p.m., will receive pom-poms. In addition, a lucky fan at each game will win an iPad Mini, courtesy of San Diego County Toyota Dealers. There will be a between-game taligate with free food and fireworks following the men's game.

SENIOR NIGHT

Prior to the start of Friday night's game, the four senior members of this season's squad will be recognized. Justin Brue, Tyler McGrath, Ryan Peters and Colin Porter will be playing in the final regular season game of their careers.

WE'RE IN!

For the first time since the 2008-09 season, UCSD has clinched a spot in the eight-team CCAA Tournament. Entering the week, the Tritons sit in seventh place in the league with a 9-11 record. Sonoma State is eighth at 8-12 and Humboldt State is ninth at 7-13. If UCSD and HSU were to finish tied at 9-13, the Tritons would win the tiebreaker as they were 2-0 against the Lumberjacks this season. If UCSD, HSU and SSU all finish at 9-13, the Tritons would win that tiebreaker as well since Humboldt was 0-2 against both of the other tied teams. The Tritons will play on the road in a first round game on Tuesday, March 5, with their opponent still to be determined. Joining UCSD as tourney spot clinchers are Cal Poly Pomona, Cal State San Bernardino, San Francisco State, Cal State L.A., Chico State and Cal State Dominguez Hills. The eighth qualifier has not yet been determined. The tournament semifinals and final will be contested at Citizens Business Bank Arena in Ontario, Calif., on Friday, March 8 (5:30 and 8 p.m.) and Saturday, March 9 (8 p.m.), respectively.

BRUE APPROACHING CAREER REBOUND RECORD

Justin Brue needs 17 rebounds to overtake Shane Poppen for UCSD's Division II career record. Poppen totaled 544 (2005-09), while Brue has grabbed 528 since the 2009-10 season. Brue recently passed Christian Hatch, who amassed 523 boards between 2008 and 2012.

RIPE FROM THE STRIPE

UCSD has been dominant from the free throw line as the Tritons lead the CCAA and rank fifth nationally in free throw percentage at 77.3% (296-for-383). Tyler McGrath leads the league and is 21st in the country at 87.9% (80-for-91), while James McCann ranks sixth in the CCAA and 63rd nationally at 84.5% (98-for-116). McGrath finished the 2011-12 season as the CCAA's leader in free throw percentage at 83.3%.

CHARITY SEASON

UCSD is well on its way to establishing a new program single season record for free throw percentage. The current all-time mark is .748 (481-for-643), set during the team's 1986-87 campaign. Entering this week, the Tritons are at .773 (296-for-383).

CAL STATE EAST BAY REWIND

The Tritons shot just 34.7% (17-49) from the field and made just one of 16 three-point attempts as the Pioneers took a 72-49 win at RIMAC Arena on Feb. 22. James McCann was the lone UCSD player to hit double digits in points with 10. East Bay shot 55.6% (25-45) for the game and scored 25 points off of 16 UCSD turnovers. The 49 points scored by UCSD was the team's lowest total of the season.

CAL STATE MONTEREY BAY REWIND

Five Tritons scored 10 or more points, including James McCann (19), Tyler McGrath (14), Drew Dyer (13), Justin Brue (12) and Hunter Walker (12) as UCSD posted an 82-67 win over CSUMB on Feb. 23 at RIMAC Arena. Brue recorded a double-double by adding a game-high 10 rebounds. The Tritons out-rebounded the Otters, 39-23, and made nine three-pointers on the night.

A LOOK AT THE SEAWOLVES

Sonoma State enters Thursday's game at 10-14 overall and in eighth place in the CCAA with an 8-12 mark. The Seawolves are fighting for the eighth and final spot in next week's league tournament. One win in their final two will assure them of a berth. Patrick Scott leads the CCAA in scoring, averaging 15.9 points/game. Will Olsem is tied for fifth at 14.5 points/game. Justin Herold averages a team-best 5.5 rebounds, while Jason Walter is dishing out 2.2 assists/game. The Seawolves have lost four of their last five and split last week's games, defeating Humboldt State (83-68) and falling to No. 4 Cal Poly Pomona (60-68).

A LOOK AT THE GATORS

San Francisco State, which plays at Cal State San Bernardino Friday night, comes into the week at 15-9 overall and 13-7 in the CCAA, good for third place. The Gators are looking to sew up a home first round tourney game. SFSU won both of its games last week at home, downing No. 4 Cal Poly Pomona (57-55) and Humboldt State (79-61). Calvin Otiono is averaging 12.8 points/game, while Decensae White, the reigning CCAA Player of the Week, is just behind at 12.2. William Overton, Jr. is dropping 11.1 points/game, while White is the team's top rebounder, averaging 7.4 boards/game.

REGIONALLY SPEAKING

The NCAA released its second regional rankings of the season Wednesday. The top 10 in the West goes: 1. Western Washington, 2. Cal Poly Pomona, 3. Seattle Pacific, 4. Dixie State, 5. Grand Canyon, 6. Cal State San Bernardino, 7. Chaminade, 8. San Francisco State, 9. Alaska Anchorage and 10. Chico State.

FOUR ON THE FLOOR

UCSD's recent four-game win streak was its longest since the 2008-09 season when the Tritons won five straight between Jan. 16 and Jan. 30. All of those victories were also against CCAA teams (Cal State Monterey Bay, San Francisco State, Cal State Stanislaus, Chico State and Sonoma State). The Tritons had a pair of five-game streaks that season.

3,897's A CROWD

The Spirit Night (an annual campus event) game against Humboldt State on Friday, Feb. 8, drew a crowd of 3,897, the second-highest attendance at a men's basketball game in the history of RIMAC Arena.

COMING HOME

UCSD returned to RIMAC Arena on Feb. 8 following a season-long, six-game road swing that began at Cal State Monterey Bay on Jan. 18. It was the team's longest away streak since the 2007-08 season, when UCSD played eight consecutive road games, half of those coming at the CCAA Tournament and NCAA West Regional. During the 2005-06 season, the Tritons played nine straight regular season games away from La Jolla.

HOW LOW CAN YOU GO

The 34 points recorded by Cal State L.A. on Feb. 2 were the fewest given up by the Tritons since an 85-25 win over Caltech on Jan. 8, 1983. The total was the third-lowest on record in program history (117-27 win vs. LIFE Bible College on 12/6/75).

EXTREME GAMES

UCSD's 20-point (85-65) win at Sonoma State on Jan. 26 was the team's largest margin of victory this season. The previous was nine points at Cal State East Bay (69-60) and against Fresno Pacific (83-74). At the other extreme, the Tritons' 73-50 loss against Cal Poly Pomona on Feb. 9 was its largest margin of defeat.

LIVIN' IN THE 80's

UCSD's 85 points scored at Sonoma State on Jan. 26 was a season-high. The last time the Tritons posted a higher total was on Nov. 4, 2011, a 102-74 win against

Chestnut Hill at the Disney Classic in Anaheim. UCSD has eclipsed the 80-point plateau four times this season (90-82 loss at CSUSB on 11/24; 83-74 win vs. Fresno Pacific on 11/10; 82-67 win vs. Cal State Monterey Bay on 2/23).

BEHIND THE DISH

James McCann's nine assists at Sonoma State on Jan. 26 set a new career-high for the point guard. His previous best was eight at Cal State San Bernardino on Dec. 19, 2011. McCann is dishing out 4.3 helpers per game, tied for first in the CCAA with Sam Marcus of Cal State Stanislaus.

McGRATH NAMED CCAA PLAYER OF THE WEEK

Tyler McGrath was named the Wilson/CCAA Player of the Week on Jan. 28. McGrath led UCSD in scoring (23.5 points/game), three-pointers (9), free throws (8), and minutes (70) over two league road games. He made 52 percent (15 of 29) of his shots from the field, 47 percent (9 of 19) from behind the three point line and 89 percent (8 of 9) of his free throws. In an 85-65 blowout of Sonoma State, McGrath netted a game-high 32 points, one short of his career-best, on 10-for-15 shooting. He made a career-high six three pointers while also adding two rebounds, two assists and a steal in 36 minutes of play. The night prior, McGrath had team-highs with 15 points and five rebounds in a 70-55 loss at San Francisco State. He is the first Triton to win the honor since Jordan Lawley on Feb. 8, 2010.

THE SIXTH CENTURY

UCSD'S win at Humboldt State on Jan. 5, its first-ever victory in Arcata, was the 600th victory in program history.

UNDER 90

Prior to Cal State San Bernardino scoring 90 on Nov. 24, no UCSD opponent had posted a point total that high since Cal State Monterey Bay won 97-93 in double overtime on Jan. 26, 2008 at RIMAC Arena. The last time an opponent put up 90-plus in regulation was on Jan. 4, 2007 when Humboldt State downed the Tritons 90-76 in Arcata.

ALL BUT ONE

UCSD returns all but one of its starters from last season, including full-timers James McCann, Tyler McGrath and Justin Brue, along with part-timers MacKenzie McCullough and Ryan Peters. That group accounted for 61% of the team's scoring and 50% of its rebounds. The lone loss was big man Christian Hatch, who led the Tritons in scoring (12.5/game) and rebounding (7.3/game). The center was named to the All-CCAA Second Team.

COACH AND COACH

UCSD head coach Chris Carlson will be a weekly guest on XX Sports 1090's "Coach" Kentera Show. Carlson will join host John Kentera every Tuesday at approximately 8:30 p.m. You can listen online as well at <http://bit.ly/TsuTZ6>.

BE SOCIAL

There are now more ways than ever to follow the Tritons. Get instant updates on Twitter (UCSDtriton) and like us on Facebook (UCSDtriton). For a more visual approach, watch us on YouTube (UCSDathletics). Be sure to follow us all year for updates, behind the scene looks and other exclusive content.

GEAR HERE

UC San Diego Athletics is excited to announce the grand opening of UCSDTritonGear.com, which will provide a web-based, on-demand option for UCSD Tritons athletic apparel and merchandise. Fans have access to over 600 products, including special event and championship gear.

QUICK FACTS

THE UNIVERSITY

Location..... La Jolla, CA 92093
 Founded..... 1960
 Enrollment..... 29,324
 Colors..... Blue and Gold
 Nickname..... Tritons
 Affiliation..... NCAA Division II
 Conference..... CCAA
 Chancellor..... Pradeep K. Khosla
 Athletics Director..... Earl W. Edwards
 Facility (capacity)..... RIMAC Arena (5,000)
 Athletics Phone..... 858.534.4211

COACHING STAFF

Head Coach..... Chris Carlson, sixth season
 Alma Mater..... UC Santa Barbara '93
 Record at UCSD (years)..... 74-87 (5+)
 Overall Record (years)..... 74-87 (5+)
 Carlson E-mail..... carlson@ucsd.edu
 Carlson Phone..... 858.534.8453
 Assistant Coach..... Eric Olen, ninth season
 Alma Mater..... Spring Hill College '04
 Olen E-mail..... eolen@ucsd.edu
 Assistant Coach..... Gerred Link, first season
 Alma Mater..... Sonoma State '11
 Link E-mail..... glink@ucsd.edu
 Olen/Link Phone..... 858.822.6553

TEAM INFORMATION

2011-12 Overall Record..... 10-17
 2011-12 CCAA Record (finish)..... 6-16 (11th)
 Starters Returning/Lost..... 4/1
 Letterwinners Returning/Lost..... 8/5
 Newcomers..... 5

TEAM HISTORY

First Season..... 1965-66
 Overall Record..... 608-634
 First Season in NCAA Division II..... 2000-01
 NCAA Division II Tournament Appearances..... 1 (2008)
 NCAA Division III Tournament Appearances..... 4 (1994,
 1992, 1991, 1990)

COMMUNICATIONS

Basketball Contact..... Scott Flanders
 E-mail..... sflanders@ucsd.edu
 Phone..... 805.390.4219
 Press Row Phone..... 805.390.4219

ON THE WEB

UCSD Athletics..... UCSDtritons.com
 CCAA..... goccaa.org
 NCAA..... ncaa.com/sports/basketball-men/d2

SOCIAL

Facebook..... UCSDtritons
 Twitter..... UCSDtritons
 YouTube..... UCSDathletics

ROSTER

No.	Name	Pos.	Ht.	Wt.	Yr.	Hometown/High School/Last School
10	James McCann	G	5-11	165	Jr.	Carlsbad/La Costa Canyon
11	MacKenzie McCullough	G/F	6-4	195	Jr.	Sacramento/Jesuit
12	Tyler McGrath	G	6-2	175	Sr.	Camarillo/Oaks Christian
13	Matt Bailey	G	5-11	185	Jr.	Mission Viejo/Tesoro
14	Drew Dyer	F/G	6-6	210	Fr.	Aurora, CO/Regis Jesuit/Air Force
15	Aleks Lipovic	G	6-4	185	Fr.	Capistrano Beach/Capistrano Valley
20	Justin Brue	F	6-5	215	Sr.	Hayward/Bishop O'Dowd
21	Michael Robinson	G	6-3	210	RFr.	Riverside/Patriot
22	Brandon Blanchard	C/F	6-8	240	So.	Rancho Santa Margarita/Santa Margarita
23	Hunter Walker	G/F	6-4	205	Fr.	Santa Maria/Righetti
24	Treavon Francis	G	6-4	205	Fr.	Covina/Northview
25	Ryan Peters	G	6-4	205	Sr.	Santa Clarita/Northfield Mount Hermon/Lehigh
30	Colin Porter	F/C	6-6	230	Sr.	San Diego/Torrey Pines
33	Zach McMillan	C/F	6-7	215	Fr.	Santa Monica/Westchester

Head Coach Chris Carlson, sixth season (UC Santa Barbara '93)
Assistant Coach Eric Olen, ninth season (Spring Hill College '04)
Assistant Coach Gerred Link, first season (Sonoma State '11)

ROSTER BREAKDOWN

BY POSITION

Guards (9)
 10 James McCann
 11 MacKenzie McCullough
 12 Tyler McGrath
 13 Matt Bailey
 15 Aleks Lipovic
 21 Michael Robinson
 23 Hunter Walker
 24 Treavon Francis
 25 Ryan Peters

Forwards (3)
 14 Drew Dyer
 20 Justin Brue
 30 Colin Porter

Centers (2)
 22 Brandon Blanchard
 33 Zach McMillan

BY YEAR

Freshmen (5)
 14 Drew Dyer
 15 Aleks Lipovic
 23 Hunter Walker
 24 Treavon Francis
 33 Zach McMillan

Redshirt Freshmen (1)
 21 Michael Robinson

Sophomores (1)
 22 Brandon Blanchard

Juniors (3)
 10 James McCann
 11 MacKenzie McCullough
 13 Matt Bailey

Seniors (4)
 12 Tyler McGrath
 20 Justin Brue
 25 Ryan Peters
 30 Colin Porter

PRONUNCIATIONS

11 Mick-ULL-uh
 15 ALEX LIP-oh-vick
 20 BREW
 24 TRAY-von
 AC OH-lenn
 AC JERR-ed

PERSONNEL RETURNING/LOST

Starters Returning (5)

No.	Name	pos	gp-gs	fg-fga	fg%	3fg-3fga	3fg%	ft-fta	ft%	reb	rpg	a	b	s	pts	ppg
10	James McCann	G	27-27	92-234	.393	31-91	.341	94-121	.777	60	2.2	104	4	28	309	11.4
11	MacKenzie McCullough	G/F	27-11	60-146	.411	25-73	.342	21-28	.750	76	2.8	22	15	9	166	6.1
12	Tyler McGrath	G	27-27	79-200	.395	47-128	.367	80-96	.833	112	4.1	35	5	27	285	10.6
20	Justin Brue	F	27-26	93-219	.425	0-1	.000	63-93	.677	159	5.9	36	33	20	249	9.2
25	Ryan Peters	G	15-15	20-34	.588	6-13	.462	12-19	.632	36	2.4	24	2	5	58	3.9

Starters Lost (1)

No.	Name	pos	gp-gs	fg-fga	fg%	3fg-3fga	3fg%	ft-fta	ft%	reb	rpg	a	b	s	pts	ppg
42	Christian Hatch	C	24-24	112-219	.511	0-0	.000	75-122	.615	174	7.3	13	10	8	299	12.5

Other Letterwinners Returning (3)

No.	Name	pos	gp-gs	fg-fga	fg%	3fg-3fga	3fg%	ft-fta	ft%	reb	rpg	a	b	s	pts	ppg
13	Matt Bailey	G	27-0	15-39	.385	3-10	.300	21-26	.808	40	1.5	51	1	11	54	2.0
30	Colin Porter	F/C	18-0	7-12	.583	0-0	.000	7-13	.538	18	1.0	1	0	1	21	1.2
22	Brandon Blanchard	C/F	2-0	0-2	.000	0-1	.000	2-2	1.000	2	1.0	0	0	0	2	1.0

Other Letterwinners Lost (4)

No.	Name	pos	gp-gs	fg-fga	fg%	3fg-3fga	3fg%	ft-fta	ft%	reb	rpg	a	b	s	pts	ppg
14	Dylan Bohanan	G/F	21-0	25-76	.329	0-22	.000	14-21	.667	36	1.7	15	0	5	64	3.0
15	Mike Meza	F	26-2	63-135	.467	43-85	.506	26-30	.867	46	1.8	21	8	7	195	7.5
23	Mark Tarabilda	G	12-0	2-7	.286	2-5	.400	0-0	.000	1	0.1	3	0	0	6	0.5
44	Ryan Wheeler	C	21-3	17-44	.386	0-0	.000	9-12	.750	28	1.3	4	4	2	43	2.0

Redshirt Freshmen Returning (1)

No.	Name	pos	ht	wt
21	Michael Robinson	G	6-3	210

Incoming Freshmen (5)

No.	Name	pos	ht	wt
14	Drew Dyer	F/G	6-6	210
15	Aleks Lipovic	G	6-4	185
23	Hunter Walker	G/F	6-4	205
24	Treavon Francis	G	6-4	205
33	Zach McMillan	C/F	6-7	215



CCAA STANDINGS

through 2/26/13

Team	CCAA				Overall				Last 10	Streak
	W-L	Pct.	PF	PA	W-L	Pct.	PF	PA		
Cal Poly Pomona	18-2	.900	1349	1097	22-2	.917	1642	1320	9-1	Won 1
CS San Bernardino	14-6	.700	1473	1395	16-7	.696	1720	1643	6-4	Lost 1
San Francisco State	13-7	.650	1337	1270	15-9	.625	1654	1592	7-3	Won 2
CS L.A.	12-8	.600	1198	1166	15-9	.625	1540	1372	6-4	Lost 1
Chico State	12-8	.600	1360	1237	15-9	.625	1625	1447	7-3	Won 5
CS Dominguez Hills	11-9	.550	1236	1228	15-12	.556	1720	1687	5-5	Won 1
UC San Diego	9-11	.450	1267	1299	10-13	.435	1469	1509	5-5	Won 1
Sonoma State	8-12	.400	1360	1417	10-14	.417	1661	1739	4-6	Lost 1
Humboldt State	7-13	.350	1356	1465	11-13	.458	1709	1699	5-5	Lost 2
CS Stanislaus	6-14	.300	1283	1361	9-15	.375	1651	1623	3-7	Lost 2
CS East Bay	6-14	.300	1279	1411	7-17	.292	1537	1704	2-8	Won 2
CS Monterey Bay	4-16	.200	1375	1527	8-19	.296	1931	2022	1-9	Lost 8

CCAA STAT RANKINGS

through 2/26/13

INDIVIDUAL				TEAM		
Stat	Rank	Triton	No.	Stat	Rank	No.
Points/Game	4	McGrath	14.7	Points/Game	11	63.9
3PT FG/Game	T-5	McGrath	2.0	Field Goal %	6	42.8
FT/Game	3	McCann	4.3	3PT Field Goals	6	145
	5	McGrath	3.5	3PT Field Goal %	8	31.7
Free Throw %	1	McGrath	87.9	Free Throws	T-11	296
	6	McCann	84.5	Free Throw %	1	77.3
Rebounds/Game	T-9	Brue	6.2	Rebounds/Game	10	32.7
Assists/Game	T-1	McCann	4.3	Assists/Game	8	11.8
Blocks/Game	T-9	Brue	0.9	Steals/Game	12	3.4
				Blocks/Game	8	2.5

only players ranking in the top 10 are listed

RANDOM RECORDS

UCSD WHEN ...

At home	3-7
On the road	6-6
At a neutral site	1-0
Scoring first	2-8
Opponent scores first	8-5
Leading at the half	6-5
Trailing at the half	4-7
Tied at the half	0-1
Leading w/5:00 remaining	8-0
Trailing w/5:00 remaining	1-12
Tied w/5:00 remaining	1-1
In overtime	0-0
Shooting 50%-plus	3-1
Shooting less than 50%	7-12
Opponent shoots 50%-plus	2-5
Opponent shoots less than 50%	8-8
Out-shooting opponent	7-0
Out-shot by opponent	3-13
Out-rebounding opponent	7-5
Out-rebounded by opponent	2-8
Equal number of rebounds	1-0
Posting more turnovers	7-7
Posting fewer turnovers	3-3
Equal number of turnovers	0-3
Scoring 70+ points	5-1
Scoring 60-69 points	4-3
Scoring 50-59 points	1-8
Scoring less than 50 points	0-1
Opponent scores 70+ points	1-8
Opponent scores 60-69 points	7-3
Opponent scores 50-59 points	1-2
Opponent scores less than 50 points	1-0
Final margin of 1-4 points	2-4
Final margin of 5-9 points	4-2
Final margin of 10+ points	4-7
Longest win streak	4
Longest losing streak	6
Current streak	Won 1
Playing a ranked opponent	0-2

UCSD ON ...

Sundays	0-1
Mondays	0-0
Tuesdays	0-0
Wednesdays	0-0
Thursdays	0-1
Fridays	4-5
Saturdays	6-6

UCSD IN ...

November	1-4
December	0-2
January	5-3
February	4-4
March	0-0

CARLSON AT UCSD

Year	Overall	CCAA	Finish	Postseason
2007-08	18-12	11-9	6th	W Regional 1st rd
2008-09	17-11	13-7	T-4th	--
2009-10	8-17	7-15	9th	--
2010-11	11-17	6-16	11th	--
2011-12	10-17	6-16	11th	--
2012-13	9-12	8-10	--	--
Totals	74-87	52-74	--	--

NABC NATIONAL POLL

2/26/13

Rank	Team	Record
1	West Liberty	27-1
2	Metro State	23-1
3	Western Washington	25-1
4	Seattle Pacific	21-3
5	Cal Poly Pomona	22-2
6	Alabama-Huntsville	21-4
7	Minnesota State	22-4
8	Drury	21-4
9	Saint Anselm	21-4
10	Winston-Salem State	20-5
11	Saint Leo	20-5
12	Lincoln Memorial	20-4
13	Wisconsin-Parkside	19-6
14	Florida Southern	19-5
15	Bellarmine	19-6
16	Indiana (Pa.)	20-5
17	Fort Lewis	18-5
18	Benedict	20-6
19	Southern Indiana	19-6
20	East Stroudsburg	20-5
21	Winona State	23-6
22	Grand Canyon	22-5
23	Dominican	21-5
24	Livingstone	20-5
25	Augustana	19-7

CCAA COACHES POLL

10/31/12

Rank	Team (1st-place votes)	Points
1	Chico State (7)	112
2	Cal Poly Pomona (3)	106
3	Cal State San Bernardino (1)	88
4	Humboldt State	87
5	Cal State Dominguez Hills	85
6	Sonoma State (1)	81
7	Cal State L.A.	62
8	San Francisco State	61
9	Cal State Stanislaus	37
10	Cal State East Bay	33
11	UC San Diego	28
12	Cal State Monterey Bay	13

HEAD COACH CHRIS CARLSON



Sixth Season UC Santa Barbara '93

Chris Carlson embarks on his sixth season as the head coach at UC San Diego in 2012-13. The 11th coach in program history, he enters the year with an overall record of 64-74 (.464) in five seasons at the helm.

Carlson made an immediate impact upon arriving at UCSD for the 2007-08 season, leading the Tritons to an overall record of 18-12, the program's best mark since the 1998-99 campaign. After finishing sixth in the ultra-competitive California Collegiate Athletic Association standings at 11-9, Carlson's Tritons caught fire in March, defeating Cal State San Bernardino, San Francisco State and Cal Poly Pomona on the way to UCSD's first CCAA Tournament title. UCSD earned a No. 8 seed in its first NCAA Tournament appearance at the Division II level, falling to the University

of Alaska-Anchorage 80-60 in the opening round of the West Regional.

The Tritons were one of the top teams in the CCAA again in 2008-09, recording an overall record of 17-11 and a 13-7 mark in league play. After earning a No. 4 seed in the CCAA Tournament, UCSD defeated No. 5 Humboldt State 79-67 in the first round before falling 76-72 to host Cal State San Bernardino in the semifinals.

UCSD finished with an overall record of 8-17 in 2009-10, missing the postseason for the first time since 2007. The Tritons went 4-2 during a six-game stretch in February to stay in contention for a conference tournament berth, but a pair of losses to Sonoma State and Humboldt State the final week of the regular season dashed the Tritons' postseason hopes.

Under Carlson's guidance, senior guard Jordan Lawley became the first Triton to win the CCAA scoring title since UCSD joined the conference in 2000-01 during the 2009-10 campaign. Lawley was named to the All-CCAA First Team and went on to earn All-West Region accolades after averaging career-highs of 20.2 points, 5.3 rebounds and 2.4 assists in his final season as a Triton.

UCSD won five of its first six games to kick off the 2010-11 campaign, marking the program's best start in 10 seasons at the D-II level. The Tritons claimed the 2010 Disney West Coast Tipoff Classic title after defeating Lewis and Dixie State to open the season and also posted early season victories over Notre Dame de Namur and Simon Fraser. Despite the torrid start, UCSD would ultimately finish with an 11-17 record and miss the postseason for the second consecutive season.

The Tritons opened the 2011-12 season with a solid 102-74 blowout of Chestnut Hill College at the Disney West Coast Tipoff Classic in Anaheim. They went on to finish the tourney with a 2-1 record. UCSD twice posted back-to-back CCAA victories, the first time against Cal State Monterey Bay and Sonoma State and again vs. Cal State L.A. and Cal State Dominguez Hills.

Senior center Christian Hatch was named Second Team All-CCAA after finishing second among all league players in rebounding (7.3/game), including a conference-best 2.9 offensive boards per game. Junior guard Tyler McGrath led the CCAA in free throw percentage (.833) while senior forward Mike Meza was tops in 3-point field goal percentage (.506). Sophomore guard James McCann averaged 3.9 assists per game, third-best in the conference, and junior forward Justin Brue was fourth in blocked shots (1.2/game).

Carlson joined the Tritons after spending four seasons as the Director of Basketball Operations at UCLA under head coach Ben Howland. As the DOB, he was responsible for the day-to-day operations of the program and served as a liaison to the athletic administration and other school officials. Carlson also assisted in scheduling and recruiting and helped guide the Bruin program to back-to-back NCAA Final Four appearances in 2005-06 and 2006-07.

Before assuming his duties at UCLA, Carlson served in the same capacity for two years at the University of Pittsburgh, joining the Panther staff in the summer of 2001. Prior to that, he was a member of Howland's staff at Northern Arizona in 1998-99, where he coached a Lumberjack squad that led the country in both field goal percentage and three-point percentage for the first time in NCAA history. He remained on at NAU for two years after Howland's departure (1999-2001), where he worked with NAU's post players and oversaw recruiting and scheduling.

Prior to his stint at Northern Arizona, Carlson served as an assistant coach at his alma mater, UC Santa Barbara, from 1994-98, where he oversaw development of the team's perimeter players. He also served as an assistant coach at nearby Dos Pueblos High School in Goleta from 1991-93.

Carlson worked as a game management assistant at the National Association of Basketball Coaches All-Star game for 12 straight years from 1993-2004 and has worked four NCAA Tournament West Regionals. In addition, he was an intern in the Los Angeles/St. Louis Rams media relations department, a sports information assistant at UCSB in 1993-94 and a member of the 1994 FIFA World Cup media relations staff.

A San Diego native, Carlson is a 1993 graduate from UC Santa Barbara, where he received his Bachelor's Degree in history. Prior to his days as a Gaucho, Carlson attended Helix High School in La Mesa, where he earned all-league honors in basketball.

He and his wife Karen have two sons, Nicklas and Charlie.

INDIVIDUAL SEASON AND CAREER HIGHS

10 • James McCann

Statistic	2012-13 High	Career High
Points	21 multiple times	22 vs. CS East Bay (1/13/12)
Rebounds	7 multiple times	7 multiple times
Assists	9 multiple times	9 multiple times
Blocks	0	1 multiple times
Steals	3 multiple times	4 at Sonoma State (2/24/12)
FG Made	6 multiple times	8 vs. CS East Bay (1/13/12)
FG Att.	13 at CS Monterey Bay (1/18)	17 vs. CS East Bay (1/13/12)
3FG Made	2 multiple times	4 vs. CS Monterey Bay (1/14/12)
3FG Att.	7 at CS Monterey Bay (1/18)	9 at CS Stanislaus (1/6/12)
FT Made	10 vs. CS Monterey Bay (2/23)	10 vs. CS Monterey Bay (2/23/13)
FT Att.	11 vs. Chico State (1/11)	12 vs. Dixie State (11/13/10)

11 • MacKenzie McCullough

Statistic	2012-13 High	Career High
Points	11 at Humboldt State (1/5)	16 vs. CS Dominguez Hills (2/4/12)
Rebounds	6 at CS East Bay (1/19)	8 vs. CS Stanislaus (2/11/12)
Assists	3 vs. CS Stanislaus (1/12)	3 multiple times
Blocks	2 multiple times	2 multiple times
Steals	2 at CS Monterey Bay (1/18)	2 multiple times
FG Made	4 at Humboldt State (1/5)	6 at CS Monterey Bay (2/17/12)
FG Att.	6 multiple times	13 at San Francisco State (1/28/12)
3FG Made	3 at Humboldt State (1/5)	4 vs. CS Dominguez Hills (2/4/12)
3FG Att.	4 multiple times	7 vs. CS Dominguez Hills (2/4/12)
FT Made	4 at Dixie State (11/9)	4 multiple times
FT Att.	6 at Dixie State (11/9)	6 at Dixie State (11/9/12)

12 • Tyler McGrath

Statistic	2012-13 High	Career High
Points	33 vs. Fresno Pacific (11/10)	33 vs. Fresno Pacific (11/10/12)
Rebounds	10 vs. Chico State (1/11)	10 vs. Chico State (1/11/13)
Assists	4 vs. Fresno Pacific (11/10)	4 multiple times
Blocks	2 vs. Chico State (1/11)	2 vs. Chico State (1/11/13)
Steals	3 vs. CS Dominguez Hills (12/1)	4 vs. CS L.A. (2/3/12)
FG Made	10 multiple times	10 multiple times
FG Att.	17 vs. Fresno Pacific (11/10)	17 vs. Fresno Pacific (11/10/12)
3FG Made	6 at Sonoma State (1/26)	6 at Sonoma State (1/26/13)
3FG Att.	10 at San Francisco State (1/25)	11 vs. Humboldt State (1/21/12)
FT Made	9 multiple times	9 multiple times
FT Att.	11 vs. Humboldt State (2/8)	11 vs. Humboldt State (2/8/13)

13 • Matt Bailey

Statistic	2012-13 High	Career High
Points	8 vs. CS Stanislaus (1/12)	10 vs. Western Washington (11/5/11)
Rebounds	2 multiple times	4 multiple times
Assists	6 vs. Cal Poly Pomona (2/9)	6 multiple times
Blocks	0	1 multiple times
Steals	2 at CS San Bernardino (11/24)	2 multiple times
FG Made	3 vs. CS Stanislaus (1/12)	3 multiple times
FG Att.	8 vs. CS East Bay (2/22)	8 vs. CS East Bay (2/22/13)
3FG Made	1 multiple times	1 multiple times
3FG Att.	1 multiple times	2 multiple times
FT Made	2 multiple times	5 multiple times
FT Att.	2 multiple times	8 at Sonoma State (1/27/11)

14 • Drew Dyer

Statistic	2012-13 High	Career High
Points	30 at CS East Bay (1/19)	30 at CS East Bay (1/19/13)
Rebounds	10 at Chico State (2/16)	10 at Chico State (2/16/13)
Assists	2 multiple times	2 multiple times
Blocks	2 at CS Monterey Bay (1/18)	2 at CS Monterey Bay (1/18/13)
Steals	1 multiple times	1 multiple times
FG Made	12 at CS East Bay (1/19)	12 at CS East Bay (1/19/13)
FG Att.	15 at CS East Bay (1/19)	15 at CS East Bay (1/19/13)
3FG Made	6 at CS East Bay (1/19)	6 at CS East Bay (1/19/13)
3FG Att.	7 at Sonoma State (1/26)	7 at Sonoma State (1/26/13)
FT Made	4 vs. Fresno Pacific (11/10)	4 vs. Fresno Pacific (11/10/12)
FT Att.	5 at CS Dominguez Hills (2/1)	5 at CS Dominguez Hills (2/1/13)

15 • Aleks Lipovic

Statistic	2012-13 High	Career High
Points	--	--
Rebounds	--	--
Assists	--	--
Blocks	--	--
Steals	--	--
FG Made	--	--
FG Att.	--	--
3FG Made	--	--
3FG Att.	--	--
FT Made	--	--
FT Att.	--	--

20 • Justin Brue

Statistic	2012-13 High	Career High
Points	24 at CS San Bernardino (11/24)	24 at CS San Bernardino (11/24/12)
Rebounds	10 multiple times	11 vs. CS Monterey Bay (1/14/10)
Assists	2 multiple times	6 vs. Chestnut Hill (11/4/11)
Blocks	2 multiple times	5 vs. Humboldt State (12/19/10)
Steals	2 vs. CS East Bay (2/22)	2 multiple times
FG Made	12 at CS San Bernardino (11/24)	12 at CS San Bernardino (11/24/12)
FG Att.	16 at CS San Bernardino (11/24)	18 at Humboldt State (2/22/12)
3FG Made	0	0
3FG Att.	0	1 multiple times
FT Made	6 vs. CS Monterey Bay (2/23)	10 at Academy of Art (11/19/11)
FT Att.	8 at CS Dominguez Hills (2/1)	13 at Academy of Art (11/19/11)

21 • Michael Robinson

Statistic	2012-13 High	Career High
Points	--	--
Rebounds	--	--
Assists	--	--
Blocks	--	--
Steals	--	--
FG Made	--	--
FG Att.	--	--
3FG Made	--	--
3FG Att.	--	--
FT Made	--	--
FT Att.	--	--

INDIVIDUAL SEASON AND CAREER HIGHS

22 • Brandon Blanchard

Statistic	2012-13 High	Career High
Points	19 vs. CS Stanislaus (1/12)	19 vs. CS Stanislaus (1/12/13)
Rebounds	8 vs. CS L.A. (11/30)	8 vs. CS L.A. (11/30/12)
Assists	1 multiple times	1 multiple times
Blocks	1 multiple times	1 multiple times
Steals	0	0
FG Made	6 multiple times	6 multiple times
FG Att.	13 at Dixie State (11/9)	13 at Dixie State (11/9/12)
3FG Made	2 vs. CS L.A. (11/30)	2 vs. CS L.A. (11/30/12)
3FG Att.	7 vs. CS L.A. (11/30)	7 vs. CS L.A. (11/30/12)
FT Made	6 vs. CS Stanislaus (1/12)	6 vs. CS Stanislaus (1/12/13)
FT Att.	6 vs. CS Stanislaus (1/12)	6 vs. CS Stanislaus (1/12/13)

23 • Hunter Walker

Statistic	2012-13 High	Career High
Points	14 multiple times	14 multiple times
Rebounds	3 multiple times	3 multiple times
Assists	2 multiple times	2 multiple times
Blocks	1 multiple times	1 multiple times
Steals	2 multiple times	2 multiple times
FG Made	6 vs. Cal Poly Pomona (2/9)	6 vs. Humboldt State (2/9/13)
FG Att.	11 vs. Cal Poly Pomona (2/9)	11 vs. Humboldt State (2/9/13)
3FG Made	3 multiple times	3 multiple times
3FG Att.	5 multiple times	5 multiple times
FT Made	3 at CS L.A. (2/2)	3 at CS L.A. (2/2/13)
FT Att.	4 at CS L.A. (2/2)	4 at CS L.A. (2/2/13)

24 • Treavon Francis

Statistic	2012-13 High	Career High
Points	4 vs. CS East Bay (2/22)	4 vs. CS East Bay (2/22/13)
Rebounds	0	0
Assists	1 vs. CS East Bay (2/22)	1 vs. CS East Bay (2/22/13)
Blocks	0	0
Steals	0	0
FG Made	1 vs. CS East Bay (2/22)	1 vs. CS East Bay (2/22/13)
FG Att.	3 vs. CS East Bay (2/22)	3 vs. CS East Bay (2/22/13)
3FG Made	0	0
3FG Att.	2 vs. CS East Bay (2/22)	2 vs. CS East Bay (2/22/13)
FT Made	2 vs. CS East Bay (2/22)	2 vs. CS East Bay (2/22/13)
FT Att.	2 vs. CS East Bay (2/22)	2 vs. CS East Bay (2/22/13)

25 • Ryan Peters

Statistic	2012-13 High	Career High
Points	14 vs. Humboldt State (2/8)	14 vs. Humboldt State (2/8/13)
Rebounds	5 multiple times	9 vs. Simon Fraser (11/27/10)
Assists	4 at CS L.A. (2/2)	4 multiple times
Blocks	1 multiple times	1 multiple times
Steals	1 multiple times	2 vs. Simon Fraser (11/27/10)
FG Made	6 vs. Humboldt State (2/8)	6 vs. Humboldt State (2/8/13)
FG Att.	7 vs. Humboldt State (2/8)	9 vs. Academy of Art (11/21/10)
3FG Made	2 vs. CS San Bernardino (12/30)	3 vs. Academy of Art (11/21/10)
3FG Att.	3 vs. CS L.A. (11/30)	5 vs. Academy of Art (11/21/10)
FT Made	4 multiple times	4 multiple times
FT Att.	4 multiple times	4 multiple times

30 • Colin Porter

Statistic	2012-13 High	Career High
Points	6 at Humboldt State (1/5)	6 multiple times
Rebounds	8 multiple times	8 multiple times
Assists	1 multiple times	1 multiple times
Blocks	1 multiple times	1 multiple times
Steals	3 at CS East Bay (1/19)	3 at CS East Bay (1/19/13)
FG Made	3 at Humboldt State (1/5)	3 at Humboldt State (1/5/13)
FG Att.	6 vs. Chico State (1/11)	6 vs. Chico State (1/11/13)
3FG Made	0	0
3FG Att.	0	0
FT Made	3 vs. CS Monterey Bay (2/23)	4 vs. Chestnut Hill (11/4/11)
FT Att.	4 multiple times	5 at San Francisco State (1/28/12)

33 • Zach McMillan

Statistic	2012-13 High	Career High
Points	6 vs. CS East Bay (2/22)	6 vs. CS East Bay (2/22/13)
Rebounds	4 at Cal Poly Pomona (1/3)	4 at Cal Poly Pomona (1/3/13)
Assists	1 vs. CS Stanislaus (1/12)	1 vs. CS Stanislaus (1/12/13)
Blocks	1 vs. Chico State (1/11)	1 vs. Chico State (1/11/13)
Steals	0	0
FG Made	3 vs. CS East Bay (2/22)	3 vs. CS East Bay (2/22/13)
FG Att.	4 vs. CS East Bay (2/22)	4 vs. CS East Bay (2/22/13)
3FG Made	0	0
3FG Att.	0	0
FT Made	0	0
FT Att.	2 vs. Cal Poly Pomona (2/9)	2 vs. Cal Poly Pomona (2/9/13)

CCAA PLAYER OF THE WEEK

11/12	Givon Crump	CSUDH	Jr.	F	1/14	Marcus Walters	CSUS	Sr.	G
11/19	Patrick Scott	SSU	Sr.	G	1/21	Kwame Alexander	CSUSB	Sr.	F
11/26	James Albright	SFSU	Sr.	F	1/28	Tyler McGrath	UCSD	Sr.	G
12/3	Patrick Scott	SSU	Sr.	G	2/4	Will Olsem	SSU	Sr.	G
12/10	Sam Marcus	CSUS	Jr.	G	2/11	Brian Goins	CSUSB	Jr.	G
12/17	Mitchel Anderson	CPP	Sr.	G	2/18	Pierson Williams	CSUDH	Jr.	G
12/31	Alex Fertig	CSUMB	Fr.	G	2/25	Decensae White	SFSU	Sr.	G
1/7	Terrence Drisdorn	CPP	Jr.	G					

NATIONAL STAT RANKINGS

through 2/24/13						
INDIVIDUAL				TEAM		
Stat	Rank	Triton	No.	Stat	Rank	No.
Points/Game	225	McGrath	14.7	Scoring Offense	262	63.9
3PT FG/Game	216	McGrath	1.96	Scoring Defense	61	65.6
Free Throw %	21	McGrath	87.9	Field Goal %	187	42.8
	63	McCann	84.5	3PT FG/Game	155	6.3
Assists/Game	73	McCann	4.3	3PT Field Goal %	213	31.7
Assist/Turnover	169	McCann	1.38	Free Throw %	5	77.3
Blocks/Game	199	Brue	0.94	Rebound Margin	110	1.7
				Assists/Game	223	11.8
				Assist/Turnover	105	0.99
				Steals/Game	284	3.4
				Blocks/Game	206	2.5
				Turnovers/Game	28	12.0

UCSD INDIVIDUAL GAME HIGHS

Points	33		McGRATH, Tyler vs Fresno Pacific (11/10/12)
	32		McGRATH, Tyler at Sonoma State (01/26/13)
	30		DYER, Drew at Cal State East Bay (01/19/13)
	24		McGRATH, Tyler vs Chico State (01/11/13)
	24		BRUE, Justin at CSU San Bernardino (11/24/12)
Field Goals Made	12		DYER, Drew at Cal State East Bay (01/19/13)
	12		BRUE, Justin at CSU San Bernardino (11/24/12)
Field Goal Att.	17		McGRATH, Tyler vs Fresno Pacific (11/10/12)
	16		BRUE, Justin at CSU San Bernardino (11/24/12)
FG Pct (min 5 made)	.857	(6-7)	PETERS, Ryan vs Humboldt State (02/08/13)
	.818	(9-11)	BRUE, Justin at CSU Stanislaus (02/15/13)
3-Point FG Made	6		McGRATH, Tyler at Sonoma State (01/26/13)
	6		DYER, Drew at Cal State East Bay (01/19/13)
3-Point FG Att.	10		McGRATH, Tyler at SF State (01/25/13)
	9		McGRATH, Tyler at Sonoma State (01/26/13)
	9		McGRATH, Tyler vs CS Dominguez Hills (12/01/12)
3-Pt FG Pct (min 2 made)	1.000	(6-6)	DYER, Drew at Cal State East Bay (01/19/13)
	1.000	(2-2)	PETERS, Ryan vs CSU San Bernardino (12/30/12)
Free Throws Made	10		McCANN, James vs Cal St. Monterey Bay (02/23/13)
	9		McGRATH, Tyler vs Humboldt State (02/08/13)
	9		McCANN, James at CSU San Bernardino (11/24/12)
	9		McGRATH, Tyler vs Fresno Pacific (11/10/12)
Free Throw Att.	11		McGRATH, Tyler vs Humboldt State (02/08/13)
	11		McCANN, James vs Chico State (01/11/13)
FT Pct (min 3 made)	1.000	(10-10)	McCANN, James vs Cal St. Monterey Bay (02/23/13)
	1.000	(9-9)	McCANN, James at CSU San Bernardino (11/24/12)
	1.000	(9-9)	McGRATH, Tyler vs Fresno Pacific (11/10/12)
	1.000	(8-8)	McCANN, James at CS Dominguez Hills (02/01/13)
	1.000	(6-6)	BRUE, Justin vs Cal St. Monterey Bay (02/23/13)
	1.000	(6-6)	McCANN, James at Cal St. Monterey Bay (01/18/13)
	1.000	(6-6)	McGRATH, Tyler at Cal St. Monterey Bay (01/18/13)
	1.000	(6-6)	McGRATH, Tyler vs CSU Stanislaus (01/12/13)
	1.000	(6-6)	BLANCHARD, Brandon vs CSU Stanislaus (01/12/13)
	1.000	(5-5)	McCANN, James at Chico State (02/16/13)
	1.000	(5-5)	McGRATH, Tyler at CSU Stanislaus (02/15/13)
	1.000	(4-4)	McCANN, James vs Cal Poly Pomona (02/09/13)
	1.000	(4-4)	BRUE, Justin at Sonoma State (01/26/13)
	1.000	(4-4)	McCANN, James vs CSU Stanislaus (01/12/13)
	1.000	(4-4)	McGRATH, Tyler vs Chico State (01/11/13)
	1.000	(4-4)	McGRATH, Tyler vs CS Dominguez Hills (12/01/12)
	1.000	(4-4)	PETERS, Ryan vs CS Dominguez Hills (12/01/12)
	1.000	(4-4)	PETERS, Ryan vs Cal State L.A. (11/30/12)
	1.000	(4-4)	McCANN, James vs Cal State L.A. (11/30/12)
	1.000	(4-4)	BRUE, Justin vs Grand Canyon (11/17/12)
	1.000	(4-4)	DYER, Drew vs Fresno Pacific (11/10/12)
	1.000	(4-4)	BRUE, Justin at Dixie State (11/09/12)
	1.000	(4-4)	McCANN, James at Dixie State (11/09/12)
	1.000	(3-3)	McGRATH, Tyler at Chico State (02/16/13)
	1.000	(3-3)	McGRATH, Tyler at Humboldt State (01/05/13)
Rebounds	10		BRUE, Justin vs Cal St. Monterey Bay (02/23/13)
	10		DYER, Drew at Chico State (02/16/13)
	10		BRUE, Justin at CS Dominguez Hills (02/01/13)
	10		PORTER, Colin at CS Dominguez Hills (02/01/13)
	10		McGRATH, Tyler vs Chico State (01/11/13)
	10		BRUE, Justin vs CSU San Bernardino (12/30/12)
Assists	9		McCANN, James vs Cal St. Monterey Bay (02/23/13)
	9		McCANN, James at Sonoma State (01/26/13)
Steals	3		McCANN, James at Sonoma State (01/26/13)
	3		PORTER, Colin at Cal State East Bay (01/19/13)
	3		McCANN, James vs Chico State (01/11/13)
	3		McGRATH, Tyler vs CS Dominguez Hills (12/01/12)

OPPONENT INDIVIDUAL GAME HIGHS

Points	24		VERTON,Jr.,William at SF State (01/25/13)
	24		GOINS, Brian at CSU San Bernardino (11/24/12)
	22		WARD, Brandon vs Cal St. Monterey Bay (02/23/13)
	22		SCOTT, Patrick at Sonoma State (01/26/13)
	22		Taylor, John vs Fresno Pacific (11/10/12)
Field Goals Made	9		VERTON,Jr.,William at SF State (01/25/13)
	9		GOINS, Brian at CSU San Bernardino (11/24/12)
Field Goal Att.	18		WARD, Brandon vs Cal St. Monterey Bay (02/23/13)
	18		Taylor, John vs Fresno Pacific (11/10/12)
FG Pct (min 5 made)	.875	(7-8)	FAISON, Jordan at Cal Poly Pomona (01/03/13)
	.857	(6-7)	MITCHELL, Ray vs CSU Stanislaus (01/12/13)
3-Point FG Made	4		SMITH, Jason vs Cal State East Bay (02/22/13)
	4		SIMS, Damario at Chico State (02/16/13)
	4		SCOTT, DeRonn vs Cal Poly Pomona (02/09/13)
	4		SCOTT, Patrick at Sonoma State (01/26/13)
	4		SIMMONS, Jamari at CSU San Bernardino (11/24/12)
3-Point FG Att.	9		Taylor, John vs Fresno Pacific (11/10/12)
	8		SIMS, Damario at Chico State (02/16/13)
3-Pt FG Pct (min 2 made)	1.000	(3-3)	GEARY, Deon at CS Dominguez Hills (02/01/13)
	1.000	(2-2)	JEFFERSON, Ryan at CS Dominguez Hills (02/01/13)
	1.000	(2-2)	HADDOCK, Lacy at CSU San Bernardino (11/24/12)
	1.000	(2-2)	Groskreutz, Dalton at Dixie State (11/09/12)
Free Throws Made	11		Lowery, Joshua vs Grand Canyon (11/17/12)
	8		KINDRED, Gabe at Cal State East Bay (01/19/13)
	8		WALTERS, Marcus vs CSU Stanislaus (01/12/13)
Free Throw Att.	13		Lowery, Joshua vs Grand Canyon (11/17/12)
	12		Taylor, John vs Fresno Pacific (11/10/12)
FT Pct (min 3 made)	1.000	(8-8)	KINDRED, Gabe at Cal State East Bay (01/19/13)
	1.000	(5-5)	FALL, Mohamed vs Cal Poly Pomona (02/09/13)
	1.000	(5-5)	HADDOCK, Lacy vs CSU San Bernardino (12/30/12)
	1.000	(4-4)	OKUNGBOWA, Ota vs Cal State East Bay (02/22/13)
	1.000	(4-4)	HADDOCK, Lacy at CSU San Bernardino (11/24/12)
	1.000	(4-4)	Larson, Steven at Dixie State (11/09/12)
	1.000	(3-3)	APSAY, Coley vs Cal St. Monterey Bay (02/23/13)
	1.000	(3-3)	HEBEBRAND, Ryan vs Cal State East Bay (02/22/13)
	1.000	(3-3)	PARKER, Rashad at Chico State (02/16/13)
	1.000	(3-3)	BELL, Taylor at CSU Stanislaus (02/15/13)
	1.000	(3-3)	VERTON,Jr.,William at SF State (01/25/13)
	1.000	(3-3)	MARCUS, Sam vs CSU Stanislaus (01/12/13)
	1.000	(3-3)	Groskreutz, Dalton at Dixie State (11/09/12)
Rebounds	11		ANDERSON, Mitchel at Cal Poly Pomona (01/03/13)
	11		Groskreutz, Dalton at Dixie State (11/09/12)
Assists	7		BELL, Barry vs Cal Poly Pomona (02/09/13)
	7		MARCUS, Sam vs CSU Stanislaus (01/12/13)
Steals	4		GOINS, Brian vs CSU San Bernardino (12/30/12)
	3		OKUNGBOWA, Ota vs Cal State East Bay (02/22/13)
	3		DRISDOM, Terrence vs Cal Poly Pomona (02/09/13)
	3		ROBINSON, Deaundray vs Humboldt State (02/08/13)
	3		ALEXANDER, Kwame vs CSU San Bernardino (12/30/12)
	3		GOINS, Brian at CSU San Bernardino (11/24/12)
	3		Griffin, Malcolm vs Fresno Pacific (11/10/12)
Blocked Shots	8		RICHARD, Jordan vs Cal State L.A. (11/30/12)
	4		RICHARD, Jordan at Cal State L.A. (02/02/13)

UCSD TEAM GAME HIGHS

POINTS	85	at Sonoma State (01/26/13)
	83	vs Fresno Pacific (11/10/12)
	82	CAL ST. MONTEREY BAY (02/23/13)
	82	at CSU San Bernardino (11/24/12)
	72	at Humboldt State (01/05/13)
FIELD GOALS MADE	34	at CSU San Bernardino (11/24/12)
	29	at Sonoma State (01/26/13)
FIELD GOAL ATTEMPTS	65	at CSU San Bernardino (11/24/12)
	62	at Dixie State (11/09/12)
FIELD GOAL PERCENTAGE	.587 (27-46)	at Humboldt State (01/05/13)
	.547 (29-53)	at Sonoma State (01/26/13)
3 PT FIELD GOALS MADE	13	at Sonoma State (01/26/13)
	10	at Cal State East Bay (01/19/13)
3 PT FG ATTEMPTS	29	CAL STATE L.A. (11/30/12)
	27	at Cal St. Monterey Bay (01/18/13)
3 PT FG PERCENTAGE	.542 (13-24)	at Sonoma State (01/26/13)
	.500 (8-16)	at Humboldt State (01/05/13)
FREE THROWS MADE	23	CAL ST. MONTEREY BAY (02/23/13)
	21	HUMBOLDT STATE (02/08/13)
	21	CSU STANISLAUS (01/12/13)
	21	vs Fresno Pacific (11/10/12)
FREE THROW ATTEMPTS	29	vs Fresno Pacific (11/10/12)
	25	CAL ST. MONTEREY BAY (02/23/13)
	25	HUMBOLDT STATE (02/08/13)
	25	at CS Dominguez Hills (02/01/13)
FREE THROW PERCENTAGE	1.000 (10-10)	CS DOMINGUEZ HILLS (12/01/12)
	1.000 (8-8)	CAL STATE L.A. (11/30/12)
REBOUNDS	43	CSU SAN BERNARDINO (12/30/12)
	41	at Chico State (02/16/13)
ASSISTS	19	at CSU San Bernardino (11/24/12)
	15	CAL STATE L.A. (11/30/12)
	15	vs Fresno Pacific (11/10/12)
STEALS	7	at Dixie State (11/09/12)
	6	CHICO STATE (01/11/13)
BLOCKED SHOTS	5	at CS Dominguez Hills (02/01/13)
	5	CHICO STATE (01/11/13)
TURNOVERS	21	CSU SAN BERNARDINO (12/30/12)
	16	CAL STATE EAST BAY (02/22/13)
	16	at Humboldt State (01/05/13)
FOULS	27	CSU STANISLAUS (01/12/13)
	25	at Dixie State (11/09/12)

UCSD TEAM GAME LOWS

POINTS	49	CAL STATE EAST BAY (02/22/13)
	50	at Cal State L.A. (02/02/13)
	50	CAL POLY POMONA (02/09/13)
	51	at Cal Poly Pomona (01/03/13)
	52	GRAND CANYON (11/17/12)
	17	CAL STATE EAST BAY (02/22/13)
FIELD GOALS MADE	18	GRAND CANYON (11/17/12)
	18	CSU SAN BERNARDINO (12/30/12)
	18	at Cal State L.A. (02/02/13)
FIELD GOAL ATTEMPTS	45	CAL POLY POMONA (02/09/13)
	46	at Humboldt State (01/05/13)
	.317 (19-60)	CAL STATE L.A. (11/30/12)
FIELD GOAL PERCENTAGE	.347 (17-49)	CAL STATE EAST BAY (02/22/13)
3 PT FIELD GOALS MADE	1	CAL STATE EAST BAY (02/22/13)
	2	at CSU San Bernardino (11/24/12)
3 PT FG ATTEMPTS	14	CAL POLY POMONA (02/09/13)
	14	at CSU Stanislaus (02/15/13)
	14	at Chico State (02/16/13)
	.063 (1-16)	CAL STATE EAST BAY (02/22/13)
3 PT FG PERCENTAGE	.133 (2-15)	at CSU San Bernardino (11/24/12)
FREE THROWS MADE	3	at Cal Poly Pomona (01/03/13)
	6	CAL POLY POMONA (02/09/13)
	6	at CSU Stanislaus (02/15/13)
	6	at Cal Poly Pomona (01/03/13)
FREE THROW ATTEMPTS	7	at CSU Stanislaus (02/15/13)
FREE THROW PERCENTAGE	.500 (3-6)	at Cal Poly Pomona (01/03/13)
	.538 (7-13)	at Cal State East Bay (01/19/13)
REBOUNDS	22	at SF State (01/25/13)
	24	CAL POLY POMONA (02/09/13)
	6	CAL STATE EAST BAY (02/22/13)
ASSISTS	7	GRAND CANYON (11/17/12)
	7	at Cal St. Monterey Bay (01/18/13)
	0	at Cal Poly Pomona (01/03/13)
STEALS	0	CAL ST. MONTEREY BAY (02/23/13)
BLOCKED SHOTS	0	at Cal Poly Pomona (01/03/13)
	0	at SF State (01/25/13)
TURNOVERS	7	at Cal State L.A. (02/02/13)
	8	CS DOMINGUEZ HILLS (12/01/12)
	8	CHICO STATE (01/11/13)
	12	at CS Dominguez Hills (02/01/13)
FOULS	12	CAL POLY POMONA (02/09/13)

OPPONENT TEAM GAME HIGHS

POINTS	90	at CSU San Bernardino (11/24/12)
	77	CSU STANISLAUS (01/12/13)
	74	vs Fresno Pacific (11/10/12)
	73	CAL POLY POMONA (02/09/13)
	73	CSU SAN BERNARDINO (12/30/12)
FIELD GOALS MADE	33	at CSU San Bernardino (11/24/12)
	29	at Humboldt State (01/05/13)
FIELD GOAL ATTEMPTS	58	CAL ST. MONTEREY BAY (02/23/13)
	58	at Humboldt State (01/05/13)
	58	CSU SAN BERNARDINO (12/30/12)
FIELD GOAL PERCENTAGE	.579 (33-57)	at CSU San Bernardino (11/24/12)
	.556 (25-45)	CAL STATE EAST BAY (02/22/13)
3 PT FIELD GOALS MADE	12	at CSU Stanislaus (02/15/13)
	10	at Chico State (02/16/13)
	10	CAL POLY POMONA (02/09/13)
	10	at CS Dominguez Hills (02/01/13)
	10	at CSU San Bernardino (11/24/12)
3 PT FG ATTEMPTS	23	at CSU Stanislaus (02/15/13)
	23	CHICO STATE (01/11/13)
3 PT FG PERCENTAGE	.714 (10-14)	at CS Dominguez Hills (02/01/13)
	.667 (4-6)	at Dixie State (11/09/12)
FREE THROWS MADE	27	CSU STANISLAUS (01/12/13)
	22	GRAND CANYON (11/17/12)
FREE THROW ATTEMPTS	33	CSU STANISLAUS (01/12/13)
	30	CAL STATE L.A. (11/30/12)
	30	GRAND CANYON (11/17/12)
	30	vs Fresno Pacific (11/10/12)
FREE THROW PERCENTAGE	.833 (15-18)	CAL POLY POMONA (02/09/13)
	.818 (27-33)	CSU STANISLAUS (01/12/13)
REBOUNDS	46	at Cal State L.A. (02/02/13)
	42	CAL STATE L.A. (11/30/12)
ASSISTS	20	at Humboldt State (01/05/13)
	18	at CSU San Bernardino (11/24/12)
STEALS	13	CSU SAN BERNARDINO (12/30/12)
	10	CAL STATE EAST BAY (02/22/13)
BLOCKED SHOTS	9	CAL STATE L.A. (11/30/12)
	7	at Dixie State (11/09/12)
TURNOVERS	20	at Dixie State (11/09/12)
	16	at Sonoma State (01/26/13)
FOULS	22	vs Fresno Pacific (11/10/12)
	21	HUMBOLDT STATE (02/08/13)
	21	at CS Dominguez Hills (02/01/13)
	21	CSU STANISLAUS (01/12/13)

OPPONENT TEAM GAME LOWS

POINTS	34	at Cal State L.A. (02/02/13)
	52	at Cal Poly Pomona (01/03/13)
	58	CS DOMINGUEZ HILLS (12/01/12)
	58	at Cal St. Monterey Bay (01/18/13)
	60	at Cal State East Bay (01/19/13)
	60	HUMBOLDT STATE (02/08/13)
FIELD GOALS MADE	10	at Cal State L.A. (02/02/13)
	19	CHICO STATE (01/11/13)
	19	HUMBOLDT STATE (02/08/13)
FIELD GOAL ATTEMPTS	45	CAL STATE EAST BAY (02/22/13)
	46	CS DOMINGUEZ HILLS (12/01/12)
FIELD GOAL PERCENTAGE	.196 (10-51)	at Cal State L.A. (02/02/13)
	.365 (19-52)	HUMBOLDT STATE (02/08/13)
3 PT FIELD GOALS MADE	0	at Cal St. Monterey Bay (01/18/13)
	1	at Cal State L.A. (02/02/13)
3 PT FG ATTEMPTS	6	at Dixie State (11/09/12)
	9	CS DOMINGUEZ HILLS (12/01/12)
3 PT FG PERCENTAGE	.000 (0-14)	at Cal St. Monterey Bay (01/18/13)
	.063 (1-16)	at Cal State L.A. (02/02/13)
FREE THROWS MADE	6	at Humboldt State (01/05/13)
	8	at Cal Poly Pomona (01/03/13)
	8	at Sonoma State (01/26/13)
	8	at CS Dominguez Hills (02/01/13)
	8	at CSU Stanislaus (02/15/13)
FREE THROW ATTEMPTS	8	at Humboldt State (01/05/13)
	13	at CSU Stanislaus (02/15/13)
FREE THROW PERCENTAGE	.433 (13-30)	vs Fresno Pacific (11/10/12)
	.500 (8-16)	at Sonoma State (01/26/13)
REBOUNDS	20	at Humboldt State (01/05/13)
	22	at CS Dominguez Hills (02/01/13)
ASSISTS	2	HUMBOLDT STATE (02/08/13)
	3	at Cal State L.A. (02/02/13)
STEALS	2	CHICO STATE (01/11/13)
	2	at Sonoma State (01/26/13)
BLOCKED SHOTS	0	at Sonoma State (01/26/13)
	1	vs Fresno Pacific (11/10/12)
	1	at Humboldt State (01/05/13)
	1	at Cal St. Monterey Bay (01/18/13)
	1	at Cal State East Bay (01/19/13)
	1	CAL ST. MONTEREY BAY (02/23/13)
TURNOVERS	4	GRAND CANYON (11/17/12)
	6	at Cal State East Bay (01/19/13)
FOULS	8	at CSU Stanislaus (02/15/13)
	9	CS DOMINGUEZ HILLS (12/01/12)
	9	at Cal Poly Pomona (01/03/13)

UCSD POINTS-REBOUNDS-ASSISTS

Opponent	Date	Score	10	11	12	13	14	20	22	23	24	25	30	33
at DX-MBB	11/09/12	67-71 L	13-1-4	4-4-1	3-2-3	0-0-2	13-5-0	14-5-1	11-6-0	DNP	DNP	7-2-1	2-3-1	0-0-0
vs FPU-MBB	11/10/12	83-74 W	13-2-6	7-3-0	33-6-4	2-2-1	15-5-1	8-9-2	2-0-0	0-1-0	DNP	1-3-1	2-4-0	DNP
GCU-MBB	11/17/12	52-65 L	7-1-2	2-4-1	16-3-1	0-0-1	5-5-0	12-9-2	3-3-0	DNP	DNP	6-5-0	1-4-0	DNP
at CSUSB_M	11/24/12	82-90 L	21-2-7	2-4-2	12-2-3	0-2-1	3-5-2	24-9-2	14-4-0	0-0-1	DNP	4-4-1	2-0-0	DNP
CSULA-M	11/30/12	54-61 L	18-4-6	0-1-2	15-5-2	0-0-2	0-5-0	4-4-1	10-8-1	0-0-0	DNP	7-1-1	0-0-0	DNP
CSUDH	12/01/12	57-58 L	10-3-2	3-4-0	19-3-1	0-0-2	13-6-2	6-1-1	2-4-1	DNP	DNP	4-3-3	0-0-0	DNP
CSUSB_M	12/30/12	58-73 L	13-3-2	3-5-0	19-4-0	0-1-0	1-9-2	8-10-0	3-3-0	3-3-0	DNP	6-1-3	2-3-1	DNP
at CPP	01/03/13	51-52 L	6-3-4	6-3-2	11-5-3	0-1-1	5-4-0	10-7-0	0-1-0	8-2-2	DNP	0-2-1	1-2-0	4-4-0
at HSUM	01/05/13	72-69 W	16-7-5	11-1-1	16-2-1	0-1-3	17-6-2	DNP	2-2-0	4-0-0	DNP	0-0-0	6-4-1	0-2-0
CSUC	01/11/13	65-62 W	21-4-2	4-0-0	24-10-2	3-1-0	9-2-1	DNP	0-0-0	0-0-2	DNP	0-1-1	4-8-0	0-1-0
CSUS	01/12/13	67-77 L	14-2-0	4-2-3	12-1-2	8-2-2	8-3-1	DNP	19-6-0	0-3-0	DNP	2-0-1	0-6-0	0-2-1
at CSUMB	01/18/13	63-58 W	16-1-3	2-0-0	20-4-2	3-0-0	7-8-0	DNP	0-1-0	4-1-1	DNP	6-4-0	5-8-1	DNP
at CSUEB	01/19/13	69-60 W	4-7-5	10-6-1	10-1-1	3-1-2	30-7-2	DNP	0-2-0	1-0-1	DNP	7-1-1	4-8-1	DNP
at SFSU	01/25/13	55-70 L	7-2-3	0-0-0	15-5-2	0-0-3	5-5-1	4-3-0	DNP	13-1-2	DNP	4-0-3	7-3-0	0-0-0
at SSU	01/26/13	85-65 W	12-1-9	4-4-0	32-2-2	2-0-0	19-5-1	12-9-1	DNP	0-0-0	DNP	3-0-0	1-5-1	0-3-0
at CSUDH	02/01/13	69-62 W	16-6-3	0-0-0	10-3-2	3-0-0	10-5-2	15-10-0	DNP	0-0-0	DNP	3-2-3	12-10-1	DNP
at CSULA	02/02/13	50-34 W	6-3-2	DNP	12-3-1	0-2-2	4-3-0	4-2-0	DNP	14-1-1	DNP	2-5-4	8-9-1	DNP
HSUM	02/08/13	71-60 W	17-3-6	2-2-0	18-7-2	0-2-2	10-5-0	8-5-2	0-0-0	0-3-0	DNP	14-3-0	2-7-1	0-0-0
CPP	02/09/13	50-73 L	10-1-3	DNP	7-2-1	0-1-6	0-5-1	6-6-0	2-0-0	14-3-1	DNP	5-0-0	4-1-0	2-3-0
at CSUS	02/15/13	57-72 L	12-5-6	2-1-2	5-4-0	0-1-0	8-6-1	18-3-0	DNP	6-1-0	DNP	4-0-1	2-6-1	DNP
at CSUC	02/16/13	61-64 L	16-1-6	2-2-1	12-4-1	0-2-1	17-10-0	5-8-1	DNP	4-1-0	DNP	5-2-1	0-8-0	DNP
CSUEB	02/22/13	49-72 L	10-2-3	1-3-1	2-1-0	5-2-1	0-1-0	4-1-0	3-7-0	7-0-0	4-0-1	5-1-0	2-3-0	6-3-0
CSUMB	02/23/13	82-67 W	19-3-9	0-3-0	14-2-2	2-2-0	13-5-1	12-10-0	0-0-0	12-3-0	0-0-0	7-3-1	3-5-1	0-0-0

UCSD TEAM GAME-BY-GAME

Opponent	Date	Score		Total		3-Pointers		Free throws		Rebounds				pf	a	t/o	blk	stl	pts	avg
				fg-fga	pct	3fg-fga	pct	ft-fa	pct	off	def	tot	avg							
at Dixie State	11/09/12	67-71	L	23-62	.371	6-21	.286	15-18	.833	10	20	30	30.0	25	13	12	2	7	67	67.0
vs Fresno Pacific	11/10/12	83-74	W	27-51	.529	8-20	.400	21-29	.724	9	29	38	34.0	23	15	11	2	2	83	75.0
GRAND CANYON	11/17/12	52-65	L	18-50	.360	4-15	.267	12-19	.632	12	25	37	35.0	20	7	12	4	2	52	67.3
at CSU San Bernardino	11/24/12	82-90	L	34-65	.523	2-15	.133	12-15	.800	12	22	34	34.8	23	19	11	2	4	82	71.0
CAL STATE L.A.	11/30/12	54-61	L	19-60	.317	8-29	.276	8-8	1.000	9	25	34	34.6	20	15	13	1	3	54	67.6
CS DOMINGUEZ HILLS	12/01/12	57-58	L	20-55	.364	7-26	.269	10-10	1.000	9	19	28	33.5	14	12	8	2	4	57	65.8
CSU SAN BERNARDINO	12/30/12	58-73	L	18-51	.353	7-21	.333	15-23	.652	14	29	43	34.9	21	8	21	4	4	58	64.7
at Cal Poly Pomona	01/03/13	51-52	L	20-50	.400	8-25	.320	3-6	.500	10	25	35	34.9	14	13	11	0	0	51	63.0
at Humboldt State	01/05/13	72-69	W	27-46	.587	8-16	.500	10-11	.909	7	22	29	34.2	14	13	16	2	4	72	64.0
CHICO STATE	01/11/13	65-62	W	23-51	.451	4-18	.222	15-21	.714	5	25	30	33.8	23	8	8	5	6	65	64.1
CSU STANISLAUS	01/12/13	67-77	L	20-49	.408	6-20	.300	21-23	.913	6	21	27	33.2	27	10	13	1	4	67	64.4
at Cal St. Monterey Bay	01/18/13	63-58	W	19-47	.404	9-27	.333	16-20	.800	7	25	32	33.1	15	7	11	4	5	63	64.2
at Cal State East Bay	01/19/13	69-60	W	26-53	.491	10-21	.476	7-13	.538	8	27	35	33.2	14	14	11	4	4	69	64.6
at SF State	01/25/13	55-70	L	20-50	.400	8-26	.308	7-12	.583	8	14	22	32.4	14	14	14	0	2	55	63.9
at Sonoma State	01/26/13	85-65	W	29-53	.547	13-24	.542	14-17	.824	8	21	29	32.2	17	14	13	1	5	85	65.3
at CS Dominguez Hills	02/01/13	69-62	W	21-48	.438	7-21	.333	20-25	.800	13	26	39	32.6	12	11	14	5	2	69	65.6
at Cal State L.A.	02/02/13	50-34	W	18-49	.367	5-15	.333	9-12	.750	7	26	33	32.6	13	11	7	1	4	50	64.6
HUMBOLDT STATE	02/08/13	71-60	W	23-51	.451	4-15	.267	21-25	.840	10	29	39	33.0	20	13	12	4	3	71	65.0
CAL POLY POMONA	02/09/13	50-73	L	20-45	.444	4-14	.286	6-10	.600	5	19	24	32.5	12	12	11	2	1	50	64.2
at CSU Stanislaus	02/15/13	57-72	L	24-53	.453	3-14	.214	6-7	.857	6	21	27	32.2	16	11	9	3	5	57	63.8
at Chico State	02/16/13	61-64	L	23-61	.377	4-14	.286	11-13	.846	17	24	41	32.7	21	11	10	2	4	61	63.7
CAL STATE EAST BAY	02/22/13	49-72	L	17-49	.347	1-16	.063	14-21	.667	10	18	28	32.5	23	6	16	3	4	49	63.0
CAL ST. MONTEREY BAY	02/23/13	82-67	W	25-52	.481	9-24	.375	23-25	.920	8	31	39	32.7	17	14	11	3	0	82	63.9
UC San Diego		1469		514-1201	.428	145-457	.317	296-383	.773	210	543	753	32.7	418	271	275	57	79	1469	63.9
Opponents		1509		529-1175	.450	128-350	.366	323-486	.665	198	522	720	31.3	366	244	241	70	130	1509	65.6

Games played: 23
Points/game: 63.9
FG Pct: 42.8
3FG Pct: 31.7
FT Pct: 77.3

Rebounds/game: 32.7
Assists/game: 11.8
Turnovers/game: 12.0
Assist/turnover ratio: 1.0
Steals/game: 3.4
Blocks/game: 2.5

UCSD GAME-BY-GAME LEADERS

Date	Opponent	Points	Rebounds	Assists	Blocks	Steals	Minutes
Nov. 9	at Dixie State	Brue 14	Blanchard 6	McCann 4	McCullough 2	McCann/McGrath 2*	McGrath/Peters 32
Nov. 10	vs. Fresno Pacific	McGrath 33*	Brue 9*	McCann 6*	Blanchard/Brue 1*	Dyer/McCann 1	McGrath 34*
Nov. 17	vs. Grand Canyon	McGrath 16	Brue 9*	Brue/McCann 2	Brue 2*	Brue/McGrath 1	McGrath 31*
Nov. 24	at CS San Bernardino	Brue 24*	Brue 9*	McCann 7*	Blanchard/Dyer 1	Bailey 2	Brue 34
Nov. 30	vs. CS L.A.	McCann 18*	Blanchard 8	McCann 6*	Brue 1	McGrath 2*	McGrath 35*
Dec. 1	vs. CS Dominguez Hills	McGrath 19*	Dyer 6	Peters 3*	Brue/McCullough 1*	McGrath 3*	McGrath 35*
Dec. 30	vs. CS San Bernardino	McGrath 19*	Brue 10*	Peters 3*	Brue 2*	McCann 2	McCann 30
Jan. 3	at Cal Poly Pomona	McGrath 11	Brue 7	McCann 4*	0	0	McGrath 34
Jan. 5	at Humboldt State	Dyer 17*	McCann 7*	McCann 5	Porter/Walker 1*	Walker 2*	Dyer/McGrath 32*
Jan. 11	vs. Chico State	McGrath 24*	McGrath 10*	3 with 2	McGrath 2*	McCann 3*	Dyer/McGrath 35
Jan. 12	vs. CS Stanislaus	Blanchard 19	Blanchard/Porter 6	McCullough 3	Walker 1*	McGrath 2*	McGrath 36*
Jan. 18	at CS Monterey Bay	McGrath 20*	Dyer/Porter 8*	McCann 3*	Dyer 2*	McCullough 2*	Porter 38*
Jan. 19	at CS East Bay	Dyer 30*	Porter 8*	McCann 5*	McCullough 2*	Porter 3*	Porter 34
Jan. 25	at SF State	McGrath 15	Dyer/McGrath 5	3 with 3	0	Dyer/Walker 1	McGrath 34*
Jan. 26	at Sonoma State	McGrath 32*	Brue 9*	McCann 9*	Dyer 1*	McCann 3*	McGrath 36*
Feb. 1	at CS Dominguez Hills	McCann 16*	Brue/Porter 10*	McCann/Peters 3	Brue 2*	Dyer/Peters 1	Peters 36*
Feb. 2	at CS L.A.	Walker 14*	Porter 9	Peters 4*	Walker 1	4 with 1	McGrath/Porter 35*
Feb. 8	vs. Humboldt State	McGrath 18*	McGrath/Porter 7*	McCann 6*	Brue 2*	3 with 1	McCann/McGrath 34*
Feb. 9	vs. Cal Poly Pomona	Walker 14	Brue 6*	Bailey 6	Brue/Peters 1*	Walker 1	McGrath/Peters 28
Feb. 15	at CS Stanislaus	Brue 18*	Dyer/Porter 6	McCann 6*	3 with 1	5 with 1*	McGrath 32*
Feb. 16	at Chico State	Dyer 17*	Dyer 10*	McCann 6*	Brue/Walker 1	Walker 2*	McGrath/Porter 30*
Feb. 22	vs. CS East Bay	McCann 10	Blanchard 7*	McCann 3*	3 with 1	Brue 2	Bailey 22
Feb. 23	vs. CS Monterey Bay	McCann 19	Brue 10*	McCann 9*	Brue 2*	0	McCann 36*

* game high

UCSD STARTING LINEUPS

Nov. 9	at Dixie State	McCann	McGrath	Peters	Brue	Blanchard	L
Nov. 10	vs. Fresno Pacific	McCann	McGrath	Peters	Brue	Blanchard	W
Nov. 17	vs. Grand Canyon	McCann	McGrath	Peters	Dyer	Brue	L
Nov. 24	at CS San Bernardino	McCann	McGrath	Peters	Dyer	Brue	L
Nov. 30	vs. CS L.A.	McCann	McGrath	Peters	Dyer	Brue	L
Dec. 1	vs. CS Dominguez Hills	McCann	McGrath	Peters	Dyer	Brue	L
Dec. 30	vs. CS San Bernardino	McCann	McGrath	Peters	Dyer	Brue	L
Jan. 3	at Cal Poly Pomona	McCann	McGrath	Peters	Dyer	Brue	L
Jan. 5	at Humboldt State	McCann	McGrath	Peters	Dyer	Porter	W
Jan. 11	vs. Chico State	McCann	McGrath	Peters	Dyer	Porter	W
Jan. 12	vs. CS Stanislaus	McCann	McGrath	Peters	Dyer	Porter	L
Jan. 18	at CS Monterey Bay	McCann	McCullough	Peters	Dyer	Porter	W
Jan. 19	at CS East Bay	McCann	McCullough	Peters	Dyer	Porter	W
Jan. 25	at SF State	McCann	McGrath	Peters	Dyer	Porter	L
Jan. 26	at Sonoma State	McCann	McGrath	Peters	Dyer	Porter	W
Feb. 1	at CS Dominguez Hills	McCann	McGrath	Peters	Dyer	Porter	W
Feb. 2	at CS L.A.	McCann	McGrath	Peters	Dyer	Porter	W
Feb. 8	vs. Humboldt State	McCann	McGrath	Peters	Dyer	Porter	W
Feb. 9	vs. Cal Poly Pomona	McCann	McGrath	Peters	Dyer	Porter	L
Feb. 15	at CS Stanislaus	McCann	McGrath	Peters	Dyer	Porter	L
Feb. 16	at Chico State	McCann	McGrath	Peters	Dyer	Porter	L
Feb. 22	vs. CS East Bay	McCann	McGrath	Peters	Dyer	Porter	L
Feb. 23	vs. CS Monterey Bay	McCann	McGrath	Peters	Dyer	Porter	W

2012-13 BOX SCORES

Official Basketball Box Score -- Game Totals -- Final Statistics UC SAN DIEGO vs SAN DIEGO STATE 11-05-12 7:00 pm PST at Viejas Arena at Aztec Bowl (San Diego)

UC SAN DIEGO 56

#	Player	Total			3-Ptr			Rebounds			PF	TP	A	TO	Blk	Stl	Min
		FG	FGA	FT	FTA	Off	Def	Tot	Off	Def							
20	BRUE, Justin	f	1-9	0-0	0-0	4	3	7	0	2	1	1	0	0	0	21	
22	BLANCHARD, Brandon	f	2-9	0-4	0-0	4	3	7	3	4	1	1	0	0	17		
10	McCANN, James	g	4-6	2-2	0-0	0	1	1	2	10	2	5	0	0	22		
12	McGRATH, Tyler	g	1-5	1-4	1-2	0	5	5	1	4	3	0	1	1	23		
25	PETERS, Ryan	g	3-4	1-2	0-0	0	3	3	2	7	1	1	0	0	24		
11	McCULLOUGH, MacKenzi	g	2-8	1-4	0-0	1	0	1	1	5	0	0	0	1	20		
13	BAILEY, Matt	g	2-3	0-0	3-3	0	1	1	3	7	3	2	0	1	18		
14	DYER, Drew	g	4-6	3-4	2-2	0	0	0	2	13	0	1	0	1	22		
23	WALKER, Hunter	g	1-4	0-2	0-0	1	0	1	0	2	0	1	0	0	10		
24	FRANCIS, Treavon	g	0-0	0-0	0-0	0	0	0	0	0	0	0	0	0	3		
30	PORTER, Colin	g	1-2	0-0	0-0	1	1	2	3	2	0	2	0	0	13		
33	McMILLAN, Zach	g	0-1	0-0	0-0	0	1	1	2	0	0	0	0	0	7		
Team						2			2			4			1		
Totals			21-57	8-22	6-7	13	20	33	19	56	11	15	1	1	4	200	
FG % 1st Half: 9-28		32.1%	2nd half: 12-29		41.4%	Game: 21-57		36.8%	Deadball						Rebounds		
3FG % 1st Half: 4-12		33.3%	2nd half: 4-10		40.0%	Game: 8-22		36.4%	1								
FT % 1st Half: 2-2		100.0	2nd half: 4-5		80.0%	Game: 6-7		85.7%									

SAN DIEGO STATE 80

#	Player	Total			3-Ptr			Rebounds			PF	TP	A	TO	Blk	Stl	Min
		FG	FGA	FT	FTA	Off	Def	Tot	Off	Def							
20	O'BRIEN, JJ	f	5-8	0-0	0-0	4	2	6	0	10	1	1	0	5	24		
23	STEPHENS, DeShawn	f	2-4	0-0	2-2	0	1	0	6	0	1	2	0	0	19		
02	THAMES, Xavier	g	1-5	1-3	0-0	2	2	2	3	3	0	0	1	20			
21	FRANKLIN, Jamaal	g	5-9	1-2	2-2	0	2	3	13	3	4	0	0	21			
22	TAPLEY, Chase	g	6-13	1-5	2-2	0	3	3	0	15	3	0	1	24			
00	SPENCER, Skylar	g	2-2	0-0	2-2	2	3	5	0	6	1	0	0	13			
03	FRANKLIN, LaBradford	g	1-2	0-1	0-0	0	0	0	1	2	0	0	0	3			
04	STATEN, Ryan	g	0-1	0-0	0-0	0	0	0	0	0	0	0	0	2			
05	POLEE II, Dwayne	g	2-2	0-0	0-0	0	1	1	0	4	2	0	0	15			
11	RAHON, James	g	3-5	1-2	0-0	0	0	0	3	7	0	0	0	16			
13	SHEPARD, Winston	g	2-4	0-0	4-8	2	2	4	1	8	2	3	3	18			
25	EBRAHIMIAN, Narbeh	g	0-1	0-0	0-0	2	0	2	0	0	0	0	0	3			
32	DOUGLAS, Aaron	g	0-2	0-2	0-0	0	0	0	0	0	0	0	0	3			
33	CASTLEBERRY, Jeremy	g	0-1	0-1	0-0	0	0	0	1	0	0	0	0	3			
40	SHRIGLEY, Matt	g	2-4	2-4	0-0	0	4	4	1	6	0	0	0	13			
Team						3			2			5					
Totals			31-63	6-20	12-16	13	22	35	12	80	15	9	6	7	200		
FG % 1st Half: 16-32		50.0%	2nd half: 15-31		48.4%	Game: 31-63		49.2%	Deadball						Rebounds		
3FG % 1st Half: 2-10		20.0%	2nd half: 4-10		40.0%	Game: 6-20		30.0%	3,1								
FT % 1st Half: 4-6		66.7%	2nd half: 8-10		80.0%	Game: 12-16		75.0%									

Officials: Shawn Lehig, Chris Rastatter, Tony Padilla
Technical fouls: UC SAN DIEGO-None. SAN DIEGO STATE-None.
Attendance: 12414

Score by periods	1st	2nd	Total	In	Off	2nd	Fast	Bench
UC SAN DIEGO	24	32	56	22	5	9	3	29
SAN DIEGO STATE	38	42	80	40	23	12	10	33

Last FG - UCSD 2nd-00:14, SDSU 2nd-00:52.
Largest lead - UCSD None, SDSU by 31 2nd-03:54.

Score tied - 0 times.
Lead changed - 0 times.

Official Basketball Box Score -- Game Totals -- Final Statistics UC San Diego vs Dixie State 11/9/12 7:30 pm at Saint George, UT (Burns Arena)

UC San Diego 67 • 0-1

#	Player	Total			3-Ptr			Rebounds			PF	TP	A	TO	Blk	Stl	Min
		FG	FGA	FT	FTA	Off	Def	Tot	Off	Def							
20	BRUE, Justin	f	5-12	0-0	4-4	1	4	5	4	14	1	2	0	0	23		
22	BLANCHARD, Brandon	f	5-13	1-4	0-0	2	4	6	3	11	0	0	0	0	19		
10	McCANN, James	g	4-10	1-5	4-4	0	1	2	13	4	3	0	2	28			
12	McGRATH, Tyler	g	1-9	1-5	0-0	0	2	2	3	2	3	2	0	32			
25	PETERS, Ryan	g	3-6	1-2	0-0	1	1	2	3	7	1	1	0	1	32		
11	McCULLOUGH, MacKen	g	0-3	0-1	4-6	1	3	4	1	4	1	2	2	0	16		
13	BAILEY, Matt	g	0-1	0-0	0-0	0	0	0	1	0	2	1	0	11			
14	DYER, Drew	g	4-6	2-4	3-4	3	2	5	4	13	0	0	0	20			
30	PORTER, Colin	g	1-2	0-0	0-0	2	1	3	3	2	1	0	0	1	15		
33	McMILLAN, Zach	g	0-0	0-0	0-0	0	0	0	2	0	0	0	0	4			
Team						0			2			1			7		
Totals			23-62	6-21	15-18	10	20	30	25	67	13	12	2	7	200		
FG % 1st Half: 13-30		43.3%	2nd half: 10-32		31.3%	Game: 23-62		37.1%	Deadball						Rebounds		
3FG % 1st Half: 3-7		42.9%	2nd half: 3-14		21.4%	Game: 6-21		28.6%	2								
FT % 1st Half: 5-8		62.5%	2nd half: 10-10		100.0	Game: 15-18		83.3%									

Dixie State 71 • 1-0

#	Player	Total			3-Ptr			Rebounds			PF	TP	A	TO	Blk	Stl	Min
		FG	FGA	FT	FTA	Off	Def	Tot	Off	Def							
32	Groskreutz, Dalton	f	8-14	2-2	3-3	2	9	11	3	21	0	3	0	2	33		
44	Larson, Steven	f	1-7	0-0	4-4	1	3	4	4	6	2	2	0	0	19		
42	Robbins, Zach	c	2-8	0-0	1-2	2	5	7	1	5	2	1	2	0	31		
10	Payne, Kimball	g	4-5	0-0	1-2	1	0	1	2	9	3	1	0	30			
20	Massey, McKay	g	1-3	1-2	2-3	0	4	4	1	5	6	3	0	1	34		
14	Simister, Brandon	g	0-1	0-0	0-0	0	1	0	0	0	2	0	0	3			
24	Thompson, De'Quan	g	1-2	1-1	7-8	0	5	5	1	10	1	2	0	20			
30	Papenfuss, Curtis	g	1-2	0-1	1-2	0	1	1	4	3	1	4	2	0	12		
50	Owen, Derek	g	5-6	0-0	2-3	1	1	2	4	12	1	2	3	0	18		
Team						1			2			1			2		
Totals			23-48	4-6	21-27	8	30	38	20	71	16	20	7	5	200		
FG % 1st Half: 7-23		30.4%	2nd half: 16-25		64.0%	Game: 23-48		47.9%	Deadball						Rebounds		
3FG % 1st Half: 2-4		50.0%	2nd half: 2-2		100.0	Game: 4-6		66.7%	3								
FT % 1st Half: 11-14		78.6%	2nd half: 10-13		76.9%	Game: 21-27		77.8%									

Officials: Shane Crosland, Thomas Sawyer, Ian Davis
Technical fouls: UC San Diego-None. Dixie State-None.
Attendance: 2343
Dixie State Classic Game 2

Score by periods	1st	2nd	Total	In	Off	2nd	Fast	Bench
UC San Diego	34	33	67	18	23	7	5	19
Dixie State	27	44	71	34	20	8	11	25

Last FG - UCSDM 2nd-00:01, DX-MBB 2nd-01:26.
Largest lead - UCSDM by 16 1st-04:19, DX-MBB by 6 2nd-00:08.

Score tied - 5 times.
Lead changed - 5 times.

Official Basketball Box Score -- Game Totals -- Final Statistics UC San Diego vs Fresno Pacific 11/10/12 5:30 pm at Saint George, UT (Burns Arena)

UC San Diego 83 • 1-1

#	Player	Total			3-Ptr			Rebounds			PF	TP	A	TO	Blk	Stl	Min
		FG	FGA	FT	FTA	Off	Def	Tot	Off	Def							
20	BRUE, Justin	f	3-6	0-0	2-2	3	6	9	2	8	2	4	1	0	33		
22	BLANCHARD, Brandon	f	1-1	0-0	0-0	0	0	0	2	2	0	1	1	0	4		
10	McCANN, James	g	4-11	2-4	3-8	1	1	2	3	13	6	1	0	1	27		
12	McGRATH, Tyler	g	10-17	4-8	9-9	0	6	6	3	33	4	1	0	0	34		
25	PETERS, Ryan	g	0-3	0-2	1-3	0	3	3	2	1	1	0	0	0	27		
11	McCULLOUGH, MacKen	g	3-4	1-2	0-0	1	2	3	3	7	0	0	0	0	17		
13	BAILEY, Matt	g	0-0	0-0	2-2	0	2	2	1	2	1	2	0	0	15		
14	DYER, Drew	g	5-7	1-3	4-4	0	5	5	15	1	2	0	1	28			
23	WALKER, Hunter	g	0-1	0-1	0-0	1	0	1	0	0	0	0	0	2			
30	PORTER, Colin	g	1-1	0-0	0-1	1	3	4	1	2							

2012-13 BOX SCORES

Official Basketball Box Score -- Game Totals -- Final Statistics UC San Diego vs CSU San Bernardino 11/24/12 7:00 p.m. at San Bernardino, CA (Coussoulis Arena)

UC San Diego 82 • 1-3, 0-1 CCAA

##	Player	Total			3-Ptr			Rebounds			PF	TP	A	TO	Blk	Stl	Min
		FG	FGA	FT	FTA	FG	FGA	FT	FTA	Off							
10	McCANN, James	* 6-11	0-1	9-9	1	1	2	4	21	7	3	0	1	29			
12	McGRATH, Tyler	* 5-11	0-4	2-3	1	1	2	3	12	3	0	0	0	31			
14	DYER, Drew	* 1-6	1-4	0-0	0	5	5	2	3	2	3	1	0	20			
20	BRUE, Justin	* 12-16	0-0	0-0	2	7	9	3	24	2	0	0	0	34			
25	PETERS, Ryan	* 2-4	0-1	0-1	3	1	4	2	4	1	2	0	1	29			
11	McCULLOUGH, MacKen	* 1-3	0-1	0-0	2	2	4	1	2	2	1	0	0	18			
13	BAILEY, Matt	* 0-1	0-0	0-0	1	1	2	4	0	1	2	0	2	10			
22	BLANCHARD, Brandon	* 6-11	1-4	1-2	1	3	4	4	14	0	0	1	0	23			
23	WALKER, Hunter	* 0-0	0-0	0-0	0	0	0	0	0	1	0	0	0	3			
30	PORTER, Colin	* 1-2	0-0	0-0	0	0	0	0	2	0	0	0	0	3			
Team					1	1	2										
Totals		34-65	2-15	12-15	12	22	34	23	82	19	11	2	4	200			

FG % 1st Half: 16-31 51.6% 2nd half: 18-34 52.9% Game: 34-65 52.3% Deadball Rebounds 1
 3FG % 1st Half: 1-9 11.1% 2nd half: 1-6 16.7% Game: 2-15 13.3%
 FT % 1st Half: 1-1 100.0% 2nd half: 11-14 78.6% Game: 12-15 80.0%

CSU San Bernardino 90 • 1-1, 1-0 CCAA

##	Player	Total			3-Ptr			Rebounds			PF	TP	A	TO	Blk	Stl	Min
		FG	FGA	FT	FTA	FG	FGA	FT	FTA	Off							
00	GENEVO, Pablo	* 4-6	0-0	2-3	3	1	4	1	10	3	0	1	0	21			
03	GOINS, Brian	* 9-16	1-3	5-9	0	3	3	3	24	4	1	0	3	40			
13	HADDOCK, Lacy	* 2-5	2-2	4-4	0	4	4	2	10	4	3	0	0	36			
24	BELL, Johnny	* 2-4	0-0	0-0	1	0	1	2	4	0	0	2	0	13			
32	STATHAM, Taylor	* 3-5	1-1	0-3	1	5	6	3	7	1	2	0	0	21			
01	McCALL, Robert	* 1-1	1-1	0-0	0	0	0	3	3	0	0	0	0	14			
02	SIMMONS, Jamari	* 5-9	4-7	2-2	2	2	4	1	16	1	0	0	0	19			
12	MARTINEZ, Juan	* 0-2	0-2	0-0	0	0	0	0	0	2	1	0	1	4			
22	GOUCH, Joshua	* 7-9	1-2	1-2	0	4	4	1	16	2	2	0	0	32			
Team					0	2	2										
Totals		33-57	10-18	14-23	7	21	28	16	90	18	9	5	4	200			

FG % 1st Half: 14-28 50.0% 2nd half: 19-29 65.5% Game: 33-57 57.9% Deadball Rebounds 4
 3FG % 1st Half: 3-8 37.5% 2nd half: 7-10 70.0% Game: 10-18 55.6%
 FT % 1st Half: 0-1 0.0% 2nd half: 14-14 100.0% Game: 14-23 60.9%

Officials: Steve Espinoza, Rick Young, Ian Caldwell
 Technical fouls: UC San Diego-None. CSU San Bernardino-None.
 Attendance: 332

Score by periods	1st	2nd	Total
UC San Diego	34	48	82
CSU San Bernardino	31	59	90

Last FG - UCSDM 2nd-00:12, CSUSB_M 2nd-01:37.
 Largest lead - UCSDM by 12 1st-08:09, CSUSB_M by 12 2nd-01:03.

Score tied - 6 times.
 Lead changed - 1 time.

Official Basketball Box Score -- Game Totals -- Final Statistics Cal State L.A. vs UC San Diego 11/30/12 7:30 pm at La Jolla, CA (RIMAC Arena)

Cal State L.A. 61 • 2-2, 1-1 CCAA

##	Player	Total			3-Ptr			Rebounds			PF	TP	A	TO	Blk	Stl	Min
		FG	FGA	FT	FTA	FG	FGA	FT	FTA	Off							
00	WISEMAN, Trevor	* 2-4	0-0	4-5	1	6	7	3	8	1	3	1	1	26			
01	MUNZON, Joshua	* 5-11	1-5	5-9	2	5	7	0	16	5	5	0	2	35			
03	TILLMAN, James	* 5-10	0-0	6-8	5	1	6	2	16	0	4	0	0	34			
21	ALCALA, Cheyanne	* 1-2	1-2	0-0	0	2	2	3	3	1	0	0	2	28			
23	RICHARD, Jordan	* 4-8	0-0	0-0	1	8	9	3	8	1	2	8	2	35			
11	TRIMBLE, Willie	* 2-5	0-2	2-6	0	1	1	1	6	1	0	0	2	23			
15	WATKINS, Quinton	* 1-4	1-4	1-2	0	1	1	1	4	0	0	0	0	13			
20	WILSON, Marc	* 0-2	0-0	0-0	0	1	1	0	0	0	0	0	0	4			
40	CAMPER, Julian	* 0-1	0-0	0-0	0	0	0	0	0	0	1	0	0	2			
Team					1	7	8										
Totals		20-47	3-13	18-30	10	32	42	13	61	9	15	9	9	200			

FG % 1st Half: 11-25 44.0% 2nd half: 9-22 40.9% Game: 20-47 42.6% Deadball Rebounds 4
 3FG % 1st Half: 1-7 14.3% 2nd half: 2-6 33.3% Game: 3-13 23.1%
 FT % 1st Half: 5-8 62.5% 2nd half: 13-22 59.1% Game: 18-30 60.0%

UC San Diego 54 • 1-4, 0-2 CCAA

##	Player	Total			3-Ptr			Rebounds			PF	TP	A	TO	Blk	Stl	Min
		FG	FGA	FT	FTA	FG	FGA	FT	FTA	Off							
10	GENEVO, Pablo	* 6-12	2-5	4-4	0	4	4	4	18	6	5	0	0	32			
12	McGRATH, Tyler	* 6-14	3-6	0-0	0	5	5	4	15	2	2	0	2	35			
14	DYER, Drew	* 0-7	0-6	0-0	0	5	5	2	0	0	0	0	0	24			
20	BRUE, Justin	* 2-7	0-0	0-0	2	2	4	2	4	1	1	1	1	28			
25	PETERS, Ryan	* 1-4	1-3	4-4	1	0	1	1	7	1	2	0	0	26			
11	McCULLOUGH, MacKen	* 0-2	0-1	0-0	0	1	1	2	0	2	1	0	0	14			
13	BAILEY, Matt	* 0-1	0-0	0-0	0	0	0	0	2	0	0	0	0	7			
22	BLANCHARD, Brandon	* 4-11	2-7	0-0	2	6	8	1	10	1	1	0	0	23			
23	WALKER, Hunter	* 0-2	0-1	0-0	0	0	0	0	2	0	1	0	0	6			
30	PORTER, Colin	* 0-0	0-0	0-0	0	0	0	0	0	0	0	0	0	5			
Team					4	2	6										
Totals		19-60	8-29	8-8	9	25	34	20	54	15	13	1	3	200			

FG % 1st Half: 10-28 35.7% 2nd half: 9-32 28.1% Game: 19-60 31.7% Deadball Rebounds 0
 3FG % 1st Half: 5-16 31.3% 2nd half: 3-13 23.1% Game: 8-29 27.6%
 FT % 1st Half: 2-2 100.0% 2nd half: 6-6 100.0% Game: 8-8 100.0%

Officials: Steven Espinoza, Levon Zakarian, Bill Denton
 Technical fouls: Cal State L.A.-None. UC San Diego-None.
 Attendance: 209

Score by periods	1st	2nd	Total
Cal State L.A.	28	33	61
UC San Diego	27	27	54

Last FG - CSULA-M 2nd-02:56, UCSDM 2nd-00:09.
 Largest lead - CSULA-M by 7 2nd-00:13, UCSDM by 10 1st-10:50.

Score tied - 3 times.
 Lead changed - 9 times.

Official Basketball Box Score -- Game Totals -- Final Statistics CS Dominguez Hills vs UC San Diego 12/01/12 7:30 pm at La Jolla, CA (RIMAC Arena)

CS Dominguez Hills 58 • 5-4, 2-1 CCAA

##	Player	Total			3-Ptr			Rebounds			PF	TP	A	TO	Blk	Stl	Min
		FG	FGA	FT	FTA	FG	FGA	FT	FTA	Off							
01	STRAUTHER, Alex	* 4-7	0-2	0-0	0	1	1	1	8	2	3	0	1	35			
03	FREEMAN, DeShaun	* 7-13	0-0	0-0	1	3	4	1	14	1	1	0	0	28			
12	GEARY, Deon	* 0-2	0-1	0-0	0	0	0	0	0	1	0	0	1	10			
24	WILLIAMS, Pierson	* 0-0	0-0	0-0	0	1	1	0	0	0	0	0	0	5			
44	DIAME, Lamine	* 2-5	0-0	3-4	2	6	8	1	7	2	3	0	0	31			
04	CAIN, Matt	* 1-1	1-1	0-0	0	1	1	0	3	1	0	0	0	5			
10	DALEY, Jason	* 1-2	1-2	2-2	0	2	2	1	5	0	0	0	0	20			
11	GREEN, Myron	* 1-5	0-0	7-10	2	4	6	2	9	0	2	0	1	27			
21	WILLIAMS, Ramon	* 2-4	0-0	1-1	3	6	9	0	5	0	0	1	0	16			
22	CRUMP, Givon	* 1-5	0-2	0-0	0	1	1	1	2	0	0	0	0	15			
34	JEFFERSON, Ryan	* 2-2	1-1	0-0	0	0	0	2	5	0	0	1	0	8			
Team					0	1	1										
Totals		21-46	3-9	13-17	8	26	34	9	58	7	11	2	3	200			

FG % 1st Half: 10-23 43.5% 2nd half: 11-23 47.8% Game: 21-46 45.7% Deadball Rebounds 2
 3FG % 1st Half: 2-6 33.3% 2nd half: 1-3 33.3% Game: 3-9 33.3%
 FT % 1st Half: 7-9 77.8% 2nd half: 6-8 75.0% Game: 13-17 76.5%

UC San Diego 57 • 1-5, 0-3 CCAA

##	Player	Total			3-Ptr			Rebounds			PF	TP	A	TO	Blk	Stl	Min
		FG	FGA	FT	FTA	FG	FGA	FT	FTA	Off							
10	McCANN, James	* 3-7	2-3	2-2	1	2	3	1	10	2	1	0	0	32			
12	McGRATH, Tyler	* 6-13	3-9	4-4	0	3	3	3	19	1	1	0	3	35			
14	DYER, Drew	* 6-12	1-6	0-0	4	2	6	4	13	2	2	0	1	26			
20	BRUE, Justin	* 3-8	0-0	0-0	0	1	1	4	6	1	1	1	0	28			
25	PETERS, Ryan	* 0-2	0-2	4-4	0	3	3	0	4	3	2	0	0	28			
11	McCULLOUGH, MacKen	* 1-4	1-3	0-0	1	3	4	0	3	0	0	1	0	16			
13	BAILEY, Matt	* 0-1	0-1	0-0	0	0	0	0	0	2	0	0	0	7			
22	BLANCHARD, Brandon	* 1-7	0-2	0-0	2	2	4	1	2	1	0	0	0	19			
30	PORTER, Colin	* 0-1	0-0	0-0	0	0	0	1									

2012-13 BOX SCORES

Official Basketball Box Score -- Game Totals -- Final Statistics UC San Diego vs Cal Poly Pomona 01/03/13 7:30 p.m. at Pomona, CA (Kellogg Gym)

UC San Diego 51 • 1-7, 0-5 CCAA

#	Player	Total			3-Ptr			Rebounds			PF	TP	A	TO	Blk	Stl	Min
		FG-FGA	FG-FGA	FT-FTA	Off	Def	Tot	Off	Def	Tot							
20	BRUE, Justin	f	5-8	0-0	0-0	2	5	7	1	10	0	0	0	0	0	9	
10	McCANN, James	g	2-9	0-5	2-4	1	2	3	2	6	4	4	0	0	0	31	
12	McGRATH, Tyler	g	4-11	3-6	0-0	1	4	5	11	3	1	0	0	0	34		
14	DYER, Drew	g	2-5	1-4	0-0	1	3	4	0	5	0	2	0	0	27		
25	PETERS, Ryan	g	0-1	0-0	0-0	1	1	2	1	0	1	1	0	0	17		
11	McCULLOUGH, MacKen	g	2-6	2-3	0-0	1	2	3	2	6	2	0	0	0	21		
13	BAILEY, Matt	g	0-1	0-1	0-0	0	1	1	1	0	1	0	0	0	9		
22	BLANCHARD, Brandon	g	0-1	0-1	0-0	0	1	1	0	0	0	0	0	0	9		
23	WALKER, Hunter	g	3-6	2-5	0-0	1	1	2	1	8	2	1	0	0	14		
30	PORTER, Colin	g	0-0	0-0	1-2	1	1	2	1	0	0	0	0	0	19		
33	McMILLAN, Zach	g	2-2	0-0	0-0	0	4	4	0	4	0	2	0	0	10		
	Team					1	0	1									
	Totals		20-50	8-25	3-6	10	25	35	14	51	13	11	0	0	200		

FG % 1st Half: 10-29 34.5% 2nd half: 10-21 47.6% Game: 20-50 40.0% Deadball Rebounds 1
 3FG % 1st Half: 3-12 25.0% 2nd half: 1-3 38.5% Game: 8-25 32.0%
 FT % 1st Half: 0-0 0.0% 2nd half: 3-6 50.0% Game: 3-6 50.0%

Cal Poly Pomona 52 • 9-0, 5-0 CCAA

#	Player	Total			3-Ptr			Rebounds			PF	TP	A	TO	Blk	Stl	Min
		FG-FGA	FG-FGA	FT-FTA	Off	Def	Tot	Off	Def	Tot							
40	FAISON, Jordan	f	7-8	0-0	0-0	0	1	1	2	14	1	1	0	1	27		
10	BELL, Barry	g	1-6	0-0	1-1	0	3	3	2	3	2	0	0	1	31		
20	DRISDOM, Terrence	g	5-8	3-4	4-7	1	4	5	0	17	3	1	1	1	35		
22	BRADY, Bryce	g	1-6	1-6	0-0	0	1	1	0	3	0	2	0	0	19		
25	ANDERSON, Mitchel	g	4-9	0-2	2-2	4	7	11	2	10	3	0	2	0	36		
23	GACEK, Connor	g	0-0	0-0	0-0	0	2	2	0	0	1	2	0	0	8		
31	HALL, Ryan	g	0-1	0-0	0-0	0	0	0	0	0	0	0	0	0	3		
33	RODRIGUEZ, Daniel	g	0-6	0-1	0-1	0	0	0	1	0	3	0	0	1	23		
34	TCHOVI, Francois	g	2-5	0-0	1-3	3	4	7	2	5	0	0	0	1	18		
	Team					0	0	0									
	Totals		20-49	4-13	8-14	8	22	30	9	52	13	7	3	5	200		

FG % 1st Half: 11-24 45.8% 2nd half: 9-25 36.0% Game: 20-49 40.8% Deadball Rebounds 2
 3FG % 1st Half: 4-7 57.1% 2nd half: 0-6 0.0% Game: 4-13 30.8%
 FT % 1st Half: 3-5 60.0% 2nd half: 5-9 55.6% Game: 8-14 57.1%

Officials: Andy Cohn, Kendall McKinney, Luther Philyaw
 Technical fouls: UC San Diego-None. Cal Poly Pomona-None.
 Attendance: 741

Score by periods	1st	2nd	Total
UC San Diego	23	28	51
Cal Poly Pomona	29	23	52

Last FG - UCSDM 2nd-01:17, CPP 2nd-00:47.
 Largest lead - UCSDM by 3 2nd-01:17, CPP by 13 2nd-17:51.

Points	In	Off	2nd	Fast	Bench
UCSDM	16	4	11	2	19
CPP	22	11	3	2	5

Score tied - 4 times.
 Lead changed - 2 times.

Official Basketball Box Score -- Game Totals -- Final Statistics UC San Diego vs Humboldt State 01/05/13 7:30 p.m. at Arcata, CA (Lumberjack Arena)

UC San Diego 72 • 2-7, 1-5 CCAA

#	Player	Total			3-Ptr			Rebounds			PF	TP	A	TO	Blk	Stl	Min
		FG-FGA	FG-FGA	FT-FTA	Off	Def	Tot	Off	Def	Tot							
14	DYER, Drew	f	7-9	3-4	0-0	1	5	6	3	17	2	1	0	0	32		
30	PORTER, Colin	f	3-4	0-0	0-0	3	1	4	1	6	1	0	1	1	27		
10	McCANN, James	g	4-7	1-4	7-8	0	7	7	2	16	5	3	0	0	30		
12	McGRATH, Tyler	g	6-13	1-2	3-3	0	2	2	1	16	1	4	0	0	32		
25	PETERS, Ryan	g	0-0	0-0	0-0	0	0	0	0	2	0	1	0	0	9		
11	McCULLOUGH, MacKen	g	4-6	3-4	0-0	0	1	1	1	11	1	4	0	1	24		
13	BAILEY, Matt	g	0-0	0-0	0-0	0	1	1	0	3	1	0	0	0	7		
22	BLANCHARD, Brandon	g	1-2	0-0	0-0	1	1	2	0	2	0	0	0	0	11		
23	WALKER, Hunter	g	2-5	0-2	0-0	0	0	0	1	4	0	0	1	2	14		
33	McMILLAN, Zach	g	0-0	0-0	0-0	1	1	2	2	0	0	1	0	0	14		
	Team					1	3	4									
	Totals		27-46	8-16	10-11	7	22	29	14	72	13	16	2	4	200		

FG % 1st Half: 13-25 52.0% 2nd half: 14-21 66.7% Game: 27-46 58.7% Deadball Rebounds 1
 3FG % 1st Half: 5-10 50.0% 2nd half: 3-6 50.0% Game: 8-16 50.0%
 FT % 1st Half: 2-2 100.0 2nd half: 8-9 88.9% Game: 10-11 90.9%

Humboldt State 69 • 5-5, 1-5 CCAA

#	Player	Total			3-Ptr			Rebounds			PF	TP	A	TO	Blk	Stl	Min
		FG-FGA	FG-FGA	FT-FTA	Off	Def	Tot	Off	Def	Tot							
02	ROBINSON, Deaundray	f	1-5	0-1	1-2	2	3	5	2	3	3	1	0	2	29		
21	CHAMBERLAIN, Aaron	f	3-5	0-0	0-0	0	0	0	0	6	1	0	0	0	15		
32	TURPIN, Darren	f	6-10	0-1	3-4	2	3	5	2	15	1	2	1	0	30		
22	KALE, Cody	g	2-4	0-1	0-0	0	0	0	0	2	4	1	2	0	18		
24	BRYAN, Austin	g	5-10	1-5	1-1	0	1	1	1	12	6	0	0	1	30		
03	WOODS, Brandon	g	0-0	0-0	0-0	0	0	0	0	1	0	0	0	0	1		
04	WILLIAMS, Alec	g	2-7	0-1	0-0	1	1	2	1	4	2	1	0	0	18		
05	BROWN, Rakim	g	5-7	1-2	1-1	1	1	2	0	12	2	1	0	1	15		
12	BROWN, Tyler	g	0-1	0-0	0-0	1	0	1	0	1	0	0	0	0	10		
15	HENTLEY, Nathan	g	4-5	3-4	0-0	1	1	2	2	11	2	0	0	0	21		
34	WITZEL, Thomas	g	0-1	0-1	0-0	0	0	0	0	0	0	0	0	0	2		
44	LESLIE, Greg	g	1-3	0-1	0-0	0	0	0	1	2	1	1	0	0	11		
	Team					0	2	2									
	Totals		29-58	5-17	6-8	8	12	20	13	69	20	8	1	4	200		

FG % 1st Half: 15-26 57.7% 2nd half: 14-32 43.8% Game: 29-58 50.0% Deadball Rebounds 1
 3FG % 1st Half: 2-6 33.3% 2nd half: 3-11 27.3% Game: 5-17 29.4%
 FT % 1st Half: 2-2 100.0 2nd half: 4-6 66.7% Game: 6-8 75.0%

Officials: Shelby Flowers, Chris Orr, Steve Gillies
 Technical fouls: UC San Diego-None. Humboldt State-None.
 Attendance: 1208

Score by periods	1st	2nd	Total
UC San Diego	33	39	72
Humboldt State	34	35	69

Last FG - UCSDM 2nd-00:24, HSUM 2nd-00:39.
 Largest lead - UCSDM by 9 2nd-11:58, HSUM by 6 1st-15:50.

Points	In	Off	2nd	Fast	Bench
UCSDM	28	10	10	0	17
HSUM	34	18	9	0	29

Score tied - 7 times.
 Lead changed - 3 times.

Official Basketball Box Score -- Game Totals -- Final Statistics Chico State vs UC San Diego 01/11/13 7:30 p.m. at La Jolla, CA (RIMAC Arena)

Chico State 62 • 7-4, 4-3 CCAA

#	Player	Total			3-Ptr			Rebounds			PF	TP	A	TO	Blk	Stl	Min
		FG-FGA	FG-FGA	FT-FTA	Off	Def	Tot	Off	Def	Tot							
05	SIMS, Damario	*	2-8	1-4	1-2	0	4	4	0	6	3	3	0	0	31		
11	PARKER, Rashad	*	3-10	2-7	5-6	0	2	2	1	13	1	2	0	1	32		
15	CARRAWAY, Amir	*	6-9	2-5	3-5	0	4	4	5	17	1	1	0	0	30		
20	PARK, Sean	*	0-1	0-0	0-0	0	1	1	1	0	2	0	0	0	14		
44	CONRAD, Jason	*	2-2	0-0	1-1	1	4	5	0	5	1	0	1	0	27		
12	MOYER, Spencer	*	0-1	0-1	0-0	0	0	0	1	0	0	1	0	0	8		
22	STANILAND, James	*	2-3	2-3	0-0	1	1	2	0	6	0	0	0	0	10		
31	ROSAROSO, Mike	*	0-2	0-1	0-0	0	0	0	2	0	1	2	0	0	8		
32	APPEL, Nate	*	1-2	0-0	0-0	1	1	2	1	2	0	0	0	0	5		
34	KITCHENS, Drew	*	1-3	0-1	0-2	1	1	2	0	2	0	0	0	0	7		
41	BARTON, Jordan	*	0-0	0-0	1-5	1	1	2	0	1	0	0	0	0	7		
45	SEMPLER, Jordan	*	2-6	1-1	5-6	3	4	7	5	10	1	0	2	1	21		
	Team					1	3	4									
	Totals		19-47	8-23	16-27	9	26	35	16	62	10	9	3	2	200		

FG % 1st Half: 13-28 46.4% 2nd half: 6-19 31.6% Game: 19-47 40.4% Deadball Rebounds 5
 3FG % 1st Half: 3-11 27.3% 2nd half: 5-12 41.7% Game: 8-23 34.8%
 FT % 1st Half: 1-8 12.5% 2nd half: 15-19 78.9% Game: 16-27 59.3%

UC San Diego 65 • 3-7, 2-5 CCAA

#	Player	Total			3-Ptr			Rebounds			PF	TP	A	TO	Blk	Stl	Min
		FG-FGA	FG-FGA	FT-FTA	Off	Def	Tot	Off	Def	Tot							
10	McCANN, James	*	6-12	1-3	8-11	0	4	4	4	21	2	0	0	3	34		
12	McGRATH, Tyler	*	9-15	2-5	4-4	1	9	10	2	24	2	1	2	1	35		
14	DYER, Drew	*	3-5	1-3	2-2	0	2	2	1	9	1	0	0	1	35		
25	PETERS, Ryan	*	0-0	0-0	0-0	0	1	1	3	0	0	0	1	0	9		
30	PORTER, Colin	*	0-0	0-0	0-0	0	0	0	0	0	0	0	0	0	0		
11	McCULLOUGH, MacKen	*	2-5	0-3	0-0	0	0	0	3	4	0	1					

2012-13 BOX SCORES

Official Basketball Box Score -- Game Totals -- Final Statistics UC San Diego vs Cal St. Monterey Bay 01/18/13 7:30 p.m. at Seaside, CA (The Kelp Bed)

UC San Diego 63 • 4-8, 3-6 CCAA

#	Player	Total			3-Ptr			Rebounds			PF	TP	A	TO	Blk	Stl	Min
		FG	FGA	FT	FTA	Off	Def	Tot									
11	McCULLOUGH, MacKen	f	1-1	0-0	0-0	0	0	0	3	2	0	4	1	2	25		
14	DYER, Drew	f	2-6	2-5	1-1	2	6	8	2	7	0	1	2	1	29		
30	PORTER, Colin	c	2-4	0-0	1-4	3	4	7	2	5	1	1	0	0	38		
10	McCANN, James	g	4-13	2-7	6-6	0	1	1	2	16	3	3	0	1	28		
25	PETERS, Ryan	g	2-4	0-2	2-3	0	4	0	6	0	0	0	0	0	11		
12	McGRATH, Tyler	g	5-11	4-8	6-6	0	4	4	3	20	2	0	0	1	30		
13	BAILEY, Matt	g	1-2	1-1	0-0	0	0	0	3	0	1	0	0	11			
22	BLANCHARD, Brandon	g	0-0	0-0	0-0	0	1	1	2	0	0	1	0	3			
23	WALKER, Hunter	g	2-6	0-4	0-0	0	1	1	4	1	0	1	0	25			
Team					2		3		5								
Totals			19-47	9-27	16-20	7	24	31	15	63	7	11	4	5	200		

FG % 1st Half: 12-28 42.9% 2nd half: 7-19 36.8% Game: 19-47 40.4%
 3FG % 1st Half: 6-17 35.3% 2nd half: 3-10 30.0% Game: 9-27 33.3%
 FT % 1st Half: 9-11 81.8% 2nd half: 7-9 77.8% Game: 16-20 80.0%

Cal St. Monterey Bay 58 • 7-9, 3-6 CCAA

#	Player	Total			3-Ptr			Rebounds			PF	TP	A	TO	Blk	Stl	Min
		FG	FGA	FT	FTA	Off	Def	Tot									
05	FERTIG, Alex	f	6-13	0-3	0-2	2	2	4	5	12	0	1	0	1	28		
23	LOUSTALE, Kevin	f	5-6	0-0	0-1	5	3	8	4	10	0	3	0	1	30		
40	GALLOP, Kris	c	2-3	0-0	2-3	1	5	6	2	6	0	1	1	0	25		
03	COLE, Brandon	g	0-3	0-3	0-0	1	0	1	2	0	0	0	0	20			
04	WARD, Brandon	g	7-12	0-2	4-7	0	1	3	18	3	1	0	0	33			
01	ROGERS, Dammond	g	0-3	0-2	0-0	1	2	3	0	0	2	1	0	19			
02	ANDERSON, Derrick	g	2-5	0-0	2-2	0	5	3	6	1	0	0	0	21			
31	BALL, Julian	g	2-6	0-2	0-0	0	0	0	4	0	1	0	2	15			
32	THOMAS, James	g	0-1	0-1	0-0	0	0	0	0	0	1	0	1	4			
33	ALBERT, James	g	0-1	0-1	2-2	0	0	0	1	2	0	1	0	5			
Team					1		3		4								
Totals			24-53	0-14	10-17	11	21	32	20	58	6	10	1	5	200		

FG % 1st Half: 13-28 46.4% 2nd half: 11-25 44.0% Game: 24-53 45.3%
 3FG % 1st Half: 0-8 0.0% 2nd half: 0-6 0.0% Game: 0-14 0.0%
 FT % 1st Half: 5-6 83.3% 2nd half: 5-11 45.5% Game: 10-17 58.8%

Officials: Courtney Holmes, Kevin Long, Johnny Harrington
 Technical fouls: UC San Diego-DYER, Drew. Cal St. Monterey Bay-ANDERSON, Derrick.
 Attendance: 323

Score by periods	1st	2nd	Total
UC San Diego	39	24	63
Cal St. Monterey Bay	31	27	58

Last FG - UCSDM 2nd-05:20, CSUMB 2nd-00:09.
 Largest lead - UCSDM by 10 1st-00:33, CSUMB by 12 1st-08:14.

Score tied - 1 time.
 Lead changed - 5 times.

Official Basketball Box Score -- Game Totals -- Final Statistics UC San Diego vs Cal State East Bay 01/19/13 7:30 PM at Hayward, CA (Pioneer Gym)

UC San Diego 69 • 5-8, 4-6 CCAA

#	Player	Total			3-Ptr			Rebounds			PF	TP	A	TO	Blk	Stl	Min
		FG	FGA	FT	FTA	Off	Def	Tot									
10	McCANN, James	*	2-11	0-3	0-0	2	5	7	1	4	5	4	0	0	32		
11	McCULLOUGH, MacKen	*	3-6	2-4	2-2	2	4	6	1	10	1	0	2	0	28		
14	DYER, Drew	*	12-15	6-6	0-1	1	6	7	3	30	2	0	1	1	31		
25	PETERS, Ryan	*	2-2	1-1	2-2	0	1	1	3	7	1	3	0	0	17		
30	PORTER, Colin	*	2-2	0-0	0-2	2	6	8	1	4	1	0	1	3	34		
12	McGRATH, Tyler	*	4-12	1-5	1-3	0	1	1	3	10	1	2	0	0	29		
13	BAILEY, Matt	*	1-2	0-0	1-1	0	1	1	1	3	2	0	0	0	8		
22	BLANCHARD, Brandon	*	0-1	0-0	0-0	0	2	2	0	2	0	0	0	0	5		
23	WALKER, Hunter	*	0-2	0-2	1-2	0	0	0	1	1	1	2	0	0	16		
Team					1		2		2								
Totals			26-53	10-21	7-13	8	27	35	14	69	14	11	4	4	200		

FG % 1st Half: 13-28 46.4% 2nd half: 13-25 52.0% Game: 26-53 49.1%
 3FG % 1st Half: 7-13 53.8% 2nd half: 3-8 37.5% Game: 10-21 47.6%
 FT % 1st Half: 2-4 50.0% 2nd half: 5-9 55.6% Game: 7-13 53.8%

Cal State East Bay 60 • 5-9, 4-6 CCAA

#	Player	Total			3-Ptr			Rebounds			PF	TP	A	TO	Blk	Stl	Min
		FG	FGA	FT	FTA	Off	Def	Tot									
05	WHITFIELD, Jacari	*	5-10	2-7	2-2	1	2	3	1	14	4	3	0	0	33		
13	SMITH, Jason	*	0-3	0-1	0-0	0	1	1	1	0	1	1	0	0	30		
22	KINDRED, Gabe	*	6-10	0-0	8-8	2	6	8	2	20	3	0	0	2	35		
35	MARSHALL, Nick	*	6-15	0-2	3-4	2	4	6	0	15	1	1	1	1	31		
44	TURNER, Jurrell	*	0-4	0-0	3-4	0	2	2	2	3	0	0	0	0	21		
03	BRITTSCHGI, Spencer	*	1-2	1-2	0-0	0	0	0	0	2	3	0	0	0	7		
23	OKUNGBOWA, Ota	*	1-3	0-1	1-3	0	2	2	0	3	0	1	0	1	13		
24	CAPELLINO, Vincent	*	0-1	0-0	0-0	1	0	1	0	1	0	0	0	0	9		
25	FARR II, Kenneth	*	0-0	0-0	0-0	0	0	0	0	1	0	0	0	0	1		
33	HEBEERAND, Ryan	*	1-3	0-0	0-0	1	5	6	1	2	1	0	0	0	20		
Team					1		1		1								
Totals			20-51	3-13	17-21	8	22	30	11	60	10	6	1	4	200		

FG % 1st Half: 7-27 25.9% 2nd half: 13-24 54.2% Game: 20-51 39.2%
 3FG % 1st Half: 2-7 28.6% 2nd half: 1-6 16.7% Game: 3-13 23.1%
 FT % 1st Half: 4-6 66.7% 2nd half: 13-15 86.7% Game: 17-21 81.0%

Officials: Aaron Broadway, Ken Snell, Maurice Brazelton
 Technical fouls: UC San Diego-None. Cal State East Bay-None.
 Attendance: 237

Score by periods	1st	2nd	Total
UC San Diego	35	34	69
Cal State East Bay	20	40	60

Last FG - UCSDM 2nd-00:52, CSUEB 2nd-00:02.
 Largest lead - UCSDM by 18 2nd-17:11, CSUEB None.

Points	In	Off	2nd	Fast	Bench
UCSDM	Paint	T/O	Chance	Break	
UCSDM	16	7	13	2	27
CSUEB	36	14	10	4	12

Score tied - 1 time.
 Lead changed - 0 times.

Official Basketball Box Score -- Game Totals -- Final Statistics UC San Diego vs SF State 01/25/13 7:30 pm at San Francisco, CA (The Swamp)

UC San Diego 55 • 5-9, 4-7 (CCAA)

#	Player	Total			3-Ptr			Rebounds			PF	TP	A	TO	Blk	Stl	Min
		FG	FGA	FT	FTA	Off	Def	Tot									
10	McCANN, James	*	2-7	1-3	2-3	0	2	2	1	7	3	4	0	0	30		
12	McGRATH, Tyler	*	5-14	3-10	2-2	0	5	5	2	15	2	3	0	0	34		
14	DYER, Drew	*	2-8	1-6	0-2	3	2	5	2	5	1	0	0	1	30		
25	PETERS, Ryan	*	2-4	0-2	0-0	0	0	0	2	4	3	1	0	0	19		
30	PORTER, Colin	*	3-4	0-0	1-1	2	1	3	2	7	0	1	0	0	26		
11	McCULLOUGH, MacKen	*	0-0	0-0	0-0	0	0	0	0	0	0	2	0	0	13		
13	BAILEY, Matt	*	0-1	0-0	0-0	0	0	0	0	3	1	0	0	8			
20	BRUE, Justin	*	2-5	0-0	0-2	1	2	3	2	4	0	0	0	0	20		
23	WALKER, Hunter	*	4-7	3-5	2-2	0	1	1	3	13	2	0	0	1	17		
33	McMILLAN, Zach	*	0-0	0-0	0-0	0	0	0	0	0	0	0	0	0	3		
Team					2		1		3								
Totals			20-50	8-26	7-12	8	14	22	14	55	14	14	0	2	200		

FG % 1st Half: 11-26 42.3% 2nd half: 9-24 37.5% Game: 20-50 40.0%
 3FG % 1st Half: 5-15 33.3% 2nd half: 3-11 27.3% Game: 8-26 30.8%
 FT % 1st Half: 2-3 66.7% 2nd half: 5-9 55.6% Game: 7-12 58.3%

SF State 70 • 9-6, 7-4 (CCAA)

#	Player	Total			3-Ptr			Rebounds			PF	TP	A	TO	Blk	Stl	Min
		FG	FGA	FT	FTA	Off	Def	Tot									
03	DEMMIN, Winston	*	4-6	0-1	2-4	1	3	4	3	10	0	0	1	0	15		
10	OTIONO, Calvin	*	7-10	2-3	5-6	1	1	2	1	21	5	0	0	1	32		
15	OVERTON, Jr., William	*	9-12	3-4	3-3	2	4	2	24	2	3	0	2	32			
32	WHITE, Decensae	*	2-6	0-0	2-2	4	6	10	0	6	1	7	0	0	33		
54	TATUM, Brandon	*	3-3	0-0	0-0	1	5	6	2	6	1	0	2	1	30		
05	JONES, Andre	*	0-0	0-0	0-0	0	0	0	1	0	0	0	0	0	1		
12	HERNDON, Robbie	*	0-3	0-1	0-0	1	2	3	2	0	1	0	0	0	18		
24	AUSTRIA, Alli	*	0-2	0-2	0-0	0	2	2	0	0	2	0	1	1	8		
44																	

2012-13 BOX SCORES

Official Basketball Box Score -- Game Totals -- Final Statistics UC San Diego vs CS Dominguez Hills 02/01/13 7:30 PM at Carson, CA (Torodome)

UC San Diego 69 • 7-9, 6-7 CCAA

#	Player	Total			3-Ptr			Rebounds			PF	TP	A	TO	Blk	Stl	Min
		FG	FGA	FT	FTA	Off	Def	Tot	Off	Def							
10	McCANN, James	* 3-6	2-4	8-8	1	5	6	2	16	3	4	0	0	0	0	30	
12	McGRATH, Tyler	* 3-9	2-8	2-2	1	2	3	2	10	2	0	1	0	0	28		
14	DYER, Drew	* 3-9	1-3	3-5	2	3	5	1	10	2	2	0	1	28			
25	PETERS, Ryan	* 1-2	1-2	0-0	1	1	2	1	3	3	2	1	1	36			
30	PORTER, Colin	* 5-7	0-0	2-2	6	4	10	0	12	1	2	1	0	23			
11	McCULLOUGH, MacKen	0-2	0-0	0-0	0	0	0	0	0	0	0	0	0	6			
13	BAILEY, Matt	1-3	1-1	0-0	0	0	0	2	3	0	1	0	0	10			
20	BRUE, Justin	5-9	0-0	5-8	1	9	10	2	15	0	1	2	0	28			
23	WALKER, Hunter	0-1	0-1	0-0	0	0	0	2	0	0	1	0	0	11			
Team						1 2 3											
Totals		21-48	7-21	20-25	13	26	39	12	69	11	14	5	2	200			

FG % 1st Half: 10-26 38.5% 2nd half: 11-22 50.0% Game: 21-48 43.8%
 3FG % 1st Half: 1-9 11.1% 2nd half: 6-12 50.0% Game: 7-21 33.3%
 FT % 1st Half: 9-12 75.0% 2nd half: 11-13 84.6% Game: 20-25 80.0%

CS Dominguez Hills 62 • 10-10, 6-7 CCAA

#	Player	Total			3-Ptr			Rebounds			PF	TP	A	TO	Blk	Stl	Min
		FG	FGA	FT	FTA	Off	Def	Tot	Off	Def							
10	DALEY, Jason	* 1-3	0-0	0-0	1	2	3	4	2	3	0	0	0	13			
11	GREEN, Myron	* 4-9	1-2	4-8	1	2	3	2	13	2	3	2	0	33			
20	NEAL, Steffon	* 3-7	1-2	0-0	0	1	2	4	7	0	0	1	1	25			
22	CRUMP, Givon	* 2-6	1-1	0-0	0	4	4	0	5	0	0	0	2	23			
24	WILLIAMS, Pierson	* 0-0	0-0	0-0	0	0	0	1	0	0	0	0	0	7			
01	STRAUTHER, Alex	3-7	2-3	0-2	0	3	3	3	8	5	2	0	2	19			
04	CAIN, Matt	0-0	0-0	0-0	0	1	1	2	0	2	1	0	0	20			
12	GEARY, Deon	4-5	3-3	0-0	0	1	1	11	0	0	0	0	0	16			
21	WILLIAMS, Ramon	1-5	0-1	2-2	0	1	1	4	0	1	1	1	1	17			
33	DELAROSA, Ricardo	2-6	0-0	0-0	1	1	2	1	4	0	1	0	0	16			
34	JEFFERSON, Ryan	2-2	2-2	2-2	0	0	0	2	8	1	2	1	0	11			
Team						1 1 2											
Totals		22-50	10-14	8-14	5	17	22	21	62	13	10	5	6	200			

FG % 1st Half: 11-25 44.0% 2nd half: 11-25 44.0% Game: 22-50 44.0%
 3FG % 1st Half: 4-6 66.7% 2nd half: 6-8 75.0% Game: 10-14 71.4%
 FT % 1st Half: 6-10 60.0% 2nd half: 2-4 50.0% Game: 8-14 57.1%

Officials: Michael DODSON, Eddie SHANNON, Joe WARD-WALLACE
 Technical fouls: UC San Diego-None. CS Dominguez Hills-None.
 Attendance: 245

Score by periods	1st	2nd	Total
UC San Diego	30	39	69
CS Dominguez Hills	32	30	62

Last FG - UCSDM 2nd-01:02, CSUDH 2nd-00:08.
 Largest lead - UCSDM by 11 2nd-11:31, CSUDH by 5 1st-10:04.

Score tied - 6 times.
 Lead changed - 7 times.

Official Basketball Box Score -- Game Totals -- Final Statistics UC San Diego vs Cal State L.A. 02/02/13 7:30 PM at Los Angeles, CA (Eagles Nest)

UC San Diego 50 • 8-9, 7-7 CCAA

#	Player	Total			3-Ptr			Rebounds			PF	TP	A	TO	Blk	Stl	Min
		FG	FGA	FT	FTA	Off	Def	Tot	Off	Def							
10	McCANN, James	* 3-9	0-1	0-0	0	3	3	1	6	2	2	0	1	31			
12	McGRATH, Tyler	* 4-9	2-4	2-2	0	3	3	1	12	1	0	0	1	35			
14	DYER, Drew	* 1-5	0-3	2-2	0	3	3	4	4	0	0	0	0	23			
25	PETERS, Ryan	* 1-6	0-2	0-0	0	5	5	2	2	4	1	0	0	25			
30	PORTER, Colin	* 3-6	0-0	2-4	4	5	9	0	8	1	2	0	1	35			
13	BAILEY, Matt	0-0	0-0	0-0	1	1	2	0	0	2	1	0	0	8			
20	BRUE, Justin	2-8	0-0	0-0	0	2	2	3	4	0	1	0	0	22			
23	WALKER, Hunter	4-6	3-5	3-4	0	1	1	2	14	1	0	1	1	21			
Team						2 3 5											
Totals		18-49	5-15	9-12	7	26	33	13	50	11	7	1	4	200			

FG % 1st Half: 7-26 26.9% 2nd half: 11-23 47.8% Game: 18-49 36.7%
 3FG % 1st Half: 2-8 25.0% 2nd half: 3-7 42.9% Game: 5-15 33.3%
 FT % 1st Half: 0-0 0.0% 2nd half: 9-12 75.0% Game: 9-12 75.0%

Cal State L.A. 34 • 10-8, 7-7 CCAA

#	Player	Total			3-Ptr			Rebounds			PF	TP	A	TO	Blk	Stl	Min
		FG	FGA	FT	FTA	Off	Def	Tot	Off	Def							
01	MUNZON, Joshua	* 2-9	1-6	0-0	1	5	6	2	5	1	3	0	2	33			
03	TILLMAN, James	* 0-6	0-2	5-6	1	1	2	2	5	1	3	0	0	33			
10	SINGER, Solomon	* 3-13	0-3	2-6	6	4	10	3	8	1	1	0	1	31			
23	RICHARD, Jordan	* 0-3	0-0	0-0	1	7	8	2	0	0	2	4	1	33			
40	CAMPER, Julian	* 3-4	0-0	5-10	5	3	8	0	11	0	2	0	0	22			
04	DANIELS, Austin	0-1	0-0	0-0	0	0	0	0	0	0	0	0	0	7			
11	TRIMBLE, Willie	2-11	0-3	1-2	1	1	2	2	5	0	0	0	0	28			
15	WATKINS, Quinton	0-1	0-1	0-0	0	1	1	0	0	0	0	0	0	4			
20	WILSON, Marc	0-3	0-1	0-0	2	0	2	2	0	0	2	0	0	6			
21	ALCALA, Cheyanne	0-0	0-0	0-0	1	1	2	1	0	0	0	0	0	8			
Team						2 3 5											
Totals		10-51	1-16	13-24	20	26	46	14	34	3	14	4	4	200			

FG % 1st Half: 4-24 16.7% 2nd half: 6-27 22.2% Game: 10-51 19.6%
 3FG % 1st Half: 0-7 0.0% 2nd half: 1-9 11.1% Game: 1-16 6.3%
 FT % 1st Half: 2-4 50.0% 2nd half: 11-20 55.0% Game: 13-24 54.2%

Officials: Michael Dodson, Bill Denton, Juan Corral
 Technical fouls: UC San Diego-None. Cal State L.A.-None.
 Attendance: 489

Score by periods	1st	2nd	Total
UC San Diego	16	34	50
Cal State L.A.	10	24	34

Last FG - UCSDM 2nd-01:57, CSULA 2nd-05:07.
 Largest lead - UCSDM by 16 2nd-01:36, CSULA by 4 1st-13:21.

Score tied - 2 times.
 Lead changed - 1 time.

Official Basketball Box Score -- Game Totals -- Final Statistics Humboldt State vs UC San Diego 02/08/13 7:30 pm at La Jolla, CA (RIMAC Arena)

Humboldt State 60 • 9-10, 5-10 CCAA

#	Player	Total			3-Ptr			Rebounds			PF	TP	A	TO	Blk	Stl	Min
		FG	FGA	FT	FTA	Off	Def	Tot	Off	Def							
02	ROBINSON, Deaundray	* 4-6	0-1	2-3	3	1	4	3	10	0	1	0	3	32			
22	KALE, Cody	* 2-3	0-0	0-0	0	1	1	3	4	1	2	0	0	9			
24	BRYAN, Austin	* 4-13	1-4	5-6	0	4	4	4	14	0	2	0	2	32			
32	TURPIN, Darren	* 1-7	0-2	4-6	1	0	1	3	6	0	0	0	1	20			
55	McCONNELL, Brett	* 1-2	0-0	1-1	0	2	2	3	0	1	0	0	0	16			
03	WOODS, Brandon	0-0	0-0	0-0	0	0	0	0	0	0	0	0	0	4			
04	BROWN, Rakim	5-8	3-5	2-6	2	4	6	1	15	1	0	1	1	27			
12	BROWN, Tyler	0-0	0-0	0-0	0	0	0	0	0	0	0	0	0	6			
13	DILLARD, Ethan	0-3	0-2	0-0	0	0	0	2	0	0	1	0	0	11			
15	HENTLEY, Nathan	0-0	0-0	0-0	1	1	2	1	0	0	2	0	0	8			
23	PENDER, Chris	1-3	1-1	0-0	0	1	1	1	3	0	0	1	0	18			
34	WITZEL, Thomas	1-6	0-2	1-2	1	3	4	1	3	0	1	0	0	13			
44	LESLIE, Greg	0-1	0-0	2-2	1	0	1	0	2	0	0	0	0	4			
Team						4 3 7											
Totals		19-52	5-17	17-26	13	20	33	21	60	2	10	2	7	200			

FG % 1st Half: 9-23 39.1% 2nd half: 10-29 34.5% Game: 19-52 36.5%
 3FG % 1st Half: 3-8 37.5% 2nd half: 2-9 22.2% Game: 5-17 29.4%
 FT % 1st Half: 8-13 61.5% 2nd half: 9-13 69.2% Game: 17-26 65.4%

UC San Diego 71 • 9-9, 8-7 CCAA

#	Player	Total			3-Ptr			Rebounds			PF	TP	A	TO	Blk	Stl	Min
		FG	FGA	FT	FTA	Off	Def	Tot	Off	Def							
10	McCANN, James	* 6-10	1-2	4-5	0	3	3	1	17	6	3	0	0	34			
12	McGRATH, Tyler	* 4-14	1-4	9-11	4	3	7	2	18	2	1	1	1	34			
14	DYER, Drew	* 3-7	2-5	2-2	1	4	5	10	0	3	0	0	0	24			
25	PETERS, Ryan	* 6-7	0-1	2-3	0	3	3	2	14	0	1	0	1	29			
30	PORTER, Colin	* 1-3	0-0	0-0	3	4	7	3	2	1	1	0	0	29			
11	McCULLOUGH, MacKen	0-1	0-1	2-2	0	2	2	1	2	0	1	0	0	11			
13	BAILEY, Matt	0-0	0-0	0-0	0	2	2	1	0	2	1	0	0	7			
20	BRUE, Justin	3-6	0-0	2-2	0	5	5	4	8	2	0	2					

2012-13 BOX SCORES

Official Basketball Box Score -- Game Totals -- Final Statistics UC San Diego vs CSU Stanislaus 02/15/13 7:40 p.m. at Turlock, CA (Fitzpatrick Arena)

UC San Diego 57 • 9-11, 8-9 CCAA

#	Player	Total			3-Ptr			Rebounds			PF	TP	A	TO	Blk	Stl	Min
		FG	FGA	FT	FTA	Off	Def	Tot									
10	McCANN, James	* 5-12	2-4	0-0	0	5	5	1	12	6	4	0	1	23			
12	McGRATH, Tyler	* 0-2	0-1	5-5	0	4	4	5	5	0	0	1	1	32			
14	DYER, Drew	* 3-9	1-3	1-1	3	3	6	4	8	1	2	0	1	28			
25	PETERS, Ryan	* 2-5	0-2	0-0	0	0	0	1	4	1	1	0	1	18			
30	PORTER, Colin	* 1-2	0-0	0-0	1	5	6	1	2	1	1	0	0	29			
11	McCULLOUGH, MacKen	* 1-4	0-2	0-0	0	1	1	1	2	2	0	1	0	14			
13	BAILEY, Matt	* 0-1	0-0	0-0	0	1	1	0	0	0	1	0	0	17			
20	BRUE, Justin	* 9-11	0-0	0-1	1	2	3	3	18	0	0	1	1	23			
23	WALKER, Hunter	* 3-7	0-2	0-0	1	0	1	0	6	0	0	0	0	16			
Team					0	0	0										
Totals		24-53	3-14	6-7	6	21	27	16	57	11	9	3	5	200			

FG % 1st Half: 10-24 41.7% 2nd half: 14-29 48.3% Game: 24-53 45.3%
 3FG % 1st Half: 0-4 0.0% 2nd half: 3-10 30.0% Game: 3-14 21.4%
 FT % 1st Half: 4-4 100.0% 2nd half: 2-3 66.7% Game: 6-7 85.7%

CSU Stanislaus 72 • 8-13, 5-12 CCAA

#	Player	Total			3-Ptr			Rebounds			PF	TP	A	TO	Blk	Stl	Min
		FG	FGA	FT	FTA	Off	Def	Tot									
12	MARCUS, Sam	* 2-3	0-1	0-0	0	2	2	0	4	3	4	0	1	24			
13	BELL, Taylor	* 5-12	3-7	3-3	2	0	2	1	16	2	1	0	0	29			
15	WALTERS, Marcus	* 1-3	1-3	1-2	0	2	2	1	4	1	1	0	0	24			
32	MITCHELL, Ray	* 3-4	3-4	0-0	0	1	1	1	9	0	0	0	1	19			
34	HODGE, Nick	* 6-8	0-0	1-2	0	8	8	2	13	0	2	0	2	28			
01	MASHINCHI, Kenny	* 0-0	0-0	0-0	0	0	0	0	0	0	0	0	0	1			
02	DeBLASE, Zeke	* 4-7	1-1	2-4	0	1	1	2	11	0	1	0	0	24			
03	TREMELLING, Clinton	* 1-3	1-3	0-0	0	2	2	0	3	2	0	0	0	19			
05	PULLUM, Marcellus	* 4-5	3-4	0-0	1	4	5	0	11	0	1	0	1	19			
21	RANDHAWA, Amarpree	* 0-0	0-0	0-0	0	0	0	0	0	0	0	0	0	1			
23	BARTOLE, Wes	* 0-3	0-0	0-0	1	1	2	1	0	0	0	0	0	11			
25	CARLSON, Alek	* 0-1	0-0	1-2	0	1	1	0	1	0	0	0	0	1			
Team					1	1	2										
Totals		26-49	12-23	8-13	5	23	28	8	72	8	9	2	3	200			

FG % 1st Half: 11-27 40.7% 2nd half: 15-22 68.2% Game: 26-49 53.1%
 3FG % 1st Half: 7-14 50.0% 2nd half: 5-9 55.6% Game: 12-23 52.2%
 FT % 1st Half: 0-1 0.0% 2nd half: 8-13 61.5% Game: 8-13 61.5%

Officials: Edward Page, Jon Gilliam, David Cooley
 Technical fouls: UC San Diego-McGRATH, Tyler. CSU Stanislaus-DeBLASE, Zeke.
 Attendance: 1412

Score by periods	1st	2nd	Total
UC San Diego	24	33	57
CSU Stanislaus	29	43	72

Last FG - UCSDM 2nd-00:34, CSUS 2nd-01:45.
 Largest lead - UCSDM by 6 1st-13:20, CSUS by 17 2nd-00:44.

Points UCSDM 36 CSUS 36
 In Paint 16 10
 Off T/O 9 7
 2nd Chance 10 8
 Fast Break 0 0
 Bench 26 26

Score tied - 2 times.
 Lead changed - 9 times.

Official Basketball Box Score -- Game Totals -- Final Statistics UC San Diego vs Chico State 02/16/13 7:30 p.m. at Chico, CA (Acker Gymnasium)

UC San Diego 61 • 9-12, 8-10 CCAA

#	Player	Total			3-Ptr			Rebounds			PF	TP	A	TO	Blk	Stl	Min
		FG	FGA	FT	FTA	Off	Def	Tot									
10	McCANN, James	* 5-11	1-2	5-5	0	1	1	2	16	6	3	0	0	29			
12	McGRATH, Tyler	* 4-13	1-6	3-3	1	3	4	12	1	1	0	1	30				
14	DYER, Drew	* 7-14	1-3	2-2	6	4	10	3	17	0	1	0	1	25			
25	PETERS, Ryan	* 2-2	1-1	0-0	0	2	2	4	5	1	0	0	0	28			
30	PORTER, Colin	* 0-4	0-0	0-0	3	5	8	2	0	0	3	0	0	30			
11	McCULLOUGH, MacKen	* 1-3	0-0	0-0	1	1	2	1	2	1	0	0	0	14			
13	BAILEY, Matt	* 0-4	0-0	0-0	0	2	2	1	0	0	1	0	0	10			
20	BRUE, Justin	* 2-5	0-0	1-2	5	3	8	4	5	1	1	1	0	22			
23	WALKER, Hunter	* 2-5	0-2	0-1	0	1	1	0	4	0	1	1	2	12			
Team					1	2	3										
Totals		23-61	4-14	11-13	17	24	41	21	61	11	10	2	4	200			

FG % 1st Half: 11-35 31.4% 2nd half: 12-26 46.2% Game: 23-61 37.7%
 3FG % 1st Half: 1-8 12.5% 2nd half: 3-6 50.0% Game: 4-14 28.6%
 FT % 1st Half: 2-3 66.7% 2nd half: 9-10 90.0% Game: 11-13 84.6%

Chico State 64 • 13-9, 10-8 CCAA

#	Player	Total			3-Ptr			Rebounds			PF	TP	A	TO	Blk	Stl	Min
		FG	FGA	FT	FTA	Off	Def	Tot									
05	SIMS, Damario	* 5-11	4-8	0-0	0	2	2	14	4	1	0	1	29				
15	CARRAWAY, Amir	* 0-4	0-0	0-0	0	5	5	2	0	1	4	0	1	30			
20	PARK, Sean	* 2-5	1-3	5-6	1	3	4	0	10	1	1	0	0	27			
44	CONRAD, Jason	* 2-6	0-0	3-4	2	3	5	3	7	1	1	1	1	22			
45	SEMPEL, Jordan	* 4-7	1-2	1-1	1	2	3	4	10	3	1	3	1	24			
02	LOVISOLO, Jake	* 0-0	0-0	0-0	0	1	1	0	0	0	0	1	0	0			
11	PARKER, Rashad	* 3-10	1-4	3-3	1	4	5	0	10	2	0	0	0	29			
22	STANILAND, James	* 0-0	0-0	0-0	0	1	1	0	0	0	0	0	0	3			
31	ROSAROSO, Mike	* 3-6	3-4	0-0	0	1	1	2	9	1	0	0	0	18			
34	KITCHENS, Drew	* 0-0	0-0	0-0	0	0	0	0	0	0	0	0	0	3			
41	BARTON, Jordan	* 1-3	0-0	2-4	4	1	5	4	4	0	2	1	1	15			
Team					1	0	1										
Totals		20-52	10-21	14-18	11	23	34	17	64	13	10	6	5	200			

FG % 1st Half: 9-25 36.0% 2nd half: 11-27 40.7% Game: 20-52 38.5%
 3FG % 1st Half: 4-6 66.7% 2nd half: 6-15 40.0% Game: 10-21 47.6%
 FT % 1st Half: 7-9 77.8% 2nd half: 7-9 77.8% Game: 14-18 77.8%

Officials: Denny George, Jimmie Rodgers, Greg Puccianni
 Technical fouls: UC San Diego-None. Chico State-None.
 Attendance: 1182

UC San Diego, down 3 with 0.3 seconds left, threw it in to James McCann who buried a three-quarters court shot that was originally ruled good. But after the officials convened, they ruled it no good. Chico State has now won 7 straight home games.

Score by periods	1st	2nd	Total
UC San Diego	25	36	61
Chico State	29	35	64

Last FG - UCSDM 2nd-00:26, CSUC 2nd-00:01.
 Largest lead - UCSDM by 5 1st-12:08, CSUC by 9 2nd-15:43.

Points UCSDM 30 CSUC 30
 In Paint 16 15
 Off T/O 13 13
 2nd Chance 4 4
 Fast Break 0 11
 Bench 23 23

Score tied - 11 times.
 Lead changed - 9 times.

Official Basketball Box Score -- Game Totals -- Final Statistics Cal State East Bay vs UC San Diego 02/22/13 7:30 p.m. at La Jolla, CA (RIMAC Arena)

Cal State East Bay 72 • 6-17, 5-14 CCAA

#	Player	Total			3-Ptr			Rebounds			PF	TP	A	TO	Blk	Stl	Min
		FG	FGA	FT	FTA	Off	Def	Tot									
13	SMITH, Jason	* 4-7	4-6	0-0	1	3	4	3	12	2	1	0	2	27			
22	KINDRED, Gabe	* 2-6	0-1	3-7	0	4	4	1	7	1	2	0	1	23			
24	CAPELLINO, Vincent	* 4-9	1-4	2-4	1	3	4	2	11	3	3	1	1	35			
33	HEBERBRAND, Ryan	* 7-9	0-0	3-3	2	5	7	3	17	0	1	0	0	29			
44	TURNER, Jurrell	* 5-6	0-0	3-4	1	0	1	3	13	1	1	2	2	28			
03	BRITSCHGI, Spencer	* 0-0	0-0	0-0	0	0	0	0	0	0	1	0	0	3			
05	WHITFIELD, Jacari	* 1-2	0-1	0-1	0	3	3	2	2	1	0	0	0	16			
15	MAULDIN, Tre	* 0-1	0-0	1-2	0	1	1	1	1	1	0	0	1	12			
23	OKUNGBOWA, Ota	* 1-3	0-0	4-4	1	2	3	6	0	1	0	3	18				
25	FARR II, Kenneth	* 0-1	0-0	0-0	0	0	0	0	0	0	0	0	0	1			
34	JACKSON, Donavon	* 1-1	0-0	1-2	0	3	3	0	3	1	0	0	0	8			
Team					0	1	1										
Totals		25-45	5-12	17-27	6	25	31	19	72	11	12	3	10	200			

FG % 1st Half: 11-21 52.4% 2nd half: 14-24 58.3% Game: 25-45 55.6%
 3FG % 1st Half: 2-4 50.0% 2nd half: 3-8 37.5% Game: 5-12 41.7%
 FT % 1st Half: 7-12 58.3% 2nd half: 10-15 66.7% Game: 17-27 63.0%

UC San Diego 49 • 9-13, 8-11 CCAA

#	Player	Total			3-Ptr			Rebounds			PF	TP	A	TO	Blk	Stl	Min
		FG	FGA	FT	FTA	Off	Def	Tot									
10	McCANN, James	* 2-6	0-2	6-8	0	2	2	1	10	3	3	0	0	18			
12	McGRATH, Tyler	* 0-7	0-3	2-2	0	1	1	4	2	0	0	0	1	17			
14	DYER, Drew	* 0-0	0-0	0-0	0	1	1	3	0	2	0	0	0	17			
25	PETERS, Ryan	* 2-2	0-0	1-1	0	1	1	1	5	0	1	0	0	20			
30	PORTER, Colin	* 1-2	0-0	0-2	2	1	3	1	2	0	2	1	0	13			
11	McCULLOUGH, MacKen</																

CALIFORNIA COLLEGIATE ATHLETIC ASSOCIATION SEASON STATISTICS

RECORD:	OVERALL	HOME	AWAY	NEUTRAL
ALL GAMES	9-11	3-6	6-5	0-0
CONFERENCE	9-11	3-6	6-5	0-0
NON-CONFERENCE	0-0	0-0	0-0	0-0

#	Player	gp-gs	min	avg	Total		3-Point		F-Throw		Rebounds			pf	dq	a	to	blk	stl	pts	avg				
					fg-fga	fg%	3fg-fga	3fg%	ft-fga	ft%	off	def	tot									avg			
12	McGRATH, Tyler	20-18	627	31.4	91-225	.404	38-112	.339	65-74	.878	10	60	70	3.5	58	1	30	20	5	16	285	14.3			
10	McCANN, James	20-20	596	29.8	77-181	.425	20-62	.323	90-103	.874	6	57	63	3.2	39	1	86	65	0	13	264	13.2			
14	DYER, Drew	20-20	528	26.4	66-147	.449	31-81	.383	16-22	.727	34	71	105	5.3	56	1	19	28	6	9	179	9.0			
20	BRUE, Justin	15-5	350	23.3	61-119	.513	0-0	.000	18-27	.667	21	67	88	5.9	39	0	8	11	14	6	140	9.3			
23	WALKER, Hunter	19-0	262	13.8	34-84	.405	14-50	.280	8-12	.667	6	16	22	1.2	20	0	11	10	6	7	90	4.7			
25	PETERS, Ryan	20-20	439	22.0	32-63	.508	9-28	.321	15-19	.789	6	27	33	1.7	31	0	25	30	2	4	88	4.4			
30	PORTER, Colin	20-15	459	23.0	27-55	.491	0-0	.000	11-27	.407	42	54	96	4.8	33	0	10	21	5	6	65	3.3			
11	McCULLOUGH, MacK	18-2	306	17.0	20-60	.333	9-34	.265	7-9	.778	10	31	41	2.3	19	0	15	19	8	3	56	3.1			
22	BLANCHARD, Brando	14-0	153	10.9	20-53	.377	4-23	.174	11-14	.786	11	27	38	2.7	21	0	2	8	2	0	55	3.9			
13	BAILEY, Matt	20-0	191	9.6	11-37	.297	2-8	.250	5-6	.833	3	18	21	1.1	17	0	28	16	0	4	29	1.5			
33	McMILLAN, Zach	10-0	76	7.6	6-10	.600	0-0	.000	0-2	.000	5	13	18	1.8	13	0	1	5	1	0	12	1.2			
24	FRANCIS, Treavon	2-0	13	6.5	1-4	.250	0-3	.000	2-2	1.000	0	0	0	0.0	4	0	1	1	0	0	4	2.0			
Team											25	28	53												6
Total.....		20	4000		446-1038	.430	127-401	.317	248-317	.782	179	469	648	32.4	350	3	236	240	49	68	1267	63.3			
Opponents.....		20	4000		459-1018	.451	114-308	.370	267-399	.669	169	448	617	30.9	309	3	210	208	59	112	1299	64.9			

TEAM STATISTICS	UCSDM	OPP	Date	Opponent	Score	Att.
SCORING	1267	1299	* 11/24/12	at CSU San Bernardino	L 82-90	332
Points per game	63.3	64.9	* 11/30/12	CAL STATE L.A.	L 54-61	209
Scoring margin	-1.6	-	* 12/01/12	CS DOMINGUEZ HILLS	L 57-58	185
FIELD GOALS-ATT	446-1038	459-1018	* 12/30/12	CSU SAN BERNARDINO	L 58-73	468
Field goal pct	.430	.451	* 01/03/13	at Cal Poly Pomona	L 51-52	741
3 POINT FG-ATT	127-401	114-308	* 01/05/13	at Humboldt State	w 72-69	1208
3-point FG pct	.317	.370	* 01/11/13	CHICO STATE	w 65-62	1791
3-pt FG made per game	6.4	5.7	* 01/12/13	CSU STANISLAUS	L 67-77	310
FREE THROWS-ATT	248-317	267-399	* 01/18/13	at Cal St. Monterey Bay	w 63-58	323
Free throw pct	.782	.669	* 01/19/13	at Cal State East Bay	w 69-60	237
F-Throws made per game	12.4	13.4	* 01/25/13	at SF State	L 55-70	323
REBOUNDS	648	617	* 01/26/13	at Sonoma State	w 85-65	402
Rebounds per game	32.4	30.9	* 02/01/13	at CS Dominguez Hills	w 69-62	245
Rebounding margin	+1.6	-	* 02/02/13	at Cal State L.A.	w 50-34	489
ASSISTS	236	210	* 02/08/13	HUMBOLDT STATE	w 71-60	3897
Assists per game	11.8	10.5	* 02/09/13	CAL POLY POMONA	L 50-73	691
TURNOVERS	240	208	* 02/15/13	at CSU Stanislaus	L 57-72	1412
Turnovers per game	12.0	10.4	* 02/16/13	at Chico State	L 61-64	1182
Turnover margin	-1.6	-	* 02/22/13	CAL STATE EAST BAY	L 49-72	311
Assist/turnover ratio	1.0	1.0	* 02/23/13	CAL ST. MONTEREY BAY	w 82-67	439
STEALS	68	112				
Steals per game	3.4	5.6	1=Dixie State Classic			
BLOCKS	49	59	*=CCAA game			
Blocks per game	2.5	3.0				
ATTENDANCE	8301	6894				
Home games-Avg/Game	9-922	11-627				
Neutral site-Avg/Game	-	0-0				

Score by Periods	1st	2nd	Totals
UC San Diego	605	662	1267
Opponents	580	719	1299

OVERALL SEASON STATISTICS

RECORD:	OVERALL	HOME	AWAY	NEUTRAL
ALL GAMES	10-13	3-7	6-6	1-0
CONFERENCE	9-11	3-6	6-5	0-0
NON-CONFERENCE	1-2	0-1	0-1	1-0

#	Player	gp-gs	min	avg	Total		3-Point		F-Throw		Rebounds				pf	dq	a	to	blk	stl	pts	avg		
					fg-fga	fg%	3fg-fga	3fg%	ft-fa	ft%	off	def	tot	avg										
12	McGRATH, Tyler	23-21	724	31.5	106-262	.405	45-130	.346	80-91	.879	11	70	81	3.5	66	1	38	26	5	19	337	14.7		
10	McCANN, James	23-23	678	29.5	88-211	.417	23-74	.311	98-116	.845	8	59	67	2.9	47	1	98	71	0	16	297	12.9		
14	DYER, Drew	23-21	598	26.0	77-164	.470	35-90	.389	23-30	.767	37	83	120	5.2	68	2	20	33	6	10	212	9.2		
20	BRUE, Justin	18-8	436	24.2	73-148	.493	0-0	.000	28-37	.757	28	83	111	6.2	49	0	13	17	17	7	174	9.7		
25	PETERS, Ryan	23-23	527	22.9	38-78	.487	10-33	.303	16-26	.615	9	34	43	1.9	37	0	27	32	2	5	102	4.4		
23	WALKER, Hunter	20-0	264	13.2	34-85	.400	14-51	.275	8-12	.667	7	16	23	1.2	21	0	11	10	6	7	90	4.5		
22	BLANCHARD, Brando	17-2	192	11.3	27-70	.386	6-29	.207	11-14	.786	13	34	47	2.8	28	0	2	9	4	0	71	4.2		
30	PORTER, Colin	23-15	500	21.7	29-58	.500	0-0	.000	12-30	.400	48	59	107	4.7	39	0	11	22	5	7	70	3.0		
11	McCULLOUGH, MacK	21-2	358	17.0	24-72	.333	10-39	.256	11-15	.733	13	39	52	2.5	24	0	17	22	11	3	69	3.3		
13	BAILEY, Matt	23-0	230	10.0	11-39	.282	2-8	.250	7-8	.875	3	20	23	1.0	20	0	32	20	0	5	31	1.3		
33	McMILLAN, Zach	11-0	80	7.3	6-10	.600	0-0	.000	0-2	.000	5	13	18	1.6	15	0	1	5	1	0	12	1.1		
24	FRANCIS, Treavon	2-0	13	6.5	1-4	.250	0-3	.000	2-2	1.000	0	0	0	0.0	4	0	1	1	0	0	4	2.0		
Team											28	33	61											
Total.....		23	4600		514-1201	.428	145-457	.317	296-383	.773	210	543	753	32.7	418	4	271	275	57	79	1469	63.9		
Opponents.....		23	4600		529-1175	.450	128-350	.366	323-486	.665	198	522	720	31.3	366	5	244	241	70	130	1509	65.6		

TEAM STATISTICS	UCSDM	OPP	Date	Opponent	Score	Att.
SCORING	1469	1509	1	11/09/12	at Dixie State	L 67-71 2343
Points per game	63.9	65.6	1	11/10/12	vs Fresno Pacific	W 83-74 0
Scoring margin	-1.7	-		11/17/12	GRAND CANYON	L 52-65 324
FIELD GOALS-ATT	514-1201	529-1175	*	11/24/12	at CSU San Bernardino	L 82-90 332
Field goal pct	.428	.450	*	11/30/12	CAL STATE L.A.	L 54-61 209
3 POINT FG-ATT	145-457	128-350	*	12/01/12	CS DOMINGUEZ HILLS	L 57-58 185
3-point FG pct	.317	.366	*	12/30/12	CSU SAN BERNARDINO	L 58-73 468
3-pt FG made per game	6.3	5.6	*	01/03/13	at Cal Poly Pomona	L 51-52 741
FREE THROWS-ATT	296-383	323-486	*	01/05/13	at Humboldt State	W 72-69 1208
Free throw pct	.773	.665	*	01/11/13	CHICO STATE	W 65-62 1791
F-Throws made per game	12.9	14.0	*	01/12/13	CSU STANISLAUS	L 67-77 310
REBOUNDS	753	720	*	01/18/13	at Cal St. Monterey Bay	W 63-58 323
Rebounds per game	32.7	31.3	*	01/19/13	at Cal State East Bay	W 69-60 237
Rebounding margin	+1.4	-	*	01/25/13	at SF State	L 55-70 323
ASSISTS	271	244	*	01/26/13	at Sonoma State	W 85-65 402
Assists per game	11.8	10.6	*	02/01/13	at CS Dominguez Hills	W 69-62 245
TURNOVERS	275	241	*	02/02/13	at Cal State L.A.	W 50-34 489
Turnovers per game	12.0	10.5	*	02/08/13	HUMBOLDT STATE	W 71-60 3897
Turnover margin	-1.5	-	*	02/09/13	CAL POLY POMONA	L 50-73 691
Assist/turnover ratio	1.0	1.0	*	02/15/13	at CSU Stanislaus	L 57-72 1412
STEALS	79	130	*	02/16/13	at Chico State	L 61-64 1182
Steals per game	3.4	5.7	*	02/22/13	CAL STATE EAST BAY	L 49-72 311
BLOCKS	57	70	*	02/23/13	CAL ST. MONTEREY BAY	W 82-67 439
Blocks per game	2.5	3.0				
ATTENDANCE	8625	9237				
Home games-Avg/Game	10-862	12-770	1=Dixie State Classic			
Neutral site-Avg/Game	-	1-0	*=CCAA game			

Score by Periods	1st	2nd	Totals
UC San Diego	699	770	1469
Opponents	669	840	1509

MEDIA ROSTER



10

James McCANN
Jr. • Guard
5-11 • 165
Carlsbad, CA



11

MacKenzie McCULLOUGH
Jr. • Guard/Forward
6-4 • 195
Sacramento, CA



12

Tyler McGRATH
Sr. • Guard
6-2 • 175
Camarillo, CA



13

Matt BAILEY
Jr. • Guard
5-11 • 185
Mission Viejo, CA



14

Drew DYER
Fr. • Forward/Guard
6-6 • 210
Aurora, CO



15

Aleks LIPOVIC
Fr. • Guard
6-4 • 185
Capistrano Beach, CA



20

Justin BRUE
Sr. • Forward
6-5 • 215
Hayward, CA



21

Michael ROBINSON
Redshirt Fr. • Guard
6-3 • 210
Riverside, CA



22

Brandon BLANCHARD
So. • Center/Forward
6-8 • 240
Rancho Santa Margarita, CA



23

Hunter WALKER
Fr. • Guard/Forward
6-4 • 205
Santa Maria, CA



24

Treavon FRANCIS
Fr. • Guard
6-4 • 205
Covina, CA




25

Ryan PETERS
Sr. • Guard
6-4 • 205
Santa Clarita, CA



30

Colin PORTER
Sr. • Forward/Center
6-6 • 230
San Diego, CA



33

Zach McMILLAN
Fr. • Center/Forward
6-7 • 215
Santa Monica, CA



Chris CARLSON
Head Coach
Sixth Season
UC Santa Barbara '93



Eric OLEN
Assistant Coach
Ninth Season
Spring Hill College '04



Gerred LINK
Assistant Coach
First Season
Sonoma State '11