



# 2012-13 UC SAN DIEGO

# Men's Basketball *Game Notes*

Contact: Scott Flanders • [sflanders@ucsd.edu](mailto:sflanders@ucsd.edu) • 805.390.4219

## SCHEDULE/RESULTS

**9-12 Overall, 8-10 CCAA**  
Home 2-6 • Away 6-6 • Neutral 1-0

### November

5	at #20 San Diego State (exhib.)	56-80 L
9	at Dixie State (1)	67-71 L
10	vs. Fresno Pacific (1)	83-74 W
17	<b>Grand Canyon</b>	<b>52-65 L</b>
24	at Cal State San Bernardino*	82-90 L
30	<b>Cal State L.A.*</b>	<b>54-61 L</b>

### December

1	<b>Cal State Dominguez Hills*</b>	<b>57-58 L</b>
30	<b>Cal State San Bernardino*</b>	<b>58-73 L</b>

### January

3	at #6 Cal Poly Pomona*	51-52 L
5	at Humboldt State*	72-69 W
11	<b>Chico State*</b>	<b>65-62 W</b>
12	<b>Cal State Stanislaus*</b>	<b>67-77 L</b>
18	at Cal State Monterey Bay*	63-58 W
19	at Cal State East Bay*	69-60 W
25	at San Francisco State*	55-70 L
26	at Sonoma State*	85-65 W

### February

1	at Cal State Dominguez Hills*	69-62 W
2	at Cal State L.A.	50-34 W
8	<b>Humboldt State*</b>	<b>71-60 W</b>
9	<b>#4 Cal Poly Pomona*</b>	<b>50-73 L</b>
15	at Cal State Stanislaus*	57-72 L
16	at Chico State*	61-64 L
22	<b>Cal State East Bay*</b>	<b>7:30 pm</b>
23	<b>Cal State Monterey Bay*</b>	<b>7:30 pm</b>
28	<b>Sonoma State*</b>	<b>7:30 pm</b>

### March

1	<b>San Francisco State*</b>	<b>7:30 pm</b>
5	CCAA First Round	TBA
8	CCAA Semifinals (2)	5:30/8 p.m.
9	CCAA Final (2)	8 p.m.
16-19	NCAA Regionals	TBA
27-30	NCAA Finals (3)	TBA


(1) Dixie State Classic (St. George, UT)  
(2) at Ontario, CA  
(3) at Highland Heights, KY  
home games in bold  
\* CCAA game  
all times Pacific

## HOME STRETCH BEGINS WITH EAST BAY, MONTEREY BAY

### -- Game 22 --

#### CS East Bay (5-17, 4-14)

Friday, Feb. 22 • 7:30 pm  
RIMAC Arena • La Jolla

 Video/Audio - <http://bit.ly/gWUuRJ>  
 Radio - ESPN 1700  
 Stats - <http://bit.ly/fsRBt5>  
 Tickets - <http://bit.ly/W87xlb>







All-time series .....UCSD leads 6-4  
First meeting .....1971  
Result .....78-82 L  
Last meeting .....1/19/13 @ CSUEB  
Result .....69-60 W  
Last UCSD loss .....2/18/12 @ CSUEB  
Result .....71-83  
UCSD streak .....Won 1  
2011-12 series .....CSUEB led 2-0



### -- Game 23 --

#### CS Monterey Bay (8-17, 4-14)

Saturday, Feb. 23 • 7:30 pm  
RIMAC Arena • La Jolla

 Video/Audio - <http://bit.ly/gWUuRJ>  
 Radio - ESPN 1700  
 Stats - <http://bit.ly/fsRBt5>  
 Tickets - <http://bit.ly/W87xlb>

All-time series .....Tied 9-9  
First meeting .....1/24/00 @ CSUMB  
Result .....72-74 L  
Last meeting .....1/18/13 @ CSUMB  
Result .....63-58 W  
Last UCSD loss .....2/5/11 @ UCSD  
Result .....60-70  
UCSD streak .....Won 3  
2011-12 series .....UCSD led 2-0

### (AD)MISSION STATEMENT

Tickets for all home games at RIMAC Arena are available at the main entrance on game day. General admission prices are \$10 for adults (ages 7 and up) and \$5 for seniors (ages 65 and up), visiting students and UCSD Alumni Association members. UCSD students and children under 7 are admitted free. For info on group tickets or questions, please call 858.534.2508.

### YOU'RE COVERED

If you can't make it to RIMAC Arena this week, you can still follow the games live. Both contests will be broadcast by ESPN Radio 1700, with Craig Elsten calling the play-by-play and former Triton Tyler Acevedo providing color commentary. A video stream, coupled with the ESPN audio, is available at <http://bit.ly/gWUuRJ>. In addition, live stats can be found at <http://bit.ly/fsRBt5>.

### TOURNEY NOTES

First round games of the eight-team CCAA Tournament will be played on Tuesday, March 5 at campus sites. The top four regular season finishers will host and Cal Poly Pomona has already secured a home game. The semifinals and final will be contested at Citizens Business Bank Arena in Ontario, Calif., on Friday, March 8 (5:30 and 8 p.m.) and Saturday, March 9 (8 p.m.), respectively. The winner of the CCAA Tournament earns an automatic berth in the NCAA Regionals.

### REGIONALLY SPEAKING

The NCAA released the season's first regional rankings Wednesday. The top 10 in the West are: 1. Western Washington, 2. Cal Poly Pomona, 3. Seattle Pacific, 4. Dixie State, 5. Grand Canyon, 6. Cal State San Bernardino, 7. Chaminade, 8. Alaska Anchorage, 9. San Francisco State and 10. Chico State.

### 3,897's A CROWD

The Spirit Night (an annual campus event) game against Humboldt State on Friday, Feb. 8, drew a crowd of 3,897, the second-highest attendance at a men's basketball game in the history of RIMAC Arena.

### COMING HOME

UCSD returned to RIMAC Arena on Feb. 8 following a season-long, six-game road swing that began at Cal State Monterey Bay on Jan. 18. It was the team's longest away streak since the 2007-08 season, when UCSD played eight consecutive road games, half of those coming at the CCAA Tournament and NCAA West Regional. During the 2005-06 season, the Tritons played nine straight regular season games away from La Jolla.

### RIPE FROM THE STRIPE

UCSD has been dominant from the free throw line as the Tritons lead the CCAA and rank sixth nationally in free throw percentage at 76.9% (259-for-337). Tyler McGrath is second in the league and 25th in the country at 87.4% (76-for-87), while James McCann ranks fifth in the CCAA and 81st nationally at 83.7% (82-for-98). McGrath finished the 2011-12 season as the CCAA's leader in free throw percentage at 83.3%.

### CHARITY SEASON

UCSD is well on its way to establishing a new program single season record for free throw percentage. The current mark is .748 (481-for-643), set during the team's 1986-87 campaign. Entering this week, the Tritons are at .769 (259-for-337).

### FOUR ON THE FLOOR

UCSD's recent four-game win streak was its longest since the 2008-09 season when the Tritons won five straight between Jan. 16 and Jan. 30. All of those victories were also against CCAA teams (Cal State Monterey Bay, San Francisco State, Cal State Stanislaus, Chico State and Sonoma State). The Tritons had a pair of five-game streaks that season.

## **CAL STATE STANISLAUS REWIND**

Justin Brue totaled a game-high 18 points, but UCSD dropped a 72-57 decision in Turlock on Feb. 15. The Warriors, who led by just five points (29-24) at the half, made 15 of their 22 shots in the second stanza, 68.2%. The game featured nine lead changes. A Brue layup put the Tritons up by a point (42-41) with 10:29 remaining, but a three by Ray Mitchell on the Warriors' next possession put Stanislaus back up for good. James McCann added 12 points and doled out six assists for UCSD.

## **CHICO STATE REWIND**

A last-second three-pointer by Damario Sims led the Wildcats to a 64-61 win over UCSD in Chico on Feb. 16. With .03 on the clock, James McCann hit a 75-foot shot at the final buzzer, but it was disallowed as rules state that a player cannot gain possession and score a field goal with .03 seconds or less remaining. Three Tritons had 10 or more points, including Drew Dyer (17), McCann (16) and Tyler McGrath (12). Dyer posted his first career double-double by pulling down a game-high 10 rebounds. For the second straight night and third time in his last four games, McCann finished with six assists. Both teams shot under 40% for the game.

## **A LOOK AT THE PIONEERS**

Cal State East Bay comes into Friday's game at 5-17 overall and 4-14 in the CCAA, tied with Cal State Monterey Bay for last place. The Pioneers have lost 11 straight games, their last victory coming on Jan. 11 against Humboldt State (78-70). Last week, East Bay lost two on the road at Humboldt (77-69) and Cal Poly Pomona (71-56). Gabe Kindred is the team's scoring leader, averaging 11.8 points/game. Nick Marshall is grabbing a team-high 6.6 boards/game.

## **A LOOK AT THE OTTERS**

Cal State Monterey Bay enters the week with an 8-17 overall record and tied with Cal State East Bay for last place in the CCAA at 4-14. The Otters play at Cal State San Bernardino Friday night. Last week, CSUMB dropped a pair of road games, losing at Cal Poly Pomona (74-49) and Humboldt State (108-100 in overtime). The team has lost six straight games, last winning at Cal State Stanislaus on Jan. 26 (78-74). Alex Fertig is scoring 14.0 points/game while Brandon Ward is at 12.4 points/game. Kris Gallop is the top rebounder at 6.3/game.

## **HOW LOW CAN YOU GO**

The 34 points recorded by Cal State L.A. on Feb. 2 were the fewest given up by the Tritons since an 85-25 win over Caltech on Jan. 8, 1983. The total was the third-lowest on record in program history (117-27 win vs. LIFE Bible College on 12/6/75).

## **EXTREME GAMES**

UCSD's 20-point (85-65) win at Sonoma State on Jan. 26 was the team's largest margin of victory this season. The previous was nine points at Cal State East Bay (69-60) and against Fresno Pacific (83-74). At the other extreme, the Tritons' 73-50 loss against Cal Poly Pomona on Feb. 9 was its largest margin of defeat.

## **LIVIN' IN THE 80's**

UCSD's 85 points scored at Sonoma State on Jan. 26 was a season-high. The last time the Tritons posted a higher total was on Nov. 4, 2011, a 102-74 win against Chestnut Hill at the Disney Classic in Anaheim. UCSD has eclipsed the 80-point plateau three times this season (90-82 loss at CSUSB on 11/24; 83-74 win vs. Fresno Pacific on 11/10).

## **BEHIND THE DISH**

James McCann's nine assists at Sonoma State on Jan. 26 set a new career-high for the point guard. His previous best was eight at Cal State San Bernardino on Dec. 19, 2011. McCann is dishing out 4.1 helpers per game, the second-highest average in the CCAA.

## **McGRATH NAMED CCAA PLAYER OF THE WEEK**

Tyler McGrath was named the Wilson/CCAA Player of the Week on Jan. 28. McGrath led UCSD in scoring (23.5 points/game), three-pointers (9), free throws (8), and minutes (70) over two league road games. He made 52 percent (15 of 29) of his shots from the field, 47 percent (9 of 19) from behind the three point line and 89 percent (8 of 9) of his free throws. In an 85-65 blowout of Sonoma State, McGrath netted a game-high 32 points, one short of his career-best, on 10-for-15 shooting. He made a career-high six three pointers while also adding two rebounds, two assists and a steal in 36 minutes of play. The night prior, McGrath had team-highs with 15 points and five rebounds in a 70-55 loss at San Francisco State. He is the first Triton to win the honor since Jordan Lawley on Feb. 8, 2010.

## **THE SIXTH CENTURY**

UCSD'S win at Humboldt State on Jan. 5, its first-ever victory in Arcata, was the

600th victory in program history.

## **UNDER 90**

Prior to Cal State San Bernardino scoring 90 on Nov. 24, no UCSD opponent had posted a point total that high since Cal State Monterey Bay won 97-93 in double overtime on Jan. 26, 2008 at RIMAC Arena. The last time an opponent put up 90-plus in regulation was on Jan. 4, 2007 when Humboldt State downed the Tritons 90-76 in Arcata.

## **ALL BUT ONE**

UCSD returns all but one of its starters from last season, including full-timers James McCann, Tyler McGrath and Justin Brue, along with part-timers MacKenzie McCullough and Ryan Peters. That group accounted for 61% of the team's scoring and 50% of its rebounds. The lone loss was big man Christian Hatch, who led the Tritons in scoring (12.5/game) and rebounding (7.3/game). The center was named to the All-CCAA Second Team.

## **COACH AND COACH**

UCSD head coach Chris Carlson will be a weekly guest on XX Sports 1090's "Coach" Kentera Show. Carlson will join host John Kentera every Tuesday at approximately 8:30 p.m. You can listen online as well at <http://bit.ly/TsuTZ6>.

## **BE SOCIAL**

There are now more ways than ever to follow the Tritons. Get instant updates on Twitter (UCSDtritons) and like us on Facebook (UCSDtritons). For a more visual approach, watch us on YouTube (UCSDathletics). Be sure to follow us all year for updates, behind the scene looks and other exclusive content.

## **GEAR HERE**

UC San Diego Athletics is excited to announce the grand opening of UCSDTritonsGear.com, which will provide a web-based, on-demand option for UCSD Tritons athletic apparel and merchandise. Fans have access to over 600 products, including special event and championship gear.

## QUICK FACTS

### THE UNIVERSITY

Location..... La Jolla, CA 92093  
 Founded..... 1960  
 Enrollment..... 29,324  
 Colors..... Blue and Gold  
 Nickname..... Tritons  
 Affiliation..... NCAA Division II  
 Conference..... CCAA  
 Chancellor..... Pradeep K. Khosla  
 Athletics Director..... Earl W. Edwards  
 Facility (capacity)..... RIMAC Arena (5,000)  
 Athletics Phone..... 858.534.4211

### COACHING STAFF

Head Coach..... Chris Carlson, sixth season  
 Alma Mater..... UC Santa Barbara '93  
 Record at UCSD (years)..... 73-86 (5+)  
 Overall Record (years)..... 73-86 (5+)  
 Carlson E-mail..... carlson@ucsd.edu  
 Carlson Phone..... 858.534.8453  
 Assistant Coach..... Eric Olen, ninth season  
 Alma Mater..... Spring Hill College '04  
 Olen E-mail..... eolen@ucsd.edu  
 Assistant Coach..... Gerred Link, first season  
 Alma Mater..... Sonoma State '11  
 Link E-mail..... glink@ucsd.edu  
 Olen/Link Phone..... 858.822.6553

### TEAM INFORMATION

2011-12 Overall Record..... 10-17  
 2011-12 CCAA Record (finish)..... 6-16 (11th)  
 Starters Returning/Lost..... 4/1  
 Letterwinners Returning/Lost..... 8/5  
 Newcomers..... 5

### TEAM HISTORY

First Season..... 1965-66  
 Overall Record..... 607-633  
 First Season in NCAA Division II..... 2000-01  
 NCAA Division II Tournament Appearances..... 1 (2008)  
 NCAA Division III Tournament Appearances..... 4 (1994,  
 1992, 1991, 1990)

### COMMUNICATIONS

Basketball Contact..... Scott Flanders  
 E-mail..... sflanders@ucsd.edu  
 Phone..... 805.390.4219  
 Press Row Phone..... 805.390.4219

### ON THE WEB

UCSD Athletics..... UCSDtritons.com  
 CCAA..... goccaa.org  
 NCAA..... ncaa.com/sports/basketball-men/d2

### SOCIAL

Facebook..... UCSDtritons  
 Twitter..... UCSDtritons  
 YouTube..... UCSDathletics

## ROSTER

No.	Name	Pos.	Ht.	Wt.	Yr.	Hometown/High School/Last School
10	James McCann	G	5-11	165	Jr.	Carlsbad/La Costa Canyon
11	MacKenzie McCullough	G/F	6-4	195	Jr.	Sacramento/Jesuit
12	Tyler McGrath	G	6-2	175	Sr.	Camarillo/Oaks Christian
13	Matt Bailey	G	5-11	185	Jr.	Mission Viejo/Tesoro
14	Drew Dyer	F/G	6-6	210	Fr.	Aurora, CO/Regis Jesuit/Air Force
15	Aleks Lipovic	G	6-4	185	Fr.	Capistrano Beach/Capistrano Valley
20	Justin Brue	F	6-5	215	Sr.	Hayward/Bishop O'Dowd
21	Michael Robinson	G	6-3	210	RFr.	Riverside/Patriot
22	Brandon Blanchard	C/F	6-8	240	So.	Rancho Santa Margarita/Santa Margarita
23	Hunter Walker	G/F	6-4	205	Fr.	Santa Maria/Righetti
24	Treavon Francis	G	6-4	205	Fr.	Covina/Northview
25	Ryan Peters	G	6-4	205	Sr.	Santa Clarita/Northfield Mount Hermon/Lehigh
30	Colin Porter	F/C	6-6	230	Sr.	San Diego/Torrey Pines
33	Zach McMillan	C/F	6-7	215	Fr.	Santa Monica/Westchester

**Head Coach** Chris Carlson, sixth season (UC Santa Barbara '93)  
**Assistant Coach** Eric Olen, ninth season (Spring Hill College '04)  
**Assistant Coach** Gerred Link, first season (Sonoma State '11)

## ROSTER BREAKDOWN

### BY POSITION

Guards (9)  
 10 James McCann  
 11 MacKenzie McCullough  
 12 Tyler McGrath  
 13 Matt Bailey  
 15 Aleks Lipovic  
 21 Michael Robinson  
 23 Hunter Walker  
 24 Treavon Francis  
 25 Ryan Peters

Forwards (3)  
 14 Drew Dyer  
 20 Justin Brue  
 30 Colin Porter

Centers (2)  
 22 Brandon Blanchard  
 33 Zach McMillan

### BY YEAR

Freshmen (5)  
 14 Drew Dyer  
 15 Aleks Lipovic  
 23 Hunter Walker  
 24 Treavon Francis  
 33 Zach McMillan

Redshirt Freshmen (1)  
 21 Michael Robinson

Sophomores (1)  
 22 Brandon Blanchard

Juniors (3)  
 10 James McCann  
 11 MacKenzie McCullough  
 13 Matt Bailey

Seniors (4)  
 12 Tyler McGrath  
 20 Justin Brue  
 25 Ryan Peters  
 30 Colin Porter

### PRONUNCIATIONS

11 Mick-ULL-uh  
 15 ALEX LIP-oh-vick  
 20 BREW  
 24 TRAY-von  
 AC OH-lenn  
 AC JERR-ed

## PERSONNEL RETURNING/LOST

### Starters Returning (5)

No.	Name	pos	gp-gs	fg-fga	fg%	3fg-3fga	3fg%	ft-fta	ft%	reb	rpg	a	b	s	pts	ppg
10	James McCann	G	27-27	92-234	.393	31-91	.341	94-121	.777	60	2.2	104	4	28	309	11.4
11	MacKenzie McCullough	G/F	27-11	60-146	.411	25-73	.342	21-28	.750	76	2.8	22	15	9	166	6.1
12	Tyler McGrath	G	27-27	79-200	.395	47-128	.367	80-96	.833	112	4.1	35	5	27	285	10.6
20	Justin Brue	F	27-26	93-219	.425	0-1	.000	63-93	.677	159	5.9	36	33	20	249	9.2
25	Ryan Peters	G	15-15	20-34	.588	6-13	.462	12-19	.632	36	2.4	24	2	5	58	3.9

### Starters Lost (1)

No.	Name	pos	gp-gs	fg-fga	fg%	3fg-3fga	3fg%	ft-fta	ft%	reb	rpg	a	b	s	pts	ppg
42	Christian Hatch	C	24-24	112-219	.511	0-0	.000	75-122	.615	174	7.3	13	10	8	299	12.5

### Other Letterwinners Returning (3)

No.	Name	pos	gp-gs	fg-fga	fg%	3fg-3fga	3fg%	ft-fta	ft%	reb	rpg	a	b	s	pts	ppg
13	Matt Bailey	G	27-0	15-39	.385	3-10	.300	21-26	.808	40	1.5	51	1	11	54	2.0
30	Colin Porter	F/C	18-0	7-12	.583	0-0	.000	7-13	.538	18	1.0	1	0	1	21	1.2
22	Brandon Blanchard	C/F	2-0	0-2	.000	0-1	.000	2-2	1.000	2	1.0	0	0	0	2	1.0

### Other Letterwinners Lost (4)

No.	Name	pos	gp-gs	fg-fga	fg%	3fg-3fga	3fg%	ft-fta	ft%	reb	rpg	a	b	s	pts	ppg
14	Dylan Bohanan	G/F	21-0	25-76	.329	0-22	.000	14-21	.667	36	1.7	15	0	5	64	3.0
15	Mike Meza	F	26-2	63-135	.467	43-85	.506	26-30	.867	46	1.8	21	8	7	195	7.5
23	Mark Tarabilda	G	12-0	2-7	.286	2-5	.400	0-0	.000	1	0.1	3	0	0	6	0.5
44	Ryan Wheeler	C	21-3	17-44	.386	0-0	.000	9-12	.750	28	1.3	4	4	2	43	2.0

### Redshirt Freshmen Returning (1)

No.	Name	pos	ht	wt
21	Michael Robinson	G	6-3	210

### Incoming Freshmen (5)

No.	Name	pos	ht	wt
14	Drew Dyer	F/G	6-6	210
15	Aleks Lipovic	G	6-4	185
23	Hunter Walker	G/F	6-4	205
24	Treavon Francis	G	6-4	205
33	Zach McMillan	C/F	6-7	215



## CCAA STANDINGS

through 2/21/13

Team	CCAA				Overall				Last 10	Streak
	W-L	Pct.	PF	PA	W-L	Pct.	PF	PA		
Cal Poly Pomona	17-1	.944	1226	980	21-1	.955	1519	1203	10-0	Won 12
CS San Bernardino	13-5	.722	1317	1231	15-6	.714	1564	1479	7-3	Lost 2
CS L.A.	11-7	.611	1082	1046	14-8	.636	1424	1252	7-3	Won 4
San Francisco State	11-7	.611	1201	1154	13-9	.591	1518	1476	5-5	Lost 2
Chico State	10-8	.556	1214	1118	13-9	.591	1479	1328	5-5	Won 3
CS Dominguez Hills	10-8	.556	1114	1098	14-11	.560	1598	1557	6-4	Won 4
<b>UC San Diego</b>	<b>8-10</b>	<b>.444</b>	<b>1136</b>	<b>1160</b>	<b>9-12</b>	<b>.429</b>	<b>1338</b>	<b>1370</b>	<b>6-4</b>	<b>Lost 3</b>
Humboldt State	7-11	.389	1227	1303	11-11	.500	1580	1537	6-4	Won 2
Sonoma State	7-11	.389	1217	1281	9-13	.409	1518	1603	4-6	Lost 3
CS Stanislaus	6-12	.333	1179	1242	9-13	.409	1547	1504	3-7	Won 2
CS Monterey Bay	4-14	.222	1226	1361	8-17	.320	1782	1856	1-9	Lost 6
CS East Bay	4-14	.222	1125	1290	5-17	.227	1383	1583	0-10	Lost 11

## CCAA STAT RANKINGS

through 2/21/13

INDIVIDUAL				TEAM		
Stat	Rank	Triton	No.	Stat	Rank	No.
Points/Game	4	McGrath	15.3	Scoring Offense	11	63.7
Field Goal %	9	Brue	.504	Scoring Defense	5	65.2
3 PT FG Made	6	McGrath	2.0	Field Goal %	7	.429
	T-9	Dyer	1.5	3PT FG Made	5	6.4
Free Throw %	2	McGrath	.874	3PT FG %	7	.324
	5	McCann	.837	Free Throw %	1	.769
Rebounds/Game	8	Brue	6.3	Rebounds/Game	11	32.7
Assists/Game	2	McCann	4.1	Assists/Game	8	12.0
Minutes/Game	6	McGrath	32.2	Steals/Game	12	3.6
				Blocks/Game	8	2.4

only players ranking in the top 10 are listed

## RANDOM RECORDS

### UCSD WHEN ...

At home	2-6
On the road	6-6
At a neutral site	1-0
Scoring first	2-7
Opponent scores first	7-5
Leading at the half	5-5
Trailing at the half	4-6
Tied at the half	0-1
Leading w/5:00 remaining	7-0
Trailing w/5:00 remaining	1-11
Tied w/5:00 remaining	1-1
In overtime	0-0

Shooting 50%-plus	3-1
Shooting less than 50%	6-11
Opponent shoots 50%-plus	2-4
Opponent shoots less than 50%	7-8
Out-shooting opponent	6-0
Out-shot by opponent	3-12
Out-rebounding opponent	6-5
Out-rebounded by opponent	2-7
Equal number of rebounds	1-0
Posting more turnovers	6-6
Posting fewer turnovers	3-3
Equal number of turnovers	0-3
Scoring 70+ points	4-1
Scoring 60-69 points	4-3
Scoring 50-59 points	1-8
Scoring less than 50 points	0-0
Opponent scores 70+ points	1-7
Opponent scores 60-69 points	6-3
Opponent scores 50-59 points	1-2
Opponent scores less than 50 points	1-0
Final margin of 1-4 points	2-4
Final margin of 5-9 points	4-2
Final margin of 10+ points	3-6

Longest win streak	4
Longest losing streak	6
Current streak	Lost 3

Playing a ranked opponent	0-2
---------------------------	-----

### UCSD ON ...

Sundays	0-1
Mondays	0-0
Tuesdays	0-0
Wednesdays	0-0
Thursdays	0-1
Fridays	4-4
Saturdays	5-6

### UCSD IN ...

November	1-4
December	0-2
January	5-3
February	3-3
March	0-0

## CARLSON AT UCSD

Year	Overall	CCAA	Finish	Postseason
2007-08	18-12	11-9	6th	W Regional 1st rd
2008-09	17-11	13-7	T-4th	--
2009-10	8-17	7-15	9th	--
2010-11	11-17	6-16	11th	--
2011-12	10-17	6-16	11th	--
2012-13	9-12	8-10	--	--
<b>Totals</b>	<b>73-86</b>	<b>51-73</b>	<b>--</b>	<b>--</b>

## NABC NATIONAL POLL

2/19/13

Rank	Team	Record
1	Metro State	22-0
2	Western Washington	24-0
3	West Liberty	24-1
4	Cal Poly Pomona	21-1
5	Seattle Pacific	19-3
6	Florida Southern	19-3
7	Winston-Salem State	19-4
8	Alabama-Huntsville	19-4
9	Minnesota State	20-4
10	East Stroudsburg	20-3
11	Drury	19-4
12	Saint Anselm	19-4
13	Wisconsin-Parkside	18-5
14	Indiana (Pa.)	19-4
15	Bellarmino	18-5
16	Southern Indiana	18-5
17	Fort Lewis	17-4
18	Winona State	22-5
19	Lincoln Memorial	18-4
20	Saint Leo	18-5
21	Newman	19-4
22	St. Cloud State	19-5
23	Franklin Pierce	18-5
24	Gannon	20-5
25	Dixie State	18-5

## CCAA COACHES POLL

10/31/12

Rank	Team (1st-place votes)	Points
1	Chico State (7)	112
2	Cal Poly Pomona (3)	106
3	Cal State San Bernardino (1)	88
4	Humboldt State	87
5	Cal State Dominguez Hills	85
6	Sonoma State (1)	81
7	Cal State L.A.	62
8	San Francisco State	61
9	Cal State Stanislaus	37
10	Cal State East Bay	33
11	<b>UC San Diego</b>	<b>28</b>
12	Cal State Monterey Bay	13

## HEAD COACH CHRIS CARLSON



### Sixth Season UC Santa Barbara '93

Chris Carlson embarks on his sixth season as the head coach at UC San Diego in 2012-13. The 11th coach in program history, he enters the year with an overall record of 64-74 (.464) in five seasons at the helm.

Carlson made an immediate impact upon arriving at UCSD for the 2007-08 season, leading the Tritons to an overall record of 18-12, the program's best mark since the 1998-99 campaign. After finishing sixth in the ultra-competitive California Collegiate Athletic Association standings at 11-9, Carlson's Tritons caught fire in March, defeating Cal State San Bernardino, San Francisco State and Cal Poly Pomona on the way to UCSD's first CCAA Tournament title. UCSD earned a No. 8 seed in its first NCAA Tournament appearance at the Division II level, falling to the University

of Alaska-Anchorage 80-60 in the opening round of the West Regional.

The Tritons were one of the top teams in the CCAA again in 2008-09, recording an overall record of 17-11 and a 13-7 mark in league play. After earning a No. 4 seed in the CCAA Tournament, UCSD defeated No. 5 Humboldt State 79-67 in the first round before falling 76-72 to host Cal State San Bernardino in the semifinals.

UCSD finished with an overall record of 8-17 in 2009-10, missing the postseason for the first time since 2007. The Tritons went 4-2 during a six-game stretch in February to stay in contention for a conference tournament berth, but a pair of losses to Sonoma State and Humboldt State the final week of the regular season dashed the Tritons' postseason hopes.

Under Carlson's guidance, senior guard Jordan Lawley became the first Triton to win the CCAA scoring title since UCSD joined the conference in 2000-01 during the 2009-10 campaign. Lawley was named to the All-CCAA First Team and went on to earn All-West Region accolades after averaging career-highs of 20.2 points, 5.3 rebounds and 2.4 assists in his final season as a Triton.

UCSD won five of its first six games to kick off the 2010-11 campaign, marking the program's best start in 10 seasons at the D-II level. The Tritons claimed the 2010 Disney West Coast Tipoff Classic title after defeating Lewis and Dixie State to open the season and also posted early season victories over Notre Dame de Namur and Simon Fraser. Despite the torrid start, UCSD would ultimately finish with an 11-17 record and miss the postseason for the second consecutive season.

The Tritons opened the 2011-12 season with a solid 102-74 blowout of Chestnut Hill College at the Disney West Coast Tipoff Classic in Anaheim. They went on to finish the tourney with a 2-1 record. UCSD twice posted back-to-back CCAA victories, the first time against Cal State Monterey Bay and Sonoma State and again vs. Cal State L.A. and Cal State Dominguez Hills.

Senior center Christian Hatch was named Second Team All-CCAA after finishing second among all league players in rebounding (7.3/game), including a conference-best 2.9 offensive boards per game. Junior guard Tyler McGrath led the CCAA in free throw percentage (.833) while senior forward Mike Meza was tops in 3-point field goal percentage (.506). Sophomore guard James McCann averaged 3.9 assists per game, third-best in the conference, and junior forward Justin Brue was fourth in blocked shots (1.2/game).

Carlson joined the Tritons after spending four seasons as the Director of Basketball Operations at UCLA under head coach Ben Howland. As the DOB, he was responsible for the day-to-day operations of the program and served as a liaison to the athletic administration and other school officials. Carlson also assisted in scheduling and recruiting and helped guide the Bruin program to back-to-back NCAA Final Four appearances in 2005-06 and 2006-07.

Before assuming his duties at UCLA, Carlson served in the same capacity for two years at the University of Pittsburgh, joining the Panther staff in the summer of 2001. Prior to that, he was a member of Howland's staff at Northern Arizona in 1998-99, where he coached a Lumberjack squad that led the country in both field goal percentage and three-point percentage for the first time in NCAA history. He remained on at NAU for two years after Howland's departure (1999-2001), where he worked with NAU's post players and oversaw recruiting and scheduling.

Prior to his stint at Northern Arizona, Carlson served as an assistant coach at his alma mater, UC Santa Barbara, from 1994-98, where he oversaw development of the team's perimeter players. He also served as an assistant coach at nearby Dos Pueblos High School in Goleta from 1991-93.

Carlson worked as a game management assistant at the National Association of Basketball Coaches All-Star game for 12 straight years from 1993-2004 and has worked four NCAA Tournament West Regionals. In addition, he was an intern in the Los Angeles/St. Louis Rams media relations department, a sports information assistant at UCSB in 1993-94 and a member of the 1994 FIFA World Cup media relations staff.

A San Diego native, Carlson is a 1993 graduate from UC Santa Barbara, where he received his Bachelor's Degree in history. Prior to his days as a Gaucho, Carlson attended Helix High School in La Mesa, where he earned all-league honors in basketball.

He and his wife Karen have two sons, Nicklas and Charlie.

# INDIVIDUAL SEASON AND CAREER HIGHS

## 10 • James McCann

Statistic	2012-13 High	Career High
Points	21 multiple times	22 vs. CS East Bay (1/13/12)
Rebounds	7 multiple times	7 multiple times
Assists	9 at Sonoma State (1/26)	9 at Sonoma State (1/26/13)
Blocks	0	1 multiple times
Steals	3 multiple times	4 at Sonoma State (2/24/12)
FG Made	6 multiple times	8 vs. CS East Bay (1/13/12)
FG Att.	13 at CS Monterey Bay (1/18)	17 vs. CS East Bay (1/13/12)
3FG Made	2 multiple times	4 vs. CS Monterey Bay (1/14/12)
3FG Att.	7 at CS Monterey Bay (1/18)	9 at CS Stanislaus (1/6/12)
FT Made	9 at CS San Bernardino (11/24)	9 multiple times
FT Att.	11 vs. Chico State (1/11)	12 vs. Dixie State (11/13/10)

## 11 • MacKenzie McCullough

Statistic	2012-13 High	Career High
Points	11 at Humboldt State (1/5)	16 vs. CS Dominguez Hills (2/4/12)
Rebounds	6 at CS East Bay (1/19)	8 vs. CS Stanislaus (2/11/12)
Assists	3 vs. CS Stanislaus (1/12)	3 multiple times
Blocks	2 multiple times	2 multiple times
Steals	2 at CS Monterey Bay (1/18)	2 multiple times
FG Made	4 at Humboldt State (1/5)	6 at CS Monterey Bay (2/17/12)
FG Att.	6 multiple times	13 at San Francisco State (1/28/12)
3FG Made	3 at Humboldt State (1/5)	4 vs. CS Dominguez Hills (2/4/12)
3FG Att.	4 multiple times	7 vs. CS Dominguez Hills (2/4/12)
FT Made	4 at Dixie State (11/9)	4 multiple times
FT Att.	6 at Dixie State (11/9)	6 at Dixie State (11/9/12)

## 12 • Tyler McGrath

Statistic	2012-13 High	Career High
Points	33 vs. Fresno Pacific (11/10)	33 vs. Fresno Pacific (11/10/12)
Rebounds	10 vs. Chico State (1/11)	10 vs. Chico State (1/11/13)
Assists	4 vs. Fresno Pacific (11/10)	4 multiple times
Blocks	2 vs. Chico State (1/11)	2 vs. Chico State (1/11/13)
Steals	3 vs. CS Dominguez Hills (12/1)	4 vs. CS L.A. (2/3/12)
FG Made	10 multiple times	10 multiple times
FG Att.	17 vs. Fresno Pacific (11/10)	17 vs. Fresno Pacific (11/10/12)
3FG Made	6 at Sonoma State (1/26)	6 at Sonoma State (1/26/13)
3FG Att.	10 at San Francisco State (1/25)	11 vs. Humboldt State (1/21/12)
FT Made	9 multiple times	9 multiple times
FT Att.	11 vs. Humboldt State (2/8)	11 vs. Humboldt State (2/8/13)

## 13 • Matt Bailey

Statistic	2012-13 High	Career High
Points	8 vs. CS Stanislaus (1/12)	10 vs. Western Washington (11/5/11)
Rebounds	2 multiple times	4 multiple times
Assists	6 vs. Cal Poly Pomona (2/9)	6 multiple times
Blocks	0	1 multiple times
Steals	2 at CS San Bernardino (11/24)	2 multiple times
FG Made	3 vs. CS Stanislaus (1/12)	3 multiple times
FG Att.	4 at Chico State (2/16)	5 vs. Western Washington (11/5/11)
3FG Made	1 multiple times	1 multiple times
3FG Att.	1 multiple times	2 multiple times
FT Made	2 multiple times	5 multiple times
FT Att.	2 multiple times	8 at Sonoma State (1/27/11)

## 14 • Drew Dyer

Statistic	2012-13 High	Career High
Points	30 at CS East Bay (1/19)	30 at CS East Bay (1/19/13)
Rebounds	10 at Chico State (2/16)	10 at Chico State (2/16/13)
Assists	2 multiple times	2 multiple times
Blocks	2 at CS Monterey Bay (1/18)	2 at CS Monterey Bay (1/18/13)
Steals	1 multiple times	1 multiple times
FG Made	12 at CS East Bay (1/19)	12 at CS East Bay (1/19/13)
FG Att.	15 at CS East Bay (1/19)	15 at CS East Bay (1/19/13)
3FG Made	6 at CS East Bay (1/19)	6 at CS East Bay (1/19/13)
3FG Att.	7 at Sonoma State (1/26)	7 at Sonoma State (1/26/13)
FT Made	4 vs. Fresno Pacific (11/10)	4 vs. Fresno Pacific (11/10/12)
FT Att.	5 at CS Dominguez Hills (2/1)	5 at CS Dominguez Hills (2/1/13)

## 15 • Aleks Lipovic

Statistic	2012-13 High	Career High
Points	--	--
Rebounds	--	--
Assists	--	--
Blocks	--	--
Steals	--	--
FG Made	--	--
FG Att.	--	--
3FG Made	--	--
3FG Att.	--	--
FT Made	--	--
FT Att.	--	--

## 20 • Justin Brue

Statistic	2012-13 High	Career High
Points	24 at CS San Bernardino (11/24)	24 at CS San Bernardino (11/24/12)
Rebounds	10 multiple times	11 vs. CS Monterey Bay (1/14/10)
Assists	2 multiple times	6 vs. Chestnut Hill (11/4/11)
Blocks	2 multiple times	5 vs. Humboldt State (12/19/10)
Steals	1 multiple times	2 multiple times
FG Made	12 at CS San Bernardino (11/24)	12 at CS San Bernardino (11/24/12)
FG Att.	16 at CS San Bernardino (11/24)	18 at Humboldt State (2/22/12)
3FG Made	0	0
3FG Att.	0	1 multiple times
FT Made	5 at CS Dominguez Hills (2/1)	10 at Academy of Art (11/19/11)
FT Att.	8 at CS Dominguez Hills (2/1)	13 at Academy of Art (11/19/11)

## 21 • Michael Robinson

Statistic	2012-13 High	Career High
Points	--	--
Rebounds	--	--
Assists	--	--
Blocks	--	--
Steals	--	--
FG Made	--	--
FG Att.	--	--
3FG Made	--	--
3FG Att.	--	--
FT Made	--	--
FT Att.	--	--

## INDIVIDUAL SEASON AND CAREER HIGHS

### 22 • Brandon Blanchard

Statistic	2012-13 High	Career High
Points	19 vs. CS Stanislaus (1/12)	19 vs. CS Stanislaus (1/12/13)
Rebounds	8 vs. CS L.A. (11/30)	8 vs. CS L.A. (11/30/12)
Assists	1 multiple times	1 multiple times
Blocks	1 multiple times	1 multiple times
Steals	0	0
FG Made	6 multiple times	6 multiple times
FG Att.	13 at Dixie State (11/9)	13 at Dixie State (11/9/12)
3FG Made	2 vs. CS L.A. (11/30)	2 vs. CS L.A. (11/30/12)
3FG Att.	7 vs. CS L.A. (11/30)	7 vs. CS L.A. (11/30/12)
FT Made	6 vs. CS Stanislaus (1/12)	6 vs. CS Stanislaus (1/12/13)
FT Att.	6 vs. CS Stanislaus (1/12)	6 vs. CS Stanislaus (1/12/13)

### 23 • Hunter Walker

Statistic	2012-13 High	Career High
Points	14 multiple times	14 multiple times
Rebounds	3 multiple times	3 multiple times
Assists	2 multiple times	2 multiple times
Blocks	1 multiple times	1 multiple times
Steals	2 multiple times	2 multiple times
FG Made	6 vs. Cal Poly Pomona (2/9)	6 vs. Humboldt State (2/9/13)
FG Att.	11 vs. Cal Poly Pomona (2/9)	11 vs. Humboldt State (2/9/13)
3FG Made	3 multiple times	3 multiple times
3FG Att.	5 multiple times	5 multiple times
FT Made	3 at CS L.A. (2/2)	3 at CS L.A. (2/2/13)
FT Att.	4 at CS L.A. (2/2)	4 at CS L.A. (2/2/13)

### 24 • Treavon Francis

Statistic	2012-13 High	Career High
Points	--	--
Rebounds	--	--
Assists	--	--
Blocks	--	--
Steals	--	--
FG Made	--	--
FG Att.	--	--
3FG Made	--	--
3FG Att.	--	--
FT Made	--	--
FT Att.	--	--

### 25 • Ryan Peters

Statistic	2012-13 High	Career High
Points	14 vs. Humboldt State (2/8)	14 vs. Humboldt State (2/8/13)
Rebounds	5 multiple times	9 vs. Simon Fraser (11/27/10)
Assists	4 at CS L.A. (2/2)	4 multiple times
Blocks	1 multiple times	1 multiple times
Steals	1 multiple times	2 vs. Simon Fraser (11/27/10)
FG Made	6 vs. Humboldt State (2/8)	6 vs. Humboldt State (2/8/13)
FG Att.	7 vs. Humboldt State (2/8)	9 vs. Academy of Art (11/21/10)
3FG Made	2 vs. CS San Bernardino (12/30)	3 vs. Academy of Art (11/21/10)
3FG Att.	3 vs. CS L.A. (11/30)	5 vs. Academy of Art (11/21/10)
FT Made	4 multiple times	4 multiple times
FT Att.	4 multiple times	4 multiple times

### 30 • Colin Porter

Statistic	2012-13 High	Career High
Points	6 at Humboldt State (1/5)	6 multiple times
Rebounds	8 multiple times	8 multiple times
Assists	1 multiple times	1 multiple times
Blocks	1 multiple times	1 multiple times
Steals	3 at CS East Bay (1/19)	3 at CS East Bay (1/19/13)
FG Made	3 at Humboldt State (1/5)	3 at Humboldt State (1/5/13)
FG Att.	6 vs. Chico State (1/11)	6 vs. Chico State (1/11/13)
3FG Made	0	0
3FG Att.	0	0
FT Made	1 multiple times	4 vs. Chestnut Hill (11/4/11)
FT Att.	4 at CS Monterey Bay (1/18)	5 at San Francisco State (1/28/12)

### 33 • Zach McMillan

Statistic	2012-13 High	Career High
Points	4 at Cal Poly Pomona (1/3)	4 at Cal Poly Pomona (1/3/13)
Rebounds	4 at Cal Poly Pomona (1/3)	4 at Cal Poly Pomona (1/3/13)
Assists	1 vs. CS Stanislaus (1/12)	1 vs. CS Stanislaus (1/12/13)
Blocks	1 vs. Chico State (1/11)	1 vs. Chico State (1/11/13)
Steals	0	0
FG Made	2 at Cal Poly Pomona (1/3)	2 at Cal Poly Pomona (1/3/13)
FG Att.	3 vs. Cal Poly Pomona (2/9)	3 vs. Cal Poly Pomona (2/9/13)
3FG Made	0	0
3FG Att.	0	0
FT Made	0	0
FT Att.	2 vs. Cal Poly Pomona (2/9)	2 vs. Cal Poly Pomona (2/9/13)

### CCAA PLAYER OF THE WEEK

11/12	Givon Crump	CSUDH	Jr.	F	1/7	Terrence Drisdorn	CPP	Jr.	G
11/19	Patrick Scott	SSU	Sr.	G	1/14	Marcus Walters	CSUS	Sr.	G
11/26	James Albright	SFSU	Sr.	F	1/21	Kwame Alexander	CSUSB	Sr.	F
12/3	Patrick Scott	SSU	Sr.	G	<b>1/28</b>	<b>Tyler McGrath</b>	<b>UCSD</b>	<b>Sr.</b>	<b>G</b>
12/10	Sam Marcus	CSUS	Jr.	G	2/4	Will Olsem	SSU	Sr.	G
12/17	Mitchel Anderson	CPP	Sr.	G	2/11	Brian Goins	CSUSB	Jr.	G
12/31	Alex Fertig	CSUMB	Fr.	G	2/18	Pierson Williams	CSUDH	Jr.	G

### NATIONAL STAT RANKINGS

through 2/17/13						
Stat	INDIVIDUAL			TEAM		
	Rank	Triton	No.	Stat	Rank	No.
Points/Game	184	McGrath	15.3	Scoring Offense	265	63.7
3PT FG/Game	181	McGrath	2.05	Scoring Defense	55	65.2
Free Throw %	25	McGrath	87.4	Field Goal %	183	42.9
	81	McCann	83.7	3PT FG/Game	146	6.4
Assists/Game	89	McCann	4.1	3PT Field Goal %	197	32.4
Blocks/Game	225	Brue	0.88	Free Throw %	6	76.9
Assist/Turnover	193	McCann	1.32	Rebound Margin	124	1.2
				Assists/Game	216	12.0
				Blocks/Game	209	2.4
				Steals/Game	284	3.6
				Turnovers/Game	26	11.8
				Assist/Turnover	91	1.01

## UCSD INDIVIDUAL GAME HIGHS

Points	33		McGRATH, Tyler vs Fresno Pacific (11/10/12)
	32		McGRATH, Tyler at Sonoma State (01/26/13)
	30		DYER, Drew at Cal State East Bay (01/19/13)
	24		McGRATH, Tyler vs Chico State (01/11/13)
	24		BRUE, Justin at CSU San Bernardino (11/24/12)
Field Goals Made	12		DYER, Drew at Cal State East Bay (01/19/13)
	12		BRUE, Justin at CSU San Bernardino (11/24/12)
Field Goal Att.	17		McGRATH, Tyler vs Fresno Pacific (11/10/12)
	16		BRUE, Justin at CSU San Bernardino (11/24/12)
FG Pct (min 5 made)	.857	(6-7)	PETERS, Ryan vs Humboldt State (02/08/13)
	.818	(9-11)	BRUE, Justin at CSU Stanislaus (02/15/13)
3-Point FG Made	6		McGRATH, Tyler at Sonoma State (01/26/13)
	6		DYER, Drew at Cal State East Bay (01/19/13)
3-Point FG Att.	10		McGRATH, Tyler at SF State (01/25/13)
	9		McGRATH, Tyler at Sonoma State (01/26/13)
	9		McGRATH, Tyler vs CS Dominguez Hills (12/01/12)
3-Pt FG Pct (min 2 made)	1.000	(6-6)	DYER, Drew at Cal State East Bay (01/19/13)
	1.000	(2-2)	PETERS, Ryan vs CSU San Bernardino (12/30/12)
Free Throws Made	9		McGRATH, Tyler vs Humboldt State (02/08/13)
	9		McCANN, James at CSU San Bernardino (11/24/12)
	9		McGRATH, Tyler vs Fresno Pacific (11/10/12)
Free Throw Att.	11		McGRATH, Tyler vs Humboldt State (02/08/13)
	11		McCANN, James vs Chico State (01/11/13)
FT Pct (min 3 made)	1.000	(9-9)	McCANN, James at CSU San Bernardino (11/24/12)
	1.000	(9-9)	McGRATH, Tyler vs Fresno Pacific (11/10/12)
	1.000	(8-8)	McCANN, James at CS Dominguez Hills (02/01/13)
	1.000	(6-6)	McCANN, James at Cal St. Monterey Bay (01/18/13)
	1.000	(6-6)	McGRATH, Tyler at Cal St. Monterey Bay (01/18/13)
	1.000	(6-6)	McGRATH, Tyler vs CSU Stanislaus (01/12/13)
	1.000	(6-6)	BLANCHARD, Brandon vs CSU Stanislaus (01/12/13)
	1.000	(5-5)	McCANN, James at Chico State (02/16/13)
	1.000	(5-5)	McGRATH, Tyler at CSU Stanislaus (02/15/13)
	1.000	(4-4)	McCANN, James vs Cal Poly Pomona (02/09/13)
	1.000	(4-4)	BRUE, Justin at Sonoma State (01/26/13)
	1.000	(4-4)	McCANN, James vs CSU Stanislaus (01/12/13)
	1.000	(4-4)	McGRATH, Tyler vs Chico State (01/11/13)
	1.000	(4-4)	PETERS, Ryan vs CS Dominguez Hills (12/01/12)
	1.000	(4-4)	McGRATH, Tyler vs CS Dominguez Hills (12/01/12)
	1.000	(4-4)	McCANN, James vs Cal State L.A. (11/30/12)
	1.000	(4-4)	PETERS, Ryan vs Cal State L.A. (11/30/12)
	1.000	(4-4)	BRUE, Justin vs Grand Canyon (11/17/12)
	1.000	(4-4)	DYER, Drew vs Fresno Pacific (11/10/12)
	1.000	(4-4)	McCANN, James at Dixie State (11/09/12)
	1.000	(4-4)	BRUE, Justin at Dixie State (11/09/12)
	1.000	(3-3)	McGRATH, Tyler at Chico State (02/16/13)
	1.000	(3-3)	McGRATH, Tyler at Humboldt State (01/05/13)
Rebounds	10		DYER, Drew at Chico State (02/16/13)
	10		BRUE, Justin at CS Dominguez Hills (02/01/13)
	10		PORTER, Colin at CS Dominguez Hills (02/01/13)
	10		McGRATH, Tyler vs Chico State (01/11/13)
	10		BRUE, Justin vs CSU San Bernardino (12/30/12)
Assists	9		McCANN, James at Sonoma State (01/26/13)
	7		McCANN, James at CSU San Bernardino (11/24/12)
Steals	3		McCANN, James at Sonoma State (01/26/13)
	3		PORTER, Colin at Cal State East Bay (01/19/13)
	3		McCANN, James vs Chico State (01/11/13)
	3		McGRATH, Tyler vs CS Dominguez Hills (12/01/12)
Blocked Shots	2		BRUE, Justin vs Humboldt State (02/08/13)
	2		BRUE, Justin at CS Dominguez Hills (02/01/13)
	2		McCULLOUGH, MacKenzi at Cal State East Bay (01/19/13)
	2		DYER, Drew at Cal St. Monterey Bay (01/18/13)

## OPPONENT INDIVIDUAL GAME HIGHS

Points	24		OVERTON, Jr., William at SF State (01/25/13)
	24		GOINS, Brian at CSU San Bernardino (11/24/12)
	22		SCOTT, Patrick at Sonoma State (01/26/13)
	22		Taylor, John vs Fresno Pacific (11/10/12)
	21		OTIONO, Calvin at SF State (01/25/13)
	21		Groskreutz, Dalton at Dixie State (11/09/12)
Field Goals Made	9		OVERTON, Jr., William at SF State (01/25/13)
	9		GOINS, Brian at CSU San Bernardino (11/24/12)
Field Goal Att.	18		Taylor, John vs Fresno Pacific (11/10/12)
	16		GOINS, Brian at CSU San Bernardino (11/24/12)
FG Pct (min 5 made)	.875	(7-8)	FAISON, Jordan at Cal Poly Pomona (01/03/13)
	.857	(6-7)	MITCHELL, Ray vs CSU Stanislaus (01/12/13)
3-Point FG Made	4		SIMS, Damario at Chico State (02/16/13)
	4		SCOTT, DeRonn vs Cal Poly Pomona (02/09/13)
	4		SCOTT, Patrick at Sonoma State (01/26/13)
	4		SIMMONS, Jamari at CSU San Bernardino (11/24/12)
3-Point FG Att.	9		Taylor, John vs Fresno Pacific (11/10/12)
	8		SIMS, Damario at Chico State (02/16/13)
3-Pt FG Pct (min 2 made)	1.000	(3-3)	GEARY, Deon at CS Dominguez Hills (02/01/13)
	1.000	(2-2)	JEFFERSON, Ryan at CS Dominguez Hills (02/01/13)
	1.000	(2-2)	HADDOCK, Lacy at CSU San Bernardino (11/24/12)
	1.000	(2-2)	Groskreutz, Dalton at Dixie State (11/09/12)
Free Throws Made	11		Lowery, Joshua vs Grand Canyon (11/17/12)
	8		KINDRED, Gabe at Cal State East Bay (01/19/13)
	8		WALTERS, Marcus vs CSU Stanislaus (01/12/13)
Free Throw Att.	13		Lowery, Joshua vs Grand Canyon (11/17/12)
	12		Taylor, John vs Fresno Pacific (11/10/12)
FT Pct (min 3 made)	1.000	(8-8)	KINDRED, Gabe at Cal State East Bay (01/19/13)
	1.000	(5-5)	FALL, Mohamed vs Cal Poly Pomona (02/09/13)
	1.000	(5-5)	HADDOCK, Lacy vs CSU San Bernardino (12/30/12)
	1.000	(4-4)	HADDOCK, Lacy at CSU San Bernardino (11/24/12)
	1.000	(4-4)	Larson, Steven at Dixie State (11/09/12)
	1.000	(3-3)	PARKER, Rashad at Chico State (02/16/13)
	1.000	(3-3)	BELL, Taylor at CSU Stanislaus (02/15/13)
	1.000	(3-3)	OVERTON, Jr., William at SF State (01/25/13)
	1.000	(3-3)	MARCUS, Sam vs CSU Stanislaus (01/12/13)
	1.000	(3-3)	Groskreutz, Dalton at Dixie State (11/09/12)
Rebounds	11		ANDERSON, Mitchel at Cal Poly Pomona (01/03/13)
	11		Groskreutz, Dalton at Dixie State (11/09/12)
Assists	7		BELL, Barry vs Cal Poly Pomona (02/09/13)
	7		MARCUS, Sam vs CSU Stanislaus (01/12/13)
Steals	4		GOINS, Brian vs CSU San Bernardino (12/30/12)
	3		DRISDOM, Terrence vs Cal Poly Pomona (02/09/13)
	3		ROBINSON, Deaundray vs Humboldt State (02/08/13)
	3		ALEXANDER, Kwame vs CSU San Bernardino (12/30/12)
	3		GOINS, Brian at CSU San Bernardino (11/24/12)
	3		Griffin, Malcolm vs Fresno Pacific (11/10/12)
Blocked Shots	8		RICHARD, Jordan vs Cal State L.A. (11/30/12)
	4		RICHARD, Jordan at Cal State L.A. (02/02/13)
Turnovers	7		WHITE, Decensae at SF State (01/25/13)
	5		MUNZON, Joshua vs Cal State L.A. (11/30/12)

## UCSD TEAM GAME HIGHS

POINTS	85	at Sonoma State (01/26/13)
	83	vs Fresno Pacific (11/10/12)
	82	at CSU San Bernardino (11/24/12)
	72	at Humboldt State (01/05/13)
	71	HUMBOLDT STATE (02/08/13)
FIELD GOALS MADE	34	at CSU San Bernardino (11/24/12)
	29	at Sonoma State (01/26/13)
FIELD GOAL ATTEMPTS	65	at CSU San Bernardino (11/24/12)
	62	at Dixie State (11/09/12)
FIELD GOAL PERCENTAGE	.587 (27-46)	at Humboldt State (01/05/13)
	.547 (29-53)	at Sonoma State (01/26/13)
3 PT FIELD GOALS MADE	13	at Sonoma State (01/26/13)
	10	at Cal State East Bay (01/19/13)
3 PT FG ATTEMPTS	29	CAL STATE L.A. (11/30/12)
	27	at Cal St. Monterey Bay (01/18/13)
3 PT FG PERCENTAGE	.542 (13-24)	at Sonoma State (01/26/13)
	.500 (8-16)	at Humboldt State (01/05/13)
FREE THROWS MADE	21	HUMBOLDT STATE (02/08/13)
	21	CSU STANISLAUS (01/12/13)
	21	vs Fresno Pacific (11/10/12)
FREE THROW ATTEMPTS	29	vs Fresno Pacific (11/10/12)
	25	HUMBOLDT STATE (02/08/13)
	25	at CS Dominguez Hills (02/01/13)
FREE THROW PERCENTAGE	1.000 (10-10)	CS DOMINGUEZ HILLS (12/01/12)
	1.000 (8-8)	CAL STATE L.A. (11/30/12)
REBOUNDS	43	CSU SAN BERNARDINO (12/30/12)
	41	at Chico State (02/16/13)
ASSISTS	19	at CSU San Bernardino (11/24/12)
	15	CAL STATE L.A. (11/30/12)
	15	vs Fresno Pacific (11/10/12)
STEALS	7	at Dixie State (11/09/12)
	6	CHICO STATE (01/11/13)
BLOCKED SHOTS	5	at CS Dominguez Hills (02/01/13)
	5	CHICO STATE (01/11/13)
TURNOVERS	21	CSU SAN BERNARDINO (12/30/12)
	16	at Humboldt State (01/05/13)
FOULS	27	CSU STANISLAUS (01/12/13)
	25	at Dixie State (11/09/12)

## UCSD TEAM GAME LOWS

POINTS	50	at Cal State L.A. (02/02/13)
	50	CAL POLY POMONA (02/09/13)
	51	at Cal Poly Pomona (01/03/13)
	52	GRAND CANYON (11/17/12)
	54	CAL STATE L.A. (11/30/12)
FIELD GOALS MADE	18	GRAND CANYON (11/17/12)
	18	CSU SAN BERNARDINO (12/30/12)
	18	at Cal State L.A. (02/02/13)
FIELD GOAL ATTEMPTS	45	CAL POLY POMONA (02/09/13)
	46	at Humboldt State (01/05/13)
FIELD GOAL PERCENTAGE	.317 (19-60)	CAL STATE L.A. (11/30/12)
	.353 (18-51)	CSU SAN BERNARDINO (12/30/12)
3 PT FIELD GOALS MADE	2	at CSU San Bernardino (11/24/12)
	3	at CSU Stanislaus (02/15/13)
3 PT FG ATTEMPTS	14	CAL POLY POMONA (02/09/13)
	14	at CSU Stanislaus (02/15/13)
	14	at Chico State (02/16/13)
3 PT FG PERCENTAGE	.133 (2-15)	at CSU San Bernardino (11/24/12)
	.214 (3-14)	at CSU Stanislaus (02/15/13)
FREE THROWS MADE	3	at Cal Poly Pomona (01/03/13)
	6	CAL POLY POMONA (02/09/13)
	6	at CSU Stanislaus (02/15/13)
FREE THROW ATTEMPTS	6	at Cal Poly Pomona (01/03/13)
	7	at CSU Stanislaus (02/15/13)
FREE THROW PERCENTAGE	.500 (3-6)	at Cal Poly Pomona (01/03/13)
	.538 (7-13)	at Cal State East Bay (01/19/13)
REBOUNDS	22	at SF State (01/25/13)
	24	CAL POLY POMONA (02/09/13)
ASSISTS	7	GRAND CANYON (11/17/12)
	7	at Cal St. Monterey Bay (01/18/13)
STEALS	0	at Cal Poly Pomona (01/03/13)
	1	CAL POLY POMONA (02/09/13)
BLOCKED SHOTS	0	at Cal Poly Pomona (01/03/13)
	0	at SF State (01/25/13)
TURNOVERS	7	at Cal State L.A. (02/02/13)
	8	CS DOMINGUEZ HILLS (12/01/12)
	8	CHICO STATE (01/11/13)
FOULS	12	at CS Dominguez Hills (02/01/13)
	12	CAL POLY POMONA (02/09/13)

## OPPONENT TEAM GAME HIGHS

POINTS	90	at CSU San Bernardino (11/24/12)
	77	CSU STANISLAUS (01/12/13)
	74	vs Fresno Pacific (11/10/12)
	73	CAL POLY POMONA (02/09/13)
	73	CSU SAN BERNARDINO (12/30/12)
FIELD GOALS MADE	33	at CSU San Bernardino (11/24/12)
	29	at Humboldt State (01/05/13)
FIELD GOAL ATTEMPTS	58	at Humboldt State (01/05/13)
	58	CSU SAN BERNARDINO (12/30/12)
FIELD GOAL PERCENTAGE	.579 (33-57)	at CSU San Bernardino (11/24/12)
	.553 (26-47)	at Sonoma State (01/26/13)
3 PT FIELD GOALS MADE	12	at CSU Stanislaus (02/15/13)
	10	at Chico State (02/16/13)
	10	CAL POLY POMONA (02/09/13)
	10	at CS Dominguez Hills (02/01/13)
	10	at CSU San Bernardino (11/24/12)
3 PT FG ATTEMPTS	23	at CSU Stanislaus (02/15/13)
	23	CHICO STATE (01/11/13)
3 PT FG PERCENTAGE	.714 (10-14)	at CS Dominguez Hills (02/01/13)
	.667 (4-6)	at Dixie State (11/09/12)
FREE THROWS MADE	27	CSU STANISLAUS (01/12/13)
	22	GRAND CANYON (11/17/12)
FREE THROW ATTEMPTS	33	CSU STANISLAUS (01/12/13)
	30	CAL STATE L.A. (11/30/12)
	30	GRAND CANYON (11/17/12)
	30	vs Fresno Pacific (11/10/12)
FREE THROW PERCENTAGE	.833 (15-18)	CAL POLY POMONA (02/09/13)
	.818 (27-33)	CSU STANISLAUS (01/12/13)
REBOUNDS	46	at Cal State L.A. (02/02/13)
	42	CAL STATE L.A. (11/30/12)
ASSISTS	20	at Humboldt State (01/05/13)
	18	at CSU San Bernardino (11/24/12)
STEALS	13	CSU SAN BERNARDINO (12/30/12)
	9	CAL STATE L.A. (11/30/12)
BLOCKED SHOTS	9	CAL STATE L.A. (11/30/12)
	7	at Dixie State (11/09/12)
TURNOVERS	20	at Dixie State (11/09/12)
	16	at Sonoma State (01/26/13)
FOULS	22	vs Fresno Pacific (11/10/12)
	21	HUMBOLDT STATE (02/08/13)
	21	at CS Dominguez Hills (02/01/13)
	21	CSU STANISLAUS (01/12/13)

## OPPONENT TEAM GAME LOWS

POINTS	34	at Cal State L.A. (02/02/13)
	52	at Cal Poly Pomona (01/03/13)
	58	CS DOMINGUEZ HILLS (12/01/12)
	58	at Cal St. Monterey Bay (01/18/13)
	60	at Cal State East Bay (01/19/13)
	60	HUMBOLDT STATE (02/08/13)
FIELD GOALS MADE	10	at Cal State L.A. (02/02/13)
	19	CHICO STATE (01/11/13)
	19	HUMBOLDT STATE (02/08/13)
FIELD GOAL ATTEMPTS	46	CS DOMINGUEZ HILLS (12/01/12)
	47	CAL STATE L.A. (11/30/12)
	47	CHICO STATE (01/11/13)
	47	at Sonoma State (01/26/13)
FIELD GOAL PERCENTAGE	.196 (10-51)	at Cal State L.A. (02/02/13)
	.365 (19-52)	HUMBOLDT STATE (02/08/13)
3 PT FIELD GOALS MADE	0	at Cal St. Monterey Bay (01/18/13)
	1	at Cal State L.A. (02/02/13)
3 PT FG ATTEMPTS	6	at Dixie State (11/09/12)
	9	CS DOMINGUEZ HILLS (12/01/12)
3 PT FG PERCENTAGE	.000 (0-14)	at Cal St. Monterey Bay (01/18/13)
	.063 (1-16)	at Cal State L.A. (02/02/13)
FREE THROWS MADE	6	at Humboldt State (01/05/13)
	8	at Cal Poly Pomona (01/03/13)
	8	at Sonoma State (01/26/13)
	8	at CS Dominguez Hills (02/01/13)
	8	at CSU Stanislaus (02/15/13)
FREE THROW ATTEMPTS	8	at Humboldt State (01/05/13)
	13	at CSU Stanislaus (02/15/13)
FREE THROW PERCENTAGE	.433 (13-30)	vs Fresno Pacific (11/10/12)
	.500 (8-16)	at Sonoma State (01/26/13)
REBOUNDS	20	at Humboldt State (01/05/13)
	22	at CS Dominguez Hills (02/01/13)
ASSISTS	2	HUMBOLDT STATE (02/08/13)
	3	at Cal State L.A. (02/02/13)
STEALS	2	CHICO STATE (01/11/13)
	2	at Sonoma State (01/26/13)
BLOCKED SHOTS	0	at Sonoma State (01/26/13)
	1	vs Fresno Pacific (11/10/12)
	1	at Humboldt State (01/05/13)
	1	at Cal St. Monterey Bay (01/18/13)
	1	at Cal State East Bay (01/19/13)
TURNOVERS	4	GRAND CANYON (11/17/12)
	6	at Cal State East Bay (01/19/13)
FOULS	8	at CSU Stanislaus (02/15/13)
	9	CS DOMINGUEZ HILLS (12/01/12)
	9	at Cal Poly Pomona (01/03/13)

**UCSD POINTS-REBOUNDS-ASSISTS**

Opponent	Date	Score	10	11	12	13	14	20	22	23	25	30	33
at DX-MBB	11/09/12	67-71 L	13-1-4	4-4-1	3-2-3	0-0-2	13-5-0	14-5-1	11-6-0	DNP	7-2-1	2-3-1	0-0-0
vs FPU-MBB	11/10/12	83-74 W	13-2-6	7-3-0	33-6-4	2-2-1	15-5-1	8-9-2	2-0-0	0-1-0	1-3-1	2-4-0	DNP
GCU-MBB	11/17/12	52-65 L	7-1-2	2-4-1	16-3-1	0-0-1	5-5-0	12-9-2	3-3-0	DNP	6-5-0	1-4-0	DNP
at CSUSB_M	11/24/12	82-90 L	21-2-7	2-4-2	12-2-3	0-2-1	3-5-2	24-9-2	14-4-0	0-0-1	4-4-1	2-0-0	DNP
CSULA-M	11/30/12	54-61 L	18-4-6	0-1-2	15-5-2	0-0-2	0-5-0	4-4-1	10-8-1	0-0-0	7-1-1	0-0-0	DNP
CSUDH	12/01/12	57-58 L	10-3-2	3-4-0	19-3-1	0-0-2	13-6-2	6-1-1	2-4-1	DNP	4-3-3	0-0-0	DNP
CSUSB_M	12/30/12	58-73 L	13-3-2	3-5-0	19-4-0	0-1-0	1-9-2	8-10-0	3-3-0	3-3-0	6-1-3	2-3-1	DNP
at CPP	01/03/13	51-52 L	6-3-4	6-3-2	11-5-3	0-1-1	5-4-0	10-7-0	0-1-0	8-2-2	0-2-1	1-2-0	4-4-0
at HSUM	01/05/13	72-69 W	16-7-5	11-1-1	16-2-1	0-1-3	17-6-2	DNP	2-2-0	4-0-0	0-0-0	6-4-1	0-2-0
CSUC	01/11/13	65-62 W	21-4-2	4-0-0	24-10-2	3-1-0	9-2-1	DNP	0-0-0	0-0-2	0-1-1	4-8-0	0-1-0
CSUS	01/12/13	67-77 L	14-2-0	4-2-3	12-1-2	8-2-2	8-3-1	DNP	19-6-0	0-3-0	2-0-1	0-6-0	0-2-1
at CSUMB	01/18/13	63-58 W	16-1-3	2-0-0	20-4-2	3-0-0	7-8-0	DNP	0-1-0	4-1-1	6-4-0	5-8-1	DNP
at CSUEB	01/19/13	69-60 W	4-7-5	10-6-1	10-1-1	3-1-2	30-7-2	DNP	0-2-0	1-0-1	7-1-1	4-8-1	DNP
at SFSU	01/25/13	55-70 L	7-2-3	0-0-0	15-5-2	0-0-3	5-5-1	4-3-0	DNP	13-1-2	4-0-3	7-3-0	0-0-0
at SSU	01/26/13	85-65 W	12-1-9	4-4-0	32-2-2	2-0-0	19-5-1	12-9-1	DNP	0-0-0	3-0-0	1-5-1	0-3-0
at CSUDH	02/01/13	69-62 W	16-6-3	0-0-0	10-3-2	3-0-0	10-5-2	15-10-0	DNP	0-0-0	3-2-3	12-10-1	DNP
at CSULA	02/02/13	50-34 W	6-3-2	DNP	12-3-1	0-2-2	4-3-0	4-2-0	DNP	14-1-1	2-5-4	8-9-1	DNP
HSUM	02/08/13	71-60 W	17-3-6	2-2-0	18-7-2	0-2-2	10-5-0	8-5-2	0-0-0	0-3-0	14-3-0	2-7-1	0-0-0
CPP	02/09/13	50-73 L	10-1-3	DNP	7-2-1	0-1-6	0-5-1	6-6-0	2-0-0	14-3-1	5-0-0	4-1-0	2-3-0
at CSUS	02/15/13	57-72 L	12-5-6	2-1-2	5-4-0	0-1-0	8-6-1	18-3-0	DNP	6-1-0	4-0-1	2-6-1	DNP
at CSUC	02/16/13	61-64 L	16-1-6	2-2-1	12-4-1	0-2-1	17-10-0	5-8-1	DNP	4-1-0	5-2-1	0-8-0	DNP

## UCSD TEAM GAME-BY-GAME

Opponent	Date	Score	L	Total		3-Pointers		Free throws		Rebounds				pf	a	t/o	blk	stl	pts	avg
				fg-fga	pct	3fg-fga	pct	ft-fa	pct	off	def	tot	avg							
at Dixie State	11/09/12	67-71	L	23-62	.371	6-21	.286	15-18	.833	10	20	30	30.0	25	13	12	2	7	67	67.0
vs Fresno Pacific	11/10/12	83-74	W	27-51	.529	8-20	.400	21-29	.724	9	29	38	34.0	23	15	11	2	2	83	75.0
GRAND CANYON	11/17/12	52-65	L	18-50	.360	4-15	.267	12-19	.632	12	25	37	35.0	20	7	12	4	2	52	67.3
at CSU San Bernardino	11/24/12	82-90	L	34-65	.523	2-15	.133	12-15	.800	12	22	34	34.8	23	19	11	2	4	82	71.0
CAL STATE L.A.	11/30/12	54-61	L	19-60	.317	8-29	.276	8-8	1.000	9	25	34	34.6	20	15	13	1	3	54	67.6
CS DOMINGUEZ HILLS	12/01/12	57-58	L	20-55	.364	7-26	.269	10-10	1.000	9	19	28	33.5	14	12	8	2	4	57	65.8
CSU SAN BERNARDINO	12/30/12	58-73	L	18-51	.353	7-21	.333	15-23	.652	14	29	43	34.9	21	8	21	4	4	58	64.7
at Cal Poly Pomona	01/03/13	51-52	L	20-50	.400	8-25	.320	3-6	.500	10	25	35	34.9	14	13	11	0	0	51	63.0
at Humboldt State	01/05/13	72-69	W	27-46	.587	8-16	.500	10-11	.909	7	22	29	34.2	14	13	16	2	4	72	64.0
CHICO STATE	01/11/13	65-62	W	23-51	.451	4-18	.222	15-21	.714	5	25	30	33.8	23	8	8	5	6	65	64.1
CSU STANISLAUS	01/12/13	67-77	L	20-49	.408	6-20	.300	21-23	.913	6	21	27	33.2	27	10	13	1	4	67	64.4
at Cal St. Monterey Bay	01/18/13	63-58	W	19-47	.404	9-27	.333	16-20	.800	7	25	32	33.1	15	7	11	4	5	63	64.2
at Cal State East Bay	01/19/13	69-60	W	26-53	.491	10-21	.476	7-13	.538	8	27	35	33.2	14	14	11	4	4	69	64.6
at SF State	01/25/13	55-70	L	20-50	.400	8-26	.308	7-12	.583	8	14	22	32.4	14	14	14	0	2	55	63.9
at Sonoma State	01/26/13	85-65	W	29-53	.547	13-24	.542	14-17	.824	8	21	29	32.2	17	14	13	1	5	85	65.3
at CS Dominguez Hills	02/01/13	69-62	W	21-48	.438	7-21	.333	20-25	.800	13	26	39	32.6	12	11	14	5	2	69	65.6
at Cal State L.A.	02/02/13	50-34	W	18-49	.367	5-15	.333	9-12	.750	7	26	33	32.6	13	11	7	1	4	50	64.6
HUMBOLDT STATE	02/08/13	71-60	W	23-51	.451	4-15	.267	21-25	.840	10	29	39	33.0	20	13	12	4	3	71	65.0
CAL POLY POMONA	02/09/13	50-73	L	20-45	.444	4-14	.286	6-10	.600	5	19	24	32.5	12	12	11	2	1	50	64.2
at CSU Stanislaus	02/15/13	57-72	L	24-53	.453	3-14	.214	6-7	.857	6	21	27	32.2	16	11	9	3	5	57	63.8
at Chico State	02/16/13	61-64	L	23-61	.377	4-14	.286	11-13	.846	17	24	41	32.7	21	11	10	2	4	61	63.7
UC San Diego		1338		472-1100	.429	135-417	.324	259-337	.769	192	494	686	32.7	378	251	248	51	75	1338	63.7
Opponents		1370		479-1072	.447	119-326	.365	293-441	.664	188	478	666	31.7	327	228	221	66	112	1370	65.2

Games played: 21  
Points/game: 63.7  
FG Pct: 42.9  
3FG Pct: 32.4  
FT Pct: 76.9

Rebounds/game: 32.7  
Assists/game: 12.0  
Turnovers/game: 11.8  
Assist/turnover ratio: 1.0  
Steals/game: 3.6  
Blocks/game: 2.4

## UCSD GAME-BY-GAME LEADERS

Date	Opponent	Points	Rebounds	Assists	Blocks	Steals	Minutes
Nov. 9	at Dixie State	Brue 14	Blanchard 6	McCann 4	McCullough 2	McCann/McGrath 2*	McGrath/Peters 32
Nov. 10	vs. Fresno Pacific	McGrath 33*	Brue 9*	McCann 6*	Blanchard/Brue 1*	Dyer/McCann 1	McGrath 34*
Nov. 17	vs. Grand Canyon	McGrath 16	Brue 9*	Brue/McCann 2	Brue 2*	Brue/McGrath 1	McGrath 31*
Nov. 24	at CS San Bernardino	Brue 24*	Brue 9*	McCann 7*	Blanchard/Dyer 1	Bailey 2	Brue 34
Nov. 30	vs. CS L.A.	McCann 18*	Blanchard 8	McCann 6*	Brue 1	McGrath 2*	McGrath 35*
Dec. 1	vs. CS Dominguez Hills	McGrath 19*	Dyer 6	Peters 3*	Brue/McCullough 1*	McGrath 3*	McGrath 35*
Dec. 30	vs. CS San Bernardino	McGrath 19*	Brue 10*	Peters 3*	Brue 2*	McCann 2	McCann 30
Jan. 3	at Cal Poly Pomona	McGrath 11	Brue 7	McCann 4*	0	0	McGrath 34
Jan. 5	at Humboldt State	Dyer 17*	McCann 7*	McCann 5	Porter/Walker 1*	Walker 2*	Dyer/McGrath 32*
Jan. 11	vs. Chico State	McGrath 24*	McGrath 10*	3 with 2	McGrath 2*	McCann 3*	Dyer/McGrath 35
Jan. 12	vs. CS Stanislaus	Blanchard 19	Blanchard/Porter 6	McCullough 3	Walker 1*	McGrath 2*	McGrath 36*
Jan. 18	at CS Monterey Bay	McGrath 20*	Dyer/Porter 8*	McCann 3*	Dyer 2*	McCullough 2*	Porter 38*
Jan. 19	at CS East Bay	Dyer 30*	Porter 8*	McCann 5*	McCullough 2*	Porter 3*	Porter 34
Jan. 25	at SF State	McGrath 15	Dyer/McGrath 5	3 with 3	0	Dyer/Walker 1	McGrath 34*
Jan. 26	at Sonoma State	McGrath 32*	Brue 9*	McCann 9*	Dyer 1*	McCann 3*	McGrath 36*
Feb. 1	at CS Dominguez Hills	McCann 16*	Brue/Porter 10*	McCann/Peters 3	Brue 2*	Dyer/Peters 1	Peters 36*
Feb. 2	at CS L.A.	Walker 14*	Porter 9	Peters 4*	Walker 1	4 with 1	McGrath/Porter 35*
Feb. 8	vs. Humboldt State	McGrath 18*	McGrath/Porter 7*	McCann 6*	Brue 2*	3 with 1	McCann/McGrath 34*
Feb. 9	vs. Cal Poly Pomona	Walker 14	Brue 6*	Bailey 6	Brue/Peters 1*	Walker 1	McGrath/Peters 28
Feb. 15	at CS Stanislaus	Brue 18*	Dyer/Porter 6	McCann 6*	3 with 1	5 with 1*	McGrath 32*
Feb. 16	at Chico State	Dyer 17*	Dyer 10*	McCann 6*	Brue/Walker 1	Walker 2*	McGrath/Porter 30*

\* game high

## UCSD STARTING LINEUPS

Nov. 9	at Dixie State	McCann	McGrath	Peters	Brue	Blanchard	L
Nov. 10	vs. Fresno Pacific	McCann	McGrath	Peters	Brue	Blanchard	W
Nov. 17	vs. Grand Canyon	McCann	McGrath	Peters	Dyer	Brue	L
Nov. 24	at CS San Bernardino	McCann	McGrath	Peters	Dyer	Brue	L
Nov. 30	vs. CS L.A.	McCann	McGrath	Peters	Dyer	Brue	L
Dec. 1	vs. CS Dominguez Hills	McCann	McGrath	Peters	Dyer	Brue	L
Dec. 30	vs. CS San Bernardino	McCann	McGrath	Peters	Dyer	Brue	L
Jan. 3	at Cal Poly Pomona	McCann	McGrath	Peters	Dyer	Brue	L
Jan. 5	at Humboldt State	McCann	McGrath	Peters	Dyer	Porter	W
Jan. 11	vs. Chico State	McCann	McGrath	Peters	Dyer	Porter	W
Jan. 12	vs. CS Stanislaus	McCann	McGrath	Peters	Dyer	Porter	L
Jan. 18	at CS Monterey Bay	McCann	McCullough	Peters	Dyer	Porter	W
Jan. 19	at CS East Bay	McCann	McCullough	Peters	Dyer	Porter	W
Jan. 25	at SF State	McCann	McGrath	Peters	Dyer	Porter	L
Jan. 26	at Sonoma State	McCann	McGrath	Peters	Dyer	Porter	W
Feb. 1	at CS Dominguez Hills	McCann	McGrath	Peters	Dyer	Porter	W
Feb. 2	at CS L.A.	McCann	McGrath	Peters	Dyer	Porter	W
Feb. 8	vs. Humboldt State	McCann	McGrath	Peters	Dyer	Porter	W
Feb. 9	vs. Cal Poly Pomona	McCann	McGrath	Peters	Dyer	Porter	L
Feb. 15	at CS Stanislaus	McCann	McGrath	Peters	Dyer	Porter	L
Feb. 16	at Chico State	McCann	McGrath	Peters	Dyer	Porter	L

# 2012-13 BOX SCORES

## Official Basketball Box Score -- Game Totals -- Final Statistics UC SAN DIEGO vs SAN DIEGO STATE 11-05-12 7:00 pm PST at Viejas Arena at Aztec Bowl (San Diego)

### UC SAN DIEGO 56

#	Player	Total			3-Ptr			Rebounds			PF	TP	A	TO	Blk	Stl	Min
		FG-FGA	FG-FGA	FT-FTA	FG-FGA	FG-FGA	FT-FTA	Off	Def	Tot							
20	BRUE, Justin	f	1-9	0-0	0-0	4	3	7	0	2	1	1	0	0	0	21	
22	BLANCHARD, Brandon	f	2-9	0-4	0-0	4	3	7	3	4	1	1	0	0	0	17	
10	McCANN, James	g	4-6	2-2	0-0	0	1	1	2	10	2	5	0	0	0	22	
12	McGRATH, Tyler	g	1-5	1-4	1-2	0	5	5	1	4	3	0	1	1	23		
25	PETERS, Ryan	g	3-4	1-2	0-0	0	3	3	2	7	1	1	0	0	0	24	
11	McCULLOUGH, MacKenzi	g	2-8	1-4	0-0	1	0	1	1	5	0	0	0	0	1	20	
13	BAILEY, Matt	g	2-3	0-0	3-3	0	1	1	3	7	3	2	0	1	1	18	
14	DYER, Drew	g	4-6	3-4	2-2	0	0	0	2	13	0	1	0	1	0	22	
23	WALKER, Hunter	g	1-4	0-2	0-0	1	0	1	0	2	0	1	0	0	0	10	
24	FRANCIS, Treavon	g	0-0	0-0	0-0	0	0	0	0	0	0	0	0	0	0	3	
30	PORTER, Colin	g	1-2	0-0	0-0	1	1	2	3	2	0	2	0	0	0	13	
33	McMILLAN, Zach	g	0-1	0-0	0-0	0	1	1	2	0	0	0	0	0	0	7	
	Team					2	2	4									
	Totals		21-57	8-22	6-7	13	20	33	19	56	11	15	1	4	1	200	

FG % 1st Half: 9-28 32.1% 2nd half: 12-29 41.4% Game: 21-57 36.8%  
 3FG % 1st Half: 4-12 33.3% 2nd half: 4-10 40.0% Game: 8-22 36.4%  
 FT % 1st Half: 2-2 100.0 2nd half: 4-5 80.0% Game: 6-7 85.7%

### SAN DIEGO STATE 80

#	Player	Total			3-Ptr			Rebounds			PF	TP	A	TO	Blk	Stl	Min
		FG-FGA	FG-FGA	FT-FTA	FG-FGA	FG-FGA	FT-FTA	Off	Def	Tot							
20	O'BRIEN, JJ	f	5-8	0-0	0-0	4	2	6	0	10	1	1	0	5	24		
23	STEPHENS, DeShawn	f	2-4	0-0	2-2	0	1	0	6	0	1	2	0	0	19		
02	THAMES, Xavier	g	1-5	1-3	0-0	2	2	2	3	3	0	0	1	20			
21	FRANKLIN, Jamaal	g	5-9	1-2	2-2	0	2	3	13	3	4	0	0	21			
22	TAPLEY, Chase	g	6-13	1-5	2-2	0	3	3	0	15	3	0	1	24			
00	SPENCER, Skylar	g	2-2	0-0	2-2	2	3	5	0	6	1	0	0	13			
03	FRANKLIN, LaBradford	g	1-2	0-1	0-0	0	0	0	1	2	0	0	0	3			
04	STATEN, Ryan	g	0-1	0-0	0-0	0	0	0	0	0	0	0	0	2			
05	POLEE II, Dwayne	g	2-2	0-0	0-0	0	1	1	0	4	2	0	0	15			
11	RAHON, James	g	3-5	1-2	0-0	0	0	0	3	7	0	0	0	16			
13	SHEPARD, Winston	g	2-4	0-0	4-8	2	2	4	1	8	2	3	3	18			
25	EBRAHIMIAN, Narbeh	g	0-1	0-0	0-0	2	0	2	0	0	0	0	0	3			
32	DOUGLAS, Aaron	g	0-2	0-2	0-0	0	0	0	0	0	0	0	0	3			
33	CASTLEBERRY, Jeremy	g	0-1	0-1	0-0	0	0	0	1	0	0	0	0	3			
40	SHRIGLEY, Matt	g	2-4	2-4	0-0	0	4	4	1	6	0	0	0	0	13		
	Team					3	2	5									
	Totals		31-63	6-20	12-16	13	22	35	12	80	15	9	6	7	200		

FG % 1st Half: 16-32 50.0% 2nd half: 15-31 48.4% Game: 31-63 49.2%  
 3FG % 1st Half: 2-10 20.0% 2nd half: 4-10 40.0% Game: 6-20 30.0%  
 FT % 1st Half: 4-6 66.7% 2nd half: 8-10 80.0% Game: 12-16 75.0%

Officials: Shawn Lehig, Chris Rastatter, Tony Padilla  
 Technical fouls: UC SAN DIEGO-None. SAN DIEGO STATE-None.  
 Attendance: 12414

Score by periods	1st	2nd	Total	In	Off	2nd	Fast	Bench
UC SAN DIEGO	24	32	56	Points	Paint	T/O	Chance	Break
SAN DIEGO STATE	38	42	80	UCSD	22	5	9	3
				SDSU	40	23	12	10

Last FG - UCSD 2nd-00:14, SDSU 2nd-00:52.  
 Largest lead - UCSD None, SDSU by 31 2nd-03:54.

Score tied - 0 times.  
 Lead changed - 0 times.

## Official Basketball Box Score -- Game Totals -- Final Statistics UC San Diego vs Dixie State 11/9/12 7:30 pm at Saint George, UT (Burns Arena)

### UC San Diego 67 • 0-1

#	Player	Total			3-Ptr			Rebounds			PF	TP	A	TO	Blk	Stl	Min
		FG-FGA	FG-FGA	FT-FTA	FG-FGA	FG-FGA	FT-FTA	Off	Def	Tot							
20	BRUE, Justin	f	5-12	0-0	4-4	1	4	5	4	14	1	2	0	0	0	23	
22	BLANCHARD, Brandon	f	5-13	1-4	0-0	2	4	6	3	11	0	0	0	0	0	19	
10	McCANN, James	g	4-10	1-5	4-4	0	1	2	2	13	4	3	0	2	28		
12	McGRATH, Tyler	g	1-9	1-5	0-0	0	2	2	3	2	3	2	0	2	32		
25	PETERS, Ryan	g	3-6	1-2	0-0	1	1	2	3	7	1	1	0	1	32		
11	McCULLOUGH, MacKen	g	0-3	0-1	4-6	1	3	4	1	4	1	2	2	0	16		
13	BAILEY, Matt	g	0-1	0-0	0-0	0	0	0	1	0	2	1	0	1	11		
14	DYER, Drew	g	4-6	2-4	3-4	3	2	5	4	13	0	0	0	0	20		
30	PORTER, Colin	g	1-2	0-0	0-0	2	1	3	3	2	1	0	0	1	15		
33	McMILLAN, Zach	g	0-0	0-0	0-0	0	0	0	2	0	0	0	0	0	4		
	Team					0	2	2									
	Totals		23-62	6-21	15-18	10	20	30	25	67	13	12	2	7	200		

FG % 1st Half: 13-30 43.3% 2nd half: 10-32 31.3% Game: 23-62 37.1%  
 3FG % 1st Half: 3-7 42.9% 2nd half: 3-14 21.4% Game: 6-21 28.6%  
 FT % 1st Half: 5-8 62.5% 2nd half: 10-10 100.0 Game: 15-18 83.3%

### Dixie State 71 • 1-0

#	Player	Total			3-Ptr			Rebounds			PF	TP	A	TO	Blk	Stl	Min
		FG-FGA	FG-FGA	FT-FTA	FG-FGA	FG-FGA	FT-FTA	Off	Def	Tot							
32	Groskreutz, Dalton	f	8-14	2-2	3-3	2	9	11	3	21	0	3	0	2	33		
44	Larson, Steven	f	1-7	0-0	4-4	1	3	4	4	6	2	2	0	0	19		
42	Robbins, Zach	c	2-8	0-0	1-2	2	5	7	1	5	2	1	2	0	31		
10	Payne, Kimball	g	4-5	0-0	1-2	1	0	1	2	9	3	1	0	2	30		
20	Massey, McKay	g	1-3	1-2	2-3	0	4	4	1	5	6	3	0	1	34		
14	Simister, Brandon	g	0-1	0-0	0-0	0	1	1	0	0	0	2	0	0	3		
24	Thompson, De'Quan	g	1-2	1-1	7-8	0	5	5	1	10	1	2	0	0	20		
30	Papenfuss, Curtis	g	1-2	0-1	1-2	0	1	1	4	3	1	4	2	0	12		
50	Owen, Derek	g	5-6	0-0	2-3	1	1	2	4	12	1	2	3	0	18		
	Team					1	1	2									
	Totals		23-48	4-6	21-27	8	30	38	20	71	16	20	7	5	200		

FG % 1st Half: 7-23 30.4% 2nd half: 16-25 64.0% Game: 23-48 47.9%  
 3FG % 1st Half: 2-4 50.0% 2nd half: 2-2 100.0 Game: 4-6 66.7%  
 FT % 1st Half: 11-14 78.6% 2nd half: 10-13 76.9% Game: 21-27 77.8%

Officials: Shane Crosland, Thomas Sawyer, Ian Davis  
 Technical fouls: UC San Diego-None. Dixie State-None.  
 Attendance: 2343  
 Dixie State Classic Game 2

Score by periods	1st	2nd	Total	In	Off	2nd	Fast	Bench
UC San Diego	34	33	67	Points	Paint	T/O	Chance	Break
Dixie State	27	44	71	UCSDM	18	23	7	5
				DX-MBB	34	20	8	11

Last FG - UCSDM 2nd-00:01, DX-MBB 2nd-01:26.  
 Largest lead - UCSDM by 16 1st-04:19, DX-MBB by 6 2nd-00:08.

Score tied - 5 times.  
 Lead changed - 5 times.

## Official Basketball Box Score -- Game Totals -- Final Statistics UC San Diego vs Fresno Pacific 11/10/12 5:30 pm at Saint George, UT (Burns Arena)

### UC San Diego 83 • 1-1

#	Player	Total			3-Ptr			Rebounds			PF	TP	A	TO	Blk	Stl	Min
		FG-FGA	FG-FGA	FT-FTA	FG-FGA	FG-FGA	FT-FTA	Off	Def	Tot							
20	BRUE, Justin	f	3-6	0-0	2-2	3	6	9	2	8	2	4	1	0	33		
22	BLANCHARD, Brandon	f	1-1	0-0	0-0	0	0	0	2	2	0	1	1	0	4		
10	McCANN, James	g	4-11	2-4	3-8	1	1	2	3	13	6	1	0	1	27		
12	McGRATH, Tyler	g	10-17	4-8	9-9	0	6	6	3	33	4	1	0	0	34		
25	PETERS, Ryan	g	0-3	0-2	1-3	0	3	3	2	1	1	0	0	0	27		
11	McCULLOUGH, MacKen	g	3-4	1-2	0-0	1	2	3	3	7	0	0	0	0	17		
13	BAILEY, Matt	g	0-0	0-0	2-2	0	2	2	1	2	1	2	0	0	15		
14	DYER, Drew	g	5-7	1-3	4-4	0	5	5	5	15	1	2	0	1	28		
23	WALKER, Hunter	g	0-1	0-1	0-0	1	0	1	0	0	0	0	0	0	2		
30	PORTER, Colin	g	1-1	0-0	0-1	1	3	4	1	2	0	0	0	0	13		
	Team					2	1	3									
	Totals		27-51	8-20	21-29	9	29	38	23	83	15	11	2	2	200		

FG % 1st Half: 10-22 45.5% 2nd half: 17-29 58.6% Game: 27-51 52.9%  
 3FG % 1st Half: 1-8 12.5% 2nd half: 7-12 58.3% Game: 8-20 40.0%  
 FT % 1st Half: 10-16 62.5% 2nd half: 11-13 84.6% Game: 21-29 72.4%

### Fresno Pacific 74 • 0-2

#	Player	Total			3-Ptr			Rebounds			PF	TP	A	TO	Blk	Stl	Min
		FG-FGA	FG-FGA	FT-FTA	FG-FGA	FG-FGA	FT-FTA	Off	Def	Tot							
11	Clayton, Trevon	f	2-3	0-1	0-0	1	4	5	1	4	0	0	0	1	20		
34	Credit, Antonio	f	4-4	0-0	1-3	4	1	5	9	0	0	0	1	22			
02	Taylor, John	g	8-18	2-9	4-12	0	1	1	2	22	1	3	0	1	34		
03	Griffin, Malcolm	g	4-9	1-2	1-3	1	5	6	4	10	3	2	0	3	33		
21	Samuels, Matt	g	3-9	1-1	5-8	3	2	5	1	12	2	1	0	1	29		
01	Brant, Anthony	g	1-3	1-3	0-0	0	2	2	1	3	0	1	1	0	21		
04	Kaul, Zach	g	1-3	1-2	0-0	0	1	1	0	3	1	1	0	0	13		
23	Vick, Rickey	g	3-7	1-4	1-2	0	3	3	5	8	1	1	0	0	19		

# 2012-13 BOX SCORES

## Official Basketball Box Score -- Game Totals -- Final Statistics UC San Diego vs CSU San Bernardino 11/24/12 7:00 p.m. at San Bernardino, CA (Coussoulis Arena)

### UC San Diego 82 • 1-3, 0-1 CCAA

##	Player	Total			3-Ptr			Rebounds			PF	TP	A	TO	Blk	Stl	Min
		FG	FGA	FT	FTA	FG	FGA	FT	FTA	Off							
10	McCANN, James	* 6-11	0-1	9-9	1	1	2	4	21	7	3	0	1	29			
12	McGRATH, Tyler	* 5-11	0-4	2-3	1	1	2	3	12	3	0	0	0	31			
14	DYER, Drew	* 1-6	1-4	0-0	0	5	5	2	3	2	3	1	0	20			
20	BRUE, Justin	* 12-16	0-0	0-0	2	7	9	3	24	2	0	0	0	34			
25	PETERS, Ryan	* 2-4	0-1	0-1	3	1	4	2	4	1	2	0	1	29			
11	McCULLOUGH, MacKen	* 1-3	0-1	0-0	2	2	4	1	2	2	1	0	0	18			
13	BAILEY, Matt	* 0-1	0-0	0-0	1	1	2	4	0	1	2	0	2	10			
22	BLANCHARD, Brandon	* 6-11	1-4	1-2	1	3	4	4	14	0	0	1	0	23			
23	WALKER, Hunter	* 0-0	0-0	0-0	0	0	0	0	0	1	0	0	0	3			
30	PORTER, Colin	* 1-2	0-0	0-0	0	0	0	0	2	0	0	0	0	3			
Team					1	1	2										
Totals		34-65	2-15	12-15	12	22	34	23	82	19	11	2	4	200			

FG % 1st Half: 16-31 51.6% 2nd half: 18-34 52.9% Game: 34-65 52.3% Deadball Rebounds 1  
 3FG % 1st Half: 1-9 11.1% 2nd half: 1-6 16.7% Game: 2-15 13.3%  
 FT % 1st Half: 1-1 100.0% 2nd half: 11-14 78.6% Game: 12-15 80.0%

### CSU San Bernardino 90 • 1-1, 1-0 CCAA

##	Player	Total			3-Ptr			Rebounds			PF	TP	A	TO	Blk	Stl	Min
		FG	FGA	FT	FTA	FG	FGA	FT	FTA	Off							
00	GENEVO, Pablo	* 4-6	0-0	2-3	3	1	4	1	10	3	0	1	0	21			
03	GOINS, Brian	* 9-16	1-3	5-9	0	3	3	3	24	4	1	0	3	40			
13	HADDOCK, Lacy	* 2-5	2-2	4-4	0	4	4	2	10	4	3	0	0	36			
24	BELL, Johnny	* 2-4	0-0	0-0	1	0	1	2	4	0	0	2	0	13			
32	STATHAM, Taylor	* 3-5	1-1	0-3	1	5	6	3	7	1	2	0	0	21			
01	McCALL, Robert	* 1-1	1-1	0-0	0	0	0	3	3	0	0	0	0	14			
02	SIMMONS, Jamari	* 5-9	4-7	2-2	2	2	4	1	16	1	0	0	0	19			
12	MARTINEZ, Juan	* 0-2	0-2	0-0	0	0	0	0	0	2	1	0	1	4			
22	GOUCH, Joshua	* 7-9	1-2	1-2	0	4	4	1	16	2	2	0	0	32			
Team					0	2	2										
Totals		33-57	10-18	14-23	7	21	28	16	90	18	9	5	4	200			

FG % 1st Half: 14-28 50.0% 2nd half: 19-29 65.5% Game: 33-57 57.9% Deadball Rebounds 4  
 3FG % 1st Half: 3-8 37.5% 2nd half: 7-10 70.0% Game: 10-18 55.6%  
 FT % 1st Half: 0-1 0.0% 2nd half: 14-12 63.6% Game: 14-23 60.9%

Officials: Steve Espinoza, Rick Young, Ian Caldwell  
 Technical fouls: UC San Diego-None. CSU San Bernardino-None.  
 Attendance: 332

Score by periods	1st	2nd	Total
UC San Diego	34	48	82
CSU San Bernardino	31	59	90

Last FG - UCSUDM 2nd-00:12, CSUSB\_M 2nd-01:37.  
 Largest lead - UCSUDM by 12 1st-08:09, CSUSB\_M by 12 2nd-01:03.

Score tied - 6 times.  
 Lead changed - 1 time.

## Official Basketball Box Score -- Game Totals -- Final Statistics Cal State L.A. vs UC San Diego 11/30/12 7:30 pm at La Jolla, CA (RIMAC Arena)

### Cal State L.A. 61 • 2-2, 1-1 CCAA

##	Player	Total			3-Ptr			Rebounds			PF	TP	A	TO	Blk	Stl	Min
		FG	FGA	FT	FTA	FG	FGA	FT	FTA	Off							
00	WISEMAN, Trevor	* 2-4	0-0	4-5	1	6	7	3	8	1	3	1	1	26			
01	MUNZON, Joshua	* 5-11	1-5	5-9	2	5	7	0	16	5	5	0	2	35			
03	TILLMAN, James	* 5-10	0-0	6-8	5	1	6	2	16	0	4	0	0	34			
21	ALCALA, Cheyanne	* 1-2	1-2	0-0	0	2	2	3	3	1	0	0	2	28			
23	RICHARD, Jordan	* 4-8	0-0	0-0	1	8	9	3	8	1	2	8	2	35			
11	TRIMBLE, Willie	* 2-5	0-2	2-6	0	1	1	1	6	1	0	0	2	23			
15	WATKINS, Quinton	* 1-4	1-4	1-2	0	1	1	1	4	0	0	0	0	13			
20	WILSON, Marc	* 0-2	0-0	0-0	0	1	1	0	0	0	0	0	0	4			
40	CAMPER, Julian	* 0-1	0-0	0-0	0	0	0	0	0	0	1	0	0	2			
Team					1	7	8										
Totals		20-47	3-13	18-30	10	32	42	13	61	9	15	9	9	200			

FG % 1st Half: 11-25 44.0% 2nd half: 9-22 40.9% Game: 20-47 42.6% Deadball Rebounds 4  
 3FG % 1st Half: 1-7 14.3% 2nd half: 2-6 33.3% Game: 3-13 23.1%  
 FT % 1st Half: 5-8 62.5% 2nd half: 13-22 59.1% Game: 18-30 60.0%

### UC San Diego 54 • 1-4, 0-2 CCAA

##	Player	Total			3-Ptr			Rebounds			PF	TP	A	TO	Blk	Stl	Min
		FG	FGA	FT	FTA	FG	FGA	FT	FTA	Off							
10	GENEVO, Pablo	* 6-12	2-5	4-4	0	4	4	4	18	6	5	0	0	32			
12	McGRATH, Tyler	* 6-14	3-6	0-0	0	5	5	4	15	2	2	0	2	35			
14	DYER, Drew	* 0-7	0-6	0-0	0	5	5	2	0	0	0	0	0	24			
20	BRUE, Justin	* 2-7	0-0	0-0	2	2	4	2	4	1	1	1	1	28			
25	PETERS, Ryan	* 1-4	1-3	4-4	1	0	1	1	7	1	2	0	0	26			
11	McCULLOUGH, MacKen	* 0-2	0-1	0-0	0	1	1	2	0	2	1	0	0	14			
13	BAILEY, Matt	* 0-1	0-0	0-0	0	0	0	0	2	0	0	0	0	7			
22	BLANCHARD, Brandon	* 4-11	2-7	0-0	2	6	8	1	10	1	1	0	0	23			
23	WALKER, Hunter	* 0-2	0-1	0-0	0	0	0	0	2	0	1	0	0	6			
30	PORTER, Colin	* 0-0	0-0	0-0	0	0	0	0	0	0	0	0	0	5			
Team					4	2	6										
Totals		19-60	8-29	8-8	9	25	34	20	54	15	13	1	3	200			

FG % 1st Half: 10-28 35.7% 2nd half: 9-32 28.1% Game: 19-60 31.7% Deadball Rebounds 0  
 3FG % 1st Half: 5-16 31.3% 2nd half: 3-13 23.1% Game: 8-29 27.6%  
 FT % 1st Half: 2-2 100.0% 2nd half: 6-6 100.0% Game: 8-8 100.0%

Officials: Steven Espinoza, Levon Zakarian, Bill Denton  
 Technical fouls: Cal State L.A.-None. UC San Diego-None.  
 Attendance: 209

Score by periods	1st	2nd	Total
Cal State L.A.	28	33	61
UC San Diego	27	27	54

Last FG - CSULA-M 2nd-02:56, UCSUDM 2nd-00:09.  
 Largest lead - CSULA-M by 7 2nd-00:13, UCSUDM by 10 1st-10:50.

Score tied - 3 times.  
 Lead changed - 9 times.

## Official Basketball Box Score -- Game Totals -- Final Statistics CS Dominguez Hills vs UC San Diego 12/01/12 7:30 pm at La Jolla, CA (RIMAC Arena)

### CS Dominguez Hills 58 • 5-4, 2-1 CCAA

##	Player	Total			3-Ptr			Rebounds			PF	TP	A	TO	Blk	Stl	Min
		FG	FGA	FT	FTA	FG	FGA	FT	FTA	Off							
01	STRAUTHER, Alex	* 4-7	0-2	0-0	0	1	1	1	8	2	3	0	1	35			
03	FREEMAN, DeShaun	* 7-13	0-0	0-0	1	3	4	1	14	1	1	0	0	28			
12	GEARY, Deon	* 0-2	0-1	0-0	0	0	0	0	0	1	0	0	1	10			
24	WILLIAMS, Pierson	* 0-0	0-0	0-0	0	1	1	0	0	0	0	0	0	5			
44	DIAME, Lamine	* 2-5	0-0	3-4	2	6	8	1	7	2	3	0	0	31			
04	CAIN, Matt	* 1-1	1-1	0-0	0	1	1	0	3	1	0	0	0	5			
10	DALEY, Jason	* 1-2	1-2	2-2	0	2	2	1	5	0	0	0	0	20			
11	GREEN, Myron	* 1-5	0-0	7-10	2	4	6	2	9	0	2	0	1	27			
21	WILLIAMS, Ramon	* 2-4	0-0	1-1	3	6	9	0	5	0	0	1	0	16			
22	CRUMP, Givon	* 1-5	0-2	0-0	0	1	1	1	2	0	0	0	0	15			
34	JEFFERSON, Ryan	* 2-2	1-1	0-0	0	0	0	2	5	0	0	1	0	8			
Team					0	1	1										
Totals		21-46	3-9	13-17	8	26	34	9	58	7	11	2	3	200			

FG % 1st Half: 10-23 43.5% 2nd half: 11-23 47.8% Game: 21-46 45.7% Deadball Rebounds 2  
 3FG % 1st Half: 2-6 33.3% 2nd half: 1-3 33.3% Game: 3-9 33.3%  
 FT % 1st Half: 7-9 77.8% 2nd half: 6-8 75.0% Game: 13-17 76.5%

### UC San Diego 57 • 1-5, 0-3 CCAA

##	Player	Total			3-Ptr			Rebounds			PF	TP	A	TO	Blk	Stl	Min
		FG	FGA	FT	FTA	FG	FGA	FT	FTA	Off							
10	McCANN, James	* 3-7	2-3	2-2	1	2	3	1	10	2	1	0	0	32			
12	McGRATH, Tyler	* 6-13	3-9	4-4	0	3	3	3	19	1	1	0	3	35			
14	DYER, Drew	* 6-12	1-6	0-0	4	2	6	4	13	2	2	0	1	26			
20	BRUE, Justin	* 3-8	0-0	0-0	0	1	1	4	6	1	1	1	0	28			
25	PETERS, Ryan	* 0-2	0-2	4-4	0	3	3	0	4	3	2	0	0	28			
11	McCULLOUGH, MacKen	* 1-4	1-3	0-0	1	3	4	0	3	0	0	1	0	16			
13	BAILEY, Matt	* 0-1	0-1	0-0	0	0	0	0	0	2	0	0	0	7			
22	BLANCHARD, Brandon	* 1-7	0-2	0-0	2	2	4	1	2	1	0	0	0	19			
30	PORTER, Colin	* 0-1	0-0	0-0	0	0	0	1	0								

# 2012-13 BOX SCORES

## Official Basketball Box Score -- Game Totals -- Final Statistics UC San Diego vs Cal Poly Pomona 01/03/13 7:30 p.m. at Pomona, CA (Kellogg Gym)

### UC San Diego 51 • 1-7, 0-5 CCAA

#	Player	Total			3-Ptr			Rebounds			PF	TP	A	TO	Blk	Stl	Min
		FG	FGA	FT	FTA	Off	Def	Tot	Off	Def							
20	BRUE, Justin	f	5-8	0-0	0-0	2	5	7	1	10	0	0	0	0	0	9	
10	McCANN, James	g	2-9	0-5	2-4	1	2	3	2	6	4	4	0	0	0	31	
12	McGRATH, Tyler	g	4-11	3-6	0-0	1	4	5	11	3	1	0	0	0	34		
14	DYER, Drew	g	2-5	1-4	0-0	1	3	4	0	5	0	2	0	0	27		
25	PETERS, Ryan	g	0-1	0-0	0-0	1	1	2	1	0	1	1	0	0	17		
11	McCULLOUGH, MacKen	g	2-6	2-3	0-0	1	2	3	2	6	2	0	0	0	21		
13	BAILEY, Matt	g	0-1	0-1	0-0	0	1	1	1	0	1	0	0	0	9		
22	BLANCHARD, Brandon	g	0-1	0-1	0-0	0	1	1	0	0	0	0	0	0	9		
23	WALKER, Hunter	g	3-6	2-5	0-0	1	1	2	1	8	2	1	0	0	14		
30	PORTER, Colin	g	0-0	0-0	1-2	1	1	2	1	0	0	0	0	0	19		
33	McMILLAN, Zach	g	2-2	0-0	0-0	0	4	4	0	4	0	2	0	0	10		
	Team					1	0	1									
	<b>Totals</b>		<b>20-50</b>	<b>8-25</b>	<b>3-6</b>	<b>10</b>	<b>25</b>	<b>35</b>	<b>14</b>	<b>51</b>	<b>13</b>	<b>11</b>	<b>0</b>	<b>0</b>	<b>200</b>		

FG % 1st Half: 10-29 34.5% 2nd half: 10-21 47.6% Game: 20-50 40.0% Deadball Rebounds 1  
 3FG % 1st Half: 3-12 25.0% 2nd half: 1-3 38.5% Game: 8-25 32.0%  
 FT % 1st Half: 0-0 0.0% 2nd half: 3-6 50.0% Game: 3-6 50.0%

### Cal Poly Pomona 52 • 9-0, 5-0 CCAA

#	Player	Total			3-Ptr			Rebounds			PF	TP	A	TO	Blk	Stl	Min
		FG	FGA	FT	FTA	Off	Def	Tot	Off	Def							
40	FAISON, Jordan	f	7-8	0-0	0-0	0	1	1	2	14	1	1	0	1	27		
10	BELL, Barry	g	1-6	0-0	1-1	0	3	3	2	3	2	0	0	1	31		
20	DRISDOM, Terrence	g	5-8	3-4	4-7	1	4	5	0	17	3	1	1	1	35		
22	BRADY, Bryce	g	1-6	1-6	0-0	0	1	1	0	3	0	2	0	0	19		
25	ANDERSON, Mitchel	g	4-9	0-2	2-2	4	7	11	2	10	3	0	2	0	36		
23	GACEK, Connor	g	0-0	0-0	0-0	0	2	2	0	0	1	2	0	0	8		
31	HALL, Ryan	g	0-1	0-0	0-0	0	0	0	0	0	0	0	0	0	3		
33	RODRIGUEZ, Daniel	g	0-6	0-1	0-1	0	0	0	1	0	3	0	0	1	23		
34	TCHOVI, Francois	g	2-5	0-0	1-3	3	4	7	2	5	0	0	0	1	18		
	Team					0	0	0									
	<b>Totals</b>		<b>20-49</b>	<b>4-13</b>	<b>8-14</b>	<b>8</b>	<b>22</b>	<b>30</b>	<b>9</b>	<b>52</b>	<b>13</b>	<b>7</b>	<b>3</b>	<b>5</b>	<b>200</b>		

FG % 1st Half: 11-24 45.8% 2nd half: 9-25 36.0% Game: 20-49 40.8% Deadball Rebounds 2  
 3FG % 1st Half: 4-7 57.1% 2nd half: 0-6 0.0% Game: 4-13 30.8%  
 FT % 1st Half: 3-5 60.0% 2nd half: 5-9 55.6% Game: 8-14 57.1%

Officials: Andy Cohn, Kendall McKinney, Luther Philyaw  
 Technical fouls: UC San Diego-None. Cal Poly Pomona-None.  
 Attendance: 741

Score by periods	1st	2nd	Total
UC San Diego	23	28	51
Cal Poly Pomona	29	23	52

Last FG - UCSDM 2nd-01:17, CPP 2nd-00:47.  
 Largest lead - UCSDM by 3 2nd-01:17, CPP by 13 2nd-17:51.

Points	In	Off	2nd	Fast	Bench
UCSDM	16	4	11	2	19
CPP	22	11	3	2	5

Score tied - 4 times.  
 Lead changed - 2 times.

## Official Basketball Box Score -- Game Totals -- Final Statistics UC San Diego vs Humboldt State 01/05/13 7:30 p.m. at Arcata, CA (Lumberjack Arena)

### UC San Diego 72 • 2-7, 1-5 CCAA

#	Player	Total			3-Ptr			Rebounds			PF	TP	A	TO	Blk	Stl	Min
		FG	FGA	FT	FTA	Off	Def	Tot	Off	Def							
14	DYER, Drew	f	7-9	3-4	0-0	1	5	6	3	17	2	1	0	0	32		
30	PORTER, Colin	f	3-4	0-0	0-0	3	1	4	1	6	1	0	1	1	27		
10	McCANN, James	g	4-7	1-4	7-8	0	7	7	2	16	5	3	0	0	30		
12	McGRATH, Tyler	g	6-13	1-2	3-3	0	2	2	1	16	1	4	0	0	32		
25	PETERS, Ryan	g	0-0	0-0	0-0	0	0	0	0	2	0	1	0	0	9		
11	McCULLOUGH, MacKen	g	4-6	3-4	0-0	0	1	1	1	11	1	4	0	1	24		
13	BAILEY, Matt	g	0-0	0-0	0-0	0	1	1	0	3	1	0	0	0	7		
22	BLANCHARD, Brandon	g	1-2	0-0	0-0	1	1	2	0	2	0	0	0	0	11		
23	WALKER, Hunter	g	2-5	0-2	0-0	0	0	0	1	4	0	0	1	2	14		
33	McMILLAN, Zach	g	0-0	0-0	0-0	1	1	2	2	0	0	1	0	0	14		
	Team					1	3	4									
	<b>Totals</b>		<b>27-46</b>	<b>8-16</b>	<b>10-11</b>	<b>7</b>	<b>22</b>	<b>29</b>	<b>14</b>	<b>72</b>	<b>13</b>	<b>16</b>	<b>2</b>	<b>4</b>	<b>200</b>		

FG % 1st Half: 13-25 52.0% 2nd half: 14-21 66.7% Game: 27-46 58.7% Deadball Rebounds 1  
 3FG % 1st Half: 5-10 50.0% 2nd half: 3-6 50.0% Game: 8-16 50.0%  
 FT % 1st Half: 2-2 100.0 2nd half: 8-9 88.9% Game: 10-11 90.9%

### Humboldt State 69 • 5-5, 1-5 CCAA

#	Player	Total			3-Ptr			Rebounds			PF	TP	A	TO	Blk	Stl	Min
		FG	FGA	FT	FTA	Off	Def	Tot	Off	Def							
02	ROBINSON, Deaundray	f	1-5	0-1	1-2	2	3	5	2	3	3	1	0	2	29		
21	CHAMBERLAIN, Aaron	f	3-5	0-0	0-0	0	0	0	0	6	1	0	0	0	15		
32	TURPIN, Darren	f	6-10	0-1	3-4	2	3	5	2	15	1	2	1	0	30		
22	KALE, Cody	g	2-4	0-1	0-0	0	0	0	2	4	1	2	0	0	18		
24	BRYAN, Austin	g	5-10	1-5	1-1	0	1	1	1	12	6	0	0	1	30		
03	WOODS, Brandon	g	0-0	0-0	0-0	0	0	0	0	0	0	0	0	0	1		
04	WILLIAMS, Alec	g	2-7	0-1	0-0	1	1	2	1	4	2	1	0	0	18		
05	BROWN, Rakim	g	5-7	1-2	1-1	1	1	2	0	12	2	1	0	1	15		
12	BROWN, Tyler	g	0-1	0-0	0-0	1	0	1	0	1	0	0	0	0	10		
15	HENTLEY, Nathan	g	4-5	3-4	0-0	1	1	2	2	11	2	0	0	0	21		
34	WITZEL, Thomas	g	0-1	0-1	0-0	0	0	0	0	0	0	0	0	0	2		
44	LESLIE, Greg	g	1-3	0-1	0-0	0	0	0	1	2	1	1	0	0	11		
	Team					0	2	2									
	<b>Totals</b>		<b>29-58</b>	<b>5-17</b>	<b>6-8</b>	<b>8</b>	<b>12</b>	<b>20</b>	<b>13</b>	<b>69</b>	<b>20</b>	<b>8</b>	<b>1</b>	<b>4</b>	<b>200</b>		

FG % 1st Half: 15-26 57.7% 2nd half: 14-32 43.8% Game: 29-58 50.0% Deadball Rebounds 1  
 3FG % 1st Half: 2-6 33.3% 2nd half: 3-11 27.3% Game: 5-17 29.4%  
 FT % 1st Half: 2-2 100.0 2nd half: 4-6 66.7% Game: 6-8 75.0%

Officials: Shelby Flowers, Chris Orr, Steve Gillies  
 Technical fouls: UC San Diego-None. Humboldt State-None.  
 Attendance: 1208

Score by periods	1st	2nd	Total
UC San Diego	33	39	72
Humboldt State	34	35	69

Last FG - UCSDM 2nd-00:24, HSUM 2nd-00:39.  
 Largest lead - UCSDM by 9 2nd-11:58, HSUM by 6 1st-15:50.

Score tied - 7 times.  
 Lead changed - 3 times.

## Official Basketball Box Score -- Game Totals -- Final Statistics Chico State vs UC San Diego 01/11/13 7:30 p.m. at La Jolla, CA (RIMAC Arena)

### Chico State 62 • 7-4, 4-3 CCAA

#	Player	Total			3-Ptr			Rebounds			PF	TP	A	TO	Blk	Stl	Min
		FG	FGA	FT	FTA	Off	Def	Tot	Off	Def							
05	SIMS, Damario	*	2-8	1-4	1-2	0	4	4	0	6	3	3	0	0	31		
11	PARKER, Rashad	*	3-10	2-7	5-6	0	2	2	1	13	1	2	0	1	32		
15	CARRAWAY, Amir	*	6-9	2-5	3-5	0	4	4	5	17	1	1	0	0	30		
20	PARK, Sean	*	0-1	0-0	0-0	0	1	1	1	0	2	0	0	0	14		
44	CONRAD, Jason	*	2-2	0-0	1-1	1	4	5	0	5	1	0	1	0	27		
12	MOYER, Spencer	*	0-1	0-1	0-0	0	0	0	1	0	0	1	0	0	8		
22	STANILAND, James	*	2-3	2-3	0-0	1	1	2	0	6	0	0	0	0	10		
31	ROSAROSO, Mike	*	0-2	0-1	0-0	0	0	0	2	0	1	2	0	0	8		
32	APPEL, Nate	*	1-2	0-0	0-0	1	1	2	1	2	0	0	0	0	5		
34	KITCHENS, Drew	*	1-3	0-1	0-2	1	1	2	0	2	0	0	0	0	7		
41	BARTON, Jordan	*	0-0	0-0	1-5	1	1	2	0	1	0	0	0	0	7		
45	SEMPLER, Jordan	*	2-6	1-1	5-6	3	4	7	5	10	1	0	2	1	21		
	Team					2	1	3	4								
	<b>Totals</b>		<b>19-47</b>	<b>8-23</b>	<b>16-27</b>	<b>9</b>	<b>26</b>	<b>35</b>	<b>16</b>	<b>62</b>	<b>10</b>	<b>9</b>	<b>3</b>	<b>2</b>	<b>200</b>		

FG % 1st Half: 13-28 46.4% 2nd half: 6-19 31.6% Game: 19-47 40.4% Deadball Rebounds 5  
 3FG % 1st Half: 3-11 27.3% 2nd half: 5-12 41.7% Game: 8-23 34.8%  
 FT % 1st Half: 1-8 12.5% 2nd half: 15-19 78.9% Game: 16-27 59.3%

### UC San Diego 65 • 3-7, 2-5 CCAA

#	Player	Total			3-Ptr			Rebounds			PF	TP	A	TO	Blk	Stl	Min
		FG	FGA	FT	FTA	Off	Def	Tot	Off	Def							
10	McCANN, James	*	6-12	1-3	8-11	0	4	4	4	21	2	0	0	3	34		
12	McGRATH, Tyler	*	9-15	2-5	4-4	1	9	10	2	24	2	1	2	1	35		
14	DYER, Drew	*	3-5	1-3	2-2	0	2	2	1	9	1	0	0	1	35		
25	PETERS, Ryan	*	0-0	0-0	0-0	0	1	1	3	0	0	0	1	0	9		
30	PORTER, Colin	*	0-0	0-0	0-0	0	0	0	0	0	0	0	0	0	0		
11	McCULLOUGH, MacKen	*	2-5	0-3	0-0	0	0	0	3	4	0	1	1	0	21		
13	BAILEY, Matt	*	1-2	0-0	1-1	0	1	2	3	0	1	0	0	0	6		
20	BRUE, Justin	*	0-2	0-1	0-0	0	0	0	3								

# 2012-13 BOX SCORES

## Official Basketball Box Score -- Game Totals -- Final Statistics UC San Diego vs Cal St. Monterey Bay 01/18/13 7:30 p.m. at Seaside, CA (The Kelp Bed)

### UC San Diego 63 • 4-8, 3-6 CCAA

#	Player	Total			3-Ptr			Rebounds			PF	TP	A	TO	Blk	Stl	Min
		FG	FGA	FT	FTA	Off	Def	Tot									
11	McCULLOUGH, MacKen	f	1-1	0-0	0-0	0	0	0	3	2	0	4	1	2	25		
14	DYER, Drew	f	2-6	2-5	1-1	2	6	8	2	7	0	1	2	1	29		
30	PORTER, Colin	c	2-4	0-0	1-4	3	4	7	2	5	1	1	0	0	38		
10	McCANN, James	g	4-13	2-7	6-6	0	1	1	2	16	3	3	0	1	28		
25	PETERS, Ryan	g	2-4	0-2	2-3	0	4	0	6	0	0	0	0	0	11		
12	McGRATH, Tyler	g	5-11	4-8	6-6	0	4	4	3	20	2	0	0	1	30		
13	BAILEY, Matt	g	1-2	1-1	0-0	0	0	0	3	0	1	0	0	11			
22	BLANCHARD, Brandon	g	0-0	0-0	0-0	0	1	1	2	0	0	1	0	0	3		
23	WALKER, Hunter	g	2-6	0-4	0-0	0	1	1	4	1	0	1	0	0	25		
Team					2		3		5								
Totals			19-47	9-27	16-20	7	24	31	15	63	7	11	4	5	200		

FG % 1st Half: 12-28 42.9% 2nd half: 7-19 36.8% Game: 19-47 40.4%  
 3FG % 1st Half: 6-17 35.3% 2nd half: 3-10 30.0% Game: 9-27 33.3%  
 FT % 1st Half: 9-11 81.8% 2nd half: 7-9 77.8% Game: 16-20 80.0%

### Cal St. Monterey Bay 58 • 7-9, 3-6 CCAA

#	Player	Total			3-Ptr			Rebounds			PF	TP	A	TO	Blk	Stl	Min
		FG	FGA	FT	FTA	Off	Def	Tot									
05	FERTIG, Alex	f	6-13	0-3	0-2	2	2	4	5	12	0	1	0	1	28		
23	LOUSTALE, Kevin	f	5-6	0-0	0-1	5	3	8	4	10	0	3	0	1	30		
40	GALLOP, Kris	c	2-3	0-0	2-3	1	5	6	2	6	0	1	1	0	25		
03	COLE, Brandon	g	0-3	0-3	0-0	1	0	1	2	0	0	0	0	0	20		
04	WARD, Brandon	g	7-12	0-2	4-7	0	1	3	18	3	1	0	0	0	33		
01	ROGERS, Dammond	g	0-3	0-2	0-0	1	2	3	0	0	2	1	0	0	19		
02	ANDERSON, Derrick	g	2-5	0-0	2-2	0	5	3	6	1	0	0	0	0	21		
31	BALL, Julian	g	2-6	0-2	0-0	0	0	0	4	0	1	0	2	15			
32	THOMAS, James	g	0-1	0-1	0-0	0	0	0	0	0	1	0	1	4			
33	ALBERT, James	g	0-1	0-1	2-2	0	0	0	1	2	0	1	0	0	5		
Team					1		3		4								
Totals			24-53	0-14	10-17	11	21	32	20	58	6	10	1	5	200		

FG % 1st Half: 13-28 46.4% 2nd half: 11-25 44.0% Game: 24-53 45.3%  
 3FG % 1st Half: 0-8 0.0% 2nd half: 0-6 0.0% Game: 0-14 0.0%  
 FT % 1st Half: 5-6 83.3% 2nd half: 5-11 45.5% Game: 10-17 58.8%

Officials: Courtney Holmes, Kevin Long, Johnny Harrington  
 Technical fouls: UC San Diego-DYER, Drew. Cal St. Monterey Bay-ANDERSON, Derrick.  
 Attendance: 323

Score by periods	1st	2nd	Total
UC San Diego	39	24	63
Cal St. Monterey Bay	31	27	58

Last FG - UCSDM 2nd-05:20, CSUMB 2nd-00:09.  
 Largest lead - UCSDM by 10 1st-00:33, CSUMB by 12 1st-08:14.

Score tied - 1 time.  
 Lead changed - 5 times.

## Official Basketball Box Score -- Game Totals -- Final Statistics UC San Diego vs Cal State East Bay 01/19/13 7:30 PM at Hayward, CA (Pioneer Gym)

### UC San Diego 69 • 5-8, 4-6 CCAA

#	Player	Total			3-Ptr			Rebounds			PF	TP	A	TO	Blk	Stl	Min
		FG	FGA	FT	FTA	Off	Def	Tot									
10	McCANN, James	*	2-11	0-3	0-0	2	5	7	1	4	5	4	0	0	32		
11	McCULLOUGH, MacKen	*	3-6	2-4	2-2	2	4	6	1	10	1	0	2	0	28		
14	DYER, Drew	*	12-15	6-6	0-1	1	6	7	3	30	2	0	1	1	31		
25	PETERS, Ryan	*	2-2	1-1	2-2	0	1	1	3	7	1	3	0	0	17		
30	PORTER, Colin	*	2-2	0-0	0-2	2	6	8	1	4	1	0	1	3	34		
12	McGRATH, Tyler	g	4-12	1-5	1-3	0	1	1	3	10	1	2	0	0	29		
13	BAILEY, Matt	g	1-2	0-0	1-1	0	1	1	1	3	2	0	0	0	8		
22	BLANCHARD, Brandon	g	0-1	0-0	0-0	0	2	2	0	0	0	0	0	0	5		
23	WALKER, Hunter	g	0-2	0-2	1-2	0	0	0	1	1	1	2	0	0	16		
Team					1		2		2								
Totals			26-53	10-21	7-13	8	27	35	14	69	14	11	4	4	200		

FG % 1st Half: 13-28 46.4% 2nd half: 13-25 52.0% Game: 26-53 49.1%  
 3FG % 1st Half: 7-13 53.8% 2nd half: 3-8 37.5% Game: 10-21 47.6%  
 FT % 1st Half: 2-4 50.0% 2nd half: 5-9 55.6% Game: 7-13 53.8%

### Cal State East Bay 60 • 5-9, 4-6 CCAA

#	Player	Total			3-Ptr			Rebounds			PF	TP	A	TO	Blk	Stl	Min
		FG	FGA	FT	FTA	Off	Def	Tot									
05	WHITFIELD, Jacari	*	5-10	2-7	2-2	1	2	3	1	14	4	3	0	0	33		
13	SMITH, Jason	*	0-3	0-1	0-0	0	1	1	0	1	1	0	1	0	30		
22	KINDRED, Gabe	*	6-10	0-0	8-8	2	6	8	2	20	3	0	0	2	35		
35	MARSHALL, Nick	*	6-15	0-2	3-4	2	4	6	0	15	1	1	1	1	31		
44	TURNER, Jurrell	*	0-4	0-0	3-4	0	2	2	2	3	0	0	0	0	21		
03	BRITTSCHGI, Spencer	g	1-2	1-2	0-0	0	0	0	0	2	3	0	0	0	7		
23	OKUNGBOWA, Ota	g	1-3	0-1	1-3	0	2	2	0	3	0	1	0	1	13		
24	CAPELLINO, Vincent	g	0-1	0-0	0-0	1	0	1	0	1	0	0	0	0	9		
25	FARR II, Kenneth	g	0-0	0-0	0-0	0	0	0	0	0	1	0	0	0	1		
33	HEBEERAND, Ryan	g	1-3	0-0	0-0	1	5	6	1	2	1	0	0	0	20		
Team					1		1		1								
Totals			20-51	3-13	17-21	8	22	30	11	60	10	6	1	4	200		

FG % 1st Half: 7-27 25.9% 2nd half: 13-24 54.2% Game: 20-51 39.2%  
 3FG % 1st Half: 2-7 28.6% 2nd half: 1-6 16.7% Game: 3-13 23.1%  
 FT % 1st Half: 4-6 66.7% 2nd half: 13-15 86.7% Game: 17-21 81.0%

Officials: Aaron Broadway, Ken Snell, Maurice Brazelton  
 Technical fouls: UC San Diego-None. Cal State East Bay-None.  
 Attendance: 237

Score by periods	1st	2nd	Total
UC San Diego	35	34	69
Cal State East Bay	20	40	60

Last FG - UCSDM 2nd-00:52, CSUEB 2nd-00:02.  
 Largest lead - UCSDM by 18 2nd-17:11, CSUEB None.

Points	In	Off	2nd	Fast	Bench
UCSDM	Paint	T/O	Chance	Break	
UCSDM	35	4	8	3	14
CSUEB	4	11	4	0	8

Score tied - 1 time.  
 Lead changed - 0 times.

## Official Basketball Box Score -- Game Totals -- Final Statistics UC San Diego vs SF State 01/25/13 7:30 pm at San Francisco, CA (The Swamp)

### UC San Diego 55 • 5-9, 4-7 (CCAA)

#	Player	Total			3-Ptr			Rebounds			PF	TP	A	TO	Blk	Stl	Min
		FG	FGA	FT	FTA	Off	Def	Tot									
10	McCANN, James	*	2-7	1-3	2-3	0	2	2	1	7	3	4	0	0	30		
12	McGRATH, Tyler	*	5-14	3-10	2-2	0	5	5	2	15	2	3	0	0	34		
14	DYER, Drew	*	2-8	1-6	0-2	3	2	5	2	5	1	0	0	1	30		
25	PETERS, Ryan	*	2-4	0-2	0-0	0	0	0	2	4	3	1	0	0	19		
30	PORTER, Colin	*	3-4	0-0	1-1	2	1	3	2	7	0	1	0	0	26		
11	McCULLOUGH, MacKen	g	0-0	0-0	0-0	0	0	0	0	0	2	0	0	0	13		
13	BAILEY, Matt	g	0-1	0-0	0-0	0	0	0	0	3	1	0	0	8			
20	BRUE, Justin	g	2-5	0-0	0-2	1	2	3	2	4	0	0	0	0	20		
23	WALKER, Hunter	g	4-7	3-5	2-2	0	1	1	3	13	2	0	0	1	17		
33	McMILLAN, Zach	g	0-0	0-0	0-0	0	0	0	0	0	0	0	0	0	3		
Team					2		1		3								
Totals			20-50	8-26	7-12	8	14	22	14	55	14	14	0	2	200		

FG % 1st Half: 11-26 42.3% 2nd half: 9-24 37.5% Game: 20-50 40.0%  
 3FG % 1st Half: 5-15 33.3% 2nd half: 3-11 27.3% Game: 8-26 30.8%  
 FT % 1st Half: 2-3 66.7% 2nd half: 5-9 55.6% Game: 7-12 58.3%

### SF State 70 • 9-6, 7-4 (CCAA)

#	Player	Total			3-Ptr			Rebounds			PF	TP	A	TO	Blk	Stl	Min
		FG	FGA	FT	FTA	Off	Def	Tot									
03	DEMMIN, Winston	*	4-6	0-1	2-4	1	3	4	3	10	0	0	1	0	15		
10	OTIONO, Calvin	*	7-10	2-3	5-6	1	1	2	1	21	5	0	0	1	32		
15	OVERTON, Jr., William	*	9-12	3-4	3-3	2	4	2	24	2	3	0	2	32			
32	WHITE, Decensae	*	2-6	0-0	2-2	4	6	10	0	6	1	7	0	0	33		
54	TATUM, Brandon	*	3-3	0-0	0-0	1	5	6	2	6	1	0	2	1	30		
05	JONES, Andre	g	0-0	0-0	0-0	0	0	0	1	0	0	0	0	0	1		
12	HERNDON, Robbie	g	0-3	0-1	0-0	1	2	3	2	0	1	0	0	0	18		
24	AUSTRIA, Alli	g	0-2	0-2	0-0	0											

# 2012-13 BOX SCORES

## Official Basketball Box Score -- Game Totals -- Final Statistics UC San Diego vs CS Dominguez Hills 02/01/13 7:30 PM at Carson, CA (Torodome)

### UC San Diego 69 • 7-9, 6-7 CCAA

#	Player	Total			3-Ptr			Rebounds			PF	TP	A	TO	Blk	Stl	Min
		FG	FGA	FT	FTA	Off	Def	Tot									
10	McCANN, James	* 3-6	2-4	8-8	1	5	6	2	16	3	4	0	0	0	0	30	
12	McGRATH, Tyler	* 3-9	2-8	2-2	1	2	3	2	10	2	0	1	0	0	28		
14	DYER, Drew	* 3-9	1-3	3-5	2	3	5	1	10	2	2	1	0	1	28		
25	PETERS, Ryan	* 1-2	1-2	0-0	1	1	2	1	3	3	2	1	0	1	36		
30	PORTER, Colin	* 5-7	0-0	2-2	6	4	10	0	12	1	2	1	0	0	23		
11	McCULLOUGH, MacKen	0-2	0-2	0-0	0	0	0	0	0	0	0	0	0	0	6		
13	BAILEY, Matt	1-3	1-1	0-0	0	0	0	2	3	0	1	0	0	0	10		
20	BRUE, Justin	5-9	0-0	5-8	1	9	10	2	15	0	1	2	0	0	28		
23	WALKER, Hunter	0-1	0-1	0-0	0	0	0	2	0	0	1	0	0	0	11		
Team					1	2	3										
Totals		21-48	7-21	20-25	13	26	39	12	69	11	14	5	2	0	200		

FG % 1st Half: 10-26 38.5% 2nd half: 11-22 50.0% Game: 21-48 43.8%  
 3FG % 1st Half: 1-9 11.1% 2nd half: 6-12 50.0% Game: 7-21 33.3%  
 FT % 1st Half: 9-12 75.0% 2nd half: 11-13 84.6% Game: 20-25 80.0%

### CS Dominguez Hills 62 • 10-10, 6-7 CCAA

#	Player	Total			3-Ptr			Rebounds			PF	TP	A	TO	Blk	Stl	Min
		FG	FGA	FT	FTA	Off	Def	Tot									
10	DALEY, Jason	* 1-3	0-0	0-0	1	2	3	4	2	3	0	0	0	0	13		
11	GREEN, Myron	* 4-9	1-2	4-8	1	2	3	2	13	2	3	2	0	0	33		
20	NEAL, Steffon	* 3-7	1-2	0-0	1	1	2	4	7	0	0	1	1	1	25		
22	CRUMP, Givon	* 2-6	1-1	0-0	0	4	4	0	5	0	0	0	2	2	23		
24	WILLIAMS, Pierson	* 0-0	0-0	0-0	0	0	0	1	0	0	0	0	0	0	7		
01	STRAUTHER, Alex	3-7	2-3	0-2	0	3	3	3	8	5	2	0	2	1	19		
04	CAIN, Matt	0-0	0-0	0-0	0	1	1	2	0	2	1	0	0	0	20		
12	GEARY, Deon	4-5	3-3	0-0	0	1	1	1	11	0	0	0	0	0	16		
21	WILLIAMS, Ramon	1-5	0-1	2-2	0	1	1	4	0	1	1	1	1	1	17		
33	DELAROSA, Ricardo	2-6	0-0	0-0	1	1	2	1	4	0	1	0	0	0	16		
34	JEFFERSON, Ryan	2-2	2-2	2-2	0	0	0	2	8	1	2	1	0	1	11		
Team					1	1	2										
Totals		22-50	10-14	8-14	5	17	22	21	62	13	10	5	6	2	200		

FG % 1st Half: 11-25 44.0% 2nd half: 11-25 44.0% Game: 22-50 44.0%  
 3FG % 1st Half: 4-6 66.7% 2nd half: 6-8 75.0% Game: 10-14 71.4%  
 FT % 1st Half: 6-10 60.0% 2nd half: 2-4 50.0% Game: 8-14 57.1%

Officials: Michael DODSON, Eddie SHANNON, Joe WARD-WALLACE  
 Technical fouls: UC San Diego-None. CS Dominguez Hills-None.  
 Attendance: 245

Score by periods	1st	2nd	Total
UC San Diego	30	39	69
CS Dominguez Hills	32	30	62

Points	In	Off	2nd	Fast	Bench
UCSDM	12	10	15	2	18
CSUDH	12	16	6	2	35

Last FG - UCSDM 2nd-01:02, CSUDH 2nd-00:08.  
 Largest lead - UCSDM by 11 2nd-11:31, CSUDH by 5 1st-10:04.

Score tied - 6 times.  
 Lead changed - 7 times.

## Official Basketball Box Score -- Game Totals -- Final Statistics UC San Diego vs Cal State L.A. 02/02/13 7:30 PM at Los Angeles, CA (Eagles Nest)

### UC San Diego 50 • 8-9, 7-7 CCAA

#	Player	Total			3-Ptr			Rebounds			PF	TP	A	TO	Blk	Stl	Min
		FG	FGA	FT	FTA	Off	Def	Tot									
10	McCANN, James	* 3-9	0-1	0-0	0	3	3	1	6	2	2	0	1	31			
12	McGRATH, Tyler	* 4-9	2-4	2-2	0	3	3	1	12	1	0	0	1	35			
14	DYER, Drew	* 1-5	0-3	2-2	0	3	3	4	4	0	0	0	0	23			
25	PETERS, Ryan	* 1-6	0-2	0-0	0	5	5	2	2	4	1	0	0	25			
30	PORTER, Colin	* 3-6	0-0	2-4	4	5	9	0	8	1	2	0	1	35			
13	BAILEY, Matt	0-0	0-0	0-0	1	1	2	0	0	2	1	0	0	8			
20	BRUE, Justin	2-8	0-0	0-0	0	2	2	3	4	0	1	0	0	22			
23	WALKER, Hunter	4-6	3-5	3-4	0	1	1	2	14	1	0	1	1	21			
Team					2	3	5										
Totals		18-49	5-15	9-12	7	26	33	13	50	11	7	1	4	200			

FG % 1st Half: 7-26 26.9% 2nd half: 11-23 47.8% Game: 18-49 36.7%  
 3FG % 1st Half: 2-8 25.0% 2nd half: 3-7 42.9% Game: 5-15 33.3%  
 FT % 1st Half: 0-0 0.0% 2nd half: 9-12 75.0% Game: 9-12 75.0%

### Cal State L.A. 34 • 10-8, 7-7 CCAA

#	Player	Total			3-Ptr			Rebounds			PF	TP	A	TO	Blk	Stl	Min
		FG	FGA	FT	FTA	Off	Def	Tot									
01	MUNZON, Joshua	* 2-9	1-6	0-0	1	5	6	2	5	1	3	0	2	33			
03	TILLMAN, James	* 0-6	0-2	5-6	1	1	2	2	5	1	3	0	0	33			
10	SINGER, Solomon	* 3-13	0-3	2-6	6	4	10	3	8	1	1	0	1	31			
23	RICHARD, Jordan	* 0-3	0-0	0-0	1	7	8	2	0	0	2	4	1	33			
40	CAMPER, Julian	* 3-4	0-0	5-10	5	3	8	0	11	0	2	0	0	22			
04	DANIELS, Austin	0-1	0-0	0-0	0	0	0	0	0	0	0	0	0	2			
11	TRIMBLE, Willie	2-11	0-3	1-2	1	1	2	2	5	0	0	0	0	28			
15	WATKINS, Quinton	0-1	0-1	0-0	0	1	1	0	0	0	0	0	0	4			
20	WILSON, Marc	0-3	0-1	0-0	2	0	2	2	0	0	2	0	0	6			
21	ALCALA, Cheyanne	0-0	0-0	0-0	1	1	2	1	0	0	0	0	0	8			
Team					2	3	5										
Totals		10-51	1-16	13-24	20	26	46	14	34	3	14	4	4	200			

FG % 1st Half: 4-24 16.7% 2nd half: 6-27 22.2% Game: 10-51 19.6%  
 3FG % 1st Half: 0-7 0.0% 2nd half: 1-9 11.1% Game: 1-16 6.3%  
 FT % 1st Half: 2-4 50.0% 2nd half: 11-20 55.0% Game: 13-24 54.2%

Officials: Michael Dodson, Bill Denton, Juan Corral  
 Technical fouls: UC San Diego-None. Cal State L.A.-None.  
 Attendance: 489

Score by periods	1st	2nd	Total
UC San Diego	16	34	50
Cal State L.A.	10	24	34

Points	In	Off	2nd	Fast	Bench
UCSDM	18	15	4	0	18
CSULA	16	8	10	0	5

Last FG - UCSDM 2nd-01:57, CSULA 2nd-05:07.  
 Largest lead - UCSDM by 16 2nd-01:36, CSULA by 4 1st-13:21.

Score tied - 2 times.  
 Lead changed - 1 time.

## Official Basketball Box Score -- Game Totals -- Final Statistics Humboldt State vs UC San Diego 02/08/13 7:30 pm at La Jolla, CA (RIMAC Arena)

### Humboldt State 60 • 9-10, 5-10 CCAA

#	Player	Total			3-Ptr			Rebounds			PF	TP	A	TO	Blk	Stl	Min
		FG	FGA	FT	FTA	Off	Def	Tot									
02	ROBINSON, Deaundray	* 4-6	0-1	2-3	3	1	4	3	10	0	1	0	3	32			
22	KALE, Cody	* 2-3	0-0	0-0	0	1	1	3	4	1	2	0	0	9			
24	BRYAN, Austin	* 4-13	1-4	5-6	0	4	4	4	14	0	2	0	2	32			
32	TURPIN, Darren	* 1-7	0-2	4-6	1	0	1	3	6	0	0	0	1	20			
55	McCONNELL, Brett	* 1-2	0-0	1-1	0	2	2	3	0	1	0	0	0	16			
03	WOODS, Brandon	0-0	0-0	0-0	0	0	0	0	0	0	0	0	0	4			
04	BROWN, Rakim	5-8	3-5	2-6	2	4	6	1	15	1	0	1	1	27			
12	BROWN, Tyler	0-0	0-0	0-0	0	0	0	0	0	0	0	0	0	6			
13	DILLARD, Ethan	0-3	0-2	0-0	0	0	0	2	0	0	1	0	0	11			
15	HENTLEY, Nathan	0-0	0-0	0-0	1	1	2	1	0	0	2	0	0	8			
23	PENDER, Chris	1-3	1-1	0-0	0	1	1	1	3	0	0	1	0	18			
34	WITZEL, Thomas	1-6	0-2	1-2	1	3	4	1	3	0	1	0	0	13			
44	LESLIE, Greg	0-1	0-0	2-2	1	0	1	0	2	0	0	0	0	4			
Team					4	3	7										
Totals		19-52	5-17	17-26	13	20	33	21	60	2	10	2	7	200			

FG % 1st Half: 9-23 39.1% 2nd half: 10-29 34.5% Game: 19-52 36.5%  
 3FG % 1st Half: 3-8 37.5% 2nd half: 2-9 22.2% Game: 5-17 29.4%  
 FT % 1st Half: 8-13 61.5% 2nd half: 9-13 69.2% Game: 17-26 65.4%

### UC San Diego 71 • 9-9, 8-7 CCAA

#	Player	Total			3-Ptr			Rebounds			PF	TP	A	TO	Blk	Stl	Min
		FG	FGA	FT	FTA	Off	Def	Tot									
10	McCANN, James	* 6-10	1-2	4-5	0	3	3	1	17	6	3	0	0	34			
12	McGRATH, Tyler	* 4-14	1-4	9-11	4	3	7	2	18	2	1	1	1	34			
14	DYER, Drew	* 3-7	2-5	2-2	1	4	5	10	0	3	0	0	0	24			
25	PETERS, Ryan	* 6-7	0-1	2-3	0	3	3	2	14	0	1	0	1</				

# 2012-13 BOX SCORES

**Official Basketball Box Score -- Game Totals -- Final Statistics**  
**UC San Diego vs CSU Stanislaus**  
**02/15/13 7:40 p.m. at Turlock, CA (Fitzpatrick Arena)**

**UC San Diego 57 • 9-11, 8-9 CCAA**

##	Player	Total		3-Ptr		Rebounds			PF	TP	A	TO	Blk	Stl	Min
		FG-FGA	FT-FTA	FG-FGA	FT-FTA	Off	Def	Tot							
10	McCANN, James	* 5-12	2-4	0-0	0	5	5	1	12	6	4	0	1	23	
12	McGRATH, Tyler	* 0-2	0-1	5-5	0	4	4	5	5	0	0	1	1	32	
14	DYER, Drew	* 3-9	1-3	1-1	3	3	6	4	8	1	2	0	1	28	
25	PETERS, Ryan	* 2-5	0-2	0-0	0	0	0	1	4	1	1	0	1	18	
30	PORTER, Colin	* 1-2	0-0	0-0	1	5	6	1	2	1	1	0	0	29	
11	McCULLOUGH, MacKen	* 1-4	0-2	0-0	0	1	1	1	2	2	0	1	0	14	
13	BAILEY, Matt	* 0-1	0-0	0-0	0	1	1	0	0	0	1	0	0	17	
20	BRUE, Justin	* 9-11	0-0	0-1	1	2	3	3	18	0	0	1	1	23	
23	WALKER, Hunter	* 3-7	0-2	0-0	1	0	1	0	6	0	0	0	0	16	
	Team				0	0	0								
	<b>Totals</b>	<b>24-53</b>	<b>3-14</b>	<b>6-7</b>	<b>6</b>	<b>21</b>	<b>27</b>	<b>16</b>	<b>57</b>	<b>11</b>	<b>9</b>	<b>3</b>	<b>5</b>	<b>200</b>	

FG % 1st Half: 10-24 41.7% 2nd half: 14-29 48.3% Game: 24-53 45.3% Deadball Rebounds 1  
 3FG % 1st Half: 0-4 0.0% 2nd half: 3-10 30.0% Game: 3-14 21.4%  
 FT % 1st Half: 4-4 100.0 2nd half: 2-3 66.7% Game: 6-7 85.7%

**CSU Stanislaus 72 • 8-13, 5-12 CCAA**

##	Player	Total		3-Ptr		Rebounds			PF	TP	A	TO	Blk	Stl	Min
		FG-FGA	FT-FTA	FG-FGA	FT-FTA	Off	Def	Tot							
12	MARCUS, Sam	* 2-3	0-1	0-0	0	2	2	0	4	3	4	0	1	24	
13	BELL, Taylor	* 5-12	3-7	3-3	2	0	2	1	16	2	1	0	0	29	
15	WALTERS, Marcus	* 1-3	1-3	1-2	0	2	2	1	4	1	1	0	0	24	
32	MITCHELL, Ray	* 3-4	3-4	0-0	0	1	1	1	9	0	0	0	1	19	
34	HODGE, Nick	* 6-8	0-0	1-2	0	8	8	2	13	0	0	2	0	28	
01	MASHINCHI, Kenny	* 0-0	0-0	0-0	0	0	0	0	0	0	0	0	0	1	
02	DeBLASE, Zeke	* 4-7	1-1	2-4	0	1	1	2	11	0	1	0	0	24	
03	TREMELLING, Clinton	* 1-3	1-3	0-0	0	2	2	0	3	2	0	0	0	19	
05	PULLUM, Marcellus	* 4-5	3-4	0-0	1	4	5	0	11	0	1	0	1	19	
21	RANDHAWA, Amarpree	* 0-0	0-0	0-0	0	0	0	0	0	0	0	0	0	1	
23	BARTOLE, Wes	* 0-3	0-0	0-0	1	1	2	1	0	0	0	0	0	11	
25	CARLSON, Alek	* 0-1	0-0	1-2	0	1	1	0	1	0	0	0	0	1	
	Team				1	1	2								
	<b>Totals</b>	<b>26-49</b>	<b>12-23</b>	<b>8-13</b>	<b>5</b>	<b>23</b>	<b>28</b>	<b>8</b>	<b>72</b>	<b>8</b>	<b>9</b>	<b>2</b>	<b>3</b>	<b>200</b>	

FG % 1st Half: 11-27 40.7% 2nd half: 15-22 68.2% Game: 26-49 53.1% Deadball Rebounds 2  
 3FG % 1st Half: 7-14 50.0% 2nd half: 5-9 55.6% Game: 12-23 52.2%  
 FT % 1st Half: 0-1 0.0% 2nd half: 8-12 66.7% Game: 8-13 61.5%

Officials: Edward Page, Jon Gilliam, David Cooley  
 Technical fouls: UC San Diego-McGRATH, Tyler. CSU Stanislaus-DeBLASE, Zeke.  
 Attendance: 1412

Score by periods	1st	2nd	Total
UC San Diego	24	33	57
CSU Stanislaus	29	43	72

Last FG - UCSDM 2nd-00:34, CSUS 2nd-01:45.  
 Largest lead - UCSDM by 6 1st-13:20, CSUS by 17 2nd-00:44.

Points	In	Off	2nd	Fast	Bench
UCSDM	36	10	7	0	26
CSUS	16	9	8	0	26

Score tied - 2 times.  
 Lead changed - 9 times.

**Official Basketball Box Score -- Game Totals -- Final Statistics**  
**UC San Diego vs Chico State**  
**02/16/13 7:30 p.m. at Chico, CA (Acker Gymnasium)**

**UC San Diego 61 • 9-12, 8-10 CCAA**

##	Player	Total		3-Ptr		Rebounds			PF	TP	A	TO	Blk	Stl	Min
		FG-FGA	FT-FTA	FG-FGA	FT-FTA	Off	Def	Tot							
10	McCANN, James	* 5-11	1-2	5-5	0	1	1	2	16	6	3	0	0	29	
12	McGRATH, Tyler	* 4-13	1-6	3-3	1	3	4	4	12	1	1	0	1	30	
14	DYER, Drew	* 7-14	1-3	2-2	6	4	10	3	17	0	1	0	1	25	
25	PETERS, Ryan	* 2-2	1-1	0-0	0	2	2	4	5	1	0	0	0	28	
30	PORTER, Colin	* 0-4	0-0	0-0	3	5	8	2	0	0	3	0	0	30	
11	McCULLOUGH, MacKen	* 1-3	0-0	0-0	1	1	2	1	2	1	0	0	0	14	
13	BAILEY, Matt	* 0-4	0-0	0-0	0	2	2	1	0	1	0	0	0	10	
20	BRUE, Justin	* 2-5	0-0	1-2	5	3	8	4	5	1	1	1	0	22	
23	WALKER, Hunter	* 2-5	0-2	0-1	0	1	1	0	4	0	1	1	2	12	
	Team				1	2	3								
	<b>Totals</b>	<b>23-61</b>	<b>4-14</b>	<b>11-13</b>	<b>17</b>	<b>24</b>	<b>41</b>	<b>21</b>	<b>61</b>	<b>11</b>	<b>10</b>	<b>2</b>	<b>4</b>	<b>200</b>	

FG % 1st Half: 11-35 31.4% 2nd half: 12-26 46.2% Game: 23-61 37.7% Deadball Rebounds 0  
 3FG % 1st Half: 1-8 12.5% 2nd half: 3-6 50.0% Game: 4-14 28.6%  
 FT % 1st Half: 2-3 66.7% 2nd half: 9-10 90.0% Game: 11-13 84.6%

**Chico State 64 • 13-9, 10-8 CCAA**

##	Player	Total		3-Ptr		Rebounds			PF	TP	A	TO	Blk	Stl	Min
		FG-FGA	FT-FTA	FG-FGA	FT-FTA	Off	Def	Tot							
05	SIMS, Damario	* 5-11	4-8	0-0	1	2	3	2	14	4	1	0	1	29	
15	CARRAWAY, Amir	* 0-4	0-0	0-0	0	5	5	2	0	1	4	0	1	30	
20	PARK, Sean	* 2-5	1-3	5-6	1	3	4	0	10	1	1	0	0	27	
44	CONRAD, Jason	* 2-6	0-0	3-4	2	3	5	3	7	1	1	1	1	22	
45	SEMPLE, Jordan	* 4-7	1-2	1-1	1	2	3	4	10	3	1	3	1	24	
02	LOVISOLO, Jake	* 0-0	0-0	0-0	0	1	1	0	0	0	0	1	0	0+	
11	PARKER, Rashad	* 3-10	1-4	3-3	1	4	5	0	10	2	0	0	0	29	
22	STANILAND, James	* 0-0	0-0	0-0	0	1	1	0	0	0	0	0	0	3	
31	ROSAROSO, Mike	* 3-6	3-4	0-0	0	1	1	2	9	1	0	0	0	18	
34	KITCHENS, Drew	* 0-0	0-0	0-0	0	0	0	0	0	0	0	0	0	3	
41	BARTON, Jordan	* 1-3	0-0	2-4	4	1	5	4	4	0	2	1	1	15	
	Team				1	0	1								
	<b>Totals</b>	<b>20-52</b>	<b>10-21</b>	<b>14-18</b>	<b>11</b>	<b>23</b>	<b>34</b>	<b>17</b>	<b>64</b>	<b>13</b>	<b>10</b>	<b>6</b>	<b>5</b>	<b>200</b>	

FG % 1st Half: 9-25 36.0% 2nd half: 11-27 40.7% Game: 20-52 38.5% Deadball Rebounds 1  
 3FG % 1st Half: 4-6 66.7% 2nd half: 6-15 40.0% Game: 10-21 47.6%  
 FT % 1st Half: 7-9 77.8% 2nd half: 7-9 77.8% Game: 14-18 77.8%

Officials: Denny George, Jimmie Rodgers, Greg Puccianni  
 Technical fouls: UC San Diego-None. Chico State-None.  
 Attendance: 1182  
 UC San Diego, down 3 with 0.3 seconds left, threw it in to James McCann who buried a three-quarters court shot that was originally ruled good. But after the officials convened, they ruled it no good. Chico State has now won 7 straight home games.

Score by periods	1st	2nd	Total
UC San Diego	25	36	61
Chico State	29	35	64

Points	In	Off	2nd	Fast	Bench
UCSDM	30	8	16	0	11
CSUC	16	15	13	4	23

Last FG - UCSDM 2nd-00:26, CSUC 2nd-00:01.  
 Largest lead - UCSDM by 5 1st-12:08, CSUC by 9 2nd-15:43.

Score tied - 11 times.  
 Lead changed - 9 times.

# CALIFORNIA COLLEGIATE ATHLETIC ASSOCIATION SEASON STATISTICS

<b>RECORD:</b>	<b>OVERALL</b>	<b>HOME</b>	<b>AWAY</b>	<b>NEUTRAL</b>
ALL GAMES	8-10	2-5	6-5	0-0
CONFERENCE	8-10	2-5	6-5	0-0
NON-CONFERENCE	0-0	0-0	0-0	0-0

#	Player	gp-gs	min	avg	Total		3-Point		F-Throw		Rebounds					pts	avg					
					fg-fga	fg%	3fg-fga	3fg%	ft-fa	ft%	off	def	tot	avg	pf			dq	a	to	blk	stl
12	McGRATH, Tyler	18-16	579	32.2	86-207	.415	36-101	.356	61-70	.871	10	57	67	3.7	52	1	28	20	5	15	269	14.9
10	McCANN, James	18-18	542	30.1	71-167	.425	19-57	.333	74-85	.871	6	52	58	3.2	37	1	74	59	0	13	235	13.1
14	DYER, Drew	18-18	489	27.2	61-140	.436	28-76	.368	16-22	.727	32	67	99	5.5	50	1	18	26	6	9	166	9.2
20	BRUE, Justin	13-5	309	23.8	56-106	.528	0-0	.000	12-21	.571	19	58	77	5.9	33	0	8	8	11	4	124	9.5
25	PETERS, Ryan	18-18	392	21.8	27-56	.482	8-26	.308	14-18	.778	6	23	29	1.6	27	0	24	28	2	4	76	4.2
23	WALKER, Hunter	17-0	227	13.4	27-72	.375	11-43	.256	6-9	.667	5	14	19	1.1	17	0	11	8	6	7	71	4.2
30	PORTER, Colin	18-13	420	23.3	26-51	.510	0-0	.000	8-21	.381	38	50	88	4.9	30	0	9	17	3	6	60	3.3
11	McCULLOUGH, MacK	16-2	285	17.8	20-56	.357	9-31	.290	6-7	.857	9	26	35	2.2	19	0	14	18	7	3	55	3.4
22	BLANCHARD, Brando	12-0	134	11.2	19-49	.388	4-20	.200	10-12	.833	10	21	31	2.6	19	0	2	6	2	0	52	4.3
13	BAILEY, Matt	18-0	166	9.2	8-27	.296	2-7	.286	4-4	1.000	2	15	17	0.9	16	0	27	13	0	3	22	1.2
33	McMILLAN, Zach	8-0	57	7.1	3-6	.500	0-0	.000	0-2	.000	3	12	15	1.9	10	0	1	5	1	0	6	0.8
Team											21	25	46				5					
Total.....		18	3600		404-937	.431	117-361	.324	211-271	.779	161	420	581	32.3	310	3	216	213	43	64	1136	63.1
Opponents.....		18	3600		409-915	.447	105-284	.370	237-354	.669	159	404	563	31.3	270	3	194	188	55	94	1160	64.4

<b>TEAM STATISTICS</b>	<b>UCSDM</b>	<b>OPP</b>	<b>Date</b>	<b>Opponent</b>	<b>Score</b>	<b>Att.</b>
SCORING	1136	1160	* 11/24/12	at CSU San Bernardino	L 82-90	332
Points per game	63.1	64.4	* 11/30/12	CAL STATE L.A.	L 54-61	209
Scoring margin	-1.3	-	* 12/01/12	CS DOMINGUEZ HILLS	L 57-58	185
FIELD GOALS-ATT	404-937	409-915	* 12/30/12	CSU SAN BERNARDINO	L 58-73	468
Field goal pct	.431	.447	* 01/03/13	at Cal Poly Pomona	L 51-52	741
3 POINT FG-ATT	117-361	105-284	* 01/05/13	at Humboldt State	w 72-69	1208
3-point FG pct	.324	.370	* 01/11/13	CHICO STATE	w 65-62	1791
3-pt FG made per game	6.5	5.8	* 01/12/13	CSU STANISLAUS	L 67-77	310
FREE THROWS-ATT	211-271	237-354	* 01/18/13	at Cal St. Monterey Bay	w 63-58	323
Free throw pct	.779	.669	* 01/19/13	at Cal State East Bay	w 69-60	237
F-Throws made per game	11.7	13.2	* 01/25/13	at SF State	L 55-70	323
REBOUNDS	581	563	* 01/26/13	at Sonoma State	w 85-65	402
Rebounds per game	32.3	31.3	* 02/01/13	at CS Dominguez Hills	w 69-62	245
Rebounding margin	+1.0	-	* 02/02/13	at Cal State L.A.	w 50-34	489
ASSISTS	216	194	* 02/08/13	HUMBOLDT STATE	w 71-60	3897
Assists per game	12.0	10.8	* 02/09/13	CAL POLY POMONA	L 50-73	691
TURNOVERS	213	188	* 02/15/13	at CSU Stanislaus	L 57-72	1412
Turnovers per game	11.8	10.4	* 02/16/13	at Chico State	L 61-64	1182
Turnover margin	-1.4	-				
Assist/turnover ratio	1.0	1.0				
STEALS	64	94				
Steals per game	3.6	5.2				
BLOCKS	43	55				
Blocks per game	2.4	3.1				
ATTENDANCE	7551	6894				
Home games-Avg/Game	7-1079	11-627				
Neutral site-Avg/Game	-	0-0				

1=Dixie State Classic  
 \*=CCAA game

<b>Score by Periods</b>	<b>1st</b>	<b>2nd</b>	<b>Totals</b>
UC San Diego	546	590	1136
Opponents	517	643	1160

## OVERALL SEASON STATISTICS

<b>RECORD:</b>	<b>OVERALL</b>	<b>HOME</b>	<b>AWAY</b>	<b>NEUTRAL</b>
ALL GAMES	9-12	2-6	6-6	1-0
CONFERENCE	8-10	2-5	6-5	0-0
NON-CONFERENCE	1-2	0-1	0-1	1-0

#	Player	gp-gs	min	avg	Total		3-Point		F-Throw		Rebounds				pf	dq	a	to	blk	stl	pts	avg
					fg-fga	fg%	3fg-fga	3fg%	ft-fta	ft%	off	def	tot	avg								
12	McGRATH, Tyler	21-19	676	32.2	101-244	.414	43-119	.361	76-87	.874	11	67	78	3.7	60	1	36	26	5	18	321	15.3
10	McCANN, James	21-21	624	29.7	82-197	.416	22-69	.319	82-98	.837	8	54	62	3.0	45	1	86	65	0	16	268	12.8
14	DYER, Drew	21-19	559	26.6	72-157	.459	32-85	.376	23-30	.767	35	79	114	5.4	62	2	19	31	6	10	199	9.5
20	BRUE, Justin	16-8	395	24.7	68-135	.504	0-0	.000	22-31	.710	26	74	100	6.3	43	0	13	14	14	5	158	9.9
25	PETERS, Ryan	21-21	480	22.9	33-71	.465	9-31	.290	15-25	.600	9	30	39	1.9	33	0	26	30	2	5	90	4.3
23	WALKER, Hunter	18-0	229	12.7	27-73	.370	11-44	.250	6-9	.667	6	14	20	1.1	18	0	11	8	6	7	71	3.9
11	McCULLOUGH, MacK	19-2	337	17.7	24-68	.353	10-36	.278	10-13	.769	12	34	46	2.4	24	0	16	21	10	3	68	3.6
22	BLANCHARD, Brando	15-2	173	11.5	26-66	.394	6-26	.231	10-12	.833	12	28	40	2.7	26	0	2	7	4	0	68	4.5
30	PORTER, Colin	21-13	461	22.0	28-54	.519	0-0	.000	9-24	.375	44	55	99	4.7	36	0	10	18	3	7	65	3.1
13	BAILEY, Matt	21-0	205	9.8	8-29	.276	2-7	.286	6-6	1.000	2	17	19	0.9	19	0	31	17	0	4	24	1.1
33	McMILLAN, Zach	9-0	61	6.8	3-6	.500	0-0	.000	0-2	.000	3	12	15	1.7	12	0	1	5	1	0	6	0.7
Team											24	30	54				6					
Total.....		21	4200		472-1100	.429	135-417	.324	259-337	.769	192	494	686	32.7	378	4	251	248	51	75	1338	63.7
Opponents.....		21	4200		479-1072	.447	119-326	.365	293-441	.664	188	478	666	31.7	327	5	228	221	66	112	1370	65.2

<b>TEAM STATISTICS</b>	<b>UCSDM</b>	<b>OPP</b>	<b>Date</b>	<b>Opponent</b>	<b>Score</b>	<b>Att.</b>
SCORING	1338	1370	1	11/09/12	at Dixie State	L 67-71 2343
Points per game	63.7	65.2	1	11/10/12	vs Fresno Pacific	W 83-74 0
Scoring margin	-1.5	-		11/17/12	GRAND CANYON	L 52-65 324
FIELD GOALS-ATT	472-1100	479-1072	*	11/24/12	at CSU San Bernardino	L 82-90 332
Field goal pct	.429	.447	*	11/30/12	CAL STATE L.A.	L 54-61 209
3 POINT FG-ATT	135-417	119-326	*	12/01/12	CS DOMINGUEZ HILLS	L 57-58 185
3-point FG pct	.324	.365	*	12/30/12	CSU SAN BERNARDINO	L 58-73 468
3-pt FG made per game	6.4	5.7	*	01/03/13	at Cal Poly Pomona	L 51-52 741
FREE THROWS-ATT	259-337	293-441	*	01/05/13	at Humboldt State	W 72-69 1208
Free throw pct	.769	.664	*	01/11/13	CHICO STATE	W 65-62 1791
F-Throws made per game	12.3	14.0	*	01/12/13	CSU STANISLAUS	L 67-77 310
REBOUNDS	686	666	*	01/18/13	at Cal St. Monterey Bay	W 63-58 323
Rebounds per game	32.7	31.7	*	01/19/13	at Cal State East Bay	W 69-60 237
Rebounding margin	+1.0	-	*	01/25/13	at SF State	L 55-70 323
ASSISTS	251	228	*	01/26/13	at Sonoma State	W 85-65 402
Assists per game	12.0	10.9	*	02/01/13	at CS Dominguez Hills	W 69-62 245
TURNOVERS	248	221	*	02/02/13	at Cal State L.A.	W 50-34 489
Turnovers per game	11.8	10.5	*	02/08/13	HUMBOLDT STATE	W 71-60 3897
Turnover margin	-1.3	-	*	02/09/13	CAL POLY POMONA	L 50-73 691
Assist/turnover ratio	1.0	1.0	*	02/15/13	at CSU Stanislaus	L 57-72 1412
STEALS	75	112	*	02/16/13	at Chico State	L 61-64 1182
Steals per game	3.6	5.3				
BLOCKS	51	66				
Blocks per game	2.4	3.1				
ATTENDANCE	7875	9237				
Home games-Avg/Game	8-984	12-770				
Neutral site-Avg/Game	-	1-0				

1=Dixie State Classic  
\*=CCAA game

<b>Score by Periods</b>	<b>1st</b>	<b>2nd</b>	<b>Totals</b>
UC San Diego	640	698	1338
Opponents	606	764	1370

# MEDIA ROSTER



**10**

James McCANN  
Jr. • Guard  
5-11 • 165  
Carlsbad, CA



**11**

MacKenzie McCULLOUGH  
Jr. • Guard/Forward  
6-4 • 195  
Sacramento, CA



**12**

Tyler McGRATH  
Sr. • Guard  
6-2 • 175  
Camarillo, CA



**13**

Matt BAILEY  
Jr. • Guard  
5-11 • 185  
Mission Viejo, CA



**14**

Drew DYER  
Fr. • Forward/Guard  
6-6 • 210  
Aurora, CO



**15**

Aleks LIPOVIC  
Fr. • Guard  
6-4 • 185  
Capistrano Beach, CA



**20**

Justin BRUE  
Sr. • Forward  
6-5 • 215  
Hayward, CA



**21**

Michael ROBINSON  
Redshirt Fr. • Guard  
6-3 • 210  
Riverside, CA



**22**

Brandon BLANCHARD  
So. • Center/Forward  
6-8 • 240  
Rancho Santa Margarita, CA



**23**

Hunter WALKER  
Fr. • Guard/Forward  
6-4 • 205  
Santa Maria, CA



**24**

Treavon FRANCIS  
Fr. • Guard  
6-4 • 205  
Covina, CA




**25**

Ryan PETERS  
Sr. • Guard  
6-4 • 205  
Santa Clarita, CA



**30**

Colin PORTER  
Sr. • Forward/Center  
6-6 • 230  
San Diego, CA



**33**

Zach McMILLAN  
Fr. • Center/Forward  
6-7 • 215  
Santa Monica, CA



Chris CARLSON  
Head Coach  
Sixth Season  
UC Santa Barbara '93



Eric OLEN  
Assistant Coach  
Ninth Season  
Spring Hill College '04



Gerred LINK  
Assistant Coach  
First Season  
Sonoma State '11