



2013 UC SAN DIEGO

Volleyball

Contact: Doga Gur • dgur@ucsd.edu • 650.353.0153

RESULTS/SCHEDULE

4-10 Overall/2-8 MPSF 3-3 Home/0-5 Away/1-2 Neutral

January

4	vs. #5 Lewis ¹	W, 3-2
4	vs. #6 UCLA ¹	L, 2-3
5	vs. #7 Long Beach State ¹	L, 2-3
10	#8 USC*	W, 3-0
12	#4 Pepperdine*	L, 0-3
17	#14 Cal Baptist*	W, 3-2
19	at #3 BYU*	L, 0-3
25	#9 Cal State Northridge*	L, 0-3
26	#7 Long Beach State*	L, 1-3
30	Princeton	W, 3-1

February

1	at #12 UC Santa Barbara*	L, 1-3
2	at #5 UCLA*	L, 0-3
8	at #11 Pacific*	L, 1-3
9	at #4 Stanford*	L, 0-3
15	#15 UC Santa Barbara*	7 p.m.
16	#1 UC Irvine*	7 p.m.
22	at Hope International	7 p.m.
23	Alumni	2 p.m.

March

1	at Cal Baptist*	7 p.m.
2	BYU*	7 p.m.
6	at Long Beach State*	7 p.m.
8	at Cal State Northridge*	7 p.m.
15	at Pepperdine*	7 p.m.
16	at USC*	7 p.m.
28	at UC Irvine*	7 p.m.
29	UCLA*	7 p.m.

April

5	Pacific*	7 p.m.
6	Stanford*	7 p.m.
12	Hawai'i*	7 p.m.
13	Hawai'i*	7 p.m.
20	MPSF Quarterfinals	TBA
25	MPSF Semifinals	TBA
27	MPSF Finals	TBA

May

2	NCAA Semifinals ²	TBA
4	NCAA Finals ²	TBA

¹ UCSB Asics Invitational at Santa Barbara

² at Los Angeles (Host: UCLA)

* MPSF match

All times Pacific

TRITONS RETURN HOME TO TAKE ON GAUCHOS, TOP-RANKED 'EATERS

Match 15

UCSD (4-10, 2-8) vs. #15 UC Santa Barbara (5-9, 3-7)
Friday, Feb. 15 • 7 p.m.
RIMAC Arena • La Jolla



All-time series..... UCSB leads 29-7
Last meeting..... 2/1/13 at UCSB (UCSB 3-1)
Last UCSD win..... 3/31/12 in La Jolla (3-0)
Last UCSB win..... 2/1/13 at UCSB (3-1)
UCSD streak..... Lost 1



Match 16

UCSD (4-10, 2-8) vs. #1 UC Irvine (11-3, 8-3)
Saturday, Feb. 16 • 7 p.m.
RIMAC Arena • La Jolla

All-time series..... UCI leads 33-10
Last meeting..... 4/14/12 in La Jolla (UCI 3-0)
Last UCSD win..... 1/12/11 in Irvine (3-1)
Last UCI win..... 4/14/12 in La Jolla (3-0)
UCSD streak..... Lost 3

TRITONS RETURN HOME AFTER TWO WEEKS AWAY

UC San Diego (4-10, 2-8 MPSF) returns home to the friendly confines of RIMAC Arena this weekend for the first time since a Jan. 30 non-conference triumph over visiting Princeton. The Tritons, who have lost seven straight Mountain Pacific Sports Federation (MPSF) matches since a 2-1 start to league play, host No. 15 UC Santa Barbara (5-9, 3-7 MPSF) on Friday night, Feb. 15. UCSD then welcomes top-ranked defending national champion UC Irvine into RIMAC on Saturday night, Feb. 16. First serve for both contests is set for 7 p.m. The Tritons have not faced UC Irvine yet this year, and are 0-1 against UCSB. Saturday's meeting with the Anteaters will put UCSD at exactly the midway point of the conference schedule. Following this weekend, the Tritons head into a one-match week with a non-conference affair at Hope International on Friday, Feb. 22.

MATCH COVERAGE

All UCSD home matches inside RIMAC Arena again this season feature a live online video stream as well as live stats, both free of charge. Fans can access live video and live stats from the Schedule/Results tab of the men's volleyball page at UCSDtritons.com.

UCSD FINDS IT TOUGH GOING ON MPSF ROAD STRETCH

UCSD completed an 0-4 road stretch up in the Bay Area last weekend. The Tritons first lost 3-1 in Stockton to No. 11 Pacific on Friday, Feb. 8. They had knotted the match at one set apiece, but the host Tigers pulled out a narrow 26-24 victory in the all-important third set and went on to take the match, 25-22, 17-25, 26-24 and 25-17. That third set featured 15 tie scores and eight lead changes. Cheyenne Hayes led three Tritons in double-figure kills with a match-high 15. Nick Iorfino had 13 and Carl Eberts added 10. Mike Brunsting handled setting duties all weekend and contributed 46 assists and a career-high 15 digs for his second double-double as a Triton at UOP. On Saturday night at Maples Pavilion in Palo Alto, UCSD suffered a three-game sweep to No. 4 Stanford, 25-22, 25-22 and 25-23. Fred Stahl, a Bay Area native, collected a team-high 10 kills.

TRITONS RECEIVING VOTES IN AVCA POLL

For the second week in succession, UCSD is among teams receiving votes just outside of the American Volleyball Coaches Association (AVCA) Division I-II Men's Coaches Top 15 Poll, released each Monday. The Tritons had moved up in each of the first three installments of the listing after they were one of five teams drawing votes outside of the preseason edition of the rankings, and were last at No. 13 on Jan. 28.

EBERTS APPROACHING EXCLUSIVE 1000-KILL CLUB

In his final season of college volleyball, senior outside hitter Carl Eberts needs 97 kills to become just the fifth player in program history to reach the 1,000-kill plateau. The product of Huntington Beach and Edison High School produced 89 kills as a redshirt freshman in 2010, before leading the squad in 2011 and 2012 with 326 and 335 kills, respectively. With 97 more kills, Eberts would join current members of the 1,000 Club and former teammates Jason Spangler (1,491; 2007-10) and Frank Fritsch (1,403; 2007-10), as well as Jim Waller (1,301; 2001-04) and former Triton women's volleyball head coach (2005-09) and current LMU women's coach Tom Black (1,268; 1993-96). Eberts once again paces the team through 14 matches this season with 153 kills (3.19/set). He ranks 15th in the conference.

VETERAN DUO MOVING UP ALL-TIME CHARTS

Carl Eberts and Chase Frishman are each moving up separate all-time lists in the UCSD men's volleyball record book. Eberts has moved into the top-10 in kills, currently in ninth with 903. He is eighth in digs (446) and attacks (2,157), and also looking to enter the all-time list in the aces (49; five short) category. Frishman, meanwhile, is fifth with 554 digs, and is 53 away from matching Chris Mortimer (2000-03) for second all-time in program history.

FRISHMAN REACHES DIGS MILESTONE

Senior libero Chase Frishman's first dig of the Jan. 25 meeting with Cal State Northridge marked career dig No. 500, making the Dana Point native just the sixth player in program history to reach that total. Frishman now has 554 for his career, having recently (Jan. 30 vs. Princeton) passed former teammate and star setter Phil Bannan for fifth-most all-time at UCSD.

SCOUTING UC SANTA BARBARA

The 15th-ranked Gauchos are 5-9 overall and 3-7 in the MPSF. They sit one spot above the Tritons in 12th-place in the league ledger. UC Santa Barbara is coming off of a 3-1 road defeat at UC Irvine on Thursday night, losing the match after taking the first game. Set scores were 20-25, 25-19, 25-21 and 25-22. Sophomore opposite Matt Marsh had a double-double with a match-high 19 kills and 14 digs. UCSB was swept in its two meetings with the Tritons in 2012, both contests coming during UCSD's five-match MPSF win streak late in the year. The Gauchos dropped a 3-1 decision at home before falling in La Jolla on March 31 by the score of 3-0. Though still trailing in the all-time series, 29-7, the Tritons have knocked off the Gauchos in six of their last 12 meetings, with a pair of season sweeps in 2009 and 2012. UCSB earned a 3-1 win in this season's previous match-up at home back on Feb. 1. Rick McLaughlin is in his fifth season as the Gaucho head coach.

SCOUTING UC IRVINE

Top-ranked defending national champion UC Irvine is 11-3 overall and 8-3 in the MPSF. The Anteaters, winners of a season-high and current conference-best seven matches in a row, are in second-place in the league standings behind BYU. In Thursday's home win over UCSB, junior outside hitter Jeremy Dejno put down 16 kills while senior Kevin Tillie put together his second double-double of the year with 14 kills and 16 digs. The 'Eaters are 8-2 outside of Irvine this season. UCSD and UCI have yet to face each other in 2013, after the Anteaters posted a 3-0 sweep in La Jolla to end the Tritons' 2012 campaign. The teams will play again at the Bren Center in Irvine on March 28. UC Irvine leads the all-time series, 33-10, and has won three straight meetings since a 3-1 Triton victory in Irvine on Jan. 12, 2011. David Kniffin is in his first year in charge at UC Irvine after replacing John Speraw, who left for his alma mater, UCLA, in the off-season.

DOUBLE-DOUBLES

Mike Brunsting posted his second career double-double at No. 11 Pacific on Friday, Feb. 8, with match highs of 46 assists and 15 digs, the latter total also a career high for the junior setter. Cheyne Hayes had produced the season's first double-double by a Triton, against then-seventh-ranked Long Beach State on Jan. 5. Hayes had a team-high 18 kills to go along with a match-high 15 digs in the 3-2 loss to the 49ers in the third-place match of the UCSB Asics Invitational. Both totals were career highs. UCSD had two double-doubles during the 2012 season, by Carl Eberts (1/14 vs. NJIT: 15 kills and 11 digs) and Brunsting (1/14 vs. NJIT: 12 digs and 55 assists).

FIRST-EVER THREE-SET SWEEP OF USC

UCSD's 3-0 home defeat of then-eighth-ranked USC in its home opener on Jan. 10 marked the Tritons' first three-set sweep over the Trojans among seven wins all-time in 45 meetings. The result snapped a seven-match losing skid against USC.

LENNON SELECTED TO UCSB ASICS INVITATIONAL ALL-TOURNAMENT TEAM

Junior outside hitter Vaun Lennon represented UCSD on the seven-player All-Tournament Team of the 2013 UC Santa Barbara Asics Invitational. He was the lone Triton to achieve double-digit kill totals in all three matches, with 13 in the come-from-behind win over Lewis, 12 against UCLA and 16 more in the third-place match versus Long Beach State. The Los Angeles native also produced seven digs in all three contests and was a UCSDtriton.com Athlete of the Week.

AVCA NATIONAL POLL

February 11

Rank	School (1st-Place Votes)	Last Week
T-1	BYU (8)	T-1
T-1	UC Irvine (8)	T-1
3	Stanford	4
4	Long Beach State	3
5	Pepperdine	5
T-6	Ohio State	9
T-6	UCLA	6
8	Cal State Northridge	10
9	Penn State	7
10	USC	8
T-11	California Baptist	12
T-11	Pacific	11
13	Hawai'i	13
14	Lewis	14
15	UC Santa Barbara	15

UCSD in the AVCA Poll

Preseason	RV
January 7	14
January 14	13
January 21	12
January 28	13
February 4	RV
February 11	RV
February 18	
February 25	
March 4	
March 11	
March 18	
March 25	
April 1	
April 8	
April 15	
April 22	

MPSF STANDINGS

Through February 14

Team	MPSF	Overall
BYU	7-1	8-2
UC Irvine	8-3	11-3
Long Beach State	7-3	9-4
Pepperdine	6-4	6-4
Stanford	5-4	8-4
Cal State Northridge	4-4	6-4
UCLA	4-5	8-7
Pacific	3-4	5-4
USC	3-5	3-5
Cal Baptist	3-5	6-7
Hawai'i	3-5	4-7
UC Santa Barbara	3-7	5-9
UC San Diego	2-8	4-10

MPSF COACHES' POLL

Preseason

Rank	Team (First-Place Votes)	Points
1	UC Irvine (11)	143
2	BYU (2)	134
3	Pepperdine	113
4	Stanford	110
5	UCLA	94
6	Long Beach State	85
7	USC	83
8	Cal State Northridge	61
9	UC Santa Barbara	55
10	Cal Baptist	49
11	Pacific	35
12	Hawai'i	30
13	UC San Diego	22

QUICK FACTS

The University

Location	La Jolla, CA 92093
Founded	1960
Enrollment	29,324
Colors	Blue and Gold
Nickname	Tritons
Affiliation	NCAA Division II
Conference	Mountain Pacific Sports Federation
Chancellor	Dr. Pradeep K. Khosla
Athletics Director	Earl W. Edwards
Athletics Phone	858.534.4211
Facility (Capacity)	RIMAC Arena (5,000)
Press Row Phone	650.353.0153

Coaching Staff

Head Coach	Kevin Ring, 8th Season
Alma Mater	UC San Diego '96
Record at UCSD (Years)	63-152 (8th)
Overall Record (Years)	63-152 (8th)
Email	mvball@ucsd.edu
Assistant Coach	Paul Warren, 7th Season
Alma Mater	UC San Diego '92
Assistant Coach	Brett Alderman, 1st Season
Assistant Coach	JJ Van Niel, 2nd Season
Alma Mater	USC '98
Volleyball Phone	858.534.8443
Assistants' Email	mvball@ucsd.edu

2012 Season

Overall Record	9-19
MPSF Record (Finish)	6-16 (9th)
Final AVCA Ranking	13th
Highest AVCA Ranking	11th
Postseason	None

2013 Season

Starters Returning/Lost	6 (plus libero)/0
Letterwinners Returning/Lost	13/4
Returning Redshirts	1
Newcomers	8

Team History

First Season	1968
Overall Record Through 2012	246-624
First Season in NCAA Division II	2001
NCAA Division III National Titles	1 (2000)
NAIA National Titles	1 (1970)

Communications

Men's Volleyball Contact	Doga Gur
Email	dgur@ucsd.edu
Phone	650.353.0153
Press Row Phone	650.353.0153

On the Web

UCSD Athletics	UCSDtriton.com
MPSF	mpsports.org
AVCA	avca.org
NCAA	ncaa.com/sports/volleyball-men/d1

Social

Facebook	facebook.com/UCSDtriton
Twitter	twitter.com/UCSDtriton
YouTube	youtube.com/UCSDathletics
SmugMug	ucsdtriton.smugmug.com




UCSDtriton



@UCSDtriton



#1 Shaw




#2 McGinnis




#3 Elie



#5 Frishman



#6 Barber



#7 Eberts



#8 Loria



#10 Brunsting



#11 Metzger



#12 Lennon



#13 Hayes



#14 Dempsey



#15 Schnitzer




#16 Schow



#17 Smith



#18 Brady



#20 Iorfino



#22 Lake



#23 Stahl



#24 Laughrea



#25 Currey



#26 Swartzbaugh



Awerkamp



HC Ring



AC Warren



AC Alderman



AC Van Niel

ROSTER

No.	Name	Pos.	Ht.	Yr.	Hometown/High School/Last School
1	Elliott Shaw	OH	6-3	Fr.	Mission Viejo/Capistrano Valley
2	Kevin McGinnis	L	6-0	So.	Glen Ellyn, IL/Glenbard West
3	Ganesh Elie	MB	6-7	Fr.	Sunnyvale/Homestead
5	Chase Frishman	L	6-1	Sr.	Dana Point/Dana Hills
6	Eric Barber	OH	6-5	RFr.	Santa Monica/Santa Monica
7	Carl Eberts (C)	OH	6-5	Sr.	Huntington Beach/Edison
8	Kyle Loria	OH	6-2	Fr.	Rocklin/Rocklin
10	Mike Brunsting	S	6-5	Jr.	Poway/Francis Parker School
11	Scot Metzger	OH	6-4	So.	Crestwood, MO/St. Louis University
12	Vaun Lennon (C)	OH	6-3	Jr.	Los Angeles/Loyola
13	Cheyne Hayes	OPP	6-4	So.	Creston/Paso Robles
14	Garrett Dempsey	S	6-2	So.	Palos Heights, IL/Marist
15	Mathew Schnitzer	MB	6-6	Fr.	Los Alamitos/Los Alamitos
16	Joel Schow	MB	6-6	So.	San Francisco/St. Ignatius College Prep
17	Greg Smith	MB	6-5	Sr.	Fullerton/El Dorado/Golden West College
18	Sebastian Brady (C)	MB	6-7	Jr.	Chico/Chico
20	Nick Iorfino	OH	6-2	So.	Huntington Beach/Huntington Beach
22	Josh Lake	OPP	6-5	Fr.	Poway/Poway
23	Fred Stahl	MB	6-6	Jr.	Sunnyvale/Bellarmine College Prep
24	Matt Laughrea	OH	6-2	Fr.	Rocklin/Rocklin
25	Grant Currey	S	6-2	Fr.	Rocklin/Rocklin
26	Cory Swartzbaugh	OPP	6-7	Fr.	Laguna Niguel/Dana Hills
	Johl Awerkamp	OPP	6-7	Jr.	Mission Viejo/Trabuco Hills/Orange Coast College

Head Coach

Kevin Ring, 8th Season (UCSD '96)

Assistant Coaches

Paul Warren, Brett Alderman, JJ Van Niel

By Position

Liberos (2)

- 2 Kevin McGinnis
- 5 Chase Frishman

Middle Blockers (6)

- 3 Ganesh Elie
- 15 Mathew Schnitzer
- 16 Joel Schow
- 17 Greg Smith
- 18 Sebastian Brady
- 23 Fred Stahl

Opposites (4)

- 13 Cheyne Hayes
- 22 Josh Lake
- 26 Cory Swartzbaugh
- Johl Awerkamp

Outside Hitters (8)

- 1 Elliott Shaw
- 6 Eric Barber
- 7 Carl Eberts
- 8 Kyle Loria
- 11 Scot Metzger
- 12 Vaun Lennon
- 20 Nick Iorfino
- 24 Matt Laughrea

Setters (3)

- 10 Mike Brunsting
- 14 Garrett Dempsey
- 25 Grant Currey

By Year

Freshmen (8)

- 1 Elliott Shaw
- 3 Ganesh Elie
- 8 Kyle Loria
- 15 Mathew Schnitzer
- 22 Josh Lake
- 24 Matt Laughrea
- 25 Grant Currey
- 26 Cory Swartzbaugh

Redshirt Freshmen (1)

- 6 Eric Barber

Sophomores (6)

- 2 Kevin McGinnis
- 11 Scot Metzger
- 13 Cheyne Hayes
- 14 Garrett Dempsey
- 16 Joel Schow
- 20 Nick Iorfino

Juniors (5)

- 10 Mike Brunsting
- 12 Vaun Lennon
- 18 Sebastian Brady
- 23 Fred Stahl
- Johl Awerkamp

Seniors (3)

- 5 Chase Frishman
- 7 Carl Eberts
- 17 Greg Smith

Pronunciations

- 3 **Ganesh Elie** gah-NAYSH ELL-ee
- 7 **Carl Eberts** E-berts (hard E)
- 8 **Kyle Loria** LOR-ee-ah
- 10 **Mike Brunsting** BRUNN-sting
- 13 **Cheyne Hayes** SHANE
- 16 **Joel Schow** (rhymes with COW)
- 20 **Nick Iorfino** EYE-or-FEE-no
- 23 **Fred Stahl** (rhymes with BALL)
- 24 **Matt Laughrea** LOCK-ray
- 26 **Cory Swartzbaugh** SWORTS-baw
- Johl Awerkamp** JOEL OW-er-camp



UCSDtritons



@UCSDtritons

UCSDtritons.com

HEAD COACH KEVIN RING



The 2013 season is former Triton player Kevin Ring's eighth as head coach of the UCSD men's volleyball program.

Ring's 2012 squad finished with a 9-19 overall record and placed ninth in the ultra-competitive Mountain Pacific Sports Federation (MPSF) with a 6-16 mark, narrowly missing a berth in the eight-team league tournament. UCSD recorded upsets over No. 3 UCLA, No. 9 Long Beach State, No. 11 Hawai'i, No. 12 UC Santa Barbara and No. 13 Cal State Northridge. The team strung together an unprecedented five-match win streak in league play, three of those victories on the road.

For the second straight year, the Tritons climbed to as high as No. 11 in the AVCA national poll.

Outside hitter Carl Eberts and libero Chase Frishman earned All-MPSF honorable mention. Outside hitter Vaun Lennon was tabbed the AVCA National Player of the Week in early April, becoming the second Triton to garner that distinction in the history of the program. Additionally, six players were named MPSF All-Academic in 2012.

UCSD finished with five MPSF wins in 2011, producing upsets at defending national champion and fourth-ranked Stanford, at No. 5 UCLA, at No. 7 UC Irvine, at No. 11 Pepperdine and at home against No. 11 Hawai'i. The sweep at Stanford marked not only the Tritons' first-ever triumph at Maples Pavilion, but also snapped the 18-match home win streak of the Cardinal.

On March 24, 2011, UCSD hosted third-ranked Ohio State and took a four-set victory over the Buckeyes, who went on to win the national championship.

Senior setter Phil Bannan was an All-MPSF Second Team selection after becoming UCSD's all-time leader in assists and service aces. Ring also graduated middle blocker Calvin Ross, who took over as the school's career leader in blocks. Four Tritons were named MPSF All-Academic in 2011.

In 2010, the Tritons were ranked in the top-15 nationally through the entire year and collected six conference wins for the campaign, including two each over UCLA and Pepperdine. Bannan picked up All-MPSF honorable mention for the second straight year.

Ring led the 2009 squad to its most successful in program history. The Tritons won a Division II-best 13 matches and nearly qualified for the MPSF Tournament, being eliminated during the final weekend of conference play. UCSD defeated several ranked teams, including a win over UCLA for the second consecutive season. The Tritons finished the year ranked No. 11 and Ring was named MPSF Coach of the Year.

While maintaining a high level of success on the court and in the classroom, Ring and his players have kept a clear focus on giving back to the community. For the past several years, the Tritons have held regular volleyball clinics with Big Brothers Big Sisters of San Diego County.

Before being elevated to the head-coaching position on June 15, 2005, Ring spent the previous nine years as an assistant for the UCSD men's squad. He served as the top assistant for Duncan McFarland in 1997 and 1998, for Jon Stevenson in 1999 and for Ron Larsen between 2000-05. Ring helped guide the Tritons to an NCAA Division III national championship in 2000.

In addition to his duties at UCSD, Ring was an adjunct faculty member in the Department of Chemistry and Biochemistry at the University of San Diego. He also served as an assistant coach for the Torero women's volleyball team in 2004-05.

Ring got his start at UCSD serving as the men's volleyball team manager from 1989-91 before playing on the team for three seasons.

Ring was the full-time team manager for the USA men's national team from 1991-93 and continued on as a technical advisor through 1996. He accompanied the national team to the 1992 Olympic Games in Barcelona and the 1996 Games in Atlanta. The 1992 squad left Spain with a bronze medal.

Ring earned two degrees from UCSD, graduating with a bachelor's degree in biochemistry in 1996, followed by a master's degree in chemistry in 1998. A native of Oregon, he played prep volleyball at Sheldon High School in Eugene.

BEST-EVER FOURTH-PLACE ASICS FINISH

UCSD made its first championship semifinal appearance at the UC Santa Barbara Asics Invitational on Friday, Jan. 4, after rallying to take down No. 5 Lewis in five sets earlier that day. With back-to-back 3-2 losses to UCLA and Long Beach State, the Tritons finished a best-ever fourth at the tourney. UCSD went an identical 1-2 but placed seventh in both 2010 and 2011.

EBERTS AND FRISHMAN BACK FOR ONE FINAL CAMPAIGN

The Tritons return their senior tandem of Carl Eberts and Chase Frishman in 2013 for one final season of their stellar college careers. The duo each earned All-Mountain Pacific Sports Federation honorable mention a year ago. Frishman recently garnered preseason All-America honorable mention from Off the Block. Eberts is a fifth-year senior out of Huntington Beach who red-shirted as a true freshman in 2009. Frishman, a native of Dana Point, is in his fourth year in the program. The only other senior on head coach Kevin Ring's 2013 roster is third-year Triton Greg Smith, a middle blocker out of Fullerton.

UCSD CAPTAINS

Team tri-captains for the 2013 season were designated as senior Carl Eberts and juniors Sebastian Brady and Vaun Lennon. Eberts is now a three-time captain in his fifth season in the program. He was co-captains with Brady in 2012. Lennon is in his first year as a Triton captain.

A PROUD TRADITION OF ACADEMIC AND ATHLETIC EXCELLENCE

UCSD had six players earn Mountain Pacific Sports Federation (MPSF) All-Academic honors a season ago, with all six Tritons returning for the current 2013 campaign. Those players are seniors Carl Eberts and Chase Frishman, juniors Sebastian Brady, Mike Brunsting and Vaun Lennon, and sophomore Cheyenne Hayes. UCSD was tied with Pacific and Stanford for the most MPSF All-Academic players for 2012. Eberts is now a three-time selection while Frishman has earned the award in two successive years.

IN THE MPSF

Through matches played Feb. 10, Chase Frishman is fifth in the MPSF in digs at 2.30 per set and Carl Eberts is 15th in kills (3.19/set) and digs (1.69/set) and points (3.56/set). Garrett Dempsey (8.26/set) and Mike Brunsting (4.88/set) are 13th and 15th, respectively, in assists, with Fred Stahl 13th in blocks (1.08/set). UCSD is up to third in team digs (9.41/set), eighth in opponent hitting percentage (.272) and ninth in assists (11.28/set). Last year, Carl Eberts ranked 14th in both kills (3.22/set) and points (3.77/set), while Frishman was third in digs (2.28/set). UCSD ranked sixth in digs (8.60/set).

IN THE NATIONAL RANKINGS

The NCAA has not yet produced its first statistical rankings for 2013. In 2012, Chase Frishman was 13th nationally in digs (2.28/set). Carl Eberts ranked 32nd in kills (3.22/set), with Vaun Lennon 42nd (2.84/set). Mike Brunsting was 28th in assists (6.39/set), with Fred Stahl 36th in blocks (0.95/set). As a team, UCSD ranked 17th in assists (11.44/set), 19th in kills (12.20/set), 20th in digs (8.60/set), 26th in hitting percentage (0.215), 27th in aces (0.87/set) and 28th in both blocks (1.99/set) and match win-loss percentage (0.321).

FOLLOW THE TRITONS

There are now more ways than ever to follow the Tritons. You've always got UCSDtriton.com at your fingertips, but our social media scene continues to grow. Get instant updates on Twitter and like us on Facebook. For a more visual approach, watch our YouTube channel. Follow the Tritons all year long on social media for behind-the-scenes looks!

UCLA TO HOST NCAA CHAMPIONSHIP

UCLA will play host to the 2013 NCAA Men's Volleyball Championship at the New Pauley Pavilion in Los Angeles. The two semifinals will be held on May 2, with the national title match taking place on May 4. For tickets, call 310.825.2946 or go to UCLABruins.com. This will be the second straight year that the event has been held in Los Angeles, after USC hosted the 2012 installment at the Galen Center. For complete information on the championship, visit <http://www.ncaa.com/championships/volleyball-men/d1>.

MATCH-BY-MATCH LEADERS

	<u>Kills</u>	<u>Assists</u>	<u>Aces</u>	<u>Digs</u>	<u>Blocks</u>	<u>Points</u>
1/4 vs. LEWIS	Eberts 16	Dempsey 49	Brunsting 2*	Frishman 13*	Brady 6*	Eberts 17.5
1/4 vs. UCLA	Eberts 16	Dempsey 45	Lennon 2	McGinnis 10	Brady/Hayes 3	Eberts 18.0
1/5 vs. LBSU	Hayes 18	Dempsey 44*	Brady/Lennon/Smith 1	Hayes 15*	Brady/Hayes 5	Hayes 21.0
1/10 vs. USC	Eberts 16*	Dempsey 29*	Hayes 2*	Eberts 9*	Stahl 6*	Eberts 19.0*
1/12 vs. PEPP	Hayes 11*	Brunsting 14	-	Brunsting 8*	Eberts/Dempsey 1	Hayes 11.0
					Brady/Stahl	
1/17 vs. CBU	Eberts 22*	Brunsting 25	Hayes 2*	Frishman 11*	Stahl 6*	Eberts 23.0*
1/19 at BYU	Eberts 13*	Dempsey 28*	-	Eberts 7*	Schow 3	Eberts 14.0
1/25 vs. CSUN	Eberts 12	Dempsey 30	Lennon/Hayes/Brunsting 1	Frishman 9*	Hayes/Stahl 3	Eberts 13.5
1/26 vs. LBSU	Lennon 11	Brunsting 27	-	Frishman 11*	Stahl/Brunsting 2	Lennon/Iorfino 11.0
					Smith/Iorfino	
1/30 vs. PRIN	Lennon 13	Dempsey 41*	Dempsey/Brady 1	Eberts 11	Stahl 7*	Hayes 16.0*
			Stahl/Hayes			
2/1 at UCSB	Iorfino 19*	Dempsey 37	Brunsting 1	Frishman 8	Stahl 7	Iorfino 20.5*
2/2 at UCLA	Eberts 10	Brunsting 27	-	McGinnis 11*	Brady 4*	Eberts 11.0
2/8 at UOP	Hayes 15*	Brunsting 46*	Brunsting/Hayes 1	Brunsting 15*	Brunsting/Stahl 5	Hayes 16.5*
2/9 at STAN	Stahl 10	Brunsting 26	Eberts/Hayes 1	Brunsting 9*	Brady/Stahl 3	Stahl 11.5
2/15 vs. UCSB	-	-	-	-	-	-
2/16 vs. UCI	-	-	-	-	-	-
2/22 at HIU	-	-	-	-	-	-
3/1 at CBU	-	-	-	-	-	-
3/2 vs. BYU	-	-	-	-	-	-
3/6 at LBSU	-	-	-	-	-	-
3/8 at CSUN	-	-	-	-	-	-
3/15 at PEPP	-	-	-	-	-	-
3/16 at USC	-	-	-	-	-	-
3/28 at UCI	-	-	-	-	-	-
3/29 vs. UCLA	-	-	-	-	-	-
4/5 vs. UOP	-	-	-	-	-	-
4/6 vs. STAN	-	-	-	-	-	-
4/12 vs. UH	-	-	-	-	-	-
4/13 vs. UH	-	-	-	-	-	-

*match high

VOLLEYBALL MAGAZINE POLL

February 12		
<u>Rank</u>	<u>School (1st-Place Votes)</u>	<u>Last Week</u>
1	UC Irvine (8)	1
2	BYU (2)	2
3	Long Beach State	3
4	Stanford	5
5	Pepperdine	7
6	Penn State	4
7	Ohio State	9
8	Cal State Northridge	RV
9	UCLA	6
10	Cal Baptist	RV

UCSD in the VBM Poll

January 8.....	RV
January 15.....	RV
January 22.....	RV
January 29.....	RV
February 5.....	NR
February 12.....	NR
February 19.....	
February 26.....	
March 5.....	
March 12.....	
March 19.....	
March 26.....	
April 2.....	
April 9.....	

CAREER AND SEASON HIGHS

1 • Elliott SHAW • OH

Stat	2013 High	Career High
Kills	-	-
Hit% (min. 10 A)	-	-
Assists	-	-
Aces	-	-
Digs	-	-
Blocks	-	-
Points	-	-

2 • Kevin McGINNIS • L

Stat	2013 High	Career High
Kills	-	-
Assists	3, 1/5 vs. Long Beach State	3, 2 times (last 1/5/13 vs. LBSU)
Aces	-	-
Digs	11, 2 times (last 2/2 at UCLA)	12, 1/11/12 vs. Loyola
Points	-	-

3 • Ganesh ELIE • MB

Stat	2013 High	Career High
Kills	-	-
Hit% (min. 10 A)	-	-
Assists	-	-
Aces	-	-
Digs	-	-
Blocks	-	-
Points	-	-

5 • Chase FRISHMAN • L

Stat	2013 High	Career High
Kills	-	-
Assists	4, 2/8 at UOP	4, multiple times (last 2/8/13 at UOP)
Aces	-	1, 2 times (last 2/3/12 at HIU)
Digs	13, 1/4 vs. Lewis	19, 3/30/12 vs. UCLA
Points	-	1.0, 2 times (last 2/3/12 at HIU)

6 • Eric BARBER • OH

Stat	2013 High	Career High
Kills	-	-
Hit% (min. 10 A)	-	-
Assists	-	-
Aces	-	-
Digs	-	-
Blocks	-	-
Points	-	-

7 • Carl EBERTS • OH

Stat	2013 High	Career High
Kills	22, 1/17 vs. Cal Baptist	22, 3 times (last 1/17/13 vs. CBU)
Hit% (min. 10 A)	.529 (22-4-34), 1/17 vs. Cal Baptist	.611 (14-3-18), 3/8/12 at UCLA
Assists	2, 2 times (last 1/26 vs. LBSU)	3, 4 times (last 1/27/12 vs. Pepp.)
Aces	1, 3 times (last 2/9 at STAN)	3, 3 times (last 2/17/12 vs. Pacific)
Digs	11, 1/30 vs. Princeton	12, 1/26/11 vs. Princeton
Blocks	5, 1/10 vs. USC	6, 2 times (last 2/3/12 at HIU)
Points	23.0, 1/17 vs. Cal Baptist	24.5, 3/12/11 at Pepperdine

8 • Kyle LORIA • OH

Stat	2013 High	Career High
Kills	-	-
Hit% (min. 10 A)	-	-
Assists	-	-
Aces	-	-
Digs	-	-
Blocks	-	-
Points	-	-

10 • Mike BRUNSTING • S

Stat	2013 High	Career High
Kills	5, 2 times (last 2/9 at STAN)	14, 3/12/11 at Pepperdine
Hit% (min. 10 A)	-	.429 (8-2-14), 1/28/11 vs. Hawai'i
Assists	46, 2/8 at UOP	62, 2/11/12 vs. BYU
Aces	2, 1/4 vs. Lewis	4, 1/27/12 vs. Pepperdine
Digs	15, 2/8 at UOP	15, 2/8/13 at UOP
Blocks	5, 2/8 at UOP	5, 2 times (last 2/8/13 at UOP)
Points	6.5, 1/17 vs. Cal Baptist	18.0, 3/12/11 at Pepperdine

11 • Scot METZGER • OH

Stat	2013 High	Career High
Kills	-	5, 1/27/12 vs. Pepperdine
Hit% (min. 10 A)	-	.125 (5-3-16), 1/27/12 vs. Pepperdine
Assists	-	1, 1/27/12 vs. Pepperdine
Aces	-	1, 3 times (last 2/9/12 vs. BYU)
Digs	-	2, 2 times (last 2/9/12 vs. BYU)
Blocks	-	0
Points	-	5.0, 1/27/12 vs. Pepperdine

12 • Vaun LENNON • OH

Stat	2013 High	Career High
Kills	16, 1/5 vs. Long Beach State	25, 2/11/12 vs. BYU
Hit% (min. 10 A)	.615 (9-1-13), 1/19 at BYU	.632 (13-1-19), 3/31/12 vs. UCSB
Assists	2, 1/17 vs. Cal Baptist	2, 5 times (last 1/17/13 vs. CBU)
Aces	2, 1/4 vs. UCLA	4, 1/11/12 vs. Loyola
Digs	7, 3 times (last 1/5 vs. LBSU)	9, 4 times (last 4/5/12 at USC)
Blocks	3, 1/30 vs. Princeton	4, 3 times (last 3/16/12 at CSUN)
Points	18.5, 1/5 vs. Long Beach State	26.5, 2/11/12 vs. BYU

13 • Cheyne HAYES • OPP

Stat	2013 High	Career High
Kills	18, 1/5 vs. Long Beach State	18, 1/5/13 vs. Long Beach State
Hit% (min. 10 A)	.424 (18-4-33), 1/5 vs. LBSU	.424 (18-4-33), 1/5/13 vs. LBSU
Assists	1, 1/10 vs. USC	1, 2 times (last 1/10/13 vs. USC)
Aces	2, 2 times (last 1/17 vs. Cal Baptist)	3, 2/3/12 at Hope International
Digs	15, 1/5 vs. Long Beach State	15, 1/5/13 vs. Long Beach State
Blocks	5, 2 times (last 1/30 vs. PRIN)	5, 2 times (last 1/5/13 vs. LBSU)
Points	21.0, 1/5 vs. Long Beach State	21.0, 1/5/13 vs. Long Beach State

14 • Garrett DEMPSEY • S

Stat	2013 High	Career High
Kills	1, 5 times (last 2/1 at UCSB)	2, 4/12/12 vs. Cal Baptist
Hit% (min. 10 A)	-	-
Assists	49, 1/4 vs. Lewis	50, 3/16/12 at CSUN
Aces	1, 1/30 vs. Princeton	1, 6 times (last 1/30/13 vs. PRIN)
Digs	9, 1/4 vs. Lewis	9, 2 times (last 1/4/13 vs. Lewis)
Blocks	1, 5 times (last 2/1 at UCSB)	2, 3/15/12 at Long Beach State
Points	1.5, 3 times (last 2/1 at UCSB)	3.0, 3/15/12 at Long Beach State

15 • Mathew SCHNITZER • MB

Stat	2013 High	Career High
Kills	-	-
Hit% (min. 10 A)	-	-
Assists	-	-
Aces	-	-
Digs	-	-
Blocks	-	-
Points	-	-

16 • Joel SCHOW • MB

Stat	2013 High	Career High
Kills	1, 1/19 at BYU	1, 1/19/13 at BYU
Hit% (min. 10 A)	-	-
Assists	2, 1/19 at BYU	2, 1/19/13 at BYU
Aces	-	-
Digs	2, 1/19 at BYU	2, 1/19/13 at BYU
Blocks	3, 1/19 at BYU	3, 1/19/13 at BYU
Points	2.5, 1/19 at BYU	2.5, 1/19/13 at BYU

17 • Greg SMITH • MB

Stat	2013 High	Career High
Kills	10, 1/4 vs. Lewis	10, 3 times (1/4/13 vs. Lewis)
Hit% (min. 10 A)	.533 (10-2-15), 1/4 vs. Lewis	.615 (8-0-13), 1/21/12 at UC Irvine
Assists	-	1, 1/5/12 at Hawai'i
Aces	1, 1/5 vs. Long Beach State	1, 3 times (last 1/5/13 vs. LBSU)
Digs	2, 2 times (last 1/4 vs. UCLA)	3, 2 times (1/15/12 at Grand Canyon)
Blocks	2, 2 times (last 2/2 at UCLA)	7, 1/6/12 at Hawai'i
Points	10.5, 1/4 vs. Lewis	13.0, 2/1/12 vs. Princeton

CAREER AND SEASON HIGHS

18 • Sebastian BRADY • MB

Stat	2013 High	Career High
Kills	12, 1/4 vs. Lewis	15, 2/24/11 at BYU
Hit% (min. 10 A)	.800 (8-0-10), 1/25 vs. CSUN	.800 (8-0-10), 1/25/13 vs. CSUN
Assists	1, 3 times (last 2/1 at UCSB)	2, 1/7/11 vs. CSUN
Aces	1, 3 times (last 1/30 vs. PRIN)	1, 14 times (last 1/30/13 vs. PRIN)
Digs	3, 3 times (last 2/2 at UCLA)	5, 1/14/12 vs. NJIT
Blocks	6, 1/4 vs. Lewis	7, 4/9/11 at Long Beach State
Points	17.0, 1/4 vs. Lewis	18.5, 2/24/11 at BYU

20 • Nick IORFINO • OH

Stat	2013 High	Career High
Kills	19, 2/1 at UCSB	19, 2/1/13 at UCSB
Hit% (min. 10 A)	.538 (9-2-13), 1/17 vs. Cal Baptist	.538 (9-2-13), 1/17/13 vs. Cal Baptist
Assists	2, 2/9 at STAN	2, 2 times (last 2/9/13 at STAN)
Aces	1, 2 times (last 1/17 vs. Cal Baptist)	1, 5 times (last 1/17/13 vs. CBU)
Digs	7, 2/1 at UCSB	7, 2/1/13 at UCSB
Blocks	2, 4 times (last 2/9 at STAN)	3, 2 times (last 4/9/11 at LBSU)
Points	20.5, 2/1 at UCSB	20.5, 2/1/13 at UCSB

22 • Josh LAKE • OPP

Stat	2013 High	Career High
Kills	1, 2/2 at UCLA	1, 2/2/13 at UCLA
Hit% (min. 10 A)	-	-
Assists	1, 2/2 at UCLA	1, 2/2 at UCLA
Aces	-	-
Digs	4, 2/9 at STAN	4, 2/9/13 at STAN
Blocks	1, 2/2 at UCLA	1, 2/2/13 at UCLA
Points	1.5, 2/2 at UCLA	1.5, 2/2/13 at UCLA

23 • Fred STAHL • MB

Stat	2013 High	Career High
Kills	10, 2/9 at STAN	13, 2 times (last 3/9/12 at UCSB)
Hit% (min. 10 A)	.400 (5-1-10), 1/17 vs. Cal Baptist	.611 (13-2-18), 3/9/12 at UCSB
Assists	-	2, 2/11/12 vs. BYU
Aces	1, 2 times (last 1/30 vs. PRIN)	2, 1/28/12 vs. USC
Digs	5, 1/17 vs. Cal Baptist	6, 3/16/12 at CSUN
Blocks	7, 2 times (last 2/1 at UCSB)	7, 3 times (last 2/1/13 at UCSB)
Points	11.5, 2/9 at STAN	16.5, 3/9/12 at UC Santa Barbara

24 • Matt LAUGHREA • OH

Stat	2013 High	Career High
Kills	-	-
Hit% (min. 10 A)	-	-
Assists	-	-
Aces	-	-
Digs	-	-
Blocks	-	-
Points	-	-

25 • Grant CURREY • S

Stat	2013 High	Career High
Kills	-	-
Hit% (min. 10 A)	-	-
Assists	-	-
Aces	-	-
Digs	-	-
Blocks	-	-
Points	-	-

26 • Cory SWARTZBAUGH • OPP

Stat	2013 High	Career High
Kills	5, 1/26 vs. Long Beach State	5, 1/26/13 vs. Long Beach State
Hit% (min. 10 A)	.273 (5-2-11), 1/26 vs. LBSU	.273 (5-2-11), 1/26/13 vs. LBSU
Assists	-	-
Aces	-	-
Digs	-	-
Blocks	1, 2 times (last 1/26 vs. LBSU)	1, 2 times (last 1/26/13 vs. LBSU)
Points	5.5, 1/26 vs. Long Beach State	5.5, 1/26/13 vs. Long Beach State

UCSD SIGNING CLASS FOR 2014

Player	Pos.	Ht.	Hometown/Current School	Club
Griffin Galvin	L	5-11	Folsom/Vista del Lago HS	NCVC
Adam Martell	OPP	6-7	Pewaukee, WI/Kettle Moraine HS	NSMVC



MPSF MOLTEN PLAYER OF THE WEEK

1/7	Levi Cabral	Sr.	OH	Cal Baptist
1/14	Dane Worley	Jr.	OH	UCLA
1/21	Taylor Crabb	Jr.	OH	LBSU
1/28	Sinisa Zarkovic	Fr.	OH	Hawai'i
2/4	Dalton Ammerman	Jr.	OH	LBSU
2/11	John Baker	Sr.	OPP	CSUN
2/18	-			
2/25	-			
3/4	-			
3/11	-			
3/18	-			
3/25	-			
4/1	-			
4/8	-			

AVCA NATIONAL PLAYER OF THE WEEK

1/8	Jeremy Dejno	Jr.	OH	UC Irvine
1/15	Robert Feathers	So.	MB	USC
1/22	Taylor Sander	Jr.	OH	BYU
1/29	Taylor Hughes	Sr.	OH	Pacific
2/5	Dalton Ammerman	Jr.	OH	LBSU
2/12	Eric Fitterer	So.	OPP	Lewis
2/19	-			
2/26	-			
3/5	-			
3/12	-			
3/19	-			
3/26	-			
4/2	-			
4/9	-			

Volleyball Box Score
2013 UC San Diego Men's Volleyball
UC San Diego vs #11 Pacific (Feb 08, 2013 at Stockton, CA)

			ATTACK					SET			SERVE				RECEIVE				BLOCK					
##	UC San Diego	S	K	E	TA	Pct	Ast	TA	Pct	SA	SE	TA	Pct	O	RE	Pct	Dig	BS	BA	BE	BHE	Points		
7	Carl Eberts	3	10	7	27	.111	0	1	.000	0	1	6	.833	15	0	1000	4	0	0	0	0	10.0		
10	Mike Brunsting	4	2	0	3	.667	46	114	.404	1	4	17	.765	1	0	1000	15	0	5	0	0	5.5		
13	Cheyne Hayes	4	15	8	38	.184	0	0	.000	1	3	15	.800	0	0	.000	6	0	1	1	0	16.5		
16	Joel Schow	1	0	1	4	-.250	0	0	.000	0	0	4	1000	0	0	.000	1	0	0	0	0	0.0		
18	Sebastian Brady	4	6	2	10	.400	0	1	.000	0	1	13	.923	0	0	.000	2	1	2	0	0	8.0		
20	Nick Iorfino	4	13	4	26	.346	0	3	.000	0	3	10	.700	15	1	.938	5	0	0	0	0	13.0		
2	Kevin McGinnis	1	0	0	0	.000	0	0	.000	0	0	0	.000	3	0	1000	1	0	0	0	0	0.0		
5	Chase Frishman	4	0	0	0	.000	4	12	.333	0	0	0	.000	32	0	1000	10	0	0	0	0	0.0		
12	Vaun Lennon	4	5	5	20	.000	1	3	.333	0	2	12	.833	10	0	1000	5	0	2	0	0	6.0		
22	Josh Lake	2	0	0	0	.000	0	0	.000	0	0	4	1000	0	0	.000	0	0	0	0	0	0.0		
23	Fred Stahl	4	5	1	11	.364	0	0	.000	0	2	8	.750	0	0	.000	1	0	5	0	0	7.5		
Team															2									
Totals		4	56	28	139	.201	51	134	.381	2	16	89	.820	76	3	.962	50	1	15	1	0	66.5		

Team Attack By Set

Set	K	E	TA	Pct	Sidout	Pct
1	17	8	42	.214	15-24	62%
2	16	6	31	.323	12-18	66%
3	11	7	35	.114	15-25	60%
4	12	7	31	.161	14-25	56%
					56-92	60%

TOTAL TEAM BLOCKS: 8.5

SET SCORES

UC San Diego (1)
Pacific (3)

1 2 3 4 Team Records:
22 25 24 17 4-9, 2-7 MPSF
25 17 26 25 5-3, 3-3 MPSF

##	Pacific	S	ATTACK				SET			SERVE				RECEIVE			Dig	BLOCK			BHE	Points
			K	E	TA	Pct	Ast	TA	Pct	SA	SE	TA	Pct	O	RE	Pct		BS	BA	BE		
5	Houlihan, Matthew	4	9	4	22	.227	1	3	.333	0	2	13	.846	19	2	.905	9	0	2	1	0	10.0
6	Tunnell, Patrick	4	3	1	5	.400	40	104	.385	0	4	17	.765	0	0	.000	2	2	0	0	0	5.0
9	Troy, Adam	4	11	3	29	.276	1	2	.500	2	3	20	.850	35	0	1000	2	2	2	0	0	16.0
10	Carmody, Tommy	4	9	1	18	.444	0	1	.000	0	0	8	1000	0	0	.000	1	2	4	1	0	13.0
12	Hughes, Taylor	4	12	5	34	.206	1	2	.500	0	2	10	.800	0	0	.000	7	0	2	0	0	13.0
20	Ahlin, Christian	4	2	2	10	.000	0	0	.000	1	2	17	.882	0	0	.000	3	1	0	0	0	4.0
2	Caceres, Javier	4	0	0	0	.000	2	4	.500	0	0	0	.000	17	0	1000	15	0	0	0	0	0.0
3	Edwards, Peter	3	0	0	0	.000	0	0	.000	0	0	7	1000	0	0	.000	2	0	0	0	0	0.0
7	Grasso, Marco	1	0	0	0	.000	0	0	.000	0	0	0	.000	0	0	.000	0	0	0	1	0	0.0
Totals		4	46	16	118	.254	45	116	.388	3	13	92	.859	71	2	.973	41	7	10	3	0	61.0

Team Attack By Set

Set	K	E	TA	Pct	Sidout	Pct
1	9	2	26	.269	16-23	69%
2	9	5	27	.148	11-24	45%
3	15	7	37	.216	16-25	63%
4	13	2	28	.393	14-17	82%
					57-89	64%

TOTAL TEAM BLOCKS: 12.0

Site: Stockton, CA (Alex G Spanos Center)

Date: Feb 08, 2013 Attend: 175 Time: 1:57

Referees: Bill Forrester, Mickey Matthews

	<u>1</u>	<u>2</u>	<u>3</u>	<u>4</u>	<u>Total</u>
Tie scores	7	6	15	7	35
Lead change	4	2	8	2	16

Volleyball Box Score

2013 UC San Diego Men's Volleyball

UC San Diego vs #4 Stanford (Feb 09, 2013 at Stanford, CA)

			ATTACK					SET			SERVE				RECEIVE				BLOCK					
##	UC San Diego	S	K	E	TA	Pct	Ast	TA	Pct	SA	SE	TA	Pct	O	RE	Pct	Dig	BS	BA	BE	BHE	Points		
7	Carl Eberts	2	4	3	17	.059	1	2	.500	1	2	11	.818	9	0	1000	0	0	1	0	0	5.5		
10	Mike Brunsting	3	5	0	5	1.000	26	76	.342	0	2	14	.857	0	1	.000	9	0	2	0	0	6.0		
13	Cheyne Hayes	2	2	3	8	-.125	0	0	.000	1	3	10	.700	0	0	.000	3	0	0	0	0	3.0		
18	Sebastian Brady	3	3	0	7	.429	0	0	.000	0	0	6	1000	0	0	.000	0	1	2	0	0	5.0		
20	Nick Iorfino	3	7	5	22	.091	2	4	.500	0	2	7	.714	11	0	1000	6	0	2	0	0	8.0		
23	Fred Stahl	3	10	4	20	.300	0	0	.000	0	2	8	.750	0	0	.000	0	0	3	0	0	11.5		
5	Chase Frishman	3	0	0	0	.000	3	8	.375	0	0	0	.000	36	2	.947	8	0	0	0	0	0.0		
12	Vaun Lennon	2	5	4	14	.071	1	3	.333	0	1	4	.750	3	1	.750	0	0	1	0	0	5.5		
16	Joel Schow	1	0	0	0	.000	0	0	.000	0	0	1	1000	0	0	.000	0	0	0	0	0	0.0		
22	Josh Lake	3	0	0	1	.000	0	0	.000	0	0	7	1000	0	0	.000	4	0	0	0	0	0.0		
Totals		3	36	19	94	.181	33	93	.355	2	12	68	.824	59	4	.937	30	1	11	0	0	44.5		

Team Attack By Set

Set	K	E	TA	Pct	Sidout	Pct
1	13	6	33	.212	16-25	63%
2	10	6	28	.143	14-24	58%
3	13	7	33	.182	16-25	63%
46-74						62%

TOTAL TEAM BLOCKS: 6.5

SET SCORES

UC San Diego (0)
Stanford (3)

1 2 3 Team Records:
22 22 23 4-10, 2-8 MPSF
25 25 25 8-4, 5-4 MPSF

		ATTACK				SET			SERVE				RECEIVE				BLOCK					
##	Stanford	S	K	E	TA	Pct	Ast	TA	Pct	SA	SE	TA	Pct	O	RE	Pct	Dig	BS	BA	BE	BHE	Points
1	Ctvrlik, Joe	3	0	1	1	-1.00	33	74	.446	0	3	14	.786	0	0	.000	8	1	2	0	0	2.0
2	Kneller, Jake	3	9	2	13	.538	0	0	.000	2	2	12	.833	14	0	1000	5	0	0	0	0	11.0
5	Cook, Brian	3	12	7	30	.167	1	3	.333	0	3	13	.769	9	0	1000	7	2	1	0	0	14.5
7	Falls, Denny	3	4	0	6	.667	0	0	.000	1	0	4	1000	0	0	.000	0	1	1	0	0	6.5
12	Irvin, Steven	3	10	6	28	.143	0	0	.000	0	2	13	.846	7	1	.875	2	0	2	0	0	11.0
14	Haly, Spencer	3	5	2	12	.250	1	1	1000	1	0	12	1000	0	0	.000	2	0	4	0	0	8.0
6	Delgado, Grant	3	0	0	0	.000	2	6	.333	0	0	0	.000	0	0	.000	7	0	0	0	0	0.0
13	Mochalski, Eric	3	0	0	0	.000	0	0	.000	0	1	3	.667	0	0	.000	0	0	0	0	0	0.0
16	Sakaida, Scott	3	0	0	0	.000	3	5	.600	0	0	0	.000	24	1	.960	1	0	0	0	0	0.0
17	Hayden, Madison	3	0	0	0	.000	0	0	.000	0	0	3	1000	0	0	.000	0	0	0	0	0	0.0
Totals		3	40	18	90	.244	40	89	.449	4	11	74	.851	54	2	.964	32	4	10	0	0	53.0

Team Attack By Set

Set	K	E	TA	Pct	Sidout	Pct
1	15	5	31	.323	16-22	72%
2	12	7	26	.192	15-23	65%
3	13	6	33	.212	16-23	69%
47-68						69%

TOTAL TEAM BLOCKS: 9.0

Site: Stanford, CA (Maples Pavilion)

Date: Feb 09, 2013 Attend: 624 Time: 1:28

Referees: Bill Forrester, John Kinyon

	<u>1</u>	<u>2</u>	<u>3</u>	<u>Total</u>
Tie scores	16	5	10	31
Lead change	5	1	5	11

2013 UC San Diego Men's Volleyball
UC San Diego Combined Team Statistics (as of Feb 09, 2013)
Conference matches

RECORD:	OVERALL	HOME	AWAY	NEUTRAL
ALL GAMES	2-8	2-4	0-4	0-0
CONFERENCE	2-8	2-4	0-4	0-0
NON-CONFERENCE	0-0	0-0	0-0	0-0

##	Player	sp	Attack					Set		Serve			re	Dig		Blocking						points
			k	k/s	e	ta	pct	a	a/s	sa	se	sa/s		dig	dig/s	bs	ba	total	blk/s	be	bhe	
7	Carl Eberts	31	106	3.42	49	244	.234	7	0.23	1	16	0.03	7	52	1.68	2	15	17	0.55	2	0	116.5
13	Cheyne Hayes	29	73	2.52	51	188	.117	1	0.03	7	27	0.24	0	25	0.86	0	13	13	0.45	4	0	86.5
12	Vaun Lennon	30	67	2.23	34	174	.190	5	0.17	3	13	0.10	11	29	0.97	0	8	8	0.27	2	1	74.0
20	Nick Iorfino	25	66	2.64	30	143	.252	2	0.08	1	17	0.04	5	25	1.00	1	6	7	0.28	0	0	71.0
18	Sebastian Brady	33	44	1.33	17	93	.290	3	0.09	0	3	0.00	0	14	0.42	3	19	22	0.67	2	0	56.5
23	Fred Stahl	30	33	1.10	16	84	.202	0	0.00	1	22	0.03	0	12	0.40	2	31	33	1.10	0	0	51.5
10	Mike Brunsting	30	20	0.67	11	43	.209	184	6.13	4	18	0.13	1	44	1.47	0	15	15	0.50	0	0	31.5
17	Greg Smith	8	12	1.50	0	21	.571	0	0.00	0	2	0.00	0	2	0.25	0	4	4	0.50	1	0	14.0
14	Garrett Dempsey	24	4	0.17	0	8	.500	176	7.33	0	4	0.00	0	27	1.12	0	4	4	0.17	1	2	6.0
26	Cory Swartzbaugh	5	5	1.00	3	13	.154	0	0.00	0	2	0.00	0	0	0.00	0	1	1	0.20	2	0	5.5
16	Joel Schow	4	1	0.25	2	7	-.143	2	0.50	0	0	0.00	0	3	0.75	0	3	3	0.75	0	0	2.5
22	Josh Lake	15	1	0.07	2	5	-.200	1	0.07	0	6	0.00	0	10	0.67	0	1	1	0.07	0	0	1.5
2	Kevin McGinnis	7	0	0.00	0	0	.000	2	0.29	0	1	0.00	3	12	1.71	0	0	0	0.00	0	0	0.0
5	Chase Frishman	33	0	0.00	0	0	.000	22	0.67	0	0	0.00	14	75	2.27	0	0	0	0.00	0	0	0.0
	TEAM	-	-	-	-	-	-	-	-	-	-	-	6	-	-	-	-	-	-	-	-	-
	UC SAN DIEGO	35	432	12.34	215	1023	.212	405	11.57	17	131	0.49	47	330	9.43	8	120	68.0	1.94	14	3	517.0
	Opponents	35	432	12.34	152	963	.291	408	11.66	47	123	1.34	17	301	8.60	30	166	113.0	3.23	13	1	592.0

Team Statistics	UCSD	OPP
ATTACK		
Kills	432	432
Errors	215	152
Total Attacks	1023	963
Attack Pct	.212	.291
Kills/Set	12.3	12.3
SET		
Assists	405	408
Attempts	1007	938
Assist Pct	.402	.435
Assists/Set	11.6	11.7
SERVE		
Aces	17	47
Errors	131	123
Attempts	742	823
Serve Pct	.823	.851
Aces/Set	0.5	1.3
SERVE RECEPTIONS		
Errors	47	17
Errors/Set	1.3	0.5
Attempts	700	611
Reception Pct	.933	.972
DEFENSE		
Digs	330	301
Digs/Set	9.4	8.6
BLOCKING		
Block Solo	8	30
Block Assist	120	166
Total Blocks	68.0	113.0
Blocks/Set	1.9	3.2
Block Errors	14	13
Ball handling errors	3	1
ATTENDANCE		
Total	2234	3490
Dates/Avg Per Date	6/372	4/872
Neutral site #/Avg	0/0	-
Current win streak	0	-
Home win streak	0	-

Date	Opponent	Score	Score by set	Att.
*Jan 10	#8 USC	w 3-0	25-22,25-22,25-20	319
*Jan 12	#4 PEPPERDINE	L 0-3	13-25,13-25,15-25	235
*Jan 17	#14 CALIFORNIA BAPTIST	w 3-2	19-25,25-17,17-25,25-16,15-12	251
*Jan 19	at #3 BYU	L 0-3	15-25,19-25,23-25	2301
*Jan 25	#9 CAL STATE NORTHRIDGE	L 0-3	23-25,25-27,20-25	302
*Jan 26	#7 LONG BEACH STATE	L 1-3	17-25,17-25,25-17,20-25	478
*Feb 01	at #12 UC Santa Barbara	L 1-3	26-28,25-23,25-27,19-25	390
*Feb 02	#5 UCLA	L 0-3	10-25,31-33,22-25	649
*Feb 08	at #11 Pacific	L 1-3	22-25,25-17,24-26,17-25	175
*Feb 09	at #4 Stanford	L 0-3	22-25,22-25,23-25	624

+ UC Santa Barbara Asics Invitational (4th Place)
* Mountain Pacific Sports Federation match

Record in 3-set matches: 1-5
Record in 4-set matches: 0-3
Record in 5-set matches: 1-0

2013 UC San Diego Men's Volleyball
UC San Diego Combined Team Statistics (as of Feb 09, 2013)
All matches

RECORD:	OVERALL	HOME	AWAY	NEUTRAL
ALL GAMES	4-10	3-4	0-4	1-2
CONFERENCE	2-8	2-4	0-4	0-0
NON-CONFERENCE	2-2	1-0	0-0	1-2

#	Player	sp	Attack					Set		Serve			re	Dig		Blocking					bhe	points
			k	k/s	e	ta	pct	a	a/s	sa	se	sa/s		dig	dig/s	bs	ba	total	blk/s	be		
7	Carl Eberts	48	153	3.19	68	355	.239	7	0.15	3	28	0.06	10	81	1.69	3	19	22	0.46	2	0	168.5
13	Cheyne Hayes	48	115	2.40	72	294	.146	1	0.02	9	44	0.19	0	55	1.15	8	21	29	0.60	4	0	142.5
12	Vaun Lennon	48	121	2.52	64	303	.188	5	0.10	7	25	0.15	15	55	1.15	1	12	13	0.27	2	1	135.0
18	Sebastian Brady	52	70	1.35	25	141	.319	3	0.06	3	7	0.06	0	21	0.40	11	30	41	0.79	4	0	99.0
20	Nick Iorfino	35	76	2.17	40	175	.206	3	0.09	2	22	0.06	5	31	0.89	1	8	9	0.26	0	0	83.0
23	Fred Stahl	40	46	1.15	17	107	.271	0	0.00	2	25	0.05	0	15	0.38	5	38	43	1.08	1	0	72.0
10	Mike Brunsting	41	23	0.56	14	51	.176	200	4.88	6	20	0.15	1	46	1.12	0	15	15	0.37	0	0	36.5
17	Greg Smith	19	25	1.32	6	46	.413	0	0.00	1	8	0.05	0	6	0.32	1	6	7	0.37	3	0	30.0
14	Garrett Dempsey	43	5	0.12	2	11	.273	355	8.26	1	6	0.02	0	53	1.23	0	5	5	0.12	1	3	8.5
26	Cory Swartzbaugh	9	6	0.67	5	17	.059	0	0.00	0	2	0.00	0	0	0.00	0	2	2	0.22	3	0	7.0
16	Joel Schow	4	1	0.25	2	7	-.143	2	0.50	0	0	0.00	0	3	0.75	0	3	3	0.75	0	0	2.5
22	Josh Lake	17	1	0.06	2	5	-.200	1	0.06	0	7	0.00	0	10	0.59	0	1	1	0.06	0	0	1.5
2	Kevin McGinnis	16	0	0.00	0	3	.000	5	0.31	0	1	0.00	7	33	2.06	0	0	0	0.00	0	0	0.0
5	Chase Frishman	43	0	0.00	0	1	.000	27	0.63	0	0	0.00	18	99	2.30	0	0	0	0.00	0	0	0.0
	TEAM	-	-	-	-	-	-	-	-	-	-	-	7	-	-	-	-	-	-	-	-	-
	UC SAN DIEGO	54	642	11.89	317	1516	.214	609	11.28	34	195	0.63	63	508	9.41	30	160	110.0	2.04	21	4	786.0
	Opponents	54	653	12.09	248	1491	.272	556	10.30	63	202	1.17	34	410	7.59	48	236	166.0	3.07	20	1	882.0

Team Statistics	UCSD	OPP
ATTACK		
Kills	642	653
Errors	317	248
Total Attacks	1516	1491
Attack Pct	.214	.272
Kills/Set	11.9	12.1
SET		
Assists	609	556
Attempts	1246	1178
Assist Pct	.489	.472
Assists/Set	11.3	10.3
SERVE		
Aces	34	63
Errors	195	202
Attempts	1039	1231
Serve Pct	.812	.836
Aces/Set	0.6	1.2
SERVE RECEPTIONS		
Errors	63	34
Errors/Set	1.2	0.6
Attempts	1032	942
Reception Pct	.939	.964
DEFENSE		
Digs	508	410
Digs/Set	9.4	7.6
BLOCKING		
Block Solo	30	48
Block Assist	160	236
Total Blocks	110.0	166.0
Blocks/Set	2.0	3.1
Block Errors	21	20
Ball handling errors	4	1
ATTENDANCE		
Total	2447	3490
Dates/Avg Per Date	7/350	4/872
Neutral site #/Avg	3/203	
Current win streak	0	-
Home win streak	0	-

Date	Opponent	Score	Score by set	Att.
+Jan 04	vs #5 Lewis	w 3-2	19-25,17-25,32-30,25-23,15-12	50
+Jan 04	vs #6 UCLA	L 2-3	24-26,19-25,25-22,25-17,8-15	150
+Jan 05	vs #7 Long Beach State	L 2-3	25-21,21-25,18-25,25-16,12-15	410
*Jan 10	#8 USC	w 3-0	25-22,25-22,25-20	319
*Jan 12	#4 PEPPERDINE	L 0-3	13-25,13-25,15-25	235
*Jan 17	#14 CALIFORNIA BAPTIST	w 3-2	19-25,25-17,17-25,25-16,15-12	251
*Jan 19	at #3 BYU	L 0-3	15-25,19-25,23-25	2301
*Jan 25	#9 CAL STATE NORTHRIDGE	L 0-3	23-25,25-27,20-25	302
*Jan 26	#7 LONG BEACH STATE	L 1-3	17-25,17-25,25-17,20-25	478
Jan 30	PRINCETON	w 3-1	25-23,25-22,21-25,25-19	213
*Feb 01	at #12 UC Santa Barbara	L 1-3	26-28,25-23,25-27,19-25	390
*Feb 02	#5 UCLA	L 0-3	10-25,31-33,22-25	649
*Feb 08	at #11 Pacific	L 1-3	22-25,25-17,24-26,17-25	175
*Feb 09	at #4 Stanford	L 0-3	22-25,22-25,23-25	624

+ UC Santa Barbara Asics Invitational (4th Place)

* Mountain Pacific Sports Federation match

Record in 3-set matches: 1-5

Record in 4-set matches: 1-3

Record in 5-set matches: 2-2