



2013 UC SAN DIEGO

Volleyball

Contact: Doga Gur • dgur@ucsd.edu • 650.353.0153

SCHEDULE

1-2 Overall/0-0 MPSF

0-0 Home/0-0 Away/1-2 Neutral

January

4	vs. #5 Lewis ¹	W, 3-2
4	vs. #6 UCLA ¹	L, 2-3
5	vs. #7 Long Beach State ¹	L, 2-3
10	#8 USC*	7 p.m.
12	#4 Pepperdine*	1 p.m.
17	Cal Baptist*	7 p.m.
19	at BYU*	6 p.m.
25	Cal State Northridge*	7 p.m.
26	Long Beach State*	7 p.m.
30	Princeton	5 p.m.

February

1	at UC Santa Barbara*	7 p.m.
2	at UCLA*	7 p.m.
8	at Pacific*	7 p.m.
9	at Stanford*	7 p.m.
15	UC Santa Barbara*	7 p.m.
16	UC Irvine*	7 p.m.
22	at Hope International	7 p.m.
23	Alumni	2 p.m.

March

1	at Cal Baptist*	7 p.m.
2	BYU*	7 p.m.
6	at Long Beach State*	7 p.m.
8	at Cal State Northridge*	7 p.m.
15	at Pepperdine*	7 p.m.
16	at USC*	7 p.m.
28	at UC Irvine*	7 p.m.
29	UCLA*	7 p.m.

April

5	Pacific*	7 p.m.
6	Stanford*	7 p.m.
12	Hawai'i*	7 p.m.
13	Hawai'i*	7 p.m.
20	MPSF Quarterfinals	TBA
25	MPSF Semifinals	TBA
27	MPSF Finals	TBA

May

2	NCAA Semifinals ²	TBA
4	NCAA Finals ²	TBA

¹ UCSB Asics Invitational at Santa Barbara

² at Los Angeles (Host: UCLA)

* MPSF match

All times Pacific

NO. 14 TRITONS WELCOME NO. 8 TROJANS FOR 2013 HOME OPENER

Match 4

#14 UCSD (1-2, 0-0) vs. #8 USC (0-0, 0-0)

Thursday, Jan. 10 • 7 p.m.

RIMAC Arena • La Jolla



All-time series USC leads 38-6
Last meeting 4/5/12 at USC (USC 3-0)
Last UCSD win 3/6/09 in La Jolla (3-1)
UCSD streak Lost 7



Match 5

#14 UCSD (1-2, 0-0) vs. #4 Pepperdine (0-0, 0-0)

Saturday, Jan. 12 • 1 p.m.

RIMAC Arena • La Jolla

All-time series Pepperdine leads 40-3
Last meeting 4/7/12 in Malibu (PEP 3-0)
Last UCSD win 3/12/11 in Malibu (3-2)
UCSD streak Lost 2

Fresh Off Asics Statement, UCSD Opens Home and Conference Schedule

UC San Diego (1-2) opens both its 2013 home and Mountain Pacific Sports Federation (MPSF) ledger this week. The Tritons host No. 8 USC at RIMAC Arena on Thursday, Jan. 10, at 7 p.m., before welcoming in No. 4 Pepperdine for a 1 p.m. matinee on Saturday, Jan. 12. UCSD began its 2013 season at the 49th Annual UC Santa Barbara Asics Invitational last weekend, taking three of the top seven teams in the country to the five-set maximum and knocking off No. 5 Lewis after facing a two-set deficit. The Trojans and the Waves have yet to open their campaigns. Pepperdine plays at top-ranked defending national champion UC Irvine on Tuesday night.

Match Coverage



All UCSD home matches inside RIMAC Arena will again this season feature a live online video stream as well as live stats. Fans can access live video and live stats from the Schedule/Results tab of the men's volleyball page at UCSDtritons.com.

Tritons Make 2013 AVCA Poll Debut After Solid Weekend

After a 1-2 showing at the UCSB Asics Invitational where it took all three top-seven opponents to five sets, UCSD moved into the No. 14 position in this week's American Volleyball Coaches Association (AVCA) Division I-II Men's Coaches Top 15 Poll. The Tritons were among five teams receiving votes just outside of the preseason edition of the rankings. Having played No. 5 Lewis, No. 6 UCLA and No. 7 Long Beach State in order last weekend, UCSD continues an incredibly-tough early-season schedule with No. 8 USC and No. 4 Pepperdine rolling into RIMAC Arena to begin the conference slate in the week ahead.

Best-Ever Fourth-Place Asics Finish

UCSD made its first championship semifinal appearance at the UC Santa Barbara Asics Invitational last Friday night after rallying to take down No. 5 Lewis in five sets that morning. With back-to-back 3-2 losses to UCLA and Long Beach State, the Tritons finished a best-ever fourth at the tourney. UCSD went an identical 1-2 but placed seventh in both 2010 and 2011.

Lennon Selected to UCSB Asics Invitational All-Tournament Team

Junior outside hitter Vaun Lennon represented UCSD on the seven-player All-Tournament Team of the 2013 UC Santa Barbara Asics Invitational. He was the lone Triton to achieve double-digit kill totals in all three matches, with 13 in the come-from-behind win over Lewis, 12 against UCLA and 16 more in the third-place match versus Long Beach State. The Los Angeles native also produced seven digs in all three contests and was a UCSDtritons.com Athlete of the Week.

Eberts Approaching Exclusive 1000-Kill Club

In his final season of college volleyball, senior outside hitter Carl Eberts needs 211 kills to become just the fifth player in program history to reach the 1,000-kill plateau. The product of Huntington Beach and Edison High School produced 89 kills as a redshirt freshman in 2010, before leading the squad in 2011 and 2012 with 326 and 335 kills, respectively. Matching either of those two campaigns would put Eberts firmly in UCSD's 1000-Kill Club, joining current members and former teammates Jason Spangler (1,491; 2007-10) and Frank Fritsch (1,403; 2007-10), as well as Jim Waller (1,301; 2001-04) and former Triton women's volleyball head coach (2005-09) and current LMU women's coach Tom Black (1,268; 1993-96).

Veteran Duo Moving Up All-Time Charts

Carl Eberts and Chase Frishman are each moving up separate all-time lists in the UCSD men's volleyball record book. Eberts has moved into the top-10 in kills, currently in ninth with 789. He is ninth in attacks (1,889) and also looking to enter the all-time lists in the aces (48; six short) and digs (383; 41 short) categories. Frishman, meanwhile, is sixth with 471 digs, and is 136 away from matching Chris Mortimer (2000-03) for second all-time in program history.

Follow the Tritons

There are now more ways than ever to follow the Tritons. You've always got UCSDtritons.com at your fingertips, but our social media scene continues to grow. Get instant updates on Twitter and like us on Facebook. For a more visual approach, watch our YouTube channel. Follow the Tritons all year long on social media for updates, behind-the-scenes looks and giveaways!

Starters Returning (6 plus libero)

No.	Name	Pos.	MP-MS	SP	KPS	Pct.	A	SA	DPS	BPS	PPS
7	Carl Eberts	OH	28-28	104	3.22	.194	18	20	1.34	0.62	3.77
12	Vaun Lennon	OH	28-28	103	2.84	.165	14	16	1.32	0.35	3.20
18	Sebastian Brady	MB	28-27	103	1.67	.332	4	2	0.27	0.77	2.12
23	Fred Stahl	MB	22-22	79	1.38	.313	3	8	0.24	0.95	1.99
10	Mike Brunsting	S	27-18	87	0.37	.090	556	19	1.01	0.37	0.80
14	Garrett Dempsey	S	23-12	61	0.08	.400	486	5	0.93	0.16	0.25
5	Chase Frishman	L	25-0	92	0.00	-.667	28	1	2.28	0.00	0.01

Other Letterwinners Returning (6)

No.	Name	Pos.	MP-MS	SP	KPS	Pct.	A	SA	DPS	BPS	PPS
13	Cheyne Hayes	OPP	16-6	38	1.47	.096	1	5	1.29	0.37	1.82
17	Greg Smith	MB	9-6	27	1.59	.402	1	2	0.37	0.85	2.20
11	Scot Metzger	OH	12-0	30	0.33	.172	1	3	0.23	0.00	0.43
16	Joel Schow	MB	3-1	3	0.00	.000	0	0	0.33	0.33	0.17
2	Kevin McGinnis	L	21-0	61	0.00	-.500	10	0	1.08	0.00	0.00
20	Nick Iorfino	OH	0-0	0	-	-	-	-	-	-	-

Letterwinners Lost (4)

No.	Name	Pos.	MP-MS	SP	KPS	Pct.	A	SA	DPS	BPS	PPS
3	Troy Tomasello	OH	12-9	33	1.45	.193	1	1	0.97	0.30	1.65
19	Chris Andrulis	OPP	2-2	4	3.00	.148	0	0	1.50	0.00	3.00
1	Tien Le	S	16-0	32	0.06	.250	59	2	0.28	0.09	0.17
8	Justin Johnson	OH	8-0	11	0.27	.222	1	0	0.45	0.00	0.27

Redshirt Freshmen Returning (1)

No.	Name	Pos.	Ht.	Wt.
6	Eric Barber	OH	6-5	175

Freshman Newcomers (8)

No.	Name	Pos.	Ht.	Wt.	No.	Name	Pos.	Ht.	Wt.
1	Elliott Shaw	OH	6-3	195	22	Josh Lake	OPP	6-5	215
3	Ganesh Elie	MB	6-7	200	24	Matt Laughrea	OH	6-2	195
8	Kyle Loria	OH	6-2	187	25	Grant Currey	S	6-2	170
15	Mathew Schnitzer	MB	6-6	197	26	Cory Swartzbaugh	OPP	6-7	195

QUICK FACTS

The University

Location	La Jolla, CA 92093
Founded	1960
Enrollment	29,324
Colors	Blue and Gold
Nickname	Tritons
Affiliation	NCAA Division II
Conference	Mountain Pacific Sports Federation
Chancellor	Dr. Pradeep K. Khosla
Athletics Director	Earl W. Edwards
Athletics Phone	858.534.4211
Facility (Capacity)	RIMAC Arena (5,000)
Press Row Phone	650.353.0153

Coaching Staff

Head Coach	Kevin Ring, 8th Season
Alma Mater	UC San Diego '96
Record at UCSD (Years)	60-144 (8th)
Overall Record (Years)	60-144 (8th)
Email	mvball@ucsd.edu
Assistant Coach	Paul Warren, 7th Season
Alma Mater	UC San Diego '92
Assistant Coach	Brett Alderman, 1st Season
Assistant Coach	JJ Van Niel, 2nd Season
Alma Mater	USC '98
Volleyball Phone	858.534.8443
Assistants' Email	mvball@ucsd.edu

2012 Season

Overall Record	9-19
MPSF Record (Finish)	6-16 (9th)
Final AVCA Ranking	13th
Highest AVCA Ranking	11th
Postseason	None

2013 Season

Starters Returning/Lost	6 (plus libero)/0
Letterwinners Returning/Lost	13/4
Returning Redshirts	1
Newcomers	8

Team History

First Season	1968
Overall Record Through 2012	246-624
First Season in NCAA Division II	2001
NCAA Division III National Titles	1 (2000)
NAIA National Titles	1 (1970)

Communications

Volleyball Contact	Doga Gur
Email	dgur@ucsd.edu
Phone	650.353.0153
Press Row Phone	650.353.0153

On the Web

UCSD Athletics	UCSDtriton.com
MPSF	mpsports.org
AVCA	avca.org
NCAA	ncaa.com/sports/volleyball-men/d1

Social

Facebook	facebook.com/UCSDtriton
Twitter	twitter.com/UCSDtriton
YouTube	youtube.com/UCSDathletics
SmugMug	ucsdtriton.smugmug.com



UCSDtriton



@UCSDtriton

AVCA NATIONAL POLL

January 7

Rank	School (1st-Place Votes)	Preseason
1	UC Irvine (16)	1
2	BYU	2
3	Stanford	3
4	Pepperdine	4
5	UCLA	6
6	Long Beach State	7
7	Penn State	8
8	USC	9
9	UC Santa Barbara	13
10	Ohio State	11
11	Cal State Northridge	12
12	Cal Baptist	15
13	Lewis	5
14	UC San Diego	NR
15	Pacific	NR

UCSD in the AVCA Poll

Preseason	RV
January 7	14
January 14	
January 21	
January 28	
February 4	
February 11	
February 18	
February 25	
March 4	
March 11	
March 18	
March 25	
April 8	
April 15	
April 22	
April 29	

MPSF STANDINGS

Through January 7

Team	MPSF	Overall
BYU	2-0	2-0
UC Irvine	0-0	3-0
Stanford	0-0	2-0
Pacific	0-0	1-0
UCLA	0-0	2-1
Cal Baptist	0-0	2-1
Long Beach State	0-0	2-1
UC Santa Barbara	0-0	2-1
UC San Diego	0-0	1-2
USC	0-0	0-0
Pepperdine	0-0	0-0
Cal State Northridge	0-0	0-0
Hawai'i	0-2	0-2


MPSF COACHES' POLL

Preseason

Rank	Team (First-Place Votes)	Points
1	UC Irvine (11)	143
2	BYU (2)	134
3	Pepperdine	113
4	Stanford	110
5	UCLA	94
6	Long Beach State	85
7	USC	83
8	Cal State Northridge	61
9	UC Santa Barbara	55
10	Cal Baptist	49
11	Pacific	35
12	Hawai'i	30
13	UC San Diego	22



#1 Shaw




#2 McGinnis




#3 Elie



#5 Frishman



#6 Barber



#7 Eberts



#8 Loria



#10 Brunsting




#11 Metzger



#12 Lennon



#13 Hayes



#14 Dempsey



#15 Schnitzer



#16 Schow



#17 Smith



#18 Brady



#20 Iorfino



#22 Lake



#23 Stahl



#24 Laughrea



#25 Currey



#26 Swartzbaugh



HC Ring



AC Warren



AC Alderman



AC Van Niel

ROSTER

No.	Name	Pos.	Ht.	Yr.	Hometown/High School/Last School
1	Elliott Shaw	OH	6-3	Fr.	Mission Viejo/Capistrano Valley
2	Kevin McGinnis	L	6-0	So.	Glen Ellyn, IL/Glenbard West
3	Ganesh Elie	MB	6-7	Fr.	Sunnyvale/Homestead
5	Chase Frishman	L	6-1	Sr.	Dana Point/Dana Hills
6	Eric Barber	OH	6-5	RFr.	Santa Monica/Santa Monica
7	Carl Eberts (C)	OH	6-5	Sr.	Huntington Beach/Edison
8	Kyle Loria	OH	6-2	Fr.	Rocklin/Rocklin
10	Mike Brunsting	S	6-5	Jr.	Poway/Francis Parker School
11	Scot Metzger	OH	6-4	So.	Crestwood, MO/St. Louis University
12	Vaun Lennon	OH	6-3	Jr.	Los Angeles/Loyola
13	Cheyne Hayes	OPP	6-4	So.	Creston/Paso Robles
14	Garrett Dempsey	S	6-2	So.	Palos Heights, IL/Marist
15	Mathew Schnitzer	MB	6-6	Fr.	Los Alamitos/Los Alamitos
16	Joel Schow	MB	6-6	So.	San Francisco/St. Ignatius College Prep
17	Greg Smith	MB	6-5	Sr.	Fullerton/EI Dorado/Golden West College
18	Sebastian Brady	MB	6-7	Jr.	Chico/Chico
20	Nick Iorfino	OH	6-2	So.	Huntington Beach/Huntington Beach
22	Josh Lake	OPP	6-5	Fr.	Poway/Poway
23	Fred Stahl	MB	6-6	Jr.	Sunnyvale/Bellarmine College Prep
24	Matt Laughrea	OH	6-2	Fr.	Rocklin/Rocklin
25	Grant Currey	S	6-2	Fr.	Rocklin/Rocklin
26	Cory Swartzbaugh	OPP	6-7	Fr.	Laguna Niguel/Dana Hills

Head Coach Kevin Ring, 8th Season (UCSD '96)

Assistant Coaches Paul Warren, Brett Alderman, JJ Van Niel

By Position

Liberos (2)

- 2 Kevin McGinnis
- 5 Chase Frishman

Middle Blockers (6)

- 3 Ganesh Elie
- 15 Mathew Schnitzer
- 16 Joel Schow
- 17 Greg Smith
- 18 Sebastian Brady
- 23 Fred Stahl

Opposites (3)

- 13 Cheyne Hayes
- 22 Josh Lake
- 26 Cory Swartzbaugh

Outside Hitters (8)

- 1 Elliott Shaw
- 6 Eric Barber
- 7 Carl Eberts
- 8 Kyle Loria
- 11 Scot Metzger
- 12 Vaun Lennon
- 20 Nick Iorfino
- 24 Matt Laughrea

Setters (3)

- 10 Mike Brunsting
- 14 Garrett Dempsey
- 25 Grant Currey

By Year

Freshmen (8)

- 1 Elliott Shaw
- 3 Ganesh Elie
- 8 Kyle Loria
- 15 Mathew Schnitzer
- 22 Josh Lake
- 24 Matt Laughrea
- 25 Grant Currey
- 26 Cory Swartzbaugh

Redshirt Freshmen (1)

- 6 Eric Barber

Sophomores (6)

- 2 Kevin McGinnis
- 11 Scot Metzger
- 13 Cheyne Hayes
- 14 Garrett Dempsey
- 16 Joel Schow
- 20 Nick Iorfino

Juniors (4)

- 10 Mike Brunsting
- 12 Vaun Lennon
- 18 Sebastian Brady
- 23 Fred Stahl

Seniors (3)

- 5 Chase Frishman
- 7 Carl Eberts
- 17 Greg Smith

Pronunciations

- 3 **Ganesh Elie** gah-NAYSH ELL-ee
- 7 **Carl Eberts** E-ber-ts (hard E)
- 8 **Kyle Loria** LOR-ee-ah
- 10 **Mike Brunsting** BRUNN-sting
- 16 **Joel Schow** (rhymes with COW)
- 20 **Nick Iorfino** E-or-FEE-no
- 23 **Fred Stahl** (rhymes with BALL)
- 24 **Matt Laughrea** LOCK-ray
- 26 **Cory Swartzbaugh** SWORTS-baw



UCSDtritons



UCSDtritons

UCSDtritons.com

HEAD COACH KEVIN RING



The 2013 season is former Triton player Kevin Ring's eighth as head coach of the UCSD men's volleyball program.

Ring's 2012 squad finished with a 9-19 overall record and placed ninth in the ultra-competitive Mountain Pacific Sports Federation (MPSF) with a 6-16 mark, narrowly missing a berth in the eight-team league tournament. UCSD recorded upsets over No. 3 UCLA, No. 9 Long Beach State, No. 11 Hawai'i, No. 12 UC Santa Barbara and No. 13 Cal State Northridge. The team strung together an unprecedented five-match win streak in league play, three of those victories on the road.

For the second straight year, the Tritons climbed to as high as No. 11 in the AVCA national poll.

Outside hitter Carl Eberts and libero Chase Frishman earned All-MPSF honorable mention. Outside hitter Vaun Lennon was tabbed the AVCA National Player of the Week in early April, becoming the second Triton to garner that distinction in the history of the program. Additionally, six players were named MPSF All-Academic in 2012.

UCSD finished with five MPSF wins in 2011, producing upsets at defending national champion and fourth-ranked Stanford, at No. 5 UCLA, at No. 7 UC Irvine, at No. 11 Pepperdine and at home against No. 11 Hawai'i. The sweep at Stanford marked not only the Tritons' first-ever triumph at Maples Pavilion, but also snapped the 18-match home win streak of the Cardinal.

On March 24, 2011, UCSD hosted third-ranked Ohio State and took a four-set victory over the Buckeyes, who went on to win the national championship.

Senior setter Phil Bannan was an All-MPSF Second Team selection after becoming UCSD's all-time leader in assists and service aces. Ring also graduated middle blocker Calvin Ross, who took over as the school's career leader in blocks. Four Tritons were named MPSF All-Academic in 2011.

In 2010, the Tritons were ranked in the top-15 nationally through the entire year and collected six conference wins for the campaign, including two each over UCLA and Pepperdine. Bannan picked up All-MPSF honorable mention for the second straight year.

Ring led the 2009 squad to its most successful in program history. The Tritons won a Division II-best 13 matches and nearly qualified for the MPSF Tournament, being eliminated during the final weekend of conference play. UCSD defeated several ranked teams, including a win over UCLA for the second consecutive season. The Tritons finished the year ranked No. 11 and Ring was named MPSF Coach of the Year.

While maintaining a high level of success on the court and in the classroom, Ring and his players have kept a clear focus on giving back to the community. For the past several years, the Tritons have held regular volleyball clinics with Big Brothers Big Sisters of San Diego County.

Before being elevated to the head-coaching position on June 15, 2005, Ring spent the previous nine years as an assistant for the UCSD men's squad. He served as the top assistant for Duncan McFarland in 1997 and 1998, for Jon Stevenson in 1999 and for Ron Larsen between 2000-05. Ring helped guide the Tritons to an NCAA Division III national championship in 2000.

In addition to his duties at UCSD, Ring was an adjunct faculty member in the Department of Chemistry and Biochemistry at the University of San Diego. He also served as an assistant coach for the Torero women's volleyball team in 2004-05.

Ring got his start at UCSD serving as the men's volleyball team manager from 1989-91 before playing on the team for three seasons.

Ring was the full-time team manager for the USA men's national team from 1991-93 and continued on as a technical advisor through 1996. He accompanied the national team to the 1992 Olympic Games in Barcelona and the 1996 Games in Atlanta. The 1992 squad left Spain with a bronze medal.

Ring earned two degrees from UCSD, graduating with a bachelor's degree in biochemistry in 1996, followed by a master's degree in chemistry in 1998. A native of Oregon, he played prep volleyball at Sheldon High School in Eugene.

USC Notes

The eighth-ranked Trojans open their 2013 campaign at RIMAC Arena this Thursday night. USC is coming off of a 2012 season in which it went 24-6 overall and won a second straight MPSF regular-season title with an 18-4 league mark. The Trojans ultimately dropped a 3-0 decision to UC Irvine in the NCAA championship match inside their own Galen Center. They have now made NCAA Championship appearances in three out of the past four years. USC returns sophomore setter Micah Christenson, the 2012 AVCA National Newcomer of the Year and MPSF Freshman of the Year, as well as sophomore middle blocker Robert Feathers, who led the nation in blocking. Last weekend, USC split a pair of exhibition matches at home against Canadian opposition, sweeping British Columbia-Okanagan in three sets on Thursday prior to suffering a 3-1 defeat the next night to Alberta, when junior opposite Tanner Jansen led all players with 18 kills. Two-time AVCA National Coach of the Year Bill Ferguson is in his seventh season at the Trojan helm.

Pepperdine Notes

The No. 4 Waves went 14-15 overall and 9-13 in the MPSF a year ago, good for eighth place and the final spot in the MPSF Tournament. Pepperdine has three full-time starters among 12 returners from that squad. The Waves hosted top Canadian outfit Alberta in an exhibition contest last Saturday in Malibu, taking a 3-0 decision behind a match-high 19 kills from senior opposite Maurice Torres. Pepperdine also features junior middle Parker Kalmbach, who had seven blocks in the match. The setter is sophomore Matt West. Volleyball Hall of Famer Marv Dunphy is in his 30th season guiding the Waves.

Eberts and Frishman Back for One Final College Campaign

The Tritons return their senior tandem of Carl Eberts and Chase Frishman in 2013 for one final season of their stellar college careers. The duo each earned All-Mountain Pacific Sports Federation honorable mention a year ago. Frishman recently garnered preseason All-America honorable mention from Off the Block. Eberts is a fifth-year senior out of Huntington Beach who red-shirted as a true freshman in 2009. Frishman, a native of Dana Point, is in his fourth year in the program. The only other senior on head coach Kevin Ring's 2013 roster is third-year Triton Greg Smith, a middle blocker out of Fullerton.

Poll Position

UCSD was ranked No. 13 in the final American Volleyball Coaches Association (AVCA) national poll of the 2012 season. The Tritons' highest AVCA ranking a year ago was No. 11. National champion UC Irvine was No. 1 in the final poll.

In the MPSF

Individually, Chase Frishman was third in the conference in digs (2.28/set) in 2012. Carl Eberts ranked 14th in both kills (3.22/set) and points (3.77/set). Garrett Dempsey and Mike Brunsting were 12th (7.97/set) and 13th (6.39/set), respectively, in assists. As a team, UCSD ranked sixth in digs (8.60/set), eighth in aces (0.87/set), and ninth in kills (12.20/set) and assists (11.44/set).

In the National Rankings

Individually, Chase Frishman was 13th nationally in digs (2.28/set) in 2012. Carl Eberts ranked 32nd in kills (3.22/set) with Vaun Lennon 42nd (2.84/set). Mike Brunsting was 28th in assists (6.39/set), with Fred Stahl 36th in blocks (0.95/set). As a team, UCSD ranked 17th in assists (11.44/set), 19th in kills (12.20/set), 20th in digs (8.60/set), 26th in hitting percentage (0.215), 27th in aces (0.87/set) and 28th in both blocks (1.99/set) and match win-loss percentage (0.321).

UCLA to Host NCAA Championship

UCLA will play host to the 2013 NCAA Men's Volleyball Championship at the New Pauley Pavilion in Los Angeles. The two semifinals will be held on May 2, with the national title match taking place on May 4. For tickets, call 310.825.2946 or go to UCLABruins.com. This will be the second straight year that the event has been held in Los Angeles, after USC hosted the 2012 installment at the Galen Center. For complete information on the championship, visit <http://www.ncaa.com/championships/volleyball-men/d1>.

MATCH-BY-MATCH LEADERS

	<u>Kills</u>	<u>Assists</u>	<u>Aces</u>	<u>Digs</u>	<u>Blocks</u>	<u>Points</u>
1/4 vs. LEWIS	Eberts 16	Dempsey 49	Brunsting 2*	Frishman 13*	Brady 6*	Eberts 17.5
1/4 vs. UCLA	Eberts 16	Dempsey 45	Lennon 2	McGinnis 10	Brady/Hayes 3	Eberts 18.0
1/5 vs. LBSU	Hayes 18	Dempsey 44*	Brady/Lennon/Smith 1	Hayes 15*	Brady/Hayes 5	Hayes 21.0
1/10 vs. USC	-	-	-	-	-	-
1/12 vs. PEPP	-	-	-	-	-	-
1/17 vs. CBU	-	-	-	-	-	-
1/19 at BYU	-	-	-	-	-	-
1/25 vs. CSUN	-	-	-	-	-	-
1/26 vs. LBSU	-	-	-	-	-	-
1/30 vs. PRIN	-	-	-	-	-	-
2/1 at UCSB	-	-	-	-	-	-
2/2 at UCLA	-	-	-	-	-	-
2/8 at UOP	-	-	-	-	-	-
2/9 at STAN	-	-	-	-	-	-
2/15 vs. UCSB	-	-	-	-	-	-
2/16 vs. UCI	-	-	-	-	-	-
2/22 at HIU	-	-	-	-	-	-
3/1 at CBU	-	-	-	-	-	-
3/2 vs. BYU	-	-	-	-	-	-
3/6 at LBSU	-	-	-	-	-	-
3/8 at CSUN	-	-	-	-	-	-
3/15 at PEPP	-	-	-	-	-	-
3/16 at USC	-	-	-	-	-	-
3/28 at UCI	-	-	-	-	-	-
3/29 vs. UCLA	-	-	-	-	-	-
4/5 vs. UOP	-	-	-	-	-	-
4/6 vs. STAN	-	-	-	-	-	-
4/12 vs. UH	-	-	-	-	-	-
4/13 vs. UH	-	-	-	-	-	-

*match high

CAREER AND SEASON HIGHS

1 • Elliott SHAW • OH

Stat	2013 High	Career High
Kills	-	-
Hit% (min. 10 A)	-	-
Assists	-	-
Aces	-	-
Digs	-	-
Blocks	-	-
Points	-	-

2 • Kevin McGINNIS • L

Stat	2013 High	Career High
Kills	-	0
Assists	3, 1/5 vs. Long Beach State	3, 2 times (last 1/5/13 vs. LBSU)
Aces	-	0
Digs	11, 1/5 vs. Long Beach State	12, 1/11/12 vs. Loyola
Points	-	0.0

3 • Ganesh ELIE • MB

Stat	2013 High	Career High
Kills	-	-
Hit% (min. 10 A)	-	-
Assists	-	-
Aces	-	-
Digs	-	-
Blocks	-	-
Points	-	-

5 • Chase FRISHMAN • L

Stat	2013 High	Career High
Kills	-	0
Assists	2, 1/4 vs. Lewis	4, multiple times (last 3/16/12 at CSN)
Aces	-	1, 2 times (last 2/3/12 at HIU)
Digs	13, 1/4 vs. Lewis	19, 3/30/12 vs. UCLA
Points	-	1.0, 2 times (last 2/3/12 at HIU)

6 • Eric BARBER • OH

Stat	2013 High	Career High
Kills	-	-
Hit% (min. 10 A)	-	-
Assists	-	-
Aces	-	-
Digs	-	-
Blocks	-	-
Points	-	-

7 • Carl EBERTS • OH

Stat	2013 High	Career High
Kills	16, 2 times (last 1/4 vs. UCLA)	22, 2 times (last 2/11/12 vs. BYU)
Hit% (min. 10 A)	.500 (16-1-30), 1/4 vs. UCLA	.611 (14-3-18), 3/8/12 at UCLA
Assists	-	3, 4 times (last 1/27/12 vs. Pepp.)
Aces	1, 2 times (last 1/4 vs. UCLA)	3, 3 times (last 2/17/12 vs. Pacific)
Digs	8, 1/4 vs. UCLA	12, 1/26/11 vs. Princeton
Blocks	1, 2 times (last 1/4 vs. UCLA)	6, 2 times (last 2/3/12 at HIU)
Points	18.0, 1/4 vs. UCLA	24.5, 3/12/11 at Pepperdine

8 • Kyle LORIA • OH

Stat	2013 High	Career High
Kills	-	-
Hit% (min. 10 A)	-	-
Assists	-	-
Aces	-	-
Digs	-	-
Blocks	-	-
Points	-	-

10 • Mike BRUNSTING • S

Stat	2013 High	Career High
Kills	-	14, 3/12/11 at Pepperdine
Hit% (min. 10 A)	-	.429 (8-2-14), 1/28/11 vs. Hawai'i
Assists	10, 1/4 vs. Lewis	62, 2/11/12 vs. BYU
Aces	2, 1/4 vs. Lewis	4, 1/27/12 vs. Pepperdine
Digs	-	12, 1/14/12 vs. NJIT
Blocks	-	5, 3/12/11 at Pepperdine
Points	2.0, 1/4 vs. Lewis	18.0, 3/12/11 at Pepperdine

11 • Scot METZGER • OH

Stat	2013 High	Career High
Kills	-	5, 1/27/12 vs. Pepperdine
Hit% (min. 10 A)	-	.125 (5-3-16), 1/27/12 vs. Pepperdine
Assists	-	1, 1/27/12 vs. Pepperdine
Aces	-	1, 3 times (last 2/9/12 vs. BYU)
Digs	-	2, 2 times (last 2/9/12 vs. BYU)
Blocks	-	0
Points	-	5.0, 1/27/12 vs. Pepperdine

12 • Vaun LENNON • OH

Stat	2013 High	Career High
Kills	16, 1/5 vs. Long Beach State	25, 2/11/12 vs. BYU
Hit% (min. 10 A)	.222 (16-8-36), 1/5 vs. LBSU	.632 (13-1-19), 3/31/12 vs. UCSB
Assists	-	2, 4 times (last 3/15/12 at LBSU)
Aces	2, 1/4 vs. UCLA	4, 1/11/12 vs. Loyola
Digs	7, 3 times (last 1/5 vs. LBSU)	9, 4 times (last 4/5/12 at USC)
Blocks	2, 1/5 vs. Long Beach State	4, 3 times (last 3/16/12 at CSUN)
Points	18.5, 1/5 vs. Long Beach State	26.5, 2/11/12 vs. BYU

13 • Cheyne HAYES • OPP

Stat	2013 High	Career High
Kills	18, 1/5 vs. Long Beach State	18, 1/5/13 vs. Long Beach State
Hit% (min. 10 A)	.424 (18-4-33), 1/5 vs. LBSU	.424 (18-4-33), 1/5/13 vs. LBSU
Assists	-	1, 1/11/12 vs. Loyola
Aces	1, 1/4 vs. UCLA	3, 2/3/12 at Hope International
Digs	15, 1/5 vs. Long Beach State	15, 1/5/13 vs. Long Beach State
Blocks	5, 1/5 vs. Long Beach State	5, 2 times (last 1/5/13 vs. LBSU)
Points	21.0, 1/5 vs. Long Beach State	21.0, 1/5/13 vs. Long Beach State

14 • Garrett DEMPSEY • S

Stat	2013 High	Career High
Kills	1, 1/4 vs. Lewis	2, 4/12/12 vs. Cal Baptist
Hit% (min. 10 A)	-	-
Assists	49, 1/4 vs. Lewis	50, 3/16/12 at CSUN
Aces	-	1, 5 times (last 3/16/12 at CSUN)
Digs	9, 1/4 vs. Lewis	9, 2 times (last 1/4/13 vs. Lewis)
Blocks	-	2, 3/15/12 at Long Beach State
Points	1.0, 1/4 vs. Lewis	3.0, 3/15/12 at Long Beach State

15 • Mathew SCHNITZER • MB

Stat	2013 High	Career High
Kills	-	-
Hit% (min. 10 A)	-	-
Assists	-	-
Aces	-	-
Digs	-	-
Blocks	-	-
Points	-	-

16 • Joel SCHOW • MB

Stat	2013 High	Career High
Kills	-	0
Hit% (min. 10 A)	-	-
Assists	-	0
Aces	-	0
Digs	-	1, 1/15/12 at Grand Canyon
Blocks	-	1, 1/5/12 at Hawai'i
Points	-	0.5, 1/5/12 at Hawai'i

17 • Greg SMITH • MB

Stat	2013 High	Career High
Kills	10, 1/4 vs. Lewis	10, 3 times (1/4/13 vs. Lewis)
Hit% (min. 10 A)	.533 (10-2-15), 1/4 vs. Lewis	.615 (8-0-13), 1/21/12 at UC Irvine
Assists	-	1, 1/5/12 at Hawai'i
Aces	1, 1/5 vs. Long Beach State	1, 3 times (last 1/5/13 vs. LBSU)
Digs	2, 2 times (last 1/4 vs. UCLA)	3, 2 times (1/15/12 at Grand Canyon)
Blocks	1, 3 times (last 1/5 vs. LBSU)	7, 1/6/12 at Hawai'i
Points	10.5, 1/4 vs. Lewis	13.0, 2/1/12 vs. Princeton

CAREER AND SEASON HIGHS

18 • Sebastian BRADY • MB

Stat	2013 High	Career High
Kills	12, 1/4 vs. Lewis	15, 2/24/11 at BYU
Hit% (min. 10 A)	.700 (7-0-10), 1/4 vs. UCLA	.700 (7-0-10), 1/4/13 vs. UCLA
Assists	-	2, 1/7/11 vs. CSUN
Aces	1, 2 times (last 1/5 vs. LBSU)	1, 13 times (last 1/5/13 vs. LBSU)
Digs	3, 1/5 vs. Long Beach State	5, 1/14/12 vs. NJIT
Blocks	6, 1/4 vs. Lewis	7, 4/9/11 at Long Beach State
Points	17.0, 1/4 vs. Lewis	18.5, 2/24/11 at BYU

20 • Nick IORFINO • OH

Stat	2013 High	Career High
Kills	7, 1/5 vs. Long Beach State	16, 3/12/11 at Pepperdine
Hit% (min. 10 A)	.231 (7-4-13), 1/5 vs. LBSU	.333 (5-1-12), 3/11/11 at USC
Assists	1, 1/5 vs. Long Beach State	2, 4/1/11 at UCLA
Aces	1, 1/4 vs. Lewis	1, 4 times (last 1/4/13 vs. Lewis)
Digs	5, 1/5 vs. Long Beach State	6, 3 times (last 3/31/11 at UCSB)
Blocks	2, 1/5 vs. Long Beach State	3, 2 times (last 4/9/11 at LBSU)
Points	8.0, 1/5 vs. Long Beach State	18.5, 3/12/11 at Pepperdine

22 • Josh LAKE • OPP

Stat	2013 High	Career High
Kills	-	-
Hit% (min. 10 A)	-	-
Assists	-	-
Aces	-	-
Digs	-	-
Blocks	-	-
Points	-	-

23 • Fred STAHL • MB

Stat	2013 High	Career High
Kills	6, 1/5 vs. Long Beach State	13, 2 times (last 3/9/12 at UCSB)
Hit% (min. 10 A)	-	.611 (13-2-18), 3/9/12 at UCSB
Assists	-	2, 2/11/12 vs. BYU
Aces	-	2, 1/28/12 vs. USC
Digs	2, 1/4 vs. UCLA	6, 3/16/12 at CSUN
Blocks	3, 1/5 vs. Long Beach State	7, 2/3/12 at Hope International
Points	8.0, 1/5 vs. Long Beach State	16.5, 3/9/12 at UC Santa Barbara

24 • Matt LAUGHREA • OH

Stat	2013 High	Career High
Kills	-	-
Hit% (min. 10 A)	-	-
Assists	-	-
Aces	-	-
Digs	-	-
Blocks	-	-
Points	-	-

25 • Grant CURREY • S

Stat	2013 High	Career High
Kills	-	-
Hit% (min. 10 A)	-	-
Assists	-	-
Aces	-	-
Digs	-	-
Blocks	-	-
Points	-	-

26 • Cory SWARTZBAUGH • OPP

Stat	2013 High	Career High
Kills	1, 1/4 vs. Lewis	1, 1/4/13 vs. Lewis
Hit% (min. 10 A)	-	-
Assists	-	-
Aces	-	-
Digs	-	-
Blocks	1, 1/4 vs. Lewis	1, 1/4/13 vs. Lewis
Points	1.5, 1/4 vs. Lewis	1.5, 1/4/13 vs. Lewis



UCSD SIGNING CLASS FOR 2014

Player	Pos.	Ht.	Hometown/Current School	Club
Griffin Galvin	L	5-11	Folsom/Vista del Lago HS	NCVC
Adam Martell	OPP	6-7	Pewaukee, WI/Kettle Moraine HS	NSMVC

MPSF PLAYER OF THE WEEK

1/7	Levi Cabral	Sr.	OH	Cal Baptist
1/14	-			
1/21	-			
1/28	-			
2/4	-			
2/11	-			
2/18	-			
2/25	-			
3/4	-			
3/11	-			
3/18	-			
3/25	-			
4/1	-			
4/8	-			

AVCA NATIONAL PLAYER OF THE WEEK

1/8	Jeremy Dejno	Jr.	OH	UC Irvine
1/15	-			
1/22	-			
1/29	-			
2/5	-			
2/12	-			
2/19	-			
2/26	-			
3/5	-			
3/12	-			
3/19	-			
3/26	-			
4/2	-			
4/9	-			

Volleyball Box Score

2013 UC San Diego Men's Volleyball

UC San Diego vs #5 Lewis (Jan 04, 2013 at Santa Barbara, CA)

		ATTACK					SET			SERVE				RECEIVE				BLOCK					
##	UC San Diego	S	K	E	TA	Pct	Ast	TA	Pct	SA	SE	TA	Pct	O	RE	Pct	Dig	BS	BA	BE	BHE	Points	
7	Carl Eberts	5	16	5	37	.297	0	0	.000	1	2	0	.000	26	2	.929	7	0	1	0	0	17.5	
12	Vaun Lennon	4	13	7	32	.188	0	0	.000	1	0	0	.000	19	0	1000	7	0	0	0	0	14.0	
13	Cheyne Hayes	5	6	7	25	-.040	0	0	.000	0	3	0	.000	0	0	.000	5	3	0	0	0	9.0	
14	Garrett Dempsey	5	1	0	1	1.000	49	0	.000	0	0	0	.000	0	0	.000	9	0	0	0	0	1.0	
17	Greg Smith	5	10	2	15	.533	0	0	.000	0	2	0	.000	0	0	.000	2	0	1	0	0	10.5	
18	Sebastian Brady	5	12	2	15	.667	0	0	.000	0	1	0	.000	0	0	.000	1	4	2	1	0	17.0	
5	Chase Frishman	5	0	0	0	.000	2	0	.000	0	0	0	.000	47	2	.959	13	0	0	0	0	0.0	
10	Mike Brunsting	5	0	0	0	.000	10	0	.000	2	1	0	.000	0	0	.000	0	0	0	0	0	2.0	
20	Nick Iorfino	4	2	3	10	-.100	0	0	.000	1	2	0	.000	3	0	1000	0	0	0	0	0	3.0	
26	Cory Swartzbaugh	3	1	1	3	.000	0	0	.000	0	0	0	.000	0	0	.000	0	0	1	1	0	1.5	
Totals		5	61	27	138	.246	61	0	.000	5	11	0	.000	95	4	.960	44	7	5	2	0	75.5	

Team Attack By Set

Set	K	E	TA	Pct
1	11	5	23	.261
2	8	8	27	.000
3	18	9	39	.231
4	17	5	34	.353
5	7	0	15	.467

TOTAL TEAM BLOCKS: 9.5

SET SCORES

UC San Diego (3)
Lewis (2)

1 2 3 4 5 Team Records:
19 17 32 25 15 1-0
25 25 30 23 12 0-1

		ATTACK					SET			SERVE				RECEIVE				BLOCK				
##	Lewis	S	K	E	TA	Pct	Ast	TA	Pct	SA	SE	TA	Pct	O	RE	Pct	Dig	BS	BA	BE	BHE	Points
9	Petty, Greg	5	11	7	29	.138	0	0	.000	1	2	20	.900	17	0	1000	9	3	0	1	0	15.0
13	Powell, Geoff	5	26	7	50	.380	0	0	.000	0	5	16	.688	20	1	.952	9	1	0	1	0	27.0
15	Walsh, Bobby	5	9	0	12	.750	0	0	.000	0	2	14	.857	0	0	.000	1	1	0	4	0	10.0
16	Boldog, BJ	5	5	1	7	.571	0	0	.000	0	2	18	.889	0	0	.000	10	2	0	1	0	7.0
19	Petty, Jay	5	14	8	33	.182	0	0	.000	1	3	16	.812	18	0	1000	6	0	1	6	0	15.5
20	Zhou, Yiwei	5	6	2	14	.286	0	0	.000	0	0	9	1000	0	0	.000	0	3	1	2	0	9.5
5	Butch, Eric	5	0	0	0	.000	0	0	.000	1	2	12	.833	0	0	.000	0	0	0	0	0	1.0
11	Orf, Andy	5	0	0	0	.000	0	0	.000	0	0	0	.000	37	4	.902	5	0	0	0	0	0.0
17	McCall, Will	1	0	1	1	-1.00	0	0	.000	0	0	1	1000	0	0	.000	0	0	0	0	0	0.0
21	Lilly, Patrick	4	0	0	0	.000	0	0	.000	1	0	9	1000	0	0	.000	2	0	0	0	0	1.0
Totals		5	71	26	146	.308	0	0	.000	4	16	115	.861	92	5	.948	42	10	2	15	0	86.0

Team Attack By Set

Set	K	E	TA	Pct
1	17	5	33	.364
2	13	6	22	.318
3	14	7	39	.179
4	16	5	31	.355
5	11	3	21	.381

TOTAL TEAM BLOCKS: 11.0

Site: Santa Barbara, CA (The Thunderdome)

Date: Jan 04, 2013 Attend: 50 Time: 2:05

Referees:

UC Santa Barbara Asics Invitational

Volleyball Box Score

2013 UC San Diego Men's Volleyball

UC San Diego vs #6 UCLA (Jan 04, 2013 at Santa Barbara, CA)

		ATTACK					SET			SERVE				RECEIVE				BLOCK					
##	UC San Diego	S	K	E	TA	Pct	Ast	TA	Pct	SA	SE	TA	Pct	O	RE	Pct	Dig	BS	BA	BE	BHE	Points	
7	Carl Eberts	5	16	1	30	.500	0	0	.000	1	6	17	.647	24	0	1000	8	1	0	0	0	18.0	
12	Vaun Lennon	5	12	9	30	.100	0	0	.000	2	3	23	.870	19	3	.864	7	0	0	0	0	14.0	
13	Cheyne Hayes	5	6	5	21	.048	0	0	.000	1	6	18	.667	0	0	.000	6	3	0	0	0	10.0	
14	Garrett Dempsey	5	0	1	1	-1.00	45	0	.000	0	0	12	1000	0	0	.000	7	0	0	0	0	0.0	
17	Greg Smith	3	2	2	4	.000	0	0	.000	0	2	8	.750	0	0	.000	2	1	0	0	0	3.0	
18	Sebastian Brady	5	7	0	10	.700	0	0	.000	1	0	14	1000	0	0	.000	1	2	1	0	0	10.5	
2	Kevin McGinnis	4	0	0	3	.000	0	0	.000	0	0	0	.000	23	3	.885	10	0	0	0	0	0.0	
5	Chase Frishman	1	0	0	0	.000	0	0	.000	0	0	0	.000	7	0	1000	3	0	0	0	0	0.0	
10	Mike Brunsting	1	0	0	0	.000	0	0	.000	0	0	0	.000	0	0	.000	0	0	0	0	0	0.0	
20	Nick Iorfino	2	0	1	3	-.333	0	0	.000	0	0	0	.000	0	0	.000	0	0	0	0	0	0.0	
23	Fred Stahl	3	2	1	7	.143	0	0	.000	0	0	9	1000	0	0	.000	2	0	0	0	0	2.0	
Totals		5	45	20	109	.229	45	0	.000	5	17	101	.832	73	6	.924	46	7	1	0	0	57.5	

Team Attack By Set

Set	K	E	TA	Pct
1	13	7	25	.240
2	8	3	27	.185
3	7	4	19	.158
4	11	0	20	.550
5	6	6	18	.000

TOTAL TEAM BLOCKS: 7.5

SET SCORES

UC San Diego (2)
UCLA (3)

1 2 3 4 5 Team Records:
24 19 25 25 8 1-1
26 25 22 17 15 2-0

		ATTACK					SET			SERVE				RECEIVE				BLOCK				
##	UCLA	S	K	E	TA	Pct	Ast	TA	Pct	SA	SE	TA	Pct	O	RE	Pct	Dig	BS	BA	BE	BHE	Points
2	Steve O'Dell	5	0	0	4	.000	0	12	.000	1	2	0	.000	0	1	.000	0	0	0	0	0	1.0
6	Clayton Paullin	4	4	1	9	.333	0	0	.000	0	3	13	.769	0	0	.000	0	3	0	0	0	7.0
8	Jonathan Bridgeman	5	11	9	33	.061	0	0	.000	0	5	16	.688	0	0	.000	0	1	2	0	0	13.0
16	Dane Worley	5	15	4	34	.324	0	0	.000	1	7	19	.632	34	1	.971	0	1	1	0	0	17.5
17	Spencer Rowe	5	10	2	16	.500	0	0	.000	1	3	17	.824	0	0	.000	0	1	1	0	0	12.5
23	Gonzalo Quiroga	5	17	7	39	.256	0	0	.000	3	5	21	.762	16	0	1000	0	0	0	0	0	20.0
3	Evan Mottram	5	0	0	0	.000	0	0	.000	0	0	0	.000	23	1	.958	0	0	0	0	0	0.0
7	Scott Vegas	1	0	0	0	.000	0	0	.000	0	1	1	.000	0	0	.000	0	0	0	0	0	0.0
32	Michael Beals	1	0	0	0	.000	0	0	.000	0	0	2	1000	0	0	.000	0	0	0	0	0	0.0
Team														2								
Totals		5	57	23	135	.252	0	12	.000	6	26	89	.708	71	5	.934	0	6	4	0	0	71.0

Team Attack By Set

Set	K	E	TA	Pct
1	14	5	31	.290
2	14	6	29	.276
3	13	6	39	.179
4	12	6	25	.240
5	4	0	11	.364

TOTAL TEAM BLOCKS: 8.0

Site: Santa Barbara, CA (The Thunderdome)
Date: Jan 04, 2013 Attend: 150 Time: 1:53
Referees:
UC Santa Barbara Asics Invitational Semifinal

Volleyball Box Score

2013 UC San Diego Men's Volleyball

UC San Diego vs #7 Long Beach State (Jan 05, 2013 at Santa Barbara, CA)

		ATTACK					SET			SERVE				RECEIVE				BLOCK						
##	UC San Diego	S	K	E	TA	Pct	Ast	TA	Pct	SA	SE	TA	Pct	O	RE	Pct	Dig	BS	BA	BE	BHE	Points		
7	Carl Eberts	3	7	6	20	.050	0	0	.000	0	2	9	.778	9	0	1000	3	0	0	0	0	7.0		
12	Vaun Lennon	5	16	8	36	.222	0	1	.000	1	5	24	.792	36	0	1000	7	1	1	0	0	18.5		
13	Cheyne Hayes	5	18	4	33	.424	0	3	.000	0	4	14	.714	1	0	1000	15	1	4	0	0	21.0		
14	Garrett Dempsey	5	0	0	0	.000	44	106	.415	0	1	10	.900	0	0	.000	4	0	0	0	1	0.0		
17	Greg Smith	3	1	2	6	-.167	0	0	.000	1	2	12	.833	1	0	1000	0	0	1	2	0	2.5		
18	Sebastian Brady	5	1	3	9	-.222	0	0	.000	1	1	15	.933	0	0	.000	3	1	4	1	0	5.0		
2	Kevin McGinnis	5	0	0	0	.000	3	7	.429	0	0	0	.000	23	1	.958	11	0	0	0	0	0.0		
10	Mike Brunsting	3	0	1	1	-1.00	4	7	.571	0	0	1	1000	0	0	.000	0	0	0	0	0	0.0		
20	Nick Iorfino	3	7	4	13	.231	1	1	1000	0	2	6	.667	11	0	1000	5	0	2	0	0	8.0		
23	Fred Stahl	3	6	0	8	.750	0	0	.000	0	2	10	.800	0	0	.000	0	1	2	0	0	8.0		
Team															1									
Totals		5	56	28	126	.222	52	125	.416	3	19	101	.812	81	2	.976	48	4	14	4	1	70.0		

Team Attack By Set

Set	K	E	TA	Pct	Sidout	Pct
1	12	6	26	.231	17-22	77%
2	9	7	31	.065	14-24	58%
3	13	6	26	.269	14-25	56%
4	17	3	24	.583	14-16	87%
5	5	6	19	-.053	9-15	60%
68-102						66%

TOTAL TEAM BLOCKS: 11.0

SET SCORES

	1	2	3	4	5	Team Records:
UC San Diego (2)	25	21	18	25	12	1-2
Long Beach State (3)	21	25	25	16	15	2-1

		ATTACK					SET			SERVE				RECEIVE				BLOCK						
##	Long Beach State	S	K	E	TA	Pct	Ast	TA	Pct	SA	SE	TA	Pct	O	RE	Pct	Dig	BS	BA	BE	BHE	Points		
2	Jeff Ornee	5	5	4	19	.053	1	4	.250	0	1	9	.889	0	0	.000	3	1	9	0	0	10.5		
4	Taylor Crabb	5	19	7	44	.273	1	2	.500	0	2	16	.875	9	0	1000	5	1	5	0	0	22.5		
6	John La Rusch	5	13	5	28	.286	0	0	.000	1	2	12	.833	0	0	.000	4	1	3	0	0	16.5		
10	Dalton Ammerman	5	9	6	29	.103	1	3	.333	0	3	14	.786	32	1	.970	4	0	0	0	0	9.0		
15	Colten Echave	5	3	2	8	.125	0	2	.000	0	4	22	.818	1	0	1000	1	0	0	0	0	3.0		
21	Connor Olbright	5	3	0	6	.500	43	111	.387	1	4	21	.810	0	0	.000	3	0	2	0	0	5.0		
3	Trevor Crabb	1	0	0	1	.000	0	0	.000	0	0	1	1000	2	0	1000	0	0	0	0	0	0.0		
12	Edgar Palos	4	0	0	0	.000	1	1	1000	0	2	7	.714	0	0	.000	0	0	0	0	0	0.0		
27	Andrew Sato	5	0	0	0	.000	2	3	.667	0	0	0	.000	28	1	.966	11	0	0	0	0	0.0		
Team															1									
Totals		5	52	24	135	.207	49	126	.389	2	18	102	.824	77	3	.962	31	3	19	0	0	66.5		

Team Attack By Set

Set	K	E	TA	Pct	Sidout	Pct
1	8	5	29	.103	16-24	66%
2	15	7	38	.211	15-22	68%
3	13	3	25	.400	14-18	77%
4	9	6	21	.143	14-25	56%
5	7	3	22	.182	9-12	75%
68-101						67%

TOTAL TEAM BLOCKS: 12.5

Site: Santa Barbara, CA (Rob Gym)

Date: Jan 05, 2013 Attend: 410 Time: 2:05

Referees:

UCSB Asics Invitational Third-Place Match

	<u>1</u>	<u>2</u>	<u>3</u>	<u>4</u>	<u>5</u>	<u>Total</u>
Tie scores	6	9	1	1	6	23
Lead change	2	2	0	1	1	6

2013 UC San Diego Men's Volleyball
UC San Diego Combined Team Statistics (as of Jan 07, 2013)
All matches

RECORD:	OVERALL	HOME	AWAY	NEUTRAL
ALL GAMES	1-2	0-0	0-0	1-2
CONFERENCE	0-0	0-0	0-0	0-0
NON-CONFERENCE	1-2	0-0	0-0	1-2

##	Player	sp	Attack					Set		Serve			re	Dig			Blocking						points
			k	k/s	e	ta	pct	a	a/s	sa	se	sa/s		dig	dig/s	bs	ba	total	blk/s	be	bhe		
12	Vaun Lennon	14	41	2.93	24	98	.173	0	0.00	4	8	0.29	3	21	1.50	1	1	2	0.14	0	0	46.5	
7	Carl Eberts	13	39	3.00	12	87	.310	0	0.00	2	10	0.15	2	18	1.38	1	1	2	0.15	0	0	42.5	
13	Cheyne Hayes	15	30	2.00	16	79	.177	0	0.00	1	13	0.07	0	26	1.73	7	4	11	0.73	0	0	40.0	
18	Sebastian Brady	15	20	1.33	5	34	.441	0	0.00	2	2	0.13	0	5	0.33	7	7	14	0.93	2	0	32.5	
17	Greg Smith	11	13	1.18	6	25	.280	0	0.00	1	6	0.09	0	4	0.36	1	2	3	0.27	2	0	16.0	
20	Nick Iorfino	9	9	1.00	8	26	.038	1	0.11	1	4	0.11	0	5	0.56	0	2	2	0.22	0	0	11.0	
23	Fred Stahl	6	8	1.33	1	15	.467	0	0.00	0	2	0.00	0	2	0.33	1	2	3	0.50	0	0	10.0	
10	Mike Brunsting	9	0	0.00	1	1	-1.000	14	1.56	2	1	0.22	0	0	0.00	0	0	0	0.00	0	0	2.0	
26	Cory Swartzbaugh	3	1	0.33	1	3	.000	0	0.00	0	0	0.00	0	0	0.00	0	1	1	0.33	1	0	1.5	
14	Garrett Dempsey	15	1	0.07	1	2	.000	138	9.20	0	1	0.00	0	20	1.33	0	0	0	0.00	0	1	1.0	
2	Kevin McGinnis	9	0	0.00	0	3	.000	3	0.33	0	0	0.00	4	21	2.33	0	0	0	0.00	0	0	0.0	
5	Chase Frishman	6	0	0.00	0	0	.000	2	0.33	0	0	0.00	2	16	2.67	0	0	0	0.00	0	0	0.0	
	TEAM	-	-	-	-	-	-	-	-	-	-	-	1	-	-	-	-	-	-	-	-	-	
	UC SAN DIEGO	15	162	10.80	75	373	.233	158	10.53	13	47	0.87	12	138	9.20	18	20	28.0	1.87	6	1	203.0	
	Opponents	15	180	12.00	73	416	.257	49	3.27	12	60	0.80	13	73	4.87	19	25	31.5	2.10	15	0	223.5	

Team Statistics	UCSD	OPP
ATTACK		
Kills	162	180
Errors	75	73
Total Attacks	373	416
Attack Pct	.233	.257
Kills/Set	10.8	12.0

SET	UCSD	OPP
Assists	158	49
Attempts	125	138
Assist Pct	1.264	.355
Assists/Set	10.5	3.3

SERVE	UCSD	OPP
Aces	13	12
Errors	47	60
Attempts	202	306
Serve Pct	.767	.804
Aces/Set	0.9	0.8

SERVE RECEPTIONS	UCSD	OPP
Errors	12	13
Errors/Set	0.8	0.9
Attempts	261	253
Reception Pct	.954	.949

DEFENSE	UCSD	OPP
Digs	138	73
Digs/Set	9.2	4.9

BLOCKING	UCSD	OPP
Block Solo	18	19
Block Assist	20	25
Total Blocks	28.0	31.5
Blocks/Set	1.9	2.1
Block Errors	6	15
Ball handling errors	1	0

ATTENDANCE	UCSD	OPP
Total	0	0
Dates/Avg Per Date	0/0	0/0
Neutral site #/Avg	3/203	-
Current win streak	0	-
Home win streak	0	-

Date	Opponent	Score	Score by set	Att.
+Jan 04	vs #5 Lewis	w 3-2	19-25,17-25,32-30,25-23,15-12	50
+Jan 04	vs #6 UCLA	L 2-3	24-26,19-25,25-22,25-17,8-15	150
+Jan 05	vs #7 Long Beach State	L 2-3	25-21,21-25,18-25,25-16,12-15	410

+ UC Santa Barbara Asics Invitational (4th Place)

* Mountain Pacific Sports Federation match

Record in 3-set matches: 0-0

Record in 4-set matches: 0-0

Record in 5-set matches: 1-2