



2013 UC SAN DIEGO

Volleyball

Contact: Doga Gur • dgur@ucsd.edu • 650.353.0153

RESULTS/SCHEDULE

3-6 Overall/2-4 MPSF

2-3 Home/0-1 Away/1-2 Neutral

January

4	vs. #5 Lewis ¹	W, 3-2
4	vs. #6 UCLA ¹	L, 2-3
5	vs. #7 Long Beach State ¹	L, 2-3
10	#8 USC*	W, 3-0
12	#4 Pepperdine*	L, 0-3
17	#14 Cal Baptist*	W, 3-2
19	at #3 BYU*	L, 0-3
25	#9 Cal State Northridge*	L, 0-3
26	#7 Long Beach State*	L, 1-3
30	Princeton	5 p.m.

February

1	at #12 UC Santa Barbara*	7 p.m.
2	at #5 UCLA*	7 p.m.
8	at Pacific*	7 p.m.
9	at Stanford*	7 p.m.
15	UC Santa Barbara*	7 p.m.
16	UC Irvine*	7 p.m.
22	at Hope International	7 p.m.
23	Alumni	2 p.m.

March

1	at Cal Baptist*	7 p.m.
2	BYU*	7 p.m.
6	at Long Beach State*	7 p.m.
8	at Cal State Northridge*	7 p.m.
15	at Pepperdine*	7 p.m.
16	at USC*	7 p.m.
28	at UC Irvine*	7 p.m.
29	UCLA*	7 p.m.

April

5	Pacific*	7 p.m.
6	Stanford*	7 p.m.
12	Hawai'i*	7 p.m.
13	Hawai'i*	7 p.m.
20	MPSF Quarterfinals	TBA
25	MPSF Semifinals	TBA
27	MPSF Finals	TBA

May

2	NCAA Semifinals ²	TBA
4	NCAA Finals ²	TBA

¹ UCSB Asics Invitational at Santa Barbara

² at Los Angeles (Host: UCLA)

* MPSF match

All times Pacific

NO. 13 TRITONS CLOSE HOMESTAND, HIT THE ROAD FOR A PAIR

Match 10

#13 UCSD (3-6) vs. Princeton (0-0)
Wednesday, Jan. 30 • 5 p.m.
RIMAC Arena • La Jolla

Match 11

#13 UCSD (3-6) at #12 UCSB (3-5)
Friday, Feb. 1 • 7 p.m.
Rob Gym • Santa Barbara

Match 12

#13 UCSD (3-6) at #5 UCLA (7-4)
Saturday, Feb. 2 • 7 p.m.
New Pauley Pavilion • Los Angeles

All-time series UCSD leads 13-5
Last meeting 2/1/12 in La Jolla (PRIN 3-2)
Last UCSD win 1/26/11 in La Jolla (3-0)
Last PRIN win 2/1/12 in La Jolla (3-2)
UCSD streak Lost 1

All-time series UCSB leads 28-7
Last meeting 3/31/12 in La Jolla (UCSD 3-0)
Last UCSD win 3/31/12 in La Jolla (3-0)
Last UCSB win 3/31/11 in Santa Barbara (3-0)
UCSD streak Won 2

All-time series UCLA leads 51-6
Last meeting 1/4/13 (UCLA 3-2)
Last UCSD win 3/30/12 in La Jolla (3-1)
Last UCLA win 1/4/13 in Santa Barbara (3-2)
UCSD streak Lost 1

TRITONS HOST NON-CONFERENCE AFFAIR; MPSF ROAD TILTS AWAIT

UC San Diego (3-6, 2-4 MPSF) faces a busy three-match week, beginning with a non-conference meeting with Princeton (0-0) on Wednesday, Jan. 30, as the Tritons look to snap a run of three straight losses and avenge last year's 3-2 defeat to the Tigers after leading two sets to none. First serve at RIMAC Arena is set for an earlier 5 p.m. UCSD will then head back on the road and return to Mountain Pacific Sports Federation (MPSF) play over the weekend. The Tritons make a second trip to Santa Barbara already this season to play the 12th-ranked Gauchos of UCSB (3-5, 1-4 MPSF) on Friday night, Feb. 1, at 7 p.m. inside Robertson Gymnasium. They will then take on the fifth-ranked UCLA Bruins (7-4, 3-2 MPSF) for the second time this season on Saturday, Feb. 2, making their first appearance at New Pauley Pavilion for a 7 p.m. first serve.

MATCH COVERAGE

All UCSD home matches inside RIMAC Arena again this season feature a live online video stream as well as live stats, both free of charge. Fans can access live video and live stats from the Schedule/Results tab of the men's volleyball page at UCSDtritons.com. Both of this week's road matches will have live stats and audio. Friday's contest in Santa Barbara can be heard locally on KCSB 91.9 FM and via webcast. Saturday's match at UCLA can also be heard live online through Stretch Internet.

TRITONS FALL TO PAIR OF TOP-10 LEAGUE FOES AT HOME

UCSD was defeated by both No. 9 Cal State Northridge (3-0) and No. 7 Long Beach State (3-1) inside RIMAC Arena last weekend. Friday night versus the Matadors, the Tritons dropped critical points after leading down the stretch of each of the first two sets that featured 27 tie scores and 11 lead changes in all. Carl Eberts led UCSD with 12 kills while Sebastian Brady put down eight kills on 10 swings without an error (.800). Chase Frishman had a match-high nine digs defensively, including career dig No. 500. The following night against the 49ers, the Tritons dominated the third set, hitting .591 and leading from start to finish, but LBSU was largely in control for the remainder. Frishman led all players again with 11 digs. Vaun Lennon and Nick Iorfino reached double figures in kills at 11 and 10, respectively. Cory Swartzbaugh had five kills off the bench.

TRITONS NO. 13 IN AVCA POLL

UCSD dropped one spot from No. 12 to No. 13 in the latest American Volleyball Coaches Association (AVCA) Division I-II Men's Coaches Top 15 Poll, released on Monday, Jan. 28. The Tritons had moved up in each of the first three installments of the listing after they were among five teams receiving votes just outside of the preseason edition of the rankings.

FRISHMAN REACHES DIGS MILESTONE

Senior libero Chase Frishman's first dig of the Jan. 25 meeting with Cal State Northridge marked career dig No. 500, making the Dana Point native just the sixth player in program history to reach that total. With match highs of nine digs that evening and 11 more the following night against Long Beach State, Frishman now has 519 for his career, sixth-most all-time at UCSD.

EBERTS APPROACHING EXCLUSIVE 1000-KILL CLUB

In his final season of college volleyball, senior outside hitter Carl Eberts needs 141 kills to become just the fifth player in program history to reach the 1,000-kill plateau. The product of Huntington Beach and Edison High School produced 89 kills as a redshirt freshman in 2010, before leading the squad in 2011 and 2012 with 326 and 335 kills, respectively. Matching either of those two campaigns would put Eberts firmly in UCSD's 1000-Kill Club, joining current members and former teammates Jason Spangler (1,491; 2007-10) and Frank Fritsch (1,403; 2007-10), as well as Jim Waller (1,301; 2001-04) and former Triton women's volleyball head coach (2005-09) and current LMU women's coach Tom Black (1,268; 1993-96). Eberts once again paces the team through nine matches this season with 109 kills (3.41/set).

VETERAN DUO MOVING UP ALL-TIME CHARTS

Carl Eberts and Chase Frishman are each moving up separate all-time lists in the UCSD men's volleyball record book. Eberts has moved into the top-10 in kills, currently in ninth with 859. He is ninth in attacks (2,036) and also looking to enter the all-time lists in the aces (48; six short) and digs (419; five short) categories. Frishman, meanwhile, is sixth with 519 digs, and is 88 away from matching Chris Mortimer (2000-03) for second all-time in program history.

PRINCETON NOTES

Princeton has yet to open its 2013 season. The Tigers were picked to finish third in the Eastern Intercollegiate Volleyball Association (EIVA). They return 2012 All-EIVA First Team selection Michael Dye, a senior middle blocker and former teammate of Triton junior Vaun Lennon at Loyola High School in Los Angeles. UCSD junior middle blocker Fred Stahl also played with Princeton junior outside hitter Jeff Stapleton at San Jose's Bellarmine College Prep. Over half of Princeton's roster, eight of 15 players, hail from California. Princeton begins its campaign with the first of its two matches in California at UC Santa Barbara on Tuesday night. Sam Shweisky is in his fourth season as the Princeton head coach.

UC SANTA BARBARA NOTES

The 12th-ranked Gauchos are 3-5 overall and 1-4 in the MPSF, sitting in last place and on a four-match skid. UCSB was swept in its two meetings with the Tritons in 2012, both contests coming during UCSD's five-match MPSF win streak late in the year. The Gauchos dropped a 3-1 decision at home before losing in La Jolla on March 31 by the score of 3-0. Though still trailing in the all-time series, 28-7, the Tritons have defeated the Gauchos in six of their last 11 meetings, with a pair of season sweeps in 2009 and 2012. Rick McLaughlin is in his fifth season as the Gaucho head coach.

UCLA NOTES

The No. 5 Bruins are 7-4 overall and 3-2 in the MPSF, good for a third-place tie. Junior outside hitters Robart Page and Gonzalo Quiroga are averaging 3.88 and 3.17 kills per set, respectively. UCSD is 6-7 against UCLA over their last 13 meetings since 2008, with at least one victory over the Bruins in each of the past five seasons. The Bruins edged the Tritons, 3-2, at the Asics Invitational back on Jan. 4. John Speraw is in his first season in charge at his alma mater after 10 years at UC Irvine, where he guided the Anteaters to three national championships in the past six years, including the 2012 crown.

FIRST-EVER THREE-SET SWEEP OF USC

UCSD's 3-0 home defeat of then-eighth-ranked USC in its home opener on Jan. 10 marked the Tritons' first three-set sweep over the Trojans among seven wins all-time in 45 meetings. The result snapped a seven-match losing skid against USC.

LENNON SELECTED TO UCSB ASICS INVITATIONAL ALL-TOURNAMENT TEAM

Junior outside hitter Vaun Lennon represented UCSD on the seven-player All-Tournament Team of the 2013 UC Santa Barbara Asics Invitational. He was the lone Triton to achieve double-digit kill totals in all three matches, with 13 in the come-from-behind win over Lewis, 12 against UCLA and 16 more in the third-place match versus Long Beach State. The Los Angeles native also produced seven digs in all three contests and was a UCSDtriton.com Athlete of the Week.

DOUBLE-DOUBLE FOR HAYES

Cheyne Hayes produced the season's first double-double by a Triton against then-seventh-ranked Long Beach State on Jan. 5. Hayes had a team-high 18 kills to go along with a match-high 15 digs in the 3-2 loss to the 49ers in the third-place match of the UCSB Asics Invitational. Both totals were career highs. UCSD had two double-doubles during the 2012 season, by Carl Eberts (1/14 vs. NJIT: 15 kills and 11 digs) and Mike Brunsting (1/14 vs. NJIT: 12 digs and 55 assists).

QUICK FACTS

The University

Location	La Jolla, CA 92093
Founded	1960
Enrollment	29,324
Colors	Blue and Gold
Nickname	Tritons
Affiliation	NCAA Division II
Conference	Mountain Pacific Sports Federation
Chancellor	Dr. Pradeep K. Khosla
Athletics Director	Earl W. Edwards
Athletics Phone	858.534.4211
Facility (Capacity)	RIMAC Arena (5,000)
Press Row Phone	650.353.0153

Coaching Staff

Head Coach	Kevin Ring, 8th Season
Alma Mater	UC San Diego '96
Record at UCSD (Years)	60-144 (8th)
Overall Record (Years)	60-144 (8th)
Email	mvball@ucsd.edu
Assistant Coach	Paul Warren, 7th Season
Alma Mater	UC San Diego '92
Assistant Coach	Brett Alderman, 1st Season
Assistant Coach	JJ Van Niel, 2nd Season
Alma Mater	USC '98
Volleyball Phone	858.534.8443
Assistants' Email	mvball@ucsd.edu

2012 Season

Overall Record	9-19
MPSF Record (Finish)	6-16 (9th)
Final AVCA Ranking	13th
Highest AVCA Ranking	11th
Postseason	None

2013 Season

Starters Returning/Lost	6 (plus libero)/0
Letterwinners Returning/Lost	13/4
Returning Redshirts	1
Newcomers	8

Team History

First Season	1968
Overall Record Through 2012	246-624
First Season in NCAA Division II	2001
NCAA Division III National Titles	1 (2000)
NAIA National Titles	1 (1970)

Communications

Volleyball Contact	Doga Gur
Email	dgur@ucsd.edu
Phone	650.353.0153
Press Row Phone	650.353.0153

On the Web

UCSD Athletics	UCSDtriton.com
MPSF	mpsports.org
AVCA	avca.org
NCAA	ncaa.com/sports/volleyball-men/d1

Social

Facebook	facebook.com/UCSDtriton
Twitter	twitter.com/UCSDtriton
YouTube	youtube.com/UCSDathletics
SmugMug	ucsdtriton.smugmug.com



UCSDtriton



@UCSDtriton

AVCA NATIONAL POLL

January 28

Rank	School (1st-Place Votes)	Last Week
1	BYU (15)	3
2	UC Irvine	3
3	Stanford	T-4
4	Pepperdine	2
5	UCLA	T-4
6	Penn State (1)	6
7	Long Beach State	7
8	USC	8
9	Cal State Northridge	9
10	Ohio State	11
11	Pacific	14
12	UC Santa Barbara	10
13	UC San Diego	12
14	California Baptist	13
15	Lewis	15

UCSD in the AVCA Poll

Preseason	RV
January 7	14
January 14	13
January 21	12
January 28	13
February 4	
February 11	
February 18	
February 25	
March 4	
March 11	
March 18	
March 25	
April 1	
April 8	
April 15	
April 22	

MPSF STANDINGS

Through January 28

Team	MPSF	Overall
BYU	4-0	5-1
Long Beach State	4-2	6-3
Stanford	3-2	6-2
UCLA	3-2	7-4
Cal Baptist	1-1	4-3
USC	2-2	2-2
Cal State Northridge	2-2	4-2
UC Irvine	3-3	6-3
Pepperdine	3-3	3-3
Pacific	2-3	3-3
UC San Diego	2-4	3-6
Hawai'i	2-4	3-6
UC Santa Barbara	1-4	3-5


MPSF COACHES' POLL

Preseason

Rank	Team (First-Place Votes)	Points
1	UC Irvine (11)	143
2	BYU (2)	134
3	Pepperdine	113
4	Stanford	110
5	UCLA	94
6	Long Beach State	85
7	USC	83
8	Cal State Northridge	61
9	UC Santa Barbara	55
10	Cal Baptist	49
11	Pacific	35
12	Hawai'i	30
13	UC San Diego	22



#1 Shaw




#2 McGinnis



#3 Elie



#5 Frishman



#6 Barber



#7 Eberts



#8 Loria



#10 Brunsting




#11 Metzger



#12 Lennon



#13 Hayes



#14 Dempsey



#15 Schnitzer



#16 Schow



#17 Smith



#18 Brady



#20 Iorfino



#22 Lake



#23 Stahl



#24 Laughrea



#25 Currey



#26 Swartzbaugh



HC Ring



AC Warren



AC Alderman



AC Van Niel

ROSTER

No.	Name	Pos.	Ht.	Yr.	Hometown/High School/Last School
1	Elliott Shaw	OH	6-3	Fr.	Mission Viejo/Capistrano Valley
2	Kevin McGinnis	L	6-0	So.	Glen Ellyn, IL/Glenbard West
3	Ganesh Elie	MB	6-7	Fr.	Sunnyvale/Homestead
5	Chase Frishman	L	6-1	Sr.	Dana Point/Dana Hills
6	Eric Barber	OH	6-5	RFr.	Santa Monica/Santa Monica
7	Carl Eberts (C)	OH	6-5	Sr.	Huntington Beach/Edison
8	Kyle Loria	OH	6-2	Fr.	Rocklin/Rocklin
10	Mike Brunsting	S	6-5	Jr.	Poway/Francis Parker School
11	Scot Metzger	OH	6-4	So.	Crestwood, MO/St. Louis University
12	Vaun Lennon (C)	OH	6-3	Jr.	Los Angeles/Loyola
13	Cheyne Hayes	OPP	6-4	So.	Creston/Paso Robles
14	Garrett Dempsey	S	6-2	So.	Palos Heights, IL/Marist
15	Mathew Schnitzer	MB	6-6	Fr.	Los Alamitos/Los Alamitos
16	Joel Schow	MB	6-6	So.	San Francisco/St. Ignatius College Prep
17	Greg Smith	MB	6-5	Sr.	Fullerton/EI Dorado/Golden West College
18	Sebastian Brady (C)	MB	6-7	Jr.	Chico/Chico
20	Nick Iorfino	OH	6-2	So.	Huntington Beach/Huntington Beach
22	Josh Lake	OPP	6-5	Fr.	Poway/Poway
23	Fred Stahl	MB	6-6	Jr.	Sunnyvale/Bellarmine College Prep
24	Matt Laughrea	OH	6-2	Fr.	Rocklin/Rocklin
25	Grant Currey	S	6-2	Fr.	Rocklin/Rocklin
26	Cory Swartzbaugh	OPP	6-7	Fr.	Laguna Niguel/Dana Hills

Head Coach

Kevin Ring, 8th Season (UCSD '96)

Assistant Coaches

Paul Warren, Brett Alderman, JJ Van Niel

By Position

Liberos (2)

- 2 Kevin McGinnis
- 5 Chase Frishman

Middle Blockers (6)

- 3 Ganesh Elie
- 15 Mathew Schnitzer
- 16 Joel Schow
- 17 Greg Smith
- 18 Sebastian Brady
- 23 Fred Stahl

Opposites (3)

- 13 Cheyne Hayes
- 22 Josh Lake
- 26 Cory Swartzbaugh

Outside Hitters (8)

- 1 Elliott Shaw
- 6 Eric Barber
- 7 Carl Eberts
- 8 Kyle Loria
- 11 Scot Metzger
- 12 Vaun Lennon
- 20 Nick Iorfino
- 24 Matt Laughrea

Setters (3)

- 10 Mike Brunsting
- 14 Garrett Dempsey
- 25 Grant Currey

By Year

Freshmen (8)

- 1 Elliott Shaw
- 3 Ganesh Elie
- 8 Kyle Loria
- 15 Mathew Schnitzer
- 22 Josh Lake
- 24 Matt Laughrea
- 25 Grant Currey
- 26 Cory Swartzbaugh

Redshirt Freshmen (1)

- 6 Eric Barber

Sophomores (6)

- 2 Kevin McGinnis
- 11 Scot Metzger
- 13 Cheyne Hayes
- 14 Garrett Dempsey
- 16 Joel Schow
- 20 Nick Iorfino

Juniors (4)

- 10 Mike Brunsting
- 12 Vaun Lennon
- 18 Sebastian Brady
- 23 Fred Stahl

Seniors (3)

- 5 Chase Frishman
- 7 Carl Eberts
- 17 Greg Smith

Pronunciations

- 3 **Ganesh Elie** gah-NAYSH ELL-ee
- 7 **Carl Eberts** E-ber-ts (hard E)
- 8 **Kyle Loria** LOR-ee-ah
- 10 **Mike Brunsting** BRUNN-sting
- 13 **Cheyne Hayes** SHANE
- 16 **Joel Schow** (rhymes with COW)
- 20 **Nick Iorfino** EYE-or-FEE-no
- 23 **Fred Stahl** (rhymes with BALL)
- 24 **Matt Laughrea** LOCK-ray
- 26 **Cory Swartzbaugh** SWORTS-baw



UCSDtritons



UCSDtritons

HEAD COACH KEVIN RING



The 2013 season is former Triton player Kevin Ring's eighth as head coach of the UCSD men's volleyball program.

Ring's 2012 squad finished with a 9-19 overall record and placed ninth in the ultra-competitive Mountain Pacific Sports Federation (MPSF) with a 6-16 mark, narrowly missing a berth in the eight-team league tournament. UCSD recorded upsets over No. 3 UCLA, No. 9 Long Beach State, No. 11 Hawai'i, No. 12 UC Santa Barbara and No. 13 Cal State Northridge. The team strung together an unprecedented five-match win streak in league play, three of those victories on the road.

For the second straight year, the Tritons climbed to as high as No. 11 in the AVCA national poll.

Outside hitter Carl Eberts and libero Chase Frishman earned All-MPSF honorable mention. Outside hitter Vaun Lennon was tabbed the AVCA National Player of the Week in early April, becoming the second Triton to garner that distinction in the history of the program. Additionally, six players were named MPSF All-Academic in 2012.

UCSD finished with five MPSF wins in 2011, producing upsets at defending national champion and fourth-ranked Stanford, at No. 5 UCLA, at No. 7 UC Irvine, at No. 11 Pepperdine and at home against No. 11 Hawai'i. The sweep at Stanford marked not only the Tritons' first-ever triumph at Maples Pavilion, but also snapped the 18-match home win streak of the Cardinal.

On March 24, 2011, UCSD hosted third-ranked Ohio State and took a four-set victory over the Buckeyes, who went on to win the national championship.

Senior setter Phil Bannan was an All-MPSF Second Team selection after becoming UCSD's all-time leader in assists and service aces. Ring also graduated middle blocker Calvin Ross, who took over as the school's career leader in blocks. Four Tritons were named MPSF All-Academic in 2011.

In 2010, the Tritons were ranked in the top-15 nationally through the entire year and collected six conference wins for the campaign, including two each over UCLA and Pepperdine. Bannan picked up All-MPSF honorable mention for the second straight year.

Ring led the 2009 squad to its most successful in program history. The Tritons won a Division II-best 13 matches and nearly qualified for the MPSF Tournament, being eliminated during the final weekend of conference play. UCSD defeated several ranked teams, including a win over UCLA for the second consecutive season. The Tritons finished the year ranked No. 11 and Ring was named MPSF Coach of the Year.

While maintaining a high level of success on the court and in the classroom, Ring and his players have kept a clear focus on giving back to the community. For the past several years, the Tritons have held regular volleyball clinics with Big Brothers Big Sisters of San Diego County.

Before being elevated to the head-coaching position on June 15, 2005, Ring spent the previous nine years as an assistant for the UCSD men's squad. He served as the top assistant for Duncan McFarland in 1997 and 1998, for Jon Stevenson in 1999 and for Ron Larsen between 2000-05. Ring helped guide the Tritons to an NCAA Division III national championship in 2000.

In addition to his duties at UCSD, Ring was an adjunct faculty member in the Department of Chemistry and Biochemistry at the University of San Diego. He also served as an assistant coach for the Torero women's volleyball team in 2004-05.

Ring got his start at UCSD serving as the men's volleyball team manager from 1989-91 before playing on the team for three seasons.

Ring was the full-time team manager for the USA men's national team from 1991-93 and continued on as a technical advisor through 1996. He accompanied the national team to the 1992 Olympic Games in Barcelona and the 1996 Games in Atlanta. The 1992 squad left Spain with a bronze medal.

Ring earned two degrees from UCSD, graduating with a bachelor's degree in biochemistry in 1996, followed by a master's degree in chemistry in 1998. A native of Oregon, he played prep volleyball at Sheldon High School in Eugene.

BEST-EVER FOURTH-PLACE ASICS FINISH

UCSD made its first championship semifinal appearance at the UC Santa Barbara Asics Invitational on Friday, Jan. 4, after rallying to take down No. 5 Lewis in five sets earlier that day. With back-to-back 3-2 losses to UCLA and Long Beach State, the Tritons finished a best-ever fourth at the tourney. UCSD went an identical 1-2 but placed seventh in both 2010 and 2011.

EBERTS AND FRISHMAN BACK FOR ONE FINAL CAMPAIGN

The Tritons return their senior tandem of Carl Eberts and Chase Frishman in 2013 for one final season of their stellar college careers. The duo each earned All-Mountain Pacific Sports Federation honorable mention a year ago. Frishman recently garnered preseason All-America honorable mention from Off the Block. Eberts is a fifth-year senior out of Huntington Beach who red-shirted as a true freshman in 2009. Frishman, a native of Dana Point, is in his fourth year in the program. The only other senior on head coach Kevin Ring's 2013 roster is third-year Triton Greg Smith, a middle blocker out of Fullerton.

UCSD CAPTAINS

Team tri-captains for the 2013 season were designated as senior Carl Eberts and juniors Sebastian Brady and Vaun Lennon. Eberts is now a three-time captain in his fifth season in the program. He was co-captains with Brady in 2012. Lennon is in his first year as a Triton captain.

A PROUD TRADITION OF ACADEMIC AND ATHLETIC EXCELLENCE

UCSD had six players earn Mountain Pacific Sports Federation (MPSF) All-Academic honors a season ago, with all six Tritons returning for the current 2013 campaign. Those players are seniors Carl Eberts and Chase Frishman, juniors Sebastian Brady, Mike Brunsting and Vaun Lennon, and sophomore Cheyenne Hayes. UCSD was tied with Pacific and Stanford for the most MPSF All-Academic players for 2012. Eberts is now a three-time selection while Frishman has earned the award in two successive years.

VOLLEYBALL MAGAZINE POLL

UCSD is one of five teams receiving votes just outside of the latest Volleyball Magazine Men's Division I-II Top 10 Poll, released on Jan. 22.

IN THE MPSF

Through matches played Jan. 28, Chase Frishman is up to fifth in the MPSF in digs at 2.37 per set. UCSD is sixth in team digs (8.69/set). Last year, Carl Eberts ranked 14th in both kills (3.22/set) and points (3.77/set), while Frishman was third in digs (2.28/set). UCSD ranked sixth in digs (8.60/set).

IN THE NATIONAL RANKINGS

The NCAA has not yet produced its first statistical rankings for 2013. In 2012, Chase Frishman was 13th nationally in digs (2.28/set). Carl Eberts ranked 32nd in kills (3.22/set), with Vaun Lennon 42nd (2.84/set). Mike Brunsting was 28th in assists (6.39/set), with Fred Stahl 36th in blocks (0.95/set). As a team, UCSD ranked 17th in assists (11.44/set), 19th in kills (12.20/set), 20th in digs (8.60/set), 26th in hitting percentage (0.215), 27th in aces (0.87/set) and 28th in both blocks (1.99/set) and match win-loss percentage (0.321).

FOLLOW THE TRITONS

There are now more ways than ever to follow the Tritons. You've always got UCSDtriton.com at your fingertips, but our social media scene continues to grow. Get instant updates on Twitter and like us on Facebook. For a more visual approach, watch our YouTube channel. Follow the Tritons all year long on social media for behind-the-scenes looks!

UCLA TO HOST NCAA CHAMPIONSHIP

UCLA will play host to the 2013 NCAA Men's Volleyball Championship at the New Pauley Pavilion in Los Angeles. The two semifinals will be held on May 2, with the national title match taking place on May 4. For tickets, call 310.825.2946 or go to UCLABruins.com. This will be the second straight year that the event has been held in Los Angeles, after USC hosted the 2012 installment at the Galen Center. For complete information on the championship, visit <http://www.ncaa.com/championships/volleyball-men/d1>.

MATCH-BY-MATCH LEADERS

	<u>Kills</u>	<u>Assists</u>	<u>Aces</u>	<u>Digs</u>	<u>Blocks</u>	<u>Points</u>
1/4 vs. LEWIS	Eberts 16	Dempsey 49	Brunsting 2*	Frishman 13*	Brady 6*	Eberts 17.5
1/4 vs. UCLA	Eberts 16	Dempsey 45	Lennon 2	McGinnis 10	Brady/Hayes 3	Eberts 18.0
1/5 vs. LBSU	Hayes 18	Dempsey 44*	Brady/Lennon/Smith 1	Hayes 15*	Brady/Hayes 5	Hayes 21.0
1/10 vs. USC	Eberts 16*	Dempsey 29*	Hayes 2*	Eberts 9*	Stahl 6*	Eberts 19.0*
1/12 vs. PEPP	Hayes 11*	Brunsting 14	-	Brunsting 8*	Eberts/Dempsey 1	Hayes 11.0
					Brady/Stahl	
1/17 vs. CBU	Eberts 22*	Brunsting 25	Hayes 2*	Frishman 11*	Stahl 6*	Eberts 23.0*
1/19 at BYU	Eberts 13*	Dempsey 28*	-	Eberts 7*	Schow 3	Eberts 14.0
1/25 vs. CSUN	Eberts 12	Dempsey 30	Lennon/Hayes/Brunsting 1	Frishman 9*	Hayes/Stahl 3	Eberts 13.5
1/26 vs. LBSU	Lennon 11	Brunsting 27	-	Frishman 11*	Stahl/Brunsting 2	Lennon/Iorfino 11.0
					Smith/Iorfino	
1/30 vs. PRIN	-	-	-	-	-	-
2/1 at UCSB	-	-	-	-	-	-
2/2 at UCLA	-	-	-	-	-	-
2/8 at UOP	-	-	-	-	-	-
2/9 at STAN	-	-	-	-	-	-
2/15 vs. UCSB	-	-	-	-	-	-
2/16 vs. UCI	-	-	-	-	-	-
2/22 at HIU	-	-	-	-	-	-
3/1 at CBU	-	-	-	-	-	-
3/2 vs. BYU	-	-	-	-	-	-
3/6 at LBSU	-	-	-	-	-	-
3/8 at CSUN	-	-	-	-	-	-
3/15 at PEPP	-	-	-	-	-	-
3/16 at USC	-	-	-	-	-	-
3/28 at UCI	-	-	-	-	-	-
3/29 vs. UCLA	-	-	-	-	-	-
4/5 vs. UOP	-	-	-	-	-	-
4/6 vs. STAN	-	-	-	-	-	-
4/12 vs. UH	-	-	-	-	-	-
4/13 vs. UH	-	-	-	-	-	-

*match high

VOLLEYBALL MAGAZINE POLL

<u>Rank</u>	<u>School (1st-Place Votes)</u>	<u>Last Week</u>
1	BYU (9)	3
2	Pepperdine (1)	4
3	UC Irvine	1
4	Penn State	6
5	Stanford	2
6	UCLA	5
7	USC	7
8	Long Beach State	RV
9	Cal State Northridge	9
10	UC Santa Barbara	8

UCSD in the VBM Poll

January 8.....	RV
January 15.....	RV
January 22.....	RV
January 29.....	
February 5.....	
February 12.....	
February 19.....	
February 26.....	
March 5.....	
March 12.....	
March 19.....	
March 26.....	
April 2.....	
April 9.....	
April 16.....	
April 23.....	

CAREER AND SEASON HIGHS

1 • Elliott SHAW • OH

Stat	2013 High	Career High
Kills	-	-
Hit% (min. 10 A)	-	-
Assists	-	-
Aces	-	-
Digs	-	-
Blocks	-	-
Points	-	-

2 • Kevin McGINNIS • L

Stat	2013 High	Career High
Kills	0	0
Assists	3, 1/5 vs. Long Beach State	3, 2 times (last 1/5/13 vs. LBSU)
Aces	0	0
Digs	11, 1/5 vs. Long Beach State	12, 1/11/12 vs. Loyola
Points	0	0.0

3 • Ganesh ELIE • MB

Stat	2013 High	Career High
Kills	-	-
Hit% (min. 10 A)	-	-
Assists	-	-
Aces	-	-
Digs	-	-
Blocks	-	-
Points	-	-

5 • Chase FRISHMAN • L

Stat	2013 High	Career High
Kills	0	0
Assists	3, 2 times (last 1/25 vs. CSUN)	4, multiple times (last 3/16/12 at CSN)
Aces	0	1, 2 times (last 2/3/12 at HIU)
Digs	13, 1/4 vs. Lewis	19, 3/30/12 vs. UCLA
Points	0	1.0, 2 times (last 2/3/12 at HIU)

6 • Eric BARBER • OH

Stat	2013 High	Career High
Kills	-	-
Hit% (min. 10 A)	-	-
Assists	-	-
Aces	-	-
Digs	-	-
Blocks	-	-
Points	-	-

7 • Carl EBERTS • OH

Stat	2013 High	Career High
Kills	22, 1/17 vs. Cal Baptist	22, 3 times (last 1/17/13 vs. CBU)
Hit% (min. 10 A)	.529 (22-4-34), 1/17 vs. Cal Baptist	.611 (14-3-18), 3/8/12 at UCLA
Assists	2, 2 times (last 1/26 vs. LBSU)	3, 4 times (last 1/27/12 vs. Pepp.)
Aces	1, 2 times (last 1/4 vs. UCLA)	3, 3 times (last 2/17/12 vs. Pacific)
Digs	9, 1/10 vs. USC	12, 1/26/11 vs. Princeton
Blocks	5, 1/10 vs. USC	6, 2 times (last 2/3/12 at HIU)
Points	23.0, 1/17 vs. Cal Baptist	24.5, 3/12/11 at Pepperdine

8 • Kyle LORIA • OH

Stat	2013 High	Career High
Kills	-	-
Hit% (min. 10 A)	-	-
Assists	-	-
Aces	-	-
Digs	-	-
Blocks	-	-
Points	-	-

10 • Mike BRUNSTING • S

Stat	2013 High	Career High
Kills	5, 1/17 vs. Cal Baptist	14, 3/12/11 at Pepperdine
Hit% (min. 10 A)	-	.429 (8-2-14), 1/28/11 vs. Hawai'i
Assists	27, 1/26 vs. LBSU	62, 2/11/12 vs. BYU
Aces	2, 1/4 vs. Lewis	4, 1/27/12 vs. Pepperdine
Digs	8, 1/12 vs. Pepperdine	12, 1/14/12 vs. NJIT
Blocks	2, 1/26 vs. LBSU	5, 3/12/11 at Pepperdine
Points	6.5, 1/17 vs. Cal Baptist	18.0, 3/12/11 at Pepperdine

11 • Scot METZGER • OH

Stat	2013 High	Career High
Kills	-	5, 1/27/12 vs. Pepperdine
Hit% (min. 10 A)	-	.125 (5-3-16), 1/27/12 vs. Pepperdine
Assists	-	1, 1/27/12 vs. Pepperdine
Aces	-	1, 3 times (last 2/9/12 vs. BYU)
Digs	-	2, 2 times (last 2/9/12 vs. BYU)
Blocks	-	0
Points	-	5.0, 1/27/12 vs. Pepperdine

12 • Vaun LENNON • OH

Stat	2013 High	Career High
Kills	16, 1/5 vs. Long Beach State	25, 2/11/12 vs. BYU
Hit% (min. 10 A)	.615 (9-1-13), 1/19 at BYU	.632 (13-1-19), 3/31/12 vs. UCSB
Assists	2, 1/17 vs. Cal Baptist	2, 5 times (last 1/17/13 vs. CBU)
Aces	2, 1/4 vs. UCLA	4, 1/11/12 vs. Loyola
Digs	7, 3 times (last 1/5 vs. LBSU)	9, 4 times (last 4/5/12 at USC)
Blocks	2, 2 times (last 1/10 vs. USC)	4, 3 times (last 3/16/12 at CSUN)
Points	18.5, 1/5 vs. Long Beach State	26.5, 2/11/12 vs. BYU

13 • Cheyne HAYES • OPP

Stat	2013 High	Career High
Kills	18, 1/5 vs. Long Beach State	18, 1/5/13 vs. Long Beach State
Hit% (min. 10 A)	.424 (18-4-33), 1/5 vs. LBSU	.424 (18-4-33), 1/5/13 vs. LBSU
Assists	1, 1/10 vs. USC	1, 2 times (last 1/10/13 vs. USC)
Aces	2, 2 times (last 1/17 vs. Cal Baptist)	3, 2/3/12 at Hope International
Digs	15, 1/5 vs. Long Beach State	15, 1/5/13 vs. Long Beach State
Blocks	5, 1/5 vs. Long Beach State	5, 2 times (last 1/5/13 vs. LBSU)
Points	21.0, 1/5 vs. Long Beach State	21.0, 1/5/13 vs. Long Beach State

14 • Garrett DEMPSEY • S

Stat	2013 High	Career High
Kills	1, 4 times (last 1/26 vs. LBSU)	2, 4/12/12 vs. Cal Baptist
Hit% (min. 10 A)	-	-
Assists	49, 1/4 vs. Lewis	50, 3/16/12 at CSUN
Aces	-	1, 5 times (last 3/16/12 at CSUN)
Digs	9, 1/4 vs. Lewis	9, 2 times (last 1/4/13 vs. Lewis)
Blocks	1, 3 times (last 1/17 vs. Cal Baptist)	2, 3/15/12 at Long Beach State
Points	1.5, 1/17 vs. Cal Baptist	3.0, 3/15/12 at Long Beach State

15 • Mathew SCHNITZER • MB

Stat	2013 High	Career High
Kills	-	-
Hit% (min. 10 A)	-	-
Assists	-	-
Aces	-	-
Digs	-	-
Blocks	-	-
Points	-	-

16 • Joel SCHOW • MB

Stat	2013 High	Career High
Kills	1, 1/19 at BYU	1, 1/19/13 at BYU
Hit% (min. 10 A)	-	-
Assists	2, 1/19 at BYU	2, 1/19/13 at BYU
Aces	0	0
Digs	2, 1/19 at BYU	2, 1/19/13 at BYU
Blocks	3, 1/19 at BYU	3, 1/19/13 at BYU
Points	2.5, 1/19 at BYU	2.5, 1/19/13 at BYU

17 • Greg SMITH • MB

Stat	2013 High	Career High
Kills	10, 1/4 vs. Lewis	10, 3 times (1/4/13 vs. Lewis)
Hit% (min. 10 A)	.533 (10-2-15), 1/4 vs. Lewis	.615 (8-0-13), 1/21/12 at UC Irvine
Assists	0	1, 1/5/12 at Hawai'i
Aces	1, 1/5 vs. Long Beach State	1, 3 times (last 1/5/13 vs. LBSU)
Digs	2, 2 times (last 1/4 vs. UCLA)	3, 2 times (1/15/12 at Grand Canyon)
Blocks	2, 1/26 vs. LBSU	7, 1/6/12 at Hawai'i
Points	10.5, 1/4 vs. Lewis	13.0, 2/1/12 vs. Princeton

CAREER AND SEASON HIGHS

18 • Sebastian BRADY • MB

Stat	2013 High	Career High
Kills	12, 1/4 vs. Lewis	15, 2/24/11 at BYU
Hit% (min. 10 A)	.800 (8-0-10), 1/25 vs. CSUN	.800 (8-0-10), 1/25/13 vs. CSUN
Assists	1, 2 times (last 1/25 vs. CSUN)	2, 1/7/11 vs. CSUN
Aces	1, 2 times (last 1/5 vs. LBSU)	1, 13 times (last 1/5/13 vs. LBSU)
Digs	3, 2 times (last 1/25 vs. CSUN)	5, 1/14/12 vs. NJIT
Blocks	6, 1/4 vs. Lewis	7, 4/9/11 at Long Beach State
Points	17.0, 1/4 vs. Lewis	18.5, 2/24/11 at BYU

20 • Nick IORFINO • OH

Stat	2013 High	Career High
Kills	10, 1/26 vs. Long Beach State	16, 3/12/11 at Pepperdine
Hit% (min. 10 A)	.538 (9-2-13), 1/17 vs. Cal Baptist	.538 (9-2-13), 1/17/13 vs. Cal Baptist
Assists	1, 1/5 vs. Long Beach State	2, 4/1/11 at UCLA
Aces	1, 2 times (last 1/17 vs. Cal Baptist)	1, 5 times (last 1/17/13 vs. CBU)
Digs	5, 1/5 vs. Long Beach State	6, 3 times (last 3/31/11 at UCSB)
Blocks	2, 2 times (last 1/26 vs. LBSU)	3, 2 times (last 4/9/11 at LBSU)
Points	11.0, 1/26 vs. Long Beach State	18.5, 3/12/11 at Pepperdine

22 • Josh LAKE • OPP

Stat	2013 High	Career High
Kills	-	-
Hit% (min. 10 A)	-	-
Assists	-	-
Aces	-	-
Digs	2, 1/26 vs. Long Beach State	2, 1/26/13 vs. Long Beach State
Blocks	-	-
Points	-	-

23 • Fred STAHL • MB

Stat	2013 High	Career High
Kills	6, 1/5 vs. Long Beach State	13, 2 times (last 3/9/12 at UCSB)
Hit% (min. 10 A)	.400 (5-1-10), 1/17 vs. Cal Baptist	.611 (13-2-18), 3/9/12 at UCSB
Assists	-	2, 2/11/12 vs. BYU
Aces	1, 1/17 vs. Cal Baptist	2, 1/28/12 vs. USC
Digs	5, 1/17 vs. Cal Baptist	6, 3/16/12 at CSUN
Blocks	6, 2 times (last 1/17 vs. Cal Baptist)	7, 2/3/12 at Hope International
Points	9.5, 1/17 vs. Cal Baptist	16.5, 3/9/12 at UC Santa Barbara

24 • Matt LAUGHREA • OH

Stat	2013 High	Career High
Kills	-	-
Hit% (min. 10 A)	-	-
Assists	-	-
Aces	-	-
Digs	-	-
Blocks	-	-
Points	-	-

25 • Grant CURREY • S


Stat	2013 High	Career High
Kills	-	-
Hit% (min. 10 A)	-	-
Assists	-	-
Aces	-	-
Digs	-	-
Blocks	-	-
Points	-	-

26 • Cory SWARTZBAUGH • OPP

Stat	2013 High	Career High
Kills	5, 1/26 vs. Long Beach State	5, 1/26/13 vs. Long Beach State
Hit% (min. 10 A)	.273 (5-2-11), 1/26 vs. LBSU	.273 (5-2-11), 1/26/13 vs. LBSU
Assists	-	-
Aces	-	-
Digs	-	-
Blocks	1, 2 times (last 1/26 vs. LBSU)	1, 2 times (last 1/26/13 vs. LBSU)
Points	5.5, 1/26 vs. Long Beach State	5.5, 1/26/13 vs. Long Beach State

UCSD SIGNING CLASS FOR 2014

Player	Pos.	Ht.	Hometown/Current School	Club
Griffin Galvin	L	5-11	Folsom/Vista del Lago HS	NCVC
Adam Martell	OPP	6-7	Pewaukee, WI/Kettle Moraine HS	NSMVC



MPSF MOLTEN PLAYER OF THE WEEK

1/7	Levi Cabral	Sr.	OH	Cal Baptist
1/14	Dane Worley	Jr.	OH	UCLA
1/21	Taylor Crabb	Jr.	OH	LBSU
1/28	Sinisa Zarkovic	Fr.	OH	Hawai'i
2/4	-			
2/11	-			
2/18	-			
2/25	-			
3/4	-			
3/11	-			
3/18	-			
3/25	-			
4/1	-			
4/8	-			

AVCA NATIONAL PLAYER OF THE WEEK

1/8	Jeremy Dejno	Jr.	OH	UC Irvine
1/15	Robert Feathers	So.	MB	USC
1/22	Taylor Sander	Jr.	OH	BYU
1/29	-			
2/5	-			
2/12	-			
2/19	-			
2/26	-			
3/5	-			
3/12	-			
3/19	-			
3/26	-			
4/2	-			
4/9	-			

Volleyball Box Score

2013 UC San Diego Men's Volleyball

#9 Cal State Northridge vs #12 UC San Diego (Jan 25, 2013 at La Jolla, CA)

##	Cal State Northridge	S	ATTACK				SET			SERVE				RECEIVE			Dig	BLOCK			BHE	Points
			K	E	TA	Pct	Ast	TA	Pct	SA	SE	TA	Pct	O	RE	Pct		BS	BA	BE		
8	Kyle Stevenson	3	5	1	13	.308	1	2	.500	0	3	11	.727	20	2	.909	4	0	1	0	0	5.5
9	Brandon Lebrock	3	7	4	21	.143	1	2	.500	0	2	12	.833	21	0	1000	1	0	4	0	0	9.0
10	Jared Moore	3	8	0	12	.667	0	0	.000	0	2	14	.857	0	0	.000	3	0	4	0	0	10.0
13	Drew Staker	3	4	2	9	.222	0	2	.000	1	1	13	.923	0	0	.000	3	1	5	0	0	8.5
14	John Baker	3	14	3	29	.379	0	0	.000	0	2	10	.800	0	0	.000	3	0	2	0	0	15.0
15	Travis Magorien	3	0	0	0	.000	32	74	.432	3	3	15	.800	0	0	.000	1	0	3	0	0	4.5
1	Charlie Condron	3	0	0	0	.000	2	3	.667	0	0	0	.000	10	1	.909	3	0	0	0	0	0.0
2	Nick Alegrado	3	0	0	0	.000	0	0	.000	0	0	0	.000	0	0	.000	4	0	0	0	0	0.0
12	Vaughn Wellenreiter	3	0	0	0	.000	0	0	.000	0	0	0	.000	0	0	.000	0	0	0	0	0	0.0
Totals		3	38	10	84	.333	36	83	.434	4	13	75	.827	51	3	.944	22	1	19	0	0	52.5

Team Attack By Set

Set	K	E	TA	Pct	Sidout	Pct
1	11	4	27	.259	15-24	62%
2	13	3	28	.357	17-25	68%
3	14	3	29	.379	16-21	76%
48-70						68%

TOTAL TEAM BLOCKS: 10.5

SET SCORES

	1	2	3	Team Records:
Cal State Northridge (3	25	27	25	4-2, 2-2 MPSF
UC San Diego (0)	23	25	20	3-5, 2-3 MPSF

##	UC San Diego	S	ATTACK				SET			SERVE				RECEIVE			Dig	BLOCK			BHE	Points
			K	E	TA	Pct	Ast	TA	Pct	SA	SE	TA	Pct	O	RE	Pct		BS	BA	BE		
7	Carl Eberts	3	12	5	28	.250	2	3	.667	0	2	8	.750	15	0	1000	4	1	1	0	0	13.5
12	Vaun Lennon	3	4	5	12	-.083	0	0	.000	1	1	10	.900	21	1	.955	3	0	0	0	0	5.0
13	Cheyne Hayes	3	7	6	16	.062	0	0	.000	1	5	10	.500	0	0	.000	3	0	3	1	0	9.5
14	Garrett Dempsey	3	1	0	1	1.000	30	68	.441	0	2	14	.857	0	0	.000	6	0	0	0	0	1.0
18	Sebastian Brady	3	8	0	10	.800	1	2	.500	0	0	7	1000	0	0	.000	3	0	1	0	0	8.5
23	Fred Stahl	3	2	1	7	.143	0	1	.000	0	3	10	.700	0	0	.000	0	0	3	0	0	3.5
5	Chase Frishman	3	0	0	0	.000	3	5	.600	0	0	0	.000	13	2	.867	9	0	0	0	0	0.0
10	Mike Brunsting	2	4	1	8	.375	2	6	.333	1	0	5	1000	0	0	.000	1	0	0	0	0	5.0
20	Nick Iorfino	1	2	1	5	.200	0	0	.000	0	2	2	.000	9	1	.900	1	0	0	0	0	2.0
22	Josh Lake	2	0	0	0	.000	0	0	.000	0	1	4	.750	0	0	.000	1	0	0	0	0	0.0
Totals		3	40	19	87	.241	38	85	.447	3	16	70	.771	58	4	.935	31	1	8	1	0	48.0

Team Attack By Set

Set	K	E	TA	Pct	Sidout	Pct
1	11	7	25	.160	14-24	58%
2	16	8	34	.235	17-27	62%
3	13	4	28	.321	15-24	62%
46-75						61%

TOTAL TEAM BLOCKS: 5.0

Site: La Jolla, CA (RIMAC Arena)

Date: Jan 25, 2013 Attend: 302 Time: 1:27

Referees: Stephanie Cruz, Tom Saunders

	<u>1</u>	<u>2</u>	<u>3</u>	<u>Total</u>
Tie scores	14	13	5	32
Lead change	7	4	2	13

Volleyball Box Score

2013 UC San Diego Men's Volleyball

#7 Long Beach State vs #12 UC San Diego (Jan 26, 2013 at La Jolla, CA)

		ATTACK					SET			SERVE				RECEIVE				BLOCK					
##	Long Beach State	S	K	E	TA	Pct	Ast	TA	Pct	SA	SE	TA	Pct	O	RE	Pct	Dig	BS	BA	BE	BHE	Points	
2	Jeff Ornee	4	8	2	15	.400	1	2	.500	0	1	8	.875	0	0	.000	5	2	3	0	0	11.5	
4	Taylor Crabb	4	15	4	34	.324	0	1	.000	1	1	15	.933	22	0	1000	8	0	2	0	0	17.0	
10	Dalton Ammerman	4	16	7	33	.273	0	1	.000	0	2	14	.857	18	0	1000	9	0	2	0	0	17.0	
13	Taylor Gregory	4	8	2	11	.545	0	0	.000	1	3	23	.870	3	0	1000	4	1	3	0	0	11.5	
15	Colten Echave	4	3	1	9	.222	1	2	.500	1	2	9	.778	0	0	.000	2	1	5	0	0	7.5	
21	Connor Olbright	4	1	0	1	1.000	50	96	.521	1	1	13	.923	0	0	.000	3	0	2	0	0	3.0	
12	Edgar Palos	4	1	0	1	1.000	0	0	.000	0	2	4	.500	0	0	.000	1	0	0	0	0	1.0	
14	Ian Satterfield	3	3	0	5	.600	0	0	.000	0	1	5	.800	0	0	.000	0	0	0	0	0	3.0	
27	Andrew Sato	4	1	0	1	1.000	0	4	.000	0	0	0	.000	24	0	1000	6	0	0	0	0	1.0	
Totals		4	56	16	110	.364	52	106	.491	4	13	91	.857	67	0	1000	38	4	17	0	0	72.5	

Team Attack By Set

Set	K	E	TA	Pct	Sidout	Pct
1	13	2	20	.550	14-17	82%
2	15	4	33	.333	12-18	66%
3	10	6	27	.148	13-24	54%
4	18	4	30	.467	18-21	85%
57-80						71%

TOTAL TEAM BLOCKS: 12.5

SET SCORES

	1	2	3	4	Team Records:
Long Beach State (3)	25	25	17	25	6-3, 4-2 MPSF
UC San Diego (1)	17	17	25	20	3-6, 2-4 MPSF

			ATTACK				SET			SERVE				RECEIVE				BLOCK					
##	UC San Diego	S	K	E	TA	Pct	Ast	TA	Pct	SA	SE	TA	Pct	O	RE	Pct	Dig	BS	BA	BE	BHE	Points	
7	Carl Eberts	2	3	4	13	-.077	2	2	1000	0	1	5	.800	9	0	1000	4	0	0	0	0	3.0	
12	Vaun Lennon	4	11	2	25	.360	0	1	.000	0	2	13	.846	25	3	.893	5	0	0	1	0	11.0	
13	Cheyne Hayes	2	7	3	16	.250	0	1	.000	0	1	3	.667	0	0	.000	0	0	0	0	0	7.0	
14	Garrett Dempsey	3	1	0	3	.333	16	44	.364	0	0	4	1000	0	0	.000	3	0	0	0	0	1.0	
18	Sebastian Brady	2	2	3	8	-.125	0	0	.000	0	0	2	1000	0	0	.000	0	0	0	0	0	2.0	
23	Fred Stahl	4	5	0	7	.714	0	0	.000	0	4	12	.667	0	0	.000	1	0	2	0	0	6.0	
2	Kevin McGinnis	1	0	0	0	.000	0	0	.000	0	0	1	1000	0	0	.000	0	0	0	0	0	0.0	
5	Chase Frishman	4	0	0	0	.000	2	8	.250	0	0	0	.000	24	0	1000	11	0	0	0	0	0.0	
10	Mike Brunsting	3	0	2	2	-1.00	27	50	.540	0	2	12	.833	0	0	.000	3	0	2	0	0	1.0	
17	Greg Smith	2	6	0	9	.667	0	0	.000	0	0	6	1000	1	0	1000	0	0	2	0	0	7.0	
20	Nick Iorfino	4	10	3	18	.389	0	1	.000	0	1	11	.909	15	0	1000	3	0	2	0	0	11.0	
22	Josh Lake	3	0	0	0	.000	0	0	.000	0	1	3	.667	0	0	.000	2	0	0	0	0	0.0	
26	Cory Swartzbaugh	3	5	2	11	.273	0	0	.000	0	1	8	.875	0	0	.000	0	0	1	1	0	5.5	
Team														1									
Totals		4	50	19	112	.277	47	107	.439	0	13	80	.837	74	4	.949	32	0	9	2	0	54.5	

Team Attack By Set

Set	K	E	TA	Pct	Sidout	Pct
1	12	6	26	.231	14-25	56%
2	11	5	37	.162	11-24	45%
3	15	2	22	.591	14-18	77%
4	12	6	27	.222	17-24	70%
56-91						61%

TOTAL TEAM BLOCKS: 4.5

Site: La Jolla, CA (RIMAC Arena)

Date: Jan 26, 2013 Attend: 478 Time: 1:48

Referees: Tom Saunders, Stephanie Cruz

	<u>1</u>	<u>2</u>	<u>3</u>	<u>4</u>	<u>Total</u>
Tie scores	2	7	0	13	22
Lead change	2	4	0	2	8

2013 UC San Diego Men's Volleyball
UC San Diego Combined Team Statistics (as of Jan 26, 2013)
Conference matches

RECORD:	OVERALL	HOME	AWAY	NEUTRAL
ALL GAMES	2-4	2-3	0-1	0-0
CONFERENCE	2-4	2-3	0-1	0-0
NON-CONFERENCE	0-0	0-0	0-0	0-0

#	Player	sp	Attack					Set		Serve			re	Dig		Blocking					bhe	points
			k	k/s	e	ta	pct	a	a/s	sa	se	sa/s		dig	dig/s	bs	ba	total	blk/s	be		
7	Carl Eberts	19	70	3.68	29	147	.279	6	0.32	0	10	0.00	5	36	1.89	2	10	12	0.63	2	0	77.0
12	Vaun Lennon	18	48	2.67	23	118	.212	2	0.11	3	9	0.17	8	18	1.00	0	4	4	0.22	2	1	53.0
13	Cheyne Hayes	18	41	2.28	31	103	.097	1	0.06	5	15	0.28	0	7	0.39	0	8	8	0.44	2	0	50.0
18	Sebastian Brady	19	24	1.26	11	53	.245	2	0.11	0	2	0.00	0	7	0.37	0	9	9	0.47	2	0	28.5
20	Nick Iorfino	13	26	2.00	14	51	.235	0	0.00	1	9	0.08	2	6	0.46	0	3	3	0.23	0	0	28.5
23	Fred Stahl	18	17	0.94	9	45	.178	0	0.00	1	16	0.06	0	8	0.44	1	17	18	1.00	0	0	27.5
10	Mike Brunsting	16	13	0.81	10	29	.103	76	4.75	2	9	0.12	0	17	1.06	0	4	4	0.25	0	0	17.0
17	Greg Smith	5	7	1.40	0	11	.636	0	0.00	0	1	0.00	0	1	0.20	0	2	2	0.40	0	0	8.0
26	Cory Swartzbaugh	3	5	1.67	2	11	.273	0	0.00	0	1	0.00	0	0	0.00	0	1	1	0.33	1	0	5.5
14	Garrett Dempsey	19	3	0.16	0	6	.500	136	7.16	0	3	0.00	0	22	1.16	0	3	3	0.16	1	2	4.5
16	Joel Schow	2	1	0.50	1	3	.000	2	1.00	0	0	0.00	0	2	1.00	0	3	3	1.50	0	0	2.5
22	Josh Lake	5	0	0.00	0	0	.000	0	0.00	0	2	0.00	0	3	0.60	0	0	0	0.00	0	0	0.0
5	Chase Frishman	21	0	0.00	0	0	.000	13	0.62	0	0	0.00	6	48	2.29	0	0	0	0.00	0	0	0.0
2	Kevin McGinnis	3	0	0.00	0	0	.000	0	0.00	0	1	0.00	0	0	0.00	0	0	0	0.00	0	0	0.0
	TEAM	-	-	-	-	-	-	-	-	-	-	-	2	-	-	-	-	-	-	-	-	-
	UC SAN DIEGO	21	255	12.14	130	577	.217	238	11.33	12	78	0.57	23	175	8.33	3	64	35.0	1.67	10	3	302.0
	Opponents	21	241	11.48	78	522	.312	225	10.71	23	68	1.10	12	158	7.52	14	119	73.5	3.50	3	0	337.5

Team Statistics	UCSD	OPP
ATTACK		
Kills	255	241
Errors	130	78
Total Attacks	577	522
Attack Pct	.217	.312
Kills/Set	12.1	11.5
SET		
Assists	238	225
Attempts	567	508
Assist Pct	.420	.443
Assists/Set	11.3	10.7
SERVE		
Aces	12	23
Errors	78	68
Attempts	425	473
Serve Pct	.816	.856
Aces/Set	0.6	1.1
SERVE RECEPTIONS		
Errors	23	12
Errors/Set	1.1	0.6
Attempts	405	347
Reception Pct	.943	.965
DEFENSE		
Digs	175	158
Digs/Set	8.3	7.5
BLOCKING		
Block Solo	3	14
Block Assist	64	119
Total Blocks	35.0	73.5
Blocks/Set	1.7	3.5
Block Errors	10	3
Ball handling errors	3	0
ATTENDANCE		
Total	1585	2301
Dates/Avg Per Date	5/317	1/2301
Neutral site #/Avg	0/0	
Current win streak	0	-
Home win streak	0	-

Date	Opponent	Score	Score by set	Att.
*Jan 10	#8 USC	w 3-0	25-22,25-22,25-20	319
*Jan 12	#4 PEPPERDINE	L 0-3	13-25,13-25,15-25	235
*Jan 17	#14 CALIFORNIA BAPTIST	w 3-2	19-25,25-17,17-25,25-16,15-12	251
*Jan 19	at #3 BYU	L 0-3	15-25,19-25,23-25	2301
*Jan 25	#9 CAL STATE NORTHRIDGE	L 0-3	23-25,25-27,20-25	302
*Jan 26	#7 LONG BEACH STATE	L 1-3	17-25,17-25,25-17,20-25	478

+ UC Santa Barbara Asics Invitational (4th Place)
* Mountain Pacific Sports Federation match

Record in 3-set matches: 1-3
Record in 4-set matches: 0-1
Record in 5-set matches: 1-0

2013 UC San Diego Men's Volleyball
UC San Diego Combined Team Statistics (as of Jan 26, 2013)
All matches

RECORD:	OVERALL	HOME	AWAY	NEUTRAL
ALL GAMES	3-6	2-3	0-1	1-2
CONFERENCE	2-4	2-3	0-1	0-0
NON-CONFERENCE	1-2	0-0	0-0	1-2

##	Player	sp	Attack					Set		Serve			re	Dig		Blocking					points	
			k	k/s	e	ta	pct	a	a/s	sa	se	sa/s		dig	dig/s	bs	ba	total	blk/s	be		bhe
7	Carl Eberts	32	109	3.41	41	234	.291	6	0.19	2	20	0.06	7	54	1.69	3	11	14	0.44	2	0	119.5
12	Vaun Lennon	32	89	2.78	47	216	.194	2	0.06	7	17	0.22	11	39	1.22	1	5	6	0.19	2	1	99.5
13	Cheyne Hayes	33	71	2.15	47	182	.132	1	0.03	6	28	0.18	0	33	1.00	7	12	19	0.58	2	0	90.0
18	Sebastian Brady	34	44	1.29	16	87	.322	2	0.06	2	4	0.06	0	12	0.35	7	16	23	0.68	4	0	61.0
20	Nick Iorfino	22	35	1.59	22	77	.169	1	0.05	2	13	0.09	2	11	0.50	0	5	5	0.23	0	0	39.5
23	Fred Stahl	24	25	1.04	10	60	.250	0	0.00	1	18	0.04	0	10	0.42	2	19	21	0.88	0	0	37.5
17	Greg Smith	16	20	1.25	6	36	.389	0	0.00	1	7	0.06	0	5	0.31	1	4	5	0.31	2	0	24.0
10	Mike Brunsting	25	13	0.52	11	30	.067	90	3.60	4	10	0.16	0	17	0.68	0	4	4	0.16	0	0	19.0
26	Cory Swartzbaugh	6	6	1.00	3	14	.214	0	0.00	0	1	0.00	0	0	0.00	0	2	2	0.33	2	0	7.0
14	Garrett Dempsey	34	4	0.12	1	8	.375	274	8.06	0	4	0.00	0	42	1.24	0	3	3	0.09	1	3	5.5
16	Joel Schow	2	1	0.50	1	3	.000	2	1.00	0	0	0.00	0	2	1.00	0	3	3	1.50	0	0	2.5
22	Josh Lake	5	0	0.00	0	0	.000	0	0.00	0	2	0.00	0	3	0.60	0	0	0	0.00	0	0	0.0
2	Kevin McGinnis	12	0	0.00	0	3	.000	3	0.25	0	1	0.00	4	21	1.75	0	0	0	0.00	0	0	0.0
5	Chase Frishman	27	0	0.00	0	0	.000	15	0.56	0	0	0.00	8	64	2.37	0	0	0	0.00	0	0	0.0
	TEAM	-	-	-	-	-	-	-	-	-	-	-	3	-	-	-	-	-	-	-	-	-
	UC SAN DIEGO	36	417	11.58	205	950	.223	396	11.00	25	125	0.69	35	313	8.69	21	84	63.0	1.75	16	4	505.0
	Opponents	36	421	11.69	150	937	.289	332	9.22	35	128	0.97	25	231	6.42	30	160	110.0	3.06	9	0	566.0

Team Statistics	UCSD	OPP
ATTACK		
Kills	417	421
Errors	205	150
Total Attacks	950	937
Attack Pct	.223	.289
Kills/Set	11.6	11.7
SET		
Assists	396	332
Attempts	692	634
Assist Pct	.572	.524
Assists/Set	11.0	9.2
SERVE		
Aces	25	35
Errors	125	128
Attempts	627	791
Serve Pct	.801	.838
Aces/Set	0.7	1.0
SERVE RECEPTIONS		
Errors	35	25
Errors/Set	1.0	0.7
Attempts	666	600
Reception Pct	.947	.958
DEFENSE		
Digs	313	231
Digs/Set	8.7	6.4
BLOCKING		
Block Solo	21	30
Block Assist	84	160
Total Blocks	63.0	110.0
Blocks/Set	1.8	3.1
Block Errors	16	9
Ball handling errors	4	0
ATTENDANCE		
Total	1585	2301
Dates/Avg Per Date	5/317	1/2301
Neutral site #/Avg	3/203	
Current win streak	0	-
Home win streak	0	-

Date	Opponent	Score	Score by set	Att.
+Jan 04	vs #5 Lewis	w 3-2	19-25,17-25,32-30,25-23,15-12	50
+Jan 04	vs #6 UCLA	L 2-3	24-26,19-25,25-22,25-17,8-15	150
+Jan 05	vs #7 Long Beach State	L 2-3	25-21,21-25,18-25,25-16,12-15	410
*Jan 10	#8 USC	w 3-0	25-22,25-22,25-20	319
*Jan 12	#4 PEPPERDINE	L 0-3	13-25,13-25,15-25	235
*Jan 17	#14 CALIFORNIA BAPTIST	w 3-2	19-25,25-17,17-25,25-16,15-12	251
*Jan 19	at #3 BYU	L 0-3	15-25,19-25,23-25	2301
*Jan 25	#9 CAL STATE NORTHRIDGE	L 0-3	23-25,25-27,20-25	302
*Jan 26	#7 LONG BEACH STATE	L 1-3	17-25,17-25,25-17,20-25	478

+ UC Santa Barbara Asics Invitational (4th Place)

* Mountain Pacific Sports Federation match

Record in 3-set matches: 1-3

Record in 4-set matches: 0-1

Record in 5-set matches: 2-2