



2013 UC SAN DIEGO

Volleyball

Contact: Doga Gur • dgur@ucsd.edu • 650.353.0153

RESULTS/SCHEDULE

2-3 Overall/1-1 MPSF

1-1 Home/0-0 Away/1-2 Neutral

January

4	vs. #5 Lewis ¹	W, 3-2
4	vs. #6 UCLA ¹	L, 2-3
5	vs. #7 Long Beach State ¹	L, 2-3
10	#8 USC*	W, 3-0
12	#4 Pepperdine*	L, 0-3
17	#14 Cal Baptist*	7 p.m.
19	at #3 BYU*	6 p.m.
25	Cal State Northridge*	7 p.m.
26	Long Beach State*	7 p.m.
30	Princeton	5 p.m.

February

1	at UC Santa Barbara*	7 p.m.
2	at UCLA*	7 p.m.
8	at Pacific*	7 p.m.
9	at Stanford*	7 p.m.
15	UC Santa Barbara*	7 p.m.
16	UC Irvine*	7 p.m.
22	at Hope International	7 p.m.
23	Alumni	2 p.m.

March

1	at Cal Baptist*	7 p.m.
2	BYU*	7 p.m.
6	at Long Beach State*	7 p.m.
8	at Cal State Northridge*	7 p.m.
15	at Pepperdine*	7 p.m.
16	at USC*	7 p.m.
28	at UC Irvine*	7 p.m.
29	UCLA*	7 p.m.

April

5	Pacific*	7 p.m.
6	Stanford*	7 p.m.
12	Hawai'i*	7 p.m.
13	Hawai'i*	7 p.m.
20	MPSF Quarterfinals	TBA
25	MPSF Semifinals	TBA
27	MPSF Finals	TBA

May

2	NCAA Semifinals ²	TBA
4	NCAA Finals ²	TBA

¹ UCSB Asics Invitational at Santa Barbara

² at Los Angeles (Host: UCLA)

* MPSF match

All times Pacific

NO. 13 TRITONS ROUND OUT HOMESTAND, HEAD TO PROVO

Match 6

#13 UCSD (2-3, 1-1) vs. #14 Cal Baptist (2-1, 0-0)

Thursday, Jan. 17 • 7 p.m.

RIMAC Arena • La Jolla



All-time series CBU leads 16-6
 Last meeting 4/12/12 in La Jolla (UCSD 3-2)
 Last UCSD win 4/12/12 in La Jolla (3-2)
 Last CBU win 1/22/11 in Riverside (3-1)
 UCSD streak Won 1



Match 7

#13 UCSD (2-3, 1-1) vs. #3 BYU (3-1, 2-0)

Saturday, Jan. 19 • 6 p.m. PT

Smith Fieldhouse • Provo, Utah

All-time series .. BYU leads 32-0 (16-0 in Provo)
 Last meeting 2/11/12 in La Jolla (BYU 3-2)
 Last BYU win 2/11/12 in La Jolla (3-2)
 Last UCSD win N/A
 UCSD streak Lost 32

Tritons Wrap Up Homestand, Head to BYU

UC San Diego (2-3, 1-1 MPSF) closes out a three-match Mountain Pacific Sports Federation (MPSF) homestand this Thursday night, Jan. 17. The Tritons play host to 14th-ranked conference newcomer Cal Baptist (2-1, 0-0) in the teams' first-ever meeting as MPSF rivals. The Lancers will be coming off of their first-ever MPSF match the previous night on Wednesday, Jan. 16, at home against top-ranked defending national champion UC Irvine (7 p.m.). Following Thursday night's contest, UCSD will head out-of-state for the first and only time during this 2013 campaign, traveling to Provo, Utah, to take on the third-ranked BYU Cougars at Smith Fieldhouse on Saturday night, Jan. 19, beginning at 6 p.m. PT. BYU remains the only current MPSF member that the Tritons have never beaten.

Match Coverage

All UCSD home matches inside RIMAC Arena again this season feature a live online video stream as well as live stats, both free of charge. Fans can access live video and live stats from the Schedule/Results tab of the men's volleyball page at UCSDtritons.com. A link is also available there for live stats for the road match at No. 3 BYU on Saturday night, Jan. 19.

Tritons Split Opening Weekend of Conference Play at Home

UCSD split a pair of 3-0 results to open both its home and conference slate for the 2013 season last week. The Tritons first overwhelmed then-eighth-ranked USC, the 2012 national runner-up, on Thursday night, Jan. 10. Set scores were 25-22, 25-22 and 25-20. Carl Eberts was the star, putting down a match-high 16 kills and committing just four errors over 29 swings for a .414 attack percentage. He added a match-high nine digs and five total blocks. Teammates Vaun Lennon and Cheyne Hayes provided nine kills apiece, while setter Garrett Dempsey had 29 assists and eight digs. Junior middle blocker Fred Stahl finished with three kills and a team-high six blocks. On Saturday afternoon, Jan. 12, UCSD was out-blocked as a team, 15-2, and fell to a dominant Pepperdine side ranked fourth, 25-13, 25-13 and 25-15. Hayes led all players with 11 kills while Mike Brunsting had 14 assists and eight digs off the bench.

Tritons Move Up Again in AVCA Poll

UCSD advanced in the American Volleyball Coaches Association (AVCA) Division I-II Men's Coaches Top 15 Poll for the second week in a row, moving up from No. 14 to No. 13 in Monday's latest release. The Tritons were among five teams receiving votes just outside of the preseason edition of the rankings, and have since gone 2-3 in going up against No. 5 Lewis, No. 6 UCLA, No. 7 Long Beach State, No. 8 USC and No. 4 Pepperdine, in order.

Eberts Approaching Exclusive 1000-Kill Club

In his final season of college volleyball, senior outside hitter Carl Eberts needs 191 kills to become just the fifth player in program history to reach the 1,000-kill plateau. The product of Huntington Beach and Edison High School produced 89 kills as a redshirt freshman in 2010, before leading the squad in 2011 and 2012 with 326 and 335 kills, respectively. Matching either of those two campaigns would put Eberts firmly in UCSD's 1000-Kill Club, joining current members and former teammates Jason Spangler (1,491; 2007-10) and Frank Fritsch (1,403; 2007-10), as well as Jim Waller (1,301; 2001-04) and former Triton women's volleyball head coach (2005-09) and current LMU women's coach Tom Black (1,268; 1993-96).

Veteran Duo Moving Up All-Time Charts

Carl Eberts and Chase Frishman are each moving up separate all-time lists in the UCSD men's volleyball record book. Eberts has moved into the top-10 in kills, currently in ninth with 809. He is ninth in attacks (1,933) and also looking to enter the all-time lists in the aces (48; six short) and digs (396; 28 short) categories. Frishman, meanwhile, is sixth with 483 digs, and is 124 away from matching Chris Mortimer (2000-03) for second all-time in program history.

Follow the Tritons

There are now more ways than ever to follow the Tritons. You've always got UCSDtritons.com at your fingertips, but our social media scene continues to grow. Get instant updates on Twitter and like us on Facebook. For a more visual approach, watch our YouTube channel. Follow the Tritons all year long on social media for behind-the-scenes looks!

Cal Baptist Notes

The 14th-ranked Lancers open their first-ever MPSF campaign at home against top-ranked defending national champion UC Irvine this Wednesday prior to making the trip from Riverside to La Jolla the following night. Cal Baptist is coming off of a 2012 season in which it went 12-16 overall. The Lancers lead the MPSF in hitting (.373), assists (14.36/set), kills (15.73/set) and aces (1.82/set) in the early going, but are also last in opponent hitting percentage (.318) and blocks (1.45/set). Senior outside hitter Levi Cabral was named the season's first MPSF Molten Player of the Week on Jan. 7 following his performance at the UCSB Asics Invitational. He and fellow Brazilian Guilherme Koepp share the MPSF lead at 4.82 kills per set. Koepp is also first in aces (0.73/set) and points (5.82/set). Wes Schneider is in his first season in charge of the Lancers.

BYU Notes

BYU dropped one spot from No. 2 to No. 3 in the AVCA poll this week after a home split of its only two non-conference matches, against Lewis. The Tritons had rallied to upset the then-fifth-ranked Flyers, 3-2, in the season opener for both squads in Santa Barbara on Jan. 4. BYU took a two-set lead before Lewis staged a comeback of its own to take the first meeting between the sides on Friday, Jan. 11. The host Cougars posted a routine three-set victory the following night. Junior outside hitter Taylor Sander leads BYU at 3.87 kills per set. Senior Ryan Boyce (10.47 assists/set), like Sander a native of Huntington Beach, is the Cougar setter. Senior middle Russ Lavaja is getting his hands on a team-best 1.60 blocks per set. BYU hosts top-ranked defending national champion UC Irvine on Friday night, Jan. 18, (6 p.m. PT) prior to welcoming the Tritons to Smith Fieldhouse. Chris McGown is in his second season guiding his alma mater.

Best-Ever Fourth-Place Asics Finish

UCSD made its first championship semifinal appearance at the UC Santa Barbara Asics Invitational on Friday, Jan. 4, after rallying to take down No. 5 Lewis in five sets earlier that day. With back-to-back 3-2 losses to UCLA and Long Beach State, the Tritons finished a best-ever fourth at the tourney. UCSD went an identical 1-2 but placed seventh in both 2010 and 2011.

Lennon Selected to UCSB Asics Invitational All-Tournament Team

Junior outside hitter Vaun Lennon represented UCSD on the seven-player All-Tournament Team of the 2013 UC Santa Barbara Asics Invitational. He was the lone Triton to achieve double-digit kill totals in all three matches, with 13 in the come-from-behind win over Lewis, 12 against UCLA and 16 more in the third-place match versus Long Beach State. The Los Angeles native also produced seven digs in all three contests and was a UCSDtritos.com Athlete of the Week.

Double-Double for Hayes

Cheyne Hayes, a redshirt sophomore opposite, produced the season's first double-double by a Triton men's volleyball player against then-seventh-ranked Long Beach State on Jan. 5. Hayes produced a team-high 18 kills to go along with a match-high 15 digs in the 3-2 loss to the 49ers in the third-place match of the UC Santa Barbara Asics Invitational. Both totals were career highs for the Creston native. UCSD had two double-doubles during the whole of the 2012 season, by Carl Eberts (1/14 vs. NJIT: 15 kills and 11 digs) and Mike Brunsting (1/14 vs. NJIT: 12 digs and 55 assists).

QUICK FACTS

The University

Location	La Jolla, CA 92093
Founded	1960
Enrollment	29,324
Colors	Blue and Gold
Nickname	Tritons
Affiliation	NCAA Division II
Conference	Mountain Pacific Sports Federation
Chancellor	Dr. Pradeep K. Khosla
Athletics Director	Earl W. Edwards
Athletics Phone	858.534.4211
Facility (Capacity)	RIMAC Arena (5,000)
Press Row Phone	650.353.0153

Coaching Staff

Head Coach	Kevin Ring, 8th Season
Alma Mater	UC San Diego '96
Record at UCSD (Years)	60-144 (8th)
Overall Record (Years)	60-144 (8th)
Email	myball@ucsd.edu
Assistant Coach	Paul Warren, 7th Season
Alma Mater	UC San Diego '92
Assistant Coach	Brett Alderman, 1st Season
Assistant Coach	JJ Van Niel, 2nd Season
Alma Mater	USC '98
Volleyball Phone	858.534.8443
Assistants' Email	myball@ucsd.edu

2012 Season

Overall Record	9-19
MPSF Record (Finish)	6-16 (9th)
Final AVCA Ranking	13th
Highest AVCA Ranking	11th
Postseason	None

2013 Season

Starters Returning/Lost	6 (plus libero)/0
Letterwinners Returning/Lost	13/4
Returning Redshirts	1
Newcomers	8

Team History

First Season	1968
Overall Record Through 2012	246-624
First Season in NCAA Division II	2001
NCAA Division III National Titles	1 (2000)
NAIA National Titles	1 (1970)

Communications

Volleyball Contact	Doga Gur
Email	dgur@ucsd.edu
Phone	650.353.0153
Press Row Phone	650.353.0153

On the Web

UCSD Athletics	UCSDtritos.com
MPSF	mpsports.org
AVCA	avca.org
NCAA	ncaa.com/sports/volleyball-men/d1

Social

Facebook	facebook.com/UCSDtritos
Twitter	twitter.com/UCSDtritos
YouTube	youtube.com/UCSDathletics
SmugMug	ucsdtritos.smugmug.com



UCSDtritos



@UCSDtritos

AVCA NATIONAL POLL

January 14

Rank	School (1st-Place Votes)	Preseason
1	UC Irvine (8)	1
2	Stanford (7)	3
3	BYU (1)	2
4	Pepperdine	4
5	UCLA	5
6	Penn State	7
7	USC	8
8	UC Santa Barbara	9
9	Long Beach State	6
10	Cal State Northridge	11
11	Ohio State	10
12	Lewis	13
13	UC San Diego	14
14	California Baptist	12
15	Pacific	15

UCSD in the AVCA Poll

Preseason	RV
January 7	14
January 14	13
January 21	
January 28	
February 4	
February 11	
February 18	
February 25	
March 4	
March 11	
March 18	
March 25	
April 8	
April 15	
April 22	
April 29	

MPSF STANDINGS

Through January 15

Team	MPSF	Overall
BYU	2-0	3-1
Stanford	1-0	4-0
UC Irvine	1-1	4-1
UCLA	1-1	5-3
UC Santa Barbara	1-1	3-2
Long Beach State	1-1	3-2
Pepperdine	1-1	1-1
USC	1-1	1-1
Cal State Northridge	1-1	1-1
UC San Diego	1-1	2-3
Cal Baptist	0-0	2-1
Pacific	0-1	1-1
Hawai'i	0-2	1-4


MPSF COACHES' POLL

Preseason

Rank	Team (First-Place Votes)	Points
1	UC Irvine (11)	143
2	BYU (2)	134
3	Pepperdine	113
4	Stanford	110
5	UCLA	94
6	Long Beach State	85
7	USC	83
8	Cal State Northridge	61
9	UC Santa Barbara	55
10	Cal Baptist	49
11	Pacific	35
12	Hawai'i	30
13	UC San Diego	22



#1 Shaw




#2 McGinnis




#3 Elie



#5 Frishman



#6 Barber



#7 Eberts



#8 Loria



#10 Brunsting




#11 Metzger



#12 Lennon



#13 Hayes



#14 Dempsey



#15 Schnitzer



#16 Schow



#17 Smith



#18 Brady



#20 Iorfino



#22 Lake



#23 Stahl



#24 Laughrea



#25 Currey



#26 Swartzbaugh



HC Ring



AC Warren



AC Alderman



AC Van Niel

ROSTER

No.	Name	Pos.	Ht.	Yr.	Hometown/High School/Last School
1	Elliott Shaw	OH	6-3	Fr.	Mission Viejo/Capistrano Valley
2	Kevin McGinnis	L	6-0	So.	Glen Ellyn, IL/Glenbard West
3	Ganesh Elie	MB	6-7	Fr.	Sunnyvale/Homestead
5	Chase Frishman	L	6-1	Sr.	Dana Point/Dana Hills
6	Eric Barber	OH	6-5	RFr.	Santa Monica/Santa Monica
7	Carl Eberts (C)	OH	6-5	Sr.	Huntington Beach/Edison
8	Kyle Loria	OH	6-2	Fr.	Rocklin/Rocklin
10	Mike Brunsting	S	6-5	Jr.	Poway/Francis Parker School
11	Scot Metzger	OH	6-4	So.	Crestwood, MO/St. Louis University
12	Vaun Lennon (C)	OH	6-3	Jr.	Los Angeles/Loyola
13	Cheyne Hayes	OPP	6-4	So.	Creston/Paso Robles
14	Garrett Dempsey	S	6-2	So.	Palos Heights, IL/Marist
15	Mathew Schnitzer	MB	6-6	Fr.	Los Alamitos/Los Alamitos
16	Joel Schow	MB	6-6	So.	San Francisco/St. Ignatius College Prep
17	Greg Smith	MB	6-5	Sr.	Fullerton/El Dorado/Golden West College
18	Sebastian Brady (C)	MB	6-7	Jr.	Chico/Chico
20	Nick Iorfino	OH	6-2	So.	Huntington Beach/Huntington Beach
22	Josh Lake	OPP	6-5	Fr.	Poway/Poway
23	Fred Stahl	MB	6-6	Jr.	Sunnyvale/Bellarmine College Prep
24	Matt Laughrea	OH	6-2	Fr.	Rocklin/Rocklin
25	Grant Currey	S	6-2	Fr.	Rocklin/Rocklin
26	Cory Swartzbaugh	OPP	6-7	Fr.	Laguna Niguel/Dana Hills

Head Coach Kevin Ring, 8th Season (UCSD '96)

Assistant Coaches Paul Warren, Brett Alderman, JJ Van Niel

By Position

Liberos (2)
 2 Kevin McGinnis
 5 Chase Frishman

Middle Blockers (6)
 3 Ganesh Elie
 15 Mathew Schnitzer
 16 Joel Schow
 17 Greg Smith
 18 Sebastian Brady
 23 Fred Stahl

Opposites (3)
 13 Cheyne Hayes
 22 Josh Lake
 26 Cory Swartzbaugh

Outside Hitters (8)
 1 Elliott Shaw
 6 Eric Barber
 7 Carl Eberts
 8 Kyle Loria
 11 Scot Metzger
 12 Vaun Lennon
 20 Nick Iorfino
 24 Matt Laughrea

Setters (3)
 10 Mike Brunsting
 14 Garrett Dempsey
 25 Grant Currey

By Year

Freshmen (8)
 1 Elliott Shaw
 3 Ganesh Elie
 8 Kyle Loria
 15 Mathew Schnitzer
 22 Josh Lake
 24 Matt Laughrea
 25 Grant Currey
 26 Cory Swartzbaugh

Redshirt Freshmen (1)
 6 Eric Barber

Sophomores (6)
 2 Kevin McGinnis
 11 Scot Metzger
 13 Cheyne Hayes
 14 Garrett Dempsey
 16 Joel Schow
 20 Nick Iorfino

Juniors (4)
 10 Mike Brunsting
 12 Vaun Lennon
 18 Sebastian Brady
 23 Fred Stahl

Seniors (3)
 5 Chase Frishman
 7 Carl Eberts
 17 Greg Smith

Pronunciations

3 **Ganesh Elie** gah-NAYSH ELL-ee
 7 **Carl Eberts** E-ber-ts (hard E)
 8 **Kyle Loria** LOR-ee-ah
 10 **Mike Brunsting** BRUNN-sting
 13 **Cheyne Hayes** SHANE
 16 **Joel Schow** (rhymes with COW)
 20 **Nick Iorfino** E-or-FEE-no
 23 **Fred Stahl** (rhymes with BALL)
 24 **Matt Laughrea** LOCK-ray
 26 **Cory Swartzbaugh** SWORTS-baw



UCSDtritons



UCSDtritons

UCSDtritons.com

HEAD COACH KEVIN RING



The 2013 season is former Triton player Kevin Ring's eighth as head coach of the UCSD men's volleyball program.

Ring's 2012 squad finished with a 9-19 overall record and placed ninth in the ultra-competitive Mountain Pacific Sports Federation (MPSF) with a 6-16 mark, narrowly missing a berth in the eight-team league tournament. UCSD recorded upsets over No. 3 UCLA, No. 9 Long Beach State, No. 11 Hawai'i, No. 12 UC Santa Barbara and No. 13 Cal State Northridge. The team strung together an unprecedented five-match win streak in league play, three of those victories on the road.

For the second straight year, the Tritons climbed to as high as No. 11 in the AVCA national poll.

Outside hitter Carl Eberts and libero Chase Frishman earned All-MPSF honorable mention. Outside hitter Vaun Lennon was tabbed the AVCA National Player of the Week in early April, becoming the second Triton to garner that distinction in the history of the program. Additionally, six players were named MPSF All-Academic in 2012.

UCSD finished with five MPSF wins in 2011, producing upsets at defending national champion and fourth-ranked Stanford, at No. 5 UCLA, at No. 7 UC Irvine, at No. 11 Pepperdine and at home against No. 11 Hawai'i. The sweep at Stanford marked not only the Tritons' first-ever triumph at Maples Pavilion, but also snapped the 18-match home win streak of the Cardinal.

On March 24, 2011, UCSD hosted third-ranked Ohio State and took a four-set victory over the Buckeyes, who went on to win the national championship.

Senior setter Phil Bannan was an All-MPSF Second Team selection after becoming UCSD's all-time leader in assists and service aces. Ring also graduated middle blocker Calvin Ross, who took over as the school's career leader in blocks. Four Tritons were named MPSF All-Academic in 2011.

In 2010, the Tritons were ranked in the top-15 nationally through the entire year and collected six conference wins for the campaign, including two each over UCLA and Pepperdine. Bannan picked up All-MPSF honorable mention for the second straight year.

Ring led the 2009 squad to its most successful in program history. The Tritons won a Division II-best 13 matches and nearly qualified for the MPSF Tournament, being eliminated during the final weekend of conference play. UCSD defeated several ranked teams, including a win over UCLA for the second consecutive season. The Tritons finished the year ranked No. 11 and Ring was named MPSF Coach of the Year.

While maintaining a high level of success on the court and in the classroom, Ring and his players have kept a clear focus on giving back to the community. For the past several years, the Tritons have held regular volleyball clinics with Big Brothers Big Sisters of San Diego County.

Before being elevated to the head-coaching position on June 15, 2005, Ring spent the previous nine years as an assistant for the UCSD men's squad. He served as the top assistant for Duncan McFarland in 1997 and 1998, for Jon Stevenson in 1999 and for Ron Larsen between 2000-05. Ring helped guide the Tritons to an NCAA Division III national championship in 2000.

In addition to his duties at UCSD, Ring was an adjunct faculty member in the Department of Chemistry and Biochemistry at the University of San Diego. He also served as an assistant coach for the Torero women's volleyball team in 2004-05.

Ring got his start at UCSD serving as the men's volleyball team manager from 1989-91 before playing on the team for three seasons.

Ring was the full-time team manager for the USA men's national team from 1991-93 and continued on as a technical advisor through 1996. He accompanied the national team to the 1992 Olympic Games in Barcelona and the 1996 Games in Atlanta. The 1992 squad left Spain with a bronze medal.

Ring earned two degrees from UCSD, graduating with a bachelor's degree in biochemistry in 1996, followed by a master's degree in chemistry in 1998. A native of Oregon, he played prep volleyball at Sheldon High School in Eugene.

Eberts and Frishman Back for One Final College Campaign

The Tritons return their senior tandem of Carl Eberts and Chase Frishman in 2013 for one final season of their stellar college careers. The duo each earned All-Mountain Pacific Sports Federation honorable mention a year ago. Frishman recently garnered preseason All-America honorable mention from Off the Block. Eberts is a fifth-year senior out of Huntington Beach who red-shirted as a true freshman in 2009. Frishman, a native of Dana Point, is in his fourth year in the program. The only other senior on head coach Kevin Ring's 2013 roster is third-year Triton Greg Smith, a middle blocker out of Fullerton.

UCSD Captains

Team tri-captains for the 2013 season were designated as senior Carl Eberts and juniors Sebastian Brady and Vaun Lennon. Eberts is now a three-time captain in his fifth season in the program. He was co-captains with Brady in 2012. Lennon is in his first year as a Triton captain.

A Proud Tradition of Academic and Athletic Excellence

Head coach Kevin Ring's UCSD squad had six players earn Mountain Pacific Sports Federation (MPSF) All-Academic honors a season ago, with all six Tritons returning for the current 2013 campaign. Those players are seniors Carl Eberts and Chase Frishman, juniors Sebastian Brady, Mike Brunsting and Vaun Lennon, and sophomore Cheyne Hayes. UCSD was tied with Pacific and Stanford for the most MPSF All-Academic players for 2012. Eberts is now a three-time selection while Frishman has earned the award in two successive years.

Poll Position

UCSD was ranked No. 13 in the final American Volleyball Coaches Association (AVCA) national poll of the 2012 season, and that is where the Tritons currently sit. Their highest AVCA ranking a year ago was No. 11. National champion UC Irvine was No. 1 in the final poll, and is No. 1 again now.

Other Poll News

UCSD is one of four teams receiving votes in this season's second installment of the Volleyball Magazine Men's Division I-II Top 10 Poll, released on Jan. 15. In a third rating, by Off the Block, the Tritons are one of four teams listed as on the bubble outside of the top 10.

In the MPSF

In the conference's first statistical report of the new season, Chase Frishman ranks seventh in the MPSF in digs at 2.33 per set. He was third at the end of 2012 (2.28/set). UCSD is fourth in team digs (9.10/set). Last year, Carl Eberts ranked 14th in both kills (3.22/set) and points (3.77/set). Garrett Dempsey and Mike Brunsting were 12th (7.97/set) and 13th (6.39/set), respectively, in assists. UCSD ranked sixth in digs (8.60/set), eighth in aces (0.87/set), and ninth in kills (12.20/set) and assists (11.44/set).

In the National Rankings

The NCAA has not yet produced its first statistical rankings for 2013. In 2012, Chase Frishman was 13th nationally in digs (2.28/set). Carl Eberts ranked 32nd in kills (3.22/set), with Vaun Lennon 42nd (2.84/set). Mike Brunsting was 28th in assists (6.39/set), with Fred Stahl 36th in blocks (0.95/set). As a team, UCSD ranked 17th in assists (11.44/set), 19th in kills (12.20/set), 20th in digs (8.60/set), 26th in hitting percentage (0.215), 27th in aces (0.87/set) and 28th in both blocks (1.99/set) and match win-loss percentage (0.321).

UCLA to Host NCAA Championship

UCLA will play host to the 2013 NCAA Men's Volleyball Championship at the New Pauley Pavilion in Los Angeles. The two semifinals will be held on May 2, with the national title match taking place on May 4. For tickets, call 310.825.2946 or go to UCLABruins.com. This will be the second straight year that the event has been held in Los Angeles, after USC hosted the 2012 installment at the Galen Center. For complete information on the championship, visit <http://www.ncaa.com/championships/volleyball-men/d1>.

MATCH-BY-MATCH LEADERS

	<u>Kills</u>	<u>Assists</u>	<u>Aces</u>	<u>Digs</u>	<u>Blocks</u>	<u>Points</u>
1/4 vs. LEWIS	Eberts 16	Dempsey 49	Brunsting 2*	Frishman 13*	Brady 6*	Eberts 17.5
1/4 vs. UCLA	Eberts 16	Dempsey 45	Lennon 2	McGinnis 10	Brady/Hayes 3	Eberts 18.0
1/5 vs. LBSU	Hayes 18	Dempsey 44*	Brady/Lennon/Smith 1	Hayes 15*	Brady/Hayes 5	Hayes 21.0
1/10 vs. USC	Eberts 16*	Dempsey 29*	Hayes 2*	Eberts 9*	Stahl 6*	Eberts 19.0*
1/12 vs. PEPP	Hayes 11*	Brunsting 14	-	Brunsting 8*	Eberts/Dempsey 1	Hayes 11.0
					Brady/Stahl	
1/17 vs. CBU	-	-	-	-	-	-
1/19 at BYU	-	-	-	-	-	-
1/25 vs. CSUN	-	-	-	-	-	-
1/26 vs. LBSU	-	-	-	-	-	-
1/30 vs. PRIN	-	-	-	-	-	-
2/1 at UCSB	-	-	-	-	-	-
2/2 at UCLA	-	-	-	-	-	-
2/8 at UOP	-	-	-	-	-	-
2/9 at STAN	-	-	-	-	-	-
2/15 vs. UCSB	-	-	-	-	-	-
2/16 vs. UCI	-	-	-	-	-	-
2/22 at HIU	-	-	-	-	-	-
3/1 at CBU	-	-	-	-	-	-
3/2 vs. BYU	-	-	-	-	-	-
3/6 at LBSU	-	-	-	-	-	-
3/8 at CSUN	-	-	-	-	-	-
3/15 at PEPP	-	-	-	-	-	-
3/16 at USC	-	-	-	-	-	-
3/28 at UCI	-	-	-	-	-	-
3/29 vs. UCLA	-	-	-	-	-	-
4/5 vs. UOP	-	-	-	-	-	-
4/6 vs. STAN	-	-	-	-	-	-
4/12 vs. UH	-	-	-	-	-	-
4/13 vs. UH	-	-	-	-	-	-

*match high

CAREER AND SEASON HIGHS

1 • Elliott SHAW • OH

Stat	2013 High	Career High
Kills	-	-
Hit% (min. 10 A)	-	-
Assists	-	-
Aces	-	-
Digs	-	-
Blocks	-	-
Points	-	-

2 • Kevin McGINNIS • L

Stat	2013 High	Career High
Kills	0	0
Assists	3, 1/5 vs. Long Beach State	3, 2 times (last 1/5/13 vs. LBSU)
Aces	0	0
Digs	11, 1/5 vs. Long Beach State	12, 1/11/12 vs. Loyola
Points	0	0.0

3 • Ganesh ELIE • MB

Stat	2013 High	Career High
Kills	-	-
Hit% (min. 10 A)	-	-
Assists	-	-
Aces	-	-
Digs	-	-
Blocks	-	-
Points	-	-

5 • Chase FRISHMAN • L

Stat	2013 High	Career High
Kills	0	0
Assists	3, 1/10 vs. USC	4, multiple times (last 3/16/12 at CSN)
Aces	0	1, 2 times (last 2/3/12 at HIU)
Digs	13, 1/4 vs. Lewis	19, 3/30/12 vs. UCLA
Points	0	1.0, 2 times (last 2/3/12 at HIU)

6 • Eric BARBER • OH

Stat	2013 High	Career High
Kills	-	-
Hit% (min. 10 A)	-	-
Assists	-	-
Aces	-	-
Digs	-	-
Blocks	-	-
Points	-	-

7 • Carl EBERTS • OH

Stat	2013 High	Career High
Kills	16, 3 times (last 1/10 vs. USC)	22, 2 times (last 2/11/12 vs. BYU)
Hit% (min. 10 A)	.500 (16-1-30), 1/4 vs. UCLA	.611 (14-3-18), 3/8/12 at UCLA
Assists	0	3, 4 times (last 1/27/12 vs. Pepp.)
Aces	1, 2 times (last 1/4 vs. UCLA)	3, 3 times (last 2/17/12 vs. Pacific)
Digs	9, 1/10 vs. USC	12, 1/26/11 vs. Princeton
Blocks	5, 1/10 vs. USC	6, 2 times (last 2/3/12 at HIU)
Points	19.0, 1/10 vs. USC	24.5, 3/12/11 at Pepperdine

8 • Kyle LORIA • OH

Stat	2013 High	Career High
Kills	-	-
Hit% (min. 10 A)	-	-
Assists	-	-
Aces	-	-
Digs	-	-
Blocks	-	-
Points	-	-

10 • Mike BRUNSTING • S

Stat	2013 High	Career High
Kills	1, 1/10 vs. USC	14, 3/12/11 at Pepperdine
Hit% (min. 10 A)	-	.429 (8-2-14), 1/28/11 vs. Hawai'i
Assists	14, 1/12 vs. Pepperdine	62, 2/11/12 vs. BYU
Aces	2, 1/4 vs. Lewis	4, 1/27/12 vs. Pepperdine
Digs	8, 1/12 vs. Pepperdine	12, 1/14/12 vs. NJIT
Blocks	1, 1/10 vs. USC	5, 3/12/11 at Pepperdine
Points	2.0, 1/4 vs. Lewis	18.0, 3/12/11 at Pepperdine

11 • Scot METZGER • OH

Stat	2013 High	Career High
Kills	-	5, 1/27/12 vs. Pepperdine
Hit% (min. 10 A)	-	.125 (5-3-16), 1/27/12 vs. Pepperdine
Assists	-	1, 1/27/12 vs. Pepperdine
Aces	-	1, 3 times (last 2/9/12 vs. BYU)
Digs	-	2, 2 times (last 2/9/12 vs. BYU)
Blocks	-	0
Points	-	5.0, 1/27/12 vs. Pepperdine

12 • Vaun LENNON • OH

Stat	2013 High	Career High
Kills	16, 1/5 vs. Long Beach State	25, 2/11/12 vs. BYU
Hit% (min. 10 A)	.238 (9-4-21), 1/10 vs. USC	.632 (13-1-19), 3/31/12 vs. UCSB
Assists	-	2, 4 times (last 3/15/12 at LBSU)
Aces	2, 1/4 vs. UCLA	4, 1/11/12 vs. Loyola
Digs	7, 3 times (last 1/5 vs. LBSU)	9, 4 times (last 4/5/12 at USC)
Blocks	2, 2 times (last 1/10 vs. USC)	4, 3 times (last 3/16/12 at CSUN)
Points	18.5, 1/5 vs. Long Beach State	26.5, 2/11/12 vs. BYU

13 • Cheyne HAYES • OPP

Stat	2013 High	Career High
Kills	18, 1/5 vs. Long Beach State	18, 1/5/13 vs. Long Beach State
Hit% (min. 10 A)	.424 (18-4-33), 1/5 vs. LBSU	.424 (18-4-33), 1/5/13 vs. LBSU
Assists	1, 1/10 vs. USC	1, 2 times (last 1/10/13 vs. USC)
Aces	2, 1/10 vs. USC	3, 2/3/12 at Hope International
Digs	15, 1/5 vs. Long Beach State	15, 1/5/13 vs. Long Beach State
Blocks	5, 1/5 vs. Long Beach State	5, 2 times (last 1/5/13 vs. LBSU)
Points	21.0, 1/5 vs. Long Beach State	21.0, 1/5/13 vs. Long Beach State

14 • Garrett DEMPSEY • S

Stat	2013 High	Career High
Kills	1, 1/4 vs. Lewis	2, 4/12/12 vs. Cal Baptist
Hit% (min. 10 A)	-	-
Assists	49, 1/4 vs. Lewis	50, 3/16/12 at CSUN
Aces	-	1, 5 times (last 3/16/12 at CSUN)
Digs	9, 1/4 vs. Lewis	9, 2 times (last 1/4/13 vs. Lewis)
Blocks	1, 2 times (last 1/12 vs. Pepperdine)	2, 3/15/12 at Long Beach State
Points	1.0, 1/4 vs. Lewis	3.0, 3/15/12 at Long Beach State

15 • Mathew SCHNITZER • MB

Stat	2013 High	Career High
Kills	-	-
Hit% (min. 10 A)	-	-
Assists	-	-
Aces	-	-
Digs	-	-
Blocks	-	-
Points	-	-

16 • Joel SCHOW • MB

Stat	2013 High	Career High
Kills	0	0
Hit% (min. 10 A)	-	-
Assists	0	0
Aces	0	0
Digs	0	1, 1/15/12 at Grand Canyon
Blocks	0	1, 1/5/12 at Hawai'i
Points	0	0.5, 1/5/12 at Hawai'i

17 • Greg SMITH • MB

Stat	2013 High	Career High
Kills	10, 1/4 vs. Lewis	10, 3 times (1/4/13 vs. Lewis)
Hit% (min. 10 A)	.533 (10-2-15), 1/4 vs. Lewis	.615 (8-0-13), 1/21/12 at UC Irvine
Assists	0	1, 1/5/12 at Hawai'i
Aces	1, 1/5 vs. Long Beach State	1, 3 times (last 1/5/13 vs. LBSU)
Digs	2, 2 times (last 1/4 vs. UCLA)	3, 2 times (1/15/12 at Grand Canyon)
Blocks	1, 3 times (last 1/5 vs. LBSU)	7, 1/6/12 at Hawai'i
Points	10.5, 1/4 vs. Lewis	13.0, 2/1/12 vs. Princeton

CAREER AND SEASON HIGHS

18 • Sebastian BRADY • MB

Stat	2013 High	Career High
Kills	12, 1/4 vs. Lewis	15, 2/24/11 at BYU
Hit% (min. 10 A)	.700 (7-0-10), 1/4 vs. UCLA	.700 (7-0-10), 1/4/13 vs. UCLA
Assists	1, 1/10 vs. USC	2, 1/7/11 vs. CSUN
Aces	1, 2 times (last 1/5 vs. LBSU)	1, 13 times (last 1/5/13 vs. LBSU)
Digs	3, 1/5 vs. Long Beach State	5, 1/14/12 vs. NJIT
Blocks	6, 1/4 vs. Lewis	7, 4/9/11 at Long Beach State
Points	17.0, 1/4 vs. Lewis	18.5, 2/24/11 at BYU

20 • Nick IORFINO • OH

Stat	2013 High	Career High
Kills	7, 1/5 vs. Long Beach State	16, 3/12/11 at Pepperdine
Hit% (min. 10 A)	.231 (7-4-13), 1/5 vs. LBSU	.333 (5-1-12), 3/11/11 at USC
Assists	1, 1/5 vs. Long Beach State	2, 4/1/11 at UCLA
Aces	1, 1/4 vs. Lewis	1, 4 times (last 1/4/13 vs. Lewis)
Digs	5, 1/5 vs. Long Beach State	6, 3 times (last 3/31/11 at UCSB)
Blocks	2, 1/5 vs. Long Beach State	3, 2 times (last 4/9/11 at LBSU)
Points	8.0, 1/5 vs. Long Beach State	18.5, 3/12/11 at Pepperdine

22 • Josh LAKE • OPP

Stat	2013 High	Career High
Kills	-	-
Hit% (min. 10 A)	-	-
Assists	-	-
Aces	-	-
Digs	-	-
Blocks	-	-
Points	-	-

23 • Fred STAHL • MB

Stat	2013 High	Career High
Kills	6, 1/5 vs. Long Beach State	13, 2 times (last 3/9/12 at UCSB)
Hit% (min. 10 A)	-	.611 (13-2-18), 3/9/12 at UCSB
Assists	-	2, 2/11/12 vs. BYU
Aces	-	2, 1/28/12 vs. USC
Digs	2, 2 times (last 1/10 vs. USC)	6, 3/16/12 at CSUN
Blocks	6, 1/10 vs. USC	7, 2/3/12 at Hope International
Points	8.0, 1/5 vs. Long Beach State	16.5, 3/9/12 at UC Santa Barbara

24 • Matt LAUGHREA • OH

Stat	2013 High	Career High
Kills	-	-
Hit% (min. 10 A)	-	-
Assists	-	-
Aces	-	-
Digs	-	-
Blocks	-	-
Points	-	-

25 • Grant CURREY • S

Stat	2013 High	Career High
Kills	-	-
Hit% (min. 10 A)	-	-
Assists	-	-
Aces	-	-
Digs	-	-
Blocks	-	-
Points	-	-

26 • Cory SWARTZBAUGH • OPP

Stat	2013 High	Career High
Kills	1, 1/4 vs. Lewis	1, 1/4/13 vs. Lewis
Hit% (min. 10 A)	-	-
Assists	-	-
Aces	-	-
Digs	-	-
Blocks	1, 1/4 vs. Lewis	1, 1/4/13 vs. Lewis
Points	1.5, 1/4 vs. Lewis	1.5, 1/4/13 vs. Lewis



UCSD SIGNING CLASS FOR 2014

Player	Pos.	Ht.	Hometown/Current School	Club
Griffin Galvin	L	5-11	Folsom/Vista del Lago HS	NCVC
Adam Martell	OPP	6-7	Pewaukee, WI/Kettle Moraine HS	NSMVC

MPSF PLAYER OF THE WEEK

1/7	Levi Cabral	Sr.	OH	Cal Baptist
1/14	Dane Worley	Jr.	OH	UCLA
1/21	-			
1/28	-			
2/4	-			
2/11	-			
2/18	-			
2/25	-			
3/4	-			
3/11	-			
3/18	-			
3/25	-			
4/1	-			
4/8	-			

AVCA NATIONAL PLAYER OF THE WEEK

1/8	Jeremy Dejno	Jr.	OH	UC Irvine
1/15	Robert Feathers	So.	MB	USC
1/22	-			
1/29	-			
2/5	-			
2/12	-			
2/19	-			
2/26	-			
3/5	-			
3/12	-			
3/19	-			
3/26	-			
4/2	-			
4/9	-			

2013 UC San Diego Men's Volleyball
UC San Diego Combined Team Statistics (as of Jan 12, 2013)
All matches

RECORD:	OVERALL	HOME	AWAY	NEUTRAL
ALL GAMES	2-3	1-1	0-0	1-2
CONFERENCE	1-1	1-1	0-0	0-0
NON-CONFERENCE	1-2	0-0	0-0	1-2

#	Player	sp	Attack					Set		Serve			re	Dig		Blocking						points
			k	k/s	e	ta	pct	a	a/s	sa	se	sa/s		dig	dig/s	bs	ba	total	blk/s	be	bhe	
7	Carl Eberts	19	59	3.11	24	131	.267	0	0.00	2	11	0.11	6	31	1.63	2	6	8	0.42	0	0	66.0
13	Cheyne Hayes	21	50	2.38	31	127	.150	1	0.05	3	19	0.14	0	28	1.33	7	6	13	0.62	0	0	63.0
12	Vaun Lennon	20	55	2.75	32	137	.168	0	0.00	5	11	0.25	5	27	1.35	1	3	4	0.20	1	1	62.5
18	Sebastian Brady	21	26	1.24	11	50	.300	1	0.05	2	3	0.10	0	7	0.33	7	11	18	0.86	2	0	40.5
23	Fred Stahl	11	13	1.18	6	32	.219	0	0.00	0	8	0.00	0	4	0.36	1	9	10	0.91	0	0	18.5
17	Greg Smith	12	14	1.17	6	26	.308	0	0.00	1	6	0.08	0	4	0.33	1	2	3	0.25	2	0	17.0
20	Nick Iorfino	12	10	0.83	10	30	.000	1	0.08	1	5	0.08	1	5	0.42	0	2	2	0.17	0	0	12.0
10	Mike Brunsting	13	1	0.08	1	3	.000	32	2.46	2	2	0.15	0	8	0.62	0	1	1	0.08	0	0	3.5
14	Garrett Dempsey	20	1	0.05	1	2	.000	176	8.80	0	2	0.00	0	28	1.40	0	2	2	0.10	1	1	2.0
26	Cory Swartzbaugh	3	1	0.33	1	3	.000	0	0.00	0	0	0.00	0	0	0.00	0	1	1	0.33	1	0	1.5
16	Joel Schow	1	0	0.00	0	0	.000	0	0.00	0	0	0.00	0	0	0.00	0	0	0	0.00	0	0	0.0
2	Kevin McGinnis	10	0	0.00	0	3	.000	3	0.30	0	0	0.00	4	21	2.10	0	0	0	0.00	0	0	0.0
5	Chase Frishman	12	0	0.00	0	0	.000	7	0.58	0	0	0.00	2	28	2.33	0	0	0	0.00	0	0	0.0
	TEAM	-	-	-	-	-	-	-	-	-	-	-	2	-	-	-	-	-	-	-	-	-
	UC SAN DIEGO	21	230	10.95	123	544	.197	221	10.52	16	67	0.76	20	191	9.10	19	43	40.5	1.93	8	2	286.5
	Opponents	21	242	11.52	96	557	.262	164	7.81	20	80	0.95	16	121	5.76	26	61	56.5	2.69	15	0	318.5

Team Statistics	UCSD	OPP
ATTACK		
Kills	230	242
Errors	123	96
Total Attacks	544	557
Attack Pct	.197	.262
Kills/Set	11.0	11.5
SET		
Assists	221	164
Attempts	293	274
Assist Pct	.754	.599
Assists/Set	10.5	7.8
SERVE		
Aces	16	20
Errors	67	80
Attempts	319	444
Serve Pct	.790	.820
Aces/Set	0.8	1.0
SERVE RECEPTIONS		
Errors	20	16
Errors/Set	1.0	0.8
Attempts	379	350
Reception Pct	.947	.954
DEFENSE		
Digs	191	121
Digs/Set	9.1	5.8
BLOCKING		
Block Solo	19	26
Block Assist	43	61
Total Blocks	40.5	56.5
Blocks/Set	1.9	2.7
Block Errors	8	15
Ball handling errors	2	0
ATTENDANCE		
Total	554	0
Dates/Avg Per Date	2/277	0/0
Neutral site #/Avg	3/203	
Current win streak	0	-
Home win streak	0	-

Date	Opponent	Score	Score by set	Att.
+Jan 04	vs #5 Lewis	w 3-2	19-25,17-25,32-30,25-23,15-12	50
+Jan 04	vs #6 UCLA	L 2-3	24-26,19-25,25-22,25-17,8-15	150
+Jan 05	vs #7 Long Beach State	L 2-3	25-21,21-25,18-25,25-16,12-15	410
*Jan 10	#8 USC	w 3-0	25-22,25-22,25-20	319
*Jan 12	#4 PEPPERDINE	L 0-3	13-25,13-25,15-25	235

+ UC Santa Barbara Asics Invitational (4th Place)
* Mountain Pacific Sports Federation match

Record in 3-set matches: 1-1
Record in 4-set matches: 0-0
Record in 5-set matches: 1-2

Volleyball Box Score

2013 UC San Diego Men's Volleyball

#8 USC vs #14 UC San Diego (Jan 10, 2013 at La Jolla, CA)

		ATTACK					SET			SERVE				RECEIVE				BLOCK					
##	USC	S	K	E	TA	Pct	Ast	TA	Pct	SA	SE	TA	Pct	O	RE	Pct	Dig	BS	BA	BE	BHE	Points	
1	Tanner Jansen	3	5	5	16	.000	0	0	.000	0	3	6	.500	0	0	.000	5	0	2	0	0	6.0	
5	Micah Christenson	3	0	0	1	.000	24	72	.333	1	2	11	.818	0	0	.000	3	0	3	0	0	2.5	
9	Alex Slaught	3	9	6	22	.136	0	1	.000	0	3	11	.727	16	0	1000	7	0	3	0	0	10.5	
10	Cristian Rivera	3	2	3	15	-.067	0	1	.000	0	2	11	.818	19	1	.950	2	0	1	0	0	2.5	
16	Robert Feathers	3	7	1	13	.462	0	1	.000	0	0	12	1000	0	0	.000	5	0	3	0	0	8.5	
18	Josh Kirchner	1	0	0	1	.000	0	0	.000	0	1	1	.000	0	0	.000	0	0	1	0	0	0.5	
3	J.B. Green	2	0	1	1	-1.00	0	1	.000	0	0	0	.000	10	1	.909	2	0	0	0	0	0.0	
4	Brooks Varni	3	0	0	1	.000	1	1	1000	0	0	0	.000	13	1	.929	2	0	0	0	0	0.0	
13	Ben Lam	3	4	1	9	.333	0	0	.000	0	0	8	1000	1	0	1000	0	1	5	0	0	7.5	
19	Joey Booth	2	0	1	1	-1.00	0	2	.000	2	1	3	.667	0	0	.000	0	0	0	0	0	2.0	
21	Chris Trefzger	1	0	0	0	.000	0	0	.000	0	0	2	1000	0	0	.000	1	0	0	0	0	0.0	
Totals		3	27	18	80	.112	25	79	.316	3	12	65	.815	59	3	.952	27	1	18	0	0	40.0	

Team Attack By Set

Set	K	E	TA	Pct	Sidout	Pct
1	11	4	23	.304	14-25	56%
2	7	5	23	.087	14-24	58%
3	9	9	34	.000	12-25	47%
						40-74 54%

TOTAL TEAM BLOCKS: 10.0

SET SCORES

1	2	3	Team Records:
USC (0)	22	22	20 0-1, 0-1 MPSF
UC San Diego (3)	25	25	25 2-2, 1-0 MPSF

		ATTACK					SET			SERVE				RECEIVE				BLOCK					
##	UC San Diego	S	K	E	TA	Pct	Ast	TA	Pct	SA	SE	TA	Pct	O	RE	Pct	Dig	BS	BA	BE	BHE	Points	
7	Carl Eberts	3	16	4	29	.414	0	0	.000	0	1	9	.889	18	2	.900	9	1	4	0	0	19.0	
12	Vaun Lennon	3	9	4	21	.238	0	1	.000	1	2	17	.882	16	0	1000	4	0	2	1	1	11.0	
13	Cheyne Hayes	3	9	7	21	.095	1	1	1000	2	4	15	.733	0	0	.000	2	0	2	0	0	12.0	
14	Garrett Dempsey	3	0	0	0	.000	29	68	.426	0	1	8	.875	0	0	.000	8	0	1	1	0	0.5	
18	Sebastian Brady	3	3	3	8	.000	1	2	.500	0	0	12	1000	0	0	.000	1	0	3	0	0	4.5	
23	Fred Stahl	3	3	3	12	.000	0	1	.000	0	4	13	.692	0	0	.000	2	0	6	0	0	6.0	
5	Chase Frishman	3	0	0	0	.000	3	4	.750	0	0	0	.000	16	0	1000	7	0	0	0	0	0.0	
10	Mike Brunsting	1	1	0	1	1.000	4	12	.333	0	0	0	.000	0	0	.000	0	0	1	0	0	1.5	
Team														1									
Totals		3	41	21	92	.217	38	89	.427	3	12	74	.838	50	3	.943	33	1	19	2	1	54.5	

Team Attack By Set

Set	K	E	TA	Pct	Sidout	Pct
1	12	8	23	.174	14-22	63%
2	16	9	33	.212	15-23	65%
3	13	4	36	.250	12-20	60%
						41-65 63%

TOTAL TEAM BLOCKS: 10.5

Site: La Jolla, CA (RIMAC Arena)

Date: Jan 10, 2013 Attend: 319 Time: 1:22

Referees: Kevin Cull, Patsy Malta

	<u>1</u>	<u>2</u>	<u>3</u>	<u>Total</u>
Tie scores	9	11	11	31
Lead change	3	5	6	14

Volleyball Box Score
2013 UC San Diego Men's Volleyball
#4 Pepperdine vs #14 UC San Diego (Jan 12, 2013 at La Jolla, CA)

		ATTACK				SET			SERVE				RECEIVE				BLOCK					
##	Pepperdine	S	K	E	TA	Pct	Ast	TA	Pct	SA	SE	TA	Pct	O	RE	Pct	Dig	BS	BA	BE	BHE	Points
1	Matt West	3	1	0	1	1.000	27	50	.540	3	2	17	.882	0	0	.000	3	0	2	0	0	5.0
3	Nikola Antonijevic	3	2	0	3	.667	1	2	.500	0	0	18	1000	0	0	.000	4	0	2	0	0	3.0
6	Kyle Gerrans	3	5	0	14	.357	0	0	.000	0	1	6	.833	8	0	1000	4	0	3	0	0	6.5
12	Maurice Torres	3	10	2	16	.500	0	0	.000	2	1	14	.929	0	0	.000	6	3	3	0	0	16.5
13	Parker Kalmbach	3	7	1	10	.600	3	3	1000	0	2	6	.667	0	0	.000	0	3	7	0	0	13.5
14	Josh Taylor	3	10	2	17	.471	1	2	.500	0	1	6	.833	8	0	1000	2	0	1	0	0	10.5
4	J.J. Mosolf	1	0	0	0	.000	0	0	.000	0	0	0	.000	0	0	.000	0	0	0	0	0	0.0
10	Scott Rhein	2	0	0	0	.000	0	0	.000	0	1	1	.000	2	0	1000	0	0	0	0	0	0.0
17	Leonardo Granato	1	0	0	0	.000	0	0	.000	0	0	4	1000	0	0	.000	1	0	0	0	0	0.0
18	Beau Vandeweghe	1	0	0	0	.000	0	0	.000	0	0	1	1000	1	0	1000	0	0	0	0	0	0.0
20	Ryan Plueger	3	0	0	0	.000	0	0	.000	0	0	0	.000	16	0	1000	1	0	0	0	0	0.0
Totals		3	35	5	61	.492	32	57	.561	5	8	73	.890	35	0	1000	21	6	18	0	0	55.0

Team Attack By Set

Set	K	E	TA	Pct	Sideout	Pct
1	13	2	21	.524	10-14	71%
2	11	1	17	.588	11-13	84%
3	11	2	23	.391	12-16	75%
33-43						76%

TOTAL TEAM BLOCKS: 15.0

SET SCORES

Pepperdine (3)	1	2	3	Team Records:
UC San Diego (0)	25	25	25	1-1, 1-1 MPSF
	13	13	15	2-3, 1-1 MPSF

		ATTACK					SET			SERVE				RECEIVE				BLOCK					
##	UC San Diego	S	K	E	TA	Pct	Ast	TA	Pct	SA	SE	TA	Pct	O	RE	Pct	Dig	BS	BA	BE	BHE	Points	
7	Carl Eberts	3	4	8	15	-.267	0	2	.000	0	0	5	1000	8	2	.800	4	0	1	0	0	4.5	
12	Vaun Lennon	3	5	4	18	.056	0	0	.000	0	1	7	.857	13	2	.867	2	0	0	0	0	5.0	
13	Cheyne Hayes	3	11	8	27	.111	0	1	.000	0	2	8	.750	0	0	.000	0	0	0	0	0	11.0	
14	Garrett Dempsey	2	0	0	0	.000	9	27	.333	0	0	3	1000	0	0	.000	0	0	1	0	0	0.5	
18	Sebastian Brady	3	3	3	8	.000	0	0	.000	0	1	7	.857	0	0	.000	1	0	1	0	0	3.5	
23	Fred Stahl	2	2	2	5	.000	0	0	.000	0	2	3	.333	0	0	.000	0	0	1	0	0	2.5	
2	Kevin McGinnis	1	0	0	0	.000	0	0	.000	0	0	1	1000	0	0	.000	0	0	0	0	0	0.0	
5	Chase Frishman	3	0	0	0	.000	2	10	.200	0	0	0	.000	26	0	1000	5	0	0	0	0	0.0	
10	Mike Brunsting	3	0	0	1	.000	14	38	.368	0	1	4	.750	0	0	.000	8	0	0	0	0	0.0	
16	Joel Schow	1	0	0	0	.000	0	0	.000	0	0	0	.000	0	0	.000	0	0	0	0	0	0.0	
17	Greg Smith	1	1	0	1	1.000	0	0	.000	0	0	3	1000	0	0	.000	0	0	0	0	0	1.0	
20	Nick Iorfino	3	1	2	4	-.250	0	1	.000	0	1	2	.500	13	1	.929	0	0	0	0	0	1.0	
Totals		3	27	27	79	.000	25	79	.316	0	8	43	.814	60	5	.923	20	0	4	0	0	29.0	

Team Attack By Set

Set	K	E	TA	Pct	Sideout	Pct
1	9	9	24	.000	9-24	37%
2	10	9	25	.040	11-25	43%
3	8	9	30	-.033	11-24	45%
31-73						42%

TOTAL TEAM BLOCKS: 2.0

Site: La Jolla, CA (RIMAC Arena)

Date: Jan 12, 2013 Attend: 235 Time: 1:10

Referees: Tom Saunders, Stephanie Cruz

	<u>1</u>	<u>2</u>	<u>3</u>	<u>Total</u>
Tie scores	4	2	1	7
Lead change	1	1	0	2