



2025 GAME NOTES

2025 SCHEDULE

FEBRUARY

Date	Team	Location	Time
14	Stetson	Caguas, PR.	L, 6-10
15	Missouri	Caguas, PR.	L, 7-11
16	Penn State	Caguas, PR.	L, 6-7
21	FAU	Boca Raton, Fla.	L, 4-5
22	FAU	Boca Raton, Fla.	L, 17-25
23	FAU	Boca Raton, Fla.	W, 5-3 (10)
28	USC	Irvine, Calif.	L, 5-8

March

1	UCLA	Los Angeles, Calif.	L, 6-8
2	No.14 Vanderbilt	Los Angeles, Calif.	W, 6-2
7	Miami	Miami, Fla.	W, 7-2
8	Miami	Miami, Fla.	W, 12-8
9	Miami	Miami, Fla.	L, 11-15
11	LIU	Elliot Ballpark, Storrs, CT	W, 11-1 (7)
14	Campbell	Buies Creek, N.C.	W, 6-5
15	Campbell	Buies Creek, N.C.	L, 6-7 (10)
16	Campbell	Buies Creek, N.C.	L, 5-8
18	Duke	Durham, N.C.	L, 2-12
19	No. 17 North Carolina	Chapel Hill, N.C.	W, 5-1
21	UNC Greensboro	Greensboro, N.C.	W, 3-1
22	UNC Greensboro	Greensboro, N.C.	W, 5-2
23	UNC Greensboro	Greensboro, N.C.	W, 6-4
25	Boston College	Elliot Ballpark, Storrs, CT	L, 6-18 (8)
26	Northeastern	Boston, Mass.	L, 0-3
28	Xavier*	Cincinnati, OH	L, 6-8
29	Xavier*	Cincinnati, OH	W, 9-4
30	Xavier*	Cincinnati, OH	L, 7-10

April

1	Quinnipiac	Elliot Ballpark, Storrs, CT	W, 9-3
4	Creighton*	Omaha, Neb.	W, 8-7
5	Creighton*	Omaha, Neb.	L, 2-14
6	Creighton*	Omaha, Neb.	L, 7-11
8	Bryant	Elliot Ballpark, Storrs, CT	Canceled
9	Hofstra	Elliot Ballpark, Storrs, CT	W, 12-4
11	Georgetown*	Elliot Ballpark, Storrs, CT	W, 4-2
11	Georgetown*	Elliot Ballpark, Storrs, CT	W, 10-3
13	Georgetown*	Elliot Ballpark, Storrs, CT	W, 8-3
15	Boston College	Chestnut Hill, Mass.	W, 21-9 (7)
17	Seton Hall*	Elliot Ballpark, Storrs, CT	W, 5-3
18	Seton Hall*	Elliot Ballpark, Storrs, CT	W, 5-4 (10)
19	Seton Hall*	Elliot Ballpark, Storrs, CT	W, 8-6
22	Massachusetts	Dunkin' Park, Hartford CT	W, 12-2 (7)
23	Army	Elliot Ballpark, Storrs, CT	W, 12-5
25	St. John's*	Queens, N.Y.	W, 13-8
25	St. John's*	Queens, N.Y.	W, 17-6
27	St. John's*	Queens, N.Y.	W, 14-3(8)
29	Rutgers	Elliot Ballpark, Storrs, CT	L, 11-13
30	Rhode Island	Elliot Ballpark, Storrs, CT	W, 16-6 (7)

May

2	Villanova*	Plymouth Meeting, Va.	3 pm
3	Villanova*	Plymouth Meeting, Va.	1 pm
4	Villanova*	Plymouth Meeting, Va.	12 pm
9	Butler*	Elliot Ballpark, Storrs, CT	6:05 pm
10	Butler*	Elliot Ballpark, Storrs, CT	2:05 pm
11	Butler*	Elliot Ballpark, Storrs, CT	1:05 pm
13	Northeastern	Brooklines, Mass.	6:05 pm
15	Maine	Elliot Ballpark, Storrs, CT	6:05 pm
16	Maine	Elliot Ballpark, Storrs, CT	6:05 pm
17	Maine	Elliot Ballpark, Storrs, CT	1:05 pm
21-14	BIG EAST CHAMP	Mason, OH	TBA

* BIG EAST Conference Game

& BIG EAST Championship

Home Games Played at Elliot Ballpark, Unless Otherwise Noted (all times eastern)

May 2-4 | at Villanova Plymouth Meeting, Pa. | FloSports/MIXLR



UConn Huskies

2025 Record	27-18
2025 Home	11-2
2025 Away/Neutral	14-13/2-3
2025 BIG EAST	11-4
2025 Batting Avg.....	.303
2025 Team ERA.....	5.96
Head Coach	Jim Penders (UConn '94)
Record	762-495-5, 22 seasons



Villanova Wildcats

2025 Record	20-21
2025 Home	10-8
2025 Away/Neutral	9-11/1-2
2025 BIG EAST	4-8
2025 Batting Avg.....	.272
2025 Team ERA.....	6.37
Head Coach	Kevin Mulvey
Years at Seton Hall.....	9th Season

Weekend Pitching Probables

Friday



8 GS, 4-1
3.51 ERA
26 BB:52 K

LHP Oliver Pudvar

Saturday



10 GS, 3-3
7.27 ERA
24 BB:44 K

RHP Thomas Ellisen

Sunday



4 GS, 3-0
3.07 ERA
21 BB:35 K

LHP Charles West



10 GS, 4-2
4.40 ERA
14 BB:42 K

RHP Luke McCollough



9 GS, 5-2
4.29 ERA
12 BB:29 K

RHP Jake Francis



9 GS, 1-4
5.24 ERA
22 BB:46 K

RHP Bobby Olsen

Husky Tracks

UConn put itself on the national scene this past decade by making 10 NCAA Tournaments, earning six at-large bids, winning the 2011 Clemson Regional, 2022 College Park Regional and 2023 Norman Regional, producing five MLB First Round picks and seven former Huskies making their MLB Debut

-The Huskies are one of 5 teams to reach 10 NCAA Regionals since 2010, make six-straight NCAA Tournaments and reach two Super Regionals in the last three years (Florida, UNC, Oregon State, Southern Miss).

The Huskies have set a program record and New England DI Baseball record with six-straight NCAA Tournament appearances



2025 Roster

No.	Name	Elig.	Pos.	B/T	Ht.	Wt.	Hometown	High School/Last Team
1	Bryan Padilla	5YR Sr.	INF	R/R	5'10	205	Brooklyn, N.Y.	Poly Prep
2	Tyler Minick	So.	INF	R/R	6'0	206	Reading, Pa.	Governor Mifflin
3	Rob Rispoli	R-Fr.	INF	R/R	5'10	175	Staten Island, N.Y.	Monsignor Farrell
4	Sam Biller	Gr.	OF	L/L	5'10	180	Los Angeles, Calif.	Cal Poly SLO/Loyola Marymount
5	Matt Garbowski	Sr.	C	L/R	6'0	216	New Fairfield, Conn.	New Fairfield
7	Ryan Daniels	Jr.	INF	L/R	6'0	200	Meriden, Conn.	St. Paul Catholic
8	Jack LaRose	Fr.	INF	L/R	5'11	195	Cumberland, R.I.	Bishop Hendricken
9	Caleb Shpur	Gr.	OF	R/R	5'10	189	East Canaan, Conn.	Housatonic/Endicott
10	Jude Abbadessa	R-So.	RHP	R/R	5'11	202	Endicott, N.Y.	Union Endicott
11	Connor Lane	Fr.	C	R/R	6'2	212	Old Saybrook, Conn.	Old Saybrook
12	Sean Finn	So.	RHP	R/R	5'9	188	Warrington, Pa.	Springside Chestnut Hil
13	Charlie West	So.	LHP	L/L	5'11	182	South Setauket, N.Y.	Ward Melville
15	Hector Alejandro	R-Sr.	RHP	R/R	6'1	215	Waterbury, Conn.	Naugatuck
18	Jack Sullivan	Sr.	RHP	R/R	6'0	208	Carmel, N.Y.	Carmel
20	Evan Hamberger	Jr.	LHP	L/L	6'2	185	Belgrade, MT	Spokane CC
21	Gabe Van Emon	Gr.	LHP	L/L	6'2	211	Lexington, Mass.	Lexington/Endicott
22	Ian Cooke	Sr.	RHP	R/R	6'1	249	New Milford, Conn.	Canterbury School
23	Carter Groen	So.	OF	R/R	6'3	205	Missouri City, Tx.	Ridge Point/Iona
24	Beau Root	Gr.	OF	L/L	6'2	200	Washington Depot, Conn.	Taft School/Middlebury
25	Thomas Ellisen	R-Jr.	RHP	R/R	6'4	215	Kimberly, Wisc.	Kimberly
26	Grant MacArthur	Jr.	1B	R/R	6'4	240	El Cajon, Calif.	Granite Hills/San Joaquin Delta
30	Frank Spirito IV	R-Fr.	RHP	R/R	6'0	210	Bristol, Conn.	Bristol Central
31	Devin Wolff	R-Fr.	RHP	R/R	6'5	228	Ellington, Conn.	Kingswood Oxford
32	Cole Taylor	Fr.	RHP	R/R	5'9	218	Berkley, Mass.	Tabor Academy
34	Brady Afthim	Sr.	RHP	R/R	6'0	211	Windham, Maine	Windham
36	Paxton Meyers*	Gr.	RHP	R/R	6'0	200	West Nyack, N.Y.	Clarkstown South / Brown
37	Sam Hutchinson	So.	LHP	L/L	6'2	200	Ivoryton, Conn.	Valley Regional/CCSU
38	JT Caruso	So.	LHP	L/L	6'2	185	Mount Sinai, N.Y.	Mount Sinai/Miami
39	Kyle Peters	R-Fr.	RHP	R/R	6'0	215	Hazleton, Pa.	Hazleton Area
40	Drew Smith	Fr.	RHP	R/R	6'3	219	Auburn, ME	Edward Little
41	Greg Shaw III	Jr.	RHP	R/R	6'3	210	Cornwall on Hudson, N.Y.	Cornwall Central/Manhattan
42	Gabriel Tirado	Fr.	C	L/R	5'8	205	Newington, Conn.	Loomis Chaffee
43	Maddix Dalena	Jr.	1B	L/R	6'3	239	Cogan Station, Pa.	Montoursville Area
44	Ben Schild	So..	RHP	R/R	6'2	231	Lincroft, N.J.	Middletown South
45	Cayden Suchy	Fr.	LHP	L/L	6'0	188	Sterling, Va.	Dominion
46	Oliver Pudvar	R-So.	LHP	L/L	5'11	180	Shelburne, VT	Champion Valley Union/Manhattan
47	Anthony Belisario	Fr.	INF	R/R	5'10	175	Staten Island, N.Y.	TNXL Academy
49	Cameron Mayer	Gr.	RHP	R/R	6'4	231	Syosset, N.Y.	Syosset/Tufts
50	Owen Norrell	Fr.	LHP	L/L	6'3	200	Austin, Tx.	Westwood
51	Giovanni Conte	R-Fr.	RHP	R/R	6'0	166	Albany, N.Y.	Colonie
52	Aidan Dougherty	Jr.	UT	R/R	6'1	185	Snoqualmie, WA.	Mount Si/Linn Benton CC
54	Thomas Galusha	R-Fr.	RHP	R/R	6'3	242	Middlebury, Conn.	Salisbury School

* Out for the season with injury

Head Coach: Jim Penders (UConn '94), 22nd season

Associate Head Coach: Jeff Hourigan (UConn '05), 14th season

Recruiting Coordinator/Pitching Coach: Joshua MacDonald (UConn '06), 14th season

Volunteer Assistant Coach: Chris Podeszwa (UConn '93), 22nd season

Athletic Trainer: Catie Dann (UConn '05), Third Season

Director of Baseball Operations: Chris Jones (UConn '14), Sixth Season

Pronunciations

Abbadessa – Ab-UH-Dessa
Afthim – Af-Thumb
Carrea- CUH-Ray-Ya
Dalena – DUH-lay-nuh
Galusha – Guh-LOU-Sha
Padilla – Puh-DEE-ya
Podeszwa – Puh-DEZ-wuh
Rispoli – Ris-POLE-ee
Schild – SH-ild

Shpur – Sh-PURR
Van Emon – Van EH-mon

Quick Facts

UConn Baseball

Head Coach	Jim Penders (UConn '94, G'98)
Overall Career Record.....	762-495-5, 22 seasons
Record at UConn	762-495-5, 22nd season
Assistant Coach/Recruiting Coordinator	Jeff Hourigan (UConn '05), 14th Season
Assistant Coach/Pitching Coach	Joshua MacDonald (UConn '06, LIU G'09), 14th Season
Volunteer Assistant Coach.....	Chris Podeszwa (UConn '93, SCSU G'03), 22nd Season
Director of Baseball Operations	Chris Jones (UConn '14) 6th Season
Athletic Trainer	Catie Dann
Office Phone	(860) 486-4089
Home Field	Elliot Ballpark
Field Dimensions	330-380-400-372-330
2024 Final Record	35-26
2024 BIG EAST Conference record.....	17-4

The University of Connecticut

Location	Storrs, Conn.
Founded	1881
Enrollment.....	31,119
Colors	National Flag Blue (Navy) & White
Nickname	Huskies, UConn
Conference	BIG EAST Conference
President	Radenka Maric
Director of Athletics	David Benedict
Athletic Phone	(860) 486-2725
Athletic Fax.....	(860) 486-2727






















Athletic Communications

Athletic Communications Assistants	Chris Jones
Baseball Contact.....	Chris Jones (UConn '14)
Cell Phone	860-938-6191
Email.....	christopher.jones@uconn.edu
Athletics Website.....	UConnHuskies.com

ALL MEDIA REQUESTS FOR COACH PENDERS OR STUDENT-ATHLETES MUST GO THROUGH THE OFFICE OF ATHLETIC COMMUNICATIONS. INTERVIEWS WITH STUDENT-ATHLETES ON GAME DAY PRIOR TO GAME ACTION WILL ONLY BE GRANTED AT THE DISCRETION OF THE UCONN COACHING STAFF. PENDERS AND SELECT STUDENT-ATHLETES WILL BE AVAILABLE TO MEDIA FOLLOWING ALL HOME CONTESTS AFTER THE TEAM BREAKS THE POSTGAME HUDDLE. PLEASE ALLOW 24 HOURS NOTICE FOR SPECIAL MEDIA REQUESTS.

Statistical Leaders

2025 Stat Leaders

Batting Average Tyler Minick .372		Hits Tyler Minick 58		Runs Ryan Daniels 48	
Home Runs Tyler Minick 16		RBIs Tyler Minick 54		Stolen Bases Caleb Shpur 33	
On Base % Ryan Daniels .475		Slugging % Tyler Minick .744		OPS Tyler Minick 1.192	
Walks Rob Rispoli 30		Doubles Ryan Daniels 12		Triples Caleb Shpur 3	
ERA (Min 4 IP) Brady Afthim 1.35		Innings Oliver Pudvar 51.1		Strikeouts Ian Cooke 61	
AVG/Against Charlie West .162		Wins Sean Finn 5		Saves Brady Afthim 8	
Pickoffs Oliver Pudvar 3		K:BB Brady Afthim 41:12		Appearances Greg Shaw III 21	

News and Notes

Winning Culture.. UConn is one of 11 teams to reach six-straight NCAA Tournaments and make 10 total NCAA Regionals since 2010. A list that features Arkansas, Dallas Baptist, ECU, LSU, UNC, Oregon State, Oklahoma State, Florida, Southern Miss and Vanderbilt.

Huskies and Wildcats... UConn is 46-26 all-time against Villanova including winning nine of the last 10. The Huskies swept the series in Storrs last season. The last trip to Plymouth Meeting, Pa. in 2023 was shortened due to rain with the Huskies sweeping a doubleheader on the Saturday of that series. The trip to Pennsylvania is a homecoming for PA Huskies Tyler Minick, Sean Finn and Kyle Peters (Maddix Dalena injured and not on travel roster).

Huskies Win Streak Ends at 13... The Huskies had their season long win streak of 13 games ended on April 29 against Rutgers. The Huskies win streak help propel UConn to a 16-3 mark in the month of April and put them back in the NCAA Tournament at-large picture and in the race for the BIG EAST regular season title.

Striking Out the Competition... The UConn pitching staff ranks 37th in the country with 9.6 strikeouts per nine this season. 11 UConn pitchers have more strikeouts than innings pitched this season. Ian Cooke leads the Huskies with 61 strikeouts, Pudvar has 52 and Afthim has 41.

Green Light.. The Huskies rank 11th in the country with 112 stolen bases this season. Caleb Shpur leads the way with 32 bags, ranking eighth nationally. Sam Biller has 18 SB, Rispoli with 15, Minick with 13, Daniels with 10 and Dougherty with 9. The 112 stolen bases with 10 games to play already ranks 5th most in program history. The Huskies are averaging 2.50 stolen bases per game.

The King of Queens... The Huskies swept St. John's in a three-game series for the first time in program history on the final weekend of April UConn outscored the Johnnies 44-17 in the series. The sweep extended the Huskies win streak at the time to a nation-best 13 games.

RBI-LLER.. Left fielder Sam Biller has been an RBI machine in the team's last seven games with 16 runs batted in over that stretch. The Los Angeles native has collected six multi-hit games in the last seven games with 13 total hits, with three doubles, three home runs and 12 runs scored. His .269 AVG is the highest it has been since the fourth game of the season (Feb. 22).

Life in the Connor Lane... Freshman catcher Connor Lane has gotten into the swing of things in his last 10 starts dating back to April 9th. The Old Saybrook, CT native has collected 19 hits including seven doubles and four home runs. He has driven in 19 over that span including a career-high five RBI at Boston College.

Doublin' Dougherty.. Before getting injured in the first inning against Rutgers on Tuesday, Aidan Dougherty had seven doubles in the last four games including four in game two of the series against St. John's. The Snoqualmie, Wash. native also hit his first home run as a Husky in the series finale against St. John's. The right fielder was in a torrid stretch with 12 hits, seven runs scored and 11 runs batted in his last five games.

Rispoli The Table Setter... Rob Rispoli has been a spark at

the top of the UConn order this season. The shortstop has been named to the Brooks Wallace Watch List, an award given to the best SS in college baseball. The redshirt freshman is hitting .329 with a .473 on-base percentage. The UConn SS lead the team with 30 walks and 14 hit by pitches. He has also stolen 15 bases this year. The Staten Island, N.Y. native just had his season-long 12 game hit streak come to an end against URI.

Breakout Daniels... Ryan Daniles has had a breakout junior senior after dealing with injuries his first two seasons in Storrs. He is currently in a hot stretch with six home runs in the last eight games. He registered his first career multi-homer game against Army with a two-run HR and grand slam to total a career-high six RBI. The Meriden, CT native is hitting .352 with 48 runs scored (leads team), 12 doubles (leads team), two triples, 10 home runs and 46 runs batted in. The infield/outfielder has a .475 OBP with 29 walks.

In the series finale at FAU, Daniels hit the go-ahead two-run home run in the 10th inning to lift UConn to its first win of the year. The home run was part of the first career four-hit game for the infielder/outfielder. Daniels followed up that performance with a game-tying home run against No. 14 Vanderbilt to eventually earn the Huskies a ranked win.

West's World... In his first career start against Hofstra, LHP Charlie West earned his first career victory. The Long Island native pitched a career-high 5.0 innings and posted a career-best eight strikeouts in the victory against Hofstra.

West followed in up with a Sunday start against Georgetown and the South Setauket, N.Y. native bested his Wednesday performance with a career-high 6.0 innings and 10 strikeouts. West is just the second Husky to record a double-digit strikeout performance this season (Pudvar)

What Sophomore Slump?... Sophomore Tyler Minick has already taken a big jump from his freshman to sophomore year. The Reading, Pa. native is hitting .372 batting average, 16 home runs and 54 runs batted in. The corner INF has a career-high with 21 walks and is slugging at a .744 clip. Minick recorded a multi-homer game in the series opener against Seton Hall. The sophomore already has four career grand slams with two of them this season (FAU & Creighton). Minick leads the BIG EAST with his 16 homers and is 2nd with 54 runs batted in.

Home Runs

Mike Olt, 2010	23
Brian Packin, 1999.....	19
George Springer, 2010	18
Jason Grabowski, 1996.....	18
Joe DeRoche-Duffin, 2016	17
Ben Huber, 2023	17
Tyler Minick, 2025	16

200 Hit Club... Long time Husky Bryan Padilla registered his 200th career hit with a double in the 8th inning against Creighton in the series opener. Padilla becomes the 24th Husky in program history to reach the 200-hit mark. The Brooklyn, N.Y. native has played in 216 games with the Huskies and racked up 216 career hits including 25 home runs. The infielder has scored 146 runs, driven in 154 runs and walked 113 times.

GAMES PLAYED

Chris Winkel, 2017-21.....	243
Billy Ferriter, 2010-2013.....	242

UCONN BASEBALL | FIVE-TIME CWS PARTICIPANT | 25 NCAA TOURNAMENT APPEARANCES | 28 CONFERENCE TITLES

News and Notes

Mike Nemeth, 2008-11.....	241
Bobby Melley, 2013-16.....	241
Bryan Daniello, 2013-16.....	224
John Topaa, 2016-19	222
Pat Mahoney, 2005-08	217
Bryan Padilla, 2022-25	216

HITS

Mike Nemeth, 2008-11.....	331
LJ Mazzilli 2010-13	295
Bobby Melley, 2013-16.....	290
Billy Ferriter 2010-13.....	288
George Springer, 2009-11....	242
Pierre LePage, 2008-10	237
John Topaa, 2016-19	237
Dennis Donovan, 2004-07 ...	236
Pat Mahoney, 2005-08	233
Clarke Caudill, 1997-00.....	232
Todd Rosenthal, 1989-92.....	227
Anthony Prato, 2017-19	227
Chris Winkel, 2017-21.....	222
Vinny Siena, 2013-15	221
Bryan Padilla, 2022-25	215

WALKS

Sean Irej, 1991-94.....	143
Jack Sundberg, 2013-16.....	134
Mike Nemeth, 2008-11.....	134
Bobby Melley, 2013-16.....	132
George Springer, 2009-11....	128
Bryan Padilla, 2022-2025	113

Brad The Stopper... UConn closer Brady Afthim has been one of the top closers in the country. The RHP is ranked No. 15 by D1Baseball.com on the top 100 closers list. He has been named to the NCBWA Stopper of the Year Watch List.

Afthim has appeared in 16 games for UConn this year and is 1-1 with eight saves and leads the team with a 1.35 ERA. In 26.2 innings, the Windham, Maine native has allowed four earned run and struck out 41 batters while holding opponents to a .218 average against. The tri-captain has now appeared in 86 games, ranking 4th all-time in program history. The 16 career saves he has registered is 9th all-time.

SAVES

Justin Willis, 2021-23.....	28
Mike James, 2001-04.....	22
Kevin Vance, 2009-11.....	21
Patrick Ruotolo, 2014-16	20
David Erickson, 2005-09	20
Jacob Wallace, 2017-19.....	19
Matt Karl, 2005-08	18
P.J. Poulin, 2016-18	16
Brady Afthim, 2022-2025	14

APPEARANCES

Dan Feehan, 2010-13.	96
David Erickson, 2005-09	87
CJ Dandeneau, 2016-19	87
Brady Afthim, 2022-2025	86

Cooke Turning It Around... Ian Cooke has struggled to start his 2025 campaign but the 2024 BIG EAST Pitcher of the Year has looked strong in seven relief appearance. The New Milford, Conn. native has pitched 25.2 innings, allowed three earned runs, walked five and struck out 45 batters. Cooke closed out the middle game of the series at Xavier with 3.0 shutout innings to earn his first save of the year. In BIG EAST play, Cooke has recorded three saves and one win with all four of those outings lasting 3.0 innings or more. The senior has logged 206.1 career innings and recorded 16 wins on the mound for the Huskies. He currently has 260 strikeouts, rank-
UConn Baseball | Five-Time CWS Participant | 25 NCAA Tournament Appearances | 28 Conference Titles

ing fourth in program history.

STRIKEOUTS

Mason Feole, 2017-19.....	278
Tim Cate, 2016-18	270
Anthony Kay, 2014-16.....	263
Ian Cooke, 2022-2025	260

Puds Producing... Oliver Pudvar missed all of last season with injury and has returned and been a Friday night starter for the Huskies for the majority of the season. The LHP has pitched 5.0 innings or more in six of his seven starts. The Shelburne, VT. native posted a career-high 10 strikeouts in seven innings of one-run ball against UNC Greensboro. He threw 7.0 shutout frames at Creighton.

Finn Finding Role.. RHP Sean Finn has become a back end of the bullpen piece for the Huskies this season. The RHP leads the team with five wins in 16 appearances and four starts. The Warrington, Pa. product has a 3.28 ERA in 24.2 innings and struck out 37 while holding opponents to a .217 batting average against.

Against Seton Hall, Finn earned a pair of wins out of the bullpen to help the Huskies sweep the series. He combined for 5.1 innings with just two hits, 0 earned runs and struck out 11.

Shaw Solidifying Role... Greg Shaw III has been another Manhattan transfer (Pudvar) that has made his impact felt in his first season in Storrs. The RHP leads the staff with 21 appearances and has a 4.87 ERA. In 40.2 innings, he has 34 strikeouts and held opponents to a .248 batting average against. Shaw earned his first save as a Husky by closing out the series finale at UNC Greensboro and earned his first win with 3.0 innings of work at Boston College. Shaw was big in the Huskies series opening win at St. John's, earning the victory with a season-high 5.2 innings and allowed just one run.

No Fly Zone... CF Caleb Shpur has been one of the best CF's in the country according to defensive runs saved. The East Canaan, CT native is 2nd amongst CF's with 11.89 defensive runs saved this season. He only trails McNeese State's Connor Westenburg (16.39).

The UConn outfielder also leads the team and the BIG EAST Conference with 33 stolen bases after stealing 26 bases a year ago. The 33 stolen bases is tied for 8th in the nation and is also climbing the single-season list for most stolen bases in a UConn single season.

Stolen Bases

Dennis Dwyer, 1993.....	40
David Smith, 2023.....	39
Dennis Dwyer, 1994.....	39
Nick Ahmed, 2010	34
Caleb Shpur, 2025.....	33

Winning ACC Mark... After the Huskies 21-9 victory at Boston College on Tuesday, UConn secured a 4-3 record against the ACC this season. The Huskies won a series at Miami (2-1), and defeated No. 17 North Carolina. The Huskies split the season series with Boston College (1-1) and lost a spring break mid-week contest at Duke.

BIG EAST Streak Snapped... The Huskies lost its BIG EAST opening series against Xavier last weekend in Cincinnati. It

News and Notes

snapped a 14-series winning streak for the Huskies dating back to the 2022 regular season finale at Georgetown that the Hoyas swept.

Since rejoining the BIG EAST in 2021 the Huskies have won 24 of the 27 series that they have played with a four-game series split at Xavier in 2021, a sweep at Georgetown in 2022 and the recent two of three the Huskies dropped at Xavier in 2025.

Immaculate Inning... RHP Sean Finn recorded an immaculate inning in the sixth inning against UNC Greensboro. The performance helped lead to a comeback win against the Spartans and earned Finn his first career win.

Spring Break Sweep... The Huskies finished spring break 5-3 after sweeping UNC Greensboro. Oliver Pudvar and Cayden Suchy each pitched 7.0 innings in their respective starts to earn victories on Friday and Saturday. On Sunday, the Huskies rallied from a 4-0 deficit to secure their first sweep of the year.

Pitching Shuts Down No. 17 UNC... The Huskies pitching staff held the Tar Heels offense to one run on six hits with Evan Hamberger, Sam Hutchinson, Greg Shaw III and Brady Afthim combining for 8.0 shutout innings.

Beau Root registered a career-high four hit game with Bryan Padilla cashing in a two-run single to lift the Huskies to their second ranked win of the year.

Tommy Boy... Tommy Ellisen delivered a career-best performance in a victory against No. 14 Vanderbilt. The Kimberly, Wisc. native logged a career-high 6.0 innings and did not allow a run after the second. The RHP tied a career-high with five strikeouts. The 6.0 innings is the longest outing for a UConn starting pitcher this year and is the first time a UConn starter worked past the fourth inning.

Ranked SEC Dub... The Huskies played one of its most complete games of the early part of 2025 with a 6-2 victory vs. No. 14 Vanderbilt at Jackie Robinson Stadium in Westwood, CA. Tommy Ellisen shined with a career-high 6.0 innings and tied a career-high with five punch outs in the victory. Home runs from Ryan Daniels, Bryan Padilla and Sam Biller helped lift the UConn offense while Sam Hutchinson, Jude Abbadesa and Brady Afthim combined for three shutout innings out of the bullpen. The win was the first against a ranked team this season.

Slow Out Of The Gate... The Huskies started the year 0-5 for the first time since 2008. It is only the third time under 22nd year head coach Jim Penders that the Huskies lost their first five games of the year.

The Huskies are used to slow starts to seasons with a 3-9 start in 2024, 4-10 in 2021, 4-5 in 2019 and 6-6 in 2018. All years that the Huskies rebounded and made the NCAA Tournament and three of those four years the Huskies earned at-large berths to Regionals.

Welcome Back Ty... Sophomore Tyler Minick returned to the lineup after missing opening weekend after taking a pitch to the face. The UConn third baseman returned against FAU and promptly went 5-15 with a double, three home runs and 10 RBI.

three-run home run on Friday, his third career grand slam on Saturday and game-tying two run homer in the eighth inning on Sunday.

Milestone Weekend... The FAU weekend turned into a milestone weekend for the Huskies with accomplishments from first time Huskies. Freshman Anthony Belisario homered in his first career at bat, right after Carter Groen had homered for his first career home run as a Husky.

Connor Lane and Beau Root both picked up their first career hits and Kyle Peters and Devin Wolff both made their first career appearances on the mound.

First In New England... With the Huskies earning an at-large bid to the 2024 NCAA Tournament, the HookC has reached six-straight Regionals, marking the first time in program history and the first time a Division I program in New England has reached six in a row.

2024 Supers... The Huskies captured the NCAA Norman Regional title in 2024 to advance to the program's third Super Regional and second in the last two seasons. UConn eventually fell in two games to No. 8 Florida State.

Power Conference Dubs... Since 2010, UConn is 99-91 against teams that were in "Power 4" Conferences. This year the Huskies are 5-7 with a victory against No. 14 Vanderbilt, won two-out-of-three at Miami and beat No.17 North Carolina.

Last season the Huskies were 8-12 with victories against Louisville, Auburn, Rutgers, UCLA, Duke and Oklahoma. Wins during that stretch include Vanderbilt, Clemson, Texas, Oregon State, Texas Tech, Oklahoma, Nebraska, Oklahoma State, Michigan and Virginia.

UConn has 13 games scheduled against Power 4 schools with Missouri, Penn State, USC, UCLA, Vanderbilt, Miami (x3), UNC, Duke, Boston College (2x), Rutgers

Preseason All-Conference Huskies... UConn landed a league-high six players on the Preseason All-BIG EAST list with Tyler Minick, Bryan Padilla, Brady Afthim, Matt Garbowski and Caleb Shpur all earning honors. Senior Ian Cooke was voted the BIG EAST Preseason Pitcher of the Year while 1B Maddix Dalena was named BIG EAST Preseason Player of the Year.

Regular Season Champs... The Huskies secured its fourth-straight BIG EAST regular season title in 2024 and won the league by 3 games. UConn set a record with 17 BIG EAST wins in the current 21-game format. It is just the second time UConn has won four-straight regular season titles with four-straight Yankee Conference Crowns from 1958-1961. The Huskies were voted the preseason conference favorites in 2025.

Key Returners... Despite the Huskies losing some key pieces from their 2024 NCAA Tournament run, UConn brings back BIG EAST Pitcher of the Year Ian Cooke along with First Team All-BIG EAST closer Brady Afthim. The Huskies also return Second Team All BIG EAST INF Bryan Padilla, 1B Maddix Dalena and C Matt Garbowski. Preseason All-Conference INF Tyler Minick and OF Caleb Shpur also return for the Huskies. INF Ryan Daniels also makes his return after missing most of 2024 with a hip injury.

The Reading, Pa. native homered in all three games with a

UConn Baseball | Five-Time CWS Participant | 25 NCAA Tournament Appearances | 28 Conference Titles

LHP Gabe Van Emon, RHP Ben Schild and RHP Tommy Ellisen

News and Notes

are the only returning pitchers with Cooke to return with more than 15.0 innings pitched last season.

Portal Shopping... The Huskies have utilized the transfer portal to bring in impact players over the years and 2024 is no different. Joining LHP Gabe Van Emon (Endicott), Caleb Shpur (Endicott) and Cam Mayer (Tufts) from last season are Sam Biller (Loyola Marymount), Evan Hamberger (Spokane CC), Carter Groen (Iona), Beau Root (Middlebury), Grant MacArthur (Hawai'i/San Joaquin Delta College), Sam Hutchinson (CCSU), JT Caruso (Miami), Greg Shaw III (Manhattan), Oliver Pudvar (Manhattan) and Aidan Dougherty (Oregon State/Linn Benton CC)

Longest Tenured Staff in Division I.. The UConn baseball staff consisting of head coach Jim Penders, assistants Jeff Hourigan, Josh MacDonald and volunteer assistant Chris Podeszwa have now been together for 14 seasons. They are currently the longest tenured staff in Division I baseball.

2025 Captains... Brady Afthim, Matt Garbowski and Bryan Padilla were voted captains for the 2025 campaign.

MacDonald's All-Americans... UConn has had a ton of success on the mound under 14th year pitching coach Josh MacDonald. The Huskies have had eight All-Americans on the mound during MacDonald's tenure. Carson Cross ('15), Anthony Kay ('16), John Russell ('17), Mason Feole ('18), P.J. Poulin ('18) and Jake Wallace ('19), Ian Cooke ('22) and Austin Peterson ('22) all earned All-America honors under Coach Mac. MacDonald was recognized after the 2022 by receiving D1Baseball.com Assistant Coach of the Year honors.

Success at The Doug.. The Huskies opened their new home, Elliot Ballpark, in 2021 and the new digs has provided a big home field advantage. UConn has gone 72-15 the past four seasons in Storrs.

Connecticut Under Penders... In its 22 seasons of competition under the watch of head coach Jim Penders, UConn owns a 753-494-4 record, advancing to 10 NCAA Tournaments and winning five BIG EAST regular season titles (2011, 2021, 2022, 2023, 2024), three BIG EAST Tournament titles (2013, 2021, 2022) and an American Athletic Conference Tournament Championship in 2016. The Huskies have also hosted a regional (2010) and won three regionals in 2011 (Clemson), 2022 (College Park) and 2024 (Norman Regional).

Coach Penders became the all-time winningest coach at UConn after capturing his 557th victory at Tulane on May 16, 2019 to move past his old coach and mentor Andy Baylock. Since 2004, the Huskies have boasted 11 All-Americans. UConn has secured 16 30-win season under Penders and received five at-large bids to the NCAA Tournament. Penders hit the 700 win mark with a victory against Florida A&M in the 2023 Gainesville Regional.

MLB Pipeline... Connecticut established a new program-record with five former Huskies in Major League Baseball at one time during the 2015 season. The Huskies matched that total again in 2018 with five UConn alums on MLB rosters at the end of the 2018 season (Ahmed, Andreoli, Barnes, Oberg, Springer). The Huskies had alums win World Series titles in back-to-back seasons. In 2017, George Springer won World Series MVP en route to the Astros winning the Commissioner's trophy and Matt Barnes took home the hardware with the Red

Sox in 2018. Anthony Kay became the seventh Husky since 2013 to make his MLB debut, appearing for the Toronto Blue Jays in 2019. In 2020, the Huskies had eight players on the 60-man MLB rosters that Major League Baseball utilized for the Covid season. Ben Cassparius became the eighth Husky under Coach Penders to appear in Big Leagues when he made his MLB Debut for the Dodgers last season. The Westport, CT native pitched in the 2024 World Series during his rookie year and helped the Dodgers win the World Series.

MLB Draft Picks... Since the draft's inception in 1965, 115 Connecticut players have been selected/signed by major league teams. Under Jim Penders, 75 Huskies have been drafted or signed by MLB clubs, including three (Braden Quinn, Stephen Quigley and Korey Morton) in the last season. The Huskies have also had five first round picks (Mike Olt, George Springer, Matt Barnes, Anthony Kay and Reggie Crawford) since 2010.

BIG EAST Conference

Standings

Team	Record	Win %	GB	Overall	Overall %	Streak
Creighton	9-3	.750		28-13	.683	L1
Xavier	11-4	.733	0.5	27-20	.574	L1
UConn	11-4	.733	0.5	27-18	.600	W1
St. John's	6-6	.500	3	21-20	.512	W1
Seton Hall	5-7	.417	4	19-26	.366	W5
Villanova	4-8	.333	5	20-21	.488	L4
Butler	3-9	.250	6	14-40	.318	L5
Georgetown	2-10	.167	7	14-31	.311	L1

Preseason Poll

	Team	Points
1	<i>UConn (6)</i>	48
2.	<i>Xavier (2)</i>	44
3.	<i>Seton Hall</i>	35
4.	<i>Georgetown</i>	29
4.	<i>Creighton</i>	29
6.	<i>St. John's</i>	17
7.	<i>Butler</i>	14
8.	<i>Villanova</i>	8

First-place votes in parenthesis

Weekly Honors

Tyler Minick - Honor Roll (Feb. 24)

Tyler Minick - Player of Week (March 10)

Oliver Pudvar - Honor Roll (March 17)

Charlie West - Co-Pitcher of the Week (April 14)

Tyler Minick - Honor Roll (April 21)

Ryan Daniels - Player of the Week (April 28)

Charlie West - Honor Roll (April 28)

National Rankings

[illegible]

Weekly Honors

Accolades

UConn In The NCAA Tournament

25 NCAA Tournament Appearances | 43-54 Overall Record

1957	NCAA District I Playoffs Springfield L 4-9 Springfield W 4-3 Springfield W 5-0 NCAA College World Series Texas L 0-3 Florida State W 5-3 Iowa State L 2-5	1993	NCAA Midwest Regional Oklahoma State L 5-9 Fordham L 0-5
1958	NCAA District I Playoffs Dartmouth W 1-0 Dartmouth W 10-0 Holy Cross L 1-2	1994	NCAA Midwest II Regional Georgia Tech L 0-7 Long Beach State L 9-16
1959	Declared District I Champions NCAA College World Series Penn State L 3-5 Western Michigan L 6-14	2010	NCAA Norwich Regional Oregon L 3-5 Central Conn. W 25-5 Oregon L 3-4
1960	NCAA District I Playoffs Boston College L 1-2	2011	NCAA Clemson Regional Coastal Carolina L 1-13 Sacred Heart W 13-3 Coastal Carolina W 12-6 Clemson W 7-6 Clemson W 14-1
1961	NCAA District I Playoffs Boston College L 1-4 Springfield W 3-1 Boston College W 3-2 Boston College L 14-4		NCAA Columbia Super Regionals South Carolina L 1-5 South Carolina L 2-8
1963	NCAA District I Playoffs Providence W 4-3 Providence L 3-4 Providence L 6-10	2013	NCAA Blacksburg Regional Virginia Tech W 5-2 Oklahoma L 3-5 (12) Virginia Tech L 1-3
1965	NCAA District I Playoffs Holy Cross W 7-4 Holy Cross L 0-5 Holy Cross W 7-0 NCAA College World Series St. Louis L 1-2 Lafayette W 6-4 Washington State L 2-3	2016	NCAA Gainesville Regional Georgia Tech W 7-6 Florida L 5-6 Georgia Tech L 5-7
1968	NCAA District I Playoffs Providence W 2-0 Harvard L 0-3 Boston University W 8-2 Harvard L 2-3	2018	NCAA Conway Regional Washington L 1-7 LIU Brooklyn W 10-3 Coastal Carolina W 6-5 Washington L 6-9
1970	NCAA District I Playoffs Providence W 8-0 Dartmouth L 2-8 Dartmouth L 3-12	2019	NCAA Oklahoma City Regional Nebraska L 5-8 Harvard W 10-2 Nebraska W 16-1 Oklahoma State W 5-2 Oklahoma State L 1-3
1972	NCAA District I Playoffs Northeastern W 5-2 Harvard W 8-5 Harvard W 11-2 NCAA College World Series Texas W 3-0 Southern California L 4-5 Temple L 4-7	2021	NCAA South Bend Regional Michigan W 6-1 Notre Dame L 3-26 Central Michigan L 9-14
1977	NCAA District I Playoffs Temple L 7-9 Cornell L 7-9	2022	NCAA College Park Regional Wake Forest W 8-7 Maryland W 10-5 Maryland L 6-7 (11) Maryland W 11-8
1979	NCAA District I Playoffs Navy W 5-4 St. John's L 3-6 Nebraska W 15-0 St. John's W 14-4 St. John's W 4-0 NCAA College World Series Texas L 5-11 Fullerton-State L 3-8		NCAA Stanford Super Regionals Stanford W 13-12 Stanford L 2-8 Stanford L 5-10
1990	NCAA Northeast Regional Georgia L 2-7 Rutgers L 5-15	2023	NCAA Gainesville Regional Texas Tech L 2-3 Florida A&M W 9-6 Florida L 2-8
		2024	NCAA Norman Regional Duke W 4-1 Oklahoma W 4-1 Oklahoma L 4-6 Oklahoma W 7-1
			NCAA Tallahassee Super Regionals Florida State L 4-24 Florida State L 8-10 (12)

UConn In Conference Tournaments (1985-2013 BIG EAST, 2014-2019 American Athletic, 2021-Present BIG EAST)

25 Tournament Appearances | 53-37 Overall Record

1985	Bristol, Conn. **			Louisville	W	4-1
	Georgetown	W	11-9 (10)	USF	L	0-1
	St. John's	L	5-6	USF	L	1-2
	Seton Hall	L	2-8			
1987	Bristol, Conn.			2013 Clearwater, Fla.		
	Seton Hall	L	2-6	BIG EAST TOURNAMENT CHAMPIONS		
	St. John's	L	4-13	Louisville	W	3-2 (12)
1989	Bristol, Conn.			USF	W	8-7
	Seton Hall	L	2-8	Rutgers	W	2-1
	Providence	L	3-5 (11)	*Notre Dame	W	8-1
1990	Bristol, Conn.			2014 Clearwater, Fla.		
BIG EAST TOURNAMENT CHAMPIONS				UCF	L	7-2
Seton Hall	W	11-3		Houston	W	7-1
Villanova	W	1-0		Temple	L	9-4
*Seton Hall	W	4-3				
1992	Bristol, Conn.			2015 Clearwater, Fla.		
BIG EAST TOURNAMENT RUNNER-UP				Tulane	L	3-1
Seton Hall	W	14-2		UCF	W	4-1 (11)
Providence	L	2-13		Tulane	W	7-6
Seton Hall	W	4-3		East Carolina	L	4-2
Providence	W	11-8				
*Providence	L	3-5		2016 Clearwater, Fla.		
1993	Bristol, Conn.			AMERICAN TOURNAMENT CHAMPIONS		
BIG EAST TOURNAMENT RUNNER-UP				Memphis	W	6-2
Seton Hall	L	5-6		USF	W	9-1
Villanova	W	10-5		Memphis	L	5-9
Seton Hall	W	10-9		Memphis	W	5-0
St. John's	L	0-9		Houston	W	7-2
1994	Bristol, Conn.			2017 Clearwater, Fla.		
BIG EAST TOURNAMENT CHAMPIONS				Cincinnati	W	12-3
Pittsburgh	W	4-3		Houston	L	6-7
Seton Hall	W	3-0		Memphis	W	7-5
Seton Hall	L	1-6		Houston	L	3-13
*Seton Hall	W	4-2				
2000	Bridgewater, N.J.			2018 Clearwater, Fla.		
Seton Hall	L	2-8		AMERICAN TOURNAMENT RUNNER-UP		
Rutgers	L	7-8		Cincinnati	W	6-2
2006	Clearwater, Fla.			Wichita State	W	7-4
Cincinnati	W	6-2		USF	L	0-13 (7)
Louisville	L	10-12		USF	W	3-2
Rutgers	L	5-9		ECU	L	3-4
2007	Brooklyn, N.Y.			2019 Clearwater, Fla.		
BIG EAST TOURNAMENT RUNNER-UP				AMERICAN TOURNAMENT RUNNER-UP		
St. John's	L	1-2		Houston	W	4-3
Pittsburgh	W	5-2		Wichita State	W	9-7
St. John's	W	8-7		Wichita State	W	8-3
USF	W	3-0		Cincinnati	L	5-22
USF	W	2-0				
*Rutgers	L	6-7		2021 Mason, Ohio.		
2009	Clearwater, Fla.			BIG EAST TOURNAMENT CHAMPIONS		
BIG EAST TOURNAMENT RUNNER-UP				Xavier	W	11-1
West Virginia	W	6-1		Creighton	W	2-0
USF	W	4-2		Xavier	L	4-5
USF	W	10-8		Xavier	W	10-6
*Louisville	L	3-11		2022 Mason, Ohio.		
2010	Clearwater, Fla.			BIG EAST TOURNAMENT CHAMPIONS		
BIG EAST TOURNAMENT RUNNER-UP				Georgetown	W	4-0
Cincinnati	W	9-6		Creighton	W	7-1
Rutgers	L	5-6		Xavier	W	7-2
Pittsburgh	W	7-2				
Rutgers	W	11-10 (10)		2023 Mason, Ohio.		
Rutgers	W	7-4		BIG EAST TOURNAMENT RUNNER-UP		
*St. John's	L	0-3		Georgetown	W	5-4
2011	Clearwater, Fla.			Xavier	L	2-10
Notre Dame	W	4-2		Georgetown	W	10-1
Seton Hall	L	3-4 (12)		Xavier	W	6-4
Notre Dame	W	9-3		Xavier	L	3-7
Seton Hall	L	2-12		2024 Mason, Ohio.		
2012	Clearwater, Fla.			Xavier	L	2-3 (11)
USF	W	7-2		Georgetown	L	9-10 (10)

* denotes championship game

** In 1985, UConn finished the regular season at the top of the BIG EAST North Division with a record of 11-7 in conference play but the league did not crown a BIG EAST Regular Season Champion annually until the 1990 season.

SHUTDOWN INNINGS

Date Opponent # of Inns/Opp

2022: 79%
2023: 69%
2024: 67%

2/14	Stetson	1/1
2/15	Missouri	2/3
2/16	Penn State	2/3
2/21	FAU (GM1)	1/2
2/22	FAU (GM2)	0/4
2/23	FAU (GM3)	2/3
2.28	USC	2/2
3.1	UCLA	3/4
3.2	Vanderbilt	3/4
3.7	Miami	1/2
3.8	Miami	2/4
3.9	Miami	1/4
3.11	LIU	2/2
3.14	Campbell	1/1
3.15	Campbell	3/4
3.15	Campbell	1/2
3.18	Duke	0/1
3.19	North Carolina	2/2
3.21	UNC Greensboro	3/3
3.22	UNC Greensboro	2/2
3.23	UNC Greensboro	3/3
3.25	Boston College	1/4
3.26	Northeastern	0/0
3/28	Xavier	1/1
3/29	Xavier	2/4
3/29	Xavier	0/3
4/1	Quinnipiac	2/3
4.4	Creighton	3/4
4.5	Creighton	0/1
4.6	Creighton	2/3
4.9	Hofstra	4/5
4.11	Georgetown	2/3
4.11	Georgetown	3/4
4.13	Georgetown	4/4
4.15	Boston College	1/7
4.17	Seton Hall	2/3
4.18	Seton Hall	2/3
4.19	Seton Hall	1/3
4.22	UMass	2/3
4.23	Army	2/4
4.25	St. John's	4/5
4.25	St. John's	5/7
4.27	St. John's	3/5
4.29	Rutgers	2/4
4.30	Rhode Island	4/5

Total 91/144 (63%)

BIG INNINGS (Three Runs +)

Opponent Inning Runs

2022: 71
2023: 56
2024: 47

Stetson	5th	6
Mizzou	7th	4
Penn State	9th	3
FAU (2.22)	5th	7
FAU (2.22)	6th	7
Vanderbilt	4th	3
Miami (Gm1)	2nd	6
Miami (Gm2)	1st	3
Miami (Gm2)	5th	3
Miami (Gm2)	8th	5
Miami (Gm3)	5th	3
Miami (Gm3)	8th	4
LIU	5th	10
Campbell (Gm1)	4th	6
Campbell (Gm3)	6th	3
UNCG (Gm2)	4th	4
UNCG (Gm3)	7th	4

Xavier (Gm1)	9th	5
Xavier (Gm2)	1st	4
Quinnipiac	1st	3
Quinnipiac	3rd	4
Creighton (Gm1)	1st	3
Creighton (Gm3)	3rd	4
Hofstra	2nd	3
Hofstra	3rd	3
Hofstra	8th	3
GTown (GM2)	4th	5
GTown (GM2)	8th	3
GTown (GM3)	5th	3
BC	3rd	5
BC	4th	9
Seton Hall (GM3)	3rd	4
Seton Hall (GM3)	8th	3
UMass	3rd	3
UMass	5th	7
Army	5th	4
Army	8th	6
SJU (GM1)	3rd	5
SJU (GM1)	6th	3
SJU (GM2)	1st	3
SJU (GM2)	2nd	3
SJU (GM2)	6th	4
SJU (GM2)	9th	3
SJU (GM3)	5th	4
SJU (GM3)	6th	3
SJU (GM3)	8th	3
Rutgers	1st	6
Rutgers	3rd	3
URI	4th	5
URI	7th	3

HOME RUN BREAKDOWN

NO. PLAYER (# OF HR) OPPONENT ON BASE OUTS

1.	Daniels (1)	Mizzou	0	2
2.	Minick (1)	FAU	2	2
3.	MacArthur (1)	FAU	0	1
4.	Padilla (1)	FAU	0	0
5.	Minick (2)	FAU	3	2
6.	Groen (1)	FAU	1	0
7.	Belisario (1)	FAU	0	0
8.	Minick (3)	FAU	1	2
9.	Daniels (2)	FAU	1	1
10.	Minick (4)	UCLA	0	2
11.	Rispoli (1)	UCLA	1	1
12.	Daniels (3)	Vandy	0	0
13.	Padilla (2)	Vandy	1	0
14.	Biller (1)	Vandy	0	1
15.	Biller (2)	Miami	3	2
16.	MacArthur (2)	Miami	1	2
17.	Minick (5)	Miami	1	0
18.	MacArthur (3)	Miami	1	2
19.	Minick (6)	LIU	1	0
20.	Daniels (4)	LIU	0	0
21.	Minick (7)	UNCG	0	0
22.	Rispoli (2)	UNCG	0	0
23.	Shpur (1)	BC	0	0
24.	Rispoli (3)	Xavier	0	0
25.	Tirado (1)	Xavier	0	0
26.	Root (1)	Xavier	2	2
27.	Minick (8)	Xavier	0	0
28.	Lane (1)	Xavier	0	0
29.	Padilla (3)	Creighton	0	0
30.	Minick (9)	Creighton	3	2
31.	Biller (3)	Creighton	1	1
32.	Minick (10)	GTown	0	0
33.	Biller (4)	GTown	0	0
34.	Shpur (2)	GTown	0	0
35.	Shpur (3)	BC	1	0
36.	Lane (2)	BC	2	0
37.	MacArthur (4)	BC	0	0
38.	Minick (11)	Hall	1	0
39.	MacArthur (5)	Hall	0	0
40.	Minick (12)	Hall	1	0

41.	Lane (3)	Hall	0	0
42.	Daniels (5)	Hall	1	1
43.	Padilla (4)	Hall	1	2
44.	Lane (4)	Hall	2	2
45.	Rispoli (4)	UMass	0	0
46.	Daniels (6)	UMass	0	0
47.	Root (2)	UMass	0	1
48.	Biller (5)	UMass	2	1
49.	Daniels (7)	Army	1	2
50.	Daniels (8)	Army	3	2
51.	Daniels (9)	SJU	0	0
52.	Biller (6)	SJU	0	2
53.	Minick (13)	SJU	0	0
54.	Minick (14)	SJU	1	2
55.	Minick (15)	SJU	0	0
56.	Dougherty (1)	SJU	0	1
57.	Biller (7)	SJU	0	1
58.	Padilla (5)	SJU	2	1
59.	Root (3)	Rut	1	0
60.	Daniels (10)	Rut	0	0
61.	Minick (16)	URI	1	2
62.	Biller (8)	URI	0	2
63.	Lane (5)	URI	2	1

COMEBACK WINS (5th & Beyond)

Opponent	Deficit (s)	Final Score
----------	-------------	-------------

2022: 3

2023: 11

2024: 5

FAU (2.23) Trailed 3-1 entering 8th (5-3 (10 innings)

UNC Greensboro (3.23) Trailed 4-2 entering 7th (6-4)

Georgetown (4.11 GM1) Trailed 2-1 entering Bot 7 (4-2)

Seton Hall (4.18 GM2) Trailed 4-2 entering Bot 9 (5-4 (10))

Army Trailed 3-1 entering Bot 5 (12-5)

LINEUPS

Opponent	SP	1	2	3	4	5	6	7	8	9
Stetson	Van Emon	Shpur	Biller	MacArthur	Dalena	Padilla	Daniels	Dougherty	Garbowski	Rispoli
Missouri	Cooke	Shpur	Biller	MacArthur	Dalena	Padilla	Daniels	Dougherty	Lane	Rispoli
Penn State	Ellisen	Shpur	Biller	MacArthur	Dalena	Padilla	Daniels	Groen	Garbowski	Rispoli
FAU	Van Emon	Shpur	Biller	Minick	Daniels	MacArthur	Dalena	Dougherty	Garbowski	Padilla
FAU	Cooke	Shpur	Biller	Minick	Daniels	MacArthur	Dalena	Padilla	Lane	Groen
FAU	Ellisen	Shpur	Biller	Minick	Daniels	MacArthur	Dalena	Padilla	Garbowski	Dougherty
USC	Pudvar	Shpur	Biller	Minick	Daniels	MacArthur	Dougherty	Dalena	Lane	Padilla
UCLA	Cooke	Rispoli	Dougherty	Minick	Daniels	MacArthur	Padilla	Groen	Garbowski	Belisario
Vanderbilt	Ellisen	Shpur	Biller	Minick	Daniels	MacArthur	Padilla	Lane	Belisario	Rispoli
Miami	Pudvar	Shpur	Minick	Daniels	MacArthur	Padilla	Biller	Dougherty	Lane	Rispoli
Miami	Cooke	Rispoli	Minick	Daniels	MacArthur	Padilla	Biller	Dougherty	Garbowski	Shpur
Miami	Ellisen	Rispoli	Minick	Daniels	MacArthur	Padilla	Biller	Lane	Dalena	Shpur
LIU	Shaw	Rispoli	Minick	Daniels	MacArthur	Padilla	Dougherty	Biller	Lane	Shpur
Campbell	Pudvar	Rispoli	Minick	Daniels	MacArthur	Padilla	Dougherty	Biller	Lane	Shpur
Campbell	Ellisen	Rispoli	Minick	Daniels	MacArthur	Dougherty	Biller	Groen	Lane	Shpur
Campbell	Suchy	Rispoli	Minick	Daniels	MacArthur	Biller	Shpur	Root	Padilla	Garbowski
Duke	Van Emon	Rispoli	Biller	Minick	MacArthur	Tirado	Dougherty	Shpur	Garbowski	Padilla
UNC	Finn	Rispoli	Root	Minick	MacArthur	Biller	Shpur	Tirado	Lane	Padilla
UNCG	Pudvar	Rispoli	Root	Minick	MacArthur	Shpur	Biller	Padilla	Lane	Belisario
UNCG	Suchy	Rispoli	Root	Minick	MacArthur	Padilla	Belisario	Dougherty	Garbowski	Lane
UNCG	Ellisen	Rispoli	Root	Minick	MacArthur	Padilla	Belisario	Dougherty	Garbowski	Shpur
BC	Abbadessa	Rispoli	Root	Minick	Daniels	MacArthur	Groen	Belisario	Lane	Shpur
NU	Finn	Rispoli	Root	Minick	Daniels	MacArthur	Belisario	Dougherty	Garbowski	Shpur
Xavier	Pudvar	Rispoli	Minick	Daniels	MacArthur	Tirado	Padilla	Biller	Shpur	Garbowski
Xavier	Suchy	Rispoli	Biller	Minick	Daniels	MacArthur	Root	Padilla	Garbowski	Shpur
Xavier	Ellisen	Rispoli	Root	Minick	Daniels	MacArthur	Tirado	Padilla	Lane	Shpur
QU	Finn	Rispoli	Shpur	Daniels	MacArthur	Root	Padilla	Biller	Dougherty	Garbowski
Creighton	Pudvar	Rispoli	Shpur	Minick	Daniels	MacArthur	Root	Padilla	Biller	Garbowski
Creighton	Suchy	Rispoli	Shpur	Minick	Daniels	MacArthur	Padilla	Belisario	Lane	Biller
Creighton	Finn	Rispoli	Shpur	Daniels	Minick	Root	MacArthur	Biller	Padilla	Garbowski
Hofstra	West	Rispoli	Shpur	Daniels	Minick	Root	Dougherty	Padilla	Biller	Lane
GTown	Pudvar	Rispoli	Shpur	Daniels	Minick	Dougherty	MacArthur	Biller	Padilla	Garbowski
GTown	Ellisen	Rispoli	Shpur	Daniels	Minick	Dougherty	Biller	Padilla	MacArthur	Lane
GTown	West	Rispoli	Shpur	Daniels	Minick	Dougherty	Biller	Padilla	MacArthur	Garbowski
BC	Conte	Rispoli	Shpur	Minick	Dougherty	Biller	Padilla	MacArthur	Root	Lane
Hall	Abbadessa	Rispoli	Shpur	Daniels	Minick	Dougherty	Biller	Padilla	MacArthur	Garbowski
Hall	Ellisen	Rispoli	Shpur	Daniels	Minick	Dougherty	Padilla	MacArthur	Lane	Biller
Hall	West	Rispoli	Shpur	Daniels	Minick	Dougherty	Padilla	Root	Lane	Biller
UMass	Hamberger	Rispoli	Shpur	Daniels	Dougherty	Root	Padilla	Lane	MacArthur	Biller
Army	Galusha	Rispoli	Shpur	Daniels	Dougherty	Root	Padilla	Lane	MacArthur	Biller
SJU	Pudvar	Rispoli	Shpur	Daniels	Minick	Root	Dougherty	Padilla	Garbowski	Biller
SJU	Ellisen	Rispoli	Shpur	Daniels	Minick	Lane	Dougherty	Biller	MacArthur	Belisario
SJU	West	Rispoli	Shpur	Daniels	Minick	Root	Dougherty	Biller	Lane	Padilla
Rutgers	Peters	Rispoli	Shpur	Daniels	Minick	Dougherty	Root	Padilla	Biller	Garbowski
URI	Abbadessa	Rispoli	Shpur	Daniels	Minick	Biller	Lane	Root	MacArthur	Padilla

Pro Huskies

Player	Years at UConn	Organization	2025 CurrentLevel
George Springer	2009-11	Toronto Blue Jays	MLB
Nick Ahmed	2009-11	Texas Rangers	AA - Frisco
Anthony Kay	2014-16	Yokohama Baystars	Japan
P.J. Poulin	2016-18	Detroit Tigers	AAA - Toledo
Jake Wallace	2017-19	Kansas City Royals	AAA - Omaha
Anthony Prato	2017-19	Minnesota Twins	AAA - St. Paul
Nick Krauth	2020	Texas Rangers	AAA - Round Rock
Ben Casparius	2020-21	Los Angeles Dodgers	MLB
Pat Winkel	2019-21	Minnesota Twins	AAA - St. Paul
Kyler Fedko	2019-21	Minnesota Twins	AA - Wichita
Andrew Marrero	2020-21	St. Louis Cardinals	AA - Springfield
Reggie Crawford	2020-22	San Francisco Giants	AAA - Sacramento (Injured)
Austin Peterson	2021-22	Cleveland Guardians	AA - Akron
Pat Gallagher	2020-22	Toronto Blue Jays	High A - Vancouver
Matt Donlan	2022	Boston Red Sox	AA - Portland (Injured)
Andrew Sears	2023	Detroit Tiger	High A - W Michigan
David Smith	2022-23	Detroit Tigers	A - Lakeland
Dominic Freeberger	2023	Baltimore Orioles	High A - Aberdeen
Devin Kirby	2022-23	Minnesota Twins	A - Ft Myers
Zach Fogell	2023	Boston Red Sox	High A - Greenville
Braden Quinn	2022-24	Arizona Diamondbacks	A - Visalia
Stephen Quigley	2023-24	Cincinnati Reds	A - Daytona

NOTES

- UConn has 22 former Huskies in MLB organizations and one player playing in Japanese professional league
- Matt Barnes helped the Boston Red Sox win the 2018 World Series. The second-straight World Series champion coming from UConn.
- George Springer won a World Series title with the Houston Astros and was named World Series Most Valuable Player in 2017. Springer set World Series records in extra-base hits (8), consecutive games with a home run (4), total bases (29) OPS (1.471) and tied Reggie Jackson and Chase Utley for most home runs in a single Fall Classic (5).
- Nick Ahmed won his second-straight Gold Glove at shortstop for the Diamondbacks in 2019
- Anthony Kay made his Major League Debut on September 7, 2019 at Tampa. He picked up his first MLB win on Sept. 19 at Baltimore.
- Ben Casparius made his Big League debut with the Dodgers on August 31, 2024. He earned the victory against the Diamondbacks coming out of the bullpen. Casparius also pitched in the 2024 World Series en route to a championship.

UConn vs...

A-Sun	0-1
American	1-2
America East	0-0
Atlantic 10	2-0
Atlantic Coast	4-3
Big 12	0-0
BIG EAST	11-4
Big Ten	0-4
CAA	2-3
MAAC	1-0
NEC	1-0
Patriot	1-0
SEC	1-1
SoCon	3-0
Connecticut	1-0
New England	4-1
Ranked Teams	2-0

Game-By-Game Results

Date	Opponent	Score	Inns	Overall	Conference	Pitcher of record	Attend	Time
Feb 14, 2025	vs Stetson	L 6-10	9	0-1-0	0-0-0	SUCHY (L 0-1)	650	2:56
Feb 15, 2025	vs Missouri	L 7-11	9	0-2-0	0-0-0	COOKE (L 0-1)	431	3:19
Feb 16, 2025	vs Penn State	L 6-7	9	0-3-0	0-0-0	ELLISEN (L 0-1)	559	3:52
Feb 21, 2025	at Florida Atlantic	L 4-5	9	0-4-0	0-0-0	SUCHY (L 0-2)	477	3:10
Feb 22, 2025	at Florida Atlantic	L 17-25	9	0-5-0	0-0-0	COOKE (L 0-2)	601	3:44
Feb 23, 2025	at Florida Atlantic	w 5-3	(10)	1-5-0	0-0-0	AFTHIM (W 1-0)	531	3:17
Feb 28, 2025	at USC	L 5-8	9	1-6-0	0-0-0	SUCHY (L 0-3)	879	2:50
Mar 01, 2025	at UCLA	L 6-8	9	1-7-0	0-0-0	COOKE (L 0-3)	427	2:56
Mar 02, 2025	vs Vanderbilt	w 6-2	9	2-7-0	0-0-0	ELLISEN (W 1-1)	290	2:48
Mar 07, 2025	at Miami	w 7-2	9	3-7-0	0-0-0	PUDVAR (W 1-0)	2965	3:22
Mar 08, 2025	at Miami	w 12-8	9	4-7-0	0-0-0	SUCHY (W 1-3)	2865	3:13
Mar 09, 2025	at Miami	L 11-15	9	4-8-0	0-0-0	ELLISEN (L 1-2)	2812	3:31
Mar 11, 2025	LIU	w 11-1	7	5-8-0	0-0-0	GALUSHA (W 1-0)	519	2:10
Mar 14, 2025	at Campbell	w 6-5	9	6-8-0	0-0-0	PUDVAR (W 2-0)	750	2:53
Mar 15, 2025	at Campbell-1	L 6-7	(10)	6-9-0	0-0-0	AFTHIM (L 1-1)	582	3:30
Mar 15, 2025	at Campbell-2	L 5-8	9	6-10-0	0-0-0	COOKE (L 0-4)	582	2:33
Mar 18, 2025	at Duke	L 2-12	9	6-11-0	0-0-0	VAN EMON (L 0-1)	574	3:15
Mar 19, 2025	at #17 North Carolina	w 5-1	9	7-11-0	0-0-0	HAMBERGER (W 1-0)	3375	3:10
Mar 21, 2025	at UNC GREENSBORO	w 3-1	9	8-11-0	0-0-0	PUDVAR (W 3-0)	171	2:22
Mar 22, 2025	at UNC GREENSBORO	w 5-2	9	9-11-0	0-0-0	SUCHY (W 2-3)	295	2:35
Mar 23, 2025	at UNC GREENSBORO	w 6-4	9	10-11-0	0-0-0	FINN (W 1-0)	324	2:47
Mar 25, 2025	BOSTON COLLEGE	L 6-18	8	10-12-0	0-0-0	SPIRITO IV (L 0-1)	375	3:38
Mar 26, 2025	at Northeastern	L 0-3	9	10-13-0	0-0-0	HAMBERGER (L 1-1)	221	2:11
* Mar 28, 2025	at Xavier	L 6-8	9	10-14-0	0-1-0	PUDVAR (L 3-1)	0	2:51
* Mar 29, 2025	at Xavier-1	w 9-4	9	11-14-0	1-1-0	SUCHY (W 3-3)	371	2:55
* Mar 29, 2025	at Xavier-2	L 7-10	9	11-15-0	1-2-0	ELLISEN (L 1-3)	357	3:02
April 1, 2025	QUINNIPIAC	w 9-3	9	12-15-0	1-2-0	FINN (W 2-0)	385	3:23
* Apr 04, 2025	at Creighton	w 8-7	9	13-15-0	2-2-0	PUDVAR (W 4-1)	1089	3:35
* Apr 05, 2025	at Creighton	L 2-14	9	13-16-0	2-3-0	SUCHY (L 3-4)	1445	3:07
* Apr 06, 2025	at Creighton	L 7-11	9	13-17-0	2-4-0	FINN (L 2-1)	1167	3:35
Apr 09, 2025	HOFSTRA	w 12-4	9	14-17-0	2-4-0	WEST (W 1-0)	276	3:06
* Apr 11, 2025	GEORGETOWN-1	w 4-2	9	15-17-0	3-4-0	FINN (W 3-1)	312	2:34
* Apr 11, 2025	GEORGETOWN-2	w 10-3	9	16-17-0	4-4-0	ELLISEN (W 2-3)	493	3:05
* Apr 13, 2025	GEORGETOWN	w 8-3	9	17-17-0	5-4-0	WEST (W 2-0)	698	2:35
Apr 15, 2025	at Boston College	w 21-9	7	18-17-0	5-4-0	SHAW III (W 1-0)	517	3:08
* Apr 17, 2025	SETON HALL	w 5-3	9	19-17-0	6-4-0	COOKE (W 1-4)	678	2:55
* Apr 18, 2025	SETON HALL	w 5-4	(10)	20-17-0	7-4-0	FINN (W 4-1)	809	3:23
* Apr 19, 2025	SETON HALL	w 8-6	9	21-17-0	8-4-0	FINN (W 5-1)	914	3:13
Apr 22, 2025	vs Massachusetts	w 12-2	7	22-17-0	8-4-0	SHAW III (W 2-0)	1035	2:45
Apr 23, 2025	ARMY	w 12-5	9	23-17-0	8-4-0	CARUSO (W 1-0)	589	3:05
* Apr 25, 2025	at St. John's-1	w 13-8	9	24-17-0	9-4-0	SHAW III (W 3-0)	457	3:20
* Apr 25, 2025	at St. John's-2	w 17-6	9	25-17-0	10-4-0	ELLISEN (W 3-3)	417	3:10
* Apr 27, 2025	at St. John's	w 14-3	8	26-17-0	11-4-0	WEST (W 3-0)	497	3:10
Apr 29, 2025	RUTGERS	L 11-13	9	26-18-0	11-4-0	HUTCHINSON (L 0-1)	683	3:28
Apr 30, 2025	RHODE ISLAND	w 16-6	7	27-18-0	11-4-0	COOKE (W 2-4)	858	2:53

() extra inning game

NCAA Statistics

Base on Balls (299 ranked)	130	4	205	VMI	323	Xavier	262
Batting Average (299 ranked)	58	1	0.299	New Mexico	0.341	UConn	0.299
Double Plays (299 ranked)	235	7	23	New Mexico St. UCLA	48 48	Creighton	40
Double Plays Per Game (298 ranked)	256	8	0.51	UCLA	1.09	Creighton	0.98
Doubles (299 ranked)	163	4	76	New Mexico	118	Butler	85
Doubles Per Game (299 ranked)	193	4	1.69	New Mexico	2.74	Butler	1.93
Earned Run Average (299 ranked)	151	3	6.08	Western Ky.	3.04	Creighton	4.16
Fielding Percentage (299 ranked)	119	4	0.971	Charlotte	0.984	Xavier	0.979
Hit Batters (299 ranked)	167	6	57	San Diego	104	Butler	92
Hit by Pitch (299 ranked)	73	3	72	Winthrop	129	Creighton	77
Hits (299 ranked)	34	1	459	Alabama St.	523	UConn	459
Hits Allowed Per Nine Innings (299 ranked)	161	3	10.03	Iowa	6.92	Creighton	8.01
Home Runs (299 ranked)	40	1	63	Georgia	113	UConn	63
Home Runs Per Game (299 ranked)	50	1	1.40	Georgia	2.40	UConn	1.40
On Base Percentage (299 ranked)	84	1	0.400	VMI	0.458	UConn	0.400
Runs (299 ranked)	38	1	363	High Point	468	UConn	363
Sacrifice Bunts (299 ranked)	174	5	15	Eastern Ill.	59	Georgetown	31
Sacrifice Flies (299 ranked)	42	4	24	Georgia Tech	35	Butler	30
Scoring (299 ranked)	53	1	8.1	High Point	10.6	UConn	8.1
Shutouts (147 ranked)				Northeastern	13	Creighton	3
Slugging Percentage (299 ranked)	70	1	0.480	High Point	0.611	UConn	0.480
Stolen Bases (296 ranked)	11	1	112	VMI	197	UConn	112
Stolen Bases Per Game (299 ranked)	15	1	2.49	VMI	4.28	UConn	2.49
Strikeout-to-Walk Ratio (299 ranked)	126	2	1.81	Arkansas	3.67	Creighton	1.83
Strikeouts Per Nine Innings (299 ranked)	37	1	9.6	Vanderbilt	12.1	UConn	9.6
Triple Plays (1 ranked)				5 teams tied	1		
Triples (296 ranked)	178	7	7	Arizona	28	Seton Hall	18
Triples Per Game (299 ranked)	208	8	0.16	Central Conn. St.	0.67	Seton Hall	0.40
WHIP (299 ranked)	185	4	1.70	Northeastern	1.10	Creighton	1.40
WL Pct (299 ranked)	74	2	0.600	Texas	0.884	Creighton	0.683
Walks Allowed Per Nine Innings (299 ranked)	204	5	5.31	Northeastern	2.81	Villanova	4.60

NCAA Statistics

Base on Balls Per Game (150 ranked)					Easton Tait, Oregon St.	1.21	Jake Lambdin, Xavier	0.87
Batting Average (250 ranked)	Tyler Minick Ryan Daniels	140 211	5 8	0.365 0.352	Cardell Thibodeaux, Southern U.	0.455	Aiden Robbins, Seton Hall	0.419
Complete Games (40 ranked)					Vincent Borghese, Central Conn. St.	6	Cole Hansen, Seton Hall Nate Rosser, Butler Andrew Williams, Georgetown	1 1 1
Doubles (133 ranked)					Hayden Jatczak, Kent St.	24	Jared Beebe, St. John's (NY)	19
Doubles Per Game (143 ranked)					Jarrett Pokrovsky, Penn	0.61	Jared Beebe, St. John's (NY)	0.46
Earned Run Average (199 ranked)	Oliver Pudvar	131	3	3.51	Jack Ohman, Yale	0.89	Wilson Magers, Creighton	3.42
Games Started (17 ranked)					Dylan Mathiesen, Liberty	15	4 players tied	11
Hit Batters (112 ranked)					Jackson Logar, James Madison	23	Wilson Magers, Creighton	12
Hit By Pitch Per Game (147 ranked)	Sam Biller Rob Rispoli	126 147	3 5	0.34 0.33	Charlie Scholvin, Toledo	0.60	Kyle Hess, Creighton	0.46
Hit by Pitch (141 ranked)	Sam Biller Rob Rispoli	84 111	4 6	15 14	Gabe Natividad, Winthrop	27	Kyle Hess, Creighton	17
Hits (148 ranked)					Juan Cruz, Alabama St.	81	Aiden Robbins, Seton Hall	70
Hits Allowed Per Nine Innings (149 ranked)	Oliver Pudvar	149	3	7.71	Liam O'Brien, Hawaii	3.43	Wilson Magers, Creighton	5.76
Hits Per Game (150 ranked)	Tyler Minick	122	6	1.43	Alex Lodise, Florida St.	1.85	Aiden Robbins, Seton Hall	1.63
Home Runs (110 ranked)	Tyler Minick	16	1	16	Mason Neville, Oregon	21	Tyler Minick, UConn	16
Home Runs Per Game (141 ranked)	Tyler Minick	9	1	0.40	Mason Neville, Oregon	0.50	Tyler Minick, UConn	0.40
On Base Percentage (150 ranked)	Ryan Daniels Rob Rispoli	135 142	5 6	0.475 0.473	Trey Rutledge, Alabama A&M	0.567	Aiden Robbins, Seton Hall	0.529
Pitching Appearances (128 ranked)	Greg Shaw	39	1	21	Reid Easterly, Duke Ben Keefe, Radford Daniel Lingle, William & Mary	25 25 25	Greg Shaw, UConn	21
Runs (131 ranked)	Ryan Daniels	97	3	48	John Bay, Austin Peay	73	Aiden Robbins, Seton Hall	53
Runs Batted In (144 ranked)	Tyler Minick Ryan Daniels	43 144	2 4	54 46	Jack Hopko, Rhode Island James Quinn-Irons, George Mason	69 69	Jason Neff, Villanova	55
Runs Batted In Per Game (148 ranked)	Tyler Minick Ryan Daniels	27 113	2 3	1.35 1.15	Aidan Redahan, Central Conn. St.	1.61	Jason Neff, Villanova	1.38
Runs Per Game (150 ranked)	Ryan Daniels Tyler Minick	64 105	2 3	1.20 1.13	John Bay, Austin Peay	1.62	Aiden Robbins, Seton Hall	1.23
Sacrifice Bunts (83 ranked)					Matt Heavner, NC State	15	Marco Ali, Seton Hall Ashtin Gilio, Georgetown	7 7
Sacrifice Bunts Per Game (146 ranked)					Matt Heavner, NC State	0.38	Ashtin Gilio, Georgetown	0.18
Sacrifice Flies (123 ranked)					Joseph Eichelberger, Jackson St.	10	Kavi Caster, Georgetown	5
Saves (532 ranked)	Brady Athtim Ian Cooke Greg Shaw	18 169 532	2 5 13	8 3 1	Lucas Mahlstedt, Clemson	15	Garrett Langrell, Creighton	9
Slugging Percentage (250 ranked)	Tyler Minick Ryan Daniels	30 87	1 3	0.737 0.676	Cardell Thibodeaux, Southern U.	0.909	Tyler Minick, UConn	0.737
Stolen Bases (137 ranked)	Caleb Shpur Sam Biller	8 97	1 6	33 18	Owen Prince, VMI	44	Caleb Shpur, UConn	33
Stolen Bases Per Game (148 ranked)	Caleb Shpur Sam Biller	10 119	1 6	0.75 0.41	Owen Prince, VMI	0.96	Caleb Shpur, UConn	0.75
Strikeout-to-Walk Ratio (149 ranked)					Nathan Mertens, Southeast Mo. St.	10.40		
Strikeouts (142 ranked)	Ian Cooke	130	1	61	Liam Doyle, Tennessee	110	Ian Cooke, UConn	61

Team Summary

Score by innings	1	2	3	4	5	6	7	8	9	EX	Total
UConn	43	20	54	47	66	42	30	37	21	3	363
Opponents	45	36	38	45	33	37	25	31	9	1	300

Record when ...

Overall	27-18	After 6 leading	23-2
Conference	11-4 trailing	4-16
Non-Conference	16-14 tied	0-0
Home games	11-2	After 7 leading	20-1
Away games	14-13 trailing	2-17
Neutral site	2-3 tied	1-0
Day games	17-14	After 8 leading	20-0
Night games	10-4 trailing	1-16
vs Left starter	4-7 tied	1-1
vs Right starter	23-11		
1-Run games	3-3	Hit 0 home runs	8-8
2-Run games	6-3	... 1 home run	5-3
5+Run games	14-4	... 2+ home runs	14-7
Extra innings	2-1		
Shutouts	0-1	Opponent 0 home runs	8-4
	 1 home run	15-4
Scoring 0-2 runs	0-3 2+ HRs	4-10
..... 3-5 runs	7-3		
..... 6-9 runs	9-9	Made 0 errors	13-4
..... 10+ runs	11-3 1 error	8-7
	 2+ errors	6-7
Opponent 0-2 runs	8-0		
..... 3-5 runs	12-2	Opp. made 0 errors	9-5
..... 6-9 runs	7-6 1 error	7-8
..... 10+ runs	0-10 2+ errors	11-5
Scored in 1st inning	14-6	Out-hit opponent	21-4
Opp. scored in 1st	14-6	Out-hit by opponent	3-12
Scores first	13-9	Hits are tied	3-2
Opp. scores first	14-9		

Record when team scores:

Runs	0	1	2	3	4	5	6	7	8	9	10+
W-L	0-1	0-0	0-2	1-0	1-1	5-2	3-6	1-3	3-0	2-0	11-3

Record when opponent scores:

Runs	0	1	2	3	4	5	6	7	8	9	10+
W-L	0-0	3-0	5-0	6-1	4-0	2-1	3-0	1-2	2-4	1-0	0-10

Record when leading after:

Inn.	1	2	3	4	5	6	7	8
W-L	7-5	9-6	12-6	18-3	22-3	23-2	20-1	20-0

Record when trailing after:

Inn.	1	2	3	4	5	6	7	8
W-L	7-5	7-9	9-11	5-13	4-15	4-16	2-17	1-16

Record when tied after:

Inn.	1	2	3	4	5	6	7	8
W-L	13-8	11-3	6-1	4-2	1-0	0-0	1-0	1-1

Current winning streak: 1
 Longest winning streak: 13
 Longest losing streak: 5

Home attendance : 7589 (13 dates avg = 583)
 Away attendance : 27713 (32 dates avg = 866)
 Total attendance: 35302 (45 dates avg = 784)

UConn GBG Batting/Pitching

2025 UConn Baseball Team Game-by-Game for UConn (as of Apr 30, 2025) Batting (All games)

Date	Opponent	ab	r	h	rbi	2b	3b	hr	tb	bb	ibb	sb	cs	hbp	sac	sf	gdp	k	po	a	e	lob	avg
Feb 14	vs Stetson	35	6	10	4	0	0	0	10	4	0	1	1	2	0	0	1	10	24	13	0	8	.286
Feb 15	vs Missouri	36	7	11	7	3	0	1	17	1	0	4	1	2	0	1	0	9	24	5	2	6	.296
Feb 16	vs Penn State	35	6	10	4	2	0	0	12	7	0	2	0	0	0	0	1	12	27	6	2	9	.292
Feb 21	at Florida Atlantic	32	4	6	4	0	0	2	12	4	0	0	0	1	0	0	0	14	24	6	0	6	.268
Feb 22	at Florida Atlantic	43	17	19	17	2	1	4	35	5	0	1	1	0	0	1	0	7	24	9	2	5	.309
Feb 23	at Florida Atlantic	39	5	12	4	1	0	2	19	2	0	0	0	1	0	0	2	6	30	6	0	7	.309
Feb 28	at USC	33	5	8	4	1	0	0	9	4	0	0	0	0	0	1	1	10	24	5	0	6	.300
Mar 01	at UCLA	33	6	11	6	1	0	2	18	3	0	2	1	0	0	2	2	6	24	9	1	5	.304
Mar 02	vs Vanderbilt	33	6	7	5	1	0	3	17	4	0	1	0	0	0	0	0	12	27	9	3	4	.295
Mar 07	at Miami	35	7	8	7	1	0	1	12	6	0	1	0	2	0	0	0	10	27	10	0	9	.288
Mar 08	at Miami	36	12	11	9	3	0	0	14	6	0	3	2	1	0	0	0	9	27	11	0	4	.290
Mar 09	at Miami	36	11	11	10	1	0	3	21	5	0	4	1	1	0	2	0	9	24	8	1	6	.291
Mar 11	LIU	26	11	10	11	0	0	2	16	7	0	2	0	3	0	1	1	0	21	6	0	8	.296
Mar 14	at Campbell	34	6	8	5	1	0	0	9	2	0	1	0	1	1	0	0	10	27	10	1	5	.292
Mar 15	at Campbell	34	6	6	4	1	1	0	9	6	2	5	2	2	2	0	0	9	28	7	4	8	.285
Mar 15	at Campbell	29	5	5	4	0	0	0	5	6	0	0	1	1	1	0	0	9	24	6	2	5	.279
Mar 18	at Duke	32	2	4	2	1	0	0	5	2	0	1	0	3	0	0	0	8	24	6	1	8	.270
Mar 19	at North Carolina	30	5	8	5	0	0	0	8	8	0	1	2	2	0	2	0	7	27	14	0	10	.270
Mar 21	at UNC GREENSBORO	33	3	8	2	1	0	0	9	2	0	4	1	0	1	0	0	10	27	11	0	6	.269
Mar 22	at UNC GREENSBORO	37	5	12	5	1	1	2	21	2	0	2	2	1	1	0	0	13	27	4	1	9	.272
Mar 23	at UNC GREENSBORO	36	6	12	6	3	0	0	15	3	0	3	1	1	0	0	1	9	27	9	0	7	.275
Mar 25	BOSTON COLLEGE	31	6	10	4	3	1	1	18	2	0	0	0	1	0	1	2	6	24	9	4	5	.277
Mar 26	at Northeastern	28	0	1	0	1	0	0	2	0	0	0	0	0	0	0	0	1	24	2	1	1	.268
*Mar 28	at Xavier	34	6	6	5	1	0	2	13	4	0	0	0	1	0	1	0	9	24	5	0	7	.264
*Mar 29	at Xavier	32	9	10	9	1	0	2	17	3	0	6	0	4	1	2	0	3	27	7	1	6	.266
*Mar 29	at Xavier	39	7	14	7	2	0	1	19	1	0	1	0	1	0	0	0	4	24	8	1	7	.270
April 1	QUINNIPIAC	36	9	16	8	1	0	0	17	9	0	10	1	2	1	2	0	5	27	9	0	17	.277
*Apr 04	at Creighton	39	8	12	6	2	1	1	19	8	0	3	1	1	0	0	0	10	27	8	0	13	.278
*Apr 05	at Creighton	31	2	4	2	1	0	0	5	4	0	2	0	4	0	0	0	10	24	7	2	10	.274
*Apr 06	at Creighton	32	7	5	7	1	0	2	12	7	0	1	1	0	0	0	1	10	24	10	1	5	.270
Apr 09	HOFSTRA	34	12	11	11	4	1	0	17	10	0	5	0	2	0	0	1	3	27	11	2	10	.272
*Apr 11	GEORGETOWN	28	4	6	4	0	0	2	12	7	0	0	1	1	0	0	1	6	27	5	1	8	.270
*Apr 11	GEORGETOWN	35	10	13	10	3	0	0	16	5	0	3	0	3	1	0	1	5	27	5	2	10	.273
*Apr 13	GEORGETOWN	31	8	11	8	2	1	1	18	3	0	6	0	0	0	2	1	6	27	5	1	4	.276
Apr 15	at Boston College	36	21	17	21	3	0	3	29	7	0	2	1	6	0	1	0	3	21	1	1	8	.281
*Apr 17	SETON HALL	30	5	8	5	3	0	3	20	2	0	0	0	1	0	0	2	7	27	8	1	4	.281
*Apr 18	SETON HALL	39	5	15	5	3	0	1	21	4	0	6	1	3	0	0	1	12	30	8	0	14	.284
*Apr 19	SETON HALL	35	8	10	8	2	0	3	21	2	0	9	0	0	0	0	0	7	27	10	1	5	.284
Apr 22	vs Massachusetts	30	12	14	9	2	1	4	30	6	0	3	2	4	1	0	0	4	21	3	0	9	.289
Apr 23	ARMY	33	12	11	10	1	0	2	18	5	1	5	1	1	0	1	0	8	27	4	2	4	.290
*Apr 25	at St. John's	45	13	20	13	5	0	3	34	2	0	2	0	2	3	0	0	3	27	9	0	12	.295
*Apr 25	at St. John's	43	17	19	16	7	0	1	29	6	0	5	2	1	0	2	0	8	27	6	0	8	.299
*Apr 27	at St. John's	37	14	15	13	2	0	4	29	6	0	2	1	3	1	0	1	5	24	8	4	9	.302
Apr 29	RUTGERS	37	11	12	11	2	0	2	20	3	0	0	1	1	1	1	0	9	27	9	1	5	.302
Apr 30	RHODE ISLAND	25	16	8	14	2	0	3	19	11	0	3	1	5	0	1	0	6	21	6	2	7	.303
Totals		1537	363	465	331	78	8	63	748	206	3	112	30	71	15	24	20	339	1150	333	48	329	.303

UConn GBG Batting/Pitching

2025 UConn Baseball
Team Game-by-Game for UConn (as of Apr 30, 2025)
Pitching (All games)

Date	Opponent	ip	h	r	er	bb	so	2b	3b	hr	wp	bk	hbp	dp	ibb	score	w-l	sv	era
Feb 14	vs Stetson	8.0	7	10	10	8	4	2	0	1	0	0	3	1	0	6-10	0-1	0	11.25
Feb 15	vs Missouri	8.0	11	11	9	7	13	2	0	2	0	1	2	1	0	7-11	0-2	0	10.69
Feb 16	vs Penn State	9.0	8	7	2	7	9	2	0	2	3	0	1	0	0	6-7	0-3	0	7.56
Feb 21	at Florida Atlantic	8.0	10	5	5	5	9	3	0	1	1	0	1	0	0	4-5	0-4	0	7.09
Feb 22	at Florida Atlantic	8.0	24	25	20	9	8	5	0	4	1	0	2	1	0	17-25	0-5	0	10.10
Feb 23	at Florida Atlantic	10.0	7	3	3	3	9	0	0	1	0	0	2	1	0	5-3	1-5	0	8.65
Feb 28	at USC	8.0	13	8	8	5	14	2	0	3	2	0	0	1	0	5-8	1-6	0	8.69
Mar 01	at UCLA	8.0	10	8	5	4	5	0	2	1	0	0	1	0	2	6-8	1-7	0	8.33
Mar 02	vs Vanderbilt	9.0	8	2	0	3	10	2	0	0	0	0	0	2	0	6-2	2-7	0	7.34
Mar 07	at Miami	9.0	7	2	2	6	7	0	0	0	0	0	0	2	0	7-2	3-7	0	6.78
Mar 08	at Miami	9.0	11	8	8	3	7	1	0	3	0	0	0	1	0	12-8	4-7	0	6.89
Mar 09	at Miami	8.0	13	15	14	10	6	5	0	2	2	0	3	1	2	11-15	4-8	0	7.59
Mar 11	LIU	7.0	4	1	1	1	6	1	0	0	0	0	0	0	0	11-1	5-8	0	7.18
Mar 14	at Campbell	9.0	9	5	5	3	12	3	0	1	1	0	3	0	0	6-5	6-8	1	7.02
Mar 15	at Campbell	9.1	11	7	6	8	12	1	0	1	2	0	2	0	1	6-7	6-9	1	6.93
Mar 15	at Campbell	8.0	8	8	7	5	7	2	0	0	0	0	0	0	0	5-8	6-10	1	6.98
Mar 18	at Duke	8.0	13	12	11	9	5	1	0	2	0	0	1	0	0	2-12	6-11	1	7.28
Mar 19	at North Carolina	9.0	6	1	1	7	3	1	0	1	1	1	0	2	0	5-1	7-11	2	6.91
Mar 21	at UNC GREENSBORO	9.0	6	1	1	3	14	2	0	1	0	0	1	0	0	3-1	8-11	3	6.58
Mar 22	at UNC GREENSBORO	9.0	5	2	1	3	14	1	0	1	1	0	1	0	0	5-2	9-11	4	6.29
Mar 23	at UNC GREENSBORO	9.0	7	4	4	3	14	0	0	1	2	0	1	1	0	6-4	10-11	5	6.17
Mar 25	BOSTON COLLEGE	8.0	20	18	14	7	6	0	0	5	4	0	0	1	0	6-18	10-12	5	6.58
Mar 26	at Northeastern	8.0	9	3	1	3	14	1	0	0	0	0	1	0	0	0-3	10-13	5	6.36
*Mar 28	at Xavier	8.0	10	8	8	3	9	2	0	2	0	0	2	0	0	6-8	10-14	5	6.46
*Mar 29	at Xavier	9.0	11	4	3	5	9	1	0	1	2	0	0	0	0	9-4	11-14	6	6.32
*Mar 29	at Xavier	8.0	12	10	10	6	7	2	1	2	1	0	0	0	0	7-10	11-15	6	6.49
April 1	QUINNIPIAC	9.0	10	3	3	7	5	0	0	1	0	0	1	1	0	9-3	12-15	6	6.36
*Apr 04	at Creighton	9.0	10	7	7	8	8	4	0	0	0	0	3	0	0	8-7	13-15	7	6.38
*Apr 05	at Creighton	8.0	18	14	12	4	6	3	0	0	2	0	3	0	0	2-14	13-16	7	6.61
*Apr 06	at Creighton	8.0	10	11	11	11	8	2	0	0	2	0	5	1	1	7-11	13-17	7	6.79
Apr 09	HOFSTRA	9.0	5	4	3	4	11	1	0	1	2	0	1	0	0	12-4	14-17	7	6.66
*Apr 11	GEORGETOWN	9.0	5	2	1	4	9	0	0	0	0	0	0	2	0	4-2	15-17	8	6.48
*Apr 11	GEORGETOWN	9.0	6	3	2	4	14	2	0	0	0	0	0	0	0	10-3	16-17	9	6.33
*Apr 13	GEORGETOWN	9.0	4	3	2	1	15	2	0	1	0	0	1	1	0	8-3	17-17	10	6.20
Apr 15	at Boston College	7.0	9	9	8	3	6	2	1	1	3	0	2	0	0	21-9	18-17	10	6.30
*Apr 17	SETON HALL	9.0	8	3	2	4	14	0	1	0	0	0	2	0	0	5-3	19-17	11	6.17
*Apr 18	SETON HALL	10.0	8	4	4	5	14	2	0	2	1	0	1	0	0	5-4	20-17	11	6.09
*Apr 19	SETON HALL	9.0	9	6	4	10	10	1	0	2	2	0	1	0	0	8-6	21-17	12	6.03
Apr 22	vs Massachusetts	7.0	6	2	1	2	11	2	0	1	1	0	2	0	0	12-2	22-17	12	5.93
Apr 23	ARMY	9.0	10	5	4	2	11	0	1	2	1	0	2	0	0	12-5	23-17	12	5.88
*Apr 25	at St. John's	9.0	11	8	8	8	3	4	0	0	0	0	0	2	0	13-8	24-17	12	5.93
*Apr 25	at St. John's	9.0	11	6	6	4	10	3	1	1	1	0	1	1	0	17-6	25-17	12	5.94
*Apr 27	at St. John's	8.0	3	3	1	3	8	1	0	1	0	0	2	0	0	14-3	26-17	12	5.83
Apr 29	RUTGERS	9.0	12	13	10	4	5	2	0	2	0	0	1	0	0	11-13	26-18	12	5.93
Apr 30	RHODE ISLAND	7.0	8	6	6	2	9	1	0	1	1	0	2	0	0	16-6	27-18	12	5.96
Totals		383.1	423	300	254	226	410	74	7	54	39	2	57	23	6	363-300	27-18	12	5.96

Miscellaneous Stats

2025 UConn Baseball Miscellaneous Stats for UConn (as of Apr 30, 2025) (All games)

Multiple Hit Games	2	3	4	5+	Total
Minick, Tyler	13	5	-	1	19
Rispoli, Rob	14	4	-	-	18
Daniels, Ryan	6	6	1	-	13
Padilla, Bryan	11	1	-	-	12
Shpur, Caleb	6	5	-	1	12
Biller, Sam	10	1	-	-	11
MacArthur, Grant	7	4	-	-	11
Lane, Connor	6	4	-	-	10
Dougherty, Aidan	7	1	-	1	9
Root, Beau	2	3	1	-	6
Garbowski, Matt	2	1	-	-	3
Belisario, Anthony	3	-	-	-	3
Dalena, Maddix	1	1	-	-	2
TEAM	88	36	2	3	129

Multiple RBI Games	2	3	4	5+	Total
Daniels, Ryan	10	3	-	1	14
Minick, Tyler	4	3	4	1	12
Biller, Sam	3	4	2	-	9
Padilla, Bryan	6	1	2	-	9
Lane, Connor	5	2	-	1	8
Shpur, Caleb	7	-	-	-	7
Dougherty, Aidan	4	2	1	-	7
MacArthur, Grant	4	1	1	-	6
Root, Beau	4	1	-	-	5
Rispoli, Rob	4	-	-	-	4
Groen, Carter	-	1	-	-	1
Garbowski, Matt	1	-	-	-	1
Dalena, Maddix	1	-	-	-	1
TEAM	53	18	10	3	84

Hitting Streaks	Longest	Current
Rispoli, Rob	12	-
Minick, Tyler	10	10
Shpur, Caleb	9	9
Biller, Sam	8	8
Lane, Connor	7	1
Daniels, Ryan	7	2
Dougherty, Aidan	6	5
Groen, Carter	5	5
Padilla, Bryan	5	3
Root, Beau	5	-
MacArthur, Grant	4	-
Dalena, Maddix	3	-
Garbowski, Matt	3	-
Tirado, Gabriel	3	-
Belisario, Anthony	2	-

Reached Base Streaks	Longest	Current
Rispoli, Rob	20	-
MacArthur, Grant	17	1
Minick, Tyler	15	15
Dougherty, Aidan	14	14
Root, Beau	13	13
Shpur, Caleb	12	9
Biller, Sam	10	9
Padilla, Bryan	10	4
Daniels, Ryan	10	10
Lane, Connor	9	1
Groen, Carter	7	7
Garbowski, Matt	6	2
Tirado, Gabriel	5	-
Dalena, Maddix	5	-
Belisario, Anthony	3	-

Team Game Highs

Batting

At bats:	45	-	at St. John's (Apr 25, 2025)
Runs scored:	21	-	at Boston College (Apr 15, 2025)
Hits:	20	-	at St. John's (Apr 25, 2025)
RBIs:	21	-	at Boston College (Apr 15, 2025)
Doubles:	7	-	at St. John's (Apr 25, 2025)
Triples:	1	-	(8 times)
Home runs:	4	-	at Florida Atlantic (Feb 22, 2025)
	4	-	vs Massachusetts (Apr 22, 2025 at Hartford, Conn.)
	4	-	at St. John's (Apr 27, 2025)
Total bases:	35	-	at Florida Atlantic (Feb 22, 2025)
Walks:	11	-	vs Rhode Island (Apr 30, 2025)
Strikeouts:	14	-	at Florida Atlantic (Feb 21, 2025)
Sac hits:	3	-	at St. John's (Apr 25, 2025)
Sac flies:	2	-	(7 times)
Stolen bases:	10	-	vs Quinnipiac (April 1,2025)
Hit by pitch:	6	-	at Boston College (Apr 15, 2025)
Caught stealing:	2	-	(6 times)
Runners LOB:	17	-	vs Quinnipiac (April 1,2025)
Hit into DP:	2	-	(6 times)

Fielding

Putouts:	30	-	at Florida Atlantic (Feb 23, 2025)
	30	-	vs Seton Hall (Apr 18, 2025)
Assists:	14	-	at North Carolina (Mar 19, 2025)
Errors:	4	-	at Campbell (Mar 15, 2025)
	4	-	vs Boston College (Mar 25, 2025)
	4	-	at St. John's (Apr 27, 2025)
Passed balls:	1	-	vs Seton Hall (Apr 17, 2025)
	1	-	vs Massachusetts (Apr 22, 2025 at Hartford, Conn.)
DPs turned:	2	-	(5 times)

Pitching

Innings pitched:	10.0	-	at Florida Atlantic (Feb 23, 2025)
	10.0	-	vs Seton Hall (Apr 18, 2025)
Runs allowed:	25	-	at Florida Atlantic (Feb 22, 2025)
Earned runs:	20	-	at Florida Atlantic (Feb 22, 2025)
Walks allowed:	11	-	at Creighton (Apr 06, 2025)
Strikeouts:	15	-	vs Georgetown (Apr 13, 2025)
Hits allowed:	24	-	at Florida Atlantic (Feb 22, 2025)
Doubles allowed:	5	-	at Florida Atlantic (Feb 22, 2025)
	5	-	at Miami (Mar 09, 2025)
Triples allowed:	2	-	at UCLA (Mar 01, 2025)
Homers allowed:	5	-	vs Boston College (Mar 25, 2025)
Wild pitches:	4	-	vs Boston College (Mar 25, 2025)
Hit batters:	5	-	at Creighton (Apr 06, 2025)

Player Game Highs

At bats:	6	- (7 times)
Runs scored:	4	- (5 times)
Hits:	5	- Minick, Tyler at St. John's (Apr 25, 2025)
	5	- Shpur, Caleb at St. John's (Apr 25, 2025)
	5	- Dougherty, Aidan at St. John's (Apr 25, 2025)
RBIs:	6	- Daniels, Ryan vs Army (Apr 23, 2025)
Doubles:	4	- Dougherty, Aidan at St. John's (Apr 25, 2025)
Triples:	1	- (8 times)
Home runs:	2	- MacArthur, Grant at Miami (Mar 09, 2025)
	2	- Minick, Tyler vs Seton Hall (Apr 17, 2025)
	2	- Daniels, Ryan vs Army (Apr 23, 2025)
Total bases:	9	- MacArthur, Grant at Miami (Mar 09, 2025)
	9	- Dougherty, Aidan at St. John's (Apr 25, 2025)
Walks:	3	- MacArthur, Grant at Campbell (Mar 15, 2025)
	3	- MacArthur, Grant at Creighton (Apr 04, 2025)
	3	- Daniels, Ryan vs Rhode Island (Apr 30, 2025)
Strikeouts:	4	- Dalena, Maddix vs Stetson (Feb 14, 2025 at Caguas, Puerto Rico)
Sac hits:	1	- (15 times)
Sac flies:	2	- Daniels, Ryan at Xavier (Mar 29, 2025)
	2	- Lane, Connor at St. John's (Apr 25, 2025)
Stolen bases:	4	- Rispoli, Rob vs Seton Hall (Apr 19, 2025)
Hit by pitch:	2	- (6 times)
Caught stealing:	2	- Root, Beau at North Carolina (Mar 19, 2025)
Runners LOB:	6	- MacArthur, Grant at Miami (Mar 07, 2025)
	6	- MacArthur, Grant vs Georgetown (Apr 11, 2025)

Fielding

Putouts:	15	- MacArthur, Grant at North Carolina (Mar 19, 2025)
	15	- Lane, Connor at UNC GREENSBORO (Mar 21, 2025)
	15	- Garbowski, Matt vs Georgetown (Apr 13, 2025)
Assists:	7	- Rispoli, Rob vs Stetson (Feb 14, 2025 at Caguas, Puerto Rico)
Errors:	3	- Minick, Tyler at Campbell (Mar 15, 2025)
Passed balls:	1	- Garbowski, Matt vs Seton Hall (Apr 17, 2025)
	1	- Lane, Connor vs Massachusetts (Apr 22, 2025 at Hartford, Conn.)

Pitching

Innings pitched:	7.0	- (4 times)
Runs allowed:	9	- Cooke, Ian at Florida Atlantic (Feb 22, 2025)
Earned runs:	7	- Van Emon, Gabe at Duke (Mar 18, 2025)
	7	- Ellisen, Tommy at Creighton (Apr 05, 2025)
Walks allowed:	6	- West, Charlie vs Seton Hall (Apr 19, 2025)
Strikeouts:	10	- Pudvar, Oliver at UNC GREENSBORO (Mar 21, 2025)
	10	- West, Charlie vs Georgetown (Apr 13, 2025)
Hits allowed:	8	- (4 times)
Doubles allowed:	3	- Van Emon, Gabe at Miami (Mar 09, 2025)
	3	- Suchy, Cayden at Creighton (Apr 05, 2025)
	3	- Ellisen, Tommy at St. John's (Apr 25, 2025)
Triples allowed:	2	- Cooke, Ian at UCLA (Mar 01, 2025)

Head Coach Jim Penders



UConn '94, G'98
762-495-5 overall
22nd season

Jim Penders enters his 22nd season at the helm for the Huskies in 2025. A five-time conference Coach of the Year, Penders has overseen one of the most successful stretches in the 129-year history of UConn baseball. Penders has worked with the University of Connecticut baseball program in 33 of the last 35 years, being associated with the Huskies as a student-athlete, an assistant coach and now head coach. The Huskies have the longest tenured coaching staff in Division I baseball.

Overall in his tenure, Penders holds a 762-495-5 record. On May 16, 2019, Penders surpassed his mentor, Andy Baylock, for most wins in UConn history by securing his 557th victory in a 8-5 win at Tulane. He has led the Huskies to nine NCAA Tournament appearances, and two Super Regional appearances in 2011 & 2022. UConn has also won a regular season or conference title eight times with Penders in the dugout and hosted the 2010 Norwich Regional. Under his watch, 17 Huskies have earned All-America honors, most recently David Smith in 2020.

In 21 seasons as head coach for the Huskies, Penders has had a total of 75 players either drafted or signed by professional baseball clubs. During the 2015 MLB season a program-record five former Huskies played in the big leagues: Nick Ahmed ('11) of the Diamondbacks, Matt Barnes ('11) of the Red Sox, Scott Oberg ('12) of the Rockies, Mike Olt ('11) of the Cubs and George Springer ('11) of the Astros. The feat occurred again in 2018 with Ahmed, Barnes, Oberg and Springer joined by former teammate John Andreoli ('11) who was called up by the Seattle Mariners on May 23, 2018. Anthony Kay made his MLB Debut on Sept. 7, 2019 for the Toronto Blue Jays.

Ben Casparius became the seventh former player under Penders to make his Major League debut on August 31, 2024.

Penders has led his squad to 30 or more wins in 17 of his 20 years at Connecticut (2020 season shortened due to Covid-19). In 2023, the Huskies captured 44 wins to notch back-to-back 40 wins seasons for the first time since 2010 and 2011. The 94 combined wins between 2022 and 2023 are the most in back-to-back years in program history. The Huskies won their third-straight BIG EAST regular season title and earned their sixth-ever at-large bid to reach their fifth-straight NCAA Tournament.

The Huskies advanced to their third Super Regional and second in three seasons by winning the 2024 NCAA Norman Regional. Ian Cooke won BIG EAST Pitcher of the Year honors while eight total Huskies earned All-BIG EAST honors en route to the fourth-straight BIG EAST regular season title. The Huskies earned an at-large bid to the NCAA Tournament to extend their streak to six-straight seasons with a berth to NCAA Regionals.

Penders won his 700th game in the NCAA Gainesville Regional with a victory against Florida A&M on June 3, 2023. Penders earned NEIBA Coach of the Year for the fifth time in his career, leading the Huskies to the highest ranking while he has been at the helm at No. 9 in the country (D1Baseball.com). The Huskies were in the major polls for 10 weeks during the season and took home NEIBA Team of the Year, the ninth time the Huskies have earned that honor under Penders. Dominic Freeberger earned BIG EAST Player of the Year honors while seven Huskies earned All-BIG EAST honors.

Season	Record	Pct.	League	Record	Finish	Result
2004	26-29-1	.473	Big East	9-17	9th (I)	
2005	24-22-0	.522	Big East	11-12	6th	
2006	39-18-1	.681	Big East	18-6-1	2nd	
2007	34-27	.557	Big East	10-14	8th	
2008	27-28	.491	Big East	11-16	9th (I)	
2009	36-24	.600	Big East	14-13	6th	
2010	48-16	.750	Big East	20-6	2nd	NCAA - At-Large (Norwich Regional)
2011	45-20-1	.689	Big East	22-5	1st	NCAA - At Large (Clemson Regional/ Columbia Super Regional)
2012	31-27-1	.534	Big East	16-11	5th (I)	
2013	35-28	.556	Big East	9-15	8th	NCAA - Big East Tournament Champion (Blacksburg Regional)
2014	27-31	.466	American	9-14	6th (I)	
2015	35-25	.583	American	11-13	6th	
2016	37-23	.617	American	14-9	3rd	NCAA - American Tournament Champions (Gainesville Regional)
2017	33-25	.569	American	14-10	3rd (I)	
2018	37-22-1	.625	American	14-10	3rd (I)	NCAA - At-Large (Conway Regional)
2019	39-25	.609	American	12-12	4th (I)	NCAA - At-Large (Oklahoma City Regional)
2020	8-5	.615	American	0-0		Season Canceled due to Covid-19
2021	34-19	.641	Big East	13-4	1st	NCAA - BIG EAST Tournament Champions(South Bend Regional)
2022	50-16	.822	BIG EAST	16-5	1st	NCAA - BIG EAST Tournament Champions (College Park Regional/ Stanford Super Regional)
2023	44-17	.786	BIG EAST	15-5	1st	NCAA- At-Large (Gainesville Regional)
2024	35-26	.573	BIG EAST	17-4	1st	NCAA - At-Large (Norman Regional/Tallahassee Super Regional)
2025	27-18	.600	BIG EAST	11-4		
Totals	762-495-5 (.602)			268-200-1 (.561)		

American Coach of the Year
American Tournament Champions
BIG EAST Coach of the Year
BIG EAST Regular Season Champions
BIG EAST Tournament Championship
ABCA/Diamond Northeast Region Coach of the Year
NEIBA Coach of the Year
ECAC Coach of the Year
NCAA Tournament Appearances
NEIBA Team of the Year
Years Huskies Were Ranked
Against Ranked Opponents,
vs. Top 25: 62-81-1
vs. Top-5 - 5-9
vs. No. 1 - 2-3

2016
2016
2006, 2010, 2011, 2021
2011, 2021, 2022, 2023, 2024
2013, 2021, 2022
2010, 2011, 2019, 2022
2006, 2010, 2015, 2022, 2023
2010
2010, '11, '13, '16, '18, '19, '21, '22, '23, '24
2006, 2010, 2011, 2017, 2018, 2019, 2022, 2023
2010, 2011, 2017, 2018, 2019, 2022, 2023, 2024

Head Coach Jim Penders

ALL-BIG EAST accolades.

In 2022, the Huskies set a program record and New England record with 50 wins on the season. UConn won the NCAA College Park Regional and advanced to its second Super Regional. The Huskies beat No. 2 Stanford in Game 1 of the Super Regionals to grab their first-ever win in Supers. For the second-straight season, the Huskies swept the BIG EAST regular season and tournament titles. It was the fourth-straight NCAA Tournament for the Huskies and eighth under Penders. Penders earned ABCA/Rawlings Northeast Coach of the Year for the fourth time in his career and also captured NEIBA Coach of the Year

In 2021, Penders led the Huskies to a BIG EAST regular season and conference tournament championship for the first time in program history, advancing to play in the 2021 NCAA South Bend Regional. Penders and his staff took home 2021 BIG EAST coaching staff of the year honors while Kyle Fedko captured BIG EAST Player of the Year

In 2019, Penders led the Huskies to its fifth at-large bid to the NCAA Tournament and earned the No. 2 seed in the Oklahoma City Regional. The Huskies won three games in the tournament, most since 2011, to reach its second-straight Regional Final. The Huskies finished with 39 wins, eclipsing the 35-win mark for the sixth time in the last 10 seasons. He was named ABCA/Diamond Northeast Coach of the Year.

In 2018, Penders led UConn to its fourth at-large bid to the NCAA Tournament in program history. The Huskies earned the No. 2 seed in the NCAA Conway Regional and reached the Regional Final by defeating LIU Brooklyn and host, Coastal Carolina.

Reggie Crawford earned an invite to play for the USA Collegiate National Team in 2021, becoming the fourth Husky in the past six seasons to receive the honor. Penders has had seven players don the stars and stripes (Matt Barnes, Tim Cate, Mason Feole, Anthony Kay, L.J. Mazzilli and George Springer).

Penders led the Huskies to their first-ever American Athletic Conference crown in 2016, finishing with a 38-25 overall record en route to their fourth NCAA Tournament appearance in the last seven seasons. Four Huskies were drafted in the 2016 MLB Draft, including Kay, who went 31st overall to the New York Mets.

Penders earned NEIBA New England Coach of the Year honors in 2015 as his squad went 35-25 and reached the semifinal round of the 2015 American Baseball Championship. Seven Huskies earned All-Conference accolades following the season, including American Athletic Conference Pitcher of the Year Carson Cross. Along with Siena, the NEIBA New England Player of the Year, Cross was named an ABCA/Rawlings Third-Team All-American following the season and also received All-America laurels from Louisville Slugger. Willy Yahn became UConn's first Freshman All-American since 2009 following the season with a Louisville Slugger nod.

In 2014, UConn struggled with injuries and youth and finished the year with a 27-31 record. Bobby Melley was named NEIBA New England Player of the Year and was one of three All-Conference first team members.

In 2013, the Huskies claimed their final BIG EAST Championship, defeating Notre Dame, 8-1, in Clearwater, Fla. UConn advanced to play in the NCAA tournament for the third time in the past four years. The BIG EAST title was the third in UConn history joining the 1990 and '94 teams. UConn defeated No. 1 seed Virginia Tech in its first game of the 2013 NCAA Regional hosted in Blacksburg, Va., before falling to Oklahoma and the Hokies in consecutive games. The Huskies finished the season with a 35-28 record.

In 2011, Penders guided the Huskies to the program's first regular-season BIG EAST championship title and first appearance in the NCAA Super Regionals. UConn finished the season with a 22-5 mark in conference play, and ended the year with a 45-20-1 overall record. Following their program-best 22 wins in conference play in 2011, the Huskies earned a bid to the NCAA Tournament for the 17th time, including their second straight appearance. As the No. 2 seed in the Clemson Regional, UConn went 4-1 while eliminating all three opponents from NCAA Tournament play, including No. 1 seed Clemson.

During 2011, Penders coached 11 student-athletes to BIG EAST post season honors, including Pitcher of the Year Matt Barnes and Player of the Year George Springer. Three Huskies also earned All-America status under Penders that season, as Barnes and Springer were named first team All-Americans and Kevin Vance was named a second team All-American.

In the 2011 Major League Baseball Amateur Draft, a program-best 10 Huskies were selected. George Springer (11th overall), and Matt Barnes (19th overall) were first-round selections of the Houston Astros and Boston Red Sox respectively. Joining the two first-rounders were Nick Ahmed (2nd round pick of the Braves), John Andreoli (17th round pick of the Cubs), Greg Nappo (18th round pick of the Marlins), Kevin Vance (19th round pick of the White Sox), Mike Nemeth (21st round pick of the Brewers), Dave Fischer (30th round pick of the Giants), Doug Elliot (35th round pick of the Brewers), and Elliot Glynn (39th round pick of the Brewers).

The 2010 season was one of the most successful seasons in program history, as Penders guided the Huskies to a program-best 48 wins.

After being nationally ranked for the first time since 1979, UConn earned an NCAA Tournament berth for the first time since 1994 and hosted the Norwich Regional at Dodd Stadium in Norwich, Conn. Along with the team success, including a UConn-best 22-game win streak, Penders earned multiple coaching accolades as he was named BIG EAST, ECAC, and NEIBA Coach of the Year. He was also named the ABCA/Diamond Northeast Coach of the Year.

In 2009, Penders led the Huskies to a 36-24 overall record and an appearance in the BIG EAST Championship final against Louisville. Under Penders' guidance, George Springer became UConn's first-ever BIG EAST Rookie of the Year following the 2009 season.

During 2007, Penders and the Huskies earned a spot in the BIG EAST Championship game after battling their way through the BIG EAST Tournament by upsetting three higher-seeded teams. UConn's appearance in the title game as the eighth-seed marked the lowest seed in BIG EAST Tournament history to reach the final game.

After the 2006 season, a year in which the Huskies went 39-18-1, Penders led his program to a second place finish in the BIG EAST and earned BIG EAST Coach of the Year, and NEIBA Coach of the Year honors, while his team was named the NEIBA Team of the Year.

In July of 2003, Penders became just the fifth head coach in the program's history since 1924 joining Sumner Dole (1924-35), J.O. Christian (1936-61), Larry Panciera (1962-79) and Andy Baylock (1980-98).

Penders was an assistant coach for the Huskies for seven years from 1997-2003 as UConn posted winning seasons in each of those campaigns. As an assistant coach, Penders coordinated the Huskies recruiting of student-athletes, served as a hitting coach and worked with the catchers and outfielders.

A standout on the baseball field for Connecticut during his undergraduate career, Penders was a four-year letter winner as a Husky. He was co-captain of the 1994 UConn squad that won the BIG EAST Conference tournament, and the Huskies advanced to the NCAA Championship in both his junior and senior years. He hit .354 with seven home runs and 46 runs batted in as a senior in 1994. He earned First Team All-Northeast, All-New England and All-BIG EAST honors in his senior year as a catcher.

During his UConn career, the Huskies played in the Championship game of the BIG EAST Tournament three times. Penders helped the Huskies to 99 wins over his four seasons, including a 30-18 record in 1994. He also excelled in the classroom as a three-time BIG EAST Academic All-Star. Penders was a four-year member of the UConn Captains' Council and served as that group's president during his senior year.

Penders graduated from UConn in 1994 with a degree in political science and added a master's degree from UConn in 1998 from the School of Education.

The connection between the Penders family and UConn athletics runs deep. Penders' father, Jim, and uncle, Tom, both graduated from UConn and played on the Huskies' 1965 College World Series team. Jim is a 1966 UConn graduate and recently retired as the baseball coach at East Catholic High School. He won 600 games in 43 seasons and coached his three sons. He was an infielder for the Huskies and had a career batting average of .279, including a .323 mark his senior year. He was a captain of the '65 squad and the only player to hit over .300 for the Huskies that season. Jim has won four Connecticut high school state championships at East Catholic and was named the national high school coach of the year in 1996. In the summer of 2008 he was inducted into the National High School Coaches Association Hall of Fame, and in June of 2009, the baseball field at East Catholic was named in his honor.

Tom, a 1967 UConn graduate, was the head men's basketball coach at Tufts (1971-74), Columbia (1974-78), Fordham (1978-86), Rhode Island (1986-88), Texas (1988-89), George Washington (1998-2000) and Houston (2004-10). Tom was a two-sport star at UConn in baseball and basketball as he played in two NCAA tournaments (1965 and 1967) and the 1965 College World Series. Penders' extended family also includes a prominent former Husky. His former classmate, teammate, battery-mate and 1994 Lawrence R. Panceri Most Valuable Player, Aaron Quinn, is now his brother-in-law. Quinn pitched for the Huskies from 1991-94 and married Penders' sister-in-law, Courtney in 1999. Penders' younger brother Rob is the head coach of Division II St. Edward's University of Austin, Texas. His grandfather Jim was the longtime baseball coach at Stratford (Conn.) High School from 1931-68 and won four state championships, a record matched by Penders' father at East Catholic. He was also the head of the physical education department and the town's recreation director. The Stratford High School baseball and football complex is named in his honor.

A native of Vernon, Conn., Penders was an all-state performer in baseball at East Catholic High School and served as his senior class president. In 2011, he was inducted into the ECHS Hall of Fame.

A daily runner, Penders completed his first marathon in Philadelphia in November 2011. Penders resides in Old Wethersfield, Conn. with his three children - a daughter, Tess Avery, and sons, James Henry "Hank", and Charles Edward "Charlie".

UConn Baseball | Five-Time CWS Participant | 25 NCAA Tournament Appearances | 28 Conference Titles

Elliot Ballpark



Facts & Figures

Name: Elliot Ballpark

Year: 2021

Capacity: 1,351

Playing Surface: AstroTurf OPS

Field Dimesions:

LF: 330 ft, **LCF:** 380 ft

CF: 400 ft, **RCF:** 372 ft

RF: 330 ft

First Game: vs. CCSU, March 23, 2021 (2-0 UConn)



Records and Accomplishments

First Win: 2-0, vs. Central Connecticut State, March 23, 2021

First Pitch (Pitcher/Batter): Pat Gallagher facing TJ Wainwright

First Strikeout: Pat Gallagher against TJ Wainwright

First Hit: Buddy DeWaine, CCSU (Single, T1)

First UConn Hit: Erik Stock (Single, B4)

First Game With Lights: vs. URI, March 27, 2021 (Game 2 DH)

First Official Night Game: Georgetown, April 9, 2021

First Shutout: 2-0 vs. Central Connecticut State, March 23, 2021

Last Shutout: 1-0 vs. Xavier, (4/7/2024)

First Four-Game Series Sweep: vs. Seton Hall (May 20-22, 2021)

First Three-Game Sweep: vs. UMass (April 2-3, 2021)

First Walk-Off: Pat Winkel Solo Homer, 13th inning, vs. URI (3/27/21)

First Home Run: Xavier Vargas, URI (T5), March 26, 2021

First UConn Home Run: Kyler Fedko, URI (B5), March 26, 2021

First Complete Game: Ben Casparius, Georgetown (7 Inn) (4/9/21)

First 9-Inning Complete Game: Pat Gallagher, St. John's (4/9/22)

Longest Home Win Streak: 17 game win streak (3/30/21 - 3/29/22)

Most Runs Scored (Game): 28, vs. UMass (4/19/2022)

Most Runs Scored in a Series (3-Game): 35, St. John's (4/8-4-10, 2022)

Most Runs Scored in a Series (4-Game): 48, Seton Hall (5/20-22/2021)

First Cycle: N/A

First No-Hitter: N/A

First Perfect Game: N/A

Longest Game (Inns): 13 innings, URI, March 27, 2021 (3-2 UConn)

Longest Game (Time): 3:40, vs. URI, March 27, 2021 (Game 2 of DH)

Most Home Runs in a Game (Player): 3, Maddix Dalena, vs. St. John's 4/12/24

Most Home Runs in a Game (Team): 5, twice, last Rutgers 3/26/23

Most Strikeouts (Player): Ben Casparius(15), Georgetown, 4/9/2021

Most Strikeouts (Team): 16, vs. St. John's, April 12, 2024

First Inside-the-Park-Homer: Zach Bushling, UMass, (4/3/21)

First Back-To-Back Homers: Z. Bushling-K. Fedko, UMass, (4/3/21)

First Back-To-Back-To-Back HR's: Bushling, K. Fedko, Crawford, UMass, (4/3/21)

Best Home Record Season: 16-1 (2021)

Most RBIs in a Game: Paul Tammamaro, 9, vs. St. John's (4/14/2024)

Five-Hit Game: T.C. Simmons, vs. CCSU (4/5/2022)

First Stolen Base: Zach Bushling (B3), stole 3B, CCSU (3/23/21)

First Run Scored: Kyler Fedko (B1), vs. CCSU, March 23, 2021

First Grand Slam: Pat Winkel, vs. Seton Hall, 5/21/2021

Attendance Records

1. 1527 vs. Villanova (4/28/24)

1. 1508 vs. Seton Hal (5/7/23)

2. 1,445 vs. Seton Hall (5/22/21)

3. 1,308 vs. Xavier (5/15/22)

4. 1,175 vs Rutgers (3/26/23)

5. 1,131 vs. Seton Hall (5/21/21)

6. 1,094 vs. Seton Hall (5/20/21)

All-Time Elliot Ballpark Record

2021: 16-1

2022: 18-4

2023: 16-4

2024: 16-5

2025: 11-2

Overall Record: 77-16

Season Statistics

Record: 27-18 Home: 11-2 Away: 14-13 Neutral: 2-3 Conference: 11-4

Player	avg	gp-gs	ab	r	h	2b	3b	hr	rbi	tb	slg%	bb	hp	so	gdp	ob%	sf	sh	sb-att	po	a	e	fld%
Minick, Tyler	.372	40-39	156	45	58	8	1	16	54	116	.744	21	3	31	3	.448	3	0	13-15	77	30	8	.930
Daniels, Ryan	.352	40-39	142	48	50	12	2	10	46	96	.676	29	6	27	1	.475	2	0	10-13	55	60	3	.975
Rispoli, Rob	.329	43-41	158	44	52	3	1	4	21	69	.437	30	14	40	1	.473	1	2	15-19	43	80	5	.961
Dougherty, Aidan	.327	37-30	113	24	37	10	0	1	25	50	.442	12	6	14	1	.414	2	2	9-14	56	2	0	1.000
Root, Beau	.315	29-21	89	22	28	1	0	3	18	38	.427	9	5	21	1	.404	1	2	4-6	8	0	0	1.000
Shpur, Caleb	.306	44-44	180	44	55	7	3	3	24	77	.428	15	3	27	2	.367	1	4	33-38	127	1	0	1.000
Lane, Connor	.299	31-24	97	18	29	8	1	5	27	54	.557	6	0	26	2	.330	3	1	1-1	235	16	5	.980
MacArthur, Grant	.287	43-40	143	30	41	8	0	5	28	64	.448	26	10	35	1	.423	3	0	2-4	166	3	4	.977
Padilla, Bryan	.270	42-41	141	29	38	6	0	5	31	59	.418	21	5	30	3	.379	2	1	4-6	39	74	11	.911
Biller, Sam	.269	44-39	145	33	39	8	0	8	37	71	.490	16	14	29	1	.390	2	1	18-22	69	3	2	.973
Garbowski, Matt	.230	23-21	61	9	14	2	0	0	5	16	.262	11	1	13	2	.351	1	2	2-2	174	13	1	.995
Belisario, Anthony	.205	24-9	44	8	9	1	0	1	2	13	.295	3	1	16	0	.271	0	0	1-2	30	2	0	1.000
Dalena, Maddix	.176	11-8	34	4	6	2	0	0	4	8	.235	1	2	16	1	.237	1	0	0-0	53	3	0	1.000

Groen, Carter	.313	7-5	16	3	5	1	0	1	5	9	.563	3	1	5	1	.409	2	0	0-0	12	0	1	.923
Tirado, Gabriel	.222	10-4	18	2	4	1	0	1	4	8	.444	3	0	9	0	.333	0	0	0-0	0	0	0	.000
Totals	.303	45	1537	363	465	78	8	63	331	748	.487	206	71	339	20	.404	24	15	112-142	1150	333	48	.969
Opponents	.276	45	1532	300	423	74	7	54	282	673	.439	226	57	410	19	.385	19	17	68-80	1161	429	53	.968

LOB - Team (329), Opp (401). DPs turned - Team (23), Opp (24). IBB - Team (3), MACARTHUR 2, DANIELS 1, Opp (6). Picked off - DOUGHERTY 2, RISPOLI 2, ROOT 1, TIRADO 1, BILLER 1, DANIELS 1.

(All games Sorted by Earned run avg)

Player	era	w-l	app	gs	cg	sho	sv	ip	h	r	er	bb	so	2b	3b	hr	b/avg	wp	hp	bk	sfa	sha
Aftim, Brady	1.35	1-1	16	0	0	0/0	8	26.2	22	7	4	12	41	7	0	2	.212	2	2	0	0	1
West, Charlie	3.07	3-0	11	4	0	0/0	0	29.1	17	16	10	21	35	4	0	1	.162	5	3	0	2	3
Finn, Sean	3.28	5-1	16	4	0	0/0	0	24.2	20	11	9	13	37	0	0	2	.217	3	1	0	0	0
Pudvar, Oliver	3.51	4-1	10	8	0	0/0	0	51.1	44	21	20	26	52	8	0	5	.233	0	6	0	0	3
Shaw III, Greg	4.87	3-0	21	1	0	0/0	1	40.2	38	23	22	18	34	9	1	5	.248	0	5	0	2	1
Suchy, Cayden	5.93	3-4	9	4	0	0/0	0	30.1	34	25	20	16	30	7	0	2	.276	5	2	0	1	1
Caruso, JT	6.23	1-0	12	0	0	0/0	0	8.2	8	6	6	7	9	0	0	1	.242	0	1	0	0	0
Abbadessa, Jude	6.46	0-0	16	3	0	0/0	0	15.1	22	11	11	7	8	2	0	3	.324	1	4	0	0	1
Cooke, Ian	6.75	2-4	15	4	0	0/0	3	41.1	57	39	31	16	61	9	3	8	.318	2	6	0	1	1
Ellisen, Tommy	7.27	3-3	12	10	0	0/0	0	43.1	58	43	35	24	44	9	2	7	.310	7	6	0	2	2
Alejandro, Hector	7.50	0-0	6	0	0	0/0	0	6.0	7	6	5	5	4	2	1	1	.304	5	2	0	2	0
Hutchinson, Sam	8.31	0-1	15	0	0	0/0	0	17.1	20	16	16	11	15	3	0	2	.290	0	6	1	0	0
Galusha, Thomas	9.53	1-0	7	1	0	0/0	0	5.2	7	6	6	10	6	0	0	3	.304	0	1	0	1	0
Van Emon, Gabe	9.77	0-1	9	3	0	0/0	0	15.2	22	19	17	17	8	5	0	3	.344	2	6	0	3	0
Peters, Kyle	11.00	0-0	7	1	0	0/0	0	9.0	14	14	11	5	9	4	0	4	.350	0	2	0	0	0
Spirito IV, Frank	13.50	0-1	5	0	0	0/0	0	4.2	7	9	7	0	2	1	0	2	.333	1	2	0	0	1
Hamberger, Evan	14.00	1-1	9	1	0	0/0	0	9.0	18	16	14	9	9	4	0	2	.450	2	1	1	4	2
Conte, Giovanni	18.00	0-0	1	1	0	0/0	0	1.0	1	2	2	1	1	0	0	0	.333	0	1	0	0	1
Wolff, Devin	19.29	0-0	3	0	0	0/0	0	2.1	4	6	5	6	3	0	0	1	.400	3	0	0	1	0
Mayer, Cameron	27.00	0-0	1	0	0	0/0	0	1.0	3	4	3	2	2	0	0	0	.500	1	0	0	0	0
Totals	5.96	27-18	45	45	0	0/0	12	383.1	423	300	254	226	410	74	7	54	.276	39	57	2	19	17
Opponents	7.51	18-27	45	45	1	1/0	9	387.0	465	363	323	206	339	78	8	63	.303	45	71	4	24	15

PB - Team (2), GARBOWSKI 1, LANE 1, Opp (8). Pickoffs - Team (4), PUDVAR 3, COOKE 1, Opp (8). SBA/ATT - LANE (40-46), GARBOWSKI (28-33), SHAW III (11-12), ELLISEN (10-10), SUCHY (8-9), PUDVAR (7-8), COOKE (6-7), WEST (5-6), HUTCHINSON (4-5), VAN EMON (2-4), PETERS (2-4), MAYER (3-3), AFTHIM (2-3), FINN (2-3), GALUSHA (2-2), CARUSO (1-1), HAMBERGER (1-1), ALEJANDRO (1-1), SPIRITO IV (1-1).

Conference Statistics

Record: 11-4 Home: 6-0 Away: 5-4 Conference: 11-4

Player	avg	gp-gs	ab	r	h	2b	3b	hr	rbi	tb	slg%	bb	hp	so	gdp	ob%	sf	sh	sb-att	po	a	e	fld%
Dougherty, Aidan	.410	10-9	39	9	16	7	0	1	11	26	.667	3	1	2	1	.455	1	0	4-5	19	1	0	1.000
Rispoli, Rob	.383	15-15	60	15	23	1	1	1	6	29	.483	11	6	15	1	.519	0	0	8-9	14	26	3	.930
Minick, Tyler	.367	15-15	60	20	22	2	0	8	20	48	.800	9	2	11	0	.458	1	0	8-9	53	7	2	.968
Padilla, Bryan	.360	14-14	50	11	18	4	0	3	14	31	.620	5	2	12	1	.439	0	1	1-1	21	24	4	.918
Shpur, Caleb	.344	15-15	64	16	22	5	0	1	8	30	.469	5	1	8	2	.400	0	2	12-13	38	1	0	1.000
Daniels, Ryan	.305	15-15	59	15	18	7	1	2	15	33	.559	8	3	10	1	.403	2	0	3-3	19	22	2	.953
MacArthur, Grant	.224	13-12	49	6	11	3	0	1	7	17	.347	6	1	10	0	.321	0	0	0-0	48	0	0	1.000
Biller, Sam	.213	14-14	47	11	10	1	0	4	15	23	.489	8	6	6	0	.387	1	0	6-9	26	1	0	1.000

Lane, Connor	.448	10-7	29	7	13	3	0	3	12	25	.862	1	0	8	0	.438	2	0	0-0	70	4	0	1.000
Root, Beau	.250	9-7	28	7	7	0	0	1	6	10	.357	5	3	6	1	.417	0	1	3-3	2	0	0	1.000
Garbowski, Matt	.222	9-8	27	3	6	2	0	0	3	8	.296	2	0	7	1	.276	0	2	1-1	75	5	1	.988
Tirado, Gabriel	.200	5-2	10	1	2	0	0	1	1	5	.500	1	0	4	0	.273	0	0	0-0	0	0	0	.000
Belisario, Anthony	.000	7-2	8	2	0	0	0	0	0	0	.000	0	0	6	0	.000	0	0	0-0	6	0	0	1.000
Totals	.317	15	530	123	168	35	2	26	118	285	.538	64	25	105	8	.411	7	6	46-53	393	109	15	.971
Opponents	.262	15	520	92	136	29	3	12	88	207	.398	80	21	144	6	.380	2	7	15-19	387	149	18	.968

LOB - Team (122), Opp (145). DPs turned - Team (7), Opp (11). IBB - Team (0), Opp (1). Picked off - RISPOLI 1.

(Conference games only Sorted by Earned run avg)

Player	era	w-l	app	gs	cg	sho	sv	ip	h	r	er	bb	so	2b	3b	hr	b/avg	wp	hp	bks	sfa	sha
Van Emon, Gabe	0.00	0-0	2	0	0	0/0	0	3.2	4	0	0	2	1	0	0	0	.286	0	3	0	0	0
Galusha, Thomas	0.00	0-0	1	0	0	0/0	0	0.2	0	0	0	0	1	0	0	0	.000	0	0	0	0	0
Alejandro, Hector	0.00	0-0	1	0	0	0/0	0	0.1	0	0	0	2	0	0	0	0	.000	0	0	0	0	0
Afthim, Brady	2.79	0-0	5	0	0	0/0	4	9.2	8	5	3	5	15	2	0	2	.205	1	2	0	0	0
Cooke, Ian	3.07	1-0	6	0	0	0/0	3	14.2	13	6	5	6	28	2	1	1	.236	1	1	0	0	0
Shaw III, Greg	4.09	1-0	5	0	0	0/0	0	11.0	9	5	5	7	9	3	0	2	.220	0	1	0	0	0
West, Charlie	4.42	2-0	5	3	0	0/0	0	18.1	10	12	9	13	20	4	0	1	.152	3	3	0	0	3
Pudvar, Oliver	4.63	1-1	4	4	0	0/0	0	23.1	22	13	12	13	18	3	0	1	.250	0	3	0	0	3
Finn, Sean	5.56	3-1	7	1	0	0/0	0	11.1	7	7	7	7	20	0	0	1	.171	1	0	0	0	0
Suchy, Cayden	6.75	1-1	2	2	0	0/0	0	6.2	14	8	5	4	5	4	0	0	.424	2	0	0	1	0
Ellisen, Tommy	8.18	2-1	5	4	0	0/0	0	22.0	29	21	20	11	21	8	2	2	.309	3	4	0	0	1
Hamberger, Evan	9.00	0-0	1	0	0	0/0	0	2.0	4	2	2	1	2	0	0	0	.444	0	1	0	1	0
Peters, Kyle	9.00	0-0	2	0	0	0/0	0	2.0	3	2	2	1	1	1	0	1	.333	0	0	0	0	0
Abbadessa, Jude	9.82	0-0	4	1	0	0/0	0	3.2	9	4	4	2	2	1	0	1	.450	0	2	0	0	0
Caruso, JT	27.00	0-0	3	0	0	0/0	0	1.0	2	3	3	3	0	0	0	0	.500	0	1	0	0	0
Hutchinson, Sam	54.00	0-0	2	0	0	0/0	0	0.2	2	4	4	3	1	1	0	0	.500	0	0	0	0	0
Totals	5.56	11-4	15	15	0	0/0	7	131.0	136	92	81	80	144	29	3	12	.262	11	21	0	2	7
Opponents	7.33	4-11	15	15	0	0/0	3	129.0	168	123	105	64	105	35	2	26	.317	10	25	1	7	6

PB - Team (1), GARBOWSKI 1, Opp (3). Pickoffs - Team (0), Opp (1). SBA/ATT - LANE (7-11), GARBOWSKI (8-8), ELLISEN (5-5), WEST (3-4), PUDVAR (2-2), SHAW III (2-2), SUCHY (1-2), COOKE (1-2), AFTHIM (0-1), FINN (1-1).

All-Time vs. Opponents

Team	Record	1st Meeting
Air Force	1-1	1999
Alcorn St.	1-0	2016
American	1-0	1963
American Int'l	12-7	1937
Amherst	1-4	1926
Appalachian State	0-2	1985
Arizona State	0-3	2004
Arkansas-Little Rock	1-0	2005
Armstrong Atlantic	0-1	2002
Army	3-7-1	1924
Auburn	1-3	2014
Austin Peay	1-0	2016
Bates	1-2	1922
Belmont	1-0	2005
Birmingham Southern	1-1	2003
Boston College	71-57	1909
Boston University	18-6	1923
Bowdoin	0-1	1928
Bowling Green	1-1	2005
Bradley	1-1	1987
Brandeis	1-0	1954
Bridgeport	2-0	1929
Bridgewater State	0-1	1953
Brooklyn College	1-1	1944
Brown	37-24-1	1920
Bryant	12-4-1	2009
Bucknell	2-1	2009
Butler	11-1	2004
BYU	1-2	2017
California	1-5	1998
Cal Baptist	2-1	2023
Cal. State-Fullerton	0-1	1979
Cal. State Northridge	3-3	2010
Cal Poly	1-1	2020
Campbell	1-2	2025
Catawba	0-1	1941
Centenary	2-1	2005
Central Connecticut	37-9	1987
Central Michigan	2-1	2005
Charlotte	3-4	1984
Chicago State	1-0	1991
Cincinnati	25-16	2006
Citadel	3-6	1999
CCNY	2-1	1916
Clark (MA)	9-3	1921
Clemson	2-0	2011
Coast Guard	20-1	1923
Coastal Carolina	3-3	2011
Colby	5-8-1	1915
College of Charleston	3-3	2011
Columbia	3-2	2002
Cornell	0-1	1977
Creighton	10-4	2021
C.W. Post	2-0	1987
Dartmouth	8-4	1958
Davidson	10-4	1959
Delaware	6-6-1	1984
Duke	3-2	1958
Duquesne	1-0	2006
East Carolina	14-40	1979
East Stroudsburg	1-0	1930
Eastern Illinois	0-1	1987
Eastern Kentucky	2-1	1984
Eckerd (FL)	0-3	1974
Elon	1-1	1988
Fairfield	60-15-1	1973
Fairleigh Dickinson	0-1	1984
Florida	0-7	1968
Florida A&M	1-0	2023
Florida Atlantic	6-6	2006
Florida Int'l	5-1	2015
Florida Southern	4-6	1967
Florida State	1-2	1957
Fordham	2-2	1991
Fullerton State	0-1	1979
Furman	1-0	2015
George Mason	10-7	1986
Georgetown	57-23	1985
Georgia	0-4	1990
Georgia State	1-0	2018
Georgia Tech	3-7	1994
Hampden-Sydney	0-1	1963
Hartford	42-16	1985
Harvard	5-7	1923
Hawaii	3-1	2023
Hofstra	4-0	2006
Holy Cross	43-20-2	1923
Houston	10-13	2014
Howard	1-0	1959
Illinois	2-1	2012
Illinois State	1-1	2004
Indiana	4-2	1998

Team	Record	1st Meeting
Indiana State	3-2	1961
Iona	4-1-1	1978
Iowa State	0-1	1957
Ithaca	3-0	1949
Jacksonville	1-2	2004
Kansas State	1-0	2023
Kennesaw State	2-2	2015
Kent State	2-1	2022
Lafayette	2-0	1965
Lamar	0-1	2006
La Salle	1-0	2014
Lehigh	2-3	1940
Lewis (IL)	0-1	1969
Liberty	4-4	1977
Lipscomb	4-3	2002
LIU	3-0	2018
Long Beach State	0-2	1994
Louisville	14-19	2006
Lynchburg (VA)	2-0	1963
Maine	62-51	1924
Manhattan	4-1	1921
Marist	5-0	1998
Marshall	0-1	2010
Maryland	6-4	1941
UMass Lowell	7-1	2015
Massachusetts	97-73-3	1900
Memphis	17-7	1999
Merrimack	1-0	2022
Methodist (NC)	2-0	1978
Miami (FL)	2-3	1970
Miami (OH)	0-1	2009
Michigan	5-3	1999
Michigan State	5-4	1970
Middlebury	5-2	1912
Minnesota	2-5	1996
Mississippi State	0-4	2003
Missouri	0-2	2008
Missouri St.	1-0	2016
Monmouth	1-0	2000
Mount St. Mary's	2-0	2005
Navy	6-1	1979
Nebraska	2-1	1979
New Hampshire	58-46-3	1911
New Orleans	3-4	2003
New York Tech	4-2	1912
New York University	0-2	1913
North Carolina	10-23	1958
North Carolina State	2-9	1974
N. Carolina Wesleyan	0-1	1958
North Florida	7-2	2004
Northeastern	60-23-1	1923
Northeastern Illinois	1-0	1992
Northern Iowa	0-1	1998
Northwestern	1-2	2000
Norwich	7-5	1927
Notre Dame	18-29-1	1996
Ohio State	6-10	1970
Oklahoma	3-2	2012
Oklahoma State	1-4	1992
Old Dominion	1-0	2002
Oregon	0-3	2010
Oregon State	1-1	2011
Pace	0-0-1	2004
Penn State	3-3	1959
Pennsylvania	1-0	2008
Pepperdine	2-1	2022
Pittsburgh	40-26	1990
Pratt	1-0	1930
Presbyterian	4-2	2013
Princeton	0-2	1946
Providence	50-48	1920
Purdue	0-5	1985
Quinnipiac	13-5	2001
Regis	0-1	1993
RPI	2-1	1927
Rhode Island	124-70-4	1896
Richmond	0-1	1989
Rider	2-0	1999
Rollins (FL)	3-0	1967
Rutgers	34-38	1946
St. Andrews	1-0	1989
St. Anselm	0-1	1911

Team	Record	1st Meeting
St. Francis (NY)	1-2	1982
St. John's	71-61	1975
St. Joseph's	3-1	2017
St. Leo's	6-3	1967
St. Michael's	1-0	1920
St. Peter's	1-0	2014
St. Stephenson	3-0	1924
Sacred Heart	18-3	2000
Saint Louis	0-1	1965
Sam Houston St.	3-3	2013
San Diego	3-1	2011
San Diego State	4-1	2011
Santa Clara	0-1	2017
SE Louisiana	2-2	2003
Seton Hall	52-48	1919
Siena	6-8-1	1980
South Alabama	1-6	1993
South Carolina	0-3	1985
Southern California	3-2	1972
Southern Mississippi	1-3	2011
Springfield	25-32-2	1905
Stanford	1-2	2022
Stetson	4-4	1967
Stevens Tech	0-1	1916
Stony Brook	1-1	2001
Syracuse	0-1	1922
Tampa	0-1	1969
Temple	4-6	1940
Tennessee	0-2	1996
Tennessee-Martin	1-0	2005
Tennessee Wesleyan	1-0	1993
Texas	2-4	1957
Texas A&M-C.C.	0-1	2011
Texas State	2-1	2018
Texas Tech	1-5	2013
Toledo	1-1	2006
Towson	1-0	1988
Trinity	20-10	1919
Troy	3-0	2000
Tufts	3-3	1923
Tulane	8-8	2015
UAB	2-2	2002
UC Davis	2-1	2017
UC Irvine	1-1	2011
UCF	13-8	2013
UCLA	1-1	2023
UCSB	0-6	2016
UC San Diego	2-1	2022
UMBC	4-0	1977
UNC-Greensboro	3-6	2001
UNC-Pembroke	4-0	1978
USC Upstate	1-0	2015
USF	31-34	1968
UTSA	1-2	2016
Vanderbilt	1-4	2000
VCU	0-1	1989
Vermont	40-22-1	1920
Villanova	46-26	1947
Virginia	3-6	1963
Virginia Tech	6-11	1976
VMI	2-0	1976
Wake Forest	5-7	1958
Washington	0-2	2018
Washington & Lee	3-0	1963
Washington State	0-1	1965
Wesleyan	32-27-1	1916
West Virginia	25-23	1996
Western Carolina	1-2	2007
Western Michigan	1-3	1959
Wichita State	8-2	2014
William & Mary	3-0	2015
Williams	2-6	1921
Wingate College	1-0	1990
Wisconsin	2-1	1988
WIT	2-3	1915
Worcester Poly	4-4	1907
Xavier	14-11	2011
Yale	43-21-1	1943
UMBC	3-0	2023

* 2025 Opponents In Bold

2025 FREQUENT FLYER MILES

Travel Log

2017: 29,924.9 miles
2018: 23,976.3 miles
2019: 29,686.6 miles
2020: 12,615 miles (Shortened Season)
2021: 15,693 miles
2022: 25,011 miles
2023: 31,000.9 miles
2024: 27,095.3 miles

So. Cal Classic (Los Angeles, LA)

Storrs -> Logan International - 88.8 mi
Logan -> LAX - 3035 miles

LAX -> Logan - 3035 miles
Logan -> Storrs - 88.8 miles

Xavier (Cincinnati, Ohio)

Storrs -> Bradley International - 37.3
Bradley -> Cincinnati- 796 miles

Cincinnati -> Bradley - 796 miles
Bradley -> Storrs - 37.3 miles

Puerto Rico Challenge (Caguas, PR)

Storrs -> Bradley International - 37.3 mi
Bradley -> San Juan - 1670 miles
San Juan -> Caguas - 19.3 miles

Caguas -> San Juan - 19.3 miles
San Juan -> Bradley - 1670 miles
Bradley -> Storrs - 37.3 miles

Miami (Coral Gables, Fla.)

Storrs -> Bradley International - 37.3 mi
Bradley -> Miami - 1413 miles

Miami -> Bradley - 1413 miles
Bradley -> Storrs - 37.3 miles

Creighton (Omaha, Neb.)

Storrs -> Bradley International - 37.3
Bradley -> Omaha- 1366 miles

Omaha -> Bradley - 1366 miles
Bradley -> Storrs - 37.3 miles

Florida Atlantic (Boca Raton, Fla.)

Storrs -> Bradley International - 37.3 mi
Bradley -> Ft. Lauderdale - 1394 miles
Ft. Lauderdale -> Boca Raton - 24.4 miles

Boca Raton -> Ft. Lauderdale - 24.4 miles
Ft. Lauderdale -> Bradley - 1394 miles
Bradley -> Storrs - 37.3 miles

Spring Break (North Carolina)

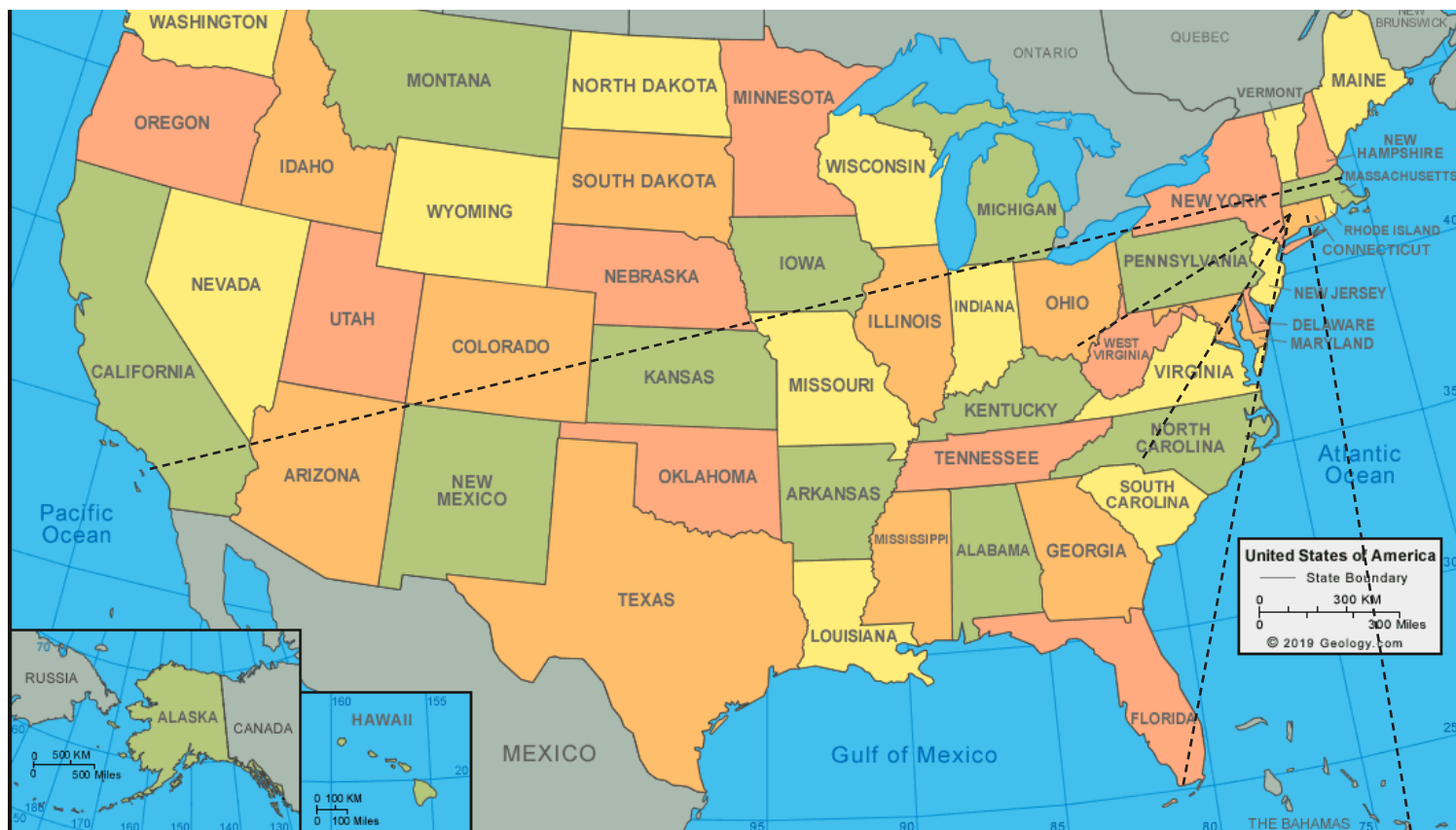
Storrs -> Bradley International - 37.3 mi
Bradley -> Charlotte - 777 miles
Charlotte -> Dunn - 184 miles

Dunn -> Chapel Hill - 68.3 miles
Chapel Hill -> Durham - 10 miles
Chapel Hill -> Greensboro -50.5 miles
Greensboro -> Bradley - 713 miles
Bradley -> Storrs - 37.3 miles

St. John's (Queens, N.Y.)

Storrs -> Queens - 135 miles
Queens -> Storrs- 135 miles

Total Miles: 22,133.4 miles



Individual Game-By-Game

#10 Abbadessa, Jude - 6 games (All games)

Date	Opponent	Pos	AB	R	H	RBI	2B	3B	HR	BB	SB	CS	HBP	SAC	SF	GDP	K	PO	A	E	Avg
Feb 16	vs Penn State	p	0	0	0	0	0	0	0	0	0	0	0	0	0	0	0	0	1	0	.000
Mar 01	at UCLA	p	0	0	0	0	0	0	0	0	0	0	0	0	0	0	0	0	1	0	.000
Mar 09	at Miami	p	0	0	0	0	0	0	0	0	0	0	0	0	0	0	0	0	1	0	.000
Mar 25	BOSTON COLLEGE	*p	0	0	0	0	0	0	0	0	0	0	0	0	0	0	0	0	1	0	.000
Apr 09	HOFSTRA	p	0	0	0	0	0	0	0	0	0	0	0	0	0	0	0	0	1	0	.000
Apr 17	SETON HALL	*p	0	0	0	0	0	0	0	0	0	0	0	0	0	0	0	0	1	0	.000
Totals		2gs	0	0	0	0	0	0	0	0	0	0	0	0	0	0	0	0	6	0	.000

On base pct. .000 • Slugging pct. .000

#10 Abbadessa, Jude - 16 appearances (All games)

Date	Opponent	GS	IP	H	R	ER	BB	SO	2B	3B	HR	WP	BK	HBP	IBB	Score	W-L	Sv	ERA	NP
Feb 16	vs Penn State		1.0	0	0	0	0	1	0	0	0	0	0	1	0	6-7	0-0	0	0.00	10
Feb 23	at Florida Atlantic		0.2	1	0	0	0	0	0	0	0	0	0	0	0	5-3	0-0	0	0.00	4
Mar 01	at UCLA		1.0	0	0	0	0	0	0	0	0	0	0	0	0	6-8	0-0	0	0.00	8
Mar 02	vs Vanderbilt		0.2	0	0	0	0	0	0	0	0	0	0	0	0	6-2	0-0	0	0.00	7
Mar 07	at Miami		0.1	2	0	0	0	0	0	0	0	0	0	0	0	7-2	0-0	0	0.00	10
Mar 09	at Miami		0.2	0	0	0	0	0	0	0	0	0	0	0	0	11-15	0-0	0	0.00	4
Mar 14	at Campbell		0.1	1	0	0	0	1	1	0	0	0	0	0	0	6-5	0-0	0	0.00	8
Mar 15	at Campbell-1		0.0	0	1	1	2	0	0	0	0	0	0	0	0	6-7	0-0	0	1.93	8
Mar 25	BOSTON COLLEGE	*	2.0	3	0	0	1	1	0	0	0	0	0	0	0	6-18	0-0	0	1.35	33
Mar 29	at Xavier-2		1.0	3	2	2	0	0	1	0	1	0	0	0	0	7-10	0-0	0	3.52	15
Apr 06	at Creighton		0.2	2	0	0	0	1	0	0	0	0	0	0	0	7-11	0-0	0	3.24	17
Apr 09	HOFSTRA		1.0	1	2	2	1	0	0	0	1	0	0	0	0	12-4	0-0	0	4.82	18
Apr 17	SETON HALL	*	1.0	3	2	2	1	1	0	0	0	0	0	1	0	5-3	0-0	0	6.10	31
Apr 23	ARMY		1.2	1	0	0	0	2	0	0	0	1	0	0	0	12-5	0-0	0	5.25	32
Apr 27	at St. John's		1.0	1	0	0	1	0	0	0	0	0	0	1	0	14-3	0-0	0	4.85	27
Apr 30	RHODE ISLAND	*	2.1	4	4	4	1	1	0	0	1	0	0	1	0	16-6	0-0	0	6.46	46
Totals		3	15.1	22	11	11	7	8	2	0	3	1	0	4	0	132-109	0-0	0	6.46	-

#34 Afthim, Brady - 2 games (All games)

Date	Opponent	Pos	AB	R	H	RBI	2B	3B	HR	BB	SB	CS	HBP	SAC	SF	GDP	K	PO	A	E	Avg
Apr 11	GEORGETOWN-1	p	0	0	0	0	0	0	0	0	0	0	0	0	0	0	0	0	1	0	.000
Apr 17	SETON HALL	p	0	0	0	0	0	0	0	0	0	0	0	0	0	0	0	0	1	0	.000
Totals		0gs	0	0	0	0	0	0	0	0	0	0	0	0	0	0	0	0	2	0	.000

On base pct. .000 • Slugging pct. .000

#34 Afthim, Brady - 16 appearances (All games)

Date	Opponent	GS	IP	H	R	ER	BB	SO	2B	3B	HR	WP	BK	HBP	IBB	Score	W-L	Sv	ERA	NP
Feb 16	vs Penn State		1.0	1	0	0	0	1	0	0	0	0	0	0	0	6-7	0-0	0	0.00	16
Feb 23	at Florida Atlantic		3.0	0	0	0	1	4	0	0	0	0	0	0	0	5-3	1-0	0	0.00	43
Mar 02	vs Vanderbilt		2.0	3	0	0	1	4	1	0	0	0	0	0	0	6-2	1-0	0	0.00	44
Mar 07	at Miami		1.0	0	0	0	0	0	0	0	0	0	0	0	0	7-2	1-0	0	0.00	8
Mar 08	at Miami		0.2	1	0	0	0	1	0	0	0	0	0	0	0	12-8	1-0	0	0.00	12
Mar 14	at Campbell		2.0	4	1	1	1	3	1	0	0	0	0	0	0	6-5	1-0	1	0.93	35
Mar 15	at Campbell-1		2.1	3	1	0	2	5	1	0	0	1	0	0	1	6-7	1-1	1	0.75	51
Mar 19	at North Carolina		1.1	1	0	0	1	1	1	0	0	0	0	0	0	5-1	1-1	2	0.68	24
Mar 21	at UNC GREENSBOR		1.0	0	0	0	0	2	0	0	0	0	0	0	0	3-1	1-1	3	0.63	12
Mar 22	at UNC GREENSBOR		1.2	1	0	0	1	4	1	0	0	0	0	0	0	5-2	1-1	4	0.56	32
Mar 29	at Xavier-2		2.2	2	0	0	1	3	0	0	0	1	0	0	0	7-10	1-1	4	0.48	45
Apr 04	at Creighton		1.1	1	1	1	1	4	1	0	0	0	0	2	0	8-7	1-1	5	0.90	35
Apr 11	GEORGETOWN-1		1.0	0	0	0	1	1	0	0	0	0	0	0	0	4-2	1-1	6	0.86	12
Apr 17	SETON HALL		2.0	0	0	0	1	3	0	0	0	0	0	0	0	5-3	1-1	7	0.78	38
Apr 19	SETON HALL		2.2	5	4	2	1	4	1	0	2	0	0	0	0	8-6	1-1	8	1.40	61
Apr 29	RUTGERS		1.0	0	0	0	0	1	0	0	0	0	0	0	0	11-13	1-1	8	1.35	14
Totals		0	26.2	22	7	4	12	41	7	0	2	2	0	2	1	104-79	1-1	8	1.35	-

#15 Alejandro, Hector - 1 game (All games)

Date	Opponent	Pos	AB	R	H	RBI	2B	3B	HR	BB	SB	CS	HBP	SAC	SF	GDP	K	PO	A	E	Avg
Apr 23	ARMY	p	0	0	0	0	0	0	0	0	0	0	0	0	0	0	0	0	1	0	.000
Totals		0gs	0	0	0	0	0	0	0	0	0	0	0	0	0	0	0	0	1	0	.000

On base pct. .000 • Slugging pct. .000

#15 Alejandro, Hector - 6 appearances (All games)

Date	Opponent	GS	IP	H	R	ER	BB	SO	2B	3B	HR	WP	BK	HBP	IBB	Score	W-L	Sv	ERA	NP
Feb 15	vs Missouri		0.2	0	1	0	1	0	0	0	0	0	0	2	0	7-11	0-0	0	0.00	18
Mar 25	BOSTON COLLEGE		1.1	3	2	2	0	0	0	0	1	0	0	0	0	6-18	0-0	0	9.00	18
Apr 09	HOFSTRA		0.2	1	1	1	1	1	1	0	0	2	0	0	0	12-4	0-0	0	10.12	23
Apr 15	at Boston College		2.0	1	1	1	1	2	1	0	0	3	0	0	0	21-9	0-0	0	7.71	44
Apr 19	SETON HALL		0.1	0	0	0	2	0	0	0	0	0	0	0	0	8-6	0-0	0	7.20	11
Apr 23	ARMY		1.0	2	1	1	0	1	0	1	0	0	0	0	0	12-5	0-0	0	7.50	20
Totals		0	6.0	7	6	5	5	4	2	1	1	5	0	2	0	66-53	0-0	0	7.50	-

#47 Belisario, Anthony - 24 games (All games)

Date	Opponent	Pos	AB	R	H	RBI	2B	3B	HR	BB	SB	CS	HBP	SAC	SF	GDP	K	PO	A	E	Avg
Feb 22	at Florida Atlantic	of/ph	2	2	1	1	0	0	0	1	0	0	0	0	0	0	0	0	0	0	.500
Feb 23	at Florida Atlantic	of	1	1	1	0	0	0	0	0	0	0	0	0	0	0	0	0	0	0	.667
Feb 28	at USC	ph	1	0	0	0	0	0	0	0	0	0	0	0	0	0	0	0	0	0	.500
Mar 01	at UCLA	*of	4	1	1	0	0	0	0	0	1	0	0	0	0	0	2	4	0	0	.375
Mar 02	vs Vanderbilt	*of	4	0	0	0	0	0	0	0	0	0	0	0	0	0	2	2	0	0	.250
Mar 07	at Miami	of	1	0	0	0	0	0	0	0	0	0	0	0	0	0	0	1	0	0	.231
Mar 08	at Miami	ph/of	1	0	0	0	0	0	0	0	0	0	0	0	0	0	1	0	0	0	.214
Mar 14	at Campbell	of	0	0	0	0	0	0	0	0	0	0	0	0	0	0	0	1	0	0	.214
Mar 18	at Duke	ph/2b	0	0	0	0	0	0	0	1	0	0	1	0	0	0	0	1	0	0	.214
Mar 21	at UNC GREENSBOR	*of	4	1	2	0	1	0	0	0	0	0	0	0	0	0	1	3	1	0	.278
Mar 22	at UNC GREENSBOR	*of	4	0	2	1	0	0	0	0	0	1	0	0	0	0	1	3	0	0	.318
Mar 23	at UNC GREENSBOR	*of/2b	4	0	0	0	0	0	0	0	0	0	0	0	0	0	2	2	1	0	.269
Mar 25	BOSTON COLLEGE	*of/of	4	1	2	0	0	0	0	0	0	0	0	0	0	0	0	2	0	0	.300
Mar 26	at Northeastern	*of	3	0	0	0	0	0	0	0	0	0	0	0	0	0	0	1	0	0	.273
Mar 29	at Xavier-2	pr	0	1	0	0	0	0	0	0	0	0	0	0	0	0	0	0	0	0	.273
Apr 04	at Creighton	of	0	0	0	0	0	0	0	0	0	0	0	0	0	0	0	0	0	0	.273
Apr 05	at Creighton	*of	3	0	0	0	0	0	0	0	0	0	0	0	0	0	3	4	0	0	.250
Apr 11	GEORGETOWN-2	pr/2b	0	1	0	0	0	0	0	0	0	0	0	0	0	0	0	0	0	0	.250
Apr 17	SETON HALL	2b	0	0	0	0	0	0	0	0	0	0	0	0	0	0	0	0	0	0	.250
Apr 19	SETON HALL	2b	0	0	0	0	0	0	0	0	0	0	0	0	0	0	0	1	0	0	.250
Apr 22	vs Massachusetts	ph	0	0	0	0	0	0	0	1	0	0	0	0	0	0	0	0	0	0	.250
Apr 23	ARMY	2b	0	0	0	0	0	0	0	0	0	0	0	0	0	0	0	0	0	0	.250
Apr 25	at St. John's-2	*3b	5	0	0	0	0	0	0	0	0	0	0	0	0	0	3	1	0	0	.220
Apr 29	RUTGERS	of	3	0	0	0	0	0	0	0	0	0	0	0	0	0	1	3	0	0	.205
Totals		9gs	44	8	9	2	1	0	1	3	1	1	1	0	0	0	16	30	2	0	.205

On base pct. .271 • Slugging pct. .295

#4 Biller, Sam - 44 games (All games)

Date	Opponent	Pos	AB	R	H	RBI	2B	3B	HR	BB	SB	CS	HBP	SAC	SF	GDP	K	PO	A	E	Avg
Feb 14	vs Stetson	*of	4	1	1	0	0	0	0	0	1	0	1	0	0	0	1	1	1	0	.250
Feb 15	vs Missouri	*of	4	1	3	1	1	0	0	0	1	0	1	0	0	0	1	1	0	1	.500
Feb 16	vs Penn State	*of	3	2	0	0	0	0	0	2	1	0	0	0	0	0	0	1	0	0	.364
Feb 21	at Florida Atlantic	*of	4	1	1	0	0	0	0	0	0	0	0	0	0	0	2	1	0	0	.333
Feb 22	at Florida Atlantic	*of	3	0	0	0	0	0	0	0	0	0	0	0	0	0	1	0	0	0	.278
Feb 23	at Florida Atlantic	*of	3	0	0	0	0	0	0	0	0	0	0	0	0	0	2	0	0	0	.238
Feb 28	at USC	*of	4	0	0	0	0	0	0	0	0	0	0	0	0	0	1	0	0	0	.200
Mar 01	at UCLA	ph	1	0	1	0	0	0	0	0	1	0	0	0	0	0	0	0	0	0	.231
Mar 02	vs Vanderbilt	*of	4	1	1	1	0	0	1	0	0	0	0	0	0	0	0	1	0	0	.233
Mar 07	at Miami	*of	4	1	2	4	0	0	1	0	0	0	1	0	0	0	1	2	0	0	.265
Mar 08	at Miami	*of	5	0	0	0	0	0	0	0	0	0	0	0	0	0	3	3	0	0	.231
Mar 09	at Miami	*of	4	0	0	1	0	0	0	0	0	0	0	1	0	1	2	3	0	1	.209
Mar 11	LIU	*of	2	1	1	1	0	0	0	0	0	0	1	0	0	0	0	2	0	0	.222
Mar 14	at Campbell	*of	4	1	2	1	0	0	0	0	1	0	0	0	0	0	1	1	0	0	.245
Mar 15	at Campbell-1	*of	5	1	1	0	1	0	0	0	1	0	0	0	0	0	1	2	0	0	.241
Mar 15	at Campbell-2	*of	2	1	0	1	0	0	0	0	0	0	1	1	0	0	0	6	1	0	.232
Mar 18	at Duke	*of/of	4	0	1	0	1	0	0	0	0	0	0	0	0	0	1	2	0	0	.233
Mar 19	at North Carolina	*of	2	1	1	0	0	0	0	2	0	0	1	0	0	0	0	5	0	0	.242
Mar 21	at UNC GREENSBOR	*of	4	0	0	0	0	0	0	0	0	0	0	0	0	0	2	0	0	0	.227
Mar 22	at UNC GREENSBOR	of	0	0	0	0	0	0	0	0	0	0	0	0	0	0	0	0	0	0	.227
Mar 23	at UNC GREENSBOR	ph/of	2	0	1	1	0	0	0	0	1	0	0	0	0	0	1	0	0	0	.235
Mar 25	BOSTON COLLEGE	of	2	0	0	0	0	0	0	0	0	0	0	0	0	1	1	0	0	0	.229
Mar 26	at Northeastern	ph	1	0	1	0	1	0	0	0	0	0	0	0	0	0	0	0	0	0	.239
Mar 28	at Xavier	*of	2	1	0	0	0	0	0	1	0	0	1	0	0	0	1	3	0	0	.233
Mar 29	at Xavier-1	*of	4	1	0	0	0	0	0	0	1	0	1	0	0	0	0	4	0	0	.221
April 1	QUINNIPIAC	*of	5	1	2	1	0	0	0	0	1	0	0	0	0	0	1	2	0	0	.232
Apr 04	at Creighton	*of	4	0	1	0	0	0	0	1	0	1	0	0	0	0	1	1	0	0	.233
Apr 05	at Creighton	*of	3	0	0	0	0	0	0	1	1	0	0	0	0	0	0	4	0	0	.225
Apr 06	at Creighton	*of	4	1	1	2	0	0	1	0	0	1	0	0	0	0	0	0	1	0	.226
Apr 09	HOFSTRA	*of	3	1	2	3	1	0	0	2	2	0	0	0	0	0	0	0	0	0	.240
Apr 11	GEORGETOWN-1	*of	4	1	1	2	0	0	1	0	0	0	0	0	0	0	0	2	0	0	.240
Apr 11	GEORGETOWN-2	*of	2	1	1	1	0	0	0	2	1	0	1	0	0	0	0	1	0	0	.245
Apr 13	GEORGETOWN	*of	3	0	0	1	0	0	0	0	0	0	0	0	1	0	1	1	0	0	.238
Apr 15	at Boston College	*of	4	2	0	0	0	0	0	1	0	0	1	0	0	0	1	1	0	0	.229
Apr 17	SETON HALL	*of	4	0	0	0	0	0	0	0	0	0	0	0	0	0	1	0	0	0	.221
Apr 18	SETON HALL	*of	1	0	0	0	0	0	0	2	0	1	0	0	0	0	1	1	0	0	.219
Apr 19	SETON HALL	*of	4	0	1	0	0	0	0	0	1	0	0	0	0	0	0	2	0	0	.220
Apr 22	vs Massachusetts	*of	4	1	2	3	0	0	1	0	0	0	0	0	0	0	0	0	0	0	.230
Apr 23	ARMY	*of	4	2	2	0	0	0	0	0	2	0	0	0	0	0	0	4	0	0	.238
Apr 25	at St. John's-1	*of	5	1	2	4	1	0	1	0	1	0	0	0	0	0	1	4	0	0	.244
Apr 25	at St. John's-2	*of	4	1	1	2	0	0	0	1	0	0	1	0	0	0	0	3	0	0	.244
Apr 27	at St. John's	*of	3	4	2	3	0	0	1	0	1	0	2	0	0	0	0	0	0	0	.254
Apr 29	RUTGERS	*of	4	1	2	1	1	0	0	0	0	1	0	0	0	0	0	4	0	0	.261
Apr 30	RHODE ISLAND	*of	3	2	2	3	1	0	1	1	0	0	1	0	0	0	0	1	0	0	.269
Totals		39gs	145	33	39	37	8	0	8	16	18	4	14	1	2	1	29	69	3	2	.269

On base pct. .390 • Slugging pct. .490

#38 Caruso, JT - 1 game (All games)

Date	Opponent	Pos	AB	R	H	RBI	2B	3B	HR	BB	SB	CS	HBP	SAC	SF	GDP	K	PO	A	E	Avg
Apr 09	HOFSTRA	p	0	0	0	0	0	0	0	0	0	0	0	0	0	0	0	0	1	0	.000
Totals		0gs	0	0	0	0	0	0	0	0	0	0	0	0	0	0	0	0	1	0	.000

On base pct. .000 • Slugging pct. .000

#38 Caruso, JT - 12 appearances (All games)

Date	Opponent	GS	IP	H	R	ER	BB	SO	2B	3B	HR	WP	BK	HBP	IBB	Score	W-L	Sv	ERA	NP
Mar 01	at UCLA		0.2	0	0	0	0	1	0	0	0	0	0	0	0	6-8	0-0	0	0.00	9
Mar 07	at Miami		1.0	0	0	0	2	1	0	0	0	0	0	0	0	7-2	0-0	0	0.00	21
Mar 18	at Duke		0.2	2	0	0	0	1	0	0	0	0	0	0	0	2-12	0-0	0	0.00	16
Mar 23	at UNC GREENSBOR		0.1	0	0	0	1	0	0	0	0	0	0	0	0	6-4	0-0	0	0.00	11
Mar 25	BOSTON COLLEGE		1.0	1	2	2	1	1	0	0	0	0	0	0	0	6-18	0-0	0	4.91	25
April 1	QUINNIPIAC		0.1	1	1	1	0	0	0	0	1	0	0	0	0	9-3	0-0	0	6.75	10
Apr 06	at Creighton		0.0	1	3	3	1	0	0	0	0	0	0	1	0	7-11	0-0	0	13.50	11
Apr 09	HOFSTRA		0.1	0	0	0	0	0	0	0	0	0	0	0	0	12-4	0-0	0	12.46	4
Apr 18	SETON HALL		0.0	0	0	0	1	0	0	0	0	0	0	0	0	5-4	0-0	0	12.46	5
Apr 23	ARMY		1.1	0	0	0	0	3	0	0	0	0	0	0	0	12-5	1-0	0	9.53	14
Apr 25	at St. John's-2		1.0	1	0	0	1	0	0	0	0	0	0	0	0	17-6	1-0	0	8.10	14
Apr 29	RUTGERS		2.0	2	0	0	0	2	0	0	0	0	0	0	0	11-13	1-0	0	6.23	23
Totals		0	8.2	8	6	6	7	9	0	0	1	0	0	1	0	100-90	1-0	0	6.23	-

#51 Conte, Giovanni - 1 appearance (All games)

Date	Opponent	GS	IP	H	R	ER	BB	SO	2B	3B	HR	WP	BK	HBP	IBB	Score	W-L	Sv	ERA	NP
Apr 15	at Boston College	*	1.0	1	2	2	1	1	0	0	0	0	0	1	0	21-9	0-0	0	18.00	30
Totals		1	1.0	1	2	2	1	1	0	0	0	0	0	1	0	21-9	0-0	0	18.00	-

#22 Cooke, Ian - 4 games (All games)

Date	Opponent	Pos	AB	R	H	RBI	2B	3B	HR	BB	SB	CS	HBP	SAC	SF	GDP	K	PO	A	E	Avg
Feb 22	at Florida Atlantic	*p	0	0	0	0	0	0	0	0	0	0	0	0	0	0	0	0	1	0	.000
Mar 01	at UCLA	*p	0	0	0	0	0	0	0	0	0	0	0	0	0	0	0	0	1	0	.000
Mar 08	at Miami	*p	0	0	0	0	0	0	0	0	0	0	0	0	0	0	0	0	2	0	.000
Apr 22	vs Massachusetts	p	0	0	0	0	0	0	0	0	0	0	0	0	0	0	0	0	1	0	.000
Totals		3gs	0	0	0	0	0	0	0	0	0	0	0	0	0	0	0	0	5	0	.000

On base pct. .000 • Slugging pct. .000

#22 Cooke, Ian - 15 appearances (All games)

Date	Opponent	GS	IP	H	R	ER	BB	SO	2B	3B	HR	WP	BK	HBP	IBB	Score	W-L	Sv	ERA	NP
Feb 15	vs Missouri	*	4.1	7	4	4	3	6	1	0	1	0	0	0	0	7-11	0-1	0	8.31	79
Feb 22	at Florida Atlantic	*	1.0	8	9	6	0	1	1	0	2	0	0	1	0	17-25	0-2	0	16.88	39
Mar 01	at UCLA	*	4.2	8	7	5	2	3	0	2	1	0	0	1	2	6-8	0-3	0	13.50	78
Mar 08	at Miami	*	3.2	6	5	5	0	2	1	0	2	0	0	0	0	12-8	0-3	0	13.17	58
Mar 15	at Campbell-2		2.2	3	3	3	3	3	1	0	0	0	0	0	0	5-8	0-4	0	12.67	62
Mar 22	at UNC GREENSBOR		0.1	2	1	1	0	1	0	0	1	0	0	0	0	5-2	0-4	0	12.96	10
Mar 26	at Northeastern		4.1	5	2	0	0	8	1	0	0	0	0	1	0	0-3	0-4	0	10.29	61
Mar 29	at Xavier-1		3.0	4	0	0	0	4	0	0	0	0	0	0	0	9-4	0-4	1	9.00	51
Apr 06	at Creighton		1.2	4	2	2	2	4	1	0	0	1	0	0	0	7-11	0-4	1	9.12	55
Apr 11	GEORGETOWN-2		3.1	1	0	0	1	7	0	0	0	0	0	0	0	10-3	0-4	2	8.07	47
Apr 13	GEORGETOWN		3.0	1	1	1	0	5	0	0	1	0	0	1	0	8-3	0-4	3	7.59	36
Apr 17	SETON HALL		3.2	1	1	0	1	8	0	1	0	0	0	0	0	5-3	1-4	3	6.81	54
Apr 22	vs Massachusetts		1.0	1	0	0	1	1	1	0	0	0	0	1	0	12-2	1-4	3	6.63	19
Apr 25	at St. John's-1		0.0	2	2	2	2	0	1	0	0	0	0	0	0	13-8	1-4	3	7.12	20
Apr 30	RHODE ISLAND		4.2	4	2	2	1	8	1	0	0	1	0	1	0	16-6	2-4	3	6.75	80
Totals		4	41.1	57	39	31	16	61	9	3	8	2	0	6	2	132-105	2-4	3	6.75	-

#43 Dalena, Maddix - 11 games (All games)

Date	Opponent	Pos	AB	R	H	RBI	2B	3B	HR	BB	SB	CS	HBP	SAC	SF	GDP	K	PO	A	E	Avg
Feb 14	vs Stetson	*1b	5	0	0	0	0	0	0	0	0	0	0	0	0	1	4	12	0	0	.000
Feb 15	vs Missouri	*1b	3	1	0	1	0	0	0	1	0	0	0	0	1	0	2	5	0	0	.000
Feb 16	vs Penn State	*1b	5	0	2	1	1	0	0	0	0	0	0	0	0	0	3	7	0	0	.154
Feb 21	at Florida Atlantic	*1b	4	0	1	0	0	0	0	0	0	0	0	0	0	0	2	5	0	0	.176
Feb 22	at Florida Atlantic	*1b	5	1	3	2	1	0	0	0	0	0	0	0	0	0	1	8	0	0	.273
Feb 23	at Florida Atlantic	*1b	4	0	0	0	0	0	0	0	0	0	1	0	0	0	1	4	1	0	.231
Feb 28	at USC	*1b	3	1	0	0	0	0	0	0	0	0	0	0	0	0	1	3	1	0	.207
Mar 07	at Miami	1b	0	0	0	0	0	0	0	0	0	0	0	0	0	0	0	1	0	0	.207
Mar 08	at Miami	1b	0	0	0	0	0	0	0	0	0	0	0	0	0	0	0	0	0	0	.207
Mar 09	at Miami	*1b	4	1	0	0	0	0	0	0	0	0	1	0	0	0	1	8	1	0	.182
Mar 15	at Campbell-2	ph	1	0	0	0	0	0	0	0	0	0	0	0	0	0	1	0	0	0	.176
Totals		8gs	34	4	6	4	2	0	0	1	0	0	2	0	1	1	16	53	3	0	.176

On base pct. .237 • Slugging pct. .235

#7 Daniels, Ryan - 40 games (All games)

Date	Opponent	Pos	AB	R	H	RBI	2B	3B	HR	BB	SB	CS	HBP	SAC	SF	GDP	K	PO	A	E	Avg
Feb 14	vs Stetson	*2b	2	1	1	1	0	0	0	2	0	0	0	0	0	0	1	3	3	0	.500
Feb 15	vs Missouri	*2b	4	1	1	1	0	0	1	0	0	0	0	0	0	0	0	1	2	0	.333
Feb 16	vs Penn State	*2b	5	0	3	2	0	0	0	0	0	0	0	0	0	0	1	1	2	0	.455
Feb 21	at Florida Atlantic	*2b	4	0	0	0	0	0	0	0	0	0	0	0	0	0	3	3	3	0	.333
Feb 22	at Florida Atlantic	*2b	5	2	2	2	0	0	0	1	0	1	0	0	0	0	0	1	3	1	.350
Feb 23	at Florida Atlantic	*2b	5	2	4	2	1	0	1	0	0	0	0	0	0	0	0	3	3	0	.440
Feb 28	at USC	*2b	3	0	1	0	0	0	0	1	0	0	0	0	0	0	1	1	1	0	.429
Mar 01	at UCLA	*dh	3	1	0	0	0	0	0	1	0	0	0	0	0	0	1	0	0	0	.387
Mar 02	vs Vanderbilt	*dh	4	1	1	1	0	0	1	0	0	0	0	0	0	0	1	0	0	0	.371
Mar 07	at Miami	*dh	3	1	1	1	1	0	0	2	0	0	0	0	0	0	1	0	0	0	.368
Mar 08	at Miami	*2b	4	3	3	3	1	0	0	1	1	0	0	0	0	0	0	2	1	0	.405
Mar 09	at Miami	*of	2	1	0	0	0	0	0	0	0	0	0	0	0	0	1	0	0	0	.386
Mar 11	LIU	*of	3	2	1	2	0	0	1	1	0	0	0	0	0	0	0	3	0	0	.383
Mar 14	at Campbell	*of	4	1	2	0	0	0	0	0	0	0	0	0	0	0	0	0	0	0	.392
Mar 15	at Campbell-1	*2b/of	4	2	1	1	0	1	0	1	1	0	0	0	0	0	1	4	2	0	.382
Mar 15	at Campbell-2	*2b	2	2	0	0	0	0	0	2	0	0	0	0	0	0	1	3	2	0	.368
Mar 23	at UNC GREENSBOR	pr	0	1	0	0	0	0	0	0	0	0	0	0	0	0	0	0	0	0	.368
Mar 25	BOSTON COLLEGE	*2b	4	1	1	0	1	0	0	0	0	0	0	0	0	0	1	0	2	0	.361
Mar 26	at Northeastern	*2b	3	0	0	0	0	0	0	0	0	0	0	0	0	0	0	0	0	0	.344
Mar 28	at Xavier	*of	5	0	0	1	0	0	0	0	0	0	0	0	0	0	0	1	0	0	.319
Mar 29	at Xavier-1	*of	3	0	0	2	0	0	0	0	0	0	0	0	2	0	1	1	0	0	.306
Mar 29	at Xavier-2	*of	4	1	2	2	1	0	0	1	0	0	0	0	0	0	0	2	0	0	.316
April 1	QUINNIPIAC	*2b	3	2	3	3	0	0	0	2	2	1	1	0	0	0	0	6	2	0	.342
Apr 04	at Creighton	*of	4	2	1	1	0	1	0	1	0	0	0	0	0	0	2	4	0	0	.337
Apr 05	at Creighton	*dh	2	0	1	2	1	0	0	1	0	0	1	0	0	0	1	0	0	0	.341
Apr 06	at Creighton	*of	4	0	1	1	1	0	0	1	0	0	0	0	0	0	2	1	0	0	.337
Apr 09	HOFSTRA	*2b	3	1	1	1	0	0	0	1	0	0	1	0	0	0	0	0	3	0	.337
Apr 11	GEORGETOWN-1	*2b	4	0	0	0	0	0	0	0	0	0	0	0	0	0	1	0	1	0	.323
Apr 11	GEORGETOWN-2	*2b	5	2	3	0	0	0	0	0	0	0	0	0	0	0	1	3	1	1	.337
Apr 13	GEORGETOWN	*2b	4	0	0	0	0	0	0	0	0	0	0	0	0	1	1	1	2	0	.324
Apr 17	SETON HALL	*2b	3	2	2	0	2	0	0	0	0	0	1	0	0	0	0	1	3	0	.333
Apr 18	SETON HALL	*2b	4	1	1	0	0	0	0	0	2	0	1	0	0	0	1	0	3	0	.330
Apr 19	SETON HALL	*2b	4	1	1	2	0	0	1	0	0	0	0	0	0	0	0	1	3	0	.328
Apr 22	vs Massachusetts	*2b	4	2	2	1	1	0	1	0	1	0	1	0	0	0	1	1	2	0	.333
Apr 23	ARMY	*2b	4	2	2	6	0	0	2	1	2	0	0	0	0	0	2	1	0	0	.339
Apr 25	at St. John's-1	*2b	5	3	3	2	1	0	1	1	0	0	0	0	0	0	0	2	3	0	.349
Apr 25	at St. John's-2	*2b	4	3	3	2	1	0	0	2	1	0	0	0	0	0	0	0	1	0	.361
Apr 27	at St. John's	*2b	4	0	0	0	0	0	0	1	0	0	0	0	0	0	0	2	5	1	.350
Apr 29	RUTGERS	*2b	3	2	1	1	0	0	1	2	0	0	0	0	0	0	1	1	5	0	.350
Apr 30	RHODE ISLAND	*2b	2	2	1	3	0	0	0	3	0	1	0	0	0	0	0	2	2	0	.352
Totals		39gs	142	48	50	46	12	2	10	29	10	3	6	0	2	1	27	55	60	3	.352

On base pct. .475 • Slugging pct. .676

#52 Dougherty, Aidan - 37 games (All games)

Date	Opponent	Pos	AB	R	H	RBI	2B	3B	HR	BB	SB	CS	HBP	SAC	SF	GDP	K	PO	A	E	Avg
Feb 14	vs Stetson	*of	3	1	1	0	0	0	0	1	0	0	0	0	0	0	0	1	0	0	.333
Feb 15	vs Missouri	*of	4	0	1	0	0	0	0	0	0	1	0	0	0	0	1	2	0	0	.286
Feb 16	vs Penn State	pr	0	0	0	0	0	0	0	0	0	0	0	0	0	0	0	0	0	0	.286
Feb 21	at Florida Atlantic	*of	2	0	0	0	0	0	0	1	0	0	1	0	0	0	2	2	0	0	.222
Feb 22	at Florida Atlantic	dh	2	1	2	1	0	0	0	0	1	0	0	0	0	0	0	0	0	0	.364
Feb 23	at Florida Atlantic	*of	3	0	1	0	0	0	0	1	0	0	0	0	0	0	0	1	0	0	.357
Feb 28	at USC	*of	3	0	0	0	0	0	0	1	0	0	0	0	0	0	2	1	0	0	.294
Mar 01	at UCLA	*of	4	0	0	0	0	0	0	1	0	0	0	0	0	0	0	2	0	0	.238
Mar 07	at Miami	*of	3	1	0	0	0	0	0	0	1	0	1	0	0	0	1	0	0	0	.208
Mar 08	at Miami	*of	4	2	2	0	0	0	0	0	2	0	0	0	0	0	1	2	0	0	.250
Mar 09	at Miami	of	2	1	1	1	0	0	0	0	0	0	0	0	1	0	1	1	0	0	.267
Mar 11	LIU	*dh	3	1	0	0	0	0	0	1	0	0	0	0	0	0	0	0	0	0	.242
Mar 14	at Campbell	*dh	4	1	1	0	0	0	0	0	0	0	0	0	0	0	1	0	0	0	.243
Mar 15	at Campbell-1	*of	3	0	1	2	0	0	0	0	0	0	0	1	0	0	0	3	0	0	.250
Mar 15	at Campbell-2	ph	1	0	1	0	0	0	0	0	0	0	0	0	0	0	0	0	0	0	.268
Mar 18	at Duke	*of	2	0	0	0	0	0	0	0	0	0	0	0	0	0	0	0	0	0	.256
Mar 19	at North Carolina	of	0	0	0	0	0	0	0	0	0	0	0	0	0	0	0	0	0	0	.256
Mar 22	at UNC GREENSBOR	*of	3	1	2	0	0	0	0	0	1	1	0	1	0	0	0	1	0	0	.283
Mar 23	at UNC GREENSBOR	*of	3	2	1	0	1	0	0	1	0	0	0	0	0	0	1	3	0	0	.286
Mar 25	BOSTON COLLEGE	ph	1	0	0	0	0	0	0	0	0	0	0	0	0	0	0	0	0	0	.280
Mar 26	at Northeastern	*of	3	0	0	0	0	0	0	0	0	0	0	0	0	0	0	1	0	0	.264
April 1	QUINNIPIAC	*of	4	1	1	1	1	0	0	1	0	0	0	0	0	0	0	3	1	0	.263
Apr 05	at Creighton	ph/of	1	0	0	0	0	0	0	0	0	0	0	0	0	0	0	0	0	0	.259
Apr 09	HOFSTRA	*of	5	1	2	2	0	0	0	0	0	0	0	0	0	0	0	3	0	0	.270
Apr 11	GEORGETOWN-1	*of	3	0	0	0	0	0	0	1	0	0	0	0	0	0	1	3	0	0	.258
Apr 11	GEORGETOWN-2	*of	4	1	1	0	0	0	0	1	0	0	0	0	0	0	0	4	0	0	.257
Apr 13	GEORGETOWN	*of	3	1	2	3	0	0	0	0	1	0	0	0	1	0	0	0	0	0	.274
Apr 15	at Boston College	*of	4	1	2	3	0	0	0	0	0	0	2	0	0	0	0	4	0	0	.286
Apr 17	SETON HALL	*of	4	0	1	0	1	0	0	0	0	0	0	0	0	0	0	3	0	0	.284
Apr 18	SETON HALL	*of	4	0	1	1	0	0	0	0	1	0	1	0	0	1	0	1	1	0	.282
Apr 19	SETON HALL	*of	4	1	1	0	0	0	0	0	1	0	0	0	0	0	1	2	0	0	.281
Apr 22	vs Massachusetts	*of	3	0	0	1	0	0	0	0	0	1	1	0	0	0	0	2	0	0	.272
Apr 23	ARMY	*of	4	0	1	1	0	0	0	1	0	1	0	0	0	0	2	5	0	0	.271
Apr 25	at St. John's-1	*of	6	1	2	2	1	0	0	0	0	0	0	0	0	0	0	3	0	0	.275
Apr 25	at St. John's-2	*of	6	1	5	4	4	0	0	0	0	1	0	0	0	0	0	3	0	0	.306
Apr 27	at St. John's	*of	4	4	3	1	1	0	1	1	1	0	0	0	0	0	0	0	0	0	.321
Apr 29	RUTGERS	*of	1	1	1	2	1	0	0	0	0	0	0	0	0	0	0	0	0	0	.327
Totals		30gs	113	24	37	25	10	0	1	12	9	5	6	2	2	1	14	56	2	0	.327

On base pct. .414 • Slugging pct. .442

#25 Ellisen, Tommy - 6 games (All games)

Date	Opponent	Pos	AB	R	H	RBI	2B	3B	HR	BB	SB	CS	HBP	SAC	SF	GDP	K	PO	A	E	Avg
Feb 23	at Florida Atlantic	*p	0	0	0	0	0	0	0	0	0	0	0	0	0	0	0	0	1	0	.000
Mar 02	vs Vanderbilt	*p	0	0	0	0	0	0	0	0	0	0	0	0	0	0	0	1	1	0	.000
Apr 05	at Creighton	p	0	0	0	0	0	0	0	0	0	0	0	0	0	0	0	1	2	0	.000
Apr 11	GEORGETOWN-2	*p	0	0	0	0	0	0	0	0	0	0	0	0	0	0	0	0	1	1	.000
Apr 18	SETON HALL	*p	0	0	0	0	0	0	0	0	0	0	0	0	0	0	0	0	1	0	.000
Apr 25	at St. John's-2	*p	0	0	0	0	0	0	0	0	0	0	0	0	0	0	0	0	2	0	.000
Totals		5gs	0	0	0	0	0	0	0	0	0	0	0	0	0	0	0	2	8	1	.000

On base pct. .000 • Slugging pct. .000

#25 Ellisen, Tommy - 12 appearances (All games)

Date	Opponent	GS	IP	H	R	ER	BB	SO	2B	3B	HR	WP	BK	HBP	IBB	Score	W-L	Sv	ERA	NP
Feb 16	vs Penn State	*	2.0	3	5	1	3	2	0	0	2	1	0	0	0	6-7	0-1	0	4.50	50
Feb 23	at Florida Atlantic	*	4.0	4	1	1	2	5	0	0	0	0	0	1	0	5-3	0-1	0	3.00	81
Mar 02	vs Vanderbilt	*	6.0	5	2	0	2	5	1	0	0	0	0	0	0	6-2	1-1	0	1.50	84
Mar 09	at Miami	*	1.1	4	5	4	1	1	0	0	1	0	0	1	0	11-15	1-2	0	4.05	37
Mar 15	at Campbell-1	*	3.0	6	4	4	2	2	0	0	1	1	0	0	0	6-7	1-2	0	5.51	74
Mar 23	at UNC GREENSBOR	*	4.1	5	4	4	1	6	0	0	1	2	0	0	0	6-4	1-2	0	6.10	69
Mar 29	at Xavier-2	*	1.2	5	4	4	2	1	1	1	1	0	0	0	0	7-10	1-3	0	7.25	40
April 1	QUINNIPIAC		0.2	2	1	1	2	2	0	0	0	0	0	0	0	9-3	1-3	0	7.43	27
Apr 05	at Creighton		4.0	6	7	7	2	2	0	0	0	2	0	2	0	2-14	1-3	0	8.67	78
Apr 11	GEORGETOWN-2	*	5.2	5	3	2	3	7	2	0	0	0	0	0	0	10-3	2-3	0	7.71	93
Apr 18	SETON HALL	*	4.2	6	3	3	2	5	2	0	1	1	0	1	0	5-4	2-3	0	7.47	81
Apr 25	at St. John's-2	*	6.0	7	4	4	2	6	3	1	0	0	0	1	0	17-6	3-3	0	7.27	96
Totals		10	43.1	58	43	35	24	44	9	2	7	7	0	6	0	90-78	3-3	0	7.27	-

#12 Finn, Sean - 3 games (All games)

Date	Opponent	Pos	AB	R	H	RBI	2B	3B	HR	BB	SB	CS	HBP	SAC	SF	GDP	K	PO	A	E	Avg
Mar 29	at Xavier-2	p	0	0	0	0	0	0	0	0	0	0	0	0	0	0	0	0	1	0	.000
Apr 11	GEORGETOWN-1	p	0	0	0	0	0	0	0	0	0	0	0	0	0	0	0	1	0	0	.000
Apr 29	RUTGERS	p	0	0	0	0	0	0	0	0	0	0	0	0	0	0	0	1	0	0	.000
Totals		Ogs	0	0	0	0	0	0	0	0	0	0	0	0	0	0	0	2	1	0	.000

On base pct. .000 • Slugging pct. .000

#12 Finn, Sean - 16 appearances (All games)

Date	Opponent	GS	IP	H	R	ER	BB	SO	2B	3B	HR	WP	BK	HBP	IBB	Score	W-L	Sv	ERA	NP
Feb 16	vs Penn State		0.0	0	1	0	0	0	0	0	0	2	0	0	0	6-7	0-0	0	0.00	2
Mar 11	LIU		1.0	0	0	0	0	1	0	0	0	0	0	0	0	11-1	0-0	0	0.00	7
Mar 19	at North Carolina	*	1.0	2	1	1	1	1	0	0	1	0	0	0	0	5-1	0-0	0	4.50	15
Mar 23	at UNC GREENSBOR		2.0	1	0	0	1	5	0	0	0	0	0	0	0	6-4	1-0	0	2.25	26
Mar 26	at Northeastern	*	2.0	3	0	0	1	5	0	0	0	0	0	0	0	0-3	1-0	0	1.50	40
Mar 29	at Xavier-2		0.2	2	3	3	1	0	0	0	0	0	0	0	0	7-10	1-0	0	5.40	22
April 1	QUINNIPIAC	*	3.0	1	0	0	2	0	0	0	0	0	0	1	0	9-3	2-0	0	3.72	37
Apr 06	at Creighton	*	1.1	0	2	2	3	2	0	0	0	0	0	0	0	7-11	2-1	0	4.91	34
Apr 11	GEORGETOWN-1		2.0	0	0	0	0	2	0	0	0	0	0	0	0	4-2	3-1	0	4.15	24
Apr 15	at Boston College		1.0	2	1	1	1	2	0	0	0	0	0	0	0	21-9	3-1	0	4.50	22
Apr 18	SETON HALL		3.0	0	0	0	1	6	0	0	0	0	0	0	0	5-4	4-1	0	3.71	37
Apr 19	SETON HALL		2.1	2	0	0	1	5	0	0	0	0	0	0	0	8-6	5-1	0	3.26	39
Apr 23	ARMY		1.0	2	1	0	0	2	0	0	0	0	0	0	0	12-5	5-1	0	3.10	18
Apr 25	at St. John's-2		1.0	3	2	2	1	3	0	0	1	1	0	0	0	17-6	5-1	0	3.80	23
Apr 27	at St. John's		1.0	0	0	0	0	2	0	0	0	0	0	0	0	14-3	5-1	0	3.63	15
Apr 29	RUTGERS		2.1	2	0	0	0	1	0	0	0	0	0	0	0	11-13	5-1	0	3.28	28
Totals		4	24.2	20	11	9	13	37	0	0	2	3	0	1	0	143-88	5-1	0	3.28	-

#54 Galusha, Thomas - 7 appearances (All games)

Date	Opponent	GS	IP	H	R	ER	BB	SO	2B	3B	HR	WP	BK	HBP	IBB	Score	W-L	Sv	ERA	NP
Feb 16	vs Penn State		0.0	0	0	0	2	0	0	0	0	0	0	0	0	6-7	0-0	0	0.00	10
Mar 11	LIU		2.0	0	0	0	0	3	0	0	0	0	0	0	0	11-1	1-0	0	0.00	21
Mar 15	at Campbell-1		0.0	1	1	1	1	0	0	0	0	0	0	1	0	6-7	1-0	0	4.50	8
Mar 18	at Duke		2.0	1	1	1	5	2	0	0	0	0	0	0	0	2-12	1-0	0	4.50	55
Mar 25	BOSTON COLLEGE		0.1	2	2	2	0	0	0	0	2	0	0	0	0	6-18	1-0	0	8.31	12
Apr 05	at Creighton		0.2	0	0	0	0	1	0	0	0	0	0	0	0	2-14	1-0	0	7.20	9
Apr 23	ARMY	*	0.2	3	2	2	2	0	0	0	1	0	0	0	0	12-5	1-0	0	9.53	24
Totals		1	5.2	7	6	6	10	6	0	0	3	0	0	1	0	45-64	1-0	0	9.53	-

#5 Garbowski, Matt - 23 games (All games)

Date	Opponent	Pos	AB	R	H	RBI	2B	3B	HR	BB	SB	CS	HBP	SAC	SF	GDP	K	PO	A	E	Avg
Feb 14	vs Stetson	*c	4	0	1	0	0	0	0	0	0	0	0	0	0	0	1	4	0	0	.250
Feb 16	vs Penn State	*c	2	0	0	0	0	0	0	2	0	0	0	0	0	0	1	9	0	0	.167
Feb 21	at Florida Atlantic	*c	3	1	1	0	0	0	0	1	0	0	0	0	0	0	0	9	1	0	.222
Feb 23	at Florida Atlantic	*c	3	0	0	0	0	0	0	0	0	0	0	0	0	0	0	8	0	0	.167
Mar 01	at UCLA	*c	2	1	0	0	0	0	0	1	0	0	0	0	0	1	0	5	1	0	.143
Mar 08	at Miami	*c	3	1	1	0	0	0	0	1	0	0	0	0	0	0	0	7	0	0	.176
Mar 15	at Campbell-1	c	0	0	0	0	0	0	0	0	0	0	0	0	0	0	0	1	0	0	.176
Mar 15	at Campbell-2	*c	1	0	0	0	0	0	0	2	0	0	0	0	0	0	1	8	0	0	.167
Mar 18	at Duke	*c	4	1	1	1	0	0	0	0	0	0	0	0	0	0	0	4	3	0	.182
Mar 22	at UNC GREENSBOR	*c	2	1	0	0	0	0	0	2	0	0	0	0	0	0	2	13	1	0	.167
Mar 23	at UNC GREENSBOR	*c	2	0	2	0	0	0	0	0	0	0	0	0	0	0	0	8	0	0	.231
Mar 26	at Northeastern	*c	2	0	0	0	0	0	0	0	0	0	0	0	0	0	0	14	0	0	.214
Mar 28	at Xavier	*c	4	1	1	0	1	0	0	0	0	0	0	0	0	0	1	9	0	0	.219
Mar 29	at Xavier-1	*c	3	0	1	1	0	0	0	0	1	0	0	1	0	0	0	8	1	0	.229
April 1	QUINNIPIAC	*c	5	1	2	0	0	0	0	0	1	0	0	0	0	0	1	5	2	0	.250
Apr 04	at Creighton	*c	5	0	0	0	0	0	0	0	0	0	0	0	0	0	1	8	1	0	.222
Apr 06	at Creighton	*c	2	1	1	0	0	0	0	1	0	0	0	0	0	0	1	8	0	1	.234
Apr 11	GEORGETOWN-1	*c	2	0	0	0	0	0	0	1	0	0	0	0	0	1	0	8	1	0	.224
Apr 11	GEORGETOWN-2	c	0	0	0	0	0	0	0	0	0	0	0	0	0	0	0	1	1	0	.224
Apr 13	GEORGETOWN	*c	4	0	0	0	0	0	0	0	0	0	0	0	0	0	2	15	0	0	.208
Apr 17	SETON HALL	*c	3	0	0	0	0	0	0	0	0	0	0	0	0	0	2	14	1	0	.196
Apr 25	at St. John's-1	*c	4	1	3	2	1	0	0	0	0	0	0	1	0	0	0	4	0	0	.233
Apr 29	RUTGERS	*c	1	0	0	1	0	0	0	0	0	0	1	0	1	0	0	4	0	0	.230
Totals		21gs	61	9	14	5	2	0	0	11	2	0	1	2	1	2	13	174	13	1	.230

On base pct. .351 • Slugging pct. .262

#23 Groen, Carter - 7 games (All games)

Date	Opponent	Pos	AB	R	H	RBI	2B	3B	HR	BB	SB	CS	HBP	SAC	SF	GDP	K	PO	A	E	Avg
Feb 16	vs Penn State	*of	3	0	0	0	0	0	0	1	0	0	0	0	0	0	2	6	0	1	.000
Feb 22	at Florida Atlantic	*of/of	3	2	1	3	0	0	1	1	0	0	0	0	1	0	0	3	0	0	.167
Feb 23	at Florida Atlantic	ph	1	0	1	0	0	0	0	0	0	0	0	0	0	0	0	0	0	0	.286
Mar 01	at UCLA	*of	3	0	1	1	0	0	0	0	0	0	0	0	1	1	0	2	0	0	.300
Mar 11	LIU	ph/of	0	0	0	0	0	0	0	1	0	0	0	0	0	0	0	0	0	0	.300
Mar 15	at Campbell-1	*dh	4	0	1	1	0	0	0	0	0	0	1	0	0	0	2	0	0	0	.286
Mar 25	BOSTON COLLEGE	*of	2	1	1	0	1	0	0	0	0	0	0	0	0	0	1	1	0	0	.312
Totals		5gs	16	3	5	5	1	0	1	3	0	0	1	0	2	1	5	12	0	1	.312

On base pct. .409 • Slugging pct. .562

#20 Hamberger, Evan - 2 games (All games)

Date	Opponent	Pos	AB	R	H	RBI	2B	3B	HR	BB	SB	CS	HBP	SAC	SF	GDP	K	PO	A	E	Avg
Mar 19	at North Carolina	p	0	0	0	0	0	0	0	0	0	0	0	0	0	0	0	0	1	0	.000
Mar 26	at Northeastern	p	0	0	0	0	0	0	0	0	0	0	0	0	0	0	0	0	1	0	.000
Totals		0gs	0	0	0	0	0	0	0	0	0	0	0	0	0	0	0	0	2	0	.000

On base pct. .000 • Slugging pct. .000

#20 Hamberger, Evan - 9 appearances (All games)

Date	Opponent	GS	IP	H	R	ER	BB	SO	2B	3B	HR	WP	BK	HBP	IBB	Score	W-L	Sv	ERA	NP
Feb 15	vs Missouri		0.2	4	6	5	1	2	1	0	1	0	1	0	0	7-11	0-0	0	67.50	29
Feb 16	vs Penn State		0.1	0	0	0	0	1	0	0	0	0	0	0	0	6-7	0-0	0	45.00	7
Feb 22	at Florida Atlantic		0.2	2	3	3	2	1	1	0	0	0	0	0	0	17-25	0-0	0	43.20	26
Feb 23	at Florida Atlantic		0.0	1	1	1	0	0	0	0	1	0	0	0	0	5-3	0-0	0	48.60	4
Mar 09	at Miami		1.2	4	2	2	1	1	2	0	0	0	0	0	1	11-15	0-0	0	29.70	30
Mar 19	at North Carolina		2.0	0	0	0	2	0	0	0	0	1	0	0	0	5-1	1-0	0	18.56	25
Mar 26	at Northeastern		0.2	0	1	1	2	0	0	0	0	0	0	0	0	0-3	1-1	0	18.00	16
Apr 05	at Creighton		2.0	4	2	2	1	2	0	0	0	0	0	1	0	2-14	1-1	0	15.75	44
Apr 22	vs Massachusetts	*	1.0	3	1	0	0	2	0	0	0	1	0	0	0	12-2	1-1	0	14.00	25
Totals		1	9.0	18	16	14	9	9	4	0	2	2	1	1	1	65-81	1-1	0	14.00	-

#37 Hutchinson, Sam - 15 appearances (All games)

Date	Opponent	GS	IP	H	R	ER	BB	SO	2B	3B	HR	WP	BK	HBP	IBB	Score	W-L	Sv	ERA	NP
Feb 15	vs Missouri		0.1	0	0	0	1	1	0	0	0	0	0	0	0	7-11	0-0	0	0.00	9
Feb 16	vs Penn State		0.2	0	0	0	1	0	0	0	0	0	0	0	0	6-7	0-0	0	0.00	10
Feb 22	at Florida Atlantic		3.2	8	4	4	1	3	2	0	0	0	0	0	0	17-25	0-0	0	7.71	61
Mar 02	vs Vanderbilt		0.1	0	0	0	0	1	0	0	0	0	0	0	0	6-2	0-0	0	7.20	6
Mar 09	at Miami		2.1	1	2	2	1	2	0	0	0	0	0	2	0	11-15	0-0	0	7.36	39
Mar 19	at North Carolina		2.2	3	0	0	0	0	0	0	0	0	1	0	0	5-1	0-0	0	5.40	38
Mar 23	at UNC GREENSBOR		0.1	0	0	0	0	0	0	0	0	0	0	0	0	6-4	0-0	0	5.23	4
Mar 25	BOSTON COLLEGE		0.2	1	2	2	1	0	0	0	1	0	0	0	0	6-18	0-0	0	6.55	18
April 1	QUINNIPIAC		1.0	0	0	0	2	1	0	0	0	0	0	0	0	9-3	0-0	0	6.00	21
Apr 04	at Creighton		0.1	2	4	4	2	0	1	0	0	0	0	0	0	8-7	0-0	0	8.76	20
Apr 09	HOFSTRA		0.2	1	0	0	0	1	0	0	0	0	0	1	0	12-4	0-0	0	8.31	16
Apr 17	SETON HALL		0.1	0	0	0	1	1	0	0	0	0	0	0	0	5-3	0-0	0	8.10	12
Apr 22	vs Massachusetts		1.0	0	0	0	0	2	0	0	0	0	0	1	0	12-2	0-0	0	7.53	16
Apr 23	ARMY		2.1	1	0	0	0	3	0	0	0	0	0	2	0	12-5	0-0	0	6.48	35
Apr 29	RUTGERS		0.2	3	4	4	1	0	0	0	1	0	0	0	0	11-13	0-1	0	8.31	23
Totals		0	17.1	20	16	16	11	15	3	0	2	0	1	6	0	133-120	0-1	0	8.31	-

#11 Lane, Connor - 31 games (All games)

Date	Opponent	Pos	AB	R	H	RBI	2B	3B	HR	BB	SB	CS	HBP	SAC	SF	GDP	K	PO	A	E	Avg
Feb 15	vs Missouri	*c	4	0	0	0	0	0	0	0	0	0	0	0	0	0	1	13	0	1	.000
Feb 22	at Florida Atlantic	*c	5	1	2	0	0	1	0	0	0	0	0	0	0	0	3	6	2	0	.222
Feb 23	at Florida Atlantic	c	0	0	0	0	0	0	0	0	0	0	0	0	0	0	0	2	0	0	.222
Feb 28	at USC	*c	4	1	2	1	1	0	0	0	0	0	0	0	0	0	0	14	1	0	.308
Mar 02	vs Vanderbilt	*c	4	0	1	0	0	0	0	0	0	0	0	0	0	0	1	10	0	0	.294
Mar 07	at Miami	*c	4	0	1	1	0	0	0	0	0	0	0	0	0	0	1	7	0	0	.286
Mar 09	at Miami	*c	5	0	0	0	0	0	0	0	0	0	0	0	0	0	1	6	1	0	.231
Mar 11	LIU	*c	3	1	1	2	0	0	0	1	0	0	0	0	0	1	0	6	0	0	.241
Mar 14	at Campbell	*c	2	0	0	1	0	0	0	1	0	0	0	1	0	0	2	10	2	1	.226
Mar 15	at Campbell-1	*c	4	0	0	0	0	0	0	0	0	0	0	0	0	0	0	13	1	1	.200
Mar 18	at Duke	ph	1	0	0	0	0	0	0	0	0	0	0	0	0	0	0	0	0	0	.194
Mar 19	at North Carolina	*c	1	1	0	1	0	0	0	2	1	0	0	0	1	0	0	3	0	0	.189
Mar 21	at UNC GREENSBOR	*c	4	0	0	0	0	0	0	0	0	0	0	0	0	0	0	15	0	0	.171
Mar 23	at UNC GREENSBOR	c	1	0	0	0	0	0	0	0	0	0	0	0	0	0	0	4	1	0	.167
Mar 25	BOSTON COLLEGE	*c	3	0	0	0	0	0	0	0	0	0	0	0	0	0	1	8	2	1	.156
Mar 29	at Xavier-2	*c	4	2	3	2	0	0	1	0	0	0	0	0	0	0	0	7	2	0	.204
Apr 05	at Creighton	*c	4	0	0	0	0	0	0	0	0	0	0	0	0	0	0	6	1	0	.189
Apr 06	at Creighton	c	0	0	0	0	0	0	0	0	0	0	0	0	0	0	0	1	0	0	.189
Apr 09	HOFSTRA	*c	5	0	1	1	1	0	0	0	0	0	0	0	0	1	1	10	2	0	.190
Apr 11	GEORGETOWN-1	c	0	0	0	0	0	0	0	0	0	0	0	0	0	0	0	1	0	0	.190
Apr 11	GEORGETOWN-2	*c	4	0	2	2	1	0	0	0	0	0	0	0	0	0	0	12	1	0	.210
Apr 15	at Boston College	*c	5	3	3	5	1	0	1	0	0	0	0	0	0	0	1	6	0	1	.239
Apr 17	SETON HALL	c	0	0	0	0	0	0	0	0	0	0	0	0	0	0	0	1	0	0	.239
Apr 18	SETON HALL	*c	5	2	3	1	1	0	1	0	0	0	0	0	0	0	2	14	0	0	.264
Apr 19	SETON HALL	*c	4	1	2	3	0	0	1	0	0	0	0	0	0	0	2	10	0	0	.276
Apr 22	vs Massachusetts	*c	4	1	2	0	0	0	0	0	0	0	0	0	0	0	2	11	0	0	.287
Apr 23	ARMY	*c	3	2	1	0	1	0	0	1	0	0	0	0	0	0	2	11	0	0	.289
Apr 25	at St. John's-2	*c	3	0	0	2	0	0	0	1	0	0	0	0	2	0	3	10	0	0	.279
Apr 27	at St. John's	*c	5	2	3	2	1	0	0	0	0	0	0	0	0	0	1	8	0	0	.297
Apr 29	RUTGERS	ph/c	1	0	0	0	0	0	0	0	0	0	0	0	0	0	0	1	0	0	.293
Apr 30	RHODE ISLAND	*c	5	1	2	3	1	0	1	0	0	0	0	0	0	0	2	9	0	0	.299
Totals		24gs	97	18	29	27	8	1	5	6	1	0	0	1	3	2	26	235	16	5	.299

On base pct. .330 • Slugging pct. .557

#26 MacArthur, Grant - 43 games (All games)

Date	Opponent	Pos	AB	R	H	RBI	2B	3B	HR	BB	SB	CS	HBP	SAC	SF	GDP	K	PO	A	E	Avg
Feb 14	vs Stetson	*dh	5	1	3	1	0	0	0	0	0	0	0	0	0	0	1	0	0	0	.600
Feb 15	vs Missouri	*dh	4	0	0	1	0	0	0	0	0	0	1	0	0	0	2	0	0	0	.333
Feb 16	vs Penn State	*dh	4	2	3	1	0	0	0	1	0	0	0	0	0	0	0	0	0	0	.462
Feb 21	at Florida Atlantic	*dh	2	1	2	1	0	0	1	2	0	0	0	0	0	0	0	0	0	0	.533
Feb 22	at Florida Atlantic	*dh	3	1	1	0	0	0	0	0	0	0	0	0	0	0	0	0	0	0	.500
Feb 23	at Florida Atlantic	*dh	4	0	0	0	0	0	0	1	0	0	0	0	0	1	2	0	0	0	.409
Feb 28	at USC	*dh	3	1	1	0	0	0	0	1	0	0	0	0	0	0	2	0	0	0	.400
Mar 01	at UCLA	*1b	4	1	2	0	1	0	0	0	0	0	0	0	0	0	0	9	0	0	.414
Mar 02	vs Vanderbilt	*1b	4	1	2	1	1	0	0	0	0	0	0	0	0	0	1	9	0	1	.424
Mar 07	at Miami	*1b	3	1	0	0	0	0	0	2	0	0	0	0	0	0	0	6	0	0	.389
Mar 08	at Miami	*1b	5	1	2	3	1	0	0	0	0	1	0	0	0	0	2	8	0	0	.390
Mar 09	at Miami	*dh	4	2	3	4	0	0	2	1	0	0	0	0	0	0	0	0	0	0	.422
Mar 11	LIU	*1b	2	1	1	0	0	0	0	1	0	0	1	0	0	0	0	5	0	0	.426
Mar 14	at Campbell	*1b	4	1	1	2	1	0	0	0	0	0	0	0	0	0	1	10	0	0	.412
Mar 15	at Campbell-1	*1b	2	1	0	0	0	0	0	3	0	1	0	0	0	0	1	4	0	0	.396
Mar 15	at Campbell-2	*1b	3	1	1	1	0	0	0	1	0	0	0	0	0	0	1	4	0	0	.393
Mar 18	at Duke	*1b	3	0	0	0	0	0	0	0	0	0	1	0	0	0	1	4	0	0	.373
Mar 19	at North Carolina	*1b	4	0	0	1	0	0	0	0	0	0	0	0	1	0	3	15	1	0	.349
Mar 21	at UNC GREENSBOR	*1b	4	0	0	0	0	0	0	0	0	0	0	0	0	0	2	4	1	0	.328
Mar 22	at UNC GREENSBOR	*1b	5	1	3	0	1	0	0	0	1	0	0	0	0	0	2	6	0	1	.347
Mar 23	at UNC GREENSBOR	*1b	4	0	0	0	0	0	0	0	0	0	1	0	0	0	2	9	1	0	.329
Mar 25	BOSTON COLLEGE	*1b	3	0	1	1	0	0	0	0	0	0	0	0	1	0	0	8	0	0	.329
Mar 26	at Northeastern	*1b	3	0	0	0	0	0	0	0	0	0	0	0	0	0	0	2	0	0	.317
Mar 28	at Xavier	*1b	5	0	0	0	0	0	0	0	0	0	0	0	0	0	1	4	0	0	.299
Mar 29	at Xavier-1	*1b	3	2	1	0	0	0	0	1	0	0	1	0	0	0	0	6	0	0	.300
Mar 29	at Xavier-2	*1b	5	1	2	0	0	0	0	0	0	0	0	0	0	0	1	7	0	0	.305
April 1	QUINNIPIAC	*1b	2	0	1	1	0	0	0	2	1	0	1	0	1	0	0	5	0	0	.309
Apr 04	at Creighton	*1b	2	0	1	2	0	0	0	3	0	0	0	0	0	0	0	9	0	0	.313
Apr 05	at Creighton	*1b	3	0	0	0	0	0	0	1	0	0	0	0	0	0	1	6	0	0	.304
Apr 06	at Creighton	*1b	4	0	0	0	0	0	0	0	0	0	0	0	0	0	2	7	0	0	.292
Apr 09	HOFSTRA	ph	1	0	0	0	0	0	0	0	0	0	0	0	0	0	1	0	0	0	.290
Apr 11	GEORGETOWN-1	*dh	3	0	0	0	0	0	0	0	0	0	0	0	0	0	2	0	0	0	.282
Apr 11	GEORGETOWN-2	*dh	5	1	1	1	1	0	0	0	0	0	0	0	0	0	0	0	0	0	.278
Apr 13	GEORGETOWN	*dh	4	0	2	2	1	0	0	0	0	0	0	0	0	0	1	0	0	0	.286
Apr 15	at Boston College	*1b	2	3	1	2	0	0	1	1	0	0	2	0	0	0	0	1	0	0	.289
Apr 17	SETON HALL	*dh	2	1	2	1	0	0	1	1	0	0	0	0	0	0	0	0	0	0	.301
Apr 18	SETON HALL	*dh	5	0	0	0	0	0	0	0	0	0	0	0	0	0	1	0	0	0	.289
Apr 22	vs Massachusetts	*1b	2	0	1	0	0	0	0	1	0	0	1	0	0	0	0	3	0	0	.292
Apr 23	ARMY	*1b	3	1	1	1	0	0	0	1	0	0	0	0	0	0	0	3	0	1	.293
Apr 25	at St. John's-1	ph/1b	3	1	1	0	0	0	0	0	0	0	0	0	0	0	1	3	0	0	.294
Apr 25	at St. John's-2	*1b	5	0	1	1	1	0	0	0	0	0	0	0	0	0	0	6	0	0	.291
Apr 29	RUTGERS	ph	1	0	0	0	0	0	0	0	0	0	0	0	0	0	1	0	0	0	.289
Apr 30	RHODE ISLAND	*1b	1	3	0	0	0	0	0	2	0	0	1	0	0	0	0	3	0	1	.287
Totals		40gs	143	30	41	28	8	0	5	26	2	2	10	0	3	1	35	166	3	4	.287

On base pct. .423 • Slugging pct. .448

#49 Mayer, Cameron - 1 game (All games)

Date	Opponent	Pos	AB	R	H	RBI	2B	3B	HR	BB	SB	CS	HBP	SAC	SF	GDP	K	PO	A	E	Avg
Mar 25	BOSTON COLLEGE	p	0	0	0	0	0	0	0	0	0	0	0	0	0	0	0	0	0	2	.000
Totals		0gs	0	0	0	0	0	0	0	0	0	0	0	0	0	0	0	0	0	2	.000

On base pct. .000 • Slugging pct. .000

#49 Mayer, Cameron - 1 appearance (All games)

Date	Opponent	GS	IP	H	R	ER	BB	SO	2B	3B	HR	WP	BK	HBP	IBB	Score	W-L	Sv	ERA	NP
Mar 25	BOSTON COLLEGE		1.0	3	4	3	2	2	0	0	0	1	0	0	0	6-18	0-0	0	27.00	31
Totals		0	1.0	3	4	3	2	2	0	0	0	1	0	0	0	6-18	0-0	0	27.00	-

#2 Minick, Tyler - 40 games (All games)

Date	Opponent	Pos	AB	R	H	RBI	2B	3B	HR	BB	SB	CS	HBP	SAC	SF	GDP	K	PO	A	E	Avg
Feb 21	at Florida Atlantic	*3b	4	1	1	3	0	0	1	0	0	0	0	0	0	0	2	1	1	0	.250
Feb 22	at Florida Atlantic	*3b	6	2	3	5	1	0	1	0	0	0	0	0	0	0	1	0	1	1	.400
Feb 23	at Florida Atlantic	*3b	5	1	1	2	0	0	1	0	0	0	0	0	0	0	0	0	1	0	.333
Feb 28	at USC	*3b	3	0	0	1	0	0	0	0	0	0	0	0	1	1	0	0	0	0	.278
Mar 01	at UCLA	*3b	4	1	3	2	0	0	1	0	0	0	0	0	0	0	0	1	1	0	.364
Mar 02	vs Vanderbilt	*3b	2	0	0	0	0	0	0	2	1	0	0	0	0	0	2	0	1	1	.333
Mar 07	at Miami	*3b	5	1	3	1	0	0	0	0	0	0	0	0	0	0	1	0	0	0	.379
Mar 08	at Miami	*dh	3	3	2	1	1	0	0	2	0	0	0	0	0	0	0	0	0	0	.406
Mar 09	at Miami	*3b	4	2	3	4	1	0	1	1	1	1	0	0	0	0	1	0	0	0	.444
Mar 11	LIU	*3b	3	1	1	2	0	0	1	1	0	0	0	0	0	0	0	0	2	0	.436
Mar 14	at Campbell	*3b	5	1	2	1	0	0	0	0	0	0	0	0	0	0	1	1	3	0	.432
Mar 15	at Campbell-1	*3b	4	0	0	0	0	0	0	1	0	0	0	0	0	0	2	0	2	3	.396
Mar 15	at Campbell-2	*dh	4	0	1	0	0	0	0	0	0	0	0	0	0	0	2	0	0	0	.385
Mar 18	at Duke	*3b	3	0	1	0	0	0	0	0	1	0	1	0	0	0	1	0	0	0	.382
Mar 19	at North Carolina	*3b	4	1	1	0	0	0	0	1	0	0	0	0	0	0	1	0	2	0	.373
Mar 21	at UNC GREENSBOR	*3b	4	0	1	1	0	0	0	0	1	0	0	0	0	0	2	1	0	0	.365
Mar 22	at UNC GREENSBOR	*3b	5	1	2	1	0	0	1	0	0	0	0	0	0	0	1	1	1	0	.368
Mar 23	at UNC GREENSBOR	*3b	5	0	2	1	1	0	0	0	0	0	0	0	0	1	0	0	2	0	.370
Mar 25	BOSTON COLLEGE	*3b	4	1	2	1	0	1	0	0	0	0	0	0	0	1	0	0	2	0	.377
Mar 26	at Northeastern	*3b	3	0	0	0	0	0	0	0	0	0	0	0	0	0	0	0	1	1	.363
Mar 28	at Xavier	*3b	3	0	0	1	0	0	0	1	0	0	0	0	1	0	1	1	0	0	.349
Mar 29	at Xavier-1	*3b	4	1	1	1	0	0	1	1	0	0	0	0	0	0	1	0	2	0	.345
Mar 29	at Xavier-2	*3b	5	0	2	0	0	0	0	0	0	0	0	0	0	0	0	2	0	0	.348
Apr 04	at Creighton	*3b	6	0	0	0	0	0	0	0	0	0	0	0	0	0	3	0	2	0	.327
Apr 05	at Creighton	*3b	4	0	0	0	0	0	0	0	0	0	1	0	0	0	2	0	0	1	.314
Apr 06	at Creighton	*3b	3	1	1	4	0	0	1	1	0	0	0	0	0	0	0	3	1	0	.314
Apr 09	HOFSTRA	*1b	4	1	2	1	1	0	0	1	0	0	0	0	0	0	0	10	0	0	.321
Apr 11	GEORGETOWN-1	*1b	3	2	3	1	0	0	1	1	0	0	0	0	0	0	0	9	0	0	.339
Apr 11	GEORGETOWN-2	*1b	3	1	0	1	0	0	0	1	2	0	1	0	0	0	1	3	0	0	.330
Apr 13	GEORGETOWN	*1b	3	3	2	0	1	0	0	1	2	0	0	0	0	0	0	6	0	0	.339
Apr 15	at Boston College	*3b	3	3	1	1	1	0	0	2	0	0	0	0	1	0	0	1	0	0	.339
Apr 17	SETON HALL	*1b	4	2	2	4	0	0	2	0	0	0	0	0	0	0	0	6	0	0	.344
Apr 18	SETON HALL	*1b	4	0	1	0	0	0	0	1	0	0	0	0	0	0	2	6	0	0	.341
Apr 19	SETON HALL	*1b	4	1	2	1	1	0	0	0	2	0	0	0	0	0	0	7	0	0	.346
Apr 23	ARMY	ph/1b	0	1	0	0	0	0	0	0	0	0	0	0	0	0	0	1	0	0	.346
Apr 25	at St. John's-1	*1b/3b	6	3	5	3	0	0	1	0	1	0	0	0	0	0	0	4	0	0	.367
Apr 25	at St. John's-2	*dh	4	4	1	3	0	0	1	1	1	0	0	0	0	0	1	0	0	0	.364
Apr 27	at St. John's	*1b	4	2	2	1	0	0	1	1	0	1	0	0	0	0	0	8	0	1	.367
Apr 29	RUTGERS	*1b	5	1	2	2	0	0	0	0	0	0	0	0	0	0	2	8	2	0	.368
Apr 30	RHODE ISLAND	*dh	4	3	2	4	0	0	1	1	1	0	0	0	0	0	1	0	0	0	.372
Totals		39gs	156	45	58	54	8	1	16	21	13	2	3	0	3	3	31	77	30	8	.372

On base pct. .448 • Slugging pct. .744

#41 Shaw III, Greg - 21 appearances (All games)

Date	Opponent	GS	IP	H	R	ER	BB	SO	2B	3B	HR	WP	BK	HBP	IBB	Score	W-L	Sv	ERA	NP
Feb 14	vs Stetson		1.2	3	2	2	1	1	1	0	0	0	0	0	0	6-10	0-0	0	10.80	32
Feb 21	at Florida Atlantic		1.2	2	0	0	0	1	0	0	0	0	0	0	0	4-5	0-0	0	5.40	27
Feb 23	at Florida Atlantic		2.0	1	1	1	0	0	0	0	0	0	0	1	0	5-3	0-0	0	5.06	18
Feb 28	at USC		0.2	2	2	2	0	1	1	0	0	0	0	0	0	5-8	0-0	0	7.50	18
Mar 08	at Miami		1.1	0	1	1	2	2	0	0	0	0	0	0	0	12-8	0-0	0	7.36	30
Mar 11	LIU	*	3.0	4	1	1	1	2	1	0	0	0	0	0	0	11-1	0-0	0	6.10	45
Mar 15	at Campbell-1		4.0	1	0	0	1	5	0	0	0	0	0	1	0	6-7	0-0	0	4.40	69
Mar 19	at North Carolina		2.0	0	0	0	3	1	0	0	0	0	0	0	0	5-1	0-0	0	3.86	44
Mar 21	at UNC GREENSBOR		1.0	0	0	0	0	2	0	0	0	0	0	0	0	3-1	0-0	0	3.63	15
Mar 23	at UNC GREENSBOR		2.0	1	0	0	0	3	0	0	0	0	0	1	0	6-4	0-0	1	3.26	32
Mar 26	at Northeastern		1.0	1	0	0	0	1	0	0	0	0	0	0	0	0-3	0-0	1	3.10	13
Mar 29	at Xavier-1		0.2	1	1	1	2	1	0	0	1	0	0	0	0	9-4	0-0	1	3.43	22
April 1	QUINNIPIAC		2.0	4	0	0	0	1	0	0	0	0	0	0	0	9-3	0-0	1	3.13	28
Apr 04	at Creighton		0.1	1	2	2	2	1	1	0	0	0	0	0	0	8-7	0-0	1	3.86	23
Apr 06	at Creighton		2.0	0	0	0	1	1	0	0	0	0	0	1	1	7-11	0-0	1	3.55	27
Apr 09	HOFSTRA		1.1	0	0	0	0	1	0	0	0	0	0	0	0	12-4	0-0	1	3.38	23
Apr 15	at Boston College		3.0	5	5	4	0	1	1	1	1	0	0	1	0	21-9	1-0	1	4.25	56
Apr 18	SETON HALL		2.1	2	1	1	1	3	0	0	1	0	0	0	0	5-4	1-0	1	4.22	54
Apr 22	vs Massachusetts		3.0	2	1	1	1	3	1	0	1	0	0	0	0	12-2	2-0	1	4.11	58
Apr 25	at St. John's-1		5.2	5	1	1	1	3	2	0	0	0	0	0	0	13-8	3-0	1	3.76	88
Apr 29	RUTGERS		0.0	3	5	5	2	0	1	0	1	0	0	0	0	11-13	3-0	1	4.87	21
Totals		1	40.2	38	23	22	18	34	9	1	5	0	0	5	1	170-116	3-0	1	4.87	-

#9 Shpur, Caleb - 44 games (All games)

Date	Opponent	Pos	AB	R	H	RBI	2B	3B	HR	BB	SB	CS	HBP	SAC	SF	GDP	K	PO	A	E	Avg
Feb 14	vs Stetson	*of	4	1	1	1	0	0	0	1	0	1	0	0	0	0	0	2	0	0	.250
Feb 15	vs Missouri	*of	5	2	2	1	1	0	0	0	1	0	0	0	0	0	1	1	0	0	.333
Feb 16	vs Penn State	*of	5	1	1	0	1	0	0	0	1	0	0	0	0	0	1	1	0	0	.286
Feb 21	at Florida Atlantic	*of	5	0	0	0	0	0	0	0	0	0	0	0	0	0	2	3	0	0	.211
Feb 22	at Florida Atlantic	*of	3	1	1	1	0	0	0	0	0	0	0	0	0	0	0	2	0	0	.227
Feb 23	at Florida Atlantic	*of	5	0	1	0	0	0	0	0	0	0	0	0	0	0	1	10	0	0	.222
Feb 28	at USC	*of	5	1	3	1	0	0	0	0	0	0	0	0	0	0	1	3	0	0	.281
Mar 02	vs Vanderbilt	*of	5	1	1	0	0	0	0	0	0	0	0	0	0	0	2	2	0	0	.270
Mar 07	at Miami	*of	5	0	0	0	0	0	0	0	0	0	0	0	0	0	2	5	0	0	.238
Mar 08	at Miami	*of	4	0	0	0	0	0	0	0	0	0	0	0	0	0	2	3	0	0	.217
Mar 09	at Miami	*of	3	1	1	0	0	0	0	1	1	0	0	0	0	0	0	3	0	0	.224
Mar 11	LIU	*of	4	1	2	1	0	0	0	0	1	0	0	0	0	0	0	4	0	0	.245
Mar 14	at Campbell	*of	4	0	0	0	0	0	0	0	0	0	0	0	0	0	0	2	0	0	.228
Mar 15	at Campbell-1	*of	3	1	2	0	0	0	0	1	2	1	0	0	0	0	0	1	0	0	.250
Mar 15	at Campbell-2	*of	4	0	1	0	0	0	0	0	0	1	0	0	0	0	0	2	0	0	.250
Mar 18	at Duke	*of	4	0	0	0	0	0	0	0	0	0	0	0	0	0	1	9	0	0	.235
Mar 19	at North Carolina	*of	3	1	1	0	0	0	0	1	0	0	1	0	0	0	0	0	0	0	.239
Mar 21	at UNC GREENSBOR	*of	4	1	1	0	0	0	0	0	3	0	0	0	0	0	1	2	0	0	.240
Mar 22	at UNC GREENSBOR	*of	4	0	2	2	0	1	0	0	0	0	0	0	0	0	1	2	0	0	.253
Mar 23	at UNC GREENSBOR	*of	3	1	0	1	0	0	0	1	2	0	0	0	0	0	1	0	0	0	.244
Mar 25	BOSTON COLLEGE	*of	3	1	1	2	0	0	1	0	0	0	0	0	0	0	0	5	0	0	.247
Mar 26	at Northeastern	*of	3	0	0	0	0	0	0	0	0	0	0	0	0	0	0	4	0	0	.239
Mar 28	at Xavier	*of	4	1	1	0	0	0	0	0	0	0	0	0	0	0	2	4	0	0	.239
Mar 29	at Xavier-1	*of	4	1	1	0	0	0	0	0	1	0	0	0	0	0	0	3	0	0	.240
Mar 29	at Xavier-2	*of	4	0	1	0	0	0	0	0	1	0	0	0	0	0	0	2	0	0	.240
April 1	QUINNIPIAC	*of	4	2	3	0	0	0	0	2	3	0	0	0	0	0	0	2	0	0	.260
Apr 04	at Creighton	*of	5	2	3	0	1	0	0	1	2	0	0	0	0	0	0	3	0	0	.275
Apr 05	at Creighton	*of	5	1	1	0	0	0	0	0	1	0	0	0	0	0	0	1	0	0	.272
Apr 06	at Creighton	*of	4	2	0	0	0	0	0	1	1	0	0	0	0	0	0	1	0	0	.263
Apr 09	HOFSTRA	*of	4	2	1	2	0	1	0	1	1	0	0	0	0	0	0	4	0	0	.262
Apr 11	GEORGETOWN-1	*of	3	1	1	0	0	0	0	1	0	1	0	0	0	0	0	1	0	0	.264
Apr 11	GEORGETOWN-2	*of	4	1	1	2	1	0	0	0	0	0	0	1	0	0	2	3	1	0	.264
Apr 13	GEORGETOWN	*of	3	2	2	2	0	0	1	1	2	0	0	0	0	0	1	2	0	0	.273
Apr 15	at Boston College	*of	5	3	3	2	0	0	1	1	2	1	0	0	0	0	0	8	0	0	.285
Apr 17	SETON HALL	*of	4	0	0	0	0	0	0	0	0	0	0	0	0	2	1	0	0	0	.277
Apr 18	SETON HALL	*of	4	1	3	1	1	0	0	1	2	0	0	0	0	0	1	6	0	0	.290
Apr 19	SETON HALL	*of	4	0	1	0	1	0	0	0	0	0	0	0	0	0	1	1	0	0	.289
Apr 22	vs Massachusetts	*of	4	2	2	1	0	1	0	0	2	0	0	1	0	0	1	4	0	0	.294
Apr 23	ARMY	*of	4	2	1	1	0	0	0	0	1	0	0	0	1	0	2	1	0	0	.293
Apr 25	at St. John's-1	*of	5	0	1	0	0	0	0	0	0	0	0	1	0	0	0	4	0	0	.290
Apr 25	at St. John's-2	*of	6	4	5	2	1	0	0	0	2	0	0	0	0	0	0	3	0	0	.310
Apr 27	at St. John's	*of	5	0	1	1	0	0	0	0	0	0	1	0	0	0	0	4	0	0	.306
Apr 29	RUTGERS	*of	4	1	1	0	0	0	0	0	0	0	0	1	0	0	0	3	0	0	.305
Apr 30	RHODE ISLAND	*of	3	2	1	0	0	0	0	1	1	0	1	0	0	0	0	1	0	0	.306
Totals		44gs	180	44	55	24	7	3	3	15	33	5	3	4	1	2	27	127	1	0	.306

On base pct. .367 • Slugging pct. .428

#30 Spirito IV, Frank - 1 game (All games)

Date	Opponent	Pos	AB	R	H	RBI	2B	3B	HR	BB	SB	CS	HBP	SAC	SF	GDP	K	PO	A	E	Avg
Mar 25	BOSTON COLLEGE	p	0	0	0	0	0	0	0	0	0	0	0	0	0	0	0	0	0	1	.000
Totals		0gs	0	0	0	0	0	0	0	0	0	0	0	0	0	0	0	0	0	1	.000

On base pct. .000 • Slugging pct. .000

#30 Spirito IV, Frank - 5 appearances (All games)

Date	Opponent	GS	IP	H	R	ER	BB	SO	2B	3B	HR	WP	BK	HBP	IBB	Score	W-L	Sv	ERA	NP
Mar 11	LIU		1.0	0	0	0	0	0	0	0	0	0	0	0	0	11-1	0-0	0	0.00	11
Mar 14	at Campbell		0.2	1	3	3	0	0	1	0	0	1	0	2	0	6-5	0-0	0	16.20	26
Mar 18	at Duke		1.1	2	2	2	0	1	0	0	1	0	0	0	0	2-12	0-0	0	15.00	30
Mar 25	BOSTON COLLEGE		0.2	3	3	1	0	1	0	0	0	0	0	0	0	6-18	0-1	0	14.73	22
Apr 23	ARMY		1.0	1	1	1	0	0	0	0	1	0	0	0	0	12-5	0-1	0	13.50	22
Totals		0	4.2	7	9	7	0	2	1	0	2	1	0	2	0	37-41	0-1	0	13.50	-

#3 Rispoli, Rob - 43 games (All games)

Date	Opponent	Pos	AB	R	H	RBI	2B	3B	HR	BB	SB	CS	HBP	SAC	SF	GDP	K	PO	A	E	Avg
Feb 14	vs Stetson	*ss	3	1	0	0	0	0	0	0	0	0	1	0	0	0	1	0	7	0	.000
Feb 15	vs Missouri	*ss	4	2	3	0	0	0	0	0	2	0	0	0	0	0	0	1	2	0	.429
Feb 16	vs Penn State	*ss	4	1	1	0	0	0	0	0	0	0	0	0	0	0	2	2	2	0	.364
Feb 22	at Florida Atlantic	ph/ss	1	0	0	1	0	0	0	1	0	0	0	0	0	0	1	0	0	0	.333
Feb 28	at USC	ph	1	1	1	1	0	0	0	0	0	0	0	0	0	0	0	0	0	0	.385
Mar 01	at UCLA	*ss	5	1	2	2	0	0	1	0	0	1	0	0	0	0	3	0	2	0	.389
Mar 02	vs Vanderbilt	*ss	3	0	0	0	0	0	0	1	0	0	0	0	0	0	1	2	4	0	.333
Mar 07	at Miami	*ss	3	1	1	0	0	0	0	1	0	0	0	0	0	0	0	2	4	0	.333
Mar 08	at Miami	*ss	3	2	0	1	0	0	0	1	0	0	1	0	0	0	0	1	5	0	.296
Mar 09	at Miami	*ss	4	3	3	0	0	0	0	1	2	0	0	0	0	0	1	3	3	0	.355
Mar 11	LIU	*ss	4	2	1	1	0	0	0	1	1	0	0	0	0	0	0	1	2	0	.343
Mar 14	at Campbell	*ss	4	0	0	0	0	0	0	0	0	0	1	0	0	0	2	0	1	0	.308
Mar 15	at Campbell-1	*ss	3	1	0	0	0	0	0	0	1	0	1	1	0	0	2	0	1	0	.286
Mar 15	at Campbell-2	*ss	4	1	0	0	0	0	0	1	0	0	0	0	0	0	0	1	0	0	.261
Mar 18	at Duke	*ss	5	0	1	1	0	0	0	0	0	0	0	0	0	0	1	4	1	0	.255
Mar 19	at North Carolina	*ss	4	0	0	0	0	0	0	1	0	0	0	0	0	0	0	2	5	0	.236
Mar 21	at UNC GREENSBOR	*ss	2	0	0	0	0	0	0	2	0	1	0	0	0	0	1	1	2	0	.228
Mar 22	at UNC GREENSBOR	*ss	4	1	1	1	0	0	1	0	0	0	1	0	0	0	2	1	0	0	.230
Mar 23	at UNC GREENSBOR	*ss	5	0	2	0	0	0	0	0	0	1	0	0	0	0	1	0	0	0	.242
Mar 25	BOSTON COLLEGE	*ss	2	0	1	0	0	0	0	2	0	0	0	0	0	0	1	0	2	0	.250
Mar 26	at Northeastern	*ss	4	0	0	0	0	0	0	0	0	0	0	0	0	0	1	2	0	0	.236
Mar 28	at Xavier	*ss	4	1	2	2	0	0	1	1	0	0	0	0	0	0	1	0	2	0	.250
Mar 29	at Xavier-1	*ss	3	1	2	1	0	0	0	0	2	0	2	0	0	0	0	2	2	0	.266
Mar 29	at Xavier-2	*ss	5	0	1	1	1	0	0	0	0	0	0	0	0	0	1	3	1	1	.262
April 1	QUINNIPAC	*ss	4	2	2	0	0	0	0	1	1	0	0	1	0	0	1	2	3	0	.273
Apr 04	at Creighton	*ss	5	3	3	0	0	0	0	1	1	0	0	0	0	0	2	0	2	0	.290
Apr 05	at Creighton	*ss	2	1	2	0	0	0	0	1	0	0	2	0	0	0	0	1	2	1	.305
Apr 06	at Creighton	*ss	5	0	0	0	0	0	0	0	0	0	0	0	0	1	3	0	3	0	.290
Apr 09	HOFSTRA	*ss	3	2	2	0	1	0	0	2	0	0	1	0	0	0	0	0	3	0	.301
Apr 11	GEORGETOWN-1	*ss	2	0	0	0	0	0	0	1	0	0	1	0	0	0	1	0	0	0	.295
Apr 11	GEORGETOWN-2	*ss	4	1	2	0	0	0	0	1	0	0	0	0	0	0	1	0	0	0	.303
Apr 13	GEORGETOWN	*ss	4	1	1	0	0	1	0	0	0	0	0	0	0	0	0	1	1	0	.301
Apr 15	at Boston College	*ss	4	2	2	2	0	0	0	1	0	0	1	0	0	0	0	1	0	0	.308
Apr 17	SETON HALL	*ss	3	0	1	0	0	0	0	1	0	0	0	0	0	0	2	2	0	0	.308
Apr 18	SETON HALL	*ss	6	0	2	1	0	0	0	0	0	0	0	0	0	0	2	0	2	0	.310
Apr 19	SETON HALL	*ss	4	2	1	0	0	0	0	1	4	0	0	0	0	0	1	0	2	0	.308
Apr 22	vs Massachusetts	*ss	3	3	2	1	1	0	1	2	0	0	0	0	0	0	0	0	0	0	.316
Apr 23	ARMY	*ss	3	2	2	1	0	0	0	1	0	0	1	0	0	0	0	0	1	0	.324
Apr 25	at St. John's-1	*ss	4	1	1	0	0	0	0	1	0	0	1	0	0	0	0	3	5	0	.321
Apr 25	at St. John's-2	*ss	5	4	3	0	0	0	0	1	1	1	0	0	0	0	0	1	3	0	.331
Apr 27	at St. John's	*ss	4	0	2	1	0	0	0	2	0	0	0	0	0	0	1	1	1	1	.336
Apr 29	RUTGERS	*ss	5	1	2	2	0	0	0	0	0	0	0	0	0	0	2	2	2	1	.338
Apr 30	RHODE ISLAND	*ss	4	0	0	1	0	0	0	0	0	0	0	0	1	0	2	1	2	1	.329
Totals		41gs	158	44	52	21	3	1	4	30	15	4	14	2	1	1	40	43	80	5	.329

On base pct. .473 • Slugging pct. .437

#24 Root, Beau - 29 games (All games)

Date	Opponent	Pos	AB	R	H	RBI	2B	3B	HR	BB	SB	CS	HBP	SAC	SF	GDP	K	PO	A	E	Avg
Feb 22	at Florida Atlantic	ph/of	2	2	1	0	0	0	0	1	0	0	0	0	0	0	0	2	0	0	.500
Feb 23	at Florida Atlantic	ph	1	1	1	0	0	0	0	0	0	0	0	0	0	0	0	0	0	0	.667
Feb 28	at USC	ph	1	0	0	0	0	0	0	0	0	0	0	0	0	0	1	0	0	0	.500
Mar 07	at Miami	pr	0	0	0	0	0	0	0	0	0	0	0	0	0	0	0	0	0	0	.500
Mar 15	at Campbell-1	ph	1	0	0	0	0	0	0	0	0	0	0	0	0	0	0	0	0	0	.400
Mar 15	at Campbell-2	*of	4	0	1	2	0	0	0	0	0	0	0	0	0	0	2	0	0	0	.333
Mar 18	at Duke	ph/of	2	0	0	0	0	0	0	0	0	0	0	0	0	0	0	0	0	0	.273
Mar 19	at North Carolina	*of	5	1	4	0	0	0	0	0	0	2	0	0	0	0	1	1	0	0	.438
Mar 21	at UNC GREENSBOR	*dh	3	1	3	1	0	0	0	0	0	0	0	1	0	0	0	0	0	0	.526
Mar 22	at UNC GREENSBOR	*dh	5	0	0	0	0	0	0	0	0	0	0	0	0	0	3	0	0	0	.417
Mar 23	at UNC GREENSBOR	*dh	4	2	3	2	0	0	0	1	0	0	0	0	0	0	1	0	0	0	.464
Mar 25	BOSTON COLLEGE	*dh	3	1	1	0	1	0	0	0	0	0	1	0	0	0	1	0	0	0	.452
Mar 26	at Northeastern	*dh	3	0	0	0	0	0	0	0	0	0	0	0	0	0	0	0	0	0	.412
Mar 29	at Xavier-1	*dh	5	2	2	3	0	0	1	0	1	0	0	0	0	0	1	0	0	0	.410
Mar 29	at Xavier-2	*of	4	1	0	1	0	0	0	0	0	0	1	0	0	0	1	1	0	0	.372
April 1	QUINNIPIAC	*dh	4	0	0	1	0	0	0	0	0	0	0	0	1	0	1	0	0	0	.340
Apr 04	at Creighton	*dh	3	0	1	1	0	0	0	1	0	0	1	0	0	0	1	0	0	0	.340
Apr 06	at Creighton	*dh	2	1	1	0	0	0	0	2	0	0	0	0	0	0	1	0	0	0	.346
Apr 09	HOFSTRA	*dh	3	1	0	1	0	0	0	1	0	0	0	0	0	0	1	0	0	0	.327
Apr 11	GEORGETOWN-1	ph	0	0	0	1	0	0	0	1	0	0	0	0	0	0	0	0	0	0	.327
Apr 15	at Boston College	*dh	5	2	3	2	0	0	0	0	0	0	0	0	0	0	1	0	0	0	.350
Apr 18	SETON HALL	ph/of	1	0	1	0	0	0	0	0	1	0	1	0	0	0	0	1	0	0	.361
Apr 19	SETON HALL	*dh	3	1	0	0	0	0	0	1	1	0	0	0	0	0	1	0	0	0	.344
Apr 22	vs Massachusetts	*dh	3	2	1	1	0	0	1	0	0	0	1	0	0	0	0	0	0	0	.343
Apr 23	ARMY	*dh	4	0	1	0	0	0	0	0	0	0	0	0	0	0	0	0	0	0	.338
Apr 25	at St. John's-1	*dh	5	1	1	0	0	0	0	0	0	0	0	1	0	0	0	0	0	0	.329
Apr 27	at St. John's	*dh	5	1	1	0	0	0	0	0	0	0	0	0	0	1	1	0	0	0	.321
Apr 29	RUTGERS	*dh	5	2	2	2	0	0	1	0	0	0	0	0	0	0	2	0	0	0	.326
Apr 30	RHODE ISLAND	*of	3	0	0	0	0	0	0	1	1	0	0	0	0	0	1	3	0	0	.315
Totals		21gs	89	22	28	18	1	0	3	9	4	2	5	2	1	1	21	8	0	0	.315

On base pct. .404 • Slugging pct. .427

#41 Shaw III, Greg - 4 games (All games)

Date	Opponent	Pos	AB	R	H	RBI	2B	3B	HR	BB	SB	CS	HBP	SAC	SF	GDP	K	PO	A	E	Avg
Mar 15	at Campbell-1	p	0	0	0	0	0	0	0	0	0	0	0	0	0	0	0	0	1	0	.000
Mar 23	at UNC GREENSBOR	p	0	0	0	0	0	0	0	0	0	0	0	0	0	0	0	1	0	0	.000
April 1	QUINNIPIAC	p	0	0	0	0	0	0	0	0	0	0	0	0	0	0	0	1	0	0	.000
Apr 06	at Creighton	p	0	0	0	0	0	0	0	0	0	0	0	0	0	0	0	0	2	0	.000
Totals		0gs	0	0	0	0	0	0	0	0	0	0	0	0	0	0	0	2	3	0	.000

On base pct. .000 • Slugging pct. .000

#41 Shaw III, Greg - 21 appearances (All games)

Date	Opponent	GS	IP	H	R	ER	BB	SO	2B	3B	HR	WP	BK	HBP	IBB	Score	W-L	Sv	ERA	NP
Feb 14	vs Stetson		1.2	3	2	2	1	1	1	0	0	0	0	0	0	6-10	0-0	0	10.80	32
Feb 21	at Florida Atlantic		1.2	2	0	0	0	1	0	0	0	0	0	0	0	4-5	0-0	0	5.40	27
Feb 23	at Florida Atlantic		2.0	1	1	1	0	0	0	0	0	0	0	1	0	5-3	0-0	0	5.06	18
Feb 28	at USC		0.2	2	2	2	0	1	1	0	0	0	0	0	0	5-8	0-0	0	7.50	18
Mar 08	at Miami		1.1	0	1	1	2	2	0	0	0	0	0	0	0	12-8	0-0	0	7.36	30
Mar 11	LIU	*	3.0	4	1	1	1	2	1	0	0	0	0	0	0	11-1	0-0	0	6.10	45
Mar 15	at Campbell-1		4.0	1	0	0	1	5	0	0	0	0	0	1	0	6-7	0-0	0	4.40	69
Mar 19	at North Carolina		2.0	0	0	0	3	1	0	0	0	0	0	0	0	5-1	0-0	0	3.86	44
Mar 21	at UNC GREENSBOR		1.0	0	0	0	0	2	0	0	0	0	0	0	0	3-1	0-0	0	3.63	15
Mar 23	at UNC GREENSBOR		2.0	1	0	0	0	3	0	0	0	0	0	1	0	6-4	0-0	1	3.26	32
Mar 26	at Northeastern		1.0	1	0	0	0	1	0	0	0	0	0	0	0	0-3	0-0	1	3.10	13
Mar 29	at Xavier-1		0.2	1	1	1	2	1	0	0	1	0	0	0	0	9-4	0-0	1	3.43	22
April 1	QUINNIPIAC		2.0	4	0	0	0	1	0	0	0	0	0	0	0	9-3	0-0	1	3.13	28
Apr 04	at Creighton		0.1	1	2	2	2	1	1	0	0	0	0	0	0	8-7	0-0	1	3.86	23
Apr 06	at Creighton		2.0	0	0	0	1	1	0	0	0	0	0	1	1	7-11	0-0	1	3.55	27
Apr 09	HOFSTRA		1.1	0	0	0	0	1	0	0	0	0	0	0	0	12-4	0-0	1	3.38	23
Apr 15	at Boston College		3.0	5	5	4	0	1	1	1	1	0	0	1	0	21-9	1-0	1	4.25	56
Apr 18	SETON HALL		2.1	2	1	1	1	3	0	0	1	0	0	0	0	5-4	1-0	1	4.22	54
Apr 22	vs Massachusetts		3.0	2	1	1	1	3	1	0	1	0	0	0	0	12-2	2-0	1	4.11	58
Apr 25	at St. John's-1		5.2	5	1	1	1	3	2	0	0	0	0	0	0	13-8	3-0	1	3.76	88
Apr 29	RUTGERS		0.0	3	5	5	2	0	1	0	1	0	0	0	0	11-13	3-0	1	4.87	21
Totals		1	40.2	38	23	22	18	34	9	1	5	0	0	5	1	170-116	3-0	1	4.87	-

#9 Shpur, Caleb - 44 games (All games)

Date	Opponent	Pos	AB	R	H	RBI	2B	3B	HR	BB	SB	CS	HBP	SAC	SF	GDP	K	PO	A	E	Avg
Feb 14	vs Stetson	*of	4	1	1	1	0	0	0	1	0	1	0	0	0	0	0	2	0	0	.250
Feb 15	vs Missouri	*of	5	2	2	1	1	0	0	0	1	0	0	0	0	0	1	1	0	0	.333
Feb 16	vs Penn State	*of	5	1	1	0	1	0	0	0	1	0	0	0	0	0	1	1	0	0	.286
Feb 21	at Florida Atlantic	*of	5	0	0	0	0	0	0	0	0	0	0	0	0	0	2	3	0	0	.211
Feb 22	at Florida Atlantic	*of	3	1	1	1	0	0	0	0	0	0	0	0	0	0	0	2	0	0	.227
Feb 23	at Florida Atlantic	*of	5	0	1	0	0	0	0	0	0	0	0	0	0	0	1	10	0	0	.222
Feb 28	at USC	*of	5	1	3	1	0	0	0	0	0	0	0	0	0	0	1	3	0	0	.281
Mar 02	vs Vanderbilt	*of	5	1	1	0	0	0	0	0	0	0	0	0	0	0	2	2	0	0	.270
Mar 07	at Miami	*of	5	0	0	0	0	0	0	0	0	0	0	0	0	0	2	5	0	0	.238
Mar 08	at Miami	*of	4	0	0	0	0	0	0	0	0	0	0	0	0	0	2	3	0	0	.217
Mar 09	at Miami	*of	3	1	1	0	0	0	0	1	1	0	0	0	0	0	0	3	0	0	.224
Mar 11	LIU	*of	4	1	2	1	0	0	0	0	1	0	0	0	0	0	0	4	0	0	.245
Mar 14	at Campbell	*of	4	0	0	0	0	0	0	0	0	0	0	0	0	0	0	2	0	0	.228
Mar 15	at Campbell-1	*of	3	1	2	0	0	0	0	1	2	1	0	0	0	0	0	1	0	0	.250
Mar 15	at Campbell-2	*of	4	0	1	0	0	0	0	0	0	1	0	0	0	0	0	2	0	0	.250
Mar 18	at Duke	*of	4	0	0	0	0	0	0	0	0	0	0	0	0	0	1	9	0	0	.235
Mar 19	at North Carolina	*of	3	1	1	0	0	0	0	1	0	0	1	0	0	0	0	0	0	0	.239
Mar 21	at UNC GREENSBOR	*of	4	1	1	0	0	0	0	0	3	0	0	0	0	0	1	2	0	0	.240
Mar 22	at UNC GREENSBOR	*of	4	0	2	2	0	1	0	0	0	0	0	0	0	0	1	2	0	0	.253
Mar 23	at UNC GREENSBOR	*of	3	1	0	1	0	0	0	1	2	0	0	0	0	0	1	0	0	0	.244
Mar 25	BOSTON COLLEGE	*of	3	1	1	2	0	0	1	0	0	0	0	0	0	0	0	5	0	0	.247
Mar 26	at Northeastern	*of	3	0	0	0	0	0	0	0	0	0	0	0	0	0	0	4	0	0	.239
Mar 28	at Xavier	*of	4	1	1	0	0	0	0	0	0	0	0	0	0	0	2	4	0	0	.239
Mar 29	at Xavier-1	*of	4	1	1	0	0	0	0	0	1	0	0	0	0	0	0	3	0	0	.240
Mar 29	at Xavier-2	*of	4	0	1	0	0	0	0	0	1	0	0	0	0	0	0	2	0	0	.240
April 1	QUINNIPIAC	*of	4	2	3	0	0	0	0	2	3	0	0	0	0	0	0	2	0	0	.260
Apr 04	at Creighton	*of	5	2	3	0	1	0	0	1	2	0	0	0	0	0	0	3	0	0	.275
Apr 05	at Creighton	*of	5	1	1	0	0	0	0	0	1	0	0	0	0	0	0	1	0	0	.272
Apr 06	at Creighton	*of	4	2	0	0	0	0	0	1	1	0	0	0	0	0	0	1	0	0	.263
Apr 09	HOFSTRA	*of	4	2	1	2	0	1	0	1	1	0	0	0	0	0	0	4	0	0	.262
Apr 11	GEORGETOWN-1	*of	3	1	1	0	0	0	0	1	0	1	0	0	0	0	0	1	0	0	.264
Apr 11	GEORGETOWN-2	*of	4	1	1	2	1	0	0	0	0	0	0	1	0	0	2	3	1	0	.264
Apr 13	GEORGETOWN	*of	3	2	2	2	0	0	1	1	2	0	0	0	0	0	1	2	0	0	.273
Apr 15	at Boston College	*of	5	3	3	2	0	0	1	1	2	1	0	0	0	0	0	8	0	0	.285
Apr 17	SETON HALL	*of	4	0	0	0	0	0	0	0	0	0	0	0	0	2	1	0	0	0	.277
Apr 18	SETON HALL	*of	4	1	3	1	1	0	0	1	2	0	0	0	0	0	1	6	0	0	.290
Apr 19	SETON HALL	*of	4	0	1	0	1	0	0	0	0	0	0	0	0	0	1	1	0	0	.289
Apr 22	vs Massachusetts	*of	4	2	2	1	0	1	0	0	2	0	0	1	0	0	1	4	0	0	.294
Apr 23	ARMY	*of	4	2	1	1	0	0	0	0	1	0	0	0	1	0	2	1	0	0	.293
Apr 25	at St. John's-1	*of	5	0	1	0	0	0	0	0	0	0	0	1	0	0	0	4	0	0	.290
Apr 25	at St. John's-2	*of	6	4	5	2	1	0	0	0	2	0	0	0	0	0	0	3	0	0	.310
Apr 27	at St. John's	*of	5	0	1	1	0	0	0	0	0	0	1	0	0	0	0	4	0	0	.306
Apr 29	RUTGERS	*of	4	1	1	0	0	0	0	0	0	0	0	1	0	0	0	3	0	0	.305
Apr 30	RHODE ISLAND	*of	3	2	1	0	0	0	0	1	1	0	1	0	0	0	0	1	0	0	.306
Totals		44gs	180	44	55	24	7	3	3	15	33	5	3	4	1	2	27	127	1	0	.306

On base pct. .367 • Slugging pct. .428

#30 Spirito IV, Frank - 1 game (All games)

Date	Opponent	Pos	AB	R	H	RBI	2B	3B	HR	BB	SB	CS	HBP	SAC	SF	GDP	K	PO	A	E	Avg
Mar 25	BOSTON COLLEGE	p	0	0	0	0	0	0	0	0	0	0	0	0	0	0	0	0	0	1	.000
Totals		0gs	0	0	0	0	0	0	0	0	0	0	0	0	0	0	0	0	0	1	.000

On base pct. .000 • Slugging pct. .000

#30 Spirito IV, Frank - 5 appearances (All games)

Date	Opponent	GS	IP	H	R	ER	BB	SO	2B	3B	HR	WP	BK	HBP	IBB	Score	W-L	Sv	ERA	NP
Mar 11	LIU		1.0	0	0	0	0	0	0	0	0	0	0	0	0	11-1	0-0	0	0.00	11
Mar 14	at Campbell		0.2	1	3	3	0	0	1	0	0	1	0	2	0	6-5	0-0	0	16.20	26
Mar 18	at Duke		1.1	2	2	2	0	1	0	0	1	0	0	0	0	2-12	0-0	0	15.00	30
Mar 25	BOSTON COLLEGE		0.2	3	3	1	0	1	0	0	0	0	0	0	0	6-18	0-1	0	14.73	22
Apr 23	ARMY		1.0	1	1	1	0	0	0	0	1	0	0	0	0	12-5	0-1	0	13.50	22
Totals		0	4.2	7	9	7	0	2	1	0	2	1	0	2	0	37-41	0-1	0	13.50	-

#45 Suchy, Cayden - 2 games (All games)

Date	Opponent	Pos	AB	R	H	RBI	2B	3B	HR	BB	SB	CS	HBP	SAC	SF	GDP	K	PO	A	E	Avg
Mar 22	at UNC GREENSBOR	*p	0	0	0	0	0	0	0	0	0	0	0	0	0	0	0	0	1	0	.000
Mar 29	at Xavier-1	*p	0	0	0	0	0	0	0	0	0	0	0	0	0	0	0	0	0	1	.000
Totals		2gs	0	0	0	0	0	0	0	0	0	0	0	0	0	0	0	0	1	1	.000

On base pct. .000 • Slugging pct. .000

#45 Suchy, Cayden - 9 appearances (All games)

Date	Opponent	GS	IP	H	R	ER	BB	SO	2B	3B	HR	WP	BK	HBP	IBB	Score	W-L	Sv	ERA	NP
Feb 14	vs Stetson		0.1	0	3	3	3	0	0	0	0	0	0	1	0	6-10	0-1	0	81.00	21
Feb 16	vs Penn State		4.0	4	1	1	1	4	2	0	0	0	0	0	0	6-7	0-1	0	8.31	76
Feb 21	at Florida Atlantic		0.2	1	1	1	2	1	0	0	0	0	0	0	0	4-5	0-2	0	9.00	27
Feb 28	at USC		3.0	4	4	4	1	5	0	0	1	2	0	0	0	5-8	0-3	0	10.12	65
Mar 08	at Miami		3.1	4	2	2	1	2	0	0	1	0	0	0	0	12-8	1-3	0	8.74	54
Mar 15	at Campbell-2	*	5.1	5	5	4	2	4	1	0	0	0	0	0	0	5-8	1-3	0	8.10	85
Mar 22	at UNC GREENSBOR	*	7.0	2	1	0	2	9	0	0	0	1	0	1	0	5-2	2-3	0	5.70	102
Mar 29	at Xavier-1	*	5.1	6	3	2	3	4	1	0	0	2	0	0	0	9-4	3-3	0	5.28	108
Apr 05	at Creighton	*	1.1	8	5	3	1	1	3	0	0	0	0	0	0	2-14	3-4	0	5.93	58
Totals		4	30.1	34	25	20	16	30	7	0	2	5	0	2	0	54-66	3-4	0	5.93	-

#42 Tirado, Gabriel - 10 games (All games)

Date	Opponent	Pos	AB	R	H	RBI	2B	3B	HR	BB	SB	CS	HBP	SAC	SF	GDP	K	PO	A	E	Avg
Mar 18	at Duke	*dh	2	1	0	0	0	0	0	1	0	0	0	0	0	0	2	0	0	0	.000
Mar 19	at North Carolina	*dh	3	0	0	1	0	0	0	1	0	0	0	0	0	0	2	0	0	0	.000
Mar 23	at UNC GREENSBOR	ph	1	0	1	1	1	0	0	0	0	0	0	0	0	0	0	0	0	0	.167
Mar 28	at Xavier	*dh	3	1	1	1	0	0	1	1	0	0	0	0	0	0	1	0	0	0	.222
Mar 29	at Xavier-2	*dh	4	0	1	0	0	0	0	0	0	0	0	0	0	0	0	0	0	0	.231
April 1	QUINNIPIAC	ph	1	0	0	0	0	0	0	0	0	0	0	0	0	0	1	0	0	0	.214
Apr 06	at Creighton	ph	1	0	0	0	0	0	0	0	0	0	0	0	0	0	1	0	0	0	.200
Apr 11	GEORGETOWN-1	ph	1	0	0	0	0	0	0	0	0	0	0	0	0	0	1	0	0	0	.188
Apr 22	vs Massachusetts	ph	1	0	1	1	0	0	0	0	0	0	0	0	0	0	0	0	0	0	.235
Apr 25	at St. John's-2	ph	1	0	0	0	0	0	0	0	0	0	0	0	0	0	1	0	0	0	.222
Totals		4gs	18	2	4	4	1	0	1	3	0	0	0	0	0	0	9	0	0	0	.222

On base pct. .333 • Slugging pct. .444

#21 Van Emon, Gabe - 1 game (All games)

Date	Opponent	Pos	AB	R	H	RBI	2B	3B	HR	BB	SB	CS	HBP	SAC	SF	GDP	K	PO	A	E	Avg
Mar 01	at UCLA	p	0	0	0	0	0	0	0	0	0	0	0	0	0	0	0	0	1	0	.000
Totals		0gs	0	0	0	0	0	0	0	0	0	0	0	0	0	0	0	0	1	0	.000

On base pct. .000 • Slugging pct. .000

#21 Van Emon, Gabe - 9 appearances (All games)

Date	Opponent	GS	IP	H	R	ER	BB	SO	2B	3B	HR	WP	BK	HBP	IBB	Score	W-L	Sv	ERA	NP
Feb 14	vs Stetson	*	2.2	4	5	5	3	1	1	0	1	0	0	1	0	6-10	0-0	0	16.88	62
Feb 21	at Florida Atlantic	*	2.0	2	0	0	2	3	1	0	0	1	0	1	0	4-5	0-0	0	9.64	52
Feb 23	at Florida Atlantic		0.1	0	0	0	0	0	0	0	0	0	0	0	0	5-3	0-0	0	9.00	3
Mar 01	at UCLA		1.2	2	1	0	2	1	0	0	0	0	0	0	0	6-8	0-0	0	6.75	34
Mar 07	at Miami		1.2	0	1	1	2	1	0	0	0	0	0	0	0	7-2	0-0	0	6.48	29
Mar 09	at Miami		1.1	4	4	4	3	1	3	0	1	1	0	0	1	11-15	0-0	0	9.31	47
Mar 18	at Duke	*	2.1	6	8	7	3	0	0	0	1	0	0	1	0	2-12	0-1	0	12.75	71
Apr 06	at Creighton		1.2	0	0	0	2	0	0	0	0	0	0	2	0	7-11	0-1	0	11.20	33
Apr 17	SETON HALL		2.0	4	0	0	0	1	0	0	0	0	0	1	0	5-3	0-1	0	9.77	41
Totals		3	15.2	22	19	17	17	8	5	0	3	2	0	6	1	53-69	0-1	0	9.77	-

#13 West, Charlie - 6 games (All games)

Date	Opponent	Pos	AB	R	H	RBI	2B	3B	HR	BB	SB	CS	HBP	SAC	SF	GDP	K	PO	A	E	Avg
Feb 15	vs Missouri	p	0	0	0	0	0	0	0	0	0	0	0	0	0	0	0	0	1	0	.000
April 1	QUINNIPIAC	p	0	0	0	0	0	0	0	0	0	0	0	0	0	0	0	0	1	0	.000
Apr 09	HOFSTRA	*p	0	0	0	0	0	0	0	0	0	0	0	0	0	0	0	0	0	2	.000
Apr 13	GEORGETOWN	*p	0	0	0	0	0	0	0	0	0	0	0	0	0	0	0	0	1	0	.000
Apr 19	SETON HALL	*p	0	0	0	0	0	0	0	0	0	0	0	0	0	0	0	0	1	0	.000
Apr 27	at St. John's	*p	0	0	0	0	0	0	0	0	0	0	0	0	0	0	0	0	1	0	.000
Totals		4gs	0	0	0	0	0	0	0	0	0	0	0	0	0	0	0	0	5	2	.000

On base pct. .000 • Slugging pct. .000

#13 West, Charlie - 11 appearances (All games)

Date	Opponent	GS	IP	H	R	ER	BB	SO	2B	3B	HR	WP	BK	HBP	IBB	Score	W-L	Sv	ERA	NP
Feb 15	vs Missouri		2.0	0	0	0	1	4	0	0	0	0	0	0	0	7-11	0-0	0	0.00	40
Feb 22	at Florida Atlantic		1.0	1	2	0	2	1	0	0	0	1	0	0	0	17-25	0-0	0	0.00	35
Mar 09	at Miami		0.0	0	0	0	1	0	0	0	0	0	0	0	0	11-15	0-0	0	0.00	7
Mar 25	BOSTON COLLEGE		1.0	2	0	0	1	1	0	0	0	1	0	0	0	6-18	0-0	0	0.00	14
Mar 29	at Xavier-2		2.0	0	1	1	2	3	0	0	0	0	0	0	0	7-10	0-0	0	1.50	36
April 1	QUINNIPIAC		2.0	2	1	1	1	1	0	0	0	0	0	0	0	9-3	0-0	0	2.25	41
Apr 06	at Creighton		0.2	3	4	4	2	0	1	0	0	1	0	1	0	7-11	0-0	0	6.23	27
Apr 09	HOFSTRA	*	5.0	2	1	0	2	8	0	0	0	0	0	0	0	12-4	1-0	0	3.95	88
Apr 13	GEORGETOWN	*	6.0	3	2	1	1	10	2	0	0	0	0	0	0	8-3	2-0	0	3.20	84
Apr 19	SETON HALL	*	3.2	2	2	2	6	1	0	0	0	2	0	1	0	8-6	2-0	0	3.47	87
Apr 27	at St. John's	*	6.0	2	3	1	2	6	1	0	1	0	0	1	0	14-3	3-0	0	3.07	113
Totals		4	29.1	17	16	10	21	35	4	0	1	5	0	3	0	106-109	3-0	0	3.07	-

#31 Wolff, Devin - 3 appearances (All games)

Date	Opponent	GS	IP	H	R	ER	BB	SO	2B	3B	HR	WP	BK	HBP	IBB	Score	W-L	Sv	ERA	NP
Feb 22	at Florida Atlantic		1.2	2	1	1	2	2	0	0	0	0	0	0	0	17-25	0-0	0	5.40	36
Mar 09	at Miami		0.2	0	2	2	3	1	0	0	0	1	0	0	0	11-15	0-0	0	11.57	24
Mar 25	BOSTON COLLEGE		0.0	2	3	2	1	0	0	0	1	2	0	0	0	6-18	0-0	0	19.29	11
Totals		0	2.1	4	6	5	6	3	0	0	1	3	0	0	0	34-58	0-0	0	19.29	-

The Last Time

UConn Swept Series Against Ranked Team at Home	vs. No. 19 Rutgers, April 23-24, 2010
UConn Swept Three-Game Series	at St. John's, April 25-27
UConn Swept Three-Game Conference Series	at St. John's, April 25-27
UConn Swept Four-Game Series	vs. Seton Hall, May 20-22, 2021
UConn Swept Four-Game Conference Series	vs. Seton Hall, May 20-22, 2021
UConn Swept Four-Game Series Away From Home	Michigan State (Greenville, S.C.) 3/15-17, 2019
UConn Swept Three-Game Series Away From Home (Non-Conference)	at UNC Greensboro, March 21-23, 2025
UConn Came Back In Final At-Bat	4/18/2025 vs. Seton Hall (down 2 in 9th)
UConn Won In Extra Innings	vs. Seton Hall (10 Inns), April 18, 2025
UConn Played In 0-0 Game That Went To Extras	at Florida, March 7, 2014
UConn Played 14 Innings Or More	15, vs. Memphis, April 26, 2015
UConn Played 20 Innings Or More	20, vs. UMass, May 13, 1972
UConn Played Consecutive Extra-Inning Games	vs. Xavier/GTown, May 22-23, 2024
UConn Played Three-Straight Extra Inning Games	at Florida, March 7-9, 2014
UConn Played Over Four Hours	4:00, 5/30/2021, vs. Xavier
UConn Played Over Five Hours	5:28, 4/26/2021, at Xavier
UConn Played A Game Under Two Hours (Nine Innings)	1:50, at Cincinnati, April 20, 2018
Opponent Sweeps Huskies in 4-Game Series	at Texas Tech, March 12-15, 2021
Opponent Sweeps Huskies in 3-Game Series	at UCSB, March 8-10, 2024
Opponent Sweeps Huskies in Storrs	No. 24 ECU, May 6-8, 2016
UConn Sweeps Doubleheader	St John's, April 25, 2025
UConn Swept In Doubleheader	at Campbell, March 15, 2025
Most Extra-Inning Games In A Season	10, 2014

The Last Time

Player Hit A Grand Slam	Ryan Daniels, 4/23/2025 vs. Army
Player Led Off Game With Home Run	Rob Rispoli at Xavier, 3/28/2025
Player Hit For The Cycle	Brian Esposito, vs. Holy Cross, 4/15/1999
Player Hit 2 Home Runs	Ryan Daniels, 4/23/2025 vs. Army
Player Hit 3 Home Runs	Maddix Dalena, vs. St. John's, 4/12/2024
Player Hit 4 Home Runs	Brian Packin (1999), Jeff Uccello (1996)
Player Hit An Inside-The-Park Home Run	Beau Root, 4/22/2025 vs. UMass
Player Had 8 At-Bats	Vinny Siena (8), vs. Indiana, 2/16/2013
Player Scored 4 Runs	Sam Biller, 4/25/2025 at St. John's
Player Scored 5 Runs	Zach Bushling, 3/8/2021 vs. Coastal Carolina
Player Had 4 Hits	Ryan Daniels, 2/23/2025 at FAU
Player Had 5 Hits	Minick, Shpur, Dougherty, 4/25/2025 at St. John's
Player Had 6 Hits Or More	
Player Had 6 RBIs	Ryan Daniels, vs. Army, 4/23/2025
Player Had 7 RBIs	Pat Winkel, 5/21/2021 at Seton Hall
Player Had 9 RBIs	Paul Tammaro, 4/14/2024 vs. St. John's
Player Had 10 RBIs Or More	Brian Packin (10), St. John's, 4/14/1999
Player Had Three Doubles	Aidan Dougherty (4) at St. John's, 4/25/2025
Player Had Two Triples	T.C. Simmons, 4/5/2022 vs. CCSU
Player Had 10-14 Total Bases	Maddix Dalena, 4/12/2024 vs. St. John's (12)
Player Had 15+ Total Bases	Jeff Uccello (18), Boston College, 4/21/1996
Player Walked 3 Times	Ryan Daniels, 4/30/2025 vs. Rhode Island
Player Walked 4 Times	David Smith, 4/21/2023 vs. Georgetown
Player Was Hit By Pitch 3 or More Times	Anthony Prato (3), at Cincinnati, April 22, 2018
Player Had Two Sac Bunts Or More	Korey Morton (2), April 26, 2021, at Xavier
Player Had Two Sac Flies Or More	Connor Lane (2), at St. John's, 4/25/2025
Player Stole Three Bases	Rob Rispoli (4), vs. Seton Hall, April 19, 2025
UConn Stole Four or More Bases	4, vs. Missouri, 2/15/2025
UConn Stole Eight Or More Bases	10, vs. Quinnipiac, April 1, 2025
UConn Walked 15 Or More Times	16, 3/12/2023 at Hawai'i

The Last Time

UConn Was Hit By 5 Or More Pitches	8, April 23, 2024 vs. UMass
UConn Hit Three Home Runs In An Inning	at St. John's (4th Inning), April 25, 2025
UConn Hit Four Homers	4, April 25, 2025 at St. John's
UConn Hit Five Homers	5, April 12, 2024 vs. St. John's
UConn Hit Six Home Runs Or More	
UConn Hit Back-To-Back Homers	Dougherty & Biller, April 25, 2025 at St. John's
UConn Hit Back-To-Back-To-Back HR's	Bushling, K. Fedko, Crawford, 4/3/2021 vs. UMass
UConn Won On Walk-Off HR	Korey Morton(9th inn.), April 28, 2024, Villanova
UConn Won On Walk-Off Hit (Non HR)	Rob Rispoli (Single), vs. Seton Hall, 4/18/2025
An Opponent Hit Three Homers	James Tibbs, 6/8/2024 at Florida State
An Opponent Hit Walk-Off Homer	Alex Helmin (B9, 3-run HR), 4/27/2021 at Xavier
Pitching Categories	
Pitcher Threw A No-Hitter	
Pitcher Threw A Perfect Game	
Pitcher Threw A One-Hitter	Anthony Marzi, 5/5/2012, Cincinnati
Pitcher Threw A Two-Hitter	
Pitcher Threw A Complete Game (7 Inn)	Austin Peterson, 4/10/2021, Georgetown (7 Inn)
Pitcher Threw A Complete Game (9 Inns)	Stephen Quigley, at Rutgers, 3/24/2024
Pitcher Threw More Than 9 Innings	
Pitcher Threw Complete Game Shutout	Garrett Coe, at Cal Baptist, 3/16/2024
Pitcher Struck Out 10-11	Charlie West (10), 4/13/2025, Georgetown
Pitcher Struck Out 12-13	Austin Peterson (13), 2/18/2022, at USF
Pitcher Struck Out 14-15	Ian Cooke (14), 4/12/2024, St. John's
Pitcher Struck Out 15 Or More	Ben Casparius (15), 4/9/2021, Georgetown (7 Inn)
UConn Pitchers Struck Out 20+ (9 Inn)	20, February 18, 2022 at USF
UConn Pitchers Struck Out 20 or More	22, March 7, 2021 at Coastal Carolina (12 inns)
Opposing Pitcher Pitched A CG (9 Inns)	Max Gitlin, Northeastern, March 25, 2025
Opposing Pitcher Struck Out 14 Or More	Jake Agnos, ECU, April 18, 2019
Pitcher Started 5-0	Austin Peterson & Ian Cooke (5-0), 2022
Pitcher Recorded 10 Wins	Austin Peterson & Pat Gallagher (11), 2023

The Last Time

Pitcher Recorded 12 Wins Or More	Colin McLaughlin (12), 1979
UConn Pitchers Recorded A Shutout	vs. Kansas State, April 16, 2024
UConn Was Shut Out	at Northeastern, March 25, 2025
UConn Recorded A Shutout In Back-To-Back Games	vs. Georgetown, April 9-10, 2021
UConn Was Shut Out In Back-To-Back Games	vs. No. 10 Louisville, Doubleheader, May 11, 2013
UConn Did Not Walk A Batter	vs. Hofstra April 24, 2024
Fielding Categories	
Player Committed 3 Errors	Tyler Minick, Campbell, March 15, 2025
Player Committed 4 Or More Errors	
UConn Committed Zero Errors In a Series	vs. UMBC (3/31/2023-4/2/2023)
UConn Committed 4 Errors	4, at Campbell, March 15, 2025
UConn Committed 5 Errors	5, at Presbyterian, March 8, 2020
UConn Committed 6 Errors or More	
Opposing Team Committed 5 Errors or More	vs. Georgetown (5), April 20, 2024
Scoring & Miscellaneous Categories	
UConn Recorded 20 Hits Or More	20, at St. John's, April 25, 2025
UConn Scored 20 Runs Or More	21, at Boston College, April 15, 2025
UConn Scored 30 Runs Or More	32, at URI, April 25 1997
UConn Scored 10 Runs Or More In An Inn.	10 (5th inning), vs. LIU, March 11, 2025
UConn Came Back From 7 Runs or More	Trailed 9-2 entering 8th at Xavier (4/25/2021)
UConn Beat the No. 1 Ranked Team	vs. No. 1 Michigan (Port. St. Lucie, Fla.), 2/23/20
UConn Beat Top-5 Ranked Team	vs. No. 4 Louisville (Lakeland, Fla), 2/17/2019
UConn Beat Top-10 Ranked Team	at No. 9 Oklahoma, June 3, 2024
UConn Beat Ranked Team	vs. No. 14 Vanderbilt, March 2, 2025
UConn Beat Ranked Team At Home	vs. No. 9 ECU, May 18, 2018
UConn Beat Ranked Team On Road	at No. 9 Oklahoma, June 3, 2024
UConn Won Series Against Ranked Team	No. 1 Michigan (Port. St. Lucie, Fla.), 2/21-23/2020
UConn Swept Series Against Ranked Team	at No. 16 ECU, March 31-April 2, 2017
UConn Won Series Against Ranked Team at Home	vs. No. 9 ECU, May 17-18, 2018