

# UConn Baseball

## TABLE OF CONTENTS

Table of Contents/UConn Quick Facts.....	1
2025 Schedule .....	1
Head Coach Jim Penders.....	2-3
Assistant Coaches.....	4-6
Support Staff .....	7
2025 Roster.....	8
2025 Student-Athlete Profiles.....	9-24
2024 Results/Statistics .....	25-27
UConn Baseball History .....	28-54
- UConn All-Time Coaches .....	28
- UConn in the Postseason .....	29
- All-Americans.....	30
- International Baseball .....	31
- Huskies in the Pros .....	32-35
- Husky Record Book.....	36-46
- All-Time Team Stats .....	47
- All-Time Opponents .....	48
- Year-By-Year Results .....	49-52
- All-Time Letterwinners .....	52-54
Baseball Facilities .....	55-56
The UConn Dugout Club .....	57
Huskies in the Community .....	58

## The University of Connecticut

Location .....	Storrs, Conn.
Founded .....	1881
Undergraduate Enrollment (at Storrs) .....	18,914
Enrollment.....	32,669
Colors .....	National Flag Blue (Navy) & White
Nickname .....	Huskies, UConn
Conference .....	American Athletic Conference
President.....	Radenka Maric
Director of Athletics .....	David Benedict
Athletic Phone.....	(860) 486-2725
Athletic Fax.....	(860) 486-3300

## UConn Baseball

Head Coach .....	Jim Penders (UConn '94, '98)
Overall Career Record .....	735-477-5/21 years
Record at UConn .....	Same
Assistant Coaches.....	Jeff Hourigan (UConn '05)
.....	Joshua MacDonald (UConn '06, LIU '09)
.....	Chris Podeszwa (UConn '93, SCSU '03)
Asst. Dir. of Comm./Baseball Operations.....	Chris Jones (UConn '14)
Office Phone .....	(860) 486-4089
Home Field .....	Elliot Ballpark
Field Dimensions .....	330-400-330
2024 Final Record.....	35-26
2024 BIG EAST Conference Record .....	17-4

## Athletic Communications

Baseball Contact.....	Chris Jones
Cell Phone .....	860-938-6191
Email .....	christopher.jones@uconn.edu
Athletics Website .....	UConnHuskies.com

## 2025 SCHEDULE

### FEBRUARY

Date	Team	Location	Time
14	Stetson	Caguas, PR.	10 am
15	Missouri	Caguas, PR.	4 pm
16	Penn State	Caguas, PR.	7 pm
21	FAU	Boca Raton, Fla.	6:30 pm
22	FAU	Boca Raton, Fla.	4 pm
23	FAU	Boca Raton, Fla.	12 pm
28	USC	Irvine, Calif.	9:30 pm

### March

1	UCLA	Los Angeles, Calif.	5 pm
2	Vanderbilt	Los Angeles, Calif.	1 pm
7	Miami	Miami, Fla.	7 pm
8	Miami	Miami, Fla.	6 pm
9	Miami	Miami, Fla.	1 pm
11	LIU	Elliot Ballpark, Storrs, CT	3:05 pm
14	Campbell	Buies Creek, N.C.	6 pm
15	Campbell	Buies Creek, N.C.	3 pm
16	Campbell	Buies Creek, N.C.	1 pm
18	Duke	Durham, N.C.	4 pm
19	North Carolina	Chapel Hill, N.C.	6 pm
21	UNC Greensboro	Greensboro, N.C.	6 pm
22	UNC Greensboro	Greensboro, N.C.	2 pm
23	UNC Greensboro	Greensboro, N.C.	1 pm
25	Boston College	Elliot Ballpark, Storrs, CT	3:05 pm
26	Northeastern	Boston, Mass.	2:30 pm
28	Xavier*	Cincinnati, OH	3 pm
29	Xavier*	Cincinnati, OH	2 pm
30	Xavier*	Cincinnati, OH	1 pm

### April

1	Quinnipiac	Elliot Ballpark, Storrs, CT	3:05 pm
4	Creighton*	Omaha, Neb.	7 pm
5	Creighton*	Omaha, Neb.	3 pm
6	Creighton*	Omaha, Neb.	1 pm
8	Bryant	Elliot Ballpark, Storrs, CT	3:05 pm
9	Hofstra	Elliot Ballpark, Storrs, CT	3:05 pm
11	Georgetown*	Elliot Ballpark, Storrs, CT	6:05 pm
12	Georgetown*	Elliot Ballpark, Storrs, CT	2:05 pm
13	Georgetown*	Elliot Ballpark, Storrs, CT	1:05 pm
15	Boston College	Chestnut Hill, Mass.	4 pm
17	Seton Hall*	Elliot Ballpark, Storrs, CT	6:05 pm
18	Seton Hall*	Elliot Ballpark, Storrs, CT	6:05 pm
19	Seton Hall*	Elliot Ballpark, Storrs, CT	1:05 pm
22	Massachusetts	Dunkin' Park, Hartford, CT	6:05 pm
23	Army	Elliot Ballpark, Storrs, CT	5:05 pm
25	St. John's*	Queens, N.Y.	3 pm
26	St. John's*	Queens, N.Y.	1 pm
27	St. John's*	Queens, N.Y.	1 pm
29	Rutgers	Elliot Ballpark, Storrs, CT	5:05 pm
30	Rhode Island	Elliot Ballpark, Storrs, CT	6:05 pm

### May

2	Villanova*	Plymouth Meeting, Va.	3 pm
3	Villanova*	Plymouth Meeting, Va.	1 pm
4	Villanova*	Plymouth Meeting, Va.	12 pm
9	Butler*	Elliot Ballpark, Storrs, CT	6:05 pm
10	Butler*	Elliot Ballpark, Storrs, CT	2:05 pm
11	Butler*	Elliot Ballpark, Storrs, CT	1:05 pm
13	Northeastern	Brooklines, Mass.	6:05 pm
15	Maine	Elliot Ballpark, Storrs, CT	6:05 pm
16	Maine	Elliot Ballpark, Storrs, CT	6:05 pm
17	Maine	Elliot Ballpark, Storrs, CT	1:05 pm
21-14	BIG EAST CHAMP	Mason, OH	TBA

\* BIG EAST Conference Game

& BIG EAST Championship

Home Games Played at Elliot Ballpark, Unless Otherwise Noted (all times eastern)

- 180 MLB Draft Picks/Signings
- 31 All-Americans
- 70 All-Conference First Team Selections

# UConn Baseball

- Eight Conference Players of the Year
- Six Conference Pitchers of the Year
- Six Conference Coaches of the Year

## Head Coach Jim Penders



**Jim Penders**  
Head Coach

**16**

**22nd Season**  
**Connecticut '94, G'98**

Jim Penders enters his 22nd season at the helm for the Huskies in 2025. A five-time conference Coach of the Year, Penders has overseen one of the most successful stretches in the 129-year history of UConn baseball. Penders has worked with the University of Connecticut baseball program in 33 of the last 35 years, being associated with the Huskies as a student-athlete, an assistant coach and now head coach. The Huskies have the longest tenured coaching staff in Division I baseball.

Overall in his tenure, Penders holds a 735-477-5 record. On May 16, 2019, Penders surpassed his mentor, Andy Baylock, for most wins in UConn history by securing his 557th victory in a 8-5 win at Tulane. He has led the Huskies to nine NCAA Tournament appearances, and two Super Regional appearances in 2011 & 2022. UConn has also won a regular season or conference title eight times with Penders in the dugout and hosted the 2010 Norwich Regional. Under his watch, 17 Huskies have earned All-America honors, most recently David Smith in 2023.

In 21 seasons as head coach for the Huskies, Penders has had a total of 75 players either drafted or signed by professional baseball clubs. During the 2015 MLB season a program-record five former Huskies played in the big leagues: Nick Ahmed ('11) of the Diamondbacks, Matt Barnes ('11) of the Red Sox, Scott Oberg ('12) of the Rockies, Mike Olt ('11) of the Cubs and George Springer ('11) of the Astros. The feat occurred again in 2018 with Ahmed, Barnes, Oberg and Springer joined by former teammate John Andreoli ('11) who was called up by the Seattle Mariners on May 23, 2018. Anthony Kay made his MLB Debut on Sept. 7, 2019 for the Toronto Blue Jays.

Ben Casparius became the seventh former player under Penders to make his Major League debut on August 31, 2024.

Penders has led his squad to 30 or more wins in 17 of his 20 years at Connecticut (2020 season shortened due to Covid-19). In 2023, the Huskies captured 44 wins to notch back-to-back 40 wins seasons for the first time since 2010 and 2011. The 94 combined wins between 2022 and 2023 are the most in back-to-back years in program history. The Huskies won their third-straight BIG EAST regular season title and earned their sixth-ever at-large bid to reach their fifth-straight NCAA Tournament.

The Huskies advanced to their third Super Regional and second in three seasons by winning the 2024 NCAA Norman Regional. Ian Cooke won BIG EAST Pitcher of the Year honors while eight total Huskies earned All-BIG EAST honors en route to the fourth-straight BIG EAST regular season title. The Huskies earned an at-large bid to the NCAA Tournament to extend their streak to six-straight seasons with a berth to NCAA Regionals.

Penders won his 700th game in the NCAA Gainesville Regional with a victory against Florida A&M on June 3, 2023. Penders earned NEIBA Coach of the Year for the fifth time in his career, leading the Huskies to the highest ranking while he has been at the helm at No. 9 in the country (D1Baseball.com). The Huskies were in the major polls for 10 weeks during the season and took home NEIBA Team of the Year, the ninth time the Huskies have earned that honor under Penders. Dominic Freeberger earned BIG EAST Player of the Year honors while seven Huskies earned All-BIG EAST accolades.

In 2022, the Huskies set a program record and New England record with 50 wins on the season. UConn won the NCAA College Park Regional and advanced to its second Super Regional. The Huskies beat No. 2 Stanford in Game 1 of the Super Regionals to grab their first-ever win in Supers. For the second-straight season, the Huskies swept the BIG EAST regular season and tournament titles. It was the fourth-straight NCAA Tournament for the Huskies and eighth under Penders. Penders earned ABCA/Rawlings Northeast Coach of the Year for the fourth time in his career and also captured NEIBA Coach of the Year honors.

In 2021, Penders led the Huskies to a BIG EAST regular season and conference tournament championship for the first time in program history, advancing to play in the 2021 NCAA South Bend Regional. Penders and his staff took home 2021 BIG EAST coaching staff of the year honors while Tyler Fedko captured BIG EAST Player of the Year accolades.

In 2019, Penders led the Huskies to its fifth at-large bid to the NCAA Tournament and earned the No. 2 seed in the Oklahoma

City Regional. The Huskies won three games in the tournament, most since 2011, to reach its second-straight Regional Final. The Huskies finished with 39 wins, eclipsing the 35-win mark for the sixth time in the last 10 seasons. He was named ABCA/Diamond Northeast Coach of the Year.

In 2018, Penders led UConn to its fourth at-large bid to the NCAA Tournament in program history. The Huskies earned the No. 2 seed in the NCAA Conway Regional and reached the Regional Final by defeating LIU Brooklyn and host, Coastal Carolina.

Reggie Crawford earned an invite to play for the USA Collegiate National Team in 2021, becoming the fourth Husky in the past six seasons to receive the honor. Penders has had seven players don the stars and stripes (Matt Barnes, Tim Cate, Mason Feole, Anthony Kay, L.J. Mazzilli and George Springer).

Penders led the Huskies to their first-ever American Athletic Conference crown in 2016, finishing with a 38-25 overall record en route to their fourth NCAA Tournament appearance in the last seven seasons. Four Huskies were drafted in the 2016 MLB Draft, including Kay, who went 31st overall to the New York Mets.

Penders earned NEIBA New England Coach of the Year honors in 2015 as his squad went 35-25 and reached the semifinal round of the 2015 American Baseball Championship. Seven Huskies earned All-Conference accolades following the season, including American Athletic Conference Pitcher of the Year Carson Cross. Along with Siena, the NEIBA New England Player of the Year, Cross was named an ABCA/Rawlings Third-Team All-American following the season and also received All-America laurels from Louisville Slugger. Willy Yahn became UConn's first Freshman All-American since 2009 following the season with a Louisville Slugger.

In 2014, UConn struggled with injuries and youth and finished the year with a 27-31 record. Bobby Melley was named NEIBA New England Player of the Year and was one of three All-Conference first team members.

In 2013, the Huskies claimed their final BIG EAST Championship, defeating Notre Dame, 8-1, in Clearwater, Fla. UConn advanced to play in the NCAA tournament for the third time in the past four years. The BIG EAST title was the third in UConn history joining the 1990 and '94 teams. UConn defeated No. 1 seed Virginia Tech in its first game of the 2013 NCAA Regional hosted in Blacksburg, Va., before falling to Oklahoma and the Hokies in consecutive games. The Huskies finished the season with a 35-28 record.

In 2011, Penders guided the Huskies to the program's first regular-season BIG EAST championship title and first appearance in the NCAA Super Regionals. UConn finished the season with a 22-5 mark in conference play, and ended the year with a 45-20-1 overall record. Following their program-best 22 wins in conference play in 2011, the Huskies earned a bid to the NCAA Tournament for the 17th time, including their second straight appearance. As the No. 2 seed in the Clemson Regional, UConn went 4-1 while eliminating all three opponents from NCAA Tournament play, including No. 1 seed Clemson.

During 2011, Penders coached 11 student-athletes to BIG EAST post season honors, including Pitcher of the Year Matt Barnes and Player of the Year George Springer. Three Huskies also earned All-America status under Penders that season, as Barnes and Springer were named first team All-Americans and Kevin Vance was named a second team All-American.

In the 2011 Major League Baseball Amateur Draft, a program-best 10 Huskies were selected. George Springer (11th overall), and Matt Barnes (19th overall) were first-round selections of the Houston Astros and Boston Red Sox respectively. Joining the two first-rounders were Nick Ahmed (2nd round pick of the Braves), John Andreoli (17th round pick of the Cubs), Greg Nappo (18th round pick of the Marlins), Kevin Vance (19th round pick of the White Sox), Mike Nemeth (21st round pick of the Brewers), Dave Fischer (30th round pick of the Giants), Doug Elliot (35th round pick of the Brewers), and Elliot Glynn (39th round pick of the Braves).

The 2010 season was one of the most successful seasons in program history, as Penders guided the Huskies to a program-best 48 wins. After being nationally ranked for the first time since 1979, UConn earned an NCAA Tournament berth for the first time since 1994 and hosted the Norwich Regional at Dodd Stadium in Norwich, Conn. Along with the team success, including a UConn-best 22-game win streak, Penders earned multiple coaching accolades as he was named BIG EAST, ECAC, and NEIBA Coach of the Year. He was also named the ABCA/Diamond Northeast Coach of the Year.

In 2009, Penders led the Huskies to a 36-24 overall record and an appearance in the BIG EAST Championship final against Louisville. Under Penders' guidance, George Springer became UConn's first-ever BIG EAST Rookie of the Year following the 2009 season.

During 2007, Penders and the Huskies earned a spot in the BIG EAST Championship game after battling their way through the BIG EAST



- Five College World Series Appearances
- 25 NCAA Tournament Appearances
- 3-Time NCAA Super Regional Participant

# UConn Baseball

- 2016 American Conference Champions
- 10-Time BIG EAST Champions
- 17 Yankee Conference Championships

Tournament by upsetting three higher-seeded teams. UConn's appearance in the title game as the eighth-seed marked the lowest seed in BIG EAST Tournament history to reach the final game.

After the 2006 season, a year in which the Huskies went 39-18-1, Penders led his program to a second place finish in the BIG EAST and earned BIG EAST Coach of the Year, and NEIBA Coach of the Year honors, while his team was named the NEIBA Team of the Year.

In July of 2003, Penders became just the fifth head coach in the program's history since 1924 joining Sumner Dole (1924-35), J.O. Christian (1936-61), Larry Panciera (1962-79) and Andy Baylock (1980-2003).

Penders was an assistant coach for the Huskies for seven years from 1997-2003 as UConn posted winning seasons in each of those campaigns. As an assistant coach, Penders coordinated the Huskies recruiting of student-athletes, served as a hitting coach and worked with the catchers and outfielders.

A standout on the baseball field for Connecticut during his undergraduate career, Penders was a four-year letter winner as a Husky. He was co-captain of the 1994 UConn squad that won the BIG EAST Conference tournament, and the Huskies advanced to the NCAA Championship in both his junior and senior years. He hit .354 with seven home runs and 46 runs batted in as a senior in 1994. He earned First Team All-Northeast, All-New England and All-BIG EAST honors in his senior year as a catcher.

During his UConn career, the Huskies played in the Championship game of the BIG EAST Tournament three times. Penders helped the Huskies to 99 wins over his four seasons, including a 30-18 record in 1994. He also excelled in the classroom as a three-time BIG EAST Academic All-Star. Penders was a four-year member of the UConn Captains' Council and served as that group's president during his senior year.

Penders graduated from UConn in 1994 with a degree in political science and added a master's degree from UConn in 1998 from the School of Education.

Penders worked in Washington, D.C., from 1994-96 as a political fundraiser for U.S. Senator Tom Harkin of Iowa. Penders returned to UConn for the 1997 season as a graduate assistant baseball coach and became a fulltime assistant coach for the 1999 season. He also founded and directs the Connecticut Baseball School. The popular camp holds sessions during the summer and winter vacation periods, along with a one-day fall session in October every year.

The connection between the Penders family and UConn athletics runs deep. Penders' father, Jim, and uncle, Tom, both graduated from UConn and played on the Huskies' 1965 College World Series team. Jim is a 1966 UConn graduate and recently retired as the baseball coach at East Catholic High School. He won 600 games in 43 seasons and coached his three sons. He was an infielder for the Huskies and had a career batting average of .279, including a .323 mark his senior year. He was a captain of the '65 squad and the only player to hit over .300 for the Huskies that season. Jim has won four Connecticut high school state championships at East Catholic and was named the national high school coach of the year in 1996. In the summer of 2008 he was inducted into the National High School Coaches Association Hall of Fame, and in June of 2009, the baseball field at East Catholic was named in his honor.

Tom, a 1967 UConn graduate, was the head men's basketball coach at Tufts

(1971-74), Columbia (1974-78), Fordham (1978-86), Rhode Island (1986-88), Texas (1988-89), George Washington (1998-2000) and Houston (2004-10). Tom was a two-sport star at UConn in baseball and basketball as he played in two NCAA tournaments (1965 and 1967) and the 1965 College World Series. Penders' extended family also includes a prominent former Husky. His former classmate, teammate, battery-mate and 1994 Lawrence R. Panciera Most Valuable Player, Aaron Quinn, is now his brother-in-law. Quinn pitched for the Huskies from 1991-94 and married Penders' sister-in-law, Courtney in 1999. Penders' younger brother Rob is the head coach of Division II St. Edward's University of Austin, Texas. His grandfather Jim was the longtime baseball coach at Stratford (Conn.) High School from 1931-68 and won four state championships, a record matched by Penders' father at East Catholic. He was also the head of the physical education department and the town's recreation director. The Stratford High School baseball and football complex is named in his honor. Penders is also actively involved with several baseball clinics around the globe as he has presented as a featured clinician in Regensburg, Germany to German baseball coaches for International Sports Group/Major League Baseball International.

A native of Vernon, Conn., Penders was an all-state performer in baseball at East Catholic High School and served as his senior class president. In 2011, he was inducted into the ECHS Hall of Fame.

A daily runner, Penders completed his first marathon in Philadelphia in November 2011. Penders resides in Old Wethersfield, Conn. with his three children - a daughter, Tess Avery, and sons, James Henry "Hank", and Charles Edward "Charlie".

## THE JIM PENDERS FILE

Connecticut	
2004-pres.	
American Coach of the Year	2016
American Tournament Champions	2016
BIG EAST Coach of the Year	2006, 2010, 2011, 2021
BIG EAST Regular Season Champions	2011, '21, '22, '23, '24
BIG EAST Tournament Championship	2013, 2021, 2022
ABCA Northeast Region Coach of the Year	2010, '11, '19, '22
NEIBA Coach of the Year	2006, '10, '15, '22
ECAC Coach of the Year	2010
NCAA Tournament App.	'10, '11, '13, '16, '18, '19, '21, '22, '23, '24
NEIBA Team of the Year	2006, '10, '11, '17, '18, '22, '23
Assistant Coach	
Connecticut	1997-2003
Player	
Connecticut	1991-94
BIG EAST Conference Tournament Champions	1994
NCAA Tournament Appearances	1994, 1993
First Team All-Northeast	1994
All-New England	1994
All-BIG EAST	1994
Three-Time BIG EAST Academic All-Star	1992, 1993, 1994
East Catholic High School	
Hall of Fame Class of 2011	

Season	Record	Pct.	League	Record	Finish	Result
2004	26-29-1	.473	Big East	9-17	9th (I)	
2005	24-22-0	.522	Big East	11-12	6th	
2006	39-18-1	.681	Big East	18-6-1	2nd	
2007	34-27	.557	Big East	10-14	8th	
2008	27-28	.491	Big East	11-16	9th (I)	
2009	36-24	.600	Big East	14-13	6th	
2010	48-16	.750	Big East	20-6	2nd	NCAA - At-Large (Norwich Regional)
2011	45-20-1	.689	Big East	22-5	1st	NCAA - At Large (Clemson Regional/ Columbia Super Regional)
2012	31-27-1	.534	Big East	16-11	5th (I)	
2013	35-28	.556	Big East	9-15	8th	NCAA - Big East Tournament Champion (Blacksburg Regional)
2014	27-31	.466	American	9-14	6th (I)	
2015	35-25	.583	American	11-13	6th	
2016	37-23	.617	American	14-9	3rd	NCAA - American Tournament Champions (Gainesville Regional)
2017	33-25	.569	American	14-10	3rd (I)	
2018	37-22-1	.625	American	14-10	3rd (I)	NCAA - At-Large (Conway Regional)
2019	39-25	.609	American	12-12	4th (I)	NCAA - At-Large (Oklahoma City Regional)
2020	8-5	.615	American	0-0		Season Canceled due to Covid-19
2021	34-19	.641	Big East	13-4	1st	NCAA - BIG EAST Tournament Champions(South Bend Regional)
2022	50-16	.822	BIG EAST	16-5	1st	NCAA - BIG EAST Tournament Champions (College Park Regional/ Stanford Super Regional)
2023	44-17	.786	BIG EAST	15-5	1st	NCAA- At-Large (Gainesville Regional)
2024	35-26	.573	BIG EAST	17-4	1st	NCAA - At-Large (Norman Regional/Tallahassee Super Regional)
<b>Totals</b>	<b>735-477-5 (.609)</b>			<b>257-196-1 (.565)</b>		



- 180 MLB Draft Picks/Signings
- 31 All-Americans
- 70 All-Conference First Team Selections

# UConn Baseball

- Eight Conference Players of the Year
- Six Conference Pitchers of the Year
- Six Conference Coaches of the Year

## Associate Head Coach Jeff Hourigan



**Jeff Hourigan**

**29**

**Associate Head Coach**

**14th Season  
Connecticut '05**

Jeff Hourigan joined Jim Penders' staff prior to the 2012 season and is now entering his 14th season as an assistant coach in 2025. Hourigan, who played at UConn for two seasons, returned to Storrs after spending five years as an assistant coach and pitching coach at the University of New Haven. Hourigan is part of the longest tenured coaching staff in Division I baseball.

During Hourigan's time in Storrs, he has mentored the UConn hitters, specifically outfielders, and served as the recruiting coordinator. Since he came aboard, UConn has had 20 position players drafted or signed by MLB clubs. Hourigan has also helped mentored five All-Americans, with David Smith (2023), Erik Stock (2022), Kyler Fedko (2021), Vinny Siena (2015) and LJ Mazzilli (2013) each earning All-America honors during their time in Storrs.

During the 2024 season, the Huskies won the NCAA Norman Regional to advance to the program's third Super Regional. Five position players (Korey Morton, Luke Broadhurst, Matt Garbowski, Maddix Dalena and Bryan Padilla) earned All-BIG EAST honors en route to a fourth-straight BIG EAST regular season championship. Korey Morton signed a free agent contract with the Houston Astros after graduating in 2024.

Dominic Freeberger won BIG EAST Player of the Year in 2023 with the Huskies winning their third-straight BIG EAST regular season title and advanced to the program's fifth-straight NCAA Tournament. David Smith earned Second Team College Baseball Foundation All-American status and was drafted in the 14th Round of the 2023 MLB Draft by the Detroit Tigers. Five Huskies landed on the All-BIG EAST team (Freeberger, Smith, Ben Huber, Jake Studley and Luke Broadhurst). In 2022, the Huskies had five players earn All-Conference status with Stock, Korey Morton and Matt Donlan taking First Team honors while Casey Dana and David Smith landed on the second team. Under Hourigan, the Huskies won both the 2022 BIG EAST regular season and tournament championships and advanced to the Super Regionals for the first time under him. UConn scored the second most runs in a single-season with 528, hit .300 as a team for the second-straight season, led the nation with 166 doubles, which set a program record, and tied the program record with 83 home runs in a single-season. All those marks helped the Huskies set a program and New England record with 50 wins in a season.

In 2021, Kyler Fedko took home BIG EAST Player of the Year honors while five position players made the BIG EAST All-Conference team (Fedko (First Team), C. Winkel (First Team, Erik Stock (First Team), Pat Winkel (Second Team) and Reggie Crawford (Second Team). En route to winning the BIG EAST regular season and tournament championships and the UConn coaching staff earning BIG EAST Coaching Staff of the Year, the UConn offense led the BIG EAST in batting average (.300), runs scored (384), hits (511), slugging (.476), on-base percentage (.386), doubles (106), home runs (62), and total bases (827).

During the 2019 season, the Huskies scored the third most runs in The American with 369. The 2019 offense set a program-record and led The American with 294 walks including Christian Fedko leading the league with 46. John Toppa and Anthony Prato both reached the 200-hit mark for their careers becoming the 20th and 21st Huskies to accomplish the feat. The Huskies scored 37 runs in the NCAA Oklahoma City Regional, the second most they've scored in a single NCAA Tournament. (2011, 50 Runs). The 7.4 average runs per game was the most UConn has produced in a single NCAA Tournament.

Anthony Prato earned First Team All-Conference status while John Toppa, Mike Woodworth and Christian Fedko landed on the second team. Prato was drafted in the 7th Round by the Minnesota Twins and Mike Woodworth was selected in the 29th Round by the Oakland Athletics

In 2018, four players hit over .300 with Zac Susi (.335), Troy Stefanski (.326), Anthony Prato (.324) and Mike Woodworth (.302) eclipsing the mark. Isaac Feldstein earned First Team All-Conference honors, Susi landed on the second team and Christian Fedko was named the American Conference Rookie Position Player of the Year. In the 2018 MLB Draft, Susi was drafted in the 12th Round by the Pittsburgh Pirates.

During the 2017 season, junior third baseman Willy Yahn became the 19th Husky to collect 200 hits for his career. The Huskies placed two position players on the All-Conference team with Yahn and Anthony Prato getting second-team All-Conference nods.

In 2016, UConn won its first American Athletic Conference crown with Hourigan leading the UConn offense to the top of the conference in multiple offensive categories. The Huskies ranked first in runs scored (388), doubles (108) and walks (261). Joe DeRoche-Duffin was selected the Conference Player of the Year, while four other position players earned All-Conference honors; Willy Yahn, Bobby Melley, Bryan Daniello and Jack Sundberg. Individually, Willy Yahn was first in The American in hits (88), doubles (20), DeRoche-Duffin's cranked a conference-leading 17 HR's and Bobby Melley and Jack Sundberg tied for the top spot in the conference with 53 runs scored.

In 2015, the UConn posted a slash line of .288/.388/.416 to aid in scoring a conference-leading 6.5 runs per game. The UConn offense sent five to All-Conference teams and Vinny Siena followed Bobby Melley in 2014 to give the Huskies back-to-back NEIBA New England Player of the Year winners. The Huskies also had three hitters (Blake Davey, Joe DeRoche-Duffin and Siena) earn ABCA All-Region honors.

While working at New Haven for head coach Raphael Cerrato (now head coach at Rhode Island), Hourigan helped guide the Chargers to an East Coast Conference regular season championship (2008), an NCAA Regional berth (2010), and led the pitching staff to an ERA of 2.90 that was the second best mark in the country during the 2010 season.

Prior to his coaching career at New Haven, Hourigan was a student assistant coach for UConn during the 2006 season, working closely with the first basemen and pitchers. He split his collegiate playing career between Clemson and Connecticut, playing for the Tigers during the 2002 and 2003 seasons and was part of the Husky lineup during the 2004 and 2005 seasons. In 2002, he competed in the College World Series as a part of a Clemson team that finished third nationally. As



## THE JEFF HOURIGAN FILE

Associate Head Coach	
Connecticut	2012-Pres.
BIG EAST Coaching Staff of the Year	2021
American Athletic Conference Coaching Staff of the Year	2016
Assistant Coach/Pitching Coach	
New Haven	2007-11
Student Assistant Coach	
Connecticut	2006
Player	
Connecticut	2004-05
All-BIG EAST Second Team	2005
Team MVP	2005
Clemson	2002-03
College World Series	2002
Masuk High School	
2001 Gatorade Connecticut Player of the Year	

a senior, Hourigan was named team captain and went on to earn second team All-BIG EAST and team MVP honors. At Clemson, he earned honorable mention Freshman All-American.

Between Clemson and Connecticut, Hourigan played in 185 games and batted .303 for his career. He scored 104 runs, drove in 129 and belted 25 homeruns. At UConn alone, he hit .333 with 17 home runs in 90 games. On the mound, he recorded a 10-8 record in 21 starts for the Huskies and struck out 103 batters in 136.1 innings pitched.

Entering college, Hourigan was named the 2001 Gatorade Connecticut Player





- Five College World Series Appearances
- 25 NCAA Tournament Appearances
- 3-Time NCAA Super Regional Participant

# UConn Baseball

- 2016 American Conference Champions
  - 10-Time BIG EAST Champions
- 17 Yankee Conference Championships



**Josh MacDonald**  
**33**  
**Pitching Coach**  
**Recruiting Coordinator**  
**14th Season**  
**Connecticut '06**  
**Long Island G'09**

Josh MacDonald joined Jim Penders' staff in 2012 and enters his 14th season as Husky pitching coach in 2025. MacDonald is part of the longest tenured coaching staff in Division I baseball.

MacDonald has coached seven All-Americans during his time in Storrs and had an All-American in six of the last seven completed seasons (Cross ('15), Kay ('16), Russell ('17), Feole & Poulin ('18), Jacob Wallace ('19) and Austin Peterson (2022)). (\*2020 season shortened due to Covid-19)

Under MacDonald the Huskies have eclipsed 500 strikeouts as a staff the past six seasons, including a program record 642 strikeouts in 2022. (\*2020 season shortened due to Covid-19).

During the 2024 season, the Huskies captured a NCAA Norman Regional title to advance to the program's third Super Regional. The Huskies earned their sixth-straight NCAA Tournament berth and won their fourth-straight BIG EAST regular season crown. Ian Cooke captured BIG EAST Pitcher of the Year honors, the first since Kay in 2016. Cooke, Brady Afthim and Garrett Coe all garnered All-BIG EAST accolades. Braden Quinn was selected by the Arizona Diamondbacks in the 14th Round of the 2024 MLB Draft while Stephen Quigley signed a free agent contract with the Cincinnati Reds.

On August 31, 2024, Ben Casparius made his MLB Debut and eventually pitched in the MLB postseason and World Series for the World Series Champion Los Angeles Dodgers.

En route to the Huskies winning its third-straight BIG EAST regular season championship and making its fifth-straight NCAA Tournament, Zach Fogell and Stephen Quigley earned All-BIG EAST honors in 2023. Andrew Sears was selected in the 10th Round of the 2023 MLB Draft by the Detroit Tigers and Zach Fogell was taken in the 18th Round by the Boston Red Sox.

In 2022, the Huskies pitching staff ranked top-10 in the nation in ERA (6th, 3.78) and strikeouts (10th, 642). Austin Peterson and Pat Gallagher tied for the most wins in the nation with 11. While earning All-American numbers in 2022, Peterson set the UConn single-season strikeout record with 147 strikeouts, ranking third in the country. Ian Cooke also earned Collegiate Baseball Freshman All-American honors for his first season in Storrs. The Huskies placed its entire weekend rotation on the BIG EAST All-Conference team with Pat Gallagher and Austin Peterson on the First Team and Enzo Stefanoni on the second team.

For his accomplishments during the 2022 season, MacDonald was named the 2022 D1Baseball.com Assistant Coach of the Year.

Three UConn pitchers were selected in the 2022 MLB Draft with Reggie Crawford (1st Round), Austin Peterson (9th Round) and Pat Gallagher (11th Round) all selected.

As part of the 2021 BIG EAST Coaching Staff of the Year, MacDonald saw three of his pitchers land on the BIG EAST All-Conference team with Caleb Wurster (First Team), Ben Casparius (Second Team) and Austin Peterson (Second Team) all taking home accolades. Casparius led the BIG EAST and posted the second most strikeouts in a single-season with 127 while Caleb Wurster led the BIG EAST with his nine saves.

Three UConn pitchers were selected in the 2021 MLB Draft with Ben Casparius (5th Round, Dodgers), Caleb Wurster (15th Round, Marlins) and Andrew Marrero (18th Round, Cardinals) all picked.

With a shortened season and abbreviated draft, Nick Krauth was spectacular for the Huskies in 2020, going 4-0 with a 0.36 ERA in four starts. He was headed for an All-American season before the season was cut short. Krauth signed a free agent deal with the Texas Rangers after the MLB Draft.

Jacob Wallace was one of the top closers in the country in 2019 and became a third round pick by the Colorado Rockies in the MLB Draft, the highest draft pick for a UConn reliever in program history. Wallace received numerous All-American accolades with four First Team and one second team nod. He was one of five pitchers up for National Pitcher of the Year and was a finalist for NCBWA Stopper of the Year Award, given to the top reliever in college baseball.

Mason Feole closed out his career in 2019 by becoming the program's all-time strikeout leader with 778 strikeouts.

On Sept. 7, 2019, former MacDonald pupil, Anthony Kay, made his Major League debut with the Toronto Blue Jays.

Two Husky arms received All-American recognition in 2018 with Mason Feole and P.J. Poulin earning ABCA/Rawlings Third Team All-America status. Feole became just the second pitcher in UConn history to hit 120 strikeouts in single-season en route to nine victories and a 2.50 ERA. Poulin set the UConn single-season record with 16 saves in 2018 and ranked top-10 nationally in saves. The left hander appeared in 31 games, notched six wins and held a 3.26 ERA.

Poulin was drafted in the 11th Round of the MLB Draft by the Colorado Rockies while southpaw Tim Cate was picked 65th overall in the Second Round by the Washington Nationals. Cate set the UConn program record for strikeouts with 270 strikeouts in three seasons in Storrs(116).

For the second-straight season a Husky pitcher won Conference Rookie Pitcher of the Year, Mason Feole took home the honor in 2017. On March 4, the Huskies tied a school record with 20 strikeouts against Stetson. John Russell garnered third team ABCA/Rawlings Third Team All-American status after breaking the single-season school record with 14 saves. Three pitchers: Wills Montgomerie (6th Round), John Russell (16th) and Doug Domnarski (27th) were selected in the 2017 MLB Draft. 11 pitchers have been signed by major league clubs since the arrival of MacDonald.

MacDonald coached a pair of All-Americans in 2016, highlighted by Anthony Kay's Louisville Slugger Second Team All-America nod. Kay, who was drafted by the New York Mets with the 31st pick in the 2016 MLB Draft, was also tabbed as the American Athletic Conference Pitcher of the Year and Most Outstanding Player in The American conference tournament; pitching the UConn to its first American Athletic Conference title. Freshman LHP Tim Cate was tabbed as the league's Rookie Pitcher of the Year and earned on a spot on the Louisville Slugger Freshman All-America squad. As a staff, UConn established a new single-season program record with 558 strikeouts and picked up the fourth-most wins in single-season history (38).

In 2015, MacDonald led the Husky pitching staff to its first sub-3.00 team ERA since 1977, placing 14th in the country and second in The American with a 2.94 mark. The Huskies were also 14th in the country with a 1.20 WHIP and placed eighth in the nation with 7.53 hits allowed/nine innings. Leading the way was Third Team All-American Carson Cross, who became the 11th pitcher to earn All-America honors in program history before a 14th round selection by the St. Louis Cardinals in the 2015 MLB Draft. Cross was joined by Anthony Kay to make UConn the only team in The American with two First Team All-Conference performers. Kay became the first selection to the 2015 USA Baseball Collegiate National Team during the season.

The 2014 Huskies finished 45th nationally with a 3.19 ERA, good for third best in The American Athletic Conference. MacDonald guided senior ace Anthony Marzi to a Third Team All-Conference season, helping Marzi move into the top-five in UConn history in several categories. Under MacDonald's counsel, freshman Andrew Zapata finished seventh in the nation and first in The



## THE JOSH MACDONALD FILE

Pitching Coach/ Recruiting Coordinator	
Connecticut	2012-Pres.
D1Baseball.com Assistant Coach of the Year	2022
BIG EAST Coaching Staff of the Year	2021
American Athletic Conference Coaching Staff of the Year	2016
Head Coach	
St. Thomas More Prep (CT)	2010-11
Pitching Coach	
Bourne Braves (CCBL)	2010-11
Long Island University	2007-09
Player	
Connecticut	2002-06

American with a paltry 5.57 hits allowed per nine innings.

In 2013, the Husky pitching staff boasted a 3.42 earned run average, led by sophomore ace Carson Cross, who finished the year with a 9-4 record and a 2.44 earned run average. Cross was selected in the 24th round by the Pittsburgh Pirates as the 719th overall player taken and the 13th of the round. The Huskies finished the season with a combined 398 strikeouts in 574.0 innings pitched. UConn finished third in the BIG EAST in ERA and ranked 45th out of 296 teams nationally. Marzi and reliever David Mahoney were both named to the All-BIG EAST Tournament team during the Huskies championship run in Clearwater, Fla.

In 2012, the UConn pitching staff ranked fourth in the BIG EAST in earned run average, second in conference-only games, and third in batting average against. Marzi finished third in the league in ERA in conference games, while righty Scott Oberg was named to the All-BIG EAST First Team. Oberg and fellow righty David Fischer were each chosen in the MLB draft, going in the 15th and 18th rounds, respectively.

MacDonald, a UConn alum, spent two years as the pitching coach with the Bourne Braves of the Cape Cod Baseball League from 2010-11and served as an assistant coach in the CCBL All-Star Game for the West Division in 2010. During his time with the club, the Braves won the CCBL championship during 2009 and then won the Western Division championship in 2010. As an integral part of the coaching staff, MacDonald also guided one of his players to become the 2010 CCBL Outstanding Pitcher of the Year.

Prior to his stint with the Bourne Braves, he served as a pitching coach for Long Island University from 2007-2009, where he tutored four pitchers who went on to play professionally. MacDonald finished his collegiate playing career in 2006, after helping the Huskies to a second place finish during the BIG EAST regular season and a then school record 39 wins. At the time, he was third on the all-time pitching appearance list at UConn and is currently ninth after the 2012 season.

MacDonald pitched in 62 games over the course of his career with the Huskies. He posted a 10-8 record out of the bullpen and owned a 4.85 earned run average. MacDonald struck out 86 batters in 154 innings and earned two saves, both in his senior season. He earned the first win in the Jim Penders era at UConn with an 8-3 win over Butler on March 3, 2004. In the summer of 2005, MacDonald was an All-Star in the Valley League and helped his team to a Northern Division Championship.

A 2001 graduate of Notre Dame High School of West Haven and a Milford native, MacDonald was drafted by the Pittsburgh Pirates in the 47th round of the 2001 MLB Amateur Draft. At ND, he was a part of the 2000 Class LL State Championship squad and in 2001 was named the New Haven Register All-Area MVP.

MacDonald resides in Colchester with his wife, Stephanie, daughter, Avery and son, David.

Assistant Coach Josh MacDonald

- 180 MLB Draft Picks/Signings
- 31 All-Americans
- 70 All-Conference First Team Selections

# UConn Baseball

- Eight Conference Players of the Year
- Six Conference Pitchers of the Year
- Six Conference Coaches of the Year

## Assistant Coach Chris Podeszwa



**Chris Podeszwa** **14**  
**Assistant Coach**

**22nd Season**  
**Connecticut '93**  
**So. Connecticut G'03**

Chris Podeszwa has been a member of his former UConn teammate Jim Penders' coaching staff since Penders took over as head coach in 2004. Podeszwa's focus is primarily on the instruction of infielders and hitters. Podeszwa is part of the longest tenured coaching staff in Division I baseball.

Podeszwa has helped develop major league talent working with Nick Ahmed, John Andreoli, Mike Olt and George Springer during his time with the Huskies.

Podeszwa was inducted into the Waterford Athletic Hall of Fame in 2016. On November 25, 2016 Podeszwa and seven others represented the sixth induction class.

UConn earned an at-large bid to its sixth-straight NCAA Tournament during the 2024 season. The Huskies won their fourth-straight BIG EAST regular season championship and advanced to the program's third Super Regional appearance by winning the NCAA Norman Regional

During the 2023 season, he helped the Huskies win 44 games and win their third-straight BIG EAST Championship.

In 2022, he helped the program set a program record with 50 wins and a trip to the program's second Super Regional after capturing the 2022 NCAA College Park Regional title.

In 2019, Podeszwa helped the program earn its fifth at-large berth to the NCAA Tournament and second-straight season. The Huskies have eclipsed 30 wins in 15 of the 18 seasons under Coach Dez and eight times in the past 12 seasons have posted 35 wins or more.

Podeszwa helped the Huskies capture their first-ever American Athletic Conference crown in 2016, helping guide the program to a 38-25 overall mark and its fourth NCAA Tournament appearance in the last seven seasons.

The 2014 Huskies finished in the top-100 nationally in on-base percentage, placing fourth in The American with a .364 mark. Podeszwa also helped three hitters (Blake Davey, Max McDowell, Bobby Melley) earn All-Conference nods, while Melley was named 2014 NEIBA New England Player of the Year.

In 2013, the Huskies finished with a .270 team batting average and an impressive .365 on-base percentage. UConn scored 318 runs in 63 games, averaging out to 5.05 runs per game. Podeszwa also guided second baseman LJ Mazzilli to an All-America season before he became a fourth round draft pick of the New York Mets.

Podeszwa was an integral part of the 2011 UConn club that won the program's first-ever BIG EAST Regular Season Championship and advanced to the NCAA Super Regionals for the first time.

In 2010, Podeszwa helped the Huskies' set new single-season records in hits, runs scored and RBI, besting the records the club set in 2009. UConn recorded 750 hits, 542 runs scored and 492 RBI in 2010.

After graduating from UConn in 1993, Podeszwa served as an envoy coach for Major League Baseball International in New York and Europe. His responsibilities included preparing the German Junior National Team for the European Championships while organizing coordinated clinics for youth players and coaches.

In 1995, Podeszwa moved to Sweden to play and coach for the Skelleftea Bears Baseball Club in Skelleftea, Sweden. His stay in Scandinavia was highlighted by both of his teams capturing the Swedish National Championship.

In 1996, Podeszwa was hired as the assistant baseball coach at Mitchell College in New London, Conn., and in 1998, he became the assistant baseball coach for the University of Connecticut's Avery Point branch under head coach Roger Bidwell. At Avery Point, Podeszwa helped lead his squads to the NJCAA Region XXI Championship in 1999 and 2000. Avery Point also captured the Northeast Region Championship in 1999 and earned a trip to the NJCAA Division II World Series.

In between summer evaluation and recruiting assignments for the Huskies, Podeszwa continues to serve as an assistant baseball coach for Yarmouth-Dennis of the Cape Cod Baseball League. He coached 15th seasons with the Red Sox, who won the league championship in 2004, 2006 and 2007.

Podeszwa played at UConn from 1990-93. He was part of the 1990 BIG EAST Championship club and played every position for the Huskies except center field. He and Penders were teammates at UConn for three seasons.



## THE CHRIS PODESZWA FILE

Assistant Coach	
Connecticut	2004-Pres.
BIG EAST Coaching Staff of the Year	2006, 2010, 2011, 2021
American Athletic Conference Coaching Staff of the Year	2016
Yarmouth-Dennis - CCBL	1997-2014
Mitchell College	1996-97
UConn Avery Point	1998-2000
NJCAA Region XXI Champions	1999, 2000
Northeast Region Champions	1999
NJCAA Division II World Series	1999
Envoy Coach - MLB International (New York, Europe)	1993-94
Player	
Skelleftea Bears Baseball Club (Sweden)	1995
Swedish National Champions	1995
Connecticut	1990-93
NCAA Tournament Appearances	1990, 1993
BIG EAST Tournament Champions	1990
Waterford High School	





- Five College World Series Appearances
- 25 NCAA Tournament Appearances
- 3-Time NCAA Super Regional Participant

# UConn Baseball

- 2016 American Conference Champions
- 10-Time BIG EAST Champions
- 17 Yankee Conference Championships



**Chris Jones**  
**Director of Baseball Ops/  
Assistant Communication/  
On-Air Talent**

**Ninth Season**

Chris Jones enters his sixth year working as Assistant Director of Athletic Communications/On Air-Talent at UConn and ninth year working in the Athletic Communications Office. He serves as the primary media contact for baseball and women's soccer. In addition to his role in sports information, he is in his fifth season as Director of Baseball Operations and first full season as Director of Women's Soccer Operations. Jones also broadcasts UConn baseball games on 91.7 WHUS FM/MIXLR with the 2025 season being his 16th season broadcasting the Huskies.

Prior to returning to UConn, he held a broadcaster position for the Bourne Braves of the Cape Cod Baseball League during the 2015 season, as well as, professionally with the Connecticut Tigers, Single-A affiliate of the Detroit Tigers in 2016.

Jones, a 2014 UConn graduate, worked as sports director at WHUS for three years (2011-14) and has been announcing UConn baseball games since the 2010 season. He also worked as an event production intern at ESPN during the fall semester of 2013.

Originally from Crystal Lake, Ill., Jones grew up in Simsbury, Conn. and graduated from UConn with a degree in journalism. He currently resides in Manchester, Conn.



**Joel DeMarco**  
**Assistant Strength  
& Conditioning Coach**

**Strength & Conditioning**

Coach DeMarco joined the UConn staff in 2012. He currently oversees all aspects of training for the Baseball, Women's Ice Hockey, and Women's Volleyball. He has coached the baseball team to 5 BIG EAST Championships and the 2016 American Conference Championship. He has also coached 11 All-Americans and 34 MLB draft picks.

Prior to UConn, Joel served as the first full-time Strength & Conditioning Coach at Trinity College, overseeing all aspects of the program including design and implementation of training programs for all 29 varsity teams.

A native of North Adams, MA, Joel earned his Bachelor of Science in Exercise Science and Health Performance from the University of New England and his Master of Education in Exercise Science and Sports Studies from Springfield College. He was a varsity letter winner in the sport of Basketball for the University of New England.

Joel resides in Vernon, CT with his wife Kara and daughters Malia and Evelyn.



**Catie Dann**

**Athletic Trainer**

**Third Season**

Catie Dann is in her third season as Athletic Trainer for the baseball team. She previously worked with the UConn women's soccer team for 12 seasons.

Dann oversees the day to day care of all the student athletes associated with these teams, while working closely with the rest of the sports medicine staff. She has been a certified athletic trainer since 2005 and is a member of the National Athletic Trainers Association, as well as the National Strength and Conditioning Association.

Prior to her tenure here at UConn, Catie was a graduate assistant athletic trainer at The George Washington University (2005-2007) and worked primarily with the women's soccer program. She graduated with a Masters degree in Exercise Physiology focusing on exercise, nutrition, and eating behavior. She earned her undergraduate degree from University of Connecticut in Athletic Training in 2005. She and her husband, Ian, live in Columbia with their sons, Conner and Liam, daughter, Mia, and dog, Bella.

Support Staff

- 100 MLB Draft Picks
- 27 All-Americans
- 52 All-Conference First Team Selections

# UConn Baseball

- Six Conference Players of the Year
- Five Conference Pitchers of the Year
- Five Conference Coaches of the Year

No.	Name	Elig.	Pos.	B/T	Ht.	Wt.	Hometown	High School/Last Team
1	Bryan Padilla	5YR Sr.	INF	R/R	5'10	205	Brooklyn, N.Y.	Poly Prep
2	Tyler Minick	So.	INF	R/R	6'0	206	Reading, Pa.	Governor Mifflin
3	Rob Rispoli	R-Fr.	INF	R/R	5'10	175	Staten Island, N.Y.	Monsignor Farrell
4	Sam Biller	Gr.	OF	L/L	5'10	180	Los Angeles, Calif.	Cal Poly SLO/Loyola Marymount
5	Matt Garbowski	Sr.	C	L/R	6'0	216	New Fairfield, Conn.	New Fairfield
7	Ryan Daniels	Jr.	INF	L/R	6'0	200	Meriden, Conn.	St. Paul Catholic
8	Jack LaRose	Fr.	INF	L/R	5'11	195	Cumberland, R.I.	Bishop Hendricken
9	Caleb Shpur	Gr.	OF	R/R	5'10	189	East Canaan, Conn.	Housatonic/Endicott
10	Jude Abbadessa	R-So.	RHP	R/R	5'11	202	Endicott, N.Y.	Union Endicott
11	Connor Lane	Fr.	C	R/R	6'2	212	Old Saybrook, Conn.	Old Saybrook
12	Sean Finn	So.	RHP	R/R	5'9	188	Warrington, Pa.	Springside Chestnut Hill
13	Charlie West	So.	LHP	L/L	5'11	182	South Setauket, N.Y.	Ward Melville
15	Hector Alejandro	R-Sr.	RHP	R/R	6'1	215	Waterbury, Conn.	Naugatuck
18	Jack Sullivan	Sr.	RHP	R/R	6'0	208	Carmel, N.Y.	Carmel
20	Evan Hamberger	Jr.	LHP	L/L	6'2	185	Belgrade, MT	Spokane CC
21	Gabe Van Emon	Gr.	LHP	L/L	6'2	211	Lexington, Mass.	Lexington/Endicott
22	Ian Cooke	Sr.	RHP	R/R	6'1	249	New Milford, Conn.	Canterbury School
23	Carter Groen	So.	OF	R/R	6'3	205	Missouri City, Tx.	Ridge Point/Iona
24	Beau Root	Gr.	OF	L/L	6'2	200	Washington Depot, Conn.	Taft School/Middlebury
25	Thomas Ellisen	R-Jr.	RHP	R/R	6'4	215	Kimberly, Wisc.	Kimberly
26	Grant MacArthur	Jr.	1B	R/R	6'4	240	El Cajon, Calif.	Granite Hills/San Joaquin Delta
30	Frank Spirito IV	R-Fr.	RHP	R/R	6'0	210	Bristol, Conn.	Bristol Central
31	Devin Wolff	R-Fr.	RHP	R/R	6'5	228	Ellington, Conn.	Kingswood Oxford
32	Cole Taylor	Fr.	RHP	R/R	5'9	218	Berkley, Mass.	Tabor Academy
34	Brady Afthim	Sr.	RHP	R/R	6'0	211	Windham, Maine	Windham
36	Paxton Meyers*	Gr.	RHP	R/R	6'0	200	West Nyack, N.Y.	Clarkstown South / Brown
37	Sam Hutchinson	So.	LHP	L/L	6'2	200	Ivoryton, Conn.	Valley Regional/CCSU
38	JT Caruso	So.	LHP	L/L	6'2	185	Mount Sinai, N.Y.	Mount Sinai/Miami
39	Kyle Peters	R-Fr.	RHP	R/R	6'0	215	Hazleton, Pa.	Hazleton Area
40	Drew Smith	Fr.	RHP	R/R	6'3	219	Auburn, ME	Edward Little
41	Greg Shaw III	Jr.	RHP	R/R	6'3	210	Cornwall on Hudson, N.Y.	Cornwall Central/Manhattan
42	Gabriel Tirado	Fr.	C	L/R	5'8	205	Newington, Conn.	Loomis Chaffee
43	Maddix Dalena	Jr.	1B	L/R	6'3	239	Cogan Station, Pa.	Montoursville Area
44	Ben Schild	So..	RHP	R/R	6'2	231	Lincroft, N.J.	Middletown South
45	Cayden Suchy	Fr.	LHP	L/L	6'0	188	Sterling, Va.	Dominion
46	Oliver Pudvar	R-So.	LHP	L/L	5'11	180	Shelburne, VT	Champion Valley Union/Manhattan
47	Anthony Belisario	Fr.	INF	R/R	5'10	175	Staten Island, N.Y.	TNXL Academy
49	Cameron Mayer	Gr.	RHP	R/R	6'4	231	Syosset, N.Y.	Syosset/Tufts
50	Owen Norrell	Fr.	LHP	L/L	6'3	200	Austin, Tx.	Westwood
51	Giovanni Conte	R-Fr.	RHP	R/R	6'0	166	Albany, N.Y.	Colonie
52	Aidan Dougherty	Jr.	UT	R/R	6'1	185	Snoqualmie, WA.	Mount Si/Linn Benton CC
54	Thomas Galusha	R-Fr.	RHP	R/R	6'3	242	Middlebury, Conn.	Salisbury School

\* Out for the season with injury

**Pronunciations**

Abbadessa – Ab-UH-Dessa  
Afthim - Af-Thumb  
Dalena – DUH-lay-nuh  
Galusha - Guh-LOU-Sha

Padilla - Puh-DEE-ya  
Podeszwa - Puh-DEZ-wuh  
Rispoli - Ris-POLE-ee  
Schild - SH-ild  
Shpur - Sh-PURR  
Van Emon - Van EH-mon

By Class:

**Freshmen (8)**

Belisario  
Lane  
LaRose  
Norrell  
Smith  
Suchy  
Taylor  
Tirado

**Sophomores (14)**

Caruso  
Conte  
Finn  
Galusha  
Groen  
Hutchinson  
Minick  
Peters  
Pudvar  
Rispoli  
Schild  
Spirito IV  
West  
Wolff

**Juniors (6)**

Abbadessa  
Dalena  
Daniels  
Ellisen  
MacArthur  
Shaw

**Seniors (11)**

Afthim  
Alejandro  
Biller  
Cooke  
Garbowski  
Mayer  
Meyers  
Padilla  
Root  
Shpur  
Sullivan  
Van Emon

By State/Country:

**California (2)**

Biller  
MacArthur

**Connecticut (12)**

Alejandro  
Cooke  
Daniels  
Galusha  
Garbowski  
Hutchinson  
Lane  
Root  
Shpur  
Spirito IV  
Tirado  
Wolff

**Maine (2)**

Afthim  
Smith

**Massachusetts (2)**

Taylor  
Van Emon

**Montana (1)**

Hamberger

**New Jersey (1)**

Schild

**New York (10)**

Abbadessa  
Belisario  
Caruso  
Conte  
Mayer  
Meyers  
Padilla  
Rispoli  
Shaw  
Sullivan  
West  
Peters

**Pennsylvania (4)**

Dalena  
Finn  
Minick  
Peters

**Rhode Island (2)**

LaRose

**Texas (2)**

Groen  
Norrell

**Vermont (1)**

Pudvar

**Virginia (1)**

Suchy

**Washington (1)**

Dougherty

**Wisconsin (1)**

Ellisen

Alphabetical Roster

- 10 Abbadessa
- 34 Afthim
- 15 Alejandro
- 47 Belisario
- 4 Biller
- 38 Caruso
- 51 Conte
- 22 Cooke
- 43 Dalena
- 7 Daniels
- 52 Dougherty
- 25 Ellisen
- 12 Finn
- 54 Galusha
- 5 Garbowski
- 23 Groen
- 20 Hamberger
- 37 Hutchinson
- 11 Lane
- 8 LaRose
- 26 MacArthur
- 49 Mayer
- 36 Meyers
- 2 Minick
- 50 Norrell
- 1 Padilla
- 39 Peters
- 46 Pudvar
- 3 Rispoli
- 24 Root
- 44 Schild
- 41 Shaw III
- 9 Shpur
- 40 Smith
- 30 Spirito IV
- 45 Suchy
- 18 Sullivan
- 32 Taylor
- 42 Tirado
- 21 Van Emon
- 13 West
- 31 Wolff

## 2025 UConn Baseball Roster



1

Bryan Padilla | INF  
 4 YR SR | Brooklyn, N.Y. | Poly Prep | 5'10 | 205 | R/R



**2024 Season:** Second Team All-BIG EAST. Played in 54 games and made 52 starts primarily at second base. Hit .278 with 55 hits including 13 doubles, one triple and six home runs. Scored 31 runs, drove in 39 and was second on the team with 30 walks. Posted 15 multi-hit games and was third on team with 10 multi-RBI games. Had surgery on his hamate bone and delayed start of his 2024 season. Made debut with three hits and drove in two at California (2/24). Notched first multi-hit game of the season with two hits at Cal Baptist (3/16). Went 2-5 with a double and home run at Rutgers (3/24). Followed it up the next day with double and homer at Rutgers (3/24). Registered a pair of hits and drove in two runs vs. CCSU (4/1). Homered vs. Maine (4/10). Scored three runs and collected two hits vs. St. John's (4/12). Homered and hit go-ahead two-run single in eighth inning in win at Georgetown (4/20) as part of season-high four RBI game. Drove in three runs as part of multi-hit game vs. UMass (4/23). Registered an 11-game hit streak, the second longest on the team, from 4/28 to 5/18, average went from .279 to .302 during streak. Hit go-ahead two-run triple in eighth inning vs. Georgetown (5/23) in BIG EAST Tournament.

**2023 Season:** Started in 59 games at shortstop for the Huskies in 2023. Hit .266 with 58 hits including 11 doubles, 1 triple and six home runs and added a career-high 42 runs batted in. Posted 14 multi-hit games and 14 multi-RBI games. Put the Huskies ahead with a two-run single in the seventh to beat Ohio State (2/19). Helped clinch a series win at FAU (3/4) with a three-run double in the eighth inning. In the four-game set at Hawaii (3/10-13), he went 9-18 (.500) with five runs batted in, seven runs scored and featured a pair of doubles, one triple and his first home run of the year. Went 2-4 with a double and homer vs. Mountain West Pitcher of the Year T.J. Fondtain at San Diego State (3/17). Notched a three-hit game and a pair of RBIs vs. Boston College (3/28). Homered at Columbia (4/4). Collected three hits and drove in two runs at St. John's (4/8). Drove in three runs on a pair of doubles vs. CCSU (4/10). Notched a pair of hits including a home run at Xavier (4/15). Homered and drove in two at No. 20 Boston College (4/19). Registered a pair of doubles at Villanova (4/29). Produced three hits and three runs batted in vs. Seton Hall (5/7).

**2022 Season:** Made his UConn debut the fifth game of the season against UNF (2/26). The shortstop played in 61 games and made 60 starts, hit .282 with 64 hits, 15 doubles, two triples, eight homers and drove in 37. Added 16 multi-hit games and 10 multi-RBI games. The College Park Regional All-Tournament team member added 51 runs, 34 walks, four stolen bases and was second on team with five sacrifice bunts. In his collegiate debut, went 3-4 with a double and 2 RBI at UNF (2/26). Hit his first career home run at FIU (3/6). Went 2-3 with a home run and two runs batted in at No. 25 USC (3/15). Started a season-long 12 game hit streak at UC San Diego (3/19-4/5). Went 3-4 with a double, home run and three runs batted in vs. URI (3/25). Had back-to-back multi-hit games at Kent State (4/1-4/2). Went 2-6 with three runs scored and two runs batted in vs. CCSU (4/5). Hit a long three-run home run at Seton Hall (4/16) to secure sweep against Pirates. Had a triple and three RBI vs. UMass (4/19). Hit a home run vs. Xavier (5/14). Hit a two-run home run and delivered an RBI single to lift Huskies to BIG EAST Championship crown vs. Xavier (5/29). Gave the Huskies the lead with a two-run home run against Wake Forest (6/3) in the College Park Regional opener. Had a double and three hits at No. 15 Maryland in the College Park Regional winner's bracket game (6/4). Went 3-4 with a double and two runs batted in to aid Huskies to College Park Regional title against No. 15 Maryland (6/6). 1-4 with an RBI double in Game 1 of Super Regionals at No. 2 Stanford (6/11).



Padilla Career Hitting Statistics																			
SEASON	AVG	GP	GS	AB	R	H	2B	3B	HR	RBI	SLG%	BB	HBP	SO	GDP	OB%	SF	SH	SB/SBA
2024	.278	54	52	198	31	55	13	1	6	39	.444	30	3	31	2	.376	3	3	2/5
2023	.266	59	59	218	35	58	11	1	6	42	.408	28	3	41	9	.355	2	4	7/8
2022	.282	61	60	227	51	64	15	2	8	37	.471	34	6	52	1	.387	2	5	4/5
TOTAL	.275	174	171	643	117	177	39	4	20	118	.441	92	12	124	12	.372	7	12	13/18

Padilla Career Game Highs	
At-Bats.....	7, vs. UMass (4/19/22)
Runs Scored.....	4, at Hawaii (3/12/23)
Hits.....	3, 10 times
Doubles.....	2, twice
Triples.....	1, four times
Home Runs.....	1, 20 times
Runs Batted In.....	4, at Georgetown (4/20/2024)
Stolen Bases.....	1, 13 times

# 15 Hector Alejandro | RHP

4 YR SR | Waterbury, CT. | Naugatuck | 6'1 | 215 | R/R



**2024 Summer Ball:** Pitched in seven games, making five starts, for the Norwich Sea Unicorns in the Futures League. Went 5-0, compiling 33.1 innings and striking out 28 while holding a 2.16 earned run average. Made history on July 20th, throwing the second-ever complete game no-hitter in FCBL history and first in Norwich Sea Unicorns history. Alejandro went 9.0 innings while only walking one and giving up no hits in a 3-1 win over Worcester

**2024 Season:** Appeared in six games out of the UConn bullpen. Logged 4.2 innings and struck out eight. Made his season debut by striking out the side in his 1.0 inning of work vs. Xavier (4/5). Fired a scoreless inning vs. Maine (4/10). Notched a pair of outs without allowing a run at Boston College (4/17). Made his NCAA Tournament debut at No. 8 Florida State (6/7) in the NCAA Super Regionals.

**2023 Season:** Out for the season with injury.

**2022 Season:** Appeared in 12 games and made two starts on the mound for the Huskies. Pitched a career-high 2.1 shutout innings with four strikeouts against Charlotte (2/19). Notched his first career victory with two shutout innings in first career start vs. Hartford (3/8). Pitched a scoreless inning against Bryant (3/23). Fired 1.2 shutout innings against Boston College (3/29). Logged 1.2 shutout frames vs. CCSU (4/5).

**2021 Season:** Redshirt



## Alejandro Career Pitching Statistics

SEASON	ERA	W-L	APP-GSCG	SHO	SV	IP	H	R	ER	BB	SO	2B	3B	HR	AB	B/AVG	WP	HBP	BK	SF	ASHA
2024	13.50	0-0	6-0	0	0	4.2	7	9	7	6	8	3	0	1	29	.304	2	0	0	0	0
2022	8.62	1-1	12-2	0	1	15.2	23	16	15	9	17	4	0	3	82	.329	1	3	0	0	0
TOTAL	9.74	1-1	18-2	0	0	20.1	30	25	22	15	25	7	0	4	111	.323	3	3	0	0	0

## Alejandro Career Game Highs

Innings Pitched.....2.1, vs. Charlotte (2/19/22)  
Strikeouts.....4 vs. Charlotte (2/19/22)



# 34 Brady Afthim | RHP

SR | Windham, ME | Windham | 6'0 | 211 | R/R



**2024 Season:** First Team All-BIG EAST. Second Team ABCA All-Northeast. Appeared in 22 games out of the UConn bullpen and ranked second in the BIG EAST with eight saves. in 25.1 innings, struck out 27 and ranked fifth in the BIG EAST with a 2.49 ERA that led the Huskies pitching staff. Posted a team-low .186 batting average against and earned two victories out of the pen. Did not allow a run in his first 10 outings of the season that spanned 9.0 innings. Struck out the side at USF (2/16) on Opening Day to log first save of the year. Pitched 1.1 innings and struck out three to earn save at No. 23 Auburn. Fired scoreless frame to close out win at No. 19 UC Irvine (3/13). Pitched 2.0 scoreless inning without allowing a hit at Cal Baptist (3/17). Struck out a pair in 1.0 inning to collect save vs. Xavier (4/7). Struck out a season-high four batters in 2.0 innings of work vs. St. John's (4/14). Earned saves on back-to-back days at Georgetown (4/20-21). Grabbed victory out of the pen with 1.2 innings with zero earned runs vs. Villanova (4/28). Secured saves on back-to-back days at Seton Hall (5/3-4). Earned eighth save of the season with a shutout inning in the NCAA Norman Regional at No. 9 Oklahoma (6/1). Pitched a career-high 3.2 innings at No. 8 Florida State in the NCAA Super Regionals.

**2023 Season:** Appeared in 26 games out of the bullpen. Notched a 3.91 ERA in 25.1 innings, struck out 23 batters while holding opponents to a .205 batting average against. Rattled off seven appearances without allowing a run from Feb 19 - March 19. The stretch covered seven innings and featured one walk and six strikeouts. Stranded the tying run in scoring position in the seventh inning vs. Rutgers (3/26). Tied a season-high with 2.0 scoreless innings and season-high three strikeouts vs. UMBC (3/31). Pitched a scoreless frame in the first game of doubleheader at St. John's (4/8). Notched a scoreless inning of work at No. 20 Boston College (4/19). Struck out a pair in a perfect inning of work vs. Rhode Island (4/24). Followed up that performance with a 1-2-3 inning vs. Seton Hall (5/7). Retired all six batters that he faced to clinch a BIG EAST regular season title at Creighton (5/20). Pitched a scoreless frame against Georgetown (5/26) in the BIG EAST Championship.

**2022 Season:** Appeared in 22 games out of the bullpen for the Huskies. Posted a 3.60 ERA in 20.0 innings, walked nine and struck out 27 while holding batters to a .237 AVG. Made first career appearance against Charlotte (2/19). First four outings were scoreless (3.1 IP) with just two hits, one walk and six punch outs. Came out of the pen and stranded the bases loaded at UCSD (3/21) with back-to-back strikeouts. Pitched a career-high 2.0 shutout innings against Villanova to secure a series win (4/24). Followed up that performance with 1.2 shutout frames at Northeastern (4/26) with three strikeouts. Pitched 1.1 scoreless frames against No. 2 Stanford in Game 3 of the Super Regionals (6/13) with three strikeouts and just one base runner allowed. 15 of his 22 outings he did not allow a run. Stranded 11 of 14 inherited runners.

**Personal:** Brady J Afthim. Parents are Shelly and Phil. Has one brother, Bryce, who plays at Southern Maine. A landscape architecture major.



## Afthim Career Pitching Statistics

SEASON	ERA	W-L	APP-GSCG	SHO	SV	IP	H	R	ER	BB	SO	2B	3B	HR	AB	B/AVG	WP	HBP	BK	SF	ASHA
2024	2.84	2-3	22-0	0	0	8	25.1	17	8	15	27	0	0	2	112	.198	1	5	0	2	4
2023	3.91	0-0	26-0	0	2	0	25.1	18	11	18	23	4	0	3	113	.205	1	4	0	2	1
2022	3.60	0-0	22-0	0	1	0	20.0	18	9	9	27	4	0	1	89	.237	2	2	0	2	0
TOTAL	3.46	2-3	70-0	0	3	8	70.2	53	28	42	77	8	0	6	314	.213	4	11	0	6	5

## Afthim Career Game Highs

Innings Pitched.....	3.2, at Florida State (6/8/2024)
Strikeouts.....	4, vs. St. John's (4/14/2024)

# 22 Ian Cooke | RHP

SR | New Milford, Conn. | Canterbury School | 6'1 | 249 | R/R



**2024 Summer Ball:** Pitched for the Yarmouth-Dennis Red Sox in the Cape Cod League...Struck out two in 3.2 innings of work.

**2024 Season:** BIG EAST Pitcher of the Year. First Team All-BIG EAST. Second Team ABCA All-Northeast. Appeared in 17 games and made 10 starts. Went 5-2 with a 4.54 ERA. Logged 67.1 innings and ranked third in BIG EAST with 85 strikeouts. Held opponents to a .222 batting average against. Pitched 6.0 shutout innings with just three hits allowed and five strikeouts vs. Louisville (2/16) on Opening Day. Notched first win of the year with 5.0 innings and struck out eight vs. LIU (3/20). Registered 5.1 scoreless innings out of the bullpen with nine strikeouts vs. Xavier (4/5). Struck out a career-high 14 batters in 7.2 shutout innings out of the bullpen to earn victory vs. St. John's (4/12). Struck out 10 in 5.0 innings at Georgetown (4/19). Logged 6.0 innings of one-run ball vs. Villanova (4/28). Grabbed third win of the year with 8.2 innings and nine strikeouts at Seton Hall (5/4). Pitched 7.0 innings of one-run ball with zero walks and struck out 10 in victory at Butler (5/18). Earned win vs. No. 12 Duke (5/31) in the NCAA Norman Regional with 5.2 innings of one-run ball. Made start at No. 8 Florida State (6/7) in NCAA Super Regionals.

**2023 Season:** BIG EAST Preseason Pitcher of the Year. Battled injuries throughout the year. Made 12 starts. Went 3-3 with a 5.74 ERA. Pitched 53.1 innings and struck out 60. Logged a quality start on Opening Night vs. Ohio State (2/17) with 6.0 innings, one walk and eight strikeouts. Struck out a season-high nine batters in 5.0 innings vs. Cal Poly (2/24). Recorded first win of the year at FAU (3/3) with 6.1 innings of work. Pitched a season-high 6.2 innings and struck out six in victory at San Diego State (3/16). Tossed 5.2 innings and gave up three earned vs. Rutgers (3/24). Grabbed a victory against UMBC (3/31) with 6.0 strong innings of work and registered eight strikeouts. Pitched 2.0 shutout innings at Creighton (5/20) with three strikeouts before having to depart with injury.

**2022 Season:** Collegiate Baseball Freshman All-American. Appeared in 20 games and made six starts in his first season in Storrs. Went 7-1 with a 3.64 ERA with one save. Logged 54.1 innings and struck out 54 while holding opponents to a .250 AVG. Notched first career win in collegiate debut out of bullpen at USF (2/18) with 2.2 shutout innings with one hit allowed and four strikeouts. Fired 2.0 shutout innings with no hits and two strikeouts in a victory out of the pen against FIU (3/4). Two shutout innings at Pepperdine (3/11) out of the bullpen. First career start at USC (3/15) earned win after twirling 7.2 shutouts innings with just four hits allowed and career-high seven punch outs. Career-high 8.0 shutout innings at Boston College (4/20) allowed just one hit and seven strikeouts. Five shutout innings in victory against Yale (4/27). 3.1 shutout innings against Xavier (5/15).



## Cooke Career Pitching Statistics

SEASON	ERA	W-L	APP-GSCG	SHO	SV	IP	H	R	ER	BB	SO	2B	3B	HR	B/AVG	WP	HBP	BK	SFA	SHA
2024	4.81	5-2	17-10	0	0	67.1	57	36	36	25	85	10	1	11	.226	4	3	1	0	1
2023	5.74	3-3	12-12	0	1	53.1	61	41	34	28	60	9	0	7	.286	3	4	1	3	3
2022	3.64	7-1	20-6	0	1	54.1	52	26	22	17	54	8	2	4	.250	3	1	0	3	1
TOTAL	4.73	15-6	49-28	0	2	175.0	170	103	92	70	199	27	3	22	..254	10	8	2	6	5

## Cooke Career Game Highs

Innings Pitched..... 8.2, at Seton Hall (5/4/24)  
Strikeouts..... 14, vs. St. John's (4/12/24)



5

# Matt Garbowski | C

SR | New Fairfield, Conn. | New Fairfield | 6'0 | 216 | L/R



**2024 Season:** Second Team All-BIG EAST. Played in 48 games and made 47 starts primarily behind the plate for the Huskies. Hit .285 with six doubles, four home runs and 20 runs batted in. Added 25 walks and threw out nine base runners attempting to steal. Registered 11 multi-hit games. Went 2-4 with a home run at California (2/23). Hit a game-tying two-run homer in 8th inning at California (2/25). Recorded a pair of hits at UCLA (3/12). Collected two hits, walked twice and scored a pair of runs vs. LIU (3/20). Registered a three-hit game and drove in a pair of runs vs. CCSU (4/1). Had a three-hit game vs. St. John's (4/12). Homered in a win vs. Kansas State (4/16). Went 5-9 with a pair of doubles in series at Seton Hall (5/3-5/5). Had three-straight multi-hit games from 5/11-5/16 that included five RBI, a double and a home run. Battled an illness that caused him to miss the majority of the NCAA Norman Regional.

**2023 Season:** Played in 50 games and made 42 starts behind the plate for the Huskies in 2023. Hit .257 with five doubles and one home run and 17 runs batted in. Went 3-5 with a go-ahead RBI single at Hawaii (3/11). Recorded a three-hit day with a pair of runs scored at Columbia (4/4). Went 3-5 with three runs scored in a win vs. CCSU (4/10). Hit a two-run home run vs. Northeastern (4/18). 2-4 with a double vs. Seton Hall (5/7). Career-high four runs batted in as part of a three-hit day at Creighton (5/20) that helped secure a BIG EAST regular season championship. Hit safely in 9 of last 11 games of the season.

**2022 Season:** Battled injuries throughout the season, played in 20 games and made 13 starts as catcher and designated hitter. Hit .294 with three doubles, one homer and 12 RBI. In first career game, hit first career home run against Charlotte (2/19). Went 2-4 with a pair of runs batted in at UNF (2/26). Delivered another multi-hit effort at FIU (3/5). Produced go-ahead RBI single in seventh inning at Kent State (4/2). Went 2-3 with a double and RBI vs. Yale (4/27). Came off the bench and delivered a two-run double at Butler (5/1). Came up clutch with a bases-clearing double with two outs in the ninth to give the Huskies the lead against Georgetown (5/20).



## Garbowski Career Hitting Statistics

SEASON	AVG	GP	GS	AB	R	H	2B	3B	HR	RBI	SLG%	BB	HBP	SO	GDP	OB%	SF	SH	SB/SBA
2024	.285	48	47	159	18	45	6	0	4	20	.399	25	2	33	0	.387	1	4	0/0
2023	.257	50	42	144	19	37	5	0	1	17	.313	21	4	25	6	.363	2	5	0/0
2022	.294	20	13	51	8	15	3	0	1	12	.412	5	1	11	2	.368	0	0	0/0
TOTAL	.274	118	102	354	45	97	14	0	6	49	.374	52	7	69	8	.372	3	9	0/0

## Garbowski Career Game Highs

At-Bats.....	5, nine times
Runs Scored.....	3, vs. CCSU (4/10/2023)
Hits.....	3, six times
Doubles.....	1, 14 times
Triples.....	N/A
Home Runs.....	1, six times
Runs Batted In.....	4, at Creighton (5/20/23)
Stolen Bases.....	N/A

# 18 Jack Sullivan | RHP

SR | Carmel, N.Y. | Carmel | 6'0 | 208 | R/R



**2024 Season:** Appeared in 16 games out of the UConn bullpen. Went 2-0 with a 4.05 ERA and earned one save. Logged 13.1 innings, struck out 15 batters and held opponents to a .226 batting average against. Made season debut with 1.1 shutout frames at California (2/24). Pitched 1.1 innings and struck out a season-high three at UCSB (3/8). Struck out both batters he faced in win at Cal Baptist (3/17). Threw 1.1 shutout frames vs. St. John's (4/14). Earned victory out of the bullpen to help Huskies sweep Georgetown (4/21). Posted three-straight scoreless outings including a season-high 2.2 innings vs. Creighton (5/10).

**2023 Season:** Appeared in 14 games and made 10 starts for the Huskies in 2023. Went 4-1 with a 5.28 ERA. In 44.1 innings, struck out 34. Earned the victory vs. Ohio State (2/18) in 5.1 innings of work. Beat Hawaii (3/13) with 5.0 innings, allowed one earned run and struck out four. Tossed a season-high 6.2 innings and career-high eight strikeouts to secure a series win at San Diego State (3/19). Fired five shutout frames vs. UMBC (4/2) to earn his fourth win of the season. Came out of the pen and threw a scoreless frame at No. 20 Boston College (4/19). Threw 2.1 innings out of the pen vs. Georgetown (4/22). Made start in BIG EAST Championship game vs. Xavier (5/27).

**2022 Season:** Appeared in 21 games out of the bullpen in his first season in Storrs. Only allowed two earned runs in 22.2 innings. Went 1-1 with a 0.79 ERA and 26 strikeouts while holding opponents to a .185 AVG against. Collegiate debut came against Louisville with 1.1 scoreless innings to help beat the Cardinals (2/20). Did not allow a run in his first nine outings of his career (8.0 innings). Pitched a career-high 2.1 shutout innings with four strikeouts at Butler (4/29) to earn first career win out of the bullpen. Fired a scoreless inning vs. Creighton to help secure series win (5/8). Pitched 1.2 shutout innings at No. 2 Stanford in Game 2 of Super Regionals (6/12)

**Before UConn:** Lettered four seasons at Carmel High School for head coach Joe Hackert. Named Westchester/Putnam 2021 Baseball Player of the Year. Two-time All-Section performer. During the 2021 season, went 5-1 with a 1.44 ERA. In 43.2 innings, struck out 78. At the plate, hit .542 with 39 hits, five home runs, 42 RBIs and scored 27 runs.

**Personal:** Jack Leo Sullivan. Parents are Caroline and Joe. Has one sister, Emma. Undecided major.



## Sullivan Career Pitching Statistics

SEASON	ERA	W-L	APP-GSCG	SHO	SV	IP	H	R	ER	BB	SO	2B	3B	HR	B/AVG	WP	HBP	BK	SFA	SHA
2024	4.05	2-0	16-0	0	0	1	13.1	12	8	6	6	15	2	0	3	.226	0	1	0	0
2023	5.28	4-1	14-10	0	0	0	44.1	60	30	26	16	34	7	0	7	.324	2	2	0	1
2022	0.79	1-1	21-0	0	1	0	22.2	15	3	2	7	26	1	0	1	.185	0	5	0	2
TOTAL	3.82	7-2	51-10	0	1	1	80.1	87	41	34	29	75	10	0	11	.245	2	8	0	3

## Sullivan Career Game Highs

Innings Pitched..... 6.2, at San Diego State (3/19/23)  
Strikeouts..... 8, at San Diego State (3/19/23)



# 7 Ryan Daniels | OF

JR | Meriden, Conn. | St. Paul Catholic | 6'0 | 200 | L/R



**2024 Season:** Played in 20 games and made 18 starts before having his season end to a hip injury. Hit .197 with two doubles, three home runs and 13 runs batted in. Added 10 runs scored and stole five bases in six attempts. Drove in a pair of runs at California (2/23). Homered in a win at No. 23 Auburn (3/2). Went 2-3 with a double, homer and pair of runs scored at UCSB (3/8). Stole a pair of bases at UCSB (3/9). Went 3-4 with three runs scored and hit a three-run home run in win at No. 22 UC Irvine (3/13). Played final game of the season on March 27 vs. Northeastern.

**2023 Season:** Played in 42 games and made 25 starts at second base in his freshman campaign. Hit .273 with eight doubles, two triples, one home run, 20 runs batted in and scored 26 runs. Stole 16 bases in 17 attempts. Slugged it at a .409 clip and had a .401 on-base percentage. Came off the bench vs. Ohio State (2/20) and registered his first collegiate hit. Grabbed his first career multi-hit game with a pair of hits at Hawaii (3/13). Put the Huskies ahead for good with an RBI double at San Diego State (3/16). Went 2-3 with a season-high three runs scored vs. UMass (3/22). Had a career day with a triple and season-high five runs batted in to help Huskies knock off Rutgers (3/24). His first career home run was a two-run shot to tie the game in ninth inning at Xavier (4/15). Collected his first career three-hit game with a 3-3 evening vs. Northeastern (4/18). Came off the bench and gave the Huskies a late lead with a pinch-hit, go-ahead two-run single at Creighton (5/19). Drove in a run as a pinch hitter in first NCAA Tournament game vs. Texas Tech (6/2) in the NCAA Gainesville Regional. First postseason hit came against Hurston Waldrep and No. 2 Florida (6/4).

**High School:** Lettered four seasons for head coach Victor Rinaldi at St. Paul Catholic in Bristol, Conn. Batted .530 with 13 home runs during his high school career. Was a team captain and named to the All-State team twice.

**Personal:** Parents are Wendy and Pete. Has one sister, Alyssa. Undecided major.



## Daniels Career Hitting Statistics

SEASON	AVG	GP	GS	AB	R	H	2B	3B	HR	RBI	SLG%	BB	HBP	SO	GDP	OB%	SF	SH	SB/SBA
2024	.197	20	18	61	10	12	2	0	3	13	.377	11	1	14	0	.329	0	2	5/6
2023	.273	42	25	110	26	30	8	2	1	20	.409	21	4	28	1	.401	2	1	16/17
<b>TOTAL</b>	<b>.246</b>	<b>62</b>	<b>43</b>	<b>171</b>	<b>36</b>	<b>42</b>	<b>10</b>	<b>2</b>	<b>4</b>	<b>33</b>	<b>.393</b>	<b>32</b>	<b>5</b>	<b>42</b>	<b>1</b>	<b>.365</b>	<b>2</b>	<b>3</b>	<b>21/23</b>

## Daniels Career Game Highs

At-Bats.....	5, three times
Runs Scored.....	3, twice
Hits.....	3, twice
Doubles.....	1, 10 times
Triples.....	1, twice
Home Runs.....	1, four times
Runs Batted In.....	5, vs. Rutgers (3/24/23)
Stolen Bases.....	2, twice

# 43Maddix Dalena | 1B

JR | Montoursville, PA. | Montoursville | 6'3 | 239 | L/R



**2024 Summer Ball:** Played in 23 games for the Mystic Schooners in the New England Collegiate Baseball League. Slashed .292/.426/.431...Recorded 21 hits including seven doubles and a home run while driving in 13. Recorded a hit in 17 games and reached base safely in 21 games.. Produced four multi-hit efforts. Named to the 2024 NECBL All-Star game.

**2024 Season:** Second Team All-BIG EAST. Played in 55 games and made 54 starts, primarily at first base in 2024. Hit .242 with 12 doubles, 13 home runs and drove in 43 runs batted in. Second on the team with 13 multi-RBI games. Posted 13 multi-hit games. Registered his first career three-hit game with three runs batted in at Cal Baptist (3/17). Hit his first home run of the year as part of a two-hit day at Rutgers (3/23). Went 2-3 with a pair of doubles vs. Boston College (3/26). Notched his first career multi-homer game with a pair of home runs vs. Xavier (4/5). Homered the following day vs. the Musketeers (4/6). Clubbed a pair of doubles in victory vs. Bryant (4/9). Homered in win vs. Maine (4/10). Smashed three home runs and drove in career-high five RBI vs. St John's (4/12). Collected three hits and drove in three with double and homer vs. Hofstra (4/24). Drove in four runs with homer and double vs. Creighton (5/10). Homered in back-to-back games at Butler (4/16-4/17). Hit a two-run homer in Regional Final at No. 9 Oklahoma (6/3) to help lift Huskies to Norman Regional title.

**2023 Season:** Played in 30 games and made 13 starts at first base and designated hitter in his first season in Storrs. Hit .254 with one double, one triple, three home runs and 11 runs batted in. Did not commit an error in his 68 chances at first. In his first collegiate game, hit a two-run home run for his first collegiate hit vs. Ohio State (2/19). Recorded a pinch-hit single in ninth inning of comeback win vs. Cal Poly (2/24). Notched his first multi-hit game at FAU (3/5) with a pair of hits and a run scored. Registered pinch hit singles in back-to-back games at San Diego State (3/17-18). Went 2-3 with a home run and career-high three runs batted in at Villanova (4/29). Homered against Seton Hall (5/7) to help Huskies sweep the series. Doubled, tripled and drove in a pair in a win vs. Hofstra (5/7). In his first NCAA Tournament game, delivered a pinch-hit RBI single vs. Texas Tech (6/2) in NCAA Gainesville Regional.



## Dalena Career Hitting Statistics

SEASON	AVG	GP	GS	AB	R	H	2B	3B	HR	RBI	SLG%	BB	HBP	SO	GDP	OB%	SF	SH	SB/SBA
2024	.242	55	54	190	39	46	12	0	13	43	.511	27	8	57	5	.358	1	1	1/1
2023	.254	30	13	59	11	15	1	1	3	11	.458	13	0	19	0	.389	0	0	0/0
<b>TOTAL</b>	<b>.245</b>	<b>85</b>	<b>67</b>	<b>249</b>	<b>50</b>	<b>61</b>	<b>13</b>	<b>1</b>	<b>16</b>	<b>54</b>	<b>.484</b>	<b>40</b>	<b>8</b>	<b>76</b>	<b>5</b>	<b>.373</b>	<b>1</b>	<b>1</b>	<b>1/1</b>

## Dalena Career Game Highs

At-Bats.....	5, five times
Runs Scored.....	3, vs. St. John's (4/12/24)
Hits.....	3, four times
Doubles.....	2, twice
Triples.....	3, vs. St. John's (4/12/24)
Home Runs.....	1, three times
Runs Batted In .....	5, vs. St. John's (4/12/24)
Stolen Bases.....	1, at Cal Baptist (3/17/24)



# 25 Tommy Ellisen | RHP

R-Jr. | Kimberly, Wisc. | Kimberly | 6'4 | 215 | R/R



**2024 Summer Ball:** Pitched in eight games, making seven starts for the Sanford Mainers in the New England Collegiate baseball league. Logged 40.2 innings, going 3-0 with a 3.54 earned run average...Struck out 54 opponents, highlighted by two 10-strikeout starts against Keene on July 12 and August 3.

**2024 Season:** Appeared in 17 games out of the bullpen. Pitched 19.1 innings and held opponents to a .235 batting average against. Made season debut with 2.2 shutout innings and a pair of strikeouts vs. USF (2/16) on Opening Day. Tied a season-high with 3.0 innings of work at No. 23 Auburn (3/2). Struck out a season-high three in 2.0 shutout innings at Cal Baptist (3/15). Posted a scoreless frame vs. LIU (3/20). Retired all three batters he faced vs. Hofstra (4/24). Notched 1.1 shutout innings vs. Xavier (5/22) in BIG EAST Tournament. Pitched 3.0 shutout innings at No. 9 Oklahoma in the NCAA Norman Regional. Made his NCAA Super Regional debut by pinch-hitting in Game 1 of the NCAA Tallahassee Super Regional at No. 8 Florida State (6/7).

**2023 Season:** Appeared in 24 games and made four starts for the Huskies in his debut season. Went 5-1 with a 4.94 ERA. In 51.0 innings, he struck out 44. Made his collegiate debut with a scoreless inning vs. Ohio State (2/17). Tossed 3.2 shutout innings at FAU (3/5) to earn first career victory. Made first career start at Hawaii (3/11) and went three innings of work. Struck out four in two innings at San Diego State (3/18). Logged 4.0 out of the pen vs. Rutgers (3/24) to earn victory. Pitched a season-high 4.1 shutout innings vs. Boston College (3/28). Logged 1.1 shutout innings vs. Bryant (4/10) to grab his third win of the year. Fired 2.0 innings of shutout ball vs. URI (4/24). Posted 3.1 innings out of the pen vs. Seton Hall (5/7) giving up zero earned runs and three strikeouts to grab the win. Struck out three in 1.2 shutout frames at Creighton (5/20). Started BIG EAST Championship game vs. Xavier and pitched 4.1 innings of one run ball and struck out a career-high five. Made NCAA Tournament debut with start vs. Florida A&M (6/3), going 3.0 innings in the NCAA Gainesville Regional.

**Personal:** Thomas Hays Ellisen. Parents are Erin and Matt. Has two sisters, Brynn and Tae. Communications major.



## Ellisen Career Pitching Statistics

SEASON	ERA	W-L	APP-GSCG	SHO	SV	IP	H	R	ER	BB	SO	2B	3B	HR	B/AVG	WP	HBP	BK	SFA	SHA	
2024	6.52	0-0	17-0	0	0	0	19.1	16	16	14	14	12	2	0	3	.235	1	6	1	1	3
2023	4.94	5-1	24-4	0	0	0	51.0	61	35	28	23	44	7	1	8	.300	7	5	0	1	3
TOTAL	5.39	5-1	41-4	0	0	0	70.1	77	51	42	37	56	9	1	11	.267	8	11	1	2	6

## Ellisen Career Game Highs

Innings Pitched.....4.1, twice  
Strikeouts.....5, vs. Xavier (5/26/23)

# 10 Jude Abbadesa | RHP

R-Soph. | Endicott, N.Y. | Union Endicott | 5'11 | 202 | R/R



**2024 Season:** Out for season with injury.

**2023 Season:** Appeared in 10 games in his first season in Storrs. Notched 6.2 innings and struck out seven on the bump. Made his collegiate debut on Feb. 20 vs. Ohio State and registered his first career strikeout in 0.2 innings of work. Retired both batters he faced at Hawaii (3/12). Threw a scoreless inning of work at San Diego State (3/16) with a pair of strikeouts.

**Prior to UConn:** Lettered three years for head coach Tim Harkness at Union Endicott High School in Endicott, N.Y. Spent one year lettering for Mike Vota at Niles High School in Niles, Michigan. In his career, threw 91.2 innings and struck out 187. He threw 2 perfect games in his high school career. Was a First Team All-Conference performer along with being a STAC All-Star and a member of Elite 15 baseball team. Also earned preseason All-American status. Was a major contributor on the New York's Maine-Endwell Little League team that won the 2016 Little League World Series. Academic Scholar Athlete in high school and was a member of the National Honor Society. He graduated Summa Cum Laude.

**Personal:** Parents are Alicia and Vincent. Has one brother, Christian. Finance major.



## Abbadesa Career Pitching Statistics

SEASON	ERA	W-L	APP-GSCG	SHO	SV	IP	H	R	ER	BB	SO	2B	3B	HR	B/AVG	WP	HBP	BK	SFA	SHA
2023	5.40	0-0	10-0	0	0	6.2	11	6	4	2	7	2	0	1	.344	0	1	1	1	0
TOTAL	5.40	0-0	10-0	0	0	6.2	11	6	4	2	7	2	0	1	.344	0	1	1	1	0

## Abbadesa Career Game Highs

Innings Pitched..... 1.0, four times  
Strikeouts..... 2, twice



# 9 Caleb Shpur | OF

GR | East Canaan, CT. | Endicott | 5'10 | 189 | R/R



**2024 Summer Ball:** Played in 26 games for the Sanford Mainers in the New England Collegiate Baseball League. Hit .314 with 32 hits, four doubles, one triple, three home runs, four RBI, and stole 40 bags. Recorded a hit in 23 games and reached base safely in every game played. Went 5 for 6 with a home run and two RBIs vs Newport (8/10).

**2024 Season (UConn):** Played in 56 games and made 49 starts in his first season at UConn. Hit .265 with 52 hits including 14 doubles, three home runs and 22 runs batted in. Led the team with 26 stolen bases and was second on the team with 48 runs scored. Had 14 multi-hit games. Led team with a 17-game hit streak (4-6-4/28) and a 22-game reach base streak (3/24-4/28). Made his UConn debut as a pinch-runner on Opening Day vs. Louisville (2/16) and he stole a base and scored winning run on Korey Morton walk-off RBI single. Notched his first hit and RBI at California (2/24). Hit first home run of the season at UCSB (3/9). Went 2-4 with a double and three RBI vs. Northeastern (3/27). Stole a pair of bases vs. CCSU (4/1). Scored three runs and drove in a pair vs. Maine (4/10). Notched a three-hit effort with three runs batted in at Georgetown (4/19). Homered and posted a career-high four hits vs. Creighton (5/12). Stole a pair of bases in back-to-back games at Butler (5/16-5/17). Hit a lead off home run at No 9 Oklahoma (6/2) in NCAA Norman Regional.



## Shpur Career Hitting Statistics

SEASON	AVG	GP	GS	AB	R	H	2B	3B	HR	RBI	SLG%	BB	HBP	SO	GDP	OB%	SF	SH	SB/SBA
2024	.265	56	49	196	48	52	14	0	3	22	.383	24	11	33	3	.372	3	2	26/28
TOTAL	.265	56	49	196	48	52	14	0	3	22	.383	24	11	33	3	.372	3	2	26/28

## Shpur Career Game Highs

At-Bats.....	7, at Florida State (6/8/2024)
Runs Scored.....	3, vs. Maine (4/10/2024)
Hits.....	4, vs. Creighton (5/12/2024)
Doubles.....	1, 14 times
Triples.....	N/A
Home Runs.....	1, three times
Runs Batted In.....	3, at Georgetown (4/19/24)
Stolen Bases.....	2, at Butler (5/17/2024)

# 2 Tyler Minick | INF

Soph. | Reading, Pa. | Governor Mifflin | 6'0 | 206 | R/R



**2024 Summer Ball:** Played in 22 games for the Mystic Schooners in the New England Collegiate Baseball League. Slashed .316/.380/.609. Recorded 24 hits with seven home runs and drove in 23...Went 4 for 5 with a home run and 5 RBIs vs Vineyard (7/9)...Named to the 2024 NECBL All-Star Game.

**2024 Season:** BIG EAST All-Tournament team. Played in 42 games and made 35 starts during his freshman season. Hit .266 with seven doubles, one triple and nine home runs. Added 28 runs batted in, slugged .525 scored 22 runs and stole four bases. Made his collegiate debut on Opening Day vs. Louisville (2/16). Recorded his first career hit at USF (2/16). Drove in first career run at California (2/24). Hit his first career home run, a grand slam, vs. CCSU (4/1). Followed it up with a home run vs. Xavier (4/5). Homered and collected his first career multi-hit game at Georgetown (4/21). Posted first career three-hit game with a pair of doubles and three runs batted in at Seton Hall (5/4). Homered in back-to-back games including his first four-hit game vs. Creighton (5/11). Homered and registered a pair of hits vs. Xavier (5/22) in BIG EAST Tournament. Hit a grand slam vs. Georgetown (5/23) in BIG EAST Tournament. Homered for a third-straight postseason game with home run vs. Duke (5/31) in NCAA Norman Regional. Homered against No. 9 Oklahoma (6/2) in NCAA Norman Regional. Recorded a multi-hit performance in Game 2 of NCAA Tallahassee Super Regional at No 8 Florida State (6/8).

**High School:** Lettered for four seasons for head coach Christian Hale at Governor Mifflin in Reading, Pa. Earned Berks Player of the Year honors in back-to-back seasons. Was a three-time selection on the All-Berks team. During his senior season, he hit .446 with two doubles, two triples, seven home runs, 31 runs, 17 RBIs, a .556 on-base percentage and a 1.484 OPS. He was 22-for-22 on stolen bases. In 25 innings pitched, he struck out 37 and had a 1.96 ERA. Won a pair of County Championships. Also lettered two seasons in basketball and football. Earned All-Academic honors in baseball, basketball and football.

**Personal:** Parents are Jamie and Tom. Has one sister, Taylor. Undecided major.



## Minick Career Hitting Statistics

SEASON	AVG	GP	GS	AB	R	H	2B	3B	HR	RBI	SLG%	BB	HBP	SO	GDP	OB%	SF	SH	SB/SBA
2024	.266	42	36	139	22	37	7	1	9	28	.525	4	4	33	4	.304	1	1	4/4
TOTAL	.266	42	36	139	22	37	7	1	9	28	.525	4	4	33	4	.304	1	1	4/4

## Minick Career Game Highs

At-Bats.....	6, at Florida State (6/8/2024)
Runs Scored.....	2, vs. Creighton (5/11/2024)
Hits.....	4, vs. Creighton (5/11/2024)
Doubles.....	2, at Seton Hall (5/4/2024)
Triples.....	1, at Butler (5/18/2024)
Home Runs.....	1, nine times
Runs Batted In.....	4, vs. Georgetown (5/23/2024)
Stolen Bases.....	1, four times



# 44 Ben Schild | RHP

Soph. | Lincroft, N.J. | Middletown South | 6'2 | 231 | R/R



**2024 Season:** Made eight appearances and four starts in his first season in Storrs. Went 3-0 with a 4.71 ERA, recorded 21.0 innings, struck out 19 and held opponents to a .227 batting average against. Made his collegiate debut in high leverage situation vs. Louisville (2/16) earning his first career win out of the pen with 2.2 shutout innings that featured three strikeouts. Made his first career start against No. 22 UC Irvine (3/13) and carried a no-hitter into the sixth inning. Finished with 6.0 shutout innings of work and struck out a career-high nine batters. Made his final appearance on April 9th vs. Bryant before injury derailed the rest of his freshman season.

**High School:** Lettered four seasons for head coaches Chris Lemore and Jeff Karpel at Middletown South High School. Was a two-time All-State performer. The three-time All-Shore recipient helped lead his team to a 2021 State Championship during his sophomore season. That season, the right-handed pitcher went 8-0 with a 0.62 ERA. In 56.2 innings, he struck out 83.

**Personal:** Parents are Darlene and Philip. Has one sister, Abby, and one brother, Zach. ACES major



## Schild Career Pitching Statistics

SEASON	ERA	W-L	APP-GSCG	SHO	SV	IP	H	R	ER	BB	SO	2B	3B	HR	B/AVG	WP	HBP	BK	SFA	SHA
2024	4.71	3-0	8-4	0	0	21.0	17	13	11	15	19	4	0	1	.227	2	2	0	1	0
TOTAL	4.71	3-0	8-4	0	0	21.0	17	13	11	15	19	4	0	1	.227	2	2	0	1	0

## Schild Career Game Highs

Innings Pitched.....6.0, at UC Irvine (3/13/24)  
Strikeouts.....9, at UC Irvine (3/13/24)

# 21 Gabe Van Emon | LHP

GR | Lexington, Mass. | Endicott | 6'2 | 211 | L/L



**2024 Summer Ball:** Appeared in five games for the Chatham Anglers in the Cape Cod League. Went 2-0 with one save recording a 2.65 ERA in 17 innings of work with 22 strikeouts. Named to the 2024 Cape Cod League All-Star game.

**2024 Season:** Became a Cape Cod League All-Star during 2024 summer with Chatham and was named Ed Baird Most Outstanding Pitcher for the Anglers. During the spring, he made 17 appearances and made 10 starts in his first season in Storrs. Went 3-5 with a 5.88 ERA, logging 59.2 innings, striking out 64 and holding opponents to a .265 batting average against. Made his UConn debut out of the bullpen vs. Louisville (2/16). Logged a scoreless inning with a pair of strikeouts vs. Indiana State (2/17). Earned first win with 5.1 shutout innings with just three hits allowed and six strikeouts at No. 23 Auburn (3/2). Fired 7.0 dominant innings in first start of the year at UCSB (3/9). Struck out a season-high nine batters in 5.0 innings at Cal Baptist (3/15). Went 6.0 innings of work in a start at Rutgers (3/22). Earned victory vs. UMass (4/23) with 6.0 innings and eight strikeouts. Struck out five in 3.0 innings out of the bullpen vs. Creighton (5/12). Struck out seven in 3.0 innings out of the bullpen vs. Butler (5/16). Dominant start in win or go home Regional Final at No. 9 Oklahoma (6/3), pitching 7.1 innings of shutout ball to earn third win of the year and send UConn to the Super Regionals.



## Van Emon Career Pitching Statistics

SEASON	ERA	W-L	APP-GSCG	SHO	SV	IP	H	R	ER	BB	SO	2B	3B	HR	B/AVG	WP	HBP	BK	SFA	SHA
2024	5.88	3-5	17-10	0	0	59.2	61	43	39	26	64	5	2	8	.268	2	7	1	3	2
TOTAL	5.88	3-5	17-10	0	0	59.2	61	43	39	26	64	5	2	8	.268	2	7	1	3	2

## Van Emon Career Game Highs

Innings Pitched..... 7.1, at Oklahoma NCAA Norman Regional (6/3/24)  
Strikeouts..... 9, at California Baptist (3/15/24)



# 13 Charlie West | LHP

Soph. | South Setauket, N.Y. | Ward Melville | 5'11 | 182 | L/L



**2024 Summer Ball:** Pitched in nine games with one start for the Danbury Westerners in the New England Collegiate Baseball League. Logged 21 innings, striking out 26, and held a 4.71 ERA...Went 3.0 innings scoreless, striking out three vs. Bristol (6/7)...Struck out 6 in 3.1 innings of work vs Upper Valley (7/16).

**2024 Season:** Appeared in seven games out of the bullpen. Registered 3.2 innings and struck out six during his freshman year. Made his collegiate debut at California (2/23). Pitched a career-high 2.0 innings and struck out a career-high four at UCSB (3/8). Pitched a scoreless inning with a pair of strikeouts vs. Bryant (4/9).

**High School:** Lettered four seasons for head coach Lou Petrucci at Ward Melville High School, the same high school as UConn MLB first round pick Anthony Kay. The left-handed pitcher earned All-Long Island and All-County honors. The team captain was named the Paul Gibson Award (best pitcher in Suffolk County) winner in 2023, joining Kay as one of only three Ward Melville to win the award. In 9 starts during his senior season, he went 6-1 with a 1.42 ERA and struck out 97 in 54.1 innings pitched.

**Personal:** Parents are Kristy and Chris. Has two sisters, Makaela and Katelynn. Geoscience major.



## West Career Pitching Statistics

SEASON	ERA	W-L	APP-GSCG	SHO	SV	IP	H	R	ER	BB	SO	2B	3B	HR	B/AVG	WP	HBP	BK	SFA	SHA
2024	9.82	0-0	7-0	0	0	3.2	4	4	4	5	6	0	0	0	.367	0	1	0	0	0
TOTAL	9.82	0-0	7-0	0	0	3.2	4	4	4	5	6	0	0	0	.367	0	1	0	0	0

## West Career Game Highs

Innings Pitched.....2.0, at UC Santa Barbara (3/8/24)  
Strikeouts.....4, at UC Santa Barbara (3/8/24)


# 12 Sean Finn | RHP

Soph. | Warrington, Pa. | Springside Chesnut Hill | 5'9 | 188 | R/R



**2024 Summer Ball:** Pitched in 10 games out of the bullpen for the Keene Swamp Bats in the New England Collegiate Baseball League. Worked 15.1 innings, while striking out 25...Went 1-1 and recorded two saves on the season.

**2024 Season:** Appeared in 10 games during his freshman season in Storrs. Pitched 5.0 innings and struck out five. Made his collegiate debut at California (2/24). Collected his first career strikeout at No. 23 Auburn (3/2). Recorded a pair of outs at Rutgers (3/23). Pitched a career-high 1.0 inning vs. UMass (4/23) and set a career-high with a pair of strikeouts. Made his NCAA Tournament debut with an appearance at No. 8 Florida State (6/7) in the NCAA Super Regionals.



## Finn Career Pitching Statistics

SEASON	ERA	W-L	APP-GSCG	SHO	SV	IP	H	R	ER	BB	SO	2B	3B	HR	B/AVG	WP	HBP	BK	SFA	SHA
2024	14.40	0-0	10-0	0	0	5.0	8	9	8	8	5	0	0	2	.348	0	0	0	0	0
TOTAL	14.40	0-0	10-0	0	0	5.0	8	9	8	8	5	0	0	2	.348	0	0	0	0	0

## Finn Career Game Highs

Innings Pitched.....	1.0, vs. UMass (4/24/24)
Strikeouts.....	2, vs. UMass (4/24/24)



- 180 MLB Draft Picks/Signings
- 31 All-Americans
- 70 All-Conference First Team Selections

# UConn Baseball

- Eight Conference Players of the Year
- Six Conference Pitchers of the Year
- Six Conference Coaches of the Year

## 2024 Results

Date	Opponent		Score	Inns	Overall	Conference	Pitcher of record	Attend	Time
Feb 16, 2024	vs Louisville	w	4-3	9	1-0-0	0-0-0	SCHILD (W 1-0)	404	2:42
Feb 16, 2024	at South Florida	w	2-1	9	2-0-0	0-0-0	COE (W 1-0)	1153	2:18
Feb 17, 2024	vs Indiana State	L	1-2	9	2-1-0	0-0-0	QUIGLEY, S (L 0-1)	242	2:14
Feb 23, 2024	at California	L	4-8	9	2-2-0	0-0-0	COE (L 1-1)	393	2:58
Feb 24, 2024	at California	L	12-15	9	2-3-0	0-0-0	CINNELLA (L 0-1)	625	3:23
Feb 25, 2024	at California	L	4-5	9	2-4-0	0-0-0	AFTHIM (L 0-1)	375	2:33
Mar 02, 2024	at #14 Auburn-1	L	1-8	9	2-5-0	0-0-0	COE (L 1-2)	-	2:11
Mar 02, 2024	at #14 Auburn-2	w	8-4	9	3-5-0	0-0-0	VAN EMON (W 1-0)	4239	3:25
Mar 03, 2024	at #14 Auburn	L	2-8	9	3-6-0	0-0-0	QUIGLEY, S (L 0-2)	3497	2:50
3/8/2024	at #25 UC Santa Barbara	L	3-13	9	3-7-0	0-0-0	COE (L 1-3)	609	2:57
3/9/2024	at #25 UC Santa Barbara	L	3-4	9	3-8-0	0-0-0	QUINN (L 0-1)	497	2:24
3/10/2024	at #25 UC Santa Barbara	L	1-12	9	3-9-0	0-0-0	QUIGLEY, S (L 0-3)	403	2:28
Mar 12, 2024	at UCLA	w	5-2	9	4-9-0	0-0-0	COE (W 2-3)	332	3:16
Mar 13, 2024	at #19 UC Irvine	w	5-0	9	5-9-0	0-0-0	SCHILD (W 2-0)	622	2:33
Mar 15, 2024	at California Baptist	L	1-8	9	5-10-0	0-0-0	VAN EMON (L 1-1)	44	2:34
Mar 16, 2024	at California Baptist	w	8-0	9	6-10-0	0-0-0	COE (W 3-3)	219	2:13
Mar 17, 2024	at California Baptist	w	6-2	9	7-10-0	0-0-0	SULLIVAN (W 1-0)	410	2:34
Mar 19, 2024	at Rhode Island	L	1-4	9	7-11-0	0-0-0	CINNELLA (L 0-2)	142	2:03
Mar 20, 2024	LIU	w	14-8	9	8-11-0	0-0-0	COOKE (W 1-0)	340	3:02
Mar 22, 2024	at Rutgers	L	0-3	9	8-12-0	0-0-0	VAN EMON (L 1-2)	427	1:58
Mar 23, 2024	at Rutgers	L	6-13	9	8-13-0	0-0-0	COE (L 3-4)	423	2:52
Mar 24, 2024	at Rutgers	w	5-1	9	9-13-0	0-0-0	QUIGLEY, S (W 1-3)	619	2:27
Mar 26, 2024	BOSTON COLLEGE	L	4-7	9	9-14-0	0-0-0	COOKE (L 1-1)	451	3:09
Mar 27, 2024	NORTHEASTERN	L	6-7	9	9-15-0	0-0-0	VAN EMON (L 1-3)	396	2:15
Apr 01, 2024	CCSU	w	14-6	9	10-15-0	0-0-0	CINNELLA (W 1-2)	441	3:03
* Apr 05, 2024	XAVIER	L	5-9	9	10-16-0	0-1-0	VAN EMON (L 1-4)	339	2:35
* Apr 06, 2024	XAVIER	w	8-2	9	11-16-0	1-1-0	COE (W 4-4)	669	2:24
* Apr 07, 2024	XAVIER	w	1-0	9	12-16-0	2-1-0	QUINN (W 1-1)	689	2:45
Apr 09, 2024	BRYANT	w	12-1	8	13-16-0	2-1-0	SCHILD (W 3-0)	667	2:36
Apr 10, 2024	MAINE	w	20-2	7	14-16-0	2-1-0	CINNELLA (W 2-2)	441	2:18
* Apr 12, 2024	ST. JOHN'S	w	11-4	9	15-16-0	3-1-0	COOKE (W 2-1)	779	3:00
* Apr 13, 2024	ST. JOHN'S	L	7-15	9	15-17-0	3-2-0	COE (L 4-5)	731	3:13
* Apr 14, 2024	ST. JOHN'S	w	11-8	9	16-17-0	4-2-0	AFTHIM (W 1-1)	865	3:13
Apr 16, 2024	KANSAS STATE	w	4-0	9	17-17-0	4-2-0	CINNELLA (W 3-2)	750	2:28
Apr 17, 2024	at Boston College	L	2-8	9	17-18-0	4-2-0	None	0	
* Apr 19, 2024	at Georgetown	w	7-6	9	18-18-0	5-2-0	QUINN (W 2-1)	233	3hr
* Apr 20, 2024	at Georgetown	w	5-4	9	19-18-0	6-2-0	COE (W 5-5)	317	2:47
* Apr 21, 2024	at Georgetown	w	7-6	9	20-18-0	7-2-0	SULLIVAN (W 2-0)	411	3:11
Apr 23, 2024	UMASS	w	13-3	7	21-18-0	7-2-0	VAN EMON (W 2-4)	455	2:07
Apr 24, 2024	HOFSTRA	w	14-3	7	22-18-0	7-2-0	COE (W 6-5)	331	1:56
* Apr 26, 2024	VILLANOVA	w	8-2	9	23-18-0	8-2-0	QUIGLEY, S (W 2-3)	1047	2:23
* Apr 27, 2024	VILLANOVA	w	11-1	9	24-18-0	9-2-0	COE (W 7-5)	1081	2:16
* Apr 28, 2024	VILLANOVA	w	10-8	9	25-18-0	10-2-0	AFTHIM (W 2-1)	1527	3:11
* May 03, 2024	at Seton Hall	w	4-3	9	26-18-0	11-2-0	QUIGLEY, S (W 3-3)	212	2:19
* May 04, 2024	at Seton Hall-1	L	1-2	9	26-19-0	11-3-0	QUINN (L 2-2)	215	2:17
* May 04, 2024	at Seton Hall-2	w	5-2	9	27-19-0	12-3-0	COOKE (W 3-1)	213	2:25
May 07, 2024	at Northeastern	L	3-18	7	27-20-0	12-3-0	VAN EMON (L 2-5)	251	2:30
* May 10, 2024	CREIGHTON	w	9-2	9	28-20-0	13-3-0	COE (W 8-5)	695	2:35
* May 11, 2024	CREIGHTON	w	10-5	9	29-20-0	14-3-0	QUIGLEY, S (W 4-3)	995	2:43
* May 12, 2024	CREIGHTON	L	9-14	9	29-21-0	14-4-0	CINNELLA (L 3-3)	771	3:32
* May 16, 2024	at Butler	w	10-9	9	30-21-0	15-4-0	COE (W 9-5)	546	3:02
* May 17, 2024	at Butler	w	12-2	9	31-21-0	16-4-0	QUIGLEY, S (W 5-3)	251	2:34
* May 18, 2024	at Butler	w	11-3	9	32-21-0	17-4-0	COOKE (W 4-1)	369	3:00
May 22, 2024	vs Xavier	L	2-3	(11)	32-22-0	17-4-0	QUINN (L 2-3)	4857	3:29
May 23, 2024	vs Georgetown	L	9-10	(10)	32-23-0	17-4-0	AFTHIM (L 2-2)	0	3:34
May 31, 2024	vs Duke	w	4-1	9	33-23-0	17-4-0	COOKE (W 5-1)	750	2:29
Jun 01, 2024	at Oklahoma	w	4-1	9	34-23-0	17-4-0	QUIGLEY, S (W 6-3)	3811	2:40
Jun 02, 2024	at Oklahoma	L	4-6	9	34-24-0	17-4-0	FINNEGAN (L 0-1)	3217	3:02
Jun 03, 2024	at Oklahoma	w	7-1	9	35-24-0	17-4-0	VAN EMON (W 3-5)	3828	2:57
Jun 07, 2024	at #8 Florida State	L	4-24	9	35-25-0	17-4-0	COOKE (L 5-2)	5243	3:45
Jun 08, 2024	at #8 Florida State	L	8-10	(12)	35-26-0	17-4-0	AFTHIM (L 2-3)	5518	4:04

\* = Conference game

() extra inning game

- Five College World Series Appearances
- 25 NCAA Tournament Appearances
- 3-Time NCAA Super Regional Participant

# UConn Baseball

- 2016 American Conference Champions
  - 10-Time BIG EAST Champions
- 17 Yankee Conference Championships

Record: 35-26 Home: 16-5 Away: 17-18 Neutral: 2-3 Conference: 17-4

Player	avg	gp-gs	ab	r	h	2b	3b	hr	rbi	tb	slg%	bb	hp	so	gdp	ob%	sf	sh	sb-att	po	a	e	fld%
Morton, Korey	.333	60-60	243	44	81	19	0	11	49	133	.547	14	7	59	2	.382	3	2	19-24	117	1	2	.983
Tammaro, Paul	.310	61-61	232	55	72	11	1	4	37	97	.418	31	26	49	4	.446	0	1	16-27	78	120	6	.971
Broadhurst, Luke	.303	55-55	208	38	63	10	2	15	58	122	.587	29	10	48	1	.408	3	1	4-6	72	60	5	.964
Garbowski, Matt	.285	48-47	158	18	45	6	0	4	20	63	.399	25	2	33	0	.387	1	4	0-0	367	25	4	.990
Padilla, Bryan	.278	54-52	198	31	55	13	1	6	39	88	.444	30	3	31	2	.376	3	3	2-5	96	105	6	.971
Studley, Jake	.276	58-57	214	42	59	13	0	10	27	102	.477	21	10	51	0	.367	0	4	4-8	112	2	2	.983
Minick, Tyler	.266	42-35	139	22	37	7	1	9	28	73	.525	4	4	33	4	.304	1	1	4-4	11	24	2	.946
Shpur, Caleb	.265	56-49	196	48	52	14	0	3	22	75	.383	24	11	33	3	.372	3	2	26-28	131	1	1	.992
Dalena, Maddix	.242	55-54	190	39	46	12	0	13	43	97	.511	27	8	57	5	.358	1	1	1-1	339	19	6	.984
Simmons, T.C.	.222	26-16	63	12	14	4	2	0	4	22	.349	11	2	12	0	.355	0	1	1-1	30	0	0	1.000
Malcom, Matt	.213	35-25	89	22	19	3	0	9	20	49	.551	15	4	32	1	.352	0	0	0-0	88	2	1	.989
Daniels, Ryan	.197	20-18	61	10	12	2	0	3	13	23	.377	11	1	14	0	.329	0	2	5-6	23	28	0	1.000
Kron, Drew	.175	25-11	40	6	7	2	0	0	5	9	.225	3	1	7	1	.250	0	1	1-2	28	0	2	.933
Hyde, Ryan	.105	19-9	38	5	4	2	0	0	5	6	.158	5	1	7	2	.227	0	1	0-0	86	5	0	1.000
Ellisen, Tommy	.000	1-0	1	0	0	0	0	0	0	0	.000	0	0	1	0	.000	0	0	0-0	1	5	1	.857
Totals	.273	61	2070	392	566	118	7	87	370	959	.463	250	90	467	25	.374	15	24	83-112	1591	461	46	.978
Opponents	.263	61	2038	342	535	78	6	84	321	877	.430	248	48	541	32	.354	15	34	56-73	1590	558	63	.972

LOB - Team (468), Opp (450). DPs turned - Team (39), Opp (35). IBB - Team (6), MALCOM 2, PADILLA 2, GARBOWSKI 1, BROADHURST 1, Opp (4). Picked off - SHPUR 5, SIMMONS 2, TAMMARO 2, MINICK 1, PADILLA 1.

(All games Sorted by Earned run avg)

Player	era	w-l	app	gs	cg	sho	sv	ip	h	r	er	bb	so	2b	3b	hr	b/avg	wp	hp	bks	sfa	sha
Afthim, Brady	2.49	2-3	22	0	0	0/3	8	25.1	16	8	7	15	27	0	0	2	.186	1	5	0	2	4
Quinn, Braden	3.63	2-3	29	0	0	0/2	4	44.2	42	22	18	22	67	3	0	4	.249	5	2	2	0	4
Quigley, Stephen	3.92	6-3	19	17	1	0/2	0	103.1	113	48	45	25	87	18	1	16	.279	2	7	0	1	6
Sullivan, Jack	4.05	2-0	16	0	0	0/1	1	13.1	12	8	6	6	15	2	0	3	.226	0	1	0	0	0
Cooke, Ian	4.54	5-2	17	10	0	0/0	0	67.1	56	36	34	25	85	10	1	11	.222	4	3	1	0	1
Schild, Ben	4.71	3-0	8	4	0	0/1	0	21.0	17	13	11	15	19	4	0	1	.227	2	2	0	1	0
Coe, Garrett	5.23	9-5	21	17	2	1/1	0	103.1	100	69	60	45	86	22	1	18	.253	3	8	0	4	8
Finnegan, Kieran	5.56	0-1	11	0	0	0/0	0	11.1	11	8	7	4	11	1	0	2	.256	2	0	0	0	0
Van Emon, Gabe	5.88	3-5	17	10	0	0/0	0	59.2	61	43	39	26	64	5	2	8	.265	2	7	1	3	2
Cinnella, Joe	6.16	3-3	23	3	0	0/1	0	30.2	38	25	21	13	27	5	0	6	.317	0	2	0	2	5
Ellisen, Tommy	6.52	0-0	17	0	0	0/1	0	19.1	16	16	14	14	12	2	0	3	.235	1	6	1	1	3
Turner, Tommy	7.71	0-0	5	0	0	0/0	0	2.1	5	2	2	2	2	1	0	0	.455	2	1	0	0	0
Carrea, Joe	7.84	0-0	17	0	0	0/1	0	10.1	17	10	9	8	14	1	1	6	.378	0	0	0	0	1
West, Charlie	9.82	0-0	7	0	0	0/0	0	3.2	4	4	4	5	6	0	0	0	.267	0	1	0	0	0
Alejandro, Hector	13.50	0-0	6	0	0	0/0	0	4.2	7	9	7	6	8	3	0	1	.304	2	0	0	0	0
Finn, Sean	14.40	0-0	10	0	0	0/0	0	5.0	8	9	8	8	5	0	0	2	.348	0	0	0	0	0
Quigley, Michael	18.00	0-0	3	0	0	0/0	0	3.0	6	7	6	6	2	0	0	0	.462	1	0	0	1	0
MAYER, Cameron	22.50	0-0	7	0	0	0/0	0	2.0	6	5	5	3	4	1	0	1	.545	0	3	0	0	0
Totals	5.14	35-25	61	61	3	4/3	13	530.1	535	342	303	248	541	78	6	84	.263	27	48	5	15	34
Opponents	5.91	25-35	61	61	1	1/0	10	529.2	566	392	348	250	467	118	7	87	.273	53	90	8	15	24

PB - Team (5), MALCOM 3, GARBOWSKI 2, Opp (14). Pickoffs - Team (8), QUIGLEY, S 2, CINNELLA 1, VAN EMON 1, QUINN 1, GARBOWSKI 1, HYDE 1, COE 1, Opp (9). SBA/ATT - GARBOWSKI (39-48), HYDE (10-12), COE (8-12), COOKE (8-10), QUIGLEY, S (7-9), SCHILD (6-7), AFTHIM (5-6), CINNELLA (5-6), MALCOM (5-6), FINNEGAN (4-5), ELLISEN (4-5), QUINN (3-4), SULLIVAN (2-2), VAN EMON (1-2), MAYER (1-2), TURNER (1-1), CARREA (1-1), FINN (0-1).

2024 Season Statistics



- 180 MLB Draft Picks/Signings
- 31 All-Americans
- 70 All-Conference First Team Selections

# UConn Baseball

- Eight Conference Players of the Year
- Six Conference Pitchers of the Year
- Six Conference Coaches of the Year

## 2024 Statistical Review

### GAME HIGHS - TEAM (2024)

At Bats .....	48,at. Florida State (6/8/24)
Runs Scored .....	20, vs. Maine (4/10/24)
Hits .....	16, three times
RBIs .....	18, vs. Maine (4/10/24)
Doubles .....	5, vs. Xavier (4/6/24)
Triples.....	1, seven times
Home Runs .....	5, vs. St. John's (4/12/24)
Total Bases.....	31, twice
Walks .....	10, twice
Times struck out.....	16, at Cal Baptist (3/15/24)
Stolen Bases .....	6, at Auburn (3/2/24)
Putouts.....	36, vs. Florida State (6/8/24)
Assists.....	13, twice
Errors .....	3, twice
DPs Turned.....	2, seven times
Inn. Pitched .....	12.0, at Florida State (6/8/24)
Runs Allowed .....	24, at Florida State (6/7/24)
Earned Runs .....	24, at Florida State (6/7/24)
Walks Allowed .....	15, at Florida State (6/7/24)
Strikeouts .....	18, at Georgetown (4/19/24)
Hits Allowed.....	18, at Florida State (6/7/24)
HRs Allowed .....	8, at Northeastern (5/7/24)
Wild Pitches .....	3, three times

### GAME HIGHS - PLAYER (2024)

At Bats .....	7, Caleb Shpur, Florida State (6/8/24)
Runs Scored .....	3, 19 times
Hits .....	5, Korey Morton, at Cal (2/24/24)
RBIs .....	9, Paul Tammaro, St. John's (4/14/24)
Doubles .....	2, 4 times
Triples.....	1, 7 times
Home Runs .....	3, Maddix Dalena, St. John's (4/12/24)
Total Bases .....	12,Dalena, St. John's (4/12/24)
Walks .....	3, six times
Times struck out.....	4, three times
Times hit by pitch .....	3, twice
Stolen Bases .....	3, Paul Tammaro, Auburn (3/2/24)
Putouts .....	20, Matt Garbowski, Georgetown (4/19/24)
Assists.....	6, Bryan Padilla, Creighton (5/11/24)
Errors .....	2, twice
Inn. Pitched .....	9.0, three times
Runs Allowed .....	9, Gabe Van Emon, Xavier (4/5/24)
Earned Runs .....	9, Gabe Van Emon, Xavier (4/5/24)
Walks Allowed .....	6, twice
Strikeouts .....	14, Cooke, St. John's, (4/12/24)
Hits Allowed....	11, S. Quigley, Florida State (6/8/24)
HRs Allowed .....	4, S. Quigley, Florida State (6/8/24)
Wild Pitches .....	2, three times

### UConn's Record when (2024)...

For the season .....	35-26
Conference .....	17-4
Home .....	16-5
Away .....	17-18
Neutral site.....	2-3
vs. Righty starter .....	26-16
vs. Lefty starter .....	9-10
Scoring first.....	25-10
Opp. scoring first.....	10-16
1-run games.....	8-7
2-run games .....	1-2
5+ run games.....	17-11
Extra innings.....	0-3
Out-hit opponent.....	25-3
Out-hit by opponent.....	7-22
Hits are tied.....	3-1
Hit 0 home runs .....	4-9
Hit 1 home run.....	15-8
Hit 2+ home runs.....	16-9
During the day .....	24-19
At night.....	11-7
Longest winning streak .....	9
Longest losing streak .....	5

- Five College World Series Appearances
- 25 NCAA Tournament Appearances
- 3-Time NCAA Super Regional Participant

# UConn Baseball

- 2016 American Conference Champions
- 10-Time BIG EAST Champions
- 17 Yankee Conference Championships

## All-Time Coaches/Records



**J.O. Christian**  
1936-61

was presented to him in 1945 and again in 1959. He also received the "Gold Key", given by the Connecticut Sportswriters Alliance (1959) for outstanding contribution in Connecticut state sports. On April 29, 1960, the UConn Club presented "Christy" its annual outstanding contribution award. He was president of the American Association of College Baseball Coaches in 1960; and chairman of the NCAA District One Baseball Selection Committee, completing his term in 1958. He is in the ABCA Hall of Fame.

His active coaching career began in 1926 at Eveleth and included 28 years at the University of Connecticut, all as head baseball coach. A native of Roland, Iowa, he was educated in Wilmar, Minn., schools, and attended Hamline University and the University of Minnesota. Christian passed away on October 21, 1979, at the age of 81. He and his wife Corinne had three daughters, Marion, Anne, and Claire.

## J.O. CHRISTIAN

J.O. Christian began coaching football and baseball at UConn in 1934 following an eight-year term as head coach of all sports at Eveleth (MN) College, where his football team compiled a fantastic record, losing only once from 1929-33.

His baseball nines were in the NCAA College World Series in 1957 and 1959; and his 1958 club lost the chance when it bowed out to Holy Cross, 2-1, in 10 innings in a game for the New England representation. The 1959 team (rated by Christian as his best ever) had a 20-1 record, being undefeated in New England competition. He won nine out of 14 Yankee Conference pennants and two New England titles. His baseball teams recorded 258 wins, 170 losses and seven ties. During his 16 years as head football coach, he led his Huskies to 66-51-4 overall record. He served as interim basketball coach for part of the 1936 season.


The Connecticut Alumni Association's Outstanding Service Award "as the man who has done the most for the University"

was presented to him in 1945 and again in 1959. He also received the "Gold Key", given by the Connecticut Sportswriters Alliance (1959) for outstanding contribution in Connecticut state sports. On April 29, 1960, the UConn Club presented "Christy" its annual outstanding contribution award. He was president of the American Association of College Baseball Coaches in 1960; and chairman of the NCAA District One Baseball Selection Committee, completing his term in 1958. He is in the ABCA Hall of Fame.

His active coaching career began in 1926 at Eveleth and included 28 years at the University of Connecticut, all as head baseball coach. A native of Roland, Iowa, he was educated in Wilmar, Minn., schools, and attended Hamline University and the University of Minnesota. Christian passed away on October 21, 1979, at the age of 81. He and his wife Corinne had three daughters, Marion, Anne, and Claire.

## All-Time Coaching Records

Years	Coach	W	L	T	Pct.
1896-98	No Coach	6	9	0	.400
1899-01	T.D. Knowles	12	8	1	.595
1902-05	E.O. Smith	12	9	1	.568
1906-08	George E. Lamson	12	13	1	.480
1909-10	John Sullivan	9	7	0	.563
1911	James Nicholas	0	9	0	.000
1912	No Coach	6	6	0	.500
1913	Robert Edger	4	6	0	.400
1914	Charles A. Reed	0	4	0	.000
1915	J.J. Donovan	1	7	0	.125
1916	D.E. Chase	1	8	0	.111
1917	John J. Donahue	1	1	0	.500
1918	No Team (WW I)	-	-	-	-
1919	Roy J. Guyer	5	6	0	.455
1920	William Mellor	3	8	0	.273
1921	Ross Swartz	4	11	0	.267
1922-23	J.W. Tasker	12	18	0	.400
1924-35	Sumner Dole	63	91	2	.416
1936-61	J.O. Christian	256	169	8	.599
1962-79	Lawrence R. Panciera	297	159	5	.650
1980-03	Andrew J. Baylock	556	491	8	.530
2004-pres.	James F. Penders	735	477	5	.607
<b>Totals</b>		<b>1,995</b>	<b>1,515</b>	<b>31</b>	<b>.568</b>



**Larry Panciera**  
1962-79

## Larry PANCIERA

Larry Panciera was a member of the UConn athletics staff for 30 years. Panciera served as head coach of baseball at Connecticut for 18 years (1962-1979). He compiled a 297-160-5 record as head coach, was named NCAA New England Coach-of-the-Year six times and led Connecticut to the College World Series three times (1965, 1972, 1979). In 1979, his final Husky team recorded 31 wins as the Huskies won both the ECAC Division I New England Championship and the NCAA Northeast Region title to advance to the College World Series for the fifth time in school history. In his final year of coaching, Panciera was honored as the 1979 NCAA Northeast Regional Coach of the Year.

At Connecticut, Panciera was part of all five of UConn's trips to the NCAA College World Series, twice as an assistant in 1957 and 1959, and three times as head coach in 1965, 1972 and 1979. During his tenure as head coach, 40 student-athletes who played for Panciera at Connecticut went on to sign professional baseball contracts.

He spent his retirement years at his home in the Weekapaug section of Westerly, R.I., before passing away on September 8, 1998, at the age of 76. He was survived by his two sons, David and Michael.


## Andy BAYLOCK

Andy Baylock retired in 2003 after 24 years at the helm of the baseball program. In January of 1996, Baylock was honored with induction into the American Baseball Coaches Association Hall of Fame at the national convention in Nashville, Tenn. Baylock's tenure was the winningest period in the illustrious history of Connecticut Baseball, leading the UConn program to 556 wins over his 24 seasons, averaging over 23 wins per season during his tenure.

Baylock's 24th season as the head coach of the Huskies was his 39th year of consecutive service to the Husky baseball program. Prior to the start of his head coaching career, Baylock spent 15 years as the top assistant coach to then-head coach Larry Panciera and also served as head freshman football coach. When Baylock's assistant coaching tenure is taken into account, he has been part of an overall UConn record of 812-614-11 during the past 39 seasons. The New Britain, Conn., native has personally coached 1,447 of the 2,327 games (62 percent) that have ever been played involving the University of Connecticut baseball program.

In the summers of 1985 and 1989, Baylock was the pitching coach for the U.S. Senior National Team that competed against other national teams in the United States, Cuba, Puerto Rico, Japan, Korea and Canada. He also was pitching coach for the U.S. squad that finished second in the International Harbor Tournament in Taiwan in the fall of 1988.

A graduate of Central Connecticut State University, Baylock and his late wife, Barbara, have three children, all of whom attended the University of Connecticut - Jennifer, Jeffrey and Andrea. He remains at UConn as the Director of Alumni and Community Relations for the UConn football program.



**Andy Baylock**  
1980-2003

## Jim PENDERS

Jim Penders is in his 22nd season as head baseball coach after taking over for longtime Husky coach Andy Baylock in 2004. Penders, a 1994 graduate of the University of Connecticut, was a member of Baylock's most successful teams. Penders' teams qualified for three BIG EAST Tournaments (1992-94) with all three teams advancing to the BIG EAST Tournament Final. Penders captained the 1994 squad that captured the BIG EAST Tournament Championship. The 1993 and 1994 teams advanced to the NCAA Regional with the 1993 team earning only the second at-large berth in the history of the BIG EAST Conference. In Penders' four-year playing career, his teams tallied a record of 99-76-2.

Penders returned to UConn in 1997 to become an assistant coach and take over the Husky recruiting efforts. Since he took over as head coach at UConn, Penders is the all-time winniest coach at UConn and has compiled an overall record of 735-477-5.



**Jim Penders**  
2004-Present



- 180 MLB Draft Picks/Signings
- 31 All-Americans
- 70 All-Conference First Team Selections

# UConn Baseball

- Eight Conference Players of the Year
- Six Conference Pitchers of the Year
- Six Conference Coaches of the Year

## UConn In The NCAA Tournament

### 25 NCAA Tournament Appearances | 43-54 Overall Record

1957	NCAA District I Playoffs Springfield L 4-9 Springfield W 4-3 Springfield W 5-0 NCAA College World Series Texas L 0-3 Florida State W 5-3 Iowa State L 2-5	1977	NCAA District I Playoffs Temple L 7-9 Cornell L 7-9	2019	NCAA Oklahoma City Regional Nebraska L 5-8 Harvard W 10-2 Nebraska W 16-1 Oklahoma State W 5-2 Oklahoma State L 1-3
1958	NCAA District I Playoffs Dartmouth W 1-0 Dartmouth W 10-0 Holy Cross L 1-2	1979	NCAA District I Playoffs Navy W 5-4 St. John's L 3-6 Nebraska W 15-0 St. John's W 14-4 St. John's W 4-0 NCAA College World Series Texas L 5-11 Fullerton-State L 3-8	2021	NCAA South Bend Regional Michigan W 6-1 Notre Dame L 3-26 Central Michigan L 9-14
1959	Declared District I Champions NCAA College World Series Penn State L 3-5 Western Michigan L 6-14	1990	NCAA Northeast Regional Georgia L 2-7 Rutgers L 5-15	2022	NCAA College Park Regional Wake Forest W 8-7 Maryland W 10-5 Maryland L 6-7 (11) Maryland W 11-8
1960	NCAA District I Playoffs Boston College L 1-2	1993	NCAA Midwest Regional Oklahoma State L 5-9 Fordham L 0-5		NCAA Stanford Super Regionals Stanford W 13-12 Stanford L 2-8 Stanford L 5-10
1961	NCAA District I Playoffs Boston College L 1-4 Springfield W 3-1 Boston College W 3-2 Boston College L 14-4	1994	NCAA Midwest II Regional Georgia Tech L 0-7 Long Beach State L 9-16	2023	NCAA Gainesville Regional Texas Tech L 2-3 Florida A&M W 9-6 Florida L 2-8
1963	NCAA District I Playoffs Providence W 4-3 Providence L 3-4 Providence L 6-10	2010	NCAA Norwich Regional Oregon L 3-5 Central Conn. W 25-5 Oregon L 3-4	2024	NCAA Norman Regional Duke W 4-1 Oklahoma W 4-1 Oklahoma L 4-6 Oklahoma W 7-1
1965	NCAA District I Playoffs Holy Cross W 7-4 Holy Cross L 0-5 Holy Cross W 7-0 NCAA College World Series St. Louis L 1-2 Lafayette W 6-4 Washington State L 2-3	2011	NCAA Clemson Regional Coastal Carolina L 1-13 Sacred Heart W 13-3 Coastal Carolina W 12-6 Clemson W 7-6 Clemson W 14-1 NCAA Columbia Super Regionals South Carolina L 1-5 South Carolina L 2-8		NCAA Tallahassee Super Regionals Florida State L 4-24 Florida State L 8-10 (12)
1968	NCAA District I Playoffs Providence W 2-0 Harvard L 0-3 Boston University W 8-2 Harvard L 2-3	2013	NCAA Blacksburg Regional Virginia Tech W 5-2 Oklahoma L 3-5 (12) Virginia Tech L 1-3		
1970	NCAA District I Playoffs Providence W 8-0 Dartmouth L 2-8 Dartmouth L 3-12	2016	NCAA Gainesville Regional Georgia Tech W 7-6 Florida L 5-6 Georgia Tech L 5-7		
1972	NCAA District I Playoffs Northeastern W 5-2 Harvard W 8-5 Harvard W 11-2 NCAA College World Series Texas W 3-0 Southern California L 4-5 Temple L 4-7	2018	NCAA Conway Regional Washington L 1-7 LIU Brooklyn W 10-3 Coastal Carolina W 6-5 Washington L 6-9		

UConn in the Postseason

- Five College World Series Appearances
- 25 NCAA Tournament Appearances
- 3-Time NCAA Super Regional Participant

# UConn Baseball

- 2016 American Conference Champions
- 10-Time BIG EAST Champions
- 17 Yankee Conference Championships

## UConn In Conference Tournaments (1985-2013 Big East, 2014-19 American, 2021-Present BIG EAST)

### 25 Tournament Appearances | 56-39 Overall Record

1985 Bristol, Conn. \*\*  
Georgetown W 11-9 (10)  
St. John's L 5-6  
Seton Hall L 2-8

1987 Bristol, Conn.  
Seton Hall L 2-6  
St. John's L 4-13

1989 Bristol, Conn.  
Seton Hall L 2-8  
Providence L 3-5 (11)

1990 Bristol, Conn.  
BIG EAST TOURNAMENT CHAMPIONS  
Seton Hall W 11-3  
Villanova W 1-0  
\*Seton Hall W 4-3

1992 Bristol, Conn.  
BIG EAST TOURNAMENT RUNNER-UP  
Seton Hall W 14-2  
Providence L 2-13  
Seton Hall W 4-3  
Providence W 11-8  
\*Providence L 3-5

1993 Bristol, Conn.  
BIG EAST TOURNAMENT RUNNER-UP  
Seton Hall L 5-6  
Villanova W 10-5  
Seton Hall W 10-9  
\*St. John's L 0-9

1994 Bristol, Conn.  
BIG EAST TOURNAMENT CHAMPIONS  
Pittsburgh W 4-3  
Seton Hall W 3-0  
Seton Hall L 1-6  
\*Seton Hall W 4-2

2000 Bridgewater, N.J.  
Seton Hall L 2-8  
Rutgers L 7-8

2006 Clearwater, Fla.  
Cincinnati W 6-2  
Louisville L 10-12  
Rutgers L 5-9

2007 Brooklyn, N.Y.  
BIG EAST TOURNAMENT RUNNER-UP  
St. John's L 1-2  
Pittsburgh W 5-2  
St. John's W 8-7  
USF W 3-0  
USF W 2-0  
\*Rutgers L 6-7

2009 Clearwater, Fla.  
BIG EAST TOURNAMENT RUNNER-UP  
West Virginia W 6-1  
USF W 4-2  
USF W 10-8  
\*Louisville L 3-11

2010 Clearwater, Fla.  
BIG EAST TOURNAMENT RUNNER-UP  
Cincinnati W 9-6  
Rutgers L 5-6  
Pittsburgh W 7-2  
Rutgers W 11-10 (10)  
Rutgers W 7-4  
\*St. John's L 0-3

2011 Clearwater, Fla.  
Notre Dame W 4-2  
Seton Hall L 3-4 (12)  
Notre Dame W 9-3  
Seton Hall L 2-12

2012 Clearwater, Fla.  
USF W 7-2  
Louisville W 4-1  
USF L 0-1  
USF L 1-2

2013 Clearwater, Fla.  
BIG EAST TOURNAMENT CHAMPIONS  
Louisville W 3-2 (12)  
USF W 8-7  
Rutgers W 2-1  
\*Notre Dame W 8-1

2014 Clearwater, Fla.  
UCF L 7-2  
Houston W 7-1  
Temple L

9-4

2015 Clearwater, Fla.  
Tulane L 3-1  
UCF W 4-1 (11)  
Tulane W 7-6  
East Carolina L 4-2

2016 Clearwater, Fla.  
AMERICAN TOURNAMENT CHAMPIONS  
Memphis W 6-2  
USF W 9-1  
Memphis L 5-9  
Memphis W 5-0  
\*Houston W 7-2

2017 Clearwater, Fla.  
Cincinnati W 12-3  
Houston L 6-7  
Memphis W 7-5  
Houston L 3-13

2018 Clearwater, Fla.  
AMERICAN TOURNAMENT RUNNER UP  
Cincinnati W 6-2  
Wichita State W 7-4  
USF L 0-13 (7)  
USF W 3-2  
\*ECU L 3-4

2019 Clearwater, Fla.  
AMERICAN TOURNAMENT RUNNER UP  
Houston W 4-3  
Wichita State W 9-7  
Wichita State W 8-3  
\*Cincinnati L 5-22

2021 Mason, Ohio  
BIG EAST TOURNAMENT CHAMPIONS  
Xavier W 11-1  
Creighton W 2-0  
\*Xavier L 4-5  
\*Xavier W 10-6

2022 Mason, Ohio  
BIG EAST TOURNAMENT CHAMPIONS  
Georgetown W 4-0  
Creighton W 7-1  
\*Xavier W 7-2

2023 Mason, Ohio  
BIG EAST TOURNAMENT RUNNER-UP  
Georgetown W 5-4  
Xavier L 2-10  
Georgetown W 10-1  
Xavier W 6-4  
\*Xavier L 3-7

2024 Mason, Ohio  
Xavier L 2-3 (11)  
Georgetown L 9-10 (10)

\* denotes championship game  
\*\* In 1985, UConn finished first in the BIG EAST North Division with a record of 11-7 but the league did not crown a BIG EAST Regular Season Champion annually until the 1990 season.

UConn in the Postseason



- Five College World Series Appearances
- 25 NCAA Tournament Appearances
- 3-Time NCAA Super Regional Participant

# UConn Baseball


- 2016 American Conference Champions
- 10-Time BIG EAST Champions
- 17 Yankee Conference Championships

## All-Americans

### UConn Baseball All-Americans




Bob Wedin  
LHP, 1958




Moe Morhardt  
Outfield, 1959




Bill Stevens  
Outfield, 1959




Joe Clement  
RHP, 1961




Ed Jones  
RHP, 1963




George Greer  
Outfield, 1967-68




John Ihlenburg  
Third Base, 1972



Tom Germano  
RHP, 1976




Colin McLaughlin  
RHP, 1979




Randy LaVigne  
Outfield, 1979




Charles Nagy  
RHP, 1988




Dennis Dwyer  
Outfield, 1993



Brian Majeski  
Outfield, 1994



Jason Grabowski  
SS/Catcher 1996-97



Mike Scott  
Outfield, 1999



Mike Nemeth  
First Base, 2010



Matt Barnes  
RHP, 2011



George Springer  
OF, 2011



Kevin Vance  
RHP, 2011



LJ Mazzilli  
2B, 2013



Vinny Siena  
2B, 2015



Carson Cross  
RHP, 2015



Anthony Kay  
LHP, 2016



John Russell  
RHP, 2017



P.J. Poulin  
LHP, 2018



Mason Feole  
LHP, 2018



Jake Wallace  
RHP, 2019



Kyler Fedko  
OF, 2021



Austin Peterson  
RHP, 2022



Erik Stock  
OF, 2022



David Smith  
OF, 2023



Josh MacDonald is one of the top pitching coaches in the country. During his time in Storrs he has had seven pitchers earn All-America status. Nick Krauth was on track to become MacDonald's eighth All-American in 2020 but the season was cut short due to Covid-19.

- 180 MLB Draft Picks/Signings
- 31 All-Americans
- 70 All-Conference First Team Selections

# UConn Baseball

- Eight Conference Players of the Year
- Six Conference Pitchers of the Year
- Six Conference Coaches of the Year

## Team USA

## UConn ON TEAM USA



**Charles Nagy**  
1988 Olympic Team  
Gold Medalist



**Brian Specyalski**  
1988

**Andy Baylock**  
Pitching Coach  
1985, 88, 89



**John Kelly**  
1993



**Mike Galati**  
1994



**Peter Soteropoulos**  
2004 Greece Olympic Team




**George Springer**  
2010

**Matt Barnes**  
2010



**LJ Mazzilli**  
2011



**Anthony Kay**  
2015



**Tim Cate**  
2016 & 2017



**Mason Feole**  
2018



**Reggie Crawford**  
2021

The UConn baseball program has had several players, as well as former head coach Andy Baylock, involved with Team USA and USA Baseball.

Most recently, first baseman/left left-handed pitcher Reggie Crawford (2021), left-handers Mason Feole (2018), Tim Cate (2016 & 2017) and Anthony Kay (2015) played for the USA Collegiate National Team. Feole threw 11 scoreless innings in three appearances and two starts and racked up 11 strikeouts and only allowed three hits.

Cate became the first Husky to pitch for the red, white and blue for multiple seasons. Cate led the team with 20 strikeouts in 12 innings of work and recorded a 0.75 ERA in international competition.. Kay appeared in four games , including making one start. Recorded a 1.93 ERA in 9.1 innings, adding 13 strikeouts.

In 2011, second baseman LJ Mazzilli served as an alternate on the USA Collegiate National Team. George Springer and Matt Barnes played for the USA Collegiate Baseball Team during the 2010 summer. Barnes was 3-0 and held an ERA of 1.42. In 19 innings of work, he allowed three earned runs, while striking out 26 batters, which was second-best on the team. Springer led Team USA with seven doubles and 18 RBI. He batted .292 in 18 games and his grand slam against Japan lifted USA to a 4-2 win to advance to the gold medal game of the V FISU World University Baseball Championship.

In the winter of 1999, former Husky and 1988 Olympic Gold Medalist Charles Nagy was named to the 15-member All-Time USA Baseball team. Among other players named to the same team were former major leaguers Nomar Garciaparra, Mark McGwire, Robin Ventura and Will Clark. Husky catcher Brian Esposito trained with the United States Baseball program, joining the squad for USA Baseball tryouts in June of 1999.

Former Husky standout Jason Grabowski made two appearances at USA Baseball Camps in 1995, joining the program for USA Baseball tryouts in June and then attending the 1995 Fall Baseball Trials in November in Homestead, Fla.

In November of 1994, Grabowski and pitcher Mike Galati joined the long line of Huskies to train or compete with the United States National Baseball program. The pair joined a select group of 72 players invited to participate in the USA Baseball National Fall Trials in Homestead, Fla., from November 2-6, 1994. Connecticut was the only school from the Northeast represented and was one of only 16 Division I schools across the nation to be represented by two or more players.

In 1993, former Husky John Kelly was a member of the USA Baseball squad that represented the U.S. in Nicaragua at the Pan-American Qualifier for the 1994 World Championships. Kelly finished his stint with the team with a record of 2-0 and a 2.81 ERA.

In 1988, Connecticut had a trio of performers for USA Baseball. Charles Nagy was a member of the USA Baseball team that traveled to the 1988 Seoul Olympics and captured the gold medal. Nagy made 19 appearances for Team USA in 1988, going 3-1 with a 1.05 ERA and a team-leading six saves. He appeared in two games in the Olympics, pitching 2.0 innings and earning a save. UConn was also well-represented on the fall 1988 USA team that finished second at the Kaohsiung International Harbor Baseball Tournament in Kaohsiung, Taiwan. Former Husky shortstop Brian Specyalski appeared in seven games, while former UConn coach Andy Baylock served as pitching coach. Baylock served three stints with Team USA as a pitching coach, in 1985, fall of 1988 and 1989.



- 180 MLB Draft Picks/Signings
- 31 All-Americans
- 70 All-Conference First Team Selections

# UConn Baseball

- Eight Conference Players of the Year
- Six Conference Pitchers of the Year
- Six Conference Coaches of the Year

## Huskies in the Pros

### All Former Huskies Drafted Or Signed By MLB Clubs

Dennis Accomando  
 Nick Ahmed  
 Bob Anderson  
 John Andreoli  
 Tony Attanasio  
 Brian Bach  
 Ed Baird  
 Matt Barnes  
 Chris Barton  
 Scott Berney  
 Greg Biercevicz  
 Mike Blais  
 Harold Brantley, Jr.  
 Alan Bundy  
 Brett Burnham  
 Bob Butterfield  
 Tim Cain  
 Jesse Carlson  
 Ed Carroll  
 Tim Cate  
 Ben Casparius  
 Clarke Caudill  
 Joe Clement  
 Ken Coffee  
 Kyle Cooney  
 Reggie Crawford  
 Carson Cross  
 Ken Cullum  
 Casey Dana  
 CJ Dandeneau  
 Larry Day  
 Doug Domnarski  
 Matt Donlan  
 Dennis Donovan  
 Marek Drabinski  
 George Dropo  
 Walt Dropo  
 Erik Drown  
 Bruce Drummond  
 Jason Edgar  
 Doug Elliot  
 David Erickson  
 Mark Ericson  
 Brian Esposito  
 Peter Fatse  
 Kyler Fedko  
 Mason Feole  
 David Fischer  
 Zach Fogell  
 John Folino  
 Dave Ford  
 Jay Fredlund  
 Dominic Freeberger  
 Jason Fronio  
 Jeff Fulchino  
 Ryan Fuller  
 Mike Galati  
 Pat Gallagher  
 Augie Garbatini  
 Al Garray  
 Mike Gerich  
 Tom Germano  
 Elliot Glynn  
 Clayton Gery

Jason Grabowski  
 George Greer  
 Steve Gulyas  
 Mike Haiday  
 Russ Halloran  
 Russ Hansen  
 Roberto Hernandez  
 Brian Herosian  
 Matt Hukill  
 John Ihlenburg  
 Jim Jachym  
 Mike James  
 Mike Johnson  
 Craig Jones  
 Ed Jones  
 Jim Jones  
 Glenn Katz  
 Anthony Kay  
 John Kelly  
 Doug King  
 Devin Kirby  
 Tom Kopp  
 Ted Kosior  
 Nick Krauth  
 Jerry LaPenta  
 Russ Larabee  
 Randy LaVigne  
 Tom Lawton  
 Brad Leach  
 Mike Leonard  
 Pierre LePage  
 Brad Linden  
 Dennis Long  
 G. Booth Lusteg  
 Andy Lynch  
 Joshua MacDonald  
 Dan Mahoney  
 Pat Mahoney  
 Brian Majeski  
 Mike Malley  
 Andrew Marrero  
 Anthony Marzi  
 LJ Mazzilli  
 Matt McDonald  
 Max McDowell  
 Colin McLaughlin  
 Kevin Meier  
 Bobby Melley  
 Wills Montgomerie  
 Moe Morhardt  
 Korey Morton  
 Dave Musco  
 Charles Nagy  
 Greg Nappo  
 Mike Nemeth  
 Tim Norton  
 Scott Oberg  
 Dusty Odenbach  
 Tom O'Connell  
 Mike Olt  
 Brian Packin  
 Tom Penders  
 Austin Peterson  
 Bob Petrillo

P.J. Poulin  
 Anthony Prato  
 Tom Proctor  
 Tony Przbycien  
 Stephen Quigley  
 Braden Quinn  
 Dennis Regan  
 Billy Rich  
 John Risley  
 Ron Romaniello  
 Tom Rossi  
 Russ Rotko  
 Patrick Ruotolo  
 John Russell  
 Pete Sala  
 Josh Santos  
 Bob Schaefer  
 Mike Scott  
 Andrew Sears  
 John Shea  
 Rollie Sheldon  
 Dave Showalter  
 Vinny Siena  
 Greg Sinatra  
 John Slosar  
 John Slusarz  
 David Smith  
 Jim Smith  
 Pete Soteropoulos  
 Brian Specyalski  
 George Springer  
 Bill Stevens  
 Erik Stock  
 Stew Strong  
 Jack Sundberg  
 Zac Susi  
 Mike Tarsi  
 Jack Taylor  
 Tom Thulin  
 Erik Turgeon  
 Nick Tucci  
 Jeff Uccello  
 Kevin Vance  
 Tom Verdi  
 Jeff Velez  
 Jacob Wallace  
 Pete Walker  
 Gary Waslewski  
 Bob Wedin  
 Patrick Winkel  
 Mark Winters  
 Mike Woodworth  
 Caleb Wurster  
 Willy Yahn

- Five College World Series Appearances
- 25 NCAA Tournament Appearances
- 3-Time NCAA Super Regional Participant

# UConn Baseball

- 2016 American Conference Champions
- 10-Time BIG EAST Champions
- 17 Yankee Conference Championships

## MLB Players Under Jim Penders

The UConn baseball team has produced MLB talent in bunches over the last decade with a program-high five players in the Major Leagues from 2018-2021. Mike Olt, George Springer, Nick Ahmed, Matt Barnes, Scott Oberg, John Andreoli and Anthony Kay have all made their MLB debut since 2012. Ben Casparius joined the list of Big Leaguers with his debut in 2024. Overall, 77 players under Penders have been drafted or signed by MLB teams in his 21 years at the helm of the program.



### Nick Ahmed (UConn 2009-11)

MLB debut with Arizona on 6/29/14  
2019: 158 G, 33 2B's, 19 HR, 82 RBI  
2018 & 2019 NL Gold Glove Winner



### Matt Barnes (UConn 2009-11)

MLB debut with Boston on 9/9/14  
2019: 70 APP, 64.1 IP, 3.78 ERA, 110 K's  
2018 World Series Champion



### Mike Olt (UConn 2008-10)

MLB debut with Texas on 8/2/12  
Played for the Cubs and White Sox in 2015



### George Springer (UConn 2009-11)

MLB debut with Houston on 4/16/14  
2017 World Series Champion and MVP  
Three-time All-Star (2017, '18 & '19)



### Scott Oberg (UConn 2009-12)

MLB debut with Colorado on 4/14/15  
2019: 49 APP, 6-1, 2.25 ERA, 56.0 IP, 58 K's



### John Andreoli (UConn 2009-11)

MLB debut with Seattle on 5/23/18  
2018: 26 games with Seattle and Baltimore





- 180 MLB Draft Picks/Signings
- 31 All-Americans
- 70 All-Conference First Team Selections

# UConn Baseball

- Eight Conference Players of the Year
- Six Conference Pitchers of the Year
- Six Conference Coaches of the Year

## MLB Players Under Jim Penders



### **Anthony Kay(UConn 2014-16)**

MLB debut with Toronto on 9/7/19

2019: 3 G, 2 GS, 14 IP, 13 K's

First MLB win came on 9/19/19 at Baltimore



### **Ben Casparius (UConn 2020-21)**

MLB debut with Los Angeles Dodgers on 8/31/24

Appeared in 7 games including four in postseason

First MLB win came on 8/31/24 at Arizona

2024 World Series Champion




- 180 MLB Draft Picks/Signings
- 31 All-Americans
- 70 All-Conference First Team Selections


# UConn Baseball

- Eight Conference Players of the Year
- Six Conference Pitchers of the Year
- Six Conference Coaches of the Year

## All-Time UConn Major Leaguers (Pre-2015)




**Walt "Moose" Dropo**  
UConn, 1943/1946  
1950 AL Rookie of the Year



**Gary Waslewski**  
UConn, 1960  
Started Game 6 in 1967 WS



**Roberto Hernandez**  
UConn, 1985  
Two-time AL All-Star



**Charles Nagy**  
UConn, 1987-88  
Three-time AL All-Star




**Pete Walker**  
UConn, 1989-90  
Pitching Coach Toronto Blue Jays




**Jason Grabowski**  
UConn, 1995-97



**Brian Esposito**  
UConn, 1998-00



**Jeff Fulchino**  
UConn, 1999-01



**Jesse Carlson**  
UConn, 2000-02

Huskies in The Pros

Other Huskies with MLB experience: Moe Morhardt (1961-62) and Rollie Sheldon (1961-66)



- Five College World Series Appearances
- 25 NCAA Tournament Appearances
- 3-Time NCAA Super Regional Participant

# UConn Baseball

- 2016 American Conference Champions
- 10-Time BIG EAST Champions
- 17 Yankee Conference Championships

## BATTING AVERAGE (MIN. 250 ABs)

Clarke Caudill, 1997-00	..... 375
Billy Rich, 1996-98	..... 372
Peter Soteropoulos, 2000-03	..... 371
Mike Scott, 2000-01	..... 370
Dennis Dwyer, 1991-94	..... 367
Andy Walker, 1987-88	..... 366
Glenn Katz, 1998-99	..... 359
Mike Nemeth, 2008-11	..... 356
Jason Grabowski, 1995-97	..... 355
Ken Cullum, 1957-59	..... 355
Chris Bisson, 1993-95	..... 352
Jon Gorrie, 1999-02	..... 351
Dave Ford, 1983-85	..... 347
George Springer, 2009-11	..... 346
Brian Specyalski, 1986-89	..... 340
John Andreoli, 2009-11	..... 340
LJ Mazzilli, 2010-2013	..... 340
Todd Rosenthal, 1989-92	..... 338
Randy LaVigne, 1976-79	..... 338
Pierre LePage, 2008-10	..... 336
Kyler Fedko, 2019-21	..... 335

## GAMES PLAYED

Chris Winkel, 2017-21	..... 243
Billy Ferriter, 2010-2013	..... 242
Mike Nemeth, 2008-11	..... 241
Bobby Melley, 2013-16	..... 241
Bryan Daniello, 2013-16	..... 224
John Topaa, 2016-19	..... 222
Pat Mahoney, 2005-08	..... 217
LJ Mazzilli, 2010-13	..... 212
Christian Fedko, 2018-2022	..... 208
Jack Sundberg, 2013-16	..... 205
Dennis Donovan, 2004-07	..... 204
Matt Untiet, 2004-07	..... 202
George Springer, 2009-11	..... 186
Tom Verdi, 2011-14	..... 183
Korey Morton, 2021-24	..... 182
Cy Hess, 1999-02	..... 179
Russ D'Argento, 2001-05	..... 178
Larry Day, 2004-07	..... 178
Anthony Prato, 2017-19	..... 178
Bryan Maler, 2003-06	..... 177
Mike Leonard, 2001-04	..... 177
Brian Packin, 1997-00	..... 177
Sean Irey, 1991-94	..... 177
Vinny Siena, 2013-15	..... 175
Joe Kagerer, 1998-01	..... 172
Willy Mercado, 1996-99	..... 172
Sal Tinnerello, 1989-92	..... 172
Aaron Hill, 2014-17	..... 172
Paul Funk, 1990-93	..... 171

## AT BATS

Mike Nemeth, 2008-11	..... 931
Billy Ferriter, 2010-13	..... 920
Bobby Melley, 2013-16	..... 917
LJ Mazzilli, 2010-13	..... 887
Chris Winkel, 2017-21	..... 819
John Topaa, 2016-19	..... 801
Bryan Daniello, 2013-16	..... 797
Pat Mahoney, 2005-08	..... 779
Dennis Donovan, 2004-07	..... 759
Jack Sundberg, 2013-16	..... 750
Vinny Siena, 2013-15	..... 731
Anthony Prato, 2017-19	..... 716
Pierre LePage, 2008-10	..... 706
George Springer, 2009-11	..... 700
Christian Fedko, 2018-2022	..... 695
Matt Untiet, 2004-07	..... 687
Brian Packin, 1997-00	..... 684
Todd Rosenthal, 1989-92	..... 671
Tom Verdi, 2011-14	..... 670
Larry Day, 2004-07	..... 659
Russ D'Argento, 2001-05	..... 651
Nick Ahmed, 2009-11	..... 648
Mike Leonard, 2001-04	..... 648

Bold Indicates Returning Player

## RUNS

George Springer, 2009-11	..... 220
Billy Ferriter, 2010-13	..... 188
Mike Nemeth, 2008-11	..... 172
Sean Irey, 1991-94	..... 170
Pierre LePage, 2008-10	..... 165
Clarke Caudill, 1997-00	..... 160
LJ Mazzilli 2010-13	..... 156
Pat Mahoney, 2005-08	..... 153
Russ D'Argento, 2001-05	..... 152
Jack Sundberg, 2013-16	..... 151
Jason Edgar, 1995-98	..... 149
Billy Rich, 1996-98	..... 148
Cy Hess, 1999-02	..... 147
Mike Olt, 2008-10	..... 144
Nick Ahmed, 2009-11	..... 143
Anthony Prato, 2017-19	..... 143
John Topaa, 2016-19	..... 140
Bobby Melley, 2013-16	..... 139
David Smith, 2022-23	..... 134
Korey Morton, 2021-24	..... 132

## Jason Grabowski, 1995-97



## HITS

Mike Nemeth, 2008-11	..... 331
LJ Mazzilli 2010-13	..... 295
Bobby Melley, 2013-16	..... 290
Billy Ferriter 2010-13	..... 288
George Springer, 2009-11	..... 242
Pierre LePage, 2008-10	..... 237
John Topaa, 2016-19	..... 237
Dennis Donovan, 2004-07	..... 236
Pat Mahoney, 2005-08	..... 233
Clarke Caudill, 1997-00	..... 232
Todd Rosenthal, 1989-92	..... 227
Anthony Prato, 2017-19	..... 227
Chris Winkel, 2017-21	..... 222
Vinny Siena, 2013-15	..... 221
Bryan Daniello, 2013-16	..... 212
Sal Tinnerello, 1989-92	..... 210
Willy Yahn, 2015-17	..... 207
Billy Rich, 1996-98	..... 206
Mike Leonard, 2001-04	..... 205
Brian Packin, 1997-00	..... 203

## DOUBLES

Mike Nemeth, 2008-11	..... 70
LJ Mazilli, 2010-13	..... 67
Bobby Melley, 2013-16	..... 60
Clarke Caudill, 1997-00	..... 54
George Springer, 2009-11	..... 53
Christian Fedko, 2018-2022	..... 53
Pierre LePage, 2008-10	..... 50
Pat Mahoney, 2005-08	..... 46
Brian Tisbert, 1999-01	..... 46
Brian Packin, 1997-00	..... 46
Korey Morton, 2021-24	..... 44
Ryan Fuller, 2011-12	..... 43
Chris Winkel, 2017-21	..... 43
Billy Rich, 1996-98	..... 42
Mike Leonard, 2001-04	..... 41
Sean Irey, 1991-94	..... 41
Ben Huber, 2022-23	..... 41
Peter Fatse, 2007-09	..... 40
Dennis Donovan, 2007-09	..... 40
Russ D'Argento, 2001-05	..... 40

## TRIPLES

LJ Mazzilli, 2010-13	..... 13
Brian Majeski, 1992-94	..... 11
George Springer, 2009-11	..... 10
Billy Ferriter, 2010-13	..... 10
Chris Winkel, 2017-21	..... 10
Bryan Daniello, 2013-16	..... 9
Peter Soteropoulos, 2000-03	..... 9
Clarke Caudill, 1997-00	..... 9
Sal Tinnerello, 1989-92	..... 9
John Ihlenburg, 1971-73	..... 9
Ryan Fuller, 2011-12	..... 9
Bill Stevens, 1957-59	..... 8
Dan Trubia, 2000-03	..... 8
Randy LaVigne, 1976-79	..... 8
Mike Olt, 2008-10	..... 8
Willy Yahn, 2015-17	..... 8
Peter Fatse, 2007-09	..... 7
Austin Wasserman, 2005-06	..... 7
Mike Mocerino, 2001-04	..... 7
Cy Hess, 1999-02	..... 7
Glenn Katz, 1998-99	..... 7
Keith Wetjen, 1992-95	..... 7

## HOME RUNS

George Springer, 2009-11	..... 46
Mike Olt, 2008-10	..... 44
Jason Grabowski, 1995-97	..... 43
Brian Packin, 1997-00	..... 38
Jerry LaPenta, 1983-86	..... 35
Chris Bisson, 1993-96	..... 33
Billy Rich, 1996-98	..... 31
Luke Broadhurst, 2023-24	..... 29
Joe DeRoche-Duffin, 2015-16	..... 28
Ben Huber, 2022-23	..... 28
Korey Morton, 2021-24	..... 27
Sal Tinnerello, 1989-92	..... 25
Mike Nemeth, 2008-11	..... 24
Peter Fatse, 2007-09	..... 23
Jason Edgar, 1995-98	..... 23
Jim Considine, 1978-81	..... 23
Sean Irey, 1991-94	..... 22
Cy Hess, 1999-02	..... 21
Matt Zawalich, 1994-97	..... 21
Dave Ford, 1983-85	..... 21

## RUNS BATTED IN


Mike Nemeth, 2008-11	..... 211
George Springer, 2009-11	..... 196
Mike Olt, 2008-10	..... 177
Bobby Melley, 2013-16	..... 170
Brian Packin, 1997-00	..... 170
Jason Grabowski, 1995-97	..... 151
Sal Tinnerello, 1989-92	..... 150
Clarke Caudill, 1997-00	..... 149
Billy Rich, 1996-98	..... 144
LJ Mazzilli 2010-13	..... 139
Ben Huber, 2022-23	..... 132
Peter Fatse, 2007-09	..... 131
Cy Hess, 1999-02	..... 131
Pierre LePage, 2008-10	..... 130
Chris Winkel, 2017-21	..... 129
Peter Soteropoulos, 2000-03	..... 128
Sean Irey, 1991-94	..... 128
Korey Morton, 2021-24	..... 124
Chris Bisson, 1993-96	..... 123
Jerry LaPenta, 1983-86	..... 123
Mike Leonard, 2001-04	..... 118

## TOTAL BASES

Mike Nemeth, 2008-11	..... 481
George Springer, 2009-11	..... 453
LJ Mazzilli, 2010-13	..... 451
Bobby Melley, 2013-16	..... 404
Mike Olt, 2008-10	..... 378
Brian Packin, 1997-00	..... 367
Clarke Caudill, 1997-00	..... 364
Billy Rich, 1996-98	..... 353
Billy Ferriter 2010-13	..... 351
Jason Grabowski, 1995-97	..... 346
Sal Tinnerello, 1989-92	..... 342
Chris Winkel, 2017-21	..... 339
Korey Morton, 2021-24	..... 333
Chris Bisson, 1993-96	..... 324
Dennis Donovan, 2004-07	..... 324
Pat Mahoney, 2005-08	..... 319
Peter Fatse, 2007-09	..... 310
Pierre LePage, 2008-10	..... 305
John Topaa, 2016-19	..... 303
Sean Irey, 1991-94	..... 297

## WALKS

Sean Irey, 1991-94	..... 143
Jack Sundberg, 2013-16	..... 134
Mike Nemeth, 2008-11	..... 134
Bobby Melley, 2013-16	..... 132
George Springer, 2009-11	..... 128
Bryan Daniello, 2013-16	..... 108
Cy Hess, 1999-02	..... 108
Jason Grabowski, 1995-97	..... 106
Christian Fedko, 2018-2022	..... 100
Willy Mercado, 1996-99	..... 97
Clarke Caudill, 1997-00	..... 94
Jason Edgar, 1995-98	..... 94
Billy Ferriter 2010-13	..... 94
<b>Bryan Padilla, 2022-Present</b>	<b>92</b>
John Topaa, 2016-19	..... 91



## STOLEN BASES

Billy Ferriter, 2010-13	..... 100
Jack Sundberg, 2013-16	..... 82
Dennis Dwyer, 1991-94	..... 80
George Springer, 2009-11	..... 76
Nick Ahmed, 2009-11	..... 68
David Smith, 2022-23	..... 62
LJ Mazzilli, 2010-13	..... 60
Brian Specyalski, 1986-89	..... 60
Korey Morton, 2021-24	..... 57
Brian Majeski, 1992-94	..... 56
Jon Gorrie, 1999-02	..... 55
Chris Winkel, 2017-21	..... 52
Pierre LePage, 2008-10	..... 51
John Andreoli, 2009-11	..... 49
Russ D'Argento, 2001-05	..... 49
Bryan Maler, 2003-06	..... 48
Reuben Wilson, 1993-96	..... 48
Cy Hess, 1999-02	..... 46
Tom Verdi, 2011-14	..... 46
Anthony Prato, 2017-19	..... 46
Sean Irey, 1991-94	..... 45

- 180 MLB Draft Picks/Signings
- 31 All-Americans
- 70 All-Conference First Team Selections

# UConn Baseball

- Eight Conference Players of the Year
- Six Conference Pitchers of the Year
- Six Conference Coaches of the Year

## BATTING AVERAGE

Bill Loos, 1948 .....	463
Billy Rich, 1997 .....	432
Chris Bisson, 1994 .....	429
Dennis Dwyer, 1993 .....	425
Bill Stevens, 1959 .....	420
Mike Scott, 2001 .....	413
Todd Rosenthal, 1989 .....	411
Brian Majeski, 1994 .....	408
Len King, 1956 .....	405
Clarke Caudill, 1998 .....	404
George Greer, 1966 .....	403
Clarke Caudill, 2000 .....	402
Ken Cullum, 1959 .....	400
Andy Walker, 1987 .....	399
Kyler Fedko, 2021 .....	398



Clarke Caudill, 1997-00

## GAMES PLAYED

John Andreoli, 2011 .....	66
Zach Bushling, 2022 .....	66
Mike Nemeth, 2011 .....	66
George Springer, 2011 .....	66
Ben Huber, 2022 .....	66
David Smith, 2022 .....	66
T.C. Simmons, 2022 .....	66
Casey Dana, 2022 .....	66
Doug Elliot, 2011 .....	65
LJ Mazzilli, 2011 .....	65
Erik Stock, 2022 .....	65
Mike Nemeth, 2010 .....	64
Mike Olt, 2010 .....	64
George Springer, 2010 .....	64
John Toppa, 2019 .....	64
Anthony Prato, 2019 .....	64
Chris Winkel, 2019 .....	64
Billy Ferriter, 2011 .....	63
Ryan Fuller, 2011 .....	63
Nick Ahmed, 2011 .....	63

## AT BATS

Willy Yahn, 2016 .....	276
LJ Mazzilli, 2011 .....	275
Erik Stock, 2022 .....	272
Nick Ahmed, 2010 .....	267
Mike Olt, 2010 .....	264
John Andreoli, 2011 .....	262
Casey Dana, 2022 .....	262
Billy Ferriter, 2013 .....	262
Ben Huber, 2022 .....	260
LJ Mazzilli, 2013 .....	260
Vinny Siena, 2015 .....	260
Mike Nemeth, 2011 .....	259
Vinny Siena, 2013 .....	255
Mike Nemeth, 2010 .....	254
David Smith, 2022 .....	254
Dennis Donovan, 2007 .....	249
Mike Woodworth, 2019 .....	249
Pierre LePage, 2010 .....	248
Doug Elliot, 2011 .....	247
Bryan Daniello, 2016 .....	246
Dominic Freeberger, 2023 .....	246
George Springer, 2011 .....	245

## RUNS


George Springer, 2010 .....	84
George Springer, 2009 .....	75
David Smith, 2023 .....	70
Ben Huber, 2022 .....	69
Mike Olt, 2010 .....	67
Jason Edgar, 1997 .....	67
Erik Stock, 2022 .....	65
Vinny Siena, 2015 .....	64
David Smith, 2022 .....	64
Mike Nemeth, 2010 .....	63
Pierre LePage, 2010 .....	63
George Springer, 2011 .....	61
Billy Rich, 1997 .....	61
Clarke Caudill, 2000 .....	60
Brian Tisbert, 1999 .....	60
Dominic Freeberger, 2023 .....	60
Jon Gorrie, 2002 .....	59
Mike Woodworth, 2019 .....	59
Nick Ahmed, 2010 .....	57

## HITS

Erik Stock, 2022 .....	99
Mike Nemeth, 2010 .....	98
Vinny Siena, 2015 .....	94
LJ Mazzilli, 2011 .....	93
Mike Nemeth, 2011 .....	93
LJ Mazzilli, 2013 .....	92
Willy Yahn, 2016 .....	88
Ben Huber, 2022 .....	85
Dominic Freeberger, 2023 .....	85
Mike Scott, 2001 .....	85
George Springer, 2011 .....	84
Mike Olt, 2010 .....	84
John Andreoli, 2011 .....	83
Dennis Donovan, 2007 .....	83
Casey Dana, 2022 .....	82
George Springer, 2010 .....	82
Billy Rich, 1997 .....	82
Billy Ferriter, 2010 .....	81
Pierre LePage, 2010 .....	81

## DOUBLES

Ryan Fuller, 2011 .....	27
Erik Stock, 2022 .....	25
LJ Mazzilli, 2011 .....	23
George Springer, 2011 .....	23
Mike Nemeth, 2009 .....	22
Casey Dana, 2022 .....	21
Ben Huber, 2023 .....	21
Blake Davey, 2015 .....	21
Pierre LePage, 2010 .....	20
Mike Nemeth, 2010 .....	20
Clarke Caudill, 1999 .....	20
Ben Huber, 2022 .....	20
Billy Rich, 1997 .....	20
Willy Yahn, 2016 .....	20
Brian Tisbert, 1999 .....	19
Craig MacDonald, 1992 .....	19
LJ Mazzilli, 2012 .....	19
Bobby Melley, 2015 .....	19
<b>T.C. Simmons, 2022 .....</b>	<b>19</b>
David Smith, 2023 .....	19



Mike Olt, 2008-10

## TRIPLES

Keith Wetjen, 1994 .....	6
David Smith, 2022 .....	5
Ryan Fuller, 2012 .....	5
Chris Winkel, 2019 .....	5
LJ Mazzilli, 2011 .....	5
Billy Ferriter, 2010 .....	5
Dan Trubia, 2002 .....	5
Clarke Caudill, 2000 .....	5
Brian Majeski, 1994 .....	5
Brian Majeski, 1993 .....	5
Jim Considine, 1979 .....	5
Randy LaVigne, 1979 .....	5
Jim Toler, 1977 .....	5



Brian Packin, 1997-00

## HOME RUNS

Mike Olt, 2010 .....	23
Brian Packin, 1999 .....	19
George Springer, 2010 .....	18
Jason Grabowski, 1996 .....	18
Joe DeRoche-Duffin, 2016 .....	17
Ben Huber, 2023 .....	17
George Springer, 2009 .....	16
Jason Edgar, 1997 .....	16
Jason Grabowski, 1997 .....	16
Mike Nemeth, 2010 .....	15
Billy Rich, 1998 .....	15
Jerry LaPenta, 1986 .....	15
Isaac Feldstein, 2018 .....	14
Luke Broadhurst, 2023 .....	14
Luke Broadhurst, 2024 .....	14
<b>Maddix Dalena, 2024 .....</b>	<b>13</b>
Mike Olt, 2008 .....	13

## RUNS BATTED IN

Mike Nemeth, 2010 .....	84
George Springer, 2011 .....	77
Mike Olt, 2010 .....	76
Ben Huber, 2022 .....	66
Ben Huber, 2023 .....	66
George Springer, 2010 .....	62
Reggie Crawford, 2021 .....	62
Casey Dana, 2022 .....	61
Mike Olt, 2008 .....	61
Dominic Freeberger, 2023 .....	61
Matt Donlan, 2022 .....	60
Brian Packin, 1999 .....	60
Jason Grabowski, 1996 .....	59
Ryan Fuller, 2011 .....	58
Billy Rich, 1998 .....	58
Luke Broadhurst, 2024 .....	58
Pierre LePage, 2010 .....	57
George Springer, 2009 .....	57
Jason Grabowski, 1997 .....	57

## TOTAL BASES

Mike Olt, 2010 .....	174
Mike Nemeth, 2010 .....	165
Erik Stock, 2022 .....	162
George Springer, 2010 .....	160
George Springer, 2011 .....	149
George Springer, 2009 .....	144
Casey Dana, 2022 .....	143
Billy Rich, 1997 .....	143
Ben Huber, 2023 .....	143
Ben Huber, 2022 .....	142
Jason Grabowski, 1996 .....	140
LJ Mazzilli, 2011 .....	135
Jason Edgar, 1997 .....	135
Vinny Siena, 2015 .....	135
LJ Mazzilli, 2013 .....	134
Korey Morton, 2024 .....	133
Peter Fatse, 2009 .....	132
Kyler Fedko, 2021 .....	132
Glenn Katz, 1998 .....	131
LJ Mazzilli, 2012 .....	131

## WALKS

George Springer, 2010 .....	60
Jason Grabowski, 1997 .....	50
Jack Sundberg, 2015 .....	47
Sean Irely, 1993 .....	46
Christian Fedko, 2019 .....	46
T.C. Simmons, 2022 .....	46
Mike Nemeth, 2011 .....	45
Jack Sundberg, 2016 .....	45
David Smith, 2023 .....	45
Bobby Melley, 2016 .....	44
John Toppa, 2019 .....	41
Sean Irely, 1992 .....	40
Tom Capalbo, 1981 .....	40
Mike Woodworth, 2019 .....	40
Matt Burnett, 2009 .....	39
Cy Hess, 2001 .....	39
Ben Huber, 2022 .....	39
Luke Broadhurst, 2023 .....	39

## STOLEN BASES

Dennis Dwyer, 1993 .....	40
David Smith, 2023 .....	39
Dennis Dwyer, 1994 .....	39
Nick Ahmed, 2010 .....	34
Billy Ferriter, 2010 .....	33
Jack Sundberg, 2015 .....	33
George Springer, 2010 .....	33
George Springer, 2011 .....	31
Jon Gorrie, 2002 .....	31
Brian Specyalski, 1989 .....	31
Pierre LePage, 2010 .....	29
LJ Mazzilli, 2013 .....	29
Reuben Wilson, 1996 .....	28
Billy Ferriter, 2013 .....	27
Brian Majeski, 1994 .....	27
Jack Sundberg, 2014 .....	27
<b>Caleb Shpur, 2024 .....</b>	<b>26</b>
John Andreoli, 2010 .....	24
Billy Ferriter, 2012 .....	24
Glenn Katz, 1999 .....	24



Bill Stevens, 1957-59

Bold Indicates Returning Player

# Husky Record Book: Single Season Hitting



- Five College World Series Appearances
- 25 NCAA Tournament Appearances
- 3-Time NCAA Super Regional Participant

# UConn Baseball

- 2016 American Conference Champions
  - 10-Time BIG EAST Champions
- 17 Yankee Conference Championships

## Career Pitching Records

### EARNED RUN AVERAGE

Jack Taylor, 1973-76 .....	1.00
Joe Clement, 1959-61 .....	1.06
Tom Lawton, 1965-67 .....	1.30
Ed Jones, 1961-63 .....	1.37
Ed Baird, 1966-68 .....	1.40
Bob Wedin, 1956-58 .....	1.48
John Risley, 1958-60 .....	1.49
Brian Herosian, 1971-73 .....	1.57
Scott Oberg, 2009-12 .....	1.59
Craig Jones, 1964 .....	1.69
Jim Jachym, 1970-72 .....	1.79
Pete Carlin, 1968-70 .....	1.92
Hy Chapin, 1948-49 .....	1.98
Don Kilbreth, 1954-56 .....	2.01
Bill Hogerty, 1967-69 .....	2.12
Steve Gulyas, 1963-65 .....	2.12
Bill Risley, 1955-57 .....	2.13
Mark Winters, 1979-80 .....	2.13
Carson Cross, 2012-Pres .....	2.13
Richard Love, 1948-50 .....	2.16
Brian Bach, 1968-69 .....	2.18

### WINS

Tom Germano, 1974-77 .....	26
Greg Nappo, 2007-11 .....	25
Matt Barnes, 2009-11 .....	24
Patrick Sperone, 1999-02 .....	22
Anthony Kay, 2014-16 .....	22
Carson Cross, 2012-15 .....	22
Ed Baird, 1966-68 .....	19
Mason Feole, 2017-19 .....	19
John Kelly, 1992-94 .....	18
Austin Peterson 2021-22, .....	18
Robert Van Woert, 2007-11 .....	17
Nick Tucci, 2002-06 .....	17
Erik Drown, 1999-03 .....	17
Dennis Long, 1977-80 .....	17
Garrett Coe, 2021-24 .....	17
Jordan Tabakman, 2012-15 .....	16
Aaron Quinn, 1991-94 .....	16
Joe Clement, 1959-61 .....	16
Jim Jachym, 1970-72 .....	16

### APPEARANCES

Dan Feehan, 2010-13 .....	96
David Erickson, 2005-09 .....	87
CJ Dandeneau, 2016-19 .....	87
Mike James, 2001-04 .....	76
Garrett Coe, 2021-24 .....	74
Ted Garry, 2004-07 .....	73
Patrick Ruotolo, 2014-16 .....	72
David Mahoney, 2012-14 .....	71
Scott Oberg, 2009-12 .....	71
Jacob Wallace, 2017-19 .....	71
<b>Brady Afthim, 2022-Present. 70</b>	
Caleb Wurster, 2018-21 .....	67
David Fischer, 2009-12 .....	66
Devin Over, 2014-16 .....	65
Robert Barton, 1999-03 .....	64
Justin Willis, 2021-23 .....	64
P.J. Poulin, 2016-18 .....	64

### COMPLETE GAMES

Dennis Long, 1977-80 .....	19
Mark Winters, 1979-80 .....	18
John Kelly, 1992-94 .....	16
Ed Baird, 1966-68 .....	16
Scott Ryan, 1983-86 .....	15
Ed Jones, 1961-63 .....	14
Mike Galati, 1994-98 .....	13
Brian Herosian, 1971-73 .....	13
Tom Germano, 1974-77 .....	12
Richard Love, 1948-50 .....	12
Charles Nagy, 1987-88 .....	11
Patrick Sperone, 1999-02 .....	11

### SAVES

Justin Willis, 2021-23 .....	28
Mike James, 2001-04 .....	22
Kevin Vance, 2009-11 .....	21
Patrick Ruotolo, 2014-16 .....	20
David Erickson, 2005-09 .....	20
Jacob Wallace, 2017-19 .....	19
Matt Karl, 2005-08 .....	18
P.J. Poulin, 2016-18 .....	17
John Russell, 2017 .....	14
Caleb Wurster, 2018-21 .....	12
Scott Oberg, 2009-12 .....	11
Ted Garry, 2004-07 .....	9
<b>Brady Afthim, 2022-24 .....</b>	<b>8</b>

### SHUTOUTS

Brian Herosian, 1971-73 .....	7
Mark Winters, 1979-80 .....	6
Ed Baird, 1966-68 .....	6
Ed Jones, 1961-63 .....	6
Pete Carlin, 1968-70 .....	5
Matt Barnes, 2009-11 .....	4
Tom Germano, 1974-77 .....	4
Jim Jachym, 1970-72 .....	4
Dennis Long, 1977-80 .....	4
Tom Lawton, 1965-67 .....	4
Pete Walker, 1989-90 .....	4

### INNINGS PITCHED

Greg Nappo, 2007-11 .....	311.1
Anthony Marzi, 2011-14 .....	299.1
Anthony Kay, 2014-16 .....	286.0
Jordan Tabakman, 2012-15 .....	269.1
Patrick Sperone, 1999-02 .....	261.2
Mason Feole, 2017-19 .....	260.1
Matt Barnes, 2009-11 .....	256.2
Elliot Glynn, 2008-11 .....	255.1
Tom Germano, 1974-77 .....	255.0
Carson Cross, 2012-15 .....	254.0
Dennis Long, 1977-80 .....	251.0
Tim Norton, 2003-06 .....	249.2
Brian Ward, 2011-14 .....	229.0
Brendan McGinn, 2003-07 .....	223.2
John Kelly, 1992-94 .....	219.0
Nick Tucci, 2002-06 .....	214.1
Jesse Carlson, 2000-02 .....	213.0
Tim Cate, 2016-18 .....	210.2
Chris DeBrisco, 1998-00 .....	208.0
Garrett Coe, 2021-24 .....	207.1
Mike Galati, 1994-98 .....	206.1
Rich Sirois, 2004-07 .....	205.1

### STRIKEOUTS

Mason Feole, 2017-19 .....	278
Tim Cate, 2016-18 .....	270
Anthony Kay, 2014-16 .....	263
Matt Barnes, 2009-11 .....	247
Ed Baird, 1966-68 .....	243
Wills Montgomerie, 2015-17 .....	226
Tim Norton, 2003-06 .....	226
Austin Peterson, 2021-22 .....	226
Carson Cross, 2012-15 .....	222
Anthony Marzi, 2011-14 .....	217
Greg Nappo, 2007-11 .....	215
Brian Herosian, 1971-73 .....	214
Tom Germano, 1974-77 .....	206
<b>Ian Cooke, 2022-Present. 199</b>	
Charles Nagy, 1987-88 .....	194
Jesse Carlson, 2000-02 .....	186
Garrett Coe, 2021-24 .....	183
John Kelly, 1992-94 .....	181
Bob Wedin, 1956-58 .....	179
Patrick Sperone, 1999-02 .....	178
Jim Jachym, 1970-72 .....	175
Greg Biercevicz, 1974-77 .....	172
Brian Ward, 2011-14 .....	166

## Single Season Pitching Records

### EARNED RUN AVERAGE (MIN. 10 APP.)

**App.)**

Ed Jones, 1963 ..0.26 (NCAA Record)	
Tom Lawton, 1965.....	0.37
Jack Taylor, 1976.....	0.44
Brian Herosian, 1971 .....	0.62
Jacob Wallace, 2019 .....	0.64
John Risley, 1960 .....	0.70
Jack Sullivan, 2022.....	0.79
Ed Baird, 1967.....	0.84
Al Belanger, 1961.....	0.84
Joe Clement, 1960.....	0.91
Jack Taylor, 1974.....	0.94
Joe Clement, 1961.....	0.97
Scott Oberg, 2012 .....	0.99
Richard Love, 1948.....	1.02
Russ Rotko, 1964 .....	1.03
Bob Wedin, 1957.....	1.04
Steve Lake, 1975 .....	1.07
Brad Leach, 1960 .....	1.08
Jim Jachym, 1970.....	1.15

### WINS

Colin McLaughlin, 1979 .....	12
Matt Barnes, 2011 .....	11
Pat Gallagher, 2022 .....	11
Tom Germano, 1976 .....	11
Austin Peterson, 2022 .....	11
Greg Nappo, 2011 .....	10
Carson Cross, 2015 .....	10
Tom Germano, 1977 .....	10
Nick Tucci, 2006 .....	9
Carson Cross, 2013 .....	9
Anthony Kay, 2016 .....	9
Mason Feole, 2018 .....	9
Matt Barnes, 2010 .....	8
Greg Nappo, 2010 .....	8
Brendan McGinn, 2007 .....	8
Aaron Quinn, 1994 .....	8
Ed Baird, 1967 .....	8
Ed Jones, 1963 .....	8
Joe Clement, 1961 .....	8
John Risley, 1959 .....	8

### APPEARANCES

Caleb Wurster, 2019 .....	36
Zach Fogell, 2023 .....	36
David Mahoney, 2013 .....	34
P.J. Poulin, 2018 .....	31
CJ Dandeneau, 2019 .....	31
Brendan O'Donnell .....	31
Jacob Wallace, 2019 .....	30
Scott Oberg, 2010 .....	30
Doug Domnarski, 2016 .....	29
Braden Quinn, 2024 .....	29
Dusty Odenbach, 2009 .....	28
David Mahoney, 2014 .....	27
Dan Feehan, 2011 .....	27
Kevin Vance, 2011 .....	27
David Erickson, 2009 .....	27
Randy Polonia, 2016 .....	26
Ryan Radue, 2017 .....	25

### SHUTOUTS

Mark Winters, 1980 .....	4
Pete Carlin, 1978 .....	4
Ed Jones, 1963 .....	4
Colin McLaughlin, 1979 .....	3
Tom Germano, 1976 .....	3
Brian Herosian, 1971 .....	3
Jim Jachym, 1970 .....	3
Ed Baird, 1968 .....	3

### SAVES

P.J. Poulin, 2018 .....	16
Jacob Wallace, 2019 .....	16
Justin Willis, 2022 .....	15
John Russell, 2017 .....	14
Kevin Vance, 2011 .....	13
Patrick Ruotolo, 2016 .....	12
David Erickson, 2009 .....	12
Justin Willis, 2023 .....	12
Matt Karl, 2007 .....	11
Mike James, 2003 .....	11
Mike James, 2002 .....	9
Scott Oberg, 2012 .....	9

### INNINGS PITCHED

Matt Barnes, 2011 .....	121.0
Anthony Kay, 2016 .....	119.0
Colin McLaughlin, 1979 .....	111.0
Carson Cross, 2013 .....	110.2
Austin Peterson, 2022 .....	110.1
Carson Cross, 2015 .....	106.0
Stephen Quigley, 2024 .....	103.1
Garrett Coe, 2024 .....	103.1
Pat Gallagher, 2022 .....	103.0
<i>Mason Feole, 2018 .....</i>	<i>100.2</i>
Anthony Kay, 2015 .....	100.0
Anthony Marzi, 2012 .....	98.2
Anthony Marzi, 2013 .....	98.1
Greg Nappo, 2010 .....	97.1
Greg Nappo, 2011 .....	95.2
Bob Hoffer, 1981 .....	95.0
Mark Winters, 1980 .....	95.0
Pete Carlin, 1970 .....	93.1
Anthony Marzi, 2014 .....	92.2
Tim Norton, 2006 .....	92.2
John Kelly, 1993 .....	92.1
Ben Casparius, 2021 .....	91.2

### STRIKEOUTS

Austin Peterson, 2022 .....	147
Colin McLaughlin, 1979 .....	138
Ben Casparius, 2021 .....	127
Mason Feole, 2018 .....	120
Matt Barnes, 2011 .....	117
Wills Montgomerie, 2017 .....	116
Charles Nagy, 1988 .....	113
Anthony Kay, 2016 .....	111
Pat Gallagher, 2022 .....	110
Carson Cross, 2015 .....	108
Tim Cate, 2017 .....	102
Tim Cate, 2016 .....	101
Greg Biercevicz, 1977 .....	97
Tim Norton, 2006 .....	96
Anthony Kay, 2015 .....	96
Ed Baird, 1967 .....	94
Josh Santos, 1998 .....	91
Wills Montgomerie, 2016 .....	87
Stephen Quigley, 2024 .....	87
Carson Cross, 2013 .....	86

### COMPLETE GAMES

Mark Winters, 1980 .....	10
Colin McLaughlin, 1979 .....	9
John Kelly, 1993 .....	8
Charles Nagy, 1988 .....	8
Bob Hoffer, 1981 .....	8
Mark Winters, 1979 .....	8
Jeff Hourigan, 2004 .....	7
Patrick Sperone, 2001 .....	7
Aaron Quinn, 1994 .....	7
Pete Walker, 1990 .....	7
Scott Ryan, 1986 .....	7
Tom Germano, 1976 .....	7
Ed Baird, 1968 .....	7
Joe Clement, 1961 .....	7
Ed Jones, 1963 .....	7

Bold Indicates Returning Player

- 180 MLB Draft Picks/Signings
- 31 All-Americans
- 70 All-Conference First Team Selections

# UConn Baseball

- Eight Conference Players of the Year
- Six Conference Pitchers of the Year
- Six Conference Coaches of the Year

## Fielding Records

### Single Season

#### PUTOUTS

Mike Nemeth, 2010 ....	628
Mike Nemeth, 2011 ....	615
Matt Untiet, 2007 .....	588
Bobby Melley, 2013.....	558
Mike Nemeth, 2009 ....	553
Matt Donlan, 2022.....	529
Bobby Melley, 2015.....	523
Matt Untiet, 2006 .....	493
Bobby Melley, '14, '16....	476
Mike Nemeth, 2008 ....	460
Chris Winkel, 2019 .....	451
Doug Elliot, 2011.....	449
Ben Huber, 2022 .....	439
Zac Susi, 2017 .....	434
Pat Winkel, 2021 .....	430
Jim Tonelli, 1992 .....	417
Todd Rosenthal, 1990..	417
Zac Susi, 2016 .....	408
Brian Packin, 1999.....	407
Chris Winkel, 2018 ....	404

#### ASSISTS

Nick Ahmed, 2010 .....	224
Dennis Donovan, 2007	194
Nick Ahmed, 2011 .....	191
LJ Mazzilli, 2013.....	188
LJ Mazzilli, 2012.....	177
Pierre LePage, 2009....	176
Tom Verdi, 2013.....	174
Pierre LePage, 2010....	173
Tom Verdi, 2012.....	172
Vinny Siena, 2014 .....	171
Nick Ahmed, 2009 .....	165
Dale Brannon, 2007 ....	165
Dennis Donovan, 2006	162
Vinny Siena, 2015 .....	161
Anthony Prato, 2019...	159
Pierre LePage, 2008....	158
Tally Noble, 1981.....	154
Paul Funk, 1993 .....	153
Bryan Daniello, 2016...	151
Mike Olt, 2008 .....	151

#### ERRORS

Joe Kagerer, 1999.....	23
Andy Walker, 1987.....	23
Tally Noble, 1981.....	23
Jason Edgar, 1997 .....	22
Keith Wetjen, 1994.....	22
Joe Kagerer, 2001.....	21
Mike Olt, 2009 .....	21

#### Career

#### PUTOUTS

Mike Nemeth, 08-11 .	2256
Bobby Melley, 13-16 .	2033
Matt Untiet, 04-07 ....	1250
Chris Winkel, 17-21 ..	1240
Todd Rosenthal, 89-92	1203
Jim Tonelli, 91-94 ....	1001
Mike Leonard, 01-04 ...	944
Max McDowell, 13-15..	926
Larry Day, 04-07 .....	925
Doug Elliot, 08-11 .....	913
Joe Pavone, 08-12 .....	889
Dave Ford, 83-85 .....	883
Chris Bisson, 93-96 ....	857
Zac Susi, 2017 .....	842
Gary Woodfield, 77-79	835

#### ASSISTS

D. Donovan, 04-07 .....	599
Nick Ahmed, 09-11 .....	580
Paul Funk, 90-93.....	512
Pierre LePage, 08-10...	507
LJ Mazzilli, 2010-13 ....	502
Tom Verdi, 2011-14 ....	490
Sean Irely, 91-94 .....	477
Joe Kagerer, 98-00 .....	454
Bryan Daniello, 2013-16	427
Brian Tisbert, 99-01....	427
Vinny Siena, 13-15 .....	412
Mike Olt, 08-10 .....	398
Jason Edgar, 95-98 .....	397
Dale Brannon, 06-09....	379
Pat Mahoney, 05-08 ....	377
Tally Noble, 79-82 .....	367
C. MacDonald, 89-92 ..	341
Alex Rodriguez, 95-98.	321

#### ERRORS

Tally Noble, 79-82 .....	63
D. Donovan, 04-07 .....	60
Joe Kagerer, 98-00 .....	59
Jason Edgar, 95-98 .....	57
Mike Olt, 08-10 .....	53
Paul Funk, 90-93.....	51
Pat Mahoney, 05-08 .....	51
Sean Irely, 91-94 .....	47
Lj Mazzilli, 2010-13.....	47
Reuben Wilson, 93-96 ...	46
Nick Ahmed, 09-11 .....	44
Brian Specyski, 86-89..44	
Bryan Daniello, 2013-16.43	
Tom Verdi, 11-14.....	41

## Team Records (1960-

BATTING AVG.	RUNS BATTED	STOLEN BASES	STRIKEOUTS
.343 ....1998	IN	171 .....2010	642 .....2022
.324 ....1997	492 .....2010	127 .....2011	575 .....2017
.322 ....2010	484 .....2022	122 .....2023	562 .....2021
.320 ....2002	441 .....2023	121 .....2013	558 .....2016
.320 ....2000	403 .....2009	112 .....1993	558 .....2019
AT-BATS	390 .....2011	111 .....1994	554 .....2023
2337....2011	DOUBLES	96 .....2001	541 .....2024
2327....2010	166 .....2022	50 .....2022	534 .....2018
2330....2022	140 .....2010	48 .....2010	482 .....2015
2166.....2013	132 .....2011	45 .....2011	460 .....2011
2143....2009	128 .....1999	44 .....2023	455 .....2009
RUNS	127 .....2023	39 .....2019	397 .....2010
542 .....2010	TRIPLES	39 .....2006	ERA
528 .....2022	26 .....1994	38 .....2016	1.57 ....1971
476 .....2023	25 .....1979	37 .....2018	1.59 ....1965
447 .....2009	24 .....2010	30 .....1995	1.71 ....1976
424 .....2011	24 .....2022	31 .....2014	1.86 ....1968
403 .....2006	19 .....2011	29 .....2004	2.06 ....1972
HITS	87 .....2024	29 .....2004	INNING PITCHED
750 .....2010	HOME RUNS	29 .....2004	592.1...2011
722 .....2011	83 .....2023	20 .....2022	592.1...2022
699 .....2022	83 .....2010	20 .....2022	574.0...2013
681 .....2009	83 .....2022	20 .....2018	568.2...2007
641 .....2023	78 .....2023	19 .....2019	561.0.....2019

## Team Awards

### LAWRENCE R. PANCIERA MVP AWARD selected by team

1982.. Douglas Elliot, C	2005.. Jeff Hourigan, 1B/P
1983.. Paul Tinkham, C	2006.. Tim Norton, P
1984.. William Crowley, DH	2007.. Dennis Donovan, SS
1985.. David Ford, 1B	2008.. Mike Olt, SS
1986.. Jerry LaPenta, 3B/1B	2009.. George Springer, OF
1987.. David Lanese, 1B/P	2010.. Mike Olt, 3B
1988.. Charles Nagy, P	2011.. Doug Elliot, C
1989.. Pete Walker, P/DH/1B	2012.. Scott Oberg, RHP
1990.. Marek Drabinski, C	2013.. LJ Mazzilli, 2B
1991.. Todd Rosenthal, 1B	2014.. Bobby Melley, 1B
1992.. Craig MacDonald, 2B	2015.. Vinny Siena, 2B
1993.. Dennis Dwyer, RF	2016.. Anthony Kay, LHP
1994.. Aaron Quinn, P	2017.. John Russell, RHP
1995.. Jason Grabowski, C	2018.. Mason Feole & P.J. Poulin, LHP
1996.. Jason Grabowski, SS/C	2019.. Jacob Wallace, RHP
1997.. Billy Rich, OF	2020.. Kyle Fedko, OF
1998.. Josh Santos, P	2021.. Matt Donlan, C
1999.. Brian Esposito, C	2022.. Dominic Freeberger, INF/P
2000.. Clarke Caudill, OF/C	2023.. Dominic Freeberger, INF/P
2001.. Mike Scott, OF	2024.. Corey Morton, OF
2002.. Cy Hess, CF	
2003.. Pete Soteropoulos, 1B/LHP	
2004.. Marc Peluso, 1B	

### DONALD "DEE" ROWE

#### SCHOLAR-ATHLETE AWARD selected by the coaches

1994.. James Penders, C	2010.. Doug Elliot, C
1995.. Keith Wetjen, SS	2011.. Mike Nemeth, 1B
1996.. Jeff Velez, P	2012.. David Mahoney, LHP
1997.. Matt Zawulich, OF	2013.. Will Jolin, RHP
1998.. Alex Rodriguez, SS	2014.. Ryan Radue, RHP
1999.. Greg Stillman, OF	2015.. Ryan Radue, RHP
2000.. Greg Stillman, OF	2016.. Ryan Radue, RHP
2001.. Mike Scott, OF	2017.. Isaac Feldstein, OF
2002.. Mike Leonard, C	2018.. Chris Winkel, 1B
2003.. Andrew Harris, OF	2019.. Chris Winkel, 1B
2004.. Dave Tokarz, OF	2020.. Caleb Wurster, LHP
2005.. Nick Tucci, P	2021.. Enzo Stefanoni, RHP
2006.. Josh Farkes, OF	2022.. Ryan Hyde, C
2007.. Trent DeLazzer, RHP	2023.. Caleb Shpur, OF
2008.. Pierre LePage, 2B	
2009.. Pierre LePage, 2B	

### MRS. MARY DROPO UNSUNG HERO AWARD

presented to the player who does the little things that make the team a success as decided by the coaches

1992.. Gianni Ragaini, C	2012.. Billy Ferriter, OF
1993.. Gianni Ragaini, C	2013.. David Mahoney, LHP
1994.. Paul Funk, SS	2014.. Jordan Tabakman, RHP
1995.. Jim Tonelli, 1B	2015.. Brian Ward, LHP
1996.. Matt Zawulich, OF	2016.. Anthony Kay, LHP
1997.. Dennis Regan, C/OF	2017.. Bryan Daniello, SS
1998.. Matt Zawulich, OF	2018.. Alex LeFevre, C
1999.. Clarke Caudill, C/OF/3B	2019.. Troy Stefanski, OF
2000.. Brian Esposito, C	2020.. Caleb Wurster, LHP
2001.. Kevin Wissner, 3B	2021.. Chris Winkel, OF
2002.. Chris DeBrisco, P	2022.. Erik Stock, OF
2003.. Cy Hess, CF	2023.. Casey Dana, OF
2004.. Tony Mallozzi, LF	2024.. Paul Tammamro & Jake Studley
2005.. Joe Smeragliano, P	
2006.. Larry Day, C	
2007.. Dennis Donovan, SS	
2008.. Matt Untiet, IF	
2009.. Pierre LePage, 2B	
2010.. John Folino, RHP	
2011.. Billy Ferriter, OF	
2012.. John Andreoli, OF	
2013.. Greg Nappo, LHP	

### JAMES ALLEN PITCHING AWARD

presented to the pitcher who, in the likes of James Allen, is accomplished, well-conditioned, a team player and a solid student

1994.. Aaron Quinn, RHP	2012.. Scott Oberg, RHP
1995.. John Fisher, RHP	2013.. Carson Cross, RHP
1996.. Joel Nadeau, RHP	2014.. Anthony Marzi, LHP
1997.. Chris Barton, RHP	2015.. Anthony Kay, LHP
1998.. Scott Berney, RHP	2016.. Carson Cross, RHP
1999.. Pat Sperone, RHP	2017.. Anthony Kay, LHP
2000.. Pete Soteropoulos, LHP	2018.. John Russell, RHP
2001.. Pat Sperone, RHP	2019.. Mason Feole, LHP
2002.. Erik Drown, RHP	2020.. Jacob Wallace, RHP
2003.. Mike James, RHP	2021.. Caleb Wurster, LHP
2004.. Jeff Hourigan, RHP	2022.. Austin Peterson, RHP
2005.. Tim Norton, RHP	2023.. Zach Fogell, LHP
2006.. Tim Norton, RHP	2024.. Braden Quinn, LHP
2007.. Mike Tarsi, LHP	
2008.. David Erickson, RHP	
2009.. David Erickson, RHP	
2010.. Scott Oberg, RHP	
2011.. Matt Barnes, RHP	

### HIRSCHHORN FOUNDATION AWARD

presented to the player who achieved exceptional mental toughness, overcome numerous setbacks and transformed adversity to opportunity

2005..Dennis Donovan, SS	2016..Ryan Radue, RHP
2006..Nick Tucci, RHP	2017..Willy Yahn, 3B
2007..David Erickson, RHP	2018..Mike Woodworth & P.J. Poulin
2008..John Folino, RHP	2019..Mike Woodworth & CJ Dandeneau
2009..Scott Oberg, RHP	2020..Korey Polonia, RHP
2010..Elliot Glynn, LHP	2021..Korey Morton & Devin Kirby
2011..Nick Ahmed & Tim Martin	2022..Ben Huber, 1B
2012..Anthony Marzi, LHP	2023..Ryan Hyde, C
2013..Tom Verdi, SS	
2014..Devin Over, RHP	
2015..Max McDowell, C	

# Husky Record Book: Fielding/Team Awards



All-Time Team Statistics (1960--2024)

Year-By-Year Hitting

	G	AVG.	AB	R	H	RBI	2B	3B	HR	SB	BB	SO
2024	61	.273	2070	392	566	370	118	7	87	83	250	476
2023	61	.302	2120	476	641	441	127	12	78	122	335	477
2022	66	.300	2330	528	699	484	166	24	83	72	310	491
2021	53	.300	1848	384	554	359	113	12	67	63	211	393
2020	13	.277	466	83	129	72	30	3	6	12	42	116
2019	64	.277	2131	369	590	336	116	15	40	68	294	442
2018	60	.284	2076	332	590	298	105	10	38	80	195	429
2017	58	.257	1948	287	500	251	98	16	19	61	186	369
2016	63	.274	2160	388	592	349	108	11	47	61	261	401
2015	60	.288	2087	389	602	358	115	10	44	85	280	417
2014	58	.268	2004	286	537	253	82	7	22	83	218	318
2013	63	.270	2166	318	584	271	83	14	20	121	255	389
2012	59	.285	2054	297	585	275	99	14	29	77	177	344
2011	66	.309	2337	424	722	390	132	19	34	127	238	349
2010	64	.322	2327	542	750	492	140	24	83	171	285	390
2009	60	.318	2143	447	681	403	126	17	51	69	230	347
2008	55	.290	1956	363	568	325	101	10	38	91	217	360
2007	61	.274	2054	307	562	272	92	5	35	49	184	346
2006	58	.312	2020	403	631	363	109	12	33	70	194	291
2005	56	.303	1895	376	574	328	123	18	26	74	205	284
2004	56	.296	1827	340	540	300	84	9	28	75	215	302
2003	47	.307	1576	326	484	293	81	16	36	56	184	297
2002	50	.320	1707	388	547	340	105	11	40	82	191	307
2001	51	.308	1724	323	531	279	101	19	30	96	175	304
2000	49	.320	1695	361	542	339	109	16	45	55	191	266
1999	51	.308	1764	382	543	348	128	12	58	62	201	318
1998	42	.343	1532	365	526	339	101	11	60	76	188	270
1997	47	.324	1582	399	513	360	99	11	69	51	242	289
1996	47	.303	1626	351	493	323	97	14	62	75	200	257
1995	44	.266	1460	253	388	224	75	7	41	68	182	297
1994	48	.319	1669	398	533	349	94	26	49	111	218	239
1993	46	.287	1549	290	445	253	78	17	32	112	210	219
1992	46	.295	1555	326	458	286	90	14	28	61	202	185
1991	42	.293	1398	249	409	210	74	11	20	60	167	167
1990	47	.285	1595	267	455	236	81	4	20	28	165	183
1989	43	.292	1416	242	413	209	66	4	20	76	134	178
1988	42	.257	1381	207	355	176	46	15	14	25	152	175
1987	39	.320	1345	284	430	260	65	10	40	31	183	174
1986	39	.280	1284	226	360	187	66	4	39	14	129	156
1985	45	.295	1444	267	426	247	69	5	61	21	167	219
1984	39	.286	1292	221	370	202	80	3	30	38	152	174
1983	34	.300	1094	201	328	175	61	10	23	42	155	114
1982	31	.261	953	134	249	112	35	7	16	28	129	133
1981	45	.299	1546	307	462	271	92	11	32	59	200	178
1980	42	.269	1284	192	345	165	52	15	22	26	154	172
1979	44	.270	1397	273	377	226	66	25	25	57	220	227
1978	31	.284	1005	161	285	141	51	8	17	25	115	129
1977	36	.287	1129	208	325	182	51	15	27	27	118	145
1976	31	.244	937	163	229	141	34	8	15	22	147	123
1975	23	.259	776	122	201	107	29	3	10	6	109	100
1974	21	.247	683	121	169	101	24	4	6	10	141	101
1973	19	.245	592	81	145	72	24	6	3	17	88	80
1972	27	.264	984	164	260	124	35	10	6	18	148	166
1971	24	.248	813	149	202	120	46	14	10	32	144	133
1970	30	.256	964	139	247	115	47	9	9	13	130	153
1969	26	.208	827	72	172	61	26	5	1	16	93	166
1968	27	.236	870	102	205	83	20	4	9	19	114	155
1967	21	.250	716	111	179	94	24	9	4	32	116	116
1966	18	.287	641	117	184	104	23	11	14	16	74	78
1965	25	.217	838	100	182	84	31	13	4	16	129	170
1964	21	.234	663	83	155	75	19	10	7	20	82	92
1963	23	.263	805	128	212	105	26	11	13	25	104	155
1962	15	.245	515	77	126	64	20	0	2	10	62	79
1961	31	.256	1047	152	269	124	22	15	6	44	192	165
1960	16	.257	537	80	138	62	22	7	3	--	58	81

Year-By-Year Pitching

	G	W-L-T	PCT.	SV	FRA	IP	HITS	RUNS	ER	BB	SO
2024	61	35-26	.573	13	5.14	530.1	535	342	303	248	541
2023	61	44-17	.721	14	4.91	543.0	559	332	296	252	554
2022	66	50-16	.758	20	3.78	592.1	575	291	249	191	642
2021	53	34-19	.642	13	4.22	462.1	399	260	217	205	562
2020	13	8-5	.615	3	4.11	114.0	95	69	52	66	124
2019	65	39-25	.609	19	3.98	561.0	542	298	248	270	558
2018	60	37-22	.625	20	4.09	525.2	516	283	239	241	534
2017	58	33-25	.567	17	3.84	513.2	496	259	219	239	575
2016	62	38-25-0	.603	18	3.58	556.0	500	256	221	216	558
2015	60	35-25-0	.583	8	2.94	536.1	449	224	193	193	482
2014	58	27-31-0	.466	10	3.19	524.0	494	243	186	256	371
2013	63	35-28-0	.556	15	3.42	574.0	552	271	218	210	398
2012	59	31-27-1	.534	11	3.79	520.1	497	295	219	187	386
2011	66	45-20-1	.689	17	3.14	592.2	499	261	207	247	460
2010	64	48-16-0	.750	12	3.94	568.2	583	284	249	195	397
2009	60	36-24-0	.600	14	4.39	531.1	555	324	259	197	455
2008	55	27-28-0	.491	7	5.51	478.0	508	365	293	239	373
2007	61	34-27-0	.557	16	4.61	537.1	576	329	275	211	359
2006	58	39-18-1	.681	12	3.47	510.1	503	235	197	170	381
2005	56	34-22-0	.607	9	4.10	478.2	524	276	218	143	352
2004	56	26-29-1	.473	1	5.82	464.0	587	361	300	187	296
2003	47	24-23-0	.511	11	6.02	379.2	454	299	254	183	300
2002	50	28-22-0	.560	10	5.31	417.1	495	302	246	163	335
2001	51	26-25-0	.509	7	5.55	421.1	465	316	260	181	273
2000	49	32-17-0	.653	5	4.85	413.2	456	280	280	142	292
1999	51	27-24-0	.529	5	6.08	426.1	565	362	288	157	311
1998	42	25-17-0	.595	3	6.11	356.1	478	313	242	168	282
1997	47	27-20-0	.574	7	6.00	372.0	429	333	248	211	295
1996	47	24-23-0	.571	5	6.25	493.1	474	316	273	218	308
1995	44	13-30-1	.450	3	6.63	362.2	460	309	267	209	231
1994	48	30-18-0	.625	5	4.79	398.1	451	278	212	169	270
1993	46	27-19-0	.587	8	5.00	389.0	451	246	216	141	221
1992	46	26-19-1	.578	5	3.98	388.2	437	232	172	159	247
1991	42	16-25-1	.390	1	5.96	353.1	456	295	234	151	172
1990	47	27-19-1	.587	3	3.98	405.0	409	204	179	176	247
1989	43	27-16-0	.628	9	3.46	353.2	330	188	136	174	246
1988	42	24-18-0	.571	5	3.85	357.1	339	202	153	162	301
1987	39	23-16-0	.590	4	5.02	322.2	329	239	180	227	298
1986	39	18-21-0	.462	2	4.53	319.2	363	237	161	122	204
1985	45	20-24-1	.444	4	4.89	353.2	397	242	191	171	227
1984	39	20-19-0	.513	5	3.83	324.0	339	194	138	138	179
1983	34	19-14-1	.559	2	4.60	280.0	238	190	144	163	168
1982	31	9-22-0	.290	1	5.64	250.2	277	194	157	168	177
1981	45	24-19-1	.533	1	4.65	377.2	417	256	195	209	198
1980	42	20-22-0	.476	3	3.56	333.1	317	163	132	169	228
1979	44	31-13-0	.705	2	3.25	360.1	313	165	130	187	295
1978	31	17-14-0	.548	2	3.32	255.0	224	137	94	118	203
1977	36	28-8-0	.777	--	2.17	288.0	212	108	69	154	209
1976	31	24-7-0	.774	--	1.71	247.0	164	86	47	95	201
1975	23	16-5-2	.696	--	2.14	206.0	132	64	49	92	190
1974	21	12-9-0	.571	--	3.66	187.2	169	105	76	123	147
1973	19	10-8-1	.526	--	3.06	159.0	120	78	54	83	150
1972	27	20-7-0	.741	--	2.06	258.1	186	82	59	105	222
1971	24	20-4-0	.833	--	1.57	218.0	139	58	38	87	221
1970	30	18-12-0	.600	--	2.76	251.1	218	110	77	99	209
1969	26	10-16-0	.385	--	2.85	224.0	177	94	71	89	188
1968	27	17-10-0	.630	--	1.86	237.0	165	70	49	96	218
1967	21	16-5-0	.762	--	2.07	182.2	122	60	42	59	196
1966	18	12-6-0	.667	--	2.12	161.0	117	56	38	63	166
1965	25	17-8-0	.680	--	1.59	226.0	66	57	40	95	188
1964	21	8-12-1	.381	--	2.61	179.0	150	85	52	78	147
1963	23	14-9-0	.609	--	N/A	N/A	154	89	N/A	95	179
1962	15	7-7-1	.467	--	3.01	129.0	113	63	43	61	88
1961	31	21-10-0	.677	--	2.47	273.1	232	102	75	115	170
1960	16	13-3-0	.813	--	1.49	145.0	91	29	24	36	126

- 180 MLB Draft Picks/Signings
- 31 All-Americans
- 70 All-Conference First Team Selections

# UConn Baseball

- Eight Conference Players of the Year
- Six Conference Pitchers of the Year
- Six Conference Coaches of the Year

## All-Time Opponents

Team	Record	1st Meeting
Air Force	1-1	1999
Alcorn St.	1-0	2016
American	1-0	1963
American Int'l	12-7	1937
Amherst	1-4	1926
Appalachian State	0-2	1985
Arizona State	0-3	2004
Arkansas-Little Rock	1-0	2005
Armstrong Atlantic	0-1	2002
<b>Army</b>	<b>2-7-1</b>	<b>1924</b>
Auburn	1-3	2014
Austin Peay	1-0	2016
Bates	1-2	1922
Belmont	1-0	2005
Birmingham Southern	1-1	2003
<b>Boston College</b>	<b>70-57</b>	<b>1909</b>
Boston University	18-6	1923
Bowdoin	0-1	1928
Bowling Green	1-1	2005
Bradley	1-1	1987
Brandeis	1-0	1954
Bridgeport	2-0	1929
Bridgewater State	0-1	1953
Brooklyn College	1-1	1944
Brown	37-24-1	1920
<b>Bryant</b>	<b>12-4-1</b>	<b>2009</b>
Bucknell	2-1	2009
<b>Butler</b>	<b>11-1</b>	<b>2004</b>
BYU	1-2	2017
California	1-5	1998
Cal Baptist	2-1	2023
Cal. State-Fullerton	0-1	1979
Cal. State Northridge	3-3	2010
Cal Poly	1-1	2020
<b>Campbell</b>	<b>FIRST MEETING</b>	<b>2024</b>
Catawba	0-1	1941
Centenary	2-1	2005
<b>Central Connecticut</b>	<b>37-9</b>	<b>1987</b>
Central Michigan	2-1	2005
Charlotte	3-4	1984
Chicago State	1-0	1991
Cincinnati	25-16	2006
Citadel	3-6	1999
CCNY	2-1	1916
Clark (MA)	9-3	1921
Clemson	2-0	2011
Coast Guard	20-1	1923
Coastal Carolina	3-3	2011
Colby	5-8-1	1915
College of Charleston	3-3	2011
Columbia	3-2	2002
Cornell	0-1	1977
<b>Creighton</b>	<b>9-2</b>	<b>2021</b>
C.W. Post	2-0	1987
Dartmouth	8-4	1958
Davidson	10-4	1959
Delaware	6-6-1	1984
<b>Duke</b>	<b>3-1</b>	<b>1958</b>
Duquesne	1-0	2006
East Carolina	14-40	1979
East Stroudsburg	1-0	1930
Eastern Illinois	0-1	1987
Eastern Kentucky	2-1	1984
Eckerd (FL)	0-3	1974
Elon	1-1	1988
Fairfield	60-15-1	1973
Fairleigh Dickinson	0-1	1984
Florida	0-7	1968
Florida A&M	1-0	2023
<b>Florida Atlantic</b>	<b>5-4</b>	<b>2006</b>
Florida Int'l	5-1	2015
Florida Southern	4-6	1967
Florida State	1-2	1957
Fordham	2-2	1991
Fullerton State	0-1	1979
Furman	1-0	2015
George Mason	10-7	1986
<b>Georgetown</b>	<b>54-23</b>	<b>1985</b>
Georgia	0-4	1990
Georgia State	1-0	2018
Georgia Tech	3-7	1994
Hampden-Sydney	0-1	1963
Hartford	42-16	1985
Harvard	5-7	1923
Hawaii	3-1	2023
<b>Hofstra</b>	<b>3-0</b>	<b>2006</b>
Holy Cross	43-20-2	1923
Houston	10-13	2014
Howard	1-0	1959
Illinois	2-1	2012
Illinois State	1-1	2004
Indiana	4-2	1998

Team	Record	1st Meeting
Indiana State	3-2	1961
Iona	4-1-1	1978
Iowa State	0-1	1957
Ithaca	3-0	1949
Jacksonville	1-2	2004
Kansas State	1-0	2023
Kennesaw State	2-2	2015
Kent State	2-1	2022
Lafayette	2-0	1965
Lamar	0-1	2006
La Salle	1-0	2014
Lehigh	2-3	1940
Lewis (IL)	0-1	1969
Liberty	4-4	1977
Lipscomb	4-3	2002
<b>LIU</b>	<b>2-0</b>	<b>2018</b>
Long Beach State	0-2	1994
Louisville	14-19	2006
Lynchburg (VA)	2-0	1963
<b>Maine</b>	<b>62-51</b>	<b>1924</b>
Manhattan	4-1	1921
Marist	5-0	1998
Marshall	0-1	2010
Maryland	6-4	1941
Mass Lowell	7-1	2015
<b>Massachusetts</b>	<b>96-73-3</b>	<b>1900</b>
Memphis	17-7	1999
Merrimack	1-0	2022
Methodist (NC)	2-0	1978
<b>Miami (FL)</b>	<b>0-2</b>	<b>1970</b>
Miami (OH)	0-1	2009
Michigan	5-3	1999
Michigan State	5-4	1970
Middlebury	5-2	1912
Minnesota	2-5	1996
Mississippi State	0-4	2003
<b>Missouri</b>	<b>0-1</b>	<b>2008</b>
Missouri St.	1-0	2016
Monmouth	1-0	2000
Mount St. Mary's	2-0	2005
Navy	6-1	1979
Nebraska	2-1	1979
New Hampshire	58-46-3	1911
New Orleans	3-4	2003
New York Tech	4-2	1912
New York University	0-2	1913
<b>North Carolina</b>	<b>9-23</b>	<b>1958</b>
North Carolina State	2-9	1974
N. Carolina Wesleyan	0-1	1958
North Florida	7-2	2004
<b>Northeastern</b>	<b>60-23-1</b>	<b>1923</b>
Northeastern Illinois	1-0	1992
Northern Iowa	0-1	1998
Northwestern	1-2	2000
Norwich	7-5	1927
Notre Dame	18-29-1	1996
Ohio State	6-10	1970
Oklahoma	3-2	2012
Oklahoma State	1-4	1992
Old Dominion	1-0	2002
Oregon	0-3	2010
Oregon State	1-1	2011
Pace	0-0-1	2004
<b>Penn State</b>	<b>3-2</b>	<b>1959</b>
Pennsylvania	1-0	2008
Pepperdine	2-1	2022
Pittsburgh	40-26	1990
Pratt	1-0	1930
Presbyterian	4-2	2013
Princeton	0-2	1946
Providence	50-48	1920
Purdue	0-5	1985
<b>Quinnipiac</b>	<b>12-5</b>	<b>2001</b>
Regis	0-1	1993
RPI	2-1	1927
<b>Rhode Island</b>	<b>123-70-4</b>	<b>1896</b>
Richmond	0-1	1989
Rider	2-0	1999
Rollins (FL)	3-0	1967
<b>Rutgers</b>	<b>34-37</b>	<b>1946</b>
St. Andrews	1-0	1989
St. Anselm	0-1	1911

Team	Record	1st Meeting
St. Francis (NY)	1-2	1982
<b>St. John's</b>	<b>68-61</b>	<b>1975</b>
St. Joseph's	3-1	2017
St. Leo's	6-3	1967
St. Michael's	1-0	1920
St. Peter's	1-0	2014
St. Stephenson	3-0	1924
Sacred Heart	18-3	2000
Saint Louis	0-1	1965
Sam Houston St.	3-3	2013
San Diego	3-1	2011
San Diego State	4-1	2011
Santa Clara	0-1	2017
SE Louisiana	2-2	2003
<b>Seton Hall</b>	<b>49-48</b>	<b>1919</b>
Siena	6-8-1	1980
South Alabama	1-6	1993
South Carolina	0-3	1985
<b>Southern California</b>	<b>3-1</b>	<b>1972</b>
Southern Mississippi	1-3	2011
Springfield	25-32-2	1905
Stanford	1-2	2022
<b>Stetson</b>	<b>4-3</b>	<b>1967</b>
Stevens Tech	0-1	1916
Stony Brook	1-1	2001
Syracuse	0-1	1922
Tampa	0-1	1969
Temple	4-6	1940
Tennessee	0-2	1996
Tennessee-Martin	1-0	2005
Tennessee Wesleyan	1-0	1993
Texas	2-4	1957
Texas A&M-C.C.	0-1	2011
Texas State	2-1	2018
Texas Tech	1-5	2013
Toledo	1-1	2006
Towson	1-0	1988
Trinity	20-10	1919
Troy	3-0	2000
Tufts	3-3	1923
Tulane	8-8	2015
UAB	2-2	2002
UC Davis	2-1	2017
<b>UC Irvine</b>	<b>1-1</b>	<b>2011</b>
UCF	13-8	2013
<b>UCLA</b>	<b>1-0</b>	<b>2023</b>
<b>UCSB</b>	<b>0-6</b>	<b>2016</b>
UC San Diego	2-1	2022
UMBC	4-0	1977
<b>UNC-Greensboro</b>	<b>0-6</b>	<b>2001</b>
UNC-Pembroke	4-0	1978
USC Upstate	1-0	2015
<b>USF</b>	<b>31-34</b>	<b>1968</b>
UTSA	1-2	2016
<b>Vanderbilt</b>	<b>0-4</b>	<b>2000</b>
VCU	0-1	1989
Vermont	40-22-1	1920
<b>Villanova</b>	<b>46-26</b>	<b>1947</b>
Virginia	3-6	1963
Virginia Tech	6-11	1976
VMI	2-0	1976
Wake Forest	5-7	1958
Washington	0-2	2018
Washington & Lee	3-0	1963
Washington State	0-1	1965
Wesleyan	32-27-1	1916
West Virginia	25-23	1996
Western Carolina	1-2	2007
Western Michigan	1-3	1959
Wichita State	8-2	2014
William & Mary	3-0	2015
Williams	2-6	1921
Wingate College	1-0	1990
Wisconsin	2-1	1988
WIT	2-3	1915
Worcester Poly	4-4	1907
<b>Xavier</b>	<b>13-9</b>	<b>2011</b>
Yale	43-21-1	1943
UMBC	3-0	2023

\* 2025 Opponents In Bold





- 180 MLB Draft Picks/Signings
- 31 All-Americans
- 70 All-Conference First Team Selections

# UConn Baseball

- Eight Conference Players of the Year
- Six Conference Pitchers of the Year
- Six Conference Coaches of the Year

## Year--By-Year Results

### 2017 (33-25, 14-10 American Athletic)

2/17	N	UMass Lowell	W, 5-3
2/18	N	UMass Lowell	W, 7-3
2/18	N	UMass Lowell	W, 7-1
2/19	N	UMass Lowell	L, 8-11
2/24	A	Texas	L, 1-4
2/25	A	Texas	W, 2-1
2/26	A	Texas	L, 3-9
3/3	N	Western Michigan	L, 3-4
3/4	A	Stetson	W, 9-3
3/5	N	St. Joseph's	W, 11-0
3/10	A	UC Davis	W, 7-4
3/11	A	UC Davis	W, 9-6
3/12	A	UC Davis	L, 7-8
3/14	A	Santa Clara	L, 5-9
3/16	A	BYU	L, 6-7
3/17	A	BYU	W, 8-7
3/18	A	BYU	L, 9-10
3/21	A	Central Conn.	W, 7-5
3/24	A	Seton Hall	W, 2-1
3/25	A	Seton Hall	L, 2-3
3/26	A	Seton Hall	W, 4-0
3/29	A	Fairfield	W, 6-
3/31	A	#16 ECU*	W, 3-2
4/1	A	#16 ECU*	W, 3-2 (10)
4/2	A	#16 ECU*	W, 5-1
4/5	H	Hartford	L, 4-6
4/7	H	Memphis*	W, 6-2
4/8	H	Memphis*	W, 10-7
4/9	H	Memphis*	W, 4-0
4/11	A	Bryant	L, 3-9
4/13	A	Tulane*	L, 3-8
4/14	A	Tulane*	L, 1-3
4/15	A	Tulane*	L, 5-6 (12)
4/17	H	Quinnipiac	W, 4-3
4/18	H	UMass	W, 11-3
4/21	A	UCF*	L, 1-8
4/22	A	UCF*	W, 6-5
4/23	A	UCF*	L, 2-8
4/26	A	Rhode Island	L, 2-7
4/28	H	Cincinnati*	L, 4-5
4/29	H	Cincinnati*	W, 6-4
4/30	H	Cincinnati*	W, 3-2
5/5	A	#20 Houston*	L, 5-6
5/6	A	#20 Houston*	L, 1-9
5/7	A	#20 Houston*	W, 7-4
5/9	H	Sacred Heart	W, 5-1
5/12	A	#23 USF*	W, 2-1 (10)
5/12	H	#23 USF*	W, 6-2
5/13	H	#23 USF*	L, 0-2
5/15	H	Northeastern	L, 3-5
5/16	H	Rhode Island	W, 4-3 (10)
5/18	H	ECU*	W, 6-0
5/19	H	ECU*	W, 6-3
5/20	H	ECU*	L, 0-3
5/23	N	Cincinnati%	W, 12-3
5/25	N	#25 Houston %	L, 6-7
5/26	N	Memphis%	W, 7-5
5/27	N	#25 Houston%	L, 3-13

\* - American Athletic Conference Game  
% - American Athletic Conf. Championship

### 2016 (38-25, 14-9 American Athletic)

#### AMERICAN TOURNAMENT CHAMPS

2/19	A	UTSA	L, 1-2
2/20	A	UTSA	L, 5-6
2/21	A	UTSA	W, 9-6
2/26	N	#12 Missouri St.	W, 12-4
2/27	A	Austin Peay	W, 19-4
2/28	N	Alcorn St.	W, 25-3
3/4	A	Liberty	L, 5-8
3/5	A	Liberty	W, 7-5 (11)
3/6	A	Liberty	L, 4-5
3/8	H	Yale	W, 8-2
3/11	N	William & Mary	W, 18-1
3/12	N	William & Mary	W, 3-2
3/13	A	CSUN	L, 4-12
3/13	A	CSUN	L, 1-2
3/15	A	USC	W, 5-4
3/18	A	#21 UCSB	L, 3-5
3/19	A	#21 UCSB	L, 6-9
3/20	A	#21 UCSB	L, 2-6
3/23	H	CCSU	L, 4-8
3/25	A	Columbia	L, 3-4
3/26	H	Columbia	W, 3-0
3/26	H	Columbia	W, 4-3
3/29	A	Boston College	W, 9-4
4/1	H	Tulane*	W, 9-4
4/2	H	Tulane*	L, 5-14
4/6	A	Hartford	L, 3-4
4/8	A	Cincinnati*	L, 2-3 (13)
4/9	A	Cincinnati*	L, 2-3
4/10	A	Cincinnati*	W, 4-2
4/12	H	Fairfield	W, 2-1
4/13	H	Bryant	W, 6-3
4/15	H	Houston*	W, 3-2
4/16	H	Houston*	W, 4-1
4/17	H	Houston*	W, 9-2
4/19	A	UMass	L, 5-9
4/20	A	UMass-Lowell	W, 4-2
4/23	A	#20 East Carolina*	L, 1-2 (10)
4/23	A	#20 East Carolina*	W, 5-1
4/24	A	#20 East Carolina*	L, 2-3
4/27	A	Holy Cross	W, 5-1
4/30	A	Memphis*	W, 10-1
4/30	A	Memphis*	W, 11-9
5/1	A	Memphis*	L, 2-3 (6)

5/7	H	#24 East Carolina*	L, 3-4
5/7	H	#24 East Carolina*	L, 9-11
5/8	H	#24 East Carolina*	L, 2-3
5/10	H	UMass	W, 5-0
5/11	A	Northeastern	W, 9-8
5/13	H	UCF*	W, 4-3
5/14	H	UCF*	W, 15-8
5/15	H	UCF*	W, 3-0
5/17	H	Rhode Island	W, 14-4
5/19	A	USF*	W, 11-2
5/20	A	USF*	W, 7-3
5/21	A	USF*	W, 3-2
5/25	N	Memphis%	W, 6-2
5/26	N	USF %	W, 9-1
5/28	N	Memphis%	L, 5-9
5/28	N	Memphis%	W, 5-0
5/29	N	Houston %	W, 7-2
6/3	N	Georgia Tech \$	W, 7-6
6/4	N	#1 Florida\$	L, 5-6
6/5	N	Georgia Tech \$	L, 5-7

\* - American Athletic Conference Game

% - American Athletic Conf. Championship

\$ - NCAA Tournament (Gainesville Regional)

### 2015 (35-25, 11-13 American Athletic)

2/13	A	FAU	L, 16-5
2/14	A	FAU	L, 2-1 (11)
2/15	A	FAU	L, 5-4
2/21	N	Siena	W, 12-4
2/22	N	Siena	L, 3-1
2/23	N	Siena	W, 14-1
2/27	A	#21 Kennesaw St.	W, 5-3
2/28	A	#21 Kennesaw St.	W, 7-0
3/1	A	#21 Kennesaw St.	W, 6-1
3/6	A	FIU	W, 4-1
3/7	A	FIU	W, 5-3
3/8	A	FIU	L, 7-4
3/11	N	Sacred Heart	W, 8-4
3/14	N	USC Upstate	W, 7-3
3/14	A	Furman	W, 12-1
3/15	N	Michigan St.	W, 3-1
3/17	A	Wake Forest	L, 6-2
3/18	A	William & Mary	W, 12-1
3/21	A	Seton Hall	W, 1-0
3/22	A	Seton Hall	L, 3-0
3/22	A	Seton Hall	W, 6-3
3/24	N	Yale	W, 18-1
3/25	A	CCSU	W, 17-2
3/27	A	Tulane *	W, 6-0
3/28	A	Tulane *	L, 5-1
3/29	A	Tulane *	W, 5-3
3/31	N	Boston College	W, 8-7
4/2	H	USF *	L, 9-6
4/3	N	USF *	W, 7-0
4/4	H	USF *	L, 8-6
4/7	H	Northeastern	W, 9-1
4/8	A	Hartford	L, 6-1
4/10	A	#12 UCF *	W, 6-4
4/11	A	#12 UCF *	W, 15-1
4/12	A	#12 UCF *	L, 5-1
4/14	A	Fairfield	W, 7-0
4/15	A	Bryant	W, 18-5
4/17	H	East Carolina *	L, 7-3
4/18	H	East Carolina *	W, 7-3
4/19	H	East Carolina *	L, 4-3 (10)
4/21	H	UMass	W, 13-2
4/22	H	UMass-Lowell	W, 17-2
4/24	H	Memphis *	W, 10-1
4/25	H	Memphis *	L, 4-3
4/26	H	Memphis *	L, 3-1 (15)
4/29	H	Holy Cross	L, 7-6
5/1	A	East Carolina *	W, 13-2
5/2	A	East Carolina *	L, 5-4
5/3	A	East Carolina *	L, 5-2
5/8	H	Cincinnati *	W, 12-6
5/9	H	Cincinnati *	W, 10-8
5/10	H	Cincinnati *	W, 9-4
5/12	A	Rhode Island	W, 11-5
5/14	A	#19 Houston *	L, 5-4 (10)
5/15	A	#19 Houston *	L, 3-1
5/16	A	#19 Houston *	L, 1-0
5/20	N	Tulane %	L, 3-1
5/21	N	UCF %	W, 4-3 (11)
5/22	N	Tulane %	W, 7-6
5/23	N	East Carolina %	L, 2-4

\* - American Athletic Conference Game

% - American Athletic Conference Championship

### 2013 (35-28, 9-15 BIG EAST)

#### BIG EAST TOURNAMENT CHAMPS

2/15	N	Purdue	L, 11-8
2/16	N	Indiana	W, 4-3 (15)
2/17	N	Purdue	L, 5-3
2/22	A	UCF	L, 7-3
2/23	N	Troy	W, 13-8
2/24	N	Texas Tech	W, 1-0 (11)
3/1	N	Ohio State	W, 5-2
3/2	N	Central Michigan	W, 6-2
3/3	A	Stetson	W, 9-3
3/8	A	Sam Houston St.	W, 6-5
3/9	A	Sam Houston St.	W, 8-0
3/13	A	Sam Houston St.	L, 6-4
3/15	A	Central Connecticut	W, 8-5
3/16	A	Presbyterian	L, 6-4
3/17	A	Presbyterian	W, 13-2
3/19	A	College of Charleston	L, 5-4
3/22	A	Georgetown*	W, 9-4
3/23	A	Georgetown*	L, 5-2
3/24	A	Georgetown*	W, 6-0
3/26	A	Hartford	W, 3-2
3/28	A	Seton Hall*	W, 9-1
3/30	A	Seton Hall*	L, 4-3 (11)
4/1	H	Quinnipiac	W, 3-2
4/2	H	Boston College	W, 4-2 (7)
4/3	A	Yale	L, 7-4
4/5	H	St. John's*	L, 15-5
4/6	H	St. John's*	L, 3-0
4/7	H	St. John's*	W, 9-2
4/9	H	Northeastern	W, 5-3
4/10	A	Brown	L, 4-2
4/12	A	Villanova*	W, 11-6
4/13	A	Villanova*	W, 4-3
4/14	A	Villanova*	W, 4-1
4/16	H	Fairfield	W, 9-4
4/19	H	#28 USF*	W, 12-5
4/20	H	#28 USF*	L, 3-2
4/21	H	#28 USF*	L, 4-3
4/22	H	Massachusetts	W, 5-4
4/24	A	Bryant	W, 11-6
4/26	A	#28 Notre Dame*	L, 12-2
4/27	A	#28 Notre Dame*	L, 4-3
4/28	A	#28 Notre Dame*	L, 12-5
4/30	H	Sacred Heart	W, 10-6
5/1	H	Holy Cross	W, 8-0
5/3	A	Rutgers*	W, 3-1
5/4	A	Rutgers*	L, 9-4
5/5	A	Rutgers*	L, 4-2
5/11	H	#10 Louisville*	L, 6-0
5/12	H	#10 Louisville*	L, 8-0
5/14	N	Rhode Island	L, 3-1
5/16	A	George Mason	L, 7-3
5/17	A	George Mason	W, 7-3
5/18	A	George Mason	W, 9-1
5/22	N	#8 Louisville %	L, 4-3
5/23	N	USF%	W, 8-7
5/25	N	Rutgers%	W, 2-1
5/26	N	Notre Dame %	W, 8-1
5/31	A	#16 Virginia Tech \$	W, 5-2
6/1	N	Oklahoma\$	L, 5-3 (12)

L, 2-1	6/2	A	#16 Virginia Tech \$	L, 3-1
L, 6-2			* - BIG EAST Conference Game	
W, 4-2			% - BIG EAST Championship	
L, 3-2			\$ - NCAA Tournament (Blacksburg Regional)	
L, 7-5				

### 2012 (31-27-1, 16-11 BIG EAST)

2/17	N	Indiana	W, 8-0
2/18	N	Purdue	L, 4-9
2/19	N	Ohio State	L, 5-9
2/24	N	Xavier	W, 7-2
2/25	A	#29 Charleston	L, 6-10
2/26	N	Rhode Island	L, 0-2
3/2	N	Lipscomb	W, 4-2
3/2	A	Mississippi State	L, 4-5
3/3	A	Mississippi State	L, 1-3
3/4	N	Lipscomb	W, 6-5
3/9	N	#22 Oklahoma	W, 8-7
3/10	N	Illinois	L, 1-5
3/10	A	#26 Oregon State	W, 6-3
3/11	A	#17 Oregon	L, 0-4
3/16	N	UAB	L, 4-15
3/17	A	Coastal Carolina	L, 2-6
3/18	N	Michigan	L, 5-7
3/21	H	Yale	W, 8-0
3/23	A	West Virginia*	W, 10-7
3/24	A	West Virginia*	W, 15-4
3/25	A	West Virginia*	W, 8-1
3/27	H	Hartford	W, 11-6
3/28	H	Central Connecticut	W, 7-4
3/10	H	Seton Hall*	W, 2-1 (11)
3/30	H	Seton Hall*	L, 6-10
4/1	H	Seton Hall*	W, 7-1
4/2	A	Massachusetts	W, 12-5
4/3	A	Boston College	L, 5-8
4/5	A	Pittsburgh*	W, 8-2
4/6	A	Pittsburgh*	W, 3-1
4/7	A	Pittsburgh*	W, 5-3
4/9	A	Quinnipiac	W, 12-7
4/11	A	Brown	L, 7-8
4/13	A	St. John's*	L, 2-7
4/14	A	St. John's*	L, 2-8
4/15	A	St. John's*	W, 8-7 (11)
4/17	A	Fairfield	W, 13-8
4/20	H	Rutgers*	W, 9-8
4/20	H	Rutgers*	W, 9-8 (10)
4/21	H	Rutgers*	L, 0-15
4/24	H	Bryant	L, 1-7
4/27	A	#23 Louisville*	L, 0-5
4/28	A	#23 Louisville*	L, 6-14
4/29	A	#23 Louisville*	W, 7-4
5/5	H	Cincinnati*	W, 4-3
5/5	H	Cincinnati*	L, 0-1
5/6	H	Cincinnati*	W, 6-4 (13)
5/8	A	Northeastern	W, 8-7
5/11	A	USF*	L, 2-3
5/12	A	USF*	L, 0-3
5/13	A	USF*	L, 3-8
5/15	H	Rhode Island	T, 2-2
5/17	H	Notre Dame*	W, 2-1
5/18	H	Notre Dame*	L, 0-4
5/19	H	Notre Dame*	W, 4-0
5/23	N	USF%	W, 7-2
5/25	N	#22 Louisville%	W, 4-1
5/26	N	USF%	L, 0-1
5/26	N	USF%	L, 1-2
* - BIG EAST Conference Game			
% - BIG EAST Championship			
<b>2011 (45-20-1, 22-5 BIG EAST)</b>			
<b>BIG EAST REGULAR SEASON CHAMPS</b>			
<b>CLEMSON REGIONAL CHAMPS</b>			
2/18	N	Purdue	L, 2-10
2/19	N	Minnesota	L, 2-3
2/20	N	Michigan	W, 16-9
2/25	N	Oregon State	L, 0-2
2/26	N	Indiana	L, 1-3
2/27	A	Texas A&M-CC	W, 7-0
3/5	A	San Diego State	W, 9-3
3/6	N	#14 California	W, 17-0
3/7	A	San Diego	W, 17-0
3/8	A	#22 UC-Irvine	L, 4-5
3/10	A	San Diego	W, 6-4
3/11	A	San Diego	L, 2-3
3/12	A	San Diego	W, 4-0
3/15	N	Sacred Heart	L, 4-5
3/18	N	Rhode Island	L, 3-18
3/19	A	#20 Charleston	W, 3-1
3/20	N	Southern Miss	L, 3-6
3/22	H	Holy Cross	T, 2-2 (16)
3/25	H	Pittsburgh*	W, 7-0
3/26	H	Pittsburgh*	W, 9-2
3/27	H	Pittsburgh*	L, 0-4
3/29	A	Hartford	W, 11-0
4/2	H	St. John's*	W, 9-1
4/2	H	St. John's*	W, 6-5
4/3	H	St. John's*	W, 8-2
4/6	H	Massachusetts	W, 7-1
4/8	A	Notre Dame*	W, 3-1
4/9	A	Notre Dame*	W, 6-3
4/10	A	Notre Dame*	L, 4-14
4/12	A	Yale	L, 7-10
4/14	H	Brown	W, 6-2
4/15	A	Villanova*	W, 7-1
4/15	A	Villanova*	W, 10-0
4/17	A	Villanova*	W, 10-2
4/18	A	Massachusetts	W, 18-3
4/19	H	Fairfield	W, 13-2
4/21	H	Georgetown*	W, 5-0



- Five College World Series Appearances
- 25 NCAA Tournament Appearances
- 3-Time NCAA Super Regional Participant

# UConn Baseball

- 2016 American Conference Champions
- 10-Time BIG EAST Champions
- 17 Yankee Conference Championships

2009 (36-24, 14-13 BIG EAST)			
4/22	H Georgetown*	W, 14-2	
4/22	H Georgetown*	W, 6-3	
4/25	H Quinnipiac	W, 9-0	
4/26	A Bryant	W, 11-6	
4/27	A Central Conn.	W, 16-14	
4/29	A Rutgers*	L, 3-8	
4/30	A Rutgers*	W, 8-2	
5/1	A Rutgers*	W, 6-2	
5/7	H USF*	W, 2-1	
5/8	H USF*	W, 9-5	
5/9	H USF*	W, 2-0	
5/13	H Louisville*	W, 6-2	
5/14	H Louisville*	W, 7-5	
5/14	H Louisville*	L, 3-6 (10)	
5/16	A Rhode Island	W, 4-1	
5/19	A Cincinnati*	W, 3-1	
5/20	A Cincinnati*	W, 9-5	
5/21	A Cincinnati*	L, 4-7	
5/25	N Notre Dame%	W, 6-2	
5/26	N Seton Hall%	L, 3-4 (12)	
5/27	N Notre Dame%	W, 9-3	
5/28	N Seton Hall%	L, 2-12	
6/3	N #21 Coastal Carolina\$	L, 1-13	
6/4	N Sacred Heart\$	W, 13-3	
6/5	N #21 Coastal Carolina\$	W, 12-6	
6/5	A #12 Clemson\$	W, 7-6	
6/6	A #12 Clemson\$	W, 14-1	
6/11	A #4 South Carolina#	L, 1-5	
6/12	A #4 South Carolina#	L, 2-8	
* - BIG EAST Conference Game			
% - BIG EAST Championship			
\$ - NCAA Regional (Clemson, Regional)			
# - NCAA Super Regional (Columbia, S.C.)			

## 2010 (48-16, 20-6 BIG EAST)

2/26	N Northwestern	L, 5-6 (10)	
2/27	N Minnesota	W, 8-2	
2/28	N Indiana	W, 9-5	
3/5	A Cal State Northridge	W, 7-3	
3/6	A Cal State Northridge	W, 11-2	
3/7	A Cal State Northridge	W, 9-7	
3/8	A Cal State Northridge	L, 3-5	
3/10	A USC	W, 5-4	
3/13	A Tennessee	L, 2-3	
3/13	N Marshall	L, 8-11	
3/14	N #17 Ohio State	W, 5-4	
3/16	H Boston College	W, 8-4	
3/19	A Sacred Heart	W, 15-3	
3/20	H Sacred Heart	L, 8-11	
3/21	H Sacred Heart	W, 12-1	
3/22	H Northeastern	W, 12-1	
3/24	H Yale	W, 7-1	
3/26	A #7 Louisville*	L, 0-1	
3/27	A #7 Louisville*	L, 2-4	
3/27	A #7 Louisville*	W, 6-3	
4/1	A West Virginia*	W, 9-5	
4/2	A West Virginia*	W, 9-2	
4/3	A West Virginia*	W, 14-3	
4/5	A Hartford	W, 12-2	
4/6	H Massachusetts	W, 10-2	
4/7	A Massachusetts	W, 15-11	
4/10	H Villanova*	W, 2-1 (10)	
4/10	H Villanova*	W, 4-0	
4/11	H Villanova*	W, 8-2	
4/13	H Hartford	W, 19-2	
4/14	A Brown	W, 15-3	
4/16	A Georgetown*	W, 9-8	
4/17	A Georgetown*	W, 8-2	
4/18	A Georgetown*	W, 3-2	
4/20	A Fairfield	W, 12-3	
4/21	H Rhode Island	W, 14-9	
4/22	A Holy Cross	W, 27-10	
4/23	H #19 Rutgers*	W, 7-2	
4/24	H #19 Rutgers*	W, 6-3	
4/24	H #19 Rutgers*	W, 8-7 (12)	
4/27	H Bryant	W, 14-6	
4/28	H Central Conn.	L, 3-7	
5/1	A #24 Pittsburgh*	W, 11-7	
5/1	A #24 Pittsburgh*	L, 4-13	
5/8	H Cincinnati*	W, 14-2	
5/9	H Cincinnati*	L, 2-3	
5/10	A Boston College	W, 11-7	
5/11	H Manhattan	W, 5-4	
5/14	A USF	L, 1-12	
5/15	A USF	W, 13-5	
5/16	A USF	W, 10-3	
5/20	H Seton Hall	W, 7-2	
5/21	H Seton Hall	W, 11-5	
5/22	H Seton Hall	L, 2-3	
5/26	N Cincinnati%	W, 9-6	
5/27	N Rutgers%	L, 5-6	
5/28	N Pittsburgh%	W, 7-2	
5/29	N Rutgers%	W, 11-10	
5/29	N Rutgers%	W, 7-4	
5/30	N St. John's*	L, 0-3	
6/4	N #28 Oregon\$	L, 3-5	
6/5	N Central Conn.\$	W, 25-5	
6/6	N #28 Oregon\$	L, 3-4	
* - BIG EAST Conference Game			
% - BIG EAST Championship			
\$ - NCAA Tournament (Norwich Regional)			

2009 (36-24, 14-13 BIG EAST)			
2/20	N Michigan State	L, 2-4	
2/21	N Ohio State	L, 4-6	
2/22	N Northwestern	W, 10-1	
2/27	N George Mason	W, 6-4	
2/28	A North Florida	W, 10-2	
3/1	N #30 Ohio State	L, 14-21	
3/8	N Sacred Heart	L, 3-4	
3/9	N Miami Ohio	L, 2-4	
3/10	N Bowling Green	W, 21-6	
3/12	N Toledo	W, 10-2	
3/13	N Eastern Kentucky	L, 4-8	
3/14	N Bucknell	L, 10-11	
3/16	A Fairfield	W, 5-4	
3/17	A Sacred Heart	W, 7-6	
3/20	H West Virginia*	L, 6-7	
3/21	H West Virginia*	L, 2-12	
3/22	H West Virginia*	L, 4-7	
3/24	H Holy Cross	W, 9-3	
3/25	A Yale	W, 4-3	
3/27	H USF*	W, 2-0	
3/28	H USF*	W, 12-5	
3/28	H USF*	L, 2-5	
3/30	H Massachusetts	W, 8-1	
3/31	A Hartford	L, 4-6	
4/1	H Boston College	L, 4-5	
4/3	A Seton Hall*	W, 7-2	
4/4	A Seton Hall*	L, 3-6	
4/5	A Seton Hall*	W, 10-3	
4/8	A Massachusetts	W, 11-9	
4/9	A Rutgers*	W, 10-5	
4/10	A Rutgers*	L, 2-5	
4/10	A Rutgers*	W, 15-4	
4/14	H Hartford	W, 10-2	
4/15	H Brown	W, 10-6	
4/17	H Georgetown*	W, 9-5	
4/18	H Georgetown*	W, 10-2	
4/19	H Georgetown*	L, 2-5	
4/20	H Quinnipiac	W, 14-4	
4/22	A Rhode Island	L, 1-3	
4/24	H St. John's*	L, 5-8	
4/25	H St. John's*	L, 7-8	
4/26	H St. John's*	L, 4-13	
4/27	A Northeastern	W, 6-4	
4/28	A Bryant	W, 17-5	
4/29	A Central Conn.	W, 9-7	
5/1	A Notre Dame*	W, 8-5	
5/2	A Notre Dame*	W, 8-3	
5/3	A Notre Dame*	L, 4-5	
5/8	H Pittsburgh*	L, 4-7	
5/9	H Pittsburgh*	W, 14-6	
5/10	H Pittsburgh*	W, 8-5	
5/11	H Central Conn.	W, 6-3	
5/12	A Boston College	W, 3-2	
5/14	A Villanova*	W, 20-6	
5/15	A Villanova*	L, 6-11	
5/16	A Villanova*	W, 16-6	
5/19	N West Virginia%	W, 6-1	
5/22	N USF%	W, 4-2	
5/23	N USF%	W, 10-8	
5/24	N #20 Louisville%	L, 3-11	
* - BIG EAST Conference Game			
% - BIG EAST Championship			

## 2008 (27-28, 11-16 BIG EAST)

2/22	N #6 Missouri	L, 1-7	
2/23	A Stetson	L, 2-4	
2/24	N Michigan State	L, 1-11	
2/29	A UNC-Greensboro	L, 1-18	
3/1	A UNC-Greensboro	L, 6-15	
3/2	A UNC-Greensboro	L, 0-1	
3/8	N Air Force	W, 10-6	
3/9	N Ohio State	L, 4-6	
3/10	N Penn	W, 18-0	
3/11	N Penn State	W, 14-6	
3/12	N Penn State	W, 4-2	
3/14	A Georgetown*	L, 7-12	
3/15	A Georgetown*	W, 2-0 (10)	
3/16	A Georgetown*	W, 9-7 (11)	
3/18	A Sacred Heart	W, 7-2	
3/20	A #28 Louisville*	L, 5-14	
3/21	A #28 Louisville*	L, 7-10	
3/22	A #28 Louisville*	W, 12-8 (10)	
3/24	H Massachusetts	W, 4-2	
3/25	A Holy Cross	W, 10-3	
3/26	H Yale	W, 4-3	
3/28	H Villanova*	W, 12-1	
3/29	H Villanova*	L, 2-7	
3/30	H Villanova*	W, 8-3	
4/1	A Hartford	W, 12-6	
4/2	H Boston College	L, 4-10	
4/3	H Fairfield	W, 14-5	
4/5	H Cincinnati*	L, 3-5	
4/5	H Cincinnati*	L, 3-4	
4/6	H Cincinnati*	L, 4-6	
4/8	A Massachusetts	W, 13-6	
4/9	H Rhode Island	W, 11-7	
4/11	A #22 St. John's*	W, 2-1	
4/12	A #22 St. John's*	L, 5-10	
4/13	A #22 St. John's*	L, 0-1	
4/14	H Northeastern	L, 6-9	
4/15	H Hartford	W, 4-3	
4/16	A Brown	L, 10-14	
4/18	H Seton Hall*	L, 5-9	
4/19	H Seton Hall*	L, 3-9	
4/20	H Seton Hall*	W, 11-5	
4/22	A Fairfield	W, 12-0	
4/23	A Rhode Island	L, 4-9	
4/25	A West Virginia*	L, 1-10	

4/26	A West Virginia*	L, 11-12	
4/27	A West Virginia*	L, 3-17	
4/30	H Central Conn.	W, 8-10	
5/2	H Notre Dame*	W, 9-7	
5/3	H Notre Dame*	L, 2-8	
5/4	H Notre Dame*	L, 3-4	
5/12	A Quinnipiac	W, 14-9	
5/13	A Boston College	L, 9-11	
5/15	A Pittsburgh*	W, 14-10	
5/17	A Pittsburgh*	W, 6-5	
5/17	A Pittsburgh*	W, 7-5	
* - BIG EAST Conference Game			

## 2007 (34-27, 10-14 BIG EAST)

2/23	A Western Carolina	L, 5-16	
2/24	A Western Carolina	W, 8-1	
2/25	A Western Carolina	L, 1-12	
3/2	A South Alabama	L, 5-10	
3/3	A South Alabama	L, 2-11	
3/4	A South Alabama	L, 2-3	
3/6	N Western Michigan	W, 6-4 (13)	
3/7	A Jacksonville	L, 1-7	
3/8	N Western Michigan	L, 3-11	
3/9	A Jacksonville	L, 4-5	
3/10	A North Florida	W, 9-7	
3/11	N Ohio State	L, 1-2	
3/14	N Sacred Heart	W, 8-4	
3/21	N Iona	W, 4-0	
3/22	N NYIT	W, 12-3	
3/23	H St. John's*	W, 4-3	
3/24	H St. John's*	W, 10-7	
3/25	H St. John's*	L, 7-10	
3/27	A Fairfield	W, 8-2	
3/28	A Yale	W, 18-7	
3/30	H USF*	L, 1-16	
4/1	H USF*	L, 0-3	
4/2	H Boston College	W, 6-2	
4/3	A Hartford	W, 3-1	
4/5	A Rutgers*	L, 4-9	
4/6	A Rutgers*	L, 5-14	
4/7	A Rutgers*	L, 10-12	
4/10	H Massachusetts	L, 4-6 (10)	
4/11	H Rhode Island	W, 4-1	
4/13	H Louisville*	L, 2-6	
4/14	H Louisville*	L, 0-5	
4/14	H Louisville*	W, 4-1	
4/17	H Hartford	W, 5-3	
4/18	H Brown	W, 6-5	
4/20	A Cincinnati*	W, 6-4	
4/21	A Cincinnati*	L, 1-6	
4/22	A Cincinnati*	L, 2-6	
4/23	H Siena	W, 8-5	
4/24	H Fairfield	W, 8-0	
4/25	A Rhode Island	L, 0-4	
4/28	H Georgetown*	L, 1-10	
4/29	H Georgetown*	W, 4-1	
4/29	H Georgetown*	L, 2-5	
5/7	A Northeastern	W, 8-7	
5/8	A Massachusetts	W, 8-5	
5/9	A Central Conn.	W, 13-4	
5/11	H West Virginia*	W, 5-0	
5/12	H West Virginia*	L, 0-14	
5/13	H West Virginia*	W, 2-0	
5/14	H Marist	W, 10-8	
5/15	A Vermont	W, 12-10	
5/17	A Notre Dame*	W, 5-0	
5/18	A Notre Dame*	L, 4-5	
5/19	A Notre Dame*	W, 7-6	
5/22	N #20 St. John's%	L, 1-2	
5/23	N Pittsburgh%	W, 5-2	
5/24	N #20 St. John's%	W, 8-7	
5/25	N USF%	W, 3-0	
5/25	N USF%	W, 2-0	
5/25	N Rutgers%	L, 6-7	
* - BIG EAST Conference Game			
% - BIG EAST Championship			

## 2006 (39-18-1, 18-6-1 BIG EAST)

2/25	A #20 Florida Atlantic	L, 0-1	
2/25	A #20 Florida Atlantic	W, 2-0	
2/26	A #20 Florida Atlantic	W, 9-1	
3/3	N New Orleans	W, 6-3	
3/4	A Lamar	L, 0-4	
3/5	N Iona	W, 6-0	
3/6	N Mt. St. Mary's	W, 17-0	
3/7	A Jacksonville	L, 6-7 (10)	
3/8	N Yale	L, 7-8	
3/9	N Toledo	L, 0-2	
3/10	N Duquesne	W, 11-1	
3/11	N Eastern Kentucky	W, 5-4	
3/15	A Sacred Heart	W, 20-1	
3/17	A USF*	L, 3-4	
3/18	A USF*	W, 7-6 (11)	
3/19	A USF*	L, 3-4	
3/22	A Quinnipiac	L, 3-4	
3/24	H Cincinnati*	W, 13-1	
3/25	H Cincinnati*	W, 6-5	
3/26	H Cincinnati*	W, 3-2	
3/28	A Fairfield	W, 5-3	
3/29	H Yale	W, 8-5	
3/31	A Louisville*	W, 10-2	
4/1	A Louisville*	L, 2-3 (12)	
4/2	A Louisville*	W, 11-10	
4/4	H Hartford	W, 4-2	
4/5	A Marist	W, 19-6	
4/9	H Villanova*	W, 1-0	

||
||
||

- 180 MLB Draft Picks/Signings
- 31 All-Americans
- 70 All-Conference First Team Selections

# UConn Baseball

- Eight Conference Players of the Year
- Six Conference Pitchers of the Year
- Six Conference Coaches of the Year

3/24	H	Hartford	W, 7-6
3/25	A	Quinnipiac	L, 11-12 (8)
3/27	A	Villanova*	L, 1-3 (7)
3/27	A	Villanova*	L, 0-8
3/28	A	Villanova*	L, 2-4
3/30	H	Rhode Island	L, 5-7
4/2	H	Maine	W, 2-1
4/3	H	Georgetown*	W, 5-2 (7)
4/3	H	Georgetown*	W, 11-3
4/4	H	Georgetown*	L, 0-5
4/6	A	Northeastern	W, 6-1
4/8	H	St. John's*	L, 6-7 (7)
4/8	H	St. John's*	W, 6-2
4/10	H	Seton Hall*	W, 5-4 (8)
4/10	H	Seton Hall*	W, 4-2
4/14	H	Massachusetts	L, 0-3 (7)
4/14	H	Massachusetts	W, 9-2 (7)
4/15	H	Central Conn.	L, 4-10
4/17	A	Rutgers*	L, 1-5 (7)
4/17	A	Rutgers*	L, 3-5
4/18	A	Rutgers*	L, 0-6
4/20	H	Fairfield	W, 2-1 (7)
4/20	H	Fairfield	L, 3-4 (7)
4/22	H	Quinnipiac	W, 26-5
4/25	A	Boston College*	W, 8-5 (7)
4/25	A	Boston College*	L, 6-7 (12)
4/26	A	Virginia Tech*	L, 2-11 (7)
4/26	A	Virginia Tech*	L, 0-10
4/28	A	Brown	W, 26-21 (8)
4/29	A	Hartford	W, 6-2
5/9	H	#8 Notre Dame*	L, 0-4 (7)
5/9	H	#8 Notre Dame*	L, 4-11
5/10	H	#8 Notre Dame*	L, 8-16
5/11	H	Quinnipiac	L, 6-12
5/12	A	Pace	T, 5-5 (11)
5/15	A	Pittsburgh*	W, 3-1 (7)
5/16	A	Pittsburgh*	L, 2-5 (7)
5/16	A	Pittsburgh*	W, 6-2
5/18	H	Vermont	L, 3-7
5/19	H	Northeastern	W, 6-2
5/22	H	West Virginia*	L, 1-4 (7)
5/22	H	West Virginia*	W, 6-5
5/23	H	West Virginia*	L, 5-6

\* - BIG EAST Conference Game

## 2003 (24-23, 10-15 BIG EAST)

2/21	N	Birmingham Southern	W, 7-6
2/22	N	Birmingham Southern	L, 7-12
2/23	A	#10 Mississippi State	L, 3-4
2/23	A	#10 Mississippi State	L, 2-11
3/7	A	South Alabama	W, 16-11
3/8	A	South Alabama	L, 4-9
3/9	A	South Alabama	L, 5-10
3/15	A	New Orleans	L, 4-14
3/16	A	New Orleans	L, 1-5
3/17	A	New Orleans	W, 13-6
3/18	A	S.E. Louisiana	L, 2-5
3/21	A	Navy	W, 6-4
3/22	A	Georgetown*	W, 6-2
3/22	A	Georgetown*	W, 9-5
3/23	A	Georgetown*	W, 6-4
3/25	H	Massachusetts	W, 17-3
3/26	H	Hartford	W, 8-4
3/27	A	Quinnipiac	W, 15-9
3/29	H	Villanova*	W, 14-10
3/29	H	Villanova*	W, 14-10
4/2	H	Yale	W, 9-6
4/3	A	Fairfield	W, 13-8
4/4	A	St. John's*	L, 2-4
4/4	A	St. John's*	W, 5-3
4/6	A	Seton Hall*	L, 2-6
4/6	A	Seton Hall*	L, 2-3
4/10	A	Rhode Island	W, 10-4
4/12	A	West Virginia*	L, 14-18
4/12	A	West Virginia*	L, 3-9
4/13	A	West Virginia*	L, 5-10
4/15	A	Massachusetts	W, 20-8
4/17	H	Boston College*	W, 5-3
4/17	H	Boston College*	L, 4-5
4/19	H	Virginia Tech*	L, 1-6
4/19	H	Virginia Tech*	L, 3-7
4/24	H	Quinnipiac	W, 11-5
4/26	A	Notre Dame*	L, 2-3
4/26	A	Notre Dame*	L, 4-11
4/27	A	Notre Dame*	L, 3-6
4/29	A	Hartford	W, 5-1
5/1	A	Central Conn.	W, 6-4
5/3	H	Rutgers*	L, 3-5
5/3	H	Rutgers*	W, 10-7
5/4	H	Rutgers*	L, 5-7
5/17	H	Pittsburgh*	W, 3-0
5/17	H	Pittsburgh*	L, 1-3
5/18	H	Pittsburgh*	W, 10-4

\* - BIG EAST Conference Game

## 2002 (28-22, 13-12 BIG EAST)

2/22	N	Armstrong Atlantic	L, 8-9
2/23	N	Georgia	L, 4-7
2/24	N	North Carolina	L, 5-13
3/1	A	Vanderbilt	L, 5-11
3/2	N	Lipscomb	W, 7-3
3/9	A	UAB	W, 4-3
3/9	A	UAB	W, 7-3
3/10	A	UAB	L, 9-11
3/16	A	Old Dominion	W, 13-5
3/18	N	Columbia (at ODU)	W, 12-2
3/23	H	Notre Dame*	W, 4-3

3/23	H	Notre Dame*	W, 9-8
3/24	H	Notre Dame*	W, 13-6
3/28	H	Boston College*	W, 8-3
3/28	H	Boston College*	W, 7-4
3/30	H	Dartmouth	L, 3-5
3/30	H	Dartmouth	L, 6-8
4/1	H	Seton Hall*	L, 2-3
4/1	H	Seton Hall*	W, 5-2
4/2	H	Rhode Island	L, 0-5
4/4	A	Fairfield	W, 12-10
4/6	A	West Virginia*	L, 3-5
4/6	A	West Virginia*	L, 7-8
4/7	A	West Virginia*	W, 15-9
4/9	A	Rhode Island	W, 15-8
4/10	H	Massachusetts	W, 1-0
4/12	A	Villanova*	L, 3-8
4/14	A	Rutgers*	L, 1-6
4/14	A	Rutgers*	L, 2-5
4/16	A	Holy Cross	W, 26-1
4/17	A	Massachusetts	L, 18-19
4/18	A	Northeastern	W, 6-3
4/20	H	St. John's*	L, 6-10
4/20	H	St. John's*	W, 16-10
4/21	H	St. John's*	W, 5-1
4/23	H	Fairfield	W, 18-0
4/24	H	Hartford	W, 12-10
4/25	H	Quinnipiac	L, 3-8
4/27	H	Georgetown*	W, 15-1
4/27	H	Georgetown*	W, 15-7
4/29	H	Georgetown*	W, 12-1
5/1	H	Sacred Heart	W, 7-4
5/2	H	Central Conn.	W, 3-2
5/4	A	Virginia Tech*	L, 3-6
5/4	A	Virginia Tech*	L, 1-7
5/5	A	Virginia Tech*	L, 4-12
5/7	H	Brown	W, 8-6
5/18	A	Pittsburgh*	L, 11-12
5/18	A	Pittsburgh*	L, 4-7
5/19	A	Pittsburgh*	W, 5-2

\* - BIG EAST Conference Game

## 2001 (26-25, 13-13 BIG EAST)

2/16	A	UNC Greensboro	L, 0-2
2/17	A	UNC Greensboro	L, 1-10
2/18	A	UNC Greensboro	L, 8-9
2/24	A	The Citadel	W, 11-4
2/24	A	The Citadel	L, 4-10
2/25	A	The Citadel	L, 3-6
3/2	A	Georgia	L, 5-8
3/2	A	Georgia	L, 3-13
3/9	A	Minnesota	L, 6-13
3/10	A	Minnesota	L, 3-4
3/11	A	Minnesota	L, 8-14
3/15	A	Sacred Heart	W, 12-4
3/17	A	St. John's*	W, 3-2
3/17	A	St. John's*	L, 3-8
3/18	A	St. John's*	L, 6-7
3/23	H	Villanova*	W, 8-7
3/23	H	Villanova*	W, 6-2
3/25	H	Rutgers*	W, 3-1
3/25	H	Rutgers*	L, 4-7
3/28	H	Massachusetts	W, 13-11
3/29	H	Northeastern	W, 10-2
3/31	H	Virginia Tech*	W, 3-2
3/31	H	Virginia Tech*	L, 2-3
4/1	H	Virginia Tech*	W, 7-6
4/3	A	Rhode Island	W, 7-5
4/4	A	Fairfield	W, 10-9
4/7	H	Pittsburgh*	W, 7-4
4/7	H	Pittsburgh*	W, 3-1
4/8	H	Pittsburgh*	W, 8-4
4/12	A	Seton Hall*	L, 2-3
4/12	A	Seton Hall*	W, 9-4
4/14	A	Boston College*	W, 10-6
4/14	A	Boston College*	L, 8-12
4/16	H	Stony Brook	W, 11-5
4/17	H	Massachusetts	L, 3-11
4/19	H	Manhattan^	W, 4-1
4/21	A	Georgetown*	L, 3-6
4/21	A	Georgetown*	L, 2-5
4/22	A	Georgetown*	L, 2-4
4/24	H	Fairfield	W, 11-10
4/25	A	Hartford	W, 11-6
4/26	H	Quinnipiac	W, 10-4
4/28	H	West Virginia*	L, 4-6
4/28	H	West Virginia*	L, 1-2
4/29	H	West Virginia*	W, 3-2
5/2	H	Sacred Heart	W, 10-8
5/3	A	Central Conn.	L, 1-2
5/5	A	#1 Notre Dame*	L, 1-6
5/5	A	#1 Notre Dame*	L, 12-13
5/6	A	#1 Notre Dame*	W, 19-12
5/8	H	Hartford	W, 19-8

\* - BIG EAST Conference Game

^ - Played in Torrington, Conn.

## 2000 (32-17, 14-9 BIG EAST)

2/25	N	Rider	W, 8-3
2/26	N	Monmouth	W, 14-5
2/27	N	Northwestern	L, 1-3
3/3	A	Troy State	W, 7-3
3/4	N	Vanderbilt	L, 2-8
3/5	A	Troy State	W, 4-2
3/10	A	Georgia Tech	L, 0-12
3/11	A	Georgia Tech	W, 11-5

3/12	A	Georgia Tech	L, 7-17
3/19	H	Boston College*	L, 1-10
3/19	H	Boston College*	W, 13-2
3/20	H	Boston College*	W, 6-4
3/22	A	Delaware	W, 6-4
3/23	A	Princeton	L, 6-7
3/25	H	Seton Hall*	L, 3-7
3/25	H	Seton Hall*	W, 16-12
3/26	H	Seton Hall*	W, 3-2
3/29	H	Massachusetts	W, 6-5
3/30	A	Northeastern	W, 7-1
4/1	H	Notre Dame*	L, 3-8
4/1	H	Notre Dame*	W, 8-1
4/2	H	Notre Dame*	L, 2-9
4/4	H	Rhode Island	W, 5-2
4/6	A	Fairfield	L, 13-16
4/8	H	Rutgers*	L, 7-15
4/8	H	Rutgers*	L, 6-10
4/10	H	Rutgers*	W, 2-0
4/12	H	Quinnipiac	W, 16-5
4/13	A	Holy Cross	W, 17-8
4/15	A	Pittsburgh*	L, 5-18
4/15	A	Pittsburgh*	L, 3-10
4/16	A	Pittsburgh*	W, 8-2
4/18	A	Massachusetts	W, 12-5
4/20	H	Villanova*	W, 2-1
4/20	H	Villanova*	W, 3-2
4/24	H	C.W. Post	W, 4-1
4/27	H	Fairfield	W, 8-2
4/29	A	West Virginia*	W, 9-4
4/29	A	West Virginia*	W, 9-4
4/30	A	West Virginia*	L, 3-15
5/2	A	Hartford	W, 8-3
5/3	H	Sacred Heart	W, 9-0
5/4	H	Central Conn.	W, 20-2
5/6	A	Georgetown*	W, 8-2
5/6	A	Georgetown*	W, 13-2
5/7	A	Georgetown*	W, 15-0
5/9	H	Manhattan	W, 23-7
5/17	N	Seton Hall%	L, 2-8
5/18	N	Rutgers%	L, 7-8

\* - BIG EAST Conference Game

% - BIG EAST Championship

## 1999 (27-24, 10-16 BIG EAST)

2/26	N	Navy	W, 4-1
2/26	N	West Virginia	L, 3-2
2/27	N	Memphis	W, 10-3
2/28	N	Air Force	L, 6-7
3/6	A	The Citadel	W, 2-1
3/6	A	The Citadel	L, 2-3
3/7	A	The Citadel	L, 4-9
3/13	N	Michigan	L, 3-6
3/14	N	St. Francis	W, 11-1
3/15	N	Rider	W, 13-11
3/17	N	Rhode Island	L, 17-2
3/18	N	Dartmouth	W, 5-3
3/19	N	Vermont	W, 5-4
3/20	N	Ohio State	W, 9-6
3/24	A	Yale	W, 7-5
3/25	A	Rhode Island	W, 7-5
3/27	H	Pittsburgh*	L, 0-1
3/27	H	Pittsburgh*	L, 5-7
3/28	H	West Virginia*	W, 2-1
3/28	H	West Virginia*	L, 7-8
3/30	H	Massachusetts	W, 20-14
3/31	A	Central Conn.	W, 23-5
4/1	H	Northeastern	W, 12-8
4/3	A	Notre Dame*	L, 7-11
4/3	A	Notre Dame*	L, 8-11
4/5	A	Providence*	L, 2-14
4/5	A	Providence*	L, 18-25
4/7	H	St. John's*	W, 3-2
4/8	A	Massachusetts	W, 8-0
4/10	A	Rutgers*	L, 2-11
4/10	A	Rutgers*	W, 19-11
4/11	A	Rutgers*	L, 6-9
4/14	A	St. John's*	W, 22-11
4/15	H	Holy Cross	W, 20-0
4/17	H	Georgetown*	W, 7-6
4/17	H	Georgetown*	W, 6-3
4/18	H	Georgetown*	W, 7-5
4/21	H	St. John's*	L, 4-10
4/22	H	Rhode Island	W, 10-5
4/24	A	Villanova*	L, 1-2
4/24	A	Villanova*	W, 9-8
4/25	A	Villanova*	L, 6-15
4/27	H	Fairfield	L, 4-5
4/29	A	Hartford	L, 3-6
5/1	H	Boston College*	W, 7-6
5/1	H	Boston College*	L, 8-11
5/2	H	Boston College*	L, 11-25
5/4	H	Hartford	W, 11-1
5/15	A	Seton Hall*	W, 8-2
5/15	A	Seton Hall*	L, 2-9
5/16	A	Seton Hall*	L, 2-12

\* - BIG EAST Conference Game

## 1998 (25-17, 12-11 BIG EAST)

3/6	N	California	L, 8-22
3/7	N	Rutgers	L, 9-15
3/8	A	Minnesota	L, 1-11
3/14	N	Indiana	W, 18-10
3/15	N	Marist	W, 6-3
3/16	N	Liberty	W, 6-5
3/17	N	New York Tech	W, 8-4
3/18	N	Northern Iowa	L, 1-6

3/23	H	Providence*	W, 6-1
------	---	-------------	--------



- Five College World Series Appearances
- 25 NCAA Tournament Appearances
- 3-Time NCAA Super Regional Participant

# UConn Baseball

- 2016 American Conference Champions
  - 10-Time BIG EAST Champions
- 17 Yankee Conference Championships

4/2	A	Massachusetts	L, 2-10
4/3	A	Fairfield	W, 19-3
4/4	H	New Hampshire	W, 7-4
4/6	A	Notre Dame*	L, 6-7
4/6	A	Notre Dame*	W, 10-9
4/9	H	Hartford	W, 11-5
4/13	H	Pittsburgh*	L, 3-6
4/13	H	Pittsburgh*	L, 3-10
4/14	H	Pittsburgh*	W, 16-2
4/17	A	St. John's*	W, 5-4
4/17	A	St. John's*	L, 0-4
4/18	A	Holy Cross	W, 9-8
4/20	H	Boston College*	W, 13-11
4/20	H	Boston College*	W, 28-7
4/21	H	Boston College*	L, 8-14
4/23	A	Rhode Island	L, 5-6
4/24	H	St. John's*	W, 4-3
4/25	H	Fairfield	W, 24-3
4/27	A	Georgetown*	W, 16-8
4/27	A	Georgetown*	W, 10-6
4/28	A	Villanova*	L, 0-4
4/28	A	Villanova*	L, 5-19
5/1	H	Brown	W, 7-1
5/4	A	West Virginia*	W, 7-5
5/5	A	West Virginia*	L, 3-9
5/5	A	West Virginia*	L, 11-12
5/7	H	Central Conn.	W, 10-2
5/8	A	Northeastern	L, 7-8

\* - BIG EAST Conference Game

## 1995 (13-30-1, 4-17 BIG EAST)

3/10	A	Wake Forest	L, 5-17
3/11	A	Wake Forest	W, 15-7
3/12	A	Wake Forest	L, 5-12
3/18	A	Delaware	L, 0-3
3/19	A	Delaware	L, 0-2
3/20	A	George Mason	W, 9-8
3/21	A	George Mason	L, 3-12
3/22	A	Navy	W, 10-5
3/25	A	Georgetown*	L, 9-10
3/25	A	Georgetown*	L, 3-4
3/26	A	Georgetown*	L, 4-8
3/29	A	Yale	L, 3-6
3/30	A	Fairfield	T, 9-9
4/1	A	Boston College*	L, 9-11
4/1	A	Boston College*	L, 5-10
4/2	A	Boston College*	L, 6-7
4/4	H	Massachusetts	L, 2-6
4/6	H	New Hampshire	L, 14-15
4/9	H	St. John's*	W, 6-1
4/9	H	St. John's*	L, 1-6
4/10	H	St. John's*	W, 5-2
4/11	A	Hartford	L, 2-6
4/12	A	Maine	L, 3-5
4/14	H	Pittsburgh*	L, 3-8
4/15	H	Pittsburgh*	L, 5-8
4/15	H	Pittsburgh*	L, 4-5
4/18	H	Rhode Island	W, 7-2
4/20	H	Holy Cross	W, 9-8
4/22	H	Seton Hall*	L, 4-5
4/22	H	Seton Hall*	W, 3-2
4/23	H	Seton Hall*	L, 7-8
4/25	H	Central Conn.	L, 0-4
4/27	H	Fairfield	W, 14-4
4/29	A	Providence*	L, 2-8
4/29	A	Providence*	L, 2-11
5/1	A	Providence*	W, 10-9
5/2	H	Hartford	W, 13-4
5/3	A	Brown	L, 5-11
5/4	A	Rhode Island	W, 20-5
5/6	A	Villanova*	L, 4-16
5/7	A	Villanova*	L, 2-3
5/7	A	Villanova*	L, 5-9
5/9	A	Central Conn.	L, 3-5
5/10	H	Northeastern	W, 4-2

\* - BIG EAST Conference Game

## 1994 (30-18, 12-9 BIG EAST)

### BIG EAST TOURNAMENT CHAMPS

3/11	A	North Carolina	L, 5-7
3/12	A	North Carolina	L, 3-12
3/13	A	North Carolina	L, 1-2
3/20	A	Delaware	W, 6-5
3/22	A	Navy	W, 8-7
3/23	A	George Mason	W, 7-1
3/26	A	Providence*	W, 6-4
3/26	A	Providence*	L, 4-6
3/28	A	Providence*	W, 16-5
3/31	A	Fairfield	W, 14-0
4/1	A	Pittsburgh*	L, 7-12
4/2	A	Pittsburgh*	L, 6-16
4/2	A	Pittsburgh*	L, 5-11
4/5	H	Massachusetts	W, 14-5
4/6	A	Rhode Island	W, 16-0
4/9	A	St. John's*	L, 1-2
4/9	A	St. John's*	W, 10-2
4/10	A	St. John's*	L, 4-6
4/12	A	Hartford	W, 10-2
4/14	A	Massachusetts	L, 3-11
4/17	H	Boston College*	W, 7-6
4/17	H	Boston College*	W, 21-4
4/18	H	Boston College*	W, 7-3
4/19	H	Yale	W, 12-2
4/20	A	Holy Cross	W, 6-1
4/21	A	Maine	L, 9-11
4/23	H	Georgetown*	W, 16-7

4/23	H	Georgetown*	W, 24-1
4/24	H	Georgetown*	L, 11-12
4/26	H	Central Conn.	W, 29-10
4/28	H	Fairfield	W, 7-6
4/30	A	Seton Hall*	L, 8-15
4/30	A	Seton Hall*	L, 0-16
5/1	A	Seton Hall*	W, 5-2
5/3	H	Hartford	W, 15-4
5/4	H	Brown	W, 7-2
5/5	H	Rhode Island	W, 7-6
5/7	H	Villanova*	W, 6-2
5/7	H	Villanova*	W, 9-5
5/8	H	Villanova*	W, 9-2
5/10	A	Central Conn.	L, 6-7
5/11	H	Northeastern	W, 10-4
5/18	N	Pittsburgh%	W, 4-3
5/19	N	Seton Hall%	W, 3-0
5/20	N	Seton Hall%	L, 1-6
5/21	N	Seton Hall%	W, 4-2
5/22	N	Georgia Tech\$	L, 0-7
5/28	N	Long Beach Tech\$	L, 9-16

\* - BIG EAST Conference Game  
% - BIG EAST Championship - Bristol, Conn.  
\$ - NCAA Tournament - Wichita, Kan.

## 1993 (27-19, 12-9 BIG EAST)

3/13	N	Regis	L, 17-18
3/14	N	Florida Southern	W, 8-4
3/15	N	Fordham	W, 8-5
3/17	N	Tennessee-Wesleyan	W, 22-1
3/18	N	Fordham	W, 7-6
3/19	N	Ohio State	L, 3-7
3/20	N	South Alabama	L, 5-11
3/27	A	Boston College*	W, 9-4
3/27	A	Boston College*	W, 3-1
3/28	A	Boston College*	L, 1-3
3/31	A	Yale	L, 1-5
4/3	A	Seton Hall*	W, 4-3
4/4	A	Seton Hall*	W, 6-3
4/4	A	Seton Hall*	L, 4-11
4/6	A	Rhode Island	W, 7-1
4/7	A	Massachusetts	W, 12-2
4/9	H	Pittsburgh*	W, 2-1
4/9	H	Pittsburgh*	L, 2-16
4/13	H	Hartford	L, 6-8
4/14	H	Northeastern	W, 8-4
4/15	A	Fairfield	W, 3-2
4/17	A	Georgetown*	L, 2-3
4/17	A	Georgetown*	W, 13-2
4/18	A	Georgetown*	W, 14-4
4/20	H	Holy Cross	W, 11-3
4/21	H	Massachusetts	W, 7-6
4/24	H	St. John's*	W, 7-4
4/24	H	St. John's*	L, 1-2
4/25	H	St. John's*	W, 6-2
4/27	A	Central Conn.	L, 2-10
4/29	H	Fairfield	W, 5-2
5/1	A	Villanova*	L, 6-8
5/1	A	Villanova*	L, 5-6
5/2	A	Villanova*	W, 13-9
5/4	H	Central Conn.	W, 7-6
5/5	H	Rhode Island	W, 7-3
5/8	A	Providence*	L, 3-4
5/8	A	Providence*	L, 1-4
5/9	A	Providence*	W, 7-6
5/15	H	Pittsburgh*	W, 5-3
5/18	N	Seton Hall%	L, 5-6
5/19	N	Villanova%	W, 10-5
5/20	N	Seton Hall%	W, 10-9
5/20	N	St. John's%	L, 0-9
5/28	N	Oklahoma St.\$	L, 5-9
5/29	N	Fordham\$	L, 0-5

\* - BIG EAST Conference Game  
% - BIG EAST Championship - Bristol, Conn.  
\$ - NCAA Tournament - Stillwater, Okla.

## 1992 (26-19-1, 13-7 BIG EAST)

3/7	N	Penn State	W, 6-5
3/8	A	St. Leo	W, 16-7
3/9	N	Oklahoma State	L, 3-5
3/10	N	Ithaca	W, 8-6
3/11	A	South Florida	L, 8-12
3/12	N	Oklahoma State	L, 5-10
3/13	A	Florida Southern	W, 7-1
3/14	N	Northern Illinois	W, 12-4
3/14	A	Florida Southern	L, 5-11
3/18	H	Rhode Island	W, 16-4
3/29	H	Villanova*	L, 1-11
3/29	H	Villanova*	W, 20-2
3/30	H	Villanova*	L, 4-8
4/1	A	Yale	L, 6-7
4/2	A	Fairfield	L, 1-4
4/4	A	Seton Hall*	L, 1-2
4/4	A	Seton Hall*	L, 2-3
4/5	A	Seton Hall*	W, 5-4
4/7	A	Massachusetts	L, 1-4
4/8	A	Rhode Island	W, 5-0
4/9	H	Hartford	L, 4-5
4/11	H	Georgetown*	W, 21-2
4/11	H	Georgetown*	W, 6-0
4/12	H	Georgetown*	W, 6-2
4/13	H	Providence*	W, 10-7
4/14	H	Hartford	L, 4-14
4/15	A	Northeastern	W, 9-4
4/18	A	Pittsburgh*	W, 8-5
4/18	A	Pittsburgh*	W, 10-3
4/19	A	Pittsburgh	W, 12-4

4/22	A	Holy Cross	T, 1-1
4/23	H	Fairfield	W, 6-4
4/25	A	St. John's*	L, 2-3
4/25	A	St. John's*	L, 8-9
4/26	A	St. John's*	W, 9-7
4/28	H	Central Conn.	W, 11-3
4/30	A	Central Conn.	L, 4-5
5/2	H	Boston College*	L, 1-4
5/2	H	Boston College*	W, 11-0
5/3	H	Boston College*	W, 13-6
5/10	H	Providence*	W, 4-3
5/12	N	Seton Hall%	W, 14-2
5/13	N	Providence%	L, 2-13
5/14	N	Seton Hall%	W, 4-3
5/14	N	Providence%	W, 11-8
5/15	N	Providence%	L, 3-5

\* - BIG EAST Conference Game  
% - BIG EAST Championship

## 1991 (16-25-1, 8-12 BIG EAST)

3/10	N	Ithaca	W, 4-3
3/10	A	St. Leo	W, 8-2
3/11	A	Florida Southern	L, 1-7
3/12	N	Chicago State	W, 11-4
3/12	A	Eckerd	L, 1-13
3/13	N	Fordham	L, 8-10
3/14	N	Liberty	L, 6-7
3/14	N	Florida Southern	L, 5-6
3/16	N	Michigan State	L, 2-3
3/20	H	Rhode Island	L, 2-5
3/21	H	Holy Cross	W, 7-4
3/24	A	Villanova*	W, 10-8
3/25	A	Villanova*	L, 3-4
3/25	A	Villanova*	W, 11-4
3/28	A	Massachusetts	T, 6-6
3/29	H	Pittsburgh*	L, 5-7
3/30	H	Pittsburgh*	W, 6-2
3/31	H	Pittsburgh*	W, 14-6
4/3	H	Yale	L, 5-6
4/4	H	Fairfield	W, 9-2
4/6	H	Seton Hall*	L, 3-4
4/6	H	Seton Hall*	L, 10-16
4/7	H	Seton Hall*	L, 5-6
4/9	H	Massachusetts	L, 4-11
4/10	A	Rhode Island	W, 15-14
4/11	A	Hartford	L, 7-10
4/13	A	Georgetown*	W, 9-0
4/14	A	Georgetown*	L, 1-3
4/14	A	Georgetown*	W, 9-4
4/16	H	Hartford	L, 6-13
4/17	A	Holy Cross	W, 7-6
4/20	H	St. John's*	L, 1-9
4/20	H	St. John's*	L, 0-11
4/23	H	Northeastern	L, 6-10
4/25	A	Fairfield	W, 7-2
4/27	A	Boston College*	L, 1-15
4/27	A	Boston College*	W, 8-2
4/28	A	Boston College*	L, 0-9
5/2	H	Brown	L, 6-10
5/3	A	Providence*	L, 7-15
5/5	A	Providence*	L, 7-11
5/5	A	Providence*	W, 6-5

\* - BIG EAST Conference Game

## 1990 (27-19-1, 12-9 BIG EAST)

### BIG EAST TOURNAMENT CHAMPS

3/11	A	UNC Charlotte	L, 1-2
3/12	A	UNC Charlotte	L, 3-8
3/13	N	Wingate College	W, 13-8
3/13	A	Wake Forest	W, 11-2
3/14	A	Wake Forest	W, 7-5
3/15	A	North Carolina	L, 1-7
3/16	A	North Carolina	L, 0-3
3/21	H	Rhode Island	W, 7-0
3/22	H	Siena	T, 5-5
3/24	H	Boston College*	W, 7-0
3/24	H	Boston College*	W, 5-4
3/25	H	Boston College*	W, 7-1
3/27	A	Massachusetts	W, 16-0
3/28	H	Hartford	W, 8-6
4/2	A	Seton Hall*	L, 0-1
4/2	A	Seton Hall*	L, 4-11
4/4	A	Yale	W, 4-1
4/5	A	Fairfield	L, 3-4
4/8	H	Villanova*	L, 1-4
4/8	H	Villanova*	L, 1-5
4/9	H	Villanova*	W, 4-3
4/10	H	Massachusetts	W, 8-7
4/12	A	St. John's*	L, 1-4
4/14	A	St. John's*	L, 1-2
4/14	A	St. John's*	W, 4-2
4/18	A	Hartford	L, 3-6
4/19	H	Central Conn.	W, 15-4
4/22	H	Georgetown*	W, 9-1
4/22	H	Georgetown*	W, 6-0
4/23	H	Georgetown*	W, 4-3
4/24	A	Northeastern	L, 2-5
4/26	H	Fairfield	W, 17-9
4/27	H	Maine	L, 3-17
4/28	H	Providence*	W, 1-0
4/28	H	Providence*	L, 2-6
4/29	H	Providence*	L, 7-8
5/1	A	Central Conn.	W, 3-2
5/3	A	Brown	W, 10-8
5/5	A	Pittsburgh*	W, 8-3
5/6	A	Pittsburgh*	W, 16-4
5/6	A	Pittsburgh*	W, 15-3

5/12	A	Seton Hall*	L, 1-2
5/15	N	Seton Hall%	W, 11-3
5/18	N	Villanova%	W, 1-0
5/19	N	Seton Hall%	W, 4-3
5/24	N	Georgia\$	L, 2-7
5/25	N	Rutgers\$	L, 5-15

- 180 MLB Draft Picks/Signings
- 31 All-Americans
- 70 All-Conference First Team Selections

# UConn Baseball

- Eight Conference Players of the Year
- Six Conference Pitchers of the Year
- Six Conference Coaches of the Year

3/18	A	Davidson	L, 5-9
3/19	A	North Carolina	L, 2-21
3/20	N	Bradley	L, 4-11
3/20	N	East Illinois	L, 4-10
3/21	A	Duke	L, 1-5
3/25	H	C.W. Post	W, 14-2
3/26	H	Rhode Island	W, 9-3
3/28	A	Providence*	L, 3-4 (10)
3/29	A	Providence*	W, 8-7
3/29	A	Providence*	W, 8-3
4/1	H	Yale	W, 16-2
4/2	A	Fairfield	W, 20-3
4/5	A	St. John's*	L, 0-1
4/5	A	St. John's*	L, 4-5
4/8	A	Yale	W, 6-0
4/9	H	Fairfield	W, 14-8
4/11	A	Boston College*	W, 4-1
4/11	A	Boston College*	W, 5-4
4/12	A	Boston College*	L, 8-12
4/16	A	Rhode Island	W, 9-8
4/17	H	St. John's*	L, 4-7
4/17	H	St. John's*	W, 9-1
4/20	A	St. John's*	W, 6-2
4/22	H	St. John's*	W, 7-6
4/23	H	Central Conn.	W, 26-6
4/25	H	Boston College*	W, 4-1
4/25	H	Boston College*	W, 3-2
4/26	H	Boston College*	L, 2-19
5/2	H	Providence*	W, 6-4
5/2	H	Providence*	W, 13-10
5/3	H	Providence*	L, 7-8
5/6	A	Central Conn.	W, 5-4
5/8	A	Northeastern	W, 11-5
5/14	N	Seton Hall %	L, 2-6
5/15	N	St. John's %	L, 4-13

\* - BIG EAST Conference Game

% - BIG EAST Championship - Bristol, Conn.

## 1986 (18-21, 10-8 BIG EAST)

3/9	A	Davidson	L, 4-10
3/10	A	Davidson	L, 7-17
3/11	N	George Mason	L, 2-3
3/12	A	UNC Charlotte	L, 7-8
3/12	N	George Mason	L, 2-3
3/15	N	Virginia	L, 2-11
3/15	A	East Carolina	L, 3-6
3/15	N	Virginia	L, 6-8
3/22	A	Seton Hall	L, 5-7
3/22	A	Seton Hall	W, 3-2
3/25	H	Hartford	W, 6-1
3/27	A	St. John's*	L, 3-5
3/29	A	St. John's*	L, 1-5
3/29	A	St. John's*	L, 1-7
4/1	H	Massachusetts	W, 10-9
4/2	A	Yale	L, 5-9
4/5	H	Providence*	W, 8-7
4/5	H	Providence*	W, 7-4
4/7	H	Providence*	L, 0-5
4/9	H	Yale	W, 7-5
4/10	A	Fairfield	W, 6-2
4/11	A	Boston College*	W, 17-6
4/11	A	Boston College*	W, 8-3
4/12	A	Boston College*	W, 7-2
4/16	H	Rhode Island	L, 2-5
4/17	H	Siena	L, 4-10
4/19	A	Providence*	L, 6-7
4/19	A	Providence*	W, 16-5
4/20	H	Providence*	L, 3-13
4/24	H	Holy Cross	W, 12-7
4/26	H	Boston College*	L, 3-4
4/27	H	Boston College*	W, 10-6
4/27	H	Boston College*	W, 9-8
4/29	A	Massachusetts	L, 4-10
4/30	H	Fairfield	W, 6-1
5/1	A	Holy Cross	W, 11-5
5/3	H	St. John's*	W, 8-3
5/3	H	St. John's*	L, 3-4
5/4	H	St. John's*	W, 3-1

\* - BIG EAST Conference Game

## 1985 (20-24-1, 11-7 BIG EAST)

3/9	N	Appalachian State	L, 6-9
3/9	N	Appalachian State	L, 6-10
3/10	A	South Carolina	L, 4-10
3/11	A	Davidson	W, 11-10
3/12	A	Davidson	W, 15-12
3/13	N	Purdue	L, 1-5
3/13	A	North Carolina	L, 0-8
3/14	A	North Carolina	L, 5-6
3/15	A	East Carolina	L, 7-10
3/16	A	East Carolina	L, 5-6
3/16	A	East Carolina	W, 6-1
3/30	H	Boston College*	L, 4-9
3/30	H	Boston College*	W, 2-0
3/31	H	Boston College*	W, 8-2
4/2	A	Massachusetts	L, 3-6
4/3	A	Yale	T, 4-4
4/4	H	St. John's*	W, 2-0
4/6	H	St. John's*	W, 7-6
4/6	H	St. John's*	W, 2-1
4/9	A	New Hampshire	L, 10-16
4/10	A	Fairfield	L, 1-4
4/11	H	Hartford	W, 18-1
4/13	A	Providence*	W, 6-0
4/13	A	Providence*	L, 0-1
4/14	A	Providence*	W, 4-0
4/16	H	Boston University	W, 26-0

4/17	A	Rhode Island	L, 0-2
4/18	A	Siena	L, 2-4
4/20	H	Providence*	L, 4-8
4/20	H	Providence*	W, 2-1
4/21	H	Providence*	W, 7-4
4/23	A	Holy Cross	W, 14-4
4/25	H	Fairfield	L, 4-5
4/27	A	St. John's*	L, 1-5
4/27	A	St. John's*	W, 4-2
4/28	A	St. John's*	L, 3-12
4/30	A	Massachusetts	W, 16-10
5/1	A	Brown	W, 11-5
5/2	H	Northeastern	L, 2-4
5/4	A	Boston College*	L, 1-2
5/5	A	Boston College*	W, 7-5
5/5	A	Boston College*	L, 6-11
5/16	N	Georgetown %	W, 11-9
5/17	N	St. John's %	L, 5-6
5/18	N	Seton Hall %	L, 2-8

\* - BIG EAST Conference Game

% - BIG EAST Championship - Bristol, Conn.

## 1984 (20-18)

3/10	A	Davidson	W, 11-5
3/11	N	Eastern Kentucky	W, 4-0
3/12	A	Davidson	L, 3-4
3/14	A	North Carolina	L, 0-14
3/15	A	North Carolina	W, 9-4
3/16	A	East Carolina	L, 6-7
3/17	A	East Carolina	L, 4-8
3/17	A	East Carolina	L, 4-5
3/24	H	FDU	L, 2-3
4/3	H	Massachusetts	W, 4-0
4/4	H	Yale	W, 5-4
4/6	A	Harvard	L, 10-14
4/7	H	Maine	W, 1-0
4/7	H	Maine	L, 4-5
4/8	H	Maine	L, 1-2
4/8	H	Maine	W, 8-0
4/11	A	St. John's	W, 8-7
4/13	H	Northeastern	W, 4-3
4/17	A	Providence	L, 1-2
4/18	H	Rhode Island	W, 7-3
4/19	H	Holy Cross	L, 6-11
4/20	A	Fairfield	W, 14-4
4/21	H	St. John's	L, 3-4
4/23	H	Boston College	W, 7-6
4/23	H	Boston College	W, 6-1
4/26	A	Holy Cross	W, 9-4
4/27	H	Fairfield	W, 5-1
4/28	A	Vermont	L, 2-4
4/28	A	Vermont	W, 7-5
4/30	H	Brown	W, 21-1
5/1	H	Massachusetts	L, 1-6
5/2	H	Providence	L, 3-5
5/3	A	Northeastern	W, 12-5
5/6	H	New York Tech	L, 1-8
5/17	N	Providence %	L, 5-6
5/18	N	New Hampshire %	W, 10-9
5/19	N	Providence %	W, 6-5
5/20	N	Maine %	L, 1-12

% - ECAC Championship - Pawtucket, R.I.

## 1983 (19-14-1)

3/12	A	East Carolina	L, 3-8
3/13	A	East Carolina	L, 8-9
3/13	A	East Carolina	L, 10-11
3/14	A	North Carolina	W, 11-9
3/15	A	North Carolina	L, 2-18
3/16	A	Davidson	W, 14-2
3/26	A	Seton Hall	W, 3-1
3/26	A	Seton Hall	L, 3-5
3/30	A	Providence	W, 20-4
4/1	A	Fairfield	W, 12-5
4/2	H	Vermont	W, 9-6
4/2	H	Vermont	T, 3-3
4/5	H	Massachusetts	L, 5-7
4/6	A	Yale	W, 8-0
4/8	H	Harvard	L, 1-5
4/9	A	Northeastern	W, 4-1
4/12	H	Providence	W, 9-4
4/13	H	St. John's	L, 2-5
4/17	H	Northeastern	W, 7-4
4/21	A	Holy Cross	L, 3-5
4/22	H	Fairfield	W, 2-1
4/23	A	St. John's	W, 4-2
4/27	H	Army	W, 5-4
4/28	H	Holy Cross	W, 7-4
5/3	A	Massachusetts	L, 6-7
5/7	H	New Hampshire	L, 3-15
5/7	H	New Hampshire	L, 0-16
5/8	H	New York Tech	W, 10-5
5/9	H	Brown	W, 6-2
5/13	N	Massachusetts %	L, 7-8
5/14	N	Providence %	W, 5-0
5/15	N	Massachusetts %	W, 7-6
5/15	N	Maine %	W, 2-1
5/15	N	Maine %	L, 0-7

% - ECAC Championship - Pawtucket, R.I.

## 1982 (9-22)

3/12	A	East Carolina	L, 0-11
3/12	A	East Carolina	L, 2-9
3/13	A	East Carolina	L, 2-4
3/14	A	East Carolina	L, 3-12
3/15	N	North Carolina	W, 5-4 (15)

3/15	A	N.C. State	L, 9-12
3/16	A	N.C. State	L, 0-5
3/17	A	North Carolina	L, 3-5
3/28	H	New York Tech	L, 1-7
4/3	H	Maine	L, 0-5
4/13	H	Brown	W, 8-4
4/15	H	St. John's	W, 4-0
4/16	A	Providence	W, 6-1
4/17	H	Siena	W, 13-5
4/17	H	Siena	L, 3-5
4/18	H	Providence	L, 0-4
4/20	A	Brown	L, 11-16
4/21	H	Rhode Island	L, 1-3
4/22	H	Holy Cross	W, 2-0
4/23	A	Fairfield	L, 2-9
4/24	A	St. John's	L, 10-13
4/25	H	St. Francis (NY)	L, 4-6
4/25	H	St. Francis (NY)	L, 3-11
4/27	H	Boston College	L, 1-4
4/29	H	Fairfield	L, 6-8
4/30	A	Providence	L, 6-7
5/1	A	New Hampshire	L, 2-9
5/1	A	New Hampshire	W, 6-1
5/4	H	Massachusetts	W, 8-6
5/5	A	Harvard	L, 4-5
5/9	H	Northeastern	W, 9-3

## 1981 (24-19-2)

3/13	A	East Carolina	L, 7-8
3/13	N	Virginia	L, 2-9
3/14	N	Virginia	W, 5-4
3/15	A	East Carolina	W, 3-1
3/16	A	N.C. State	W, 10-6
3/17	A	N.C. State	L, 11-12
3/17	A	North Carolina	L, 3-7
3/18	A	N.C. State	L, 2-5
3/19	A	N.C. State	L, 8-10
3/20	A	North Carolina	L, 4-9
3/27	A	Rutgers	L, 1-6
3/28	A	Lafayette	W, 13-12
3/29	A	St. John's	L, 0-5
4/2	A	Iona	T, 7-7
4/4	A	Siena	L, 0-2
4/4	A	Siena	L, 6-7
4/5	H	Army	L, 3-5
4/5	H	Army	W, 13-9
4/6	A	Yale	W, 8-1
4/7	A	Brown	L, 5-8
4/8	H	Fairfield	W, 31-4**
4/11	A	Rhode Island	W, 1-0
4/11	A	Rhode Island	W, 4-0
4/13	H	Northeastern	L, 9-10
4/14	H	Providence	W, 11-4
4/17	A	Northeastern	W, 4-3
4/18	H	St. John's	W, 7-5
4/21	H	Brown	T, 7-7
4/22	A	Providence	W, 7-3
4/25	H	Vermont	W, 4-2
4/25	H	Vermont	L, 3-5
4/27	H	Massachusetts	W, 11-10
4/28	A	Boston College	W, 16-6
4/29	A	Fairfield	W, 15-7
4/30	A	Holy Cross	W, 5-3
5/2	A	Maine	L, 4-5
5/2	A	Maine	L, 7-13
5/4	H	New York Tech	W, 2-0
5/5	A	Massachusetts	W, 7-6
5/6	H	Dartmouth	W, 5-0
5/9	H	New Hampshire	W, 6-5
5/9	H	New Hampshire	W, 8-1
5/15	N	Vermont%	L, 7-11
5/16	N	Providence%	W, 11-7
5/16	N	Vermont%	L, 4-6

\*\* UConn/New England Runs Record

% - ECAC Championship - Worcester, Mass

## 1980 (20-22)

3/8	A	N.C. Wesleyan	L, 3-4
3/9	A	East Carolina	L, 1-2
3/9	A	East Carolina	L, 0-1
3/10	A	East Carolina	L, 3-4
3/10	A	East Carolina	L, 3-6
3/11	A	N.C. State	L, 5-8
3/12	A	N.C. State	L, 6-10
3/14	A	North Carolina	W, 5-3
3/14	A	North Carolina	L, 2-5
3/27	H	St. John's	W, 4-0
3/29	H	Iona	W, 10-5
4/1	H	Yale	L, 1-2
4/2	A	Army	L, 2-3
4/5	H	Maine	W, 7-0
4/5	H	Maine	W, 10-2
4/7	H	Brown	W, 11-6
4/8	A	Massachusetts	L, 0-1
4/8	A	Massachusetts	L, 3-4
4/11	A	Dartmouth	W, 12-0
4/15	A	Providence	W, 4-1
4/16	H	Fairfield	L, 4-5
4/18	H	Northeastern	L, 3-4
4/20	H	North Carolina	L, 7-8
4/21	H	Siena	W, 6-0
4/21	H	Siena	W, 6-3
4/22	A	Brown	L, 7-8
4/23	H	Providence	W, 8-7
4/25	A	Northeastern	W, 11-0
4/26	H	Rhode Island	W, 4-3
4/26	H	Rhode Island	W, 2-1

4/29	H	Boston College	L, 3-8
4/30	A	Fairfield	W, 2-1
5/1	H	Holy Cross	L, 2-5
5/3	A	New Hampshire	W, 6-0
5/3	A	New Hampshire	L, 3-4
5/4	A	Vermont	W, 6-1
5/4	A	Vermont	L, 3-2
5/16	N	Maine %	L, 9-3
5/17	N	New Hampshire %	W, 9-3
5/17	N	Holy Cross %	W, 4-2
5/19	N	Maine %	W, 2-1
5/19	N	Maine %	L, 10-1
% - ECAC Championship - Worcester, Mass.			



- Five College World Series Appearances
- 25 NCAA Tournament Appearances
- 3-Time NCAA Super Regional Participant

# UConn Baseball

- 2016 American Conference Champions
- 10-Time BIG EAST Champions
- 17 Yankee Conference Championships

3/26	A	St. John's	L, 1-7	5/10	A	Massachusetts*	W, 4-1
4/1	H	Bridgeport	W, 2-1	W, 7-3			
4/2	A	Holy Cross	W, 12-7	5/11	H	Massachusetts*	W, 12-7
4/7	H	St. John's	W, 11-3	W, 6-3			
4/8	H	Holy Cross	W, 7-3	5/14	H	Brown	W, 7-3
4/12	A	Rhode Island	W, 2-1	W, 10-7			
4/16	H	Northeastern	W, 5-1	*	- Yankee Conference Game		
4/19	H	Providence	W, 7-2				
4/27	A	Providence	W, 6-1				
4/28	H	Brown	W, 8-2				
4/28	H	Brown	W, 3-0				
4/30	A	Maine	L, 2-3	3/5	A	South Florida	L, 1-5
4/30	A	Maine	W, 1-0	3/6	A	South Florida	L, 1-3
5/1	A	New Hampshire	W, 2-1	3/7	A	Eckerd	L, 4-8
5/1	A	New Hampshire	W, 4-1	3/8	A	Eckerd	L, 2-3
5/4	H	Massachusetts	L, 3-7	3/31	A	Rutgers	W, 4-1
5/4	H	Massachusetts	W, 3-2	3/31	A	Rutgers	W, 2-1
5/7	H	Rhode Island	W, 5-0	4/6	H	Norwich	W, 9-0
5/7	H	Rhode Island	W, 8-7	4/7	A	Providence	L, 1-9
5/17	A	Fairfield	W, 18-2	4/10	H	Holy Cross	W, 5-2
5/20	H	Boston College%	W, 2-0	4/14	H	Fairfield	W, 8-0
5/21	H	Fairfield%	W, 6-1	4/16	A	Boston College	W, 8-0
5/22	H	Boston College%	L, 1-5	4/20	A	Maine*	L, 4-8
5/22	H	Boston College%	W, 2-0	4/21	A	Maine*	W, 6-5 (10)
5/27	N	Temple\$	L, 7-9	4/23	A	Rhode Island*	W, 3-2
5/28	N	Cornell\$	L, 7-9	4/24	H	Rhode Island*	W, 10-5

% - ECAC Championship - Storrs, Conn.  
\$ - NCAA District I Playoffs - Middletown, Conn.

<b>1976 (24-6)</b>							
3/5	A	Davidson	W, 18-4				
3/6	A	Davidson	W, 2-1				
3/6	A	Davidson	W, 15-0				
3/8	A	Wake Forest	L, 0-3				
3/10	A	Virginia Tech	L, 2-6	3/24	A	Stetson	L, 0-3
3/11	A	Virginia Tech	W, 7-2	3/25	A	Stetson	L, 0-4
3/12	A	VMI	W, 2-0	3/27	A	Florida Southern	L, 3-7
3/12	A	VMI	W, 6-1	3/28	A	St. Leo	L, 6-8
3/27	A	St. John's	W, 3-0	3/29	A	St. Leo	W, 3-2
3/27	A	St. John's	L, 6-17	3/30	A	South Florida	W, 8-3
4/3	H	Holy Cross	W, 14-4	4/10	H	Holy Cross*	W, 6-2
4/5	H	Yale	W, 4-2 (12)	4/14	H	Rhode Island*	W, 4-0
4/9	A	Holy Cross	W, 2-1	4/15	A	Rhode Island*	W, 6-1
4/10	H	Maine	W, 2-0	4/19	A	Holy Cross*	W, 10-5
4/13	H	Maine	W, 2-0	4/21	H	Maine*	W, 1-0
4/15	A	Bridgeport	W, 5-4 (11)	4/22	H	Maine*	W, 6-2
4/17	A	Rhode Island	W, 5-0	4/25	A	Brown	L, 2-3
4/17	A	Rhode Island	W, 7-1	4/28	H	New Hampshire*	W, 3-2
4/20	H	Fairfield	L, 3-17	4/29	H	New Hampshire*	W, 2-1
4/22	H	Providence	W, 4-1	5/5	A	Boston U.*	W, 18-1
4/24	H	Boston College	W, 9-0	5/6	H	Boston U.*	W, 6-4
4/29	H	New Hampshire	W, 4-3	5/7	A	Coast Guard	W, 13-5
4/29	H	New Hampshire	W, 5-1	5/10	H	Boston College	W, 10-2
4/30	A	Fairfield	W, 5-0	5/13	A	Massachusetts*	W, 9-3
5/12	H	Providence	W, 8-1	5/14	H	Massachusetts*	W, 13-3
5/14	A	Brown	W, 7-0	5/27	A	Northeastern\$	W, 5-2
5/15	A	Northeastern	W, 7-6	5/28	A	Harvard\$	W, 8-5
5/16	A	Massachusetts	W, 3-1	5/29	A	Harvard\$	W, 11-2
5/21	N	Massachusetts%	L, 5-6	6/9	A	Texas!	W, 3-0
5/22	N	Maine%	L, 1-2	6/11	A	Southern California!	L, 4-5
% - ECAC Championship - Middletown, Conn.							

\* - Yankee Conference Game  
\$ - NCAA District I Playoffs - Cambridge, Mass.  
! - College World Series - Omaha, Neb.

<b>1975 (16-5-2)</b>							
3/7	A	Washington & Lee	W, 4-0				
3/8	A	Washington & Lee	W, 16-0				
3/10	A	Davidson	W, 10-1				
3/11	A	Davidson	W, 10-1				
4/7	A	Yale	W, 7-3	4/5	H	Coast Guard	W, 2-0
4/8	H	Holy Cross	W, 4-1	4/6	A	Wesleyan	W, 11-2
4/9	A	Brown	W, 7-3	4/8	H	Norwich	W, 9-0
4/13	A	Holy Cross	L, 1-2	4/9	H	Norwich	W, 6-2
4/15	H	Rhode Island	L, 1-4	4/10	H	Providence	W, 3-2
4/15	H	Rhode Island	T, 7-7 (10)	4/12	A	Holy Cross	W, 14-0
4/19	A	Maine	L, 1-3	4/14	A	Massachusetts*	W, 3-2
4/19	A	Maine	W, 3-0	4/15	H	Trinity	W, 10-2
4/22	H	Providence	W, 5-3	4/17	H	Boston U.	W, 2-1
4/24	A	Boston College	W, 5-3	4/20	A	New Hampshire*	W, 6-4
4/26	A	New Hampshire	W, 3-0	4/23	H	Vermont*	W, 9-0
4/26	A	New Hampshire	T, 2-2 (13)	4/24	H	Vermont*	W, 16-4
4/29	A	Fairfield	W, 12-8	4/24	H	Vermont*	W, 12-11
4/30	A	Providence	L, 7-8 (10)	4/28	A	Rhode Island*	W, 4-0
5/3	H	Fairfield	W, 3-0	5/1	H	New Hampshire*	L, 2-3
5/14	H	Brown	W, 2-1	5/1	H	New Hampshire*	W, 5-2
5/15	H	Dartmouth	W, 3-2 (13)	5/5	A	Yale	L, 4-6
5/17	H	Massachusetts	W, 7-4	5/8	A	Boston College	W, 2-1
5/17	H	Massachusetts	L, 2-8	5/11	H	Rhode Island*	W, 9-0

<b>1974 (12-9, 4-3 Yankee Conference)</b>							
3/4	A	South Florida	L, 4-5				
3/5	A	South Florida	L, 4-10	5/19	H	Massachusetts*	W, 5-4
3/6	N	Temple	L, 2-5	5/19	H	Massachusetts*	L, 0-4
3/7	N	Rollins	W, 8-3	*	- Yankee Conference Game		
3/8	A	South Florida	L, 1-6				
4/3	H	Providence	W, 7-6				
4/5	H	Holy Cross	L, 6-8				
4/6	A	Holy Cross	W, 6-4	3/20	A	South Florida	L, 4-6
4/12	H	Maine*	L, 2-13	3/21	A	South Florida	L, 3-4
4/16	H	Rhode Island*	L, 1-2	3/23	N	Rutgers	W, 2-1
4/17	A	Rhode Island*	W, 13-0	3/24	N	Michigan State	L, 6-10
4/20	H	Northeastern	W, 9-3	3/25	N	Penn State	L, 2-6
4/21	H	Fairfield	W, 3-0	3/26	N	Ohio State	W, 1-0
4/24	A	Brown	W, 6-1	3/27	A	Miami (FL)	L, 1-2
4/26	H	New Hampshire*	L, 4-6	3/28	A	Miami (FL)	L, 0-4
4/27	A	New Hampshire*	W, 6-4	4/7	H	Wesleyan	W, 5-0
5/8	H	Yale	W, 7-5	4/9	A	Massachusetts*	W, 2-0
5/9	H	Boston College	L, 9-11	4/10	H	Norwich	W, 8-0
				4/13	H	Holy Cross	L, 3-5

4/15	H	Boston U.	W, 4-1
4/18	A	Springfield	L, 3-5
4/25	A	Vermont*	W, 3-2
4/26	A	Vermont*	W, 6-2
4/28	H	Massachusetts*	L, 12-14
4/29	H	Rhode Island*	W, 10-0
5/2	A	New Hampshire*	W, 9-3
5/2	A	New Hampshire*	W, 8-0
5/5	A	Brown	W, 9-0
5/9	H	Boston College	W, 7-3
5/12	A	Rhode Island*	W, 11-9
5/13	H	Yale	W, 9-8
5/15	H	Maine*	L, 2-4
5/16	H	Maine*	W, 3-1
5/29	N	Maine@	W, 2-0
6/2	N	Providence\$	W, 8-0
6/2	A	Dartmouth\$	L, 2-8
6/3	A	Dartmouth\$	L, 3-12
* - Yankee Conference Game			
@ - Yankee Conference Playoff - Durham,			
N.H.			
\$ - NCAA District I Playoffs - Hanover,			
N.H.			

<b>1969 (10-16, 6-4 Yankee Conference)</b>							
3/28	A	South Florida	L, 2-3				
3/29	A	South Florida	L, 0-3				
3/31	N	Lewis College	L, 1-3				
4/1	A	St. Leo	L, 0-1				
4/2	A	Florida Southern	L, 4-12				
4/3	A	Florida Southern	L, 3-8				
4/4	A	Tampa	L, 1-2				
4/8	A	Wesleyan	W, 3-2				
4/10	H	Massachusetts*	L, 1-4				
4/14	A	Holy Cross	L, 0-2				
4/15	H	Boston U.	L, 2-3				
4/17	A	New Hampshire*	W, 6-5				
4/19	H	Norwich	W, 3-0				
4/19	H	Norwich	W, 1-0				
4/26	H	Vermont*	L, 1-3				
4/27	H	Vermont*	W, 4-1				
4/29	A	Massachusetts*	L, 0-4				
4/30	A	Rhode Island*	W, 4-1				
5/2	H	Brown	L, 3-7				
5/3	H	New Hampshire*	W, 2-0				
5/7	H	Springfield	L, 5-6				
5/10	A	Boston College	L, 3-5				
5/13	H	Rhode Island*	W, 4-3				
5/14	A	Yale	W, 5-1				
5/16	A	Maine*	W, 12-8				
5/17	A	Maine*	L, 2-7				

* - Yankee Conference Game							
<b>1968 (17-10, 8-1 Yankee Conference)</b>							
4/5	A	South Florida	W, 3-2 (14)				
4/6	A	South Florida	W, 10-5				
4/8	A	Florida Southern	L, 0-5				
4/10	A	Florida Southern	W, 5-3				
4/11	A	St. Leo	L, 1-4				
4/12	A	St. Leo	W, 1-0				
4/12	A	South Florida	L, 3-6				
4/16	H	Boston U.	L, 0-2				
4/18	H	New Hampshire*	W, 5-1				
4/21	A	Holy Cross	L, 0-4				
4/23	A	Massachusetts*	L, 2-6				
4/26	A	Vermont*	W, 6-3				
4/30	H	Massachusetts*	W, 2-0				
5/1	A	Rhode Island*	W, 3-0				
5/3	H	Yale	L, 1-4				
5/4	A	New Hampshire*	W, 5-0				
5/6	A	Springfield	L, 4-5				
5/7	A	Brown	W, 19-3				
5/9	H	Wesleyan	W, 7-2				
5/11	H	Boston College	W, 4-3				
5/14	H	Rhode Island*	W, 3-1				
5/17	H	Maine*	W, 4-3				
5/18	H	Maine*	W, 2-0*				
6/4	H	Providence\$	W, 2-0				
6/5	H	Harvard\$	L, 0-3				
6/6	H	Boston U.\$	W, 8-2				
6/6	H	Harvard\$	L, 2-3				
* - Yankee Conference Game							
\$ - NCAA District I Playoffs - Storrs, Conn.							

\*\* - Field named in honor of J.O. Christian

1967 (16-5, 7-3 Yankee Conference)			
3/17	A	Stetson	W, 11-0
3/18	A	Stetson	W, 15-1
3/20	A	Rollins	W, 5-3
3/21	A	Rollins	W, 4-0
3/22	A	Florida Southern	L, 7-16
3/23	A	Florida Southern	W, 6-3
3/24	A	St. Leo	W, 2-1
3/24	A	St. Leo	W, 9-1
4/14	H	Vermont*	W, 5-0
4/15	H	Vermont*	W, 6-4
4/20	A	New Hampshire*	W, 1-0
4/28	A	Maine*	L, 1-2
4/29	A	Maine*	W, 8-0
5/4	H	Rhode Island*	W, 5-3
5/6	H	New Hampshire*	L, 2-3
5/8	A	Yale	L, 2-3
5/13	A	American Inter.	W, 2-1

- 180 MLB Draft Picks/Signings
- 31 All-Americans
- 70 All-Conference First Team Selections

# UConn Baseball

- Eight Conference Players of the Year
- Six Conference Pitchers of the Year
- Six Conference Coaches of the Year

6/7 Western Michigan! L, 6-14  
 \* - Yankee Conference Game  
 ! - College World Series - Omaha, Neb.

## 1958 (15-6, 6-1 Yankee Conference)

3/31	Maryland	W, 10-5
3/31	Maryland	W, 9-4
4/1 A	Duke	W, 3-2
4/1 N	North Carolina	L, 3-12
4/2 A	Wake Forest	W, 3-2
4/5	LIU Brooklyn^	W, 7-6
4/16	Massachusetts*	W, 6-1
4/17	Northeastern	W, 10-4
4/19	Rhode Island*	W, 13-2
4/23	Wesleyan	W, 6-2
4/26	Boston University	L, 0-1
4/30	AIC	L, 2-4
5/3	New Hampshire*	W, 9-1
5/5	Massachusetts*	W, 5-4
5/10	New Hampshire*	W, 13-0
5/17	Springfield	W, 5-4
5/21	Holy Cross	L, 0-10
5/23	Vermont*	W, 5-1
5/24	Vermont*	L, 1-8
5/30	Dartmouth S	W, 1-0
5/31	Dartmouth S	W, 10-0
6/1	Holy Cross S	L, 1-2

\* - Yankee Conference Game  
 ^ - Ebbets Field, Brooklyn, N.Y.  
 S - NCAA District I Playoffs - Springfield, Mass.

## 1957 (14-10, 5-5 Yankee Conference)

4/11	Northeastern	W, 2-1
4/13	Maine*	L, 4-6
4/16	Massachusetts*	W, 6-0
4/19	Massachusetts*	W, 2-1
4/22	Wesleyan	L, 4-5
4/25	Boston University	W, 2-0
4/27	Vermont*	W, 9-4
4/27	Vermont*	L, 1-3
4/30	Yale	W, 8-3
5/2	Holy Cross	W, 2-1
5/6	Coast Guard	W, 8-6
5/9	Rhode Island*	W, 20-6
5/11	New Hampshire*	L, 1-2
5/11	New Hampshire*	L, 3-6
5/13	AIC	L, 5-6
5/17	Springfield	W, 6-4
5/18	Maine*	W, 2-0
5/21	Rhode Island*	L, 0-2
5/30	Springfield S	L, 4-9
5/31	Springfield S	W, 4-3
5/31	Springfield S	W, 5-0
6/6	Texas !	L, 0-3
6/7	Florida State !	W, 5-3
6/8	Iowa State !	L, 2-5

\* - Yankee Conference Game  
 S - NCAA District I Playoffs- Springfield, Mass.  
 ! - College World Series - Omaha, Neb.

## 1956 (9-8-2, 4-4-1 Yankee Conference)

4/11	Wesleyan	L, 9-11
4/14	Northeastern	W, 20-4
4/17	Massachusetts*	T, 1-1
4/18	Maine*	W, 18-0
4/21	Vermont*	W, 8-3
4/21	Vermont*	L, 1-3
4/27	Colby	T, 8-8
4/28	Boston University	W, 6-0
4/30	Holy Cross	L, 7-17
5/3	Yale	W, 5-1
5/5	AIC	L, 4-6
5/7	Springfield	W, 1-0
5/8	Coast Guard	W, 9-1
5/12	New Hampshire*	L, 3-7
5/12	New Hampshire*	L, 5-6
5/18	Colby	L, 5-9
5/19	Maine*	W, 5-3
5/22	Rhode Island*	L, 2-3
5/22	Rhode Island*	W, 6-1

\* - Yankee Conference Game

## 1955 (11-6, 6-2 Yankee Conference)

4/15	Northeastern	W, 6-2
4/16	Springfield	L, 2-3
4/21	Colby	W, 8-2
4/23	Maine*	W, 4-0
4/27	Wesleyan	L, 1-2
5/2	AIC	W, 15-7
5/3	Yale	W, 3-2
5/6	Colby	L, 1-2
5/10	Coast Guard	W, 6-5
5/12	Rhode Island*	L, 10-15
5/14	New Hampshire*	W, 6-2
5/14	New Hampshire*	L, 2-5
5/19	Vermont*	W, 3-2
5/19	Vermont*	W, 4-0
5/21	Holy Cross	L, 2-6
5/24	Rhode Island*	W, 7-4
5/27	Maine*	W, 4-3

\* - Yankee Conference Game

## 1954 (10-8, 4-5 Yankee Conference)

4/14	Brown	W, 4-0
4/19	Massachusetts*	L, 0-1

4/19	Massachusetts*	L, 0-1
4/21	Coast Guard	W, 9-3
4/23	Vermont*	W, 3-2
4/24	Maine*	W, 8-7
4/30	Boston University	W, 4-3
5/1	Holy Cross	L, 3-10
5/5	Springfield	L, 3-5
5/7	Northeastern	W, 9-3
5/8	Maine*	L, 3-6
5/13	Rhode Island*	W, 1-0
5/15	New Hampshire*	L, 2-3
5/15	New Hampshire*	L, 3-4
5/19	Wesleyan	L, 2-3
5/22	Brandeis	W, 11-2
5/25	Rhode Island*	W, 2-1
6/5	Rutgers	W, 2-1

\* - Yankee Conference Game

## 1953 (9-6-1, 3-2-1 Yankee Conference)

4/11	Brown	W, 13-4
4/23	Coast Guard	W, 15-1
4/25	Maine*	W, 5-2
4/28	Tufts	W, 4-3
4/29	Wesleyan	W, 11-2
5/6	Providence	L, 2-6
5/8	Colby	L, 0-3
5/9	Maine*	L, 11-12
5/11	Yale	L, 4-9
5/14	Rhode Island*	W, 6-3
5/14	Rhode Island*	T, 1-1
5/16	New Hampshire*	L, 1-11
5/16	New Hampshire*	W, 3-1
5/23	Holy Cross	L, 2-9
5/25	AIC	W, 3-2
6/6	AIC	W, 10-3

\* - Yankee Conference Game

## 1952 (9-5-1, 4-2 Yankee Conference)

3/31	Army	T, 2-2
4/3	Cherry Point Marines	L, 0-6
4/3	Cherry Point Marines	W, 5-2
4/11	Wesleyan	W, 4-2
4/12	Brown	L, 2-6
4/16	Massachusetts*	W, 5-3
4/19	AIC	W, 10-4
4/23	Yale	W, 8-6
4/26	Maine*	L, 2-5
5/3	Boston University	W, 10-3
5/7	Providence	L, 7-8
5/9	Rhode Island*	W, 6-3
5/14	Rhode Island*	W, 6-3
5/17	New Hampshire*	W, 5-0
5/17	New Hampshire*	L, 4-4

\* - Yankee Conference Game

## 1951 (9-9-1, 4-0-1 Yankee Conference)

3/28	Camp Lejeune	L, 3-7
3/29	Camp Lejeune	L, 7-9
3/30	Cherry Point Marines	L, 0-1
3/31	Cherry Point Marines	W, 5-1
4/4	Army	L, 11-12
4/14	Brown	L, 4-11
4/18	Massachusetts*	W, 3-1
4/20	AIC	L, 3-7
4/24	Rhode Island*	W, 6-4
4/27	Springfield	L, 2-3
4/28	Wesleyan	W, 26-8
5/5	Boston University	L, 3-5
5/7	Camp Lejeune	W, 10-3
5/15	Yale	W, 5-0
5/19	New Hampshire*	W, 8-1
5/19	New Hampshire*	W, 1-0
5/23	Rhode Island*	T, 6-6
5/26	Tufts	W, 6-5
6/9	Holy Cross	L, 6-10

\* - Yankee Conference Game

## 1950 (7-8, 4-3 Yankee Conference)

3/25	Massachusetts*	L, 3-7
3/26	Maine*	L, 2-5
3/26	Maine*	W, 6-2
4/1	AIC	L, 2-6
4/2	Boston University	W, 8-7
4/9	Rhode Island*	W, 19-14
4/10	Wesleyan	W, 8-2
4/17	Yale	W, 5-4
4/18	Brown	L, 0-5
4/24	Northeastern	L, 3-7
4/25	Springfield	L, 3-4
5/2	New Hampshire*	L, 9-13
5/2	New Hampshire*	W, 1-0
5/3	Rhode Island*	W, 7-2
5/15	Tufts	L, 2-5

\* - Yankee Conference Game

## 1949 (14-5, 7-3 Yankee Conference)

4/1	Lehigh	W, 13-6
4/2	Delaware	W, 9-2
4/9	Rutgers	W, 2-5
4/10	Massachusetts*	W, 4-2
4/16	Ithaca	W, 4-4
4/17	Rhode Island*	W, 4-3
4/23	Massachusetts*	W, 5-3
4/24	Rhode Island*	L, 0-9
4/30	Wesleyan	W, 5-2
5/1	Springfield	W, 3-1
5/6	Northeastern	W, 9-7

5/7	New Hampshire*	W, 14-1
5/13	Maine*	W, 5-1
5/13	Maine*	L, 2-3
5/14	New Hampshire*	W, 14-2
5/17	Vermont*	W, 7-2
5/17	Vermont*	L, 0-2
5/21	Brown	W, 10-4
5/22	Yale	L, 4-9

\* - Yankee Conference Game

## 1948 (13-2, 6-1 Yankee Conference)

3/25	Springfield	W, 11-8
3/26	Vermont*	W, 5-0
4/2	Yale	L, 0-7
4/3	Maine*	W, 6-5
4/3	Maine*	W, 11-3
4/9	Massachusetts*	W, 7-2
4/10	Rhode Island*	L, 0-3
4/16	Massachusetts*	W, 4-1
4/17	Coast Guard	W, 15-5
4/23	Northeastern	W, 6-1
4/24	Wesleyan	W, 5-1
4/30	Rhode Island*	W, 5-3
5/1	Lehigh	W, 14-0
5/6	Brown	W, 4-2
5/7	Wesleyan	W, 6-5

\* - Yankee Conference Game

## 1947 (13-5)

3/28	Lehigh	L, 3-4
3/29	Villanova	L, 2-3
4/4	Massachusetts	W, 7-4
4/5	Harvard	L, 7-13
4/11	Boston University	W, 3-2
4/12	Hartford Chiefs	W, 12-3
4/18	Coast Guard	W, 5-2
4/19	New Hampshire	W, 11-3
4/25	Massachusetts	W, 17-2
4/26	Coast Guard	W, 17-2
5/2	Wesleyan	L, 2-5
5/3	Northeastern	W, 14-1
5/9	Rhode Island	L, 1-2
5/10	New Hampshire	W, 4-1
5/16	Maine	W, 4-2
5/16	Maine	W, 9-3
5/17	Wesleyan	W, 5-3
5/18	Rhode Island	W, 1-0

## 1946 (6-10-1)

4/5	Lehigh	L, 1-4
4/6	Delaware	T, 5-5
4/9	Temple	W, 8-2
4/12	Princeton	L, 2-6
4/13	Rutgers	W, 12-10
4/19	Yale	L, 3-4
4/20	Harvard	W, 8-7
4/23	Massachusetts	W, 10-5
4/24	Brown	L, 5-7
4/30	Northeastern	L, 1-5
5/1	Rhode Island	W, 3-0
5/3	New Hampshire	L, 7-8
5/8	Wesleyan	L, 2-6
5/9	Providence	L, 0-2
5/15	Rhode Island	L, 5-7
5/16	New Hampshire	L, 12-13
5/18	Wesleyan	W, 8-4

## 1945 (6-2)

4/6	Northeastern	W, 8-4
4/13	Brown	W, 6-1
4/14	Amherst	L, 2-5
4/22	Wesleyan	L, 1-3
4/22	Wesleyan	W, 5-0
4/29	Maine	W, 14-2
4/29	Maine	W, 4-2
5/5	Brooklyn	W, 2-1

## 1944 (4-4-1)

4/7	Northeastern	T, 5-5
4/14	Brooklyn	L, 7-10
4/15	Wesleyan	L, 0-6
4/21	City College of NY	W, 8-6
4/28	Northeastern	W, 6-3
5/1	City College of NY	L, 0-1
5/2	Wesleyan	W, 12-4
5/7	Maine	W, 9-1
5/7	Maine	L, 0-7

## 1943 (8-6)

4/8	Springfield	W, 12-0
4/8	Springfield	W, 7-2
4/15	Hartford Senators	L, 1-8
4/16	Yale	L, 2-13
4/23	Wesleyan	W, 18-4
4/24	Rhode Island	L, 4-11
4/30	New Hampshire	L, 1-2
4/30	New Hampshire	L, 1-3
5/1	Maine	L, 2-3
5/1	Maine	W, 4-1
5/8	Rhode Island	W, 5-3
5/9	Wesleyan	W, 1-0
5/15	Northeastern	W, 3-2

## 1942 (3-9)

4/4	Rhode Island	L, 3-4
4/5	Massachusetts	L, 2-6
4/11	Rhode Island	W, 4-2

4/12	Northeastern	L, 7-10
4/18	Wesleyan	L, 3-16
4/19	Springfield	L, 8-8
4/25	New Hampshire	L, 1-4
4/26	Maine	W, 6-0
4/26	Maine	L, 0-4
5/2	Massachusetts	W, 8-2
5/3	New Hampshire	L, 1-3
5/9	Northeastern	L, 6-7

## 1941 (4-10)

4/5	Catawba	L, 0-12
4/6	Maryland	L, 3-5
4/12	Massachusetts	L, 4-6
4/13	Wesleyan	W, 3-1
4/19	Maine	W, 5-2
4/19	Maine	L, 3-5
4/20	Springfield	W, 6-5
4/26	Massachusetts	L, 4-5
4/27	New Hampshire	W, 3-1
4/27	New Hampshire	L, 2-3
5/3	Rhode Island	L, 2-11
5/4	Northeastern	L, 11-16
5/10	Williams	L, 0-6
5/11	Rhode Island	L, 2-8

## 1940 (8-8-1)

4/6	Lehigh	L, 6-11
4/7	Temple	W, 4-0
4/13	Westchester Teachers	L, 0-12
4/14	Massachusetts	L, 6-10
4/20	Northeastern	L, 4-8
4/21	New Hampshire	L, 4-6
4/27	Massachusetts	L, 2-3
4/28	Williams	W, 5-0
5/4	Temple	W, 4-3
5/5	Rhode Island	W, 7-9
5/11	Northeastern	L, 3-9
5/12	Maine	L, 6-7
5/18	Rhode Island	W, 7-6
5/19	Maine	W, 15-2
5/20	Lowell Textile	W, 4-2
5/21	Springfield	T, 6-6
5/21	Springfield	W, 12-8

## 1939 (7-7)



- Five College World Series Appearances
- 25 NCAA Tournament Appearances
- 3-Time NCAA Super Regional Participant

# UConn Baseball

- 2016 American Conference Champions
  - 10-Time BIG EAST Champions
- 17 Yankee Conference Championships

## Year--By-Year Results

5/19	New Hampshire	L, 5-6
5/20	Colby	L, 6-9
5/21	Springfield	L, 4-10

<b>1928 (4-6)</b>		
3/31	Springfield	W, 10-9
4/1	Clark	W, 5-1
4/7	Wesleyan	L, 2-10
4/8	Bowdoin	L, 2-12
4/14	Bates	L, 2-9
4/15	Colby	W, 9-8
4/21	Maine	W, 8-7
4/22	Wesleyan	L, 4-5
4/28	Rhode Island	L, 2-5
4/28	Rhode Island	L, 8-9

<b>1927 (3-8)</b>		
4/1	Renssaeler	L, 2-8
4/2	Williams	L, 3-6
4/8	Springfield	L, 0-2
4/9	Wesleyan	L, 0-1
4/15	Springfield	L, 5-7
4/16	Vermont	L, 1-6
4/22	Norwich	L, 4-5
4/23	Trinity	W, 7-5
4/29	Rhode Island	W, 8-3
4/29	Rhode Island	L, 2-8
4/30	New Hampshire	W, 3-0

<b>1926 (7-7)</b>		
4/2	Brown	L, 7-10
4/3	Tufts	W, 5-3
4/9	Trinity	W, 10-3
4/10	Clark	W, 7-2
4/16	Springfield	L, 4-5
4/17	Rhode Island	L, 6-10
4/23	Trinity	L, 1-5
4/24	Springfield	L, 5-13
4/30	Colby	W, 9-7
5/1	Maine	W, 7-3
5/7	New Hampshire	L, 0-7
5/8	Rhode Island	W, 9-7
5/14	Amherst	L, 2-8
5/15	Massachusetts	W, 5-3

<b>1925 (7-5-1)</b>		
4/3	Brown	L, 1-5
4/4	Wesleyan	T, 6-6
4/10	Colby	L, 4-10
4/11	Trinity	W, 9-1
4/17	Springfield	L, 2-6
4/18	Clark	W, 5-0
4/24	Rhode Island	W, 19-6
4/25	Springfield	W, 5-4
5/1	New Hampshire	W, 7-5
5/2	Trinity	W, 6-5
5/8	Rhode Island	L, 4-6
5/9	Massachusetts	L, 3-4
5/9	Massachusetts	W, 8-0

<b>1924 (4-9)</b>		
4/5	Brown	L, 2-18
4/6	St. Stephens	W, 15-7
4/12	Army	L, 4-11
4/13	Maine	W, 10-2
4/19	Wesleyan	L, 1-5
4/20	Tufts	L, 4-8
4/26	Clark	L, 1-8
4/27	Massachusetts	L, 3-6
5/4	Trinity	W, 19-9
5/5	Rhode Island	L, 1-8
5/11	Massachusetts	L, 3-6
5/12	Springfield	L, 6-7
5/13	Rhode Island	W, 9-6

<b>1923 (4-9)</b>		
3/31	Boston University	L, 1-11
4/1	Clark	W, 5-4
4/7	Brown	L, 1-7
4/8	Harvard	L, 5-6
4/14	Coast Guard	W, 20-1
4/15	Colby	L, 5-9
4/21	Springfield	W, 8-3
4/22	Tufts	L, 6-7
4/28	Northeastern	L, 3-5
4/29	Rhode Island	L, 4-5
5/6	Trinity	W, 8-6
5/7	Holy Cross	L, 0-21
5/8	Springfield	L, 4-16

<b>1922 (8-9)</b>		
4/1	Brown	L, 1-4
4/2	Massachusetts	W, 2-1
4/8	Boston College	L, 2-15
4/9	Springfield	L, 1-3
4/15	Clark	W, 7-0
4/16	Massachusetts	L, 2-3
4/22	Worcester Poly	W, 6-2
4/23	Springfield	L, 1-6
4/29	Trinity	W, 4-1
4/30	Bates	W, 1-0
5/7	Wesleyan	W, 10-3
5/8	Rhode Island	L, 2-3
5/14	Wesleyan	W, 8-5
5/15	Rhode Island	L, 2-3
5/21	New Hampshire	L, 1-7
5/22	Syracuse	L, 2-8

5/23	Providence	W, 9-1
------	------------	--------

<b>1921 (4-11)</b>		
4/2	Brown	L, 2-3
4/3	Wesleyan	L, 2-10
4/9	Worcester Poly	L, 3-4
4/10	Springfield	L, 3-10
4/16	Rhode Island	L, 4-8
4/17	Massachusetts	L, 0-5
4/23	Springfield	L, 1-3
4/24	Trinity	W, 11-3
4/30	Williams	L, 4-6
5/1	Trinity	W, 13-1
5/7	Wentworth Inst.	W, 5-4
5/8	Lowell Textile	L, 2-4
5/14	Manhattan	L, 2-6
5/15	Boston College	L, 0-15
5/16	Clark	W, 10-0

<b>1920 (3-8)</b>		
4/3	Brown	L, 2-3
4/4	Springfield	L, 0-3
4/10	Massachusetts	L, 1-5
4/11	Springfield	L, 1-13
4/17	Wentworth Inst.	W, 5-3
4/18	Trinity	W, 3-0
4/24	Rhode Island	L, 2-8
4/25	St. Michaels	W, 5-4
5/1	Vermont	L, 0-6
5/2	Middlebury	L, 1-8
5/8	Massachusetts	L, 3-7

<b>1919 (5-6)</b>		
4/4	Wesleyan	L, 3-12
4/5	Worcester Poly	L, 6-16
4/11	New Hampshire	W, 7-5
4/12	Rhode Island	W, 3-2
4/12	Rhode Island	L, 2-5
4/19	Seton Hall	L, 4-11
4/25	Trinity	W, 4-0
4/26	New Hampshire	L, 4-5
5/2	Boston College	L, 5-12
5/3	Middlebury	W, 4-3
5/3	Middlebury	W, 7-5

<b>1918</b>		
No Competition		

<b>1917 (1-1)</b>		
4/6	Worcester Poly	W, 8-7
4/13	Wentworth Inst.	L, 7-17

<b>1916 (1-8)</b>		
4/7	Wesleyan	L, 5-11
4/8	Stevens	L, 0-4
4/14	Wesleyan	L, 8-13
4/15	City College of NY	W, 10-9
4/21	Worcester Poly	L, 4-7
4/22	Wentworth Inst.	L, 5-11
4/28	Boston College	L, 0-18
4/29	New Hampshire	L, 6-7
4/30	Rhode Island	L, 2-3

<b>1915 (1-7)</b>		
4/2	Dean Academy	L, 6-12
4/3	Norwich Academy	W, 8-4
4/9	Colby	L, 0-11
4/9	Colby	L, 2-10
4/16	New Hampshire	L, 0-8
4/17	Worcester Acad.	L, 2-14
4/23	NYU	L, 3-8
4/24	Wentworth Inst.	L, 1-11

<b>1914 (0-4)</b>		
4/3	Willie Emeralds	L, 7-11
4/10	Fort Wright	L, 1-3
4/17	Dean Academy	L, 5-7
4/24	Monson	L, 6-14

<b>1913 (4-6)</b>		
4/4	Norwich Academy	W, 3-2
4/5	Dean Academy	L, 0-6
4/11	Williston	L, 7-9
4/12	Windham High	L, 5-9
4/18	NYU	L, 0-6
4/19	Springfield	L, 4-11
4/25	Monson	W, 3-2
4/26	Ford Wright	L, 6-12
5/2	Jewett City	W, 6-4
5/3	Willimantic	W, 10-7

<b>1912 (6-6)</b>		
4/5	Middlebury	L, 0-10
4/5	Middlebury	W, 2-1
4/6	Dean Academy	L, 1-6
4/12	New Haven High	W, 4-3
4/13	Ford Wright	W, 12-4
4/19	Monson	L, 0-10
4/20	Norwich Academy	L, 3-10
4/26	Ford Wright	W, 16-10
4/27	Bulkeley	W, 7-4
5/3	Norwich Academy	L, 7-10
5/4	Springfield	L, 0-3
5/5	Hartford High	W, 5-4

<b>1911 (0-9)</b>		
-------------------	--	--

4/6	Hartford High	L, 3-9
4/7	Rockville High	L, 9-17
4/13	Springfield	L, 2-14
4/14	Norwich Academy	L, 4-20
4/14	Norwich Academy	L, 0-11
4/20	St. Anselms	L, 0-21
4/21	New Hampshire	L, 6-9
4/27	Boston College	L, 1-11
4/28	Monson	L, 1-4

<b>1910 (3-6)</b>		
4/7	Rockville	L, 5-7
4/7	Rockville	L, 3-11
4/8	Windham High	W, 12-2
4/14	Wesleyan	W, 4-1
4/15	Rhode Island	L, 1-9
4/21	Boston College	L, 3-13
4/22	Springfield	L, 4-6
4/28	Boston College	L, 1-5
4/29	Rhode Island	W, 3-1

<b>1909 (6-1)</b>		
4/1	Springfield	W, 18-8
4/2	Windham High	W, 6-5
4/8	Stafford High	W, 9-2
4/9	Cushing Academy	L, 2-4
4/15	Boston College	W, 7-2
4/22	Rhode Island	W, 6-1
4/23	Hotchkiss	W, 5-4

<b>1908 (4-5-1)</b>		
4/2	Rockville Volunteers	W, 4-3
4/2	Rockville Volunteers	W, 10-0
4/3	Williston	L, 3-6
4/9	Springfield	L, 2-3
4/10	Rhode Island	L, 2-5
4/16	Cushing Academy	L, 4-5
4/17	Worcester Acad.	W, 14-12
4/23	Mass. Aggies	L, 0-4
4/24	Rhode Island	W, 5-2
4/30	Springfield	T, 5-5

<b>1907 (4-5)</b>		
4/3	Dean Academy	L, 5-7
4/4	Norwich	L, 3-9
4/10	Worcester Poly	L, 1-6
4/11	Williston	L, 7-8
4/17	Bulkeley High	W, 16-8
4/18	Rhode Island	W, 5-4
4/24	Norwich Acad.	W, 11-1
4/25	Willimantic	W, 5-4
4/26	Dean Academy	L, 0-3

<b>1906 (4-3)</b>		
4/4	Rockville	W, 2-0
4/5	Northampton Business Coll.	W, 14-0
4/11	Norwich Acad.	W, 10-9
4/12	Westminster	L, 3-7
4/18	Rhode Island	L, 1-5
4/19	Springfield High	W, 8-2
4/25	Mansfield High	L, 6-14

<b>1905 (3-3-1)</b>		
4/5	Springfield	L, 3-6
4/6	Middletown High	W, 8-0
4/12	Bulkeley High	T, 5-5
4/13	Pomfret	L, 2-3
4/19	Killingly High	W, 17-1
4/20	Cushing Academy	L, 6-8
4/27	Norwich Academy	W, 7-5

<b>1904 (3-1)</b>		
4/6	Churchill Club	L, 3-4
4/13	Norwich Academy	W, 7-5
4/20	Windham High	W, 16-5
4/27	Eagleville	W, 7-4

<b>1903 (3-4)</b>		
4/7	South Windham	W, 11-9
4/8	Windham High	W, 12-6
4/14	Eagleville	L, 4-10
4/15	Alethea A.C.	L, 8-9
4/21	Churchill Club	W, 10-9
4/22	Rhode Island	L, 7-10
4/28	Eagleville	L, 10-14

<b>1902 (3-1)</b>		
4/1	Windham High	W, 12-1
4/8	Eagleville	L, 4- 19
4/15	Willimantic YMCA	W, 23-13
4/22	South Windham	W, 12-11

<b>1901 (4-1)</b>		
4/2	Middletown High	W, 11-3
4/9	Willimantic High	W, 13-10
4/16	Pomfret	W, 14-2
4/23	Massachusetts	L, 1-5
4/30	Willimantic	W, 11-1

<b>1900 (5-4)</b>		
4/3	Rockville High	W, 20-10
4/4	Wesleyan	W, 7-4
4/10	Childs Business Coll.	W, 23-2
4/11	Holyoke High	L, 11-17
4/17	Willimantic High	L, 7-12
4/18	Massachusetts	L, 2-8

- Five College World Series Appearances
- 25 NCAA Tournament Appearances
- 3-Time NCAA Super Regional Participant

# UConn Baseball

- 2016 American Conference Champions
  - 10-Time BIG EAST Champions
- 17 Yankee Conference Championships

## All-Time Letterwinners

### ---A---

<b>ABBADESSA, JUDE</b>	<b>2023</b>
ACETO, ANTHONY	2011, 12
ACCOMANDO, DENNIS	2007, 08, 09
ACETO, LOUIS	1965
ADAMS, WILLIAM	1941, 42, 43
<b>AFTHIM, BRADY</b>	<b>2022, 23, 24</b>
AHMED, NICK	2009, 10, 11
AITRO (MGR.)	1933
ALBRIGHT, TOM	1948
<b>ALEJANDRO, HECTOR</b>	<b>2022, 24</b>
ALLARD, F.	1931, 32
ALLEN, JAMES	1987, 88, 89
ALLEN, WALTER	1948, 50
ANASTASIO, RONALD	1956, 57
ANDERSON, ALF	1931
ANDERSON, BOB	1975, 76
ANDERSON, ROBERT	1958, 59
ANDREOLI, JOHN	2009, 10, 11
ANTONEZ, PETER	1943
APPELL, M.	1936, 37, 38
ARCIOLA, TIMOTHY	1991
ARMOUR, WILLIAM	1950, 51
ATHERTON, HARRY	1936
ATTANASIO, ANTHONY	1959, 60, 61
ATTANASIO, BOB	1952, 53, 54

### ---B---

BACH, BRIAN	1967, 68
BAILEY, GEORGE	1954
BAILEY, RAYMOND	1978, 79, 80
BAIRD, EDWARD	1966, 67, 68
BAIDEN, ROBERT	1957
BALDWIN, JOHN	1972, 73, 74, 75
BALDWIN, MERRITT "MIKE"	1949, 50
BALDWIN, MYRON	1940, 41, 42
BALISCIANO, JEREMY	2003
BARANOWSKI, RICH	1963, 64, 65
BARNES, MATT	2009, 10, 11
BARTNICKI, HENRY	1950
BARTOLINI, DANTE (MGR.)	1936
BARTON, CHRIS	1995, 96, 97, 98
BARTON, ROBERT	1999, 00, 02, 03
BASILE, DANIEL (MGR.)	1941
BATTISTINI, FRANK	1944
BECK, ELLIS	1942
BECKWITH, SCOTT	2006
BELANGER, ALBERT	1959, 61
BELL, JAMES	1961, 62, 63
BELMONTE, RICK	1997, 00
BEN, MICHAEL	1953, 54
BERGAN, ZACH	1997
BERGMANN, KENNY	2017, 18
BERNEY, SCOTT	1997, 98, 99
BETTENCOURT, JOE	1951, 52, 53
BIBBIANI, ROBERT	1983
BIDWELL, ROGER	1976
BIERCEVICZ, GREG	1974, 75, 76, 77
BIGELOW, LEIF	2020
BIONDI, FRANK	1962
BISSON, CHRIS	1993, 94, 95, 96
BLACK, PHILIP	1981
BLAIS, MICHAEL	1992, 93
BLUMETTI, STEPHEN	2008
BODGE, DAVID	2006, 07
BOEHLE, WILLIAM	1955, 56, 57
BONDI, AMEDEO	1933, 34, 35
BONN, BOB	1972
BONVICINI, MATT	2018
BOOTH, ROBERT	1963
BOTTOMLEY, ERNEST	1950
BRANNON, DALE	2006, 07, 08, 09
BRANTLEY JR., HAROLD	2007, 08, 09
BRASILE, JIM	1973
BRAVAKIS, LEO	1963, 64, 65
BRIANTE, NICHOLAS	1957, 58, 59
BRICKLEY, RAY	1970, 71, 72

BRINI, NIKO	2023
BROADHURST, LUKE	2023, 24
BRODNANSKY, COLE	2019, 20
BROWN, CALLAHAN	2014, 2015
BROWN, CHRIS	2021, 22
BROWN, KENNETH	1980, 82, 83
BROWN, ROBERT	1950
BRYANT, SANDY	1971, 72
BUCKLEY, CONNOR	2015, 16
BUCKMIR, MICHAEL	1986, 87
BUGBEE, RONALD	1966, 67
BUNDY, ALAN	1996, 97, 98, 99
BURNETT, MATT	2007, 08, 09, 10
BURNHAM, BRETT	2002, 03
BURNS, DONALD	1955, 56, 57
BURNS, JOSEPH	1935
BUSHLING, ZACH	2020, 21, 22
BUTLER, PAT	2010, 11, 12, 13
BUTLER, PATRICK	1989, 90, 91
BUTTERFIELD, ROBERT	1954, 57
BUTTERWORTH, H.A.	1985, 86

### ---C---

CAIN, TIMOTHY	1988, 89, 90
CALABRESE, RONALD	1955, 56
CALAMARI, JOHN	1931, 32, 33
CALKINS, EUGENE	1947
CAMPBELL, KENNY	2021, 22
CAMPBELL, MILT	1933, 34, 35
CANNATA, STEVEN	1979, 80
CANTOR, SHELDON	1954
CAPALBO, THOMAS	1979, 80, 81
CARLIN, JOHN "PETE"	1968, 69, 70
CARLSON, JESSE	2000, 01, 02
CARLUCCI, DOM	1970, 71
<b>CARREA, JOE</b>	<b>2023, 24</b>
CARROLL, EDWARD	1964, 65, 66
CASS, WILLIAM	1950
CASPARIUS, BEN	2021
CATALINA, STEPHEN	2010, 11, 13
CATE, TIM	2016, 17, 18
CATLIN, DAN	1995
CAUDILL, CLARKE	1997, 98, 99, 00
CHAPIN, OSCAR	1946, 47, 48, 49
CHAPMAN, JOHN	1978, 79, 81
CHIOVITTI, MICHAEL	2019, 20
CHRISTOPHER, RYAN	2003
CHUDOBA, COLE	2022
CINNELLA, JOE	2024
CIPOLLA, FRANK	2003
CLARK, EDMUND	1951, 52, 53
CLARK, WILLIAM	1949, 50, 51
CLEARY, MICHAEL	1990
CLEMENT, JOE	1959, 60, 61
CLEVELAND, ROBERT	1944
COE, GARRETT	2021, 22, 23, 24
COFFED, DOUGLAS	1976, 77, 78
COFFEE, BRIAN	1998
COFFEE, KENNETH	1988, 89, 90
COLLETTI, CHRISTIAN	2013
CONFORTI, LOUIS	1951, 52
CONFORTI, MICHAEL	1951, 52
CONNELL, VERNON	1938, 39, 40, 46
CONNORS, JAMES	1942
CONSIDINE, JAMES	1979, 80, 81
CONSIDINE, TIMOTHY	1983
<b>COOKE, IAN</b>	<b>2022, 23, 24</b>
COONEY, KYLE	1993, 94
CORMIER, SCOTT	1985, 86
CORVO, ERNEST	1945
CRAWFORD, REGGIE	2020, 21
CRICHTON, ROBERT	1976, 77
CROSS, CARSON	2012, 13, 15
CROSS, GLENN	1961
CROWLEY, BILL	1975, 76, 77
CROWLEY, WILLIAM	1983, 84
CUDDY, VINCENT	1941, 43

CULLUM, KENNETH	1957, 58, 59
CUMMINGS, HAROLD	1932, 33, 34
CURREN, JAMES	1942, 43

### ---D---

D'ARGENTO, RUSS	2001, 03, 04, 05
D'ARMINIO, TOM	1973, 74, 75, 76
<b>DALENA, MADDIX</b>	<b>2023, 24</b>
DANA, CASEY	2022
DANDENEAU, CJ	2016, 17, 18, 19
DANIELLO, BRYAN	2013, 14, 15, 16
<b>DANIELS, RYAN</b>	<b>2023, 24</b>
DARRAS, NICO	2014, 15, 16
DARLING, DAVID	1983, 84, 85
DARROW, BILLY	1930, 31
DAVEY, BLAKE	2014, 2015
DAVID, CONNOR	2012, 13, 14, 15
DAY, LARRY	2004, 05, 06, 07
DEBELLIS, ALEX	2002
DEBRISCO, CHRIS	1998, 99, 00, 01
DECARLI, DENNIS	1960, 61
DECARLI, EARL	1941, 43
DEGENERO, AUGUST	1941
DEGREGORIO, JOSEPH	1960
DELAZZER, TRENT	2007, 08, 09, 10
DEMICO, MICHAEL	1941
DEMPSEY, TIMOTHY	2003, 04
DEPGEN, PETE	1968
DEROCHE-DUFFIN, JOE	2015, 16
DETTMANN, JARED	2012
DEVENNEY, CIARAN	2021
DICKINSON	1933
DIFAZIO, VIN	2005
DIGIORNO, JAMES	1954, 55, 56
DILAURENZIO, ALBERT	1939, 40, 42
DIPPEL, JOSEPH	1977, 78, 79
DOIRON, DONALD	1958, 59
DOMNARSKI, DOUG	2016, 17
DONAHUE, CONNIE	1932, 34
DONAHUE, JAMES (MGR.)	1943
DONLAN, MATT	2022
DONOVAN, DENNIS	2004, 05, 06, 07
DONOVAN, DENNIS	1979, 80
DOOLING, GERALD	1956
DRABINSKI, MAREK	1987, 88, 89, 90
DROPO, GEORGE	1954, 55
DROPO, MILTON	1942, 43, 47
DROPO, WALTER	1943, 46
DROWN, ERIK	2000, 01, 02, 03
DRUMMOND, BRUCE	1968, 69
DUBE, ROBERT	1954, 55, 56
DUMONT, JIM	1974, 75, 76
DUNLOP, COLBY	2018, 19, 20, 21
DUNN, JOSEPH	1951, 52, 53
DURETTE, ALBERT	1943
DWYER, DENNIS	1991, 93, 94
DWYER, MIKE	2007
DWYER, TIMOTHY	1990
DYMKOSKI, DALE	1992
DZIADUL, JOHN	1946

### ---E---

ECCLES, THOMAS	1987
EDGAR, JASON	1995, 96, 97, 98
ELLIOT, DOUGLAS	1980, 81, 82
ELLIOT, DOUGLAS	2008, 09, 10, 11
<b>ELLISEN, THOMAS</b>	<b>2023, 24</b>
EMERY, ROBERT	1984, 85, 86
EMOND, KEVIN	1983
ENDEE, ALBERT	1930, 31
ENO, ROBERT	1947
EPPLER, BILLY	1997
EPSTINE, EUGENE	1940, 41
ERICKSON, DAVID	2005, 07, 08, 09
ERICSON, MARK	1987
ESPOSITO, BRIAN	1998, 99, 00

### ---F---

FAGAN, FRED	1932, 33
FAGAN, MARTIN	1943
FANNING, RYAN	1998, 99, 00
FARKES, JOSH	2005, 06, 07
FATSE, PETER	2007, 08, 09
FAVIERI, SAM	2021, 22
FEDEROWICZ, DAVID	1988, 89
FEDKO, CHRISTIAN	2018, 19, 20, 21, 22
FEDKO, KYLER	2019, 20, 21
FEEHAN, DAN	2010, 11, 12, 13
FELDSTEIN, ISAAC	2017, 18
FELTMAN, MARVIN	1952, 53
FEOL, MASON	2017, 18, 19
FERRER, KEVIN	2020, 21, 22
FERRITER, BILLY	2010, 11, 12, 13
FIELD, RAYMOND	1933, 34, 35
FILMER, JEFFREY	1968, 69, 70
<b>FINN, SEAN</b>	<b>2024</b>
FINNEGAN, KIERAN	2024
FIORENTINO, WILLIAM	1969
FIORITA, VAL	1952, 53, 54
FISCHER, ARTHUR	1946, 47, 48
FISCHER, DAVID	2009, 10, 11, 12
FISHER, JOHN	1992, 93, 94, 95
FITCH, HARRISON	1934
FITZPATRICK, JEREMIAH	1962
FITZPATRICK, JOSEPH	1949
FLOOD, WILLIAM	1966, 67, 68
FLYDAL, RONALD	1957
FLYNN, WILLIAM	1933
FLYNN, EDGAR	1958, 59
FOGELL, ZACH	2023
FOLINO, JOHN	2006, 07, 08, 09
FORD, DAVID	1983, 84, 85
FRADKIN, DAVID	1987, 88, 91
FRAGER, JOSEPH	1981, 82, 83, 84
FRANCESCHINI, AL	1984, 85, 86
FRANK, JOHN	1960
FRANKLIN, BILL	1971, 72
FREDERICKS, MICHAEL	1977, 78
FREEBERGER, DOMINIC	2023
FRIEDMAN, RICHARD	1968, 69
FRIEDMAN, STEVE (MGR.)	1953
FRIEL, MIKE	2011, 12
FRONIO, JASON	1989, 90
FROSCIO, RAY	1957
FULCHINO, JEFF	1999, 01
FULLER, RYAN	2011, 12
FUNK, PAUL	1990, 91, 92, 93

### ---G---

GAFFNEY, DOUGLAS	1962, 63, 64
GAGLIARDI, ANTHONY	1989, 90, 91
GALATI, MICHAEL	1994, 95, 97, 98
GALLAGHER, PAT	2020, 21, 22
GALLIC, JOHN	1980, 81
GARABEDIAN, GRIFFIN	2014, 2015
GARBATINI, AUGIE	1971, 72
GARBATINI, NEIL	1970, 71
<b>GARBOWSKI, MATT</b>	<b>2022, 23, 24</b>
GARDNER, CHASE	2018, 19
GARRAY, ALLAN	1977, 78, 79
GARRY, TED	2004, 05, 06, 07
GATELY, FRANCIS	1989, 90
GAUDINO, RICHARD	1950
GAUDIO, CRAIG	1987, 88, 89, 90
GEER, DONALD	1941
GERICH, MICHAEL	1964, 65, 66
GERMANO, TOM	1974, 75, 76, 77
GERY, CLAYTON	1956
GERY, JON	1985, 86, 87
GIANETTI, ENRICO	1961, 62
GILKES, KENNETH	1962



- 180 MLB Draft Picks/Signings
- 31 All-Americans
- 70 All-Conference First Team Selections

# UConn Baseball

- Eight Conference Players of the Year
- Six Conference Pitchers of the Year
- Six Conference Coaches of the Year

## All-Time Letterwinners

GLYNN, ELLIOT	2008, 09, 10, 11
GNEDSDA, TYLER	2016, 17
GOEBEL,	1930
GOLDBERG, NATHAN	1951, 52
GOODRICH, S.	1934
GORDON, ROBERT	1939
GORMLEY, KEVIN	1991, 93, 94
GORRIE, JONATHAN	1999, 00, 01, 02
GOZZO, PAUL	2019, 20
GRABOWSKI, JASON	1995, 96, 97
GRANATO, FRANK	1945, 46
GRANGER, SHAWN	1981, 82
GRECO, R.	1936, 37, 38
GREER, GEORGE	1966, 67, 68
GREGORSKI, TED	1996, 97, 98, 99
GRISAR, RICHARD	1963, 64
GRISWOLD, HAYDEN	1942, 43, 46
GROHER, SAMUEL	1934, 35
GROOBERT, PAUL	1949
GROSS, SIDNEY (MGR.)	1940
GRUNER, PAUL	1968
GRUNWALD, JEFFREY	1976, 77
GUILBEAULT, MICHAEL	1993, 94, 95
GUILD, DAVID	1990, 91, 92
GULYAS, STEPHEN	1965
GURA, HOWARD	1969, 70
GUZZARDI, CARL	1979

### ---H---

HABZDA, MICHAEL	2013
HACKETT, DONALD	1945, 46
HACKETT, WALLACE	1944
HAIDAY, MICHAEL	1963, 64
HALL, RAYMOND	1940
HALLIWELL, THOMAS	1958, 59, 60
HANNON, T.J.	1998
HANSEN, RUSSELL	1951
HARRIS, ANDY	2003
HARTMAN, RAYMOND	1965
HARVEY, ED	1972, 73
HASHEM, MIKE	2008
HAUGE, ANDY	2018, 20, 21
HAUS, KENNETH	2019, 20, 21
HAVILAND, TIMOTHY	1981, 82
HAYES, CHRISTOPHER	1992, 93
HAYOKAWA, BILL	1945
HEALEY, MICHAEL	2012, 13
HECOMOVICH, MITCH	1937
HEFFERNAN, DANIEL	1948, 49
HERNANDEZ, ROBERTO	1985
HEROSIAN, BRIAN	1971, 72, 73
HESS, CY	1999, 00, 01, 02
HICKEY, KEVIN	1982, 83, 84, 85
HILL, AARON	2014, 15, 16, 17
HILL, ROBERT	1945, 46
HIMICH, JASON	1991
HOFFER, ROBERT	1979, 80, 81
HOGAN, WILLIAM	1968
HOGERTY, WILLIAM	1967, 68, 69
HOGGATT, SHAWN	2003
HOLCOMB, A.	1937, 38
HOLMBERG, NORMAN	1944
HOLMES, TREVOR	2015, 16, 17, 18
HOLT, WILLIAM	1955
HORAN, CHARLIE	1971, 72, 73
HOROZY, ROBERT	1964
HORVATH, CHARLES	1939, 40, 41
HOIRIGAN, JEFF	2004, 05
HUBER, BEN	2022, 23
HUKILL, MATTHEW	1976, 77
HULL, HAROLD	1944
HURLEY, JOHN	1986, 87
HURVUL, TED	2008, 10, 12
HYDE, RYAN	2022, 23, 24

### ---I---

IHLENBURG, JOHN	1971, 72, 73
INGENITO (MGR.)	1939
IREY, JASON	1997
IREY, SEAN	1991, 92, 93, 94

### ---J---

JACKSON, DORRIE	1962, 63, 64
JACHYM, JIM	1970, 71, 72
JACUNSKI, JOHN	1971
JAEGLE, JOHN	1936
JAMES, MIKE	2001, 02, 03, 04
JANIGA, TED	1936, 37, 38
JANNETTY, DAVID	1989
JENNINGS, DOUG	2007, 08, 09
JOHNSON, KARL	2019
JOHNSON, LEE	1963, 64, 65
JOHNSON, MICHAEL	1979, 80, 81
JOLIN, WILL	2011, 12, 13
JONES, CRAIG	1978
JONES, EDWARD	1961, 62, 63
JONES, JAMES	1987, 88, 89
JORGENSEN, ALBERT	1943, 46

### ---K---

KAGERER, JOE	1998, 99, 00, 01
KAPLAN, BOB	1970, 71
KARL, MATT	2005, 06, 07, 08
KASPER, CHET	1995, 96, 97
KATZ, GLENN	1998, 99
KAY, ANTHONY	2014, 15, 16
KELLY, JOHN	1992, 93, 94
KEOUGH, LARRY	1981, 82, 83
KERSTEN, JEFF	2018, 19
KING, DOUGLAS	1963, 64, 65
KING, LEONARD	1956, 57, 58
KILBRETH, DONALD	1954, 55, 56
KILLEEN, JOSEPH	1946
KIRBY, DEVIN	2022, 23
KITCHEN, JASON	2007
KIYOKAWA, KAY	1944, 45
KNEPLER, SEYMOUR (MGR.)	1942
KOCKENMEISTER, K.	1984, 85, 86
KOLB, JOHN	1930, 31
KONOPATZKE (MGR.)	1934
KOPP, THOMAS	1960, 61
KOSIOR, THEODORE	1958, 59, 60
KOVACS, EUGENE	1941, 42, 46
KRAHAM, KEITH	1970, 71, 72
KRAUSE, EDWARD	1940
KRAUTH, NICK	2020
KRUEGER, KEITH	2016, 17
<b>KRON, DREW</b>	<b>2023, 24</b>
KROT, JONATHAN	1994
KUKULKA, THEODORE	1951
KUSELIAS, CHRIS	1982, 83, 84
KYSOR, KRAGG	1934

### ---L---

LAKE, STEVE	1972, 73, 74, 75
LAMBERTI, NICK	2015
LAMBRECHT, JACK	2017
LAMONTAGNE, BOB	1970
LAMSON, ARROLL	1931
LANDEEN, JASON	1999
LANESE, DAVID	1985, 86, 87
LANGER, DAVID	2019, 20, 21
LAPENTA, GERALD	1983, 84, 85, 86
LARIBEE, RUSSELL	1976, 77
LASHINSKE, R.	1939
LAVIGNE, RANDY	1976, 77, 78, 79
LAWTON, THOMAS	1965, 66, 67
LEACH, BRADLEY	1958, 59, 60
LEFEVRE, ALEX	2015, 16, 17

LEGENZA, RAY	1947, 48, 49, 50
LENCHER, SHEPARD	1942
LENFEST, RICHARD	1963
LEONARD, MIKE	2001, 02, 03, 04
LEPAGE, PIERRE	2008, 09, 10
LEVANTI, JAMES	1930, 31
LEVESH, TOD	1993, 94
LEVI, GARY	1974
LEWIS, JAKE	1934, 35, 36
LINDEN, BRAD	1972, 73, 74
LIPMAN, NATE	1933, 34, 35
LODGE, RICHARD	1949
LOEFFLER, AL	1936, 37, 38
LOHBUSCH, MATTHEW	1991, 92
LOOS, WILLIAM	1947, 48
LONG, DENNIS	1977, 78, 79, 80
LOVE, RICHARD	1948, 49, 50
LUCAS, WILL	2019, 20, 21
LUCHUK, WALLACE	1944
LUISO, LEE	1986
LUNSFORD, CHRIS	1987, 88
LUSTEG, GERALD	1960

### ---M---

MACDONALD, CRAIG	1989, 90, 91, 92
MACDONALD, JOSHUA	2002, 04, 05, 06
MAGUIRE, PAT	2006
MAHAKIAN, HEIG	1944
MAHER, EDWARD	1958
MAHONEY, DAN	2008, 09
MAHONEY, DAVID	2012, 13, 14
MAHONEY, PAT	2005, 06, 07, 08
MAJESKI, BRIAN	1992, 93, 94
MALAN, FREDERICK	1967, 68, 69
MALCOM, MATT	2024
MALER, BRYAN	2003, 04, 05, 06
MALINOWSKI, STEVEN	2005, 06
MALLEY, MICHAEL	1987, 88
MALLOZZI, TONY	2002, 03, 04, 05
MANCINI, MICHAEL	1983, 85, 86
MANLEY, WILLIAM	1950
MARKIEWICZ, JULIUS	1944, 45, 46
MARRA, CHRISTOPHER	1991, 92
MARRERO, ANDREW	2020, 21
MARTIN, TIM	2009, 10, 11, 12
MARZI, ANTHONY	2011, 12, 13, 14
MASTROPIETRO, SCOTT	1997
MATTERN, CHUCK	1968
MAYCOCK, BEN	2018, 19, 20, 21
MAYER, CAM	2024
MAYOCK, ANGUS	2019, 20, 21
MAZZILLI, LJ	2010, 11, 12, 13
MCCBRIDE, BOBBY	2021, 22
MCCOMBE, WILLIAM	1930
MCDONALD, MATT	2008, 09
MCDONOUGH, MIKE	2002, 03
MCDOWELL, MAX	2013, 14, 15
MCGINN, BRENDAN	2003, 04, 05, 07
MCINNIS, DONALD	1956
MCLAUGHLIN, COLIN	1979
MCLAUGHLIN, SEAN	1974
MCLELLAN, GLENN	1958, 59
MCKENNA, MICHAEL	1981
MCMAHON, JAMES	1955, 57
MCMAHON, MARK	1979
MCMILLAN, ED	1981, 82, 83, 84
MCREDMOND, CHARLES	1969
MEADOWS, RAY	1934, 35
MEIER, KEVIN	1985
MEISSNER, RICHARD	1963, 64
MELLEN, JONN	1967, 68, 69
MELLEY, BOBBY	2013, 14, 15, 16
MENDENCE, DONALD	1960, 61
MERCADO, WILLY	1996, 97, 98, 99
MERRILL, JOHN	1932
MESSINEO, KYLE	2004

MEYER, JASON	1994, 95
MIGNAULT, WILLIAM	1951, 52
MIKALSEN, RYAN	2008
<b>MINICK, TYLER</b>	<b>2024</b>
MITCHELL, FREDERIC	1939, 40, 41
MOCERINO, MIKE	2001, 02, 03, 04
MOHR, HOWARD	1940, 41, 42
MONKIEWICZ, MARK	1996, 97, 98, 99
MONTGOMERIE, WILLS	2015, 16, 17
MOONEY, STEVE	1973, 74, 75
MOORE, JIM	1930
MOORE, RYAN	2010, 11, 12, 13
MORGAN, JOHN	1953, 54
MORGAN, WALTER (MGR.)	1946
MORHARDT, MEREDITH	1957, 58, 59
MORIARTY, CONOR	2017, 18, 19, 20
MORRIS, JOHN	1996
MORTON, KOREY	2021, 22, 23, 24
MOSS, ROBERT	1942
MOTTLA, PETER	1963, 64, 65
MUGAVERO, FEDELE	1940, 41, 42
MUSCO, DAVID	1956, 57, 58, 59
MUSSON, WILL	2007, 08

### ---N---

NADEAU, JOEL	1993, 95, 96
NASTASI, WILLIE	2013
NAGY, CHARLES	1987, 88
NAKONECHNY, WALTER	1991
NAPPO, GREG	2007, 09, 10, 11
NEMETH, MIKE	2008, 09, 10, 11
NEPIARSKY, SAM	2015, 16, 17
NIEGO, MIKE	2014
NIEKROCH, MICHAEL	1944
NIELSEN, MAX	2020
NOBLE, TALLY	1979, 80, 81, 82
NOCERA, JOHN	1960
NOGAS, EDWARD	1947
NORD, ERIK	1994, 95
NORELL, RICHARD	1978
NORTON, TIMOTHY	2003, 04, 05, 06
NOWAK, WILL	2023
NUCERINO, ANTHONY	2018, 19, 20

### ---O---

O'CONNELL, MATT	1994, 96
O'CONNELL, THOMAS	1954, 55
O'DONNELL, BRENDAN	2021, 22
O'KEEFE, JAMES	1951
O'NEIL, PETER	1997
O'REILLY, TED	2007
OVER, SCOTT	2009, 10, 12
ODENBACH, DUSTY	2007, 08, 09
OLANDER, STANLEY	1966
OLIPHANT, JEFFREY	1984
OLMSTEAD, TAYLOR	2015
OLT, BRAD	2007, 08
OLT, MIKE	2008, 09, 10
OUELLETTE, ROBERT	1982
OVER, DEVIN	2012, 14, 15, 16
OZANNE, ERNEST	1952

### ---P---

PACKIN BRIAN	1997, 98, 99, 00
PACNODOWICZ (MGR.)	1935
<b>PADILLA, BRYAN</b>	<b>2022, 23, 24</b>
PALLISCO, VINNIE	2018
PALMER, BERNIE	1975
PANCIERA, ANTHONY	1937, 38
PANCIERA, MIKE	1977, 78, 79, 80
PARKIN, IVAN (MGR.)	1931
PARKINSON, DELROY	1986, 87

- Five College World Series Appearances
- 25 NCAA Tournament Appearances
- 3-Time NCAA Super Regional Participant

# UConn Baseball

- 2016 American Conference Champions
  - 10-Time BIG EAST Champions
- 17 Yankee Conference Championships

## All--Time Letterwinners

PARMELEE, JAMES	1962, 63, 64
PASCARELLA, MITCH	2023
PATENAUE, WAYNE	1981, 82
PAUL, STANLEY	2012,13
PAVONE, JOE	2008, 09, 10, 12
PEHOTA, EDWARD	1951, 53
PELUSO, MARC	2003, 04
PENDERS, JAMES E.	1962, 64, 65
PENDERS, JAMES F.	1991, 92, 93, 94
PENDERS, THOMAS	1965, 66, 67
PEPIN, CHESTER	1966, 67, 68
PERROTTI, CHARLES	1970
PETCHARK, KEVIN	1991, 92
PETERSEN, TODD	2020
PETERSON, AUSTIN	2021, 22
PETERSON,HERBERT	1938, 39, 40
PETERSON, THOMAS	1943
PETRILLO, ROBERT	1952, 53, 54
PHILLIPS, THAD	2018, 19
PICKETT, RICHARD	1933
PINGREE, MICHAEL	1984, 85
PINNEY, CRAIG	1976, 77, 78
PINSKY, LEO	1946, 47, 48, 49
PIRETTI, DONALD	1956
PIZZELLA, MARK	1987, 88, 89
PLOOF, DAVID	2007
PODESZWA, CHRIS	1990, 91, 92, 93
POLONIA, RANDY	2016, 19, 20, 21
PORTER, MILTON	1943, 52
POTTER, ROBERT	1948, 49
POTVIN, KEITH	2003
POULIN, P.J.	2016, 17, 18
PRATO, ANTHONY	2017, 18, 19
PRINGLE, JOHN	1936, 37, 38
PROCTOR, DAVID	1967
PROCTOR, THOMAS	1966, 67
PROCTOR, VERNON	1983
PROZZO, DARREN	1995
PRZYBYCIEN, ANTHONY	1961
PUPILLO, ANTHONY	1938

### ---Q---

QUIGLEY, MICHAEL	2023, 24
QUIGLEY, STEPHEN	2023, 24
QUINN, AARON	1991, 92, 93, 94
QUINN, BRADEN	2022, 23, 24

### ---R---

RABB, DAVID	1955
RADUE, RYAN	2014, 15, 17
RAGAINI, GIANNI	1991, 92, 93
RAJKOWSKI, DAN	2016, 17, 18
RATHBURN, JOHN	1931
REGAN, DENNIS	1993, 94, 96
REGEP , MURAR (MGR.)	1956
REIMOLD, SCOTT	1987, 88, 89
REVELLI, CHARLES	1942, 43
RICCI, M.	1936, 37, 38
RICH, BILLY	1996, 97, 98
RICHETTI, LOGAN	2003
RILEY, JACK	2015,16
RISLEY, JOHN	1958, 59, 60
RISLEY, WILLIAM	1955, 56, 57
RIVERA, JOE	2015, 16, 17, 18
ROBERTS, BRYCE	1960, 61, 62
ROBIDOUX, WILLIAM	1963
ROBINSON, JON	1999
RODRIGUEZ, ALEJANDRO	1996, 97, 98
ROEVER, WILLIAM	1931
ROGERS, GRANT	1999
ROMANIELLO, RONALD	1969, 70
ROSENTHAL, TODD	1989, 90, 91, 92
ROSENWEIG, ISRAEL	1938
ROSSI, THOMAS	1981, 82
ROSSOMONDO, RONNIE	2016, 17, 18

ROSSY, EDWARD	1989, 90, 91
ROTKO, RUSSELL	1964, 66
RUGGLES, BEN	1979, 80
RUOTOLO, PATRICK	2014, 15, 16
RYAN, J. RAY	1930
RYAN, SCOTT	1984, 85, 86
RUBEL, RICH	1997
RUSSELL, JOHN	2016, 17

### ---S---

SABINO, DONALD	1953, 54
SADLON, WILLIAM (MGR.)	1969, 70
SAFIER, RICH	1972
SAFIR, TOM	1971, 72
ST. MARIE,	1933
SALLING, PAUL	1949, 50
SALOMON, JASON	1937
SAMKO, BILL	1971
SANDER, HENRY	1973, 74, 75, 76
SANDERSON, JAKE	2019
SANTOS, AVERY	2018, 19
SANTOS, JOSH	1996, 97, 98
SARANTIDES, JAMES	1985, 86
SAWYER, ART	1971
SCHAEFER, ED	1958, 59
SCHAEFER, ROBERT	1964, 65, 66
SCHAUDE, CHRIS	1988
<b>SCHILD, BEN</b>	<b>2024</b>
SCHMATA, ANDREW	1999
SCHMID, ORVILLE (MGR.)	1932
SCHOULER, WALTER	1961
<b>SHPUR, CALEB</b>	<b>2024</b>
SCHWOLSKY, ARNOLD	1937, 39
SCOTT, JEFF	1993, 94, 95, 96
SCOTT, MICHAEL	2000, 01
SCUSSELL, RAYMOND	1942, 43
SEARS, ANDREW	2023
SEAWARD, EDWARD	1943
SELLAS, MARCELINO	1988
SHEA, JAMES	1946
SHEA, JOHN	1985, 86
SHELDON, ROLAND	1960
SHOWALTER, DAVE	1975, 76, 77, 78
SIENA, VINNY	2013, 14, 15
SILVERSTEIN, SAMUEL	1942
SIMEONE, JOE	2018, 19, 20, 21
SIMMONS, T.C.	2021, 22, 23, 24
SIMONOKO, JOSEPH	1983, 84, 85
SIROIS, RICH	2004, 05, 06, 07
SKUBLISKAS	1932, 33
SLADE, MAX	2013, 14, 15
SLOSAR, JOHN	1970, 71, 72
SLUSARZ, JOHN	2005, 06
SMERAGLINO, JOSEPH	2003, 04, 05, 06
SMITH, BRIAN	1982, 84
SMITH, DAVID	2022, 23
SMITH, JIM	1968
SMITH, PETER	1996, 97, 98, 99
SMITH, WILLIAM	1982
SOROKA, EDWARD	1950
SOROTA, STAN	1947,48,49,50
SOTEROPOULOS, PETER	2000, 01, 02, 03
SPECYALSKI, BRIAN	1988, 89
SPERONE, PATRICK	1999, 00, 01, 02
SPRINGER, GEORGE	2009, 10, 11
STAAB, JOHN	1971
STANULIS, TOM	1970
STEFANONI, ENZO	2022
STEFANSKI, TROY	2015, 16, 17, 18
STEFKOVICH, TYLER	2002, 03
STEPHENSON, ZACH	2022
STERN, TOM	1953
STEUERNAGEL, CRAIG	1980, 81
STEVENS (MGR.)	1930
STEVENS, BILL	1955, 56
STEVENS, BILL	1957, 58, 59

STEVENS, GORDON	2007, 08
STICH, BOB	1971
STILLMAN, GREG	1998, 99, 00
STOCK, ERIK	2020, 21, 22
STOLTZMAN, PETER	1965
STORRS, DAVE	1968
STRICKLAND, ROBERT	1945
STROLLO, KEVIN	1992, 93, 94
STRONG, STEWART	1986, 87, 88
STRONG, THOMAS	1962
STUDLEY, JAKE	2023, 24
SULLIVAN, JACK	2022, 23, 24
SULLIVAN, JOHN	1990
SULLIVAN, RYAN	2014
SULZICKI, JOHN	2009, 10, 11, 12
SUTHERLAND, JEFF	1994
SWEDBERG, STEVE	1971
SUNDBERG, JACK	2013, 14, 15, 16
SUSI, ZAC	2016, 17, 18
SYLVESTER, JOHN	1953, 54
SZEFC, JOHN	1987

### ---T---

TABAKMAN, JORDAN	2012, 13, 14, 15
TAMMARO, PAUL	2023, 24
TARRO, GLENN	1983
TARCA, ANDREW	2007
TARSI, MIKE	2005, 06, 07
TASI, RICHARD	1979
TAYLOR, JACK	1973, 74, 75, 76
TESTANI, JON	2012, 13, 14, 15
THALMANN, MARK	1984, 85, 86
THOMPSON	1937
THULIN, TOM	1995, 98
TMPE, BOB	1968
TINKHAM, PAUL	1982, 83, 84
TINNERELLO, SAL	1989, 90, 91, 92
TINSLEY, PHILIP	1951, 52, 53
TISBERT, BRIAN	1999, 00, 01
TOKARZ, DAVID	2002, 03, 04
TOKARZ, JOHN	1972, 73, 74, 75
TOLER, JAMES	1976, 77, 78
TOMBARI	1930
TONELLI, JAMES	1991, 92, 93, 94
TOPPA, JOHN	2016, 17, 18, 19
TOURVILLE, K.	1930, 31, 32
TOURVILLE, R.	1932
TRACEWSKI, ED	1947, 48, 49, 50
TRAHAN, KEVIN	1980, 81
TREAT, RYAN	1998,99, 00, 01
TRIPALDI, MICHAEL	2001, 02
TROHALIS, HARRY	1970, 71, 72
TROJANOWSKI, WALTER	1946, 47
TRUBIA, DANIEL	2000, 01, 02, 03
TUCCI, NICK	2002, 03, 06
TURGEON, ERIK	2006, 07, 08
TURNER, TOMMY	2024
TURSHEN, DICK	1947, 48
TYCZ, JIM	1973, 74, 75

### ---U---

UCCELLO, JEFF	1994, 95, 96
UHL, GEORGE	1960, 61
UNTIET, MATT	2004, 05, 06, 07

### ---V---

<b>VAN EMON, GABE</b>	<b>2024</b>
VAN WOERT, ROBERT	2007, 09, 10, 11
VANCE, KEVIN	2009, 10, 11
VEAL, HAROLD	1946
VELEZ, JEFF	1995, 96
VENEZIANO, RICHARD	1984
VERDI, TOM	2011, 12, 13, 14
VIGRA, CHARLIE	1951

VINCENT, PETER	1982, 83
VINCENTE, JOSEPH	1979, 80
VINING, RICHARD	1949, 50, 51
VITALE, J.	1934, 36
VOIGHT, ROBERT	1945, 46

### ---W---

WALLACE, JAKE	2017, 18, 19
WALKER, ANDREW	1987, 88
WALKER, PETER	1989, 90
WALTMAN, EDWARD	1945
WANG, JIMMY	2019, 20, 21, 22
WARD, BRIAN	2011, 12, 13, 14
WARREN, JOEL	1932, 33
WARREN, NICK	1973
WARZOCOA, DONALD	1962
WASLEWSKI, GARY	1960
WASSERMAN, AUSTIN	2005, 06
WEBER, SAUL	1935
WEDIN, ROBERT	1956, 57, 58
WEINER, JOE	1933
WELLS, GEORGE E.	1925
WELLS, HAROLD	1934, 35, 36
WENT, DAN	1971, 72
<b>WEST, CHARLIE</b>	<b>2024</b>
WETJEN, KEITH	1994, 95
WETMERS, JAMES	1950
WETMORE, JAMES	1948
WHITE, DAVID	1996
WIDHOLM, WALLACE	1950, 51, 52
WILLIAMS, CHRIS	1985
WILLIS, JUSTIN	2021, 22, 23
WILSON, BEV	1931, 32
WILSON, IAN	1997
WILSON, REUBEN	1993, 94, 95, 96
WINKEL, CHRIS	2017, 18, 19, 20, 21
WINKEL, PAT	2019, 21
WINTERS, MARK	1979, 80
WINZLER, JOHN	1940, 42
WISE, JACK	1939
WISLOCKI, PAUL	1965, 66, 67
WISSNER, KEVIN	2000
WOODFIELD, GARY	1977, 78, 79
WOODLEY, BEN	1944
WOODWORTH, MICHAEL	2018, 19
WURSTER, CALEB	2019, 20, 21

### ---Y---

YAHN, WILLY	2015, 16, 17
YAVARONE, ERIC	2012, 13, 14, 15
YUSIEVICZ, JOHN	1939, 40
YUSKEVICH, STANLEY	1930

### ---Z---

ZACCARDO, MICHAEL	2010, 11
ZAJAC, EDWARD	1955, 56
ZAPATA, ANDREW	2014, 15, 16, 17
ZAWALICH, MATT	1994, 95, 96
ZAZZARO, JOHN	1988
ZIPPEL, PETER	1985, 86, 87

### CURRENT PLAYERS IN BOLD



- 180 MLB Draft Picks/Signings
- 31 All-Americans
- 70 All-Conference First Team Selections

# UConn Baseball

- Eight Conference Players of the Year
- Six Conference Pitchers of the Year
- Six Conference Coaches of the Year

## Facilities

## Home of the Huskies

### Elliot Ballpark

Elliot Ballpark becomes the new home of the Huskies in 2021 after the Huskies previously played at J.O. Christian Field from 1968–2019. Elliot Ballpark is named after Doug Elliot, a UConn baseball player from 1979–82 who was named Lawrence R. Panciera MVP during his playing career, and his family (wife, Sheila, and children, Doug and Jaclyn) for their support of the stadium project and the UConn baseball program.

The field's dimensions are 330' down the left field line, 400' to straight-away centerfield and 330' down the line in right field.

The entire field is covered in AstroTurfOPS and allows the Huskies to practice and play in a variety of weather conditions.



Elliot Ballpark features 1,351 seating capacity that features both seatback and bleacher seating behind home plate and along the first and third base lines. There will also be additional seating on the large berm area that extends all the way down the right field line. The Matt Barnes bullpen features three turf mounds for the Huskies and is named after 2011 UConn All-American and current Red Sox pitcher Matt Barnes. The visiting bullpen contains turf mounds and one dirt mound the Huskies can use prior to traveling to ballparks with dirt mounds. The press box features radio and TV booths, along with space for PA/Scoring and the press. Elliot Ballpark also features a video/scoreboard in right field. Lights will allow playing of night games for first time in program history.

The Huskies will also have their new player's locker room, lounge and coaches' offices in the new Rizza Family Performance Center, adjacent to Elliot Ballpark down the left field line. Five batting and pitching tunnels, an athletic training room and strength and conditioning area will also be featured in the Performance Center. There will also be a room that the team can utilize for meals and film.





- 180 MLB Draft Picks/Signings
- 31 All-Americans
- 70 All-Conference First Team Selections

# UConn Baseball

- Eight Conference Players of the Year
- Six Conference Pitchers of the Year
- Six Conference Coaches of the Year

## Facilities

### Mark R. Shenkman Training Center

Thanks to alumnus Mark R. Shenkman, the University of Connecticut joins the ranks of major universities nationwide with an indoor training facility that is utilized by all Husky teams and also by recreational services.

Shenkman's \$2.5 million gift, one of the largest ever to the UConn Division of Athletics, helped to build an intercollegiate, intramural and recreational facility that serves the entire UConn community.

The 85,000 square foot Mark R. Shenkman Training Center rivals similar facilities at other large universities. Featuring a 120-yard long synthetic playing surface, an 18,000 square foot strength and conditioning area and state-of-the-art video capabilities, the indoor training center provides UConn's teams with the most technologically advanced training equipment.

The UConn baseball team uses the facility primarily to work on its defensive drills. Thanks to the luxurious spatial confines provided by the Mark R. Shenkman Training Center, the Huskies can recreate a full infield diamond and a good portion of the outfield in order to facilitate their practice needs.

The University contracted with the Hartford-based firm of Jeter, Cook and Jepson and with HOK Sport + Venue + Event, an internationally-renowned architectural firm based in Kansas City, to provide architectural and engineering services for the Mark R. Shenkman Training Center. The Mark R. Shenkman Training Center became the University's first project

certified as meeting the Leadership in Energy and Environmental Design (LEED) standards for "green" buildings. LEED designation is a process certifying that a building project meets a wide range of environmentally friendly criteria.

The new construction marks the first college or university athletic project in the nation to earn the designation.


A resident of Greenwich, Conn., Shenkman graduated from the Wilbraham & Monson Academy in Wilbraham, Mass. He received a bachelor's degree in political science from UConn in 1965 followed by a master's degree in business administration from The George Washington University.

Shenkman is the founder and president of Shenkman Capital Management, Inc., a registered investment advisor with offices in New York City and Stamford, Conn. He has served on the UConn Foundation's Board of Directors for eight years and has been a member of its investment committee. Shenkman was elected to the UConn School of Business Hall of Fame in 2002 and has endowed a classroom and the e-Commerce Chair for the business school.

Groundbreaking for the Mark R. Shenkman Training Center took place in the fall of 2004, with the doors opening in the summer of 2006.



### Rizza Performance Center



The University of Connecticut opened the Rizza Performance Center in January of 2021. The facility contains a five tunnel batting cage with state of the art technology for the team to use. The Huskies utilize HitTrax and many other data collecting and performance enhancing technology.

The facility also is home to the team clubhouse, coaches offices, weight room and athletic training room.



- 180 MLB Draft Picks/Signings
- 31 All-Americans
- 70 All-Conference First Team Selections

# UConn Baseball

- Eight Conference Players of the Year
- Six Conference Pitchers of the Year
- Six Conference Coaches of the Year

## UConn Dugout Club

## THE UCONN DUGOUT CLUB

The UConn Dugout Club is a group of friends of the University of Connecticut baseball team and aims to enhance the entire program with integrity while acting in the best interest of the University. The Club exists at the pleasure of the coach and the Athletic Administration. Established in 1991, as a booster club, the organization has grown from 19 founders to include over 500 active members.

The Dugout Club is UConn Baseball's "Margin of Excellence". The efforts of the membership have enabled the Husky program to benefit from a widely enhanced scholarship base, some of the best training facilities on the East Coast and first-class travel accommodations.

The UConn Dugout Club was conceived as a means (1) to enhance the UConn baseball program in achieving consistent respect as a conference competitor and (2) to provide its members opportunities to socialize at Storrs and to be kept abreast of the latest UConn baseball news.

### MEMBERSHIP

Membership is open to anyone interested in supporting the efforts of UConn Baseball and the Dugout Club. Members are invited to attend the fall and winter socials, an annual golf day and meetings throughout the year. Also, in exchange for their dues, members receive gifts, several informative baseball newsletters and invitations to UConn baseball events.

Most importantly, members gain the satisfaction of adding to the "Margin of Excellence" by being an active ingredient in continuing the 100+ years of UConn Baseball's winning tradition. Good rallies always start in the DUGOUT!

To become a member of the Dugout Club, visit <http://www.uconnhuskies.com/sports/m-basebl>, find the team links tab and click on the Dugout Club Donation Form.

### UConn Baseball Distinguished Alumni

Robert Schaefer .....	2005
Walt Dropo .....	2006
Charles Nagy .....	2006
Randy LaVigne .....	2007
Tom O'Connell .....	2008
Pete Walker .....	2008
Roger Bidwell .....	2012
Doug Elliot .....	2014



The 1965 College World Series Team (above) was honored at the 2005 Preseason Banquet along with Bob Schaefer (below), who received the 2005 Distinguished Alumni Award.



Former UConn Director of Athletics Jeffrey Hathaway (left), UConn baseball head coach Jim Penders (third from left) pose with 2007 Distinguished Alumni Award winner, Randy LaVigne (second from left) and then Boston Red Sox manager and 2007 keynote speaker, Terry Francona.



Former player Doug Elliot receiving his award from Penders at the 2014 UConn Baseball Preseason Dinner.



New York Yankees General Manager Brian Cashman (second from left) and Red Sox Vice President of Player Personnel Ben Cherington (third from left) were the keynote speakers at the 2006 Preseason Banquet.





# HUSKIES IN THE COMMUNITY

