

2024 SCHEDULE

FEBRUARY

Date	Team	Location	Time
16	Louisville	Tampa, Fla.	W, 4-3
16	USF	Tampa, Fla.	W, 2-1
17	Indiana State	Tampa, Fla.	L, 1-2
23	California	Berkeley, Calif.	L, 4-8
24	California	Berkeley, Calif.	L, 12-15
25	California	Berkeley, Calif.	L, 4-5

March

2	No. 23 Auburn	Auburn, Ala.	L, 1-8
2	No. 23 Auburn	Auburn, Ala.	W, 8-4
3	No. 23 Auburn	Auburn, Ala.	L, 2-8
8	No. 25 UCSB	Santa Barbara, Calif.	L, 3-13
9	No. 25 UCSB	Santa Barbara, Calif.	L, 3-4
10	No. 25 UCSB	Santa Barbara, Calif.	L, 1-12
12	UCLA	Westwood, Calif.	W, 5-2
13	No. 22 UC Irvine	Irvine, Calif.	w, 5-0
15	Cal Baptist	Riverside, Calif.	L, 1-8
16	Cal Baptist	Riverside, Calif.	W, 8-0
17	Cal Baptist	Riverside, Calif.	W, 6-2
19	Rhode Island	Kingston, R.I.	L, 1-4
20	LIU	Elliot Ballpark, Storrs, CT	W, 14-8
22	Rutgers	Piscataway, N.J.	L, 0-3
23	Rutgers	Piscataway, N.J.	L, 6-13
24	Rutgers	Piscataway, N.J.	W, 5-1
26	Boston College	Elliot Ballpark, Storrs, CT	L, 4-7
27	Northeastern	Elliot Ballpark, Storrs, CT	L, 6-7

April

1	CCSU	Elliot Ballpark, Storrs, CT	W, 14-6
2	Columbia	Elliot Ballpark, Storrs, CT	Canceled
5	Xavier*	Elliot Ballpark, Storrs, CT	L, 5-9
6	Xavier*	Elliot Ballpark, Storrs, CT	W, 8-2
7	Xavier*	Elliot Ballpark, Storrs, CT	W, 1-0
9	Bryant	Elliot Ballpark, Storrs, CT	W, 12-1 (8)
10	Maine	Elliot Ballpark, Storrs, CT	W, 20-2 (7)
12	St. John's*	Elliot Ballpark, Storrs, CT	6:05 pm
13	St. John's*	Elliot Ballpark, Storrs, CT	2:05 pm
14	St. John's*	Elliot Ballpark, Storrs, CT	1:05 pm
16	Kansas State	Elliot Ballpark, Storrs, CT	6:05 pm
17	Boston College	Chestnut Hill, Mass.	TBA
19	Georgetown*	Tysons, Va.	6 pm
20	Georgetown*	Tysons, Va.	6 pm
21	Georgetown*	Tysons, Va.	1 pm
23	UMass	Elliot Ballpark, Storrs, CT	6:05 pm
24	Hofstra	Elliot Ballpark, Storrs, CT	3:35 pm
26	Villanova*	Elliot Ballpark, Storrs, CT	6:05 pm
27	Villanova*	Elliot Ballpark, Storrs, CT	2:05 pm
28	Villanova*	Elliot Ballpark, Storrs, CT	1:05 pm

May

3	Seton Hall*	South Orange, N.J.	4 pm
4	Seton Hall*	South Orange, N.J.	1 pm
5	Seton Hall*	South Orange, N.J.	12 pm
7	Northeastern	Brookline, Mass.	1 pm
10	Creighton*	Elliot Ballpark, Storrs, CT	6:05 pm
11	Creighton*	Elliot Ballpark, Storrs, CT	2:05 pm
12	Creighton*	Elliot Ballpark, Storrs, CT	TBA
14	Cincinnati	Cincinnati, Ohio	11 am
16	Butler*	Indianapolis, Ind.	3 pm
17	Butler*	Indianapolis, Ind.	3 pm
18	Butler*	Indianapolis, Ind.	1 pm

* BIG EAST Conference Game
& BIG EAST Championship

Home Games Played at Elliot Ballpark, Unless Otherwise Noted (all times eastern)

April 12-14 | vs. St. John's Storrs, Conn. | FloSports



UConn Huskies

2024 Record	14-16
2024 Home	6-3
2024 Away/Neutral	7-12/1-1
2024 BIG EAST	2-1
2024 Batting Avg.	.254
2024 Team ERA	4.81
Head Coach	Jim Penders (UConn '94)
Record	714-466-5, 21 seasons



St. John's Red Storm

2024 Record	22-5-1
2024 Home	7-5
2024 Away/Neutral	14-0-1/1-0
2024 BIG EAST	3-0
2024 Batting Avg.	.314
2024 Team ERA	4.17
Head Coach	Mike Hampton
Years at St. John's	5th Season

UConn put itself on the national scene this past decade by making nine NCAA Tournaments, earning five at-large bids, winning the 2011 Clemson Regional and 2022 College Park Regional, producing five MLB First Round picks and seven former Huskies making their MLB Debut

-The Huskies are one of 12 teams to reach nine NCAA Regionals since 2010 and make five-straight.

Friday

5 GS, 1-4
5.88 ERA
14 BB:33 K

LHP Gabe Van Emon

Saturday

7 GS, 4-4
5.04 ERA
19 BB:36 K

LHP Garrett Coe

Sunday

8 GS 1-3
3.60 ERA
16 BB 38 K

RHP Stephen Quigley

1 GS, 0-0
0.00 ERA
1 BB:7 K

RHP Kyle Chase

5 GS, 2-0
4.88 ERA
14 BB:21 K

LHP Evan Chaffee

7 GS, 4-0
2.65 ERA
18 BB 26 K

RHP Mario Pesca



2024 Roster

No.	Name	Elig.	Pos.	B/T	Ht.	Wt.	Hometown	High School/Last Team
1	Bryan Padilla	4YR Jr.	INF	R/R	5'10	205	Brooklyn, N.Y.	Poly Prep
2	Ryan Hyde	5YR Sr.	C	R/R	6'1	215	Berlin, Conn.	Berlin
3	Rob Rispoli	Fr.	INF	R/R	5'10	175	Staten Island, N.Y.	Monsignor Farrell
4	Korey Morton	Sr.	OF	R/R	6'1	179	Norwalk, Conn.	Brien McMahon
5	Matt Garbowski	Jr.	C	L/R	6'0	216	New Fairfield, Conn.	New Fairfield
6	Drew Kron	So.	OF	R/R	6'1	184	Hebron, Conn.	Xavier
7	Ryan Daniels	So.	INF	L/R	6'0	200	Meriden, Conn.	St. Paul Catholic
9	Caleb Shpur	Gr.	OF	R/R	5'10	189	East Canaan, Conn.	Housatonic/Endicott
10	Jude Abbadessa*	So.	RHP	R/R	5'11	202	Endicott, N.Y.	Union Endicott
11	Jake Studley	Gr.	OF	R/R	5'11	206	Barrington, R.I.	Moses Brown/Wheaton
12	Sean Finn	Fr.	RHP	R/R	5'9	188	Warrenton, Pa.	Springside Chestnut Hil
13	Charlie West	Fr.	LHP	L/L	5'11	182	South Setauket, N.Y.	Ward Melville
15	Hector Alejandro	4YR So.	RHP	R/R	6'1	215	Naugatuck, Conn.	Naugatuck
18	Jack Sullivan	Jr.	RHP	R/R	6'0	208	Carmel, N.Y.	Carmel
20	Luke Broadhurst	Gr.	INF	R/R	6'2	220	Stafford Springs, Conn.	UConn/Eastern Conn. St.
21	Gabe Van Emon	Gr.	LHP	L/L	6'2	211	Lexington, Mass.	Lexington/Endicott
22	Ian Cooke	Jr.	RHP	R/R	6'1	249	New Milford, Conn.	Canterbury School
23	Paul Tamaro	Gr.	INF	R/R	6'0	192	Rivervale, N.J.	Oswego State
24	Michael Quigley	Sr.	RHP	R/R	5'11	183	Halifax, Mass	UMass Lowell
25	Thomas Ellisen	RSO.	RHP	R/R	6'4	215	Kimberly, Wisc.	Kimberly
26	T.C. Simmons	6YR Sr.	OF	L/L	6'0	192	El Cajon, Calif.	Santana/ Grossmont JC
27	Joe Carrea	Jr.	RHP	R/R	6'2	214	Cranford, N.J.	Cranford
30	Frank Spirito IV*	Fr.	RHP	R/R	6'0	210	Bristol, Conn.	Bristol Central
31	Devin Wolff	Fr.	RHP	R/R	6'5	228	Ellington, Conn.	Kingswood Oxford
32	Tyler Minick	Fr.	INF	R/R	6'0	206	Reading, Pa.	Governor Miffing
34	Brady Afthim	Jr.	RHP	R/R	6'0	211	Windham, Maine	Windham
36	Brett Davino	Fr.	INF	L/R	6'0	177	Woodbury, Conn.	Nonnewaug
37	Matt Malcom	Gr.	C	R/R	5'8	224	East Lyme, Conn.	East Lyme/Eastern Conn St.
38	Garrett Coe	5YR Sr.	LHP	L/L	6'6	267	Lakeside, Conn.	The Gunnery
39	Kyle Peters*	Fr.	RHP	R/R	6'0	215	Hazleton, Pa.	Hazleton Area
40	Braden Quinn	Jr.	LHP	L/L	6'3	228	New Fairfield, Conn.	New Fairfield
41	Ryan VanDeWater	RFr.	RHP	R/R	6'1	189	Poughkeepsie, N.Y.	Our Lady of Lourdes
42	Stephen Quigley	Gr.	RHP	R/R	6'0	201	Halifax, Mass.	Wheaton College
43	Maddix Dalena	So.	1B	L/R	6'3	239	Cogan Station, Pa.	Montoursville Area
44	Ben Schild	Fr.	RHP	R/R	6'2	231	Lincroft, N.J.	Middletown South
45	Tommy Turner	Fr.	RHP	R/R	6'0	197	Coventry, R.I.	Coventry
46	Niko Brini	So.	OF	L/L	5'9	191	Plymouth, Mass.	Boston College High
47	Alex Mach	Jr.	RHP	R/R	6'0	192	Rockfall, Conn.	Coginchaug/UConn Avery Pt.
48	Michael Oates*	Fr.	C	R/R	5'7	200	North Weymouth, Mass.	Xaverian Brothers
49	Cameron Mayer	Gr.	RHP	R/R	6'4	231	Syosset, N.Y.	Syosset/Tufts
50	Kieran Finnegan	Gr.	LJHP	L/L	6'4	238	West Nyack, N.Y.	Clarkstown South/Oswego St.
51	Giovanni Conte	Fr.	RHP	R/R	6'0	166	Albany, N.Y.	Colonie
53	Joe Cinnella	Gr.	LHP	L/L	6'1	191	Mahwah, N.J.	Mahwah/Seton Hall
54	Thomas Galusha*	Fr.	RHP	R/R	6'3	242	Middlebury, Conn.	Salisbury School

* out for the season with injury

Head Coach: Jim Penders (UConn '94), 21st season

Associate Head Coach: Jeff Hourigan (UConn '05), 13th season

Recruiting Coordinator/Pitching Coach: Joshua MacDonald (UConn '06), 13th season

Volunteer Assistant Coach: Chris Podeszwa (UConn '93), 21st season

Athletic Trainer: Catie Dann (UConn '05), Second Season

Director of Baseball Operations: Chris Jones (UConn '14), Fifth Season

Pronunciations

Abbadessa - Ab-UH-Dessa
 Afthim - Af-Thumb
 Brini - Bree-KNEE
 Carrea - CUH-Ray-Ya
 Cinnella - Sin-Ella
 Coe - CO
 Dalena - DUH-lay-nuh
 Galusha - Guh-LOU-Sha
 Mayer - Mayor

Padilla - Puh-DEE-ya
 Podeszwa - Puh-DEZ-wuh
 Rispoli - Ris-POLE-ee
 Schild - SH-ild
 Shpur - SPUR
 Tamaro - TUH-Mare-Oh
 VanDeWater - Van-DUH-Water
 Van Emon - Van EH-mon

Quick Facts

UConn Baseball

Head Coach	Jim Penders (UConn '94, G'98)
Overall Career Record.....	714-464-5, 21 seasons
Record at UConn	714-464-5, 21st season
Assistant Coach/Recruiting Coordinator	Jeff Hourigan (UConn '05), 13th Season
Assistant Coach/Pitching Coach	Joshua MacDonald (UConn '06, LIU G'09), 13th Season
Volunteer Assistant Coach.....	Chris Podeszwa (UConn '93, SCSU G'03), 21st Season
Director of Baseball Operations	Chris Jones (UConn '14) 5th Season
Athletic Trainer	Catie Dann
Office Phone	(860) 486-4089
Home Field	Elliot Ballpark
Field Dimensions	330-380-400-372-330
2023 Final Record.....	44-17
2023 BIG EAST Conference record.....	15-5

The University of Connecticut

Location	Storrs, Conn.
Founded	1881
Enrollment.....	31,119
Colors	National Flag Blue (Navy) & White
Nickname	Huskies, UConn
Conference	BIG EAST Conference
President	Radenka Maric
Director of Athletics	David Benedict
Athletic Phone	(860) 486-2725
Athletic Fax.....	(860) 486-2727



Athletic Communications

Athletic Communications Assistants	Chris Jones
Baseball Contact.....	Chris Jones (UConn '14)
Cell Phone	860-938-6191
Email.....	christopher.jones@uconn.edu
Athletics Website.....	UConnHuskies.com

ALL MEDIA REQUESTS FOR COACH PENDERS OR STUDENT-ATHLETES MUST GO THROUGH THE OFFICE OF ATHLETIC COMMUNICATIONS. INTERVIEWS WITH STUDENT-ATHLETES ON GAME DAY PRIOR TO GAME ACTION WILL ONLY BE GRANTED AT THE DISCRETION OF THE UCONN COACHING STAFF. PENDERS AND SELECT STUDENT-ATHLETES WILL BE AVAILABLE TO MEDIA FOLLOWING ALL HOME CONTESTS AFTER THE TEAM BREAKS THE POSTGAME HUDDLE. PLEASE ALLOW 24 HOURS NOTICE FOR SPECIAL MEDIA REQUESTS.

Statistical Leaders

2024 Stat Leaders

Batting Average Paul Tamaro .306		Hits Korey Morton 36		Runs Paul Tamaro 21	
Home Runs Two Huskies 6		RBIs Luke Broadhurst 23		Stolen Bases Paul Tamaro 8	
On Base % Paul Tamaro .449		Slugging % Luke Broadhurst .541		OPS Luke Broadhurst .933	
Walks Paul Tamaro 18		Doubles Korey Morton 7		Triples T.C. Simmons 1	
ERA (Min 3 IP) Brady Afthim 0.00		Innings Stephen Quigley 45.0		Strikeouts Stephen Quigley 38	
AVG/Against Brady Afthim .133		Wins Garrett Coe 4		Saves Brady Afthim 3	
WHIP Braden Quinn 1.19		K/9 IP Brady Afthim 14.00		Appearances Braden Quinn 14	
Pickoffs 1 Two Huskies		K:BB Braden Quinn 26:6		Caught Stealing Matt Garbowski 6	

News and Notes

Winning Culture.. The Huskies are 128-52 over the last three seasons (2021-23), ranking third in college baseball with a .711 winning percentage. The Huskies only trail Tennessee (.759) and Arkansas (.728) during that stretch.

UConn is one of 12 teams to reach five-straight NCAA Tournaments and make nine total NCAA Regionals since 2010. A list that features Arkansas, Dallas Baptist, ECU, LSU, UNC, Oregon State, Oklahoma State, Florida, Stanford, Southern Miss and Vanderbilt.

The Huskies have won 504 games from 2010-2023, ranking 26th in the country during that span. Louisville ranks fourth with 584 wins (1. Vanderbilt (614)). UConn also plays the No. 19 team on that list, UCLA (517).

40 Win Campaigns.. The Huskies have rattled off back-to-back 40 win regular seasons for the first time in program history. The Huskies 94 victories are the most in back-to-back seasons in program history. In 2022, the Huskies won a program record 50 wins en route to the program's second Super Regional appearance.

Johnnies Come To Storrs.. The long time rivalry between UConn and St. John's resumes this weekend at Elliot Ballpark. UConn holds a 66-60 edge in the all-time series and last year won the series in Queens.

St. John's enters with a gaudy 22-5-1 record entering the weekend and lead the BIG EAST Conference with a 3-0 mark after the first BIG EAST weekend for most teams.

Turning A Corner... After losing on March 27th to Northeastern, the Huskies fell to 9-15 on the year, tying a season-low six games under .500. The Huskies had a rare bye weekend and have entered April and won 5 of 6 games.

UConn is hitting .352 during that stretch and averaging 10 runs per game. Luke Broadhurst is 10-20 (.500) during the stretch with two doubles, three homers and nine runs batted in. 1B Maddix Dalena is hitting .381 with four home runs and 10 runs batted in. The UConn defense has also been strong with just two errors in the six games, with one of those coming from a pitcher on a pickoff throw.

From the mound, the pitching staff have posted a 3.35 ERA during the streak with nearly 10 strikeouts per game.

Huskies Gonna Give It To Em... The Huskies rebounded from a series opening loss to Xavier by responding with wins on Saturday and Sunday to capture the series win. Starting pitching was a key with Garrett Coe going 7.1 strong innings in game two and Stephen Quigley firing 7.0 shutout innings on Sunday. Paul Tammara hit a go-ahead RBI single in the 8th inning of the rubber game to sway the series in favor of the Huskies.

Series Sealed.. The Huskies earned their first series win of the season by taking two-of-three from Cal Baptist last weekend. After being held to just four hits in a series opening loss to the Lancers, UConn bounced back with a complete game shutouts from LHP Garrett Coe. The left-hander became the first UConn pitcher to log a complete game shutout since Pat Gallagher did it against St. John's in 2022. The UConn bats aided Coe with a season-high four home runs.

The Huskies earned the series win in the rubber game of the series with a four-run eighth inning. Maddix Dalena posted a career-high three hits including a clutch two-run single to help lift the Huskies to victory.

Quinn Quiets UCLA.. LHP Braden Quinn helped seal a win against UCLA on March 13 by tossing 3.0 shutout innings to earn his first save of the season and second of his career. The New Fairfield, Conn. native struck out seven Bruins, setting a new career high.

Shutting Out Irvine.. The Huskies shut out No. 22 UC Irvine 5-0 on March 13. It was the first shutout of the season for UConn and was quite an accomplishment against an Anteaters team that averaged nearly 11 runs per game. Freshman Ben Schild made his first career start and logged six shutout innings that featured a career-high nine strikeouts and did not allow a hit until the sixth. Stephen Quigley fired two shutout frames while closer Brady Afthim struck out the side to close out the ninth.

Power Conference Dubs... Since 2010, UConn is 90-80 against teams currently in "Power 5" Conferences. This season the Huskies are 4-7 with victories against Louisville, Auburn, Rutgers and UCLA. Wins during the stretch include Clemson, Texas, Oregon State, Texas Tech, Oklahoma, Nebraska, Oklahoma State, Michigan and Virginia.

UConn has 15 games scheduled against Power 5 schools with Louisville (1-0) and Boston College (0-1) from the ACC, Cal (0-3) and UCLA (1-0) from the Pac-12, Rutgers (1-2) from the Big Ten, Auburn (1-2) from the SEC and Kansas State and Cincinnati from the Big 12

Target on Back.. The Huskies have been picked as the pre-season favorite in the BIG EAST Baseball poll. UConn has won three-straight BIG EAST regular season titles and two of last three BIG EAST tournament championships. OF Jake Studley was picked as Preseason BIG EAST Player of the Year and RHP Stephen Quigley was selected as Preseason BIG EAST Pitcher of the Year.

Huskies on the Plains... UConn traveled to No. 23 Auburn for the first time in program history on March 2-3. The Huskies lost two out of three but won its first game of the season against a ranked team in game two of the series.

The 8-4 victory was also the first-ever win against a current SEC opponent. The Huskies capitalized on a six-run first inning, their largest scoring inning of the season. LHP Gabe Van Emon came out of the pen in the first inning and fired 5.1 shutout innings, allowed three hits and struck out six to earn his first career win at UConn.

UConn vs. Ranked Opponents.. The Huskies are 56-78-1 under 21st year head coach Jim Penders. UConn is currently 2-5 against Top-25 teams this year. Beating UC Irvine, losing a series at No. 23 Auburn and getting swept at Santa Barbara. The six-straight ranked regular season games is the most (on record) for the Huskies since playing five-straight ranked games in 2020. UConn played six-straight ranked games in the 2022 NCAA Tournament against No. 15 Maryland in the Regionals and No. 2 Stanford in the Super Regionals.

Coe Should be Spelled Koe.. Senior LHP Garrett Coe struck out a career-high 11 batters last Friday against the Cal Bears.

News and Notes

The UConn starting pitcher struck out eight of the first nine outs he recorded. It was the first double digit strikeout performance for Coe and shattered his previous total of seven.

Career Weekend For Korey.. Senior OF Korey Morton had a career weekend in Berkeley that featured his first career five-hit game. A 5-5 day that included a three-run homer and RBI single during game two of the series.

The Norwalk, Conn. native finished 9-15 (.600) with five runs scored, a double, homer and four RBI.

Freebies Hurt Huskies At Cal... In a back and forth series at Cal, the little things helped swing the series in favor of the Golden Bears. UConn helped gift the Bears with 21 walks and hit by pitches helped place runners on base in front of Caleb Lomavita, Rodney Green Jr. and Peyton Schulze. Those three combined to drive in 18 runs in the series.

UConn also committed seven errors in the series with all seven of those errors leading to runs. Offensively, the Huskies was 8-32 (.250) with runners in scoring position and was 7-11 (63.6 %) getting runner in from third with less than two outs.

Pitching Leads Way In Tampa... The UConn pitching staff was superb during Opening Weekend with just six runs allowed over the three game stretch. All three UConn starting pitchers worked into the sixth inning with Ian Cooke (6 IP), Stephen Quigley (5.1 IP) and Garrett Coe (5.1 IP) all allowing one run or fewer.

Tommy Ellisen and Brady Afthim combined to throw 3.2 shut-out frames to nail down a one-run win against USF, 2-1. Afthim struck out the side in the ninth to record his first career save.

Schild Shines... Freshman RHP Ben Schild dazzled in his collegiate debut by earning his first collegiate victory out of the UConn pen. Schild logged 2.2 shutout frames that featured a 4-6-3 double play against the first batter he faced to strand the bases loaded in the 7th. The appearance mirrored another UConn debut with Ian Cooke firing 2.2 shutout innings to earn his first collegiate victory on Opening Day in 2022 vs. USF.

Offensive Success.. Last season the Huskies had extreme team success when scoring six or more runs in a game (41-5), stole multiple bases in a game (27-3) or when the offense walked/HBP more than they struck out (23-2). UConn also was exceptional with two outs last season, hitting .322 with 43.7% of runs scored with two outs.

Comeback Kids.. The Huskies have registered 11 wins last season when they have trailed after five innings. UConn has already registered its first comeback win of the season against Louisville with the Huskies trailing 3-1 going to the bottom of the eighth. Paul Tammaro and Jake Studley hit back-to-back homers to tie the game in the eighth and Korey Morton walked it off in the ninth with an RBI single.

Key Returners... Despite the Huskies losing some key pieces from their 2023 NCAA Tournament run. UConn brings back SS Paul Tammaro, INF Bryan Padilla, 2B Ryan Daniels, OF Korey Morton, OF Jake Studley, DH Luke Broadhurst and C Matt Garbowski. T.C. Simmons missed the majority of the 2023 season and is back in the UConn outfield in 2024. 1B Maddix Dalena and OF Drew Kron both got their feet wet in 2023 and will be relied upon during 2024. The lineup will have to replace Ben

Huber, Dominic Freeberger and David Smith's production.

On the mound, RHP Stephen Quigley, LHP Garrett Coe, RHP Ian Cooke, RHP Tommy Ellisen, RHP Brady Afthim, LHP Braden Quinn, RHP Jack Sullivan. The Huskies will have to replace RHP Justin Willis, RHP Devin Kirby, LHP Andrew Sears and LHP Zach Fogell.

Portal Shopping... The Huskies have utilized the transfer portal to bring in impact players for the upcoming campaign. LHP Gabe Van Emon (Endicott), Caleb Shpur (Endicott), Matt Malcom (E. Connecticut), Joe Cinnella (Seton Hall) and Kieran Finnegan (SUNY Oswego), Cam Mayer (Tufts) and Alex Mach (UConn Avery Point) join transfer from last year; OF Jake Studley (Wheaton College), RHP Stephen Quigley (Wheaton College), RHP Michael Quigley (UMass Lowell), INF Luke Broadhurst (E. Connecticut) and Paul Tammaro (SUNY Oswego),

Longest Tenured Staff in Division I.. The UConn baseball staff consisting of head coach Jim Penders, assistants Jeff Hourigan, Josh MacDonald and volunteer assistant Chris Podeszwa have now been together for 13 seasons. They are currently the longest tenured staff in Division I baseball.

2024 Captains... Garrett Coe and Ryan Hyde were voted captains for the 2024 campaign.

MacDonald's All-Americans... UConn has had a ton of success on the mound under 13th year pitching coach Josh MacDonald. The Huskies have had eight All-Americans on the mound during MacDonald's tenure. Carson Cross ('15), Anthony Kay ('16), John Russell ('17), Mason Feole ('18), P.J. Poulin ('18) and Jake Wallace ('19), Ian Cooke ('22) and Austin Peterson ('22) all earned All-America honors under Coach Mac. MacDonald was recognized after the 2022 by receiving D1Baseball.com Assistant Coach of the Year honors.

Success at The Doug.. The Huskies opened their new home, Elliot Ballpark, in 2021 and the new digs has provided a big home field advantage. UConn has gone 52-11 the past three seasons in Storrs.

Connecticut Under Penders... In its 21 seasons of competition under the watch of head coach Jim Penders, UConn owns a 710-464-4 record, advancing to nine NCAA Tournaments and winning the four BIG EAST regular season titles (2011, 2021, 2022, 2023), three BIG EAST Tournament titles (2013, 2021, 2022) and an American Athletic Conference Tournament Championship in 2016. The Huskies have also hosted a regional (2010) and won a pair of regionals in 2011 (Clemson) and 2022 (College Park).

Coach Penders became the all-time winningest coach at UConn after capturing his 557th victory at Tulane on May 16, 2019 to move past his old coach and mentor Andy Baylock. Since 2004, the Huskies have boasted 11 All-Americans. UConn has secured 15 30-win season under Penders and received four at-large bids to the NCAA Tournament. Penders hit the 700 win mark with a victory against Florida A&M in the 2023 Gainesville Regional.

MLB Pipeline... Connecticut established a new program-record with five former Huskies in Major League Baseball at one time during the 2015 season. The Huskies matched that total again in 2018 with five UConn alums on MLB rosters at the end of the 2018 season (Ahmed, Andreoli, Barnes, Oberg,

BIG EAST Conference

Standings

Team	Record	Win %	GB	Overall	Overall %	Streak
St. John's	3-0	1.000		22-5-1	.804	W5
Georgetown	5-1	.833		22-9	.710	W2
Creighton	2-1	.666		25-5	.833	W3
UConn	2-1	.666		14-16	.467	W4
Xavier	1-2	.333		15-17	.469	L3
Seton Hall	1-2	.333		17-15	.531	L2
Butler	1-2	.333		13-17	.433	L3
Villanova	0-6	.000		8-21	.276	W1

Preseason Poll

	Team	Points
1	<i>UConn (6)</i>	48
2.	<i>Xavier (2)</i>	44
3.	<i>Seton Hall</i>	35
4.	<i>Georgetown</i>	29
4.	<i>Creighton</i>	29
6.	<i>St. John's</i>	17
7.	<i>Butler</i>	14
8.	<i>Villanova</i>	8

First-place votes in parenthesis

Weekly Honors

March 4: Gabe Van Emon - Pitcher of the Week

March 18: Garrett Coe - Pitcher of the Week

National Rankings

Week #	D1	Baseball America	USA Today	NCBWA	Collegiate
Preseason			RV	RV	
Week 1			RV	RV	
Week 2					
Week 3					
Week 4					
Week 5					
Week 6					
Week 7					
Week 8					

Weekly Honors

Accolades

UConn In The NCAA Tournament

24 NCAA Tournament Appearances | 38-46 Overall Record

1957	NCAA District I Playoffs Springfield L 4-9 Springfield W 4-3 Springfield W 5-0	1990	NCAA Northeast Regional Georgia L 2-7 Rutgers L 5-15
	NCAA College World Series Texas L 0-3 Florida State W 5-3 Iowa State L 2-5	1993	NCAA Midwest Regional Oklahoma State L 5-9 Fordham L 0-5
1958	NCAA District I Playoffs Dartmouth W 1-0 Dartmouth W 10-0 Holy Cross L 1-2	1994	NCAA Midwest II Regional Georgia Tech L 0-7 Long Beach State L 9-16
1959	Declared District I Champions NCAA College World Series Penn State L 3-5 Western Michigan L 6-14	2010	NCAA Norwich Regional No. 3 Oregon L 3-5 No. 4 Central Connecticut W 25-5 No. 3 Oregon L 3-4
1960	NCAA District I Playoffs Boston College L 1-2	2011	NCAA Clemson Regional No. 3 Coastal Carolina L 1-13 No. 4 Sacred Heart W 13-3 No. 3 Coastal Carolina W 12-6 No. 1 Clemson W 7-6 No. 1 Clemson W 14-1 (Clemson Regional Champions)
1961	NCAA District I Playoffs Boston College L 1-4 Springfield W 3-1 Boston College W 3-2 Boston College L 14-4		NCAA Super Regionals No. 1 South Carolina L 1-5 No. 1 South Carolina L 2-8
1963	NCAA District I Playoffs Providence W 4-3 Providence L 3-4 Providence L 6-10	2013	NCAA Blacksburg Regional No. 1 Virginia Tech W 5-2 No. 2 Oklahoma L 3-5 (12) No. 1 Virginia Tech L 1-3
1965	NCAA District I Playoffs Holy Cross W 7-4 Holy Cross L 0-5 Holy Cross W 7-0	2016	NCAA Gainesville Regional No. 2 Georgia Tech W 7-6 No. 1 Florida L 5-6 No. 2 Georgia Tech L 5-7
	NCAA College World Series St. Louis L 1-2 Lafayette W 6-4 Washington State L 2-3	2018	NCAA Conway Regional (Regional Final) Washington L 1-7 LIU Brooklyn W 10-3 Coastal Carolina W 6-5 Washinton L 6-9
1968	NCAA District I Playoffs Providence W 2-0 Harvard L 0-3 Boston University W 8-2 Harvard L 2-3	2019	NCAA Oklahoma City Regional (Regional Final) Nebraska L 5-8 Harvard W 10-2 Nebraska W 16-1 Oklahoma State W 5-2 Oklahoma State L 1-3
1970	NCAA District I Playoffs Providence W 8-0 Dartmouth L 2-8 Dartmouth L 3-12	2021	NCAA South Bend Regional Michigan W 6-1 Notre Dame L 3-26 Central Michigan L 9-14
1972	NCAA District I Playoffs Northeastern W 5-2 Harvard W 8-5 Harvard W 11-2	2022	NCAA College Park Regional Wake Forest W 8-7 Maryland W 10-5 Maryland L 6-7 (11) Maryland W 11-8
	NCAA College World Series Texas W 3-0 Southern California L 4-5 Temple L 4-7		NCAA Stanford Super Regionals Stanford W 13-12 Stanford L 2-8 Stanford L 5-10
1977	NCAA District I Playoffs Temple L 7-9 Cornell L 7-9	2023	NCAA Gainesville Regional Texas Tech L 2-3 Florida A&M W 9-6 Florida L 2-8
1979	NCAA District I Playoffs Navy W 5-4 St. John's L 3-6 Nebraska W 15-0 St. John's W 14-4 St. John's W 4-0		
	NCAA College World Series Texas L 5-11 Fullerton-State L 3-8		

UConn In Conference Tournaments (1985-2013 BIG EAST, 2014-2019 American Athletic, 2021-Present BIG EAST)

24 Tournament Appearances | 53-35 Overall Record

<p>1985 Bristol, Conn. ** Georgetown W 11-9 (10) St. John's L 5-6 Seton Hall L 2-8</p> <p>1987 Bristol, Conn. Seton Hall L 2-6 St. John's L 4-13</p> <p>1989 Bristol, Conn. Seton Hall L 2-8 Providence L 3-5 (11)</p> <p>1990 Bristol, Conn. BIG EAST TOURNAMENT CHAMPIONS Seton Hall W 11-3 Villanova W 1-0 *Seton Hall W 4-3</p> <p>1992 Bristol, Conn. BIG EAST TOURNAMENT RUNNER-UP Seton Hall W 14-2 Providence L 2-13 Seton Hall W 4-3 Providence W 11-8 *Providence L 3-5</p> <p>1993 Bristol, Conn. BIG EAST TOURNAMENT RUNNER-UP Seton Hall L 5-6 Villanova W 10-5 Seton Hall W 10-9 *St. John's L 0-9</p> <p>1994 Bristol, Conn. BIG EAST TOURNAMENT CHAMPIONS Pittsburgh W 4-3 Seton Hall W 3-0 Seton Hall L 1-6 *Seton Hall W 4-2</p> <p>2000 Bridgewater, N.J. Seton Hall L 2-8 Rutgers L 7-8</p> <p>2006 Clearwater, Fla. Cincinnati W 6-2 Louisville L 10-12 Rutgers L 5-9</p> <p>2007 Brooklyn, N.Y. BIG EAST TOURNAMENT RUNNER-UP St. John's L 1-2 Pittsburgh W 5-2 St. John's W 8-7 USF W 3-0 USF W 2-0 *Rutgers L 6-7</p> <p>2009 Clearwater, Fla. BIG EAST TOURNAMENT RUNNER-UP West Virginia W 6-1 USF W 4-2 USF W 10-8 *Louisville L 3-11</p> <p>2010 Clearwater, Fla. BIG EAST TOURNAMENT RUNNER-UP Cincinnati W 9-6 Rutgers L 5-6 Pittsburgh W 7-2 Rutgers W 11-10 (10) Rutgers W 7-4 *St. John's L 0-3</p> <p>2011 Clearwater, Fla. Notre Dame W 4-2 Seton Hall L 3-4 (12) Notre Dame W 9-3 Seton Hall L 2-12</p>	<p>2012 Clearwater, Fla. USF W 7-2 Louisville W 4-1 USF L 0-1 USF L 1-2</p> <p>2013 Clearwater, Fla. BIG EAST TOURNAMENT CHAMPIONS Louisville W 3-2 (12) USF W 8-7 Rutgers W 2-1 *Notre Dame W 8-1</p> <p>2014 Clearwater, Fla. UCF L 7-2 Houston W 7-1 Temple L 9-4</p> <p>2015 Clearwater, Fla. Tulane L 3-1 UCF W 4-1 (11) Tulane W 7-6 East Carolina L 4-2</p> <p>2016 Clearwater, Fla. AMERICAN TOURNAMENT CHAMPIONS Memphis W 6-2 USF W 9-1 Memphis L 5-9 Memphis W 5-0 Houston* W 7-2</p> <p>2017 Clearwater, Fla. Cincinnati W 12-3 Houston L 6-7 Memphis W 7-5 Houston L 3-13</p> <p>2018 Clearwater, Fla. AMERICAN TOURNAMENT RUNNER-UP Cincinnati W 6-2 Wichita State W 7-4 USF L 0-13 (7) USF W 3-2 ECU L 3-4</p> <p>2019 Clearwater, Fla. AMERICAN TOURNAMENT RUNNER-UP Houston W 4-3 Wichita State W 9-7 Wichita State W 8-3 Cincinnati L 5-22</p> <p>2021 Mason, Ohio. BIG EAST TOURNAMENT CHAMPIONS Xavier W 11-1 Creighton W 2-0 Xavier L 4-5 Xavier W 10-6</p> <p>2022 Mason, Ohio. BIG EAST TOURNAMENT CHAMPIONS Georgetown W 4-0 Creighton W 7-1 Xavier W 7-2</p> <p>2023 Mason, Ohio. BIG EAST TOURNAMENT RUNNER-UP Georgetown W 5-4 Xavier L 2-10 Georgetown W 10-1 Xavier W 6-4 Xavier L 3-7</p>
---	---

* denotes championship game

** In 1985, UConn finished the regular season at the top of the BIG EAST North Division with a record of 11-7 in conference play but the league did not crown a BIG EAST Regular Season Champion annually until the 1990 season.

SHUTDOWN INNINGS

Date **Opponent** **# of Inns/Opp**

2022: 79%		
2023: 69%		
2.16	Louisville	2/2
2.16	USF	2/2
2.17	Indiana State	0/0
2.23	California	2/3
2.24	California	3/5
2.25	California	1/2
3.2	No. 23 Auburn	0/1
3.2	No. 23 Auburn	2/3
3.3	No. 23 Auburn	2/2
3.8	No. 25 UCSB	0/1
3.9	No. 25 UCSB	2/3
3.10	No. 25 UCSB	0/1
3.12	UCLA	1/2
3.12	UC Irvine	3/3
3.15	Cal Baptist	0/1
3.16	Cal Baptist	4/4
3.17	Cal Baptist	2/3
3.19	Rhode Island	0/1
3.20	LIU	2/4
3.22	Rutgers	0/0
3.23	Rutgers	1/3
3.24	Rutgers	2/3
3.26	Boston College	2/2
3.27	Northeastern	2/3
4.1	CCSU	1/3
4.5	Xavier	1/1
4.6	Xavier	5/5
4.7	Xavier	1/1
4.9	Bryant	4/5
4.10	Maine	4/4

Total: 51/73- 69%

BIG INNINGS (Three Runs +)

Opponent **Inning** **Runs**

2022: 71		
2023: 56		
1. California (2.24)	5th	5
2. California (2.24)	6th	3
3. Auburn (3.2)	1st	6
4. UCLA	6th	4
5. UC Irvine	5th	3
6. CBU (3.16)	7th	3
7. CBU (3.17)	8th	4
8. LIU	2nd	6
9. LIU	5th	4
10. LIU	8th	3
11. Rutgers (3.24)	8th	3
12. CCSU	2nd	6
13. CCSU	8th	6
14. Xavier (4.5)	9th	4
15. Xavier (4.6)	1st	3
16. Bryant	2nd	3
17. Bryant	7th	4
18. Maine	2nd	9
19. Maine	3rd	7
20. Maine	4th	3

HOME RUN BREAKDOWN

NO. **PLAYER (# OF HR)** **OPPONENT ON BASE OUTS**

1.	Morton (1)	L'ville	0	2
2.	Tammaro (1)	L'Ville	0	1
3.	Studley (1)	L'Ville	0	1
4.	Studley (2)	Cal	0	2
5.	Garbowski (1)	Cal	0	0
6.	Malcom (1)	Cal	0	0
7.	Morton (2)	Cal	2	1
8.	Studley (3)	Cal	0	2
9.	Garbowski (2)	Cal	1	1
10.	Studley (4)	Auburn	0	2
11.	Daniels (1)	Auburn	1	2
12.	Malcom (2)	Auburn	0	0
13.	Malcom (3)	Auburn	0	1
14.	Daniels (2)	UCSB	0	0
15.	Malcom (4)	UCSB	0	0
16.	Shpur (1)	UCSB	0	2
17.	Broadhurst (1)	UCLA	2	1
18.	Daniels (3)	UC Irvine	2	0
19.	Morton (3)	CBU	0	0
20.	Malcom (5)	CBU	0	2
21.	Morton (4)	CBU	1	1
22.	Studley (5)	CBU	1	0
23.	Broadhurst (2)	CBU	0	0
24.	Tammaro (2)	LIU	3	2
25.	Broadhurst (3)	LIU	2	2
26.	Padilla (1)	Rutgers	1	1
27.	Dalena (1)	Rutgers	0	2
28.	Padilla (2)	Rutgers	0	0
29.	Minick (1)	CCSU	3	1
30.	Dalena (2)	Xavier	0	1
31.	Minick (2)	Xavier	1	2
32.	Dalena (3)	Xavier	0	2
33.	Dalena (4)	Xavier	0	2
34.	Broadhurst (4)	Bryant	0	0
35.	Broadhurst (5)	Bryant	1	1
36.	Dalena (4)	Maine	2	1
37.	Padilla (3)	Maine	1	2
38.	Broadhurst (6)	Maine	1	2
39.	Studley (6)	Maine	0	0

COMEBACK WINS (5th & Beyond)

Opponent **Deficit (s)** **Final Score**

2022: 3		
2023: 11		
Louisville (2.16)	3-1 Mid 8 (Won 4-3)	

LINEUPS

Opponent	SP	1	2	3	4	5	6	7	8	9
Louisville	Cooke	Morton	Simmons	Tammaro	Studley	Dalena	Minick	Garbowski	Kron	Daniels
USF	Coe	Morton	Simmons	Tammaro	Studley	Dalena	Minick	Daniels	Hyde	Kron
Indiana St.	S. Quigley	Morton	Simmons	Tammaro	Studley	Dalena	Minick	Garbowski	Kron	Daniels
California	Coe	Tammaro	Simmons	Studley	Dalena	Morton	Garbowski	Minick	Daniels	Kron
California	Cooke	Tammaro	Shpur	Studley	Dalena	Morton	Minick	Malcom	Hyde	Padilla
California	S. Quigley	Tammaro	Shpur	Studley	Dalena	Morton	Garbowski	Malcom	Minick	Daniels
Auburn	Coe	Tammaro	Shpur	Studley	Garbowski	Morton	Broadhurst	Dalena	Minick	Daniels
Auburn	Cooke	Tammaro	Shpur	Studley	Broadhurst	Morton	Garbowski	Malcom	Daniels	Padilla
Auburn	S. Quigley	Tammaro	Morton	Studley	Broadhurst	Malcom	Garbowski	Padilla	Minick	Shpur
UCSB	Coe	Tammaro	Morton	Stuldey	Broadhurst	Garbowski	Malcom	Simmons	Padilla	Daniels
UCSB	Van Emon	Tammaro	Daniels	Studley	Broadhurst	Morton	Malcom	Dalena	Padilla	Simmons
UCSB	S. Quigley	Tammaro	Daniels	Studley	Broadhurst	Morton	Garbowski	Malcom	Minick	Shpur
UCLA	Cinnella	Daniels	Tammaro	Studley	Broadhurst	Morton	Malcom	Garbowski	Padilla	Shpur
UC Irvine	Schild	Daniels	Tammaro	Studley	Broadhurst	Morton	Malcom	Padilla	Minick	Shpur
Cal Baptist	Van Emon	Daniels	Tammaro	Studley	Broadhurst	Morton	Garbowski	Padilla	Dalena	Shpur
Cal Baptist	Coe	Daniels	Tammaro	Broadhurst	Morton	Garbowski	Studley	Malcom	Simmons	Padilla
Cal Baptist	S. Quigley	Daniels	Tammaro	Morton	Garbowski	Broadhurst	Studley	Simmons	Padilla	Dalena
URI	Cinnella	Daniels	Tammaro	Morton	Broadhurst	Malcom	Studley	Dalena	Minick	Kron
LIU	Schild	Daniels	Tammaro	Morton	Broadhurst	Studley	Garbowski	Malcom	Dalena	Kron
Rutgers	Van Emon	Padilla	Tammaro	Morton	Broadhurst	Studley	Garbowski	Malcom	Dalena	Kron
Rutgers	Coe	Padilla	Tammaro	Morton	Broadhurst	Studley	Garbowski	Malcom	Dalena	Kron
Rutgers	S. Quigley	Padilla	Shpur	Tammaro	Morton	Dalena	Broadhurst	Garbowski	Kron	Simmons
BC	Schild	Padilla	Shpur	Tammaro	Morton	Dalena	Broadhurst	Garbowski	Studley	Kron
Northeastern	Van Emon	Padilla	Daniels	Tammaro	Morton	Dalena	Studley	Broadhurst	Hyde	Shpur
CCSU	S. Quigley	Padilla	Studley	Tammaro	Morton	Broadhurst	Garbowski	Minick	Dalena	Shpur
Xavier	Van Emon	Padilla	Studley	Tammaro	Morton	Broadhurst	Garbowski	Minick	Dalena	Shpur
Xavier	Coe	Padilla	Studley	Tammaro	Morton	Broadhurst	Garbowski	Malcom	Dalena	Shpur
Xavier	S. Quigley	Padilla	Studley	Tammaro	Morton	Broadhurst	Garbowski	Minick	Dalena	Shpur
Bryant	Schild	Studley	Padilla	Tammaro	Morton	Broadhurst	Garbowski	Malcom	Dalena	Shpur
Maine	Cinnella	Studley	Padilla	Tammaro	Morton	Broadhurst	Garbowski	Maclom	Dalena	Shpur

Pro Huskies

Player	Years at UConn	Organization	2024 Level
George Springer	2009-11	Toronto Blue Jays	MLB
Nick Ahmed	2009-11	San Francisco Giants	MLB
Matt Barnes	2009-11	Washington Nationals	MLB
Max McDowell	2013-15	Toronto Blue Jays	AAA
Anthony Kay	2014-16	Yokohama Baystars	
Tim Cate	2016-18	Washington Nationals	AAA
P.J. Poulin	2016-18	Detroit Tigers	AAA
Jake Wallace	2017-19	Kansas City Royals	AAA
Anthony Prato	2017-19	Minnesota Twins	AAA
Nick Krauth	2020	Texas Rangers	AA
Ben Casparius	2020-21	Los Angeles Dodgers	AA
Pat Winkel	2019-21	Minnesota Twins	AAA
Kyler Fedko	2019-21	Minnesota Twins	High A
Caleb Wurster	2018-21	Miami Marlins	High A
Andrew Marrero	2020-21	St. Louis Cardinals	AA
Reggie Crawford	2020-22	San Francisco Giants	AA
Austin Peterson	2021-22	Cleveland Guardians	High A
Pat Gallagher	2020-22	Toronto Blue Jays	TBD
Matt Donlan	2022	Boston Red Sox	High A

NOTES

- UConn has 22 former Huskies currently in MLB organizations.
- Matt Barnes helped the Boston Red Sox win the 2018 World Series. The second-straight World Series champion coming from UConn.
- George Springer won a World Series title with the Houston Astros and was named World Series Most Valuable Player in 2017. Springer set World Series records in extra-base hits (8), consecutive games with a home run (4), total bases (29) OPS (1.471) and tied Reggie Jackson and Chase Utley for most home runs in a single Fall Classic (5).
- Nick Ahmed won his second-straight Gold Glove at shortstop for the Diamondbacks in 2019
- Anthony Kay made his Major League Debut on September 7, 2019 at Tampa. He picked up his first MLB win on Sept. 19 at Baltimore.

UConn vs...

American	1-0
America East	2-0
Atlantic 10	0-0
Atlantic Coast	1-0
Big 12	0-0
BIG EAST	2-1
Big Ten	0-0
Big West	1-3
CAA	0-0
Missouri Valley	0-1
NEC	1-0
Pac-12	1-3
SEC	1-2
WAC	2-1
Connecticut	1-0
New England	4-1
Ranked Teams	2-5

Game-By-Game Results

Date	Opponent	Score	Inns	Overall	Conference	Pitcher of record	Attend	Time
Feb 16, 2024	vs Louisville	w 4-3	9	1-0-0	0-0-0	SCHILD (W 1-0)	404	2:42
Feb 16, 2024	at South Florida	w 2-1	9	2-0-0	0-0-0	COE (W 1-0)	1153	2:18
Feb 17, 2024	vs Indiana State	L 1-2	9	2-1-0	0-0-0	QUIGLEY, S (L 0-1)	242	2:14
Feb 23, 2024	at California	L 4-8	9	2-2-0	0-0-0	COE (L 1-1)	393	2:58
Feb 24, 2024	at California	L 12-15	9	2-3-0	0-0-0	CINNELLA (L 0-1)	625	3:23
Feb 25, 2024	at California	L 4-5	9	2-4-0	0-0-0	AFTHIM (L 0-1)	375	2:33
Mar 02, 2024	at #14 Auburn-1	L 1-8	9	2-5-0	0-0-0	COE (L 1-2)	-	2:11
Mar 02, 2024	at #14 Auburn-2	w 8-4	9	3-5-0	0-0-0	VAN EMON (W 1-0)	4239	3:25
Mar 03, 2024	at #14 Auburn	L 2-8	9	3-6-0	0-0-0	QUIGLEY, S (L 0-2)	3497	2:50
3/8/2024	at #25 UC Santa Barbara	L 3-13	9	3-7-0	0-0-0	COE (L 1-3)	609	2:57
3/9/2024	at #25 UC Santa Barbara	L 3-4	9	3-8-0	0-0-0	QUINN (L 0-1)	497	2:24
3/10/2024	at #25 UC Santa Barbara	L 1-12	9	3-9-0	0-0-0	QUIGLEY, S (L 0-3)	403	2:28
Mar 12, 2024	at UCLA	w 5-2	9	4-9-0	0-0-0	COE (W 2-3)	332	3:16
Mar 13, 2024	at #19 UC Irvine	w 5-0	9	5-9-0	0-0-0	SCHILD (W 2-0)	622	2:33
Mar 15, 2024	at California Baptist	L 1-8	9	5-10-0	0-0-0	VAN EMON (L 1-1)	44	2:34
Mar 16, 2024	at California Baptist	w 8-0	9	6-10-0	0-0-0	COE (W 3-3)	219	2:13
Mar 17, 2024	at California Baptist	w 6-2	9	7-10-0	0-0-0	SULLIVAN (W 1-0)	410	2:34
Mar 19, 2024	at Rhode Island	L 1-4	9	7-11-0	0-0-0	CINNELLA (L 0-2)	142	2:03
Mar 20, 2024	LIU	w 14-8	9	8-11-0	0-0-0	COOKE (W 1-0)	340	3:02
Mar 22, 2024	at Rutgers	L 0-3	9	8-12-0	0-0-0	VAN EMON (L 1-2)	427	1:58
Mar 23, 2024	at Rutgers	L 6-13	9	8-13-0	0-0-0	COE (L 3-4)	423	2:52
Mar 24, 2024	at Rutgers	w 5-1	9	9-13-0	0-0-0	QUIGLEY, S (W 1-3)	619	2:27
Mar 26, 2024	BOSTON COLLEGE	L 4-7	9	9-14-0	0-0-0	COOKE (L 1-1)	451	3:09
Mar 27, 2024	NORTHEASTERN	L 6-7	9	9-15-0	0-0-0	VAN EMON (L 1-3)	396	2:15
Apr 01, 2024	CCSU	w 14-6	9	10-15-0	0-0-0	CINNELLA (W 1-2)	441	3:03
* Apr 05, 2024	XAVIER	L 5-9	9	10-16-0	0-1-0	VAN EMON (L 1-4)	339	2:35
* Apr 06, 2024	XAVIER	w 8-2	9	11-16-0	1-1-0	COE (W 4-4)	669	2:24
* Apr 07, 2024	XAVIER	w 1-0	9	12-16-0	2-1-0	QUINN (W 1-1)	689	2:45
Apr 09, 2024	BRYANT	w 12-1	8	13-16-0	2-1-0	SCHILD (W 3-0)	667	2:36
Apr 10, 2024	MAINE	w 20-2	7	14-16-0	2-1-0	CINNELLA (W 2-2)	441	2:18

() extra inning game

NCAA Statistics

Statistic	National Rank	Conference Rank	Value	National Leader	Value	Conference Leader	Value
Base on Balls (295 ranked)	225	6	125	South Carolina	235	Georgetown	186
Batting Average (295 ranked)	248	7	0.253	Wofford	0.354	St. John's (NY)	0.314
Double Plays (295 ranked)	104	3	21	Georgetown Michigan Purdue	37 37 37	Georgetown	37
Double Plays Per Game (295 ranked)	102	3	0.70	Western Caro.	1.17	Georgetown	1.16
Doubles (295 ranked)	227	7	47	Tennessee	94	St. John's (NY)	75
Doubles Per Game (295 ranked)	221	6	1.57	Tennessee	2.85	St. John's (NY)	2.68
Earned Run Average (295 ranked)	71	5	4.95	Arkansas	2.56	St. John's (NY)	4.17
Fielding Percentage (295 ranked)	56	2	0.975	Duke	0.986	St. John's (NY)	0.977
Hit Batters (295 ranked)	241	7	31	Saint Peter's	90	Butler	67
Hit by Pitch (293 ranked)	188	7	36	San Francisco	86	Creighton	58
Hits (295 ranked)	243	7	249	Virginia	415	Georgetown	311
Hits Allowed Per Nine Innings (295 ranked)	46	3	8.62	Arkansas	5.98	Seton Hall	8.22
Home Runs (295 ranked)	82	4	39	Georgia Tennessee	89 89	Xavier	47
Home Runs Per Game (295 ranked)	78	4	1.30	Georgia Tennessee	2.70 2.70	Xavier	1.47
On Base Percentage (295 ranked)	247	7	0.355	Wofford	0.469	Creighton	0.434
Runs (295 ranked)	235	7	166	Tennessee	353	Creighton	262
Sacrifice Bunts (292 ranked)	115	4	13	Western Ky.	50	Creighton	20
Sacrifice Flies (295 ranked)	272	8	7	Nicholls	32	St. John's (NY)	18
Scoring (295 ranked)	238	7	5.5	Wofford	11.4	Creighton	8.7
Shutouts (88 ranked)	15	2	3	Arkansas Texas A&M	6 6	St. John's (NY)	4
Slugging Percentage (295 ranked)	172	6	0.421	Tennessee	0.671	Georgetown	0.487
Stolen Bases (295 ranked)	102	3	41	VMI	118	Creighton	54
Stolen Bases Per Game (295 ranked)	99	3	1.37	VMI	3.28	Creighton	1.80
Strikeout-to-Walk Ratio (295 ranked)	95	1	2.02	Arkansas	4.16	UConn	2.02
Strikeouts Per Nine Innings (295 ranked)	65	2	9.5	Arkansas	13.1	Creighton	10.0
Triple Plays (1 ranked)				5 teams tied	1		
Triples (285 ranked)	285	8	1	Wofford	19	St. John's (NY)	13
Triples Per Game (289 ranked)	289	8	0.03	Wofford	0.61	St. John's (NY)	0.46
WHIP (295 ranked)	74	3	1.48	Arkansas	1.01	Georgetown	1.43
WL Pct (295 ranked)	171	6	0.467	Arkansas	0.906	Creighton	0.833
Walks Allowed Per Nine Innings (295 ranked)	136	3	4.70	Arizona	2.59	St. John's (NY)	4.39

NCAA Statistics

		Rank	Rank		Leader	
Base on Balls (145 ranked)					Cameron Leary, Boston College	41 Tate Gillen , Creighton 29
Base on Balls Per Game (147 ranked)					Jacob Friend, Davidson	1.50 Tate Gillen , Creighton 1.07
Batting Average (250 ranked)					Edwin Delacruz, Ark.-Pine Bluff	0.520 Blake Mayberry, St. John's (NY) 0.422
Complete Games (15 ranked)	Garrett Coe Stephen Quigley	15 15	1 1	1 1	Andrew Devine, Austin Peay Mason Martinez, Grambling Armando Sierra, Mississippi Val.	3 Garrett Coe, UConn 1 3 Stephen Quigley, UConn 1 3
Doubles (98 ranked)					Damian Bravo, Texas Tech Blake Burke, Tennessee	19 Jimmy Keenan, St. John's (NY) 12 19 Jack O'Reilly, Villanova 12
Doubles Per Game (150 ranked)					Damian Bravo, Texas Tech Blake Burke, Tennessee	0.59 Jimmy Keenan, St. John's (NY) 0.43 0.59 Jack O'Reilly, Villanova 0.43
Earned Run Average (199 ranked)					Jamie Arnold, Florida St.	0.94 Andrew Williams, Georgetown 2.12
Games Started (28 ranked)	Stephen Quigley	28	1	8	Chase Hennessey, Utah Valley	14 6 players tied 8
Hit Batters (108 ranked)					Evan Hurlburt, Alabama A&M	17 Marcello Mastroianni, Georgetown 10
Hit By Pitch Per Game (148 ranked)	Paul Tamaro	112	4	0.33	Luke Beckstein, Northeastern	0.77 Jonathan Luders, Seton Hall 0.45
Hit by Pitch (134 ranked)	Paul Tamaro	89	4	10	Luke Beckstein, Northeastern	23 Jonathan Luders, Seton Hall 14
Hits (132 ranked)					Ben Miller, Duke	61 Carter Dorighi, Butler 53
Hits Allowed Per Nine Innings (150 ranked)					Brett Sears, Nebraska	3.90 Ryan Reich, Seton Hall 6.86
Hits Per Game (146 ranked)					Ben Miller, Duke	1.85 Carter Dorighi, Butler 1.71
Home Runs (125 ranked)					Charlie Condon, Georgia	21 Matt McCormick, Xavier 10
Home Runs Per Game (149 ranked)					Charlie Condon, Georgia	0.64 Matt McCormick, Xavier 0.31
On Base Percentage (150 ranked)					Travis Bazzana, Oregon St.	0.608 Blake Mayberry, St. John's (NY) 0.532
Pitching Appearances (83 ranked)					Ryan Mullan, LMU (CA) Austin Schroeder, LMU (CA)	20 Alex Vera, Xavier 19 20
Runs (125 ranked)					Sam Antonacci, Coastal Carolina Travis Bazzana, Oregon St.	52 Tate Gillen , Creighton 35 52
Runs Batted In (138 ranked)					James Tibbs III, Florida St.	54 Christian Ficca, Georgetown 45
Runs Batted In Per Game (150 ranked)					James Tibbs III, Florida St.	1.69 Christian Ficca, Georgetown 1.41
Runs Per Game (150 ranked)					Travis Bazzana, Oregon St.	1.68 Tate Gillen , Creighton 1.30
Sacrifice Bunts (118 ranked)					Garrison Weiss, Prairie View	14 Kyle Hess , Creighton 5
Sacrifice Bunts Per Game (140 ranked)					Garrison Weiss, Prairie View	0.40
Sacrifice Flies (137 ranked)					Matt King, UTSA	9 Blake Mayberry, St. John's (NY) 4 Ben North , Creighton 4 Joey Urban, Butler 4
Saves (363 ranked)	Brady Afthim Braden Quinn	107 363	5 15	3 1	Ethan Bates, Louisiana Tech	10 Nick Davis, Georgetown 6
Slugging Percentage (250 ranked)					Charlie Condon, Georgia	1.081 Kade Lewis, Butler 0.743
Stolen Bases (130 ranked)					Marshall Toole, Wofford	27 Michael Eze, Georgetown 20
Stolen Bases Per Game (150 ranked)	Caleb Shpur	112	4	0.40	Jackson Strong, Canisius	0.92 Michael Eze, Georgetown 0.63
Strikeout-to-Walk Ratio (150 ranked)					Kyle Roche, Richmond	18.00 Luke Hoskins, Xavier 6.67
Strikeouts (142 ranked)					Chase Burns, Wake Forest	97 Everett Catlett, Georgetown 51 Ryan Reich, Seton Hall 51
Strikeouts Per Nine Innings (150 ranked)					Hagen Smith, Arkansas	18.22 Ryan Reich, Seton Hall 11.67
Total Bases (148 ranked)					Charlie Condon, Georgia	134 Kade Lewis, Butler 84
Toughest to Strike Out (150 ranked)					Ethan Bates, Louisiana Tech	29.0 Jonathan Luders, Seton Hall 20.8
Triples (124 ranked)					Ethan Conrad, Marist	8 Anthony Brienza, St. John's (NY) 4
Triples Per Game (144 ranked)					Ethan Conrad, Marist	0.28 Anthony Brienza, St. John's (NY) 0.14
Victories (83 ranked)	Garrett Coe	83	3	4	Matthew Matthijs, North Carolina	11 Xavier Kolhossor, St. John's (NY) 7
WHIP (150 ranked)					Brett Sears, Nebraska	0.60 Everett Catlett, Georgetown 1.18
Walks Allowed Per Nine Innings (149 ranked)					Kyle Roche, Richmond	0.37 Luke Hoskins, Xavier 1.15

Team Summary

Score by innings	1	2	3	4	5	6	7	8	9	Total
Connecticut	16	33	19	12	21	11	14	28	12	166
Opponents	22	22	16	26	13	13	21	21	4	158

Record when ...

Overall	14-16	After 6 leading	12-1
Conference	2-1 trailing	0-14
Non-Conference	12-15 tied	2-1
Home games	6-3	After 7 leading	10-1
Away games	7-12 trailing	1-15
Neutral site	1-1 tied	2-0
Day games	10-11	After 8 leading	11-0
Night games	4-5 trailing	0-14
vs Left starter	2-4 tied	1-2
vs Right starter	12-12		
1-Run games	3-4	Hit 0 home runs	2-7
2-Run games	0-0	... 1 home run	6-4
5+Run games	7-6	... 2+ home runs	6-5
Extra innings	0-0		
Shutouts	3-1	Opponent 0 home runs	5-2
	 1 home run	7-5
Scoring 0-2 runs	2-7 2+ HRs	2-9
..... 3-5 runs	4-6		
..... 6-9 runs	4-2	Made 0 errors	8-5
..... 10+ runs	4-1 1 error	4-5
	 2+ errors	2-6
Opponent 0-2 runs	10-1		
..... 3-5 runs	2-4	Opp. made 0 errors	4-7
..... 6-9 runs	2-7 1 error	7-7
..... 10+ runs	0-4 2+ errors	3-2
Scored in 1st inning	6-2	Out-hit opponent	10-3
Opp. scored in 1st	2-7	Out-hit by opponent	2-13
Scores first	10-5	Hits are tied	2-0
Opp. scores first	4-11		

Record when team scores:

Runs	0	1	2	3	4	5	6	7	8	9	10+
W-L	0-1	1-5	1-1	0-2	1-3	3-1	1-2	0-0	3-0	0-0	4-1

Record when opponent scores:

Runs	0	1	2	3	4	5	6	7	8	9	10+
W-L	3-0	3-0	4-1	1-1	1-2	0-1	1-0	0-2	1-4	0-1	0-4

Record when leading after:

Inn.	1	2	3	4	5	6	7	8
W-L	6-1	9-3	9-3	9-1	11-1	12-1	10-1	11-0

Record when trailing after:

Inn.	1	2	3	4	5	6	7	8
W-L	1-6	1-7	2-11	0-14	0-14	0-14	1-15	0-14

Record when tied after:

Inn.	1	2	3	4	5	6	7	8
W-L	7-9	4-6	3-2	5-1	3-1	2-1	2-0	1-2

Current winning streak: 4
 Longest winning streak: 4
 Longest losing streak: 5

Home attendance : 4433 (9 dates avg = 492)
 Away attendance : 15675 (20 dates avg = 783)
 Total attendance: 20108 (29 dates avg = 693)

UConn GBG Batting/Pitching

2024 UConn Baseball Team Game-by-Game for Connecticut (as of Apr 10, 2024) Batting (All games)

Date	Opponent	ab	r	h	rbi	2b	3b	hr	tb	bb	ibb	sb	cs	hbp	sac	sf	gdp	k	po	a	e	lob	avg
Feb 16	vs Louisville	33	4	6	4	0	0	3	15	4	0	1	0	0	0	0	0	7	27	11	0	7	.182
Feb 16	at South Florida	30	2	4	2	1	0	0	5	2	0	0	0	2	0	0	1	10	27	8	3	5	.159
Feb 17	vs Indiana State	32	1	6	1	1	0	0	7	2	0	2	0	0	0	0	1	11	24	8	0	6	.168
Feb 23	at California	36	4	9	4	1	0	2	16	2	0	0	0	3	1	0	0	10	24	7	2	11	.191
Feb 24	at California	40	12	15	12	0	0	3	24	4	0	2	1	2	0	2	0	12	24	4	3	9	.234
Feb 25	at California	35	4	8	4	1	0	1	12	4	0	1	0	1	1	0	0	10	25	6	2	10	.233
Mar 02	at Auburn	31	1	6	1	2	0	1	11	3	0	0	0	1	0	0	2	8	24	9	0	7	.228
Mar 02	at Auburn	38	8	12	8	1	0	2	19	3	0	6	0	1	2	0	0	12	27	4	1	9	.240
Mar 03	at Auburn	32	2	7	2	1	0	1	11	7	0	0	0	0	0	0	1	3	24	6	2	10	.238
3/8/2024	at UC Santa Barbara	35	3	8	3	4	0	1	15	5	0	0	0	0	0	0	0	10	24	9	2	10	.237
3/9/2024	at UC Santa Barbara	29	3	2	2	0	0	2	8	3	0	2	0	0	0	0	0	14	25	7	1	2	.224
3/10/2024	at UC Santa Barbara	31	1	4	1	1	0	0	5	2	0	2	0	1	0	0	0	9	24	7	1	6	.216
Mar 12	at UCLA	30	5	6	5	2	0	1	11	8	0	3	1	2	0	0	0	10	27	9	1	8	.215
Mar 13	at UC Irvine	35	5	11	5	1	0	1	15	2	0	1	1	2	2	0	0	8	27	5	0	9	.223
Mar 15	at California Baptist	29	1	4	1	0	0	0	4	5	0	1	1	0	0	1	0	16	24	5	0	7	.218
Mar 16	at California Baptist	37	8	12	8	1	0	4	25	7	0	0	2	1	0	0	1	4	27	8	0	10	.225
Mar 17	at California Baptist	32	6	13	5	2	0	1	18	5	0	3	2	1	2	0	2	5	27	8	1	7	.235
Mar 19	at Rhode Island	27	1	2	1	0	0	0	2	2	0	0	0	2	1	0	2	5	24	8	1	4	.228
Mar 20	LIU	34	14	10	14	0	0	2	16	10	0	2	0	2	0	0	0	5	27	4	2	8	.232
Mar 22	at Rutgers	30	0	4	0	0	0	0	4	1	0	0	1	0	0	0	0	9	24	13	0	4	.227
Mar 23	at Rutgers	37	6	10	4	3	0	2	19	3	0	1	0	1	0	0	0	11	24	7	1	8	.229
Mar 24	at Rutgers	34	5	10	5	2	0	1	15	3	0	1	1	1	1	1	1	7	27	11	0	8	.232
Mar 26	BOSTON COLLEGE	29	4	5	4	2	0	0	7	7	0	3	1	1	0	1	0	4	27	8	2	7	.230
Mar 27	NORTHEASTERN	35	6	8	6	3	0	0	11	1	0	0	0	1	0	0	0	9	27	9	0	4	.230
Apr 01	CCSU	34	14	16	14	3	0	1	22	7	1	4	2	4	1	1	2	2	27	10	0	9	.240
*Apr 05	XAVIER	34	5	8	5	2	0	3	19	3	0	0	0	1	0	0	1	6	27	8	1	6	.240
*Apr 06	XAVIER	34	8	13	7	5	0	1	21	2	0	1	2	0	0	1	0	6	27	9	0	5	.245
*Apr 07	XAVIER	27	1	6	1	2	0	0	8	3	0	2	1	0	1	0	0	10	27	10	0	6	.245
Apr 09	BRYANT	33	12	11	11	4	0	2	21	5	1	0	1	3	0	0	0	5	24	5	1	7	.248
Apr 10	MAINE	34	20	15	18	2	1	4	31	10	0	3	0	3	0	0	0	5	21	5	0	9	.254
Totals		987	166	251	158	47	1	39	417	125	2	41	17	36	12	7	14	243	764	228	27	218	.254

UConn GBG Batting/Pitching

2024 UConn Baseball
 Team Game-by-Game for Connecticut (as of Apr 10, 2024)
 Pitching (All games)

Date	Opponent	ip	h	r	er	bb	so	2b	3b	hr	wp	bk	hbp	dp	ibb	score	w-l	sv	era
Feb 16	vs Louisville	9.0	6	3	3	3	8	1	0	0	0	1	2	1	0	4-3	1-0	0	3.00
Feb 16	at South Florida	9.0	4	1	1	3	10	0	0	1	0	0	0	0	0	2-1	2-0	1	2.00
Feb 17	vs Indiana State	8.0	7	2	2	1	8	2	0	0	1	0	1	2	0	1-2	2-1	1	2.08
Feb 23	at California	8.0	11	8	6	5	15	2	0	4	0	0	0	0	0	4-8	2-2	1	3.18
Feb 24	at California	8.0	12	15	12	10	6	1	0	4	0	0	1	1	0	12-15	2-3	1	5.14
Feb 25	at California	8.1	7	5	3	3	8	0	0	1	0	0	2	0	0	4-5	2-4	1	4.83
Mar 02	at Auburn	8.0	9	8	8	4	4	0	1	2	1	0	2	1	0	1-8	2-5	1	5.40
Mar 02	at Auburn	9.0	7	4	4	8	12	3	0	2	0	0	2	0	0	8-4	3-5	2	5.21
Mar 03	at Auburn	8.0	12	8	5	3	9	1	0	3	0	0	1	1	0	2-8	3-6	2	5.26
3/8/2024	at UC Santa Barbara	8.0	15	13	10	9	13	3	0	2	1	0	1	0	0	3-13	3-7	2	5.83
3/9/2024	at UC Santa Barbara	8.1	7	4	3	4	6	1	0	0	0	1	0	1	1	3-4	3-8	2	5.60
3/10/2024	at UC Santa Barbara	8.0	13	12	11	3	8	1	0	4	0	0	3	1	0	1-12	3-9	2	6.14
Mar 12	at UCLA	9.0	3	2	2	10	11	1	0	1	0	1	0	1	0	5-2	4-9	3	5.80
Mar 13	at UC Irvine	9.0	2	0	0	4	14	0	0	0	0	0	3	0	0	5-0	5-9	3	5.35
Mar 15	at California Baptist	8.0	9	8	8	6	12	1	0	2	0	0	2	0	0	1-8	5-10	3	5.59
Mar 16	at California Baptist	9.0	5	0	0	3	4	2	0	0	0	0	0	1	0	8-0	6-10	3	5.21
Mar 17	at California Baptist	9.0	7	2	2	4	9	0	0	1	0	0	0	0	0	6-2	7-10	3	5.01
Mar 19	at Rhode Island	8.0	4	4	4	2	12	0	0	2	0	0	1	0	0	1-4	7-11	3	4.98
Mar 20	LIU	9.0	12	8	7	4	11	4	1	2	0	0	0	1	0	14-8	8-11	3	5.10
Mar 22	at Rutgers	8.0	9	3	3	4	2	0	0	1	0	0	0	2	0	0-3	8-12	3	5.02
Mar 23	at Rutgers	8.0	14	13	13	8	6	3	0	2	1	0	2	0	0	6-13	8-13	3	5.45
Mar 24	at Rutgers	9.0	5	1	1	1	4	1	0	1	0	0	0	1	0	5-1	9-13	3	5.24
Mar 26	BOSTON COLLEGE	9.0	7	7	4	7	12	0	0	1	2	0	1	2	1	4-7	9-14	3	5.18
Mar 27	NORTHEASTERN	9.0	5	7	5	3	8	1	0	1	0	0	3	0	0	6-7	9-15	3	5.17
Apr 01	CCSU	9.0	14	6	5	3	8	1	0	1	0	0	0	0	0	14-6	10-15	3	5.16
*Apr 05	XAVIER	9.0	13	9	9	4	15	0	1	1	1	0	0	1	0	5-9	10-16	3	5.32
*Apr 06	XAVIER	9.0	5	2	2	4	2	2	0	1	1	0	2	1	0	8-2	11-16	3	5.19
*Apr 07	XAVIER	9.0	9	0	0	2	12	0	0	0	0	0	1	1	0	1-0	12-16	4	4.99
Apr 09	BRYANT	8.0	4	1	1	4	11	0	0	0	2	0	1	1	0	12-1	13-16	4	4.87
Apr 10	MAINE	7.0	5	2	2	4	8	0	0	1	0	0	0	1	0	20-2	14-16	4	4.81
Totals		254.2	242	158	136	133	268	31	3	41	10	3	31	21	2	166-158	14-16	4	4.81

Miscellaneous Stats

2024 UConn Baseball Miscellaneous Stats for Connecticut (as of Apr 11, 2024) (All games)

Multiple Hit Games	2	3	4	5+	Total
Morton, Korey	6	3	-	1	10
Studley, Jake	7	1	1	-	9
Tammaro, Paul	7	1	1	-	9
Broadhurst, Luke	3	3	-	-	6
Dalena, Maddix	4	2	-	-	6
Padilla, Bryan	5	1	-	-	6
Garbowski, Matt	4	1	-	-	5
Shpur, Caleb	4	-	-	-	4
Malcom, Matt	1	2	-	-	3
Daniels, Ryan	1	1	-	-	2
Kron, Drew	1	-	-	-	1
Simmons, T.C.	1	-	-	-	1
TEAM	44	15	2	1	62

Multiple RBI Games	2	3	4	5+	Total
Broadhurst, Luke	2	5	-	-	7
Dalena, Maddix	4	2	-	-	6
Daniels, Ryan	3	1	-	-	4
Padilla, Bryan	4	-	-	-	4
Malcom, Matt	2	1	-	-	3
Garbowski, Matt	3	-	-	-	3
Morton, Korey	1	-	2	-	3
Shpur, Caleb	1	1	-	-	2
Tammaro, Paul	1	-	1	-	2
Minick, Tyler	1	-	1	-	2
Studley, Jake	1	1	-	-	2
Hyde, Ryan	1	-	-	-	1
Kron, Drew	-	1	-	-	1
Simmons, T.C.	1	-	-	-	1
TEAM	25	12	4	0	41

Hitting Streaks	Longest	Current
Morton, Korey	10	2
Padilla, Bryan	8	2
Garbowski, Matt	6	1
Studley, Jake	5	4
Tammaro, Paul	4	4
Daniels, Ryan	4	-
Shpur, Caleb	4	4
Broadhurst, Luke	4	2
Minick, Tyler	3	-
Dalena, Maddix	3	2
Kron, Drew	2	-
Hyde, Ryan	2	2
Simmons, T.C.	2	1
Malcom, Matt	2	1

Reached Base Streaks	Longest	Current
Daniels, Ryan	15	-
Tammaro, Paul	12	4
Garbowski, Matt	11	1
Studley, Jake	10	4
Morton, Korey	10	2
Shpur, Caleb	9	9
Broadhurst, Luke	8	8
Padilla, Bryan	8	2
Dalena, Maddix	6	2
Simmons, T.C.	3	1
Minick, Tyler	3	-
Hyde, Ryan	3	3
Kron, Drew	2	-
Malcom, Matt	2	2

Team Game Highs

Batting

At bats:	40	-	at California (Feb 24, 2024)
Runs scored:	20	-	vs Maine (Apr 10, 2024)
Hits:	16	-	vs CCSU (Apr 01, 2024)
RBI's:	18	-	vs Maine (Apr 10, 2024)
Doubles:	5	-	vs Xavier (Apr 06, 2024)
Triples:	1	-	vs Maine (Apr 10, 2024)
Home runs:	4	-	at California Baptist (Mar 16, 2024)
	4	-	vs Maine (Apr 10, 2024)
Total bases:	31	-	vs Maine (Apr 10, 2024)
Walks:	10	-	vs LIU (Mar 20, 2024)
	10	-	vs Maine (Apr 10, 2024)
Strikeouts:	16	-	at California Baptist (Mar 15, 2024)
Sac hits:	2	-	at Auburn (Mar 02, 2024)
	2	-	at UC Irvine (Mar 13, 2024)
	2	-	at California Baptist (Mar 17, 2024)
Sac flies:	2	-	at California (Feb 24, 2024)
Stolen bases:	6	-	at Auburn (Mar 02, 2024)
Hit by pitch:	4	-	vs CCSU (Apr 01, 2024)
Caught stealing:	2	-	(4 times)
Runners LOB:	11	-	at California (Feb 23, 2024)
Hit into DP:	3	-	at California Baptist (Mar 17, 2024)

Fielding

Putouts:	27	-	(15 times)
Assists:	13	-	at Rutgers (Mar 22, 2024)
Errors:	3	-	at South Florida (Feb 16, 2024)
	3	-	at California (Feb 24, 2024)
Passed balls:	1	-	at Rhode Island (Mar 19, 2024)
	1	-	at Rutgers (Mar 22, 2024)
	1	-	vs CCSU (Apr 01, 2024)
DPs turned:	2	-	vs Indiana State (Feb 17, 2024 at Tampa, Fla.)
	2	-	at Rutgers (Mar 22, 2024)
	2	-	vs Boston College (Mar 26, 2024)

Pitching

Innings pitched:	9.0	-	(15 times)
Runs allowed:	15	-	at California (Feb 24, 2024)
Earned runs:	13	-	at Rutgers (Mar 23, 2024)
Walks allowed:	10	-	at California (Feb 24, 2024)
	10	-	at UCLA (Mar 12, 2024)
Strikeouts:	15	-	at California (Feb 23, 2024)
	15	-	vs Xavier (Apr 05, 2024)
Hits allowed:	15	-	at UC Santa Barbara (3/8/2024)
Doubles allowed:	4	-	vs LIU (Mar 20, 2024)
Triples allowed:	1	-	at Auburn (Mar 02, 2024)
	1	-	vs LIU (Mar 20, 2024)
	1	-	vs Xavier (Apr 05, 2024)
Homers allowed:	4	-	at California (Feb 23, 2024)

Player Game Highs

Batting

At bats:	6	-	Tamaro, Paul at California (Feb 24, 2024)
	6	-	Padilla, Bryan vs CCSU (Apr 01, 2024)
Runs scored:	3	-	(9 times)
Hits:	5	-	Morton, Korey at California (Feb 24, 2024)
RBI's:	4	-	(4 times)
Doubles:	2	-	Dalena, Maddix vs Boston College (Mar 26, 2024)
	2	-	Studley, Jake vs CCSU (Apr 01, 2024)
	2	-	Dalena, Maddix vs Bryant (Apr 09, 2024)
Triples:	1	-	Simmons, T.C. vs Maine (Apr 10, 2024)
Home runs:	2	-	Morton, Korey at California Baptist (Mar 16, 2024)
	2	-	Dalena, Maddix vs Xavier (Apr 05, 2024)
	2	-	Broadhurst, Luke vs Bryant (Apr 09, 2024)
Total bases:	10	-	Broadhurst, Luke vs Bryant (Apr 09, 2024)
Walks:	3	-	Padilla, Bryan at Auburn (Mar 03, 2024)
	3	-	Malcom, Matt at UCLA (Mar 12, 2024)
	3	-	Tamaro, Paul at UCLA (Mar 12, 2024)
Strikeouts:	4	-	Morton, Korey at South Florida (Feb 16, 2024)
Sac hits:	1	-	(12 times)
Sac flies:	1	-	(7 times)
Stolen bases:	3	-	Tamaro, Paul at Auburn (Mar 02, 2024)
Hit by pitch:	2	-	Tamaro, Paul at Rhode Island (Mar 19, 2024)
	2	-	Tamaro, Paul vs Bryant (Apr 09, 2024)
	2	-	Shpur, Caleb vs Maine (Apr 10, 2024)
Caught stealing:	2	-	Tamaro, Paul at California Baptist (Mar 17, 2024)
Runners LOB:	5	-	Broadhurst, Luke at Rutgers (Mar 23, 2024)

Fielding

Putouts:	14	-	Malcom, Matt at UC Irvine (Mar 13, 2024)
	14	-	Garbowski, Matt vs Xavier (Apr 05, 2024)
Assists:	5	-	Padilla, Bryan at UCLA (Mar 12, 2024)
	5	-	Minick, Tyler at Rhode Island (Mar 19, 2024)
	5	-	Padilla, Bryan vs Xavier (Apr 06, 2024)
Errors:	2	-	Tamaro, Paul at South Florida (Feb 16, 2024)
	2	-	Cooke, Ian at California (Feb 24, 2024)
Passed balls:	1	-	Malcom, Matt at Rhode Island (Mar 19, 2024)
	1	-	Garbowski, Matt at Rutgers (Mar 22, 2024)
	1	-	Garbowski, Matt vs CCSU (Apr 01, 2024)

Pitching

Innings pitched:	9.0	-	Coe, Garrett at California Baptist (Mar 16, 2024)
	9.0	-	Quigley, Stephen at Rutgers (Mar 24, 2024)
Runs allowed:	9	-	Van Emon, Gabe vs Xavier (Apr 05, 2024)
Earned runs:	9	-	Van Emon, Gabe vs Xavier (Apr 05, 2024)
Walks allowed:	5	-	Schild, Ben vs Boston College (Mar 26, 2024)
Strikeouts:	11	-	Coe, Garrett at California (Feb 23, 2024)
Hits allowed:	8	-	(4 times)
Doubles allowed:	3	-	Coe, Garrett at UC Santa Barbara (3/8/2024)
	3	-	Schild, Ben vs LIU (Mar 20, 2024)

Head Coach Jim Penders



UConn '94, G'98
714-466-5 overall
21st season

Jim Penders enters his 21st season at the helm for the Huskies in 2024. A five-time conference Coach of the Year, Penders has overseen one of the most successful stretches in the 127-year history of UConn baseball. Penders has worked with the University of Connecticut baseball program in 32 of the last 34 years, being associated with the Huskies as a student-athlete, an assistant coach and now head coach. The Huskies have the longest tenured coaching staff in Division I baseball.

Overall in his tenure, Penders holds a 710-464-5 record. On May 16, 2019, Penders surpassed his mentor, Andy Baylock, for most wins in UConn history by securing his 557th victory in a 8-5 win at Tulane. He has led the Huskies to nine NCAA Tournament appearances, and two Super Regional appearances in 2011 & 2022. UConn has also won a regular season or conference title eight times with Penders in the dugout and hosted the 2010 Norwich Regional. Under his watch, 17 Huskies have earned All-America honors, most recently Austin Peterson and Erik Stock in 2022.

In 20 seasons as head coach for the Huskies, Penders has had a total of 72 players either drafted or signed by professional baseball clubs. During the 2015 MLB season a program-record five former Huskies played in the big leagues: Nick Ahmed ('11) of the Diamondbacks, Matt Barnes ('11) of the Red Sox, Scott Oberg ('12) of the Rockies, Mike Olt ('11) of the Cubs and George Springer ('11) of the Astros. The feat occurred again in 2018 with Ahmed, Barnes, Oberg and Springer joined by former teammate John Andreoli ('11) who was called up by the Seattle Mariners on May 23, 2018. Anthony Kay made his MLB Debut on Sept. 7, 2019 for the Toronto Blue Jays.

Penders has led his squad to 30 or more wins in 16 of his 19 years at Connecticut (2020 season shortened due to Covid-19). In 2023, the Huskies captured 44 wins to notch back-to-back 40 wins seasons for the first time since 2010 and 2011. The 94 combined wins between 2022 and 2023 are the most in back-to-back years in program history. The Huskies won their third-straight BIG EAST regular season title and earned their sixth-ever at-large bid to reach their fifth-straight NCAA Tournament.

Penders won his 700th game in the NCAA Gainesville Regional with a victory against Florida A&M on June 3, 2023. Penders earned NEIBA Coach of the Year for the fifth time in his career, leading the Huskies to the highest ranking while he has been at the helm at No. 9 in the country (D1Baseball.com). The Huskies were in the major polls for 10 weeks during the season and took home NEIBA Team of the Year, the ninth time the Huskies have earned that honor under Penders. Dominic Freeberger earned BIG EAST Player of the Year honors while seven Huskies earned All-BIG EAST accolades.

In 2022, the Huskies set a program record and New England record with 50 wins on the season. UConn won the NCAA College Park Regional and advanced to its second Super Regional. The Huskies beat No. 2 Stanford in Game 1 of the Super Regionals to grab their first-ever win in Supers. For the second-straight season, the Huskies swept the BIG EAST regular season and tournament titles. It was the fourth-straight NCAA Tournament for the Huskies and eighth under Penders. Penders earned ABCA/Rawlings Northeast Coach of the Year for the fourth time in his career and also captured NEIBA Coach of the Year honors.

Season	Record	Pct.	League	Record	Finish	Result
2004	26-29-1	.473	Big East	9-17	9th (I)	
2005	24-22-0	.522	Big East	11-12	6th	
2006	39-18-1	.681	Big East	18-6-1	2nd	
2007	34-27	.557	Big East	10-14	8th	
2008	27-28	.491	Big East	11-16	9th (I)	
2009	36-24	.600	Big East	14-13	6th	
2010	48-16	.750	Big East	20-6	2nd	NCAA - At-Large (Norwich Regional)
2011	45-20-1	.689	Big East	22-5	1st	NCAA - At Large (Clemson Regional/ Columbia Super Regional)
2012	31-27-1	.534	Big East	16-11	5th (I)	
2013	35-28	.556	Big East	9-15	8th	NCAA - Big East Tournament Champion (Blacksburg Regional)
2014	27-31	.466	American	9-14	6th (I)	
2015	35-25	.583	American	11-13	6th	
2016	37-23	.617	American	14-9	3rd	NCAA - American Tournament Champions (Gainesville Regional)
2017	33-25	.569	American	14-10	3rd (I)	
2018	37-22-1	.625	American	14-10	3rd (I)	NCAA - At-Large (Conway Regional)
2019	39-25	.609	American	12-12	4th (I)	NCAA - At-Large (Oklahoma City Regional)
2020	8-5	.615	American	0-0		Season Canceled due to Covid-19
2021	34-19	.641	Big East	13-4	1st	NCAA - BIG EAST Tournament Champions(South Bend Regional)
2022	50-16	.822	BIG EAST	16-5	1st	NCAA - BIG EAST Tournament Champions (College Park Regional/ Stanford Super Regional)
2023	44-17	.786	BIG EAST	15-5	1st	NCAA- At-Large (Gainesville Regional)
2024	14-16	.466	BIG EAST	2-1		

Totals 714-466-5 (.609) 259-197-1 (.565)

American Coach of the Year	2016
American Tournament Champions	2016
BIG EAST Coach of the Year	2006, 2010, 2011, 2021
BIG EAST Regular Season Champions	2011, 2021, 2022, 2023
BIG EAST Tournament Championship	2013, 2021, 2022
ABCA/Diamond Northeast Region Coach of the Year	2010, 2011, 2019, 2022
NEIBA Coach of the Year	2006, 2010, 2015, 2022, 2023
ECAC Coach of the Year	2010
NCAA Tournament Appearances	2010, 2011, 2013, 2016, 2018, 2019, 2021, 2022, 2023
NEIBA Team of the Year	2006, 2010, 2011, 2017, 2018, 2019, 2022, 2023
Years Huskies Were Ranked	2010, 2011, 2017, 2018, 2019, 2022, 2023

Against Ranked Opponents

vs. Top 25: 56-78-1
vs. Top-5 - 5-9
vs. No. 1 - 2-3

Head Coach Jim Penders

In 2021, Penders led the Huskies to a BIG EAST regular season and conference tournament championship for the first time in program history, advancing to play in the 2021 NCAA South Bend Regional. Penders and his staff took home 2021 BIG EAST coaching staff of the year honors while Kyle Fedko captured BIG EAST Player of the Year.

In 2019, Penders led the Huskies to its fifth at-large bid to the NCAA Tournament and earned the No. 2 seed in the Oklahoma City Regional. The Huskies won three games in the tournament, most since 2011, to reach its second-straight Regional Final. The Huskies finished with 39 wins, eclipsing the 35-win mark for the sixth time in the last 10 seasons. He was named ABCA/Diamond Northeast Coach of the Year.

In 2018, Penders led UConn to its fourth at-large bid to the NCAA Tournament in program history. The Huskies earned the No. 2 seed in the NCAA Conway Regional and reached the Regional Final by defeating LIU Brooklyn and host, Coastal Carolina.

Reggie Crawford earned an invite to play for the USA Collegiate National Team in 2021, becoming the fourth Husky in the past six seasons to receive the honor. Penders has had seven players don the stars and stripes (Matt Barnes, Tim Cate, Mason Feole, Anthony Kay, L.J. Mazzilli and George Springer).

Penders led the Huskies to their first-ever American Athletic Conference crown in 2016, finishing with a 38-25 overall record en route to their fourth NCAA Tournament appearance in the last seven seasons. Four Huskies were drafted in the 2016 MLB Draft, including Kay, who went 31st overall to the New York Mets.

Penders earned NEIBA New England Coach of the Year honors in 2015 as his squad went 35-25 and reached the semifinal round of the 2015 American Baseball Championship. Seven Huskies earned All-Conference accolades following the season, including American Athletic Conference Pitcher of the Year Carson Cross. Along with Siena, the NEIBA New England Player of the Year, Cross was named an ABCA/Rawlings Third-Team All-American following the season and also received All-America laurels from Louisville Slugger. Willy Yahn became UConn's first Freshman All-American since 2009 following the season with a Louisville Slugger nod.

In 2013, the Huskies claimed their final BIG EAST Championship, defeating Notre Dame, 8-1, in Clearwater, Fla. UConn advanced to play in the NCAA tournament for the third time in the past four years. The BIG EAST title was the third in UConn history joining the 1990 and '94 teams. UConn defeated No. 1 seed Virginia Tech in its first game of the 2013 NCAA Regional hosted in Blacksburg, Va., before falling to Oklahoma and the Hokies in consecutive games. The Huskies finished the season with a 35-28 record.

In 2011, Penders guided the Huskies to the program's first regular-season BIG EAST championship title and first appearance in the NCAA Super Regionals. UConn finished the season with a 22-5 mark in conference play, and ended the year with a 45-20-1 overall record. Following their program-best 22 wins in conference play in 2011, the Huskies earned a bid to the NCAA Tournament for the 17th time, including their second straight appearance. As the No. 2 seed in the Clemson Regional, UConn went 4-1 while eliminating all three opponents from NCAA Tournament play, including No. 1 seed Clemson.

During 2011, Penders coached 11 student-athletes to BIG EAST post season honors, including Pitcher of the Year Matt Barnes and Player of the Year George Springer. Three Huskies also earned All-America status under Penders that season, as Barnes and Springer were named first team All-Americans and Kevin Vance was named a second team All-American.

In the 2011 Major League Baseball Amateur Draft, a program-best 10 Huskies were selected. George Springer (11th overall), and Matt Barnes (19th overall) were first-round selections of the Houston Astros and Boston Red Sox respectively. Joining the two first-rounders were Nick Ahmed (2nd round pick of the Braves), John Andreoli (17th round pick of the Cubs), Greg Nappo (18th round pick of the Marlins), Kevin Vance (19th round pick of the White Sox), Mike Nemeth (21st round pick of the Brewers), Dave Fischer (30th round pick of the Giants), Doug Elliot (35th round pick of the Brewers), and Elliot Glynn (39th round pick of the Brewers).

The 2010 season was one of the most successful seasons in program history, as Penders guided the Huskies to a program-best 48 wins. After being nationally ranked for the first time since 1979, UConn earned an NCAA Tournament berth for the first time since 1994 and hosted the Norwich Regional at Dodd Stadium in Norwich, Conn. Along with the team success, including a UConn-best 22-game win streak, Penders earned multiple coaching accolades as he was named BIG EAST, ECAC, and NEIBA Coach of the Year. He was also named the ABCA/Diamond Northeast Coach of the Year.

In 2009, Penders led the Huskies to a 36-24 overall record and an appearance in the BIG EAST Championship final against Louisville. Under Penders' guidance, George Springer became UConn's first-ever BIG EAST Rookie of the Year following the 2009 season.

During 2007, Penders and the Huskies earned a spot in the BIG EAST Championship game after battling their way through the BIG EAST Tournament by upsetting three higher-seeded teams. UConn's appearance in the title game as the eighth-seed marked the lowest

seed in BIG EAST Tournament history to reach the final game.

After the 2006 season, a year in which the Huskies went 39-18-1, Penders led his program to a second place finish in the BIG EAST and earned BIG EAST Coach of the Year, and NEIBA Coach of the Year honors, while his team was named the NEIBA Team of the Year.

In July of 2003, Penders became just the fifth head coach in the program's history since 1924 joining Sumner Dole (1924-35), J.O. Christian (1936-61), Larry Panciera (1962-79) and Andy Baylock (1998-2003).

Penders was an assistant coach for the Huskies for seven years from 1997-2003 as UConn posted winning seasons in each of those campaigns. As an assistant coach, Penders coordinated the Huskies recruiting of student-athletes, served as a hitting coach and worked with the catchers and outfielders.

A standout on the baseball field for Connecticut during his undergraduate career, Penders was a four-year letter winner as a Husky. He was co-captain of the 1994 UConn squad that won the BIG EAST Conference tournament, and the Huskies advanced to the NCAA Championship in both his junior and senior years. He hit .354 with seven home runs and 46 runs batted in as a senior in 1994. He earned First Team All-Northeast, All-New England and All-BIG EAST honors in his senior year as a catcher.

During his UConn career, the Huskies played in the Championship game of the BIG EAST Tournament three times. Penders helped the Huskies to 99 wins over his four seasons, including a 30-18 record in 1994. He also excelled in the classroom as a three-time BIG EAST Academic All-Star. Penders was a four-year member of the UConn Captains' Council and served as that group's president during his senior year.

Penders graduated from UConn in 1994 with a degree in political science and added a master's degree from UConn in 1998 from the School of Education.

Penders worked in Washington, D.C., from 1994-96 as a political fundraiser for U.S. Senator Tom Harkin of Iowa. Penders returned to UConn for the 1997 season as a graduate assistant baseball coach and became a fulltime assistant coach for the 1999 season. He also founded and directs the Connecticut Baseball School. The popular camp holds sessions during the summer and winter vacation periods, along with a one-day fall session in October every year.

The connection between the Penders family and UConn athletics runs deep. Penders' father, Jim, and uncle, Tom, both graduated from UConn and played on the Huskies' 1965 College World Series team. Jim is a 1966 UConn graduate and recently retired as the baseball coach at East Catholic High School. He won 600 games in 43 seasons and coached his three sons. He was an infielder for the Huskies and had a career batting average of .279, including a .323 mark his senior year. He was a captain of the '65 squad and the only player to hit over .300 for the Huskies that season. Jim has won four Connecticut high school state championships at East Catholic and was named the national high school coach of the year in 1996. In the summer of 2008 he was inducted into the National High School Coaches Association Hall of Fame, and in June of 2009, the baseball field at East Catholic was named in his honor.

Tom, a 1967 UConn graduate, was the head men's basketball coach at Tufts (1971-74), Columbia (1974-78), Fordham (1978-86), Rhode Island (1986-88), Texas (1988-89), George Washington (1998-2000) and Houston (2004-10). Tom was a two-sport star at UConn in baseball and basketball as he played in two NCAA tournaments (1965 and 1967) and the 1965 College World Series. Penders' extended family also includes a prominent former Husky.

His former classmate, teammate, battery-mate and 1994 Lawrence R. Panciera Most Valuable Player, Aaron Quinn, is now his brother-in-law. Quinn pitched for the Huskies from 1991-94 and married Penders' sister-in-law, Courtney in 1999. Penders' younger brother Rob is the head coach of Division II St. Edward's University of Austin, Texas. His grandfather Jim was the longtime baseball coach at Stratford (Conn.) High School from 1931-68 and won four state championships, a record matched by Penders' father at East Catholic. He was also the head of the physical education department and the town's recreation director. The Stratford High School baseball and football complex is named in his honor. Penders is also actively involved with several baseball clinics around the globe as he has presented as a featured clinician in Regensburg, Germany to German baseball coaches for International Sports Group/Major League Baseball International.

A native of Vernon, Conn., Penders was an all-state performer in baseball at East Catholic High School and served as his senior class president. In 2011, he was inducted into the ECHS Hall of Fame.

A daily runner, Penders completed his first marathon in Philadelphia in November 2011. Penders resides in Old Wethersfield, Conn. with his three children - a daughter, Tess Avery, and sons, James Henry "Hank", and Charles Edward "Charlie".

Elliot Ballpark



Facts & Figures

Name: Elliot Ballpark

Year: 2021

Capacity: 1,351

Playing Surface: AstroTurf OPS

Field Dimensions:

LF: 330 ft, **LCF:** 380 ft

CF: 400 ft, **RCF:** 372 ft

RF: 330 ft

First Game: vs. CCSU, March 23, 2021 (2-0 UConn)



Records and Accomplishments

First Win: 2-0, vs. Central Connecticut State, March 23, 2021

First Pitch (Pitcher/Batter): Pat Gallagher facing TJ Wainwright

First Strikeout: Pat Gallagher against TJ Wainwright

First Hit: Buddy DeWaine, CCSU (Single, T1)

First UConn Hit: Erik Stock (Single, B4)

First Game With Lights: vs. URI, March 27, 2021 (Game 2 DH)

First Official Night Game: Georgetown, April 9, 2021

First Shutout: 2-0 vs. Central Connecticut State, March 23, 2021

Last Shutout: 6-0 vs. Georgetown, (4/10/2021)

First Four-Game Series Sweep: vs. Seton Hall (May 20-22, 2021)

First Three-Game Sweep vs. UMass (April 2-3, 2021)

First Walk-Off: Pat Winkel Solo Homer, 13th inning, vs. URI (3/27/21)

First Home Run: Xavier Vargas, URI (T5), March 26, 2021

First UConn Home Run: Kyler Fedko, URI (B5), March 26, 2021

First Complete Game: Ben Casparius, Georgetown (7 Inn) (4/9/21)

First 9-Inning Complete Game: Pat Gallagher, St. John's (4/9/22)

Longest Home Win Streak: 17 game win streak (3/30/21 - 3/29/22)

Most Runs Scored (Game): 28, vs. UMass (4/19/2022)

Most Runs Scored in a Series (3-Game): 35, St. John's (4/8-4-10, 2022)

Most Runs Scored in a Series (4-Game): 48, Seton Hall (5/20-22/2021)

First Cycle: N/A

First No-Hitter: N/A

First Perfect Game: N/A

Longest Game (Inns): 13 innings, URI, March 27, 2021 (3-2 UConn)

Longest Game (Time): 3:40, vs. URI, March 27, 2021 (Game 2 of DH)

Most Home Runs in a Game (Player): 2 (six times), C. Winkel, Pat Winkel (x2), K. Fedko, Xavier Vargas (x2)

Most Home Runs in a Game (Team): 5, twice, last Rutgers 3/26/23

Most Strikeouts (Player): Ben Casparius(15), Georgetown, 4/9/2021

Most Strikeouts (Team): 15, vs. Georgetown, April 9, 2021

First Inside-the-Park-Homer: Zach Bushling, UMass, (4/3/21)

First Back-To-Back Homers: Z. Bushling-K. Fedko, UMass, (4/3/21)

First Back-To-Back-To-Back HR's: Bushling, K. Fedko, Crawford, UMass, (4/3/21)

Best Home Record Season: 16-1 (2021)

Most RBIs in a Game: Pat Winkel, 7, vs. Seton Hall (5/21/2021)

Five-Hit Game: T.C. Simmons, vs. CCSU (4/5/2022)

First Stolen Base: Zach Bushling (B3), stole 3B, CCSU (3/23/21)

First Run Scored: Kyler Fedko (B1), vs. CCSU, March 23, 2021

First Grand Slam: Pat Winkel, vs. Seton Hall, 5/21/2021

Attendance Records

1. 1508 vs. Seton Hall (5/7/23)
2. 1,445 vs. Seton Hall (5/22/21)
3. 1,308 vs. Xavier (5/15/22)
4. 1,175 vs Rutgers (3/26/23)
5. 1,131 vs. Seton Hall (5/21/21)
6. 1,094 vs. Seton Hall (5/20/21)

All-Time Elliot Ballpark Record

2021: 16-1

2022: 18-4

2023: 16-4

2024: 6-3

Overall Record: 56-12

Season Statistics

Record: 14-16 Home: 6-3 Away: 7-12 Neutral: 1-1 Conference: 2-1

Player	avg	gp-gs	ab	r	h	2b	3b	hr	rbi	tb	slg%	bb	hp	so	gdp	ob%	sf	sh	sb-att	po	a	e	fld%
Tammaro, Paul	.306	30-30	108	21	33	6	0	2	11	45	.417	18	10	27	3	.449	0	0	10-17	37	60	4	.960
Morton, Korey	.298	30-30	121	20	36	7	0	4	20	55	.455	7	3	37	2	.346	2	1	8-12	62	0	1	.984
Studley, Jake	.284	29-29	109	20	31	5	0	6	11	54	.495	12	5	26	0	.381	0	1	2-4	58	2	2	.968
Broadhurst, Luke	.282	24-24	85	16	24	4	0	6	23	46	.541	14	2	23	0	.392	1	1	1-2	54	16	0	1.000
Garbowski, Matt	.279	25-24	86	8	24	3	0	2	10	33	.384	13	0	15	0	.374	0	3	0-0	187	15	3	.985
Padilla, Bryan	.259	23-21	85	9	22	5	0	3	16	36	.424	10	1	15	2	.340	1	1	1-2	34	37	3	.959
Shpur, Caleb	.254	25-18	63	20	16	3	0	1	8	22	.349	12	4	8	1	.400	1	1	10-10	39	1	0	1.000
Dalena, Maddix	.244	24-23	78	13	19	5	0	5	19	39	.500	9	3	25	1	.341	1	0	1-1	130	11	2	.986
Malcom, Matt	.233	22-17	60	16	14	3	0	5	12	32	.533	10	1	19	1	.352	0	0	0-0	52	1	1	.981
Daniels, Ryan	.197	20-18	61	10	12	2	0	3	13	23	.377	11	1	14	0	.329	0	2	5-6	23	28	0	1.000
Hyde, Ryan	.182	6-3	11	2	2	1	0	0	2	3	.273	2	0	2	0	.308	0	0	0-0	27	2	0	1.000
Simmons, T.C.	.156	13-9	32	2	5	2	1	0	2	9	.281	4	2	9	0	.289	0	1	0-0	15	0	0	1.000
Kron, Drew	.152	18-10	33	5	5	1	0	0	3	6	.182	3	1	6	1	.243	0	0	1-2	26	0	1	.963
Minick, Tyler	.145	19-14	55	4	8	0	0	2	8	14	.255	0	3	17	3	.186	1	1	2-2	10	24	2	.944
Totals	.254	30	987	166	251	47	1	39	158	417	.422	125	36	243	14	.357	7	12	41-58	764	228	27	.974
Opponents	.252	30	962	158	242	31	3	41	152	402	.418	133	31	268	20	.358	9	16	36-45	784	288	24	.978

LOB - Team (218), Opp (229). DPs turned - Team (21), Opp (19). IBB - Team (2), MALCOM 1, GARBOWSKI 1, Opp (2). Picked off - SHPUR 3, SIMMONS 2, TAMMARO 2, MINICK 1, PADILLA 1.

(All games Sorted by Earned run avg)

Player	era	w-l	app	gs	cg	sho	sv	ip	h	r	er	bb	so	2b	3b	hr	b/avg	wp	hp	bk	sfa	sha
Afthim, Brady	0.00	0-1	10	0	0	0/2	3	9.0	4	1	0	5	14	0	0	0	.133	0	5	0	0	1
Alejandro, Hector	0.00	0-0	2	0	0	0/0	0	2.0	1	0	0	0	4	0	0	0	.125	0	0	0	0	0
Turner, Tommy	0.00	0-0	2	0	0	0/0	0	0.2	1	0	0	1	1	0	0	0	.333	0	0	0	0	0
Finnegan, Kieran	0.00	0-0	1	0	0	0/0	0	0.1	0	0	0	0	0	0	0	0	.000	0	0	0	0	0
Quinn, Braden	1.29	1-1	14	0	0	0/1	1	21.0	13	7	3	11	35	1	0	0	.173	2	1	1	0	0
Carrea, Joe	2.70	0-0	9	0	0	0/0	0	6.2	7	3	2	5	9	1	0	2	.280	0	0	0	0	1
Quigley, Stephen	3.60	1-3	9	8	1	0/2	0	45.0	49	20	18	16	38	4	0	5	.280	1	4	0	0	4
Cinnella, Joe	4.22	2-2	12	3	0	0/0	0	21.1	19	12	10	9	19	1	0	5	.247	0	2	0	2	3
Schild, Ben	4.71	3-0	8	4	0	0/1	0	21.0	17	13	11	15	19	4	0	1	.227	2	2	0	1	0
Coe, Garrett	5.04	4-4	9	7	1	1/0	0	44.2	41	27	25	19	36	10	1	9	.243	3	4	0	1	2
Van Emon, Gabe	5.88	1-4	9	5	0	0/0	0	33.2	32	25	22	14	33	3	1	4	.256	1	7	1	3	2
Cooke, Ian	6.14	1-1	9	3	0	0/0	0	22.0	20	17	15	13	29	4	1	7	.235	0	0	1	0	0
Sullivan, Jack	6.35	1-0	6	0	0	0/0	0	5.2	7	6	4	3	10	0	0	3	.280	0	1	0	0	0
West, Charlie	7.36	0-0	6	0	0	0/0	0	3.2	4	3	3	5	6	0	0	0	.267	0	0	0	0	0
Ellisen, Tommy	8.03	0-0	11	0	0	0/1	0	12.1	12	11	11	10	10	2	0	3	.273	0	2	0	1	3
Finn, Sean	13.50	0-0	6	0	0	0/0	0	2.0	3	3	3	3	1	0	0	1	.333	0	0	0	0	0
Mayer, Cam	21.60	0-0	6	0	0	0/0	0	1.2	6	4	4	1	3	1	0	1	.600	0	3	0	0	0
Quigley, Michael	22.50	0-0	2	0	0	0/0	0	2.0	6	6	5	3	1	0	0	0	.545	1	0	0	1	0
Totals	4.81	14-16	30	30	2	3/2	4	254.2	242	158	136	133	268	31	3	41	.252	10	31	3	9	16
Opponents	5.14	16-14	30	30	1	1/0	8	261.0	251	166	149	125	243	47	1	39	.254	28	36	5	7	12

PB - Team (3), GARBOWSKI 2, MALCOM 1, Opp (7). Pickoffs - Team (2), HYDE 1, VAN EMON 1, Opp (7). SBA/ATT - GARBOWSKI (26-32), SCHILD (6-7), COE (5-6), HYDE (5-6), CINNELLA (4-5), ELLISEN (4-5), COOKE (4-5), QUINN (3-4), AFTHIM (2-3), MALCOM (3-3), QUIGLEY, S (3-3), VAN EMON (1-2), SULLIVAN (2-2), MAYER (0-1), CARREA (1-1), TURNER (1-1).

Conference Statistics

Record: 2-1 Home: 2-1 Away: 0-0 Conference: 2-1

Player	avg	gp-gs	ab	r	h	2b	3b	hr	rbi	tb	slg%	bb	hp	so	gdp	ob%	sf	sh	sb-att	po	a	e	fld%
Garbowski, Matt	.375	3-3	8	0	3	3	0	0	2	6	.750	2	0	0	0	.500	0	0	0-0	26	3	0	1.000
Dalena, Maddix	.364	3-3	11	3	4	0	0	3	3	13	1.182	0	0	3	0	.364	0	0	0-0	21	1	0	1.000
Broadhurst, Luke	.333	3-3	9	1	3	1	0	0	2	4	.444	2	0	3	0	.455	0	0	0-1	3	1	0	1.000
Shpur, Caleb	.333	3-3	9	2	3	1	0	0	0	4	.444	2	0	1	0	.455	0	0	2-2	4	1	0	1.000
Malcom, Matt	.333	3-1	6	2	2	2	0	0	1	4	.667	0	0	1	0	.333	0	0	0-0	3	0	0	1.000
Minick, Tyler	.333	2-2	6	1	2	0	0	1	2	5	.833	0	0	2	1	.333	0	0	0-0	0	2	0	1.000
Tammaro, Paul	.273	3-3	11	1	3	0	0	0	1	3	.273	1	0	2	0	.333	0	0	0-0	4	9	0	1.000
Padilla, Bryan	.250	3-3	12	1	3	1	0	0	1	4	.333	0	1	1	0	.308	0	1	0-1	8	10	1	.947
Studley, Jake	.231	3-3	13	1	3	1	0	0	0	4	.308	0	0	5	0	.231	0	0	0-0	5	0	0	1.000
Morton, Korey	.100	3-3	10	2	1	0	0	0	1	1	.100	1	0	4	0	.167	1	0	1-2	7	0	0	1.000
Totals	.284	3	95	14	27	9	0	4	13	48	.505	8	1	22	1	.343	1	1	3-6	81	27	1	.991
Opponents	.265	3	102	11	27	2	1	2	11	37	.363	10	3	29	3	.345	1	0	2-4	75	32	0	1.000

LOB - Team (17), Opp (24). DPs turned - Team (3), Opp (1). Picked off - MINICK 1.

(Conference games only Sorted by Earned run avg)

Player	era	w-l	app	gs	cg	sho	sv	ip	h	r	er	bb	so	2b	3b	hr	b/avg	wp	hp	bk	sfa	sha
Quigley, Stephen	0.00	0-0	1	1	0	0/1	0	7.0	7	0	0	2	7	0	0	0	.269	0	0	0	0	0
Cooke, Ian	0.00	0-0	1	0	0	0/0	0	5.1	4	0	0	2	9	0	0	0	.211	0	0	0	0	0
Quinn, Braden	0.00	1-0	2	0	0	0/1	0	2.2	2	0	0	2	5	0	0	0	.200	0	0	0	0	0
Alejandro, Hector	0.00	0-0	1	0	0	0/0	0	1.0	1	0	0	0	3	0	0	0	.200	0	0	0	0	0
Afthim, Brady	0.00	0-0	1	0	0	0/1	1	1.0	0	0	0	0	2	0	0	0	.000	0	1	0	0	0
Ellisen, Tommy	0.00	0-0	1	0	0	0/1	0	0.0	1	0	0	0	0	0	0	0	1.000	0	0	0	0	0
Coe, Garrett	2.45	1-0	1	1	0	0/0	0	7.1	4	2	2	2	0	2	0	1	.160	1	2	0	0	0
Van Emon, Gabe	30.38	0-1	1	1	0	0/0	0	2.2	8	9	9	2	3	0	1	1	.571	1	0	0	1	0
Totals	3.67	2-1	3	3	0	1/1	1	27.0	27	11	11	10	29	2	1	2	.265	2	3	0	1	0
Opponents	5.04	1-2	3	3	0	0/0	1	25.0	27	14	14	8	22	9	0	4	.284	3	1	0	1	1

Pickoffs - Team (0), Opp (1). SBA/ATT - GARBOWSKI (2-4), VAN EMON (0-1), AFTHIM (0-1), QUIGLEY, S (1-1), COOKE (1-1).

All-Time vs. Opponents

Team	Record	1st Meeting
Air Force	1-1	1999
Alcorn St.	1-0	2016
American	1-0	1963
American Int'l	12-7	1937
Amherst	1-4	1926
Appalachian State	0-2	1985
Arizona State	0-3	2004
Arkansas-Little Rock	1-0	2005
Armstrong Atlantic	0-1	2002
Army	2-7-1	1924
Auburn	1-3	2014
Austin Peay	1-0	2016
Bates	1-2	1922
Belmont	1-0	2005
Birmingham Southern	1-1	2003
Boston College	70-56	1909
Boston University	18-6	1923
Bowdoin	0-1	1928
Bowling Green	1-1	2005
Bradley	1-1	1987
Brandeis	1-0	1954
Bridgeport	2-0	1929
Bridgewater State	0-1	1953
Brooklyn College	1-1	1944
Brown	37-24-1	1920
Bryant	12-4-1	2009
Bucknell	2-1	2009
Butler	8-1	2004
BYU	1-2	2017
California	1-5	1998
Cal Baptist	2-1	2023
Cal. State-Fullerton	0-1	1979
Cal. State Northridge	3-3	2010
Cal Poly	1-1	2020
Catawba	0-1	1941
Centenary	2-1	2005
Central Connecticut	37-9	1987
Central Michigan	2-1	2005
Charlotte	3-4	1984
Chicago State	1-0	1991
Cincinnati	25-16	2006
Citadel	3-6	1999
CCNY	2-1	1916
Clark (MA)	9-3	1921
Clemson	2-0	2011
Coast Guard	20-1	1923
Coastal Carolina	3-3	2011
Colby	5-8-1	1915
College of Charleston	3-3	2011
Columbia	3-2	2002
Cornell	0-1	1977
Creighton	7-1	2021
C.W. Post	2-0	1987
Dartmouth	8-4	1958
Davidson	10-4	1959
Delaware	6-6-1	1984
Duke	2-1	1958
Duquesne	1-0	2006
East Carolina	14-40	1979
East Stroudsburg	1-0	1930
Eastern Illinois	0-1	1987
Eastern Kentucky	2-1	1984
Eckerd (FL)	0-3	1974
Elon	1-1	1988
Fairfield	60-15-1	1973
Fairleigh Dickinson	0-1	1984
Florida	0-7	1968
Florida A&M	1-0	2023
Florida Atlantic	5-4	2006
Florida Int'l	5-1	2015
Florida Southern	4-6	1967
Florida State	1-0	1957
Fordham	2-2	1991
Fullerton State	0-1	1979
Furman	1-0	2015
George Mason	10-7	1986
Georgetown	51-22	1985
Georgia	0-4	1990
Georgia State	1-0	2018
Georgia Tech	3-7	1994
Hampden-Sydney	0-1	1963
Hartford	42-16	1985
Harvard	5-7	1923
Hawaii	3-1	2023
Hofstra	2-0	2006
Holy Cross	43-20-2	1923
Houston	10-13	2014
Howard	1-0	1959
Illinois	2-1	2012
Illinois State	1-1	2004
Indiana	4-2	1998

Team	Record	1st Meeting
Indiana State	1-2	1961
Iona	4-1-1	1978
Iowa State	0-1	1957
Ithaca	3-0	1949
Jacksonville	1-2	2004
Kansas State ...First Meeting 2023	
Kennesaw State	2-2	2015
Kent State	2-1	2022
Lafayette	2-0	1965
Lamar	0-1	2006
La Salle	1-0	2014
Lehigh	2-3	1940
Lewis (IL)	0-1	1969
Liberty	4-4	1977
Lipscomb	4-3	2002
LIU	2-0	2018
Long Beach State	0-2	1994
Louisville	14-19	2006
Lynchburg (VA)	2-0	1963
Maine	62-51	1924
Manhattan	4-1	1921
Marist	5-0	1998
Marshall	0-1	2010
Maryland	6-4	1941
UMass Lowell	7-1	2015
Massachusetts	95-73-3	1900
Memphis	17-7	1999
Merrimack	1-0	2022
Methodist (NC)	2-0	1978
Miami (FL)	0-2	1970
Miami (OH)	0-1	2009
Michigan	5-3	1999
Michigan State	5-4	1970
Middlebury	5-2	1912
Minnesota	2-5	1996
Mississippi State	0-4	2003
Missouri	0-1	2008
Missouri St.	1-0	2016
Monmouth	1-0	2000
Mount St. Mary's	2-0	2005
Navy	6-1	1979
Nebraska	2-1	1979
New Hampshire	58-46-3	1911
New Orleans	3-4	2003
New York Tech	4-2	1912
New York University	0-2	1913
North Carolina	9-23	1958
North Carolina State	2-9	1974
N. Carolina Wesleyan	0-1	1958
North Florida	7-2	2004
Northeastern	60-22-1	1923
Northeastern Illinois	1-0	1992
Northern Iowa	0-1	1998
Northwestern	1-2	2000
Norwich	7-5	1927
Notre Dame	18-29-1	1996
Ohio State	6-10	1970
Oklahoma	1-1	2012
Oklahoma State	1-4	1992
Old Dominion	1-0	2002
Oregon	0-3	2010
Oregon State	1-1	2011
Pace	0-0-1	2004
Penn State	3-2	1959
Pennsylvania	1-0	2008
Pepperdine	2-1	2022
Pittsburgh	40-26	1990
Pratt	1-0	1930
Presbyterian	4-2	2013
Princeton	0-2	1946
Providence	50-48	1920
Purdue	0-5	1985
Quinnipiac	12-5	2001
Regis	0-1	1993
RPI	2-1	1927
Rhode Island	123-70-4	1896
Richmond	0-1	1989
Rider	2-0	1999
Rollins (FL)	3-0	1967
Rutgers	35-36	1946
St. Andrews	1-0	1989
St. Anselm	0-1	1911

Team	Record	1st Meeting
St. Francis (NY)	1-2	1982
St. John's	66-60	1975
St. Joseph's	3-1	2017
St. Leo's	6-3	1967
St. Michael's	1-0	1920
St. Peter's	1-0	2014
St. Stephenson	3-0	1924
Sacred Heart	18-3	2000
Saint Louis	0-1	1965
Sam Houston St.	3-3	2013
San Diego	3-1	2011
San Diego State	4-1	2011
Santa Clara	0-1	2017
SE Louisiana	2-2	2003
Seton Hall	47-47	1919
Siena	6-8-1	1980
South Alabama	1-6	1993
South Carolina	0-3	1985
Southern California	3-1	1972
Southern Mississippi	1-3	2011
Springfield	25-32-2	1905
Stanford	1-2	2022
Stetson	4-3	1967
Stevens Tech	0-1	1916
Stony Brook	1-1	2001
Syracuse	0-1	1922
Tampa	0-1	1969
Temple	4-6	1940
Tennessee	0-2	1996
Tennessee-Martin	1-0	2005
Tennessee Wesleyan	1-0	1993
Texas	2-4	1957
Texas A&M-C.C.	0-1	2011
Texas State	2-1	2018
Texas Tech	1-5	2013
Toledo	1-1	2006
Towson	1-0	1988
Trinity	20-10	1919
Troy	3-0	2000
Tufts	3-3	1923
Tulane	8-8	2015
UAB	2-2	2002
UC Davis	2-1	2017
UC Irvine	1-1	2011
UCF	13-8	2013
UCLA	1-0	2023
UCSB	0-6	2016
UC San Diego	2-1	2022
UMBC	4-0	1977
UNC-Greensboro	0-6	2001
UNC-Pembroke	4-0	1978
USC Upstate	1-0	2015
USF	31-34	1968
UTSA	1-2	2016
Vanderbilt	0-4	2000
VCU	0-1	1989
Vermont	40-22-1	1920
Villanova	43-26	1947
Virginia	3-6	1963
Virginia Tech	6-11	1976
VMI	2-0	1976
Wake Forest	5-7	1958
Washington	0-2	2018
Washington & Lee	3-0	1963
Washington State	0-1	1965
Wesleyan	32-27-1	1916
West Virginia	25-23	1996
Western Carolina	1-2	2007
Western Michigan	1-3	1959
Wichita State	8-2	2014
William & Mary	3-0	2015
Williams	2-6	1921
Wingate College	1-0	1990
Wisconsin	2-1	1988
WIT	2-3	1915
Worcester Poly	4-4	1907
Xavier	13-8	2011
Yale	43-21-1	1943
UMBC	3-0	2023

* 2024 Opponents In Bold

2024 FREQUENT FLYER MILES

Travel Log

2017: 29,924.9 miles
2018: 23,976.3 miles
2019: 29,686.6 miles
2020: 12,615 miles (Shortened Season)
2021: 15,693 miles
2022: 25,011 miles
2023: 31,000.9 miles

USF BASEBALL INVITATIONAL

Storrs -> Bradley Inter. - 37.4 miles
Bradley Inter. -> Tampa - 1,265 miles

Tampa -> Bradley - 1,265 miles
Bradley -> Storrs - 37.4 miles

AT CALIFORNIA

Storrs -> Logan Inter. - 87.2 miles
Logan Inter. -> San Fran - 3,109 miles
San Francisco -> Berkeley - 24.4 miles

Berkeley -> San Francisco - 24.4 miles
San Fran -> Logan Inter. - 3109 miles
Logan Inter -> Storrs - 87.2 miles

AT AUBURN

Storrs -> Bradley Inter. - 37.4 miles
Bradley Inter. -> Atlanta - 1,025 miles
Atlanta -> Auburn - 102 miles

Auburn -> Atlanta - 102 miles
Atlanta -> Bradley Inter. - 1,025 miles
Bradley Inter. -> Storrs - 37.4 miles

Spring Break Trip

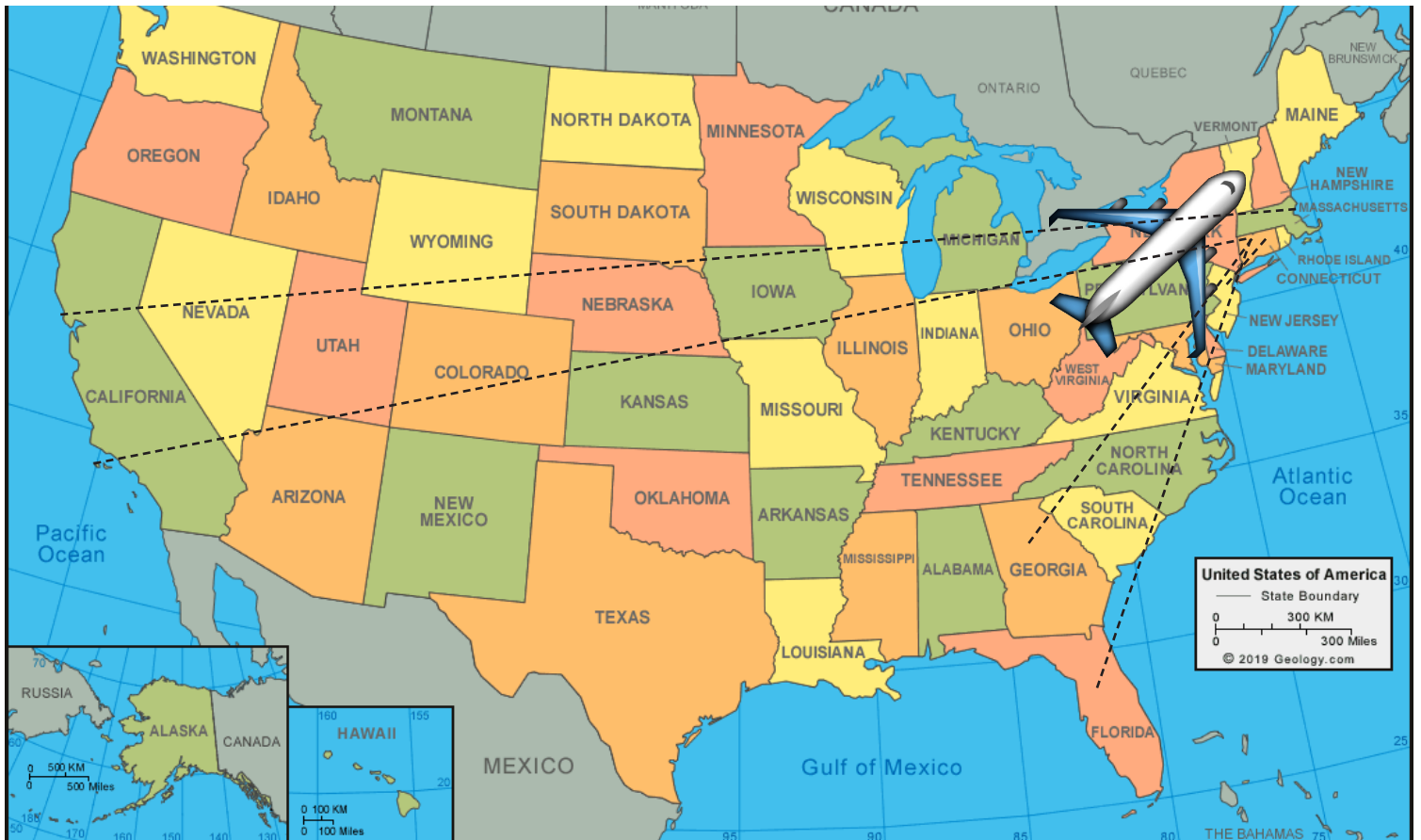
Storrs -> Bradley Inter. - 37.4 miles
Bradley Inter. -> Santa Barbara - 3016
Santa Barbara -> Santa Monica - 94.8
Santa Monica -> J. Robinson Stadium - 6.4
Santa Monica -> Irvine - 52.5 miles
Irvine -> Riverside - 37.6 miles

Riverside -> LAX - 66.2
LAX -> Logan Inter. - 2980 miles
Logan -> Storrs - 87.2 miles

at Rutgers

Storrs -> Piscataway - 176 miles
Piscataway -> Storrs - 176 miles

Total Miles: 18,104.9 miles



Recent Box Scores

Xavier at Connecticut Apr 06, 2024 at Storrs, Conn. (Elliot Ballpark)

Xavier 2 (15-15,1-1)													Connecticut 8 (11-16,1-1)												
Player	ab	r	h	rbi	Player	ab	r	h	rbi																
HAMMOND, Luke 3b	4	1	1	0	Padilla, Bryan 2b	5	1	2	1																
MISCH, Connor lf	4	1	1	2	Studley, Jake rf	4	1	2	0																
MCCORMICK, Matt 1b	3	0	0	0	Tammaro, Paul ss	4	1	2	0																
CHRISTIANSEN, Hayden r	3	0	0	0	Morton, Corey lf	3	1	1	1																
DePREY, Matthew c	4	0	0	0	Broadhurst, Luke 3b	4	1	2	2																
ANDERSON, Aedan cf	2	0	0	0	Garbowski, Matt dh	3	0	1	2																
CUSHING, Jared 2b	3	0	2	0	Malcom, Matt c	4	1	1	0																
STACK, Tyler dh	4	0	0	0	Dalena, Maddix 1b	4	1	1	1																
STEPHENSON, Grant ss	4	0	1	0	Shpur, Caleb cf	3	1	1	0																
SCHMIDT, Logan p	0	0	0	0	Coe, Garrett p	0	0	0	0																
SAUSVILLE, Tyler p	0	0	0	0	Quinn, Braden p	0	0	0	0																
PODGORNY, Eric p	0	0	0	0	Totals	34	8	13	7																
Totals	31	2	5	2																					

Score by Innings	1	2	3	4	5	6	7	8	9	R	H	E
Xavier	0	0	0	0	0	0	0	2	5	0		
Connecticut	3	0	0	1	2	1	0	1	X	8	13	0

DP - UConn 1. LOB - XAV 8; UConn 5. 2B - HAMMOND(7); STEPHENSON(7); PADILLA(5); BROADHURST(3); GARBOWSKI(2); MALCOM(3); SHPUR(3); HR - MISCH(3); DALENA(4). HBP - ANDERSON,A.; CUSHING. SF - MORTON(2). SB - SHPUR(8). CS - PADILLA(1); MORTON(4).
Strikeouts - DePREY; STACK; TAMMARO; MORTON; BROADHURST; MALCOM; DALENA; SHPUR. Walks - HAMMOND; MCCORMICK; CHRISTIANSEN; ANDERSON,A.; GARBOWSKI; SHPUR.

Xavier	ip	h	r	er	bb	so	wp	bk	hbp	lbb	sfa	sha	clia	ab	bf	fo	go	np
SCHMIDT, Logan L,4-3	4.2	10	6	6	0	3	0	0	0	0	1	0	0	22	23	3	7	80
SAUSVILLE, Tyler	3.0	3	2	2	1	3	0	0	0	0	0	0	0	11	12	3	2	40
PODGORNY, Eric	0.1	0	0	0	1	0	1	0	0	0	0	0	0	1	2	1	0	11

Connecticut	ip	h	r	er	bb	so	wp	bk	hbp	lbb	sfa	sha	clia	ab	bf	fo	go	np
Coe, Garrett W,4-4	7.1	4	2	2	2	0	1	0	2	0	0	0	0	25	29	14	7	104
Quinn, Braden	1.2	1	0	0	2	2	0	0	0	0	0	0	0	6	8	1	2	28

WP - PODGORNY(1); COE(3). HBP - by COE (CUSHING); by COE (ANDERSON,A.). Pitches/strikes: SCHMIDT 80/53; SAUSVILLE 40/26; PODGORNY 11/4; COE 104/62; QUINN 28/19.
Umpires - HP: Kris Engstrand 1B: John Grasso 3B: Brian Drury
Start: 2:05 pm Time: 2:24 Attendance: 669
Weather: Another grey day in Storrs

Xavier at Connecticut Apr 07, 2024 at Storrs, Conn. (Elliot Ballpark)

Xavier 0 (15-16,1-2)													Connecticut 1 (12-16,2-1)												
Player	ab	r	h	rbi	avg	Player	ab	r	h	rbi	avg														
HAMMOND, Luke 3b	4	0	2	0	.279	Padilla, Bryan 2b	3	0	0	0	.263														
MISCH, Connor lf	4	0	1	0	.297	Studley, Jake rf	4	0	1	0	.275														
MCCORMICK, Matt 1b	3	0	0	0	.304	Tammaro, Paul ss	3	0	1	1	.304														
CHRISTIANSEN, Hayden r	4	0	1	0	.300	Morton, Corey lf	4	0	0	0	.298														
DePREY, Matthew c	4	0	3	0	.299	Broadhurst, Luke 3b	1	0	0	0	.234														
ANDERSON, Aedan cf	4	0	0	0	.250	Garbowski, Matt c	3	0	1	0	.291														
CUSHING, Jared 2b	4	0	2	0	.270	Minick, Tyler dh	2	0	1	0	.151														
STACK, Tyler dh	3	0	0	0	.263	Malcom, Matt ph	1	0	0	0	.204														
HENDRICKSON, Carter p	1	0	0	0	.260	Dalena, Maddix 1b	3	0	0	0	.222														
STEPHENSON, Grant ss	2	0	0	0	.162	Shpur, Caleb cf	3	1	2	0	.246														
CANTERBERRY, Donovan	0	0	0	0	.000	Quigley, Stephen p	0	0	0	0	-														
HOOKER, Jake p	0	0	0	0	-	Ellisen, Tommy p	0	0	0	0	-														
KELLY, Jonathan p	0	0	0	0	-	Quinn, Braden p	0	0	0	0	-														
VERA, Alex p	0	0	0	0	-	Afthim, Brady p	0	0	0	0	-														
BOYLE, Nick p	0	0	0	0	-	Totals	27	1	6	1	-														
Totals	33	0	9	0	-																				

Score by Innings	1	2	3	4	5	6	7	8	9	R	H	E
Xavier	0	0	0	0	0	0	0	0	0	0	9	0
Connecticut	0	0	0	0	0	0	0	1	X	1	6	0

DP - UConn 1. LOB - XAV 9; UConn 6. 2B - STUDLEY(5); GARBOWSKI(3); HBP - STEPHENSON. SH - PADILLA(1). SB - CUSHING(7); MORTON(8); SHPUR(9). CS - CANTERBERRY(2); BROADHURST(1).
Strikeouts - HAMMOND; MISCH; MCCORMICK 2; DePREY; ANDERSON,A. 2; CUSHING; STACK 3; HENDRICKSON; STUDLEY 2; TAMMARO; MORTON 3; BROADHURST; MINICK; DALENA 2. Walks - MCCORMICK; STEPHENSON; TAMMARO; BROADHURST 2.

Xavier	ip	h	r	er	bb	so	wp	bk	hbp	lbb	sfa	sha	clia	ab	bf	fo	go	np	era
HOOKER, Jake	2.1	1	0	0	1	3	0	0	0	0	0	0	0	7	8	3	0	43	2.20
KELLY, Jonathan	2.0	2	0	0	1	2	0	0	0	0	0	0	0	7	8	1	2	38	3.24
VERA, Alex	1.0	1	0	0	0	0	0	0	0	0	0	0	0	4	4	2	1	12	8.24
BOYLE, Nick L,3-3	2.2	2	1	1	1	5	1	0	0	0	0	1	0	9	11	1	2	44	5.40

Connecticut	ip	h	r	er	bb	so	wp	bk	hbp	lbb	sfa	sha	clia	ab	bf	fo	go	np	era
Quigley, Stephen	7.0	7	0	0	2	7	0	0	0	0	0	0	0	26	28	6	6	87	3.60
Ellisen, Tommy	0.0	1	0	0	0	0	0	0	0	0	0	0	0	1	1	0	0	5	8.03
Quinn, Braden W,1-1	1.0	1	0	0	0	3	0	0	0	0	0	0	0	4	4	0	0	18	1.45
Afthim, Brady S,3	1.0	0	0	0	2	0	0	1	0	0	0	0	0	2	3	0	0	11	0.00

WP - BOYLE(5). HBP - by AFTHIM (STEPHENSON). Pitches/strikes: HOOKER 43/27; KELLY 38/19; VERA 12/6; BOYLE 44/28; QUIGLEY 58/76; ELLISEN 5/2; QUINN 18/12; AFTHIM 11/6.
Umpires - HP: John Grasso 1B: Brian Drury 3B: Kris Engstrand
Start: 11:05 am Time: 2:45 Attendance: 689
Weather: Just a little brisk, 39

Bryant at Connecticut Apr 09, 2024 at Storrs, Conn. (Elliot Ballpark)

Bryant 1 (19-11)													Connecticut 12 (13-16)												
Player	ab	r	h	rbi	Player	ab	r	h	rbi																
ZYONS 2b	3	0	1	0	Studley, Jake rf	4	2	2	3																
NORIEGA lf	2	0	0	0	Padilla, Bryan 2b	4	0	1	1																
SMITH, M ph/lf	1	0	0	0	Tammaro, Paul ss	3	1	1	0																
DURAND dh	3	1	0	0	Morton, Corey lf	5	0	1	1																
GORMAN ph/dh	1	0	0	0	Broadhurst, Luke 3b	5	3	3	3																
PETOSA 1b	2	0	1	1	Garbowski, Matt c	4	0	0	0																
MYLER ph/rf	1	0	0	0	Malcom, Matt dh	2	1	0	0																
PHINNEY c	2	0	0	0	Kron, Drew pr	0	1	0	0																
SANTANGELO c	0	0	0	0	Dalena, Maddix 1b	3	2	2	2																
BARUCH rf/1b	3	0	0	0	Shpur, Caleb cf	3	2	1	1																
GREGGER cf	2	0	0	0	Schild, Ben p	0	0	0	0																
GRADY 3b	3	1	0	0	Carrea, Joe p	0	0	0	0																
EINEMANN ss	3	0	0	0	Quinn, Braden p	0	0	0	0																
SCHIEDT p	0	0	0	0	West, Charlie p	0	0	0	0																
SCAMARDELLA p	0	0	0	0	Totals	33	12	11	11																
LEWIS p	0	0	0	0																					
MORRISSEY p	0	0	0	0																					
NICHOLS p	0	0	0	0																					
ZASLAW p	0	0	0	0																					
BRODEUR p	0	0	0	0																					
BRADLEY p	0	0	0	0																					
LEVANGIE p	0	0	0	0																					
Totals	26	1	4	1																					

Score by Innings	1	2	3	4	5	6	7	8	9	R	H	E
Bryant	0	0	0	1	0	0	0	0	1	4	2	
Connecticut	1	3	1	0	0	1	4	2		12	11	1

Note: 1 out, 0 runners LOB when the game ended.
E - EINEMANN(4); SCHIEDT(1); CARREA(1). DP - UConn 1. LOB - BRY 6; UConn 7. 2B - TAMMARO(6); BROADHURST(4); DALENA 2(5). HR - BROADHURST 2(5). HBP - ZYONS; STUDLEY; TAMMARO 2. CS - ZYONS(1); TAMMARO(7).
Strikeouts - ZYONS; DURAND 2; GORMAN; PETOSA; MYLER; PHINNEY; BARUCH 3; GRADY; PADILLA; GARBOWSKI 2; MALCOM; SHPUR. Walks - NORIEGA; PETOSA; PHINNEY; GREGGER; PADILLA; MALCOM 2; DALENA; SHPUR.

Bryant	ip	h	r	er	bb	so	wp	bk	hbp	lbb	sfa	sha	clia	ab	bf	fo	go	np
SCHIEDT L,2-2	1.1	1	3	0	1	1	0	0	2	0	0	0	0	5	8	1	1	21
SCAMARDELLA	0.2	3	2	1	0	0	0	0	1	0	0	0	0	5	6	1	1	19
LEWIS	1.0	0	0	0	0	2	0	0	0	0	0	0	0	3	3	0	1	16
MORRISSEY	1.0	0	0	0	1	1	0	0	0	0	0	0	0	3	4	1	1	14
NICHOLS	1.0	0	0	0	0	1	0	0	0	0	0	0	0	3	3	0	2	9
ZASLAW	0.0	1	1	1	2	0	0	0	0	0	0	0	0	1	3	0	0	17
BRODEUR	1.1	1	1	1	0	0	1	0	0	0	0	0	0	5	5	1	3	19
BRADLEY	0.1	3	3	1	0	0	0	0	1	0	0	0	0	4	5	1	0	14
LEVANGIE	0.2	2	2	2	0	0	0	0	0	0	0	0	0	4	4	1	1	12

Connecticut	ip	h	r	er	bb	so	wp	bk	hbp	lbb	sfa	sha	clia	ab	bf	fo	go	np
Schild, Ben W,3-0	3.1	3	1	1	3	1	0	1	0	0	0	0	0	11	13	4	1	50
Carrea, Joe	1.1	1	0	0	0	2	0	0	0	0	0	0	0	5	5	1	1	15
Quinn, Braden	2.1	0	0	0	3	4	1	0	0	0	0	0	0	7	10	2	1	39
West, Charlie	1.0	0	0	0	2	0	0	0	0	0	0	0	0	3	3	1	0	14

WP - BRODEUR(3); SCHILD(2); QUINN(2). HBP - by SCHIEDT (STUDLEY); by SCHIEDT (TAMMARO); by SCAMARDELLA (TAMMARO); by SCHILD (ZYONS). PB - PHINNEY(11). Pitches/strikes: SCHIEDT 21/13;

Maine at Connecticut Apr 10, 2024 at Storrs, Conn. (Elliot Ballpark)

Maine 2 (7-20)													Connecticut 20 (14-16)												
Player	ab	r	h	rbi	Player	ab	r	h	rbi																
Will Burns dh	3	0	0	0	Studley, Jake rf	3	1	1	1																
Jeremiah Jenkins 1b	4	0	0	0	Simmons, T.C. ph/rf	2	0	2	2																
Nick White lf	2	0	0	0	Padilla, Bryan 2b	5	1	1	2																
Logan Burrill lf	0	0	0	0	Tammaro, Paul ss	3	2	1	1																
Zach Martin rf	2	1	0	0	Morton, Corey lf	2	3	1	1																
Jake Marquez ss	2	1	1	2	Kron, Drew ph/lf	1	0	0	0																
Jeph Hadson-Taylor ss	1	0	1	0	Broadhurst, Luke 3b	3	3	3	3																
Myles Sargent 2b	3	0	0	0	Minick, Tyler pr/3b	2	0</																		

Individual Game-By-Game

#34 Afthim, Brady - 1 game (All games)

Date	Opponent	Pos	AB	R	H	RBI	2B	3B	HR	BB	SB	CS	HBP	SAC	SF	GDP	K	PO	A	E	Avg
Mar 22	at Rutgers	p	0	0	0	0	0	0	0	0	0	0	0	0	0	0	0	0	1	0	.000
Totals		0gs	0	0	0	0	0	0	0	0	0	0	0	0	0	0	0	0	1	0	.000

On base pct. .000 • Slugging pct. .000

#34 Afthim, Brady - 10 appearances (All games)

Date	Opponent	GS	IP	H	R	ER	BB	SO	2B	3B	HR	WP	BK	HBP	IBB	Score	W-L	Sv	ERA	NP
Feb 16	at South Florida		1.0	0	0	0	0	3	0	0	0	0	0	0	0	2-1	0-0	1	0.00	17
Feb 25	at California		0.1	2	1	0	0	0	0	0	0	0	0	1	0	4-5	0-1	1	0.00	20
Mar 02	at Auburn-2		1.1	0	0	0	0	3	0	0	0	0	0	1	0	8-4	0-1	2	0.00	25
3/9/2024	at UC Santa Barbara		0.0	0	0	0	1	0	0	0	0	0	0	0	0	3-4	0-1	2	0.00	4
Mar 13	at UC Irvine		1.0	0	0	0	1	3	0	0	0	0	0	2	0	5-0	0-1	2	0.00	27
Mar 17	at California Baptist		2.0	0	0	0	1	0	0	0	0	0	0	0	0	6-2	0-1	2	0.00	21
Mar 20	LIU		1.0	1	0	0	0	2	0	0	0	0	0	0	0	14-8	0-1	2	0.00	18
Mar 22	at Rutgers		0.2	1	0	0	1	0	0	0	0	0	0	0	0	0-3	0-1	2	0.00	14
Mar 26	BOSTON COLLEGE		0.2	0	0	0	1	1	0	0	0	0	0	1	0	4-7	0-1	2	0.00	7
Apr 07	XAVIER		1.0	0	0	0	0	2	0	0	0	0	0	1	0	1-0	0-1	3	0.00	11
Totals		0	9.0	4	1	0	5	14	0	0	0	0	0	5	1	47-34	0-1	3	0.00	-

#15 Alejandro, Hector - 2 appearances (All games)

Date	Opponent	GS	IP	H	R	ER	BB	SO	2B	3B	HR	WP	BK	HBP	IBB	Score	W-L	Sv	ERA	NP
Apr 05	XAVIER		1.0	1	0	0	0	3	0	0	0	0	0	0	0	5-9	0-0	0	0.00	20
Apr 10	MAINE		1.0	0	0	0	0	1	0	0	0	0	0	0	0	20-2	0-0	0	0.00	13
Totals		0	2.0	1	0	0	0	4	0	0	0	0	0	0	0	25-11	0-0	0	0.00	-

#20 Broadhurst, Luke - 24 games (All games)

Date	Opponent	Pos	AB	R	H	RBI	2B	3B	HR	BB	SB	CS	HBP	SAC	SF	GDP	K	PO	A	E	Avg
Mar 02	at Auburn-1	*dh	2	0	2	0	1	0	0	2	0	0	0	0	0	0	0	0	0	0	1.000
Mar 02	at Auburn-2	*1b	5	1	3	3	0	0	0	0	0	0	0	0	0	0	2	2	1	0	.714
Mar 03	at Auburn	*1b	3	0	1	1	0	0	0	1	0	0	0	0	0	0	1	6	1	0	.600
3/8/2024	at UC Santa Barbara	*1b	5	0	1	0	1	0	0	0	0	0	0	0	0	0	2	6	1	0	.467
3/9/2024	at UC Santa Barbara	*1b	4	0	0	0	0	0	0	0	0	0	0	0	0	0	0	6	1	0	.368
3/10/2024	at UC Santa Barbara	*1b	4	0	0	0	0	0	0	0	0	0	0	0	0	0	1	5	1	0	.304
Mar 12	at UCLA	*1b	5	1	1	3	0	0	1	0	0	0	0	0	0	0	2	9	0	0	.286
Mar 13	at UC Irvine	*1b	4	0	0	2	0	0	0	0	0	0	1	0	0	0	2	6	0	0	.250
Mar 15	at California Baptist	*1b	4	0	0	0	0	0	0	0	0	0	0	0	0	0	1	3	0	0	.222
Mar 16	at California Baptist	*1b	4	1	1	0	0	0	0	1	0	0	0	0	0	0	2	5	1	0	.225
Mar 17	at California Baptist	*dh	4	1	2	1	0	0	1	0	0	0	0	0	0	0	1	0	0	0	.250
Mar 19	at Rhode Island	*dh	2	0	0	0	0	0	0	1	0	0	0	1	0	0	1	0	0	0	.239
Mar 20	LIU	*3b	3	1	1	3	0	0	1	2	0	0	0	0	0	0	0	0	1	0	.245
Mar 22	at Rutgers	*3b	4	0	1	0	0	0	0	0	0	0	0	0	0	0	2	1	2	0	.245
Mar 23	at Rutgers	*3b	5	0	0	0	0	0	0	0	0	0	0	0	0	0	1	0	1	0	.224
Mar 24	at Rutgers	*3b	3	0	0	1	0	0	0	0	0	0	0	0	1	0	1	0	3	0	.213
Mar 26	BOSTON COLLEGE	*3b	2	1	0	0	0	0	0	2	1	0	0	0	0	0	1	0	2	0	.206
Mar 27	NORTHEASTERN	*dh	2	2	1	0	0	0	0	1	0	0	1	0	0	0	0	0	0	0	.215
Apr 01	CCSU	*dh	3	1	1	1	0	0	0	2	0	0	0	0	0	0	0	0	0	0	.221
Apr 05	XAVIER	*dh	4	0	1	0	0	0	0	0	0	0	0	0	0	0	1	0	0	0	.222
Apr 06	XAVIER	*3b	4	1	2	2	1	0	0	0	0	0	0	0	0	0	1	2	1	0	.237
Apr 07	XAVIER	*3b	1	0	0	0	0	0	0	2	0	1	0	0	0	0	1	1	0	0	.234
Apr 09	BRYANT	*3b	5	3	3	3	1	0	2	0	0	0	0	0	0	0	0	2	0	0	.256
Apr 10	MAINE	*3b	3	3	3	3	0	0	1	0	0	0	0	0	0	0	0	0	0	0	.282
Totals		24gs	85	16	24	23	4	0	6	14	1	1	2	1	1	0	23	54	16	0	.282

On base pct. .392 • Slugging pct. .541

#27 Carrea, Joe - 2 games (All games)

Date	Opponent	Pos	AB	R	H	RBI	2B	3B	HR	BB	SB	CS	HBP	SAC	SF	GDP	K	PO	A	E	Avg
Mar 12	at UCLA	p	0	0	0	0	0	0	0	0	0	0	0	0	0	0	0	0	1	0	.000
Apr 09	BRYANT	p	0	0	0	0	0	0	0	0	0	0	0	0	0	0	0	0	0	1	.000
Totals		0gs	0	0	0	0	0	0	0	0	0	0	0	0	0	0	0	0	1	1	.000

On base pct. .000 • Slugging pct. .000

#27 Carrea, Joe - 9 appearances (All games)

Date	Opponent	GS	IP	H	R	ER	BB	SO	2B	3B	HR	WP	BK	HBP	IBB	Score	W-L	Sv	ERA	NP
Feb 17	vs Indiana State		0.2	2	0	0	0	1	1	0	0	0	0	0	0	1-2	0-0	0	0.00	19
Feb 23	at California		0.1	0	0	0	1	1	0	0	0	0	0	0	0	4-8	0-0	0	0.00	8
Mar 03	at Auburn		0.2	1	1	0	0	2	0	0	1	0	0	0	0	2-8	0-0	0	0.00	12
3/10/2024	at UC Santa Barbara		0.2	1	0	0	0	0	0	0	0	0	0	0	0	1-12	0-0	0	0.00	7
Mar 12	at UCLA		1.0	1	1	1	2	1	0	0	1	0	0	0	0	5-2	0-0	0	2.70	26
Mar 15	at California Baptist		0.1	0	1	1	1	0	0	0	0	0	0	0	0	1-8	0-0	0	4.91	10
Mar 23	at Rutgers		0.2	0	0	0	1	1	0	0	0	0	0	0	0	6-13	0-0	0	4.15	17
Apr 01	CCSU		1.0	1	0	0	0	1	0	0	0	0	0	0	0	14-6	0-0	0	3.38	16
Apr 09	BRYANT		1.1	1	0	0	0	2	0	0	0	0	0	0	0	12-1	0-0	0	2.70	15
Totals		0	6.2	7	3	2	5	9	1	0	2	0	0	0	0	46-60	0-0	0	2.70	-

#53 Cinnella, Joe - 5 games (All games)

Date	Opponent	Pos	AB	R	H	RBI	2B	3B	HR	BB	SB	CS	HBP	SAC	SF	GDP	K	PO	A	E	Avg
Feb 23	at California	p	0	0	0	0	0	0	0	0	0	0	0	0	0	0	0	0	1	0	.000
3/10/2024	at UC Santa Barbara	p	0	0	0	0	0	0	0	0	0	0	0	0	0	0	0	0	1	0	.000
Mar 17	at California Baptist	p	0	0	0	0	0	0	0	0	0	0	0	0	0	0	0	0	1	0	.000
Mar 22	at Rutgers	p	0	0	0	0	0	0	0	0	0	0	0	0	0	0	0	0	1	0	.000
Apr 10	MAINE	*p	0	0	0	0	0	0	0	0	0	0	0	0	0	0	0	0	1	0	.000
Totals		1gs	0	0	0	0	0	0	0	0	0	0	0	0	0	0	0	0	5	0	.000

On base pct. .000 • Slugging pct. .000

#53 Cinnella, Joe - 12 appearances (All games)

Date	Opponent	GS	IP	H	R	ER	BB	SO	2B	3B	HR	WP	BK	HBP	IBB	Score	W-L	Sv	ERA	NP
Feb 23	at California		1.1	0	0	0	0	2	0	0	0	0	0	0	0	4-8	0-0	0	0.00	13
Feb 24	at California		1.1	2	2	2	2	1	0	0	1	0	0	0	0	12-15	0-1	0	6.75	30
Mar 02	at Auburn-1		0.2	1	0	0	0	0	0	0	0	0	0	0	0	1-8	0-1	0	5.40	10
Mar 03	at Auburn		0.2	1	2	0	0	1	0	0	0	0	0	0	0	2-8	0-1	0	4.50	15
3/10/2024	at UC Santa Barbara		2.1	2	2	2	0	1	0	0	2	0	0	1	0	1-12	0-1	0	5.68	34
Mar 12	at UCLA	*	2.0	1	0	0	2	2	1	0	0	0	0	0	0	5-2	0-1	0	4.32	46
Mar 15	at California Baptist		0.0	2	2	2	0	0	0	0	0	0	0	0	0	1-8	0-1	0	6.48	5
Mar 17	at California Baptist		0.1	0	0	0	0	0	0	0	0	0	0	0	0	6-2	0-1	0	6.23	1
Mar 19	at Rhode Island	*	5.0	3	2	2	1	6	0	0	1	0	0	1	0	1-4	0-2	0	5.27	68
Mar 22	at Rutgers		1.1	2	0	0	1	0	0	0	0	0	0	0	0	0-3	0-2	0	4.80	19
Apr 01	CCSU		3.1	3	0	0	0	2	0	0	0	0	0	0	0	14-6	1-2	0	3.93	41
Apr 10	MAINE	*	3.0	2	2	2	3	4	0	0	1	0	0	0	0	20-2	2-2	0	4.22	48
Totals		3	21.1	19	12	10	9	19	1	0	5	0	0	2	0	67-78	2-2	0	4.22	-

#38 Coe, Garrett - 6 games (All games)

Date	Opponent	Pos	AB	R	H	RBI	2B	3B	HR	BB	SB	CS	HBP	SAC	SF	GDP	K	PO	A	E	Avg	
Feb 16	at South Florida	*p	0	0	0	0	0	0	0	0	0	0	0	0	0	0	0	0	1	1	.000	
Feb 23	at California	*p	0	0	0	0	0	0	0	0	0	0	0	0	0	0	0	0	0	1	.000	
3/8/2024	at UC Santa Barbara	*p	0	0	0	0	0	0	0	0	0	0	0	0	0	0	0	0	2	0	.000	
Mar 16	at California Baptist	*p	0	0	0	0	0	0	0	0	0	0	0	0	0	0	0	0	1	1	.000	
Mar 23	at Rutgers	*p	0	0	0	0	0	0	0	0	0	0	0	0	0	0	0	0	1	0	.000	
Mar 27	NORTHEASTERN	p	0	0	0	0	0	0	0	0	0	0	0	0	0	0	0	0	1	0	.000	
Totals		5gs	0	0	0	0	0	0	0	0	0	0	0	0	0	0	0	0	1	6	2	.000

On base pct. .000 • Slugging pct. .000

#38 Coe, Garrett - 9 appearances (All games)

Date	Opponent	GS	IP	H	R	ER	BB	SO	2B	3B	HR	WP	BK	HBP	IBB	Score	W-L	Sv	ERA	NP
Feb 16	at South Florida	*	5.1	3	1	1	1	5	0	0	1	0	0	0	0	2-1	1-0	0	1.69	92
Feb 23	at California	*	5.0	8	6	4	1	11	1	0	3	0	0	0	0	4-8	1-1	0	4.35	98
Mar 02	at Auburn-1	*	4.1	5	4	4	1	2	0	1	1	1	0	1	0	1-8	1-2	0	5.52	67
3/8/2024	at UC Santa Barbara	*	3.2	7	6	6	4	6	3	0	1	0	0	0	0	3-13	1-3	0	7.36	75
Mar 12	at UCLA	*	2.1	1	0	0	2	1	0	0	0	0	0	0	0	5-2	2-3	0	6.53	34
Mar 16	at California Baptist	*	9.0	5	0	0	3	4	2	0	0	0	0	0	0	8-0	3-3	0	4.55	123
Mar 23	at Rutgers	*	3.2	8	8	8	4	3	2	0	2	1	0	1	0	6-13	3-4	0	6.21	85
Mar 27	NORTHEASTERN	*	4.0	0	0	0	1	4	0	0	0	0	0	0	0	6-7	3-4	0	5.54	47
Apr 06	XAVIER	*	7.1	4	2	2	2	0	2	0	1	1	0	2	0	8-2	4-4	0	5.04	104
Totals			7	44.2	41	27	25	19	36	10	1	9	3	0	4	43-54	4-4	0	5.04	-

#22 Cooke, Ian - 3 games (All games)

Date	Opponent	Pos	AB	R	H	RBI	2B	3B	HR	BB	SB	CS	HBP	SAC	SF	GDP	K	PO	A	E	Avg
Feb 24	at California	*p	0	0	0	0	0	0	0	0	0	0	0	0	0	0	0	1	0	2	.000
Mar 02	at Auburn-2	*p	0	0	0	0	0	0	0	0	0	0	0	0	0	0	0	1	0	0	.000
Mar 12	at UCLA	p	0	0	0	0	0	0	0	0	0	0	0	0	0	0	0	0	1	0	.000
Totals		2gs	0	0	0	0	0	0	0	0	0	0	0	0	0	0	0	2	1	2	.000

On base pct. .000 • Slugging pct. .000

#22 Cooke, Ian - 9 appearances (All games)

Date	Opponent	GS	IP	H	R	ER	BB	SO	2B	3B	HR	WP	BK	HBP	IBB	Score	W-L	Sv	ERA	NP
Feb 16	vs Louisville	*	6.0	3	0	0	2	5	0	0	0	0	1	0	0	4-3	0-0	0	0.00	77
Feb 24	at California	*	1.1	4	8	6	3	1	1	0	2	0	0	0	0	12-15	0-0	0	7.36	36
Mar 02	at Auburn-2	*	0.1	3	3	3	0	0	1	0	2	0	0	0	0	8-4	0-0	0	10.57	26
3/10/2024	at UC Santa Barbara		0.2	0	0	0	0	1	0	0	0	0	0	0	0	1-12	0-0	0	9.72	5
Mar 12	at UCLA		0.2	0	1	1	3	0	0	0	0	0	0	0	0	5-2	0-0	0	10.00	23
Mar 15	at California Baptist		0.1	1	0	0	0	0	1	0	0	0	0	0	0	1-8	0-0	0	9.64	3
Mar 20	LIU		5.0	4	3	3	2	8	1	1	2	0	0	0	0	14-8	1-0	0	8.16	78
Mar 26	BOSTON COLLEGE		2.1	1	2	2	1	5	0	0	1	0	0	0	0	4-7	1-1	0	8.10	37
Apr 05	XAVIER		5.1	4	0	0	2	9	0	0	0	0	0	0	0	5-9	1-1	0	6.14	79
Totals			3	22.0	20	17	15	13	4	1	7	0	1	0	0	54-68	1-1	0	6.14	-

#43 Dalena, Maddix - 24 games (All games)

Date	Opponent	Pos	AB	R	H	RBI	2B	3B	HR	BB	SB	CS	HBP	SAC	SF	GDP	K	PO	A	E	Avg
Feb 16	vs Louisville	*1b	3	0	0	0	0	0	0	1	0	0	0	0	0	0	0	9	0	0	.000
Feb 16	at South Florida	*1b	3	0	0	0	0	0	0	0	0	0	1	0	0	0	0	8	1	0	.000
Feb 17	vs Indiana State	*1b	4	0	1	1	0	0	0	0	0	0	0	0	0	0	2	7	1	0	.100
Feb 23	at California	*1b	5	1	2	0	0	0	0	0	0	0	0	0	0	0	0	1	5	0	.200
Feb 24	at California	*1b	4	1	0	0	0	0	0	0	0	0	1	0	0	0	2	5	0	0	.158
Feb 25	at California	*1b	4	1	0	0	0	0	0	1	0	0	0	0	0	0	2	3	2	0	.130
Mar 02	at Auburn-1	*1b	2	0	0	0	0	0	0	0	0	0	0	0	0	0	2	3	0	0	.120
3/8/2024	at UC Santa Barbara	dh	1	0	0	0	0	0	0	0	0	0	0	0	0	0	0	0	0	0	.115
3/9/2024	at UC Santa Barbara	*dh	2	0	0	0	0	0	0	1	0	0	0	0	0	0	2	0	0	0	.107
Mar 15	at California Baptist	*dh	2	0	0	0	0	0	0	0	0	0	0	0	0	0	2	0	0	0	.100
Mar 17	at California Baptist	*1b	4	0	3	3	1	0	0	0	1	0	0	0	0	0	1	7	2	0	.176
Mar 19	at Rhode Island	*1b	3	0	0	0	0	0	0	0	0	0	0	0	0	0	0	9	0	0	.162
Mar 20	LIU	*1b	3	0	1	2	0	0	0	2	0	0	0	0	0	0	0	4	0	0	.175
Mar 22	at Rutgers	*1b	3	0	0	0	0	0	0	0	0	0	0	0	0	0	0	1	7	0	.163
Mar 23	at Rutgers	*1b	3	2	2	1	0	0	1	1	0	0	0	0	0	0	0	1	5	0	.196
Mar 24	at Rutgers	*1b	4	0	0	1	0	0	0	0	0	0	0	0	0	1	2	9	1	0	.180
Mar 26	BOSTON COLLEGE	*1b	3	1	2	1	2	0	0	0	0	0	0	0	1	0	0	5	1	1	.208
Mar 27	NORTHEASTERN	*1b	4	0	0	0	0	0	0	0	0	0	0	0	0	0	2	6	1	0	.193
Apr 01	CCSU	*1b	4	0	1	2	0	0	0	0	0	0	1	0	0	0	0	1	8	1	.197
Apr 05	XAVIER	*1b	4	2	3	2	0	0	2	0	0	0	0	0	0	0	0	7	0	0	.231
Apr 06	XAVIER	*1b	4	1	1	1	0	0	1	0	0	0	0	0	0	0	1	8	0	0	.232
Apr 07	XAVIER	*1b	3	0	0	0	0	0	0	0	0	0	0	0	0	0	2	6	1	0	.222
Apr 09	BRYANT	*1b	3	2	2	2	2	0	0	1	0	0	0	0	0	0	0	4	0	0	.240
Apr 10	MAINE	*1b	3	2	1	3	0	0	1	2	0	0	0	0	0	0	1	5	0	0	.244
Totals		23gs	78	13	19	19	5	0	5	9	1	0	3	0	1	1	25	130	11	2	.244

On base pct. .341 • Slugging pct. .500

#7 Daniels, Ryan - 20 games (All games)

Date	Opponent	Pos	AB	R	H	RBI	2B	3B	HR	BB	SB	CS	HBP	SAC	SF	GDP	K	PO	A	E	Avg
Feb 16	vs Louisville	*2b	4	0	0	0	0	0	0	0	0	0	0	0	0	0	1	0	3	0	.000
Feb 16	at South Florida	*2b	4	0	1	1	0	0	0	0	0	0	0	0	0	0	1	1	0	0	.125
Feb 17	vs Indiana State	*2b	3	0	1	0	0	0	0	0	1	0	0	0	0	0	0	2	4	0	.182
Feb 23	at California	*2b	4	0	1	2	1	0	0	0	0	0	0	0	0	0	1	0	1	0	.200
Feb 25	at California	*2b	4	0	1	1	0	0	0	0	1	0	0	0	0	0	1	0	2	0	.211
Mar 02	at Auburn-1	*2b	2	0	0	0	0	0	0	0	0	0	1	0	0	0	0	4	4	0	.190
Mar 02	at Auburn-2	*2b	4	1	1	2	0	0	1	0	0	0	0	1	0	0	2	2	0	0	.200
Mar 03	at Auburn	ph	1	0	1	0	0	0	0	0	0	0	0	0	0	0	0	0	0	0	.231
3/8/2024	at UC Santa Barbara	*2b	3	2	2	2	1	0	1	1	0	0	0	0	0	0	0	1	1	0	.276
3/9/2024	at UC Santa Barbara	*2b	2	1	0	0	0	0	0	2	2	0	0	0	0	0	1	2	1	0	.258
3/10/2024	at UC Santa Barbara	*2b	2	1	0	0	0	0	0	2	1	0	0	0	0	0	1	0	1	0	.242
Mar 12	at UCLA	*2b	3	1	0	0	0	0	0	2	0	1	0	0	0	0	1	3	2	0	.222
Mar 13	at UC Irvine	*2b	4	3	3	3	0	0	1	0	0	0	0	1	0	0	0	0	1	0	.275
Mar 15	at California Baptist	*2b	3	0	0	0	0	0	0	1	0	0	0	0	0	0	3	2	0	0	.256
Mar 16	at California Baptist	*2b	4	0	1	1	0	0	0	1	0	0	0	0	0	0	0	3	2	0	.255
Mar 17	at California Baptist	*2b	4	0	0	0	0	0	0	1	0	0	0	0	0	0	2	2	2	0	.235
Mar 19	at Rhode Island	*2b	4	0	0	0	0	0	0	0	0	0	0	0	0	0	0	0	2	0	.218
Mar 20	LIU	*2b	3	1	0	1	0	0	0	1	0	0	0	0	0	0	0	0	1	0	.207
Mar 26	BOSTON COLLEGE	ph	1	0	0	0	0	0	0	0	0	0	0	0	0	0	0	0	0	0	.203
Mar 27	NORTHEASTERN	*2b	2	0	0	0	0	0	0	0	0	0	0	0	0	0	0	1	1	0	.197
Totals		18gs	61	10	12	13	2	0	3	11	5	1	1	2	0	0	14	23	28	0	.197

On base pct. .329 • Slugging pct. .377

#25 Ellisen, Tommy - 4 games (All games)

Date	Opponent	Pos	AB	R	H	RBI	2B	3B	HR	BB	SB	CS	HBP	SAC	SF	GDP	K	PO	A	E	Avg
Feb 16	at South Florida	p	0	0	0	0	0	0	0	0	0	0	0	0	0	0	0	1	0	0	.000
Feb 25	at California	p	0	0	0	0	0	0	0	0	0	0	0	0	0	0	0	0	0	1	.000
Mar 02	at Auburn-1	p	0	0	0	0	0	0	0	0	0	0	0	0	0	0	0	0	1	0	.000
Mar 15	at California Baptist	p	0	0	0	0	0	0	0	0	0	0	0	0	0	0	0	0	1	0	.000
Totals		0gs	0	0	0	0	0	0	0	0	0	0	0	0	0	0	0	1	2	1	.000

On base pct. .000 • Slugging pct. .000

#25 Ellisen, Tommy - 11 appearances (All games)

Date	Opponent	GS	IP	H	R	ER	BB	SO	2B	3B	HR	WP	BK	HBP	IBB	Score	W-L	Sv	ERA	NP
Feb 16	at South Florida		2.2	1	0	0	2	2	0	0	0	0	0	0	0	2-1	0-0	0	0.00	41
Feb 23	at California		0.2	1	0	0	1	0	1	0	0	0	0	0	0	4-8	0-0	0	0.00	12
Feb 25	at California		0.1	1	2	2	0	1	0	0	1	0	0	0	0	4-5	0-0	0	4.91	13
Mar 02	at Auburn-1		3.0	3	4	4	3	2	0	0	1	0	0	1	0	1-8	0-0	0	8.10	54
3/9/2024	at UC Santa Barbara		0.0	1	2	2	2	0	0	0	0	0	0	0	0	3-4	0-0	0	10.80	12
Mar 15	at California Baptist		2.0	0	0	0	1	3	0	0	0	0	0	0	0	1-8	0-0	0	8.31	33
Mar 17	at California Baptist		0.1	0	0	0	0	0	0	0	0	0	0	0	0	6-2	0-0	0	8.00	2
Mar 20	LIU		1.0	1	0	0	0	1	0	0	0	0	0	0	0	14-8	0-0	0	7.20	10
Mar 23	at Rutgers		1.2	2	2	2	1	1	1	0	0	0	0	1	0	6-13	0-0	0	7.71	38
Mar 27	NORTHEASTERN		0.2	1	1	1	0	0	0	0	1	0	0	0	0	6-7	0-0	0	8.03	7
Apr 07	XAVIER		0.0	1	0	0	0	0	0	0	0	0	0	0	0	1-0	0-0	0	8.03	5
Totals		0	12.1	12	11	11	10	10	2	0	3	0	0	2	0	48-64	0-0	0	8.03	-

#12 Finn, Sean - 6 appearances (All games)

Date	Opponent	GS	IP	H	R	ER	BB	SO	2B	3B	HR	WP	BK	HBP	IBB	Score	W-L	Sv	ERA	NP
Feb 24	at California		0.0	1	0	0	0	0	0	0	0	0	0	0	0	12-15	0-0	0	0.00	6
Mar 02	at Auburn-2		0.1	0	0	0	1	1	0	0	0	0	0	0	0	8-4	0-0	0	0.00	8
Mar 03	at Auburn		0.0	0	0	0	1	0	0	0	0	0	0	0	0	2-8	0-0	0	0.00	5
3/10/2024	at UC Santa Barbara		0.1	2	3	3	1	0	0	0	1	0	0	0	0	1-12	0-0	0	40.50	14
Mar 23	at Rutgers		0.2	0	0	0	0	0	0	0	0	0	0	0	0	6-13	0-0	0	20.25	8
Apr 10	MAINE		0.2	0	0	0	0	0	0	0	0	0	0	0	0	20-2	0-0	0	13.50	5
Totals		0	2.0	3	3	3	3	1	0	0	1	0	0	0	0	49-54	0-0	0	13.50	-

#50 Finnegan, Kieran - 1 appearance (All games)

Date	Opponent	GS	IP	H	R	ER	BB	SO	2B	3B	HR	WP	BK	HBP	IBB	Score	W-L	Sv	ERA	NP
Apr 10	MAINE		0.1	0	0	0	0	0	0	0	0	0	0	0	0	20-2	0-0	0	0.00	2
Totals		0	0.1	0	0	0	0	0	0	0	0	0	0	0	0	20-2	0-0	0	0.00	-

#5 Garbowski, Matt - 25 games (All games)

Date	Opponent	Pos	AB	R	H	RBI	2B	3B	HR	BB	SB	CS	HBP	SAC	SF	GDP	K	PO	A	E	Avg
Feb 16	vs Louisville	*c	2	0	0	0	0	0	0	2	0	0	0	0	0	0	0	8	1	0	.000
Feb 17	vs Indiana State	*c	4	0	0	0	0	0	0	0	0	0	0	0	0	0	1	8	0	0	.000
Feb 23	at California	*c	4	1	2	1	0	0	1	0	0	0	0	1	0	0	0	13	3	0	.200
Feb 24	at California	ph/c	3	0	1	1	0	0	0	0	0	0	0	0	0	0	2	4	0	0	.231
Feb 25	at California	*c	3	1	1	2	0	0	1	0	0	0	0	1	0	0	1	8	1	0	.250
Mar 02	at Auburn-1	*c	3	0	0	0	0	0	0	1	0	0	0	0	0	0	2	4	0	0	.211
Mar 02	at Auburn-2	*dh	5	0	1	1	0	0	0	0	0	0	0	0	0	0	0	0	0	0	.208
Mar 03	at Auburn	*c	3	0	1	0	0	0	0	1	0	0	0	0	0	0	0	9	2	1	.222
3/8/2024	at UC Santa Barbara	*c	3	0	1	0	0	0	0	1	0	0	0	0	0	0	1	12	2	0	.233
3/10/2024	at UC Santa Barbara	*c	4	0	1	0	0	0	0	0	0	0	0	0	0	0	0	1	9	0	.235
Mar 12	at UCLA	*c	4	0	2	0	0	0	0	0	0	0	0	0	0	0	0	11	0	1	.263
Mar 15	at California Baptist	*c	4	0	2	0	0	0	0	0	0	0	0	0	0	0	2	12	0	0	.286
Mar 16	at California Baptist	*dh	4	1	0	0	0	0	0	1	0	0	0	0	0	0	0	0	0	0	.261
Mar 17	at California Baptist	*c	4	0	0	0	0	0	0	0	0	0	0	1	0	0	0	9	0	0	.240
Mar 20	LIU	*c	3	2	2	0	0	0	0	2	0	0	0	0	0	0	0	11	0	0	.264
Mar 22	at Rutgers	*c	3	0	1	0	0	0	0	0	0	0	0	0	0	0	1	3	1	0	.268
Mar 23	at Rutgers	*c	3	0	0	0	0	0	0	0	0	0	0	0	0	0	0	5	0	0	.254
Mar 24	at Rutgers	*c	4	0	1	0	0	0	0	0	0	0	0	0	0	0	2	4	0	0	.254
Mar 26	BOSTON COLLEGE	*c	4	0	1	1	0	0	0	0	0	0	0	0	0	0	0	12	0	1	.254
Apr 01	CCSU	*c	4	2	3	2	0	0	0	1	0	0	0	0	0	0	0	8	1	0	.282
Apr 05	XAVIER	*c	2	0	1	0	1	0	0	1	0	0	0	0	0	0	0	14	2	0	.288
Apr 06	XAVIER	*dh	3	0	1	2	1	0	0	1	0	0	0	0	0	0	0	0	0	0	.289
Apr 07	XAVIER	*c	3	0	1	0	1	0	0	0	0	0	0	0	0	0	0	12	1	0	.291
Apr 09	BRYANT	*c	4	0	0	0	0	0	0	0	0	0	0	0	0	0	2	11	1	0	.277
Apr 10	MAINE	*dh	3	1	1	0	0	0	0	2	0	0	0	0	0	0	0	0	0	0	.279
Totals		24gs	86	8	24	10	3	0	2	13	0	0	0	3	0	0	15	187	15	3	.279

On base pct. .374 • Slugging pct. .384

#2 Hyde, Ryan - 6 games (All games)

Date	Opponent	Pos	AB	R	H	RBI	2B	3B	HR	BB	SB	CS	HBP	SAC	SF	GDP	K	PO	A	E	Avg
Feb 16	at South Florida	*c	3	0	0	0	0	0	0	0	0	0	0	0	0	0	1	10	1	0	.000
Feb 24	at California	*c	2	0	0	0	0	0	0	0	0	0	0	0	0	0	0	2	0	0	.000
Mar 16	at California Baptist	c	2	1	1	0	0	0	0	1	0	0	0	0	0	0	0	3	0	0	.143
Mar 23	at Rutgers	*c	0	0	0	0	0	0	0	0	0	0	0	0	0	0	0	1	0	0	.143
Mar 27	NORTHEASTERN	*c	4	0	1	2	1	0	0	0	0	0	0	0	0	0	1	8	1	0	.182
Apr 10	MAINE	c	0	1	0	0	0	0	0	1	0	0	0	0	0	0	0	3	0	0	.182
Totals		3gs	11	2	2	2	1	0	0	2	0	0	0	0	0	0	2	27	2	0	.182

On base pct. .308 • Slugging pct. .273

#6 Kron, Drew - 18 games (All games)

Date	Opponent	Pos	AB	R	H	RBI	2B	3B	HR	BB	SB	CS	HBP	SAC	SF	GDP	K	PO	A	E	Avg
Feb 16	vs Louisville	*of	4	0	0	0	0	0	0	0	0	0	0	0	0	0	1	3	0	0	.000
Feb 16	at South Florida	*of	3	0	0	0	0	0	0	0	0	0	0	0	0	1	1	1	0	0	.000
Feb 17	vs Indiana State	*of	2	0	0	0	0	0	0	0	0	0	0	0	0	0	2	1	0	0	.000
Feb 23	at California	*of	2	0	0	0	0	0	0	0	0	0	1	0	0	0	1	3	0	0	.000
Feb 25	at California	pr	0	1	0	0	0	0	0	0	0	0	0	0	0	0	0	0	0	0	.000
Mar 02	at Auburn-2	pr	0	0	0	0	0	0	0	0	1	0	0	0	0	0	0	0	0	0	.000
3/8/2024	at UC Santa Barbara	ph/of	1	0	0	0	0	0	0	0	0	0	0	0	0	0	1	0	0	0	.000
Mar 12	at UCLA	pr	0	0	0	0	0	0	0	0	0	0	0	0	0	0	0	0	0	0	.000
Mar 16	at California Baptist	ph/of	1	0	1	0	0	0	0	0	0	1	0	0	0	0	0	1	0	0	.077
Mar 17	at California Baptist	of	0	0	0	0	0	0	0	0	0	0	0	0	0	0	0	2	0	0	.077
Mar 19	at Rhode Island	*of	3	0	0	0	0	0	0	0	0	0	0	0	0	0	0	1	0	0	.062
Mar 20	LIU	*of	3	2	1	3	0	0	0	2	0	0	0	0	0	0	0	4	0	1	.105
Mar 22	at Rutgers	*of	3	0	0	0	0	0	0	0	0	0	0	0	0	0	0	4	0	0	.091
Mar 23	at Rutgers	*of	3	1	1	0	1	0	0	1	0	0	0	0	0	0	0	1	0	0	.120
Mar 24	at Rutgers	*of	4	0	2	0	0	0	0	0	0	0	0	0	0	0	0	2	0	0	.172
Mar 26	BOSTON COLLEGE	*of	3	0	0	0	0	0	0	0	0	0	0	0	0	0	0	1	0	0	.156
Apr 09	BRYANT	pr	0	1	0	0	0	0	0	0	0	0	0	0	0	0	0	0	0	0	.156
Apr 10	MAINE	ph/of	1	0	0	0	0	0	0	0	0	0	0	0	0	0	0	2	0	0	.152
Totals		10gs	33	5	5	3	1	0	0	3	1	1	1	0	0	1	6	26	0	1	.152

On base pct. .243 • Slugging pct. .182

#37 Malcom, Matt - 22 games (All games)

Date	Opponent	Pos	AB	R	H	RBI	2B	3B	HR	BB	SB	CS	HBP	SAC	SF	GDP	K	PO	A	E	Avg
Feb 24	at California	*dh	3	2	1	2	0	0	1	2	0	0	0	0	0	0	1	0	0	0	.333
Feb 25	at California	*dh	2	0	0	0	0	0	0	1	0	0	0	0	0	0	0	0	0	0	.200
Mar 02	at Auburn-1	1b	1	0	0	0	0	0	0	0	0	0	0	0	0	0	1	0	0	0	.167
Mar 02	at Auburn-2	*c	5	2	3	2	0	0	1	0	0	0	0	0	0	0	1	12	0	0	.364
Mar 03	at Auburn	*dh	4	1	1	1	0	0	1	0	0	0	0	0	0	0	1	0	0	0	.333
3/8/2024	at UC Santa Barbara	*dh	3	0	0	0	0	0	0	0	0	0	0	0	0	0	0	1	0	0	.278
3/9/2024	at UC Santa Barbara	*c	3	1	1	1	0	0	1	0	0	0	0	0	0	0	2	5	1	0	.286
3/10/2024	at UC Santa Barbara	*dh	4	0	0	0	0	0	0	0	0	0	0	0	0	0	2	0	0	0	.240
Mar 12	at UCLA	*dh	1	1	0	0	0	0	0	3	0	0	0	0	0	0	1	0	0	0	.231
Mar 13	at UC Irvine	*c	4	0	1	0	0	0	0	0	0	0	0	0	0	0	1	14	0	0	.233
Mar 15	at California Baptist	dh	2	0	0	0	0	0	0	0	0	0	0	0	0	0	2	0	0	0	.219
Mar 16	at California Baptist	*c	2	1	2	1	1	0	1	0	0	0	0	0	0	0	0	1	0	0	.265
Mar 19	at Rhode Island	*c	4	0	0	1	0	0	0	0	0	0	0	0	1	2	12	0	1	0	.237
Mar 20	LIU	*dh	3	2	0	0	0	0	0	1	0	0	1	0	0	0	1	0	0	0	.220
Mar 22	at Rutgers	*dh	3	0	0	0	0	0	0	0	0	0	0	0	0	0	0	1	0	0	.205
Mar 23	at Rutgers	*dh	2	0	0	0	0	0	0	1	0	0	0	0	0	0	0	0	0	0	.196
Mar 24	at Rutgers	ph/dh	2	0	0	0	0	0	0	0	0	0	0	0	0	0	0	0	0	0	.188
Apr 05	XAVIER	ph	1	1	1	1	1	0	0	0	0	0	0	0	0	0	0	0	0	0	.204
Apr 06	XAVIER	*c	4	1	1	0	1	0	0	0	0	0	0	0	0	0	1	3	0	0	.208
Apr 07	XAVIER	ph	1	0	0	0	0	0	0	0	0	0	0	0	0	0	0	0	0	0	.204
Apr 09	BRYANT	*dh	2	1	0	0	0	0	0	2	0	0	0	0	0	0	0	1	0	0	.196
Apr 10	MAINE	*c	4	3	3	3	0	0	0	0	0	0	0	0	0	0	0	5	0	0	.233
Totals		17gs	60	16	14	12	3	0	5	10	0	0	1	0	0	1	19	52	1	1	.233

On base pct. .352 • Slugging pct. .533

#49 Mayer, Cam - 6 appearances (All games)

Date	Opponent	GS	IP	H	R	ER	BB	SO	2B	3B	HR	WP	BK	HBP	IBB	Score	W-L	Sv	ERA	NP
Feb 16	vs Louisville		0.0	2	1	1	0	0	1	0	0	0	0	2	0	4-3	0-0	0	999.00	16
Feb 23	at California		0.0	2	2	2	1	0	0	0	1	0	0	0	0	4-8	0-0	0	999.00	13
Mar 03	at Auburn		0.2	0	0	0	0	1	0	0	0	0	1	0	2-8	0-0	0	40.50	7	
3/10/2024	at UC Santa Barbara		0.1	0	0	0	0	1	0	0	0	0	0	0	1-12	0-0	0	27.00	6	
Mar 15	at California Baptist		0.1	1	1	1	0	0	0	0	0	0	0	0	1-8	0-0	0	27.00	5	
Apr 10	MAINE		0.1	1	0	0	0	1	0	0	0	0	0	0	20-2	0-0	0	21.60	4	
Totals		0	1.2	6	4	4	1	3	1	0	1	0	0	3	0	32-41	0-0	0	21.60	-

#32 Minick, Tyler - 19 games (All games)

Date	Opponent	Pos	AB	R	H	RBI	2B	3B	HR	BB	SB	CS	HBP	SAC	SF	GDP	K	PO	A	E	Avg
Feb 16	vs Louisville	*3b	4	0	0	0	0	0	0	0	0	0	0	0	0	0	1	0	2	0	.000
Feb 16	at South Florida	*3b	4	0	1	0	0	0	0	0	0	0	0	0	0	0	1	2	3	0	.125
Feb 17	vs Indiana State	*3b	4	0	0	0	0	0	0	0	0	0	0	0	0	1	1	0	1	0	.083
Feb 23	at California	*3b	3	0	0	0	0	0	0	0	0	0	1	0	0	0	1	1	0	0	.067
Feb 24	at California	*3b	3	0	1	1	0	0	0	0	0	0	1	0	1	0	2	1	2	0	.111
Feb 25	at California	*3b	4	0	1	1	0	0	0	0	0	0	0	0	0	0	1	1	0	0	.136
Mar 02	at Auburn-1	*3b/1b	4	0	0	0	0	0	0	0	0	0	0	0	0	0	2	4	0	0	.115
Mar 03	at Auburn	*3b	4	0	0	0	0	0	0	0	0	0	0	0	0	1	0	0	1	1	.100
3/8/2024	at UC Santa Barbara	ph/3b	1	0	0	0	0	0	0	0	0	0	0	0	0	0	1	0	0	0	.097
3/10/2024	at UC Santa Barbara	*3b	3	0	1	0	0	0	0	0	1	0	0	0	0	0	1	0	2	1	.118
Mar 13	at UC Irvine	*dh	4	1	1	0	0	0	0	0	0	0	0	0	0	0	2	0	0	0	.132
Mar 17	at California Baptist	pr/3b	0	1	0	0	0	0	0	0	1	0	0	0	0	0	0	0	0	0	.132
Mar 19	at Rhode Island	*3b	3	0	0	0	0	0	0	0	0	0	0	0	0	0	0	0	5	0	.122
Mar 23	at Rutgers	ph	1	0	0	0	0	0	0	0	0	0	0	0	0	0	1	0	0	0	.119
Mar 27	NORTHEASTERN	3b	2	0	0	0	0	0	0	0	0	0	0	0	0	0	1	0	3	0	.114
Apr 01	CCSU	*3b	3	1	1	4	0	0	1	0	0	0	1	1	0	0	0	1	3	0	.128
Apr 05	XAVIER	*3b	4	1	1	2	0	0	1	0	0	0	0	0	0	1	1	0	2	0	.137
Apr 07	XAVIER	*dh	2	0	1	0	0	0	0	0	0	0	0	0	0	0	1	0	0	0	.151
Apr 10	MAINE	pr/3b	2	0	0	0	0	0	0	0	0	0	0	0	0	0	0	0	0	0	.145
Totals		14gs	55	4	8	8	0	0	2	0	2	0	3	1	1	3	17	10	24	2	.145

On base pct. .186 • Slugging pct. .255

#4 Morton, Korey - 30 games (All games)

Date	Opponent	Pos	AB	R	H	RBI	2B	3B	HR	BB	SB	CS	HBP	SAC	SF	GDP	K	PO	A	E	Avg
Feb 16	vs Louisville	*of	5	1	2	2	0	0	1	0	0	0	0	0	0	0	4	2	0	0	.400
Feb 16	at South Florida	*of	4	0	0	0	0	0	0	0	0	0	0	0	0	0	4	1	0	0	.222
Feb 17	vs Indiana State	*of	4	0	0	0	0	0	0	0	0	0	0	0	0	0	3	2	0	0	.154
Feb 23	at California	*of	5	1	2	0	0	0	0	0	0	0	0	0	0	0	2	0	0	0	.222
Feb 24	at California	*of	5	3	5	4	0	0	1	0	0	1	0	0	0	0	0	4	0	0	.391
Feb 25	at California	*of	5	1	2	0	1	0	0	0	0	0	0	0	0	0	1	0	0	0	.393
Mar 02	at Auburn-1	*of	4	0	1	0	0	0	0	0	0	0	0	0	0	0	0	4	0	0	.375
Mar 02	at Auburn-2	*of	4	1	1	0	1	0	0	0	0	0	0	1	0	0	3	2	0	0	.361
Mar 03	at Auburn	*of	4	0	2	0	1	0	0	1	0	0	0	0	0	0	0	2	0	0	.375
3/8/2024	at UC Santa Barbara	*of	4	0	0	0	0	0	0	0	0	0	0	0	0	0	2	0	0	1	.341
3/9/2024	at UC Santa Barbara	*of	4	0	0	0	0	0	0	0	0	0	0	0	0	0	1	3	0	0	.312
3/10/2024	at UC Santa Barbara	*of	4	0	0	1	0	0	0	0	0	0	0	0	0	0	1	2	0	0	.288
Mar 12	at UCLA	*of	3	0	1	1	1	0	0	0	1	0	1	0	0	0	2	2	0	0	.291
Mar 13	at UC Irvine	*of	5	0	2	0	1	0	0	0	1	0	0	0	0	0	1	3	0	0	.300
Mar 15	at California Baptist	*of	3	1	1	0	0	0	0	1	0	0	0	0	0	0	1	3	0	0	.302
Mar 16	at California Baptist	*of	5	2	3	4	0	0	2	0	0	0	0	0	0	0	0	3	0	0	.324
Mar 17	at California Baptist	*of	4	1	1	0	1	0	0	1	0	0	0	0	0	0	1	0	0	0	.319
Mar 19	at Rhode Island	*of	4	0	1	0	0	0	0	0	0	0	0	0	0	1	1	2	0	0	.316
Mar 20	LIU	*of	5	2	3	1	0	0	0	0	2	0	0	0	0	0	2	2	0	0	.333
Mar 22	at Rutgers	*of	4	0	1	0	0	0	0	0	0	0	0	0	0	0	2	2	0	0	.329
Mar 23	at Rutgers	*of	5	0	3	1	0	0	0	0	1	0	0	0	0	0	1	3	0	0	.344
Mar 24	at Rutgers	*of	4	0	2	1	0	0	0	0	0	1	1	0	0	0	0	3	0	0	.351
Mar 26	BOSTON COLLEGE	*of	4	0	0	1	0	0	0	0	0	1	0	0	0	0	1	3	0	0	.337
Mar 27	NORTHEASTERN	*of	4	0	0	0	0	0	0	0	0	0	0	0	0	0	3	4	0	0	.324
Apr 01	CCSU	*of	2	2	0	1	0	0	0	2	2	0	0	0	1	1	0	2	0	0	.317
Apr 05	XAVIER	*of	3	1	0	0	0	0	0	1	0	0	0	0	0	0	0	0	0	0	.308
Apr 06	XAVIER	*of	3	1	1	1	0	0	0	0	0	1	0	0	1	0	1	5	0	0	.309
Apr 07	XAVIER	*of	4	0	0	0	0	0	0	0	1	0	0	0	0	0	3	2	0	0	.298
Apr 09	BRYANT	*of	5	0	1	1	0	0	0	0	0	0	0	0	0	0	0	0	0	0	.294
Apr 10	MAINE	*of	2	3	1	1	1	0	0	1	0	0	1	0	0	0	0	1	0	0	.298
Totals		30gs	121	20	36	20	7	0	4	7	8	4	3	1	2	2	37	62	0	1	.298

On base pct. .346 • Slugging pct. .455

#1 Padilla, Bryan - 23 games (All games)

Date	Opponent	Pos	AB	R	H	RBI	2B	3B	HR	BB	SB	CS	HBP	SAC	SF	GDP	K	PO	A	E	Avg
Feb 24	at California	*2b	5	1	3	2	0	0	0	0	0	0	0	0	0	0	1	3	1	0	.600
Mar 02	at Auburn-1	3b	1	0	0	0	0	0	0	0	0	0	0	0	0	1	0	0	0	0	.500
Mar 02	at Auburn-2	*3b	4	0	0	0	0	0	0	0	0	0	0	0	0	0	1	1	0	0	.300
Mar 03	at Auburn	*2b	1	0	0	0	0	0	0	3	0	0	0	0	0	0	0	2	2	0	.273
3/8/2024	at UC Santa Barbara	*3b	2	1	1	0	0	0	0	1	0	0	0	0	0	0	0	0	0	1	.308
3/9/2024	at UC Santa Barbara	*3b	3	0	0	0	0	0	0	0	0	0	0	0	0	0	2	0	1	0	.250
Mar 12	at UCLA	*3b	4	0	1	1	0	0	0	0	0	0	0	0	0	0	1	0	5	0	.250
Mar 13	at UC Irvine	*3b	4	0	0	0	0	0	0	0	0	0	0	0	0	0	2	0	1	0	.208
Mar 15	at California Baptist	*3b	3	0	1	1	0	0	0	0	0	0	0	0	1	0	1	1	1	0	.222
Mar 16	at California Baptist	*3b	5	0	2	0	0	0	0	0	0	0	0	0	0	0	0	1	0	0	.250
Mar 17	at California Baptist	*3b	3	0	0	1	0	0	0	1	0	0	0	0	0	1	0	0	0	0	.229
Mar 20	LIU	2b	2	0	0	0	0	0	0	0	0	0	0	0	0	0	1	0	1	1	.216
Mar 22	at Rutgers	*2b	4	0	1	0	0	0	0	0	0	0	0	0	0	0	0	3	2	0	.220
Mar 23	at Rutgers	*2b	5	1	2	2	1	0	1	0	0	0	0	0	0	0	2	3	3	0	.239
Mar 24	at Rutgers	*2b	4	2	2	1	1	0	1	1	0	0	0	0	0	0	0	3	1	0	.260
Mar 26	BOSTON COLLEGE	*2b	3	1	1	1	0	0	0	2	1	0	0	0	0	0	1	3	2	0	.264
Mar 27	NORTHEASTERN	*3b/2b	5	0	1	1	1	0	0	0	0	0	0	0	0	0	0	3	1	0	.259
Apr 01	CCSU	*2b	6	1	2	2	1	0	0	0	0	0	0	0	0	0	0	3	1	0	.266
Apr 05	XAVIER	*2b	4	0	1	0	0	0	0	0	0	0	1	0	0	0	1	2	1	1	.265
Apr 06	XAVIER	*2b	5	1	2	1	1	0	0	0	0	1	0	0	0	0	0	4	5	0	.274
Apr 07	XAVIER	*2b	3	0	0	0	0	0	0	0	0	0	0	1	0	0	0	2	4	0	.263
Apr 09	BRYANT	*2b	4	0	1	1	0	0	0	1	0	0	0	0	0	0	1	0	3	0	.262
Apr 10	MAINE	*2b	5	1	1	2	0	0	1	1	0	0	0	0	0	0	1	0	2	0	.259
Totals		21gs	85	9	22	16	5	0	3	10	1	1	1	1	1	2	15	34	37	3	.259

On base pct. .340 • Slugging pct. .424

#24 Quigley, Michael - 2 appearances (All games)

Date	Opponent	GS	IP	H	R	ER	BB	SO	2B	3B	HR	WP	BK	HBP	IBB	Score	W-L	Sv	ERA	NP
3/8/2024	at UC Santa Barbara		1.0	2	3	2	2	0	0	0	0	1	0	0	0	3-13	0-0	0	18.00	28
Mar 23	at Rutgers		1.0	4	3	3	1	1	0	0	0	0	0	0	0	6-13	0-0	0	22.50	24
Totals		0	2.0	6	6	5	3	1	0	0	0	1	0	0	0	9-26	0-0	0	22.50	-

#42 Quigley, Stephen - 5 games (All games)

Date	Opponent	Pos	AB	R	H	RBI	2B	3B	HR	BB	SB	CS	HBP	SAC	SF	GDP	K	PO	A	E	Avg
Feb 17	vs Indiana State	*p	0	0	0	0	0	0	0	0	0	0	0	0	0	0	0	0	1	0	.000
Feb 25	at California	*p	0	0	0	0	0	0	0	0	0	0	0	0	0	0	0	2	0	0	.000
Mar 17	at California Baptist	*p	0	0	0	0	0	0	0	0	0	0	0	0	0	0	0	2	0	0	.000
Mar 24	at Rutgers	*p	0	0	0	0	0	0	0	0	0	0	0	0	0	0	0	1	4	0	.000
Apr 01	CCSU	*p	0	0	0	0	0	0	0	0	0	0	0	0	0	0	0	0	1	0	.000
Totals		5gs	0	0	0	0	0	0	0	0	0	0	0	0	0	0	0	5	6	0	.000

On base pct. .000 • Slugging pct. .000

#42 Quigley, Stephen - 9 appearances (All games)

Date	Opponent	GS	IP	H	R	ER	BB	SO	2B	3B	HR	WP	BK	HBP	IBB	Score	W-L	Sv	ERA	NP
Feb 17	vs Indiana State	*	5.2	5	1	1	0	5	1	0	0	1	0	1	0	1-2	0-1	0	1.59	78
Feb 25	at California	*	6.0	4	2	1	3	4	0	0	0	0	0	1	0	4-5	0-1	0	1.54	95
Mar 03	at Auburn	*	4.2	7	3	3	2	2	1	0	1	0	0	0	0	2-8	0-2	0	2.76	78
3/10/2024	at UC Santa Barbara	*	3.0	7	7	6	2	5	0	0	1	0	0	2	0	1-12	0-3	0	5.12	84
Mar 13	at UC Irvine	*	2.0	1	0	0	1	2	0	0	0	0	0	0	0	5-0	0-3	0	4.64	36
Mar 17	at California Baptist	*	4.0	5	1	1	2	5	0	0	1	0	0	0	0	6-2	0-3	0	4.26	78
Mar 24	at Rutgers	*	9.0	5	1	1	1	4	1	0	1	0	0	0	0	5-1	1-3	0	3.41	95
Apr 01	CCSU	*	3.2	8	5	5	3	4	1	0	1	0	0	0	0	14-6	1-3	0	4.26	85
Apr 07	XAVIER	*	7.0	7	0	0	2	7	0	0	0	0	0	0	0	1-0	1-3	0	3.60	87
Totals		8	45.0	49	20	18	16	38	4	0	5	1	0	4	0	39-36	1-3	0	3.60	-

#40 Quinn, Braden - 4 games (All games)

Date	Opponent	Pos	AB	R	H	RBI	2B	3B	HR	BB	SB	CS	HBP	SAC	SF	GDP	K	PO	A	E	Avg	
3/9/2024	at UC Santa Barbara	p	0	0	0	0	0	0	0	0	0	0	0	0	0	0	0	0	0	1	0	.000
Mar 17	at California Baptist	p	0	0	0	0	0	0	0	0	0	0	0	0	0	0	0	0	1	0	0	.000
Mar 26	BOSTON COLLEGE	p	0	0	0	0	0	0	0	0	0	0	0	0	0	0	0	0	1	0	0	.000
Apr 01	CCSU	p	0	0	0	0	0	0	0	0	0	0	0	0	0	0	0	0	1	0	0	.000
Totals		Ogs	0	0	0	0	0	0	0	0	0	0	0	0	0	0	0	0	3	1	0	.000

On base pct. .000 • Slugging pct. .000

#40 Quinn, Braden - 14 appearances (All games)

Date	Opponent	GS	IP	H	R	ER	BB	SO	2B	3B	HR	WP	BK	HBP	IBB	Score	W-L	Sv	ERA	NP
Feb 17	vs Indiana State		0.2	0	1	1	1	0	0	0	0	0	0	0	0	1-2	0-0	0	13.50	13
Feb 23	at California		0.1	0	0	0	0	1	0	0	0	0	0	0	0	4-8	0-0	0	9.00	4
Feb 25	at California		1.2	0	0	0	0	3	0	0	0	0	0	0	0	4-5	0-0	0	3.38	20
Mar 02	at Auburn-2		1.0	1	1	1	2	1	1	0	0	0	0	0	0	8-4	0-0	0	4.91	28
Mar 03	at Auburn		0.1	1	0	0	0	1	0	0	0	0	0	0	0	2-8	0-0	0	4.50	10
3/9/2024	at UC Santa Barbara		1.1	2	1	0	1	1	0	0	0	0	0	0	1	3-4	0-1	0	3.38	17
Mar 12	at UCLA		3.0	0	0	0	1	7	0	0	0	0	1	0	0	5-2	0-1	1	2.16	53
Mar 17	at California Baptist		1.2	2	1	1	1	2	0	0	0	0	0	0	0	6-2	0-1	1	2.70	26
Mar 19	at Rhode Island		2.2	0	0	0	0	5	0	0	0	0	0	0	0	1-4	0-1	1	2.13	28
Mar 26	BOSTON COLLEGE		2.1	3	2	0	0	4	0	0	0	1	0	1	0	4-7	0-1	1	1.80	49
Apr 01	CCSU		1.0	2	1	0	0	1	0	0	0	0	0	0	0	14-6	0-1	1	1.69	21
Apr 06	XAVIER		1.2	1	0	0	2	2	0	0	0	0	0	0	0	8-2	0-1	1	1.53	28
Apr 07	XAVIER		1.0	1	0	0	0	3	0	0	0	0	0	0	0	1-0	1-1	1	1.45	18
Apr 09	BRYANT		2.1	0	0	0	3	4	0	0	0	1	0	0	0	12-1	1-1	1	1.29	39
Totals		0	21.0	13	7	3	11	35	1	0	0	2	1	1	1	73-55	1-1	1	1.29	-

#44 Schild, Ben - 1 game (All games)

Date	Opponent	Pos	AB	R	H	RBI	2B	3B	HR	BB	SB	CS	HBP	SAC	SF	GDP	K	PO	A	E	Avg	
Mar 13	at UC Irvine	*p	0	0	0	0	0	0	0	0	0	0	0	0	0	0	0	0	1	0	0	.000
Totals		1gs	0	0	0	0	0	0	0	0	0	0	0	0	0	0	0	0	1	0	0	.000

On base pct. .000 • Slugging pct. .000

#44 Schild, Ben - 8 appearances (All games)

Date	Opponent	GS	IP	H	R	ER	BB	SO	2B	3B	HR	WP	BK	HBP	IBB	Score	W-L	Sv	ERA	NP
Feb 16	vs Louisville		2.2	0	0	0	0	3	0	0	0	0	0	0	0	4-3	1-0	0	0.00	36
Feb 24	at California		2.0	3	4	4	2	1	0	0	1	0	0	0	0	12-15	1-0	0	7.71	44
Mar 02	at Auburn-2		0.2	0	0	0	3	1	0	0	0	0	0	0	0	8-4	1-0	0	6.75	27
3/10/2024	at UC Santa Barbara		0.2	1	0	0	0	0	1	0	0	0	0	0	0	1-12	1-0	0	6.00	10
Mar 13	at UC Irvine	*	6.0	1	0	0	2	9	0	0	0	0	0	1	0	5-0	2-0	0	3.00	106
Mar 20	LIU	*	2.0	6	5	4	2	0	3	0	0	0	0	0	0	14-8	2-0	0	5.14	54
Mar 26	BOSTON COLLEGE	*	3.2	3	3	2	5	2	0	0	0	1	0	0	0	4-7	2-0	0	5.09	68
Apr 09	BRYANT	*	3.1	3	1	1	1	3	0	0	0	1	0	1	0	12-1	3-0	0	4.71	50
Totals		4	21.0	17	13	11	15	19	4	0	1	2	0	2	0	60-50	3-0	0	4.71	-

#9 Shpur, Caleb - 25 games (All games)

Date	Opponent	Pos	AB	R	H	RBI	2B	3B	HR	BB	SB	CS	HBP	SAC	SF	GDP	K	PO	A	E	Avg	
Feb 16	vs Louisville	pr	0	1	0	0	0	0	0	0	1	0	0	0	0	0	0	0	0	0	0	.000
Feb 17	vs Indiana State	ph/of	1	0	0	0	0	0	0	0	0	0	0	0	0	0	1	0	0	0	0	.000
Feb 23	at California	ph/of	1	0	0	0	0	0	0	0	0	0	0	0	0	0	0	0	0	0	0	.000
Feb 24	at California	*of	5	2	1	1	0	0	0	0	1	0	0	0	1	0	2	1	0	0	0	.143
Feb 25	at California	*of	4	0	2	0	0	0	0	1	0	0	0	0	0	0	0	3	0	0	0	.273
Mar 02	at Auburn-1	*of	4	0	0	0	0	0	0	0	0	0	0	0	0	0	0	2	0	0	0	.200
Mar 02	at Auburn-2	*of	3	1	0	0	0	0	0	2	1	0	0	0	0	0	1	3	0	0	0	.167
Mar 03	at Auburn	*of	3	0	0	0	0	0	0	0	0	0	0	0	0	0	0	2	0	0	0	.143
3/8/2024	at UC Santa Barbara	ph	1	0	1	0	1	0	0	0	0	0	0	0	0	0	0	0	0	0	0	.182
3/9/2024	at UC Santa Barbara	of	1	1	1	1	0	0	1	0	0	0	0	0	0	0	0	0	0	0	0	.217
3/10/2024	at UC Santa Barbara	*of	3	0	0	0	0	0	0	0	0	0	0	0	0	0	0	3	0	0	0	.192
Mar 12	at UCLA	*of	3	0	0	0	0	0	0	0	0	0	1	0	0	0	0	2	0	0	0	.172
Mar 13	at UC Irvine	*of	3	1	2	0	0	0	0	1	0	0	0	0	0	0	0	2	0	0	0	.219
Mar 15	at California Baptist	*of	2	0	0	0	0	0	0	1	1	0	0	0	0	0	1	1	0	0	0	.206
Mar 20	LIU	pr	0	1	0	0	0	0	0	0	0	0	0	0	0	0	0	0	0	0	0	.206
Mar 23	at Rutgers	ph	1	0	0	0	0	0	0	0	0	0	0	0	0	0	1	0	0	0	0	.200
Mar 24	at Rutgers	*of	2	2	1	0	0	0	0	2	1	0	0	1	0	0	0	3	0	0	0	.216
Mar 26	BOSTON COLLEGE	*of	4	1	0	0	0	0	0	1	0	0	0	0	0	0	0	3	0	0	0	.195
Mar 27	NORTHEASTERN	*of	4	1	2	3	1	0	0	0	0	0	0	0	0	0	0	2	0	0	0	.222
Apr 01	CCSU	*of	3	2	1	0	0	0	0	1	2	0	1	0	0	1	0	2	0	0	0	.229
Apr 05	XAVIER	*of	3	0	0	0	0	0	0	1	0	0	0	0	0	0	0	0	0	0	0	.216
Apr 06	XAVIER	*of	3	1	1	0	1	0	0	1	1	0	0	0	0	0	1	2	0	0	0	.222
Apr 07	XAVIER	*of	3	1	2	0	0	0	0	0	1	0	0	0	0	0	0	2	1	0	0	.246
Apr 09	BRYANT	*of	3	2	1	1	0	0	0	1	0	0	0	0	0	0	0	1	5	0	0	.250
Apr 10	MAINE	*of	3	3	1	2	0	0	0	0	1	0	2	0	0	0	0	1	0	0	0	.254
Totals		18gs	63	20	16	8	3	0	1	12	10	0	4	1	1	1	8	39	1	0	0	.254

On base pct. .400 • Slugging pct. .349

#26 Simmons, T.C. - 13 games (All games)

Date	Opponent	Pos	AB	R	H	RBI	2B	3B	HR	BB	SB	CS	HBP	SAC	SF	GDP	K	PO	A	E	Avg	
Feb 16	vs Louisville	*dh	4	0	1	0	0	0	0	0	0	0	0	0	0	0	1	0	0	0	0	.250
Feb 16	at South Florida	*dh	4	0	0	0	0	0	0	0	0	0	0	0	0	0	1	0	0	0	0	.125
Feb 17	vs Indiana State	*dh	2	0	0	0	0	0	0	2	0	0	0	0	0	0	0	0	0	0	0	.100
Feb 23	at California	*dh	4	0	0	0	0	0	0	0	0	0	1	0	0	0	1	0	0	0	0	.071
Feb 25	at California	ph	1	0	0	0	0	0	0	0	0	0	0	0	0	0	0	0	0	0	0	.067
Mar 03	at Auburn	ph	1	0	0	0	0	0	0	0	0	0	0	0	0	0	0	0	0	0	0	.062
3/8/2024	at UC Santa Barbara	*of	3	0	0	0	0	0	0	0	0	0	0	0	0	0	1	2	0	0	0	.053
3/9/2024	at UC Santa Barbara	*of	2	0	0	0	0	0	0	0	0	0	0	0	0	0	2	4	0	0	0	.048
Mar 16	at California Baptist	*of	2	0	0	0	0	0	0	2	0	0	0	0	0	0	1	2	0	0	0	.043
Mar 17	at California Baptist	*of	2	1	1	0	0	0	0	0	0	0	1	1	0	0	0	4	0	0	0	.080
Mar 23	at Rutgers	ph/of	3	1	1	0	1	0	0	0	0	0	0	0	0	0	0	1	0	0	0	.107
Mar 24	at Rutgers	*dh	2	0	0	0	0	0	0	0	0	0	0	0	0	0	2	0	0	0	0	.100
Apr 10	MAINE	ph/of	2	0	2	2	1	1	0	0	0	0	0	0	0	0	0	2	0	0	0	.156
Totals		9gs	32	2	5	2	2	1	0	4	0	0	2	1	0	0	9	15	0	0	0	.156

On base pct. .289 • Slugging pct. .281

#11 Studley, Jake - 29 games (All games)

Date	Opponent	Pos	AB	R	H	RBI	2B	3B	HR	BB	SB	CS	HBP	SAC	SF	GDP	K	PO	A	E	Avg
Feb 16	vs Louisville	*of	4	1	2	1	0	0	1	0	0	0	0	0	0	0	0	2	1	0	.500
Feb 16	at South Florida	*of	3	1	1	1	0	0	0	1	0	0	0	0	0	0	0	2	0	0	.429
Feb 17	vs Indiana State	*of	4	0	2	0	0	0	0	0	0	0	0	0	0	0	1	2	0	0	.455
Feb 23	at California	*of	4	1	2	1	0	0	1	1	0	0	0	0	0	0	1	1	0	1	.467
Feb 24	at California	*of	4	2	1	1	0	0	1	2	1	0	0	0	0	0	1	2	0	0	.421
Feb 25	at California	*of	4	0	0	0	0	0	0	0	0	0	1	0	0	0	2	5	0	0	.348
Mar 02	at Auburn-1	*of	4	1	2	1	0	0	1	0	0	0	0	0	0	0	1	3	0	0	.370
Mar 02	at Auburn-2	*of	5	0	1	0	0	0	0	0	1	0	0	0	0	0	1	3	0	0	.344
Mar 03	at Auburn	*of	5	0	1	0	0	0	0	0	0	0	0	0	0	0	1	2	0	0	.324
3/8/2024	at UC Santa Barbara	*of	3	0	1	0	1	0	0	2	0	0	0	0	0	0	0	1	1	0	.325
3/9/2024	at UC Santa Barbara	*of	4	0	0	0	0	0	0	0	0	0	0	0	0	0	1	3	0	0	.295
3/10/2024	at UC Santa Barbara	*of	3	0	1	0	1	0	0	0	0	0	1	0	0	0	1	3	0	0	.298
Mar 12	at UCLA	*of	5	0	0	0	0	0	0	0	0	0	0	0	0	0	3	0	0	0	.269
Mar 13	at UC Irvine	*of	3	0	0	0	0	0	0	1	0	0	0	1	0	0	0	1	0	0	.255
Mar 15	at California Baptist	*of	3	0	0	0	0	0	0	1	0	0	0	0	0	0	2	1	0	0	.241
Mar 16	at California Baptist	*of	5	1	1	2	0	0	1	0	0	0	0	0	0	0	0	6	0	0	.238
Mar 17	at California Baptist	*of	2	2	2	0	0	0	0	2	0	0	0	0	0	0	0	1	0	1	.262
Mar 19	at Rhode Island	*of	3	0	1	0	0	0	0	0	0	0	0	0	0	0	0	0	0	0	.265
Mar 20	LIU	*of	4	1	0	0	0	0	0	0	0	0	1	0	0	0	0	4	0	0	.250
Mar 22	at Rutgers	*of	3	0	0	0	0	0	0	0	0	1	0	0	0	0	1	4	0	0	.240
Mar 23	at Rutgers	*of	2	0	0	0	0	0	0	0	0	0	0	0	0	0	2	3	0	0	.234
Mar 26	BOSTON COLLEGE	*dh	3	0	0	0	0	0	0	0	0	0	1	0	0	0	1	0	0	0	.225
Mar 27	NORTHEASTERN	*of	4	3	3	0	0	0	0	0	0	0	0	0	0	0	0	2	0	0	.250
Apr 01	CCSU	*of	5	3	4	0	2	0	0	1	0	1	0	0	0	0	1	1	0	0	.281
Apr 05	XAVIER	*of	5	0	0	0	0	0	0	0	0	0	0	0	0	0	3	4	0	0	.266
Apr 06	XAVIER	*of	4	1	2	0	0	0	0	0	0	0	0	0	0	0	0	1	0	0	.276
Apr 07	XAVIER	*of	4	0	1	0	1	0	0	0	0	0	0	0	0	0	2	0	0	0	.275
Apr 09	BRYANT	*of	4	2	2	3	0	0	0	0	0	0	1	0	0	0	0	0	0	0	.283
Apr 10	MAINE	*of	3	1	1	1	0	0	1	1	0	0	0	0	0	0	1	1	0	0	.284
Totals		29gs	109	20	31	11	5	0	6	12	2	2	5	1	0	0	26	58	2	2	.284

On base pct. .381 • Slugging pct. .495

#18 Sullivan, Jack - 1 game (All games)

Date	Opponent	Pos	AB	R	H	RBI	2B	3B	HR	BB	SB	CS	HBP	SAC	SF	GDP	K	PO	A	E	Avg
3/8/2024	at UC Santa Barbara	p	0	0	0	0	0	0	0	0	0	0	0	0	0	0	0	0	1	0	.000
Totals		0gs	0	0	0	0	0	0	0	0	0	0	0	0	0	0	0	0	1	0	.000

On base pct. .000 • Slugging pct. .000

#18 Sullivan, Jack - 6 appearances (All games)

Date	Opponent	GS	IP	H	R	ER	BB	SO	2B	3B	HR	WP	BK	HBP	IBB	Score	W-L	Sv	ERA	NP
Feb 24	at California		1.1	1	0	0	1	1	0	0	0	0	0	0	0	12-15	0-0	0	0.00	27
Mar 03	at Auburn		1.0	1	1	1	0	2	0	0	1	0	0	0	0	2-8	0-0	0	3.86	16
3/8/2024	at UC Santa Barbara		1.1	3	3	1	0	3	0	0	1	0	0	1	0	3-13	0-0	0	4.91	32
Mar 17	at California Baptist		0.2	0	0	0	0	2	0	0	0	0	0	0	0	6-2	1-0	0	4.15	11
Mar 19	at Rhode Island		0.1	1	2	2	1	1	0	0	1	0	0	0	0	1-4	1-0	0	7.71	14
Apr 10	MAINE		1.0	1	0	0	1	1	0	0	0	0	0	0	0	20-2	1-0	0	6.35	17
Totals		0	5.2	7	6	4	3	10	0	0	3	0	0	1	0	44-44	1-0	0	6.35	-

#23 Tammaro, Paul - 30 games (All games)

Date	Opponent	Pos	AB	R	H	RBI	2B	3B	HR	BB	SB	CS	HBP	SAC	SF	GDP	K	PO	A	E	Avg
Feb 16	vs Louisville	*ss	3	1	1	1	0	0	1	1	0	0	0	0	0	0	2	3	4	0	.333
Feb 16	at South Florida	*ss	2	1	1	0	1	0	0	1	0	0	1	0	0	0	1	1	2	2	.400
Feb 17	vs Indiana State	*ss	4	1	2	0	1	0	0	0	1	0	0	0	0	0	0	2	1	0	.444
Feb 23	at California	*ss	4	0	0	0	0	0	0	1	0	0	0	0	0	0	2	1	2	0	.308
Feb 24	at California	*ss	6	1	2	0	0	0	0	0	0	0	0	0	0	0	1	1	1	1	.316
Feb 25	at California	*ss	4	0	1	0	0	0	0	1	0	0	0	0	0	0	2	3	1	1	.304
Mar 02	at Auburn-1	*ss	4	0	1	0	1	0	0	0	0	0	0	0	0	1	0	0	4	0	.296
Mar 02	at Auburn-2	*ss	3	2	2	0	0	0	0	1	3	0	1	0	0	0	1	1	1	0	.333
Mar 03	at Auburn	*ss	3	1	0	0	0	0	0	1	0	0	0	0	0	0	0	1	0	0	.303
3/8/2024	at UC Santa Barbara	*ss	5	0	1	1	0	0	0	0	0	0	0	0	0	0	1	2	1	0	.289
3/9/2024	at UC Santa Barbara	*ss	4	0	0	0	0	0	0	0	0	0	0	0	0	0	3	1	3	0	.262
3/10/2024	at UC Santa Barbara	*ss	4	0	1	0	0	0	0	0	0	0	0	0	0	0	1	2	2	0	.261
Mar 12	at UCLA	*ss	2	2	1	0	1	0	0	3	2	0	0	0	0	0	0	0	0	0	.271
Mar 13	at UC Irvine	*ss	4	0	2	0	0	0	0	0	0	1	1	0	0	0	0	1	2	0	.288
Mar 15	at California Baptist	*ss	3	0	0	0	0	0	0	1	0	1	0	0	0	0	1	1	3	0	.273
Mar 16	at California Baptist	*ss	3	1	0	0	0	0	0	1	0	1	1	0	0	1	1	1	4	0	.259
Mar 17	at California Baptist	*ss	5	0	4	0	0	0	0	0	1	2	0	0	0	1	0	0	2	0	.302
Mar 19	at Rhode Island	*ss	1	1	0	0	0	0	0	1	0	0	2	0	0	0	1	0	1	0	.297
Mar 20	LIU	*ss	5	2	2	4	0	0	1	0	0	0	0	0	0	0	1	2	1	0	.304
Mar 22	at Rutgers	*ss	3	0	0	0	0	0	0	1	0	0	0	0	0	0	1	0	4	0	.292
Mar 23	at Rutgers	*ss	4	1	1	0	0	0	0	0	0	0	1	0	0	0	2	2	2	0	.289
Mar 24	at Rutgers	*ss	5	1	2	1	1	0	0	0	0	0	0	0	0	0	0	2	2	0	.296
Mar 26	BOSTON COLLEGE	*ss	2	0	1	0	0	0	0	2	1	0	0	0	0	0	0	0	2	0	.301
Mar 27	NORTHEASTERN	*ss	4	0	0	0	0	0	0	0	0	0	0	0	0	0	2	1	1	0	.287
Apr 01	CCSU	*ss	4	2	3	2	0	0	0	0	0	1	1	0	0	0	0	2	2	0	.308
Apr 05	XAVIER	*ss	4	0	0	0	0	0	0	0	0	0	0	0	0	0	0	0	3	0	.295
Apr 06	XAVIER	*ss	4	1	2	0	0	0	0	0	0	0	0	0	0	0	1	2	3	0	.303
Apr 07	XAVIER	*ss	3	0	1	1	0	0	0	1	0	0	0	0	0	0	0	1	2	3	.304
Apr 09	BRYANT	*ss	3	1	1	0	1	0	0	0	0	1	2	0	0	0	0	2	1	0	.305
Apr 10	MAINE	*ss	3	2	1	1	0	0	0	2	2	0	0	0	0	0	2	1	2	0	.306
Totals		30gs	108	21	33	11	6	0	2	18	10	7	10	0	0	3	27	37	60	4	.306

On base pct. .449 • Slugging pct. .417

#45 Turner, Tommy - 2 appearances (All games)

Date	Opponent	GS	IP	H	R	ER	BB	SO	2B	3B	HR	WP	BK	HBP	IBB	Score	W-L	Sv	ERA	NP
Feb 23	at California		0.0	0	0	0	1	0	0	0	0	0	0	0	0	4-8	0-0	0	0.00	5
Apr 10	MAINE		0.2	1	0	0	0	1	0	0	0	0	0	0	0	20-2	0-0	0	0.00	13
Totals		0	0.2	1	0	0	1	1	0	0	0	0	0	0	0	24-10	0-0	0	0.00	-

#21 Van Emon, Gabe - 3 games (All games)

Date	Opponent	Pos	AB	R	H	RBI	2B	3B	HR	BB	SB	CS	HBP	SAC	SF	GDP	K	PO	A	E	Avg
Mar 02	at Auburn-2	p	0	0	0	0	0	0	0	0	0	0	0	0	0	0	0	0	2	1	.000
3/9/2024	at UC Santa Barbara	*p	0	0	0	0	0	0	0	0	0	0	0	0	0	0	0	1	0	0	.000
Mar 22	at Rutgers	*p	0	0	0	0	0	0	0	0	0	0	0	0	0	0	0	0	2	0	.000
Totals		2gs	0	0	0	0	0	0	0	0	0	0	0	0	0	0	0	1	4	1	.000

On base pct. .000 • Slugging pct. .000

#21 Van Emon, Gabe - 9 appearances (All games)

Date	Opponent	GS	IP	H	R	ER	BB	SO	2B	3B	HR	WP	BK	HBP	IBB	Score	W-L	Sv	ERA	NP
Feb 16	vs Louisville		0.1	1	2	2	1	0	0	0	0	0	0	0	0	4-3	0-0	0	54.00	11
Feb 17	vs Indiana State		1.0	0	0	0	0	2	0	0	0	0	0	0	0	1-2	0-0	0	13.50	11
Feb 24	at California		2.0	1	1	0	2	2	0	0	0	0	0	1	0	12-15	0-0	0	5.40	35
Mar 02	at Auburn-2		5.1	3	0	0	2	6	1	0	0	0	0	1	0	8-4	1-0	0	2.08	96
3/9/2024	at UC Santa Barbara	*	7.0	4	1	1	0	5	1	0	0	0	1	0	0	3-4	1-0	0	1.72	101
Mar 15	at California Baptist	*	5.0	5	3	3	3	9	0	0	2	0	0	2	0	1-8	1-1	0	2.61	95
Mar 22	at Rutgers	*	6.0	6	3	3	2	2	0	0	1	0	0	0	0	0-3	1-2	0	3.04	69
Mar 27	NORTHEASTERN	*	4.1	4	6	4	2	4	1	0	0	0	0	3	0	6-7	1-3	0	3.77	71
Apr 05	XAVIER	*	2.2	8	9	9	2	3	0	1	1	1	0	0	0	5-9	1-4	0	5.88	65
Totals		5	33.2	32	25	22	14	33	3	1	4	1	1	7	0	40-55	1-4	0	5.88	-

The Last Time

UConn Swept Series Against Ranked Team at Home	vs. No. 19 Rutgers, April 23-24, 2010
UConn Swept Three-Game Series	vs. Seton Hall, May 5-7, 2023
UConn Swept Three-Game Conference Series	vs Seton Hall, May 5-7, 2023
UConn Swept Four-Game Series	vs. Seton Hall, May 20-22, 2021
UConn Swept Four-Game Conference Series	vs. Seton Hall, May 20-22, 2021
UConn Swept Four-Game Series Away From Home	Michigan State (Greenville, S.C.) 3/15-17, 2019
UConn Swept Three-Game Series Away From Home	at FAU, March 3-5, 2023
UConn Came Back In Final At-Bat	4/15/2023 at Xavier (down 2 in 9th)
UConn Won In Extra Innings	vs. Rutgers (11 Inns), March. 24, 2023
UConn Played In 0-0 Game That Went To Extras	at Florida, March 7, 2014
UConn Played 14 Innings Or More	15, vs. Memphis, April 26, 2015
UConn Played 20 Innings Or More	20, vs. UMass, May 13, 1972
UConn Played Consecutive Extra-Inning Games	at Florida, March 8-9, 2014
UConn Played Three-Straight Extra Inning Games	at Florida, March 7-9, 2014
UConn Played Over Four Hours	4:00, 5/30/2021, vs. Xavier
UConn Played Over Five Hours	5:28, 4/26/2021, at Xavier
UConn Played A Game Under Two Hours (Nine Innings)	1:50, at Cincinnati, April 20, 2018
Opponent Sweeps Huskies in 4-Game Series	at Texas Tech, March 12-15, 2021
Opponent Sweeps Huskies in 3-Game Series	at UCSB, March 8-10, 2024
Opponent Sweeps Huskies in Storrs	No. 24 ECU, May 6-8, 2016
UConn Sweeps Doubleheader	Louisville/USF, Feb. 16, 2024
UConn Swept In Doubleheader	vs. USF, May 11, 2019
Most Extra-Inning Games In A Season	10, 2014

The Last Time

Player Hit A Grand Slam	Tyler Minick, 4/1/2024 vs. CCSU
Player Led Off Game With Home Run	David Smith, at San Diego State, 3/19/2023
Player Hit For The Cycle	Brian Esposito, vs. Holy Cross, 4/15/1999
Player Hit 2 Home Runs	Luke Broadhurst, 4/9/2024 vs. Bryant
Player Hit 3 Home Runs	Mike Olt, vs. Seton Hall, 5/20/2010
Player Hit 4 Home Runs	Brian Packin (1999), Jeff Uccello (1996)
Player Hit An Inside-The-Park Home Run	Korey Morton, 3/31/2023 vs. UMBC
Player Had 8 At-Bats	Vinny Siena (8), vs. Indiana, 2/16/2013
Player Scored 4 Runs	Bryan Padilla, 3/12/2023 at Hawai'i
Player Scored 5 Runs	Zach Bushling, 3/8/2021 vs. Coastal Carolina
Player Had 4 Hits	Paul Tammaro, 3/17/2024 at Cal Baptist
Player Had 5 Hits	Korey Morton, 2/24/2024 at California
Player Had 6 Hits Or More	
Player Had 6 RBIs	Ben Huber, vs. UMass, 4/19/2022
Player Had 7 RBIs	Pat Winkel, 5/21/2021 at Seton Hall
Player Had 10 RBIs Or More	Brian Packin (10), St. John's, 4/14/1999
Player Had Three Doubles	Ben Huber, vs. Yale, 4/27/2022
Player Had Two Triples	T.C. Simmons, 4/5/2022 vs. CCSU
Player Had 10-14 Total Bases	Luke Broadhurst, 4/14/2023 at Xavier (10)
Player Had 15+ Total Bases	Jeff Uccello (18), Boston College, 4/21/1996
Player Walked 3 Times	Matt Malcom, 3/12/2024 at UCLA
Player Walked 4 Times	David Smith, 4/21/2023 vs. Georgetown
Player Was Hit By Pitch 3 or More Times	Anthony Prato (3), at Cincinnati, April 22, 2018
Player Had Two Sac Bunts Or More	Korey Morton (2), April 26, 2021, at Xavier
Player Had Two Sac Flies Or More	Christian Fedko (2), at Presbyterian, 3/7/2020
Player Stole Three Bases	Paul Tammaro (3), at Auburn, March 3, 2024
UConn Stole Four or More Bases	6, at Auburn, 3/3/2024
UConn Stole Eight Or More Bases	8, vs. Georgetown, April 17, 2010
UConn Walked 15 Or More Times	16, 3/12/2023 at Hawai'i

The Last Time

UConn Was Hit By 5 Or More Pitches	5, May 18, 2021 at URI
UConn Hit Three Home Runs In An Inning	vs. Maine (2nd Inning), April 10, 2024
UConn Hit Four Homers	4, April 11, 2024 vs. Maine
UConn Hit Five Homers	5, March 26, 2023 vs. Rutgers
UConn Hit Six Home Runs Or More	
UConn Hit Back-To-Back Homers	Minick & Dalena, Xavier, 4/5/2024
UConn Hit Back-To-Back-To-Back HR's	Bushling, K. Fedko, Crawford, 4/3/2021 vs. UMass
UConn Won On Walk-Off HR	Luke Broadhurst(9th inn.), May 13, 2023, Butler
UConn Won On Walk-Off Hit (Non HR)	Korey Morton (Single), vs. Louisville, 2/16/2024
An Opponent Hit Three Homers	
An Opponent Hit Walk-Off Homer	Alex Helmin (B9, 3-run HR), 4/27/2021 at Xavier
Pitching Categories	
Pitcher Threw A No-Hitter	
Pitcher Threw A Perfect Game	
Pitcher Threw A One-Hitter	Anthony Marzi, 5/5/2012, Cincinnati
Pitcher Threw A Two-Hitter	
Pitcher Threw A Complete Game (7 Inn)	Austin Peterson, 4/10/2021, Georgetown (7 Inn)
Pitcher Threw A Complete Game (9 Inns)	Stephen Quigley, at Rutgers, 3/24/2024
Pitcher Threw More Than 9 Innings	
Pitcher Threw Complete Game Shutout	Garrett Coe, at Cal Baptist, 3/16/2024
Pitcher Struck Out 10-11	Garrett Coe (11), 2/23/2024, at California
Pitcher Struck Out 12-13	Austin Peterson (13), 2/18/2022, at USF
Pitcher Struck Out 14-15	Ben Casparius (15), 4/9/2021, Georgetown (7 Inn)
Pitcher Struck Out 16 Or More	
UConn Pitchers Struck Out 20+ (9 Inn)	20, February 18, 2022 at USF
UConn Pitchers Struck Out 20 or More	22, March 7, 2021 at Coastal Carolina (12 inns)
Opposing Pitcher Pitched A CG (9 Inns)	Grant Schuermann, UCF, March 29, 2019
Opposing Pitcher Struck Out 14 Or More	Jake Agnos, ECU, April 18, 2019
Pitcher Started 5-0	Austin Peterson & Ian Cooke (5-0), 2022
Pitcher Recorded 10 Wins	Austin Peterson & Pat Gallagher (11), 2023

The Last Time

Pitcher Recorded 12 Wins Or More	Colin McLaughlin (12), 1979
UConn Pitchers Recorded A Shutout	at Cal Baptist, March 16, 2024
UConn Was Shut Out	at Rutgers, March. 22, 2024
UConn Recorded A Shutout In Back-To-Back Games	vs. Georgetown, April 9-10, 2021
UConn Was Shut Out In Back-To-Back Games	vs. No. 10 Louisville, Doubleheader, May 11, 2013
UConn Did Not Walk A Batter	at Villanova April 29, 2023
Fielding Categories	
Player Committed 3 Errors	Troy Stefanski, Tulane, April 2, 2016
Player Committed 4 Or More Errors	
UConn Committed Zero Errors In a Series	vs. UMBC (3/31/2023-4/2/2023)
UConn Committed 4 Errors	4, vs. Cincinnati, April 7, 2019
UConn Committed 5 Errors	5, at Presbyterian, March 8, 2020
UConn Committed 6 Errors or More	
Opposing Team Committed 5 Errors or More	at ECU (5), April 2, 2017
Scoring & Miscellaneous Categories	
UConn Recorded 20 Hits Or More	20, at Hawai'i, March 11, 2023
UConn Scored 20 Runs Or More	28, vs. UMass, April 19, 2022
UConn Scored 30 Runs Or More	32, at URI, April 25 1997
UConn Scored 10 Runs Or More In An Inn.	10 (2nd inning), at Columbia, April 4, 2023
UConn Came Back From 7 Runs or More	Trailed 9-2 entering 8th at Xavier (4/25/2021)
UConn Beat the No. 1 Ranked Team	vs. No. 1 Michigan (Port. St. Lucie, Fla.), 2/23/20
UConn Beat Top-5 Ranked Team	vs. No. 4 Louisville (Lakeland, Fla), 2/17/2019
UConn Beat Top-10 Ranked Team	vs. No. 8 Michigan (Scottsdale, AZ), 2/16/20
UConn Beat Ranked Team	at No. 22 UC Irvine, March 13, 2024
UConn Beat Ranked Team At Home	vs. No. 9 ECU, May 18, 2018
UConn Beat Ranked Team On Road	at No. 22 UC Irvine, March 13, 2024
UConn Won Series Against Ranked Team	No. 1 Michigan (Port. St. Lucie, Fla.), 2/21-23/2020
UConn Swept Series Against Ranked Team	at No. 16 ECU, March 31-April 2, 2017
UConn Won Series Against Ranked Team at Home	vs. No. 9 ECU, May 17-18, 2018