

2024 SCHEDULE

FEBRUARY

Date	Team	Location	Time
16	USF	Tampa, Fla.	6 pm
17	Indiana State	Tampa, Fla.	12 pm
18	Louisville	Tampa, Fla.	9 am
23	California	Berkeley, Calif.	9:05 pm
24	California	Berkeley, Calif.	5:05 pm
25	California	Berkeley, Calif.	4:05 pm

March

1	Auburn	Auburn, Ala.	TBA
2	Auburn	Auburn, Ala.	2 pm
3	Auburn	Auburn, Ala.	2 pm
8	UCSB	Santa Barbara, Calif.	7:05 pm
9	UCSB	Santa Barbara, Calif.	6:05 pm
10	UCSB	Santa Barbara, Calif.	4:05 pm
12	UCLA	Westwood, Calif.	9 pm
13	UC Irvine	Irvine, Calif.	9 pm
15	Cal Baptist	Riverside, Calif.	9 pm
16	Cal Baptist	Riverside, Calif.	8 pm
17	Cal Baptist	Riverside, Calif.	3 pm
19	Rhode Island	Kingston, R.I.	3 pm
20	LIU	Elliot Ballpark, Storrs, CT	3:05 pm
22	Rutgers	Piscataway, N.J.	4 pm
23	Rutgers	Piscataway, N.J.	2 pm
24	Rutgers	Piscataway, N.J.	1 pm
26	Boston College	Elliot Ballpark, Storrs, CT	3:05 pm
27	Northeastern	Elliot Ballpark, Storrs, CT	3:05 pm

April

1	CCSU	Elliot Ballpark, Storrs, CT	3:05 pm
2	Columbia	Elliot Ballpark, Storrs, CT	3:05 pm
5	Xavier*	Elliot Ballpark, Storrs, CT	3:05 pm
6	Xavier*	Elliot Ballpark, Storrs, CT	2:05 pm
7	Xavier*	Elliot Ballpark, Storrs, CT	11:05 am
9	Bryant	Elliot Ballpark, Storrs, CT	3:05 pm
10	Maine	Elliot Ballpark, Storrs, CT	3:05 pm
12	St. John's*	Elliot Ballpark, Storrs, CT	6:05 pm
13	St. John's*	Elliot Ballpark, Storrs, CT	2:05 pm
14	St. John's*	Elliot Ballpark, Storrs, CT	1:05 pm
16	Kansas State	Elliot Ballpark, Storrs, CT	6:05 pm
17	Boston College	Chestnut Hill, Mass.	TBA
19	Georgetown*	Tysons, Va.	6 pm
20	Georgetown*	Tysons, Va.	6 pm
21	Georgetown*	Tysons, Va.	1 pm
23	UMass	Elliot Ballpark, Storrs, CT	6:05 pm
24	Hofstra	Elliot Ballpark, Storrs, CT	3:35 pm
26	Villanova*	Elliot Ballpark, Storrs, CT	6:05 pm
27	Villanova*	Elliot Ballpark, Storrs, CT	2:05 pm
28	Villanova*	Elliot Ballpark, Storrs, CT	1:05 pm

May

3	Seton Hall*	South Orange, N.J.	4 pm
4	Seton Hall*	South Orange, N.J.	1 pm
5	Seton Hall*	South Orange, N.J.	12 pm
7	Northeastern	Brookline, Mass.	1 pm
10	Creighton*	Elliot Ballpark, Storrs, CT	6:05 pm
11	Creighton*	Elliot Ballpark, Storrs, CT	2:05 pm
12	Creighton*	Elliot Ballpark, Storrs, CT	TBA
14	Cincinnati	Cincinnati, Ohio	11 am
16	Butler*	Indianapolis, Ind.	3 pm
17	Butler*	Indianapolis, Ind.	3 pm
18	Butler*	Indianapolis, Ind.	1 pm

* BIG EAST Conference Game

& BIG EAST Championship

Home Games Played at Elliot Ballpark, Unless Otherwise Noted (all times eastern)

Feb. 16-18 | USF Baseball Tournament

Tampa, Fla. | ESPN+/MIXLR



UConn Huskies

2023 Record	44-17
2023 Home	18-4
2023 Away/Neutral	18-8/8-5
2023 BIG EAST	15-5
2023 Batting Avg.	.302
2023 Team ERA	4.91
Head Coach	Jim Penders (UConn '94)
Record	700-449-5, 20 seasons



USF Bulls

2023 Record	21-39
2023 Home	10-22
2023 Away/Neutral	9-15/2-2
2023 American	7-17
2023 Batting Avg.	.275
2023 Team ERA	6.82
Head Coach	Billy Mohl
Years at Florida	7th Season



Indiana State Sycamores

2023 Record	45-17
2023 Home	22-4
2023 Away/Neutral	21-9/2-4
2023 MVC	24-3
2023 Batting Avg.	.272
2023 Team ERA	3.84
Head Coach	Mitch Hannahs
Years at Texas Tech	11th Season



Louisville Cardinals

2023 Record	29-28
2023 Home	12-14
2023 Away/Neutral	8-12/9-2
2023 ACC	18-12
2023 Batting Avg.	.280
2023 Team ERA	64.39
Head Coach	Dan McDonnell
Years at FAMU	18th Season

UConn put itself on the national scene this past decade by making nine NCAA Tournaments, earning five at-large bids, winning the 2011 Clemson Regional and 2022 College Park Regional, producing five MLB First Round picks and seven former Huskies making their MLB Debut

-The Huskies are one of 12 teams to reach nine NCAA Regionals since 2010 and make five-straight.

The Huskies recorded back-to-back 40 win regular seasons for the first time in program history in 2022/2023.



2024 Roster

No.	Name	Elig.	Pos.	B/T	Ht.	Wt.	Hometown	High School/Last Team
1	Bryan Padilla	4YR Jr.	INF	R/R	5'10	205	Brooklyn, N.Y.	Poly Prep
2	Ryan Hyde	5YR Sr.	C	R/R	6'1	215	Berlin, Conn.	Berlin
3	Rob Rispoli	Fr.	INF	R/R	5'10	175	Staten Island, N.Y.	Monsignor Farrell
4	Korey Morton	Sr.	OF	R/R	6'1	179	Norwalk, Conn.	Brien McMahon
5	Matt Garbowski	Jr.	C	L/R	6'0	216	New Fairfield, Conn.	New Fairfield
6	Drew Kron	So.	OF	R/R	6'1	184	Hebron, Conn.	Xavier
7	Ryan Daniels	So.	INF	L/R	6'0	200	Meriden, Conn.	St. Paul Catholic
9	Caleb Shpur	Gr.	OF	R/R	5'10	189	East Canaan, Conn.	Housatonic/Endicott
10	Jude Abbadessa	So.	RHP	R/R	5'11	202	Endicott, N.Y.	Union Endicott
11	Jake Studley	Gr.	OF	R/R	5'11	206	Barrington, R.I.	Moses Brown/Wheaton
12	Sean Finn	Fr.	RHP	R/R	5'9	188	Warrenton, Pa.	Springside Chestnut Hil
13	Charlie West	Fr.	LHP	L/L	5'11	182	South Setauket, N.Y.	Ward Melville
15	Hector Alejandro	4YR So.	RHP	R/R	6'1	215	Naugatuck, Conn.	Naugatuck
18	Jack Sullivan	Jr.	RHP	R/R	6'0	208	Carmel, N.Y.	Carmel
20	Luke Broadhurst	Gr.	INF	R/R	6'2	220	Stafford Springs, Conn.	UConn/Eastern Conn. St.
21	Gabe Van Emon	Gr.	LHP	L/L	6'2	211	Lexington, Mass.	Lexington/Endicott
22	Ian Cooke	Jr.	RHP	R/R	6'1	249	New Milford, Conn.	Canterbury School
23	Paul Tammaro	Gr.	INF	R/R	6'0	192	Rivervale, N.J.	Oswego State
24	Michael Quigley	Sr.	RHP	R/R	5'11	183	Halifax, Mass	UMass Lowell
25	Thomas Ellisen	RSO.	RHP	R/R	6'4	215	Kimberly, Wisc.	Kimberly
26	T.C. Simmons	6YR Sr.	OF	L/L	6'0	192	El Cajon, Calif.	Santana/ Grossmont JC
27	Joe Carrea	Jr.	RHP	R/R	6'2	214	Cranford, N.J.	Cranford
30	Frank Spirito IV	Fr.	RHP	R/R	6'0	210	Bristol, Conn.	Bristol Central
31	Devin Wolff	Fr.	RHP	R/R	6'5	228	Ellington, Conn.	Kingswood Oxford
32	Tyler Minick	Fr.	INF	R/R	6'0	206	Reading, Pa.	Governor Miffling
34	Brady Afthim	Jr.	RHP	R/R	6'0	211	Windham, Maine	Windham
36	Brett Davino	Fr.	INF	L/R	6'0	177	Woodbury, Conn.	Nonnewaug
37	Matt Malcom	Gr.	C	R/R	5'8	224	East Lyme, Conn.	East Lyme/Eastern Conn St.
38	Garrett Coe	5YR Sr.	LHP	L/L	6'6	267	Lakeside, Conn.	The Gunnery
39	Kyle Peters	Fr.	RHP	R/R	6'0	215	Hazleton, Pa.	Hazleton Area
40	Braden Quinn	Jr.	LHP	L/L	6'3	228	New Fairfield, Conn.	New Fairfield
41	Ryan VanDeWater	RFr.	RHP	R/R	6'1	189	Poughkeepsie, N.Y.	Our Lady of Lourdes
42	Stephen Quigley	Gr.	RHP	R/R	6'0	201	Halifax, Mass.	Wheaton College
43	Maddix Dalena	So.	1B	L/R	6'3	239	Cogan Station, Pa.	Montoursville Area
44	Ben Schild	Fr.	RHP	R/R	6'2	231	Lincroft, N.J.	Middletown South
45	Tommy Turner	Fr.	RHP	R/R	6'0	197	Coventry, R.I.	Coventry
46	Niko Brini	So.	OF	L/L	5'9	191	Plymouth, Mass.	Boston College High
47	Alex Mach	Jr.	RHP	R/R	6'0	192	Rockfall, Conn.	Coginchaug/UConn Avery Pt.
48	Michael Oates	Fr.	C	R/R	5'7	200	North Weymouth, Mass.	Xaverian Brothers
49	Cameron Mayer	Gr.	RHP	R/R	6'4	231	Syosset, N.Y.	Syosset/Tufts
50	Kieran Finnegan	Gr.	LHP	L/L	6'4	238	West Nyack, N.Y.	Clarkstown South/Oswego St.
51	Giovanni Conte	Fr.	RHP	R/R	6'0	166	Albany, N.Y.	Colonie
53	Joe Cinnella	Gr.	LHP	L/L	6'1	191	Mahwah, N.J.	Mahwah/Seton Hall
54	Thomas Galusha	Fr.	RHP	R/R	6'3	242	Middlebury, Conn.	Salisbury School

Head Coach: Jim Penders (UConn '94), 21st season

Associate Head Coach: Jeff Hourigan (UConn '05), 13th season

Recruiting Coordinator/Pitching Coach: Joshua MacDonald (UConn '06), 13th season

Volunteer Assistant Coach: Chris Podeszwa (UConn '93), 21st season

Athletic Trainer: Catie Dann (UConn '05), Second Season

Director of Baseball Operations: Chris Jones (UConn '14), Fifth Season

Pronunciations

Abbadessa – Ab-UH-Dessa
 Afthim – Af-Thumb
 Brini – Bree-KNEE
 Carrea- CUH-Ray-Ya
 Cinnella – Sin-Ella
 Coe – CO
 Dalena – DUH-lay-nuh
 Galusha – Guh-LOU-Sha
 Mayer- Mayor

Padilla – Puh-DEE-ya
 Podeszwa – Puh-DEZ-wuh
 Rispoli – Ris-POLE-ee
 Schild – SH-ild
 Shpur – SPUR
 Tammaro – TUH-Mare-Oh
 VanDeWater – Van-DUH-Water
 Van Emon – Van EH-mon

Quick Facts

UConn Baseball

Head Coach	Jim Penders (UConn '94, G'98)
Overall Career Record.....	700-449-5, 20 seasons
Record at UConn	700-449-5, 21st season
Assistant Coach/Recruiting Coordinator	Jeff Hourigan (UConn '05), 13th Season
Assistant Coach/Pitching Coach	Joshua MacDonald (UConn '06, LIU G'09), 13th Season
Volunteer Assistant Coach.....	Chris Podeszwa (UConn '93, SCSU G'03), 21st Season
Director of Baseball Operations	Chris Jones (UConn '14) 5th Season
Athletic Trainer	Catie Dann
Office Phone	(860) 486-4089
Home Field	Elliot Ballpark
Field Dimensions	330-380-400-372-330
2023 Final Record	44-17
2023 BIG EAST Conference record.....	15-5

The University of Connecticut

Location	Storrs, Conn.
Founded	1881
Enrollment.....	31,119
Colors	National Flag Blue (Navy) & White
Nickname	Huskies, UConn
Conference	BIG EAST Conference
President	Radenka Maric
Director of Athletics	David Benedict
Athletic Phone	(860) 486-2725
Athletic Fax.....	(860) 486-2727

Athletic Communications

Athletic Communications Assistants	Chris Jones
Baseball Contact.....	Chris Jones (UConn '14)
Cell Phone	860-938-6191
Email.....	christopher.jones@uconn.edu
Athletics Website.....	UConnHuskies.com

ALL MEDIA REQUESTS FOR COACH PENDERS OR STUDENT-ATHLETES MUST GO THROUGH THE OFFICE OF ATHLETIC COMMUNICATIONS. INTERVIEWS WITH STUDENT-ATHLETES ON GAME DAY PRIOR TO GAME ACTION WILL ONLY BE GRANTED AT THE DISCRETION OF THE UCONN COACHING STAFF. PENDERS AND SELECT STUDENT-ATHLETES WILL BE AVAILABLE TO MEDIA FOLLOWING ALL HOME CONTESTS AFTER THE TEAM BREAKS THE POSTGAME HUDDLE. PLEASE ALLOW 24 HOURS NOTICE FOR SPECIAL MEDIA REQUESTS.

Statistical Leaders

2023 Stat Leaders

Batting Average Dom Freeberger .346		Hits Dom Freeberger 85		Runs David Smith 70	
Home Runs Ben Huber 17		RBIs Ben Huber 66		Stolen Bases David Smith 39	
On Base % Ben Huber .442		Slugging % Ben Huber .688		OPS Ben Huber 1.130	
Walks David Smith 45		Doubles Ben Huber 21		Triples Korey Morton 3	
ERA Zach Fogell 1.89		Innings Stephen Quigley 76.1		Strikeouts S. Quigley/Sears 74	
AVG/Against Justin Willis .190		Wins Zach Fogell 8		Saves Justin Willis 12	
WHIP (min 4 IP) Zach Fogell 1.17		K/9 IP Andrew Sears 11.34		Appearances Zach Fogell 36	
Pickoffs Andrew Sears 3		K:BB Stephen Quigley 74:29		Caught Stealing Matt Garbowski 12	

News and Notes

Winning Culture.. The Huskies are 128-52 over the last three seasons, ranking third in college baseball with a .711 winning percentage. The Huskies only trail Tennessee (.759) and Arkansas (.728) during that stretch.

UConn is one of 12 teams to reach five-straight NCAA Tournaments and make nine total NCAA Regionals since 2010. A list that features Arkansas, Dallas Baptist, ECU, LSU, UNC, Oregon State, Oklahoma State, Florida, Stanford, Southern Miss and Vanderbilt.

The Huskies have won 504 games from 2010-2023, ranking 26th in the country during that span. Louisville ranks fourth with 584 wins (1. Vanderbilt (614)). UConn also plays the No. 19 team on that list, UCLA (517).

40 Win Campaigns.. The Huskies have rattled off back-to-back 40 win regular seasons for the first time in program history. The Huskies 94 victories are the most in back-to-back seasons in program history. In 2022, the Huskies won a program record 50 wins en route to the program's second Super Regional appearance.

Power Conference Dubs... Since 2010, UConn is 87-75 against teams currently in "Power 5" Conferences. Last season the Huskies are 6-5 with a series split against Ohio State, a season series split with Boston College (1-1) a home series sweep against Rutgers and lost to Texas Tech and No. 2 Florida in the Gainesville Regional. Wins during the stretch include Clemson, Texas, Oregon State, Texas Tech, Oklahoma, Nebraska, Oklahoma State, Michigan and Virginia.

UConn has 15 games scheduled against Power 5 schools with Louisville and Boston College from the ACC, Cal and UCLA from the Pac-12, Rutgers from the Big Ten, Auburn from the SEC and Kansas State and Cincinnati from the Big 12

Target on Back.. The Huskies have been picked as the pre-season favorite in the BIG EAST Baseball poll. UConn has won three-straight BIG EAST regular season titles and two of last three BIG EAST tournament championships. OF Jake Studley was picked as Preseason BIG EAST Player of the Year and RHP Stephen Quigley was selected as Preseason BIG EAST Pitcher of the Year.

Huskies vs. Opponents.. The Huskies face off against a pair of old conference foes with their matchups against the Bulls and Cardinals.

UConn is 30-34 all-time vs. USF with the last meeting coming on Opening Day in 2022. Casey Dana hit a 10th inning home run off current Philadelphia Phillie Phanatic Kerkering, to lift the Huskies to 5-4 win.

The Huskies are 1-1 all-time against Indiana State with the last meeting coming in 2014.

UConn is 13-19 in its series with Louisville with the last game taking place in Tampa in 2022. The Huskies rode a stellar performance on the mound from Enzo Stefanoni to a 9-2 win.

Offensive Success.. Last season the Huskies had extreme team success when scoring six or more runs in a game (41-5), stole multiple bases in a game (27-3) or when the offense walked/HBP more than they struck out (23-2). UConn also was exceptional with two outs last season, hitting .322 with 43.7%

of runs scored with two outs.

Comeback Kids.. The Huskies have registered 11 wins last season when they have trailed after five innings.

Key Returners... Despite the Huskies losing some key pieces from their 2023 NCAA Tournament run. UConn brings back SS Paul Tammaro, INF Bryan Padilla, 2B Ryan Daniels, OF Corey Morton, OF Jake Studley, DH Luke Broadhurst and C Matt Garbowski. T.C. Simmons missed the majority of the 2023 season and is back in the UConn outfield in 2024. 1B Maddix Dalena and OF Drew Kron both got their feet wet in 2023 and will be relied upon during 2024. The lineup will have to replace Ben Huber, Dominic Freeberger and David Smith's production.

On the mound, RHP Stephen Quigley, LHP Garrett Coe, RHP Ian Cooke, RHP Tommy Ellisen, RHP Brady Afthim, LHP Braden Quinn, RHP Jack Sullivan. The Huskies will have to replace RHP Justin Willis, RHP Devin Kirby, LHP Andrew Sears and LHP Zach Fogell.

Portal Shopping... The Huskies have utilized the transfer portal to bring in impact players for the upcoming campaign. LHP Gabe Van Emon (Endicott), Caleb Shpur (Endicott), Matt Malcom (E. Connecticut), Joe Cinnella (Seton Hall) and Kieran Finnegan (SUNY Oswego), Cam Mayer (Tufts) and Alex Mach (UConn Avery Point) join transfer from last year; OF Jake Studley (Wheaton College), RHP Stephen Quigley (Wheaton College), RHP Michael Quigley (UMass Lowell), INF Luke Broadhurst (E. Connecticut) and Paul Tammaro (SUNY Oswego),

Longest Tenured Staff in Division I.. The UConn baseball staff consisting of head coach Jim Penders, assistants Jeff Hourigan, Josh MacDonald and volunteer assistant Chris Podeszwa have now been together for 13 seasons. They are currently the longest tenured staff in Division I baseball.

2024 Captains... Garrett Coe and Ryan Hyde were voted captains for the 2024 campaign.

MacDonald's All-Americans... UConn has had a ton of success on the mound under 13th year pitching coach Josh MacDonald. The Huskies have had eight All-Americans on the mound during MacDonald's tenure. Carson Cross ('15), Anthony Kay ('16), John Russell ('17), Mason Feole ('18), P.J. Poulin ('18) and Jake Wallace ('19), Ian Cooke ('22) and Austin Peterson ('22) all earned All-America honors under Coach Mac. MacDonald was recognized after the 2022 by receiving D1Baseball.com Assistant Coach of the Year honors.

Success at The Doug.. The Huskies opened their new home, Elliot Ballpark, in 2021 and the new digs has provided a big home field advantage. UConn has gone 50-9 the past three seasons in Storrs.

Connecticut Under Penders... In its 20 seasons of competition under the watch of head coach Jim Penders, UConn owns a 700-449-4 record, advancing to nine NCAA Tournaments and winning the four BIG EAST regular season titles (2011, 2021, 2022, 2023), three BIG EAST Tournament titles (2013, 2021, 2022) and an American Athletic Conference Tournament Championship in 2016. The Huskies have also hosted a regional (2010) and won a pair of regionals in 2011 (Clemson) and 2022 (College Park).

News and Notes

Coach Penders became the all-time winningest coach at UConn after capturing his 557th victory at Tulane on May 16, 2019 to move past his old coach and mentor Andy Baylock. Since 2004, the Huskies have boasted 11 All-Americans. UConn has secured 15 30-win seasons under Penders and received four at-large bids to the NCAA Tournament. Penders hit the 700 win mark with a victory against Florida A&M in the 2023 Gainesville Regional.

MLB Pipeline... Connecticut established a new program-record with five former Huskies in Major League Baseball at one time during the 2015 season. The Huskies matched that total again in 2018 with five UConn alums on MLB rosters at the end of the 2018 season (Ahmed, Andreoli, Barnes, Oberg, Springer). The Huskies had alums win World Series titles in back-to-back seasons. In 2017, George Springer won World Series MVP en route to the Astros winning the Commissioner's trophy and Matt Barnes took home the hardware with the Red Sox in 2018. Anthony Kay became the seventh Husky since 2013 to make his MLB debut, appearing for the Toronto Blue Jays in 2019. In 2020, the Huskies had eight players on the 60-man MLB rosters that Major League Baseball utilized for the Covid season.

MLB Draft Picks... Since the draft's inception in 1965, 112 Connecticut players have been selected/signed by major league teams. Under Jim Penders, 72 Huskies have been drafted or signed by MLB clubs, including five (Andrew Sears, David Smith, Zach Fogell, Devin Kirby, Dominic Freeberger) in the last season. The Huskies have also had five first round picks (Mike Olt, George Springer, Matt Barnes, Anthony Kay and Reggie Crawford) since 2010. 20 players finished the 2023 spring training with an MLB organization.

BIG EAST Conference

Standings

Team	Record	Win %	GB	Overall	Overall %	Streak
UConn*\$	15-5	.750		40-13	.755	W2
Xavier*	14-7	.667	1.5	34-22	.607	L2
Seton Hall*	13-8	.619	2.5	31-22	.585	W6
Georgetown*	10-10	.500	5	29-25	.537	W2
Creighton	10-11	.476	5.5	25-24	.510	L7
St. John's	8-12	.400	7	28-25	.528	W3
Villanova	7-13	.350	8	14-37	.275	L3
Butler	5-16	.238	10.5	12-43	.218	L3

\$ BIG EAST Regular Season Champ

* Clinched bid to BIG EAST Championship

Preseason Poll

	Team	Points
1	<i>UConn (6)</i>	<i>48</i>
2.	<i>Xavier (2)</i>	<i>44</i>
3.	<i>Seton Hall</i>	<i>35</i>
4.	<i>Georgetown</i>	<i>29</i>
4.	<i>Creighton</i>	<i>29</i>
6.	<i>St. John's</i>	<i>17</i>
7.	<i>Butler</i>	<i>14</i>
8.	<i>Villanova</i>	<i>8</i>

First-place votes in parenthesis



Weekly Honors

National Rankings

Week #	D1	Baseball America	USA Today	NCBWA	Collegiate
Preseason				RV	

Weekly Honors

Accolades



UConn In The NCAA Tournament

23 NCAA Tournament Appearances | 38-46 Overall Record

1957	NCAA District I Playoffs		
	Springfield	L	4-9
	Springfield	W	4-3
	Springfield	W	5-0
	NCAA College World Series		
	Texas	L	0-3
	Florida State	W	5-3
	Iowa State	L	2-5
1958	NCAA District I Playoffs		
	Dartmouth	W	1-0
	Dartmouth	W	10-0
	Holy Cross	L	1-2
1959	Declared District I Champions		
	NCAA College World Series		
	Penn State	L	3-5
	Western Michigan	L	6-14
1960	NCAA District I Playoffs		
	Boston College	L	1-2
1961	NCAA District I Playoffs		
	Boston College	L	1-4
	Springfield	W	3-1
	Boston College	W	3-2
	Boston College	L	14-4
1963	NCAA District I Playoffs		
	Providence	W	4-3
	Providence	L	3-4
	Providence	L	6-10
1965	NCAA District I Playoffs		
	Holy Cross	W	7-4
	Holy Cross	L	0-5
	Holy Cross	W	7-0
	NCAA College World Series		
	St. Louis	L	1-2
	Lafayette	W	6-4
	Washington State	L	2-3
1968	NCAA District I Playoffs		
	Providence	W	2-0
	Harvard	L	0-3
	Boston University	W	8-2
	Harvard	L	2-3
1970	NCAA District I Playoffs		
	Providence	W	8-0
	Dartmouth	L	2-8
	Dartmouth	L	3-12
1972	NCAA District I Playoffs		
	Northeastern	W	5-2
	Harvard	W	8-5
	Harvard	W	11-2
	NCAA College World Series		
	Texas	W	3-0
	Southern California	L	4-5
	Temple	L	4-7
1977	NCAA District I Playoffs		
	Temple	L	7-9
	Cornell	L	7-9
1979	NCAA District I Playoffs		
	Navy	W	5-4
	St. John's	L	3-6
	Nebraska	W	15-0
	St. John's	W	14-4
	St. John's	W	4-0
	NCAA College World Series		
	Texas	L	5-11
	Fullerton-State	L	3-8

1990	NCAA Northeast Regional		
	Georgia	L	2-7
	Rutgers	L	5-15
1993	NCAA Midwest Regional		
	Oklahoma State	L	5-9
	Fordham	L	0-5
1994	NCAA Midwest II Regional		
	Georgia Tech	L	0-7
	Long Beach State	L	9-16
2010	NCAA Norwich Regional		
	No. 3 Oregon	L	3-5
	No. 4 Central Connecticut	W	25-5
	No. 3 Oregon	L	3-4
2011	NCAA Clemson Regional		
	No. 3 Coastal Carolina	L	1-13
	No. 4 Sacred Heart	W	13-3
	No. 3 Coastal Carolina	W	12-6
	No. 1 Clemson	W	7-6
	No. 1 Clemson	W	14-1
	(Clemson Regional Champions)		
	NCAA Super Regionals		
	No. 1 South Carolina	L	1-5
	No. 1 South Carolina	L	2-8
2013	NCAA Blacksburg Regional		
	No. 1 Virginia Tech	W	5-2
	No. 2 Oklahoma	L	3-5 (12)
	No. 1 Virginia Tech	L	1-3
2016	NCAA Gainesville Regional		
	No. 2 Georgia Tech	W	7-6
	No. 1 Florida	L	5-6
	No. 2 Georgia Tech	L	5-7
2018	NCAA Conway Regional (Regional Final)		
	Washington	L	1-7
	LIU Brooklyn	W	10-3
	Coastal Carolina	W	6-5
	Washinton	L	6-9
2019	NCAA Oklahoma City Regional (Regional Final)		
	Nebraska	L	5-8
	Harvard	W	10-2
	Nebraska	W	16-1
	Oklahoma State	W	5-2
	Oklahoma State	L	1-3
2021	NCAA South Bend Regional		
	Michigan	W	6-1
	Notre Dame	L	3-26
	Central Michigan	L	9-14
2022	NCAA College Park Regional		
	Wake Forest	W	8-7
	Maryland	W	10-5
	Maryland	L	6-7 (11)
	Maryland	W	11-8
	NCAA Stanford Super Regionals		
	Stanford	W	13-12
	Stanford	L	2-8
	Stanford	L	5-10
2023	NCAA Gainesville Regional		
	Texas Tech	L	2-3
	Florida A&M	W	9-6
	Florida	L	2-8

UConn In Conference Tournaments (1985-2013 BIG EAST, 2014-2019 American Athletic, 2021-Present BIG EAST)

23 Tournament Appearances | 53-35 Overall Record

1985	Bristol, Conn. ** Georgetown W 11-9 (10) St. John's L 5-6 Seton Hall L 2-8	2012	Clearwater, Fla. USF W 7-2 Louisville W 4-1 USF L 0-1 USF L 1-2
1987	Bristol, Conn. Seton Hall L 2-6 St. John's L 4-13	2013	Clearwater, Fla. BIG EAST TOURNAMENT CHAMPIONS Louisville W 3-2 (12) USF W 8-7 Rutgers W 2-1 *Notre Dame W 8-1
1989	Bristol, Conn. Seton Hall L 2-8 Providence L 3-5 (11)	2014	Clearwater, Fla. UCF L 7-2 Houston W 7-1 Temple L 9-4
1990	Bristol, Conn. BIG EAST TOURNAMENT CHAMPIONS Seton Hall W 11-3 Villanova W 1-0 *Seton Hall W 4-3	2015	Clearwater, Fla. Tulane L 3-1 UCF W 4-1 (11) Tulane W 7-6 East Carolina L 4-2
1992	Bristol, Conn. BIG EAST TOURNAMENT RUNNER-UP Seton Hall W 14-2 Providence L 2-13 Seton Hall W 4-3 Providence W 11-8 *Providence L 3-5	2016	Clearwater, Fla. AMERICAN TOURNAMENT CHAMPIONS Memphis W 6-2 USF W 9-1 Memphis L 5-9 Memphis W 5-0 Houston* W 7-2
1993	Bristol, Conn. BIG EAST TOURNAMENT RUNNER-UP Seton Hall L 5-6 Villanova W 10-5 Seton Hall W 10-9 *St. John's L 0-9	2017	Clearwater, Fla. Cincinnati W 12-3 Houston L 6-7 Memphis W 7-5 Houston L 3-13
1994	Bristol, Conn. BIG EAST TOURNAMENT CHAMPIONS Pittsburgh W 4-3 Seton Hall W 3-0 Seton Hall L 1-6 *Seton Hall W 4-2	2018	Clearwater, Fla. AMERICAN TOURNAMENT RUNNER-UP Cincinnati W 6-2 Wichita State W 7-4 USF L 0-13 (7) USF W 3-2 ECU L 3-4
2000	Bridgewater, N.J. Seton Hall L 2-8 Rutgers L 7-8	2019	Clearwater, Fla. AMERICAN TOURNAMENT RUNNER-UP Houston W 4-3 Wichita State W 9-7 Wichita State W 8-3 Cincinnati L 5-22
2006	Clearwater, Fla. Cincinnati W 6-2 Louisville L 10-12 Rutgers L 5-9	2021	Mason, Ohio. BIG EAST TOURNAMENT CHAMPIONS Xavier W 11-1 Creighton W 2-0 Xavier L 4-5 Xavier W 10-6
2007	Brooklyn, N.Y. BIG EAST TOURNAMENT RUNNER-UP St. John's L 1-2 Pittsburgh W 5-2 St. John's W 8-7 USF W 3-0 USF W 2-0 *Rutgers L 6-7	2022	Mason, Ohio. BIG EAST TOURNAMENT CHAMPIONS Georgetown W 4-0 Creighton W 7-1 Xavier W 7-2
2009	Clearwater, Fla. BIG EAST TOURNAMENT RUNNER-UP West Virginia W 6-1 USF W 4-2 USF W 10-8 *Louisville L 3-11	2023	Mason, Ohio. BIG EAST TOURNAMENT RUNNER-UP Georgetown W 5-4 Xavier L 2-10 Georgetown W 10-1 Xavier W 6-4 Xavier L 3-7
2010	Clearwater, Fla. BIG EAST TOURNAMENT RUNNER-UP Cincinnati W 9-6 Rutgers L 5-6 Pittsburgh W 7-2 Rutgers W 11-10 (10) Rutgers W 7-4 *St. John's L 0-3	** In 1985, UConn finished the regular season at the top of the BIG EAST North Division with a record of 11-7 in conference play but the league did not crown a BIG EAST Regular Season Champion annually until the 1990 season.	
2011	Clearwater, Fla. Notre Dame W 4-2 Seton Hall L 3-4 (12) Notre Dame W 9-3 Seton Hall L 2-12		

SHUTDOWN INNINGS

Date	Opponent	# of Inns/Opp
------	----------	---------------

2022: 79%
2023: 69%

BIG INNINGS (Three Runs +)

Opponent	Inning	Runs
----------	--------	------

2022: 71
2023: 56

HOME RUN BREAKDOWN

NO.	PLAYER (# OF HR)	OPPONENT ON BASE OUTS
-----	------------------	-----------------------

COMEBACK WINS (5th & Beyond)

Opponent	Deficit (s)	Final Score
----------	-------------	-------------

2022: 3
2023: 11

LINEUPS

Opponent	SP	1	2	3	4	5	6	7	8	9
----------	----	---	---	---	---	---	---	---	---	---

Pro Huskies

Player	Years at UConn	Organization	2023 Level
George Springer	2009-11	Toronto Blue Jays	MLB
Nick Ahmed	2009-11	Arizona Diamondbacks	MLB
Matt Barnes	2009-11	Miami Marlins	MLB
Max McDowell	2013-15	New York Yankees	AA
Anthony Kay	2014-16	Toronto Blue Jays	AAA
Tim Cate	2016-18	Washington Nationals	AA
P.J. Poulin	2016-18	Colorado Rockies	AAA
Jake Wallace	2017-19	Boston Red Sox	AA
Anthony Prato	2017-19	Minnesota Twins	AA
Nick Krauth	2020	Texas Rangers	AAA
Ben Casparius	2020-21	Los Angeles Dodgers	AA
Pat Winkel	2019-21	Minnesota Twins	AA
Kyler Fedko	2019-21	Minnesota Twins	High A
Caleb Wurster	2018-21	Miami Marlins	High A
Andrew Marrero	2020-21	St. Louis Cardinals	High A
Reggie Crawford	2020-22	San Francisco Giants	A
Austin Peterson	2021-22	Cleveland Guardians	A
Pat Gallagher	2020-22	Toronto Blue Jays	TBD
Casey Dana	2022	Los Angeles Angels	High A
Matt Donlan	2022	Boston Red Sox	AA
Erik Stock	2022	Seattle Mariners	High A

NOTES

- UConn has 22 former Huskies currently in MLB organizations.
- Matt Barnes helped the Boston Red Sox win the 2018 World Series. The second-straight World Series champion coming from UConn.
- George Springer won a World Series title with the Houston Astros and was named World Series Most Valuable Player in 2017. Springer set World Series records in extra-base hits (8), consecutive games with a home run (4), total bases (29) OPS (1.471) and tied Reggie Jackson and Chase Utley for most home runs in a single Fall Classic (5).
- Nick Ahmed won his second-straight Gold Glove at shortstop for the Diamondbacks in 2019
- Anthony Kay made his Major League Debut on September 7, 2019 at Tampa. He picked up his first MLB win on Sept. 19 at Baltimore.

UConn vs...

American	0-0
America East	0-0
Atlantic 10	0-0
Atlantic Coast	0-0
Big 12	0-0
BIG EAST	0-0
Big Ten	0-0
Big West	0-0
CAA	0-0
Ivy League	0-0
Missouri Valley	0-0
NEC	0-0
Pac-12	0-0
SEC	0-0
WAC	0-0
Connecticut	0-0
New England	0-0
Ranked Teams	0-0

Game-By-Game Results

Date	Opponent	Score	Inns	Overall	Conference	Pitcher of record	Attend	Time
Feb 17, 2023	vs Ohio State	L 0-3	9	0-1-0	0-0-0	COOKE (L 0-1)	3685	2:25
Feb 18, 2023	vs Ohio State	w 9-6	9	1-1-0	0-0-0	SULLIVAN (W 1-0)	307	3:09
Feb 19, 2023	vs Ohio State	w 8-6	9	2-1-0	0-0-0	FOGELL (W 1-0)	522	2:28
Feb 20, 2023	vs Ohio State	L 5-10	9	2-2-0	0-0-0	QUINN (L 0-1)	176	2:52
Feb 24, 2023	vs Cal Poly	w 11-10	(10)	3-2-0	0-0-0	KIRBY (W 1-0)	490	3:32
Feb 25, 2023	at California	L 2-4	9	3-3-0	0-0-0	SULLIVAN (L 1-1)	528	2:22
Mar 03, 2023	at Florida Atlantic	w 6-4	9	4-3-0	0-0-0	COOKE (W 1-1)	659	2:21
Mar 04, 2023	at Florida Atlantic	w 5-1	9	5-3-0	0-0-0	QUIGLEY, S (W 1-0)	520	2:25
Mar 05, 2023	at Florida Atlantic	w 8-2	9	6-3-0	0-0-0	ELLISEN (W 1-0)	543	3:18
Mar 10, 2023	at Hawaii	L 4-8	9	6-4-0	0-0-0	COOKE (L 1-2)	2835	2:59
Mar 11, 2023	at Hawaii	w 13-8	9	7-4-0	0-0-0	KIRBY (W 2-0)	3741	3:50
Mar 12, 2023	at Hawaii	w 18-10	9	8-4-0	0-0-0	COE (W 1-0)	3361	3:56
Mar 13, 2023	at Hawaii	w 9-2	9	9-4-0	0-0-0	SULLIVAN (W 2-1)	2991	2:59
03-16-23	at San Diego State	w 10-2	9	10-4-0	0-0-0	COOKE (W 2-2)	336	2:59
03-17-23	at San Diego State	L 2-4	9	10-5-0	0-0-0	WILLIS (L 0-1)	304	2:44
03-18-23	at San Diego State	w 12-6	9	11-5-0	0-0-0	QUIGLEY, S (W 2-0)	387	3:23
03-19-23	at San Diego State	w 10-3	9	12-5-0	0-0-0	SULLIVAN (W 3-1)	622	2:54
Mar 22, 2023	UMASS	w 7-3	9	13-5-0	0-0-0	COE (W 2-0)	596	2:31
Mar 24, 2023	RUTGERS-1	w 9-8	(11)	14-5-0	0-0-0	FOGELL (W 2-0)	455	3:54
Mar 24, 2023	RUTGERS-2	w 6-5	9	15-5-0	0-0-0	ELLISEN (W 2-0)	445	2:45
Mar 26, 2023	RUTGERS	w 9-7	9	16-5-0	0-0-0	KIRBY (W 3-0)	1175	2:56
Mar 28, 2023	#14 BOSTON COLLEGE	L 3-6	9	16-6-0	0-0-0	QUIGLEY, S (L 2-1)	493	2:51
Mar 29, 2023	HARTFORD	w 17-1	7	17-6-0	0-0-0	COE (W 3-0)	489	2:30
Mar 31, 2023	UMBC	w 9-4	9	18-6-0	0-0-0	COOKE (W 3-2)	455	2:41
April 1, 2023	UMBC	w 11-2	9	19-6-0	0-0-0	SEARS (W 1-0)	836	2:31
Apr 02, 2023	UMBC	w 11-0	9	20-6-0	0-0-0	SULLIVAN (W 4-1)	755	2:35
Apr 04, 2023	at Columbia	L 14-19	9	20-7-0	0-0-0	KIRBY (L 3-1)	567	3:28
* Apr 06, 2023	at St. John's	w 7-5	9	21-7-0	1-0-0	FOGELL (W 3-0)	231	2:48
* Apr 08, 2023	at St. John's-1	w 8-3	9	22-7-0	2-0-0	KIRBY (W 4-1)	369	2:43
* Apr 08, 2023	at St. John's-2	L 7-9	9	22-8-0	2-1-0	COE (L 3-1)	317	2:47
Apr 10, 2023	vs CCSU	w 10-4	9	23-8-0	2-1-0	QUIGLEY, S (W 3-1)	943	2:27
Apr 10, 2023	BRYANT	w 11-3	9	24-8-0	2-1-0	ELLISEN (W 3-0)	950	2:38
* Apr 14, 2023	at Xavier	w 7-6	9	25-8-0	3-1-0	KIRBY (W 5-1)	529	2:26
* Apr 15, 2023	at Xavier-1	L 8-18	9	25-9-0	3-2-0	COE (L 3-2)	584	3:12
* Apr 15, 2023	at Xavier-2	w 11-9	9	26-9-0	4-2-0	FOGELL (W 4-0)	602	2:34
Apr 18, 2023	NORTHEASTERN	L 3-12	9	26-10-0	4-2-0	ELLISEN (L 3-1)	443	2:55
Apr 19, 2023	at #17 Boston College	w 12-1	7	27-10-0	4-2-0	QUIGLEY, M (W 4-1)	516	2:48
* Apr 21, 2023	GEORGETOWN	w 12-5	9	28-10-0	5-2-0	SEARS (W 2-0)	771	2:47
* Apr 22, 2023	GEORGETOWN-1	w 6-3	9	29-10-0	6-2-0	FOGELL (W 5-0)	1117	2:57
* Apr 22, 2023	GEORGETOWN-2	L 2-6	9	29-11-0	6-3-0	COOKE (L 3-3)	1117	3:10
Apr 24, 2023	RHODE ISLAND	w 9-0	9	30-11-0	6-3-0	COE (W 4-2)	962	3:02
* Apr 29, 2023	at Villanova-1	w 7-3	9	31-11-0	7-3-0	ELLISEN (W 4-1)	147	3:15
* Apr 29, 2023	at Villanova-2	w 9-1	9	32-11-0	8-3-0	QUIGLEY, S (W 4-1)	159	2:21
* May 05, 2023	SETON HALL	w 10-7	9	33-11-0	9-3-0	COE (W 5-2)	978	3:12
* May 06, 2023	SETON HALL	w 3-2	(11)	34-11-0	10-3-0	WILLIS (W 1-1)	965	3:21
* May 07, 2023	SETON HALL	w 15-9	9	35-11-0	11-3-0	ELLISEN (W 5-1)	1508	2:58
May 07, 2023	HOFSTRA	w 9-7	9	36-11-0	11-3-0	COE (W 6-2)	589	2:39
* May 11, 2023	BUTLER	w 6-5	(13)	37-11-0	12-3-0	WILLIS (W 2-1)	938	3:55
* May 13, 2023	BUTLER	w 7-6	9	38-11-0	13-3-0	WILLIS (W 3-1)	1158	2:58
* May 13, 2023	BUTLER	L 8-11	9	38-12-0	13-4-0	WILLIS (L 3-2)	858	3:47
* May 18, 2023	at Creighton	L 6-7	9	38-13-0	13-5-0	SEARS (L 2-1)	1382	2:53
* May 19, 2023	at Creighton	w 6-3	9	39-13-0	14-5-0	FOGELL (W 6-0)	2295	2:48
* May 20, 2023	at Creighton	w 10-0	8	40-13-0	15-5-0	KIRBY (W 6-1)	1903	2:40
May 24, 2023	vs Georgetown	w 5-4	9	41-13-0	15-5-0	FOGELL (W 7-0)	0	2:15
May 24, 2023	vs Xavier	L 2-10	9	41-14-0	15-5-0	QUIGLEY, S (L 4-2)	4824	2:59
May 26, 2023	vs Georgetown	w 10-1	9	42-14-0	15-5-0	SEARS (W 3-1)	4715	2:28
May 26, 2023	vs Xavier	w 6-4	9	43-14-0	15-5-0	FOGELL (W 8-0)	0	2:44
May 27, 2023	vs Xavier	L 3-7	9	43-15-0	15-5-0	WILLIS (L 3-3)	4028	2:42
Jun 02, 2023	vs Texas Tech	L 2-3	9	43-16-0	15-5-0	QUIGLEY, S (L 4-3)	4866	2:46
Jun 03, 2023	vs Florida A&M	w 9-6	9	44-16-0	15-5-0	KIRBY (W 7-1)	4985	2:43
Jun 04, 2023	at #2 Florida	L 2-8	9	44-17-0	15-5-0	COE (L 6-3)	5586	2:30

() extra inning game

NCAA Statistics

NCAA Statistics

Team Summary

Score by innings	1	2	3	4	5	6	7	8	9	EX	Total
Connecticut	44	55	67	71	46	39	65	48	37	4	476
Opponents	39	33	40	62	45	19	30	43	21	0	332

Record when ...

Overall	44-17	After 6 leading	32-2
Conference	15-5 trailing	8-13
Non-Conference	29-12 tied	4-2
Home games	18-4	After 7 leading	33-3
Away games	18-8 trailing	3-14
Neutral site	8-5 tied	6-0
Day games	32-11	After 8 leading	35-1
Night games	12-6 trailing	4-15
vs Left starter	12-8 tied	2-1
vs Right starter	32-9		
1-Run games	8-2	Hit 0 home runs	11-7
2-Run games	7-3	... 1 home run	18-5
5+Run games	21-6	... 2+ home runs	15-5
Extra innings	4-0		
Shutouts	3-1	Opponent 0 home runs	19-7
	 1 home run	13-6
	 2+ HRs	12-4
Scoring 0-2 runs	0-7		
..... 3-5 runs	3-5		
..... 6-9 runs	23-4	Made 0 errors	21-6
..... 10+ runs	18-1 1 error	16-7
	 2+ errors	7-4
Opponent 0-2 runs	13-0		
..... 3-5 runs	16-4	Opp. made 0 errors	8-9
..... 6-9 runs	13-7 1 error	16-3
..... 10+ runs	2-6 2+ errors	20-5
Scored in 1st inning	17-6	Out-hit opponent	33-2
Opp. scored in 1st	13-9	Out-hit by opponent	9-12
Scores first	27-5	Hits are tied	2-3
Opp. scores first	17-12		

Record when team scores:

Runs	0	1	2	3	4	5	6	7	8	9	10+
W-L	0-1	0-0	0-6	1-3	0-1	2-1	6-1	5-1	3-2	9-0	18-1

Record when opponent scores:

Runs	0	1	2	3	4	5	6	7	8	9	10+
W-L	3-0	5-0	5-0	7-2	5-2	4-0	6-2	3-2	2-2	2-1	2-6

Record when leading after:

Inn.	1	2	3	4	5	6	7	8
W-L	14-4	22-3	29-1	33-0	30-1	32-2	33-3	35-1

Record when trailing after:

Inn.	1	2	3	4	5	6	7	8
W-L	10-8	11-11	10-12	8-14	7-14	8-13	3-14	4-15

Record when tied after:

Inn.	1	2	3	4	5	6	7	8
W-L	20-5	11-3	5-4	3-3	7-2	4-2	6-0	2-1

Current losing streak: 1

Longest winning streak: 9

Longest losing streak: 2

Home attendance : 18053 (22 dates avg = 820)

Away attendance : 61555 (39 dates avg = 1578)

Total attendance: 79608 (61 dates avg = 1305)

UConn GBG Batting/Pitching

2023 UConn Baseball Team Game-by-Game for Connecticut (as of Jan 04, 2024) Batting (All games)

Date	Opponent	ab	r	h	rbi	2b	3b	hr	tb	bb	ibb	sb	cs	hbp	sac	sf	gdp	k	po	a	e	lob	avg
Feb 17	vs Ohio State	32	0	4	0	0	0	0	4	2	0	0	0	0	0	0	0	12	24	7	0	7	.125
Feb 18	vs Ohio State	36	9	10	9	1	2	2	21	3	0	2	0	2	0	1	0	5	27	10	1	6	.206
Feb 19	vs Ohio State	36	8	8	7	0	0	2	14	8	0	6	0	1	0	0	0	15	27	7	1	10	.212
Feb 20	vs Ohio State	35	5	9	5	2	0	2	17	2	0	1	1	2	0	1	0	10	24	5	0	8	.223
Feb 24	vs Cal Poly	45	11	15	10	2	0	5	32	4	0	1	0	3	0	0	0	15	30	9	2	11	.250
Feb 25	at California	32	2	6	2	2	0	0	8	3	0	0	0	2	0	0	1	7	24	6	1	8	.241
Mar 03	at Florida Atlantic	34	6	9	6	3	0	0	12	0	0	1	0	4	0	0	3	6	27	8	0	5	.244
Mar 04	at Florida Atlantic	33	5	7	5	4	0	0	11	5	2	1	0	0	0	0	3	5	27	5	0	6	.240
Mar 05	at Florida Atlantic	33	8	9	8	2	0	1	14	11	1	5	0	2	0	1	2	9	27	8	0	12	.244
Mar 10	at Hawaii	35	4	7	3	2	0	1	12	5	0	0	0	3	0	0	1	15	24	11	2	12	.239
Mar 11	at Hawaii	45	13	20	10	4	2	1	31	6	0	2	1	1	1	0	2	9	27	4	3	13	.263
Mar 12	at Hawaii	38	18	15	16	4	0	1	22	16	1	0	0	4	2	1	0	11	27	11	1	16	.274
Mar 13	at Hawaii	37	9	11	6	5	0	0	16	4	0	3	0	1	1	1	1	7	27	10	2	8	.276
03-16-23	at San Diego State	37	10	10	8	4	0	1	17	6	0	0	0	1	0	0	0	9	27	8	0	7	.276
03-17-23	at San Diego State	34	2	7	1	1	0	1	11	3	1	1	1	0	0	0	0	11	24	6	0	8	.271
03-18-23	at San Diego State	37	12	16	10	5	0	0	21	6	0	0	1	1	1	0	1	9	27	8	1	6	.282
03-19-23	at San Diego State	37	10	10	10	0	0	4	22	7	0	2	2	2	0	0	0	9	27	12	0	9	.281
Mar 22	UMASS	34	7	12	7	4	0	1	19	4	0	4	0	4	1	0	2	3	27	8	1	12	.285
Mar 24	RUTGERS	41	9	13	9	1	1	0	16	10	0	4	0	3	1	1	2	7	33	12	1	15	.287
Mar 24	RUTGERS	27	6	5	6	0	0	1	8	4	0	2	1	1	0	2	1	9	27	12	0	4	.283
Mar 26	RUTGERS	36	9	10	9	2	0	5	27	3	0	1	0	0	0	0	0	11	27	12	0	4	.282
Mar 28	BOSTON COLLEGE	35	3	10	3	0	0	0	10	3	0	1	0	0	0	0	3	7	27	7	1	8	.283
Mar 29	HARTFORD	32	17	13	17	5	1	1	23	7	0	5	0	1	0	1	0	5	21	2	1	6	.287
Mar 31	UMBC	32	9	9	7	1	0	1	13	7	0	5	0	2	0	2	0	7	27	7	0	10	.287
April 1	UMBC	35	11	14	10	3	0	2	23	3	0	1	2	1	1	1	0	3	27	5	0	6	.292
Apr 02	UMBC	38	11	14	8	4	0	0	18	5	0	1	0	0	0	0	1	4	27	10	0	8	.295
Apr 04	at Columbia	32	14	12	13	1	0	2	19	14	0	5	1	3	0	3	2	4	24	6	0	11	.297
*Apr 06	at St. John's	36	7	10	6	2	0	1	15	3	0	1	0	2	1	1	0	9	27	7	1	9	.297
*Apr 08	at St. John's	37	8	14	8	2	0	1	19	5	1	3	1	1	0	2	0	4	27	8	0	10	.300
*Apr 08	at St. John's	36	7	13	7	3	0	3	25	2	0	1	0	1	2	1	1	4	24	9	1	8	.302
Apr 10	vs CCSU	33	10	11	10	4	0	1	18	10	0	2	1	1	0	0	1	4	27	6	0	10	.303
Apr 10	BRYANT	34	11	13	11	6	0	1	22	6	0	3	0	1	1	1	0	7	27	8	1	8	.305
*Apr 14	at Xavier	36	7	12	7	2	0	4	26	1	0	1	0	2	0	1	0	9	27	8	0	6	.306
*Apr 15	at Xavier	36	8	11	8	3	0	3	23	4	0	0	0	2	0	0	0	7	24	8	3	7	.306
*Apr 15	at Xavier	37	11	10	10	3	0	3	22	8	0	3	0	0	0	0	0	4	27	5	0	7	.305
Apr 18	NORTHEASTERN	33	3	6	3	1	0	1	10	7	0	1	0	0	0	0	0	8	27	9	1	10	.302
Apr 19	at Boston College	33	12	14	12	4	0	2	24	11	0	1	0	1	1	0	1	7	21	6	0	13	.305
*Apr 21	GEORGETOWN	29	12	9	11	2	0	2	17	11	0	3	2	0	2	0	0	6	27	7	1	6	.305
*Apr 22	GEORGETOWN	34	6	13	6	1	1	1	19	6	0	2	0	0	2	0	1	4	27	12	1	12	.307
*Apr 22	GEORGETOWN	31	2	8	2	0	0	0	8	3	0	3	1	3	0	1	1	10	27	8	1	9	.306
Apr 24	RHODE ISLAND	33	9	9	8	4	0	0	13	8	0	3	0	0	1	0	0	12	27	9	1	9	.305
*Apr 29	at Villanova	32	7	8	6	0	0	0	8	9	0	4	1	1	0	2	0	10	27	7	2	10	.304
*Apr 29	at Villanova	32	9	11	9	4	0	2	21	4	0	1	1	0	0	2	1	4	27	7	0	2	.305
*May 05	SETON HALL	35	10	12	9	2	0	0	14	5	0	6	0	0	0	0	1	9	27	4	1	6	.306
*May 06	SETON HALL	37	3	7	2	1	0	0	8	9	0	5	0	1	2	0	0	11	33	10	1	14	.303
*May 07	SETON HALL	38	15	19	15	4	2	3	36	3	0	4	1	3	0	2	1	6	27	7	1	7	.307
May 07	HOFSTRA	32	9	10	8	1	3	3	26	4	0	1	1	0	0	1	0	7	27	12	2	4	.308
*May 11	BUTLER	45	6	10	6	3	0	1	16	8	3	1	0	0	2	0	1	10	39	8	0	11	.305
*May 13	BUTLER	33	7	9	7	0	0	2	15	6	1	1	0	0	0	1	1	5	27	9	3	8	.305
*May 13	BUTLER	29	8	8	7	2	0	0	10	11	0	4	1	4	1	0	2	3	27	10	3	10	.304
*May 18	at Creighton	36	6	10	6	2	0	2	18	2	0	1	0	1	0	0	0	8	24	8	1	6	.304
*May 19	at Creighton	35	6	12	6	0	0	0	12	4	0	0	0	2	1	0	2	6	27	8	0	9	.304
*May 20	at Creighton	36	10	14	10	1	0	1	18	2	0	5	0	2	1	0	1	6	24	12	0	7	.306
May 24	vs Georgetown	31	5	11	4	0	0	2	17	2	0	0	1	1	0	0	3	8	27	4	0	5	.307
May 24	vs Xavier	35	2	10	2	0	0	1	13	5	0	0	1	0	0	0	1	7	27	10	3	11	.306
May 26	vs Georgetown	35	10	12	10	0	0	1	15	7	0	2	0	3	1	0	1	8	27	9	0	12	.307
May 26	vs Xavier	29	6	10	4	1	0	1	14	6	0	2	2	0	1	1	1	5	27	6	2	7	.308
May 27	vs Xavier	32	3	6	3	3	0	1	12	2	0	0	0	2	1	0	1	10	27	6	1	7	.306
Jun 02	vs Texas Tech	30	2	3	2	0	0	0	3	2	0	1	1	1	0	0	0	12	27	5	0	4	.303
Jun 03	vs Florida A&M	37	9	13	9	3	0	1	19	6	0	2	0	1	2	1	0	6	27	11	1	11	.304
Jun 04	at Florida	35	2	8	2	1	0	0	9	2	0	1	0	0	0	0	0	17	24	5	0	8	.302
Totals		2120	476	641	441	127	12	78	1026	335	10	122	25	80	30	32	47	477	1629	484	50	519	.302

UConn GBG Batting/Pitching

2023 UConn Baseball
Team Game-by-Game for Connecticut (as of Jan 04, 2024)
Pitching (All games)

Date	Opponent	ip	h	r	er	bb	so	2b	3b	hr	wp	bk	hbp	dp	ibb	score	w-l	sv	era
Feb 17	vs Ohio State	8.0	8	3	3	2	10	2	0	0	0	0	0	0	0	0-3	0-1	0	3.38
Feb 18	vs Ohio State	9.0	6	6	6	10	6	1	0	1	0	1	0	1	0	9-6	1-1	1	4.76
Feb 19	vs Ohio State	9.0	9	6	6	5	9	1	0	1	1	1	1	0	0	8-6	2-1	2	5.19
Feb 20	vs Ohio State	8.0	13	10	10	6	12	1	0	0	0	0	0	0	0	5-10	2-2	2	6.62
Feb 24	vs Cal Poly	10.0	11	10	8	8	18	2	0	3	1	1	1	1	0	11-10	3-2	2	6.75
Feb 25	at California	8.0	5	4	4	4	8	0	0	1	0	0	0	1	0	2-4	3-3	2	6.40
Mar 03	at Florida Atlantic	9.0	7	4	2	4	4	2	0	0	0	0	1	1	0	6-4	4-3	3	5.75
Mar 04	at Florida Atlantic	9.0	5	1	1	2	9	1	1	0	0	0	2	1	0	5-1	5-3	4	5.14
Mar 05	at Florida Atlantic	9.0	7	2	2	7	9	2	0	0	0	0	1	1	0	8-2	6-3	4	4.78
Mar 10	at Hawaii	8.0	13	8	6	3	10	3	0	0	0	0	0	1	0	4-8	6-4	4	4.97
Mar 11	at Hawaii	9.0	5	8	7	9	9	0	0	0	0	0	2	1	0	13-8	7-4	4	5.16
Mar 12	at Hawaii	9.0	10	10	9	8	4	2	0	2	1	0	1	2	0	18-10	8-4	4	5.49
Mar 13	at Hawaii	9.0	6	2	1	4	9	0	0	0	0	0	0	0	0	9-2	9-4	4	5.13
03-16-23	at San Diego State	9.0	7	2	2	2	10	1	0	2	0	0	2	0	0	10-2	10-4	4	4.90
03-17-23	at San Diego State	8.0	8	4	4	2	12	2	0	1	1	0	1	0	0	2-4	10-5	4	4.88
03-18-23	at San Diego State	9.0	12	6	3	4	12	0	1	0	3	0	1	0	0	12-6	11-5	4	4.76
03-19-23	at San Diego State	9.0	8	3	3	2	10	2	0	0	1	0	1	1	0	10-3	12-5	4	4.65
Mar 22	UMASS	9.0	7	3	2	2	7	4	0	0	0	0	0	2	0	7-3	13-5	4	4.50
Mar 24	RUTGERS	11.0	18	8	7	4	10	1	0	1	0	0	0	4	0	9-8	14-5	4	4.58
Mar 24	RUTGERS	9.0	15	5	5	3	7	2	0	0	1	0	0	0	0	6-5	15-5	5	4.60
Mar 26	RUTGERS	9.0	12	7	7	6	5	2	0	3	3	0	0	2	0	9-7	16-5	5	4.72
Mar 28	BOSTON COLLEGE	9.0	10	6	6	3	8	1	0	0	0	1	5	2	0	3-6	16-6	5	4.78
Mar 29	HARTFORD	7.0	2	1	1	2	13	2	0	0	0	0	1	0	0	17-1	17-6	5	4.66
Mar 31	UMBC	9.0	6	4	4	6	9	1	0	2	1	0	0	2	0	9-4	18-6	5	4.63
April 1	UMBC	9.0	5	2	2	2	15	1	0	1	0	0	2	0	0	11-2	19-6	5	4.52
Apr 02	UMBC	9.0	7	0	0	3	9	0	0	0	0	0	0	1	0	11-0	20-6	5	4.34
Apr 04	at Columbia	8.0	20	19	19	4	9	3	1	5	2	0	2	0	0	14-19	20-7	5	4.92
*Apr 06	at St. John's	9.0	8	5	5	5	10	1	0	2	1	0	2	0	0	7-5	21-7	6	4.92
*Apr 08	at St. John's	9.0	5	3	3	1	10	0	0	1	0	0	2	0	0	8-3	22-7	6	4.85
*Apr 08	at St. John's	8.0	13	9	8	5	5	5	0	0	0	0	1	0	2	7-9	22-8	6	4.98
Apr 10	vs CCSU	9.0	11	4	4	2	12	0	0	1	0	0	0	1	0	10-4	23-8	6	4.95
Apr 10	BRYANT	9.0	6	3	3	4	10	1	0	1	1	0	0	2	0	11-3	24-8	6	4.88
*Apr 14	at Xavier	9.0	9	6	4	5	12	0	0	2	0	0	3	1	0	7-6	25-8	7	4.86
*Apr 15	at Xavier	8.0	23	18	18	2	6	3	2	5	1	0	2	0	0	8-18	25-9	7	5.27
*Apr 15	at Xavier	9.0	11	9	9	5	7	0	0	4	1	0	0	1	0	11-9	26-9	7	5.38
Apr 18	NORTHEASTERN	9.0	15	12	11	4	8	2	0	5	0	0	2	0	0	3-12	26-10	7	5.54
Apr 19	at Boston College	7.0	8	1	1	3	8	2	0	0	0	0	2	0	0	12-1	27-10	7	5.44
*Apr 21	GEORGETOWN	9.0	5	5	4	2	12	0	0	1	1	0	0	0	0	12-5	28-10	7	5.41
*Apr 22	GEORGETOWN	9.0	8	3	3	2	8	4	1	0	0	0	2	1	0	6-3	29-10	8	5.34
*Apr 22	GEORGETOWN	9.0	10	6	6	6	10	1	0	1	2	0	0	0	0	2-6	29-11	8	5.36
Apr 24	RHODE ISLAND	9.0	2	0	0	6	14	0	0	0	4	0	0	2	0	9-0	30-11	8	5.22
*Apr 29	at Villanova	9.0	10	3	3	3	9	0	0	2	1	0	0	1	0	7-3	31-11	8	5.17
*Apr 29	at Villanova	9.0	6	1	1	0	12	0	0	1	0	0	0	1	0	9-1	32-11	8	5.07
*May 05	SETON HALL	9.0	9	7	7	6	11	2	0	1	1	0	1	0	0	10-7	33-11	9	5.12
*May 06	SETON HALL	11.0	6	2	2	5	8	0	0	0	1	1	0	0	0	3-2	34-11	9	5.02
*May 07	SETON HALL	9.0	13	9	6	5	5	1	0	0	1	0	0	2	0	15-9	35-11	9	5.04
May 07	HOFSTRA	9.0	16	7	4	1	6	1	0	0	1	0	1	1	0	9-7	36-11	10	5.02
*May 11	BUTLER	13.0	10	5	5	3	16	2	1	1	0	0	1	1	0	6-5	37-11	10	4.97
*May 13	BUTLER	9.0	11	6	4	3	8	1	0	1	0	0	0	1	0	7-6	38-11	10	4.95
*May 13	BUTLER	9.0	16	11	7	8	6	3	0	1	1	0	0	2	0	8-11	38-12	10	4.99
*May 18	at Creighton	8.0	13	7	7	3	9	1	0	1	0	0	0	0	0	6-7	38-13	10	5.04
*May 19	at Creighton	9.0	3	3	3	6	11	0	0	2	2	0	0	2	0	6-3	39-13	11	5.00
*May 20	at Creighton	8.0	3	0	0	5	7	0	0	0	0	0	1	1	0	10-0	40-13	11	4.92
May 24	vs Georgetown	9.0	7	4	4	4	9	1	0	3	2	0	3	1	0	5-4	41-13	12	4.90
May 24	vs Xavier	9.0	10	10	7	8	9	3	0	1	0	0	1	1	0	2-10	41-14	12	4.94
May 26	vs Georgetown	9.0	6	1	1	0	10	0	0	1	0	1	1	1	0	10-1	42-14	12	4.87
May 26	vs Xavier	9.0	11	4	2	3	9	0	0	0	2	0	1	1	0	6-4	43-14	13	4.82
May 27	vs Xavier	9.0	10	7	7	5	6	0	1	0	1	0	3	1	0	3-7	43-15	13	4.86
Jun 02	vs Texas Tech	9.0	8	3	3	6	9	1	0	0	0	1	0	0	0	2-3	43-16	13	4.83
Jun 03	vs Florida A&M	9.0	8	6	6	2	2	1	0	4	0	0	0	0	0	9-6	44-16	14	4.84
Jun 04	at Florida	8.0	7	8	8	7	7	2	0	2	0	0	2	0	0	2-8	44-17	14	4.91
Totals		543.0	559	332	296	252	554	77	8	67	39	7	55	49	2	476-332	44-17	14	4.91

Miscellaneous Stats

2023 UConn Baseball Miscellaneous Stats for Connecticut (as of Jan 04, 2024) (All games)

Multiple Hit Games	2	3	4	5+	Total
Freeberger, Dominic	27	2	1	-	30
Studley, Jake	19	4	-	-	23
Huber, Ben	14	8	-	-	22
Smith, David	18	1	2	-	21
Morton, Korey	16	3	-	-	19
Broadhurst, Luke	12	4	1	-	17
Padilla, Bryan	9	5	-	-	14
Tammaro, Paul	9	2	1	-	12
Daniels, Ryan	5	1	-	-	6
Garbowski, Matt	2	4	-	-	6
Hyde, Ryan	4	-	-	-	4
Simmons, T.C.	3	-	-	-	3
Dalena, Maddix	3	-	-	-	3
TEAM	141	34	5	0	180

Multiple RBI Games	2	3	4	5+	Total
Huber, Ben	10	9	-	1	20
Freeberger, Dominic	12	3	2	-	17
Padilla, Bryan	10	4	-	-	14
Studley, Jake	8	2	3	-	13
Broadhurst, Luke	6	5	2	-	13
Morton, Korey	8	1	2	1	12
Smith, David	6	1	-	1	8
Daniels, Ryan	3	-	-	1	4
Dalena, Maddix	3	1	-	-	4
Garbowski, Matt	2	-	1	-	3
Hyde, Ryan	-	2	-	-	2
Tammaro, Paul	1	1	-	-	2
Simmons, T.C.	1	-	-	-	1
Kron, Drew	1	-	-	-	1
TEAM	71	29	10	4	114

Hitting Streaks	Longest	Current
Studley, Jake	17	-
Broadhurst, Luke	15	2
Smith, David	15	8
Huber, Ben	13	2
Freeberger, Dominic	13	2
Tammaro, Paul	9	-
Garbowski, Matt	8	-
Morton, Korey	7	5
Simmons, T.C.	6	-
Dalena, Maddix	5	1
Daniels, Ryan	5	1
Padilla, Bryan	4	-
Hyde, Ryan	3	-
Kron, Drew	1	-
Brini, Niko	1	-

Reached Base Streaks	Longest	Current
Smith, David	37	9
Studley, Jake	33	-
Huber, Ben	28	28
Broadhurst, Luke	23	2
Tammaro, Paul	19	-
Simmons, T.C.	17	-
Freeberger, Dominic	14	2
Padilla, Bryan	10	-
Morton, Korey	10	6
Dalena, Maddix	9	1
Garbowski, Matt	8	-
Daniels, Ryan	7	2
Hyde, Ryan	4	1
Kron, Drew	2	-
Brini, Niko	2	-

Team Game Highs

Batting

At bats:	45	-	vs Cal Poly (Feb 24, 2023 at Berkeley, Calif.)
	45	-	at Hawaii (Mar 11, 2023)
	45	-	vs Butler (May 11, 2023)
Runs scored:	18	-	at Hawaii (Mar 12, 2023)
Hits:	20	-	at Hawaii (Mar 11, 2023)
RBIs:	17	-	vs Hartford (Mar 29, 2023)
Doubles:	6	-	vs Bryant (Apr 10, 2023)
Triples:	3	-	vs Hofstra (May 07, 2023)
Home runs:	5	-	vs Cal Poly (Feb 24, 2023 at Berkeley, Calif.)
	5	-	vs Rutgers (Mar 26, 2023)
Total bases:	36	-	vs Seton Hall (May 07, 2023)
Walks:	16	-	at Hawaii (Mar 12, 2023)
Strikeouts:	17	-	at Florida (Jun 04, 2023)
Sac hits:	2	-	(7 times)
Sac flies:	3	-	at Columbia (Apr 04, 2023)
Stolen bases:	6	-	vs Ohio State (Feb 19, 2023 at Sarasota, Fla.)
	6	-	vs Seton Hall (May 05, 2023)
Hit by pitch:	4	-	(4 times)
Caught stealing:	2	-	(4 times)
Runners LOB:	16	-	at Hawaii (Mar 12, 2023)
Hit into DP:	3	-	(6 times)

Fielding

Putouts:	39	-	vs Butler (May 11, 2023)
Assists:	12	-	(7 times)
Errors:	3	-	(5 times)
Passed balls:	4	-	vs Xavier (May 27, 2023 at Mason, Ohio)
DPs turned:	4	-	vs Rutgers (Mar 24, 2023)

Pitching

Innings pitched:	13.0	-	vs Butler (May 11, 2023)
Runs allowed:	19	-	at Columbia (Apr 04, 2023)
Earned runs:	19	-	at Columbia (Apr 04, 2023)
Walks allowed:	10	-	vs Ohio State (Feb 18, 2023 at Sarasota, Fla.)
Strikeouts:	18	-	vs Cal Poly (Feb 24, 2023 at Berkeley, Calif.)
Hits allowed:	23	-	at Xavier (Apr 15, 2023)
Doubles allowed:	5	-	at St. John's (Apr 08, 2023)
Triples allowed:	2	-	at Xavier (Apr 15, 2023)
Homers allowed:	5	-	at Columbia (Apr 04, 2023)
	5	-	at Xavier (Apr 15, 2023)
	5	-	vs Northeastern (Apr 18, 2023)
Wild pitches:	4	-	vs Rhode Island (Apr 24, 2023)
Hit batters:	5	-	vs Boston College (Mar 28, 2023)

Player Game Highs

Batting

At bats:	7	-	Freeberger, Dominic vs Rutgers (Mar 24, 2023)
Runs scored:	4	-	Morton, Korey vs Ohio State (Feb 18, 2023 at Sarasota, Fla.)
	4	-	Padilla, Bryan at Hawaii (Mar 12, 2023)
Hits:	4	-	(5 times)
RBIs:	5	-	(4 times)
Doubles:	2	-	(12 times)
Triples:	1	-	(12 times)
Home runs:	2	-	(4 times)
Total bases:	10	-	Broadhurst, Luke vs Cal Poly (Feb 24, 2023 at Berkeley, Calif.)
	10	-	Broadhurst, Luke at Xavier (Apr 14, 2023)
Walks:	4	-	Huber, Ben at Hawaii (Mar 12, 2023)
	4	-	Smith, David vs Georgetown (Apr 21, 2023)
Strikeouts:	5	-	Smith, David at Hawaii (Mar 10, 2023)
Sac hits:	2	-	Morton, Korey vs Georgetown (Apr 22, 2023)
Sac flies:	2	-	Huber, Ben at Columbia (Apr 04, 2023)
Stolen bases:	3	-	Smith, David vs Ohio State (Feb 19, 2023 at Sarasota, Fla.)
	3	-	Smith, David vs Seton Hall (May 06, 2023)
Hit by pitch:	2	-	(8 times)
Caught stealing:	1	-	(25 times)
Runners LOB:	8	-	Padilla, Bryan at Florida Atlantic (Mar 05, 2023)

Fielding

Putouts:	16	-	Garbowski, Matt vs Cal Poly (Feb 24, 2023 at Berkeley, Calif.)
Assists:	7	-	Smith, David vs Ohio State (Feb 18, 2023 at Sarasota, Fla.)
Errors:	2	-	(4 times)
Passed balls:	4	-	Garbowski, Matt vs Xavier (May 27, 2023 at Mason, Ohio)

Pitching

Innings pitched:	8.0	-	Sears, Andrew vs Georgetown (May 26, 2023 at Mason, Ohio)
Runs allowed:	7	-	Sears, Andrew at Hawaii (Mar 12, 2023)
	7	-	Quigley, Stephen at Xavier (Apr 15, 2023)
	7	-	Sears, Andrew vs Seton Hall (May 05, 2023)
Earned runs:	7	-	Quigley, Stephen at Xavier (Apr 15, 2023)
	7	-	Sears, Andrew vs Seton Hall (May 05, 2023)
Walks allowed:	5	-	Cooke, Ian vs Georgetown (Apr 22, 2023)
	5	-	Quigley, Stephen vs Xavier (May 24, 2023 at Mason, Ohio)
	5	-	Coe, Garrett at Florida (Jun 04, 2023)
Strikeouts:	11	-	Sears, Andrew vs Georgetown (Apr 21, 2023)
Hits allowed:	10	-	Cooke, Ian at Hawaii (Mar 10, 2023)
	10	-	Kirby, Devin vs Rutgers (Mar 24, 2023)
Doubles allowed:	3	-	Quigley, Stephen vs Georgetown (Apr 22, 2023)
Triples allowed:	1	-	(8 times)
Homers allowed:	3	-	Sullivan, Jack at Xavier (Apr 15, 2023)
Wild pitches:	3	-	Coe, Garrett vs Rhode Island (Apr 24, 2023)
Hit batters:	3	-	Quigley, Stephen vs Boston College (Mar 28, 2023)

Head Coach Jim Penders



UConn '94, G'98
700-449-5 overall
20th season

Jim Penders enters his 21st season at the helm for the Huskies in 2024. A five-time conference Coach of the Year, Penders has overseen one of the most successful stretches in the 127-year history of UConn baseball. Penders has worked with the University of Connecticut baseball program in 32 of the last 34 years, being associated with the Huskies as a student-athlete, an assistant coach and now head coach. The Huskies have the longest tenured coaching staff in Division I baseball.

Overall in his tenure, Penders holds a 700-449-5 record. On May 16, 2019, Penders surpassed his mentor, Andy Baylock, for most wins in UConn history by securing his 557th victory in a 8-5 win at Tulane. He has led the Huskies to nine NCAA Tournament appearances, and two Super Regional appearances in 2011 & 2022. UConn has also won a regular season or conference title eight times with Penders in the dugout and hosted the 2010 Norwich Regional. Under his watch, 17 Huskies have earned All-America honors, most recently Austin Peterson and Erik Stock in 2022.

In 20 seasons as head coach for the Huskies, Penders has had a total of 72 players either drafted or signed by professional baseball clubs. During the 2015 MLB season a program-record five former Huskies played in the big leagues: Nick Ahmed ('11) of the Diamondbacks, Matt Barnes ('11) of the Red Sox, Scott Oberg ('12) of the Rockies, Mike Olt ('11) of the Cubs and George Springer ('11) of the Astros. The feat occurred again in 2018 with Ahmed, Barnes, Oberg and Springer joined by former teammate John Andreoli ('11) who was called up by the Seattle Mariners on May 23, 2018. Anthony Kay made his MLB Debut on Sept. 7, 2019 for the Toronto Blue Jays.

Penders has led his squad to 30 or more wins in 16 of his 19 years at Connecticut (2020 season shortened due to Covid-19). In 2023, the Huskies captured 44 wins to notch back-to-back 40 wins seasons for the first time since 2010 and 2011. The 94 combined wins between 2022 and 2023 are the most in back-to-back years in program history. The Huskies won their third-straight BIG EAST regular season title and earned their sixth-ever at-large bid to reach their fifth-straight NCAA Tournament.

Penders won his 700th game in the NCAA Gainesville Regional with a victory against Florida A&M on June 3, 2023. Penders earned NEIBA Coach of the Year for the fifth time in his career, leading the Huskies to the highest ranking while he has been at the helm at No. 9 in the country (D1Baseball.com). The Huskies were in the major polls for 10 weeks during the season and took home NEIBA Team of the Year, the ninth time the Huskies have earned that honor under Penders. Dominic Freeberger earned BIG EAST Player of the Year honors while seven Huskies earned All - BIG EAST accolades.

In 2022, the Huskies set a program record and New England record with 50 wins on the season. UConn won the NCAA College Park Regional and advanced to its second Super Regional. The Huskies beat No. 2 Stanford in Game 1 of the Super Regionals to grab their first-ever win in Supers. For the second-straight season, the Huskies swept the BIG EAST regular season and tournament titles. It was the fourth-straight NCAA Tournament for the Huskies and eighth under Penders. Penders earned ABCA/Rawlings Northeast Coach of the Year for the fourth time in his career and also captured NEIBA Coach of the Year honors.

Season	Record	Pct.	League	Record	Finish	Result
2004	26-29-1	.473	Big East	9-17	9th (T)	
2005	24-22-0	.522	Big East	11-12	6th	
2006	39-18-1	.681	Big East	18-6-1	2nd	
2007	34-27	.557	Big East	10-14	8th	
2008	27-28	.491	Big East	11-16	9th (T)	
2009	36-24	.600	Big East	14-13	6th	
2010	48-16	.750	Big East	20-6	2nd	NCAA - At-Large (Norwich Regional)
2011	45-20-1	.689	Big East	22-5	1st	NCAA - At Large (Clemson Regional/ Columbia Super Regional)
2012	31-27-1	.534	Big East	16-11	5th (T)	
2013	35-28	.556	Big East	9-15	8th	NCAA - Big East Tournament Champion (Blacksburg Regional)
2014	27-31	.466	American	9-14	6th (T)	
2015	35-25	.583	American	11-13	6th	
2016	37-23	.617	American	14-9	3rd	NCAA - American Tournament Champions (Gainesville Regional)
2017	33-25	.569	American	14-10	3rd (T)	
2018	37-22-1	.625	American	14-10	3rd (T)	NCAA - At-Large (Conway Regional)
2019	39-25	.609	American	12-12	4th (T)	NCAA - At-Large (Oklahoma City Regional)
2020	8-5	.615	American	0-0		Season Canceled due to Covid-19
2021	34-19	.641	Big East	13-4	1st	NCAA - BIG EAST Tournament Champions(South Bend Regional)
2022	50-16	.822	BIG EAST	16-5	1st	NCAA - BIG EAST Tournament Champions (College Park Regional/ Stanford Super Regional)
2023	44-17	.786	BIG EAST	15-5	1st	NCAA- At-Large (Gainesville Regional)

Totals 700-449-5 (.609) 257-196-1 (.565)

American Coach of the Year
American Tournament Champions
BIG EAST Coach of the Year
BIG EAST Regular Season Champions
BIG EAST Tournament Championship
ABCA/Diamond Northeast Region Coach of the Year
NEIBA Coach of the Year
ECAC Coach of the Year
NCAA Tournament Appearances
NEIBA Team of the Year
Years Huskies Were Ranked

Against Ranked Opponents

vs. Top 25: 54-73-1
vs. Top-5 - 5-9
vs. No. 1 - 2-3

2016
2016
2006, 2010, 2011, 2021
2011, 2021, 2022, 2023
2013, 2021, 2022
2010, 2011, 2019, 2022
2006, 2010, 2015, 2022, 2023
2010
2010, 2011, 2013, 2016, 2018, 2019, 2021, 2022, 2023
2006, 2010, 2011, 2017, 2018, 2019, 2022, 2023
2010, 2011, 2017, 2018, 2019, 2022, 2023

Head Coach Jim Penders

In 2021, Penders led the Huskies to a BIG EAST regular season and conference tournament championship for the first time in program history, advancing to play in the 2021 NCAA South Bend Regional. Penders and his staff took home 2021 BIG EAST coaching staff of the year honors while Kyle Fedko captured BIG EAST Player of the Year.

In 2019, Penders led the Huskies to its fifth at-large bid to the NCAA Tournament and earned the No. 2 seed in the Oklahoma City Regional. The Huskies won three games in the tournament, most since 2011, to reach its second-straight Regional Final. The Huskies finished with 39 wins, eclipsing the 35-win mark for the sixth time in the last 10 seasons. He was named ABCA/Diamond Northeast Coach of the Year.

In 2018, Penders led UConn to its fourth at-large bid to the NCAA Tournament in program history. The Huskies earned the No. 2 seed in the NCAA Conway Regional and reached the Regional Final by defeating LIU Brooklyn and host, Coastal Carolina.

Reggie Crawford earned an invite to play for the USA Collegiate National Team in 2021, becoming the fourth Husky in the past six seasons to receive the honor. Penders has had seven players don the stars and stripes (Matt Barnes, Tim Cate, Mason Feole, Anthony Kay, L.J. Mazzilli and George Springer).

Penders led the Huskies to their first-ever American Athletic Conference crown in 2016, finishing with a 38-25 overall record en route to their fourth NCAA Tournament appearance in the last seven seasons. Four Huskies were drafted in the 2016 MLB Draft, including Kay, who went 31st overall to the New York Mets.

Penders earned NEIBA New England Coach of the Year honors in 2015 as his squad went 35-25 and reached the semifinal round of the 2015 American Baseball Championship. Seven Huskies earned All-Conference accolades following the season, including American Athletic Conference Pitcher of the Year Carson Cross. Along with Siena, the NEIBA New England Player of the Year, Cross was named an ABCA/Rawlings Third-Team All-American following the season and also received All-America laurels from Louisville Slugger. Willy Yahn became UConn's first Freshman All-American since 2009 following the season with a Louisville Slugger nod.

In 2013, the Huskies claimed their final BIG EAST Championship, defeating Notre Dame, 8-1, in Clearwater, Fla. UConn advanced to play in the NCAA tournament for the third time in the past four years. The BIG EAST title was the third in UConn history joining the 1990 and '94 teams. UConn defeated No. 1 seed Virginia Tech in its first game of the 2013 NCAA Regional hosted in Blacksburg, Va., before falling to Oklahoma and the Hokies in consecutive games. The Huskies finished the season with a 35-28 record.

In 2011, Penders guided the Huskies to the program's first regular-season BIG EAST championship title and first appearance in the NCAA Super Regionals. UConn finished the season with a 22-5 mark in conference play, and ended the year with a 45-20-1 overall record. Following their program-best 22 wins in conference play in 2011, the Huskies earned a bid to the NCAA Tournament for the 17th time, including their second straight appearance. As the No. 2 seed in the Clemson Regional, UConn went 4-1 while eliminating all three opponents from NCAA Tournament play, including No. 1 seed Clemson.

During 2011, Penders coached 11 student-athletes to BIG EAST post season honors, including Pitcher of the Year Matt Barnes and Player of the Year George Springer. Three Huskies also earned All-America status under Penders that season, as Barnes and Springer were named first team All-Americans and Kevin Vance was named a second team All-American.

In the 2011 Major League Baseball Amateur Draft, a program-best 10 Huskies were selected. George Springer (11th overall), and Matt Barnes (19th overall) were first-round selections of the Houston Astros and Boston Red Sox respectively. Joining the two first-rounders were Nick Ahmed (2nd round pick of the Braves), John Andreoli (17th round pick of the Cubs), Greg Nappo (18th round pick of the Marlins), Kevin Vance (19th round pick of the White Sox), Mike Nemeth (21st round pick of the Brewers), Dave Fischer (30th round pick of the Giants), Doug Elliot (35th round pick of the Brewers), and Elliot Glynn (39th round pick of the Brewers).

The 2010 season was one of the most successful seasons in program history, as Penders guided the Huskies to a program-best 48 wins. After being nationally ranked for the first time since 1979, UConn earned an NCAA Tournament berth for the first time since 1994 and hosted the Norwich Regional at Dodd Stadium in Norwich, Conn. Along with the team success, including a UConn-best 22-game win streak, Penders earned multiple coaching accolades as he was named BIG EAST, ECAC, and NEIBA Coach of the Year. He was also named the ABCA/Diamond Northeast Coach of the Year.

In 2009, Penders led the Huskies to a 36-24 overall record and an appearance in the BIG EAST Championship final against Louisville. Under Penders' guidance, George Springer became UConn's first-ever BIG EAST Rookie of the Year following the 2009 season.

During 2007, Penders and the Huskies earned a spot in the BIG EAST Championship game after battling their way through the BIG EAST Tournament by upsetting three higher-seeded teams. UConn's appearance in the title game as the eighth-seed marked the lowest

seed in BIG EAST Tournament history to reach the final game.

After the 2006 season, a year in which the Huskies went 39-18-1, Penders led his program to a second place finish in the BIG EAST and earned BIG EAST Coach of the Year, and NEIBA Coach of the Year honors, while his team was named the NEIBA Team of the Year.

In July of 2003, Penders became just the fifth head coach in the program's history since 1924 joining Summer Dole (1924-35), J.O. Christian (1936-61), Larry Panciera (1962-79) and Andy Baylock (1979-88).

Penders was an assistant coach for the Huskies for seven years from 1997-2003 as UConn posted winning seasons in each of those campaigns. As an assistant coach, Penders coordinated the Huskies recruiting of student-athletes, served as a hitting coach and worked with the catchers and outfielders.

A standout on the baseball field for Connecticut during his undergraduate career, Penders was a four-year letter winner as a Husky. He was co-captain of the 1994 UConn squad that won the BIG EAST Conference tournament, and the Huskies advanced to the NCAA Championship in both his junior and senior years. He hit .354 with seven home runs and 46 runs batted in as a senior in 1994. He earned First Team All-Northeast, All-New England and All-BIG EAST honors in his senior year as a catcher.

During his UConn career, the Huskies played in the Championship game of the BIG EAST Tournament three times. Penders helped the Huskies to 99 wins over his four seasons, including a 30-18 record in 1994. He also excelled in the classroom as a three-time BIG EAST Academic All-Star. Penders was a four-year member of the UConn Captains' Council and served as that group's president during his senior year.

Penders graduated from UConn in 1994 with a degree in political science and added a master's degree from UConn in 1998 from the School of Education.

Penders worked in Washington, D.C., from 1994-96 as a political fundraiser for U.S. Senator Tom Harkin of Iowa. Penders returned to UConn for the 1997 season as a graduate assistant baseball coach and became a fulltime assistant coach for the 1999 season. He also founded and directs the Connecticut Baseball School. The popular camp holds sessions during the summer and winter vacation periods, along with a one-day fall session in October every year.

The connection between the Penders family and UConn athletics runs deep. Penders' father, Jim, and uncle, Tom, both graduated from UConn and played on the Huskies' 1965 College World Series team. Jim is a 1966 UConn graduate and recently retired as the baseball coach at East Catholic High School. He won 600 games in 43 seasons and coached his three sons. He was an infielder for the Huskies and had a career batting average of .279, including a .323 mark his senior year. He was a captain of the '65 squad and the only player to hit over .300 for the Huskies that season. Jim has won four Connecticut high school state championships at East Catholic and was named the national high school coach of the year in 1996. In the summer of 2008 he was inducted into the National High School Coaches Association Hall of Fame, and in June of 2009, the baseball field at East Catholic was named in his honor.

Tom, a 1967 UConn graduate, was the head men's basketball coach at Tufts (1971-74), Columbia (1974-78), Fordham (1978-86), Rhode Island (1986-88), Texas (1988-89), George Washington (1998-2000) and Houston (2004-10). Tom was a two-sport star at UConn in baseball and basketball as he played in two NCAA tournaments (1965 and 1967) and the 1965 College World Series. Penders' extended family also includes a prominent former Husky.

His former classmate, teammate, battery-mate and 1994 Lawrence R. Panciera Most Valuable Player, Aaron Quinn, is now his brother-in-law. Quinn pitched for the Huskies from 1991-94 and married Penders' sister-in-law, Courtney in 1999. Penders' younger brother Rob is the head coach of Division II St. Edward's University of Austin, Texas. His grandfather Jim was the longtime baseball coach at Stratford (Conn.) High School from 1931-68 and won four state championships, a record matched by Penders' father at East Catholic. He was also the head of the physical education department and the town's recreation director. The Stratford High School baseball and football complex is named in his honor. Penders is also actively involved with several baseball clinics around the globe as he has presented as a featured clinician in Regensburg, Germany to German baseball coaches for International Sports Group/Major League Baseball International.

A native of Vernon, Conn., Penders was an all-state performer in baseball at East Catholic High School and served as his senior class president. In 2011, he was inducted into the ECHS Hall of Fame.

A daily runner, Penders completed his first marathon in Philadelphia in November 2011. Penders resides in Old Wethersfield, Conn. with his three children - a daughter, Tess Avery, and sons, James Henry "Hank", and Charles Edward "Charlie".

Elliot Ballpark



Facts & Figures

Name: Elliot Ballpark

Year: 2021

Capacity: 1,351

Playing Surface: AstroTurf OPS

Field Dimesions:

LF: 330 ft, **LCF:** 380 ft

CF: 400 ft, **RCF:** 372 ft

RF: 330 ft

First Game: vs. CCSU, March 23, 2021 (2-0 UConn)



Records and Accomplishments

First Win: 2-0, vs. Central Connecticut State, March 23, 2021

First Pitch (Pitcher/Batter): Pat Gallagher facing TJ Wainwright

First Strikeout: Pat Gallagher against TJ Wainwright

First Hit: Buddy DeWaine, CCSU (Single, T1)

First UConn Hit: Erik Stock (Single, B4)

First Game With Lights: vs. URI, March 27, 2021 (Game 2 DH)

First Official Night Game: Georgetown, April 9, 2021

First Shutout: 2-0 vs. Central Connecticut State, March 23, 2021

Last Shutout: 6-0 vs. Georgetown, (4/10/2021)

First Four-Game Series Sweep: vs. Seton Hall (May 20-22, 2021)

First Three-Game Sweep: vs. UMass (April 2-3, 2021)

First Walk-Off: Pat Winkel Solo Homer, 13th inning, vs. URI (3/27/21)

First Home Run: Xavier Vargas, URI (T5), March 26, 2021

First UConn Home Run: Kyler Fedko, URI (B5), March 26, 2021

First Complete Game: Ben Casparius, Georgetown (7 Inn) (4/9/21)

First 9-Inning Complete Game: Pat Gallagher, St. John's (4/9/22)

Longest Home Win Streak: 17 game win streak (3/30/21 - 3/29/22t)

Most Runs Scored (Game): 28, vs. UMass (4/19/2022)

Most Runs Scored in a Series (3-Game): 35, St. John's (4/8-4-10, 2022)

Most Runs Scored in a Series (4-Game): 48, Seton Hall (5/20-22/2021)

First Cycle: N/A

First No-Hitter: N/A

First Perfect Game: N/A

Longest Game (Inns): 13 innings, URI, March 27, 2021 (3-2 UConn)

Longest Game (Time): 3:40, vs. URI, March 27, 2021 (Game 2 of DH)

Most Home Runs in a Game (Player): 2 (six times), C. Winkel, Pat Winkel (x2), K. Fedko, Xavier Vargas (x2)

Most Home Runs in a Game (Team): 5, twice, last Rutgers 3/26/23

Most Strikeouts (Player): Ben Casparius(15), Georgetown, 4/9/2021

Most Strikeouts (Team): 15, vs. Georgetown, April 9, 2021

First Inside-the-Park-Homer: Zach Bushling, UMass, (4/3/21)

First Back-To-Back Homers: Z. Bushling-K. Fedko, UMass, (4/3/21)

First Back-To-Back-To-Back HR's: Bushling, K. Fedko, Crawford, UMass, (4/3/21)

Best Home Record Season: 16-1 (2021)

Most RBIs in a Game: Pat Winkel, 7, vs. Seton Hall (5/21/2021)

Five-Hit Game: T.C. Simmons, vs. CCSU (4/5/2022)

First Stolen Base: Zach Bushling (B3), stole 3B, CCSU (3/23/21)

First Run Scored: Kyler Fedko (B1), vs. CCSU, March 23, 2021

First Grand Slam: Pat Winkel, vs. Seton Hall, 5/21/2021

Attendance Records

1. 1508 vs. Seton Hal (5/7/23)
2. 1,445 vs. Seton Hall (5/22/21)
3. 1,308 vs. Xavier (5/15/22)
4. 1,175 vs Rutgers (3/26/23)
5. 1,131 vs. Seton Hall (5/21/21)
6. 1,094 vs. Seton Hall (5/20/21)

All-Time Elliot Ballpark Record

2021: 16-1

2022: 18-4

2023: 16-4

Overall Record: 50-9

Season Statistics

Record: 44-17 Home: 18-4 Away: 18-8 Neutral: 8-5 Conference: 15-5

Player	avg	gp-gs	ab	r	h	2b	3b	hr	rbi	tb	slg%	bb	hp	so	gdp	ob%	sf	sh	sb-att	po	a	e	fld%
Kron, Drew	.429	19-0	7	7	3	0	0	0	3	3	.429	1	0	2	1	.500	0	0	1-2	2	1	0	1.000
Tammaro, Paul	.389	36-24	90	19	35	6	0	4	16	53	.589	13	9	12	1	.504	1	3	6-7	33	57	1	.989
Freeberger, Dominic	.346	61-61	246	60	85	13	0	7	61	119	.484	34	8	38	5	.429	8	2	6-9	50	85	9	.938
Huber, Ben	.341	52-52	208	50	71	21	0	17	66	143	.688	34	6	67	8	.442	3	0	4-6	355	17	7	.982
Studley, Jake	.325	60-60	234	48	76	12	2	8	57	116	.496	30	12	41	6	.420	5	2	6-10	138	3	2	.986
Broadhurst, Luke	.312	60-57	205	55	64	13	1	14	51	121	.590	39	12	55	3	.441	5	0	9-11	0	0	0	.000
Smith, David	.304	57-57	237	70	72	19	2	5	36	110	.464	45	7	54	3	.429	0	3	39-44	105	44	2	.987
Morton, Korey	.290	61-61	224	57	65	14	3	10	45	115	.513	25	11	60	1	.383	4	9	23-26	124	3	5	.962
Daniels, Ryan	.273	42-25	110	26	30	8	2	1	20	45	.409	21	4	28	1	.401	2	1	16-17	48	55	1	.990
Padilla, Bryan	.266	59-59	218	35	58	11	1	6	42	89	.408	28	3	41	9	.355	2	4	7-8	90	124	15	.934
Garbowski, Matt	.257	50-42	144	19	37	5	0	1	17	45	.313	21	4	25	6	.363	2	5	0-0	378	30	2	.995
Dalena, Maddix	.254	30-13	59	11	15	1	1	3	11	27	.458	13	0	19	0	.389	0	0	0-0	67	1	0	1.000
Hyde, Ryan	.250	26-19	60	9	15	1	0	0	9	16	.267	11	1	14	2	.375	0	1	0-0	170	10	0	1.000
Simmons, T.C.	.212	24-18	66	9	14	3	0	2	7	23	.348	20	2	19	1	.409	0	0	4-6	46	0	1	.979
Brini, Niko	.083	13-1	12	1	1	0	0	0	0	1	.083	0	1	2	0	.154	0	0	1-1	5	0	0	1.000
Totals	.302	61	2120	476	641	127	12	78	441	1026	.484	335	80	477	47	.411	32	30	122-147	1629	484	50	.977
Opponents	.266	61	2103	332	559	77	8	67	305	853	.406	252	55	554	38	.357	19	24	45-60	1602	587	79	.965

LOB - Team (519), Opp (492). DPs turned - Team (49), Opp (59). IBB - Team (10), FREEBERGER 2, SIMMONS 2, HUBER 2, SMITH 1, MORTON 1, PADILLA 1, DALENA 1, Opp (2). Picked off - STUDLEY 3, MORTON 3, SIMMONS 1, GARBOWSKI 1, PADILLA 1, SMITH 1, BROADHURST 1, HUBER 1.

(All games Sorted by Earned run avg)

Player	era	w-l	app	gs	cg	sho	sv	ip	h	r	er	bb	so	2b	3b	hr	b/avg	wp	hp	bk	sfa	sha
Pascarella, Mitchell	0.00	0-0	1	0	0	0/0	0	1.0	0	0	0	2	2	0	0	0	.000	0	0	0	0	0
Fogell, Zach	1.89	8-0	36	0	0	0/2	1	47.2	37	12	10	23	60	4	0	2	.210	5	4	1	0	3
Willis, Justin	3.04	3-3	24	0	0	0/1	12	23.2	16	13	8	11	29	3	1	2	.190	3	2	0	5	1
Afthim, Brady	3.91	0-0	26	0	0	0/2	0	25.1	18	11	11	18	23	4	0	3	.205	1	4	0	2	1
Kirby, Devin	4.35	7-1	25	0	0	0/2	1	49.2	60	25	24	11	43	8	1	6	.297	3	4	0	1	2
Coe, Garrett	4.42	6-3	22	7	0	0/2	0	55.0	44	28	27	30	47	10	1	4	.220	5	8	0	1	3
Quigley, Stephen	4.83	4-3	15	14	0	0/0	0	76.1	78	42	41	29	74	8	1	7	.269	1	6	1	1	4
Ellisen, Thomas	4.94	5-1	24	4	0	0/2	0	51.0	61	35	28	23	44	7	1	8	.300	7	5	0	1	3
Nowak, Will	5.02	0-0	17	0	0	0/0	0	14.1	16	8	8	11	14	4	0	1	.308	1	1	1	2	0
Freeberger, Dominic	5.06	0-0	6	0	0	0/0	0	5.1	6	4	3	1	7	2	0	0	.273	0	0	0	0	0
Sullivan, Jack	5.28	4-1	14	10	0	0/1	0	44.1	60	30	26	16	34	7	0	7	.324	2	2	0	1	0
Abbadessa, Jude	5.40	0-0	10	0	0	0/1	0	6.2	11	6	4	2	7	2	0	1	.344	0	1	1	1	0
Cooke, Ian	5.74	3-3	12	12	0	0/1	0	53.1	61	41	34	28	60	9	0	7	.286	3	4	1	3	3
Sears, Andrew	6.24	3-1	14	14	0	0/0	0	62.0	62	47	43	23	74	5	1	11	.259	5	9	1	0	4
Quigley, Michael	6.52	1-0	10	0	0	0/1	0	9.2	10	7	7	11	14	1	1	1	.250	2	1	0	0	0
Carrea, Joe	7.20	0-0	7	0	0	0/1	0	10.0	8	9	8	6	14	2	0	4	.211	1	1	0	1	0
Quinn, Braden	16.43	0-1	14	0	0	0/0	0	7.2	11	14	14	7	8	1	1	3	.306	0	3	1	0	0
Totals	4.91	44-17	61	61	0	3/3	14	543.0	559	332	296	252	554	77	8	67	.266	39	55	7	19	24
Opponents	6.94	17-44	61	61	0	1/1	9	534.0	641	476	412	335	477	127	12	78	.302	49	80	7	32	30

PB - Team (11), GARBOWSKI 11, Opp (7). Pickoffs - Team (6), SEARS 3, COE 1, SULLIVAN 1, NOWAK 1, Opp (12). SBA/ATT - GARBOWSKI (38-46), QUIGLEY, S (9-13), SULLIVAN (12-13), HYDE (7-10), ELLISEN (4-6), KIRBY (4-5), COE (3-5), SEARS (3-5), COOKE (4-4), AFTHIM (1-2), QUINN (2-2), NOWAK (0-1), CARREA (1-1), WILLIS (1-1), ABBADESSA (1-1), FOGELL (0-1).

Conference Statistics

All-Time vs. Opponents

Team	Record	1st Meeting
Air Force	1-1	1999
Alcorn St.	1-0	2016
American	1-0	1963
American Int'l	12-7	1937
Amherst	1-4	1926
Appalachian State	0-2	1985
Arizona State	0-3	2004
Arkansas-Little Rock	1-0	2005
Armstrong Atlantic	0-1	2002
Army	2-7-1	1924
Auburn	0-1	2014
Austin Peay	1-0	2016
Bates	1-2	1922
Belmont	1-0	2005
Birmingham Southern	1-1	2003
Boston College	70-55	1909
Boston University	18-6	1923
Bowdoin	0-1	1928
Bowling Green	1-1	2005
Bradley	1-1	1987
Brandeis	1-0	1954
Bridgeport	2-0	1929
Bridgewater State	0-1	1953
Brooklyn College	1-1	1944
Brown	37-24-1	1920
Bryant	11-4-1	2009
Bucknell	2-1	2009
Butler	8-1	2004
BYU	1-2	2017
California	1-2	1998
Cal Baptist	First Meeting	2023
Cal. State-Fullerton	0-1	1979
Cal. State Northridge	3-3	2010
Cal Poly	1-1	2020
Catawba	0-1	1941
Centenary	2-1	2005
Central Connecticut	36-9	1987
Central Michigan	2-1	2005
Charlotte	3-4	1984
Chicago State	1-0	1991
Cincinnati	25-16	2006
Citadel	3-6	1999
CNNY	2-1	1916
Clark (MA)	9-3	1921
Clemson	2-0	2011
Coast Guard	20-1	1923
Coastal Carolina	3-3	2011
Colby	5-8-1	1915
College of Charleston	3-3	2011
Columbia	3-2	2002
Cornell	0-1	1977
Creighton	7-1	2021
C.W. Post	2-0	1987
Dartmouth	8-4	1958
Davidson	10-4	1959
Delaware	6-6-1	1984
Duke	2-1	1958
Duquesne	1-0	2006
East Carolina	14-40	1979
East Stroudsburg	1-0	1930
Eastern Illinois	0-1	1987
Eastern Kentucky	2-1	1984
Eckerd (FL)	0-3	1974
Elon	1-1	1988
Fairfield	60-15-1	1973
Fairleigh Dickinson	0-1	1984
Florida	0-7	1968
Florida A&M	1-0	2023
Florida Atlantic	5-4	2006
Florida Int'l	5-1	2015
Florida Southern	4-6	1967
Florida State	1-0	1957
Fordham	2-2	1991
Fullerton State	0-1	1979
Furman	1-0	2015
George Mason	10-7	1986
Georgetown	51-22	1985
Georgia	0-4	1990
Georgia State	1-0	2018
Georgia Tech	3-7	1994
Hampden-Sydney	0-1	1963
Hartford	42-16	1985
Harvard	5-7	1923
Hawaii	3-1	2023
Hofstra	2-0	2006
Holy Cross	43-20-2	1923
Houston	10-13	2014
Howard	1-0	1959
Illinois	2-1	2012
Illinois State	1-1	2004
Indiana	4-2	1998

Team	Record	1st Meeting
Indiana State	1-1	1961
Iona	4-1-1	1978
Iowa State	0-1	1957
Ithaca	3-0	1949
Jacksonville	1-2	2004
Kansas State	First Meeting	2023
Kennesaw State	2-2	2015
Kent State	2-1	2022
Lafayette	2-0	1965
Lamar	0-1	2006
La Salle	1-0	2014
Lehigh	2-3	1940
Lewis (IL)	0-1	1969
Liberty	4-4	1977
Lipscomb	4-3	2002
LIU	1-0	2018
Long Beach State	0-2	1994
Louisville	13-19	2006
Lynchburg (VA)	2-0	1963
Maine	61-51	1924
Manhattan	4-1	1921
Marist	5-0	1998
Marshall	0-1	2010
Maryland	6-4	1941
UMass Lowell	7-1	2015
Massachusetts	95-73-3	1900
Memphis	17-7	1999
Merrimack	1-0	2022
Methodist (NC)	2-0	1978
Miami (FL)	0-2	1970
Miami (OH)	0-1	2009
Michigan	5-3	1999
Michigan State	5-4	1970
Middlebury	5-2	1912
Minnesota	2-5	1996
Mississippi State	0-4	2003
Missouri	0-1	2008
Missouri St.	1-0	2016
Monmouth	1-0	2000
Mount St. Mary's	2-0	2005
Navy	6-1	1979
Nebraska	2-1	1979
New Hampshire	58-46-3	1911
New Orleans	3-4	2003
New York Tech	4-2	1912
New York University	0-2	1913
North Carolina	9-23	1958
North Carolina State	2-9	1974
N. Carolina Wesleyan	0-1	1958
North Florida	7-2	2004
Northeastern	60-21-1	1923
Northeastern Illinois	1-0	1992
Northern Iowa	0-1	1998
Northwestern	1-2	2000
Norwich	7-5	1927
Notre Dame	18-29-1	1996
Ohio State	6-10	1970
Oklahoma	1-1	2012
Oklahoma State	1-4	1992
Old Dominion	1-0	2002
Oregon	0-3	2010
Oregon State	1-1	2011
Pace	0-0-1	2004
Penn State	3-2	1959
Pennsylvania	1-0	2008
Pepperdine	2-1	2022
Pittsburgh	40-26	1990
Pratt	1-0	1930
Presbyterian	4-2	2013
Princeton	0-2	1946
Providence	50-48	1920
Purdue	0-5	1985
Quinnipiac	12-5	2001
Regis	0-1	1993
RPI	2-1	1927
Rhode Island	123-69-4	1896
Richmond	0-1	1989
Rider	2-0	1999
Rollins (FL)	3-0	1967
Rutgers	33-35	1946
St. Andrews	1-0	1989
St. Anselm	0-1	1911

Team	Record	1st Meeting
St. Francis (NY)	1-2	1982
St. John's	66-60	1975
St. Joseph's	3-1	2017
St. Leo's	6-3	1967
St. Michael's	1-0	1920
St. Peter's	1-0	2014
St. Stephenson	3-0	1924
Sacred Heart	18-3	2000
Saint Louis	0-1	1965
Sam Houston St.	3-3	2013
San Diego	3-1	2011
San Diego State	4-1	2011
Santa Clara	0-1	2017
SE Louisiana	2-2	2003
Seton Hall	47-47	1919
Siena	6-8-1	1980
South Alabama	1-6	1993
South Carolina	0-3	1985
Southern California	3-1	1972
Southern Mississippi	1-3	2011
Springfield	25-32-2	1905
Stanford	1-2	2022
Stetson	4-3	1967
Stevens Tech	0-1	1916
Stony Brook	1-1	2001
Syracuse	0-1	1922
Tampa	0-1	1969
Temple	4-6	1940
Tennessee	0-2	1996
Tennessee-Martin	1-0	2005
Tennessee Wesleyan	1-0	1993
Texas	2-4	1957
Texas A&M-C.C.	0-1	2011
Texas State	2-1	2018
Texas Tech	1-5	2013
Toledo	1-1	2006
Towson	1-0	1988
Trinity	20-10	1919
Troy	3-0	2000
Tufts	3-3	1923
Tulane	8-8	2015
UAB	2-2	2002
UC Davis	2-1	2017
UC Irvine	0-1	2011
UCF	13-8	2013
UCLA	FIRST MEETING	2023
UCSB	0-3	2016
UC San Diego	2-1	2022
UMBC	4-0	1977
UNC-Greensboro	0-6	2001
UNC-Pembroke	4-0	1978
USC Upstate	1-0	2015
USF	30-34	1968
UTSA	1-2	2016
Vanderbilt	0-4	2000
VCU	0-1	1989
Vermont	40-22-1	1920
Villanova	43-26	1947
Virginia	3-6	1963
Virginia Tech	6-11	1976
VMI	2-0	1976
Wake Forest	5-7	1958
Washington	0-2	2018
Washington & Lee	3-0	1963
Washington State	0-1	1965
Wesleyan	32-27-1	1916
West Virginia	25-23	1996
Western Carolina	1-2	2007
Western Michigan	1-3	1959
Wichita State	8-2	2014
William & Mary	3-0	2015
Williams	2-6	1921
Wingate College	1-0	1990
Wisconsin	2-1	1988
WIT	2-3	1915
Worcester Poly	4-4	1907
Xavier	11-7	2011
Yale	43-21-1	1943
UMBC	3-0	2023

* 2024 Opponents In Bold

2024 FREQUENT FLYER MILES

Travel Log

2017: 29,924.9 miles

2018: 23,976.3 miles

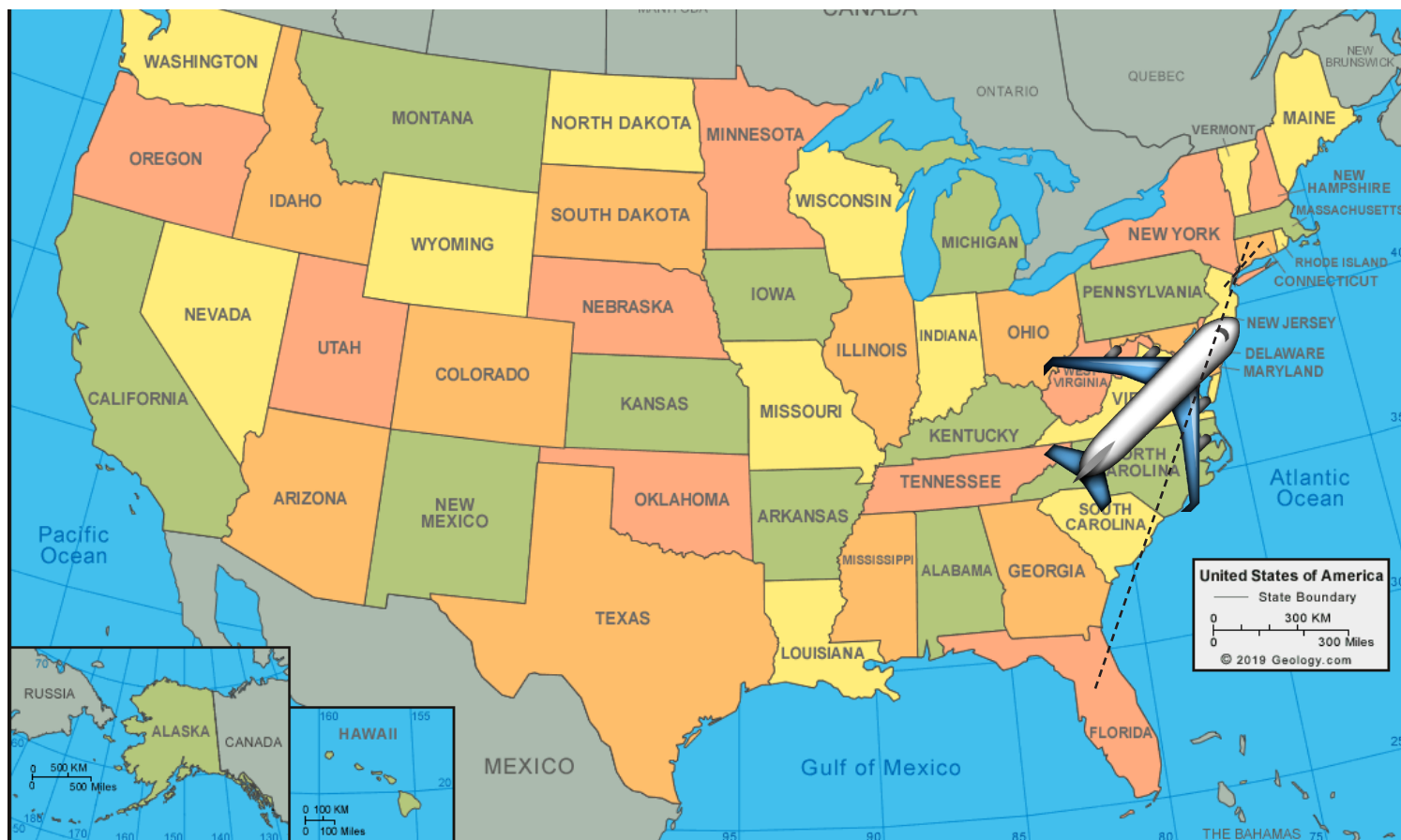
2019: 29,686.6 miles

2020: 12,615 miles (Shortened Season)

2021: 15,693 miles

2022: 25,011 miles

2023: 31,000.9 miles



Recent Box Scores

Individual Game-By-Game

#34 Afthim, Brady - 5 games (All games)

Date	Opponent	Pos	AB	R	H	RBI	2B	3B	HR	BB	SB	CS	HBP	SAC	SF	GDP	K	PO	A	E	Avg
April 1	UMBC	p	0	0	0	0	0	0	0	0	0	0	0	0	0	0	0	0	1	0	.000
Apr 08	at St. John's-2	p	0	0	0	0	0	0	0	0	0	0	0	0	0	0	0	0	2	0	.000
Apr 24	RHODE ISLAND	p	0	0	0	0	0	0	0	0	0	0	0	0	0	0	0	0	1	0	.000
May 07	SETON HALL	p	0	0	0	0	0	0	0	0	0	0	0	0	0	0	0	1	1	0	.000
May 20	at Creighton	p	0	0	0	0	0	0	0	0	0	0	0	0	0	0	0	1	0	0	.000
Totals		Ogs	0	0	0	0	0	0	0	0	0	0	0	0	0	0	0	2	5	0	.000

On base pct. .000 • Slugging pct. .000

#34 Afthim, Brady - 26 appearances (All games)

Date	Opponent	GS	IP	H	R	ER	BB	SO	2B	3B	HR	WP	BK	HBP	IBB	Score	W-L	Sv	ERA	NP
Feb 18	vs Ohio State		0.2	0	1	1	3	0	0	0	0	0	0	0	0	9-6	0-0	0	13.50	23
Feb 19	vs Ohio State		1.2	1	0	0	0	2	0	0	0	0	0	1	0	8-6	0-0	0	3.86	40
Mar 03	at Florida Atlantic		1.0	1	0	0	0	0	0	0	0	0	0	0	0	6-4	0-0	0	2.70	10
Mar 05	at Florida Atlantic		0.2	1	0	0	0	1	1	0	0	0	0	0	0	8-2	0-0	0	2.25	22
Mar 12	at Hawaii		1.1	2	0	0	0	1	0	0	0	0	0	0	0	18-10	0-0	0	1.69	15
03-17-23	at San Diego State		1.2	1	0	0	0	2	1	0	0	0	0	0	0	2-4	0-0	0	1.29	27
03-19-23	at San Diego State		0.1	0	0	0	1	0	0	0	0	0	0	1	0	10-3	0-0	0	1.23	10
Mar 24	RUTGERS-1		0.1	0	0	0	0	0	0	0	0	0	0	0	0	9-8	0-0	0	1.17	6
Mar 26	RUTGERS		1.0	0	1	1	1	1	0	0	0	0	0	0	0	9-7	0-0	0	2.08	12
Mar 29	HARTFORD		1.0	0	0	0	1	2	0	0	0	0	0	1	0	17-1	0-0	0	1.86	26
April 1	UMBC		2.0	1	0	0	1	3	1	0	0	0	0	0	0	11-2	0-0	0	1.54	29
Apr 04	at Columbia		0.2	1	1	1	1	1	0	0	1	1	0	0	0	14-19	0-0	0	2.19	16
Apr 06	at St. John's		0.1	1	0	0	1	1	0	0	0	0	0	0	0	7-5	0-0	0	2.13	11
Apr 08	at St. John's-1		1.0	0	0	0	0	1	0	0	0	0	0	0	0	8-3	0-0	0	1.98	7
Apr 08	at St. John's-2		1.2	2	1	1	1	0	0	0	0	0	0	0	1	7-9	0-0	0	2.35	17
Apr 10	BRYANT		0.1	0	0	0	0	0	0	0	0	0	0	0	0	11-3	0-0	0	2.30	3
Apr 15	at Xavier-2		0.1	1	1	1	1	0	0	0	1	0	0	0	0	11-9	0-0	0	2.81	14
Apr 19	at Boston College		1.0	1	0	0	1	2	1	0	0	0	0	0	0	12-1	0-0	0	2.65	24
Apr 22	GEORGETOWN-1		0.2	1	1	1	0	0	0	0	0	0	0	1	0	6-3	0-0	0	3.06	17
Apr 24	RHODE ISLAND		1.0	0	0	0	0	2	0	0	0	0	0	0	0	9-0	0-0	0	2.89	9
May 07	SETON HALL		1.0	0	0	0	0	0	0	0	0	0	0	0	0	15-9	0-0	0	2.75	10
May 13	BUTLER		1.1	2	2	2	2	1	0	0	1	0	0	0	0	8-11	0-0	0	3.43	33
May 20	at Creighton		2.0	0	0	0	0	0	0	0	0	0	0	0	0	10-0	0-0	0	3.13	19
May 26	vs Georgetown		1.0	1	0	0	0	2	0	0	0	0	0	0	0	10-1	0-0	0	3.00	14
May 27	vs Xavier		0.0	0	2	2	3	0	0	0	0	0	0	0	0	3-7	0-0	0	3.75	17
Jun 04	at Florida		1.1	1	1	1	1	1	0	0	0	0	0	0	0	2-8	0-0	0	3.91	24
Totals		0	25.1	18	11	11	18	23	4	0	3	1	0	4	1	240-141	0-0	0	3.91	-

#46 Brini, Niko - 13 games (All games)

Date	Opponent	Pos	AB	R	H	RBI	2B	3B	HR	BB	SB	CS	HBP	SAC	SF	GDP	K	PO	A	E	Avg
Feb 19	vs Ohio State	ph	1	0	0	0	0	0	0	0	0	0	0	0	0	0	0	0	0	0	.000
Feb 20	vs Ohio State	ph	1	0	0	0	0	0	0	0	0	0	0	0	0	0	0	0	0	0	.000
Feb 25	at California	ph	1	0	0	0	0	0	0	0	0	0	0	0	0	0	0	0	0	0	.000
Mar 04	at Florida Atlantic	*of	4	0	1	0	0	0	0	0	1	0	0	0	0	0	0	3	0	0	.143
Mar 05	at Florida Atlantic	of	0	0	0	0	0	0	0	0	0	0	1	0	0	0	0	0	0	0	.143
Mar 13	at Hawaii	of	0	0	0	0	0	0	0	0	0	0	0	0	0	0	0	0	0	0	.143
03-16-23	at San Diego State	of	0	0	0	0	0	0	0	0	0	0	0	0	0	0	0	1	0	0	.143
03-17-23	at San Diego State	ph	1	0	0	0	0	0	0	0	0	0	0	0	0	0	1	0	0	0	.125
03-18-23	at San Diego State	pr	0	1	0	0	0	0	0	0	0	0	0	0	0	0	0	0	0	0	.125
Mar 29	HARTFORD	ph/of	2	0	0	0	0	0	0	0	0	0	0	0	0	0	0	0	0	0	.100
April 1	UMBC	of	0	0	0	0	0	0	0	0	0	0	0	0	0	0	0	0	0	0	.100
Apr 02	UMBC	ph/of	1	0	0	0	0	0	0	0	0	0	0	0	0	0	1	0	0	0	.091
Apr 10	BRYANT	ph/of	1	0	0	0	0	0	0	0	0	0	0	0	0	0	0	1	0	0	.083
Totals		1gs	12	1	1	0	0	0	0	0	1	0	1	0	0	0	2	5	0	0	.083

On base pct. .154 • Slugging pct. .083

#20 Broadhurst, Luke - 60 games (All games)

Date	Opponent	Pos	AB	R	H	RBI	2B	3B	HR	BB	SB	CS	HBP	SAC	SF	GDP	K	PO	A	E	Avg
Feb 17	vs Ohio State	*dh	4	0	0	0	0	0	0	0	0	0	0	0	0	0	3	0	0	0	.000
Feb 18	vs Ohio State	*dh	3	0	0	0	0	0	0	1	0	0	0	0	0	0	0	0	0	0	.000
Feb 19	vs Ohio State	ph	2	0	0	0	0	0	0	0	0	0	0	0	0	0	1	0	0	0	.000
Feb 20	vs Ohio State	*dh	3	0	1	0	0	0	0	0	0	0	0	0	0	0	2	0	0	0	.083
Feb 24	vs Cal Poly	*dh	4	3	3	3	1	0	2	0	0	0	1	0	0	0	1	0	0	0	.250
Feb 25	at California	*dh	2	0	1	0	0	0	0	1	0	0	1	0	0	0	1	0	0	0	.278
Mar 03	at Florida Atlantic	*dh	3	1	1	0	0	0	0	0	1	0	1	0	0	0	1	0	0	0	.286
Mar 04	at Florida Atlantic	*dh	2	1	0	0	0	0	0	0	0	0	0	0	0	0	0	0	0	0	.261
Mar 05	at Florida Atlantic	ph	1	0	0	0	0	0	0	0	0	0	0	0	0	0	1	0	0	0	.250
Mar 10	at Hawaii	*dh	2	1	1	1	0	0	1	1	0	0	1	0	0	0	1	0	0	0	.269
Mar 11	at Hawaii	*dh	6	1	2	1	2	0	0	0	0	0	0	0	0	1	0	0	0	0	.281
Mar 12	at Hawaii	*dh	4	1	2	4	1	0	0	2	0	0	0	0	0	0	1	0	0	0	.306
Mar 13	at Hawaii	*dh	3	1	1	1	0	0	0	1	0	0	0	0	0	0	1	0	0	0	.308
03-16-23	at San Diego State	*dh	5	0	2	1	0	0	0	0	0	0	0	0	0	0	0	0	0	0	.318
03-17-23	at San Diego State	*dh	3	0	0	0	0	0	0	0	0	0	0	0	0	0	2	0	0	0	.298
03-18-23	at San Diego State	*dh	3	2	0	1	0	0	0	1	0	0	0	0	0	0	1	0	0	0	.280
Mar 22	UMASS	*dh	2	1	1	1	0	0	1	1	0	0	2	0	0	0	0	0	0	0	.288
Mar 24	RUTGERS-1	*dh	4	1	1	0	0	0	0	2	1	0	0	0	0	0	0	0	0	0	.286
Mar 24	RUTGERS-2	*dh	2	1	0	1	0	0	0	1	0	1	0	0	1	0	0	0	0	0	.276
Mar 26	RUTGERS	ph	2	1	1	2	0	0	1	0	0	0	0	0	0	0	0	0	0	0	.283
Mar 28	BOSTON COLLEGE	*dh	4	1	2	0	0	0	0	0	0	0	0	0	0	0	0	0	0	0	.297
Mar 29	HARTFORD	*dh	4	2	1	2	1	0	0	1	0	0	0	0	0	0	1	0	0	0	.294
Mar 31	UMBC	*dh	2	1	2	3	0	0	0	0	1	0	2	0	1	0	0	0	0	0	.314
April 1	UMBC	*dh	5	0	1	0	1	0	0	0	0	0	0	0	0	0	0	0	0	0	.307
Apr 02	UMBC	*dh	3	2	3	3	0	0	0	0	0	0	0	0	0	0	0	0	0	0	.333
Apr 04	at Columbia	*dh	4	1	2	0	0	0	0	2	0	0	0	0	0	0	1	0	0	0	.341
Apr 06	at St. John's	*dh	4	0	1	0	1	0	0	1	0	0	0	0	0	0	2	0	0	0	.337
Apr 08	at St. John's-1	*dh	4	1	2	1	0	0	0	0	0	0	0	0	1	0	1	0	0	0	.344
Apr 08	at St. John's-2	*dh	4	0	2	0	1	0	0	0	1	0	1	0	0	0	2	0	0	0	.351
Apr 10	vs CCSU	*dh	2	1	1	3	0	0	1	1	0	0	1	0	0	0	0	0	0	0	.354
Apr 10	BRYANT	*dh	2	2	1	1	0	0	0	1	0	0	0	0	1	0	1	0	0	0	.357
Apr 14	at Xavier	*dh	4	2	4	3	0	0	2	0	0	0	0	0	0	0	0	0	0	0	.382
Apr 15	at Xavier-1	*dh	5	0	1	0	1	0	0	0	0	0	0	0	0	0	2	0	0	0	.374
Apr 15	at Xavier-2	*dh	4	1	1	0	0	0	0	1	0	0	0	0	0	0	1	0	0	0	.369
Apr 18	NORTHEASTERN	*dh	3	0	0	0	0	0	0	1	0	0	0	0	0	0	1	0	0	0	.360
Apr 19	at Boston College	*dh	3	3	2	4	0	0	1	2	0	0	0	0	0	0	0	0	0	0	.368
Apr 21	GEORGETOWN	*dh	3	1	0	0	0	0	0	2	0	1	0	0	0	0	1	0	0	0	.358
Apr 22	GEORGETOWN-1	*dh	3	1	2	1	1	0	1	2	0	0	0	0	0	0	1	0	0	0	.366
Apr 22	GEORGETOWN-2	*dh	4	0	0	0	0	0	0	0	0	0	0	0	0	0	2	0	0	0	.354
Apr 24	RHODE ISLAND	*dh	4	1	1	2	1	0	0	1	0	0	0	0	0	0	3	0	0	0	.351
Apr 29	at Villanova-1	*dh	2	2	0	0	0	0	0	3	1	0	0	0	0	0	2	0	0	0	.346
Apr 29	at Villanova-2	*dh	3	1	0	0	0	0	0	1	0	0	0	0	0	0	1	0	0	0	.338
May 05	SETON HALL	*dh	2	2	1	1	0	0	0	2	1	0	0	0	0	0	1	0	0	0	.341
May 06	SETON HALL	*dh	4	0	0	0	0	0	0	1	0	0	0	0	0	0	3	0	0	0	.331
May 07	SETON HALL	*dh	5	2	3	0	1	1	0	0	1	0	0	0	0	0	1	0	0	0	.340
May 07	HOFSTRA	*dh	4	2	2	1	0	0	1	0	0	0	0	0	0	0	0	0	0	0	.344
May 11	BUTLER	*dh	5	2	1	0	1	0	0	1	0	0	0	0	0	0	1	0	0	0	.340
May 13	BUTLER	*dh	4	2	1	2	0	0	1	1	0	0	0	0	0	0	2	0	0	0	.338
May 13	BUTLER	*dh	3	0	0	0	0	0	0	1	1	0	1	0	0	1	0	0	0	0	.331
May 18	at Creighton	*dh	4	1	1	2	0	0	1	0	0	0	0	0	0	0	1	0	0	0	.329
May 19	at Creighton	*dh	4	1	0	1	0	0	0	1	0	0	0	0	0	0	1	0	0	0	.322
May 20	at Creighton	*dh	4	2	2	0	0	0	0	0	1	0	0	0	0	1	0	0	0	0	.326
May 24	vs Georgetown	*dh	4	1	1	1	0	0	1	0	0	0	0	0	0	0	0	0	0	0	.324
May 24	vs Xavier	*dh	4	1	3	0	0	0	0	0	0	0	0	0	0	0	0	0	0	0	.333
May 26	vs Georgetown	*dh	3	0	1	2	0	0	0	1	0	0	1	0	0	0	0	0	0	0	.333
May 26	vs Xavier	*dh	3	0	0	1	0	0	0	0	0	0	0	0	1	0	2	0	0	0	.328
May 27	vs Xavier	*dh	4	0	0	0	0	0	0	0	0	0	0	0	0	0	1	0	0	0	.321
Jun 02	vs Texas Tech	*dh	4	0	0	0	0	0	0	0	0	0	0	0	0	0	1	0	0	0	.315
Jun 03	vs Florida A&M	*dh	4	1	1	0	0	0	0	1	0	0	0	0	0	0	1	0	0	0	.313
Jun 04	at Florida	*dh	4	0	1	1	0	0	0	0	0	0	0	0	0	0	2	0	0	0	.312
Totals		57gs	205	55	64	51	13	1	14	39	9	2	12	0	5	3	55	0	0	0	.312

On base pct. .441 • Slugging pct. .590

#27 Carrea, Joe - 2 games (All games)

Date	Opponent	Pos	AB	R	H	RBI	2B	3B	HR	BB	SB	CS	HBP	SAC	SF	GDP	K	PO	A	E	Avg
Apr 18	NORTHEASTERN	p	0	0	0	0	0	0	0	0	0	0	0	0	0	0	0	1	0	0	.000
Jun 03	vs Florida A&M	p	0	0	0	0	0	0	0	0	0	0	0	0	0	0	0	1	0	0	.000
Totals		0gs	0	0	0	0	0	0	0	0	0	0	0	0	0	0	0	2	0	0	.000

On base pct. .000 • Slugging pct. .000

#27 Carrea, Joe - 7 appearances (All games)

Date	Opponent	GS	IP	H	R	ER	BB	SO	2B	3B	HR	WP	BK	HBP	IBB	Score	W-L	Sv	ERA	NP
Mar 29	HARTFORD		1.0	1	1	1	0	1	1	0	0	0	0	0	0	17-1	0-0	0	9.00	20
April 1	UMBC		0.2	0	0	0	1	2	0	0	0	0	0	0	0	11-2	0-0	0	5.40	17
Apr 18	NORTHEASTERN		2.2	3	4	4	1	4	0	0	2	0	0	1	0	3-12	0-0	0	10.38	57
Apr 24	RHODE ISLAND		1.0	0	0	0	1	3	0	0	0	1	0	0	0	9-0	0-0	0	8.44	23
Apr 29	at Villanova-2		1.0	1	1	1	0	2	0	0	1	0	0	0	0	9-1	0-0	0	8.53	14
May 24	vs Xavier		2.2	2	1	0	1	2	1	0	0	0	0	0	0	2-10	0-0	0	6.00	39
Jun 03	vs Florida A&M		1.0	1	2	2	2	0	0	0	1	0	0	0	0	9-6	0-0	0	7.20	25
Totals		0	10.0	8	9	8	6	14	2	0	4	1	0	1	0	60-32	0-0	0	7.20	-

#38 Coe, Garrett - 5 games (All games)

Date	Opponent	Pos	AB	R	H	RBI	2B	3B	HR	BB	SB	CS	HBP	SAC	SF	GDP	K	PO	A	E	Avg
Mar 10	at Hawaii	p	0	0	0	0	0	0	0	0	0	0	0	0	0	0	0	0	2	0	.000
Apr 15	at Xavier-1	p	0	0	0	0	0	0	0	0	0	0	0	0	0	0	0	0	1	1	.000
Apr 19	at Boston College	*p	0	0	0	0	0	0	0	0	0	0	0	0	0	0	0	0	1	0	.000
May 07	HOFSTRA	p	0	0	0	0	0	0	0	0	0	0	0	0	0	0	0	0	1	0	.000
May 27	vs Xavier	p	0	0	0	0	0	0	0	0	0	0	0	0	0	0	0	1	1	0	.000
Totals		1gs	0	0	0	0	0	0	0	0	0	0	0	0	0	0	0	1	6	1	.000

On base pct. .000 • Slugging pct. .000

#38 Coe, Garrett - 22 appearances (All games)

Date	Opponent	GS	IP	H	R	ER	BB	SO	2B	3B	HR	WP	BK	HBP	IBB	Score	W-L	Sv	ERA	NP
Feb 19	vs Ohio State		0.1	0	0	0	0	0	0	0	0	0	0	0	0	8-6	0-0	0	0.00	4
Feb 20	vs Ohio State		1.0	1	1	1	2	0	1	0	0	0	0	0	0	5-10	0-0	0	6.75	25
Mar 05	at Florida Atlantic		1.0	0	0	0	1	1	0	0	0	0	0	0	0	8-2	0-0	0	3.86	23
Mar 10	at Hawaii		3.2	3	2	1	1	3	1	0	0	0	0	0	0	4-8	0-0	0	3.00	51
Mar 12	at Hawaii		2.1	1	3	3	4	1	0	0	0	0	0	0	0	18-10	1-0	0	5.40	49
Mar 22	UMASS	*	4.0	2	0	0	1	4	1	0	0	0	0	0	0	7-3	2-0	0	3.65	47
Mar 26	RUTGERS		2.0	1	0	0	3	0	0	0	0	1	0	0	0	9-7	2-0	0	3.14	34
Mar 29	HARTFORD	*	2.0	0	0	0	0	3	0	0	0	0	0	0	0	17-1	3-0	0	2.76	23
Apr 02	UMBC		1.0	0	0	0	1	1	0	0	0	0	0	0	0	11-0	3-0	0	2.60	14
Apr 04	at Columbia		0.1	2	3	3	0	0	0	0	1	0	0	1	0	14-19	3-0	0	4.08	17
Apr 08	at St. John's-2		0.1	1	1	1	1	0	1	0	0	0	0	0	0	7-9	3-1	0	4.50	10
Apr 10	BRYANT	*	3.1	1	2	2	3	4	1	0	0	1	0	0	0	11-3	3-1	0	4.64	56
Apr 15	at Xavier-1		1.0	3	3	3	0	1	0	1	1	0	0	0	0	8-18	3-2	0	5.64	24
Apr 19	at Boston College	*	2.2	5	1	1	0	1	1	0	0	0	0	1	0	12-1	3-2	0	5.40	55
Apr 24	RHODE ISLAND	*	3.0	1	0	0	2	5	0	0	0	3	0	0	0	9-0	4-2	0	4.82	64
May 05	SETON HALL		5.1	1	0	0	2	7	1	0	0	0	0	1	0	10-7	5-2	0	4.05	90
May 07	HOFSTRA		3.1	5	1	1	0	2	1	0	0	0	0	0	0	9-7	6-2	0	3.93	57
May 13	BUTLER		2.0	1	1	1	2	1	0	0	0	0	0	0	0	7-6	6-2	0	3.96	38
May 18	at Creighton		2.0	4	2	2	0	2	0	0	0	0	0	0	0	6-7	6-2	0	4.20	27
May 24	vs Georgetown	*	5.1	4	3	3	2	4	1	0	2	0	0	2	0	5-4	6-2	0	4.30	71
May 27	vs Xavier		5.2	6	1	1	0	4	0	0	0	0	0	1	0	3-7	6-2	0	4.01	76
Jun 04	at Florida	*	3.1	2	4	4	5	3	1	0	0	0	0	2	0	2-8	6-3	0	4.42	59
Totals		7	55.0	44	28	27	30	47	10	1	4	5	0	8	0	190-143	6-3	0	4.42	-

#22 Cooke, Ian - 4 games (All games)

Date	Opponent	Pos	AB	R	H	RBI	2B	3B	HR	BB	SB	CS	HBP	SAC	SF	GDP	K	PO	A	E	Avg
Feb 17	vs Ohio State	*p	0	0	0	0	0	0	0	0	0	0	0	0	0	0	0	1	0	0	.000
Mar 24	RUTGERS-1	*p	0	0	0	0	0	0	0	0	0	0	0	0	0	0	0	2	0	0	.000
Mar 31	UMBC	*p	0	0	0	0	0	0	0	0	0	0	0	0	0	0	0	0	1	0	.000
Apr 22	GEORGETOWN-2	*p	0	0	0	0	0	0	0	0	0	0	0	0	0	0	0	0	1	0	.000
Totals		4gs	0	0	0	0	0	0	0	0	0	0	0	0	0	0	0	3	2	0	.000

On base pct. .000 • Slugging pct. .000

#22 Cooke, Ian - 12 appearances (All games)

Date	Opponent	GS	IP	H	R	ER	BB	SO	2B	3B	HR	WP	BK	HBP	IBB	Score	W-L	Sv	ERA	NP
Feb 17	vs Ohio State	*	6.0	8	3	3	1	8	2	0	0	0	0	0	0	0-3	0-1	0	4.50	97
Feb 24	vs Cal Poly	*	5.0	7	6	4	2	9	1	0	2	0	1	0	0	11-10	0-1	0	5.73	101
Mar 03	at Florida Atlantic	*	6.1	4	2	1	3	4	0	0	0	0	0	1	0	6-4	1-1	0	4.15	85
Mar 10	at Hawaii	*	3.1	10	6	5	2	5	2	0	0	0	0	0	0	4-8	1-2	0	5.66	90
03-16-23	at San Diego State	*	6.2	5	2	2	2	6	0	0	2	0	0	1	0	10-2	2-2	0	4.94	109
Mar 24	RUTGERS-1	*	5.2	8	4	3	2	5	0	0	1	0	0	0	0	9-8	2-2	0	4.91	95
Mar 31	UMBC	*	6.0	3	2	2	3	8	1	0	1	1	0	0	0	9-4	3-2	0	4.62	99
Apr 06	at St. John's	*	4.0	3	3	3	1	4	1	0	1	1	0	2	0	7-5	3-2	0	4.81	74
Apr 22	GEORGETOWN-2	*	3.0	3	4	4	5	5	0	0	0	0	0	0	0	2-6	3-3	0	5.28	71
May 07	SETON HALL	*	3.2	6	5	3	3	1	0	0	0	0	0	0	0	15-9	3-3	0	5.44	73
May 13	BUTLER	*	1.2	4	4	4	3	2	2	0	0	1	0	0	0	8-11	3-3	0	5.96	48
May 20	at Creighton	*	2.0	0	0	0	1	3	0	0	0	0	0	0	0	10-0	3-3	0	5.74	36
Totals		12	53.1	61	41	34	28	60	9	0	7	3	1	4	0	91-70	3-3	0	5.74	-

#43 Dalena, Maddix - 30 games (All games)

Date	Opponent	Pos	AB	R	H	RBI	2B	3B	HR	BB	SB	CS	HBP	SAC	SF	GDP	K	PO	A	E	Avg
Feb 19	vs Ohio State	*dh	3	1	1	2	0	0	1	0	0	0	0	0	0	0	2	0	0	0	.333
Feb 24	vs Cal Poly	ph	1	0	1	0	0	0	0	0	0	0	0	0	0	0	0	0	0	0	.500
Feb 25	at California	ph	1	0	0	0	0	0	0	0	0	0	0	0	0	0	0	0	0	0	.400
Mar 05	at Florida Atlantic	*dh	3	1	2	0	0	0	0	1	0	0	0	0	0	0	1	0	0	0	.500
Mar 10	at Hawaii	ph	1	0	0	0	0	0	0	0	0	0	0	0	0	0	1	0	0	0	.444
Mar 12	at Hawaii	ph	1	0	0	0	0	0	0	0	0	0	0	0	0	0	0	0	0	0	.400
Mar 13	at Hawaii	ph	1	0	0	0	0	0	0	0	0	0	0	0	0	0	0	0	0	0	.364
03-17-23	at San Diego State	ph	1	0	1	0	0	0	0	0	0	0	0	0	0	0	0	0	0	0	.417
03-18-23	at San Diego State	ph	1	0	1	0	0	0	0	0	0	0	0	0	0	0	0	0	0	0	.462
03-19-23	at San Diego State	*dh	3	0	0	0	0	0	0	1	0	0	0	0	0	0	1	0	0	0	.375
Mar 26	RUTGERS	*dh	2	0	0	0	0	0	0	0	0	0	0	0	0	0	1	0	0	0	.333
Mar 28	BOSTON COLLEGE	ph	1	0	0	0	0	0	0	0	0	0	0	0	0	0	1	0	0	0	.316
Mar 29	HARTFORD	ph/1b	1	1	0	1	0	0	0	1	0	0	0	0	0	0	0	0	0	0	.300
Apr 02	UMBC	ph	0	0	0	0	0	0	0	2	0	0	0	0	0	0	0	0	0	0	.300
Apr 10	vs CCSU	ph	1	0	0	0	0	0	0	0	0	0	0	0	0	0	0	0	0	0	.286
Apr 10	BRYANT	ph/1b	1	0	0	0	0	0	0	0	0	0	0	0	0	0	1	0	0	0	.273
Apr 21	GEORGETOWN	1b	0	1	0	0	0	0	0	1	0	0	0	0	0	0	0	0	0	0	.273
Apr 22	GEORGETOWN-1	*1b	4	0	0	0	0	0	0	0	0	0	0	0	0	0	1	9	0	0	.231
Apr 22	GEORGETOWN-2	*1b	4	0	1	0	0	0	0	0	0	0	0	0	0	0	2	6	1	0	.233
Apr 24	RHODE ISLAND	*1b	4	1	0	0	0	0	0	1	0	0	0	0	0	0	1	7	0	0	.206
Apr 29	at Villanova-1	*1b	2	0	0	0	0	0	0	3	0	0	0	0	0	0	1	6	0	0	.194
Apr 29	at Villanova-2	*1b	4	2	2	3	0	0	1	0	0	0	0	0	0	0	0	7	0	0	.225
May 05	SETON HALL	*1b	3	1	1	0	0	0	0	1	0	0	0	0	0	0	2	3	0	0	.233
May 06	SETON HALL	*1b	5	0	1	0	0	0	0	0	0	0	0	0	0	0	1	12	0	0	.229
May 07	SETON HALL	*1b	5	1	1	2	0	0	1	0	0	0	0	0	0	0	2	5	0	0	.226
May 07	HOFSTRA	*1b	3	2	2	2	1	1	0	1	0	0	0	0	0	0	1	12	0	0	.250
May 11	BUTLER	ph	0	0	0	0	0	0	0	1	0	0	0	0	0	0	0	0	0	0	.250
May 13	BUTLER	ph	1	0	0	0	0	0	0	0	0	0	0	0	0	0	0	0	0	0	.246
May 13	BUTLER	ph	1	0	0	0	0	0	0	0	0	0	0	0	0	0	0	0	0	0	.241
Jun 02	vs Texas Tech	ph	1	0	1	1	0	0	0	0	0	0	0	0	0	0	0	0	0	0	.254
Totals		13gs	59	11	15	11	1	1	3	13	0	0	0	0	0	0	19	67	1	0	.254

On base pct. .389 • Slugging pct. .458

#7 Daniels, Ryan - 42 games (All games)

Date	Opponent	Pos	AB	R	H	RBI	2B	3B	HR	BB	SB	CS	HBP	SAC	SF	GDP	K	PO	A	E	Avg
Feb 20	vs Ohio State	ph	1	1	1	0	0	0	0	0	1	0	0	0	0	0	0	0	0	0	1.000
Feb 25	at California	ph	1	0	0	0	0	0	0	0	0	0	0	0	0	0	0	0	0	0	.500
Mar 04	at Florida Atlantic	dh	2	1	1	0	1	0	0	0	0	0	0	0	0	0	0	0	0	0	.500
Mar 05	at Florida Atlantic	*2b	3	0	0	0	0	0	0	1	0	0	0	0	0	0	2	2	0	0	.286
Mar 10	at Hawaii	2b	1	0	0	0	0	0	0	0	0	0	0	0	0	0	1	0	0	0	.250
Mar 12	at Hawaii	2b	1	0	0	0	0	0	0	0	0	0	0	0	0	0	1	0	1	0	.222
Mar 13	at Hawaii	*2b	4	1	2	0	1	0	0	0	0	0	0	0	0	0	1	1	2	0	.308
03-16-23	at San Diego State	*2b	4	1	2	1	1	0	0	0	0	0	0	0	0	0	2	2	1	0	.353
03-17-23	at San Diego State	ph	1	0	0	0	0	0	0	0	0	0	0	0	0	0	1	0	0	0	.333
03-18-23	at San Diego State	pr/2b	0	0	0	0	0	0	0	0	0	0	0	0	0	0	0	0	1	0	.333
03-19-23	at San Diego State	*2b	2	2	0	1	0	0	0	3	1	0	0	0	0	0	0	1	5	0	.300
Mar 22	UMASS	*2b	3	3	2	0	1	0	0	0	2	0	1	0	0	1	0	2	5	0	.348
Mar 24	RUTGERS-1	*2b	3	1	2	5	0	1	0	2	1	0	0	0	1	0	0	1	4	0	.385
Mar 24	RUTGERS-2	*2b	4	0	1	0	0	0	0	0	1	0	0	0	0	0	1	0	3	0	.367
Mar 26	RUTGERS	*2b	4	0	0	0	0	0	0	0	0	0	0	0	0	0	3	1	4	0	.324
Mar 28	BOSTON COLLEGE	ph	1	0	0	0	0	0	0	0	0	0	0	0	0	0	0	0	0	0	.314
Mar 29	HARTFORD	*2b/3b	4	2	1	2	1	0	0	0	1	0	0	0	0	0	0	0	1	0	.308
Mar 31	UMBC	*2b	3	1	0	0	0	0	0	2	1	0	0	0	0	0	0	3	1	0	.286
Apr 02	UMBC	*2b	4	0	1	0	1	0	0	0	0	0	0	0	0	0	2	5	2	0	.283
Apr 04	at Columbia	*2b	5	2	1	0	1	0	0	1	1	0	0	0	0	0	0	1	3	0	.275
Apr 06	at St. John's	ph/2b	2	1	1	1	0	0	0	0	0	0	0	0	0	0	1	0	0	0	.283
Apr 08	at St. John's-2	*2b	5	0	1	0	0	0	0	0	0	0	0	0	0	0	0	4	1	0	.276
Apr 10	vs CCSU	*2b	4	0	1	1	0	0	0	1	1	0	0	0	0	0	0	1	2	0	.274
Apr 14	at Xavier	*2b	3	0	0	0	0	0	0	0	0	0	0	0	0	0	1	1	1	0	.262
Apr 15	at Xavier-2	*2b	3	2	2	2	0	0	1	2	1	0	0	0	0	0	1	1	0	0	.279
Apr 18	NORTHEASTERN	*2b	3	1	3	0	1	0	0	1	0	0	0	0	0	0	0	2	1	0	.310
Apr 21	GEORGETOWN	ph	1	0	1	1	0	0	0	0	0	0	0	0	0	0	0	0	0	0	.319
Apr 22	GEORGETOWN-1	*2b	4	0	1	1	0	0	0	1	0	0	0	0	0	0	0	3	3	0	.316
Apr 22	GEORGETOWN-2	*2b	2	1	1	1	0	0	0	1	1	0	1	0	1	0	0	2	3	1	.321
Apr 29	at Villanova-1	ph	1	0	0	0	0	0	0	0	0	0	0	0	0	0	1	0	0	0	.316
May 06	SETON HALL	ph/2b	3	1	1	0	0	0	0	0	1	0	0	0	0	0	0	0	1	0	.317
May 07	HOFSTRA	*2b	4	2	1	0	0	1	0	0	1	0	0	0	0	0	2	3	2	0	.314
May 11	BUTLER	*2b	4	0	0	1	0	0	0	2	0	0	0	1	0	0	2	1	0	0	.300
May 13	BUTLER	*2b	5	0	1	0	0	0	0	0	0	0	0	0	0	0	0	3	1	0	.295
May 13	BUTLER	*2b	1	2	0	0	0	0	0	2	1	1	2	0	0	0	0	4	3	0	.292
May 18	at Creighton	ph	1	0	0	0	0	0	0	0	0	0	0	0	0	0	0	0	0	0	.289
May 19	at Creighton	ph	1	0	1	2	0	0	0	0	0	0	0	0	0	0	0	0	0	0	.296
May 26	vs Georgetown	ph	1	0	0	0	0	0	0	0	0	0	0	0	0	0	1	0	0	0	.293
May 27	vs Xavier	ph/2b	2	0	0	0	0	0	0	0	0	0	0	0	0	0	1	2	0	0	.287
Jun 02	vs Texas Tech	ph/2b	1	0	0	1	0	0	0	0	0	0	0	0	0	0	0	0	0	0	.284
Jun 03	vs Florida A&M	*2b	4	1	0	0	0	0	0	1	1	0	0	0	0	0	1	1	4	0	.274
Jun 04	at Florida	*2b	4	0	1	0	0	0	0	0	0	0	0	0	0	0	3	1	0	0	.273
Totals		25gs	110	26	30	20	8	2	1	21	16	1	4	1	2	1	28	48	55	1	.273

On base pct. .401 • Slugging pct. .409

#25 Ellisen, Thomas - 6 games (All games)

Date	Opponent	Pos	AB	R	H	RBI	2B	3B	HR	BB	SB	CS	HBP	SAC	SF	GDP	K	PO	A	E	Avg
Mar 05	at Florida Atlantic	p	0	0	0	0	0	0	0	0	0	0	0	0	0	0	0	0	1	0	.000
Mar 24	RUTGERS-2	p	0	0	0	0	0	0	0	0	0	0	0	0	0	0	0	0	2	0	.000
Mar 31	UMBC	p	0	0	0	0	0	0	0	0	0	0	0	0	0	0	0	0	1	0	.000
Apr 08	at St. John's-2	p	0	0	0	0	0	0	0	0	0	0	0	0	0	0	0	1	0	1	.000
Apr 15	at Xavier-2	p	0	0	0	0	0	0	0	0	0	0	0	0	0	0	0	0	1	0	.000
May 20	at Creighton	p	0	0	0	0	0	0	0	0	0	0	0	0	0	0	0	0	1	0	.000
Totals		0gs	0	0	0	0	0	0	0	0	0	0	0	0	0	0	0	1	6	1	.000

On base pct. .000 • Slugging pct. .000

#25 Ellisen, Thomas - 24 appearances (All games)

Date	Opponent	GS	IP	H	R	ER	BB	SO	2B	3B	HR	WP	BK	HBP	IBB	Score	W-L	Sv	ERA	NP
Feb 17	vs Ohio State		1.0	0	0	0	0	2	0	0	0	0	0	0	0	0-3	0-0	0	0.00	12
Feb 19	vs Ohio State		0.0	3	3	3	1	0	0	0	0	0	0	0	0	8-6	0-0	0	27.00	23
Feb 24	vs Cal Poly		1.0	2	1	1	2	2	0	0	1	0	0	0	0	11-10	0-0	0	18.00	27
Mar 05	at Florida Atlantic		3.2	2	0	0	2	3	0	0	0	0	0	0	0	8-2	1-0	0	6.35	41
Mar 11	at Hawaii	*	3.0	2	3	2	3	1	0	0	0	0	0	1	0	13-8	1-0	0	6.23	49
03-18-23	at San Diego State		2.0	3	3	0	0	4	0	1	0	2	0	1	0	12-6	1-0	0	5.06	50
Mar 22	UMASS		1.0	2	1	1	1	2	1	0	0	0	0	0	0	7-3	1-0	0	5.40	26
Mar 24	RUTGERS-2		4.0	5	1	1	1	1	1	0	0	0	0	0	0	6-5	2-0	0	4.60	52
Mar 28	BOSTON COLLEGE		4.1	1	0	0	2	3	0	0	0	0	0	2	0	3-6	2-0	0	3.60	69
Mar 31	UMBC		1.0	0	0	0	0	0	0	0	0	0	0	0	0	9-4	2-0	0	3.43	4
Apr 04	at Columbia		0.1	3	5	5	2	1	2	0	0	1	0	0	0	14-19	2-0	0	5.48	20
Apr 08	at St. John's-2		2.2	5	3	2	0	2	1	0	0	0	0	0	0	7-9	2-0	0	5.62	43
Apr 10	BRYANT		1.2	3	0	0	1	1	0	0	0	0	0	0	0	11-3	3-0	0	5.26	34
Apr 14	at Xavier		0.2	0	0	0	1	0	0	0	0	0	0	0	0	7-6	3-0	0	5.13	7
Apr 15	at Xavier-2		0.2	1	1	1	0	1	0	0	1	0	0	0	0	11-9	3-0	0	5.33	10
Apr 18	NORTHEASTERN	*	2.1	8	6	6	1	2	1	0	2	0	0	1	0	3-12	3-1	0	6.75	62
Apr 22	GEORGETOWN-2		1.1	0	0	0	1	1	0	0	0	2	0	0	0	2-6	3-1	0	6.46	28
Apr 24	RHODE ISLAND		2.0	1	0	0	1	1	0	0	0	0	0	0	0	9-0	3-1	0	6.06	24
Apr 29	at Villanova-1		3.0	4	1	1	0	3	0	0	1	0	0	0	0	7-3	4-1	0	5.80	50
May 07	SETON HALL		3.1	3	1	0	1	3	0	0	0	1	0	0	0	15-9	5-1	0	5.31	51
May 11	BUTLER		3.0	4	2	2	0	2	1	0	1	0	0	0	0	6-5	5-1	0	5.36	34
May 20	at Creighton		1.2	0	0	0	3	3	0	0	0	0	0	0	0	10-0	5-1	0	5.15	35
May 26	vs Xavier	*	4.1	6	2	1	0	5	0	0	0	1	0	0	0	6-4	5-1	0	4.88	81
Jun 03	vs Florida A&M	*	3.0	3	2	2	0	1	0	0	2	0	0	0	0	9-6	5-1	0	4.94	34
Totals		4	51.0	61	35	28	23	44	7	1	8	7	0	5	0	194-144	5-1	0	4.94	-

#5 Garbowski, Matt - 50 games (All games)

Date	Opponent	Pos	AB	R	H	RBI	2B	3B	HR	BB	SB	CS	HBP	SAC	SF	GDP	K	PO	A	E	Avg
Feb 17	vs Ohio State	*c	3	0	0	0	0	0	0	0	0	0	0	0	0	0	1	9	1	0	.000
Feb 18	vs Ohio State	*c	4	0	0	0	0	0	0	0	0	0	0	0	0	0	0	6	0	0	.000
Feb 19	vs Ohio State	c	2	0	0	0	0	0	0	0	0	0	0	0	0	0	2	4	0	0	.000
Feb 20	vs Ohio State	*c	2	0	1	0	0	0	0	1	0	0	0	0	0	0	0	12	2	0	.091
Feb 24	vs Cal Poly	*c	4	0	0	0	0	0	0	0	0	0	0	0	0	0	2	16	0	0	.067
Feb 25	at California	*c	2	0	0	0	0	0	0	0	0	0	1	0	0	0	1	8	0	0	.059
Mar 03	at Florida Atlantic	*c	4	0	0	0	0	0	0	0	0	0	0	0	0	1	1	4	1	0	.048
Mar 04	at Florida Atlantic	*c	3	0	1	1	0	0	0	1	0	0	0	0	0	1	0	9	0	0	.083
Mar 10	at Hawaii	*c	3	0	0	0	0	0	0	0	0	0	0	0	0	0	2	9	0	0	.074
Mar 11	at Hawaii	*c	5	2	3	1	0	0	0	1	0	0	0	0	0	0	0	9	0	0	.156
Mar 13	at Hawaii	*c	4	0	1	1	0	0	0	0	0	0	0	1	0	0	0	9	0	1	.167
03-16-23	at San Diego State	*c	4	0	0	0	0	0	0	1	0	0	0	0	0	0	2	9	2	0	.150
03-18-23	at San Diego State	*c	5	0	1	0	0	0	0	0	0	0	0	0	0	0	1	12	1	0	.156
03-19-23	at San Diego State	*c	2	1	0	1	0	0	0	2	0	0	1	0	0	0	0	10	0	0	.149
Mar 22	UMASS	*c	3	0	0	0	0	0	0	0	0	0	0	1	0	0	0	7	1	0	.140
Mar 24	RUTGERS-1	*c	3	1	1	1	0	0	0	2	0	0	0	1	0	0	1	10	1	0	.151
Mar 26	RUTGERS	*c	3	0	0	0	0	0	0	0	0	0	0	0	0	0	1	6	1	0	.143
Mar 28	BOSTON COLLEGE	*c	1	0	0	0	0	0	0	1	0	0	0	0	0	0	0	4	1	0	.140
April 1	UMBC	*c	1	2	1	1	0	0	0	2	0	0	0	0	1	0	0	15	0	0	.155
Apr 04	at Columbia	*c	4	2	3	0	0	0	0	1	0	0	0	0	0	0	0	9	0	0	.194
Apr 06	at St. John's	ph/c	2	1	1	1	0	0	0	0	0	0	0	0	0	0	0	2	0	0	.203
Apr 08	at St. John's-2	*c	3	0	0	0	0	0	0	0	0	0	0	1	0	1	0	5	2	0	.194
Apr 10	vs CCSU	*c	5	3	3	0	0	0	0	0	0	0	0	0	0	0	0	12	1	0	.222
Apr 14	at Xavier	*c	3	1	1	0	0	0	0	1	0	0	0	0	0	0	1	9	3	0	.227
Apr 15	at Xavier-1	ph/c	2	0	1	0	0	0	0	0	0	0	0	0	0	0	0	3	0	0	.234
Apr 15	at Xavier-2	*c	5	0	1	2	1	0	0	0	0	0	0	0	0	0	0	8	0	0	.232
Apr 18	NORTHEASTERN	*c	1	1	1	2	0	0	1	3	0	0	0	0	0	0	0	8	1	0	.241
Apr 19	at Boston College	*c	5	0	1	1	0	0	0	0	0	0	0	0	0	1	2	9	1	0	.239
Apr 21	GEORGETOWN	*c	4	0	0	0	0	0	0	0	0	0	0	0	0	0	0	10	2	0	.228
Apr 22	GEORGETOWN-1	c	0	0	0	0	0	0	0	0	0	0	0	0	0	0	0	1	0	0	.228
Apr 22	GEORGETOWN-2	*c	3	0	1	0	0	0	0	0	0	0	0	0	0	1	1	9	2	0	.232
Apr 24	RHODE ISLAND	*c	4	0	0	0	0	0	0	0	0	0	0	0	0	0	2	13	1	0	.222
Apr 29	at Villanova-1	c	0	0	0	0	0	0	0	0	0	0	0	0	0	0	0	0	0	0	.222
Apr 29	at Villanova-2	*c	3	0	0	1	0	0	0	0	0	0	0	0	1	0	0	11	1	0	.216
May 06	SETON HALL	*c	2	0	0	0	0	0	0	0	0	0	0	0	0	0	0	4	0	0	.212
May 07	SETON HALL	*c	4	1	2	0	1	0	0	0	0	0	1	0	0	0	0	6	0	0	.222
May 07	HOFSTRA	ph/c	1	0	1	0	0	0	0	0	0	0	0	0	0	0	0	0	1	0	.229
May 11	BUTLER	*c	5	0	0	0	0	0	0	0	0	0	0	0	0	0	1	15	2	0	.219
May 13	BUTLER	c	0	0	0	0	0	0	0	0	0	0	0	0	0	0	0	1	0	0	.219
May 13	BUTLER	*c	3	1	1	0	0	0	0	1	0	0	0	0	0	0	0	6	0	0	.222
May 18	at Creighton	c	1	1	1	0	1	0	0	0	0	0	0	0	0	0	0	3	1	0	.229
May 19	at Creighton	*c	3	0	2	0	0	0	0	0	0	0	0	0	0	0	0	7	0	0	.240
May 20	at Creighton	*c	4	0	3	4	0	0	0	0	0	0	0	0	0	0	1	6	1	0	.256
May 24	vs Georgetown	*c	2	0	1	0	0	0	0	1	0	0	0	0	0	0	1	10	0	0	.260
May 24	vs Xavier	*c	3	0	1	0	0	0	0	1	0	0	0	0	0	1	0	9	0	0	.262
May 26	vs Xavier	*c	2	0	1	0	0	0	0	1	0	0	0	1	0	0	0	9	0	0	.265
May 27	vs Xavier	*c	4	1	1	0	1	0	0	0	0	0	0	0	0	0	0	6	0	0	.265
Jun 02	vs Texas Tech	*c	2	0	0	0	0	0	0	0	0	0	0	0	0	0	2	9	0	0	.261
Jun 03	vs Florida A&M	*c	3	1	1	0	1	0	0	1	0	0	1	0	0	0	0	3	0	1	.262
Jun 04	at Florida	*c	3	0	0	0	0	0	0	0	0	0	0	0	0	0	0	7	0	0	.257
Totals		42gs	144	19	37	17	5	0	1	21	0	0	4	5	2	6	25	378	30	2	.257

On base pct. .363 • Slugging pct. .312

#44 Huber, Ben - 52 games (All games)

Date	Opponent	Pos	AB	R	H	RBI	2B	3B	HR	BB	SB	CS	HBP	SAC	SF	GDP	K	PO	A	E	Avg
Feb 17	vs Ohio State	*1b	4	0	0	0	0	0	0	0	0	0	0	0	0	0	2	7	1	0	.000
Feb 18	vs Ohio State	*1b	5	0	1	0	0	0	0	0	0	0	0	0	0	0	1	10	0	0	.111
Feb 19	vs Ohio State	*1b	4	1	1	2	0	0	1	0	0	0	1	0	0	0	2	4	2	1	.154
Feb 20	vs Ohio State	*1b	5	1	1	1	0	0	1	0	0	0	0	0	0	0	0	2	0	0	.167
Feb 24	vs Cal Poly	*1b	5	1	1	0	0	0	0	1	0	0	0	0	0	0	2	9	0	1	.174
Feb 25	at California	*1b	3	0	1	1	1	0	0	1	0	0	0	0	0	1	1	7	0	1	.192
Mar 03	at Florida Atlantic	*1b	4	3	3	1	2	0	0	0	0	0	0	0	0	1	0	6	0	0	.267
Mar 04	at Florida Atlantic	*1b	4	0	0	0	0	0	0	0	0	0	0	0	0	2	2	7	1	0	.235
Mar 05	at Florida Atlantic	*1b	4	1	3	3	2	0	0	1	2	0	0	0	0	0	1	6	0	0	.289
Mar 10	at Hawaii	*1b	4	0	2	1	2	0	0	1	0	0	0	0	0	0	1	4	1	1	.310
Mar 11	at Hawaii	*1b	2	1	1	1	0	0	0	3	0	1	1	0	0	0	1	9	0	0	.318
Mar 12	at Hawaii	*1b	3	2	1	0	0	0	0	4	0	0	0	0	0	0	1	11	1	0	.319
Mar 13	at Hawaii	*1b	5	1	2	2	2	0	0	0	0	0	0	0	0	0	2	8	0	1	.327
03-16-23	at San Diego State	*1b	3	3	1	2	0	0	1	1	0	0	1	0	0	0	1	6	0	0	.327
03-17-23	at San Diego State	*1b	2	0	1	0	0	0	0	2	0	1	0	0	0	0	0	6	0	0	.333
03-18-23	at San Diego State	*1b	5	2	3	3	2	0	0	0	0	0	0	0	0	0	1	7	0	0	.355
03-19-23	at San Diego State	*1b	5	0	1	1	0	0	0	0	0	0	0	0	0	0	4	12	0	0	.343
Mar 22	UMASS	*1b	3	0	1	1	1	0	0	2	0	0	0	0	0	0	2	10	0	0	.343
Mar 24	RUTGERS-1	*1b	5	0	2	0	0	0	0	1	0	0	0	0	0	0	1	10	1	0	.347
Mar 24	RUTGERS-2	*1b	3	0	1	0	0	0	0	0	0	0	1	0	0	0	1	10	0	0	.346
Mar 26	RUTGERS	*1b	4	1	2	3	0	0	1	1	0	0	0	0	0	0	1	9	0	0	.354
Mar 28	BOSTON COLLEGE	*1b	4	0	0	0	0	0	0	0	0	0	0	0	0	0	3	8	0	0	.337
Mar 29	HARTFORD	*1b	3	2	2	3	1	0	1	0	0	0	0	0	0	0	1	2	0	0	.348
Mar 31	UMBC	*1b	5	1	0	0	0	0	0	0	0	0	0	0	0	0	3	5	0	0	.330
April 1	UMBC	*1b	5	1	2	1	0	0	0	0	0	0	0	0	0	0	1	7	0	0	.333
Apr 02	UMBC	*1b	5	3	3	0	1	0	0	0	0	0	0	0	0	0	0	6	0	0	.346
Apr 04	at Columbia	*1b	3	1	0	2	0	0	0	1	0	0	0	0	2	0	2	6	0	0	.336
Apr 06	at St. John's	*1b	4	1	2	3	0	0	1	0	0	0	0	0	1	0	1	8	1	0	.342
Apr 08	at St. John's-1	*1b	3	2	0	0	0	0	0	2	0	0	0	0	0	0	1	8	0	0	.333
Apr 08	at St. John's-2	*1b	5	2	3	1	1	0	1	0	0	0	0	0	0	0	1	4	2	0	.345
Apr 10	vs CCSU	*1b	3	0	1	2	0	0	0	2	1	0	0	0	0	0	2	8	0	0	.344
Apr 10	BRYANT	*1b	4	2	2	2	1	0	0	0	0	0	0	0	0	0	0	7	0	0	.349
Apr 14	at Xavier	*1b	5	1	1	1	0	0	1	0	0	0	0	0	0	0	3	6	0	0	.344
Apr 15	at Xavier-1	*1b	5	1	1	2	0	0	1	0	0	0	0	0	0	0	1	6	1	0	.338
Apr 15	at Xavier-2	*1b	5	1	1	3	0	0	1	0	0	0	0	0	0	0	1	9	0	0	.333
Apr 18	NORTHEASTERN	*1b	4	0	0	0	0	0	0	1	0	0	0	0	0	0	1	7	0	0	.324
Apr 19	at Boston College	*1b	4	1	2	2	1	0	0	1	0	0	0	0	0	0	1	2	1	0	.329
Apr 21	GEORGETOWN	*1b	4	0	2	3	1	0	0	0	0	0	0	0	0	0	1	6	1	0	.333
May 11	BUTLER	*1b	5	2	3	1	0	0	1	1	0	0	0	0	0	0	2	9	1	0	.342
May 13	BUTLER	*1b	4	2	2	2	0	0	1	1	0	0	0	0	0	1	0	6	1	2	.346
May 13	BUTLER	*1b	5	1	2	3	1	0	0	0	1	0	0	0	0	0	0	7	0	0	.347
May 18	at Creighton	*1b	5	1	1	1	0	0	1	0	0	0	0	0	0	0	2	8	1	0	.343
May 19	at Creighton	*1b	4	0	0	0	0	0	0	0	0	0	1	0	0	2	2	9	0	0	.335
May 20	at Creighton	*1b	4	2	1	2	0	0	1	0	0	0	1	0	0	0	1	6	0	0	.333
May 24	vs Georgetown	*1b	4	0	1	0	0	0	0	0	0	0	0	0	0	0	2	3	0	0	.332
May 24	vs Xavier	*1b	4	0	0	0	0	0	0	1	0	0	0	0	0	0	2	7	0	0	.324
May 26	vs Georgetown	*1b	3	2	2	5	0	0	1	2	0	0	0	0	0	0	0	7	0	0	.330
May 26	vs Xavier	*1b	3	2	2	1	1	0	1	1	0	0	0	0	0	0	1	6	0	0	.335
May 27	vs Xavier	*1b	3	0	0	1	0	0	0	1	0	0	0	0	0	1	1	3	0	0	.330
Jun 02	vs Texas Tech	*1b	3	1	0	0	0	0	0	1	0	0	0	0	0	0	2	5	0	0	.325
Jun 03	vs Florida A&M	*1b	4	1	3	3	1	0	1	1	0	0	0	0	0	0	1	9	1	0	.333
Jun 04	at Florida	*1b	4	0	3	0	0	0	0	0	0	0	0	0	0	0	1	5	0	0	.341
Totals		52gs	208	50	71	66	21	0	17	34	4	2	6	0	3	8	67	355	17	7	.341

On base pct. .442 • Slugging pct. .688

#2 Hyde, Ryan - 26 games (All games)

Date	Opponent	Pos	AB	R	H	RBI	2B	3B	HR	BB	SB	CS	HBP	SAC	SF	GDP	K	PO	A	E	Avg
Feb 19	vs Ohio State	*c	2	0	0	0	0	0	0	0	0	0	0	0	0	0	2	6	0	0	.000
Feb 24	vs Cal Poly	c	0	0	0	0	0	0	0	0	0	0	0	0	0	0	0	2	0	0	.000
Mar 05	at Florida Atlantic	*c	3	1	0	0	0	0	0	1	0	0	1	0	0	1	1	9	1	0	.000
Mar 10	at Hawaii	c	0	0	0	0	0	0	0	0	0	0	0	0	0	0	0	2	0	0	.000
Mar 12	at Hawaii	*c	3	2	2	3	1	0	0	3	0	0	0	0	0	0	1	5	0	0	.250
03-17-23	at San Diego State	*c	3	1	1	0	0	0	0	0	0	0	0	0	0	0	1	12	1	0	.273
Mar 24	RUTGERS-2	*c	2	1	1	0	0	0	0	1	0	0	0	0	0	0	1	8	0	0	.308
Mar 28	BOSTON COLLEGE	c	1	0	0	0	0	0	0	0	0	0	0	0	0	1	0	4	0	0	.286
Mar 29	HARTFORD	*c	3	2	2	1	0	0	0	1	0	0	0	0	0	0	0	13	0	0	.353
Mar 31	UMBC	*c	4	1	1	0	0	0	0	0	0	0	0	0	0	0	0	10	1	0	.333
Apr 02	UMBC	*c	4	0	0	1	0	0	0	0	0	0	0	0	0	0	0	9	0	0	.280
Apr 06	at St. John's	*c	2	0	1	0	0	0	0	0	0	0	0	0	0	0	1	8	0	0	.296
Apr 08	at St. John's-1	*c	4	0	0	0	0	0	0	1	0	0	0	0	0	0	0	10	0	0	.258
Apr 10	BRYANT	*c	3	0	1	3	0	0	0	1	0	0	0	0	0	0	1	10	0	0	.265
Apr 15	at Xavier-1	*c	2	0	0	0	0	0	0	0	0	0	0	0	0	0	0	3	0	0	.250
Apr 22	GEORGETOWN-1	*c	4	0	2	0	0	0	0	0	0	0	0	0	0	0	0	7	1	0	.275
Apr 22	GEORGETOWN-2	c	1	0	0	0	0	0	0	0	0	0	0	0	0	0	0	0	0	0	.268
Apr 29	at Villanova-1	*c	4	0	1	0	0	0	0	0	0	0	0	0	0	0	2	9	1	0	.267
May 05	SETON HALL	*c	3	1	2	1	0	0	0	1	0	0	0	0	0	0	0	11	0	0	.292
May 06	SETON HALL	c	1	0	0	0	0	0	0	1	0	0	0	0	0	0	1	3	1	0	.286
May 07	HOFSTRA	*c	3	0	0	0	0	0	0	0	0	0	0	0	0	0	0	5	0	0	.269
May 13	BUTLER	*c	3	0	1	0	0	0	0	0	0	0	0	0	0	0	1	6	2	0	.273
May 18	at Creighton	*c	2	0	0	0	0	0	0	0	0	0	0	0	0	0	0	5	1	0	.263
May 19	at Creighton	c	0	0	0	0	0	0	0	0	0	0	0	0	0	0	0	4	0	0	.263
May 26	vs Georgetown	*c	3	0	0	0	0	0	0	1	0	0	0	1	0	0	2	9	1	0	.250
Jun 02	vs Texas Tech	c	0	0	0	0	0	0	0	0	0	0	0	0	0	0	0	0	0	0	.250
Totals		19gs	60	9	15	9	1	0	0	11	0	0	1	1	0	2	14	170	10	0	.250

On base pct. .375 • Slugging pct. .267

#6 Kron, Drew - 19 games (All games)

Date	Opponent	Pos	AB	R	H	RBI	2B	3B	HR	BB	SB	CS	HBP	SAC	SF	GDP	K	PO	A	E	Avg
Feb 24	vs Cal Poly	pr	0	1	0	0	0	0	0	0	0	0	0	0	0	0	0	0	0	0	.000
Mar 03	at Florida Atlantic	of	0	0	0	0	0	0	0	0	0	0	0	0	0	0	0	1	0	0	.000
Mar 12	at Hawaii	of	0	0	0	0	0	0	0	0	0	0	0	0	0	0	0	0	0	0	.000
03-17-23	at San Diego State	pr	0	0	0	0	0	0	0	0	0	0	0	0	0	0	0	0	0	0	.000
03-18-23	at San Diego State	ph/of	1	0	0	0	0	0	0	0	0	0	0	0	0	1	0	0	0	0	.000
03-19-23	at San Diego State	pr	0	1	0	0	0	0	0	0	0	0	0	0	0	0	0	0	0	0	.000
Mar 22	UMASS	pr	0	0	0	0	0	0	0	0	0	0	0	0	0	0	0	0	0	0	.000
Mar 29	HARTFORD	ph/of	1	0	1	2	0	0	0	0	1	0	0	0	0	0	0	0	0	0	.500
April 1	UMBC	ph/of	1	0	0	0	0	0	0	0	0	0	0	0	0	0	1	0	0	0	.333
Apr 02	UMBC	ph/of	1	1	1	1	0	0	0	0	0	0	0	0	0	0	0	0	0	0	.500
Apr 06	at St. John's	pr/of	1	0	0	0	0	0	0	0	0	0	0	0	0	0	0	1	0	0	.400
Apr 10	vs CCSU	ph/of	0	0	0	0	0	0	0	1	0	0	0	0	0	0	0	0	0	0	.400
Apr 10	BRYANT	ph/dh	1	1	1	0	0	0	0	0	0	0	0	0	0	0	0	0	0	0	.500
Apr 15	at Xavier-1	ph	1	0	0	0	0	0	0	0	0	0	0	0	0	0	1	0	0	0	.429
Apr 21	GEORGETOWN	pr/of	0	1	0	0	0	0	0	0	0	0	0	0	0	0	0	0	0	0	.429
Apr 22	GEORGETOWN-1	pr	0	1	0	0	0	0	0	0	0	0	0	0	0	0	0	0	0	0	.429
May 13	BUTLER	pr	0	1	0	0	0	0	0	0	0	0	0	0	0	0	0	0	0	0	.429
May 26	vs Georgetown	of	0	0	0	0	0	0	0	0	0	0	0	0	0	0	0	0	1	0	.429
Jun 02	vs Texas Tech	pr	0	0	0	0	0	0	0	0	0	1	0	0	0	0	0	0	0	0	.429
Totals		0gs	7	7	3	3	0	0	0	1	1	1	0	0	0	1	2	2	1	0	.429

On base pct. .500 • Slugging pct. .429

#4 Morton, Corey - 61 games (All games)

Date	Opponent	Pos	AB	R	H	RBI	2B	3B	HR	BB	SB	CS	HBP	SAC	SF	GDP	K	PO	A	E	Avg
Feb 17	vs Ohio State	*of	3	0	0	0	0	0	0	1	0	0	0	0	0	0	1	3	0	0	.000
Feb 18	vs Ohio State	*of	4	4	3	4	0	1	1	0	1	0	1	0	0	0	0	3	0	0	.429
Feb 19	vs Ohio State	*of	4	1	0	0	0	0	0	1	1	0	0	0	0	0	1	2	0	0	.273
Feb 20	vs Ohio State	*of	4	1	1	2	1	0	0	0	0	0	0	0	1	0	3	1	0	0	.267
Feb 24	vs Cal Poly	*of	5	1	3	2	1	0	1	1	0	0	0	0	0	0	2	0	0	0	.350
Feb 25	at California	*of	4	1	1	0	1	0	0	0	0	0	0	0	0	0	1	1	0	0	.333
Mar 03	at Florida Atlantic	*of	5	1	0	1	0	0	0	0	0	0	0	0	0	1	1	3	0	0	.276
Mar 04	at Florida Atlantic	*of	4	0	0	0	0	0	0	1	0	0	0	0	0	0	0	2	0	0	.242
Mar 05	at Florida Atlantic	*of	4	1	1	1	0	0	0	1	1	0	0	0	1	0	1	3	0	0	.243
Mar 10	at Hawaii	*of	5	1	0	0	0	0	0	0	0	0	0	0	0	0	0	1	0	0	.214
Mar 11	at Hawaii	*of	6	0	2	0	0	0	0	0	0	0	0	0	0	0	3	2	0	2	.229
Mar 12	at Hawaii	*of	4	2	1	0	0	0	0	3	0	0	0	0	0	0	2	4	0	0	.231
Mar 13	at Hawaii	*of	4	1	2	1	0	0	0	0	1	0	0	0	1	0	0	2	0	0	.250
03-16-23	at San Diego State	*of	5	1	1	0	1	0	0	0	0	0	0	0	0	0	2	3	0	0	.246
03-17-23	at San Diego State	*of	4	0	0	0	0	0	0	0	0	0	0	0	0	0	1	0	0	0	.231
03-18-23	at San Diego State	*of	4	0	1	2	0	0	0	1	0	0	0	0	0	0	2	1	0	0	.232
03-19-23	at San Diego State	*of	4	0	2	0	0	0	0	1	1	0	0	0	0	0	0	2	0	0	.247
Mar 22	UMASS	*of	5	1	1	0	0	0	0	0	1	0	0	0	0	0	0	3	0	1	.244
Mar 24	RUTGERS-1	*of	5	2	2	1	0	0	0	0	0	0	1	0	0	0	2	2	0	0	.253
Mar 24	RUTGERS-2	*of	3	1	1	4	0	0	1	0	0	0	0	0	0	0	0	1	0	0	.256
Mar 26	RUTGERS	*of	3	2	2	0	1	0	0	1	1	0	0	0	0	0	0	1	0	0	.270
Mar 28	BOSTON COLLEGE	*of	3	0	0	0	0	0	0	0	0	0	0	0	0	0	2	1	0	0	.261
Mar 29	HARTFORD	*of	3	1	0	1	0	0	0	0	2	0	0	0	0	0	1	1	0	0	.253
Mar 31	UMBC	*of	5	2	3	2	0	0	1	0	1	0	0	0	0	0	1	2	0	0	.270
April 1	UMBC	*of	3	0	0	0	0	0	0	0	0	0	0	1	0	0	0	2	0	0	.262
Apr 02	UMBC	*of	5	1	2	1	1	0	0	0	1	0	0	0	0	0	0	1	0	0	.269
Apr 04	at Columbia	*of	5	1	1	5	0	0	1	1	1	0	0	0	0	0	0	4	0	0	.265
Apr 06	at St. John's	*of/of	4	1	0	0	0	0	0	1	1	0	0	0	0	0	1	4	0	1	.256
Apr 08	at St. John's-1	*of	5	2	2	1	0	0	1	0	1	0	0	0	0	0	1	2	0	0	.262
Apr 08	at St. John's-2	*of	2	0	1	0	0	0	0	1	0	0	0	1	0	0	0	5	1	0	.266
Apr 10	vs CCSU	*of	2	1	0	0	0	0	0	2	0	1	0	0	0	0	2	0	0	0	.262
Apr 10	BRYANT	*of/of	4	3	2	3	1	0	1	0	1	0	1	0	0	0	0	2	0	0	.269
Apr 14	at Xavier	*of	4	0	2	0	1	0	0	0	0	0	0	0	0	0	1	2	0	0	.276
Apr 15	at Xavier-1	*of	2	2	1	1	1	0	0	1	0	0	1	0	0	0	0	5	0	0	.279
Apr 15	at Xavier-2	*of	4	1	0	0	0	0	0	1	0	0	0	0	0	0	0	0	0	0	.271
Apr 18	NORTHEASTERN	*of	4	0	0	1	0	0	0	0	1	0	0	0	0	0	2	2	0	0	.264
Apr 19	at Boston College	*of	3	0	1	0	0	0	0	0	1	0	1	1	0	0	1	1	0	0	.265
Apr 21	GEORGETOWN	*of	1	3	1	2	0	0	1	2	0	0	0	0	0	0	0	2	0	0	.270
Apr 22	GEORGETOWN-1	*of	2	2	2	0	0	0	0	0	0	0	0	2	0	0	0	0	0	0	.280
Apr 22	GEORGETOWN-2	*of	3	0	1	0	0	0	0	0	1	1	1	0	0	0	1	3	0	0	.281
Apr 24	RHODE ISLAND	*of	3	2	2	1	1	0	0	1	1	0	0	0	0	0	0	1	0	0	.288
Apr 29	at Villanova-1	*of	4	0	1	2	0	0	0	0	0	0	0	0	0	0	2	1	0	0	.287
Apr 29	at Villanova-2	*of	4	1	2	2	0	0	1	0	0	0	0	0	0	0	1	1	0	0	.293
May 05	SETON HALL	*of	4	0	0	0	0	0	0	0	0	0	0	0	0	0	2	2	0	0	.286
May 06	SETON HALL	*of	2	0	0	0	0	0	0	0	0	0	0	1	0	0	1	3	0	0	.282
May 07	SETON HALL	*of	3	2	2	0	0	1	0	0	0	0	2	0	0	0	0	2	0	0	.289
May 07	HOFSTRA	*of	4	1	2	2	0	1	1	0	0	0	0	0	0	0	2	3	0	0	.294
May 11	BUTLER	*of	6	1	2	0	1	0	0	0	0	0	0	0	0	0	2	2	0	0	.295
May 13	BUTLER	*of	3	0	0	1	0	0	0	0	0	0	0	0	1	0	1	3	0	0	.290
May 13	BUTLER	*of	4	2	1	0	1	0	0	1	0	0	0	0	0	0	2	3	1	1	.289
May 18	at Creighton	*of	3	1	1	0	0	0	0	1	0	0	0	0	0	0	1	0	0	0	.290
May 19	at Creighton	*of	3	0	1	1	0	0	0	1	0	0	0	0	0	0	1	3	0	0	.291
May 20	at Creighton	*of	3	1	2	0	0	0	0	0	2	0	0	1	0	0	1	2	0	0	.296
May 24	vs Georgetown	*of	3	1	1	0	0	0	0	0	0	0	1	0	0	0	2	2	0	0	.297
May 24	vs Xavier	*of	3	0	0	0	0	0	0	0	0	0	0	0	0	0	2	2	0	0	.293
May 26	vs Georgetown	*of	2	1	0	0	0	0	0	0	0	0	2	0	0	0	1	1	1	0	.290
May 26	vs Xavier	*of	4	1	1	0	0	0	0	0	0	1	0	0	0	0	0	3	0	0	.289
May 27	vs Xavier	*of	3	0	1	0	1	0	0	0	0	0	0	1	0	0	1	3	0	0	.290
Jun 02	vs Texas Tech	*of	3	0	1	0	0	0	0	0	1	0	0	0	0	0	0	2	0	0	.290
Jun 03	vs Florida A&M	*of	3	1	1	1	0	0	0	1	1	0	0	1	0	0	1	3	0	0	.291
Jun 04	at Florida	*of	4	1	1	0	1	0	0	0	0	0	0	0	0	0	2	3	0	0	.290
Totals		61gs	224	57	65	45	14	3	10	25	23	3	11	9	4	1	60	124	3	5	.290

On base pct. .383 • Slugging pct. .513

#1 Padilla, Bryan - 59 games (All games)

Date	Opponent	Pos	AB	R	H	RBI	2B	3B	HR	BB	SB	CS	HBP	SAC	SF	GDP	K	PO	A	E	Avg
Feb 17	vs Ohio State	*ss	4	0	1	0	0	0	0	0	0	0	0	0	0	0	2	0	2	0	.250
Feb 18	vs Ohio State	*ss	5	0	0	0	0	0	0	0	0	0	0	0	0	0	2	2	2	0	.111
Feb 19	vs Ohio State	*ss	5	0	1	2	0	0	0	0	1	0	0	0	0	0	1	2	0	0	.143
Feb 20	vs Ohio State	*ss	4	0	0	0	0	0	0	0	0	0	0	0	0	0	1	3	1	0	.111
Feb 24	vs Cal Poly	*ss	6	0	2	0	0	0	0	0	0	0	0	0	0	0	3	2	3	1	.167
Feb 25	at California	*ss	3	0	1	0	0	0	0	0	0	0	0	0	0	0	1	2	3	0	.185
Mar 03	at Florida Atlantic	*ss	4	0	1	2	0	0	0	0	0	0	0	0	0	0	0	2	3	0	.194
Mar 04	at Florida Atlantic	*ss	4	0	1	3	1	0	0	0	0	0	0	0	0	0	1	3	1	0	.200
Mar 05	at Florida Atlantic	*ss	4	1	0	0	0	0	0	1	0	0	0	0	0	0	0	3	3	0	.179
Mar 10	at Hawaii	*ss	5	0	2	1	0	0	0	0	0	0	0	0	0	0	2	2	3	1	.205
Mar 11	at Hawaii	*ss	5	2	3	1	0	1	0	1	0	0	0	0	0	0	0	1	1	1	.245
Mar 12	at Hawaii	*ss	4	4	3	3	1	0	1	2	0	0	0	0	0	0	1	2	6	0	.283
Mar 13	at Hawaii	*ss	4	1	1	0	1	0	0	1	0	0	0	0	0	1	0	0	6	0	.281
03-16-23	at San Diego State	*ss	5	0	0	0	0	0	0	0	0	0	0	0	0	0	0	2	4	0	.258
03-17-23	at San Diego State	*ss	4	1	2	1	1	0	1	0	0	0	0	0	0	0	0	0	1	0	.273
03-18-23	at San Diego State	*ss	5	0	2	1	1	0	0	0	0	0	0	0	0	0	2	2	1	1	.282
03-19-23	at San Diego State	*ss	5	1	1	0	0	0	0	0	0	0	0	0	0	0	1	0	2	0	.276
Mar 22	UMASS	*ss	5	0	0	0	0	0	0	0	0	0	0	0	0	1	0	1	0	0	.259
Mar 24	RUTGERS-1	*ss	5	2	1	0	0	0	0	1	0	0	0	0	0	1	0	3	3	1	.256
Mar 24	RUTGERS-2	*ss	4	0	0	0	0	0	0	0	0	0	0	0	0	0	3	4	3	0	.244
Mar 26	RUTGERS	*ss	4	1	1	0	0	0	0	0	0	0	0	0	0	0	1	3	5	0	.245
Mar 28	BOSTON COLLEGE	*ss	4	0	3	2	0	0	0	0	0	0	0	0	0	0	0	0	1	0	.265
Mar 29	HARTFORD	*ss	2	1	1	0	0	0	0	0	0	0	0	0	0	0	0	0	1	1	.270
Mar 31	UMBC	*ss	3	0	0	1	0	0	0	0	0	0	0	0	1	0	1	1	1	0	.262
April 1	UMBC	*ss	4	1	2	0	0	0	0	0	0	1	0	0	0	0	0	1	1	0	.271
Apr 02	UMBC	*ss	3	0	0	0	0	0	0	0	0	0	0	0	0	0	0	1	2	0	.264
Apr 04	at Columbia	*ss	2	2	1	2	0	0	1	2	0	0	1	0	0	1	0	0	2	0	.268
Apr 06	at St. John's	*ss	2	0	0	0	0	0	0	0	0	0	0	0	0	0	0	0	0	0	.263
Apr 08	at St. John's-1	*ss	3	0	3	2	0	0	0	1	0	0	1	0	0	0	0	1	6	0	.282
Apr 08	at St. John's-2	*ss	4	0	0	0	0	0	0	0	0	0	0	0	0	0	1	1	1	0	.273
Apr 10	vs CCSU	*ss	2	2	2	3	2	0	0	2	0	0	0	0	0	0	0	2	2	0	.285
Apr 10	BRYANT	*ss	3	0	1	0	1	0	0	1	0	0	0	0	0	0	2	1	1	1	.286
Apr 14	at Xavier	*ss	4	1	1	0	0	0	0	0	0	0	0	0	0	0	1	2	3	0	.285
Apr 15	at Xavier-1	*ss	4	2	2	2	0	0	1	1	0	0	0	0	0	0	1	2	3	0	.291
Apr 15	at Xavier-2	*ss	5	0	0	0	0	0	0	0	0	0	0	0	0	0	0	1	2	0	.281
Apr 18	NORTHEASTERN	*ss	4	0	0	0	0	0	0	0	0	0	0	0	0	0	0	2	4	0	.273
Apr 19	at Boston College	*ss	4	2	2	2	0	0	1	1	0	0	0	0	0	0	1	0	2	0	.279
Apr 21	GEORGETOWN	*ss	4	1	1	1	1	0	0	1	1	0	0	0	0	0	1	1	0	0	.278
Apr 22	GEORGETOWN-1	*ss	5	0	1	0	0	0	0	0	1	0	0	0	0	0	1	3	2	0	.276
Apr 22	GEORGETOWN-2	*ss	2	1	0	0	0	0	0	1	0	0	0	0	0	0	0	4	1	0	.272
Apr 24	RHODE ISLAND	*ss	2	0	1	2	0	0	0	1	1	0	0	1	0	0	1	2	3	1	.275
Apr 29	at Villanova-1	*ss	4	1	1	1	0	0	0	0	0	0	0	0	1	0	0	1	2	1	.274
Apr 29	at Villanova-2	*ss	3	2	2	0	2	0	0	1	0	0	0	0	0	0	0	1	0	0	.281
May 05	SETON HALL	*ss	4	0	1	2	0	0	0	0	1	0	0	0	0	0	0	1	0	1	.281
May 06	SETON HALL	*ss	2	0	0	0	0	0	0	3	1	0	0	0	0	0	1	1	4	0	.277
May 07	SETON HALL	*ss	4	2	3	3	0	0	1	1	0	0	0	0	0	0	0	1	1	1	.288
May 07	HOFSTRA	*ss	4	1	0	0	0	0	0	0	0	0	0	0	0	0	0	1	5	0	.282
May 11	BUTLER	*ss	5	0	1	2	0	0	0	0	0	0	0	1	0	1	1	4	1	0	.280
May 13	BUTLER	*ss	3	1	1	0	0	0	0	1	0	0	0	0	0	0	0	4	2	0	.280
May 13	BUTLER	*ss	2	0	0	1	0	0	0	2	0	0	0	1	0	1	0	1	3	0	.277
May 18	at Creighton	*ss	4	0	1	0	0	0	0	0	0	0	0	0	0	0	1	0	2	0	.277
May 19	at Creighton	*ss	3	0	1	1	0	0	0	0	0	0	0	1	0	0	0	2	2	0	.278
May 20	at Creighton	*ss	3	1	1	0	0	0	0	0	1	0	1	0	0	0	1	3	3	0	.279
May 24	vs Georgetown	*ss	3	0	0	0	0	0	0	0	0	0	0	0	0	2	0	2	1	0	.275
May 24	vs Xavier	*ss	3	0	1	0	0	0	0	1	0	0	0	0	0	0	1	2	2	2	.275
May 26	vs Georgetown	*ss	4	0	1	1	0	0	0	1	0	0	0	0	0	1	1	2	0	0	.275
May 26	vs Xavier	*ss	3	1	0	0	0	0	0	1	0	0	0	0	0	0	1	0	3	2	.271
May 27	vs Xavier	*ss	2	0	0	0	0	0	0	0	0	0	0	0	0	0	1	0	0	0	.269
Jun 02	vs Texas Tech	*ss	2	0	0	0	0	0	0	0	0	0	0	0	0	0	2	0	2	0	.266
Totals		59gs	218	35	58	42	11	1	6	28	7	1	3	4	2	9	41	90	124	15	.266

On base pct. .355 • Slugging pct. .408

#24 Quigley, Michael - 1 game (All games)

Date	Opponent	Pos	AB	R	H	RBI	2B	3B	HR	BB	SB	CS	HBP	SAC	SF	GDP	K	PO	A	E	Avg
Apr 15	at Xavier-1	p	0	0	0	0	0	0	0	0	0	0	0	0	0	0	0	0	1	0	.000
Totals		0gs	0	0	0	0	0	0	0	0	0	0	0	0	0	0	0	0	1	0	.000

On base pct. .000 • Slugging pct. .000

#24 Quigley, Michael - 10 appearances (All games)

Date	Opponent	GS	IP	H	R	ER	BB	SO	2B	3B	HR	WP	BK	HBP	IBB	Score	W-L	Sv	ERA	NP
Feb 20	vs Ohio State		0.0	0	1	1	1	0	0	0	0	0	0	0	0	5-10	0-0	0	999.00	4
Mar 12	at Hawaii		0.1	0	0	0	2	1	0	0	0	0	0	0	0	18-10	0-0	0	27.00	18
Mar 29	HARTFORD		1.0	0	0	0	0	2	0	0	0	0	0	0	0	17-1	0-0	0	6.75	17
April 1	UMBC		1.0	0	0	0	0	1	0	0	0	0	0	0	0	11-2	0-0	0	3.86	10
Apr 06	at St. John's		1.1	1	0	0	2	2	0	0	0	0	0	0	0	7-5	0-0	0	2.45	28
Apr 10	BRYANT		1.0	1	1	1	0	3	0	0	1	0	0	0	0	11-3	0-0	0	3.86	19
Apr 15	at Xavier-1		2.2	7	5	5	1	3	1	1	0	1	0	1	0	8-18	0-0	0	8.59	70
Apr 19	at Boston College		1.1	1	0	0	1	1	0	0	0	0	0	0	0	12-1	1-0	0	7.27	31
Apr 24	RHODE ISLAND		1.0	0	0	0	2	1	0	0	0	0	0	0	0	9-0	1-0	0	6.52	30
May 05	SETON HALL		0.0	0	0	0	2	0	0	0	0	1	0	0	0	10-7	1-0	0	6.52	9
Totals		0	9.2	10	7	7	11	14	1	1	1	2	0	1	0	108-57	1-0	0	6.52	-

#42 Quigley, Stephen - 7 games (All games)

Date	Opponent	Pos	AB	R	H	RBI	2B	3B	HR	BB	SB	CS	HBP	SAC	SF	GDP	K	PO	A	E	Avg
03-18-23	at San Diego State	*p	0	0	0	0	0	0	0	0	0	0	0	0	0	0	0	0	1	0	.000
Apr 22	GEORGETOWN-1	*p	0	0	0	0	0	0	0	0	0	0	0	0	0	0	0	0	2	0	.000
Apr 29	at Villanova-2	*p	0	0	0	0	0	0	0	0	0	0	0	0	0	0	0	0	1	0	.000
May 06	SETON HALL	*p	0	0	0	0	0	0	0	0	0	0	0	0	0	0	0	0	1	0	.000
May 13	BUTLER	*p	0	0	0	0	0	0	0	0	0	0	0	0	0	0	0	1	1	0	.000
May 19	at Creighton	*p	0	0	0	0	0	0	0	0	0	0	0	0	0	0	0	0	1	0	.000
May 24	vs Xavier	*p	0	0	0	0	0	0	0	0	0	0	0	0	0	0	0	0	2	0	.000
Totals		7gs	0	0	0	0	0	0	0	0	0	0	0	0	0	0	0	1	9	0	.000

On base pct. .000 • Slugging pct. .000

#42 Quigley, Stephen - 15 appearances (All games)

Date	Opponent	GS	IP	H	R	ER	BB	SO	2B	3B	HR	WP	BK	HBP	IBB	Score	W-L	Sv	ERA	NP
Feb 20	vs Ohio State	*	3.2	7	3	3	1	5	0	0	0	0	0	0	0	5-10	0-0	0	7.36	67
Feb 25	at California	*	3.2	1	0	0	0	4	0	0	0	0	0	0	0	2-4	0-0	0	3.68	47
Mar 04	at Florida Atlantic	*	6.2	3	1	1	2	5	0	0	0	0	0	1	0	5-1	1-0	0	2.57	104
03-18-23	at San Diego State	*	5.0	5	1	1	2	4	0	0	0	0	0	0	0	12-6	2-0	0	2.37	88
Mar 28	BOSTON COLLEGE	*	3.2	7	5	5	0	3	1	0	0	0	0	3	0	3-6	2-1	0	3.97	55
Apr 04	at Columbia	*	2.2	7	5	5	1	1	1	0	1	0	0	1	0	14-19	2-1	0	5.33	77
Apr 10	vs CCSU	*	6.0	4	1	1	2	10	0	0	1	0	0	0	0	10-4	3-1	0	4.60	95
Apr 15	at Xavier-2	*	6.1	9	7	7	3	5	0	0	2	1	0	0	0	11-9	3-1	0	5.50	105
Apr 22	GEORGETOWN-1	*	5.2	5	2	2	2	4	3	1	0	0	0	1	0	6-3	3-1	0	5.19	91
Apr 29	at Villanova-2	*	7.2	4	0	0	0	10	0	0	0	0	0	0	0	9-1	4-1	0	4.41	92
May 06	SETON HALL	*	6.0	4	2	2	4	4	0	0	0	0	1	0	0	3-2	4-1	0	4.26	98
May 13	BUTLER	*	6.0	8	3	3	1	6	1	0	1	0	0	0	0	7-6	4-1	0	4.29	88
May 19	at Creighton	*	6.0	2	3	3	4	5	0	0	2	0	0	0	0	6-3	4-1	0	4.30	90
May 24	vs Xavier	*	3.0	5	6	5	5	3	1	0	0	0	0	0	0	2-10	4-2	0	4.75	85
Jun 02	vs Texas Tech	*	4.1	7	3	3	2	5	1	0	0	0	0	0	0	2-3	4-3	0	4.83	88
Totals		14	76.1	78	42	41	29	74	8	1	7	1	1	6	0	97-87	4-3	0	4.83	-

#40 Quinn, Braden - 1 game (All games)

Date	Opponent	Pos	AB	R	H	RBI	2B	3B	HR	BB	SB	CS	HBP	SAC	SF	GDP	K	PO	A	E	Avg
May 24	vs Xavier	p	0	0	0	0	0	0	0	0	0	0	0	0	0	0	0	0	0	1	.000
Totals		0gs	0	0	0	0	0	0	0	0	0	0	0	0	0	0	0	0	0	1	.000

On base pct. .000 • Slugging pct. .000

#40 Quinn, Braden - 14 appearances (All games)

Date	Opponent	GS	IP	H	R	ER	BB	SO	2B	3B	HR	WP	BK	HBP	IBB	Score	W-L	Sv	ERA	NP
Feb 18	vs Ohio State		0.0	0	2	2	2	0	0	0	0	0	1	0	0	9-6	0-0	0	999.00	11
Feb 20	vs Ohio State		0.1	2	3	3	2	1	0	0	0	0	0	0	0	5-10	0-1	0	135.00	19
Mar 04	at Florida Atlantic		0.0	1	0	0	0	0	0	1	0	0	0	0	0	5-1	0-1	0	135.00	6
Mar 11	at Hawaii		0.0	0	2	2	1	0	0	0	0	0	0	1	0	13-8	0-1	0	189.00	8
Mar 29	HARTFORD		1.0	0	0	0	0	3	0	0	0	0	0	0	0	17-1	0-1	0	47.25	11
Mar 31	UMBC		0.0	0	0	0	1	0	0	0	0	0	0	0	0	9-4	0-1	0	47.25	6
April 1	UMBC		0.1	0	0	0	0	0	0	0	0	0	0	0	0	11-2	0-1	0	37.80	2
Apr 10	vs CCSU		0.0	2	2	2	0	0	0	0	0	0	0	0	0	10-4	0-1	0	48.60	13
Apr 15	at Xavier-1		1.0	2	2	2	0	1	0	0	1	0	0	1	0	8-18	0-1	0	37.12	22
Apr 18	NORTHEASTERN		0.2	0	0	0	0	0	0	0	0	0	0	0	0	3-12	0-1	0	29.70	6
Apr 21	GEORGETOWN		1.0	1	0	0	1	0	0	0	0	0	0	0	0	12-5	0-1	0	22.85	18
May 18	at Creighton		0.2	0	0	0	0	1	0	0	0	0	0	0	0	6-7	0-1	0	19.80	9
May 24	vs Xavier		2.1	2	2	2	0	2	1	0	1	0	0	1	0	2-10	0-1	0	15.95	43
Jun 04	at Florida		0.1	1	1	1	0	0	0	0	1	0	0	0	0	2-8	0-1	0	16.43	6
Totals		0	7.2	11	14	14	7	8	1	1	3	0	1	3	0	112-96	0-1	0	16.43	-

#26 Simmons, T.C. - 24 games (All games)

Date	Opponent	Pos	AB	R	H	RBI	2B	3B	HR	BB	SB	CS	HBP	SAC	SF	GDP	K	PO	A	E	Avg
Feb 17	vs Ohio State	*of	4	0	1	0	0	0	0	0	0	0	0	0	0	0	1	3	0	0	.250
Feb 18	vs Ohio State	*of	4	0	1	0	1	0	0	1	0	0	0	0	0	0	1	3	0	0	.250
Feb 19	vs Ohio State	*of	4	0	1	0	0	0	0	1	0	0	0	0	0	0	2	2	0	0	.250
Feb 20	vs Ohio State	*of	4	0	2	0	0	0	0	0	0	1	0	0	0	0	2	1	0	0	.312
Feb 24	vs Cal Poly	*of	4	1	1	1	0	0	1	2	0	0	0	0	0	0	0	0	0	0	.300
Feb 25	at California	*of	4	0	1	0	0	0	0	0	0	0	0	0	0	0	1	1	0	0	.292
Mar 03	at Florida Atlantic	*of	3	0	0	0	0	0	0	0	0	0	1	0	0	0	0	5	0	0	.259
Apr 21	GEORGETOWN	of	0	0	0	0	0	0	0	0	0	0	0	0	0	0	0	1	0	0	.259
Apr 22	GEORGETOWN-1	of	0	0	0	0	0	0	0	0	0	0	0	0	0	0	0	0	0	0	.259
Apr 24	RHODE ISLAND	*of	3	1	0	0	0	0	0	2	0	0	0	0	0	0	2	1	0	0	.233
Apr 29	at Villanova-1	*of	4	1	1	0	0	0	0	1	0	0	0	0	0	0	1	0	0	0	.235
Apr 29	at Villanova-2	*of	4	1	0	0	0	0	0	1	0	0	0	0	0	1	1	5	0	0	.211
May 05	SETON HALL	*of	4	2	2	2	2	0	0	1	1	0	0	0	0	0	0	4	0	0	.238
May 06	SETON HALL	*of	5	0	0	0	0	0	0	1	0	0	0	0	0	0	1	6	0	0	.213
May 07	SETON HALL	*of	3	2	1	1	0	0	0	2	2	0	0	0	0	0	2	2	0	0	.220
May 07	HOFSTRA	*of	2	1	1	1	0	0	1	2	0	1	0	0	0	0	1	1	0	1	.231
May 11	BUTLER	*of	4	0	2	1	0	0	0	2	1	0	0	0	0	0	0	4	0	0	.250
May 13	BUTLER	*of	2	0	0	1	0	0	0	2	0	0	0	0	0	0	0	2	0	0	.241
May 13	BUTLER	*of	2	0	0	0	0	0	0	2	0	0	1	0	0	0	0	2	0	0	.233
May 18	at Creighton	*of	3	0	0	0	0	0	0	0	0	0	0	0	0	0	1	3	0	0	.222
May 19	at Creighton	of	0	0	0	0	0	0	0	0	0	0	0	0	0	0	0	0	0	0	.222
May 24	vs Xavier	ph/of	1	0	0	0	0	0	0	0	0	0	0	0	0	0	1	0	0	0	.219
May 26	vs Georgetown	ph/of	1	0	0	0	0	0	0	0	0	0	0	0	0	0	1	0	0	0	.215
Jun 04	at Florida	ph	1	0	0	0	0	0	0	0	0	0	0	0	0	0	1	0	0	0	.212
Totals		18gs	66	9	14	7	3	0	2	20	4	2	2	0	0	1	19	46	0	1	.212

On base pct. .409 • Slugging pct. .348

#10 Smith, David - 57 games (All games)

Date	Opponent	Pos	AB	R	H	RBI	2B	3B	HR	BB	SB	CS	HBP	SAC	SF	GDP	K	PO	A	E	Avg
Feb 17	vs Ohio State	*2b	4	0	1	0	0	0	0	0	0	0	0	0	0	0	0	0	1	0	.250
Feb 18	vs Ohio State	*2b	4	2	1	1	0	0	0	1	1	0	0	0	0	0	0	0	7	1	.250
Feb 19	vs Ohio State	*2b	3	3	1	0	0	0	0	2	3	0	0	0	0	0	1	3	2	0	.273
Feb 20	vs Ohio State	*2b	3	1	1	1	0	0	1	1	0	0	1	0	0	0	0	3	1	0	.286
Feb 24	vs Cal Poly	*2b	6	2	2	2	0	0	1	0	1	0	0	0	0	0	1	0	4	0	.300
Feb 25	at California	*2b	5	1	0	0	0	0	0	0	0	0	0	0	0	0	1	3	2	0	.240
Mar 03	at Florida Atlantic	*2b	5	0	1	0	0	0	0	0	0	0	0	0	0	0	2	4	2	0	.233
Mar 04	at Florida Atlantic	*2b	5	1	2	1	2	0	0	0	0	0	0	0	0	0	1	0	2	0	.257
Mar 05	at Florida Atlantic	*of/2b	5	2	1	1	0	0	0	1	2	0	0	0	0	1	2	2	3	0	.250
Mar 10	at Hawaii	*of	5	0	0	0	0	0	0	0	0	0	0	0	0	0	5	0	1	0	.222
Mar 11	at Hawaii	*of	4	3	2	0	1	0	0	1	2	0	0	1	0	0	1	2	0	0	.245
Mar 12	at Hawaii	*of	4	2	0	1	0	0	0	2	0	0	1	0	0	0	2	0	0	0	.226
Mar 13	at Hawaii	*of/2b	4	2	1	0	0	0	0	1	2	0	0	0	0	0	1	4	0	0	.228
03-16-23	at San Diego State	*of/2b	3	1	0	0	0	0	0	2	0	0	0	0	0	0	1	1	1	0	.217
03-17-23	at San Diego State	*of	4	0	0	0	0	0	0	1	0	0	0	0	0	0	1	1	0	0	.203
03-18-23	at San Diego State	*of	3	2	2	0	1	0	0	0	0	0	0	1	0	0	1	3	0	0	.224
03-19-23	at San Diego State	*of	5	2	2	5	0	0	2	0	0	1	1	0	0	0	1	0	0	0	.236
Mar 22	UMASS	*of	4	2	3	2	1	0	0	1	1	0	0	0	0	0	1	2	0	0	.263
Mar 24	RUTGERS-1	*of	5	0	1	0	0	0	0	1	2	0	1	0	0	0	1	0	0	0	.259
Mar 24	RUTGERS-2	*of	3	1	0	0	0	0	0	1	1	0	0	0	0	0	0	3	1	0	.250
Mar 26	RUTGERS	*of	5	0	1	0	1	0	0	0	0	0	0	0	0	0	2	1	0	0	.247
Mar 28	BOSTON COLLEGE	*of	5	0	1	0	0	0	0	0	0	0	0	0	0	0	1	2	0	0	.245
Mar 29	HARTFORD	*of/2b	4	2	1	0	0	1	0	1	0	0	0	0	0	0	1	1	0	0	.245
Mar 31	UMBC	*of	2	2	0	0	0	0	0	3	1	0	0	0	0	0	0	1	0	0	.240
April 1	UMBC	*of	4	2	2	0	2	0	0	0	0	0	0	0	0	0	0	1	0	0	.250
Apr 02	UMBC	*of/2b	5	1	1	0	1	0	0	0	0	0	0	0	0	0	0	2	1	0	.248
Apr 04	at Columbia	*of	2	2	1	1	0	0	0	3	2	1	1	0	0	1	0	0	0	0	.252
Apr 06	at St. John's	*of/2b	5	2	2	1	0	0	0	0	0	0	0	0	0	0	1	2	0	0	.259
Apr 08	at St. John's-1	*of	5	2	2	0	1	0	0	0	2	0	0	0	0	0	0	2	0	0	.264
Apr 08	at St. John's-2	*of	5	1	1	0	0	0	0	0	0	0	0	0	0	0	0	0	0	0	.262
Apr 10	vs CCSU	*of/of	4	0	0	0	0	0	0	1	0	0	0	0	0	0	0	3	0	0	.254
Apr 10	BRYANT	*of	4	1	2	1	1	0	0	1	1	0	0	0	0	0	2	2	0	0	.261
Apr 14	at Xavier	*of	4	0	1	1	1	0	0	0	1	0	1	0	0	0	1	3	0	0	.261
Apr 15	at Xavier-1	*of	4	2	2	3	1	0	1	1	0	0	0	0	0	0	1	2	0	0	.268
Apr 15	at Xavier-2	*of	3	3	1	0	1	0	0	2	2	0	0	0	0	0	0	2	0	0	.269
Apr 18	NORTHEASTERN	*of	4	0	1	0	0	0	0	1	0	0	0	0	0	0	1	2	0	0	.268
Apr 19	at Boston College	*of	5	1	1	2	1	0	0	1	0	0	0	0	0	0	1	4	0	0	.266
Apr 21	GEORGETOWN	*of/of	0	2	0	0	0	0	0	4	1	0	0	1	0	0	0	1	0	0	.266
Apr 22	GEORGETOWN-1	*of/of	3	2	2	1	0	1	0	2	1	0	0	0	0	0	0	1	0	0	.274
Apr 22	GEORGETOWN-2	*of	4	0	2	0	0	0	0	1	1	0	0	0	0	0	1	2	0	0	.280
Apr 24	RHODE ISLAND	*2b	3	1	1	1	0	0	0	2	0	0	0	0	0	0	1	3	3	0	.280
Apr 29	at Villanova-1	*2b	5	2	2	0	0	0	0	0	1	0	0	0	0	0	0	1	2	0	.284
Apr 29	at Villanova-2	*2b	4	1	2	0	0	0	0	1	1	0	0	0	0	0	1	0	4	0	.289
May 05	SETON HALL	*2b	5	1	1	0	0	0	0	0	0	0	0	0	0	0	3	1	2	0	.287
May 06	SETON HALL	*2b/of	3	2	1	1	1	0	0	2	3	0	1	0	0	0	1	1	0	1	.287
May 07	SETON HALL	*2b	6	3	4	2	2	0	0	0	1	1	0	0	0	1	0	5	3	0	.299
May 18	at Creighton	*2b	5	0	1	2	0	0	0	0	1	0	0	0	0	0	1	2	2	0	.297
May 19	at Creighton	*of	5	0	0	0	0	0	0	0	0	0	0	0	0	0	2	0	0	0	.289
May 20	at Creighton	*of	4	1	0	0	0	0	0	1	1	0	0	0	0	0	0	1	0	0	.284
May 24	vs Georgetown	*of	4	1	2	0	0	0	0	0	0	1	0	0	0	0	1	6	0	0	.288
May 24	vs Xavier	*of/of	4	0	1	1	0	0	0	1	0	0	0	0	0	0	1	2	0	0	.287
May 26	vs Georgetown	*of	4	2	2	0	0	0	0	1	1	0	0	0	0	0	1	3	0	0	.291
May 26	vs Xavier	*of	5	2	4	1	0	0	0	0	2	0	0	0	0	0	1	3	0	0	.303
May 27	vs Xavier	*of	5	1	2	1	1	0	0	0	0	0	0	0	0	0	1	2	0	0	.305
Jun 02	vs Texas Tech	*of	4	0	1	0	0	0	0	0	0	0	0	0	0	0	1	4	0	0	.304
Jun 03	vs Florida A&M	*of	6	1	2	2	0	0	0	0	0	0	0	0	0	0	1	1	0	0	.305
Jun 04	at Florida	*of	4	0	1	1	0	0	0	1	1	0	0	0	0	0	3	5	0	0	.304
Totals		57gs	237	70	72	36	19	2	5	45	39	5	7	3	0	3	54	105	44	2	.304

On base pct. .429 • Slugging pct. .464

#11 Studley, Jake - 60 games (All games)

Date	Opponent	Pos	AB	R	H	RBI	2B	3B	HR	BB	SB	CS	HBP	SAC	SF	GDP	K	PO	A	E	Avg
Feb 17	vs Ohio State	*of	3	0	1	0	0	0	0	0	0	0	0	0	0	0	1	1	0	0	.333
Feb 18	vs Ohio State	*of	4	2	2	0	0	1	0	0	0	0	0	0	0	0	1	3	0	0	.429
Feb 19	vs Ohio State	*of	3	1	2	0	0	0	0	2	1	0	0	0	0	0	0	4	0	0	.500
Feb 20	vs Ohio State	*of	3	1	0	0	0	0	0	0	0	0	1	0	0	0	0	1	1	0	.385
Feb 24	vs Cal Poly	*of	4	2	0	0	0	0	0	0	0	0	2	0	0	0	2	1	0	0	.294
Feb 25	at California	*of	3	0	0	0	0	0	0	0	0	0	0	0	0	0	0	2	0	0	.250
Mar 03	at Florida Atlantic	*of	3	0	1	1	0	0	0	0	0	0	1	0	0	0	0	1	0	0	.261
Mar 04	at Florida Atlantic	*of	3	1	0	0	0	0	0	1	0	0	0	0	0	0	1	3	0	0	.231
Mar 05	at Florida Atlantic	*of	3	0	1	1	0	0	0	2	0	0	0	0	0	0	0	0	0	0	.241
Mar 10	at Hawaii	*of	5	0	1	0	0	0	0	0	0	0	0	0	0	1	2	2	0	0	.235
Mar 11	at Hawaii	*of	6	1	3	2	0	1	0	0	0	0	0	0	0	0	0	4	0	0	.275
Mar 12	at Hawaii	*of	5	2	2	3	1	0	0	0	0	0	0	1	1	0	0	3	0	0	.289
Mar 13	at Hawaii	*of	3	1	0	0	0	0	0	1	0	0	1	0	0	0	1	1	0	0	.271
03-16-23	at San Diego State	*of	4	2	2	4	1	0	0	1	0	0	0	0	0	0	0	2	0	0	.288
03-17-23	at San Diego State	*of	4	0	1	0	0	0	0	0	0	0	0	0	0	0	2	4	0	0	.286
03-18-23	at San Diego State	*of	3	1	3	2	1	0	0	2	0	1	0	0	0	0	0	1	0	0	.322
03-19-23	at San Diego State	*of	5	2	2	1	0	0	1	0	0	1	0	0	0	0	0	0	0	0	.328
Mar 22	UMASS	*of	4	0	1	0	0	0	0	0	0	0	1	0	0	0	0	1	0	0	.324
Mar 24	RUTGERS-1	*of	4	2	2	0	1	0	0	1	0	0	1	0	0	1	0	3	0	0	.333
Mar 24	RUTGERS-2	*of	3	1	0	1	0	0	0	0	0	0	0	0	1	1	1	1	0	0	.320
Mar 26	RUTGERS	*of	4	1	1	1	0	0	1	0	0	0	0	0	0	0	1	3	0	0	.316
Mar 28	BOSTON COLLEGE	*of	3	2	2	0	0	0	0	1	0	0	0	0	0	0	0	5	0	0	.329
Mar 29	HARTFORD	*of	2	2	2	2	1	0	0	2	1	0	1	0	0	0	0	4	0	0	.345
Mar 31	UMBC	*of	3	0	1	1	0	0	0	2	0	0	0	0	0	0	1	4	0	0	.345
April 1	UMBC	*of	5	2	2	3	0	0	1	0	0	0	0	0	0	0	1	1	0	0	.348
Apr 02	UMBC	*of	4	0	1	1	0	0	0	0	0	0	0	0	0	1	1	2	0	0	.344
Apr 04	at Columbia	*of	2	0	1	1	0	0	0	2	0	0	1	0	1	0	1	4	0	0	.347
Apr 06	at St. John's	*of/of	5	0	1	0	0	0	0	0	0	0	0	0	0	0	0	1	0	0	.340
Apr 08	at St. John's-1	*of	5	1	3	2	1	0	0	0	0	0	0	0	0	0	0	4	0	0	.352
Apr 08	at St. John's-2	*of	4	1	3	4	1	0	1	0	0	0	0	0	1	0	0	3	0	0	.366
Apr 10	vs CCSU	*of	5	1	1	0	1	0	0	0	0	0	0	0	0	0	0	1	0	0	.359
Apr 10	BRYANT	*of	3	0	1	1	1	0	0	1	0	0	0	0	0	0	0	2	0	0	.358
Apr 14	at Xavier	*of	4	2	1	1	0	0	1	0	0	0	1	0	0	0	1	4	0	0	.355
Apr 15	at Xavier-1	*of	4	1	2	0	0	0	0	0	0	0	0	0	0	0	0	2	0	1	.359
Apr 15	at Xavier-2	*of	4	1	2	2	0	0	1	1	0	0	0	0	0	0	1	5	0	0	.364
Apr 18	NORTHEASTERN	*of	5	1	1	0	0	0	0	0	0	0	0	0	0	0	2	2	0	1	.358
Apr 19	at Boston College	*of	3	1	1	1	1	0	0	2	0	0	0	0	0	0	1	1	1	0	.357
Apr 21	GEORGETOWN	*of	4	0	0	0	0	0	0	1	0	0	0	0	0	0	2	4	0	0	.347
Apr 22	GEORGETOWN-1	*of	5	0	1	2	0	0	0	0	0	0	0	0	0	0	1	3	0	0	.342
Apr 22	GEORGETOWN-2	*of	4	0	1	1	0	0	0	0	0	0	0	0	0	0	1	0	0	0	.340
Apr 24	RHODE ISLAND	*of	5	1	2	2	1	0	0	0	1	0	0	0	0	0	2	0	0	0	.342
Apr 29	at Villanova-1	*of	3	1	1	1	0	0	0	1	1	1	1	0	0	0	0	7	0	0	.342
Apr 29	at Villanova-2	*of	4	0	2	1	1	0	0	0	0	0	0	0	0	0	0	1	0	0	.345
May 05	SETON HALL	*of	5	2	2	1	0	0	0	0	2	0	0	0	0	1	0	2	1	0	.347
May 06	SETON HALL	*of	5	0	2	1	0	0	0	0	0	0	0	1	0	0	1	3	0	0	.349
May 07	SETON HALL	*of	4	1	2	4	0	0	1	0	0	0	0	0	1	0	1	4	0	0	.352
May 07	HOFSTRA	*of	4	0	1	1	0	0	0	0	0	0	0	0	0	0	1	1	0	0	.350
May 11	BUTLER	*of	5	1	0	0	0	0	0	1	0	0	0	0	0	0	0	0	0	0	.340
May 13	BUTLER	*of	5	0	2	2	0	0	0	0	0	0	0	0	0	0	1	2	0	0	.342
May 18	at Creighton	*of	3	1	1	0	0	0	0	0	0	0	1	0	0	0	1	2	0	0	.342
May 19	at Creighton	*of	3	2	1	1	0	0	0	2	0	0	0	0	0	0	0	2	0	0	.342
May 20	at Creighton	*of	4	0	1	1	0	0	0	1	0	0	0	0	0	0	1	1	0	0	.340
May 24	vs Georgetown	*of	4	0	2	1	0	0	0	0	0	0	0	0	0	1	0	2	0	0	.343
May 24	vs Xavier	*of	4	0	0	0	0	0	0	0	0	0	0	0	0	0	0	3	0	0	.336
May 26	vs Georgetown	*of	5	2	2	0	0	0	0	0	0	0	0	0	0	0	1	2	0	0	.338
May 26	vs Xavier	*of	3	0	1	1	0	0	0	1	0	1	0	0	0	0	0	2	0	0	.338
May 27	vs Xavier	*of	4	1	1	1	0	0	1	0	0	0	0	0	0	0	3	5	0	0	.336
Jun 02	vs Texas Tech	*of	3	1	0	0	0	0	0	1	0	0	0	0	0	0	3	3	0	0	.332
Jun 03	vs Florida A&M	*of	4	0	1	1	0	0	0	1	0	0	0	0	0	0	0	2	0	0	.330
Jun 04	at Florida	*of	4	0	0	0	0	0	0	0	0	0	0	0	0	0	1	1	0	0	.325
Totals		60gs	234	48	76	57	12	2	8	30	6	4	12	2	5	6	41	138	3	2	.325

On base pct. .420 • Slugging pct. .496

#18 Sullivan, Jack - 4 games (All games)

Date	Opponent	Pos	AB	R	H	RBI	2B	3B	HR	BB	SB	CS	HBP	SAC	SF	GDP	K	PO	A	E	Avg
Feb 18	vs Ohio State	*p	0	0	0	0	0	0	0	0	0	0	0	0	0	0	0	0	1	0	.000
Mar 13	at Hawaii	*p	0	0	0	0	0	0	0	0	0	0	0	0	0	0	0	0	1	0	.000
Apr 08	at St. John's-2	*p	0	0	0	0	0	0	0	0	0	0	0	0	0	0	0	1	0	0	.000
May 27	vs Xavier	*p	0	0	0	0	0	0	0	0	0	0	0	0	0	0	0	0	1	0	.000
Totals		4gs	0	0	0	0	0	0	0	0	0	0	0	0	0	0	0	1	3	0	.000

On base pct. .000 • Slugging pct. .000

#18 Sullivan, Jack - 14 appearances (All games)

Date	Opponent	GS	IP	H	R	ER	BB	SO	2B	3B	HR	WP	BK	HBP	IBB	Score	W-L	Sv	ERA	NP
Feb 18	vs Ohio State	*	5.1	6	2	2	2	2	1	0	1	0	0	0	0	9-6	1-0	0	3.38	93
Feb 25	at California	*	4.1	4	4	4	4	4	0	0	1	0	0	0	0	2-4	1-1	0	5.59	71
Mar 13	at Hawaii	*	5.0	3	2	1	2	4	0	0	0	0	0	0	0	9-2	2-1	0	4.30	89
03-19-23	at San Diego State	*	6.2	7	2	2	0	8	1	0	0	1	0	0	0	10-3	3-1	0	3.80	94
Mar 26	RUTGERS	*	4.0	9	5	5	1	2	2	0	2	1	0	0	0	9-7	3-1	0	4.97	56
Apr 02	UMBC	*	5.0	6	0	0	1	4	0	0	0	0	0	0	0	11-0	4-1	0	4.15	83
Apr 08	at St. John's-2	*	3.0	4	4	4	2	2	2	0	0	0	0	1	0	7-9	4-1	0	4.86	59
Apr 15	at Xavier-1	*	2.0	5	5	5	1	0	0	0	3	0	0	0	0	8-18	4-1	0	5.86	36
Apr 19	at Boston College		1.0	0	0	0	0	1	0	0	0	0	0	0	0	12-1	4-1	0	5.70	14
Apr 22	GEORGETOWN-2		2.1	3	1	1	0	1	0	0	0	0	0	0	0	2-6	4-1	0	5.59	27
May 07	HOFSTRA	*	2.0	7	4	1	0	2	0	0	0	0	0	0	0	9-7	4-1	0	5.53	30
May 13	BUTLER		0.1	1	0	0	1	0	0	0	0	0	0	0	0	8-11	4-1	0	5.49	11
May 18	at Creighton		1.1	3	0	0	1	2	1	0	0	0	0	0	0	6-7	4-1	0	5.31	34
May 27	vs Xavier	*	2.0	2	1	1	1	2	0	0	0	0	0	1	0	3-7	4-1	0	5.28	41
Totals		10	44.1	60	30	26	16	34	7	0	7	2	0	2	0	105-88	4-1	0	5.28	-

#23 Tammaro, Paul - 36 games (All games)

Date	Opponent	Pos	AB	R	H	RBI	2B	3B	HR	BB	SB	CS	HBP	SAC	SF	GDP	K	PO	A	E	Avg
Feb 25	at California	ss	0	0	0	0	0	0	0	0	0	0	0	0	0	0	0	0	0	0	.000
Mar 10	at Hawaii	*2b/3b	3	0	0	0	0	0	0	0	0	0	1	0	0	0	0	4	2	0	.000
Mar 11	at Hawaii	*2b	5	2	3	2	1	0	1	0	0	0	0	0	0	0	0	0	2	0	.375
Mar 12	at Hawaii	*2b/ss	3	0	0	1	0	0	0	0	0	0	2	1	0	0	2	1	1	0	.273
03-17-23	at San Diego State	*2b	3	0	1	0	0	0	0	0	1	0	0	0	0	0	1	0	1	0	.286
03-18-23	at San Diego State	*2b/ss	3	1	0	0	0	0	0	1	0	0	1	0	0	0	0	1	1	0	.235
03-19-23	at San Diego State	ph/3b	1	0	0	0	0	0	0	0	0	0	0	0	0	0	0	1	0	0	.222
Mar 26	RUTGERS	ph	1	0	0	0	0	0	0	0	0	0	0	0	0	0	0	0	0	0	.211
Mar 28	BOSTON COLLEGE	*2b	3	0	2	1	0	0	0	1	1	0	0	0	0	1	0	2	2	0	.273
Mar 29	HARTFORD	ph/ss	0	1	0	1	0	0	0	1	0	0	0	0	1	0	0	0	0	0	.273
Mar 31	UMBC	3b	0	0	0	0	0	0	0	0	0	0	0	0	0	0	0	0	0	0	.273
April 1	UMBC	*2b	3	1	2	1	0	0	0	0	1	0	1	0	0	0	0	0	2	0	.320
Apr 02	UMBC	ss	1	0	0	0	0	0	0	0	0	0	0	0	0	0	0	0	3	0	.308
Apr 06	at St. John's	*2b/ss	2	1	1	0	1	0	0	1	0	0	1	0	0	0	1	1	2	0	.321
Apr 08	at St. John's-1	*2b	4	0	1	1	0	0	0	1	0	0	0	0	0	0	0	0	2	0	.312
Apr 10	vs CCSU	3b	0	0	0	0	0	0	0	0	0	0	0	0	0	0	0	0	0	0	.312
Apr 10	BRYANT	*2b	3	1	1	0	0	0	0	1	1	0	0	1	0	0	0	1	3	0	.314
Apr 14	at Xavier	ph/2b	1	0	1	0	0	0	0	0	0	0	0	0	0	0	0	0	0	0	.333
Apr 15	at Xavier-1	*2b	2	0	0	0	0	0	0	1	0	0	1	0	0	0	0	0	1	0	.316
Apr 19	at Boston College	*2b	3	1	2	0	1	0	0	2	0	0	0	0	0	0	0	0	0	0	.341
Apr 21	GEORGETOWN	*2b	4	2	2	3	0	0	1	0	0	0	0	0	0	0	1	0	4	0	.356
Apr 22	GEORGETOWN-2	ph	0	0	0	0	0	0	0	0	0	0	1	0	0	0	0	0	0	0	.356
May 07	SETON HALL	3b	0	0	0	0	0	0	0	0	0	0	0	0	0	0	0	0	0	0	.356
May 13	BUTLER	*3b	4	0	3	1	0	0	0	0	1	0	0	0	0	0	1	0	1	1	.388
May 13	BUTLER	3b	0	0	0	0	0	0	0	0	0	0	0	0	0	0	0	0	0	0	.388
May 18	at Creighton	ph	1	1	1	1	1	0	0	0	0	0	0	0	0	0	0	0	0	0	.400
May 19	at Creighton	*2b	5	2	4	0	0	0	0	0	0	0	0	0	0	0	0	0	3	0	.436
May 20	at Creighton	*2b	5	1	2	1	1	0	0	0	0	0	0	0	0	0	0	3	6	0	.433
May 24	vs Georgetown	*2b	4	1	2	1	0	0	1	0	0	0	0	0	0	0	1	1	2	0	.438
May 24	vs Xavier	*2b	5	1	2	1	0	0	1	0	0	1	0	0	0	0	0	2	6	0	.435
May 26	vs Georgetown	*2b	4	2	2	0	0	0	0	1	1	0	0	0	0	0	0	3	5	0	.438
May 26	vs Xavier	*2b	2	0	0	0	0	0	0	2	0	0	0	0	0	0	0	3	2	0	.427
May 27	vs Xavier	*2b/ss	3	0	1	0	0	0	0	1	0	0	0	0	0	0	1	3	1	0	.423
Jun 02	vs Texas Tech	*2b/ss	3	0	0	0	0	0	0	0	0	0	1	0	0	0	1	1	1	0	.407
Jun 03	vs Florida A&M	*ss	5	1	2	1	1	0	0	0	0	0	0	1	0	0	0	4	1	0	.407
Jun 04	at Florida	*ss	4	0	0	0	0	0	0	0	0	0	0	0	0	0	3	2	3	0	.389
Totals		24gs	90	19	35	16	6	0	4	13	6	1	9	3	1	1	12	33	57	1	.389

On base pct. .504 • Slugging pct. .589

The Last Time

UConn Swept Series Against Ranked Team at Home	vs. No. 19 Rutgers, April 23-24, 2010
UConn Swept Three-Game Series	vs. Seton Hall, May 5-7, 2023
UConn Swept Three-Game Conference Series	vs Seton Hall, May 5-7, 2023
UConn Swept Four-Game Series	vs. Seton Hall, May 20-22, 2021
UConn Swept Four-Game Conference Series	vs. Seton Hall, May 20-22, 2021
UConn Swept Four-Game Series Away From Home	Michigan State (Greenville, S.C.) 3/15-17, 2019
UConn Swept Three-Game Series Away From Home	at FAU, March 3-5, 2023
UConn Came Back In Final At-Bat	4/15/2023 at Xavier (down 2 in 9th)
UConn Won In Extra Innings	vs. Rutgers (11 Inns), March. 24, 2023
UConn Played In 0-0 Game That Went To Extras	at Florida, March 7, 2014
UConn Played 14 Innings Or More	15, vs. Memphis, April 26, 2015
UConn Played 20 Innings Or More	20, vs. UMass, May 13, 1972
UConn Played Consecutive Extra-Inning Games	at Florida, March 8-9, 2014
UConn Played Three-Straight Extra Inning Games	at Florida, March 7-9, 2014
UConn Played Over Four Hours	4:00, 5/30/2021, vs. Xavier
UConn Played Over Five Hours	5:28, 4/26/2021, at Xavier
UConn Played A Game Under Two Hours (Nine Innings)	1:50, at Cincinnati, April 20, 2018
Opponent Sweeps Huskies in 4-Game Series	at Texas Tech, March 12-15, 2021
Opponent Sweeps Huskies in 3-Game Series	at Georgetown, May 19-21, 2022
Opponent Sweeps Huskies in Storrs	No. 24 ECU, May 6-8, 2016
UConn Sweeps Doubleheader	at Villanova, April 29, 2023
UConn Swept In Doubleheader	vs. USF, May 11, 2019
Most Extra-Inning Games In A Season	10, 2014

The Last Time

Player Hit A Grand Slam	Korey Morton, 4/4/2023 at Columbia
Player Led Of Game With Home Run	David Smith, at San Diego State, 3/19/2023
Player Hit For The Cycle	Brian Esposito, vs. Holy Cross, 4/15/1999
Player Hit 2 Home Runs	Luke Broadhurst, 4/14/2023 at Xavier
Player Hit 3 Home Runs	Mike Olt, vs. Seton Hall, 5/20/2010
Player Hit 4 Home Runs	Brian Packin (1999), Jeff Uccello (1996)
Player Hit An Inside-The-Park Home Run	Korey Morton, 3/31/2023 vs. UMBC
Player Had 8 At-Bats	Vinny Siena (8), vs. Indiana, 2/16/2013
Player Scored 4 Runs	Bryan Padilla, 3/12/2023 at Hawai'i
Player Scored 5 Runs	Zach Bushling, 3/8/2021 vs. Coastal Carolina
Player Had 4 Hits	Paul Tammaro, 5/19/2023 at Creighton
Player Had 5 Hits	T.C. Simmons, 4/5/2022 vs. CCSU
Player Had 6 Hits Or More	
Player Had 6 RBIs	Ben Huber, vs. UMass, 4/19/2022
Player Had 7 RBIs	Pat Winkel, 5/21/2021 at Seton Hall
Player Had 10 RBIs Or More	Brian Packin (10), St. John's, 4/14/1999
Player Had Three Doubles	Ben Huber, vs. Yale, 4/27/2022
Player Had Two Triples	T.C. Simmons, 4/5/2022 vs. CCSU
Player Had 10-14 Total Bases	Luke Broadhurst, 4/14/2023 at Xavier (10)
Player Had 15+ Total Bases	Jeff Uccello (18), Boston College, 4/21/1996
Player Walked 3 Times	Ben Huber, 3/11/2023 at Hawai'i
Player Walked 4 Times	David Smith, 4/21/2023 vs. Georgetown
Player Was Hit By Pitch 3 or More Times	Anthony Prato (3), at Cincinnati, April 22, 2018
Player Had Two Sac Bunts Or More	Korey Morton (2), April 26, 2021, at Xavier
Player Had Two Sac Flies Or More	Christian Fedko (2), at Presbyterian, 3/7/2020
Player Stole Three Bases	David Smith (3), vs. Seton Hall, May 6, 2023
UConn Stole Four or More Bases	6, vs. Seton Hall, 5/5/2023
UConn Stole Eight Or More Bases	8, vs. Georgetown, April 17, 2010
UConn Walked 15 Or More Times	16, 3/12/2023 at Hawai'i

The Last Time

UConn Was Hit By 5 Or More Pitches	5, May 18, 2021 at URI
UConn Hit Three Home Runs In An Inning	vs. UMass (8th Inning), April 3, 2021
UConn Hit Four Homers	4, April 14, 2023 at Xavier
UConn Hit Five Homers	5, March 26, 2023 vs. Rutgers
UConn Hit Six Home Runs Or More	
UConn Hit Back-To-Back Homers	Huber & Studley, Xavier, 4/14/2023
UConn Hit Back-To-Back-To-Back HR's	Bushling, K. Fedko, Crawford, 4/3/2021 vs. UMass
UConn Won On Walk-Off HR	Luke Broadhurst(9th inn.), May 13, 2023, Butler
UConn Won On Walk-Off Hit (Non HR)	Jake Studley (Single), vs. Seton Hall, 5/5/2023
An Opponent Hit Three Homers	
An Opponent Hit Walk-Off Homer	Alex Helmin (B9, 3-run HR), 4/27/2021 at Xavier
Pitching Categories	
Pitcher Threw A No-Hitter	
Pitcher Threw A Perfect Game	
Pitcher Threw A One-Hitter	Anthony Marzi, 5/5/2012, Cincinnati
Pitcher Threw A Two-Hitter	
Pitcher Threw A Complete Game (7 Inn)	Austin Peterson, 4/10/2021, Georgetown (7 Inn)
Pitcher Threw A Complete Game (9 Inns)	Pat Gallagher, vs. St. John's, 4/9/2022
Pitcher Threw More Than 9 Innings	
Pitcher Threw Complete Game Shutout	Pat Gallagher, vs. St. John's, 4/9/2022
Pitcher Struck Out 10-11	Stephen Quigley (10), 4/29/2023, Villanova
Pitcher Struck Out 12-13	Austin Peterson (13), 2/18/2022, at USF
Pitcher Struck Out 14-15	Ben Casparius (15), 4/9/2021, Georgetown (7 Inn)
Pitcher Struck Out 16 Or More	
UConn Pitchers Struck Out 20+ (9 Inn)	20, February 18, 2022 at USF
UConn Pitchers Struck Out 20 or More	22, March 7, 2021 at Coastal Carolina (12 inns)
Opposing Pitcher Pitched A CG (9 Inns)	Grant Schuermann, UCF, March 29, 2019
Opposing Pitcher Struck Out 14 Or More	Jake Agnos, ECU, April 18, 2019
Pitcher Started 5-0	Austin Peterson & Ian Cooke (5-0), 2022
Pitcher Recorded 10 Wins	Austin Peterson & Pat Gallagher (11), 2023

The Last Time

Pitcher Recorded 12 Wins Or More	Colin McLaughlin (12), 1979
UConn Pitchers Recorded A Shutout	at Creighton, May 20, 2023
UConn Was Shut Out	vs. Ohio State, Feb. 17, 2023
UConn Recorded A Shutout In Back-To-Back Games	vs. Georgetown, April 9-10, 2021
UConn Was Shut Out In Back-To-Back Games	vs. No. 10 Louisville, Doubleheader, May 11, 2013
UConn Did Not Walk A Batter	at Villanova April 29, 2023
Fielding Categories	
Player Committed 3 Errors	Troy Stefanski, Tulane, April 2, 2016
Player Committed 4 Or More Errors	
UConn Committed Zero Errors In a Series	vs. UMBC (3/31/2023-4/2/2023)
UConn Committed 4 Errors	4, vs. Cincinnati, April 7, 2019
UConn Committed 5 Errors	5, at Presbyterian, March 8, 2020
UConn Committed 6 Errors or More	
Opposing Team Committed 5 Errors or More	at ECU (5), April 2, 2017
Scoring & Miscellaneous Categories	
UConn Recorded 20 Hits Or More	20, at Hawai'i, March 11, 2023
UConn Scored 20 Runs Or More	28, vs. UMass, April 19, 2022
UConn Scored 30 Runs Or More	32, at URI, April 25 1997
UConn Scored 10 Runs Or More In An Inn.	10 (2nd inning), at Columbia, April 4, 2023
UConn Came Back From 7 Runs or More	Trailed 9-2 entering 8th at Xavier (4/25/2021)
UConn Beat the No. 1 Ranked Team	vs. No. 1 Michigan (Port. St. Lucie, Fla.), 2/23/20
UConn Beat Top-5 Ranked Team	vs. No. 4 Louisville (Lakeland, Fla), 2/17/2019
UConn Beat Top-10 Ranked Team	vs. No. 8 Michigan (Scottsdale, AZ), 2/16/20
UConn Beat Ranked Team	at No. 20 Boston College, April 19, 2023
UConn Beat Ranked Team At Home	vs. No. 9 ECU, May 18, 2018
UConn Beat Ranked Team On Road	at No. 25 USC, March 15, 2022
UConn Won Series Against Ranked Team	No. 1 Michigan (Port. St. Lucie, Fla.), 2/21-23/2020
UConn Swept Series Against Ranked Team	at No. 16 ECU, March 31-April 2, 2017
UConn Won Series Against Ranked Team at Home	vs. No. 9 ECU, May 17-18, 2018