



2022-23 MEN'S BASKETBALL GAME NOTES

GAME 25 • #4 CONNECTICUT • NCAA TOURNAMENT FIRST ROUND • FRIDAY, MARCH 17, 2023

4:30 p.m. • Albany, NY • MVP Arena • TBS (Spero Dedes, Debbie Antonelli & AJ Ross)

Westwood One (Scott Graham & PJ Carlesimo) Westwood One



@IonaGaels, @IonaGaelsMBB, #GaelNation

2022-23 SCHEDULE/RESULTS

Overall: 27-7 H: 11-1 A: 8-4 N: 8-2 MAAC: 17-3

Date Day Opponent Time/Result

NOVEMBER (2-2)

7	Mon	PENN (ESPN+)	W, 78-50
11	Fri	at Hofstra (FloSports)	L, 78-83
Basketball Hall of Fame Showcase - Uncasville, CT			
18	Fri	vs. Vermont (ESPN+)	W, 71-50
Las Vegas Holiday Classic - Las Vegas, NV			
27	Sun	vs. Santa Clara (PPV)	L, 76-86

DECEMBER (7-2)

2	Fri	NIAGARA* (ESPN3)	W, 78-56
4	Sun	CANISIUS* (ESPN+)	W, 90-60
6	Tue	SAINT LOUIS (ESPN+)	W, 84-62
Basketball Hall of Fame Invitational - Brooklyn, NY			
11	Sun	vs. St. Bonaventure (YES)	W, 72-57
Coaches v. Cancer Challenge - Union, NJ (Kean Univ.)			
13	Tue	vs. Princeton (SNY/ESPN+)	W, 70-64
18	Sun	at New Mexico (FS1)	L, 74-82
Diamond Head Classic - Honolulu, Hawaii			
22	Thu	vs. SMU (ESPNU)	L, 81-85
23	Fri	vs. Seattle (ESPNU)	W, 83-72
25	Sun	vs. Pepperdine (ESPNU)	W, 76-66

JANUARY (5-3)

1	Sun	SAINT PETER'S (ESPN3)	W, 73-55
6	Fri	at Marist* (ESPN+)	W, 84-57
8	Sun	at Quinnipiac* (ESPN+)	L, 58-81
13	Fri	FAIRFIELD* (ESPN+)	W, 75-69
15	Sun	RIDER* (ESPN3)	L, 67-60
20	Fri	at Manhattan* (ESPN+)	W, 84-76 OT
27	Fri	at Siena* (ESPNU)	L, 53-70
29	Sun	QUINNIPIAC* (ESPN3)	W, 78-72

FEBRUARY (8-0)

3	Fri	MOUNT ST. MARY'S* (ESPN3)	W, 81-51
5	Sun	at Fairfield* (ESPN3)	W, 70-61
10	Fri	at Canisius* (ESPN3)	W, 80-59
12	Sun	at Niagara* (ESPN+)	W, 72-55
17	Fri	MANHATTAN* (ESPN3)	W, 71-60
19	Sun	at Saint Peter's* (ESPN+)	W, 73-53
24	Fri	at Mount St. Mary's* (ESPN+)	W, 80-68
26	Sun	SIENA* (ESPN3)	W, 93-60

MARCH (5-0)

2	Thu	MARIST* (ESPN3)	W, 93-74
4	Sat	at Rider* (ESPN3)	W, 80-78
2023 MAAC Championship - Atlantic City, NJ			
8	Wed	vs. #8 Mount St. Mary's (ESPN+)	W, 74-54
10	Fri	vs. #5 Niagara (ESPNEWS)	W, 71-59
11	Sat	vs. #11 Marist (ESPNU)	W, 76-55
2023 NCAA Championship - Albany, NY - No. 13 seed			
17	Fri	vs. #4 UConn (TBS)	4:30 p.m.
19	Sun	vs. #5 Saint Mary's/#12 VCU (TBD)	TBD

Home events in CAPS & BOLD;

MAAC games noted by an asterisk | All times are Eastern

The No. 13 seed Iona University men's basketball team (27-7) takes on No. 4 UConn (25-8, AP #8/USAT #12) in the first round of the 2022 NCAA Tournament at MVP Arena in Albany, New York at 4:30 p.m. on TBS.

IONA IN THE NCAA TOURNAMENT

Officially, Iona is 0-14 all-time in the NCAA Tournament after its 1980 appearance was vacated due to violations. The Gaels has had a couple heartbreaking defeats in tournament play, including a six-point loss to BYU in 2012, two-point defeats vs. Ole Miss in 2001 and Syracuse in 1998 and back-to-back one point losses to Virginia and Loyola (Ill.) in 1984 and 1985.

IONA VS. UCONN - SERIES HISTORY

- The two teams square off for the sixth time in history with the Huskies holding a 4-1 series lead.
- It is the second time Iona and UConn battle in the postseason, the last time in the 1997 NIT.
- The two teams last faced off on Dec. 4, 2019 in Storrs.

IONA VERSUS THE BIG EAST CONFERENCE

- Iona is 20-65 all-time vs. current Big East Conference opponents following a loss at Seton Hall to open the Rick Pitino era in 2020.
- The Maroon & Gold has dropped five straight vs. the Big East and last earned a win on December 12, 2009 at Providence.
- The Gaels own nine wins over Seton Hall and three wins over Providence and St. John's representing the most wins for the program vs. the Big East.

DESTINATION: ALBANY

- The Gaels appear in their 16th overall NCAA tournament and 13th since the field expanded to at least 64 teams in 1985.
- It will be the first NCAA game for Iona in its home state. MVP Arena in Albany will be the closest the program played to its New Rochelle campus since the first 64-team event in 1985 when it drew Loyola Chicago in at the Hartford Civic Center.
- Since then the Gaels have been to Lexington, KY; Minneapolis, Kansas City, Jacksonville, Dayton twice, Sacramento, Pittsburgh, Columbus and Indianapolis.
- MVP Arena and its previous names, Knickerbocker Arena, Pepsi Arena and Times Union Center is a familiar venue for Iona since opening in 1990. The program appears for the 67th time in the arena, posting a 36-40 overall record. The Gaels are 28-13 in MAAC Tournament games earning half of their MAAC record 14 titles, and 8-17 vs. Siena in regular season MAAC play.
- **The building is the site of Iona's last loss this season (Jan. 27) after which it has won 14 straight.**

Iona vs. Connecticut

Overall: 1-4 (.200) Rick Pitino (1-0)
 Home: 0-0
 Away: 1-4
 Neutral: 0-0

ALL TIME MEETINGS






Date	W-L	Score	Site
12/29/84	W	55-54	A
3/12/97	L	66-71	A
12/20/03	L	54-104	A
12/27/09	L	74-93	A
12/4/19	L	62-80	A

5 games			
Iona	311 pts	62.2 ppg	
UConn	402 pts	80.4 ppg	

Iona vs. Big East

Team	W-L	Last Meet
Butler	0-0	
Connecticut	1-4	12/4/19
Creighton	2-1	11/28/09
DePaul	0-3	2/16/88
Georgetown	0-5	3/9/80
Marquette	1-5	1/19/88
Providence	3-2	11/24/18
Seton Hall	9-30	11/30/20
St. John's	3-7	12/17/17
Villanova	0-4	3/3/54
Xavier	1-4	2/16/61
TOTALS	20-65 (.235)	

LAST GAME'S STARTERS

				
0 JEANLOUIS GR • GUARD	1 CLAYTON JR. SO • GUARD	5 JENKINS JR • GUARD	13 JR JOSEPH JR • FORWARD	55 SHEMA SR • FORWARD
MIN 28.5	MIN 30.3	MIN 33.5	MIN 31.8	MIN 26.5
PPG 7.8	PPG 16.9	PPG 15.6	PPG 15.1	PPG 7.2
REB 4.2	REB 4.3	REB 4.4	REB 9.4	FG% 50.8
AST 2.0	AST 3.2	AST 4.9	AST 1.1	REB 4.8
STL 1.0	FT% 95.1	STL 1.3	BLK 1.5	BLK 1.3



2022-23 MAAC STANDINGS

SCHOOL	MAAC			OVERALL		
	W	L	PCT	W	L	PCT
IONA	17	3	.850	27	7	.794
Rider	13	7	.650	16	14	.533
Quinnipiac	11	9	.550	20	11	.645
Siena	11	9	.550	17	15	.531
Niagara	10	10	.500	16	15	.516
Manhattan	10	10	.500	12	18	.400
Fairfield	9	11	.450	13	18	.419
Mount St. Mary's	8	12	.400	13	20	.394
Canisius	8	12	.400	10	20	.333
Saint Peter's	7	13	.350	14	18	.438
Marist	6	14	.300	13	20	.394

2022 MAAC POSTSEASON SCHEDULE

**NCAA Championship
First Round
West Region
Indianapolis, Indiana
Friday, March 17, 2022**

No. 13 Iona vs. No. 4 UConn (TBS) 4:30 p.m.



GAELS IN NCAA TOURNAMENT

Team	Seed	Opponent	Result
3/21/21	15	#2 Alabama	L, 55-68
3/22/19	16	#1 North Carolina	L, 73-88
3/15/18	15	#2 Duke	L, 67-89
3/17/17	14	#3 Oregon	L, 77-93
3/17/16	13	#4 Iowa State	L, 81-94
3/22/13	15	#2 Ohio State	L, 70-95
3/13/12	14	#14 BYU	L, 72-78
3/16/06	13	#4 LSU	L, 64-80
3/16/01	14	#3 Ole Miss	L, 70-72
3/16/00	14	#3 Maryland	L, 59-74
3/13/98	12	#5 Syracuse	L, 61-63
3/14/85	13	#4 Loyola (Ill.)	L, 58-59
3/15/84	10	#7 Virginia	L, 57-58
3/9/80	6	#3 Georgetown	L, 71-74*
3/6/80	6	#11 Holy Cross	W, 84-78*
3/9/79	8	#9 Penn	L, 69-73

*-vacated due to NCAA violations

GAELS IN NCAA TOURNAMENT

NAME	GP	MIN	PTS	REB	AST
Jr. Joseph	1	33.0	6.0	6.0	2.0
JeanLouis	1	26.0	6.0	3.0	1.0
Weiss	1	10.0	0.0	0.0	0.0
Shema	1	7.0	0.0	2.0	0.0

WE'RE GOIN' STREAKIN'

• **Iona has won 14 straight games, currently the third longest active streak in the NCAA.** Only Oral Roberts (17) and Vermont (15) have longer ones. The Gaels are ahead of Merrimack (11) and Charleston (10).
• It is the third longest streak in the history of the program behind 17 straight from January 23-March 6, 1980, and 15 straight from December 10, 1997-Feb. 1, 1998.

LONGEST CURRENT WINNING STREAKS*

(9 or more games in a row)

Oral Roberts	17	Marquette	9
Vermont	15	UNC Asheville	9
Iona	14	VCU	9
Merrimack	11	Colgate	9
Charleston	10	Duke	9
Gonzaga	9		

* - all but Merrimack are 2023 NCAA tournament participants

ROAD WARRIORS

• **Iona's 16 wins away from the Hynes Center, either in an opponent's building or on neutral ground ranks No. 1 in the NCAA.**
• UCSB (15), Houston (15), Purdue (15) sit just below the Gaels. Eight teams have 14 wins.
• The Gaels have also played the most neutral site games of any team in the country (10). Only five teams have played more than the 22 the Gaels have played away from New Rochelle.

KING OF THE HILL, TOP OF THE LIST

• No team among the 14 NYC Metropolitan Area Division I basketball programs within 30 miles of the center of NY College basketball, Madison Square Garden has won more games than Iona College in the 27 seasons (529; Hofstra #2, 421).
• Over the last decade-plus, Iona's 275 wins and .653 win percentage are also the best in both categories. (Seton Hall, 243 wins; .579 win pct.)
• Since 1995-96, the Maroon & Gold hold the lead in wins (529), 19 more than Hofstra, 47 more than No. 3 Seton Hall and the top win percentage (.600).
• Iona's 12 postseason appearances (eight NCAA, three NIT, one CIT) since 2010-11 are the most during the time frame, **nearly twice as many** Seton Hall (6 NCAA, 1 NIT) and St. John's (three NCAA, two NIT).

TOP NEW YORK METRO TEAMS (2010-pres.)*

Team	2010-pres.		1995-pres.	
	W-L	Pct	W-L	Pct.
IONA	275-146	.653	529-352	.600
Seton Hall	243-177	.579	482-394	.550
Hofstra	238-181	.568	510-370	.580
Wagner	218-166	.568	421-398	.514
St. John's	219-201	.521	460-419	.523
Long Island	206-194	.515	390-441	.469

* - all teams with .500 or better record since 2010

MID MAJOR POLLING

Iona jumped to No. 10 on the CollegeInsider.com Men's Mid-Major Top 25 in the Week 18 release on Mar. 12. The Gaels have won 14 straight contests.

ABOUT CONFERENCE TOURNAMENT TITLES

• Iona has won seven MAAC tournament titles since 2013.
• Only Gonzaga has won more conference tournament titles in the time frame with 10.
• Texas Southern has also won seven SWAC Tournaments.
• South Dakota State, Villanova, Arizona and Liberty have five a piece.

CONFERENCE TOURNAMENT TITLES SINCE 2013

Gonzaga	WCC	10
Iona	MAAC	7
Tx. Southern	SWAC	7
South Dakota St.	Summit	5
Villanova	Big East	5
Arizona	Pac 12	5
Liberty	Big So./ASun	5
10 schools with		4

ABOUT NCAA TOURNAMENT APPEARANCES

• 24 of the 363 NCAA Division I programs have appeared in at least eight of the last 11 NCAA Tournaments.
• Only three of the 24 have come from mid-major conferences (Gonzaga [11], New Mexico State [8] and Iona [8]).
• Seventeen of the 24 have come from the ACC, Big East, Big 12, Big Ten, Pac 12 and SEC.
• The remaining four are VCU (Atlantic 10), Cincinnati (American), Wichita State (American) and San Diego State (Mountain West).
• **Nine teams in the 2023 NCAA Tournament have also appeared in at least six of the last seven tournaments since 2016. The staggering list includes: Baylor, Duke, Gonzaga, Iona, Kansas, Kentucky, Michigan State, Purdue, and Virginia**

MID-MAJORS WITH 8 APPS IN LAST 11 YEARS

Gonzaga	WCC	11
New Mexico St.	WAC	8
Iona	MAAC	8

20/20 VISION

• With its win at Saint Peter's, Iona recorded its 24th 20+ win seasons in the 78-year history of the program.
• It is the program's 11th 20+ win campaign since 2009-10, spanning the last 14 seasons.
• Iona has won 25 games for the eighth time including five in the last 13 seasons.
• The Gaels 27 wins in 2022-23 matches 1997-98 for the second-highest single-season win total. They won 29 games in 1979-80.
• In 33 full seasons as a Division I head coach, **Rick Pitino has earned 27 20+ win seasons.** Coach Pitino is in his 35th season, which included six games as an interim head coach at Hawaii in 1975-76 and just 18 games in his first season at Iona due to the COVID-19 pandemic in 2020-21.
• **Discounting the 2020-21 season, Coach Pitino has recorded 17 straight 20+ win seasons and 26 in his last 27. The one miss was a 19-win campaign in his first season at Louisville in 2001-02.**

IONA'S 20+ WIN SEASONS

1949-50 (21), 1978-79 (23), 1979-80 (29), 1981-82 (24), 1982-83 (22), 1983-84 (23), 1984-85 (26), 1995-96 (21), 1996-97 (22), 1997-98 (27), 1999-00 (20), 2000-01 (22), 2005-06 (23), 2009-10 (21), 2010-11 (25), 2011-12 (25), 2012-13 (20), 2013-14 (22), 2014-15 (26), 2015-16 (22), 2016-17 (22), 2017-18 (20), 2021-22 (25), 2022-23 (27).

COUPLE SWIPES, COUPLE REJECTIONS

- On 44 occasions this season a MAAC player has recorded at least two blocks and at least two steals in a single game. An Iona player has accomplished the feat 16 times.
- Nine players in the MAAC have recorded more than one instance of multiple blocks and steals. Four of them are Gaels.
- Nelly Junior Joseph** leads the MAAC with seven. **Berrick JeanLouis** is second with four, **Osborn Shema** is tied for third with three and **Daniss Jenkins** has 2.
- The NCAA leader in the statistic is Middle Tennessee's Teafale Lenard with 12. Junior Joseph's total is tied for fifth most.
- The 16 total instances is second most in NCAA behind MTSU's 20, ahead of Marshall (15), Seton Hall (14) and Robert Morris (13). Fourteen other schools have more than 10.

THE BIG THREE

- Iona's top three performers this year, **Walter Clayton Jr.**, **Daniss Jenkins** and **Nelly Junior Joseph** have averaged a combined 46.1 ppg, 17.8 rpg, 9.0 apg, 4.3 spg.
- The averages amount to 660.4% of the Gaels points, 53.2% of rebounds, 59.9% of assists, 57.1% of the team's steals.
- The Gaels are one of **six** D-I programs ((New Mexico, North Carolina, Toledo, Wofford, Xavier) that have three players averaging 15 or more points per game.

NELLY NELLY

- Junior **Nelly Junior Joseph** posted 11 straight double-doubles from December 25-February 5, the first Gael to accomplish the feat this century.
- He currently has 16 in his last 21 appearances.**
- Mike Glover** had eight straight from November 30 - December 29, 2010.
- Other Gaels to record streaks of four or more this century include **David Laury** (5 gms, Jan. 20-Feb. 4, 2013) and **Jordan Washington** (4 gms, Feb. 14-24, 2017).
- Junior Joseph ranks No. 4 in the NCAA in double-doubles this season with 19 total.

MILLENNIA MAN

- With a jumper from the free throw line with less than five minutes remaining at Canisius, junior **Nelly Junior Joseph** became the 42nd 1,000-point scorer in Iona history. He has now has scored **1,141** points in **85** career games in New Rochelle.
- Prior to Junior Joseph, Rickey McGill and EJ Crawford were the 40th and 41st to accomplish the feat in 2018-19.
- Several Maroon & Gold performers over the last three seasons have reached the mark for their collegiate careers splitting the effort between Iona and a previous NCAA institution including: **Asante Gist**, **Isaiah Ross**, **Elijah Joiner** and **Tyson Jolly**.

IONA CAREER SCORING LIST

Rk.	Name	Pts
29.	Kashif Hameed	1,276
30.	Tony Hargraves	1,232
31.	NELLY JR. JOSEPH	1,142
32.	Nakiea Miller	1,122
33.	Schadrac Casimir	1,112

BLOCK PARTY

- Through Selection Sunday, Iona is No. 4 the NCAA with 5.6 blocks per game. Utah Valley leads with 6.8.**
- Three Gaels average more than a block per game: **Nelly Junior Joseph** (1.53), **Osborn Shema** (1.27) and **Berrick JeanLouis** (1.07).
- Iona recorded 13 blocks in its win over Saint Louis on Dec. 6, the most in a game since a similar effort 18 seasons ago vs. Manhattan at home on Jan. 25, 2004, a span of 592 games. They added 10 in the win over Saint Peter's on Jan. 1, 12 vs. Rider on Jan. 14 and 11 vs. Quinnipiac on Jan. 29.
- The Gaels four 10+ block efforts are third most in the NCAA this season, behind Auburn (6) and Utah Valley (6) and ahead of Illinois, Middle Tennessee and Morgan State (3). Only 20 programs in the nation have recorded more than one.
- Since 2001, the program has recorded 17 games with 10 or more blocks and only four with 12 or more, with the two this season.

WHERE IS IT COMING FROM?

- Six different Gaels have accounted for **29** 20+ point efforts in the team's **34** contests, tied for the **27th** most in NCAA Division I so far.
- Toledo (42), Tulane (40), Detroit (38) and are the top three teams.
- Ten DI programs lead with seven different 20+ point scorers this year. **63** teams including the Gaels have six different individuals.
- Through Tuesday's games **1,662** different Division I players have scored at least 20 points in a game.

FUN WITH NUMBERS

Rick Pitino record by month...

Mth	Pre-Iona	20-21	21-22	22-23	Total
Nov.	71-17	0-1	6-2	2-2	78-22
Dec.	192-45	5-2	4-0	7-2	208-49
Jan.	192-76	0-0	8-1	5-3	203-80
Feb.	174-80	3-2	6-2	8-0	190-84
Mar.	138-51	4-1	1-3	5-0	148-55
Apr.	3-2	0-0	0-0		3-2
Total	771-271	12-6	25-8	834-292	

Iona All-Time Win-Loss Records

2,172 games played
 All-Time (1940-present) - 1,266-906 (.583)
 Home (1948-present) - 588-194 (.752)
 Away (1948-present) - 382-467 (.450)
 Neutral (1948-present) 220-206 (.516)
 Overtime games (1947-present) - 61-54 (.530)
 Home, Away Neutral not available 1940-47

Iona MAAC Records (1982-present)

695 games played
 MAAC All-Time - 437-258 (.629)
 MAAC Home - 246-95 (.721)
 MAAC Away - 182-161 (.531)
 MAAC Neutral - 9-2 (.818)
 MAAC Tournament - 64-28 (.696)

Hynes Athletics Center Records (1974-present)

595 games played
 Overall - 443-152 (.745)
 Non-Conference Games - 197-53 (.788)
 MAAC Games - 246-95 (.721)

INDIVIDUAL CAREER TOTALS

Player	G	Pts	Reb	Ast	Blk	Stl
Joseph	85	1,141	728	112	143	89
Jenkins	84	950	246	244	44	83
Clayton	63	756	203	150	29	83
JeanLouis	96	566	363	154	81	100
Slazinski	75	495	225	71	14	34
Shema	64	337	239	71	60	29
Brookshire	49	157	47	27	2	12
Davis	23	155	32	23	8	16
Ayo	24	62	36	5	6	9
Weiss	64	39	23	9	1	14
Jefferson	20	39	35	20	1	9
Sunday	26	37	41	4	4	2
Carey	18	9	6	3	0	0
Florence	11	7	8	4	1	1



DOUBLE DIGIT DYNAMICS

Games with: at least 10 points	22-23	21-22	Tot	Rec	
Joseph	31	26	68	53-15	
Jenkins	30	-	50	37-13	
Clayton	26	10	36	27-9	
JeanLouis	11	3	20	15-5	
Shema	10	1	11	11-0	
Davis	5	-	5	3-2	
Brookshire	4	0	4	3-1	
Slazinski	3	12	20	16-4	
Jefferson	1	-	1	0-1	
at least 20 points	Clayton	12	1	13	11-2
Jenkins	8	-	10	10-0	
Joseph	6	2	8	6-2	
Slazinski	1	1	2	1-1	
JeanLouis	1	0	1	1-0	
Brookshire	1	0	1	1-0	
at least 30 points	Jenkins	1	-	1	1-0
Clayton	1	0	1	1-0	
at least 10 rebounds	Joseph	20	13	37	30-7
Shema	2	0	4	4-0	
Slazinski	2	0	2	0-2	
Clayton	2	0	2	2-0	
JeanLouis	0	0	2	1-1	
at least 10 assists	Jenkins	3	-	3	3-0
Double-Doubles	Joseph	19	11	34	28-6
Jenkins	3	-	3	3-0	
Clayton	2	0	2	2-0	
Slazinski	1	0	1	0-1	
Shema	1	0	1	1-0	
JeanLouis	0	0	1	0-1	
Leading Scorer (including ties)	Clayton	15	3	18	15-3
Jenkins	10	-	19	12-7	
Joseph	9	12	23	18-5	
Slazinski	1	2	3	2-1	
JeanLouis	1	0	2	2-0	
Brookshire	1	0	1	1-0	
Leading Rebounder (including ties)	Joseph	25	23	58	44-14
Shema	5	1	7	6-1	
Slazinski	3	0	3	1-2	
Clayton	3	0	3	3-0	
Jenkins	2	-	2	2-0	
JeanLouis	1	3	8	5-3	
Leading Assists (including ties)	Jenkins	22	-	28	22-6
Clayton	10	4	14	12-2	
JeanLouis	3	4	12	6-6	
Joseph	2	5	10	5-5	
Slazinski	2	2	4	2-2	
Shema	2	1	3	3-0	
Davis	1	-	1	0-1	
Brookshire	0	1	1	0-1	

TAKING CARE OF THE ROCK

- Through 34 games and Selection Sunday, Iona is No. 29 in the NCAA with 10.6 turnovers per game.
- The Gaels rank No. 14 with a +3.9 turnover margin and No. 21 in the country with a 1.42-to-1 assist-to-turnover ratio.
- **Iona has committed 10 or less turnovers in 17 of its 34 contests.**

TOP 25%

The Gaels top 80 rankings in the NCAA include:

- Blocks Per Game (4th)
- Three Point Percentage Defense (7th)
- Winning Percentage (13th)
- Turnover Margin (14th)
- Scoring Margin (16th)
- Assist/Turnover Ratio (21st)
- Turnovers Per Game (29th)
- Field Goal Percentage Defense (37th)
- Scoring Defense (41st)
- Assists Per Game (50th)
- Fastbreak Points (51st)
- Turnovers Forced Per Game (53rd)
- Scoring Offense (67th)
- Steals Per Game (71st)
- Rebounds (80th)

TOP TIER GAELS

Four Iona players rank in the top 75 of an individual statistical category though Selection Sunday:

- **Walter Clayton Jr.** (FT%, 1st, 95.1)
- **Nelly Jr. Joseph** (Double Doubles, 4th, 19)
- **Nelly Jr. Joseph** (ORPG, 12th, 3.62)
- **Nelly Jr. Joseph** (FTA, 17th, 218)
- **Nelly Jr. Joseph** (RPG, 23rd, 9.4)
- **Daniss Jenkins** (FGA, 43rd, 463)
- **Nelly Jr. Joseph** (FG%, 47th, 55.1)
- **Daniss Jenkins** (APG, 49th, 4.9)
- **Walter Clayton Jr.** (SPG, 53rd, 1.9)
- **Nelly Jr. Joseph** (BPG, 61st, 1.53)
- **Nelly Jr. Joseph** (FTM, 66th, 136)
- **Daniss Jenkins** (A/T Ratio, 72nd, 2.15)

DYNAMIC (GUARD) DUOS

- Junior **Daniss Jenkins** and sophomore **Walter Clayton** have combined to average 32.5 ppg.
- **The pair currently ranks No. 9 all-time among Iona dynamic guard duos.** Since 1960, a pair of Gael back court mates have averaged 30+ points on 16 occasions (62 years).

TOP 10 IONA GUARD SCORING DUOS

Guard Scoring Duo	Year	PPG
Steve Burt / Ricky Soliver*	2005-06	41.3
Momo Jones / Sean Armand*	2012-13	39.2
Sean Green / Shawn Worthy	1990-91	36.7
Steve Burt / Rory Grimes*	1983-84	35.5
Sean Armand / A.J. English	2013-14	34.7
Tariq Kirksay / Dyree Wilson*	1999-00	33.8
EJ Crawford / Ricky McGill*	2018-19	33.5
Richie Simmonds / Alvin Lott	1986-87	33.1
Daniss Jenkins / Walter Clayton*	2022-23	32.5
Art Wiggins / Joe Mazzella	1970-71	31.2

* - Appeared in NCAA Tournament

REGULAR SEASON CHAMPIONS

- Iona clinched its 13th MAAC regular season championship, increasing its league record total.
- Iona last won has earned six regular season titles in the last 12 seasons.
- The Gaels regular season titles have come in 1982-83, 1983-84, 1984-85, 1995-96, 1996-97, 1997-98, 2000-01, 2011-12, 2013-14, 2014-15, 2018-19, 2021-22, and 2022-23.
- The Iona women's program also captured the MAAC's regular season championship marking the first time since 2006-07 (Marist) the same school earned both crowns.

TOTAL MAAC REG. SEASON CHAMPIONSHIPS*

IONA	13	Saint Peter's	3
Siena	9	Canisius	2
Manhattan	6	Marist	2
Niagara	4	Quinnipiac	0
Rider	4	Mt. St. Mary's	0
Fairfield	3		

*-current members

17 MAAC WINS

- Iona became the seventh team to earn 17 or more MAAC victories in a single-season, accomplishing the feat for the second straight season.
- Prior to last year's Gaels, the last team to do such was Monmouth (18 wins, 2016-17).
- Iona's matched its single-season record of 17 for the fourth time (2013-14, 2014-15, 2021-22)
- The seven teams that have won 17 games, include Iona four times, Monmouth twice (2015-16, 2016-17) and Siena (2009-10).
- Monmouth's 18 wins in 2016-17 is the MAAC record.

HOLDING SERVE

- The No. 1 seed won the MAAC tournament championship for the second time in 13 seasons in 2023. (Iona, 2019).
- With Siena winning in 2008, 2009 and 2010 at MVP Arena, the MAAC's top seed won a championship that was not on its home floor for the third time in 19 years (Niagara, 2005; Iona 2019).
- It is Iona's sixth MAAC regular season championship and No. 1 seed since 2010.
- The Gaels were upset in the semifinal round in 2012 but earned an at-large bid into the NCAA Tournament. Iona fell to Manhattan in back-to-back seasons as the No. 1 seed in the MAAC championship game in 2014 and 2015. In 2022, the No. 1 Gaels were upset in the quarterfinal round.

GAELS IN MAAC TOURNAMENT PLAY

In 42 years as a member of the Metro Atlantic Athletic Conference, Iona has compiled an all-time record of 63-28 (.692) record in the league's postseason tournament - including a league-record 14 titles. The .692 winning percentage is highest in MAAC history (Siena, 43-27, .614).

GAELS ON THE MAAC ALL-TOURNAMENT TEAM

Since the inaugural MAAC Tournament in 1982, Iona basketball players have been selected to the MAAC All-Tournament team a record 57 times, including a MAAC-high 14 MVP winners. **Daniss Jenkins, Asante Gist, Rickey McGill, Zach Lewis, Jordan Washington** and **A.J. English** were the MVPs in six of the last seven tournaments. Twelve players in school history have been named to a MAAC All-Tournament team on multiple occasions. **Tony Hargraves** (4x), **Rory Grimes** (3x) and **David Laury** (3x) are the only ones to earn more than two.

BEST TWO-YEAR STRETCH IN MAAC HISTORY

- Iona has posted a 34-6 combined regular season record over the last two seasons.
- The 34 wins over two years are tied for the second most in MAAC history, behind Monmouth's 35 from 2015-17 and tied with Tim Cluess' Gaels from 2013-15.
- The second best record during the current stretch is Siena at 23-17, 11 games behind the Gaels pace.
- **The 11-game lead over a two-year span is the most in MAAC history**, surpassing Siena from 2008-10 which led Niagara by 10 games and La Salle from 1988-90 which held the same margin over Holy Cross.

LARGEST SEPARATION BETWEEN TOP TWO TEAMS OVER A TWO-YEAR PERIOD

School	Years	Record	Games Ahead
IONA	2021-23	34-6	11.0
Siena	2008-10	33-3	10.0
La Salle	1988-90	29-1	10.0
IONA	1996-98	26-6	7.0
Monmouth	2015-16	35-5	7.0

GAELS IN MAAC REGULAR SEASON PLAY

- Since the inception of the MAAC in the 1981-82 season, Iona has compiled a **437-258 (.629)** record in regular season play.
- The Gaels' **437** wins and **.629** win percentage are the highest of any current MAAC member.
- The Gaels became the first team to reach 400 wins with its win at Rider on Dec. 19, 2020.
- Iona is 95 wins ahead of Siena, No. 2 on the list.

BUSTING THE (MAAC) BRACKET

- The No. 1 seed has reached the MAAC Championship game 24 times and won 16 in the event's history.
- Iona was the No. 1 seed for the 12th time and have won five of its 14 championships as the top seed.
- The Gaels are 22-7 all-time as the No. 1 seed.

COACH PITINO IN THE MAAC

- In three seasons Rick Pitino has made his mark in the MAAC and currently holds the second best winning percentage in regular season conference play and overall winning percentage as a coach in the league.
- Coach Pitino's .816 win percentage (40-9) during MAAC play ranks No. 2 behind **Speedy Morris** from LaSalle and his .856 (77-13) and ahead of **Tim Welsh** (.783, 36-10), **Fran Fraschilla** (.768, 43-13) and **Fran McCaffery** (.756, 68-22).
- Coach Pitino's .753 overall win percentage (64-21) as a MAAC coach ranks behind Welsh (.761, 70-22) and ahead of Morris (.728, 139-52), Paul Hewitt (.710, 66-27), and Fraschilla (.708, 85-35).

FOUR GAELS NAMED ALL-MAAC

- Juniors **Nelly Junior Joseph** and **Daniss Jenkins**, sophomore **Walter Clayton Jr.** and freshman **Cruz Davis** added their names to the long list of Iona College men's basketball All-MAAC performers.
- Clayton Jr. and Junior Joseph were named to the first team and Jenkins was a second team selection.
- In his first season with the Maroon & Gold, Davis was named to the All-Rookie Team.

GAELS EARN MULTIPLE MAJOR AWARDS

- **Walter Clayton Jr.** was named MAAC Player of the Year, the ninth in program history and second straight following **Tyson Jolly** in 2022.
- Clayton Jr. is just the third sophomore and seventh underclassman to earn MAAC Player of the Year honors in the 42-year history of the league. Other sophomores included Lionel Simmons (1988) and Jalen Pickett (2020).
- **Berrick JeanLouis** earned MAAC Co-Defensive Player of the Year honors. He joins **Ricky Soliver** (2006) as the two Gaels to have ever earned the award.
- **Rick Pitino** was named MAAC Coach of the Year for the second straight year.
- Last season he became the fifth Iona coach to earn the honor. A Gael head coach has won the award eight times.
- Coach Pitino joins **Tim Cluess** (2) and **Tim Welsh** (2) as multiple-time winners along with **Kevin Willard** and **Pat Kennedy** as Iona coaches with the accolade.

IONA'S MAJOR AWARD WINNERS

PLAYERS OF THE YEAR		DEF. PLAYERS OF THE YEAR	
1983 Steve Burt	2006 Ricky Soliver		
1984 Steve Burt	2023 Berrick JeanLouis		
1997 Mindaugas Timinskas			
1998 Kashif Hameed	COACHES OF THE YEAR		
2000 Tariq Kirksay	1984 Pat Kennedy		
2012 Scott Machado	1997 Tim Welsh		
2013 Lamont Jones	1998 Tim Welsh		
2015 David Laury	2010 Kevin Willard		
2022 Tyson Jolly	2014 Tim Cluess		
2023 Walter Clayton Jr.	2019 Tim Cluess		
	2022 Rick Pitino		
	2023 Rick Pitino		

GAELS ON THE MAAC ALL-TOURNAMENT TEAM

- 1982 **Rory Grimes (MVP), Tony Hargraves, Gary Springer**
- 1983 Steve Burt, Rory Grimes, Tony Hargraves
- 1984 **Steve Burt (MVP), Tony Hargraves, Gary Springer**
- 1985 **Tony Hargraves (MVP), Rory Grimes**
- 1986 Bob Coleman
- 1987 Alvin Lott, Richie Simmonds
- 1989 Glenn Grant
- 1991 Sean Green, Antoine Lewis
- 1992 Derrick Canada
- 1996 Mikkel Larsen
- 1998 **John McDonald (MVP), Tariq Kirksay, Kashif Hameed**
- 2000 **Dyree Wilson (MVP), Nakiea Miller, Tariq Kirksay**
- 2001 **Nakiea Miller (MVP), Phil Grant, Earl Johnson**
- 2005 Steve Burt
- 2006 **Steve Burt (MVP), Ricky Soliver, Kiril Wachsmann**
- 2011 Mike Glover, Scott Machado
- 2012 Scott Machado
- 2013 **Lamont Jones (MVP), Tre Bowman, David Laury**
- 2014 Sean Armand, David Laury
- 2015 A.J. English, David Laury, Isaiah Williams
- 2016 **A.J. English (MVP), Jordan Washington, Isaiah Williams**
- 2017 **Jordan Washington (MVP)**
- 2018 **Zach Lewis (MVP), Schadrac Casimir, Roland Griffin**
- 2019 **Rickey McGill (MVP), Tajuan Agee, E.J. Crawford**
- 2021 **Asante Gist (MVP), Berrick JeanLouis, Isaiah Ross**
- 2023 **Daniss Jenkins (MVP), Walter Clayton Jr., Nelly Junior Joseph**

ALL-TIME MAAC STANDINGS

(CURRENT TEAMS BY WIN PCT FROM 2021-PRES.)

School	2021-pres		ALL-TIME		FIRST SEAS
	W-L	PCT	W-L	PCT	
IONA	34-6	.850	437-258	.629	1981
Siena	23-17	.575	342-256	.572	1989
Saint Peter's	21-19	.525	329-375	.467	1981
Rider	21-19	.525	269-213	.558	1998
Niagara	19-21	.475	296-302	.495	1989
Quinnipiac	18-22	.450	89-104	.461	2013
Manhattan	18-22	.450	334-370	.474	1981
Mt. St. Mary's	8-12	.400	8-12	.400	2022
Fairfield	17-23	.425	324-380	.460	1981
Marist	15-25	.375	192-290	.398	1998
Canisius	15-25	.375	261-333	.439	1989



MID-MAJOR TOP-25

(Week 18, 3/14/23 - 2022-23 opponents in **BOLD**)

Rk.	School (FPV)	Pts.	Conf.
1.)	Gonzaga (31)	775	WCC
2.)	Saint Mary's	739	WCC
3.)	Oral Roberts	694	Summit
4.)	Charleston	681	CAA
5.)	Kent State	625	MAC
6.)	Drake	619	MVC
7.)	Louisiana	563	Sun Belt
8.)	Furman	552	SoCon
9.)	Toledo	468	MAC
10.)	IONA	449	MAAC
11.)	UC Santa Barbara	399	Big West
12.)	HOFSTRA	397	CAA
13.)	Kennesaw State	383	ASUN
14.)	Southern Miss	309	Sun Belt
15.)	Bradley	307	MAC
16.)	Liberty	298	ASUN
17.)	Sam Houston	242	WAC
18.)	Colgate	236	MVC
19.)	Utah Valley	215	WAC
20.)	Marshall	163	Sun Belt
21.)	UNC Asheville	152	ASUN
22.)	Montana State	103	ASUN
23.)	PRINCETON	97	IVY
24.)	VERMONT	95	AMERICA EAST
25.)	Grand Canyon	80	WAC

OTHERS RECEIVING VOTES: Santa Clara 65, Texas A&M Corpus Christi 53, Howard 35, Yale 33, Eastern Washington 31, Youngstown State 30, Northern Kentucky 29, UC Irvine 26, Akron 23, Belmont 17, UNCW 15, Towson 14, BYU 12, Merrimack 10, Seattle 10, Loyola Marymount 7, James Madison 6, Southern Utah 6, Southern Illinois 5, Grambling 2, UC Riverside 2, UCGC 2, Alcorn State 1, UMass Lowell 1.

NEW YORK METROPOLITAN STANDINGS

School	2010-pres		1995-pres	
	W-L	PCT	W-L	PCT
IONA	275-146	.653	529-352	.600
Seton Hall	243-176	.580	482-393	.551
Wagner	218-166	.568	421-398	.514
Hofstra	237-181	.567	509-370	.579
St. John's	219-201	.521	460-419	.523
Long Island	206-194	.515	390-441	.469
Saint Peter's	191-218	.467	351-490	.417
N.J.I.T.	179-209	.461	331-455	.421
Rutgers	190-224	.459	395-470	.457
St. Francis (NY)	178-216	.452	377-445	.459
Manhattan	180-220	.450	404-435	.482
Columbia	145-203	.417	303-452	.401
Fordham	147-238	.382	281-530	.346
Fair. Dickinson	139-253	.355	345-488	.414

GAEL TEAMMATES ON FIRST TEAM

- For the 12th time in program history, Iona has two representatives on the All-MAAC First Team.
- Iona captured a regular season and/or tournament championship in 11 of the 12 seasons.

TWO MAAC FIRST TEAMERS (*-Player of the Year)

Year	Teammates	Result
1981-82	Burt/Springer	Tourn.
1982-83	Burt*/Springer	Reg Seas.
1984-85	Grimes/Hargraves	Reg. Seas./Tourn
1996-97	Matthews/Timinskas*	Reg Seas.
1997-98	Hameed*/McDonald	Reg. Seas./Tourn
2010-11	Glover/Machado	
2011-12	Glover/Machado*	Reg. Seas.
2013-14	Armand/English	Reg. Seas.
2014-15	English/Laury*	Reg. Seas.
2018-19	Crawford/McGill	Reg. Seas./Tourn
2021-22	Jolly*/Jr. Joseph	Reg. Seas.
2022-23	Clayton Jr.*/Jr. Joseph	Reg. Seas./?

ALL-MAAC FIRST TEAM SELECTION OVER THE LAST DECADE-PLUS

- For the 12th time in 13 seasons, Iona enters the MAAC Championship at least one All-MAAC First Team selection.
- **Walter Clayton Jr.** is a newcomer to the list and joins **Nelly Junior Joseph** (2022, 2023) and fellow Gael greats **Mike Glover** (2011, 2012), **Scott Machado** (2011, 2012), **Lamont Jones** (2013), **Sean Armand** (2014), **David Laury** (2015), **A.J. English** (2014, 2015, 2016), **Jordan Washington** (2017), **Rickey McGill** (2019), **E.J. Crawford** (2019, 2020), **Isaiah Ross** (2021), and **Tyson Jolly** (2022) as First Team honorees since the 2010-11 campaign.
- In 2017-18, Iona snapped a MAAC record for consecutive seasons with a player on the All-MAAC First Team, spanning seven years.

NELLY TWO-TIMES

- Junior Nelly Junior Joseph became the eighth player in Iona history to be named to the All-MAAC First Team in multiple seasons.

MULTIPLE ALL-MAAC FIRST TEAM SELECTIONS

#	Player	Years
3	A.J. English	2013-16
3	Steve Burt	1981-84
2	NELLY JUNIOR JOSEPH	2021-23
2	E.J. Crawford	2018-20
2	Scott Machado	2010-12
2	Mike Glover	2010-12
2	Tariq Kirksay	1998-00
2	Gary Springer	1981-83

COACH PITINO IN CONFERENCE TOURNAMENTS

- In 34 seasons as a Division I head coach and 29 seasons competing for a conference tournament championship, Rick Pitino holds a 55-16 record tournaments spanning five teams and seven different conferences.
- Coach Pitino has won 14 conference tournament titles.

School	Conf.	Yrs	Rec.	Champs
Boston U.	ECAC	4*	6-3	1
Providence	Big East	2	1-2	
Kentucky	SEC	6*	17-1	5
Louisville	C-USA	4	10-2	2
Louisville	Big East	8	13-5	3
Louisville	American	1	3-0	1
Louisville	ACC	2	0-2	
Iona	MAAC	3	7-1	2

* - BU was independent in 1978-79; UK ineligible for SEC tourney in 1990 & 1991

MAAC WEEKLY HONORS

- An Iona player has been honored **10** times this season with a MAAC weekly award. Junior **Daniss Jenkins** earned his second Player of the Week honor in the final week of the regular season on Mar. 6. Sophomore **Walter Clayton Jr.** earned his second award a week prior. He was the fourth different Gael to earn an honor this season after his first on Feb. 13.
- Junior **Nelly Junior Joseph** won his league-leading fifth Player of the Week honor on Feb. 20.
- Junior Joseph (12/12, 12/19, 12/26, 1/2) and Jenkins (12/5) were named MAAC Player of the Week and freshman **Cruz Davis** (1/9) was Rookie of the Week in six straight weeks.
- Junior Joseph has earned seven career Player of the Week honors, matching **Mike Glover** and **Mindaugus Timinskas** as the most ever at Iona since 1985.
- Junior Joseph (12/12, 2/20) and Clayton Jr. (2/14) were also named MBWA Player of the Week.

2022-23 WEEKLY HONORS

Player	Date	MAAC	MBWA
Daniss Jenkins	12/5	Player	
Nelly Jr. Joseph	12/12	Player	MBWA
Nelly Jr. Joseph	12/19	Player	
Nelly Jr. Joseph	12/26	Player	
Nelly Jr. Joseph	1/2	Player	
Cruz Davis	1/9	Rookie	
Walter Clayton Jr.	2/13	Player	MBWA
Nelly Jr. Joseph	2/20	Player	MBWA
Walter Clayton Jr.	2/27	Player	
Daniss Jenkins	3/6	Player	



PERFECT FEBRUARY

- Iona earned a perfect 8-0 mark in February, its first unbeaten month of more than five games since February 2015 (8-0).
- The Maroon & Gold was one of 11 teams in NCAA Division I to win every February contest and one of six to win eight games.
- It is just the seventh time in history the Gaels have accomplished the feat. Other perfect months include: January 1998 (10-0), January 1996 (8-0), February 1980 (12-0), February 1979 (7-0), December 1949 (7-0).
- Last season the Gaels won all four December contests.

MAAC LEADER BOARD

- **Daniss Jenkins** is the lone MAAC player to appear in the Top 25 of all 11 statistical categories listed on MAACSports.com.
- Jenkins appears on the list for scoring, rebounding, field goal percentage, assists, free throw percentage, steals, 3-point FG percentage, 3-point FG made, blocks, assist/turnover ratio and minutes played.
- **Walter Clayton Jr.** (rebounding) and Rider's Dwight Murray (blocks) appear on 10 of the 11.

HYNES DOMINANCE

- Iona had its 21-game Hynes Center winning streak snapped vs. Rider on Jan. 15. With a 11-1 mark during the 2022-23 campaign, Iona is 24-1 under Rick Pitino while fans have been able to attend.
- It tied the second longest home winning streak in program history, behind 2014-16 (26) and matching 1979-80 and 1951-53.
- The Gaels are 27-3 at home under Coach Pitino and since 2009 are 161-29 (.847).

ROAD SHOW

- All 12 true road games for Iona featured the top three largest crowds of the season for its opponent at Hofstra (3,827), New Mexico (14,534), Marist (1,234), Quinnipiac (1,262), Manhattan (2,345), Siena (7,801), Fairfield (3,605), Canisius (857), Saint Peter's (672), Mount St. Mary's (3,121), and Rider (1,650)
- Seven of the 12 road contests Iona has played have been sell outs.

SLOW AND STEADY

- Iona's games with the fewest possession of the season have come against Saint Peter's with 60 in the Gaels home game and 58 on the road.
- The two games have also been the Gaels most efficient with 1.25 points per possession in the first game and 1.26 in the second.
- The Gaels' games with the highest possessions were vs. Seattle (1.05 PPP) in December and at Manhattan (1.08 PPP) in overtime in January.
- Iona ranks 79 in the nation and first in the MAAC in adjusted offensive efficiency (1.10 PPP) per KenPom.com.
- It is 101st in the NCAA and second in the MAAC in tempo at 68.9 possessions per game.

THE ELUSIVE BUFFALO SWEEP

- In 32 seasons of Iona's MAAC Western New York trip to face Canisius and

TALE OF THE TAPE

NCAA Rnk	Iona	Record / Conf.	UConn	NCAA Rnk
13th	27-7 / 17-3	Record / Conf.	25-8 / 13-7	36th
	10-0 (W14)	Last 10 Games (Streak)	4-1 (L1)	
	47/58/76	RPI*/NET*/KenPom	26/8/4	
67th	76.3	Scoring Offense	78.5	33rd
41st	65.0	Scoring Defense	65.0	42nd
16th	+11.3	Scoring Margin	+13.4	11th
86th	.461	FG%	.460	89th
84th	.360	3-pt FG%	.357	94th
119th	.731	FT%	.754	42nd
37th	.409	Opponent FG%	.410	40th
7th	.292	Opponent 3-pt FG%	.300	15th
116th	35.8	Rebounding	39.0	15th
167th	+1.1	Rebound Margin	+9.1	2nd
50th	15.0	Assists/game	17.3	7th
29th	10.6	Turnovers/game	12.9	230th
71st	7.5	Steals/game	6.5	161st
4th	5.6	Blocks/game	4.9	17th
21st	1.42	Assist/Turnover Ratio	1.33	40th
14th	3.9	Turnover Margin	0.3	162nd
213rd	7.1	3FG Made	9.0	32nd
79th	110.9	Adj. Off. Efficiency^	119.4	6th
67th	99.1	Adj. Def. Efficiency^	94.1	18th
102nd	68.9	Tempo^	66.7	210th

^-from KenPom.com (rank in nation)
*-from WarrenNolan.com (as of 3/14/23)

Niagara, **Iona won both games eight times, split 18 times and lost both six times.**

- Prior to this season, Iona's 2-0 performances have come in 2015-16, 2013-14, 2011-12, 2008-09, 2005-06, 1997-98 and 1990-91. During the 2005-06 campaign the Gaels made two separate trips to take on Niagara and Canisius.

FOUL PLAY

- In its win over Seattle, Iona committed 31 fouls and allowed 45 free throw attempts. Seattle had 20 fouls of their own and allowed 27 freebies.
- It was just the fifth time in the last 13 seasons Iona experienced a combined 70+ combined free throws and first since last January at home vs. Manhattan.
- The 45 free throw attempts by an opponent were the most in the **Rick Pitino**-era at Iona and the most since No. 1 North Carolina attempted 46 on Nov. 18, 2007.
- Among the six times since 2001 an opponent shot 44 or more free throws in a contest; it was Iona's first victory.
- Winning a game under that scenario is rare with NCAA D-I teams posting a 7-39 record when committing 30+ fouls and 5-61 when allowing 40+ free throws.

MAAC CHAMPIONSHIP SEEDS			POSTSEASON ALL-MAAC TEAMS		POSTSEASON ALL-MAAC TEAMS	
No.	Team	Record	First Team (*-unanimous)		Third Team	
1.	IONA	17-3	WALTER CLAYTON JR.*	IONA	Jordan Henderson	Canisius
2.	Rider	13-7	NELLY JR JOSEPH	IONA	Supreme Cook	Fairfield
3.	Quinnipiac	11-9	Ant Nelson	Manhattan	Josh Roberts	Manhattan
4.	Siena	11-9	Noah Thomasson*	Niagara	Jalen Benjamin	Mount St. Mary's
5.	Niagara	10-10	Dwight Murray Jr.*	Rider	Javian McCollum	Siena
6.	Manhattan	10-10	Second Team		All-Rookie Team (*-unanimous)	
7.	Fairfield	9-11	DANISS JENKINS	IONA	Tahj Staveskie*	Canisius
8.	Mount St. Mary's	8-12	Patrick Gardner	Marist	CRUZ DAVIS*	IONA
9.	Canisius	8-12	Dezi Jones	Quinnipiac	Isaiah Brickner*	Marist
10.	Saint Peter's	7-13	Mervin James	Rider	Corey Washington	Saint Peter's
11.	Marist	6-14	Jackson Stormo	Siena	Michael Eley*	Siena

PITINO TREE

Iona played three non-conference opponents whose head coach played for or coached with **Rick Pitino**.

- Santa Clara's **Herb Sendek** served as a graduate assistant for Coach Pitino at Providence from 1985-87 and assistant at Kentucky from 1989-93. He went on to be the head coach at Miami (OH), North Carolina State and Arizona State before his current position at Santa Clara.
- Saint Louis' **Travis Ford** was a three-year point guard for Coach Pitino at Kentucky from 1991-94. He is in his 23rd season as a Division I head coach having led Eastern Kentucky, UMass, and Oklahoma State prior to SLU.
- New Mexico's **Richard Pitino** was on his father's coaching staff at Louisville from 2007-09 and 2011-12. He has been a Division I head coach since 2012 at Florida International and Minnesota before his current gig.

LARGE MARGIN MAAC WINS

- Iona's 30-point wins over Canisius and Mount St. Mary's was its largest margins of victory in a MAAC regular season contest since a 98-64 win at Marist on Feb. 4, 2018.
- It was the largest at the Hynes Center since defeating Saint Peter's 98-61 on Feb. 26, 2012.
- Iona has 19 MAAC wins of 30+ points in its history.
- The wins are also the largest margin of victory by the Gaels under coach Pitino, surpassing 28-point wins over Penn to open this season and Fairfield to open MAAC play in 2020.
- The Maroon & Gold improved to 11-1 in 30+ point games over the last 13 seasons.

CLASS OF 2022 PROS

- Three of Iona's departing 2021-22 seniors look to continue their basketball careers at the professional level this upcoming season.
- **Tyson Jolly** was the 32nd overall pick by the Greensboro Swarm, the G-League affiliate of the Charlotte Hornets. He is the third Gael in two seasons to be selected in the draft.
- **Dylan van Eyck** signed with Chiusi in the Italian Serie A2 and **Elijah Joiner** with E.N. Paralimni in the Cypriot OPAP Basket League.

EARLY SIGNEE

- **Izaiah Pasha** signed an NLI to play for the Gaels next fall and is the first recruit for the Maroon & Gold for the 2023-24 season.
- Pasha hails from Harrisburg, PA and attends Cardinal O'Hara High School in the suburbs of Philadelphia.
- A 6-5 scoring wing, he thrived at both guard spots as a junior after playing at the wing position in his first two scholastic seasons.
- He chose Iona over offers from Delaware, Xavier, VCU, George Washington, Towson, St. Joseph's and La Salle, among others.

RICK PITINO ERA YEAR THREE

- Iona College is in its third season under Hall of Fame head coach **Rick Pitino** in 2022-23.
- Coach Pitino was tabbed to lead the program on March 14, 2020 after **Tim Cluess** stepped down for health reasons following the most successful decade in Iona basketball history.
- Coach Pitino spent the prior two seasons Panathinaikos B.C. (PAN-ah-tin-IKE-ohs) in the EuroLeague in Greece.
- The Naismith Hall of Famer begins his 35th year as a head coach of an NCAA Division I program.
- Coach Pitino has led Hawaii, Boston University, Providence, Kentucky, Louisville and Iona to **834** career wins, seven final fours, and two national titles among his numerous career accomplishments.
- The New York native returned home to the Metropolitan area where it all started. Growing up in Manhattan, Pitino starred for the CHSAA's St. Dominic High School on Long Island before his collegiate playing days at UMass and long coaching career.
- He also coached several years with the New York Knicks and Boston Celtics in the NBA.

LET IT RAIN

- After **34 games**, Iona has made a three-pointer in **477** straight and **924** out of its last **926** games.
- In 2019-20, the Gaels eclipsed their previous program record of 385 straight from Jan. 5, 1994 - Dec. 16, 2006.
- The Gaels have failed to hit a three-pointer in just 18 of their **1,151** games played since the line was adopted for the 1986-87 season.

LUCKY 13, SIX CONFERENCES, FIVE TEAMS

- Iona won its league record 14th MAAC Tournament Championship in 2022-23. The next highest total is five, shared by Siena and Manhattan.
- **Rick Pitino** has earned 14 conference tournament championships in 35 seasons as a Division I head coach.
- Coach Pitino has won championships with Boston University (1983), Kentucky (1992-95, 1996), Louisville (2003, 2005, 2009, 2012-14) and Iona (2021, 2023).
- Rick Pitino is the only coach in NCAA Div. I history to win tournaments in six difference conferences (ECAC North, SEC, Conference USA, Big East, American and MAAC).
- Coach Pitino is also just the third head coach in D-I history to take five different schools to the NCAA tournament, joining Tubby Smith and Lon Kruger.

SIX DECADE CLUB

- With Iona's win at Hofstra in 2020-21, Naismith Hall of Fame head coach **Rick Pitino** joined an exclusive club, becoming the sixth head coach to win a Division I college basketball game in six different decades.
- Coach Pitino won his first game in the 1970s with the University of Hawaii in 1976. His stint at Boston University wrapped around the turn of the 1980s decade, where he also won games with Providence and Kentucky. He spent eight seasons with the Wildcats, all in the 1990s. His 2000s and 2010s victories all came while at the Louisville. His first win at Iona on Dec. 5, 2020, also his first this decade.
- Coach Pitino joined contemporaries **Cliff Ellis**, **Jim Boeheim** and **Mike Krzyzewski** who joined the list last season.
- **Bill Reinhart** (1910s-1960s, Oregon, George Washington) and **Tony Hinkle** (1920s-1970s, Butler) were the lone members prior to the turn of the calendar in January.
- **Phog Allen** of Kansas lore, came very close—he coached from the 1900s to the 1950s but in the 1910s, his only year at a Div. I school was at Kansas in 1919-20. The Jayhawks won their first four games that season, but the season opener took place on January 6, 1920. Allen remains one of many "five-decadars".
- *Special thanks to research assistance from STATS, Inc.*

MAAC DOMINANCE

- Iona University is one of 15 schools in NCAA Division I to have an all-time winning record against every opponent in its league.
- One team in just under half of the 32 conferences holds stake to the claim:

Amer. East - Vermont	American - Cincinnati
ACC - UNC	A-Sun - Liberty
Big 12 - Kansas	Big Sky - Weber St.
Big West - LBSU	C-USA - UAB
Ivy - Penn	MAAC - Iona
MEAC - Norfolk St.	Pac-12 - UCLA
SEC - Kentucky	WCC - Gonzaga
WAC - N. Mexico St.	

TIME OUT FOR BLACK LIVES / MAAC UNITED FOR JUSTICE

- Time Out for Black Lives is an interactive website where coaches and student-athletes from MAAC basketball programs contribute their time and resources to read children's books in entertaining videos, all focusing on Black culture, history, music and myths.
- The program is a part of the MAAC's United for Justice campaign.
- Iona head coach **Rick Pitino** participated in the effort, reading "A Nation's Hope: The Story of Boxing Legend Joe Louis," a story written by Matt De La Pena and illustrated by Kadir Nelson.
- Junior Nelly Junior Joseph read "Why Hippos Live In Water," a Nigerian myth recounted by Elphinstone Dayrell.
- Log on to www.timeoutforblacklives.com for the initiative's content.
- The initiative was brought to the MAAC by Coach Pitino following his experience in Greece where a similar reading program sought to teach English to Greek children (Time Out for English).

RICHIE GUERIN'S #14 HANGS IN THE RAFTERS

- Iona honored the legacy of **Richie Guerin '54** by retiring his number 14 on Jan. 31, 2014 the first ever in school history.
- Guerin is an Iona College Goal Club (1983), Marine Corps Sports (2004), and Naismith Memorial Basketball Hall of Fame (2013) inductee who starred for the Maroon & Gold from 1951-1954.
- He rewrote the basketball record books at Iona, scoring 1,375 points and graduated as the leading scorer in school history.
- A two-time All-Metropolitan selection with the Gaels, he scored a then school-record 40 points against John Carroll in 1954 and was the first Gael to score 40 or more points in a game.
- Following his playing days at Iona, Guerin played with the National Basketball Association's New York Knicks from 1956-1963 and was a player-coach of the St. Louis/Atlanta Hawks franchise for nine years.
- In 13 years as a professional player, Guerin accumulated 14,676 points (17.3 per game), 4,278 rebounds (5.1 per game), and 4,211 assists (5.0 per game) over 848 games.

GAEL GREATS

In addition to Naismith Hall of Famer **Richie Guerin '54**, here are additional significant names in Iona basketball history:

- **Jim Valvano** - legendary head coach at Iona from 1975-80 who "Dared To Dream" to win a national championship with the Gaels and finally did in 1983, albeit with North Carolina State. Succumbed to cancer in 1993 eight weeks after an impassioned speech at the ESPY Awards that year which in which he announced creation of The V Foundation for Cancer Research and its motto, "Don't Give Up... Don't Ever Give Up."

- **Jeff Ruland '91** - All-American during his time at Iona and, two-time NBA All-Star with the Washington Bullets, Philadelphia 76ers and Detroit Pistons. Following his career, returned to Iona and served as head coach from 1998-2007 where he won three MAAC Championships.
- **Tim Cluess** - head coach from 2010-2020. At the helm during one the Gaels' most successful decades in program history. Cluess won 199 games in nine seasons on the sideline including six NCAA appearances, five MAAC tournament championships, and four MAAC regular season titles. He is the all-time MAAC leader in MAAC tournament victories.
- **Pat Kennedy** - head coach from 1980-86. Went on to coach at Florida State, DePaul, Montana, and Towson following a highly successful tenure in New Rochelle.
- **Warren Isaac '65** - Iona's only 50-point scorer, Isaac played six seasons in Europe following his tenure at Iona. A New York City school legend, Isaac started for Power Memorial paving the way for NBA Hall of Famer Kareem Abdul-Jabbar a 1965 graduate of the high school.
- **Tim Welsh** - head coach from 1995-98 who went on to coach in the Big East with Providence for 10 seasons. Currently an ESPN college basketball analyst. Holds the highest career winning percentage ever at Iona.
- **Kevin Willard** - Iona coach from 2007-10, now head coach at Big 10's Maryland. Helped turn around a program which won two games in the season prior to his arrival to 20 wins in his final season in Maroon & Gold.
- **Steve Burt '84 & Steve Burt '06** - All-time NCAA father/son scoring leaders, both netting over 2,000 career points. Burt, the father, had a four-season NBA career and most notably appeared off the bench for the Phoenix Suns in the 1992 NBA Playoffs. He was inducted into the prestigious NYC Basketball Hall of Fame this past fall. Burt, the son, continues to play professionally in Europe.
- **Sean Green '91** - Played 84 NBA games over three seasons for the Indiana Pacers, Philadelphia 76ers and Utah Jazz from 1991-94. Currently a high school basketball coach in Southern California.
- **Scott Machado '12** - The last Gael to appear in an NBA game. Machado played in regular season NBA contests in 2012-13 with the Houston Rockets and postseason with the Golden State Warriors. Played the majority 2018-19 season in the NBA G-League for the South Bay Lakers and played four games with the Los Angeles Lakers. The MAAC & Iona's all-time assist leader. He currently plays professionally in Australia.
- **Bob Santini '53** - Iona's first NBA player, appeared in four games with the New York Knicks in 1955-56.

NOTABLE ALUMNI (ATHLETICS/POP CULTURE)

- **Brendan Malone '62** - longtime NBA assistant coach, last with the Detroit Pistons from 2014-16.
- **Don McLean** - Singer-songwriter noted most famous for his 1971 single "American Pie".
- **Dennis Leonard** - Kansas City Royals Hall of Famer and 12-year MLB veteran who won 20 games on three occasions from 1977-80. He was inducted in May 2015 into the New York Baseball Hall of Fame.
- **Kyle Flood '93** - Former head football coach at Rutgers, current offensive coordinator and offensive line coach at Texas.
- **Maggie Timoney '89** - The Iona women's basketball Hall of Famer recently became the first female CEO of Heineken USA.
- **Jason Motte** - Major League Baseball relief pitcher recorded the final out of the 2011 World Series with the world champion St. Louis Cardinals. Has also appeared in Major League games with the Chicago Cubs, Colorado Rockies and Atlanta Braves.
- **Leonard Korir '12** - a two time NCAA track and field champion while at Iona, Korir represented Team USA in the 2016 Rio Olympic Games in the 10,000-meter event. He is currently ranked as the top American marathon runner on WorldAthletics.org.
- **Ignacio Maganto** - was selected by the LA Galaxy with the 21st pick in the first round of the 2015 MLS SuperDraft, the first Major League Soccer draft pick in Iona history. Maganto scored his first MLS goal with the Galaxy in the spring of 2015.
- **Mariano Rivera III '15** - Earned his degree in May 2015 and was selected in the fourth round by the Washington Nationals.

MAROON & GOLD ON SOCIAL MEDIA

Follow Iona Athletics on your favorite social media sites at [@IonaGaels](https://twitter.com/IonaGaels) and receive immediate updates on the Gaels. The men's basketball program can be found at [@IonaGaelsMBB](https://twitter.com/IonaGaelsMBB). A list of student-athletes and coaches on social media can be found on the roster page in the game notes package.

IONA UNIVERSITY NOTES OF INTEREST

- Founded in 1940, Iona is inspired by the legacy of Blessed Edmund Rice and the Christian Brothers, embodying opportunity, justice and the liberating power of education.
- Building on its proud legacy, Iona officially became a University on July 1, 2022, turning the page to the next chapter ahead.
- With a total enrollment of nearly 4,000 students and an alumni base of over 50,000 around the world, Iona is a diverse community of learners and scholars.
- Iona University is a small Catholic liberal arts school that has emerged as an anomaly in higher education, with new-student enrollment spiking over 30 percent in three years.
- Iona students can expect small class sizes, engaged professors and a wide range of undergraduate and graduate programs within the School of Arts & Science, LaPenta School of Business NewYork-Presbyterian Iona School of Health Sciences and Hynes Institute for Entrepreneurship & Innovation.
- Iona now has two campuses in Westchester County, N.Y., just north of New York City. Iona's beautiful 45-acre campus in New Rochelle, N.Y., and new 28-acre campus in Bronxville, N.Y., are both just 30 minutes via Metro-North train to Midtown Manhattan.
- With the support of a \$20 million gift from NewYork-Presbyterian, Iona has established the NewYork-Presbyterian Iona School of Health Sciences on its new Bronxville campus, developing a premier new school in collaboration with one of the nation's top hospitals.
- Iona opened the Kelly Center for Health Sciences in January 2023 on its new campus in Bronxville. The flagship building is named in honor of benefactors Al and Peggy Kelly. Both are double alumni and longtime Iona basketball fans. Al Kelly is Executive Chairman and former CEO of Visa.

- Iona also continues to beautify its New Rochelle campus, where it opened a vibrant new green space called the "Murphy Green" in the heart of campus.
- It pays to go to Iona: 92 percent of Iona graduates are employed full-time or enrolled in graduate school within six months of graduation. Iona is also in the top 4 percent nationwide for its long-term return on investment, according to Georgetown University's Center on Education and the Workforce.
- Iona is adding two new Division I Varsity programs next year – men's lacrosse and women's acrobatics & tumbling.
- Iona also continues to expand its Club Sports program, which is geared toward those with an interest in organized sports outside of Iona's rigorous Division I Athletics program.
- Iona's esports club won the Metro Atlantic Athletic Conference in Rocket League last year.
- Tradition: Iona's world renowned Pipe Band performs at major campus events, and even leads the University's march up Fifth Avenue in the New York City St. Patrick's Day parade.
- Iona hired Hall of Fame men's basketball coach Rick Pitino in March 2020; he is eager to claim the team's 14th MAAC Championship and go further in the NCAA Tournament than ever before!
- Members of the Iona community are known as Gaels, who are people with Irish-Gaelic ancestry.
- Notable Iona alumni include Alfred F. Kelly Jr., CEO of Visa Inc.; Margaret C. Timoney, CEO of HEINEKEN USA; and musician Don McLean, most famous for his song "American Pie."
- This year, Iona celebrated 50 years of women's basketball.
- Heineken USA CEO and Iona Women's Basketball Hall of Famer Maggie Timoney will be this year's Commencement speaker.
- Iona played in front of sold-out crowds at the Hynes Athletics Center all season long with the campaign, "Pack the HAC!"



PRESIDENT SEAMUS CAREY, PH.D.

- Seamus Carey, Ph.D., serves as the ninth president of Iona University.
- A Bronx native and first-generation college student, Carey began his Iona presidency in July 2019.
- Just a few months into his leadership, President Carey was among the first to contend with the COVID-19 pandemic. He swiftly closed campus in March due to Iona's proximity to the New Rochelle outbreak, shifting all learning to online platforms.
- Pushing to innovate and lead through the pandemic, Iona was also one of the first in the nation to resume in-person classes in August 2020.

- Propelling the University on a path of innovation, President Carey has since overseen the school's growth and expansion to include the acquisition of a new second campus in Bronxville, the launch of the NewYork-Presbyterian Iona School of Health Sciences and new programs inside and outside the classroom.
- President Carey also successfully led the transition to become Iona University, reflecting both the strength and diversity of its academic programs.
- New student enrollment is up over 30% under President Carey's leadership.



WHAT IS A GAEL?

- The symbol of Iona University's athletic teams is the popular Gael. A Gael is anyone of Irish-Gaelic ancestry, consistent with the Irish tradition of Iona.
- The University was founded in 1940 by the Congregation of Christian Brothers, commonly known as the Irish Christian Brothers.
- The Gael, which is depicted as a spunky character, provides Iona with a nickname consistent with the school motto, certa bonum certamen ("fight the good fight") and personifies strength.
- Follow our mascot Killian on TikTok at @killianthegael



IONA
UNIVERSITY

Rick PITINO

Head Coach

Massachusetts '74 - Third Season



Naismith Hall of Famer Rick Pitino was named head basketball coach of Iona College on March 14, 2020. Coach Pitino has taken five different programs to the NCAA tournament and coached two national championship teams. During his 35 previous seasons as a collegiate head coach, Rick Pitino held a **834-292** overall record and a 54-20 record in the NCAA Tournament. He became the first coach to take three different schools to the NCAA Final Four and first coach to win an NCAA Championship at two different schools. Pitino holds the third highest winning percentage in NCAA Tournament games (.740) among all active coaches.

Pitino, who has a stellar reputation for success on the court and a dedication to student-athlete academic success, has served as head coach of the University of Louisville (2001-2017, winning the 2013 NCAA Championship), University of Kentucky (1989-1997, winning the 1996 NCAA Championship), Providence College (1985-1987), Boston University (1978-1983) and Hawaii (last six games 1975-1976). And, while often choosing to do so anonymously, Rick has served as a charitable benefactor for a broad spectrum of worthy causes.

THE PITINO FILE

Year at Iona:	Third Season
Birth Date:	September 18, 1952
Age:	70
Hometown:	New York, N.Y.
Wife:	Joanne
Children:	Michael, Christopher, Richard, Ryan and Jacqueline
High School:	St. Dominic HS Oyster Bay, N.Y.
College:	BA, Univ. of Massachusetts, 1974

BASKETBALL COACHING EXPERIENCE

1974-75	Grad. Asst. Coach	Hawai'i
1975-76	Assistant Coach	Hawai'i
1976	Interim Head Coach	Hawai'i
1976-78	Assistant Coach	Syracuse
1978-83	Head Coach	Boston U.
1983-85	Assistant Coach	NY Knicks (NBA)
1985-87	Head Coach	Providence
1987-89	Head Coach	New York Knicks
1989-97	Head Coach	Kentucky
1997-2001	President/Head Coach	BOS Celtics (NBA)
2001-16	Head Coach	Louisville
2018-20	Head Coach	Panathinaikos B.C. (EuroLeague)
2020-Pres.	Head Coach	Iona

AWARDS/ACCOLADES

1979	New England Coach of the Year
1983	New England Coach of the Year
1987	John Wooden Coach of the Year
1987	NABC Coach of the Year
1987	The Sporting News Coach of the Year
1990	Basketball Times Coach of the Year
1991	The Sporting News Coach of the Year
1991	SEC Coach of the Year
1996	SEC Coach of the Year
2005	C-USA Coach of the Year
2013	ESPY for Best Coach/Manager
2013	Naismith Memorial Basketball Hall of Fame
2022	MAAC Coach of the Year
2023	MAAC Coach of the Year

RICK PITINO HEAD COACHING RECORD

Year	School	Conference	Overall	Home	Conf. (Pl.)	Postseason
1975-76	Hawaii	Indep.	2-4	2-2		
1978-79	Boston Univ.	Indep.	17-9	12-4		
1979-80	Boston Univ. [!]	ECAC-N	21-9	15-1	19-7 (T-1st)	NIT Second Round
1980-81	Boston Univ.	ECAC-N	13-14	9-5	13-13 (T-4th)	
1981-82	Boston Univ.	ECAC-N	19-9	14-4	6-2 (4th)	
1982-83	Boston Univ. [®]	ECAC-N	21-10	13-3	8-2 (T-1st)	NCAA Preliminary Round
1985-86	Providence	Big East	17-14	14-7	7-9 (5th)	NIT Semifinal
1986-87	Providence	Big East	25-9	13-3	10-6 (4th)	NCAA Final Four
1989-90	Kentucky	SEC	14-14	13-2	10-8 (T-4th)	
1990-91	Kentucky	SEC	22-6	13-0	14-4 (1st)	
1991-92	Kentucky [®]	SEC	29-7	15-2	12-4 (1st-E)	NCAA Elite Eight
1992-93	Kentucky [®]	SEC	30-4	16-0	13-3 (2nd-E)	NCAA Final Four
1993-94	Kentucky [®]	SEC	27-7	13-1	12-4 (2nd-E)	NCAA Second Round
1994-95	Kentucky [®]	SEC	28-5	12-1	14-2 (1st-E)	NCAA Elite Eight
1995-96	Kentucky [!]	SEC	34-2	13-0	16-0 (1st-E)	NATIONAL CHAMPION
1996-97	Kentucky [®]	SEC	35-5	12-1	13-3 (2nd-E)	NCAA Finalist
2001-02	Louisville	C-USA	19-13	16-3	8-8 (T-8th)	NIT Second Round
2002-03	Louisville [®]	C-USA	25-7	16-2	11-5 (3rd)	NCAA Second Round
2003-04	Louisville	C-USA	20-10	13-2	9-7 (T-6th)	NCAA First Round
2004-05	Louisville [®]	C-USA	33-5	15-2	14-2 (1st)	NCAA Final Four
2005-06	Louisville	Big East	21-13	19-3	6-10 (T-11th)	NIT Semifinal
2006-07	Louisville	Big East	24-10	16-4	12-4 (T-2nd)	NCAA Second Round
2007-08	Louisville	Big East	27-9	15-2	14-4 (T-2nd)	NCAA Elite Eight
2008-09	Louisville [®]	Big East	31-6	16-2	16-2 (1st)	NCAA Elite Eight
2009-10	Louisville	Big East	20-13	15-4	11-7 (T-5th)	NCAA First Round
2010-11	Louisville	Big East	25-10	19-2	12-6 (T-3rd)	NCAA First Round
2011-12	Louisville [®]	Big East	30-10	16-4	10-8 (7th)	NCAA Final Four
2012-13	Louisville [®]	Big East	35-5	15-1	14-4 (T-1st)	NATIONAL CHAMPION
2013-14	Louisville [®]	American	31-6	16-2	15-3 (T-1st)	NCAA Sweet 16
2014-15	Louisville	ACC	27-9	15-4	12-6 (4th)	NCAA Elite Eight
2015-16	Louisville	ACC	23-8	18-1	12-6 (4th)	
2016-17	Louisville	ACC	25-9	16-1	12-6 (T-2nd)	NCAA Second Round
2020-21	Iona [®]	MAAC	12-6	4-2	6-3 (T-2nd)	NCAA First Round
2021-22	Iona [!]	MAAC	25-8	13-0	17-3 (1st)	NIT First Round
2022-23	Iona [®]	MAAC	27-7	11-1	17-3 (1st)	NCAA Tournament
Hawaii (1 seas.)			2-4 (.333)		0-0 (.000)	
Boston Univ. (5 seas.)			91-51 (.641)		46-24 (.657)	
Providence (2 seas.)			42-23 (.646)		17-15 (.531)	
Kentucky (8 seas.)			219-50 (.814)		104-28 (.788)	
Louisville (16 seas.)			416-143 (.744)		188-88 (.681)	
Iona (3 seas.)			64-21 (.753)		40-9 (.816)	
NCAA (35 seas.)			834-292 (.741)		395-164 (.707)	

12 Regular Season Conference Championships (!) | 14 Conference Tournament Championships (®)
 23 NCAA Tournament Appearances (Five Schools) | 7 Final Four Appearances (Three Schools)
 2 National Championships (Two Schools)

CAREER STATISTICS FOR CURRENT PLAYERS

BROOKSHIRE, Anton

				Field Goals		3-Point		F-Throws		Rebounds									Scoring	
SEASON	TEAM	GP-GS	MIN/AVG	FG-FGA	FG%	3FG-3FGA	3FG%	FT-FTA	FT%	OFF	DEF	TOT	AVG	PF-FO	A	TO	BLK	STL	PTS	AVG
2021-22	MIZ	18-3	160/8.9	9-34	.265	4-26	.154	5-6	.833	1	13	14	0.8	14-0	14	16	0	6	27	1.5
2022-23	Iona	31-0	298/9.6	46-107	.430	30-78	.385	8-9	.889	6	27	33	1.1	19-0	13	9	2	6	130	4.2
TOTAL FOR Iona		31-0	298/9.6	46-107	.430	30-78	.385	8-9	.889	6	27	33	1.1	19-0	13	9	2	6	130	4.2
TOTAL		49-3	458/9.3	55-141	.390	34-104	.327	13-15	.867	7	40	47	1.0	33-0	27	25	2	12	157	3.2

CAREY, James

				Field Goals		3-Point		F-Throws		Rebounds									Scoring	
SEASON	TEAM	GP-GS	MIN/AVG	FG-FGA	FG%	3FG-3FGA	3FG%	FT-FTA	FT%	OFF	DEF	TOT	AVG	PF-FO	A	TO	BLK	STL	PTS	AVG
2020-21	Iona	4-0	5/1.2	1-2	.500	0-1	.000	0-0	.000	0	0	0	0.0	1-0	0	0	0	0	2	0.5
2021-22	Iona	4-0	9/2.3	0-4	.000	0-2	.000	0-0	.000	0	2	2	0.5	1-0	1	2	0	0	0	0.0
2022-23	Iona	10-0	19/1.9	1-4	.250	1-2	.500	4-4	1.000	0	4	4	0.4	1-0	2	4	0	0	7	0.7
TOTAL		18-0	33/1.8	2-10	.200	1-5	.200	4-4	1.000	0	6	6	0.3	3-0	3	6	0	0	9	0.5

CLAYTON JR., Walter

				Field Goals		3-Point		F-Throws		Rebounds									Scoring	
SEASON	TEAM	GP-GS	MIN/AVG	FG-FGA	FG%	3FG-3FGA	3FG%	FT-FTA	FT%	OFF	DEF	TOT	AVG	PF-FO	A	TO	BLK	STL	PTS	AVG
2021-22	Iona	32-4	514/16.1	72-166	.434	30-84	.357	59-75	.787	15	56	71	2.2	65-1	51	34	11	24	233	7.3
2022-23	Iona	31-30	938/30.2	178-390	.456	69-161	.429	98-103	.951	16	116	132	4.3	74-1	99	55	18	59	523	16.9
TOTAL		63-34	1451/23.0	250-556	.450	99-245	.404	157-178	.882	31	172	203	3.2	139-2	150	89	29	83	756	12.0

DAVIS, Cruz

				Field Goals		3-Point		F-Throws		Rebounds									Scoring	
SEASON	TEAM	GP-GS	MIN/AVG	FG-FGA	FG%	3FG-3FGA	3FG%	FT-FTA	FT%	OFF	DEF	TOT	AVG	PF-FO	A	TO	BLK	STL	PTS	AVG
2022-23	Iona	23-7	445/19.3	57-136	.419	13-41	.317	28-36	.778	8	24	32	1.4	33-0	23	25	8	16	155	6.7
TOTAL		23-7	445/19.3	57-136	.419	13-41	.317	28-36	.778	8	24	32	1.4	33-0	23	25	8	16	155	6.7

FLORENCE, Keither

				Field Goals		3-Point		F-Throws		Rebounds									Scoring	
SEASON	TEAM	GP-GS	MIN/AVG	FG-FGA	FG%	3FG-3FGA	3FG%	FT-FTA	FT%	OFF	DEF	TOT	AVG	PF-FO	A	TO	BLK	STL	PTS	AVG
2022-23	Iona	11-0	45/4.1	3-6	.500	1-2	.500	0-3	.000	3	5	8	0.7	12-0	4	4	1	1	7	0.6
TOTAL		11-0	45/4.1	3-6	.500	1-2	.500	0-3	.000	3	5	8	0.7	12-0	4	4	1	1	7	0.6

IBINE AYO, Sadiku

				Field Goals		3-Point		F-Throws		Rebounds									Scoring	
SEASON	TEAM	GP-GS	MIN/AVG	FG-FGA	FG%	3FG-3FGA	3FG%	FT-FTA	FT%	OFF	DEF	TOT	AVG	PF-FO	A	TO	BLK	STL	PTS	AVG
2022-23	Iona	24-4	251/10.5	24-61	.393	7-20	.350	7-10	.700	12	24	36	1.5	18-1	5	10	6	9	62	2.6
TOTAL		24-4	251/10.5	24-61	.393	7-20	.350	7-10	.700	12	24	36	1.5	18-1	5	10	6	9	62	2.6

JEANLOUIS, Berrick

				Field Goals		3-Point		F-Throws		Rebounds									Scoring	
SEASON	TEAM	GP-GS	MIN/AVG	FG-FGA	FG%	3FG-3FGA	3FG%	FT-FTA	FT%	OFF	DEF	TOT	AVG	PF-FO	A	TO	BLK	STL	PTS	AVG
2018-19	NMSU	15-0	93/6.2	14-34	.412	3-19	.158	4-8	.500	5	8	13	0.9	8-0	5	6	1	1	35	2.3
2020-21	Iona	18-18	561/31.2	56-117	.479	17-46	.370	17-30	.567	26	72	98	5.4	62-6	31	33	22	40	146	8.1
2021-22	Iona	32-29	708/22.1	62-133	.466	12-49	.245	8-16	.500	31	90	121	3.8	79-2	56	32	25	28	144	4.5
2022-23	Iona	31-29	882/28.4	101-210	.481	15-62	.242	24-35	.686	39	92	131	4.2	77-1	62	29	33	31	241	7.8
TOTAL FOR Iona		81-76	2151/26.6	219-460	.476	44-157	.280	49-81	.605	96	254	350	4.3	218-9	149	94	80	99	531	6.6
TOTAL		96-76	2244/23.4	233-494	.472	47-176	.267	53-89	.596	101	262	363	3.8	226-9	154	100	81	100	566	5.9

CAREER STATISTICS FOR CURRENT PLAYERS

JEFFERSON, Michael

				Field Goals		3-Point		F-Throws		Rebounds									Scoring	
SEASON	TEAM	GP-GS	MIN/AVG	FG-FGA	FG%	3FG-3FGA	3FG%	FT-FTA	FT%	OFF	DEF	TOT	AVG	PF-FO	A	TO	BLK	STL	PTS	AVG
2022-23	Iona	20-0	265/13.3	14-45	.311	7-24	.292	4-6	.667	13	22	35	1.8	36-0	20	14	1	9	39	2.0
TOTAL		20-0	265/13.3	14-45	.311	7-24	.292	4-6	.667	13	22	35	1.8	36-0	20	14	1	9	39	2.0

JENKINS, Daniss

				Field Goals		3-Point		F-Throws		Rebounds									Scoring	
SEASON	TEAM	GP-GS	MIN/AVG	FG-FGA	FG%	3FG-3FGA	3FG%	FT-FTA	FT%	OFF	DEF	TOT	AVG	PF-FO	A	TO	BLK	STL	PTS	AVG
2019-20	UOP	32-23	704/22.0	69-204	.338	15-61	.246	46-56	.821	4	33	37	1.2	49-1	39	35	13	17	199	6.2
2020-21	UOP	18-18	564/31.3	89-214	.416	10-43	.233	31-43	.721	21	37	58	3.2	25-0	37	27	12	22	219	12.2
2022-23	Iona	34-34	1143/33.6	195-463	.421	56-154	.364	86-110	.782	40	111	151	4.4	72-1	168	78	19	44	532	15.6
TOTAL FOR Iona		34-34	1143/33.6	195-463	.421	56-154	.364	86-110	.782	40	111	151	4.4	72-1	168	78	19	44	532	15.6
TOTAL		84-75	2410/28.7	353-881	.401	81-258	.314	163-209	.780	65	181	246	2.9	146-2	244	140	44	83	950	11.3

JOSEPH, Nelly

				Field Goals		3-Point		F-Throws		Rebounds									Scoring	
SEASON	TEAM	GP-GS	MIN/AVG	FG-FGA	FG%	3FG-3FGA	3FG%	FT-FTA	FT%	OFF	DEF	TOT	AVG	PF-FO	A	TO	BLK	STL	PTS	AVG
2020-21	Iona	18-16	499/27.7	81-136	.596	0-1	.000	37-58	.638	51	84	135	7.5	60-4	24	41	29	11	199	11.1
2021-22	Iona	33-32	939/28.5	160-292	.548	1-3	.333	109-166	.657	108	164	272	8.2	76-0	49	69	62	36	430	13.0
2022-23	Iona	34-33	1079/31.7	188-341	.551	0-5	.000	136-218	.624	123	198	321	9.4	93-2	39	65	52	42	512	15.1
TOTAL		85-81	2517/29.6	429-769	.558	1-9	.111	282-442	.638	282	446	728	8.6	229-6	112	175	143	89	1141	13.4

SHEMA, Osborn

				Field Goals		3-Point		F-Throws		Rebounds									Scoring	
SEASON	TEAM	GP-GS	MIN/AVG	FG-FGA	FG%	3FG-3FGA	3FG%	FT-FTA	FT%	OFF	DEF	TOT	AVG	PF-FO	A	TO	BLK	STL	PTS	AVG
2020-21	Iona	10-0	129/12.9	12-21	.571	0-2	.000	7-10	.700	10	26	36	3.6	15-0	5	6	2	3	31	3.1
2021-22	Iona	21-1	221/10.5	26-42	.619	2-8	.250	14-21	.667	11	34	45	2.1	31-0	13	11	16	4	68	3.2
2022-23	Iona	33-28	867/26.3	93-183	.508	23-62	.371	29-43	.674	55	103	158	4.8	67-0	53	33	42	22	238	7.2
TOTAL		64-29	1216/19.0	131-246	.533	25-72	.347	50-74	.676	76	163	239	3.7	113-0	71	50	60	29	337	5.3

SLAZINSKI, Quinn

				Field Goals		3-Point		F-Throws		Rebounds									Scoring	
SEASON	TEAM	GP-GS	MIN/AVG	FG-FGA	FG%	3FG-3FGA	3FG%	FT-FTA	FT%	OFF	DEF	TOT	AVG	PF-FO	A	TO	BLK	STL	PTS	AVG
2019-20	LOU	15-0	44/2.9	3-8	.375	3-6	.500	6-8	.750	2	8	10	0.7	4-0	3	4	0	0	15	1.0
2020-21	LOU	20-8	422/21.1	39-90	.433	11-47	.234	35-47	.745	19	52	71	3.6	31-0	11	12	1	10	124	6.2
2021-22	Iona	33-23	654/19.8	89-241	.369	36-106	.340	63-76	.829	33	71	104	3.2	34-0	44	43	11	20	277	8.4
2022-23	Iona	7-3	186/26.5	29-68	.426	9-31	.290	12-16	.750	10	30	40	5.7	13-1	13	12	2	4	79	11.3
TOTAL FOR Iona		40-26	839/21.0	118-309	.382	45-137	.328	75-92	.815	43	101	144	3.6	47-1	57	55	13	24	356	8.9
TOTAL		75-34	1306/17.4	160-407	.393	59-190	.311	116-147	.789	64	161	225	3.0	82-1	71	71	14	34	495	6.6

SUNDAY, Silas

				Field Goals		3-Point		F-Throws		Rebounds									Scoring	
SEASON	TEAM	GP-GS	MIN/AVG	FG-FGA	FG%	3FG-3FGA	3FG%	FT-FTA	FT%	OFF	DEF	TOT	AVG	PF-FO	A	TO	BLK	STL	PTS	AVG
2022-23	Iona	26-1	126/4.8	17-31	.548	0-0	.000	3-6	.500	21	20	41	1.6	19-0	4	7	4	2	37	1.4
TOTAL		26-1	126/4.8	17-31	.548	0-0	.000	3-6	.500	21	20	41	1.6	19-0	4	7	4	2	37	1.4

WEISS, Parker

				Field Goals		3-Point		F-Throws		Rebounds									Scoring	
SEASON	TEAM	GP-GS	MIN/AVG	FG-FGA	FG%	3FG-3FGA	3FG%	FT-FTA	FT%	OFF	DEF	TOT	AVG	PF-FO	A	TO	BLK	STL	PTS	AVG
2019-20	Iona	5-0	10/2.0	0-7	.000	0-7	.000	0-2	.000	0	0	0	0.0	2-0	0	0	0	0	0	0.0
2020-21	Iona	11-0	26/2.3	2-3	.667	1-2	.500	0-0	.000	1	0	1	0.1	2-0	0	0	0	1	5	0.5
2021-22	Iona	19-0	95/5.0	1-9	.111	1-9	.111	0-0	.000	3	6	9	0.5	7-0	3	2	0	4	3	0.2
2022-23	Iona	29-1	282/9.7	11-32	.344	9-25	.360	0-2	.000	5	8	13	0.4	21-0	6	5	1	9	31	1.1
TOTAL		64-1	413/6.4	14-51	.275	11-43	.256	0-4	.000	9	14	23	0.4	32-0	9	7	1	14	39	0.6

IONA SEASON/CAREER STATISTICS

Summary

Player	Season Statistics										Career Statistics									
	GP-GS	MIN/G	FG%	3FG%	FT%	R/G	A/G	STL	BLK	PTS/G	GP-GS	MIN/G	FG%	3FG%	FT%	R/G	A/G	STL	BLK	PTS/G
BOATENG, Stephen	1-0	1.1	.000	.000	1.000	2.0	0.0	0	0	2.0	1-0	1.1	.000	.000	1.000	2.0	0.0	0	0	2.0
BROOKSHIRE, Anton	31-0	9.6	.430	.385	.889	1.1	0.4	6	2	4.2	49-3	9.3	.390	.327	.867	1.0	0.6	12	2	3.2
CAREY, James	10-0	1.9	.250	.500	1.000	0.4	0.2	0	0	0.7	18-0	1.8	.200	.200	1.000	0.3	0.2	0	0	0.5
CLAYTON JR., Walter	31-30	30.2	.456	.429	.951	4.3	3.2	59	18	16.9	63-34	23.0	.450	.404	.882	3.2	2.4	83	29	12.0
DAVIS, Cruz	23-7	19.3	.419	.317	.778	1.4	1.0	16	8	6.7	23-7	19.3	.419	.317	.778	1.4	1.0	16	8	6.7
FLORENCE, Keither	11-0	4.1	.500	.500	.000	0.7	0.4	1	1	0.6	11-0	4.1	.500	.500	.000	0.7	0.4	1	1	0.6
IBINE AYO, Sadiku	24-4	10.5	.393	.350	.700	1.5	0.2	9	6	2.6	24-4	10.5	.393	.350	.700	1.5	0.2	9	6	2.6
JEANLOUIS, Berrick	31-29	28.4	.481	.242	.686	4.2	2.0	31	33	7.8	96-76	23.4	.472	.267	.596	3.8	1.6	100	81	5.9
JEFFERSON, Michael	20-0	13.3	.311	.292	.667	1.8	1.0	9	1	2.0	20-0	13.3	.311	.292	.667	1.8	1.0	9	1	2.0
JENKINS, Daniss	34-34	33.6	.421	.364	.782	4.4	4.9	44	19	15.6	84-75	28.7	.401	.314	.780	2.9	2.9	83	44	11.3
JOSEPH, Nelly	34-33	31.7	.551	.000	.624	9.4	1.1	42	52	15.1	85-81	29.6	.558	.111	.638	8.6	1.3	89	143	13.4
SHEMA, Osborn	33-28	26.3	.508	.371	.674	4.8	1.6	22	42	7.2	64-29	19.0	.533	.347	.676	3.7	1.1	29	60	5.3
SLAZINSKI, Quinn	7-3	26.5	.426	.290	.750	5.7	1.9	4	2	11.3	75-34	17.4	.393	.311	.789	3.0	0.9	34	14	6.6
SUNDAY, Silas	26-1	4.8	.548	.000	.500	1.6	0.2	2	4	1.4	26-1	4.8	.548	.000	.500	1.6	0.2	2	4	1.4
WEISS, Parker	29-1	9.7	.344	.360	.000	0.4	0.2	9	1	1.1	64-1	6.4	.275	.256	.000	0.4	0.1	14	1	0.6

Scoring

Player	Season Statistics								Career Statistics							
	FG-FGA	FG%	3FG-3FGA	3FG%	FT-FTA	FT%	PTS	PTS/G	FG-FGA	FG%	3FG-3FGA	3FG%	FT-FTA	FT%	PTS	PTS/G
BOATENG, Stephen	0-1	.000	0-0	.000	2-2	1.000	2	2.0	0-1	.000	0-0	.000	2-2	1.000	2	2.0
BROOKSHIRE, Anton	46-107	.430	30-78	.385	8-9	.889	130	4.2	55-141	.390	34-104	.327	13-15	.867	157	3.2
CAREY, James	1-4	.250	1-2	.500	4-4	1.000	7	0.7	2-10	.200	1-5	.200	4-4	1.000	9	0.5
CLAYTON JR., Walter	178-390	.456	69-161	.429	98-103	.951	523	16.9	250-556	.450	99-245	.404	157-178	.882	756	12.0
DAVIS, Cruz	57-136	.419	13-41	.317	28-36	.778	155	6.7	57-136	.419	13-41	.317	28-36	.778	155	6.7
FLORENCE, Keither	3-6	.500	1-2	.500	0-3	.000	7	0.6	3-6	.500	1-2	.500	0-3	.000	7	0.6
IBINE AYO, Sadiku	24-61	.393	7-20	.350	7-10	.700	62	2.6	24-61	.393	7-20	.350	7-10	.700	62	2.6
JEANLOUIS, Berrick	101-210	.481	15-62	.242	24-35	.686	241	7.8	233-494	.472	47-176	.267	53-89	.596	566	5.9
JEFFERSON, Michael	14-45	.311	7-24	.292	4-6	.667	39	2.0	14-45	.311	7-24	.292	4-6	.667	39	2.0
JENKINS, Daniss	195-463	.421	56-154	.364	86-110	.782	532	15.6	353-881	.401	81-258	.314	163-209	.780	950	11.3
JOSEPH, Nelly	188-341	.551	0-5	.000	136-218	.624	512	15.1	429-769	.558	1-9	.111	282-442	.638	1141	13.4
SHEMA, Osborn	93-183	.508	23-62	.371	29-43	.674	238	7.2	131-246	.533	25-72	.347	50-74	.676	337	5.3
SLAZINSKI, Quinn	29-68	.426	9-31	.290	12-16	.750	79	11.3	160-407	.393	59-190	.311	116-147	.789	495	6.6
SUNDAY, Silas	17-31	.548	0-0	.000	3-6	.500	37	1.4	17-31	.548	0-0	.000	3-6	.500	37	1.4
WEISS, Parker	11-32	.344	9-25	.360	0-2	.000	31	1.1	14-51	.275	11-43	.256	0-4	.000	39	0.6

Totals

Player	Season Statistics								Career Statistics							
	O-REB	D-REB	TOTAL	PF	FO	A	TO	A/TO	O-REB	D-REB	TOTAL	PF	FO	A	TO	A/TO
BOATENG, Stephen	0	2	2	0	0	0	0	0.0	0	2	2	0	0	0	0	0.0
BROOKSHIRE, Anton	6	27	33	19	0	13	9	1.4	7	40	47	33	0	27	25	1.1
CAREY, James	0	4	4	1	0	2	4	0.5	0	6	6	3	0	3	6	0.5
CLAYTON JR., Walter	16	116	132	74	1	99	55	1.8	31	172	203	139	2	150	89	1.7
DAVIS, Cruz	8	24	32	33	0	23	25	0.9	8	24	32	33	0	23	25	0.9
FLORENCE, Keither	3	5	8	12	0	4	4	1.0	3	5	8	12	0	4	4	1.0
IBINE AYO, Sadiku	12	24	36	18	1	5	10	0.5	12	24	36	18	1	5	10	0.5
JEANLOUIS, Berrick	39	92	131	77	1	62	29	2.1	101	262	363	226	9	154	100	1.5
JEFFERSON, Michael	13	22	35	36	0	20	14	1.4	13	22	35	36	0	20	14	1.4
JENKINS, Daniss	40	111	151	72	1	168	78	2.2	65	181	246	146	2	244	140	1.7
JOSEPH, Nelly	123	198	321	93	2	39	65	0.6	282	446	728	229	6	112	175	0.6
SHEMA, Osborn	55	103	158	67	0	53	33	1.6	76	163	239	113	0	71	50	1.4
SLAZINSKI, Quinn	10	30	40	13	1	13	12	1.1	64	161	225	82	1	71	71	1.0
SUNDAY, Silas	21	20	41	19	0	4	7	0.6	21	20	41	19	0	4	7	0.6

SEASON/CAREER HIGHS

#0 - BERRICK JEANLOUIS

Season High		Career High
23, vs. UVM (11/18/22)	PTS	23, vs. UVM (11/18/22)
8, 2x (at QUI, 1/8/23)	REB	11, 2x (vs. QUI, 3/9/21)
10, vs. UVM (11/18/22)	FG	10, vs. UVM (11/18/22)
2, 4x (at MAN, 1/20/23)	3FG	3, 2x (vs. MAN, 2/12/21)
4, at MAN (1/20/23)	FT	4, at MAN (1/20/23)
9, vs. RID (1/15/23)	AST	9, vs. RID (1/15/23)
4, vs. STL (12/6/22)	BLK	4, 2x (vs. STL, 12/6/22)
3, at CAN (2/10/23)	STL	5, vs. SIE (3/10/21)
37, 2x (at MAN, 1/23/23)	MIN	40, 2x (vs. SIE, 3/10/21)

#1 - WALTER CLAYTON

Season High		Career High
30, at NIA (2/12/23)	PTS	30, at NIA (2/12/23)
12, vs. STL (12/7/22)	REB	12, vs. STL (12/7/22)
12, at NIA (2/12/23)	FG	12, at NIA (2/12/23)
6, 2x (vs. SMU, 12/22/22)	3FG	6, 2x (vs. SMU, 12/22/22)
9, at MSM (2/24/23)	FT	9, at MSM (2/24/23)
9, vs. MAR (3/2/23)	AST	9, vs. MAR (3/2/23)
2, at SPU (2/19/23)	BLK	2, 2x (at SPU, 2/19/23)
7, vs. SIE (2/26/23)	STL	7, vs. SIE (2/26/23)
40, at MAN (1/20/23)	MIN	40, at MAN (1/20/23)

#2 - SADIKU IBINE AYO

Season High		Career High
8, vs. NIA (3/10/23)	PTS	8, vs. NIA (3/10/23)
6, vs. SEA (12/23/22)	REB	6, vs. SEA (12/23/22)
3, 3x (at CAN, 2/10/23)	FG	3, 3x (at CAN, 2/10/23)
2, at NIA (2/12/23)	3FG	2, at NIA (2/12/23)
3, vs. NIA (3/10/23)	FT	3, vs. NIA (3/10/23)
2, at UNM (12/18/22)	AST	2, at UNM (12/18/22)
1, 5x (at RID, 3/4/23)	BLK	1, 5x (at RID, 3/4/23)
2, 3x (vs. MSM, 2/3/23)	STL	2, 3x (vs. MSM, 2/3/23)
25, vs. MAN (2/17/23)	MIN	25, vs. MAN (2/17/23)

#3 - CRUZ DAVIS

Season High		Career High
16, at MAR (1/6/23)	PTS	16, at MAR (1/6/23)
3, 4x (vs. MSM, 2/3/23)	REB	3, 4x (vs. MSM, 2/3/23)
8, at MAR (1/6/23)	FG	8, at MAR (1/6/23)
3, 2x (vs. QUI, 1/29/23)	3FG	3, 2x (vs. QUI, 1/29/23)
5, at QUI (1/8/23)	FT	5, at QUI (1/8/23)
3, 2x (at QUI, 1/8/23)	AST	3, 2x (at QUI, 1/8/23)
2, vs. QUI (1/29/23)	BLK	2, vs. QUI (1/29/23)
3, vs. RID (1/15/23)	STL	3, vs. RID (1/15/23)
35, at QUI (1/8/23)	MIN	35, at QUI (1/8/23)

#4 - PARKER WEISS

Season High		Career High
8, vs. BONA (12/11/22)	PTS	8, vs. BONA (12/11/22)
2, 2x (at MAR, 1/6/23)	REB	2, 4x (at MAR, 12/3/21)
3, vs. BONA (12/11/22)	FG	3, vs. BONA (12/11/22)
2, 2x (at SPU, 2/19/23)	3FG	2, 2x (at SPU, 2/19/23)
0	FT	0
2, vs. PRIN (12/13/22)	AST	2, vs. PRIN (12/13/22)
0	BLK	0
3, vs. SMU (12/22/22)	STL	3, vs. SMU (12/22/22)
24, vs. SMU (12/22/22)	MIN	24, vs. SMU (12/22/22)

#5 - DANISS JENKINS

Season High		Career High
31, vs. NIA (12/2/22)	PTS	31, vs. NIA (12/2/22)
9, 3x (vs. SIE, 2/26/23)	REB	9, 3x (vs. SIE, 2/26/23)
12, vs. NIA (12/2/22)	FG	12, vs. NIA (12/2/22)
6, vs. MAR (3/11/23)	3FG	6, vs. MAR (3/11/23)
6, 2x (at RID, 3/4/23)	FT	13, vs. SMC (1/4/20)
10, 3x (vs. MAR, 3/2/23)	AST	10, 3x (vs. MAR, 3/2/23)
3, 2x (vs. SPU, 1/1/23)	BLK	3, 3x (vs. SPU, 2/20/21)
5, vs. QUI (1/29/23)	STL	5, vs. QUI (1/29/23)
44, at MAN (1/20/23)	MIN	52, vs. SMC (1/4/20)

#11 - QUINN SLAZINSKI

Season High		Career High
20, 2x (at HOF, 11/11/22)	PTS	20, 3x (at HOF, 11/11/22)
12, at UNM (12/18/22)	REB	12, at UNM (12/18/22)
6, 2x (at HOF, 11/11/22)	FG	6, 5x (at HOF, 11/11/22)
3, vs. Penn (11/7/22)	3FG	4, vs. YALE (12/12/21)
6, at HOF (11/11/22)	FT	8, 2x (at SLU, 1/8/22)
4, at HOF (11/11/22)	AST	5, vs. FFD (2/20/22)
1, 2x (vs. FFD, 1/13/23)	BLK	3, vs. HARV (11/13/21)
2, vs. SEA (12/23/22)	STL	2, 5x (vs. SEA, 12/23/22)
37, at HOF (11/11/22)	MIN	37, at HOF (11/11/22)

#12 - ANTON BROOKSHIRE

Season High		Career High
22, at SPU (2/19/23)	PTS	22, at SPU (2/19/23)
4, 3x (vs. QUI, 1/29/23)	REB	4, 3x (vs. QUI, 1/29/23)
8, at SPU (2/19/23)	FG	8, at SPU (2/19/23)
4, 3x (vs. SIE, 2/26/23)	3FG	4, 3x (vs. SIE, 2/26/23)
3, vs. FFD (1/13/23)	FT	3, vs. FFD (1/13/23)
2, 2x (vs. MAN, 2/17/23)	AST	3, 2x (vs. E. III., 12/7/21)
1, 2x (vs. QUI, 1/29/23)	BLK	1, 2x (vs. QUI, 1/29/23)
1, 4x (vs. MAR, 3/11/23)	STL	2, 2x (at Ark., 1/12/22)
25, at SPU (2/19/23)	MIN	25, 2x (at SPU, 2/19/23)

#13 - NELLY JUNIOR JOSEPH

Season High		Career High
27, vs. MAR (3/2/23)	PTS	28, vs. HARV (11/13/21)
17, vs. MAN (2/17/23)	REB	17, vs. MAN (2/17/23)
11, 2x (vs. MAR, 3/2/23)	FG	11, 2x (vs. MAR, 3/2/23)
0	3FG	1, vs. UNA (11/20/21)
10, 2x (vs. SPU, 1/1/23)	FT	10, 2x (vs. SPU, 1/1/23)
3, 4x (vs. MAR, 3/11/23)	AST	5, at MAN (3/3/22)
6, at HOF (11/11/22)	BLK	6, 2x (at HOF, 11/11/22)
3, 4x (vs. SIE, 2/26/23)	STL	4, vs. SIE (1/25/22)
39, vs. MAR (3/11/23)	MIN	39, vs. MAR (3/11/23)

#23 - MICHAEL JEFFERSON

Season High		Career High
12, vs. SCU (11/27/22)	PTS	12, vs. SCU (11/27/22)
4, 2x (vs. PRIN, 12/13/22)	REB	4, 2x (vs. PRIN, 12/13/22)
4, vs. SCU (11/27/22)	FG	4, vs. SCU (11/27/22)
2, 2x (vs. CAN, 12/4/22)	3FG	2, 2x (vs. CAN, 12/4/22)
2, vs. SCU (11/27/22)	FT	2, vs. SCU (11/27/22)
4, vs. MAR (3/2/23)	AST	4, vs. MAR (3/2/23)
1, vs. SCU (11/27/22)	BLK	1, vs. SCU (11/27/22)
2, 3x (vs. NIA, 3/10/23)	STL	2, 3x (vs. NIA, 3/10/23)
24, vs. NIA (12/2/22)	MIN	24, vs. NIA (12/2/22)

#24 - KEITHER FLORENCE

Season High		Career High
5, at MAR (1/6/23)	PTS	5, at MAR (1/6/23)
3, at MAR (1/6/23)	REB	3, at MAR (1/6/23)
2, at MAR (1/6/23)	FG	2, at MAR (1/6/23)
1, at MAR (1/6/23)	3FG	1, at MAR (1/6/23)
0	FT	0
2, at MAR (1/6/23)	AST	2, at MAR (1/6/23)
1, at MAR (1/6/23)	BLK	1, at MAR (1/6/23)
1, at MAR (1/6/23)	STL	1, at MAR (1/6/23)
14, at MAR (1/6/23)	MIN	14, at MAR (1/6/23)

#33 - SILAS SUNDAY

Season High		Career High
6, at RID (3/4/23)	PTS	6, at RID (3/4/23)
7, at RID (3/4/23)	REB	7, at RID (3/4/23)
3, at RID (3/4/23)	FG	3, at RID (3/4/23)
0	3FG	0
2, vs. SPU (1/1/23)	FT	2, vs. SPU (1/1/23)
0	AST	0
1, 4x (vs. SIE, 2/26/23)	BLK	1, 4x (vs. SIE, 2/26/23)
1, 2x (at SPU, 2/19/23)	STL	1, 2x (at SPU, 2/19/23)
13, at SIE (1/27/23)	MIN	13, at SIE (1/27/23)

#44 - JAMES CAREY

Season High		Career High
7, vs. SIE (2/26/23)	PTS	7, vs. SIE (2/26/23)
1, 3x (vs. SIE, 2/26/23)	REB	1, 6x (vs. SIE, 2/26/23)
1, vs. SIE (2/26/23)	FG	2, vs. PSUB (11/20/19)
1, vs. SIE (2/26/23)	3FG	1, 3x (vs. SIE, 2/26/23)
4, vs. SIE (2/26/23)	FT	4, vs. SIE (2/26/23)
1, 2x (vs. MSM, 2/3/23)	AST	1, 3x (vs. MSM, 2/3/23)
0	BLK	0
0	STL	1, at Swarth (12/7/19)
4, vs. MSM (2/3/23)	MIN	5, vs. RID (12/3/21)

#55 - OSBORN SHEMA

Season High		Career High
17, vs. MSM (3/8/23)	PTS	17, vs. MSM (3/8/23)
10, 2x (at RID, 3/4/23)	REB	10, 4x (at RID, 3/4/23)
7, at CAN (2/10/23)	FG	7, at CAN (2/10/23)
2, 8x (vs. NIA, 3/10/23)	3FG	2, 8x (vs. NIA, 3/10/23)
5, 2x (at SPU, 2/19/23)	FT	5, 2x (at SPU, 2/19/23)
6, vs. FFD (1/13/23)	AST	6, vs. FFD (1/13/23)
4, 3x (vs. QUI, 1/29/23)	BLK	4, 4x (vs. QUI, 1/29/23)
2, 3x (vs. SIE, 2/26/23)	STL	2, 4x (vs. SIE, 2/26/23)
39, at MAN (1/20/23)	MIN	39, at MAN (1/20/23)

THE LAST TIME... (TEAM STATISTICS)

The Last Time	Iona	Gms Since	Opponent	Gms Since
Game Duration				
Played in Overtime	Iona 84, Manhattan 76 OT (1/20/23)	16	Iona 84, Manhattan 76 OT (1/20/23)	16
Won in Overtime	Iona 84, Manhattan 76 OT (1/20/23)	16	Niagara 100, Iona 91 OT (2/29/20)	90
Played in Double Overtime	Iona 87, Quinnipiac 82 2OT (2/2/18)	159	Iona 87, Quinnipiac 82 2OT (2/2/18)	159
Won in Double Overtime	Iona 87, Quinnipiac 82 2OT (2/2/18)	159	Manhattan 73, Iona 73 2OT (2/14/13)	326
Played in Triple Overtime	Canisius 90, Iona 88 3OT (1/30/05)	588	Canisius 90, Iona 88 3OT (1/30/05)	588
Won in Triple Overtime	Never (0-2)		Canisius 90, Iona 88 3OT (1/30/05)	588
Ranked Opponent				
Beat a Ranked Opponent	No. 4 Kansas 96, Iona 83 (11/28/21)	60		
Played a Ranked Opponent	Iona 72, No. 10 Alabama 68 (11/25/21)	62		
Score Margin				
Won by 15-19 points	21, vs. Siena (2/26/23)	5	17, Siena 70, Iona 53 (1/27/23)	15
Won by 20-29 points	21, Iona 76, Marist 55 (3/11/23)	1	23, Quinnipiac 81, Iona 58 (1/8/23)	19
Won by 30-39 points	33, Iona 93, Siena 60 (2/26/23)	6	31, Louisville 67, Iona 36 (12/29/07)	503
Won by 40-49 points	44, Iona 105, Bucknell 61 (12/2/00)	724	45, Colorado 99, Iona 54 (12/29/19)	108
Won by 50 points or more	50, Iona 126, Delaware State 76 (11/26/14)	280	50, No. 1 UConn 104, Iona 54 (12/20/03)	630
Score Total				
Scored 100 points or more	103, Iona 103, Monmouth 84 (1/3/19)	136	100, Niagara 100, Iona 91 OT (2/29/20)	90
Scored 90-99 points	93, Iona 93, Marist 74 (3/2/23)	5	96, No. 4 Kansas 96, Iona 83 (11/28/21)	60
Scored 80-89 points	80, Iona 80, Rider 78 (3/4/23)	4	81, Quinnipiac 81, Iona 58 (1/8/23)	19
Scored less than 60 points	53, Siena 70, Iona 53 (1/27/23)	15	55, Iona 76, Marist 55 (3/11/23)	1
Scored less than 50 points	49, Manhattan 72, Iona 49 (2/2/20)	98	48, Iona 72, Quinnipiac 48 (3/9/21)	72
Scored less than 40 points	39, Manhattan 52, Iona 39 (2/9/09)	459	39, Iona 62, Loyola (Md.) 39 (3/7/03)	638
Both teams scored less than 60	Iona 54, Liberty 50 (11/19/21)	64		
Both teams scored less than 50	Iona 49, Saint Peter's 48 (2/28/10)	423		
Field Goal Percentage				
Shot 70.0% or better from the floor	70.0%, vs. Wagner (12/3/02)	661		
Shot 60.0-69.9% from the floor	64.7%, at Canisius (2/10/23)	11	60.0%, vs. SMU (12/22/22)	24
Shot 55.0-59.9% from the floor	57.1%, at Saint Peter's (2/19/23)	8	56.0%, at New Mexico (12/18/22)	25
Shot 30-35.0% from the floor	32.7%, at Fairfield (12/12/20)	81	30.9%, vs. Saint Louis (12/6/22)	28
Shot 25.0-29.9% from the floor	29.7%, at Quinnipiac (1/8/23)	19	27.6%, at Saint Peter's (2/19/23)	8
Shot less than 25.0% from the floor	23.7%, vs. St. Bonaventure (11/19/04)	605	23.7%, vs. St. Bonaventure (11/19/04)	605
Three Point Field Goals				
Made 24 or more three-point FGs	24, vs. Delaware State (11/26/14)*	280	Never	
Made 20-23 three-point FGs	20, at Holy Cross (12/19/17)	171	Never	
Made 19 three-point FG	19, vs. Fairfield (12/1/15)	246	Never	
Made 19 three-point FG	19, vs. Monmouth (3/8/15)	252		
Made 18 three-point FG	18, vs. Liberty (12/18/12)	343	Never	
Made 18 three-point FG	18, at Albany (11/23/10)	417		
Made 17 three-point FG	17, vs. Monmouth (1/26/20)	100	17, at Colorado (12/29/19)	108
Made 16 three-point FG	16, vs. Rider (1/14/18)	164	16, vs. Fairfield (1/5/19)	135
Made 15 three-point FG	15, vs. North Carolina (3/22/19)	115	15, at Niagara (2/29/20)	90
Made 10-14 three-point FG	11, at Rider (3/4/23)	4	12, vs. Marist (3/2/23)	5
Did not make a three-pt. FG	0-10, at Marist (12/5/08)	478	0-12, vs. St. John's (12/17/17)	172
Free Throws				
Attempted 50 or more FT	50 (38-50), at Marist (1/28/05)	589	54 (38-54), vs. Niagara (3/6/04)	608
Attempted 40 or more FT	42 (32-42), vs. Harvard (11/13/21)	66	45 (32-45), vs. Seattle (12/23/22)	23
Made 35 or more FT	34 (34-40), vs. Canisius (3/9/13)	321	38 (38-54), vs. Niagara (3/6/04)	608
Made 30 or more FT	30 (30-35), vs. Marist (2/16/20)	94	45 (32-45), vs. Seattle (12/23/22)	23
Rebounds				
Had 55 or more rebounds	51, vs. Coppin State (12/23/20)	78	56, at Niagara (12/29/17)	169
Had 50-54 rebounds	50, vs. Belmont (11/26/21)	61	52, vs. North Carolina (3/22/19)	115
Had 45-49 rebounds	48, at Manhattan (1/20/23)	16	47, vs. Quinnipiac (1/29/23)	14
Had 40-44 rebounds	42, vs. Mount St. Mary's (3/8/23)	3	42, at Siena (1/27/23)	15
Had 25 or less rebounds	23, at Niagara (2/12/23)	10	22, at Mount St. Mary's (2/24/23)	7
Assists				
Had 35 or more assists	35, vs. Delaware State (11/26/14)*	280		
Had 30-34 assists	34, vs. Niagara (1/4/14)	306	30, at Yale (12/22/18)	138
Had 28-29 assists	29, vs. Marist (2/8/15)	261	28, at No. 1 UConn (12/20/03)	630
Had 25-27 assists	26, vs. Marist (3/2/23)	5	26, at Colorado (12/29/19)	108
Had 20-24 assists	21, vs. Siena (2/26/23)	6	22, vs. Kansas (11/28/21)	60
Steals				
Made 15-19 steals	15, vs. Siena (2/13/16)	226	16, at Monmouth (1/5/20)	106
Made 20 or more steals	20, at Loyola (Md.) (1/6/08)	500	19, vs. Wagner (12/4/01)	690
Turnovers				
Had 25 or more turnovers	27, vs. Monmouth (2/19/21)	74	25, vs. Long Beach State (11/19/18)	145
Had 20-24 turnovers	20, vs. Manhattan (2/12/21)	77	20, vs. Siena (2/26/23)	6
Had 6-10 turnovers	10, vs. Mount St. Mary's (3/8/23)	3	7, at Rider (3/4/23)	4
Had 5 or less turnovers	5, vs. Penn (11/7/22)	34	5, vs. Belmont (11/26/21)	61
Blocks				
Blocked 10 or more shots	11, vs. Quinnipiac (1/29/23)	14	10, vs. Saint Peter's (2/15/19)	123
Double Digit Scorers				
Seven or more players	vs. Niagara (1/4/14)	306		
Six players	vs. Marist (1/18/19)	132		
Five players	at Rider (3/4/23)	4	at Manhattan (1/20/23)	16
Four players	vs. Mount St. Mary's (3/8/23)	3	vs. Marist (3/2/23)	5
Zero Players	vs. Siena (12/7/09)	445	vs. Quinnipiac (3/9/21)	72

THE LAST TIME AN IONA PLAYER...

Points Scored

Scored 50 or more	50 – Warren Issac vs. Bates (Dec. 18, 1964)
Scored 45-49 points	45 – A.J. English vs. Monmouth (Jan. 15, 2016)
Scored 40-44 points	40 – Rickey McGill at Rider (Feb. 25, 2018)
Scored 35-39 points	38 – Jordan Washington vs. Rider (Feb. 19, 2017)
Scored 30-34 points	30 – Walter Clayton Jr. at Niagara (Feb. 12, 2023)
Scored 25-29 points	27 – Daniss Jenkins vs. Marist (Mar. 11, 2023)
Scored back-to-back 30+ point efforts	A.J. English at Monmouth, at Siena (Feb. 19-22, 2015)
Two players had at least 30 points	Mike Glover (34) and Scott Machado (33) vs. Saint Joseph's (Nov. 23, 2011)
Two players had at least 20 points	Nelly Jr. Joseph (27) and Daniss Jenkins (21) vs. Marist (Mar. 5, 2023)
Three players had at least 20 points	Asante Gist (23), Tajuan Agee (21), E.J. Crawford (21) vs. Princeton (Dec. 17, 2019)

Three-Point Field Goals

Hit more than 10 3-point field goals	13 – A.J. English vs. Fairfield (Dec. 1, 2015) (School/MAAC Record)
Hit 10 3-point field goals	10 – Sean Armand vs. Siena (Jan. 3, 2012)
Hit 9 3-point field goals	9 – Isaiah Williams vs. Monmouth (Mar. 8, 2015)
Hit 8 3-point field goals	8 – Deyshonee Much at Canisius (Feb. 5, 2016)
Hit 7 3-point field goals	7 – Rickey McGill vs. North Carolina (Mar. 22, 2019)
Hit 6 3-point field goals	6 – Daniss Jenkins vs. Marist (Mar. 11, 2023)
Hit 5 3-point field goals	5 – Walter Clayton Jr. vs. Manhattan (Feb. 17, 2023)

Free Throws

Made at least 10 free throws	10 – Nelly Junior Joseph vs. Saint Peter's (Jan. 1, 2023)
Made at least 15 free throws	16 – Devon Clarke at Fairfield (Dec. 7, 2008)

Rebounds

Had 20 or more rebounds	20 – Jonathan Duck vs. Seton Hall (Nov. 24, 1990)
Had 18 or more rebounds	18 – David Laury at Marist (Feb. 20, 2015)
Had 17 or more rebounds	17 – Nelly Jr. Joseph vs. Manhattan (Feb. 17, 2023)
Had 15 or more rebounds	16 – Nelly Jr. Joseph at Fairfield (Feb. 5, 2023)
Two players had 10 rebounds or more	Walter Clayton Jr. (12) and Osborn Shema (10) vs. Saint Louis (Dec. 6, 2022)
Three players had 10 rebounds or more	Berrick JeanLouis (11), Dylan van Eyck (10), Osborn Shema (10) vs. Quinnipiac (Mar. 9, 2021)

Assists

Had 17 or more assists	17 – Danny Doyle vs. Fairfield (Feb. 19, 1994) (school record)
Had 16 assists	16 – Scott Machado vs. Manhattan (Jan. 12, 2012)
Had 15 assists	15 – Scott Machado vs. Nevada (Feb. 18, 2012)
Had 14 assists	14 – Rickey McGill vs. Canisius (Jan. 8, 2017)
Had 13 assists	13 – A.J. English vs. Monmouth (Feb. 14, 2014)
Had 12 assists	12 – Rickey McGill vs. Canisius (Jan. 21, 2018)
Had 11 assists	11 – Dylan van Eyck at Marist (Dec. 1, 2021)
Had 10 assists	10 – Daniss Jenkins vs. Marist (Mar. 5, 2023)
Had back-to-back 10+ assist efforts	Scott Machado (2 gms, Dec. 21-29, 2011)
Had three straight 10+ assist efforts	Scott Machado (5 gms, Nov. 17-28, 2011)
Had four straight 10+ assist efforts	Scott Machado (5 gms, Nov. 17-28, 2011)
Had five straight 10+ assist efforts	Scott Machado (5 gms, Nov. 17-28, 2011)

Steals

Had 10 or more steals	10 – Ricky Solver vs. Portland State (Nov. 25, 2005)
Had 9 steals	9 – Ricky Rivers vs. Akron (Dec. 4, 1993)
Had 8 steals	8 – Ricky Solver at Rider (Feb. 11, 2006)
Had 7 steals	7 – Walter Clayton Jr. vs. Siena (Feb. 26, 2023)
Had 6 steals	6 – Deyshonee Much vs. NJIT (Dec. 14, 2016)
Had 5 steals	5 – Walter Clayton Jr. vs. Marist (Mar. 5, 2023)

Blocks

Had 10 or more blocks	11 – Nakiea Miller vs. Fairfield (March 5, 2000)
Had 9 blocks	9 – Greg Jenkins vs. Manhattan (Jan. 25, 2004)
Had 8 blocks	8 – Nakiea Miller vs. St. Francis NY (Nov. 28, 2000)
Had 7 blocks	7 – Isaiah Williams at Manhattan (Feb. 28, 2014)
Had 6 blocks	6 – Nelly Jr. Joseph at Hofstra (Nov. 11, 2022)
Had 5 blocks	5 – Nelly Jr. Joseph vs. Marist (Jan. 2, 2022)

Double-Doubles

Registered a double-double	Osborn Shema (10p/11r) vs. Mount St. Mary's (Mar. 8, 2023)
Back-to-back double-doubles	Nelly Jr. Joseph (3 gms, Feb. 12-19, 2023)
Three straight double-doubles	Nelly Jr. Joseph (3 gms, Feb. 12-19, 2023)
Four straight double-doubles	Nelly Jr. Joseph (11 gms, Dec. 25, 2022 - Feb. 5, 2023)
Five straight double-doubles	Nelly Jr. Joseph (11 gms, Dec. 25, 2022 - Feb. 5, 2023)
Ten straight double-doubles	Nelly Jr. Joseph (11 gms, Dec. 25, 2022 - Feb. 5, 2023)
Eleven straight double-doubles	Nelly Jr. Joseph (11 gms, Dec. 25, 2022 - Feb. 5, 2023)
At least two players had a double-double	Daniss Jenkins (23p, 10a), Nelly Jr. Joseph (19p/12r) at Marist (Jan. 6, 2023)
Three or more players had a double-double	Mike Glover (13p/12r), Taaj Ridley (16p/12r), Scott Machado (14p/11a) vs. Purdue (Nov. 17, 2011)

IONA'S TRIPLE-DOUBLES...

Nakiea Miller (14p/10r/11b) vs. Fairfield (Mar. 5, 2000)
Scott Machado (10p/11r/10a) vs. Marist (Feb. 12, 2012)
Isaiah Washington (14p/10r/11a) at Canisius (Feb. 27, 2020)

IONA GAME-BY GAME TEAM STATISTICS

Opponent	Date	Score	W	Total		3-Pointers		Free throws		Rebounds				PF	A	TO	BLK	STL	PTS	AVG
				FG-FGA	PCT	3FG-3FGA	PCT	FT-FTA	PCT	OFF	DEF	TOT	AVG							
Penn	11/07/2022	78-50	W	31-76	.408	8-25	.320	8-11	.727	16	28	44	44.0	13	21	5	6	9	78	78.0
at Hofstra	11/11/2022	78-83	L	32-67	.478	6-17	.353	8-11	.727	14	25	39	41.5	18	17	8	7	4	78	78.0
vs Vermont	11/18/2022	71-50	W	29-59	.492	6-22	.273	7-9	.778	8	23	31	38.0	15	11	9	3	8	71	75.7
vs Santa Clara	11/26/2022	76-86	L	30-62	.484	9-21	.429	7-10	.700	4	16	20	33.5	21	13	13	6	8	76	75.8
Niagara	12/02/2022	78-56	W	31-68	.456	7-18	.389	9-10	.900	12	26	38	34.4	20	12	9	9	8	78	76.2
Canisius	12/04/2022	90-60	W	33-59	.559	8-16	.500	16-21	.762	7	27	34	34.3	16	24	11	7	13	90	78.5
Saint Louis	12/06/2022	84-62	W	33-73	.452	7-18	.389	11-12	.917	16	27	43	35.6	17	19	10	13	6	84	79.3
vs St. Bonaventure	12/11/2022	72-57	W	27-54	.500	6-19	.316	12-20	.600	8	26	34	35.4	9	21	19	6	7	72	78.4
vs Princeton	12/13/2022	70-64	W	25-59	.424	5-18	.278	15-20	.750	11	20	31	34.9	16	16	6	4	6	70	77.4
at New Mexico	12/18/2022	74-82	L	29-71	.408	3-24	.125	13-16	.813	14	22	36	35.0	24	14	12	0	9	74	77.1
vs SMU	12/22/2022	81-85	L	28-58	.483	13-22	.591	12-14	.857	8	13	21	33.7	18	7	18	4	10	81	77.5
vs Seattle U	12/23/2022	83-72	W	28-59	.475	5-20	.250	22-27	.815	8	33	41	34.3	31	16	15	9	7	83	77.9
vs Pepperdine	12/25/2022	76-66	W	31-63	.492	7-21	.333	7-12	.583	9	29	38	34.6	17	16	14	0	6	76	77.8
Saint Peter's	01/01/2023	73-55	W	23-52	.442	7-23	.304	20-29	.690	13	29	42	35.1	15	13	6	10	6	73	77.4
at Marist	01/06/2023	84-57	W	36-65	.554	7-17	.412	5-8	.625	8	32	40	35.5	14	19	6	5	3	84	77.9
at Quinnipiac	01/08/2023	58-81	L	19-64	.297	6-26	.231	14-19	.737	14	20	34	35.4	18	5	7	5	4	58	76.6
Fairfield	01/13/2023	75-69	W	27-55	.491	6-15	.400	15-21	.714	9	22	31	35.1	11	14	12	6	6	75	76.5
Rider	01/15/2023	67-70	L	23-58	.397	5-21	.238	16-28	.571	17	20	37	35.2	15	16	11	12	9	67	76.0
at Manhattan	01/20/2023	84-76	W	32-79	.405	6-21	.286	14-19	.737	21	27	48	35.9	17	19	11	6	12	84	76.4
at Siena	01/27/2023	53-70	L	20-53	.377	4-13	.308	9-16	.563	5	25	30	35.6	17	10	10	4	5	53	75.3
Quinnipiac	01/29/2023	78-72	W	28-72	.389	8-24	.333	14-21	.667	17	26	43	36.0	22	14	10	11	11	78	75.4
Mount St. Mary's	02/03/2023	81-51	W	30-56	.536	7-15	.467	14-20	.700	9	27	36	36.0	14	15	13	7	10	81	75.6
at Fairfield	02/05/2023	70-61	W	24-57	.421	2-16	.125	20-23	.870	8	24	32	35.8	18	8	7	4	6	70	75.4
at Canisius	02/10/2023	80-59	W	33-51	.647	7-15	.467	7-11	.636	6	26	32	35.6	17	15	16	3	9	80	75.6
at Niagara	02/12/2023	72-55	W	26-58	.448	11-22	.500	9-13	.692	5	18	23	35.1	13	14	8	5	9	72	75.4
Manhattan	02/17/2023	71-60	W	27-59	.458	10-21	.476	7-13	.538	11	29	40	35.3	12	20	13	2	8	71	75.3
at Saint Peter's	02/19/2023	73-53	W	24-42	.571	8-14	.571	17-27	.630	5	27	32	35.2	18	14	8	6	3	73	75.2
at Mount St. Mary's	02/24/2023	80-68	W	28-60	.467	5-22	.227	19-21	.905	15	25	40	35.4	19	9	13	4	8	80	75.4
Siena	02/26/2023	93-60	W	29-63	.460	10-20	.500	25-34	.735	13	31	44	35.7	15	21	11	5	13	93	76.0
Marist	03/02/2023	93-74	W	36-73	.493	7-17	.412	14-15	.933	15	26	41	35.8	14	26	7	3	6	93	76.5
at Rider	03/04/2023	80-78	W	29-65	.446	11-23	.478	11-14	.786	16	17	33	35.7	11	15	8	7	4	80	76.6
vs Mount St. Mary's	03/08/2023	74-54	W	29-64	.453	8-21	.381	8-15	.533	17	25	42	35.9	10	17	10	1	6	74	76.6
vs Niagara	03/10/2023	71-59	W	23-45	.511	6-17	.353	19-21	.905	11	17	28	35.7	14	10	14	3	6	71	76.4
vs Marist	03/11/2023	76-55	W	24-59	.407	9-23	.391	17-22	.773	12	26	38	35.8	16	10	11	6	9	76	76.4
Total		2597		957-2078	.461	240-667	.360	441-603	.731	382	834	1216	35.8	555	511	361	189	254	2597	76.4
Opponents		2210		794-1943	.409	196-671	.292	426-607	.702	366	812	1178	34.6	549	402	494	92	183	2210	65.0

Iona Averages

Games Played	Points/game	FG Pct	3FG Pct	FT Pct	Rebounds/game	Assists/game	Turnovers/game	Assist/Turnover ratio	Steals/game	Blocks/game
34	76.4	46.1	36.0	73.1	35.8	15.0	10.6	1.4	7.5	5.6

OPPONENT GAME-BY GAME TEAM STATISTICS

Opponent	Date	Score	W	Total		3-Pointers		Free throws		Rebounds				PF	A	TO	BLK	STL	PTS	AVG
				FG-FGA	PCT	3FG-3FGA	PCT	FT-FTA	PCT	OFF	DEF	TOT	AVG							
Penn	11/07/2022	78-50	W	18-55	.327	3-25	.120	11-17	.647	11	31	42	42.0	13	14	18	8	3	50	50.0
at Hofstra	11/11/2022	78-83	L	27-55	.491	14-29	.483	15-19	.789	5	23	28	35.0	10	19	9	3	3	83	66.5
vs Vermont	11/18/2022	71-50	W	21-50	.420	2-12	.167	6-13	.462	10	24	34	34.7	17	8	17	1	4	50	61.0
vs Santa Clara	11/26/2022	76-86	L	26-50	.520	8-16	.500	26-29	.897	7	28	35	34.8	10	12	20	3	7	86	67.3
Niagara	12/02/2022	78-56	W	19-53	.358	2-11	.182	16-24	.667	11	25	36	35.0	13	7	14	3	5	56	65.0
Canisius	12/04/2022	90-60	W	23-69	.333	7-22	.318	7-11	.636	20	22	42	36.2	18	11	20	2	5	60	64.2
Saint Louis	12/06/2022	84-62	W	21-68	.309	5-19	.263	15-21	.714	22	25	47	37.7	12	10	17	5	5	62	63.9
vs St. Bonaventure	12/11/2022	72-57	W	24-62	.387	5-14	.357	4-7	.571	14	23	37	37.6	15	12	21	4	13	57	63.0
vs Princeton	12/13/2022	70-64	W	25-48	.521	6-17	.353	8-15	.533	6	26	32	37.0	16	19	13	0	2	64	63.1
at New Mexico	12/18/2022	74-82	L	28-50	.560	5-17	.294	21-29	.724	4	31	35	36.8	15	19	16	3	5	82	65.0
vs SMU	12/22/2022	81-85	L	33-55	.600	6-13	.462	13-16	.813	8	21	29	36.1	13	10	21	4	6	85	66.8
vs Seattle U	12/23/2022	83-72	W	17-58	.293	6-24	.250	32-45	.711	13	24	37	36.2	20	11	12	3	5	72	67.3
vs Pepperdine	12/25/2022	76-66	W	24-62	.387	5-24	.208	13-21	.619	11	25	36	36.2	14	13	12	0	3	66	67.2
Saint Peter's	01/01/2023	73-55	W	20-54	.370	3-17	.176	12-18	.667	9	22	31	35.8	23	11	7	3	5	55	66.3
at Marist	01/06/2023	84-57	W	20-55	.364	6-22	.273	11-16	.688	6	23	29	35.3	13	9	10	2	2	57	65.7
at Quinnipiac	01/08/2023	58-81	L	26-61	.426	8-23	.348	21-24	.875	10	32	42	35.8	17	16	9	2	2	81	66.6
Fairfield	01/13/2023	75-69	W	28-62	.452	5-20	.250	8-10	.800	11	23	34	35.6	17	18	13	4	6	69	66.8
Rider	01/15/2023	67-70	L	27-58	.466	6-14	.429	10-14	.714	13	21	34	35.6	21	17	14	3	6	70	66.9
at Manhattan	01/20/2023	84-76	W	26-69	.377	6-21	.286	18-26	.692	18	28	46	36.1	16	13	15	2	7	76	67.4
at Siena	01/27/2023	53-70	L	26-55	.473	5-19	.263	13-19	.684	8	34	42	36.4	18	13	12	5	5	70	67.6
Quinnipiac	01/29/2023	78-72	W	21-60	.350	9-27	.333	21-32	.656	16	31	47	36.9	21	7	17	4	8	72	67.8
Mount St. Mary's	02/03/2023	81-51	W	21-58	.362	5-22	.227	4-6	.667	11	19	30	36.6	17	9	20	5	9	51	67.0
at Fairfield	02/05/2023	70-61	W	24-58	.414	2-20	.100	11-18	.611	13	26	39	36.7	18	10	15	3	4	61	66.7
at Canisius	02/10/2023	80-59	W	20-53	.377	6-19	.316	13-15	.867	8	14	22	36.1	10	10	14	2	8	59	66.4
at Niagara	02/12/2023	72-55	W	23-56	.411	5-17	.294	4-10	.400	11	23	34	36.0	16	10	16	0	5	55	66.0
Manhattan	02/17/2023	71-60	W	23-58	.397	8-22	.364	6-10	.600	9	25	34	35.9	14	11	14	2	7	60	65.7
at Saint Peter's	02/19/2023	73-53	W	16-58	.276	5-23	.217	16-24	.667	18	20	38	36.0	20	5	7	2	6	53	65.3
at Mount St. Mary's	02/24/2023	80-68	W	22-49	.449	4-13	.308	20-23	.870	4	18	22	35.5	18	9	13	1	6	68	65.4
Siena	02/26/2023	93-60	W	23-63	.365	7-30	.233	7-12	.583	10	27	37	35.6	22	18	20	2	6	60	65.2
Marist	03/02/2023	93-74	W	27-59	.458	12-28	.429	8-14	.571	9	22	31	35.4	13	17	15	3	4	74	65.5
at Rider	03/04/2023	80-78	W	33-61	.541	5-13	.385	7-11	.636	10	19	29	35.2	15	8	7	5	5	78	65.9
vs Mount St. Mary's	03/08/2023	74-54	W	21-55	.382	5-22	.227	7-9	.778	8	22	30	35.0	16	6	13	1	5	54	65.5
vs Niagara	03/10/2023	71-59	W	23-52	.442	5-16	.313	8-12	.667	12	11	23	34.7	19	12	15	2	8	59	65.3
vs Marist	03/11/2023	76-55	W	18-54	.333	5-20	.250	14-17	.824	10	24	34	34.6	19	8	18	0	3	55	65.0
Total		2210		794-1943	.409	196-671	.292	426-607	.702	366	812	1178	34.6	549	402	494	92	183	2210	65.0
Iona		2597		957-2078	.461	240-667	.360	441-603	.731	382	834	1216	35.8	555	511	361	189	254	2597	76.4

Opponents Averages

Games Played	Points/game	FG Pct	3FG Pct	FT Pct	Rebounds/game	Assists/game	Turnovers/game	Assist/Turnover ratio	Steals/game	Blocks/game
34	65.0	40.9	29.2	70.2	34.6	11.8	14.5	0.8	5.4	2.7

GAELS BY THE NUMBERS...

(UNDER PITINO AT IONA IN PARENTHESIS)

Iona Record:

Overall	27-7 (64-21)
MAAC	17-3 (40-9)
At the Hynes Athletics Center	11-1 (28-3)
On the Road	8-4 (19-12)
Neutral Sites	8-2 (17-6)
MAAC Home Games	9-1 (22-2)
MAAC Away Games	8-2 (18-7)
MAAC Neutral Games	0-0 (0-0)
Leading at the half	21-3 (47-7)
Trailing at the half	4-4 (12-12)
Tied at the half	2-0 (5-2)
Overtime	1-0 (3-0)
After a win	20-6 (48-15)
After a loss	7-1 (16-5)

Day of the Week:

Sunday	9-4 (17-6)
Monday	1-0 (1-1)
Tuesday	2-0 (10-1)
Wednesday	1-0 (4-3)
Thursday	1-1 (2-2)
Friday	11-2 (21-4)
Saturday	2-0 (9-4)

Month:

November	2-2 (8-5)
December	7-2 (16-4)
January	5-3 (13-4)
February	8-0 (17-4)
March	5-0 (10-4)

Tip-off Time

Day games	11-4 (23-9)
Night games (after 5 p.m.)	16-3 (41-12)

When Iona Scores

Less than 50 points	0-0 (0-0)
50-59 points	0-2 (2-4)
60-69 points	0-1 (4-5)
70-79 points	16-3 (32-10)
80-89 points	8-1 (20-2)
90-99 points	3-0 (6-0)
More than 99 points	0-0 (0-0)

When Opponent Scores:

Less than 50 points	0-0 (2-0)
50-59 points	13-0 (22-0)
60-69 points	9-0 (24-3)
70-79 points	5-2 (13-9)
80-89 points	0-5 (3-8)
90-99 points	0-0 (0-1)
More than 99 points	0-0 (0-0)

When Iona's FG Percentage is:

Less than 35%	0-1 (2-2)
35-39.9%	1-2 (4-6)
40-44.9%	8-1 (19-4)
45-49.9%	11-3 (22-7)
50% or higher	7-0 (17-2)

When Opponents' FG Percentage is:

Less than 35%	6-0 (14-1)
35-39.9%	12-0 (26-0)
40-44.9%	5-1 (11-7)
45-49.9%	2-3 (9-6)
50% or higher	2-3 (4-7)

When Iona's 3FG Percentage is:

Less than 35%	11-4 (30-13)
35% or greater	16-3 (34-8)
35-39.9%	5-1 (11-2)
40-44.9%	3-1 (7-2)
45-49.9%	4-0 (11-1)
50% or higher	4-1 (5-3)

When Opponents' FG Percentage is:

Less than 35%	22-3 (54-11)
35% or greater	5-4 (10-10)
35-39.9%	4-0 (6-1)
40-44.9%	1-1 (2-4)
45-49.9%	0-2 (0-3)
50% or higher	0-1 (2-2)

At the Free Throw Line:

When Iona makes more FTs	17-1 (39-3)
When Iona shoots more FTs	16-1 (38-4)
When opponents make more FTs	10-6 (24-18)
When opponents shoot more FTs	11-6 (24-16)
When free throws made are equal	0-0 (1-0)
When free throws shot are equal	0-0 (2-1)

From Behind the Arc:

When Iona makes more threes	21-2 (42-8)
When opponents make more threes	4-5 (17-11)
Three pointers are equal	2-0 (5-2)

Rebounds:

When Iona out rebounds opponent	17-3 (42-6)
When opponent out rebounds Iona	10-4 (21-14)
When rebounds are equal	0-0 (1-1)

Assists:

When Iona has more assists	22-1 (54-6)
When opponent has more assists	4-6 (7-15)
When assists are equal	1-0 (3-0)

Turnovers:

When Iona has more TOs	5-0 (19-12)
When opponent has more TOs	21-7 (39-9)
When turnovers are equal	1-0 (6-0)

Margin of Victory/Loss:

1 point	0-0 (1-2)
2 points	1-0 (1-1)
4 points or less	1-2 (8-6)
5-9 points	5-2 (18-7)
Less than 10	6-4 (26-13)
10 or more	21-3 (38-8)
10-14 points	5-1 (10-4)
15-19 points	4-1 (10-2)
20 or more points	12-1 (18-2)

Uniform Color

White	11-1 (29-5)
Maroon	6-2 (15-6)
Gold	4-3 (14-9)
Grey	6-1 (6-1)

Assists:

	Iona	Opponent
Less than 10	2-2 (5-4)	10-0 (23-2)
10-14	9-3 (17-11)	13-3 (35-7)
15-19	10-2 (27-6)	4-4 (6-10)
15+	16-2 (42-6)	4-4 (6-12)
20+	6-0 (15-0)	0-0 (0-2)
25+	1-0 (1-0)	0-0 (0-0)
30+	0-0 (0-0)	0-0 (0-0)

3-Pt Field Goals:

	Iona	Opponent
Less than 5	1-2 (10-5)	6-0 (18-2)
Less than 10	23-6 (51-17)	26-6 (59-19)
5-9	22-4 (41-12)	20-6 (41-17)
10-14	4-1 (13-4)	1-1 (5-2)
15-19	0-0 (0-0)	12-1 (23-3)
10+	4-1 (13-4)	1-1 (5-2)
15+	0-0 (0-0)	0-0 (0-0)
20+	0-0 (0-0)	0-0 (0-0)

Turnovers:

	Iona	Opponent
Less than 5	0-0 (0-0)	0-0 (0-0)
Less than 10	11-2 (14-3)	3-2 (5-5)
5-9	11-2 (14-3)	3-2 (5-5)
10-14	13-4 (35-7)	10-2 (28-11)
15-19	3-1 (13-10)	10-1 (25-3)
10+	16-5 (50-18)	24-5 (59-16)
15+	3-1 (15-11)	14-3 (31-5)
20+	0-0 (2-1)	4-2 (6-2)

Free Throw Made:

	Iona	Opponent
Less than 5	0-0 (0-1)	3-0 (4-0)
Less than 10	9-3 (11-7)	13-0 (22-1)
5-9	9-3 (11-6)	10-0 (18-1)
10-14	7-3 (21-10)	7-3 (20-6)
15-19	7-1 (18-2)	4-1 (12-7)
10+	18-4 (53-14)	14-7 (42-20)
15+	11-1 (32-4)	7-4 (22-14)
20+	4-0 (14-2)	3-3 (10-7)

Free Throw Att:

	Iona	Opponent
Less than 5	0-0 (0-0)	0-0 (0-0)
Less than 10	2-0 (2-2)	3-0 (5-1)
5-9	2-0 (2-2)	3-0 (5-1)
10-14	8-3 (10-6)	9-1 (16-1)
15-19	3-3 (14-9)	7-3 (16-5)
10+	25-7 (62-19)	24-7 (59-20)
15+	17-4 (52-13)	15-6 (43-19)
20+	14-1 (38-4)	8-3 (27-14)

Free Throw Pct:

	Iona	Opponent
50-59.9%	3-3 (4-9)	4-0 (8-1)
60-69.9%	7-0 (12-2)	14-1 (23-5)
70-79.9%	13-3 (28-9)	3-3 (15-10)
80-89.9%	2-2 (16-9)	4-3 (9-4)
90-100%	5-0 (5-0)	0-0 (2-1)
Less than 75%	15-5 (36-13)	22-3 (46-10)
75% or greater	12-2 (28-8)	5-4 (18-11)

SUPERLATIVES

Individual Superlatives	IONA HIGHS	OPPONENT HIGHS
Points, Game:	31, Daniss Jenkins, vs. Niagara (12/2/22)	27, 4x (Jalen Benjamin), vs. Mount St. Mary's (3/8/23)
Points, 1st Half:	17, 3x (Walter Clayton Jr.), at Niagara (2/10/23)	16, Tahj Staveskie, at Canisius (2/10/23)
Points, 2nd Half:	22, Daniss Jenkins, vs. Marist (3/11/13)	21, Dezi Jones, at Quinnipiac (1/8/23)
Points, Overtime:	6, Nelly Jr. Joseph, at Manhattan (1/20/23)	4, 2x (Watson, Stewart), at Manhattan (1/20/23)
Field Goals Made:	12, 2x (Walter Clayton Jr.), at Niagara (2/10/23)	11, 2x (Jalen Benjamin), vs. Mount St. Mary's (3/8/23)
Field Goals Attempted:	23, Walter Clayton Jr., at Niagara (2/10/23)	22, Jalen Benjamin, vs. Mount St. Mary's (3/8/23)
FG Pct. (min. 10 att.):	83.3% (10-12), Berrick JeanLouis, at Hofstra (11/11/22)	72.7% (8-11), Keeshawn Kellman, vs. Princeton (12/13/22)
FG Pct. (min. 5 att.):	100% (5-5), Osborn Shema, at Marist (1/6/23)	87.5% (7-8), Keon Ambrose-Hylton, vs. SMU (12/22/22)
3-Point FG Made:	6, 3x (Daniss Jenkins), vs. Marist (3/11/13)	6, Tyler Thomas, at Hofstra (11/11/22)
3-Point FG Attempted:	10, 3x (Walter Clayton Jr.), vs. Manhattan (2/17/23)	12, Cameron Tyson, vs. Seattle (12/23/22)
3-FG% (4 att.):	100% (4-4), 2x (Daniss Jenkins), vs. Niagara (12/2/22)	75.0% (3-4), Allen Betrand, at Rider (3/4/23)
Free Throws Made:	10, 2x (Nelly Jr. Joseph), vs. Saint Peter's (1/1/23)	14, Dezi Jones, at Quinnipiac (1/8/23)
Free Throws Attempted:	14, 3x (Nelly Jr. Joseph), vs. Rider (1/15/23)	16, Dezi Jones, at Quinnipiac (1/8/23)
FT% (10 att.):	80.0% (8-10), Nelly Jr. Joseph, vs. SMU (12/22/22)	100% (11-11), Jaelen House, at New Mexico (12/18/22)
FT% (7 att.):	100% (8-8), 2x (Walter Clayton Jr.), vs. Niagara (3/10/23)	100% (11-11), Jaelen House, at New Mexico (12/18/22)
Rebounds:	17, Nelly Jr. Joseph, vs. Manhattan (2/17/23)	18, Josh Roberts, vs. Manhattan (2/17/23)
Off. Rebounds:	7, Nelly Jr. Joseph, vs. Saint Peter's (1/1/23)	9, Josh Roberts, at Manhattan (1/20/23)
Def. Rebounds:	11, 2x (Nelly Jr. Joseph), vs. Manhattan (2/17/23)	14, Josh Roberts, vs. Manhattan (2/17/23)
Assists:	10, 3x (Daniss Jenkins), vs. Marist (3/2/13)	8, Matt Allocco, vs. Princeton (12/13/22)
Turnovers:	7, Walter Clayton Jr., vs. SMU (12/22/22)	9, Kyrell Luc, vs. St. Bonaventure (12/11/22)
Blocks:	6, Nelly Jr. Joseph, at Hofstra (11/11/22)	4, Jackson Stormo, at Siena (1/27/23)
Steals:	7, Walter Clayton Jr., vs. Canisius (2/26/23)	5, Kyrell Luc, vs. St. Bonaventure (12/11/22)
Minutes Played:	44, Daniss Jenkins, at Manhattan (1/20/23)	44, Ant Nelson, at Manhattan (1/20/23)

Team Superlatives	IONA HIGH	IONA LOW	OPPONENT HIGH	OPPONENT LOW
Points	93, 2x (vs. Marist)	53, at Siena	86, vs. Santa Clara	50, 2x (vs. Vermont)
Points (1st Half)	48, vs. Mount St. Mary's	28, 3x (at Fairfield)	45, vs. Quinnipiac	16, vs. Niagara
Points (2nd Half)	54, vs. Seattle	17, at Siena	50, vs. SMU	22, vs. Vermont
Victory Margin	33, vs. Siena	2, at Rider	23, at Quinnipiac	3, vs. Rider
Field Goals Made	36, 2x (vs. Marist)	19, at Quinnipiac	33, 2x (at Rider)	16, at Saint Peter's
Field Goals Att.	79, at Manhattan	42, at Saint Peter's	69, 2x (at Manhattan)	48, vs. Princeton
Field Goal Pct.	64.7%, at Canisius	29.7%, at Quinnipiac	60.0%, vs. SMU	27.6%, at Saint Peter's
First Half FG%	60.7%, 2x (at Niagara)	26.7%, at Quinnipiac	58.3%, at New Mexico	25.0%, vs. Siena
Second Half FG%	69.6%, at Canisius	27.3%, at Siena	74.1%, at Rider	22.2%, 2x (vs. Quinnipiac)
3-Pt FG Made	13, vs. SMU	2, at Fairfield	14, at Hofstra	2, 3x (at Fairfield)
3-Pt FG Attempted	26, at Quinnipiac	13, at Siena	30, vs. Siena	11, vs. Niagara
3-Pt FG%	59.1%, vs. SMU	12.5%, 2x (at Fairfield)	50.0%, vs. Santa Clara	10.0%, at Fairfield
Free Throws Made	25, vs. Siena	5, at Marist	32, vs. Seattle	4, 3x (at Niagara)
Free Throws Att.	34, vs. Siena	8, at Marist	45, vs. Seattle	7, vs. Mount St. Mary's
Free Throw %	93.3%, vs. Marist	53.3%, vs. Mt. St. Mary's-M	89.7%, vs. Santa Clara	40.0%, at Niagara
Offensive Rebounds	21, at Manhattan	4, vs. Santa Clara	22, vs. Saint Louis	4, 2x (at Mount St. Mary's)
Defensive Rebounds	33, vs. Seattle	13, vs. SMU	34, at Siena	11, vs. Niagara-M
Rebounds	48, at Manhattan	20, vs. Santa Clara	47, 2x (vs. Quinnipiac)	22, 2x (at Mount St. Mary's)
Assists	26, vs. Marist	5, at Quinnipiac	19, 3x (at New Mexico)	5, at Saint Peter's
Turnovers	19, vs. St. Bonaventure	5, vs. Penn	21, 2x (vs. SMU)	7, 3x (at Rider)
Steals	13, vs. Siena	3, 2x (at Saint Peter's)	13, vs. St. Bonaventure	2, 3x (at Quinnipiac)
Blocked Shots	13, vs. Saint Louis	0, 2x (vs. Pepperdine)	8, vs. Penn	0, 4x (vs. Marist-M)
Possessions	79, vs. Seattle	58, at Saint Peter's	79, vs. Seattle	58, at Saint Peter's
Double Digit Scorers	5, 4x (at Rider)	2, 2x (vs. Marist-M)	5, 3x (at Manhattan)	1, 4x (vs. Mt. St. Mary's-M)

MAAC QUARTERFINAL... (IONA 74, MOUNT ST. MARY'S 54 • MAR. 8, 2023)



Official Basketball Box Score - Final
Mount St. Mary's at Iona
 03/08/23 Jim Whelan Boardwalk Hall, Atlantic City, NJ
 2022-23 Men's Basketball

Game Time: 7:00 PM
 Game Duration: 1:54

Officials:

Mount St. Mary's - 54

Record: 13-20

NO.	Name	F	Min	FG			3P			FT			Rebounds			Fouls		TP	AS	TO	ST	Blocks		+/-
				M-A	M-A	M-A	OR	DR	TOT	PF	FD	BS	BA											
12	Jedy Cordilia	F	19:27	0-2	0-1	2-2	1	1	2	5	2	2	0	2	1	0	2	1	0	0	0	0	-4	
42	Malik Jefferson	F	15:06	1-3	0-0	0-0	0	2	2	1	0	2	1	2	0	0	0	0	0	0	0	0	-9	
1	Dakota Lefew	G	33:07	3-11	1-3	1-2	0	7	7	2	1	8	0	3	3	0	0	0	0	0	0	-13		
2	Deandre Thomas	G	30:01	2-6	1-5	0-0	1	1	2	3	1	5	1	2	0	0	0	0	0	0	0	-29		
5	Jalen Benjamin	G	36:34	11-22	1-7	4-5	0	1	1	2	3	27	3	2	1	0	1	0	1	0	1	-15		
11	George Tinsley		30:32	2-6	1-4	0-0	1	3	4	0	2	5	0	0	0	0	0	0	0	0	0	-14		
45	Xavier Lipscomb		11:47	1-2	1-1	0-0	0	2	2	0	0	3	0	0	0	0	0	0	0	0	0	-4		
4	Dola Adebayo		09:21	1-2	0-0	0-0	0	3	3	1	0	2	0	1	0	0	0	0	0	0	0	-9		
24	Frantisek Barton		12:11	0-0	0-0	0-0	2	2	4	2	1	0	0	0	0	0	0	1	0	0	0	-7		
13	Justin Gielen		00:57	0-0	0-0	0-0	0	0	0	0	0	0	0	1	0	0	0	0	0	0	0	2		
35	Winston Moore		00:57	0-1	0-1	0-0	0	0	0	0	0	0	0	0	0	0	0	0	0	0	0	2		
Team							3	0	3			0		1										
Totals				21-55	5-22	7-9	8	22	30	16	10	54	6	13	5	1	1	1	1	1	1	1	-20	

Shooting By Period		
1 st FG%	11-28	39.3%
3PT%	4-12	33.3%
FT%	2-4	50%
2 nd FG%	10-27	37.0%
3PT%	1-10	10.0%
FT%	5-5	100%
GM FG%	21-55	38.2%
3PT%	5-22	22.7%
FT%	7-9	77.8%

Dead Ball Rebounds: 3, 0

Technical Fouls::NONE

Iona - 74

Record: 25-7

NO.	Name	F	Min	FG			3P			FT			Rebounds			Fouls		TP	AS	TO	ST	Blocks		+/-
				M-A	M-A	M-A	OR	DR	TOT	PF	FD	BS	BA											
0	Berrick JeanLouis	F	31:16	3-13	0-6	0-0	3	2	5	3	1	6	6	2	1	0	0	0	0	0	0	0	20	
13	Nelly Joseph	F	35:10	3-7	0-0	4-9	6	5	11	3	5	10	1	0	0	0	0	0	0	0	0	0	22	
55	Osborn Shema	F	29:13	6-10	2-4	3-4	2	3	5	0	2	17	1	3	0	0	0	0	0	0	0	0	23	
1	Walter Clayton Jr.	G	33:13	9-14	3-4	0-0	2	9	11	3	3	21	1	0	2	1	0	2	1	0	0	24		
5	Daniss Jenkins	G	33:25	6-13	2-4	1-2	1	3	4	0	5	15	7	3	3	0	1	0	1	0	1	24		
12	Anton Brookshire		12:25	1-2	1-2	0-0	0	0	0	0	0	3	0	0	0	0	0	0	0	0	0	0	-6	
23	Michael Jefferson		09:50	1-2	0-0	0-0	0	0	0	0	0	2	0	0	0	0	0	0	0	0	0	-1		
33	Silas Sunday		04:50	0-1	0-0	0-0	2	0	2	1	0	0	1	1	0	0	0	0	0	0	0	-2		
4	Parker Weiss		08:44	0-2	0-1	0-0	0	0	0	0	0	0	0	0	0	0	0	0	0	0	0	0		
2	Sadiku Ibine Ayo		00:57	0-0	0-0	0-0	0	0	0	0	0	0	0	0	0	0	0	0	0	0	0	-2		
44	James Carey		00:57	0-0	0-0	0-0	0	0	0	0	0	0	0	0	0	0	0	0	0	0	0	-2		
Team							1	3	4			0		1										
Totals				29-64	8-21	8-15	17	25	42	10	16	74	17	10	6	1	1	1	1	1	1	1	20	

Shooting By Period		
1 st FG%	11-33	33.3%
3PT%	5-11	45.5%
FT%	6-8	75%
2 nd FG%	18-31	58.1%
3PT%	3-10	30.0%
FT%	2-7	28.6%
GM FG%	29-64	45.3%
3PT%	8-21	38.1%
FT%	8-15	53.3%

Dead Ball Rebounds: 3, 0

Technical Fouls::NONE

	MOUNT	IONA
Biggest lead	3 (1 st 19:00)	22 (2 nd 1:11)
Best Scoring Run	5 (1 st 5:00)	10 (1 st 13:08)
Lead Changes	1	
Times Tied	2	
Time with Lead	02:52	35:27

Points from	MOUNT	IONA
Turnovers	8	13
Paint	28	32
Second Chance	8	16
Fast Breaks	2	12
Bench	10	5

Period by Period Scoring			
	1st	2nd	TOT
MOUNT	28	26	54
IONA	33	41	74

IONA PERFORMERS

- Walter Clayton Jr. posted a 21-point, 11-rebound double-double, his second of the season. Fresh off a MAAC Player of the Year honor earlier in the day, he exploded for 18-points in the second half alone. After a 1-for-3 shooting effort in the first half, Clayton was 8-for-11 in the final 20 minutes. He added an assist, two steals and a block.
- Osborn Shema posted a career-high 17 points, scoring nine in the second half. He added five boards and an assist in 29 minutes.
- Daniss Jenkins stuffed the stat sheet with 15 points, seven assists, four rebounds and three steals in an all-around effort.
- Nelly Junior Joseph had a 10-point, 11=rebound double-double.
- Berrick JeanLouis netted six points, six assists and five rebounds in the win.

THE OPPONENT

- Mount's Jalen Benjamin earned all 27 points he scored, hitting tough shot after tough shot as he accounted for 16 of his team's 26 second half tallies.
- Dakota Lefew scored eight points and had a team-best seven rebounds.

TEAM STATISTICS

- Iona rebounded from a 33.3% first half shooting effort to post a 58.1% in the second frame and a 45.3% number for the game. Mount St. Mary's shot 38.2% for the contest, and discounting Benjamin's 11-for-22 performance, the rest of the team was 10-for-32 (30.3%).
- The Gaels dominated the boards 42-30, and posted 17 offensive rebounds for a 16-8 second chance point advantage.
- Iona had 17 assists and 10 turnovers, its 17th contest of the year with 10 or less giveaways. Mount posted six assists and 13 turnovers.

NOTABLE NUGGETS

- Iona advances to the semifinal round of the MAAC Championship for a league-record 26th time in the 42-year history of the event. It is also the 11th time in the last 12 completed tournaments.
- The Gaels' 12 straight wins is the fourth longest active streak in NCAA Division I behind Oral Roberts (17), Toledo (15) and Vermont (14).
- Iona improved to 7-1 all-time vs. the No. 8 team when holding the top seed.
- The program earned its 25th win of the season, the eighth time in history it accomplished the feat. It is the Gaels' second straight season earning 25 wins, just the second time it has occurred in back-to-back seasons (2010-11, 2011-12).

MAAC SEMIFINAL... (IONA 71, NIAGARA 59 • MAR. 10, 2023)



Official Basketball Box Score - Final

Niagara at Iona

03/10/23 Jim Whelan Boardwalk Hall, Atlantic City
2022-23 Men's Basketball

Game Time: 6:00 PM

Game Duration: 2:03

Officials: Matt Potter, Tom Morrissey, Brian Zink

Niagara - 59

Record: 16-15

NO.	Name	Min	FG			Rebounds			Fouls		TP	AS	TO	ST	Blocks		+/-
			M-A	M-A	M-A	OR	DR	TOT	PF	FD					BS	BA	
22	Sam Iorio	F 26:28	3-6	0-1	0-0	2	0	2	4	0	6	3	3	0	0	0	-6
4	Braxton Bayless	G 27:00	3-8	0-2	3-3	0	4	4	3	5	9	3	1	2	0	1	-1
11	Aaron Gray	G 36:37	7-11	2-3	2-4	2	0	2	1	4	18	2	1	1	0	1	-14
14	David Mitchell	G 40:00	0-4	0-1	0-0	4	3	7	4	0	0	1	3	1	0	0	-12
21	Noah Thomasson	G 40:00	5-14	2-6	3-4	2	2	4	2	4	15	3	3	3	0	1	-12
55	Harlan Obioha	13:32	3-3	0-0	0-1	2	0	2	4	1	6	0	0	0	2	0	-6
25	Joe Kasperzyk	11:43	2-5	1-3	0-0	0	0	0	1	0	5	0	1	1	0	0	-1
2	Lance Erving	04:40	0-1	0-0	0-0	0	0	0	0	0	0	0	0	0	0	0	-8
Team						0	2	2			0		3				
Totals			23-52	5-16	8-12	12	11	23	19	14	59	12	15	8	2	3	-12

Shooting By Period		
1 st	FG%	14-28 50.0%
	3PT%	4-9 44.4%
	FT%	3-4 75%
2 nd	FG%	9-24 37.5%
	3PT%	1-7 14.3%
	FT%	5-8 62.5%
GM	FG%	23-52 44.2%
	3PT%	5-16 31.3%
	FT%	8-12 66.7%

Dead Ball Rebounds: 4, 0

Technical Fouls::NONE

Iona - 71

Record: 26-7

NO.	Name	Min	FG			Rebounds			Fouls		TP	AS	TO	ST	Blocks		+/-
			M-A	M-A	M-A	OR	DR	TOT	PF	FD					BS	BA	
0	Berrick JeanLouis	F 28:49	1-5	0-3	1-1	0	2	2	4	2	3	2	0	1	1	0	6
13	Nelly Joseph	F 38:15	7-11	0-0	2-3	4	2	6	2	3	16	1	2	0	1	1	15
55	Osborn Shema	F 31:17	3-6	2-4	0-0	1	5	6	2	1	8	1	1	0	0	0	13
1	Walter Clayton Jr.	G 36:06	6-8	2-3	8-8	2	4	6	1	6	22	3	5	2	1	0	9
5	Daniss Jenkins	G 38:47	4-11	1-4	5-6	1	3	4	2	4	14	2	2	1	0	1	12
2	Sadiku Ibine Ayo	11:11	2-3	1-2	3-3	2	0	2	2	3	8	0	1	0	0	0	6
12	Anton Brookshire	05:07	0-0	0-0	0-0	0	0	0	0	0	0	0	0	0	0	0	3
23	Michael Jefferson	08:43	0-1	0-1	0-0	0	0	0	0	0	0	0	0	2	0	0	-1
33	Silas Sunday	01:45	0-0	0-0	0-0	0	0	0	1	0	0	1	1	0	0	0	-3
Team						1	1	2			0		2				
Totals			23-45	6-17	19-21	11	17	28	14	19	71	10	14	6	3	2	12

Shooting By Period		
1 st	FG%	12-21 57.1%
	3PT%	4-10 40.0%
	FT%	7-8 87.5%
2 nd	FG%	11-24 45.8%
	3PT%	2-7 28.6%
	FT%	12-13 92.3%
GM	FG%	23-45 51.1%
	3PT%	6-17 35.3%
	FT%	19-21 90.5%

Dead Ball Rebounds: 2, 0

Technical Fouls::NONE

	NIA	ION
Biggest lead	6 (2 nd 17:33)	12 (2 nd 0:22)
Best Scoring Run	6(2 nd 17:33)	7(1 st 4:50)
Lead Changes	13	
Times Tied	8	
Time with Lead	20:49	13:49

	NIA	ION
Points from		
Turnovers	11	21
Paint	34	26
Second Chance	16	9
Fast Breaks	7	9
Bench	11	8

	Period by Period Scoring		
	1st	2nd	TOT
NIA	35	24	59
ION	35	36	71

IONA PERFORMERS

- Walter Clayton Jr. had a game-high 22 points to go along with six rebounds, three assists and two steals.
- Nelly Junior Joseph scored 14 of his 16 points and all six rebounds in the second half, shooting 7-for-11 from the field and 2-for-3 from the charity stripe.
- Daniss Jenkins had 14 points and four rebounds.
- Osborn Shema posted eight points and six rebounds.
- Sadiku Ibine Ayo scored eight points off the bench, including a dagger three-pointer from the top of the key with 5:42 remaining to give the Gaels an eight-point lead. It was the first time in the game either team had led by more than two possessions.
- Berrick JeanLouis scored three-points but was instrumental in holding the MAAC's leading scorer Noah Thomasson under his season average.

THE OPPONENT

- Niagara's Aaron Gray led his squad with 18 points, shooting 7-for-11 from the field. He scored his team's last seven points, in last ditch comeback effort in the final four minutes.
- Thomasson scored 15 points. After 10 points on 4-of-7 shooting in the first half, he was held to a 1-for-7 effort in the final 20 minutes.
- Braxton Bayless chipped in nine points in the loss.

TEAM STATISTICS

- Iona shot Niagara 51.1%-44.2%. The Gaels held the Purple Eagles to 37.5% in the second half.
- The Maroon & Gold held a final rebounding edge of 28-23. Niagara had 12 offensive rebounds converted into 16 points. The Gaels had 11 offensive boards and nine second chance points. The second chance point margin was 16-2 in favor of the Purple Eagles at one point.
- Iona had 10 assists and 14 turnovers, just the fifth time this season with a negative assist-to-turnover ratio. Niagara had 12 assists and 15 turnovers.

NOTABLE NUGGETS

- Iona's 20th championship game appearance is 11 more than Manhattan, Fairfield and Siena who are tied for second place with nine.
- The program improved to 20-6 in the semifinal round.
- The Gaels seek a 14th MAAC tournament title.

MAAC FINAL... (IONA 76, MARIST 55 • MAR. 11, 2023)



Official Basketball Box Score - Final

Marist at Iona

03/11/23 Jim Whelan Boardwalk Hall, Atlantic City
2022-23 Men's Basketball

Game Time: 7:30 PM
Game Duration: 2:10
Attendance: 3,892

Officials: Tony Chiazza, Matt Potter, Mike Nardone

Marist - 55

Record: 13-20

NO.	Name	Min	FG			Rebounds			Fouls		TP	AS	TO	ST	Blocks		+/-
			M-A	3P-M-A	FT-M-A	OR	DR	TOT	PF	FD					BS	BA	
23	Javon Cooley	F 23:18	0-2	0-1	0-0	2	1	3	1	0	0	0	0	0	0	1	-19
0	Stephane Ingo	C 11:17	2-4	0-0	2-2	3	1	4	2	1	6	0	1	1	0	1	-10
33	Patrick Gardner	C 31:54	9-19	3-6	2-2	1	6	7	2	4	23	2	5	1	0	2	-22
2	Noah Harris	G 28:19	0-6	0-4	0-0	0	0	0	3	0	0	1	3	0	0	1	-13
5	Isaiah Brickner	G 24:59	1-8	0-2	0-0	0	2	2	4	2	2	1	2	1	0	1	-19
11	Jaden Daughtry	23:46	1-5	0-3	6-8	1	4	5	2	6	8	2	1	0	0	0	-10
24	Kam Farris	26:20	3-7	2-4	4-5	0	2	2	2	3	12	1	2	0	0	0	-12
1	Rollin Belton	03:54	0-0	0-0	0-0	0	0	0	1	0	0	0	0	0	0	0	-1
10	Trace Salton	16:42	1-2	0-0	0-0	0	2	2	1	0	2	0	1	0	0	0	-2
21	Tyler Saint-Furcy	09:31	1-1	0-0	0-0	1	0	1	1	0	2	1	1	0	0	0	3
Team						2	6	8		0		2					
Totals			18-54	5-20	14-17	10	24	34	19	16	55	8	18	3	0	6	-21

Shooting By Period		
1st FG%	9-28	32.1%
3PT%	2-12	16.7%
FT%	6-6	100%
2nd FG%	9-26	34.6%
3PT%	3-8	37.5%
FT%	8-11	72.7%
GM FG%	18-54	33.3%
3PT%	5-20	25.0%
FT%	14-17	82.4%

Dead Ball Rebounds: 3, 0

Technical Fouls: NONE

Iona - 76

Record: 27-7

NO.	Name	Min	FG			Rebounds			Fouls		TP	AS	TO	ST	Blocks		+/-
			M-A	3P-M-A	FT-M-A	OR	DR	TOT	PF	FD					BS	BA	
0	Berrick JeanLouis	F 32:36	3-8	1-4	1-2	4	2	6	2	1	8	0	0	2	1	0	27
13	Nelly Joseph	F 38:30	2-3	0-0	5-8	5	6	11	2	8	9	3	3	2	4	0	22
55	Osborn Shema	F 26:03	3-5	0-2	0-0	1	2	3	3	2	6	0	2	1	0	0	23
1	Walter Clayton Jr.	G 36:54	5-20	1-5	6-6	1	5	6	1	4	17	4	1	1	1	0	21
5	Daniss Jenkins	G 32:12	8-18	6-9	5-6	1	4	5	4	4	27	2	4	2	0	0	21
23	Michael Jefferson	15:05	0-0	0-0	0-0	0	2	2	1	0	0	0	0	0	0	0	-1
12	Anton Brookshire	10:54	1-3	0-2	0-0	0	1	1	1	0	2	1	1	1	0	0	0
2	Sadiku Ibine Ayo	07:24	2-2	1-1	0-0	0	0	0	2	0	5	0	0	0	0	0	-6
33	Silas Sunday	00:22	0-0	0-0	0-0	0	0	0	0	0	0	0	0	0	0	0	-2
Team						0	4	4		2		0					
Totals			25-60	9-23	17-22	12	26	38	16	19	76	10	11	9	6	0	21

Shooting By Period		
1st FG%	14-34	41.2%
3PT%	4-13	30.8%
FT%	3-6	50%
2nd FG%	11-26	42.3%
3PT%	5-10	50.0%
FT%	14-16	87.5%
GM FG%	25-60	41.7%
3PT%	9-23	39.1%
FT%	17-22	77.3%

Dead Ball Rebounds: 4, 0

Technical Fouls: NONE

	MAR	ION
Biggest lead	0 (1st 20:00)	21 (2nd 0:16)
Best Scoring Run	6 (1st 5:13)	11 (2nd 2:30)
Lead Changes	0	
Times Tied	2	
Time with Lead	00:00	37:47

Points from	MAR	ION
Turnovers	12	23
Paint	22	32
Second Chance	11	11
Fast Breaks	4	11
Bench	24	7

	Period by Period Scoring		
	1st	2nd	TOT
MAR	26	29	55
ION	35	41	76

IONA PERFORMERS

- Daniss Jenkins was named the MAAC Championship's most outstanding performer, capping off a stellar tournament with a 27-point, five rebound, two-assist effort. He shot 8-for-18 from the field, draining a career-best six three pointers to lead the Gaels.
- Fellow All-Tournament Team member Walter Clayton Jr. posted 17 points, adding six rebounds and four assists.
- Iona's third All-Tourney member was Nelly Junior Joseph, whose nine point, 11-rebound performance was critical in the Gaels' second half success. He added three assists, four blocks and two steals.
- Berrick JeanLouis had eight points and six boards and Osborn Shema had six points and three rebounds in the win.

THE OPPONENT

- Marist's Patrick Gardner led with 23 points on 9-of-19 shooting and three three-point field goals. He also posted a team best seven rebounds and two assists.
- Kam Farris chipped in 12 points in the loss.

TEAM STATISTICS

- A defensive battle throughout, the Gaels out shot Marist 40.7%-33.3%.
- Iona also earned a 38-34 rebounding advantage with second chance points knotted at 10-10.
- The Gaels had 10 assists and 11 turnovers while Marist posted eight assists and 18 turnovers. Iona held a 23-12 advantage in points off giveaways.

NOTABLE NUGGETS

- The 2022-23 Iona Gaels have won 14 straight games, dating back to January 27, and has compiled 27 total wins on the season. The 14 straight wins is the third longest winning streak in program history behind 15 in 1997-98 and 17 in 1979-80. The 27 overall wins matches the second highest single-season total from 1997-98 and stands two behind the school record 29 in 1979-80.
- The victory clinched the program's second title in three years under head coach Rick Pitino and seventh over the last 11 years since 2013.
- Joining Jenkins, Clayton Jr. and Junior Joseph on the All-Tournament teams were Marist's Isaiah Brickner and Patrick Gardner, Niagara's Noah Thomasson and Saint Peter's Jaylen Murray.

IONA IN THE NCAA TOURNAMENT SINCE 2010

2012

Iona College 72 • 25-8

#	Player	Total		3-Ptr		Rebounds			PF	TP	A	TO	Blk	Stl	Min
		FG-FGA	FG-FTA	FT-FTA	Off	Def	Tot								
01	Glover, Mike	f	6-13	0-0	0-2	3	6	9	5	12	1	3	2	1	34
23	Dezouvre, Randy	f	4-7	0-0	1-3	0	1	1	5	9	1	2	1	1	26
02	Jones, Lamont	g	3-14	0-6	0-0	1	6	7	1	6	0	2	0	3	32
03	Machado, Scott	g	6-9	1-4	2-2	0	2	2	2	15	10	5	0	2	37
22	Armand, Sean	g	4-8	2-6	0-0	0	2	2	2	10	2	3	0	0	27
00	Ridley, Taaj	g	0-1	0-0	0-0	0	1	1	2	0	0	1	0	0	7
04	James, Ra'Shad	g	3-6	0-1	1-1	2	3	5	1	7	2	0	0	0	10
10	Jenkins, Jermel	g	5-10	3-7	0-0	0	4	4	0	13	2	1	0	2	21
33	Smyth, Kyle	g	0-2	0-1	0-0	0	1	1	1	0	1	0	0	1	6
Team						2	2	4							
Totals			31-70	6-25	4-8	8	28	36	19	72	19	18	3	10	200

FG % 1st Half: 24-41 58.5% 2nd half: 7-29 24.1% Game: 31-70 44.3% Deadball Rebounds 2
 3FG % 1st Half: 5-10 50.0% 2nd half: 1-15 6.7% Game: 6-25 24.0%
 FT % 1st Half: 2-4 50.0% 2nd half: 2-4 50.0% Game: 4-8 50.0%

Brigham Young 78 • 26-8

#	Player	Total		3-Ptr		Rebounds			PF	TP	A	TO	Blk	Stl	Min
		FG-FGA	FG-FTA	FT-FTA	Off	Def	Tot								
00	Davies, Brandon	f	8-14	0-0	2-5	3	12	15	3	18	2	7	2	3	35
01	Abouo, Charles	f	1-5	0-1	0-0	1	1	2	1	2	2	0	1	1	14
10	Carlino, Matt	g	2-7	0-3	2-2	0	1	1	1	6	2	5	0	1	20
13	Zylstra, Brock	g	2-5	1-3	1-3	2	2	4	1	6	3	1	1	0	27
34	Hartssock, Noah	g	10-14	1-2	2-2	2	3	5	2	23	1	2	2	1	38
02	Cusick, Craig	g	0-4	0-2	0-1	0	5	5	2	0	8	1	0	2	26
20	Winder, Anson	g	2-5	2-3	2-4	0	2	2	1	8	1	1	0	0	15
24	Harrison, Damarcus	g	4-6	2-4	2-3	0	3	3	3	12	1	2	0	1	21
33	Austin, Nate	g	1-2	1-2	0-0	1	1	2	0	3	1	1	1	0	4
Team						1	3	4							
Totals			30-62	7-20	11-20	10	33	43	14	78	21	20	7	9	200

FG % 1st Half: 17-37 45.9% 2nd half: 13-25 52.0% Game: 30-62 48.4% Deadball Rebounds 3
 3FG % 1st Half: 4-13 30.8% 2nd half: 3-7 42.9% Game: 7-20 35.0%
 FT % 1st Half: 2-6 33.3% 2nd half: 9-14 64.3% Game: 11-20 55.0%

Officials: John Higgins, Mike Kitts, Sean Corbin
 Technical fouls: Iona College-None, Brigham Young-None.
 Attendance: 8310
 2012 NCAA Division I Men's Basketball Championship
 First Round - West Region

Score by periods	1st	2nd	Total
Iona College	55	17	72
Brigham Young	40	38	78

Last FG - ION 2nd-00:14, BYU 2nd-00:23.
 Largest lead - ION by 25 1st-06:12, BYU by 6 2nd-00:23.
 ION led for 35:38, BYU led for 02:25. Game was tied for 01:57.

Points	In	Off	2nd	Fast	Bench
ION	Paint	T/O	Chanc	Break	
41	19	7	33	20	20
30	22	10	24	23	

Score tied - 2 times.
 Lead changed - 1 time.

2013

Iona College 70 • 20-14

#	Player	Total		3-Ptr		Rebounds			PF	TP	A	TO	Blk	Stl	Min
		FG-FGA	FG-FTA	FT-FTA	Off	Def	Tot								
00	Ridley, Taaj	f	2-6	0-2	4-4	3	5	8	4	8	0	4	0	0	26
13	Laury, David	f	6-10	0-0	2-2	2	6	8	5	14	5	6	0	1	32
02	Jones, Lamont	g	3-14	1-8	2-2	0	0	1	9	0	4	0	0	0	26
03	Sledge, Tavon	g	6-13	1-3	7-8	0	3	3	1	20	2	0	1	0	38
22	Armand, Sean	g	5-17	4-12	3-4	1	5	6	3	17	4	2	0	3	35
01	Anderson, DeSean	g	0-0	0-0	0-0	0	1	1	0	1	1	0	0	0	3
04	Boateng, Spencer	g	0-0	0-0	0-0	0	0	0	0	0	0	0	0	0	1
10	Gomez, DaShawn	g	0-1	0-1	0-0	0	1	1	1	0	0	0	0	0	4
23	Bowman, Tre	g	1-3	0-2	0-0	2	1	3	1	2	0	2	0	0	24
32	Mokobu, Nyandigisi	g	0-1	0-0	0-1	1	1	2	1	0	1	0	1	0	7
33	Dennis, Curtis	g	0-0	0-0	0-0	0	0	0	0	0	0	0	0	0	4
Team						5	3	8							
Totals			23-65	6-28	18-21	14	26	40	18	70	13	19	2	4	200

FG % 1st Half: 12-33 36.4% 2nd half: 11-32 34.4% Game: 23-65 35.4% Deadball Rebounds 2
 3FG % 1st Half: 3-12 25.0% 2nd half: 3-16 18.8% Game: 6-28 21.4%
 FT % 1st Half: 6-7 85.7% 2nd half: 12-14 85.7% Game: 18-21 85.7%

Ohio State 95 • 27-7

#	Player	Total		3-Ptr		Rebounds			PF	TP	A	TO	Blk	Stl	Min
		FG-FGA	FG-FTA	FT-FTA	Off	Def	Tot								
01	Thomas, Deshaun	f	8-12	3-3	5-6	1	2	3	0	24	2	0	0	0	30
12	Thompson, Sam	f	6-10	0-1	8-8	3	7	10	2	20	2	2	1	1	27
23	Williams, Amir	g	1-2	0-0	0-0	0	2	2	2	0	0	2	0	0	14
04	Craft, Aaron	c	2-8	0-1	0-0	0	1	1	4	7	2	0	6	2	17
32	Smith Jr., Lenzelle	g	5-10	2-4	0-0	2	1	3	1	12	1	1	0	0	25
03	Scott, Shannon	g	3-6	1-1	0-0	1	6	7	3	7	10	2	1	0	25
10	Ross, LaQuinton	g	2-9	1-4	2-4	3	5	8	2	7	1	2	0	0	20
14	Rogers, Alex	g	0-1	0-0	0-0	0	0	0	1	0	1	0	0	0	3
30	Ravenel, Evan	g	5-7	0-0	1-1	0	4	4	3	11	0	1	3	1	13
33	Della Valle, Amedeo	g	0-2	0-1	2-2	0	1	1	0	2	1	0	0	0	6
34	Lorbach, Jake	g	0-0	0-0	1-2	0	1	1	0	1	0	0	0	0	2
55	McDonald, Trey	g	2-4	0-0	1-2	1	0	1	2	5	0	0	0	0	8
Team						2	1	3							
Totals			34-71	7-15	20-25	13	31	44	17	95	25	10	7	8	200

FG % 1st Half: 16-32 50.0% 2nd half: 18-39 46.2% Game: 34-71 47.9% Deadball Rebounds 3
 3FG % 1st Half: 3-4 75.0% 2nd half: 4-11 36.4% Game: 7-15 46.7%
 FT % 1st Half: 8-10 80.0% 2nd half: 12-15 80.0% Game: 20-25 80.0%

Officials: Scott Thornley, Kevin Brill, Randy Heimerman
 Technical fouls: Iona College-None, Ohio State-None.
 Attendance: 12495
 2013 NCAA Men's Division I Basketball Championship
 Second Round - West Region

Score by periods	1st	2nd	Total
Iona College	33	37	70
Ohio State	43	52	95

Last FG - ION 2nd-00:46, OSU 2nd-02:12.
 Largest lead - ION by 4 1st-19:02, OSU by 30 2nd-04:32.
 ION led for 02:42, OSU led for 37:00. Game was tied for 00:18.

Points	In	Off	2nd	Fast	Bench
ION	Paint	T/O	Chanc	Break	
28	9	8	11	2	2
48	29	12	34	33	

Score tied - 0 times.
 Lead changed - 3 times.

2016

Iona College 81 • 22-11

#	Player	Total		3-Ptr		Rebounds			PF	TP	A	TO	Blk	Stl	Min
		FG-FGA	FG-FTA	FT-FTA	Off	Def	Tot								
23	Washington, Jordan	f	10-17	0-0	6-9	5	7	12	4	26	0	1	1	0	27
01	Williams, Isaiiah	g	4-8	1-4	0-0	0	4	4	4	9	2	0	1	1	28
03	Muhammad, Ibn	g	0-1	0-1	0-0	0	2	2	2	0	0	1	0	1	28
05	English, A.J.	g	10-19	2-8	6-9	1	6	7	2	28	6	7	0	3	39
15	Much, Deyshonee	g	3-11	3-8	0-0	1	1	2	5	9	4	1	1	0	38
00	McGill, Rickey	g	0-1	0-1	0-0	0	0	0	1	0	0	0	0	0	10
13	Proctor, Jahaad	g	0-0	0-0	0-0	0	0	0	0	0	0	1	0	1	4
22	Bessick, Taylor	g	0-0	0-0	0-0	0	1	1	1	0	0	0	0	1	4
24	Nwokeabia, Benjamin	g	1-1	1-1	0-0	0	0	0	0	3	0	0	0	0	0+
25	Rountree, Aaron	g	3-6	0-1	0-0	0	7	7	1	6	0	2	0	0	25
32	Hines, Ryden	g	0-0	0-0	0-0	0	0	0	0	0	0	0	0	0	0+
33	Westrop, Saren	g	0-0	0-0	0-0	0	0	0	0	0	0	0	0	0	0+
Team						2	0	2							
Totals			31-64	7-24	12-18	9	28	37	20	81	12	13	3	6	200

FG % 1st Half: 13-33 39.4% 2nd half: 18-31 58.1% Game: 31-64 48.4% Deadball Rebounds 2
 3FG % 1st Half: 2-13 15.4% 2nd half: 5-11 45.5% Game: 7-24 29.2%
 FT % 1st Half: 5-6 83.3% 2nd half: 7-12 58.3% Game: 12-18 66.7%

Iowa State 94 • 22-11

#	Player	Total		3-Ptr		Rebounds			PF	TP	A	TO	Blk	Stl	Min
		FG-FGA	FG-FTA	FT-FTA	Off	Def	Tot								
01	McKay, Jameel	f	4-6	0-0	3-5	3	6	9							

IONA IN THE NCAA TOURNAMENT SINCE 2010

2018

Iona College 67 • 20-14

#	Player	Total		3-Ptr		Rebounds			PF	TP	A	TO	Blk	Stl	Min
		FG-FGA	FG-FGA	FT-FTA	Off	Def	Tot								
02	Crawford, E.J.	f	0-6	0-5	2-2	0	2	2	1	2	0	1	0	0	24
13	Edogi, TK	f	5-8	0-0	1-2	5	4	9	2	11	1	0	1	1	27
00	McGill, Rickey	g	3-7	1-3	3-4	1	1	2	2	10	5	3	0	0	35
01	Lewis, Zach	g	4-9	2-4	0-0	0	3	3	3	10	4	1	0	2	31
04	Casimir, Schadrac	g	3-9	2-6	1-2	0	1	1	1	9	6	2	0	1	31
03	Seafarth, C.J.	g	1-2	0-1	0-0	0	0	0	0	2	0	0	0	0	2
11	Griffin, Roland	g	9-12	0-0	3-4	2	3	5	4	21	0	2	1	1	31
15	Much, Deyshonee	g	0-4	0-3	0-0	0	2	2	1	0	0	1	0	0	6
20	Svandrilk, Jan	g	0-2	0-2	0-0	0	1	1	1	0	0	0	0	0	5
21	Kensmil, Gavin	g	0-0	0-0	0-0	0	2	2	0	0	0	0	0	0	2
44	Williams, Tyrell	g	1-1	0-0	0-0	0	0	0	1	2	0	0	0	0	6
Team						2	0	2							
Totals			26-60	5-24	10-14	10	19	29	16	67	16	10	2	5	200

FG % 1st Half: 14-29 55.2% 2nd half: 10-31 32.3% Game: 26-60 43.3%
 3FG % 1st Half: 4-9 44.4% 2nd half: 1-15 6.7% Game: 5-24 20.8%
 FT % 1st Half: 3-4 75.0% 2nd half: 7-10 70.0% Game: 10-14 71.4%

Duke 89 • 27-7

#	Player	Total		3-Ptr		Rebounds			PF	TP	A	TO	Blk	Stl	Min
		FG-FGA	FG-FGA	FT-FTA	Off	Def	Tot								
34	Carler Jr., Wendell	f	4-9	0-2	1-1	3	5	8	2	9	2	2	1	2	24
35	Bagley III, Marvin	f	10-14	1-1	1-2	4	3	7	2	22	1	2	0	1	32
01	Duval, Trevon	g	7-11	4-5	1-1	0	1	1	2	19	8	4	0	0	31
02	Trent Jr., Gary	g	6-12	4-9	0-0	1	5	6	3	16	1	0	0	0	28
03	Allen, Grayson	g	6-14	4-10	0-1	1	3	4	0	16	9	1	0	1	36
12	DeLaurier, Javin	g	0-0	0-0	0-0	2	1	3	2	0	1	0	0	0	13
14	Goldwire, Jordan	g	0-1	0-1	0-0	0	0	0	0	0	0	0	0	0	5
15	O'Connell, Alex	g	0-2	0-1	0-0	0	0	0	0	0	1	1	0	1	8
20	Bolden, Marques	g	2-2	0-0	1-1	2	0	2	0	5	0	1	0	0	12
30	Vrankovic, Antonio	g	0-0	0-0	0-0	0	0	0	0	0	0	0	0	0	2
41	White, Jack	g	0-0	0-0	0-0	0	3	3	1	0	1	1	1	0	7
50	Robinson, Justin	g	1-2	0-1	0-2	0	3	3	0	2	0	0	0	0	2
Team						1	1	2							
Totals			36-67	13-30	4-8	14	25	39	12	89	24	12	2	5	200

FG % 1st Half: 21-34 61.8% 2nd half: 15-33 45.5% Game: 36-67 53.7%
 3FG % 1st Half: 9-16 56.3% 2nd half: 4-14 28.6% Game: 13-30 43.3%
 FT % 1st Half: 2-2 100.0% 2nd half: 2-6 33.3% Game: 4-8 50.0%

Officials: Chris Rastatter, Courtney Green, Tim Comer
 Technical fouls: Iona College-None, Duke-None.
 Attendance: 18757
 2018 NCAA Tournament First Round

Score by periods	1st	2nd	Total
Iona College	39	28	67
Duke	53	36	89

Points	In	Off	2nd	Fast	Bench
ION	Paint	T/O	Chanc	Break	
ION	30	11	9	21	25
DUKE	46	9	15	20	7

Last FG - ION 2nd-01:42, DUKE 2nd-00:50.
 Largest lead - ION None, DUKE by 28 2nd-04:10.
 ION led for 00:00, DUKE led for 38:49, Game was tied for 01:11.

2021

Iona College 55 • 12-6

#	Player	Total		3-Ptr		Rebounds			PF	TP	A	TO	Blk	Stl	Min
		FG-FGA	FG-FGA	FT-FTA	Off	Def	Tot								
11	Koroma, Dwayne	f	0-1	0-0	0-0	1	2	3	2	0	0	3	0	0	17
23	Jr., Joseph, Nelly	f	3-5	0-0	0-0	0	6	6	3	6	2	2	3	1	33
00	JeanLouis, Berrick	g	3-8	0-2	0-0	3	0	3	3	6	1	2	4	1	26
02	Gist, Asante	g	6-16	2-6	2-2	0	1	1	3	16	2	5	0	1	32
20	Ross, Isaiah	g	8-18	3-10	0-0	0	5	5	1	19	0	3	0	1	35
03	Myers, Ryan	g	2-6	0-2	0-0	0	3	3	1	4	2	0	0	1	17
04	Weiss, Parker	g	0-1	0-1	0-0	0	0	0	1	0	0	0	0	1	10
24	van Eyck, Dylan	g	1-4	0-2	2-3	1	1	2	4	4	1	0	1	1	23
55	Shema, Osborn	g	0-0	0-0	0-0	0	2	2	1	0	0	0	0	0	7
Team						1	0	1							
Totals			23-59	5-23	4-5	6	20	26	19	55	8	15	8	7	200

FG % 1st Half: 13-33 39.4% 2nd half: 10-26 38.5% Game: 23-59 39.0%
 3FG % 1st Half: 4-14 28.6% 2nd half: 1-9 11.1% Game: 5-23 21.7%
 FT % 1st Half: 2-2 100.0% 2nd half: 2-3 66.7% Game: 4-5 80.0%

Alabama 68 • 25-6

#	Player	Total		3-Ptr		Rebounds			PF	TP	A	TO	Blk	Stl	Min
		FG-FGA	FG-FGA	FT-FTA	Off	Def	Tot								
02	Bruner, Jordan	f	0-2	0-1	3-4	2	2	4	1	3	0	0	0	2	12
01	Jones, Herbert	f	8-15	0-2	4-4	3	3	6	1	20	2	5	0	3	39
05	Shackelford, Jaden	g	4-9	1-5	1-2	0	4	4	0	10	2	1	0	1	29
14	Ellis, Keon	g	1-3	0-0	0-0	2	3	5	1	2	3	1	1	1	21
23	Petty Jr., John	g	3-13	1-5	3-8	2	5	7	3	10	1	4	2	1	31
03	Reese, Alex	g	2-2	2-2	0-0	0	4	4	3	6	0	2	0	1	23
04	Gary, Juwan	g	2-2	0-0	2-3	1	3	4	3	6	0	0	0	1	20
13	Quinley, Jahvon	g	5-7	1-1	0-2	0	3	3	4	11	2	1	0	0	21
33	Rojas, James	g	0-0	0-0	0-0	0	0	0	1	0	0	0	0	0	4
Team						3	2	5							
Totals			25-53	5-16	13-23	13	29	42	17	68	10	14	3	10	200

FG % 1st Half: 12-29 41.4% 2nd half: 13-24 54.2% Game: 25-53 47.2%
 3FG % 1st Half: 2-10 20.0% 2nd half: 3-6 50.0% Game: 5-16 31.3%
 FT % 1st Half: 7-11 63.6% 2nd half: 6-12 50.0% Game: 13-23 56.5%

Officials: Bo Boroski, Bill Covington, Todd Austin
 Technical fouls: Iona College-None, Alabama-None.
 Attendance:
 2021 NCAA Tournament - First Round

Score by periods	1st	2nd	Total
Iona College	32	23	55
Alabama	33	35	68

Points	In	Off	2nd	Fast	Bench
ION	Paint	T/O	Chanc	Break	
ION	18	15	10	7	8
BAMA	36	16	12	10	23

Last FG - ION 2nd-02:03, BAMA 2nd-00:38.
 Largest lead - ION by 3 1st-15:23, BAMA by 13 2nd-00:38.
 ION led for 06:16, BAMA led for 32:10, Game was tied for 01:34.

2019

Iona College 73 • 17-16

#	Player	Total		3-Ptr		Rebounds			PF	TP	A	TO	Blk	Stl	Min
		FG-FGA	FG-FGA	FT-FTA	Off	Def	Tot								
02	Crawford, E.J.	f	3-10	1-7	3-4	0	4	4	1	10	2	4	0	0	37
12	Agee, Tajuan	f	3-7	1-3	2-2	0	5	5	5	9	0	2	0	1	17
00	McGill, Rickey	g	8-12	7-9	3-3	0	2	3	26	1	3	1	4	38	
03	Gist, Asante	g	4-12	3-10	6-6	0	3	3	2	17	5	3	0	0	40
05	Perez, Ben	g	0-3	0-3	0-0	0	3	3	2	0	2	0	0	1	31
10	Ristanovic, Andrija	g	4-11	3-9	0-0	1	5	6	1	11	1	0	0	0	27
13	Maxwell, Jahnaathan	g	0-0	0-0	0-0	0	0	0	0	0	0	0	0	0	8
24	Rhem, Malik	g	0-0	0-0	0-0	0	0	0	0	0	0	0	0	0	1
32	Hudson, Payton	g	0-0	0-0	0-0	0	0	0	0	0	0	0	0	0	1
Team						1	2	3							
Totals			22-55	15-41	14-15	2	24	26	14	73	11	12	1	6	200

FG % 1st Half: 14-30 46.7% 2nd half: 8-25 32.0% Game: 22-55 40.0%
 3FG % 1st Half: 10-21 47.6% 2nd half: 5-20 25.0% Game: 15-41 36.6%
 FT % 1st Half: 0-0 0.0% 2nd half: 14-15 93.3% Game: 14-15 93.3%

North Carolina 88 • 28-6

#	Player	Total		3-Ptr		Rebounds			PF	TP	A	TO	Blk	Stl	Min
		FG-FGA	FG-FGA	FT-FTA	Off	Def	Tot								
15	Brooks, Garrison	f	4-8	0-0	2-2	3	5	8	4	10	0	0	0	1	27
32	Maye, Luke	f	6-16	0-3	4-4	4	5	9	4	16	2	2	0	0	29
02	White, Coby	g	4-14	2-8	0-2	0	6	6	2	10	4	1	0	2	31
13	Johnson, Cameron	g	7-13	4-											

CONNECTICUT HUSKIES ROSTER AND STATISTICS

Roster

No.	Name	Cl.	Pos.	Ht.	Wt.	Hometown / High School
2	Tristen Newton	Sr.	G	6-5	190	El Paso, TX / East Carolina
3	Joey Calcaterra	Gr.	G	6-3	180	Novato, CA / San Diego
4	Nahiem Alleyne	Sr.	G	6-4	195	Buford, GA / Virginia Tech
5	Hassan Diarra	Jr.	G	6-2	190	Queens, NY / TX A&M
11	Alex Karaban	R-Fr.	F	6-8	210	Southborough, MA / IMG Academy
13	Richie Springs	R-Jr.	F	6-9	235	Brooklyn, NY / MacDuffie School
20	Andrew Hurley	Jr.	G	6-1	170	Glastonbury, CT / East Catholic HS
21	Adama Sanogo	Jr.	F	6-9	245	Bamako, Mali / The Patrick School
24	Jordan Hawkins	So.	G	6-5	195	Gaithersburg, MD / DeMatha Catholic HS
30	Yarin Hasson	Fr.	F	6-9	205	Gan Yavne, Israel / Gimnasia Realit
32	Donovan Clingan	Fr.	C	7-2	265	Bristol, CT / Bristol Central
33	Apostolos Roumoglou	Fr.	G	6-7	200	Xanthi, Greece / Arion Xanthi Club
35	Samson Johnson	So.	F	6-10	215	Lome, Togo / The Patrick School
40	Andre Johnson Jr.	Fr.	G	6-4	160	Bristol, CT / South Kent School
41	Emmett Hendry	Fr.	G	6-3	155	Brooklyn, NY / Montverde Academy
44	Andre Jackson Jr.	Jr.	G	6-6	210	Amsterdam, NY / Albany Academy

Head Coach:	Dan Hurley (Seton Hall '96), fifth season
Associate Head Coach:	Kimani Young (UTEP '98)
Assistant Coach:	Tom Moore (Boston University '87)
Assistant Coach:	Luke Murray (Fairfield '07)
Director of Operations:	Paul Wettemann III (UConn '18)
Video Coordinator:	Mathew Johnson (Tampa '17)
Player Development:	Mamadou Diarra (UConn '20)

Statistics

No.	Player	Total			3-Point		F-Throw		Rebounds				Other									
		GP-GS	MIN	AVG	FG-FGA	FG%	3FG-3FGA	3FG%	FT-FTA	FT%	OFF	DEF	TOT	AVG	PF	DQ	A	TO	BLK	STL	PTS	AVG
21	SANOGO, Adama	33-33	877:59	26.6	227-382	.594	17-48	.354	82-105	.781	82	158	240	7.3	95	2	42	64	24	27	553	16.8
24	HAWKINS, Jordan	31-31	923:21	29.8	155-383	.405	88-239	.368	102-116	.879	32	89	121	3.9	69	1	42	43	17	24	500	16.1
2	NEWTON, Tristen	33-32	945:38	28.7	91-242	.376	38-105	.362	115-143	.804	39	101	140	4.2	65	0	152	76	9	39	335	10.2
11	KARABAN, Alex	33-32	952:04	28.9	113-236	.479	58-142	.408	35-42	.833	52	91	143	4.3	80	1	59	37	22	18	319	9.7
32	CLINGAN, Donovan	33-0	435:40	13.2	96-148	.649	0-1	.000	42-80	.525	79	110	189	5.7	64	0	14	35	59	14	234	7.1
44	JACKSON JR., Andre	30-25	859:39	28.7	74-177	.418	22-78	.282	30-46	.652	57	133	190	6.3	86	5	128	61	18	31	200	6.7
3	CALCATERRA, Joey	32-0	464:57	14.5	62-144	.431	41-92	.446	19-22	.864	15	42	57	1.8	32	1	42	28	2	18	184	5.8
4	ALLEYNE, Nahiem	33-8	589:10	17.9	57-161	.354	26-86	.302	18-22	.818	11	28	39	1.2	48	0	27	22	2	15	158	4.8
5	DIARRA, Hassan	30-3	424:17	14.1	25-79	.316	7-35	.200	19-37	.514	12	31	43	1.4	43	0	59	36	7	26	76	2.5
35	JOHNSON, Samson	6-1	37:42	6.3	4-8	.500	0-2	.000	3-3	1.000	5	2	7	1.2	5	0	1	2	0	2	11	1.8
13	SPRINGS, Richie	13-0	32:26	2.5	5-8	.625	0-0	.000	3-5	.600	3	7	10	0.8	4	0	3	0	0	0	13	1.0
33	ROUMOGLOU, Apostolos	14-0	21:51	1.6	1-5	.200	0-1	.000	2-2	1.000	1	4	5	0.4	4	0	1	2	0	1	4	0.3
20	HURLEY, Andrew	9-0	12:47	1.4	1-5	.200	0-1	.000	0-0	.000	0	1	1	0.1	0	0	0	1	0	1	2	0.2
40	JOHNSON JR., Andre	7-0	08:09	1.2	0-1	.000	0-1	.000	0-0	.000	0	0	0	0.0	0	0	0	0	0	0	0	0.0
41	HENDRY, Emmett	7-0	06:13	0.9	0-0	.000	0-0	.000	0-0	.000	0	0	0	0.0	0	0	0	0	0	0	0	0.0
30	HASSON, Yarin	7-0	08:08	1.2	0-2	.000	0-1	.000	0-0	.000	1	0	1	0.1	3	0	0	0	1	0	0	0.0
Team											53	47	100									20
Total		33	6600		911-1981	.460	297-832	.357	470-623	.754	442	844	1286	39.0	598	10	570	427	161	216	2589	78.5
Opponents		33	6600		736-1795	.410	163-544	.300	511-694	.736	300	685	985	29.8	573	14	302	438	95	220	2146	65.0

IONA POINTS-REBOUNDS-ASSISTS

Opponent	Date	Score	W	0	1	2	3	4	5	10	11	12	13	23
				JEANLOUIS,	CLAYTON JR	IBINE AYO,	DAVIS,CRUZ	WEISS,PARK	JENKINS,DA	BOATENG,ST	SLAZINSKI,	BROOKSHIRE	JOSEPH,NEL	JEFFERSON,
Penn	11/07/2022	78-50	W	12-4-3	9-4-7	DNP	DNP	0-1-0	19-6-5	DNP	16-5-2	4-1-1	13-10-1	0-3-2
at Hofstra	11/11/2022	78-83	L	11-5-2	9-5-3	DNP	3-1-1	0-1-0	13-2-3	DNP	20-10-4	3-0-1	17-9-1	2-2-2
vs Vermont	11/18/2022	71-50	W	23-5-2	14-7-3	DNP	5-0-0	0-1-0	20-8-3	DNP	DNP	0-2-0	8-5-3	0-0-0
vs Santa Clara	11/26/2022	76-86	L	4-2-4	26-1-0	DNP	8-1-1	0-0-0	16-1-4	DNP	DNP	6-3-0	4-3-1	12-2-1
Niagara	12/02/2022	78-56	W	5-4-1	13-3-0	DNP	2-2-3	0-1-0	31-4-5	DNP	DNP	3-2-1	10-10-0	3-3-1
Canisius	12/04/2022	90-60	W	16-7-3	21-1-4	DNP	7-2-0	2-0-0	10-3-9	DNP	DNP	0-4-1	12-2-1	8-4-4
Saint Louis	12/06/2022	84-62	W	8-4-4	20-12-6	DNP	0-0-0	3-0-0	21-4-5	DNP	DNP	0-0-0	16-5-0	3-2-1
vs St. Bonaventure	12/11/2022	72-57	W	4-3-2	16-7-4	DNP	2-1-2	8-2-0	11-4-7	DNP	DNP	0-0-0	24-10-2	1-0-2
vs Princeton	12/13/2022	70-64	W	0-4-1	20-6-5	DNP	7-0-0	3-1-2	20-3-3	DNP	DNP	3-0-0	10-8-2	0-4-0
at New Mexico	12/18/2022	74-82	L	8-5-2	14-4-3	6-2-2	8-0-0	0-0-0	5-3-2	DNP	8-12-2	0-0-0	21-6-1	DNP
vs SMU	12/22/2022	81-85	L	0-0-0	22-1-0	0-0-0	8-2-1	3-0-0	18-4-2	DNP	8-4-2	0-0-0	20-8-2	0-0-0
vs Seattle U	12/23/2022	83-72	W	DNP	5-3-2	7-6-1	6-3-1	0-0-0	19-3-8	DNP	9-8-2	0-0-1	26-7-0	0-2-0
vs Pepperdine	12/25/2022	76-66	W	DNP	18-2-2	2-1-0	0-0-1	0-0-0	11-9-8	DNP	12-0-1	DNP	20-13-0	4-3-1
Saint Peter's	01/01/2023	73-55	W	DNP	18-5-1	2-0-0	5-2-2	0-0-0	9-9-6	DNP	DNP	6-0-0	16-14-3	1-2-1
at Marist	01/06/2023	84-57	W	4-8-3	DNP	3-1-0	16-2-0	0-2-0	23-5-10	DNP	DNP	2-1-1	19-12-2	DNP
at Quinnipiac	01/08/2023	58-81	L	2-8-0	DNP	0-0-0	13-2-3	0-0-0	17-5-0	DNP	DNP	14-4-0	10-10-1	DNP
Fairfield	01/13/2023	75-69	W	11-5-2	DNP	DNP	9-1-2	0-0-0	16-7-2	DNP	6-1-0	12-2-0	17-10-2	DNP
Rider	01/15/2023	67-70	L	13-5-9	3-1-1	3-0-0	10-3-1	0-1-1	16-3-3	DNP	DNP	0-0-0	18-13-0	DNP
at Manhattan	01/20/2023	84-76	Wot	18-6-2	21-6-6	0-1-0	4-3-1	0-0-0	14-7-6	DNP	DNP	0-1-0	15-11-1	DNP
at Siena	01/27/2023	53-70	L	13-4-2	10-4-1	0-0-0	4-0-2	DNP	4-2-4	DNP	DNP	3-0-0	15-10-1	DNP
Quinnipiac	01/29/2023	78-72	W	4-4-1	17-6-2	0-0-0	13-2-0	3-0-0	15-6-6	DNP	DNP	7-4-2	15-11-3	DNP
Mount St. Mary's	02/03/2023	81-51	W	12-4-1	20-2-2	2-4-0	12-3-0	0-1-1	13-3-6	DNP	DNP	DNP	15-13-1	DNP
at Fairfield	02/05/2023	70-61	W	8-3-1	13-4-3	0-2-0	6-0-0	3-0-0	18-3-3	DNP	DNP	DNP	18-16-0	DNP
at Canisius	02/10/2023	80-59	W	8-5-2	19-2-2	6-3-0	7-2-2	0-0-0	9-5-6	DNP	DNP	0-0-0	15-8-0	DNP
at Niagara	02/12/2023	72-55	W	0-2-1	30-3-4	6-4-0	DNP	0-0-0	11-1-4	DNP	DNP	9-1-0	10-10-1	DNP
Manhattan	02/17/2023	71-60	W	2-3-0	23-4-5	5-2-1	DNP	DNP	10-3-10	DNP	DNP	9-1-2	12-17-1	DNP
at Saint Peter's	02/19/2023	73-53	W	2-4-4	1-0-3	3-0-0	DNP	6-0-1	11-2-2	DNP	DNP	22-2-0	19-10-1	DNP
at Mount St. Mary's	02/24/2023	80-68	W	5-4-0	28-6-4	2-3-0	DNP	0-1-0	15-6-3	DNP	DNP	2-0-0	11-6-2	3-2-0
Siena	02/26/2023	93-60	W	10-3-1	18-4-5	2-4-1	DNP	0-0-1	18-9-6	DNP	DNP	12-3-1	14-9-1	0-2-1
Marist	03/02/2023	93-74	W	9-4-0	18-4-9	0-1-0	DNP	0-1-0	21-7-10	2-2-0	DNP	5-1-1	27-11-0	0-2-4
at Rider	03/04/2023	80-78	W	12-3-1	17-2-4	0-0-0	DNP	DNP	22-1-6	DNP	DNP	3-0-0	10-6-0	0-0-0
vs Mount St. Mary's	03/08/2023	74-54	W	6-5-6	21-11-1	0-0-0	DNP	0-0-0	15-4-7	DNP	DNP	3-0-0	10-11-1	2-0-0
vs Niagara	03/10/2023	71-59	W	3-2-2	22-6-3	8-2-0	DNP	DNP	14-4-2	DNP	DNP	0-0-0	16-6-1	0-0-0
vs Marist	03/11/2023	76-55	W	8-6-0	17-6-4	5-0-0	DNP	DNP	27-5-2	DNP	DNP	2-1-1	9-11-3	0-2-0

Opponent	Date	Score	W	24	33	44	55
				FLORENCE,K	SUNDAY,SIL	CAREY,JAME	SHEMA,OSBO
Penn	11/07/2022	78-50	W	DNP	0-3-0	0-1-0	5-1-0
at Hofstra	11/11/2022	78-83	L	DNP	0-2-0	DNP	DNP
vs Vermont	11/18/2022	71-50	W	DNP	DNP	DNP	1-1-0
vs Santa Clara	11/26/2022	76-86	L	DNP	DNP	DNP	0-5-2
Niagara	12/02/2022	78-56	W	0-0-0	4-2-0	0-0-0	7-7-1
Canisius	12/04/2022	90-60	W	2-1-1	4-2-0	0-1-0	8-7-1
Saint Louis	12/06/2022	84-62	W	DNP	4-1-0	0-1-0	9-10-3
vs St. Bonaventure	12/11/2022	72-57	W	DNP	0-0-0	DNP	6-5-2
vs Princeton	12/13/2022	70-64	W	DNP	5-2-0	DNP	2-3-3
at New Mexico	12/18/2022	74-82	L	DNP	2-0-0	DNP	2-1-2
vs SMU	12/22/2022	81-85	L	DNP	DNP	DNP	2-2-0
vs Seattle U	12/23/2022	83-72	W	DNP	DNP	DNP	11-7-1
vs Pepperdine	12/25/2022	76-66	W	DNP	DNP	DNP	9-4-3
Saint Peter's	01/01/2023	73-55	W	0-0-0	2-3-0	0-0-0	14-5-0
at Marist	01/06/2023	84-57	W	5-3-2	0-1-0	0-0-1	12-2-0
at Quinnipiac	01/08/2023	58-81	L	0-1-1	2-0-0	DNP	0-4-0
Fairfield	01/13/2023	75-69	W	DNP	0-1-0	DNP	4-0-6
Rider	01/15/2023	67-70	L	0-0-0	0-3-0	DNP	4-5-1
at Manhattan	01/20/2023	84-76	Wot	0-1-0	2-0-0	DNP	10-7-3
at Siena	01/27/2023	53-70	L	0-1-0	2-3-0	DNP	2-5-0
Quinnipiac	01/29/2023	78-72	W	DNP	DNP	DNP	4-7-0
Mount St. Mary's	02/03/2023	81-51	W	DNP	0-2-0	0-0-1	7-2-3
at Fairfield	02/05/2023	70-61	W	DNP	DNP	DNP	4-3-1
at Canisius	02/10/2023	80-59	W	DNP	DNP	DNP	16-6-3
at Niagara	02/12/2023	72-55	W	DNP	0-0-0	DNP	6-2-4
Manhattan	02/17/2023	71-60	W	0-0-0	0-0-0	DNP	10-7-1
at Saint Peter's	02/19/2023	73-53	W	0-0-0	0-2-0	DNP	9-8-3
at Mount St. Mary's	02/24/2023	80-68	W	DNP	0-2-0	DNP	14-8-0
Siena	02/26/2023	93-60	W	0-1-0	4-2-1	7-1-0	8-4-3
Marist	03/02/2023	93-74	W	DNP	0-1-0	0-0-0	11-6-2
at Rider	03/04/2023	80-78	W	DNP	6-7-1	DNP	10-10-3
vs Mount St. Mary's	03/08/2023	74-54	W	DNP	0-2-1	0-0-0	17-5-1
vs Niagara	03/10/2023	71-59	W	DNP	0-0-1	DNP	8-6-1
vs Marist	03/11/2023	76-55	W	DNP	0-0-0	DNP	6-3-0

STARTING LINEUPS (34 GAMES, EIGHT LINEUPS)

Opponent	F	F	G	G	G	Record
PENN	Jr. Joseph	Slazinski	JeanLouis	Clayton Jr.	Jenkins	-
at Hofstra	Jr. Joseph	Slazinski	JeanLouis	Clayton Jr.	Jenkins	-
vs. Vermont	Jr. Joseph	JeanLouis	Davis	Clayton Jr.	Jenkins	-
vs. Santa Clara	Jr. Joseph	JeanLouis	Davis	Clayton Jr.	Jenkins	-
NIAGARA	Jr. Joseph	Shema	JeanLouis	Clayton Jr.	Jenkins	-
CANISIUS	Jr. Joseph	Shema	JeanLouis	Clayton Jr.	Jenkins	-
SAINT LOUIS	Jr. Joseph	Shema	JeanLouis	Clayton Jr.	Jenkins	-
vs. St. Bonaventure	Jr. Joseph	Shema	JeanLouis	Clayton Jr.	Jenkins	-
vs. Princeton	Sunday	Shema	JeanLouis	Clayton Jr.	Jenkins	1-0
at New Mexico	Jr. Joseph	Shema	JeanLouis	Clayton Jr.	Jenkins	-
vs. SMU	Jr. Joseph	Slazinski	JeanLouis	Clayton Jr.	Jenkins	1-2
vs. Seattle	Jr. Joseph	Shema	Ibine Ayo	Clayton Jr.	Jenkins	-
vs. Pepperdine	Jr. Joseph	Shema	Ibine Ayo	Clayton Jr.	Jenkins	-
SAINT PETER'S	Jr. Joseph	Shema	Davis	Clayton Jr.	Jenkins	1-0
at Marist	Jr. Joseph	Shema	JeanLouis	Weiss	Jenkins	1-0
at Quinnipiac	Jr. Joseph	Shema	JeanLouis	Davis	Jenkins	-
FAIRFIELD	Jr. Joseph	Shema	JeanLouis	Davis	Jenkins	-
RIDER	Jr. Joseph	Shema	JeanLouis	Davis	Jenkins	1-2
at Manhattan	Jr. Joseph	Shema	JeanLouis	Clayton Jr.	Jenkins	-
at Siena	Jr. Joseph	Shema	JeanLouis	Clayton Jr.	Jenkins	-
QUINNIPIAC	Jr. Joseph	JeanLouis	Davis	Clayton Jr.	Jenkins	2-1
MT. ST. MARY'S	Jr. Joseph	Shema	JeanLouis	Clayton Jr.	Jenkins	-
at Fairfield	Jr. Joseph	Shema	JeanLouis	Clayton Jr.	Jenkins	-
at Canisius	Jr. Joseph	Shema	JeanLouis	Clayton Jr.	Jenkins	-
at Niagara	Jr. Joseph	Shema	JeanLouis	Clayton Jr.	Jenkins	-
MANHATTAN	Jr. Joseph	Shema	Ibine Ayo	Clayton Jr.	Jenkins	-
at Saint Peter's	Jr. Joseph	Shema	Ibine Ayo	Clayton Jr.	Jenkins	4-0
at Mount St. Mary's	Jr. Joseph	Shema	JeanLouis	Clayton Jr.	Jenkins	-
SIENA	Jr. Joseph	Shema	JeanLouis	Clayton Jr.	Jenkins	-
MARIST	Jr. Joseph	Shema	JeanLouis	Clayton Jr.	Jenkins	-
at Rider	Jr. Joseph	Shema	JeanLouis	Clayton Jr.	Jenkins	-
vs. Mount St. Mary's	Jr. Joseph	Shema	JeanLouis	Clayton Jr.	Jenkins	-
vs. Niagara	Jr. Joseph	Shema	JeanLouis	Clayton Jr.	Jenkins	-
vs. Marist	Jr. Joseph	Shema	JeanLouis	Clayton Jr.	Jenkins	16-2
vs. Connecticut						

MAAC REGULAR SEASON STATISTICS

Game Records

Record	Overall	Home	Away	Neutral
ALL GAMES	17-3	9-1	8-2	0-0
CONFERENCE	17-3	9-1	8-2	0-0
NON-CONFERENCE	0-0	0-0	0-0	0-0

Score by Periods

Team	1st	2nd	OT	TOT
Iona	752	765	16	1533
Opponents	579	698	8	1285

Team Box Score

No.	Player	Total			3-Point			F-Throw		Rebounds				Other								
		GP-GS	MIN	AVG	FG-FGA	FG%	3FG-3FGA	3FG%	FT-FTA	FT%	OFF	DEF	TOT	AVG	PF	DQ	A	TO	BLK	STL	PTS	AVG
1	CLAYTON JR., Walter	17-16	504:15	29.7	102-211	.483	39-86	.453	47-51	.922	3	54	57	3.4	41	0	56	28	8	41	290	17.1
5	JENKINS, Daniss	20-20	661:20	33.1	110-258	.426	28-84	.333	55-68	.809	22	69	91	4.6	44	1	107	39	13	26	303	15.2
13	JOSEPH, Nelly	20-20	633:15	31.7	104-200	.520	0-4	.000	90-147	.612	79	130	209	10.5	51	2	21	41	27	22	298	14.9
3	DAVIS, Cruz	13-5	295:09	22.7	38-95	.400	9-29	.310	23-30	.767	6	18	24	1.8	18	0	16	15	8	10	108	8.3
0	JEANLOUIS, Berrick	19-17	548:18	28.9	62-128	.484	9-33	.273	21-27	.778	21	65	86	4.5	44	0	34	19	22	17	154	8.1
55	SHEMA, Osborn	20-19	589:01	29.5	62-123	.504	16-41	.390	20-28	.714	42	63	105	5.3	47	0	35	19	29	17	160	8.0
12	BROOKSHIRE, Anton	18-0	203:36	11.3	39-81	.481	26-60	.433	5-6	.833	5	21	26	1.4	15	0	9	5	2	5	109	6.1
11	SLAZINSKI, Quinn	1-0	16:48	16.8	2-8	.250	1-5	.200	1-2	.500	0	1	1	1.0	0	0	0	0	1	0	6	6.0
23	JEFFERSON, Michael	7-0	102:22	14.6	5-16	.313	4-8	.500	1-2	.500	6	9	15	2.1	14	0	11	7	0	4	15	2.1
10	BOATENG, Stephen	1-0	01:04	1.1	0-1	.000	0-0	.000	2-2	1.000	0	2	2	2.0	0	0	0	0	0	0	2	2.0
2	IBINE AYO, Sadiku	17-2	175:26	10.3	13-43	.302	4-13	.308	4-7	.571	7	18	25	1.5	7	0	2	5	6	5	34	2.0
33	SUNDAY, Silas	17-0	90:43	5.3	12-21	.571	0-0	.000	2-4	.500	15	16	31	1.8	13	0	2	4	3	1	26	1.5
44	CAREY, James	7-0	14:36	2.1	1-2	.500	1-2	.500	4-4	1.000	0	2	2	0.3	1	0	2	3	0	0	7	1.0
4	WEISS, Parker	17-1	143:58	8.5	5-16	.313	4-12	.333	0-2	.000	2	5	7	0.4	9	0	4	4	1	4	14	0.8
24	FLORENCE, Keither	11-0	45:11	4.1	3-6	.500	1-2	.500	0-3	.000	3	5	8	0.7	12	0	4	4	1	1	7	0.6
Team											15	26	41				4					
Total		20	4025		558-1209	.462	142-379	.375	275-383	.718	226	504	730	36.5	316	3	303	197	121	153	1533	76.7
Opponents		20	4025		468-1169	.400	116-403	.288	233-337	.691	225	474	699	35.0	340	9	229	272	55	111	1285	64.3

Team Statistics

	IONA	OPP
Scoring	1533	1285
Points per game	76.7	64.3
Scoring margin	+12.4	-
Field goals-att	558-1209	468-1169
Field goal pct	.462	.400
3 point fg-att	142-379	116-403
3-point FG pct	.375	.288
3-pt FG made per game	7.1	5.8
Free throws-att	275-383	233-337
Free throw pct	.718	.691
F-Throws made per game	13.8	11.7
Rebounds	730	699
Rebounds per game	36.5	35.0
Rebounding margin	+1.6	-
Assists	303	229
Assists per game	15.2	11.5
Turnovers	197	272
Turnovers per game	9.9	13.6
Turnover margin	+3.8	-
Assist/turnover ratio	1.5	0.8
Steals	153	111
Steals per game	7.7	5.6
Blocks	121	55
Blocks per game	6.1	2.8
Winning streak	11	-
Home win streak	5	-
Attendance	22894	23649
Home games-Avg/Game	10-2289	10-2365
Neutral site-Avg/Game	-	0-0

Team Results

Date	Opponent		Score	Att.
12/02/2022	Niagara	W	78-56	2087
12/04/2022	Canisius	W	90-60	1633
01/01/2023	Saint Peter's	W	73-55	2273
01/06/2023	at Marist	W	84-57	1234
01/08/2023	at Quinnipiac	L	58-81	1262
01/13/2023	Fairfield	W	75-69	2654
01/15/2023	Rider	L	67-70	1828
01/20/2023	at Manhattan	Wot	84-76	2345
01/27/2023	at Siena	L	53-70	7801
01/29/2023	Quinnipiac	W	78-72	2654
02/03/2023	Mount St. Mary's	W	81-51	2002
02/05/2023	at Fairfield	W	70-61	3605
02/10/2023	at Canisius	W	80-59	857
02/12/2023	at Niagara	W	72-55	1102
02/17/2023	Manhattan	W	71-60	2654
02/19/2023	at Saint Peter's	W	73-53	672
02/24/2023	at Mount St. Mary's	W	80-68	3121
02/26/2023	Siena	W	93-60	2654
03/02/2023	Marist	W	93-74	2455
03/04/2023	at Rider	W	80-78	1650

MAAC CHAMPIONSHIP STATISTICS

Game Records

Record	Overall	Home	Away	Neutral
ALL GAMES	3-0	0-0	0-0	3-0
CONFERENCE	0-0	0-0	0-0	0-0
NON-CONFERENCE	3-0	0-0	0-0	3-0

Score by Periods

Team	1st	2nd	OT	TOT
Iona	103	118	0	221
Opponents	89	79	0	168

Team Box Score

No.	Player				Total		3-Point		F-Throw		Rebounds											
		GP-GS	MIN	AVG	FG-FGA	FG%	3FG-3FGA	3FG%	FT-FTA	FT%	OFF	DEF	TOT	AVG	PF	DQ	A	TO	BLK	STL	PTS	AVG
1	CLAYTON JR., Walter	3-3	106:13	35.4	20-42	.476	6-12	.500	14-14	1.000	5	18	23	7.7	5	0	8	6	3	5	60	20.0
5	JENKINS, Daniss	3-3	104:24	34.8	18-42	.429	9-17	.529	11-14	.786	3	10	13	4.3	6	0	11	9	0	6	56	18.7
13	JOSEPH, Nelly	3-3	111:56	37.3	12-21	.571	0-0	.000	11-20	.550	15	13	28	9.3	7	0	5	5	5	2	35	11.7
55	SHEMA, Osborn	3-3	86:33	28.9	12-21	.571	4-10	.400	3-4	.750	4	10	14	4.7	5	0	2	6	0	1	31	10.3
0	JEANLOUIS, Berrick	3-3	92:41	30.9	7-26	.269	1-13	.077	2-3	.667	7	6	13	4.3	9	0	8	2	2	4	17	5.7
2	IBINE AYO, Sadiku	3-0	19:32	6.5	4-5	.800	2-3	.667	3-3	1.000	2	0	2	0.7	4	0	0	1	0	0	13	4.3
12	BROOKSHIRE, Anton	3-0	28:26	9.5	2-5	.400	1-4	.250	0-0	.000	0	1	1	0.3	1	0	1	1	0	1	5	1.7
23	JEFFERSON, Michael	3-0	33:38	11.2	1-3	.333	0-1	.000	0-0	.000	0	2	2	0.7	1	0	0	0	0	2	2	0.7
33	SUNDAY, Silas	3-0	06:56	2.3	0-1	.000	0-0	.000	0-0	.000	2	0	2	0.7	2	0	2	2	0	0	0	0.0
4	WEISS, Parker	1-0	08:44	8.7	0-2	.000	0-1	.000	0-0	.000	0	0	0	0.0	0	0	0	0	0	0	0	0.0
44	CAREY, James	1-0	00:57	0.9	0-0	.000	0-0	.000	0-0	.000	0	0	0	0.0	0	0	0	0	0	0	0	0.0
Team											2	8	10					3				
Total		3	600		76-168	.452	23-61	.377	44-58	.759	40	68	108	36.0	40	0	37	35	10	21	221	73.7
Opponents		3	600		62-161	.385	15-58	.259	29-38	.763	30	57	87	29.0	54	1	26	46	3	16	168	56.0

Team Statistics

	IONA	OPP
Scoring	221	168
Points per game	73.7	56.0
Scoring margin	+17.7	-
Field goals-att	76-168	62-161
Field goal pct	.452	.385
3 point fg-att	23-61	15-58
3-point FG pct	.377	.259
3-pt FG made per game	7.7	5.0
Free throws-att	44-58	29-38
Free throw pct	.759	.763
F-Throws made per game	14.7	9.7
Rebounds	108	87
Rebounds per game	36.0	29.0
Rebounding margin	+7.0	-
Assists	37	26
Assists per game	12.3	8.7
Turnovers	35	46
Turnovers per game	11.7	15.3
Turnover margin	+3.7	-
Assist/turnover ratio	1.1	0.6
Steals	21	16
Steals per game	7.0	5.3
Blocks	10	3
Blocks per game	3.3	1.0
Winning streak	3	-
Home win streak	0	-
Attendance	0	0
Home games-Avg/Game	0-0	0-0
Neutral site-Avg/Game	-	3-2788

Team Results

Date	Opponent		Score	Att.
03/08/2023	vs Mount St. Mary's	W	74-54	2043
03/10/2023	vs Niagara	W	71-59	2430
03/11/2023	vs Marist	W	76-55	3892

WINNING STREAK - LAST 14 GAMES

Game Records

Record	Overall	Home	Away	Neutral
ALL GAMES	14-0	5-0	6-0	3-0
CONFERENCE	11-0	5-0	6-0	0-0
NON-CONFERENCE	3-0	0-0	0-0	3-0

Score by Periods

Team	1st	2nd	OT	TOT
Iona	519	573	0	1092
Opponents	405	454	0	859

Team Box Score

No.	Player	Total			3-Point		F-Throw		Rebounds				Other									
		GP-GS	MIN	AVG	FG-FGA	FG%	3FG-3FGA	3FG%	FT-FTA	FT%	OFF	DEF	TOT	AVG	PF	DQ	A	TO	BLK	STL	PTS	AVG
1	CLAYTON JR., Walter	14-14	452:17	32.3	90-193	.466	33-70	.471	51-55	.927	7	53	60	4.3	32	0	51	26	7	33	264	18.9
5	JENKINS, Daniss	14-14	463:39	33.1	76-177	.429	25-64	.391	42-49	.857	17	42	59	4.2	32	0	73	36	3	22	219	15.6
13	JOSEPH, Nelly	14-14	477:20	34.1	71-128	.555	0-2	.000	59-102	.578	58	87	145	10.4	34	1	15	29	21	15	201	14.4
3	DAVIS, Cruz	4-1	79:43	19.9	12-22	.545	5-8	.625	9-10	.900	1	6	7	1.8	7	0	2	6	5	2	38	9.5
55	SHEMA, Osborn	14-13	424:03	30.3	49-96	.510	14-36	.389	18-22	.818	28	49	77	5.5	27	0	25	18	15	12	130	9.3
0	JEANLOUIS, Berrick	14-12	383:33	27.4	38-88	.432	3-29	.103	10-14	.714	16	36	52	3.7	39	0	20	13	9	12	89	6.4
12	BROOKSHIRE, Anton	12-0	136:46	11.4	27-50	.540	18-36	.500	2-2	1.000	1	12	13	1.1	10	0	7	3	1	3	74	6.2
2	IBINE AYO, Sadiku	14-2	151:23	10.8	15-41	.366	5-12	.417	4-7	.571	8	17	25	1.8	10	0	2	4	4	4	39	2.8
10	BOATENG, Stephen	1-0	01:04	1.1	0-1	.000	0-0	.000	2-2	1.000	0	2	2	2.0	0	0	0	0	0	0	2	2.0
44	CAREY, James	4-0	09:24	2.3	1-1	1.000	1-1	1.000	4-4	1.000	0	1	1	0.3	1	0	1	2	0	0	7	1.8
4	WEISS, Parker	10-0	92:46	9.3	4-12	.333	4-10	.400	0-2	.000	1	2	3	0.3	6	0	3	1	1	2	12	1.2
33	SUNDAY, Silas	11-0	45:28	4.1	5-8	.625	0-0	.000	0-1	.000	11	7	18	1.6	8	0	4	4	1	1	10	0.9
23	JEFFERSON, Michael	7-0	77:26	11.1	2-7	.286	1-2	.500	0-0	.000	2	6	8	1.1	5	0	5	2	0	2	5	0.7
24	FLORENCE, Keither	3-0	05:08	1.7	0-0	.000	0-0	.000	0-0	.000	0	1	1	0.3	2	0	0	1	0	0	0	0.0
Team											10	23	33					4				
Total		14	2800		390-824	.473	109-270	.404	201-270	.744	160	344	504	36.0	213	1	208	149	67	108	1092	78.0
Opponents		14	2800		315-794	.397	83-292	.284	146-213	.685	149	301	450	32.1	238	6	140	204	32	84	859	61.4

Team Statistics

	IONA	OPP
Scoring	1092	859
Points per game	78.0	61.4
Scoring margin	+16.6	-
Field goals-att	390-824	315-794
Field goal pct	.473	.397
3 point fg-att	109-270	83-292
3-point FG pct	.404	.284
3-pt FG made per game	7.8	5.9
Free throws-att	201-270	146-213
Free throw pct	.744	.685
F-Throws made per game	14.4	10.4
Rebounds	504	450
Rebounds per game	36.0	32.1
Rebounding margin	+3.9	-
Assists	208	140
Assists per game	14.9	10.0
Turnovers	149	204
Turnovers per game	10.6	14.6
Turnover margin	+3.9	-
Assist/turnover ratio	1.4	0.7
Steals	108	84
Steals per game	7.7	6.0
Blocks	67	32
Blocks per game	4.8	2.3
Winning streak	14	-
Home win streak	5	-
Attendance	12419	11007
Home games-Avg/Game	5-2484	6-1835
Neutral site-Avg/Game	-	3-2788

Team Results

Date	Opponent	Score	Att.
01/29/2023	Quinnipiac	W 78-72	2654
02/03/2023	Mount St. Mary's	W 81-51	2002
02/05/2023	at Fairfield	W 70-61	3605
02/10/2023	at Canisius	W 80-59	857
02/12/2023	at Niagara	W 72-55	1102
02/17/2023	Manhattan	W 71-60	2654
02/19/2023	at Saint Peter's	W 73-53	672
02/24/2023	at Mount St. Mary's	W 80-68	3121
02/26/2023	Siena	W 93-60	2654
03/02/2023	Marist	W 93-74	2455
03/04/2023	at Rider	W 80-78	1650
03/08/2023	vs Mount St. Mary's	W 74-54	2043
03/10/2023	vs Niagara	W 71-59	2430
03/11/2023	vs Marist	W 76-55	3892

OVERALL STATISTICS

Game Records

Record	Overall	Home	Away	Neutral
ALL GAMES	27-7	11-1	8-4	8-2
CONFERENCE	17-3	9-1	8-2	0-0
NON-CONFERENCE	10-4	2-0	0-2	8-2

Score by Periods

Team	1st	2nd	OT	TOT
Iona	1249	1332	16	2597
Opponents	1027	1175	8	2210

Team Box Score

No.	Player				Total			3-Point		F-Throw		Rebounds										
		GP-GS	MIN	AVG	FG-FGA	FG%	3FG-3FGA	3FG%	FT-FTA	FT%	OFF	DEF	TOT	AVG	PF	DQ	A	TO	BLK	STL	PTS	AVG
1	CLAYTON JR., Walter	31-30	937:35	30.2	178-390	.456	69-161	.429	98-103	.951	16	116	132	4.3	74	1	99	55	18	59	523	16.9
5	JENKINS, Daniss	34-34	1143:13	33.6	195-463	.421	56-154	.364	86-110	.782	40	111	151	4.4	72	1	168	78	19	44	532	15.6
13	JOSEPH, Nelly	34-33	1078:41	31.7	188-341	.551	0-5	.000	136-218	.624	123	198	321	9.4	93	2	39	65	52	42	512	15.1
11	SLAZINSKI, Quinn	7-3	185:35	26.5	29-68	.426	9-31	.290	12-16	.750	10	30	40	5.7	13	1	13	12	2	4	79	11.3
0	JEANLOUIS, Berrick	31-29	881:35	28.4	101-210	.481	15-62	.242	24-35	.686	39	92	131	4.2	77	1	62	29	33	31	241	7.8
55	SHEMA, Osborn	33-28	866:43	26.3	93-183	.508	23-62	.371	29-43	.674	55	103	158	4.8	67	0	53	33	42	22	238	7.2
3	DAVIS, Cruz	23-7	444:55	19.3	57-136	.419	13-41	.317	28-36	.778	8	24	32	1.4	33	0	23	25	8	16	155	6.7
12	BROOKSHIRE, Anton	31-0	297:48	9.6	46-107	.430	30-78	.385	8-9	.889	6	27	33	1.1	19	0	13	9	2	6	130	4.2
2	IBINE AYO, Sadiku	24-4	251:02	10.5	24-61	.393	7-20	.350	7-10	.700	12	24	36	1.5	18	1	5	10	6	9	62	2.6
10	BOATENG, Stephen	1-0	01:04	1.1	0-1	.000	0-0	.000	2-2	1.000	0	2	2	2.0	0	0	0	0	0	0	2	2.0
23	JEFFERSON, Michael	20-0	265:10	13.3	14-45	.311	7-24	.292	4-6	.667	13	22	35	1.8	36	0	20	14	1	9	39	2.0
33	SUNDAY, Silas	26-1	125:36	4.8	17-31	.548	0-0	.000	3-6	.500	21	20	41	1.6	19	0	4	7	4	2	37	1.4
4	WEISS, Parker	29-1	282:19	9.7	11-32	.344	9-25	.360	0-2	.000	5	8	13	0.4	21	0	6	5	1	9	31	1.1
44	CAREY, James	10-0	18:32	1.9	1-4	.250	1-2	.500	4-4	1.000	0	4	4	0.4	1	0	2	4	0	0	7	0.7
24	FLORENCE, Keither	11-0	45:11	4.1	3-6	.500	1-2	.500	0-3	.000	3	5	8	0.7	12	0	4	4	1	1	7	0.6
Team											31	48	79				11					
Total		34	6825		957-2078	.461	240-667	.360	441-603	.731	382	834	1216	35.8	555	7	511	361	189	254	2597	76.4
Opponents		34	6825		794-1943	.409	196-671	.292	426-607	.702	366	812	1178	34.6	549	11	402	494	92	183	2210	65.0

Team Statistics

	IONA	OPP
Scoring	2597	2210
Points per game	76.4	65.0
Scoring margin	+11.4	-
Field goals-att	957-2078	794-1943
Field goal pct	.461	.409
3 point fg-att	240-667	196-671
3-point FG pct	.360	.292
3-pt FG made per game	7.1	5.8
Free throws-att	441-603	426-607
Free throw pct	.731	.702
F-Throws made per game	13.0	12.5
Rebounds	1216	1178
Rebounds per game	35.8	34.6
Rebounding margin	+1.1	-
Assists	511	402
Assists per game	15.0	11.8
Turnovers	361	494
Turnovers per game	10.6	14.5
Turnover margin	+3.9	-
Assist/turnover ratio	1.4	0.8
Steals	254	183
Steals per game	7.5	5.4
Blocks	189	92
Blocks per game	5.6	2.7
Winning streak	14	-
Home win streak	5	-
Attendance	27719	42010
Home games-Avg/Game	12-2310	12-3501
Neutral site-Avg/Game	-	10-3289

Team Results

Date	Opponent		Score	Att.
11/07/2022	Penn	W	78-50	2654
11/11/2022	at Hofstra	L	78-83	3827
11/18/2022	vs Vermont	W	71-50	3205
11/26/2022	vs Santa Clara	L	76-86	500
12/02/2022	Niagara	W	78-56	2087
12/04/2022	Canisius	W	90-60	1633
12/06/2022	Saint Louis	W	84-62	2171
12/11/2022	vs St. Bonaventure	W	72-57	8028
12/13/2022	vs Princeton	W	70-64	496
12/18/2022	at New Mexico	L	74-82	14534
12/22/2022	vs SMU	L	81-85	4333
12/23/2022	vs Seattle U	W	83-72	4070
12/25/2022	vs Pepperdine	W	76-66	3897
01/01/2023	Saint Peter's	W	73-55	2273
01/06/2023	at Marist	W	84-57	1234
01/08/2023	at Quinnipiac	L	58-81	1262
01/13/2023	Fairfield	W	75-69	2654
01/15/2023	Rider	L	67-70	1828
01/20/2023	at Manhattan	Wot	84-76	2345
01/27/2023	at Siena	L	53-70	7801
01/29/2023	Quinnipiac	W	78-72	2654
02/03/2023	Mount St. Mary's	W	81-51	2002
02/05/2023	at Fairfield	W	70-61	3605
02/10/2023	at Canisius	W	80-59	857
02/12/2023	at Niagara	W	72-55	1102
02/17/2023	Manhattan	W	71-60	2654
02/19/2023	at Saint Peter's	W	73-53	672
02/24/2023	at Mount St. Mary's	W	80-68	3121
02/26/2023	Siena	W	93-60	2654
03/02/2023	Marist	W	93-74	2455
03/04/2023	at Rider	W	80-78	1650
03/08/2023	vs Mount St. Mary's	W	74-54	2043
03/10/2023	vs Niagara	W	71-59	2430
03/11/2023	vs Marist	W	76-55	3892

IONA GAELS (27-7, 17-3 MAAC)



RECORD	THIS YR	LAST YR	STATS	IONA	OPPONENT
OVERALL	27-7	25-8	FG%	46.1%	40.9%
MAAC	17-3	17-3	FT%	73.1%	70.2%
HOME	11-1	13-0	3FG%	36.0%	29.2%
ROAD	8-4	4-3	POINTS	76.4	65.0
VS. UCONN	0-0	0-0	REBOUNDS	35.8	34.6
LAST5	5-0	2-3	TURNOVERS	10.6	14.5

UPCOMING SCHEDULE
3/19 vs. St. Mary's/VCU TBA

0	Berrick JEANLOUIS (JOHN-Iou-EESE) Gr. • 6-4 • 200 • Lehigh Acres, FL	<ul style="list-style-type: none"> Set career-high with 23 points on 10-12 FGA vs. UVM Recorded 100th career steal in MAAC Champio Has started all but five of 79 games he's appeared in during his Iona tenure Called upon to defend opponent's top player Transfer from NM. St. (18-19) via Florida SW State (19-20) 	MAAC CO-DEFENSIVE PLAYER OF THE YEAR
	7.8 PPG 4.2 RPG 2.1 APG 48.5% FG 24.1% 3FG 69.7% FT		LAST GAME 8 pts, 6 reb, 0 ast 3-8 FG, 1 3FG
1	Walter CLAYTON JR. So. • 6-3 • 195 • Lake Wales, FL	<ul style="list-style-type: none"> Third in MAAC in scoring Leads nation in free throw shooting percentage Second double-double of season vs. Mount in MAAC QF 23 straight 10+ point efforts in games with 25+ min; 11 w/ 20+ MAAC All-Rookie Selection in 2021-22 Highly rated football recruit, with interest from Power 5 programs Auburn, Georgia, Notre Dame, and Tennessee 	MAAC PLAYER OF THE YEAR FIRST TEAM ALL-MAAC 2x MAAC POW (2/13, 2/27)
	16.9 PPG 4.2 RPG 3.2 APG 46.8% FG 43.6% 3FG 94.8% FT		LAST GAME 17 pts, 6 reb, 4 ast 5-20 FG, 1 3FG
2	Sadiku IBINE AYO (sa-DEE-koo eye-BEAN EYE-oh) Fr. • 6-6 • 210 • Asabi-Kumasi, Ghana	<ul style="list-style-type: none"> Season-high 8p in MAAC Semifinal vs. Niagara Made his third & fourth collegiate starts three weeks ago Has played set season-highs in minutes played in the starts Hails from Ghana in West Africa; played for OSL in the Bronx in 2122 A 6-6, versatile two-way wing, who thrives at both ends of the floor. Defensively capable of defending all five positions on the floor 	LAST GAME 5 pts, 0 reb, 0 ast 2-2 FG, 1 3FG
	2.5 PPG 1.6 RPG 0.2 APG 37.3% FG 31.6% 3FG 70.0% FT		
3	Cruz DAVIS (CROOZ) Fr. • 6-3 • 175 • Plano, TX	<ul style="list-style-type: none"> Missed last 10 games with an injury (Achilles) Had season-best 16 pts in win at Marist Played 2021-22 at Huntington Prep (WV), averaging 16.7p, 5a Touted as four-star SG by ESPN.com. Was ranked No. 27 in at his position following the 2021-22 season. Davis is an athletic lefty with the versatility to play both guard positions. 	MAAC ALL-ROOKIE MAAC ROOKIE OF THE WEEK (1/9)
	6.7 PPG 1.4 RPG 1.0 APG 41.9% FG 31.7% 3FG 77.8% FT		LAST GAME DNP
4	Parker WEISS Sr. • 6-2 • 175 • Naples, FL	<ul style="list-style-type: none"> Had career-high 8p in win over St. Bona at Barclays Center Earned first career start at Marist Senior captain, earned a scholarship in 2022-23 after three year walk-on Set or matched career-highs in pts, reb and min vs. App State Played 10 key minutes in NCAA Tourney vs. Alabama Brother Cooper played football at Fordham 	LAST GAME DNP
	1.1 PPG 0.4 RPG 0.2 APG 34.4% FG 36.0% 3FG 0.0% FT		
5	Daniss JENKINS (DAY-niss) Jr. • 6-4 • 175 • Dallas, TX	<ul style="list-style-type: none"> MAAC Assist & Assist-to-Turnover leader Three points/assists double doubles this year Had career-high 31p with 4r, 5a in win over Niagara Comes to Iona via Odessa College following two years at D-I Pacific. NJCAA DI First Team All-American; led Odessa to Elite 8 2020-21 All-WCC honorable mention and 2019-20 WCC All-Rookie Three-level scorer, superb instincts creating plays and finishing opportunities. 	MAAC TOURNEY MVP ALL-MAAC SECOND TEAM 2x MAAC POW (12/5, 3/6)
	15.3 PPG 4.4 RPG 5.0 APG 42.0% FG 34.5% 3FG 77.9% FT		LAST GAME 27 pts, 5 reb, 2 ast 8-18 FG, 6 3FG
11	Quinn SLAZINSKI (sluh-ZIN-ski) Sr. • 6-9 • 225 • Houston, TX	<ul style="list-style-type: none"> Had season ending surgery in mid-January. Posted first double-double at Iona with 20p/10r at Hofstra Returning starter for Iona in 2022-23 2021-22 transfer from Louisville with two years eligibility remaining Played scholastically at Huntington Prep in WV 	LAST GAME DNP
	11.3 PPG 5.7 RPG 1.9 APG 42.6% FG 29.0% 3FG 75.0% FT		
12	Anton BROOKSHIRE (ANT-on) So. • 6-2 • 175 • Springfield, MO	<ul style="list-style-type: none"> Averaged 8.9 ppg, 2.3 3FG/g, 59.3 3FG% in last 7 reg. seas GP Season-high 22 points at Saint Peter's Sophomore transfer from Missouri where he averaged 1.5 points and 0.8 assists in 18 games last season. Four-year starting PG at Kickapoo HS where he led his team 2021 Missouri state championship where he was top scorer in his school history. 	LAST GAME 2 pts, 1 reb, 1 ast 1-3 FG
	4.3 PPG 1.1 RPG 0.4 APG 43.3% FG 39.5% 3FG 88.9% FT		

13	Nelly JUNIOR JOSEPH Jr. • 6-9 • 240 • Benin City, Nigeria (<i>ben-NEEN</i>)	<ul style="list-style-type: none"> No. 2 MAAC rebounder, 2nd in blocks, 8th in steals Second player ever to win four straight MAAC POW (Luis Flores 5x, 2003) 19 double-doubles: last vs. MSM 10p/11r Named unanimous Preseason All-MAAC First Team All-MAAC First Team in 2021-22, 2020-21 MAAC Rookie of the Year Attended NBA Academy Africa in Senegal prior to Iona 	ALL-MAAC 1ST TEAM 5x MAAC POW (12/12, 12/19, 12/26, 1/2, 2/20)
	CAREER HIGH P-R-A 28-17-5	15.2 PPG 9.4 RPG 1.1 APG 55.0% FG 0.0% 3FG 62.4% FT	LAST GAME 9 pts, 11 reb, 3 ast 4 blk, 2-3 FG
23	Michael JEFFERSON So. • 6-7 • 210 • Sulphur Springs, TX	<ul style="list-style-type: none"> Returned to action at Mount St. Mary's after missing 12 gms Broke out for 12 points off bench vs. Santa Clara Played freshman season at Northwest Florida State College the 2021-22 JUCO national champions. Started 29 games, averaging 6.1 ppg in 22 mpg 	
	CAREER HIGH P-R-A 12-4-4	2.1 PPG 1.7 RPG 1.1 APG 31.1% FG 29.2% 3FG 66.7% FT	LAST GAME 0 pts, 2 reb, 0 ast 0-0 FG
24	Keither FLORENCE (<i>KEITH-er</i>) Fr. • 6-7 • 210 • Wichita, KS	<ul style="list-style-type: none"> Season-highs at Marist: 14 min, 5 pts, 3 reb, 2 ast Early signee for the Gaels in 2021-22, from Wichita, Kansas. Spent postgrad year at Pro Holmes Sports Academy in Tampa. Played at Colorado Prep in 2020-21 and Campus HS in Wichita prior. A versatile, two-way performer with good length and athleticism along with a high motor. 	
	CAREER HIGH P-R-A 5-3-2	0.6 PPG 0.7 RPG 0.4 APG 50.0% FG 50.0% 3FG 0.0% FT	LAST GAME DNP
33	Silas SUNDAY (<i>SIGH-liss</i>) Fr. • 7-0 • 270 • Lucan, Ireland	<ul style="list-style-type: none"> Career-highs six points, seven rebounds at Rider Played a career-high 13 minutes at Siena. 7-foot post performer, from Lucan, Ireland played senior year at Our Saviour Lutheran in the Bronx. Talented big man, tough rebounder, physical rim protector with great hands and great touch around the rim. 	
	CAREER HIGH P-R-A 6-7-0	1.5 PPG 1.6 RPG 0.2 APG 54.8% FG 0-0 3FG 50.0% FT	LAST GAME 0 pts, 0 reb, 0 ast 0-0 FG
44	James CAREY Sr. • 5-10 • 165 • Pelham, NY	<ul style="list-style-type: none"> Posted career-high 7p, all on 60 sec span vs. Siena Third-year walk-on from nearby Pelham, NY Scored first D-I points vs. Monmouth in 2020-21 Played freshman season at D-III Gettysburg College (PA) Lettered in basketball and cross country at Sayre School in Lexington, KY and Pelham Memorial in Pelham, NY 	
	CAREER HIGH P-R-A 7-1-1	0.7 PPG 0.4 RPG 0.2 APG 25.0% FG 50.0% 3FG 100% FT	LAST GAME DNP
55	Osborn SHEMA (<i>SHEM-ma</i>) Sr. • 7-0 • 215 • Kanombe, Rwanda (<i>cah-NOME-bay</i>)	<ul style="list-style-type: none"> Career-high 17 points vs. Mount in MAAC QF First collegiate double-double in at Rider Averaging 10.5p, 5.9r, 55.7 FG% in last 11 games 10 10+point efforts including six in last 11 GP Senior post performer from Rwanda, spent frosh year at JUCO (New Mex. Mil. Inst.) 	
	CAREER HIGH P-R-A 17-10-6	7.3 PPG 4.8 RPG 1.7 APG 50.6% FG 38.3% 3FG 67.4% FT	LAST GAME 6 pts, 3 reb, 0 ast 3-5 FG

MAAC TEAM STATS LEADERBOARD

SCORING OFFENSE	1ST	76.4	3FG Made	4th	7.1	TURNOVER MARGIN	1ST	+3.9
SCORING DEFENSE	1ST	65.0	FT Pct.	5th	.731	TURNOVERS	1ST	10.6
SCORING MARGIN	1ST	+11.4	Reb. Offense	3rd	35.8	TURNOVERS FORCED	1ST	14.4
FG PCT.	1ST	.461	Reb. Defense	8th	34.6	AST./TO RATIO	1ST	1.4
FG PCT. DEFENSE	1ST	.408	Offensive Reb.	4th	11.2	BLOCKS	1ST	5.6
3FG Pct.	2nd	.360	Defensive Reb.	4th	24.5	ASSISTS	1ST	15.0
3FG Pct. Defense	2nd	.292	Reb. Margin	5th	+1.1	Steals	2nd	7.5

MAAC INDIVIDUAL STATS LEADERBOARD

Walter Clayton Jr.	Berrick JeanLouis	Daniss Jenkins	Nelly Jr. Joseph
Scoring 3rd 16.9	Field Goal Pct 10th .481	Scoring 7th 15.6	Scoring 9th 15.1
Field Goal Pct 13th .456	Assists 22nd 2.0	Rebounding 24th 4.4	Rebounding 2nd 9.4
Assists 9th 3.2	Steals 15th 1.0	Field Goal Pct 18th .421	Field Goal Pct 3rd .551
FREE THROW PCT 1ST .951	Blocked Shots 6th 1.1	ASSISTS 1ST 4.9	Steals 8th 1.2
Steals 2nd 1.9	Osborn Shema	Free Throw Pct 10th .782	Blocked Shots 2nd 1.5
3-Point FG Pct 2nd .429	Rebounding 19th 4.8	Steals 7th 1.3	Minutes Played 13th 31.8
3-Point FG Made 3rd 2.2	Blocked Shots 3rd 1.3	3-Point FG Pct 15th .364	
Blocked Shots 16th .6		3-Point FG Made 17th 1.6	
A/T Ratio 3rd 1.8		Blocked Shots 18th .6	
Minutes Played 19th 30.3		A/T RATIO 1ST 2.2	
		Minutes Played 7th 33.5	



IONA GAELS BASKETBALL

ROSTER / QUICK FACTS

NUMERICAL

No.	Name	Cl.	Pos.	Ht.	Wt.	Hometown / Last School
0	Berrick JeanLouis	Gr.	G	6-4	200	Lehigh Acres, FL / Florida Southwestern State
1	Walter Clayton Jr.	So.	G	6-3	195	Lake Wales, FL / Bartow
2	Sadiku Ibine Ayo	Fr.	F	6-6	210	Asabi-Kumasi, Ghana / Our Saviour Lutheran (NY)
3	Cruz Davis	Fr.	G	6-3	175	Plano, TX / Huntington Prep (WV)
4	Parker Weiss	Sr.	G	6-2	178	Naples, FL / Community School of Naples
5	Daniss Jenkins	Jr.	G	6-4	175	Dallas, TX / Odessa College
10	Stephen Boateng	Sr.	G	5-7	155	Bronx, NY / Salesian
11	Quinn Slazinski	Sr.	F	6-9	225	Houston, TX / Louisville
12	Anton Brookshire	So.	G	6-2	175	Springfield, MO / Missouri
13	Nelly Junior Joseph	Jr.	F	6-10	245	Benin City, Nigeria / NBA Acad. Africa (Senegal)
23	Michael Jefferson	So.	F	6-7	210	Sulphur Springs, TX / Northwest Florida State
24	Keither Florence	Fr.	F	6-7	210	Wichita, KS / Colorado Prep
33	Silas Sunday	Fr.	F	7-0	270	Lucan, Ireland / Our Saviour Lutheran (NY)
44	James Carey	Sr.	G	5-10	165	Pelham, NY / Gettysburg College (Pa.)
55	Osborn Shema	Sr.	F	7-0	215	Kanombe, Rwanda / New Mexico Military Inst.

Head Coach: Rick Pitino (UMass '74), third season

Assistant Coaches: Ricky Johns (Utah '07), Taliek Brown (UConn '14), Bob Walsh (Hamilton '94)

Director of Operations: Steve Masiello (Kentucky '14)

Assistant to the Head Coach: Jeff Martin (LeTourneau '17)

Video Coordinator: Brandon Irving (North Texas '17)

Graduate Manager: Dan Fitzpatrick (Syracuse '22)

Athletic Trainer: Bernard Smack (Lockhaven '16)

Strength & Conditioning Coach: Jason Martinez (Manhattan '17)

Athletic Communications Contact: Brian Beyrer (Iona '01)

SOCIAL

Twitter	Instagram
@kjeanlouis33	@berrick7
@w1clayton	@w.cjr
@ayo_sadiku	@dikuu_11
@cruzdavis23	@cruzdavis_
@parker_weiss4	@shooter_red
@Djenkinss5	@djenkinss4
@TheFiyah_One	@callmestevooooo_
@quinnslazinski	@quinnslazinski
@AntBrookshire0	@iamantonbrookshire2
	@thisisnelly23
@michael_hoops7	@m1chaeljefferson
@keither_r	@keitherflorence
@SilasS1303	@bomfie_
@james_carey11	@jamescarey11
@osborn_shema	@0hzb0rn

Coaching Staff (Twitter only):

Rick Pitino	@RealPitino
Ricky Johns	@rickyjohns06
Taliek Brown	@BrownTaliek
Bob Walsh	@CoachBobWalsh
Steve Masiello	@steve_masiello
Jeff Martin	@jmartinjr15
Brandon Irving	@B_Irving_
Dan Fitzpatrick	@fitzyydan

BY CLASS:

Graduate Students - 1	Sophomores - 3
Seniors - 5	Freshmen - 4
Juniors - 2	

BY STATE:

4- Texas
3- Florida
2- New York
1- Kansas, Missouri
Int'l - Ghana, Ireland, Nigeria, Rwanda

BY TENURE:

Returners - 7 (3 starters)
Newcomers - 8

QUICK FACTS

Name	Iona University
Location	New Rochelle, NY 10801-1890
Founded	1940
Enrollment (2021-22)	2,959
Nickname	Gaels
Colors	Maroon & Gold
Affiliation	NCAA Division I
Conference	Metro Atlantic Athletic (MAAC)
Home Court (Capacity)	Hynes Center (2,578)
President	Seamus Carey, Ph.D.
Director of Athletics	Matthew Glovaski
Athletic Trainer	Bernard Smack
Strength and Conditioning Coach	Jason Martinez
Athletics Phone	(914) 633-2654

PRONUNCIATION GUIDE:

#	Player	Name	Hometown
0	B. JeanLouis	JOHN-lou-EESE	
2	S. Ibine Ayo	sa-DEE-koo eye-BEAN EYE-oh ah-SHA-bee koo-MASS-ee	
3	C. Davis	CROOZ	
5	D. Jenkins	DAY-niss	
11	Q. Slazinski	sluh-ZIN-ski	
12	A. Brookshire	ANT-on	
13	N. Jr. Joseph		ben-NEEN City
24	K. Florence	KEITH-er	
33	S. Sunday	SIGH-liss	LOO-can, Ireland
55	O. Shema	SHEM-ma	cah-NOME-bay
AC	T. Brown	tah-LEEK	

ATHLETIC COMMUNICATIONS

Sr. Associate AD	Brian Beyrer (Iona '01)
Office	(914) 637-2726
Cell	(914) 497-3136
E-mail	bbeyrer@iona.edu
Assistant AD	Jack Clark (Iona '17)
Office	(914) 633-2334
E-mail	jclark@iona.edu
Asst. Director	Garrett Murray (Iona '19)
Office	(914) 633-2057
E-mail	gmurray@iona.edu
Ath. Comm. Asst.	Jack Ravitz (Sacred Heart '21)
Office	(914) 633-2057
E-mail	jravitz1@gaelsonline.edu

BASKETBALL INFORMATION

First Season	1940-41 (78 years)
All-Time Record	1,266-906 (.583)
NCAA Appearances	15 (1979, 1980, 1984, 1985, 1998, 2000, 2001, 2006, 2012, 2013, 2016, 2017, 2018, 2019, 2021)
NIT Appearances	Six (1982, 1983, 1996, 1997, 2014, 2015)
MAAC Tournament Championships	13 (1982, 1984, 1985, 1998, 2000, 2001, 2006, 2013, 2016, 2017, 2018, 2019, 2021)
MAAC Regular Season Championships	13 (1982-83, 1983-84, 1984-85, 1995-96, 1996-97, 1997-98, 2000-01, 2011-12, 2013-14, 2014-15, 2018-19, 2021-22, 2022-23)
2022-23 Record	27-7
2022-23 MAAC Record/Finish	17-3/1st
Head Coach	Rick Pitino
Record at Iona	64-21 (.753) / third season
NCAA Record	834-292 (.741) / 35th season
Assistant Coach	Ricky Johns
Assistant Coach	Taliek Brown
Assistant Coach	Bob Walsh
Director of Operations	Steve Masiello

SOCIAL MEDIA GUIDE



@IonaGaels, @IonaGaelsMBB, #ICMBB



IONA GAELS BASKETBALL RADIO-TV ROSTER



BERRICK JEANLOUIS

0 Gr. • G • 6-4 • 200
LEHIGH ACRES, FL
JOHN-lou-EESE



WALTER CLAYTON JR.

1 So. • G • 6-3 • 195
LAKE WALES, FL



SADIKU IBINE AYO

2 Fr. • F • 6-6 • 210
ASABI-KUMASI, GHANA
sa-DEE-koo eye-BEAN EYE-oh



CRUZ DAVIS

3 Fr. • G • 6-3 • 175
PLANO, TX
CROOZ



PARKER WEISS

4 Sr. • G • 6-2 • 178
NAPLES, FL



DANISS JENKINS

5 Jr. • G • 6-4 • 175
DALLAS, TX
DAY-niss



QUINN SLAZINSKI

11 Sr. • F • 6-9 • 225
HOUSTON, TX
sluh-ZIN-ski



ANTON BROOKSHIRE

12 So. • G • 6-2 • 175
SPRINGFIELD, MO
ANT-on



NELLY JUNIOR JOSEPH

13 Jr. • F • 6-10 • 245
BENIN CITY, NIGERIA
(HT: BEN-NEEN City)



MICHAEL JEFFERSON

23 So. • F • 6-7 • 210
SULPHUR SPRINGS, TX



KEITHER FLORENCE

24 Fr. • F • 6-7 • 210
WICHITA, KS
KEITH-er



SILAS SUNDAY

33 Fr. • F • 7-0 • 270
LUCAN, IRELAND
SIGH-liss (HT: LOO-can)



JAMES CAREY

44 Sr. • G • 5-10 • 165
PELHAM, NY



OSBORN SHEMA

55 Sr. • F • 7-0 • 215
KANOMBE, RWANDA
SHEM-MA (HT: CAH-NOME-BAY)

COACHING STAFF



RICK PITINO
HEAD COACH
THIRD SEASON



RICKY JOHNS
ASSISTANT COACH
SIXTH SEASON



TALIEK BROWN
ASSISTANT COACH
FIRST SEASON



BOB WALSH
ASSISTANT COACH
FIRST SEASON



STEVE MASIELLO
DIR. OF OPERATIONS
FIRST SEASON



JEFF MARTIN
ASST. TO THE HEAD COACH
THIRD SEASON



BRANDON IRVING
VIDEO COORDINATOR
SECOND SEASON