

# 2022-23 UCONN BASKETBALL



**Game #30**  
**Wednesday, March 1, 2023**  
**XL Center, Hartford, Conn.**  
**7 p.m.**

#14-AP / #18-USA Today

**UConn  
Huskies**  
**22-7 overall**  
**11-7 BIG EAST**

**DePaul  
Blue Demons**  
**9-20 overall**  
**3-15 BIG EAST**



## UConn Basketball Schedule/Results

Date	Opponent	TV	Time/Result
<b>NOVEMBER</b>			
Mon 7	Stonehill (XL)	Fox Sports App/FS1	W, 85-54
Fri 11	Boston U. (GP)	FS2	W, 86-57
Tue 15	Buffalo (XL)	CBS SN	W, 84-64
Fri 18	UNC-Wilmington (GP)	FS2	W, 86-50
Sun 20	Delaware State (XL)	FS1	W, 95-60
<b>Nov. 24-27 Phil Knight Invitational Portland, Ore.</b>			
Thu 24	vs. Oregon	ESPN2	W, 83-59
Fri 25	vs. #18/#18 Alabama	ESPN2	W, 82-67
Sun 27	vs. Iowa State	ESPN	W, 71-53
<b>DECEMBER</b>			
<b>Dec. 1 BIG EAST-Big 12 Battle Storrs, Conn.</b>			
Thu 1	Oklahoma State (GP)	FS1	W, 74-64
Wed 7	at Florida	ESPN2	W, 75-54
Sat 10	Long Island (GP)	FS1	W, 114-61
Sat 17	*at Butler	FS1	W, 68-46
Tue 20	*Georgetown (GP)	FS1	W, 84-73
Wed 28	*Villanova (XL)	FS1	W, 74-66
Sat 31	*at #22/#25 Xavier	FOX	L, 73-83
<b>JANUARY</b>			
Wed 4	*at arv/arv Providence	FS1	L, 61-73
Sat 7	*arv/-- Creighton (GP)	FOX	W, 69-60
Wed 11	*at #25/#23 Marquette	CBS SN	L, 76-82
Sun 15	*St. John's (XL)	FS1	L, 74-85
Wed 18	*at Seton Hall	FS1	L, 66-67
Sun 22	*Butler (XL)	FOX	W, 86-56
Wed 25	*#13/#12 Xavier (GP)	FS1	L, 79-82
Tue 31	*at DePaul	FS1	W, 90-76
<b>FEBRUARY</b>			
Sat 4	*at Georgetown	FS1	W, 68-62
Tue 7	*#10/#10 Marquette (XL)	FS1	W, 87-72
Sat 11	*at #23/arv Creighton	FOX	L, 53-56
Sat 18	*Seton Hall (GP)	FOX	W, 64-55
Wed 22	*#20/#23 Providence (GP)	FS1	W, 87-69
Sat 25	*at St. John's	CBS	W, 95-86
<b>MARCH</b>			
Wed 1	*DePaul (XL)	CBS SN	7 pm
Sat 4	*at Villanova	FOX	7:30 pm

### BIG EAST Tournament

**Madison Square Garden, New York, N.Y.**

Wed-Sat 8-11 BIG EAST Championship Fox Network TBD

\*— BIG EAST Conference Opponent

GP - Gampel Pavilion, Storrs, Conn.; XL - XL Center, Hartford, Conn.

All times Eastern Standard; Schedule subject to change

## TONIGHT'S GAME

The #14/#18 UConn men's basketball team, with six wins in its last seven games, plays its final home game of the 2022-23 season, entertaining DePaul at the XL Center in Hartford. The game is scheduled for a 7 p.m. tipoff and will be televised by the CBS Sports Network.

UConn (22-7 overall, 11-7 BIG EAST) is coming off a 95-86 win over St. John's at Madison Square Garden on Saturday, its third straight victory. The Huskies are led in scoring by junior Adama Sanogo (16.9) and sophomore Jordan Hawkins (16.6) with senior Tristen Newton also in double figures (10.0). Sanogo is the team's top rebounder (7.3), Newton leads in assists (4.5) and freshman Donovan Clingan is tops in blocks (1.9).

DePaul (9-20, 3-15) is coming off a 90-84 loss at Marquette on Saturday, the team's 10th straight defeat. Grad student Umoja Gibson leads the Blue Demons in scoring (16.6) and assists (4.8), while senior Nick Ongenda is the top rebounder (8.5).



All-time series: UConn leads, 16-1

Last UConn win: 90-76, 1/31/23, Wintrust Arena, Chicago, Ill.

Last DePaul win: 66-58, 1/31/07, Allstate Arena, Rosemont, Ill.

## BROADCAST INFORMATION

### TELEVISION

**CBS Sports Network**

Andrew Catalon (pbp)

Steve Lappas (analyst)

### RADIO

**UConn Sports Network**

Mike Crispino (pbp)

Wayne Norman (analyst)

97.9-ESPN Hartford

WILL-1400 AM (Willimantic)

WATR-1320-AM (Waterbury)

WAVZ-1300-AM (New Haven)

WGCH-1490-AM (Greenwich)

Sirius XM - 121 or 203

SXM App - 966

## HUSKY BITES

⇒ **UConn Coach Dan Hurley** is in his fifth season at the helm of the Huskies with an overall coaching record of 246-159 (.607) in 12+ seasons -- two at Wagner College, six at the University of Rhode Island and four-plus at UConn (95-54, .637). He has taken four teams to the NCAA Tournament and is a former Atlantic 10 Coach of the Year.

⇒ **UConn** has played 17 games against DePaul in a series that began with an NCAA Tournament second-round game in Buffalo, N.Y., in 2004. UConn is 6-0 at home against the Blue Demons, but only one of those games has taken place at the XL Center, a 65-60 UConn win on Feb. 19, 2008.

⇒ **UP NEXT:** **UConn** will play its final game of the 2022-23 regular season in Philadelphia, taking on Villanova at the Wells Fargo Center on Saturday, March 4. The game is scheduled for a 7:30 p.m. tipoff and will be televised on FOX.

**FOR MORE INFO ON UCONN BASKETBALL**

**PLEASE CONTACT: PHIL CHARDIS**

**Assistant Director of Communications**

phil.chardis@uconn.edu; twitter: @UConnMBB

Office: 860-486-3531; Mobile: 860-771-3314



2022-2023 University of Connecticut Basketball Media Notes

March 1, 2023 vs. DePaul

UConnHuskies.com





## UConn INFORMATION

Location.....**Storrs, Conn.**  
 Enrollment.....**27,721**  
 Founded.....**1881**  
 President.....**Dr. Radenka Maric**  
 Athletic Director.....**David Benedict**  
 Conference.....**Big East**  
 Home Courts....**Gampel Pavilion (10,167)**  
                           **XL Center (15,564)**  
 Nickname.....**Huskies**  
 Colors.....**National Flag Blue**  
                           **(Navy) & White**  
 Website.....**uconnhuskies.com**  
 Facebook.....**@UConnMBB**  
 Twitter.....**@UConnMBB**

## TEAM INFORMATION

2021-22 overall record.....**23-10**  
 2021-22 BIG EAST record.....**13-6 (3rd)**  
 2022 BIG EAST Championship.....**1-1**  
 2022 NCAA Championship.....**0-1**

## COACHING STAFF

Head Coach...**Dan Hurley (Seton Hall '96)**  
 Record at school/years.....**95-54/4+**  
 Career record/years.....**246-159/12+**  
 Associate Head Coach.....  
                           **Kimani Young (UTEP '98)**  
 Assistant Coaches.....  
                           **Tom Moore (Boston U. '87)**  
                           **Luke Murray (Fairfield '07)**  
 Director of Basketball Administration...  
                           **Paul Wettemann (UConn '18, UConn '20)**  
 Video and Scouting Coordinator.....  
                           **Mathew Johnson (Tampa '17, UConn '22)**  
 Director of Player Development.....  
                           **Mamadou Diarra (UConn '20, UConn '22)**  
 Director of Sports Performance...  
                           **Gavin Roberts (Purdue '13, '15)**  
 Athletic Trainer..... **James Doran**  
                           **(San Diego St. '98, Wyoming '00)**

## ATHLETIC COMMUNICATIONS

Assistant Director/  
 Primary Basketball Contact.....**Phil Chardis**  
 Email.....**phil.chardis@uconn.edu**  
 Office phone.....**860-486-3531**  
 Cell phone.....**860-771-3314**  
 Secondary Contact.....**Bill Peterson**  
 Email.....**william.peterson@uconn.edu**  
 Cell phone.....**203-558-3215**

## 2022-23 UConn BASKETBALL ROSTER

### 2022-23 Numerical Roster

#	Name	Yr.	Pos.	Ht.	Wt.	Hometown/Last School
2	Tristen Newton	Sr.	G	6-5	190	El Paso, Texas / East Carolina
3	Joey Calcaterra	Gr.	G	6-3	180	Novato, Calif. / San Diego
4	Nahiem Alleyne	Sr.	G	6-4	195	Buford, Ga. / Virginia Tech
5	Hassan Diarra	Jr.	G	6-2	190	Queens, N.Y. / Texas A&M
11	Alex Karaban	R-Fr.	F	6-8	210	Southborough, Mass. / IMG Academy
13	Richie Springs	R-Jr.	F	6-9	235	Brooklyn, N.Y. / MacDuffie School
20	Andrew Hurley	Jr.	G	6-1	170	Glastonbury, Conn. / East Catholic HS
21	Adama Sanogo	Jr.	F	6-9	245	Bamako, Mali / The Patrick School
24	Jordan Hawkins	So.	G	6-5	195	Gaithersburg, Md. / DeMatha Catholic HS
30	Yarin Hasson	Fr.	F	6-9	180	Gan Yavne, Israel / Gimnasia Realit
32	Donovan Clingan	Fr.	C	7-2	265	Bristol, Conn. / Bristol Central HS
33	Apostolos Roumoglou	Fr.	G	6-7	205	Xanthi, Greece / Arion Xanthi
35	Samson Johnson	So.	F	6-10	215	Lomé, Togo / The Patrick School
40	Andre Johnson Jr.	Fr.	G	6-4	160	Bristol, Conn. / South Kent School
41	Emmett Hendry	Fr.	G	6-3	155	Brooklyn, N.Y. / Montverde Academy
44	Andre Jackson	Jr.	G	6-6	210	Amsterdam, N.Y. / Albany Academy

### 2022-23 Alphabetical Roster

#	Name	Yr.	Pos.	Ht.	Wt.	Hometown/Last School
4	Nahiem Alleyne	Sr.	G	6-4	195	Buford, Ga. / Virginia Tech
3	Joey Calcaterra	Gr.	G	6-3	180	Novato, Calif. / San Diego
32	Donovan Clingan	Fr.	C	7-2	265	Bristol, Conn. / Bristol Central HS
5	Hassan Diarra	Jr.	G	6-2	190	Queens, N.Y. / Texas A&M
30	Yarin Hasson	Fr.	F	6-9	180	Gan Yavne, Israel / Gimnasia Realit
24	Jordan Hawkins	So.	G	6-5	195	Gaithersburg, Md. / DeMatha Catholic HS
41	Emmett Hendry	Fr.	G	6-3	155	Brooklyn, N.Y. / Montverde Academy
20	Andrew Hurley	Jr.	G	6-1	170	Glastonbury, Conn. / East Catholic HS
44	Andre Jackson	Jr.	G	6-6	210	Amsterdam, N.Y. / Albany Academy
40	Andre Johnson Jr.	Fr.	G	6-4	160	Bristol, Conn. / South Kent School
35	Samson Johnson	So.	F	6-10	215	Lomé, Togo / The Patrick School
11	Alex Karaban	R-Fr.	F	6-8	210	Southborough, Mass. / IMG Academy
2	Tristen Newton	Sr.	G	6-5	190	El Paso, Texas / East Carolina
33	Apostolos Roumoglou	Fr.	G	6-7	205	Xanthi, Greece / Arion Xanthi
21	Adama Sanogo	Jr.	F	6-9	245	Bamako, Mali / The Patrick School
13	Richie Springs	R-Jr.	F	6-9	235	Brooklyn, N.Y. / MacDuffie School

### COACHING STAFF

**Head Coach:** DAN HURLEY, (Seton Hall '96)  
**Record at school / years.....**95-54 / 4+; **Career record / years.....**246-159 / 12+  
**Associate Head Coach:** KIMANI YOUNG (UTEP '98)  
**Assistant Coach:** TOM MOORE (Boston University '87)  
**Assistant Coach:** LUKE MURRAY (Fairfield '07)  
**Director of Basketball Operations:** PAUL WETTEMANN (UConn '18, UConn '20)  
**Athletic Trainer:** JAMES DORAN (San Diego St. '98; Wyoming '00)  
**Director Sports Performance:** GAVIN ROBERTS (Purdue '13, '15)  
**Video and Scouting Coordinator:** MATHEW JOHNSON (Tampa '17, UConn '22)  
**Director of Player Development:** MAMADOU DIARRA (UConn '20, UConn '22)

**SEASON SERIES:** Tonight's game will complete the season series between UConn and DePaul, with UConn looking for a season sweep after posting a 90-76 victory over the Blue Demons on Jan. 31 in Chicago. The Huskies shot .509 for the game and were never headed after compiling a 46-33 halftime lead. Sophomore **Jordan Hawkins** (26), junior **Adama Sanogo** (25) and senior **Tristen Newton** (21) combined for 72 points to lead the UConn offense, while Javan Johnson tallied 19 for DePaul. It was UConn's 15th straight win over DePaul.

**NATIONAL RANKINGS:** As of the national rankings of Feb. 27, UConn is ranked **No. 14**

in the **AP Top 25** poll. The Huskies are also ranked **No. 18** in the **USA Today Coaches Poll**. This is UConn's 16th consecutive week in the poll, its longest streak since the 2010-11, 2011-12 seasons. UConn was ranked for 15 weeks in last season's polls and finished the season at No. 21 in the AP poll. The Huskies are also ranked **#5** in **KenPom** rankings, with their offense ranked 7th in the country and their defense ranked 23rd in the country, one of only six teams in the country with both offense and defense ranked in the top 25. The Huskies are ranked **#8** in the **NCAA NET** rankings with 10 Quad 1 and 2 victories. The Huskies are also ranked in the top six in the Sagarin, Haslam and Team Rankings polls.



**BIG EAST PLAY:** In 36 full seasons of **BIG EAST Conference** play, plus this year, **UConn** has compiled a 360-252 record (.588) in regular-season play, 209-98 at home and 151-154 on the road. The Huskies also have a 38-28 record in the BIG EAST Tournament. They have won or shared 10 regular-season titles and won seven BIG EAST Tournament titles, second only to Georgetown's eight. UConn went 13-6 in BIG EAST Conference regular-season play last season and is 11-7 so far this year.

**NCAA STATISTICS:** Through games of Feb. 26, **UConn** is ranked among the top 30 teams nationally in a number of NCAA statistical categories. The Huskies rank 2nd in rebound margin (9.2), 6th in offensive rebounds per game (13.55), 9th in assists per game (17.1), 10th in scoring margin (13.7), 16th in rebounds per game (39.17), 17th in three-point fg percentage defense (29.8) and 17th in blocks per game (5.0). Individually, freshman **Donovan Clingan** ranks 30th in blocks per game (1.93).

**MCDONALD'S A-A:** **UConn** recruit **Stephon Castle** (Covington, Ga.) has been named a **McDonald's All-American** and is one of just 24 players selected to play in the prestigious McDonald's All-American Game on March 28 at the Toyota Center in Houston. The 6-6 point guard becomes the 12th McDonald's All-American in UConn basketball history, joining **Corny Thompson** (1978), **Donyell Marshall** (1991), **Richard Hamilton** (1996), **Khalid El-Amin** (1997), **Taliek Brown** (2000), **Scott Hazelton** (2000), **Charlie Villanueva** (2003), **Rudy Gay** (2004), **Kemba Walker** (2008), **Alex Oriakhi** (2009), and **Alterique Gilbert** (2016).

**WATCH LISTS:** UConn junior **Adama Sanogo** has been named to the midseason watch lists for the **Oscar Robertson Trophy**, as well as the season-long watch list for the **NABC Player of the Year**, all indicative of the national player of the year. He is also on the watch list for the **Kareem Abdul-Jabbar Center of the Year Award** and was named to the **Sporting News Midseason All-America Team**. UConn sophomore **Jordan Hawkins** is on the 10-player midseason list for the **Jerry West Shooting Guard of the Year Award** and junior **Andre Jackson Jr.** has been named to the watch list for the **Naismith Defensive Player of the Year** award.

**BIG EAST AWARDS:** UConn junior **Adama Sanogo** was named to the **BIG EAST Weekly Honor Roll** for the fifth time on Feb. 27 after he averaged 17.0 ppg, 7.0 rpg, 2.0 blocks and shot .667 from the floor in wins over Providence and St. John's.

#### **BIG EAST Player of the Week**

**Adama Sanogo** (2).....Nov. 14, Nov. 21

#### **BIG EAST Freshman of the Week**

**Alex Karaban** (5).....Nov. 14, Nov. 21, Jan. 2, Jan. 23, Feb. 6

**Donovan Clingan** (2).....Nov. 28, Dec. 12

#### **BIG EAST Weekly Honor Roll**

**Adama Sanogo** (5).....Dec. 19, Jan. 9, Feb. 6, Feb. 13, Feb. 27

**Andre Jackson Jr.** (2).....Jan. 2, Feb. 20

**Tristen Newton**.....Nov. 28

**Jordan Hawkins**.....Dec. 5

**Joey Calcaterra**.....Dec. 26

**PRESEASON HONOR:** UConn junior **Adama Sanogo** was selected as the **BIG EAST Preseason Player of the Year** from a vote of the league's head coaches, who cannot vote for their own players. Sanogo was a All-BIG EAST First Team selection at the end of last season. Sanogo is the seventh UConn player to win the preseason honor, joining **Corny Thompson** (1981), **Donyell Marshall** (1993), **Richard Hamilton** (1998), **Khalid El-Amin** (1999), **Emeka Okafor** (2003) and **Rudy Gay** (2005).

**TOURNAMENT TITLIST:** UConn's championship at the **2022 Phil Knight Invitational** was the sixth in-season tourney title that the Huskies have won in 18 straight years of competing in MTEs (multi-team events). The previous 17 tournaments include three Battle 4 Atlantis, three Maui Invationals, two Paradise Jams, two 2k Sports Classics,

## **BIG EAST CONFERENCE**

Through games of Feb. 27

	<b>BIG EAST</b>			<b>Overall</b>			
	W-L	H	A	W-L	H	A	N
Marquette	15-3	9-0	6-3	23-6	15-1	7-4	1-1
Xavier	13-5	8-1	5-4	21-8	14-2	6-4	1-2
Providence	13-5	9-0	4-5	21-8	15-0	5-6	0-2
Creighton	12-6	8-1	4-5	18-11	12-2	4-6	2-3
<b>UConn</b>	<b>11-7</b>	<b>7-2</b>	<b>4-5</b>	<b>22-7</b>	<b>14-2</b>	<b>5-5</b>	<b>3-0</b>
Seton Hall	9-9	5-4	4-5	16-13	10-5	5-6	1-2
Villanova	9-9	6-3	3-6	15-14	10-3	4-8	1-3
St. John's	7-12	4-6	3-6	17-13	11-6	3-7	3-0
Butler	6-12	4-5	2-7	14-15	10-5	3-8	1-2
DePaul	3-15	3-6	0-9	9-20	7-7	2-11	0-2
Georgetown	2-17	1-9	1-8	7-23	5-12	1-10	1-1

## **UConn IN THE BIG EAST**

<b>All games</b>			<b>Conference games</b>		
<b>Individual</b>			<b>Individual</b>		
<b>Scoring</b>			<b>Scoring</b>		
Sanogo	1st	16.9	Hawkins	1st	17.7
Hawkins	2nd	16.6	Sanogo	5th	16.0
<b>Rebounding</b>			<b>Rebounding</b>		
Sanogo	8th	7.2	Sanogo	5th	7.6
Jackson	14th	6.3	Jackson	11th	6.5
Clingan	16th	6.0	Clingan	16th	5.4
<b>Offensive Rebounds</b>			<b>Offensive Rebounds</b>		
Sanogo	6th	2.5	Sanogo	4th	2.8
Clingan	6th	2.5	Jackson	8th	2.3
Jackson	13th	2.0	Clingan	8th	2.3
<b>Defensive rebounds</b>			<b>Defensive rebounds</b>		
Sanogo	7th	4.8	Sanogo	5th	4.8
Jackson	14th	4.3			
<b>FG Pct.</b>			<b>FG Pct.</b>		
Clingan	3rd	.659	Sanogo	6th	.567
Sanogo	6th	.587			
<b>FT Pct.</b>			<b>FT Pct.</b>		
Hawkins	2nd	.877	Hawkins	2nd	.902
Newton	9th	.806	Newton	8th	.808
Sanogo	14th	.773			
<b>3-PT. Pct.</b>			<b>3-PT. Pct.</b>		
Calcaterra	1st	.447	Karaban	11th	.386
Karaban	10th	.391	Hawkins	15th	.372
Hawkins	11th	.390			
<b>3-PT. Made</b>			<b>3-PT. Made</b>		
Hawkins	1st	3.0	Hawkins	2nd	2.8
Karaban	13th	1.7	Karaban	12th	1.8
<b>Assists</b>			<b>Assists</b>		
Newton	7th	4.5	Newton	5th	4.6
Jackson	11th	4.1	Jackson	12th	3.8
<b>Blocked shots</b>			<b>Blocked shots</b>		
Clingan	4th	1.9	Clingan	4th	1.8
<b>Assist/Turnover Ratio</b>			<b>Assist/Turnover Ratio</b>		
Jackson	6th	2.1	Newton	6th	2.0
Newton	9th	1.9	Jackson	10th	1.7
<b>Team</b>			<b>Team</b>		
Scoring	3rd	78.9	Scoring	4th	75.2
Scoring Margin	1st	+13.7	Scoring Margin	4th	+5.8
FG Pct.	5th	.456	FG Pct.	8th	.432
3-Pt. Pct.	4th	.356	3-Pt. Pct.	6th	.344
3-Pt. Made	1st	8.9	3-Pt. Made	2nd	8.6
Scoring Def.	2nd	64.2	Scoring Def.	4th	69.4
FT Pct.	3rd	.753	FT Pct.	3rd	.760
FG Pct. Def.	1st	.412	FG Pct. Def.	2nd	.430
3-Pt. Pct. Def.	1st	.298	3-Pt. Pct. Def.	2nd	.310
Off. Reb.	1st	13.6	Off. Reb.	1st	14.4
Def. Reb.	5th	25.6	Def. Reb.	7th	24.4
Reb. Margin	1st	+9.1	Reb. Margin	1st	+7.9
Assists	3rd	17.1	Assists	3rd	16.1
Steals	6th	6.7	Steals	8th	5.9
Blocks	1st	5.0	Blocks	2nd	4.7
TO Margin	4th	+0.7	TO Margin	9th	-1.3
Ast/TO Ratio	4th	1.3	Ast/TO Ratio	3rd	1.3
Home Attendance	3rd	11,189	Home Attendance	3rd	12,566





the PK80, the NIT Tipoff Classic, the Empire Classic, the Charleston Classic, the Puerto Rico Tipoff, the Hispanic College Fund Classic, and the Legends Classic, which was cut to just one game because of the Covid-19 pandemic. The **Huskies** had emerged as champions in five of those tournaments -- the 2005 and 2010 Maui Invitationals, the 2006 Hispanic College Fund Classic, the 2008 Paradise Jam, and the 2013 2k Sports Classic. In all, UConn has played a combined 56 games in those MTEs and owns a record of 42-14 (.750). UConn Coach **Dan Hurley** is 11-3 (.786) in MTE games since taking over the program in 2018.

**DUNKS, CHARGES:** Through 29 games, UConn as a team has compiled 95 dunks and 37 charges drawn. Leading the dunk brigade is freshman **Donovan Clingan** with 37, while junior **Adama Sanogo** has 18 and junior **Andre Jackson** has 17. The leader in charges drawn is senior **Tristen Newton** with 11, while sophomore **Jordan Hawkins** has drawn 8 and senior **Nahiem Alleyne** has 6.

**LAST TIME OUT:** UConn rode the hot shooting of sophomore **Jordan Hawkins** and grad **Joey Calcaterra** in the first half to 50 first-half points and a 9-point halftime lead and went on to record a 95-86 win over St. John's at Madison Square Garden on Feb. 25 -- UConn's third straight. With junior **Adama Sanogo** as a force inside, the Huskies stretched the margin to 17 before coasting to the finish line. Hawkins led the scoring with 20 points, Sanogo had 18 and 9 rebounds, and Calcaterra and junior **Andre Jackson** contributed 15 points apiece.

**LAST GAMPEL GAME:** UConn played perhaps its most complete game of the season in its season finale at Gampel Pavilion, defeating Providence, 87-69. The Huskies took the lead with a 12-3 run in the last minutes of the first half, then broke the game open with a 14-0 run midway through the second half. Sophomore **Jordan Hawkins** led the UConn scoring with 20 points, while junior **Adama Sanogo** and freshman **Alex Karaban** each added 16 and senior **Tristen Newton** had 12 points, 7 rebounds and 7 assists.

**TOP 10 WIN:** UConn jumped out to a 17-4 lead in the opening few minutes against #10 Marquette and was never headed on its way to an 87-72 victory on Feb. 7 at the XL Center in Hartford. The Huskies held a 46-29 halftime lead and did not let Marquette get closer than 14 points the rest of the game. Sophomore **Jordan Hawkins** (20) led five Huskies in double figures. Junior **Adama Sanogo** had 18 points, freshman **Alex Karaban** and senior **Nahiem Alleyne** added 13 points apiece, and senior **Tristen Newton** scored 12 points, added 10 rebounds and a career-high 12 assists for a triple-double.

**DOUBLE TRIPLE-DOUBLE:** Senior **Tristen Newton** became the first player in UConn history to produce two triple-doubles in the same season with a 12-point-10-rebound-12-assist performance against Marquette on Feb. 7. Newton had his first triple-double on Nov. 15 against LIU with 22 points, 10 rebounds and 11 assists. The only other UConn player to have two triple-doubles in his career was **Shabazz Napier**, who had one as a sophomore in 2011-12 and a second as a senior in 2013-14. There have been a total of 13 triple-doubles in UConn history.

**BIG EAST-BIG 12 BATTLE:** UConn exploded on a 23-3 run in the last 7:00 of the first half to take command on its way to a 74-64 triumph over Oklahoma State on Dec. 1 in the **BIG EAST-Big 12 Battle** at Gampel Pavilion. OSU didn't cut the lead to single digits until the final minute of the game. UConn sophomore **Jordan Hawkins** led the Huskies with then a career-high 26 points, including 5 three-pointers.

**WINNING THE PKI:** In a hard-nosed battle, UConn took the lead 6:00 into the game and would never relinquish it on its way to a 71-53 victory over Iowa State on Nov. 27 in the championship game of the **Phil Knight Invitational** in Portland, Ore. With starters **Adama Sanogo** and **Jordan Hawkins** spending much of the time on the bench due to foul trouble, UConn's reserves stepped up and scored 40 points. Reserve center **Donovan Clingan**, named the tourney **Most Valuable Player**, had a double-double with 15 points and 10 rebounds, as did junior **Andre Jackson Jr.**, with 10 points and 13 rebounds. Senior **Tristen Newton** added 13 points and redshirt freshman **Alex Karaban**, who was named to the All-Tournament Team, chipped in with 10.

**PERFECT NON-CONFERENCE:** UConn finished its 2022-23 non-conference season with a perfect 11-0 record. It is UConn's sixth undefeated non-conference season since the Huskies joined the BIG EAST in the 1979-80 season.

**ANOTHER GRAND GAME:** UConn senior **Nahiem Alleyne**, who spent three seasons at Virginia Tech, joined the **1,000-point club** with 8 points against St. John's to bring his career scoring total to 1,007. Alleyne becomes the fourth UConn player on the roster with 1,000 career points. Senior **Tristen Newton**, who spent his first three seasons at East Carolina, has 1,309. Junior **Adama Sanogo** has 1,086. **Joey Calcaterra**, who spent his first four seasons at San Diego, has 1,023.

**CONSECUTIVE GAMES:** UConn junior **Adama Sanogo** has the longest current streak of games played and games started with 49.

## UConn Signs Top Five Recruiting Class

On Nov. 11, **Coach Dan Hurley** announced that UConn had received five signed National Letters of Intent, making up a recruiting class that has been rated as a consensus Top Five recruiting class in the country. **Stephon Castle**, **Jayden Ross**, **Solomon Ball**, **Jaylin Stewart** and **Yousouf Singare** will join the program as true freshman for the 2023-24 season.

**Stephon Castle** is a 6-6 point guard from Covington, Ga., who has consistently been rated among the Top 25 recruits in the country and has been named a McDonald's All-American. He averaged 16.6 points and 6.5 rebounds last year as he led Newton High School to the Final Four of the GHSA playoffs. He then helped USA Basketball with the gold medal in the 2022 FIBA U18 America Championships.

**Jayden Ross** is a 6-7 wing from Bristow, Va., who averaged 18.5 points and 8.6 rebounds for the St. James School last season and will spend his senior season at Long Island Lutheran. He is a versatile wing who can score at three levels.

**Solomon Ball** is a 6-4 guard from Leesburg, Va., who was teammates with Ross both at St. James School and with Team Melo. A prolific scorer, he averaged 25.4 points, 5.3 rebounds, and 2.3 assists last season at St. James. He has transferred to Brewster Academy (Wolfeboro, N.H.) for his senior year.

**Jaylin Stewart** is a 6-7 wing from Seattle, Wash., who is a consensus Top 60 recruit out of Garfield High School. He averaged 16.4 points for Seattle Rotary on the Nike EYBL circuit last season.

**Yousouf Singare** is a 7-0 center, originally from Mali, who now lives in the Bronx, N.Y., and attends Our Saviour Lutheran. An athletic big man who runs the floor well, he is an elite rebounder and shot-blocker, who also played for the EYBL New Heights Lightning for the past two years.



## UConn in the NBA

As of December, 2022, four former UConn players are on NBA rosters.

The four former Huskies are on four different NBA teams, and total a combined 38 seasons of previous NBA experience. The UConn four are led by **Rudy Gay** (Jazz), in his 17th season. The other Huskies include **Kemba Walker** (Mavericks), in his 12th NBA season, **Andre Drummond** (Bulls), in his 11th year, **James Bouknight** (Hornets) in his second season and **Tyrese Martin** (Hawks) in his rookie year.



## NATIONAL POLLS

### ASSOCIATED PRESS POLL

Feb. 27

Team	Record	Pts
1 Houston (49)	27-2	1531
<b>2 Alabama (5)</b>	<b>25-4</b>	<b>1456</b>
3 Kansas (8)	24-5	1445
4 UCLA	25-4	1391
5 Purdue	24-5	1200
<b>6 Marquette</b>	<b>23-6</b>	<b>1173</b>
7 Baylor	21-8	1099
8 Arizona	24-5	1091
9 Texas	22-7	1077
10 Gonzaga	25-5	1026
11 Kansas State	22-7	1002
12 Tennessee	21-8	736
13 Virginia	21-6	718
<b>14 UCONN</b>	<b>22-7</b>	<b>714</b>
15 Indiana	20-9	697
16 Miami	23-6	668
17 Saint Mary's	25-6	592
18 San Diego State	23-5	552
<b>19 Xavier</b>	<b>21-8</b>	<b>505</b>
<b>20 Providence</b>	<b>21-8</b>	<b>299</b>
21 Maryland	20-9	184
22 TCU	19-10	173
23 Kentucky	20-9	162
24 Texas A&M	21-8	161
25 Pittsburgh	21-8	140

**Others receiving votes:** Creighton 87, Duke 78, Oral Roberts 40, Northwestern 39, Florida Atlantic 25, **Iowa State 20**, Nevada 17, Missouri 16, Arkansas 7, Charleston 6, NC State 6, Clemson 5, Memphis 4, Boise State 3, USC 3, VCU 1, West Virginia 1

### USA TODAY COACHES POLL

Feb. 27

Team	Record	Pts.
1 Houston (27)	27-2	794
<b>2 Alabama (2)</b>	<b>25-4</b>	<b>752</b>
3 Kansas (3)	24-5	729
4 UCLA	25-4	728
5 Purdue	24-5	630
<b>6 Marquette</b>	<b>23-6</b>	<b>626</b>
7 Texas	22-7	558
8 Baylor	21-8	527
9 Arizona	24-5	518
10 Gonzaga	25-5	515
11 Kansas State	22-7	469
12 Virginia	21-6	389
13 Indiana	20-9	362
14 Tennessee	21-8	353
15 Miami	23-6	349
16 Saint Mary's	25-6	339
<b>17 Xavier</b>	<b>21-8</b>	<b>274</b>
<b>18 UCONN</b>	<b>22-7</b>	<b>254</b>
19 San Diego State	23-5	251
<b>20 Providence</b>	<b>21-8</b>	<b>239</b>
21 Texas A&M	21-8	113
22 TCU	19-10	109
<b>23 Creighton</b>	<b>18-11</b>	<b>95</b>
24 Maryland	20-9	82
25 Pittsburgh	21-8	64

**Others receiving votes:** Northwestern 52, Kentucky 49, NC State 48, **Iowa State 42**, Duke 29, Florida Atlantic 26, Oral Roberts 11, USC 9, Nevada 5, Toledo 3, Clemson 3, Kent State 2, Boise State 2

UConn's 2022-23 opponents in **boldface** type.

## THE LAST TIME ...

### Team

#### 100 Points by a Team

By UConn 114 vs. LIU (GP), 12/10/22  
By Opponent 109 vs. Auburn (2ot), 11/24/21

#### 90 Points by a Team

By UConn 95 at St. John's (MSG), 2/25/23  
By Opponent 90 at Seton Hall (ot), 1/8/22

#### 40-plus Point Win

By UConn 114-61 vs. LIU (GP), 12/10/22  
By Opponent 101-61 at Syracuse, 11/30/77

#### 30-plus Point Win

By UConn 86-56 vs. Butler (XL), 1/22/23  
By Opponent 84-45 vs. Houston, 3/15/19

#### 20-plus Point Win

By UConn 68-46 at Butler, 12/17/22  
By Opponent 81-58 vs. Villanova (MSG), 12/22/18

#### 60-Percent Shooting by a Team

By UConn .625 vs. LIU (GP), 12/10/22  
By Opponent .600 vs. Arkansas, 11/26/17

#### Single Overtime Game

UConn Win 86-78 vs. St. John's (GP), 1/12/22  
UConn Loss 87-90 at Seton Hall, 1/8/22

#### Multi-Overtime Game

UConn Win 115-109 vs. Auburn (N), 11/24/21 (2ot)  
UConn Loss 89-93 at Temple, 2/20/20 (2ot)

#### 10 Three-Point Field Goals Made

By UConn 10 vs. Providence (GP), 2/22/23  
By Opponent 10 vs. Xavier (GP), 1/25/23

#### 10 Blocks

By UConn 11 at Marquette, 1/11/23  
11 at St. John's (MSG), 2/25/23  
By Opponent 11 vs. Cincinnati (GP), 2/9/20

#### 15 Blocks

By UConn 15 vs. Maine, 11/13/15

#### 10 Steals

By UConn 12 vs. Villanova (XL), 12/28/22

#### 60 Rebounds

By UConn 76 vs. Syracuse, 3/12/09 (6OT)\*



Joey Calcaterra came off the bench to score 15 points vs. St. John's at Madison Square Garden.

### UConn 2022-23 STARTING LINEUPS

Karaban, Sanogo, Jackson, Hawkins, Newton (14-7)

Karaban, Sanogo, Alleyne, Hawkins, Newton (5-0)

Alleyne, Karaban, Sanogo, Newton, Diarra (2-0)

Alleyne, S. Johnson, Sanogo, Hawkins, Newton (1-0)

### Individual

#### 40 Points by a Player

40, James Bouknight vs. Creighton, 12/20/20

#### 30 Points by a Player

31, Jordan Hawkins vs. St. John's (XL) (1/15/23)

#### 20 Rebounds by a Player

21, Alex Oriakhi at Texas, 1/8/11

#### 15 Rebounds by a Player

15, Adama Sanogo vs. Boston U. (GP) 11/11/22  
16, Tyrese Martin vs. DePaul (GP) 3/5/22

#### Two Players with 20 Points

vs. Xavier (GP) (1/25/23)  
Jordan Hawkins 28, Tristen Newton 23

#### Three Players with 20 Points

at DePaul (1/31/23)  
Jordan Hawkins 26, Adama Sanogo 25, Tristen Newton 21

#### Two Players with 10 Rebounds

vs. DePaul (GP), (3/5/22)  
Tyrese Martin 16, Adama Sanogo 11

#### 15 Field Goals Made

15, Kemba Walker vs. Vermont, 11/17/10

#### 10 Free Throws Made

14, Tristen Newton vs. Buffalo (XL), 11/15/22

#### 10 Assists by a Player

12, Tristen Newton vs. Marquette (XL), 2/7/23

#### 15 Assists by a Player

16, Marcus Williams vs. Notre Dame, 1/30/05

#### 5 Steals by a Player

6, R.J. Cole at Georgetown, 2/23/21

#### 5 Blocks by a Player

5, Donovan Clingan at St. John's (MSG), 2/25/23  
5, Donovan Clingan at Marquette, 1/11/23  
5, Isaiah Whaley at St. John's (MSG), 2/13/22  
6, Adama Sanogo vs. St. John's (GP) 1/12/22

#### 10 Blocks by a Player

10, Hasheem Thabeet vs. PC, 1/31/09

#### 5 Three-Point FGM by a Player

5, Jordan Hawkins vs. Marquette (XL) (2/7/23)  
5, Jordan Hawkins vs. Xavier (GP) (1/25/23)

#### Single Player with a Double-Double

Andre Jackson Jr. 15p-10r vs. Seton Hall (GP) 2/18/23

#### Consecutive Double-Doubles by a Player

Adama Sanogo  
13p-16 reb at Creighton, 3/22/22  
26p-11 reb vs. DePaul (GP), 3/5/22

#### Triple-Double by a Player

Tristen Newton  
12p-10r-12a vs. Marquette (XL) (2/7/23)

#### Two Players with a Double-Double

Win, 71-53 vs. Iowa St. (N), 11/27/22  
Donovan Clingan: 15p-10r; Andre Jackson Jr.: 10p-13r.

#### Six Players in Double Figures

Win, 84-64 vs. Buffalo (XL), 11/15/22 -- Tristen Newton 22, Joey Calcaterra 15, Nahiem Alleyne 12, Adama Sanogo 11, Donovan Clingan 11, Alex Karaban 10.

#### Five Players in Double Figures

Win, 87-72 vs. Marquette (XL), 2/7/23 -- Jordan Hawkins 20, Adama Sanogo 18, Alex Karaban 13, Nahiem Alleyne 13, Tristen Newton 12.





# Dan HURLEY

## Head Coach

### 5th year at UConn

Since taking over as the head coach of the UConn men's basketball program in March, 2018, Dan Hurley has guided the Huskies on a steady climb back to national prominence. In the 2021-22 season, the fourth of the Hurley Era at UConn, not only did the upward trajectory continue, but the program took another significant leap.

Back to a semblance of normalcy following the uncertain Covid-plagued season of 2020-21, Hurley coached the 2021-22 Huskies to 23 overall wins (23-10), the third different program he has resurrected from a sub-.500 record to a 20-win season in four years or less. It was the most overall wins for a UConn team in six years and the most conference wins (13) for UConn in eight seasons.

Not only has UConn's winning percentage improved in each year under Hurley, but last season, the Huskies had five road wins, three wins against Top 25 opponents, four neutral-site victories and were ranked in the national Top 25 poll for 15 weeks. Hurley again took his team to the NCAA Tournament, marking UConn's first back-to-back appearances in the Big Dance in 10 years. The season included a second consecutive top three finish in the BIG EAST Conference, a second straight trip to the BIG EAST Tournament semifinals, three separate five-game winning streaks and the 10 losses were by an average margin of just 4.7 points.

In 12 seasons as a head coach, Hurley has posted a 224-152 overall record (.596), 73-47 at UConn (.608). Take away the records from his first season at each new school, during which he was essentially tasked with stopping the bleeding of a broken program, and that overall winning percentage jumps to an impressive .658.

A steady influx of highly-rated recruiting classes has been the backbone of UConn's yearly rise under Hurley and his coaching staff.

Despite the most uncertain of seasons in 2020-21 that included stops and starts, shutdowns and restarts, cancellations, postponements and rescheduling, the program continued to move forward.

The Huskies had three lengthy shutdowns and 10 games either cancelled or postponed, but still they finished third in their first season back in the BIG EAST, cracked the Top 25, reach

the BIG EAST Tournament semifinals and, perhaps most importantly, earned a berth in the NCAA Tournament for the first time in five years.

Hurley became the 19th head coach in the history of UConn basketball on March 22, 2018, when he accepted the challenge of resurrecting a program that had suffered two consecutive losing seasons. It didn't take long for him to put his stamp on the program. Three games into his first season as the head coach of the Huskies in 2018-19, the team had three victories, including its first win over a nationally-ranked opponent in three years.

As the architect of two previous college basketball rebuilding projects, however, Hurley was well-aware that the challenge of returning the four-time NCAA champion Huskies to national prominence wasn't going to be that easy. As with his two other program turnarounds, there clearly were going to be struggles and growing pains, and UConn's final 16-17 record, while disappointing, was not all that surprising.

Although he was a national recruit coming out of St. Anthony High School and he put together an impressive college playing career at Seton Hall, it is as a coach that Hurley has made the basketball world take notice, as a program-builder and a positive guiding force for young men. While still a youthful coach in college basketball terms, Hurley has already taken charge of four struggling hoop programs – St. Benedict's Prep, Wagner College, the University of Rhode Island, and UConn -- and built them into competitors on the national stage.

Hurley is a product of one of the most well-known basketball families in the country, led by his father, Bob Sr., a Naismith Memorial Basketball Hall of Fame inductee following a legendary high school coaching career at powerhouse St. Anthony in Jersey City (N.J.) and including older brother Bobby, a college All-American and two-time National Champion player at Duke, who played for five years in the NBA, and is currently the head coach at Arizona State.

Hurley came to UConn following six years at Rhode Island, where he took a program that went 7-23 in the season before he arrived to a combined 51-18 mark and two NCAA Tournament appearances in his final two years, URI's



#### HURLEY COACHING FILE

1996-97 St. Anthony High School (Asst. Coach)  
1997-2001 Rutgers University (Asst. Coach)  
2001-2010 St. Benedict's Prep (Head Coach, 223-21)

2010-11	Wagner College	13-17 (9-9 Northeast Conf.)
2011-12	Wagner College	25-6 (15-3 Northeast Conf.)
2012-13	Rhode Island	8-21 (3-13 Atlantic 10)
2013-14	Rhode Island	14-18 (5-11 Atlantic 10)
2014-15	Rhode Island	23-10 (13-5 Atlantic 10)
2015-16	Rhode Island	17-15 (9-9 Atlantic 10)
2016-17	Rhode Island	25-10 (13-5 Atlantic 10)
2017-18	Rhode Island	26-8 (15-3 Atlantic 10)
2018-19	UConn	16-17 (6-12 American)
2019-20	UConn	19-12 (10-8 American)
2020-21	UConn	15-8 (11-6 BIG EAST)
2021-22	UConn	23-10 (13-6 BIG EAST)
2022-23	UConn	22-7 (11-7 BIG EAST)

Totals Overall: 246-159 (.607)  
At UConn: 95-54 (.638)  
Conference: 133-97 (.578)  
NCAA Record: 2-4  
NIT Record: 1-1

first NCAA appearances in 18 years. In each year, Hurley guided the Rams to a first-round NCAA tourney victory.

In his six seasons in Rhode Island, Hurley's teams were a combined 113-82 (.579), but an even more impressive 91-43 (.679) with two NCAA appearances and an NIT berth during his last four years.

It was at St. Benedict's, where he also taught history, that Hurley maintains he really learned his craft, building the program into a national prep school powerhouse. In nine seasons, Hurley compiled a sterling 223-21 record, with four Top Five finishes in the national rankings.

Born (1/16/73) and raised in in Jersey City, Hurley was an outstanding high school player at St. Anthony, leading the team to a 31-1 record and a No. 2 national ranking as a senior. At Seton Hall, he played under head coaches P.J. Carlesimo and George Blaney, amassing career totals of 1,070 points and 437 assists and helping the Pirates to three NCAA Tournament appearances and an NIT berth during his career.

Dan and wife Andrea, who met while both were attending Seton Hall, are the parents of two sons, Danny, also a Seton Hall graduate, and Andrew, a junior at UConn.





# 2022-23 UConn Men's Basketball Combined Team Statistics All games

Page 1/1  
as of Feb 25, 2023

## Game Records

Record	Overall	Home	Away	Neutral
ALL GAMES	22-7	14-2	5-5	3-0
CONFERENCE	11-7	7-2	4-5	0-0
NON-CONFERENCE	11-0	7-0	1-0	3-0

## Score by Periods

Team	1st	2nd	OT	TOT
UConn	1150	1139	0	2289
Opponents	867	1025	0	1892

## Team Box Score

No.	Player				Total		3-Point		F-Throw		Rebounds													
		GP-GS	MIN	AVG	FG-FGA	FG%	3FG-3FGA	3FG%	FT-FTA	FT%	OFF	DEF	TOT	AVG	PF	DQ	A	TO	BLK	STL	PTS	AVG		
21	SANOGO, Adama	29-29	771:37	26.6	199-339	.587	16-43	.372	75-97	.773	72	138	210	7.2	83	2	39	53	22	24	489	16.9		
24	HAWKINS, Jordan	27-27	798:26	29.6	138-333	.414	80-205	.390	93-106	.877	29	79	108	4.0	65	1	38	41	16	23	449	16.6		
2	NEWTON, Tristen	29-29	822:48	28.4	76-205	.371	31-90	.344	108-134	.806	31	91	122	4.2	55	0	130	70	8	33	291	10.0		
11	KARABAN, Alex	29-28	833:13	28.7	96-208	.462	50-128	.391	32-39	.821	47	78	125	4.3	70	1	50	32	16	16	274	9.4		
32	CLINGAN, Donovan	29-0	386:15	13.3	89-135	.659	0-1	.000	39-76	.513	73	101	174	6.0	57	0	13	31	56	13	217	7.5		
44	JACKSON JR., Andre	26-21	742:58	28.6	62-159	.390	18-68	.265	26-37	.703	51	112	163	6.3	75	4	106	50	16	28	168	6.5		
3	CALCATERRA, Joey	28-0	398:19	14.2	54-127	.425	34-76	.447	19-22	.864	14	36	50	1.8	31	1	36	20	2	15	161	5.8		
4	ALLEYNE, Nahiem	29-8	527:07	18.2	48-140	.343	23-77	.299	17-21	.810	11	26	37	1.3	47	0	23	20	2	13	136	4.7		
35	JOHNSON, Samson	4-1	30:23	7.6	4-8	.500	0-2	.000	3-3	1.000	5	1	6	1.5	4	0	1	2	0	1	11	2.8		
5	DIARRA, Hassan	28-2	405:14	14.5	25-78	.321	7-34	.206	19-37	.514	12	29	41	1.5	40	0	57	33	6	25	76	2.7		
13	SPRINGS, Richie	11-0	30:11	2.7	4-7	.571	0-0	.000	3-5	.600	2	7	9	0.8	4	0	3	0	0	0	11	1.0		
33	ROUMOGLOU, Apostolos	12-0	19:36	1.6	1-3	.333	0-0	.000	2-2	1.000	1	4	5	0.4	4	0	1	2	0	1	4	0.3		
20	HURLEY, Andrew	8-0	11:21	1.4	1-4	.250	0-1	.000	0-0	.000	0	0	0	0.0	0	0	0	1	0	1	2	0.3		
40	JOHNSON JR., Andre	7-0	08:09	1.2	0-1	.000	0-1	.000	0-0	.000	0	0	0	0.0	0	0	0	0	0	0	0	0.0		
41	HENDRY, Emmett	7-0	06:13	0.9	0-0	.000	0-0	.000	0-0	.000	0	0	0	0.0	0	0	0	0	0	0	0	0.0		
30	HASSON, Yarin	7-0	08:08	1.2	0-2	.000	0-1	.000	0-0	.000	1	0	1	0.1	3	0	0	0	1	0	0	0.0		
Team											44	41	85					20						
Total		29	5800		797-1749	.456	259-727	.356	436-579	.753	393	743	1136	39.2	538	9	497	375	145	193	2289	78.9		
Opponents		29	5800		647-1571	.412	134-449	.298	464-629	.738	260	613	873	30.1	515	14	264	394	89	190	1892	65.2		

## Team Statistics

	UCONN	OPP
<b>Scoring</b>	<b>2289</b>	<b>1892</b>
Points per game	78.9	65.2
Scoring margin	+13.7	-
<b>Field goals-att</b>	<b>797-1749</b>	<b>647-1571</b>
Field goal pct	.456	.412
<b>3 point fg-att</b>	<b>259-727</b>	<b>134-449</b>
3-point FG pct	.356	.298
3-pt FG made per game	8.9	4.6
<b>Free throws-att</b>	<b>436-579</b>	<b>464-629</b>
Free throw pct	.753	.738
F-Throws made per game	15.0	16.0
<b>Rebounds</b>	<b>1136</b>	<b>873</b>
Rebounds per game	39.2	30.1
Rebounding margin	+9.1	-
<b>Assists</b>	<b>497</b>	<b>264</b>
Assists per game	17.1	9.1
<b>Turnovers</b>	<b>375</b>	<b>394</b>
Turnovers per game	12.9	13.6
Turnover margin	+0.7	-
Assist/turnover ratio	1.3	0.7
<b>Steals</b>	<b>193</b>	<b>190</b>
Steals per game	6.7	6.6
<b>Blocks</b>	<b>145</b>	<b>89</b>
Blocks per game	5.0	3.1
<b>Winning streak</b>	<b>3</b>	<b>-</b>
Home win streak	3	-
<b>Attendance</b>	<b>179017</b>	<b>110224</b>
Home games-Avg/Game	16-11189	10-11022
Neutral site-Avg/Game	-	3-4735

## Team Results

Date	Opponent		Score	Att.
11/07/2022	Stonehill	W	85-54	9116
11/11/2022	Boston U.	W	86-57	9156
11/15/2022	Buffalo	W	84-64	10112
11/18/2022	UNCW	W	86-50	7766
11/20/2022	Delaware St.	W	95-60	9442
11/24/2022	vs Oregon	W	83-59	5598
11/25/2022	vs Alabama	W	82-67	3603
11/27/2022	vs Iowa St.	W	71-53	5005
12/01/2022	Oklahoma St.	W	74-64	10167
12/07/2022	at Florida	W	75-54	9046
12/10/2022	LIU	W	114-61	10167
12/17/2022	at Butler	W	68-46	8283
12/20/2022	Georgetown	W	84-73	10167
12/28/2022	Villanova	W	74-66	15564
12/31/2022	at Xavier	L	73-83	10565
01/04/2023	at Providence	L	61-73	12400
01/07/2023	Creighton	W	69-60	10167
01/11/2023	at Marquette	L	76-82	15116
01/15/2023	St. John's (NY)	L	74-85	15564
01/18/2023	at Seton Hall	L	66-67	9710
01/22/2023	Butler	W	86-56	15564
01/25/2023	Xavier	L	79-82	10167
01/31/2023	at DePaul	W	90-76	3956
02/04/2023	at Georgetown	W	68-62	10621
02/07/2023	Marquette	W	87-72	15564
02/11/2023	at Creighton	L	53-56	18286
02/18/2023	Seton Hall	W	64-55	10167
02/22/2023	Providence	W	87-69	10167
02/25/2023	at St. John's (NY)	W	95-86	12241



# 2022-23 UConn Men's Basketball Combined Team Statistics In Conference games

Page 1/1  
as of Feb 25, 2023

## Game Records

Record	Overall	Home	Away	Neutral
ALL GAMES	11-7	7-2	4-5	0-0
CONFERENCE	11-7	7-2	4-5	0-0
NON-CONFERENCE	0-0	0-0	0-0	0-0

## Score by Periods

Team	1st	2nd	OT	TOT
UConn	673	681	0	1354
Opponents	578	671	0	1249

## Team Box Score

No.	Player				Total		3-Point		F-Throw		Rebounds														
		GP-GS	MIN	AVG	FG-FGA	FG%	3FG-3FGA	3FG%	FT-FTA	FT%	OFF	DEF	TOT	AVG	PF	DQ	A	TO	BLK	STL	PTS	AVG			
24	HAWKINS, Jordan	18-18	585:35	32.5	97-237	.409	51-137	.372	74-82	.902	24	58	82	4.6	47	1	23	31	11	16	319	17.7			
21	SANOGO, Adama	18-18	507:37	28.2	119-210	.567	9-24	.375	41-55	.745	51	86	137	7.6	54	2	26	34	13	12	288	16.0			
2	NEWTON, Tristen	18-18	518:39	28.8	50-130	.385	18-53	.340	63-78	.808	21	53	74	4.1	36	0	82	41	5	18	181	10.1			
11	KARABAN, Alex	18-18	534:18	29.7	60-136	.441	32-83	.386	13-15	.867	32	50	82	4.6	42	1	29	18	8	12	165	9.2			
44	JACKSON JR., Andre	18-18	538:54	29.9	46-121	.380	13-49	.265	17-25	.680	42	75	117	6.5	53	3	69	40	8	16	122	6.8			
32	CLINGAN, Donovan	18-0	218:51	12.2	40-70	.571	0-0	.000	22-44	.500	42	56	98	5.4	34	0	10	22	33	5	102	5.7			
4	ALLEYNE, Nahiem	18-0	282:04	15.7	23-74	.311	14-44	.318	11-14	.786	5	15	20	1.1	25	0	10	10	2	5	71	3.9			
3	CALCATERRA, Joey	17-0	175:20	10.3	21-68	.309	13-39	.333	5-5	1.000	7	13	20	1.2	18	1	15	7	1	6	60	3.5			
5	DIARRA, Hassan	17-0	215:42	12.7	14-39	.359	4-17	.235	10-19	.526	7	11	18	1.1	23	0	25	13	4	15	42	2.5			
35	JOHNSON, Samson	3-0	14:04	4.7	2-6	.333	0-2	.000	0-0	.000	3	0	3	1.0	0	0	1	2	0	1	4	1.3			
40	JOHNSON JR., Andre	1-0	00:46	0.8	0-0	.000	0-0	.000	0-0	.000	0	0	0	0.0	0	0	0	0	0	0	0	0.0			
20	HURLEY, Andrew	1-0	01:10	1.2	0-0	.000	0-0	.000	0-0	.000	0	0	0	0.0	0	0	0	0	0	0	0	0.0			
33	ROUMOGLOU, Apostolos	3-0	03:59	1.3	0-1	.000	0-0	.000	0-0	.000	0	0	0	0.0	1	0	0	0	0	0	0	0.0			
41	HENDRY, Emmett	1-0	00:46	0.8	0-0	.000	0-0	.000	0-0	.000	0	0	0	0.0	0	0	0	0	0	0	0	0.0			
13	SPRINGS, Richie	2-0	01:32	0.8	0-0	.000	0-0	.000	0-0	.000	0	0	0	0.0	0	0	0	0	0	0	0	0.0			
30	HASSON, Yarin	1-0	00:46	0.8	0-1	.000	0-0	.000	0-0	.000	1	0	1	1.0	0	0	0	0	0	0	0	0.0			
Team											25	23	48				13								
Total		18	3600		472-1093	.432	154-448	.344	256-337	.760	260	440	700	38.9	333	8	290	231	85	106	1354	75.2			
Opponents		18	3600		428-996	.430	93-300	.310	300-393	.763	172	385	557	30.9	300	9	184	208	59	114	1249	69.4			

## Team Statistics

	UConn	OPP
<b>Scoring</b>	<b>1354</b>	<b>1249</b>
Points per game	75.2	69.4
Scoring margin	+5.8	-
<b>Field goals-att</b>	<b>472-1093</b>	<b>428-996</b>
Field goal pct	.432	.430
<b>3 point fg-att</b>	<b>154-448</b>	<b>93-300</b>
3-point FG pct	.344	.310
3-pt FG made per game	8.6	5.2
<b>Free throws-att</b>	<b>256-337</b>	<b>300-393</b>
Free throw pct	.760	.763
F-Throws made per game	14.2	16.7
<b>Rebounds</b>	<b>700</b>	<b>557</b>
Rebounds per game	38.9	30.9
Rebounding margin	+7.9	-
<b>Assists</b>	<b>290</b>	<b>184</b>
Assists per game	16.1	10.2
<b>Turnovers</b>	<b>231</b>	<b>208</b>
Turnovers per game	12.8	11.6
Turnover margin	-1.3	-
Assist/turnover ratio	1.3	0.9
<b>Steals</b>	<b>106</b>	<b>114</b>
Steals per game	5.9	6.3
<b>Blocks</b>	<b>85</b>	<b>59</b>
Blocks per game	4.7	3.3
<b>Winning streak</b>	<b>3</b>	<b>-</b>
Home win streak	3	-
<b>Attendance</b>	<b>113091</b>	<b>101178</b>
Home games-Avg/Game	9-12566	9-11242
Neutral site-Avg/Game	-	0-0

## Team Results

Date	Opponent		Score	Att.
12/17/2022	at Butler	W	68-46	8283
12/20/2022	Georgetown	W	84-73	10167
12/28/2022	Villanova	W	74-66	15564
12/31/2022	at Xavier	L	73-83	10565
01/04/2023	at Providence	L	61-73	12400
01/07/2023	Creighton	W	69-60	10167
01/11/2023	at Marquette	L	76-82	15116
01/15/2023	St. John's (NY)	L	74-85	15564
01/18/2023	at Seton Hall	L	66-67	9710
01/22/2023	Butler	W	86-56	15564
01/25/2023	Xavier	L	79-82	10167
01/31/2023	at DePaul	W	90-76	3956
02/04/2023	at Georgetown	W	68-62	10621
02/07/2023	Marquette	W	87-72	15564
02/11/2023	at Creighton	L	53-56	18286
02/18/2023	Seton Hall	W	64-55	10167
02/22/2023	Providence	W	87-69	10167
02/25/2023	at St. John's (NY)	W	95-86	12241





**2022-23 UConn Men's Basketball  
Season Schedule/Results & Leaders  
All games**

Page 1/2  
as of Feb 25, 2023

**Game Records**

Record	Overall	Home	Away	Neutral
ALL GAMES	22-7	14-2	5-5	3-0
CONFERENCE	11-7	7-2	4-5	0-0
NON-CONFERENCE	11-0	7-0	1-0	3-0

**Team Results**

Date	Opponent		Score	Att.	High Points	High Rebounds
11/07/2022	Stonehill	W	85-54	9116	(19) SANOGO, Adama	(7) CLINGAN, Donovan
11/11/2022	Boston U.	W	86-57	9156	(27) SANOGO, Adama	(15) SANOGO, Adama
11/15/2022	Buffalo	W	84-64	10112	(22) NEWTON, Tristen	(10) NEWTON, Tristen
11/18/2022	UNCW	W	86-50	7766	(24) SANOGO, Adama	(6) CLINGAN, Donovan
11/20/2022	Delaware St.	W	95-60	9442	(26) SANOGO, Adama	(9) HAWKINS, Jordan
11/24/2022	vs Oregon	W	83-59	5598	(23) NEWTON, Tristen	(8) CLINGAN, Donovan
11/25/2022	vs Alabama	W	82-67	3603	(25) SANOGO, Adama	(7) JACKSON JR., Andre
11/27/2022	vs Iowa St.	W	71-53	5005	(15) CLINGAN, Donovan	(13) JACKSON JR., Andre
12/01/2022	Oklahoma St.	W	74-64	10167	(26) HAWKINS, Jordan	(7) JACKSON JR., Andre
12/07/2022	at Florida	W	75-54	9046	(17) SANOGO, Adama	(8) JACKSON JR., Andre
						(8) CLINGAN, Donovan
12/10/2022	LIU	W	114-61	10167	(22) HAWKINS, Jordan	(11) CLINGAN, Donovan
12/17/2022	at Butler	W	68-46	8283	(27) SANOGO, Adama	(14) SANOGO, Adama
12/20/2022	Georgetown	W	84-73	10167	(17) NEWTON, Tristen	(8) JACKSON JR., Andre
12/28/2022	Villanova	W	74-66	15564	(22) HAWKINS, Jordan	(7) HAWKINS, Jordan
12/31/2022	at Xavier	L	73-83	10565	(18) SANOGO, Adama	(10) JACKSON JR., Andre
01/04/2023	at Providence	L	61-73	12400	(15) HAWKINS, Jordan	(11) CLINGAN, Donovan
01/07/2023	Creighton	W	69-60	10167	(26) SANOGO, Adama	(9) SANOGO, Adama
						(9) JACKSON JR., Andre
01/11/2023	at Marquette	L	76-82	15116	(20) CLINGAN, Donovan	(10) CLINGAN, Donovan
01/15/2023	St. John's (NY)	L	74-85	15564	(31) HAWKINS, Jordan	(10) SANOGO, Adama
01/18/2023	at Seton Hall	L	66-67	9710	(16) SANOGO, Adama	(10) JACKSON JR., Andre
01/22/2023	Butler	W	86-56	15564	(20) HAWKINS, Jordan	(14) SANOGO, Adama
01/25/2023	Xavier	L	79-82	10167	(28) HAWKINS, Jordan	(9) SANOGO, Adama
01/31/2023	at DePaul	W	90-76	3956	(26) HAWKINS, Jordan	(9) SANOGO, Adama
						(9) CLINGAN, Donovan
02/04/2023	at Georgetown	W	68-62	10621	(15) NEWTON, Tristen	(10) JACKSON JR., Andre
					(15) SANOGO, Adama	
02/07/2023	Marquette	W	87-72	15564	(20) HAWKINS, Jordan	(10) NEWTON, Tristen
02/11/2023	at Creighton	L	53-56	18286	(17) SANOGO, Adama	(10) SANOGO, Adama
02/18/2023	Seton Hall	W	64-55	10167	(20) HAWKINS, Jordan	(10) JACKSON JR., Andre
02/22/2023	Providence	W	87-69	10167	(20) HAWKINS, Jordan	(8) KARABAN, Alex
02/25/2023	at St. John's (NY)	W	95-86	12241	(20) HAWKINS, Jordan	(9) SANOGO, Adama

**Attendance Summary**

	Games	Attend	Avg/Game
Home	16	179017	11189
Away	10	110224	11022
Neutral	3	14206	4735



**2022-23 UConn Men's Basketball  
Season Schedule/Results & Leaders  
All games**

Page 2/2  
as of Feb 25, 2023

---

	Games	Attend	Avg/Game
Total	29	303447	10464



# 2022-23 UConn Men's Basketball Extended Season Box Score All games

Page 1/1  
as of Feb 25, 2023

## Game Records

Record	Overall	Home	Away	Neutral
ALL GAMES	22-7	14-2	5-5	3-0
CONFERENCE	11-7	7-2	4-5	0-0
NON-CONFERENCE	11-0	7-0	1-0	3-0

## Team Box Score Extended

No.	Player				Total		3-Point		F-Throw		Rebounds																			
		GP-GS	MIN	AVG	FG-FGA	FG%	3FG-3FGA	3FG%	FT-FTA	FT%	OFF	DEF	TOT	AVG	PF	DQ	A	A/G	TO	TO/G	A/TO	BLK	BLK/G	STL	STL/G	PTS	AVG			
21	SANOGO, Adama	29-29	771:37	26.6	199-339	.587	16-43	.372	75-97	.773	72	138	210	7.2	83	2	39	1.34	53	1.83	0.74	22	0.76	24	0.83	489	16.9			
24	HAWKINS, Jordan	27-27	798:26	29.6	138-333	.414	80-205	.390	93-106	.877	29	79	108	4.0	65	1	38	1.41	41	1.52	0.93	16	0.59	23	0.85	449	16.6			
2	NEWTON, Tristen	29-29	822:48	28.4	76-205	.371	31-90	.344	108-134	.806	31	91	122	4.2	55	0	130	4.48	70	2.41	1.86	8	0.28	33	1.14	291	10.0			
11	KARABAN, Alex	29-28	833:13	28.7	96-208	.462	50-128	.391	32-39	.821	47	78	125	4.3	70	1	50	1.72	32	1.10	1.56	16	0.55	16	0.55	274	9.4			
32	CLINGAN, Donovan	29-0	386:15	13.3	89-135	.659	0-1	.000	39-76	.513	73	101	174	6.0	57	0	13	0.45	31	1.07	0.42	56	1.93	13	0.45	217	7.5			
44	JACKSON JR., Andre	26-21	742:58	28.6	62-159	.390	18-68	.265	26-37	.703	51	112	163	6.3	75	4	106	4.08	50	1.92	2.12	16	0.62	28	1.08	168	6.5			
3	CALCATERRA, Joey	28-0	398:19	14.2	54-127	.425	34-76	.447	19-22	.864	14	36	50	1.8	31	1	36	1.29	20	0.71	1.80	2	0.07	15	0.54	161	5.8			
4	ALLEYNE, Nahiem	29-8	527:07	18.2	48-140	.343	23-77	.299	17-21	.810	11	26	37	1.3	47	0	23	0.79	20	0.69	1.15	2	0.07	13	0.45	136	4.7			
35	JOHNSON, Samson	4-1	30:23	7.6	4-8	.500	0-2	.000	3-3	1.000	5	1	6	1.5	4	0	1	0.25	2	0.50	0.50	0	0.00	1	0.25	11	2.8			
5	DIARRA, Hassan	28-2	405:14	14.5	25-78	.321	7-34	.206	19-37	.514	12	29	41	1.5	40	0	57	2.04	33	1.18	1.73	6	0.21	25	0.89	76	2.7			
13	SPRINGS, Richie	11-0	30:11	2.7	4-7	.571	0-0	.000	3-5	.600	2	7	9	0.8	4	0	3	0.27	0	0.00	3.00	0	0.00	0	0.00	11	1.0			
33	ROUMOGLOU, Apostolos	12-0	19:36	1.6	1-3	.333	0-0	.000	2-2	1.000	1	4	5	0.4	4	0	1	0.08	2	0.17	0.50	0	0.00	1	0.08	4	0.3			
20	HURLEY, Andrew	8-0	11:21	1.4	1-4	.250	0-1	.000	0-0	.000	0	0	0	0.0	0	0	0	0.00	1	0.13	0.00	0	0.00	1	0.13	2	0.3			
40	JOHNSON JR., Andre	7-0	08:09	1.2	0-1	.000	0-1	.000	0-0	.000	0	0	0	0.0	0	0	0	0.00	0	0.00	0.00	0	0.00	0	0.00	0	0.0			
41	HENDRY, Emmett	7-0	06:13	0.9	0-0	.000	0-0	.000	0-0	.000	0	0	0	0.0	0	0	0	0.00	0	0.00	0.00	0	0.00	0	0.00	0	0.0			
30	HASSON, Yarin	7-0	08:08	1.2	0-2	.000	0-1	.000	0-0	.000	1	0	1	0.1	3	0	0	0.00	0	0.00	0.00	1	0.14	0	0.00	0	0.0			
Total		29	5800		797-1749	.456	259-727	.356	436-579	.753	393	743	1136	39.2	538	9	497	17.14	375	12.93	1.33	145	5.00	193	6.66	2289	78.9			
Opponents		29	5800		647-1571	.412	134-449	.298	464-629	.738	260	613	873	30.1	515	14	264	9.10	394	13.59	0.67	89	3.07	190	6.55	1892	65.2			

## Score by Periods

Team	1st	2nd	OT	TOT
UConn	1150	1139	0	2289
Opponents	867	1025	0	1892





2022-23 UConn Men's Basketball  
Overall Team Statistics  
All games

Page 1/1  
as of Feb 25, 2023

Team Statistics

	UConn	OPP
<b>Scoring</b>	<b>2289</b>	<b>1892</b>
Points per game	78.9	65.2
Scoring margin	+13.7	-
<b>Field goals-att</b>	<b>797-1749</b>	<b>647-1571</b>
Field goal pct	.456	.412
<b>3 point fg-att</b>	<b>259-727</b>	<b>134-449</b>
3-point FG pct	.356	.298
3-pt FG made per game	8.9	4.6
<b>Free throws-att</b>	<b>436-579</b>	<b>464-629</b>
Free throw pct	.753	.738
F-Throws made per game	15.0	16.0
<b>Rebounds</b>	<b>1136</b>	<b>873</b>
Rebounds per game	39.2	30.1
Rebounding margin	+9.1	-
<b>Assists</b>	<b>497</b>	<b>264</b>
Assists per game	17.1	9.1
<b>Turnovers</b>	<b>375</b>	<b>394</b>
Turnovers per game	12.9	13.6
Turnover margin	+0.7	-
Assist/turnover ratio	1.3	0.7
<b>Steals</b>	<b>193</b>	<b>190</b>
Steals per game	6.7	6.6
<b>Blocks</b>	<b>145</b>	<b>89</b>
Blocks per game	5.0	3.1
<b>Winning streak</b>	<b>3</b>	<b>-</b>
Home win streak	3	-
<b>Attendance</b>	<b>179017</b>	<b>110224</b>
Home games-Avg/Game	16-11189	10-11022
Neutral site-Avg/Game	-	3-4735

Score by Periods

Team	1st	2nd	OT	TOT
UConn	1150	1139	0	2289
Opponents	867	1025	0	1892



**2022-23 UConn Men's Basketball  
Team Game-by-Game  
All games**

Page 1/1  
as of Feb 25, 2023

				Total		3-Pointers		Free throws		Rebounds											
Opponent	Date	Score		FG-FGA	PCT	3FG-3FGA	PCT	FT-FTA	PCT	OFF	DEF	TOT	AVG	PF	A	TO	BLK	STL	PTS	AVG	
Stonehill	11/07/2022	85-54	W	29-63	.460	5-24	.208	22-31	.710	17	27	44	44.0	20	16	15	8	11	85	85.0	
Boston U.	11/11/2022	86-57	W	31-55	.564	10-21	.476	14-26	.538	11	30	41	42.5	18	17	14	3	4	86	85.5	
Buffalo	11/15/2022	84-64	W	28-63	.444	6-23	.261	22-28	.786	14	28	42	42.3	13	17	15	6	11	84	85.0	
UNCW	11/18/2022	86-50	W	28-52	.538	10-22	.455	20-23	.870	6	30	36	40.8	19	20	10	5	3	86	85.3	
Delaware St.	11/20/2022	95-60	W	35-61	.574	12-28	.429	13-19	.684	10	29	39	40.4	20	25	13	6	9	95	87.2	
vs Oregon	11/24/2022	83-59	W	30-63	.476	17-37	.459	6-11	.545	12	24	36	39.7	25	22	12	7	9	83	86.5	
vs Alabama	11/25/2022	82-67	W	26-60	.433	9-24	.375	21-24	.875	10	22	32	38.6	23	18	12	7	8	82	85.9	
vs Iowa St.	11/27/2022	71-53	W	22-53	.415	7-26	.269	20-25	.800	21	27	48	39.8	15	16	19	2	5	71	84.0	
Oklahoma St.	12/01/2022	74-64	W	21-56	.375	8-23	.348	24-33	.727	13	22	35	39.2	16	11	7	3	8	74	82.9	
at Florida	12/07/2022	75-54	W	30-58	.517	7-19	.368	8-9	.889	8	34	42	39.5	19	16	15	7	9	75	82.1	
LIU	12/10/2022	114-61	W	45-72	.625	14-32	.438	10-13	.769	11	30	41	39.6	17	29	12	6	10	114	85.0	
at Butler	12/17/2022	68-46	W	28-71	.394	10-29	.345	2-4	.500	18	36	54	40.8	15	20	12	3	2	68	83.6	
Georgetown	12/20/2022	84-73	W	30-61	.492	11-30	.367	13-15	.867	5	23	28	39.8	16	24	7	3	9	84	83.6	
Villanova	12/28/2022	74-66	W	21-53	.396	9-30	.300	23-27	.852	8	21	29	39.1	18	12	11	4	12	74	82.9	
at Xavier	12/31/2022	73-83	L	28-67	.418	13-37	.351	4-9	.444	13	25	38	39.0	21	23	16	2	6	73	82.3	
at Providence	01/04/2023	61-73	L	23-63	.365	5-22	.227	10-19	.526	19	20	39	39.0	27	13	8	5	6	61	80.9	
Creighton	01/07/2023	69-60	W	21-60	.350	8-24	.333	19-23	.826	9	25	34	38.7	19	8	5	8	6	69	80.2	
at Marquette	01/11/2023	76-82	L	29-60	.483	6-22	.273	12-15	.800	14	21	35	38.5	14	16	16	11	5	76	80.0	
St. John's (NY)	01/15/2023	74-85	L	23-55	.418	8-26	.308	20-27	.741	12	28	40	38.6	30	13	21	1	4	74	79.7	
at Seton Hall	01/18/2023	66-67	L	22-56	.393	9-23	.391	13-14	.929	12	28	40	38.7	21	16	18	2	4	66	79.0	
Butler	01/22/2023	86-56	W	31-64	.484	7-19	.368	17-25	.680	18	30	48	39.1	12	19	8	4	6	86	79.3	
Xavier	01/25/2023	79-82	L	25-61	.410	10-28	.357	19-25	.760	16	18	34	38.9	18	12	12	3	5	79	79.3	
at DePaul	01/31/2023	90-76	W	28-55	.509	4-16	.250	30-34	.882	12	26	38	38.8	25	15	11	6	5	90	79.8	
at Georgetown	02/04/2023	68-62	W	27-64	.422	12-24	.500	2-5	.400	19	19	38	38.8	14	20	11	5	5	68	79.3	
Marquette	02/07/2023	87-72	W	31-62	.500	12-23	.522	13-22	.591	21	27	48	39.2	19	20	17	4	6	87	79.6	
at Creighton	02/11/2023	53-56	L	21-65	.323	7-27	.259	4-4	1.000	18	22	40	39.2	14	10	13	2	5	53	78.6	
Seton Hall	02/18/2023	64-55	W	22-52	.423	4-22	.182	16-22	.727	14	25	39	39.2	15	12	18	7	5	64	78.0	
Providence	02/22/2023	87-69	W	32-60	.533	10-21	.476	13-14	.929	15	25	40	39.2	14	20	13	4	6	87	78.4	
at St. John's (NY)	02/25/2023	95-86	W	30-64	.469	9-25	.360	26-33	.788	17	21	38	39.2	21	17	14	11	9	95	78.9	
Total		2289		797-1749	.456	259-727	.356	436-579	.753	393	743	1136	39.2	538	497	375	145	193	2289	78.9	
Opponents		1892		647-1571	.412	134-449	.298	464-629	.738	260	613	873	30.1	515	264	394	89	190	1892	65.2	

**UConn Averages**

Games Played	Points/game	FG Pct	3FG Pct	FT Pct	Rebounds/game	Assists/game	Turnovers/game	Assist/Turnover ratio	Steals/game	Blocks/game
29	78.9	45.6	35.6	75.3	39.2	17.1	12.9	1.3	6.7	5.0



# 2022-23 UConn Men's Basketball Opponents Game-by-Game All games

Page 1/1  
as of Feb 25, 2023

				Total		3-Pointers		Free throws		Rebounds											
Opponent	Date	Score		FG-FGA	PCT	3FG-3FGA	PCT	FT-FTA	PCT	OFF	DEF	TOT	AVG	PF	A	TO	BLK	STL	PTS	AVG	
Stonehill	11/07/2022	85-54	W	16-45	.356	5-17	.294	17-22	.773	5	19	24	24.0	21	9	24	2	10	54	54.0	
Boston U.	11/11/2022	86-57	W	18-53	.340	2-12	.167	19-24	.792	8	21	29	26.5	21	6	13	1	8	57	55.5	
Buffalo	11/15/2022	84-64	W	25-58	.431	5-17	.294	9-13	.692	5	24	29	27.3	23	9	18	2	8	64	58.3	
UNCW	11/18/2022	86-50	W	17-55	.309	3-15	.200	13-20	.650	13	19	32	28.5	20	5	13	3	6	50	56.3	
Delaware St.	11/20/2022	95-60	W	20-52	.385	2-9	.222	18-26	.692	7	20	27	28.2	19	5	18	1	6	60	57.0	
vs Oregon	11/24/2022	83-59	W	20-47	.426	5-15	.333	14-25	.560	7	23	30	28.5	16	11	17	4	5	59	57.3	
vs Alabama	11/25/2022	82-67	W	21-50	.420	6-16	.375	19-25	.760	9	26	35	29.4	23	10	21	6	4	67	58.7	
vs Iowa St.	11/27/2022	71-53	W	22-54	.407	3-13	.231	6-10	.600	7	12	19	28.1	21	9	12	0	13	53	58.0	
Oklahoma St.	12/01/2022	74-64	W	22-56	.393	4-11	.364	16-19	.842	13	26	39	29.3	25	5	17	3	4	64	58.7	
at Florida	12/07/2022	75-54	W	16-53	.302	4-15	.267	18-28	.643	8	20	28	29.2	14	6	12	6	8	54	58.2	
LIU	12/10/2022	114-61	W	22-52	.423	2-9	.222	15-24	.625	6	18	24	28.7	12	5	21	2	4	61	58.5	
at Butler	12/17/2022	68-46	W	16-54	.296	3-14	.214	11-13	.846	4	26	30	28.8	9	8	10	1	5	46	57.4	
Georgetown	12/20/2022	84-73	W	27-59	.458	3-11	.273	16-23	.696	12	28	40	29.7	16	6	14	2	2	73	58.6	
Villanova	12/28/2022	74-66	W	22-51	.431	5-22	.227	17-18	.944	7	25	32	29.9	23	7	18	0	3	66	59.1	
at Xavier	12/31/2022	73-83	L	28-52	.538	4-13	.308	23-28	.821	4	27	31	29.9	9	20	12	2	11	83	60.7	
at Providence	01/04/2023	61-73	L	18-49	.367	8-18	.444	29-35	.829	14	27	41	30.6	20	8	9	4	5	73	61.5	
Creighton	01/07/2023	69-60	W	20-61	.328	2-16	.125	18-23	.783	20	29	49	31.7	17	5	13	6	1	60	61.4	
at Marquette	01/11/2023	76-82	L	30-59	.508	6-16	.375	16-19	.842	10	19	29	31.6	15	16	11	3	8	82	62.6	
St. John's (NY)	01/15/2023	74-85	L	30-58	.517	2-13	.154	23-37	.622	8	23	31	31.5	21	10	10	1	7	85	63.7	
at Seton Hall	01/18/2023	66-67	L	23-56	.411	4-21	.190	17-25	.680	11	21	32	31.6	15	7	9	6	8	67	63.9	
Butler	01/22/2023	86-56	W	17-52	.327	6-19	.316	16-16	1.000	4	18	22	31.1	17	8	11	8	6	56	63.5	
Xavier	01/25/2023	79-82	L	31-58	.534	10-20	.500	10-13	.769	8	21	29	31.0	19	17	15	2	6	82	64.4	
at DePaul	01/31/2023	90-76	W	25-56	.446	9-20	.450	17-28	.607	12	13	25	30.7	22	15	11	5	7	76	64.9	
at Georgetown	02/04/2023	68-62	W	23-53	.434	7-16	.438	9-14	.643	11	20	31	30.8	12	10	10	7	7	62	64.8	
Marquette	02/07/2023	87-72	W	26-59	.441	5-21	.238	15-20	.750	9	15	24	30.5	19	7	8	2	11	72	65.0	
at Creighton	02/11/2023	53-56	L	19-48	.396	5-16	.313	13-17	.765	8	26	34	30.6	10	8	11	1	9	56	64.7	
Seton Hall	02/18/2023	64-55	W	21-53	.396	2-11	.182	11-15	.733	7	18	25	30.4	21	8	14	2	7	55	64.3	
Providence	02/22/2023	87-69	W	22-53	.415	8-20	.400	17-20	.850	8	12	20	30.0	12	9	9	4	5	69	64.5	
at St. John's (NY)	02/25/2023	95-86	W	30-65	.462	4-13	.308	22-29	.759	15	17	32	30.1	23	15	13	3	6	86	65.2	
Total		1892		647-1571	.412	134-449	.298	464-629	.738	260	613	873	30.1	515	264	394	89	190	1892	65.2	
UConn		2289		797-1749	.456	259-727	.356	436-579	.753	393	743	1136	39.2	538	497	375	145	193	2289	78.9	

## Opponents Averages

Games Played	Points/game	FG Pct	3FG Pct	FT Pct	Rebounds/game	Assists/game	Turnovers/game	Assist/Turnover ratio	Steals/game	Blocks/game
29	65.2	41.2	29.8	73.8	30.1	9.1	13.6	0.7	6.6	3.1





**2022-23 UConn Men's Basketball**  
**Points-rebounds-assists**  
**All games**

Page 1/2  
as of Feb 25, 2023

Opponent	Date	Score		2 NEWTON, TRI	3 CALCATERRA	4 ALLEYNE, NA	5 DIARRA, HAS	11 KARABAN, AL	13 SPRINGS, RI	20 HURLEY, AND	21 SANOGO, ADA	24 HAWKINS, JO	30 HASSON, YAR	32 CLINGAN, DO
Stonehill	11/07/2022	85-54	W	9-6-3	7-3-0	8-0-0	11-5-7	13-4-3	0-2-0	0-0-0	19-6-1	0-3-2	0-0-0	9-7-0
Boston U.	11/11/2022	86-57	W	11-6-1	4-4-1	11-0-0	6-3-6	10-4-4	5-1-2	0-0-0	27-15-2	DNP	0-0-0	10-6-1
Buffalo	11/15/2022	84-64	W	22-10-11	15-2-1	12-3-2	3-1-2	10-4-1	0-3-0	DNP	11-6-0	DNP	DNP	11-8-0
UNCW	11/18/2022	86-50	W	8-3-4	6-5-2	8-1-1	0-2-3	12-5-2	4-2-0	0-0-0	24-5-1	20-1-2	0-0-0	2-6-0
Delaware St.	11/20/2022	95-60	W	6-2-1	11-5-6	9-2-4	3-1-5	10-1-2	0-0-0	0-0-0	26-8-0	11-9-3	0-0-0	16-5-0
vs Oregon	11/24/2022	83-59	W	23-4-6	11-1-4	4-2-2	0-4-1	6-3-0	0-0-0	0-0-0	12-6-1	18-2-1	0-0-0	9-8-2
vs Alabama	11/25/2022	82-67	W	9-4-8	10-1-0	0-3-0	2-1-2	12-3-4	0-0-0	DNP	25-4-2	16-2-1	DNP	4-5-0
vs Iowa St.	11/27/2022	71-53	W	13-4-3	8-3-1	2-3-2	7-2-1	10-4-1	DNP	DNP	4-6-3	2-0-0	DNP	15-10-0
Oklahoma St.	12/01/2022	74-64	W	2-2-1	9-0-1	0-2-1	0-1-0	4-6-1	DNP	DNP	20-6-0	26-2-1	DNP	2-2-0
at Florida	12/07/2022	75-54	W	5-5-3	11-3-2	0-1-0	0-2-2	3-1-1	0-0-0	0-0-0	17-7-1	15-4-3	DNP	16-8-0
LIU	12/10/2022	114-61	W	2-2-7	9-3-3	11-0-1	2-1-3	19-8-2	2-1-1	2-0-0	16-4-2	22-3-2	0-0-0	21-11-0
at Butler	12/17/2022	68-46	W	5-8-3	3-4-3	9-2-1	0-2-1	5-6-2	DNP	DNP	27-14-3	12-3-0	DNP	4-8-1
Georgetown	12/20/2022	84-73	W	17-2-7	14-1-1	2-1-0	5-0-2	8-0-1	DNP	DNP	14-7-1	15-3-3	DNP	2-4-1
Villanova	12/28/2022	74-66	W	6-1-4	0-2-0	2-0-1	6-2-3	15-6-1	DNP	DNP	7-1-1	22-7-0	DNP	6-1-0
at Xavier	12/31/2022	73-83	L	6-7-7	3-0-1	6-0-0	5-1-1	6-5-1	DNP	DNP	18-6-1	11-5-2	DNP	4-2-2
at Providence	01/04/2023	61-73	L	6-2-5	0-1-0	2-0-0	1-2-0	11-5-1	DNP	DNP	11-7-1	15-6-2	DNP	12-11-0
Creighton	01/07/2023	69-60	W	13-4-1	0-1-0	0-0-0	0-1-1	2-3-2	DNP	DNP	26-9-1	17-1-1	DNP	4-3-0
at Marquette	01/11/2023	76-82	L	7-3-2	3-0-2	0-1-3	2-0-1	17-7-1	DNP	DNP	10-3-0	8-6-1	DNP	20-10-0
St. John's (NY)	01/15/2023	74-85	L	0-1-1	6-4-1	1-2-0	4-0-4	16-5-1	DNP	DNP	14-10-3	31-5-2	DNP	0-5-0
at Seton Hall	01/18/2023	66-67	L	11-3-4	3-2-2	0-0-1	2-3-1	9-3-2	DNP	DNP	16-5-0	13-6-2	DNP	7-6-0
Butler	01/22/2023	86-56	W	11-4-2	5-1-2	2-3-2	8-0-3	15-5-1	0-0-0	0-0-0	17-14-3	20-6-0	0-1-0	4-4-1
Xavier	01/25/2023	79-82	L	23-4-4	0-0-0	4-2-0	0-1-0	5-3-1	DNP	DNP	11-9-4	28-4-1	DNP	2-3-0
at DePaul	01/31/2023	90-76	W	21-0-3	0-0-1	5-0-1	0-0-0	4-4-5	DNP	DNP	25-9-0	26-5-1	DNP	5-9-0
at Georgetown	02/04/2023	68-62	W	15-8-6	3-1-1	3-3-0	2-0-0	11-4-4	DNP	DNP	15-6-0	10-2-0	DNP	2-2-2
Marquette	02/07/2023	87-72	W	12-10-12	2-1-1	13-0-0	0-0-0	13-4-2	DNP	DNP	18-7-3	20-6-0	DNP	4-8-1
at Creighton	02/11/2023	53-56	L	2-0-4	0-1-0	5-2-0	3-3-2	5-5-1	DNP	DNP	17-10-2	11-4-1	DNP	4-7-0
Seton Hall	02/18/2023	64-55	W	6-3-2	DNP	0-0-0	4-3-4	5-4-1	DNP	DNP	8-6-0	20-5-2	DNP	6-6-0
Providence	02/22/2023	87-69	W	12-7-7	3-1-0	9-2-0	0-0-2	16-8-2	0-0-0	DNP	16-5-2	20-6-2	DNP	7-3-1
at St. John's (NY)	02/25/2023	95-86	W	8-7-8	15-0-0	8-2-1	DNP	2-5-0	DNP	DNP	18-9-1	20-2-3	DNP	9-6-1



**2022-23 UConn Men's Basketball**  
**Points-rebounds-assists**  
**All games**

Page 2/2  
as of Feb 25, 2023

Opponent	Date	Score		33 ROUMOGLOU,	35 JOHNSON,SA	40 JOHNSON JR	41 HENDRY,EMM	44 JACKSON JR
Stonehill	11/07/2022	85-54	W	2-1-0	7-3-0	0-0-0	0-0-0	DNP
Boston U.	11/11/2022	86-57	W	2-1-0	DNP	0-0-0	0-0-0	DNP
Buffalo	11/15/2022	84-64	W	0-0-0	DNP	DNP	DNP	DNP
UNCW	11/18/2022	86-50	W	0-0-0	DNP	0-0-0	0-0-0	2-3-5
Delaware St.	11/20/2022	95-60	W	0-0-0	DNP	0-0-0	0-0-0	3-1-4
vs Oregon	11/24/2022	83-59	W	0-1-0	DNP	0-0-0	0-0-0	0-4-5
vs Alabama	11/25/2022	82-67	W	0-0-0	DNP	DNP	DNP	4-7-1
vs Iowa St.	11/27/2022	71-53	W	DNP	DNP	DNP	DNP	10-13-5
Oklahoma St.	12/01/2022	74-64	W	DNP	DNP	DNP	DNP	11-7-6
at Florida	12/07/2022	75-54	W	0-0-0	DNP	DNP	DNP	8-8-4
LIU	12/10/2022	114-61	W	0-2-1	DNP	0-0-0	0-0-0	8-3-7
at Butler	12/17/2022	68-46	W	DNP	DNP	DNP	DNP	3-6-6
Georgetown	12/20/2022	84-73	W	DNP	DNP	DNP	DNP	7-8-8
Villanova	12/28/2022	74-66	W	DNP	DNP	DNP	DNP	10-6-2
at Xavier	12/31/2022	73-83	L	DNP	DNP	DNP	DNP	14-10-8
at Providence	01/04/2023	61-73	L	DNP	DNP	DNP	DNP	3-3-4
Creighton	01/07/2023	69-60	W	DNP	DNP	DNP	DNP	7-9-2
at Marquette	01/11/2023	76-82	L	DNP	DNP	DNP	DNP	9-4-6
St. John's (NY)	01/15/2023	74-85	L	0-0-0	DNP	DNP	DNP	2-6-1
at Seton Hall	01/18/2023	66-67	L	DNP	DNP	DNP	DNP	5-10-4
Butler	01/22/2023	86-56	W	0-0-0	2-2-1	0-0-0	0-0-0	2-4-4
Xavier	01/25/2023	79-82	L	DNP	DNP	DNP	DNP	6-2-2
at DePaul	01/31/2023	90-76	W	0-0-0	2-1-0	DNP	DNP	2-8-4
at Georgetown	02/04/2023	68-62	W	DNP	0-0-0	DNP	DNP	7-10-7
Marquette	02/07/2023	87-72	W	DNP	DNP	DNP	DNP	5-4-1
at Creighton	02/11/2023	53-56	L	DNP	DNP	DNP	DNP	6-6-0
Seton Hall	02/18/2023	64-55	W	DNP	DNP	DNP	DNP	15-10-3
Providence	02/22/2023	87-69	W	DNP	DNP	DNP	DNP	4-6-4
at St. John's (NY)	02/25/2023	95-86	W	DNP	DNP	DNP	DNP	15-5-3



**2022-23 UConn Men's Basketball  
Team Overall Conference  
All games**

Page 1/2  
as of Feb 25, 2023

**Summary**

	Overall Statistics										Conference Statistics									
Player	GP-GS	MIN/G	FG%	3FG%	FT%	R/G	A/G	STL	BLK	PTS/G	GP-GS	MIN/G	FG%	3FG%	FT%	R/G	A/G	STL	BLK	PTS/G
SANOGO, Adama	29-29	26.6	.587	.372	.773	7.2	1.3	24	22	16.9	18-18	28.2	.567	.375	.745	7.6	1.4	12	13	16.0
HAWKINS, Jordan	27-27	29.6	.414	.390	.877	4.0	1.4	23	16	16.6	18-18	32.5	.409	.372	.902	4.6	1.3	16	11	17.7
NEWTON, Tristen	29-29	28.4	.371	.344	.806	4.2	4.5	33	8	10.0	18-18	28.8	.385	.340	.808	4.1	4.6	18	5	10.1
KARABAN, Alex	29-28	28.7	.462	.391	.821	4.3	1.7	16	16	9.4	18-18	29.7	.441	.386	.867	4.6	1.6	12	8	9.2
CLINGAN, Donovan	29-0	13.3	.659	.000	.513	6.0	0.4	13	56	7.5	18-0	12.2	.571	.000	.500	5.4	0.6	5	33	5.7
JACKSON JR., Andre	26-21	28.6	.390	.265	.703	6.3	4.1	28	16	6.5	18-18	29.9	.380	.265	.680	6.5	3.8	16	8	6.8
CALCATERRA, Joey	28-0	14.2	.425	.447	.864	1.8	1.3	15	2	5.8	17-0	10.3	.309	.333	1.000	1.2	0.9	6	1	3.5
ALLEYNE, Nahiem	29-8	18.2	.343	.299	.810	1.3	0.8	13	2	4.7	18-0	15.7	.311	.318	.786	1.1	0.6	5	2	3.9
JOHNSON, Samson	4-1	7.6	.500	.000	1.000	1.5	0.3	1	0	2.8	3-0	4.7	.333	.000	.000	1.0	0.3	1	0	1.3
DIARRA, Hassan	28-2	14.5	.321	.206	.514	1.5	2.0	25	6	2.7	17-0	12.7	.359	.235	.526	1.1	1.5	15	4	2.5
SPRINGS, Richie	11-0	2.7	.571	.000	.600	0.8	0.3	0	0	1.0	2-0	0.8	.000	.000	.000	0.0	0.0	0	0	0.0
ROUMOGLOU, Apostolos	12-0	1.6	.333	.000	1.000	0.4	0.1	1	0	0.3	3-0	1.3	.000	.000	.000	0.0	0.0	0	0	0.0
HURLEY, Andrew	8-0	1.4	.250	.000	.000	0.0	0.0	1	0	0.3	1-0	1.2	.000	.000	.000	0.0	0.0	0	0	0.0
JOHNSON JR., Andre	7-0	1.2	.000	.000	.000	0.0	0.0	0	0	0.0	1-0	0.8	.000	.000	.000	0.0	0.0	0	0	0.0
HENDRY, Emmett	7-0	0.9	.000	.000	.000	0.0	0.0	0	0	0.0	1-0	0.8	.000	.000	.000	0.0	0.0	0	0	0.0
HASSON, Yarin	7-0	1.2	.000	.000	.000	0.1	0.0	0	1	0.0	1-0	0.8	.000	.000	.000	1.0	0.0	0	0	0.0
<b>Totals</b>	<b>29</b>		<b>.456</b>	<b>.356</b>	<b>.753</b>	<b>39.2</b>	<b>17.1</b>	<b>193</b>	<b>145</b>	<b>78.9</b>	<b>18</b>		<b>.432</b>	<b>.344</b>	<b>.760</b>	<b>38.9</b>	<b>16.1</b>	<b>106</b>	<b>85</b>	<b>75.2</b>
<b>Opponent</b>	<b>29</b>		<b>.412</b>	<b>.298</b>	<b>.738</b>	<b>30.1</b>	<b>9.1</b>	<b>190</b>	<b>89</b>	<b>65.2</b>	<b>18</b>		<b>.430</b>	<b>.310</b>	<b>.763</b>	<b>30.9</b>	<b>10.2</b>	<b>114</b>	<b>59</b>	<b>69.4</b>

**Scoring**

	Overall Statistics								Conference Statistics							
Player	FG-FGA	FG%	3FG-3FGA	3FG%	FT-FTA	FT%	PTS	PTS/G	FG-FGA	FG%	3FG-3FGA	3FG%	FT-FTA	FT%	PTS	PTS/G
SANOGO, Adama	199-339	.587	16-43	.372	75-97	.773	489	16.9	119-210	.567	9-24	.375	41-55	.745	288	16.0
HAWKINS, Jordan	138-333	.414	80-205	.390	93-106	.877	449	16.6	97-237	.409	51-137	.372	74-82	.902	319	17.7
NEWTON, Tristen	76-205	.371	31-90	.344	108-134	.806	291	10.0	50-130	.385	18-53	.340	63-78	.808	181	10.1
KARABAN, Alex	96-208	.462	50-128	.391	32-39	.821	274	9.4	60-136	.441	32-83	.386	13-15	.867	165	9.2
CLINGAN, Donovan	89-135	.659	0-1	.000	39-76	.513	217	7.5	40-70	.571	0-0	.000	22-44	.500	102	5.7
JACKSON JR., Andre	62-159	.390	18-68	.265	26-37	.703	168	6.5	46-121	.380	13-49	.265	17-25	.680	122	6.8
CALCATERRA, Joey	54-127	.425	34-76	.447	19-22	.864	161	5.8	21-68	.309	13-39	.333	5-5	1.000	60	3.5
ALLEYNE, Nahiem	48-140	.343	23-77	.299	17-21	.810	136	4.7	23-74	.311	14-44	.318	11-14	.786	71	3.9
JOHNSON, Samson	4-8	.500	0-2	.000	3-3	1.000	11	2.8	2-6	.333	0-2	.000	0-0	.000	4	1.3
DIARRA, Hassan	25-78	.321	7-34	.206	19-37	.514	76	2.7	14-39	.359	4-17	.235	10-19	.526	42	2.5
SPRINGS, Richie	4-7	.571	0-0	.000	3-5	.600	11	1.0	0-0	.000	0-0	.000	0-0	.000	0	0.0
ROUMOGLOU, Apostolos	1-3	.333	0-0	.000	2-2	1.000	4	0.3	0-1	.000	0-0	.000	0-0	.000	0	0.0
HURLEY, Andrew	1-4	.250	0-1	.000	0-0	.000	2	0.3	0-0	.000	0-0	.000	0-0	.000	0	0.0
JOHNSON JR., Andre	0-1	.000	0-1	.000	0-0	.000	0	0.0	0-0	.000	0-0	.000	0-0	.000	0	0.0
HENDRY, Emmett	0-0	.000	0-0	.000	0-0	.000	0	0.0	0-0	.000	0-0	.000	0-0	.000	0	0.0
HASSON, Yarin	0-2	.000	0-1	.000	0-0	.000	0	0.0	0-1	.000	0-0	.000	0-0	.000	0	0.0
<b>Totals</b>	<b>797-1749</b>	<b>.456</b>	<b>259-727</b>	<b>.356</b>	<b>436-579</b>	<b>.753</b>	<b>2289</b>	<b>78.9</b>	<b>472-1093</b>	<b>.432</b>	<b>154-448</b>	<b>.344</b>	<b>256-337</b>	<b>.760</b>	<b>1354</b>	<b>75.2</b>
<b>Opponent</b>	<b>647-1571</b>	<b>.412</b>	<b>134-449</b>	<b>.298</b>	<b>464-629</b>	<b>.738</b>	<b>1892</b>	<b>65.2</b>	<b>428-996</b>	<b>.430</b>	<b>93-300</b>	<b>.310</b>	<b>300-393</b>	<b>.763</b>	<b>1249</b>	<b>69.4</b>





2022-23 UConn Men's Basketball  
Team Overall Conference  
All games

Page 2/2  
as of Feb 25, 2023

Totals

Player	Overall Statistics										Conference Statistics									
	O-REB	D-REB	TOTAL	PF	FO	A	TO	A/TO	HI	PTS	O-REB	D-REB	TOTAL	PF	FO	A	TO	A/TO	HI	PTS
SANOGO, Adama	72	138	210	83	2	39	53	0.7	27		51	86	137	54	2	26	34	0.8	27	
HAWKINS, Jordan	29	79	108	65	1	38	41	0.9	31		24	58	82	47	1	23	31	0.7	31	
NEWTON, Tristen	31	91	122	55	0	130	70	1.9	23		21	53	74	36	0	82	41	2.0	23	
KARABAN, Alex	47	78	125	70	1	50	32	1.6	19		32	50	82	42	1	29	18	1.6	17	
CLINGAN, Donovan	73	101	174	57	0	13	31	0.4	21		42	56	98	34	0	10	22	0.5	20	
JACKSON JR., Andre	51	112	163	75	4	106	50	2.1	15		42	75	117	53	3	69	40	1.7	15	
CALCATERRA, Joey	14	36	50	31	1	36	20	1.8	15		7	13	20	18	1	15	7	2.1	15	
ALLEYNE, Nahiem	11	26	37	47	0	23	20	1.2	13		5	15	20	25	0	10	10	1.0	13	
JOHNSON, Samson	5	1	6	4	0	1	2	0.5	7		3	0	3	0	0	1	2	0.5	2	
DIARRA, Hassan	12	29	41	40	0	57	33	1.7	11		7	11	18	23	0	25	13	1.9	8	
SPRINGS, Richie	2	7	9	4	0	3	0	3.0	5		0	0	0	0	0	0	0	0.0	0	
ROUMOGLOU, Apostolos	1	4	5	4	0	1	2	0.5	2		0	0	0	1	0	0	0	0.0	0	
HURLEY, Andrew	0	0	0	0	0	0	1	0.0	2		0	0	0	0	0	0	0	0.0	0	
JOHNSON JR., Andre	0	0	0	0	0	0	0	0.0	0		0	0	0	0	0	0	0	0.0	0	
HENDRY, Emmett	0	0	0	0	0	0	0	0.0	0		0	0	0	0	0	0	0	0.0	0	
HASSON, Yarin	1	0	1	3	0	0	0	0.0	0		1	0	1	0	0	0	0	0.0	0	
Totals	393	743	1136	538	9	497	375	1.3	114		260	440	700	333	8	290	231	1.3	95	
Opponent	260	613	873	515	14	264	394	0.7	86		172	385	557	300	9	184	208	0.9	86	



**2022-23 UConn Men's Basketball  
Team High/Low Analysis  
All games**

Page 1/4  
as of Feb 25, 2023

**UConn - Game Highs**

<b>POINTS</b>	114		LIU (12/10/2022)
	95		at St. John's (NY) (02/25/2023)
	95		Delaware St. (11/20/2022)
	90		at DePaul (01/31/2023)
	87		Providence (02/22/2023)
	87		Marquette (02/07/2023)
<b>FIELD GOALS MADE</b>	45		LIU (12/10/2022)
	35		Delaware St. (11/20/2022)
<b>FIELD GOAL ATTEMPTS</b>	72		LIU (12/10/2022)
	71		at Butler (12/17/2022)
<b>FIELD GOAL PERCENTAGE</b>	.625	(45-72)	LIU (12/10/2022)
	.574	(35-61)	Delaware St. (11/20/2022)
<b>3 PT FG MADE</b>	17		vs Oregon (N) (11/24/2022)
	14		LIU (12/10/2022)
<b>3 PT FG ATTEMPTS</b>	37		at Xavier (12/31/2022)
	37		vs Oregon (N) (11/24/2022)
<b>3 PT FG PERCENTAGE</b>	.522	(12-23)	Marquette (02/07/2023)
	.500	(12-24)	at Georgetown (02/04/2023)
<b>FREE THROWS MADE</b>	30		at DePaul (01/31/2023)
	26		at St. John's (NY) (02/25/2023)
<b>FREE THROW ATTEMPTS</b>	34		at DePaul (01/31/2023)
	33		at St. John's (NY) (02/25/2023)
	33		Oklahoma St. (12/01/2022)
<b>FREE THROW PERCENTAGE</b>	1.000	(4-4)	at Creighton (02/11/2023)
	.929	(13-14)	Providence (02/22/2023)
	.929	(13-14)	at Seton Hall (01/18/2023)
<b>REBOUNDS</b>	54		at Butler (12/17/2022)
	48		Marquette (02/07/2023)
	48		Butler (01/22/2023)
	48		vs Iowa St. (N) (11/27/2022)
<b>ASSISTS</b>	29		LIU (12/10/2022)
	25		Delaware St. (11/20/2022)
<b>STEALS</b>	12		Villanova (12/28/2022)
	11		Buffalo (11/15/2022)
	11		Stonehill (11/07/2022)
<b>BLOCKED SHOTS</b>	11		at St. John's (NY) (02/25/2023)
	11		at Marquette (01/11/2023)
<b>TURNOVERS</b>	21		St. John's (NY) (01/15/2023)
	19		vs Iowa St. (N) (11/27/2022)
<b>FOULS</b>	30		St. John's (NY) (01/15/2023)
	27		at Providence (01/04/2023)



2022-23 UConn Men's Basketball  
Team High/Low Analysis  
All games

Page 2/4  
as of Feb 25, 2023

Opponent - Game Highs

POINTS	86		at St. John's (NY) (02/25/2023)
	85		St. John's (NY) (01/15/2023)
	83		at Xavier (12/31/2022)
	82		Xavier (01/25/2023)
	82		at Marquette (01/11/2023)
FIELD GOALS MADE	31		Xavier (01/25/2023)
	30		at St. John's (NY) (02/25/2023)
	30		St. John's (NY) (01/15/2023)
	30		at Marquette (01/11/2023)
FIELD GOAL ATTEMPTS	65		at St. John's (NY) (02/25/2023)
	61		Creighton (01/07/2023)
FIELD GOAL PERCENTAGE	.538	(28-52)	at Xavier (12/31/2022)
	.534	(31-58)	Xavier (01/25/2023)
3 PT FG MADE	10		Xavier (01/25/2023)
	9		at DePaul (01/31/2023)
3 PT FG ATTEMPTS	22		Villanova (12/28/2022)
	21		Marquette (02/07/2023)
	21		at Seton Hall (01/18/2023)
3 PT FG PERCENTAGE	.500	(10-20)	Xavier (01/25/2023)
	.450	(9-20)	at DePaul (01/31/2023)
FREE THROWS MADE	29		at Providence (01/04/2023)
	23		St. John's (NY) (01/15/2023)
	23		at Xavier (12/31/2022)
FREE THROW ATTEMPTS	37		St. John's (NY) (01/15/2023)
	35		at Providence (01/04/2023)
FREE THROW PERCENTAGE	1.000	(16-16)	Butler (01/22/2023)
	.944	(17-18)	Villanova (12/28/2022)
REBOUNDS	49		Creighton (01/07/2023)
	41		at Providence (01/04/2023)
ASSISTS	20		at Xavier (12/31/2022)
	17		Xavier (01/25/2023)
STEALS	13		vs Iowa St. (N) (11/27/2022)
	11		Marquette (02/07/2023)
	11		at Xavier (12/31/2022)
BLOCKED SHOTS	8		Butler (01/22/2023)
	7		at Georgetown (02/04/2023)
TURNOVERS	24		Stonehill (11/07/2022)
	21		LIU (12/10/2022)
	21		vs Alabama (N) (11/25/2022)
FOULS	25		Oklahoma St. (12/01/2022)
	24		vs Alabama (N) (11/25/2022)





**2022-23 UConn Men's Basketball**  
**Team High/Low Analysis**  
**All games**

Page 3/4  
as of Feb 25, 2023

**UConn - Game Lows**

<b>POINTS</b>	53		at Creighton (02/11/2023)
	61		at Providence (01/04/2023)
	64		Seton Hall (02/18/2023)
	66		at Seton Hall (01/18/2023)
	68		at Georgetown (02/04/2023)
	68		at Butler (12/17/2022)
<b>FIELD GOALS MADE</b>	21		at Creighton (02/11/2023)
	21		Creighton (01/07/2023)
	21		Villanova (12/28/2022)
	21		Oklahoma St. (12/01/2022)
<b>FIELD GOAL ATTEMPTS</b>	52		Seton Hall (02/18/2023)
	52		UNCW (11/18/2022)
<b>FIELD GOAL PERCENTAGE</b>	.323	(21-65)	at Creighton (02/11/2023)
	.350	(21-60)	Creighton (01/07/2023)
<b>3 PT FG MADE</b>	4		Seton Hall (02/18/2023)
	4		at DePaul (01/31/2023)
<b>3 PT FG ATTEMPTS</b>	16		at DePaul (01/31/2023)
	19		Butler (01/22/2023)
	19		at Florida (12/07/2022)
<b>3 PT FG PERCENTAGE</b>	.182	(4-22)	Seton Hall (02/18/2023)
	.208	(5-24)	Stonehill (11/07/2022)
<b>FREE THROWS MADE</b>	2		at Georgetown (02/04/2023)
	2		at Butler (12/17/2022)
<b>FREE THROW ATTEMPTS</b>	4		at Creighton (02/11/2023)
	4		at Butler (12/17/2022)
<b>FREE THROW PERCENTAGE</b>	.400	(2-5)	at Georgetown (02/04/2023)
	.444	(4-9)	at Xavier (12/31/2022)
<b>REBOUNDS</b>	28		Georgetown (12/20/2022)
	29		Villanova (12/28/2022)
<b>ASSISTS</b>	8		Creighton (01/07/2023)
	10		at Creighton (02/11/2023)
<b>STEALS</b>	2		at Butler (12/17/2022)
	3		UNCW (11/18/2022)
<b>BLOCKED SHOTS</b>	1		St. John's (NY) (01/15/2023)
	2		at Creighton (02/11/2023)
	2		at Seton Hall (01/18/2023)
	2		at Xavier (12/31/2022)
	2		vs Iowa St. (N) (11/27/2022)
<b>TURNOVERS</b>	5		Creighton (01/07/2023)
	7		Georgetown (12/20/2022)
	7		Oklahoma St. (12/01/2022)
<b>FOULS</b>	12		Butler (01/22/2023)
	13		Buffalo (11/15/2022)



**2022-23 UConn Men's Basketball  
Team High/Low Analysis  
All games**

Page 4/4  
as of Feb 25, 2023

**Opponent - Game Lows**

<b>POINTS</b>	46		at Butler (12/17/2022)
	50		UNCW (11/18/2022)
	53		vs Iowa St. (N) (11/27/2022)
	54		at Florida (12/07/2022)
	54		Stonehill (11/07/2022)
<b>FIELD GOALS MADE</b>	16		at Butler (12/17/2022)
	16		at Florida (12/07/2022)
	16		Stonehill (11/07/2022)
<b>FIELD GOAL ATTEMPTS</b>	45		Stonehill (11/07/2022)
	47		vs Oregon (N) (11/24/2022)
<b>FIELD GOAL PERCENTAGE</b>	.296	(16-54)	at Butler (12/17/2022)
	.302	(16-53)	at Florida (12/07/2022)
<b>3 PT FG MADE</b>	2		Seton Hall (02/18/2023)
	2		St. John's (NY) (01/15/2023)
	2		Creighton (01/07/2023)
	2		LIU (12/10/2022)
	2		Delaware St. (11/20/2022)
	2		Boston U. (11/11/2022)
<b>3 PT FG ATTEMPTS</b>	9		LIU (12/10/2022)
	9		Delaware St. (11/20/2022)
<b>3 PT FG PERCENTAGE</b>	.125	(2-16)	Creighton (01/07/2023)
	.154	(2-13)	St. John's (NY) (01/15/2023)
<b>FREE THROWS MADE</b>	6		vs Iowa St. (N) (11/27/2022)
	9		at Georgetown (02/04/2023)
	9		Buffalo (11/15/2022)
<b>FREE THROW ATTEMPTS</b>	10		vs Iowa St. (N) (11/27/2022)
	13		Xavier (01/25/2023)
	13		at Butler (12/17/2022)
	13		Buffalo (11/15/2022)
<b>FREE THROW PERCENTAGE</b>	.560	(14-25)	vs Oregon (N) (11/24/2022)
	.600	(6-10)	vs Iowa St. (N) (11/27/2022)
<b>REBOUNDS</b>	19		vs Iowa St. (N) (11/27/2022)
	20		Providence (02/22/2023)
<b>ASSISTS</b>	5		Creighton (01/07/2023)
	5		LIU (12/10/2022)
	5		Oklahoma St. (12/01/2022)
	5		Delaware St. (11/20/2022)
	5		UNCW (11/18/2022)
<b>STEALS</b>	1		Creighton (01/07/2023)
	2		Georgetown (12/20/2022)
<b>BLOCKED SHOTS</b>	0		Villanova (12/28/2022)
	0		vs Iowa St. (N) (11/27/2022)
<b>TURNOVERS</b>	8		Marquette (02/07/2023)
	9		Providence (02/22/2023)
	9		at Seton Hall (01/18/2023)
	9		at Providence (01/04/2023)
<b>FOULS</b>	9		at Xavier (12/31/2022)
	9		at Butler (12/17/2022)



**2022-23 UConn Men's Basketball**  
**Player Highs Analysis**  
**All games**

Page 1/4  
as of Feb 25, 2023

**UConn - Individual Game Highs**

<b>POINTS</b>	31		Jordan Hawkins vs St. John's (NY) (01/15/2023)
	28		Jordan Hawkins vs Xavier (01/25/2023)
	27		Adama Sanogo at Butler (12/17/2022)
	27		Adama Sanogo vs Boston U. (11/11/2022)
	26		Jordan Hawkins at DePaul (01/31/2023)
	26		Adama Sanogo vs Creighton (01/07/2023)
	26		Jordan Hawkins vs Oklahoma St. (12/01/2022)
<b>FIELD GOALS MADE</b>	26		Adama Sanogo vs Delaware St. (11/20/2022)
	13		Adama Sanogo at Butler (12/17/2022)
<b>FIELD GOAL ATTEMPTS</b>	12		Adama Sanogo vs Boston U. (11/11/2022)
	21		Adama Sanogo at Butler (12/17/2022)
<b>FIELD GOAL PERCENTAGE (min 5 made)</b>	20		Adama Sanogo vs Creighton (01/07/2023)
	1.000	(10-10)	Donovan Clingan vs LIU (12/10/2022)
<b>3 PT FG MADE</b>	1.000	(5-5)	Donovan Clingan vs Buffalo (11/15/2022)
	6		Jordan Hawkins vs LIU (12/10/2022)
	5		Jordan Hawkins vs Marquette (02/07/2023)
	5		Jordan Hawkins vs Xavier (01/25/2023)
	5		Jordan Hawkins vs Oklahoma St. (12/01/2022)
	5		Jordan Hawkins vs Oregon (N) (11/24/2022)
	5		Tristen Newton vs Oregon (N) (11/24/2022)
<b>3 PT FG ATTEMPTS</b>	5		Jordan Hawkins vs UNCW (11/18/2022)
	14		Jordan Hawkins vs Oregon (N) (11/24/2022)
<b>3 PT FG PERCENTAGE (min 2 made)</b>	12		Andre Jackson Jr. at Xavier (12/31/2022)
	1.000	(3-3)	Nahiem Alleyne vs Providence (02/22/2023)
	1.000	(2-2)	Joey Calcaterra vs Oklahoma St. (12/01/2022)
	1.000	(2-2)	Joey Calcaterra vs Alabama (N) (11/25/2022)
<b>FREE THROWS MADE</b>	1.000	(2-2)	Adama Sanogo vs Oregon (N) (11/24/2022)
	14		Tristen Newton vs Buffalo (11/15/2022)
<b>FREE THROW ATTEMPTS</b>	12		Jordan Hawkins at DePaul (01/31/2023)
	17		Tristen Newton vs Buffalo (11/15/2022)
<b>FREE THROW PERCENTAGE (min 3 made)</b>	14		Jordan Hawkins at DePaul (01/31/2023)
	1.000	(9-9)	Jordan Hawkins vs St. John's (NY) (01/15/2023)
	1.000	(8-8)	Tristen Newton at DePaul (01/31/2023)
	1.000	(8-8)	Adama Sanogo vs UNCW (11/18/2022)
	1.000	(7-7)	Jordan Hawkins vs Xavier (01/25/2023)
	1.000	(6-6)	Tristen Newton at Seton Hall (01/18/2023)
	1.000	(6-6)	Jordan Hawkins vs Creighton (01/07/2023)
	1.000	(6-6)	Tristen Newton vs Villanova (12/28/2022)
	1.000	(6-6)	Tristen Newton vs Alabama (N) (11/25/2022)
	1.000	(5-5)	Tristen Newton vs Providence (02/22/2023)
	1.000	(5-5)	Jordan Hawkins at Marquette (01/11/2023)
	1.000	(4-4)	Jordan Hawkins at St. John's (NY) (02/25/2023)
	1.000	(4-4)	Joey Calcaterra at St. John's (NY) (02/25/2023)
	1.000	(4-4)	Tristen Newton vs Seton Hall (02/18/2023)
	1.000	(4-4)	Adama Sanogo at Seton Hall (01/18/2023)
	1.000	(3-3)	Jordan Hawkins vs Providence (02/22/2023)
	1.000	(3-3)	Jordan Hawkins vs Seton Hall (02/18/2023)
	1.000	(3-3)	Nahiem Alleyne at Creighton (02/11/2023)
	1.000	(3-3)	Jordan Hawkins vs Marquette (02/07/2023)
	1.000	(3-3)	Alex Karaban at Marquette (01/11/2023)
	1.000	(3-3)	Jordan Hawkins at Providence (01/04/2023)
<b>REBOUNDS</b>	15		Adama Sanogo vs Boston U. (11/11/2022)
	14		Adama Sanogo vs Butler (01/22/2023)
	14		Adama Sanogo at Butler (12/17/2022)



2022-23 UConn Men's Basketball  
Player Highs Analysis  
All games

Page 2/4  
as of Feb 25, 2023

UConn - Individual Game Highs

ASSISTS	12	Tristen Newton vs Marquette (02/07/2023)
	11	Tristen Newton vs Buffalo (11/15/2022)
STEALS	4	Hassan Diarra vs Villanova (12/28/2022)
	4	Tristen Newton vs Alabama (N) (11/25/2022)
	4	Tristen Newton vs Buffalo (11/15/2022)
	4	Nahiem Alleyne vs Stonehill (11/07/2022)
BLOCKED SHOTS	5	Donovan Clingan at St. John's (NY) (02/25/2023)
	5	Donovan Clingan at Marquette (01/11/2023)
TURNOVERS	8	Tristen Newton vs Iowa St. (N) (11/27/2022)
	7	Jordan Hawkins vs St. John's (NY) (01/15/2023)
FOULS	5	Andre Jackson Jr. vs Marquette (02/07/2023)
	5	Adama Sanogo at DePaul (01/31/2023)
	5	Andre Jackson Jr. at DePaul (01/31/2023)
	5	Jordan Hawkins vs Xavier (01/25/2023)
	5	Adama Sanogo at Seton Hall (01/18/2023)
	5	Andre Jackson Jr. vs St. John's (NY) (01/15/2023)
	5	Joey Calcaterra vs St. John's (NY) (01/15/2023)
	5	Alex Karaban at Xavier (12/31/2022)
	5	Andre Jackson Jr. vs Delaware St. (11/20/2022)





**2022-23 UConn Men's Basketball**  
**Player Highs Analysis**  
**All games**

Page 3/4  
as of Feb 25, 2023

**Opponent - Individual Game Highs**

<b>POINTS</b>	27		Bryce Hopkins at Providence (01/04/2023)
	23		Caleb Daniels vs Villanova (12/28/2022)
	21		Brandon Murray at Georgetown (02/04/2023)
	21		Souley Boum vs Xavier (01/25/2023)
	21		Jevin Muniz vs Delaware St. (11/20/2022)
<b>FIELD GOALS MADE</b>	9		Caleb Daniels vs Villanova (12/28/2022)
	8		Brandon Murray at Georgetown (02/04/2023)
	8		Colby Jones vs Xavier (01/25/2023)
	8		Primo Spears vs Georgetown (12/20/2022)
<b>FIELD GOAL ATTEMPTS</b>	18		Brandon Murray at Georgetown (02/04/2023)
	17		Al-Amir Dawes vs Seton Hall (02/18/2023)
	17		Primo Spears vs Georgetown (12/20/2022)
<b>FIELD GOAL PERCENTAGE (min 5 made)</b>	.833	(5-6)	Jerome Hunter vs Xavier (01/25/2023)
	.778	(7-9)	Javan Johnson at DePaul (01/31/2023)
<b>3 PT FG MADE</b>	5		Souley Boum vs Xavier (01/25/2023)
	4		Jared Bynum vs Providence (02/22/2023)
	4		Javan Johnson at DePaul (01/31/2023)
<b>3 PT FG ATTEMPTS</b>	8		Al-Amir Dawes at Seton Hall (01/18/2023)
	7		Souley Boum vs Xavier (01/25/2023)
	7		Kam Jones at Marquette (01/11/2023)
	7		Baylor Scheierman vs Creighton (01/07/2023)
	7		Brandon Slater vs Villanova (12/28/2022)
<b>3 PT FG PERCENTAGE (min 2 made)</b>	1.000	(2-2)	Connor Turnbull vs Butler (01/22/2023)
	1.000	(2-2)	Bryce Hopkins at Providence (01/04/2023)
	1.000	(2-2)	Riley Kugel at Florida (12/07/2022)
	1.000	(2-2)	Rylan Griffen vs Alabama (N) (11/25/2022)
	1.000	(2-2)	Daman Tate vs Boston U. (11/11/2022)
<b>FREE THROWS MADE</b>	13		Bryce Hopkins at Providence (01/04/2023)
	9		Ed Croswell at Providence (01/04/2023)
	9		Jerome Hunter at Xavier (12/31/2022)
<b>FREE THROW ATTEMPTS</b>	15		Bryce Hopkins at Providence (01/04/2023)
	11		Da'Sean Nelson at DePaul (01/31/2023)
	11		Qudus Wahab vs Georgetown (12/20/2022)
<b>FREE THROW PERCENTAGE (min 3 made)</b>	1.000	(9-9)	Jerome Hunter at Xavier (12/31/2022)
	1.000	(8-8)	David Jones at St. John's (NY) (02/25/2023)
	1.000	(6-6)	Bryce Hopkins vs Providence (02/22/2023)
	1.000	(6-6)	Chuck Harris vs Butler (01/22/2023)
	1.000	(5-5)	Oso Ighodaro at Marquette (01/11/2023)
	1.000	(4-4)	Ryan Kalkbrenner at Creighton (02/11/2023)
	1.000	(4-4)	Souley Boum vs Xavier (01/25/2023)
	1.000	(4-4)	Simas Lukosius vs Butler (01/22/2023)
	1.000	(4-4)	Dylan Addae-Wusu vs St. John's (NY) (01/15/2023)
	1.000	(4-4)	Jordan Longino vs Villanova (12/28/2022)
	1.000	(4-4)	Trey Bonham at Florida (12/07/2022)
	1.000	(4-4)	Avery Anderson, III vs Oklahoma St. (12/01/2022)
	1.000	(4-4)	Cole Bergan vs Stonehill (11/07/2022)
	1.000	(3-3)	Al-Amir Dawes vs Seton Hall (02/18/2023)
	1.000	(3-3)	Sean Jones vs Marquette (02/07/2023)
	1.000	(3-3)	Ryan Kalkbrenner vs Creighton (01/07/2023)
	1.000	(3-3)	Caleb Daniels vs Villanova (12/28/2022)
	1.000	(3-3)	Brandon Slater vs Villanova (12/28/2022)
	1.000	(3-3)	Ali Ali at Butler (12/17/2022)
	1.000	(3-3)	Osun Osunniyi vs Iowa St. (N) (11/27/2022)



2022-23 UConn Men's Basketball  
Player Highs Analysis  
All games

Page 4/4  
as of Feb 25, 2023

Opponent - Individual Game Highs

REBOUNDS	16	Arthur Kaluma vs Creighton (01/07/2023)
	13	Joel Soriano vs St. John's (NY) (01/15/2023)
	13	Ed Croswell at Providence (01/04/2023)
ASSISTS	8	Umoja Gibson at DePaul (01/31/2023)
	8	Tyler Kolek at Marquette (01/11/2023)
STEALS	5	Chuck Harris vs Butler (01/22/2023)
	4	Dylan Addae-Wusu vs St. John's (NY) (01/15/2023)
	4	Gabe Kalscheur vs Iowa St. (N) (11/27/2022)
BLOCKED SHOTS	4	Ryan Kalkbrenner vs Creighton (01/07/2023)
	3	Myles Wilmoth vs Butler (01/22/2023)
	3	Connor Turnbull vs Butler (01/22/2023)
TURNOVERS	8	Brandon Murray vs Georgetown (12/20/2022)
	8	RJ Greene vs LIU (12/10/2022)
FOULS	5	Joel Soriano at St. John's (NY) (02/25/2023)
	5	Stevie Mitchell vs Marquette (02/07/2023)
	5	Brandon Murray at Georgetown (02/04/2023)
	5	Umoja Gibson at DePaul (01/31/2023)
	5	Yor Anei at DePaul (01/31/2023)
	5	Zach Freemantle vs Xavier (01/25/2023)
	5	Andre Curbelo vs St. John's (NY) (01/15/2023)
	5	Bryce Hopkins at Providence (01/04/2023)
	5	Jordan Longino vs Villanova (12/28/2022)
	5	Moussa Cisse vs Oklahoma St. (12/01/2022)
	5	Quincy Guerrier vs Oregon (N) (11/24/2022)
	5	Raymond Somerville vs Delaware St. (11/20/2022)
	5	Isaac Jack vs Buffalo (11/15/2022)
	5	Jonnivius Smith vs Buffalo (11/15/2022)



2022-23 UConn Men's Basketball  
Category Leaders  
All games

Page 1/3  
as of Feb 25, 2023

### Points

##	Player	G	Pts	Pts/G
21	Sanogo, Adama	29	489	16.9
24	Hawkins, Jordan	27	449	16.6
2	Newton, Tristen	29	291	10.0
11	Karaban, Alex	29	274	9.4
32	Clingan, Donovan	29	217	7.5
44	Jackson Jr., Andre	26	168	6.5
3	Calcaterra, Joey	28	161	5.8
4	Alleyne, Nahiem	29	136	4.7
5	Diarra, Hassan	28	76	2.7
35	Johnson, Samson	4	11	2.8
13	Springs, Richie	11	11	1.0
33	Roumoglou, Apostolos	12	4	0.3
20	Hurley, Andrew	8	2	0.3

### Scoring Average

##	Player	G	Pts	Pts/G
21	Sanogo, Adama	29	489	16.9
24	Hawkins, Jordan	27	449	16.6
2	Newton, Tristen	29	291	10.0
11	Karaban, Alex	29	274	9.4
32	Clingan, Donovan	29	217	7.5
44	Jackson Jr., Andre	26	168	6.5
3	Calcaterra, Joey	28	161	5.8
4	Alleyne, Nahiem	29	136	4.7
35	Johnson, Samson	4	11	2.8
5	Diarra, Hassan	28	76	2.7
13	Springs, Richie	11	11	1.0
33	Roumoglou, Apostolos	12	4	0.3
20	Hurley, Andrew	8	2	0.3

### Field Goal Percentage

##	Player	FG	Att	Pct
32	Clingan, Donovan	89	135	.659
21	Sanogo, Adama	199	339	.587
13	Springs, Richie	4	7	.571
35	Johnson, Samson	4	8	.500
11	Karaban, Alex	96	208	.462
3	Calcaterra, Joey	54	127	.425
24	Hawkins, Jordan	138	333	.414
44	Jackson Jr., Andre	62	159	.390
2	Newton, Tristen	76	205	.371
4	Alleyne, Nahiem	48	140	.343
33	Roumoglou, Apostolos	1	3	.333
5	Diarra, Hassan	25	78	.321
20	Hurley, Andrew	1	4	.250

### Field Goal Attempts

##	Player	G	Att	Att/G
21	Sanogo, Adama	29	339	11.7
24	Hawkins, Jordan	27	333	12.3
11	Karaban, Alex	29	208	7.2
2	Newton, Tristen	29	205	7.1
44	Jackson Jr., Andre	26	159	6.1

### Field Goals Made

##	Player	G	Made	Made/G
21	Sanogo, Adama	29	199	6.9
24	Hawkins, Jordan	27	138	5.1
11	Karaban, Alex	29	96	3.3
32	Clingan, Donovan	29	89	3.1
2	Newton, Tristen	29	76	2.6



2022-23 UConn Men's Basketball  
Category Leaders  
All games

Page 2/3  
as of Feb 25, 2023

### 3-Point FG Percentage

##	Player	3FG	Att	Pct
3	Calcaterra, Joey	34	76	.447
11	Karaban, Alex	50	128	.391
24	Hawkins, Jordan	80	205	.390
21	Sanogo, Adama	16	43	.372
2	Newton, Tristen	31	90	.344
4	Alleyne, Nahiem	23	77	.299
44	Jackson Jr., Andre	18	68	.265
5	Diarra, Hassan	7	34	.206

### 3-Point FG Attempts

##	Player	G	Att	Att/G
24	Hawkins, Jordan	27	205	7.6
11	Karaban, Alex	29	128	4.4
2	Newton, Tristen	29	90	3.1
4	Alleyne, Nahiem	29	77	2.7
3	Calcaterra, Joey	28	76	2.7

### 3-Point FG Made

##	Player	G	Made	Made/G
24	Hawkins, Jordan	27	80	3.0
11	Karaban, Alex	29	50	1.7
3	Calcaterra, Joey	28	34	1.2
2	Newton, Tristen	29	31	1.1
4	Alleyne, Nahiem	29	23	0.8

### Free Throw Percentage

##	Player	Made	Att	Pct
35	Johnson, Samson	3	3	1.000
33	Roumoglou, Apostolos	2	2	1.000
24	Hawkins, Jordan	93	106	.877
3	Calcaterra, Joey	19	22	.864
11	Karaban, Alex	32	39	.821
4	Alleyne, Nahiem	17	21	.810
2	Newton, Tristen	108	134	.806
21	Sanogo, Adama	75	97	.773
44	Jackson Jr., Andre	26	37	.703
13	Springs, Richie	3	5	.600
5	Diarra, Hassan	19	37	.514
32	Clingan, Donovan	39	76	.513

### Free Throw Attempts

##	Player	G	Att	Att/G
2	Newton, Tristen	29	134	4.6
24	Hawkins, Jordan	27	106	3.9
21	Sanogo, Adama	29	97	3.3
32	Clingan, Donovan	29	76	2.6
11	Karaban, Alex	29	39	1.3

### Free Throws Made

##	Player	G	Made	Made/G
2	Newton, Tristen	29	108	3.7
24	Hawkins, Jordan	27	93	3.4
21	Sanogo, Adama	29	75	2.6
32	Clingan, Donovan	29	39	1.3
11	Karaban, Alex	29	32	1.1

### Rebounds

##	Player	G	Reb	Reb/G
21	Sanogo, Adama	29	210	7.2
32	Clingan, Donovan	29	174	6.0
44	Jackson Jr., Andre	26	163	6.3
11	Karaban, Alex	29	125	4.3
2	Newton, Tristen	29	122	4.2

### Assists

##	Player	G	Ast	Ast/G
2	Newton, Tristen	29	130	4.5
44	Jackson Jr., Andre	26	106	4.1
5	Diarra, Hassan	28	57	2.0
11	Karaban, Alex	29	50	1.7
21	Sanogo, Adama	29	39	1.3

### Rebounds Average

##	Player	G	Reb	Reb/G
21	Sanogo, Adama	29	210	7.2
44	Jackson Jr., Andre	26	163	6.3
32	Clingan, Donovan	29	174	6.0
11	Karaban, Alex	29	125	4.3
2	Newton, Tristen	29	122	4.2

### Steals

##	Player	G	Stl	Stl/G
2	Newton, Tristen	29	33	1.1
44	Jackson Jr., Andre	26	28	1.1
5	Diarra, Hassan	28	25	0.9
21	Sanogo, Adama	29	24	0.8
24	Hawkins, Jordan	27	23	0.9



2022-23 UConn Men's Basketball  
Category Leaders  
All games

Page 3/3  
as of Feb 25, 2023

#### Offensive Rebounds

##	Player	G	OReb	OReb/G
32	Clingan, Donovan	29	73	2.5
21	Sanogo, Adama	29	72	2.5
44	Jackson Jr., Andre	26	51	2.0
11	Karaban, Alex	29	47	1.6
2	Newton, Tristen	29	31	1.1

#### Blocked Shots

##	Player	G	Blk	Blk/G
32	Clingan, Donovan	29	56	1.9
21	Sanogo, Adama	29	22	0.8
24	Hawkins, Jordan	27	16	0.6
11	Karaban, Alex	29	16	0.6
44	Jackson Jr., Andre	26	16	0.6

#### Defensive Rebounds

##	Player	G	DReb	DReb/G
21	Sanogo, Adama	29	138	4.8
44	Jackson Jr., Andre	26	112	4.3
32	Clingan, Donovan	29	101	3.5
2	Newton, Tristen	29	91	3.1
24	Hawkins, Jordan	27	79	2.9

#### Minutes

##	Player	G	Min	Min/G
11	Karaban, Alex	29	833	28:44
2	Newton, Tristen	29	823	28:22
24	Hawkins, Jordan	27	798	29:34
21	Sanogo, Adama	29	772	26:36
44	Jackson Jr., Andre	26	743	28:35

#### Fouls

##	Player	G	PF	PF/G
21	Sanogo, Adama	29	83	2.9
44	Jackson Jr., Andre	26	75	2.9
11	Karaban, Alex	29	70	2.4
24	Hawkins, Jordan	27	65	2.4
32	Clingan, Donovan	29	57	2.0

#### Turnovers

##	Player	G	TO	TO/G
2	Newton, Tristen	29	70	2.4
21	Sanogo, Adama	29	53	1.8
44	Jackson Jr., Andre	26	50	1.9
24	Hawkins, Jordan	27	41	1.5
5	Diarra, Hassan	28	33	1.2

#### Foul Outs

##	Player	G	FO
44	Jackson Jr., Andre	26	4
21	Sanogo, Adama	29	2
24	Hawkins, Jordan	27	1
11	Karaban, Alex	29	1
3	Calcaterra, Joey	28	1



# 2022-23 UCONN GAME-BY-GAME BOX SCORES

## Game #1 - UConn 85, Stonehill 54 November 7, 2022 - XL Center, Hartford, Conn.



Official Basketball Box Score - Final  
**Stonehill at UConn**  
11/07/22 XL Center, Hartford, Conn.  
2022-23 Men's Basketball

Game Time: 7:30 PM  
Game Duration: 2:07  
Attendance: 9,116

Officials: Pat Driscoll, John Gaffney, Michael Luckie

Stonehill - 54

Record: 0-1

NO. Name	Min	FG	3P	FT	Rebounds	Fouls	TP	AS	TO	ST	Blocks	BS	BA	+/-
2 Maxwell Zegarowski	F 30:00	2-4	2-3	2-2	0 0 0	2 2 8	0	1	0	1	1	1	1	-22
21 Cole Bergan	F 22:49	0-2	0-1	4-4	2 0 2	4 3 4	4	3	2	1	0	0	0	-18
11 Isaiah Burnett	G 24:02	3-4	0-0	6-9	0 6 6	2 5 12	1	4	3	0	0	0	0	-10
12 Thatcher Stone	G 24:36	3-11	0-4	0-0	1 4 5	3 3 6	0	5	1	0	0	0	0	-38
22 Shamir Johnson	G 20:33	2-4	0-1	0-0	0 4 4	1 0 4	1	1	0	0	0	0	0	-10
5 Josh Mack	23:32	0-4	0-1	2-3	0 0 0	1 3 2	2	2	1	2	0	0	0	-17
32 Andrew Sims	28:04	5-10	2-5	0-0	0 1 1	3 1 4	12	1	7	1	0	0	0	-17
4 Chas Stinson	07:07	1-4	1-1	1-2	0 0 0	0 1 1	4	0	0	0	0	0	0	-6
20 Nathan McGill	05:33	0-1	0-0	0-0	0 1 1	0 0 0	0	0	0	0	0	0	0	1
33 Ethan Meuser	08:12	0-1	0-0	2-2	0 0 0	3 2 2	0	0	0	0	0	0	0	-7
15 John O'Reilly III	01:23	0-1	0-1	0-0	0 0 0	0 0 0	0	0	0	0	0	0	0	-2
23 Christopher Melis	01:23	0-0	0-0	0-0	0 0 0	0 0 0	0	0	0	0	0	0	0	-2
30 Helio Sousa Erazo	01:23	0-0	0-0	0-0	0 0 0	0 0 0	0	0	0	0	0	0	0	-1
34 Neal Marquardt	01:23	0-1	0-0	0-0	1 0 1	2 0 0	0	0	0	0	0	0	0	-2
Team					1 3 4	0	0	1						
Totals		16-45	5-17	17-22	5 19 24	21 20 54	9	24	10	2	8	3	1	

Technical Fouls: NONE

UConn - 85

Record: 1-0

NO. Name	Min	FG	3P	FT	Rebounds	Fouls	TP	AS	TO	ST	Blocks	BS	BA	+/-
21 Adama Sanogo	F 19:26	8-11	0-0	3-4	2 4 6	3 3 9	19	1	2	1	1	0	0	23
35 Samson Johnson	F 16:19	2-2	0-0	3-3	2 1 3	4 2 7	0	0	0	0	0	0	0	18
2 Tristen Newton	G 21:14	0-5	0-3	9-12	1 5 6	3 6 9	3	2	1	1	1	0	0	10
4 Nahiem Alleyne	G 30:49	4-11	0-4	0-0	0 0 0	1 1 8	0	2	4	0	1	0	0	23
24 Jordan Hawkins	G 08:43	0-4	0-3	0-0	2 1 3	0 1 0	2	1	0	0	0	0	0	7
11 Alex Karaban	29:35	4-10	2-7	3-4	2 2 4	2 13 3	1	1	1	0	0	0	0	16
5 Hassan Diarra	27:21	5-9	1-3	0-2	1 4 5	2 11 11	7	3	3	0	0	0	0	24
3 Joey Calcaterra	21:12	2-4	2-3	1-2	1 2 3	1 2 7	0	2	1	0	0	0	0	17
32 Donovan Clingan	18:28	4-6	0-0	1-2	3 4 7	3 2 9	0	2	0	0	0	0	0	6
13 Richie Springs	01:28	0-0	0-0	2-2	1 0 1	0 1 2	0	0	0	0	0	0	0	5
13 Richie Springs	01:23	0-0	0-0	0-0	0 2 2	0 0 0	0	0	0	0	0	0	0	2
20 Andrew Hurley	01:23	0-1	0-1	0-0	0 0 0	0 0 0	0	0	0	0	0	0	0	2
30 Yarin Hasson	01:23	0-0	0-0	0-0	0 0 0	1 0 0	0	0	0	0	0	0	0	1
40 Andre Johnson Jr.	00:53	0-0	0-0	0-0	0 0 0	0 0 0	0	0	0	0	0	0	0	1
41 Emmett Hendry	00:23	0-0	0-0	0-0	0 0 0	0 0 0	0	0	0	0	0	0	0	0
Team					2 2 4	0	0							
Totals		29-63	5-24	22-31	17 27 44	20 21 85	16	15	11	8	2	3	1	

Technical Fouls: NONE

	STNHL	UConn
Biggest lead	0 (1 <sup>st</sup> 20:00)	31 (2 <sup>nd</sup> 0:23)
Best Scoring Run	6 (2 <sup>nd</sup> 14:31)	8 (1 <sup>st</sup> 16:28)
Lead Changes	0	
Times Tied	1	
Time with Lead	00:00	39:26

Points from	STNHL	UConn
Turnovers	14	20
Paint	22	46
Second Chance	5	19
Fast Breaks	8	27
Bench	20	42

Period by Period Scoring	1st	2nd	TOT
STNHL	19	35	54
UConn	38	47	85

## Game #2 - UConn 86, Boston University 57 November 11, 2022 - Gampel Pavilion, Storrs, Conn.



Official Basketball Box Score - Final  
**Boston U. at UConn**  
11/11/22 Harry A. Gampel Pavilion, Storrs, Conn.  
2022-23 Men's Basketball

Game Time: 6:00 PM  
Game Duration: 2:00  
Attendance: 9,196

Officials: Tony Chizzia, Brent Hampton, Mee Milore

Boston U. - 57

Record: 1-1

NO. Name	Min	FG	3P	FT	Rebounds	Fouls	TP	AS	TO	ST	Blocks	BS	BA	+/-
5 Walter Whyte	F 30:01	6-11	0-3	7-9	1 2 3	1 5	19	1	1	2	0	1	0	-9
25 Nevlin Zink	F 16:54	0-1	0-0	0-0	1 3 4	3 2	0	0	3	0	0	0	0	-19
35 Fletcher Tynen	F 25:49	3-6	0-0	2-2	0 2 2	3 1	8	1	2	1	0	0	0	-11
0 Ethan Brittain-Watts	G 28:47	2-8	0-3	2-2	0 1 1	1 1	6	2	2	3	0	0	0	-17
15 Jonas Harper	G 23:33	2-6	0-0	0-0	2 0 2	0 1 4	1	1	1	0	0	0	0	-8
3 Malcolm Chimezie	16:10	0-4	0-0	1-2	1 4 5	2 1 1	1	1	0	0	0	0	0	-13
22 Anthony Morales	14:40	1-3	0-1	2-3	0 2 2	2 4 4	0	1	0	1	0	0	0	-20
24 Miles Brewster	11:13	0-4	0-2	2-2	0 1 1	3 1 2	0	0	1	1	0	0	0	-14
13 Damsan Tate	14:47	4-8	2-2	1-2	0 3 3	1 1	1	1	1	0	0	0	0	-20
2 Caelan Jones	06:02	0-1	0-0	0-1	1 1 1	0 0 0	0	0	0	0	0	0	0	-7
41 Otto Landrum	06:56	0-1	0-0	0-0	1 1 2	4 0 0	0	0	1	0	0	0	0	-7
14 Nic Nobili	02:34	0-0	0-0	0-0	1 1 2	0 0 0	0	0	1	0	0	0	0	-5
30 Ben Roy	02:34	0-0	0-0	2-2	0 0 0	1 1 2	0	0	0	0	0	0	0	-6
Team					1 0 1	0	0							
Totals		18-53	2-12	19-24	8 21 29	22 18	57	6	13	8	1	3	1	-29

Technical Fouls: Coach 2<sup>nd</sup> 2:09

UConn - 86

Record: 2-0

NO. Name	Min	FG	3P	FT	Rebounds	Fouls	TP	AS	TO	ST	Blocks	BS	BA	+/-
11 Alex Karaban	F 23:50	3-5	1-3	3-5	2 2 4	3 5	10	4	0	1	0	0	0	17
21 Adama Sanogo	F 27:36	12-15	2-3	1-2	4 11 15	2 3	27	2	3	1	1	0	0	25
2 Tristen Newton	G 31:40	4-10	2-4	1-2	0 6 6	3 1	11	1	4	0	0	0	0	12
4 Nahiem Alleyne	G 31:50	4-9	3-6	0-0	0 0 0	2 1 1	11	0	1	0	0	0	0	19
5 Hassan Diarra	G 33:25	1-3	1-2	3-6	0 3 3	2 3	6	2	0	0	0	0	0	19
3 Joey Calcaterra	22:18	1-3	1-3	1-2	0 4 4	1 2	4	1	3	2	0	0	0	24
32 Donovan Clingan	11:57	3-5	0-0	4-6	4 2 6	2 4	10	1	1	0	2	0	0	14
13 Richie Springs	10:25	2-3	0-0	1-3	1 0 1	2 2 5	2	0	2	0	0	0	0	11
33 Apostolos Roumoglou	02:21	1-2	0-0	0-0	0 1 1	0 0 0	0	0	2	0	0	0	0	4
20 Andrew Hurley	01:38	0-0	0-0	0-0	0 0 0	0 0 0	0	0	0	0	0	0	0	0
30 Yarin Hasson	01:00	0-0	0-0	0-0	0 0 0	0 0 0	0	0	0	0	0	0	0	0
40 Andre Johnson Jr.	01:00	0-0	0-0	0-0	0 0 0	0 0 0	0	0	0	0	0	0	0	0
41 Emmett Hendry	01:00	0-0	0-0	0-0	0 0 0	0 0 0	0	0	0	0	0	0	0	0
Team					0 1 1	0	0							
Totals		31-55	10-21	14-26	11 30 41	18 21	86	17	14	4	3	1	29	

Technical Fouls: NONE

	BOSTU	UConn
Biggest lead	0 (1 <sup>st</sup> 20:00)	31 (2 <sup>nd</sup> 0:44)
Best Scoring Run	6 (2 <sup>nd</sup> 15:36)	12 (2 <sup>nd</sup> 9:39)
Lead Changes	0	
Times Tied	0	
Time with Lead	00:00	39:26

Points from	BOSTU	UConn
Turnovers	16	18
Paint	24	38
Second Chance	6	18
Fast Breaks	10	6
Bench	20	21

Period by Period Scoring	1st	2nd	TOT
BOSTU	23	34	57
UConn	40	46	86

## Game #3 - UConn 84, Buffalo 64 November 15, 2022 - XL Center, Hartford, Conn.



Official Basketball Box Score - Final  
**Buffalo at UConn**  
11/15/22 XL Center, Hartford, Conn.  
2022-23 Men's Basketball

Game Time: 7:00 PM  
Game Duration: 2:01  
Attendance: 10,112

Officials: John Gaffney, Eron Burroughs, Jamie Luckie

Buffalo - 64

Record: 1-2

NO. Name	Min	FG	3P	FT	Rebounds	Fouls	TP	AS	TO	ST	Blocks	BS	BA	+/-
23 Isaiah Adams	F 35:43	3-10	1-5	0-0	1 3 4	3 0 7	0	2	0	0	1	0	0	-23
24 Jonnivius Smith	F 20:21	2-5	0-0	2-2	1 3 4	5 3 6	0	1	1	0	0	0	0	-20
3 Curtis Jones	G 20:58	2-6	1-2	1-2	0 3 3	4 2 6	3	1	1	0	0	0	0	-3
4 Armoni Foster	G 24:01	3-5	1-1	4-6	0 2 2	0 4 11	1	1	6	1	0	0	0	-18
13 Yazid Powell	G 23:25	1-10	0-2	0-0	1 5 6	1 0 1	2	3	2	0	1	0	0	-26
1 LaQuil Hardnett	31:58	3-5	1-2	1-2	1 2 3	4 2 8	0	1	1	0	0	0	0	-3
3 Isaac Quack	16:16	4-4	0-0	1-1	0 3 3	5 2 9	1	0	1	2	0	0	0	-3
2 Kidreil Blocker	18:00	5-7	1-3	0-0	0 0 0	0 0 4	11	2	1	0	0	0	0	-2
10 Devin Ceaser	07:16	2-6	0-2	0-0	0 1 1	0 0 0	0	0	2	0	0	0	0	-4
0 Kanye Jones	01:27	0-0	0-0	0-0	0 0 0	1 0 0	0	0	1	1	0	0	0	-2
5 Zaakir Williamson	00:35	0-0	0-0	0-0	0 0 0	0 0 0	0	0	0	0	0	0	0	-2
Team					1 2 3	0	0							
Totals		25-58	5-17	9-13	5 24 29	23 13 64	9	18	8	2	6	2	0	-20

Technical Fouls: NONE

UConn - 84

Record: 3-0

UConn - 84		Record: 3-0																																																
NO. Name		Min	FG	3P	FT	Rebounds	Fouls	TP	AS	TO	ST	Blocks	BS	+/-																																				
			M-A	M-A	M-A	OR	DR	FF																																										
11 Alex Karaban	F	32:56	4-8	1-4	1-2	2	2	4	1	10	1	3	0	3	29																																			
21 Adama Sanogo	F	21:34	4-11	1-1	2-2	1	5	6	3	1	11	0	2	2	0	1	9																																	
2 Tristen Newton	G	35:50	4-14	0-5	14-17	1	9	10	0	13	22	1	3	4	1	0	24																																	
4 Nahiem Alleyne	G	38:33	4-11	1-7	3-3	2	1	3	2	3	12	2	1	0	0	1	18																																	
5 Hassan Diarra	G	16:25	1-3	0-1	1-2	0	1	1	3	2	3	2	2	0	0	0	11																																	
3 Joey Calaterra		31:18	6-9	3-5	0-0	2	0	2	0	1	15	1	2	2	0	0	12																																	
13 Richie Springs		04:23	0-2	0-0	0-0	1	2	3	1	0	0	0	0	0	0	0	-5																																	
32 Donovan Cline		18:26	5-5	0-0	1-2	3	5	8	3	2	11	0	2	1	2	0	11																																	
33 Apostolos Roumoglou		00:35	0-0	0-0	0-0	0	0	0	0	0	0	0	0	0	0	0	21																																	
Team									2			3			5			0			0																													
Totals			28-63						6-23			22-28			14			28			42			13			23			84			17			15			11			6			2			20		

# 2022-23 UCONN GAME-BY-GAME BOX SCORES

## Game #5 - UConn 95, Delaware State 60 November 20, 2022 - XL Center, Hartford, Conn.



Official Basketball Box Score - Final  
**Delaware St. at UConn**  
11/20/22 XL Center, Hartford, Conn.  
2022-23 Men's Basketball

Game Time: 5:00 PM  
Game Duration: 2:03  
Attendance: 9,442

Officials: Pat Driscoll, Matt Potter, J.D. Ralls

Delaware St. - 60

Record: 1-4

NO. Name	Min	FG M-A	3P M-A	FT M-A	Rebounds OR DR TR	Fouls PF FD	TP	AS	TO	ST	Blocks BS BA	+/	
4 Kyle Johnson	F 36:44	5-13	0-0	5-8	2 7 9	1 4	15	0	1	1	0	2	-30
24 Raymond Somerville	C 18:04	2-3	0-0	1-1	1 1 2	5 2	5	0	5	0	1	0	-18
3 Martez Robinson	G 27:00	1-6	0-0	3-4	0 1 1	1 3	5	1	4	2	0	0	-27
5 Jevin Muniz	G 34:43	6-13	2-6	7-8	1 1 2	1 6	21	2	1	0	0	1	-27
15 Aaron Lemon-Warren	G 26:26	3-5	0-1	0-0	1 3 4	1 1	6	1	0	1	0	1	-27
10 Ronald Lucas	20:33	0-1	0-0	0-2	0 3 3	4 1	0	0	3	0	0	0	-22
25 O'Koye Parker	16:03	1-7	0-2	1-2	1 1 2	2 2	3	0	2	1	0	1	-17
2 Corey Perkins	14:17	2-4	0-0	1-1	0 1 1	2 1	5	1	2	0	0	1	-5
22 Cory Barnes	05:16	0-0	0-0	0-0	0 1 1	2 0	0	0	0	1	0	0	-4
13 Ricky Deadwyler III	00:54	0-0	0-0	0-0	0 0 0	0 0	0	0	0	0	0	0	2
Team					1 1 2	0	0	0	0	0	0	0	
Totals		20-52	2-9	18-26	7 20 27	19 20	60	5	18	6	1	6	-35

Technical Fouls: NONE

Shooting By Period
1st FG% 8-27 29.6%
3PT% 2-7 28.6%
FT% 6-8 75%
2nd FG% 12-25 48.0%
3PT% 0-2 0.0%
FT% 12-18 66.7%
GMFG% 20-52 38.5%
3PT% 2-9 22.2%
FT% 18-26 69.2%

Dead Ball Rebounds: 3, 1

UConn - 95

Record: 5-0

NO. Name	Min	FG M-A	3P M-A	FT M-A	Rebounds OR DR TOT	Fouls PF FD	TP	AS	TO	ST	Blocks BS BA	+/-	
11 Alex Karaban	F 22:15	3-5	1-2	3-3	0 1 1	4 2	10	2	1	0	0	0	16
21 Adama Sanogo	F 23:01	10-13	1-1	5-6	2 6 8	4 3	26	0	0	2	1	0	26
2 Tristen Newton	G 19:21	2-4	2-4	0-1	1 1 2	0 3	6	1	2	1	0	0	0
4 Nahiem Alleyne	G 28:35	3-5	1-2	2-2	1 1 2	3 1	9	4	0	0	0	0	33
24 Jordan Hawkins	G 27:55	4-13	3-10	0-0	0 9 9	1 2	11	3	1	0	2	1	31
44 Andre Jackson Jr.	12:49	1-2	1-2	0-0	0 0 1	5 0	3	4	2	1	0	0	9
3 Joey Calcaterra	20:03	4-6	3-5	0-0	1 4 5	1 1	11	6	3	1	0	0	22
5 Hassan Diarra	21:25	1-2	0-1	1-2	0 1 1	0 1	3	5	3	2	0	0	27
32 Donovan Clingan	16:05	7-9	0-0	2-5	2 3 5	1 6	16	0	0	2	3	0	11
13 Richie Springs	02:21	0-0	0-0	0-0	0 0 0	0 0	0	0	0	0	0	0	-3
33 Apostolos Rounoglou	02:16	0-0	0-0	0-0	0 0 0	0 0	1	0	0	0	0	0	-4
20 Andrew Hurley	01:12	0-1	0-0	0-0	0 0 0	0 0	0	0	0	0	0	0	-4
30 Yarin Hasson	00:54	0-1	0-1	0-0	0 0 0	0 0	0	0	0	0	0	0	-2
40 Andre Johnson Jr.	00:54	0-0	0-0	0-0	0 0 0	0 0	0	0	0	0	0	0	-2
41 Emmett Hendry	00:54	0-0	0-0	0-0	0 0 0	0 0	0	0	0	0	0	0	-2
Team					3 2 5	0	1	0	1	0	0	0	
Totals		35-61	12-28	13-19	10 29 39	21 19	95	25	13	9	6	1	35

Technical Fouls: Coach 2<sup>nd</sup> 3:04

Shooting By Period
1st FG% 20-34 58.8%
3PT% 8-18 44.4%
FT% 9-13 69.2%
2nd FG% 15-27 55.6%
3PT% 4-10 40.0%
FT% 4-6 66.7%
GMFG% 35-61 57.4%
3PT% 12-28 42.9%
FT% 13-19 68.4%

Dead Ball Rebounds: 1, 1

	DELST	UConn
Biggest lead	0 (1 <sup>st</sup> 20:00)	43 (2 <sup>nd</sup> 4:37)
Best Scoring Run	7 (2 <sup>nd</sup> 0:30)	13 (1 <sup>st</sup> 15:10)
Lead Changes	0	
Times Tied	2	
Time with Lead	00:00	38:55

Points from	DELST	UConn
Turnovers	16	24
Paint	30	44
Second Chance	6	14
Fast Breaks	6	18
Bench	8	33

Period by Period Scoring			
	1st	2nd	TOT
DELST	24	36	60
UConn	57	38	95

## Game #6 - UConn 83, Oregon 59 November 24, 2022 - Moda Center, Portland, Ore.



Official Basketball Box Score - Final  
**UConn at Oregon**  
11/24/22 Moda Center, Portland  
2022-23 Men's Basketball

Game Time: 5:00 PM  
Game Duration: 1:57  
Attendance: 1,507

Officials: Paul Szec, D.G. Nelson, Steven Anderson

UConn - 83

Record: 6-0

NO. Name		Min	FG M-A	3P M-A	FT M-A	Reb OR DR TOT	Fouls PF FF	TP	AS	TO	ST	Blocks BS BA	+/-
11 Alex Karaban	F	24:58	2-5	2-4	0-0	0 3 3	3 1	6	0	2	0	1	1 3
21 Adama Sanogo	F	23:01	5-7	2-2	0-0	2 4 6	4 2	12	1	2	1	1	0 9
2 Tristen Newton	G	28:56	7-10	5-6	4-5	0 4 4	1 6	23	6	0	2	0	1 21
4 Nahiem Alleyne	G	13:43	2-5	0-2	0-0	2 0 2	4 4	4	2	0	0	0	0 4
24 Jordan Hawkins	G	27:19	6-16	5-14	1-1	1 1 2	2 2	18	1	1	1	1	0 23
44 Andre Jackson Jr.		23:33	0-3	0-2	0-2	0 4 4	1 1	0	5	5	2	0	0 11
3 Joey Calcaterra		20:29	4-5	3-4	0-0	0 1 1	1 1	11	4	0	1	0	0 23
5 Hassan Diarra		10:44	0-2	0-2	0-0	2 2 4	2 0	0	1	0	0	0	0 5
32 Donovan Clingan		19:09	4-10	0-1	1-3	4 4 8	3 3	9	2	0	2	4	2 21
13 Richie Springs		02:44	0-0	0-0	0-0	0 0 0	0 0	0	0	0	0	0	0 1
33 Apostolos Rounoglou		01:56	0-0	0-0	0-0	0 1 1	0 0	0	0	1	0	0	0 -1
20 Andrew Hurley		00:52	0-0	0-0	0-0	0 0 0	0 0	0	0	0	0	0	0 0
30 Yarin Hasson		00:52	0-0	0-0	0-0	0 0 0	0 0	0	0	0	0	0	0 0
40 Andre Johnson Jr.		00:52	0-0	0-0	0-0	0 0 0	0 0	0	0	0	0	0	0 0
41 Emmett Hendry		00:52	0-0	0-0	0-0	0 0 0	0 0	0	0	0	0	0	0 0
Team						1 0 1	0	0	1	0	0	0	
Totals			30-63	17-37	6-11	12 24 36	25 16	83	22	12	9	7	4 24

Technical Fouls: NONE

Oregon - 59

Record: 2-3

NO. Name	Min	FG	3P	FT	Rebounds	Fouls	TP	AS	TO	ST	Blocks	+/-	
		M-A	M-A	M-A	OR DR TOT	PF FD					BS BA		
13 Quincy Guerrier	F 15:22	1-2	0-1	3-6	0 2 2	5 5	5	0	1	1	0	0	-5
1 N'Faly Dante	C 29:52	6-10	0-0	3-5	0 1 1	2 5	15	3	4	0	0	2	-16
32 Nate Brittle	C 23:14	0-4	0-3	0-0	0 6 6	1 2	0	1	2	1	1	1	-19
0 Will Richardson	G 30:11	3-9	1-3	2-4	1 2 3	1 2	9	2	2	0	0	1	-27
11 Rivaldo Soares	G 33:57	2-10	2-5	2-2	0 0 0	3 1	8	1	2	1	1	3	-22
2 Tyrone Williams	12:39	1-3	0-0	0-0	0 2 2	0 2	2	1	1	0	0	0	-11
10 Ke'el Ware	25:50	6-8	2-3	4-6	2 7 9	2 7	18	2	2	0	1	0	-17
23 Gabe Reichle	14:25	0-0	0-0	0-0	0 0 0	2 0	0	0	2	0	0	0	-8
24 Brady Parris	09:49	1-1	0-0	0-0	0 1 1	0 1	2	1	0	2	0	0	3
12 James Cooper	03:03	0-0	0-0	0-2	0 1 1	1 0	0	0	0	0	1	0	0
15 Lok Wur	01:38	0-0	0-0	0-0	0 1 1	0 0	0	0	0	0	0	0	2
Team					4 0 4	0	0	1	1	0	0	0	
Totals		20-47	5-15	14-25	7 23 30	16 25	59	11	17	5	4	7	-24

Technical Fouls: NONE

	UConn	ORE	Points from	UConn	ORE	Period by Period Scoring
Biggest lead	29 (2 <sup>nd</sup> 6:22)	5 (1 <sup>st</sup> 16:27)	Turnovers	18	14	1st 2nd TOT
Best Scoring Run	9 (2 <sup>nd</sup> 16:54)	8 (1 <sup>st</sup> 16:27)	Paint	24	22	UConn 39 44 83
Lead Changes	2		Second Chance	15	12	ORE 28 31 59
Times Tied	4		Fast Breaks	10	6	
Time with Lead	30:41	03:17	Bench	20	22	

## Game #7 - UConn 82, Alabama 67 November 25, 2022 - Veterans Memorial Coliseum, Portland, Ore.



Official Basketball Box Score - Final  
**UConn at Alabama**  
11/25/22 Veterans Memorial Coliseum, Portland  
2022-23 Men's Basketball

Game Time: 6:30 PM  
Game Duration: 2:06  
Attendance: 5,005

Officials: DJ Carstensen, Don Daly, Mike Palau

UConn - 82

Record: 7-0

NO. Name	Min	FG	3P	FT	Rebounds		Fouls		TP	AS	TO	ST	Blocks		+/-	
		M-A	M-A	M-A	OR	DR	TOT	PF					FD	BS		BA
11 Alex Karaban	F 27:19	4-7	2-3	2-2	2	1	3	3	3	12	4	1	1	1	0	19
21 Adama Sanogo	F 27:37	9-16	1-4	6-8	1	3	4	3	5	25	2	3	0	2	2	10
2 Tristen Newton	G 34:17	1-6	1-2	6-6	1	3	4	3	7	9	8	1	4	1	2	8
4 Nahiem Alleyne	G 12:58	0-5	0-3	0-0	0	3	3	2	0	0	0	0	0	0	0	-1
24 Jordan Hawkins	G 26:29	5-10	3-6	3-4	0	2	2	4	2	16	1	2	0	0	0	-2
44 Andre Jackson Jr.	26:35	2-8	0-4	0-0	3	4	7	3	1	4	1	2	0	1	1	18
3 Joey Calcaterra	18:13	3-4	2-2	2-2	0	1	1	2	0	10	0	1	1	0	0	-1
5 Hassan Diarra	14:47	0-2	0-0	2-2	0	1	1	1	2	2	2	0	1	1	1	21
32 Donovan Clingan	10:47	2-2	0-0	0-0	1	4	5	2	3	4	0	1	1	1	0	7
13 Richie Springs	00:29	0-0	0-0	0-0	0	0	0	0	0	0	0	0	0	0	0	-2
33 Apostolos Rounoglou	00:29	0-0	0-0	0-0	0	0	0	0	0	0	0	0	0	0	0	-2
Team					2	0	2	0	1							
Totals		26-60	9-24	21-24	10	22	32	23	23	82	18	12	8	7	6	15

Technical Fouls: NONE

Shooting By Period
1st FG% 13-32 40.6%
3PT% 5-14 35.7%
FT% 6-8 75%
2nd FG% 13-28 46.4%
3PT% 4-10 40.0%
FT% 17-18 94.4%
GMFG% 26-60 43.3%
3PT% 9-24 37.5%
FT% 21-24 87.5%

Dead Ball Rebounds: 1, 0

Alabama - 67

Record: 5-1

NO.	Name	Min	FG M-A	3P M-A	FT M-A	Rebounds OR DR TOT	Fouls PF FD	TP	AS	TO	ST	Blocks BS BA	+/-
15	Noah Clowney	F 30:11	3-6	0-1	3-3	1 3 4	3 4	9	0	2	1	1	-17
24	Brandon Miller	F 31:48	5-15	3-6	5-7	4 5 9	1 5	18	3	2	0	2	-5
14	Charles Bedako	C 17:44	1-2	0-0	1-1	1 4 5	4 3	3	0	2	0	1	-10
1	Mark Sears	G 34:39	3-8	1-4	1-1	0 5 5	2 3	8	1	2	0	0	-16
25	Nimari Burnett	G 18:06	2-3	0-0	2-3	0 2 2	2 2	6	0	0	0	0	-8
0	Jaden Bradley	J 18:55	3-4	0-0	6-8	0 2 2	3 4	12	4	3	0	0	-1
5	Jahvon Quinerly	16:03	1-6	0-2	1-2	0 0 0	2 1	3	2	4	1	0	-7
4	Noah Gurley	12:29	1-3	0-1	0-0	0 0 0	0 1	2	0	2	0	1	-1
3	Ryan Griffin	12:23	2-2	2-2	0-0	0 3 3	3 0	6	0	0	0	0	-7
2	Darius Miles	03:40	0-1	0-0	0-0	0 1 1	1 0	0	0	2	1	1	0
23	Nick Pringle	04:02	0-0	0-0	0-0	1 0 1	2 0	0	0	0	0	0	-4
Team						2	1	3	0	2			
Totals			21-50	6-16	19-25	9 26 35	24 23 47	67	10	21	4	6	7 -15

# 2022-23 UCONN GAME-BY-GAME BOX SCORES

## Game #9 - UConn 74, Oklahoma State 64 December 1, 2022 - Gampel Pavilion, Storrs, Conn.



Official Basketball Box Score - Final  
**Oklahoma St. at UConn**  
12/01/22 Harry A. Gampel Pavilion, Storrs, Conn.  
2022-23 Men's Basketball

Game Time: 6:30 PM  
Game Duration: 2:15  
Attendance: 10,167

Officials: Ray Neill, Ron Groover, Bert Smith

Oklahoma St. - 64

Record: 5-3

NO. Name	Min	FG	3P	FT	Rebounds			Fouls	TP	AS	TO	ST	Blocks		+/-	
					DR	OT	FF						BS	BA		
22 Kalib Boone	F 34:18	5-12	0-0	5-7	5	3	8	2	4	15	0	2	1	1	0	7
33 Moussa Cisse	C 15:50	0-2	0-0	0-0	2	8	10	5	0	0	0	2	1	0	1	0
0 Avery Anderson, III	G 31:05	5-13	0-1	4-4	2	3	5	4	4	14	0	3	2	0	0	-11
1 Bryce Thompson	G 21:42	3-10	0-2	2-2	1	0	1	4	1	8	0	2	0	0	0	-13
51 John-Michael Wright	G 29:27	2-6	1-3	2-2	0	3	3	1	3	7	0	3	1	0	0	-9
23 Tyreek Smith	18:12	3-4	0-0	1-2	1	2	3	2	2	7	0	1	0	1	0	-24
5 Caleb Asberry	26:58	3-4	3-4	2-2	0	2	2	3	1	11	3	3	0	0	0	-4
13 Quion Williams	09:11	0-2	0-1	0-0	0	2	2	3	0	0	0	0	0	0	0	-1
2 Chris Harris Jr.	13:17	1-3	0-0	0-0	0	0	0	0	1	2	2	0	0	0	1	3
Team					2	3	5			0	0	1				
Totals		22-56	4-11	16-19	13	26	39	25	16	64	5	17	4	3	3	-10

Shooting By Period

1st FG%	12-28	42.9%
3PT%	3-5	60.0%
FT%	44	100%
2nd FG%	10-28	35.7%
3PT%	1-6	16.7%
FT%	12-15	80%
GMFG%	22-56	39.3%
3PT%	4-11	36.4%
FT%	16-19	84.2%

Dead Ball Rebounds: 2

Technical Fouls: NONE

UConn - 74

Record: 9-0

No. Name		Min	FG M-A	3P M-A	FT M-A	Rebounds OR GR TOT	Fouls FF FD	TP AS	TO ST	Blocks BS BA	+/-	Shooting By Period		
11	Alex Karaban	F 36:49	1-4	1-3	2-2	0 6 6	4 1	4	1	1	1	0	18	1st FGM% 14-30 46.7%
21	Adama Sanogo	F 32:31	7-14	0-2	6-8	3 3 6	1 8	20	0	2	2	1	0	3PT% 5-12 41.7%
2	Tristen Newton	G 28:21	1-5	0-2	0-0	1 1 2	2 2	2	1	2	2	0	0	FT% 15-19 78.9%
24	Jordan Hawkins	G 35:36	6-13	5-9	9-12	1 1 2	2 6	26	1	0	0	1	1	2nd FGM% 7-26 26.9%
44	Andre Jackson Jr.	G 30:32	4-7	1-3	2-2	2 5 7	3 2	11	6	0	3	0	0	3PT% 3-11 27.3%
4	Nahiem Alleyne	09:53	0-2	0-1	0-0	1 1 2	1 0	1	0	1	0	0	0	FT% 9-14 64.3%
3	Joey Calcaterra	10:40	2-6	2-2	3-4	0 0 0	1 2	9	1	0	0	0	1	GMFG% 21-56 37.5%
32	Donovan Clingan	07:13	0-2	0-0	2-4	2 0 2	2 3	2	0	0	0	0	1	3PT% 8-23 34.8%
5	Hassan Diarra	08:25	0-3	0-1	0-1	0 1 1	0 1	0	0	1	0	0	0	FT% 2-43 72.7%
Team												Dead Ball Rebounds: 5		
Totals			21-56	8-23	24-33	13 22 35	16 25	74	11	7	8	3	3	10

Technical Fouls: NONE

	OSU	UConn
Biggest lead	3 (1 <sup>st</sup> 9:17)	20 (2 <sup>nd</sup> 19:06)
Best Scoring Run	8 (2 <sup>nd</sup> 12:59)	15 (1 <sup>st</sup> 3:24)
Lead Changes	5	
Times Tied	6	
Time with Lead	04:27	32:34

Points from	OSU	UConn
Turnovers	8	27
Paint	32	26
Second Chance	17	17
Fast Breaks	2	9
Bench	20	11

Period by Period Scoring	1st	2nd	TOT
OSU	31	33	64
UConn	48	26	74

## Game #11 - UConn 114, LIU 61 December 10, 2022 - Gampel Pavilion, Storrs, Conn.



Official Basketball Box Score - Final  
**LIU at UConn**  
12/10/22 Harry A. Gampel Pavilion, Storrs, Conn.  
2022-23 Men's Basketball

Game Time: 12:30 PM  
Game Duration: 1:53  
Attendance: 10,167

Officials: James Breeding, Clarence Armstrong, Vally Rakoci

LIU - 61

Record: 1-8

NO. Name	Min	FG		3P	FT	Reb		Fouls		TP	AS	TO	ST	Blocks		+/-	Shooting By Period			
		M	A	M	A	O	D	F	F					1st	FG%		2nd	FG%	3rd	FG%
21 Cheikh Ndiaye	F 25:44	1-3	0-0	1-2	0	2	2	2	1	3	0	1	0	0	2	-38	1st	FG%	10-27	37.0%
1 Tre Booker	T 39:04	3-8	0-4	0-0	1	2	3	1	0	6	0	1	0	0	0	-54		3PT%	0.2	0.0%
4 Jacob Johnson	G 40:00	6-12	0-1	7-10	0	4	4	2	6	19	2	5	1	0	0	-53	2nd	FG%	12-25	48.0%
10 RJ Greene	G 40:00	6-15	0-1	5-8	1	0	1	2	7	17	3	8	1	0	0	-53		3PT%	27	28.6%
44 Quion Burns	G 29:34	4-9	1-1	2-4	1	6	7	2	3	11	0	2	1	1	2	-41		FT%	8-11	72.7%
15 CJ Delancy	11:24	1-2	0-0	0-0	0	1	0	1	3	0	2	0	0	1	1	-17	GMFG%	22-52	42.3%	
22 Eli Bailey	11:22	1-3	1-2	0-0	0	0	0	0	0	3	0	1	1	0	0	-11	3PT%	2-9	22.2%	
13 James Kamich	02:52	0-0	0-0	0-0	0	0	0	0	0	0	0	1	0	0	0	2	FT%	15-24	62.5%	
Team					2	4	6	0	0	0	0	0					Dead Ball Rebounds: 3.0			
Totals		22-52	19-24	6-18	24	12	17	61	5	21	4	2	6	5	-53					

Technical Fouls: Delancy 1<sup>st</sup> 3:55

UConn - 114

Record: 11-0

NO. Name	Min	FG	3P	FT	Rebounds	Fouls	Shooting By Period							
							DR	OR	TT	PF	FF	TP	AS	TO
11 Alex Karaban	F 20:57	7-9	3-5	2-2	3 5 8	2 2	19	2	1	0	1	0	30	1 <sup>st</sup> FG% 25-40 62.5%
21 Adama Sanogo	F 21:19	8-12	0-2	0-0	0 4 4	0 1	16	2	2	1	1	0	33	3 <sup>rd</sup> FT% 7-16 43.8%
2 Tristan Newton	G 25:55	0-5	0-4	2-2	0 2 2	1 1	2	7	2	1	0	1	39	FT% 5-7 71.4%
24 Jordan Hawkins	G 22:36	7-11	6-9	2-2	1 2 3	3 2	22	2	0	1	0	0	32	2 <sup>nd</sup> FG% 20-32 62.5%
44 Andre Jackson Jr.	G 23:47	3-3	0-0	2-2	0 3 3	2 1	8	7	0	1	2	0	36	3 <sup>rd</sup> FT% 7-16 43.8%
4 Nahiem Alleyne	21:22	4-6	2-3	1-2	0 0 0	2 2	11	1	2	1	0	0	32	FT% 5-6 83.3%
3 Joey Calcaterra	18:18	3-7	3-6	0-0	1 2 3	3 0	9	3	1	0	0	0	24	GMFG% 45-72 62.5%
32 Donovan Clingan	15:17	10-10	0-0	1-3	4 7 11	0 0	21	0	0	1	2	0	19	3 <sup>rd</sup> FT% 14-32 43.8%
5 Hassan Diarra	13:58	1-5	0-2	0-0	0 1 1	2 0	2	3	2	2	0	1	17	FT% 10-13 76.9%
13 Richie Springs	04:25	1-1	0-0	0-0	0 1 1	0 0	2	1	1	0	0	0	7	Dead Ball Rebounds: 1.0
33 Apostolos Roumoglou	03:24	0-0	0-0	0-0	0 2 2	1 0	0	1	0	1	0	0	1	
20 Andrew Hurley	02:52	1-2	0-0	0-0	0 0 0	0 0	2	0	1	1	0	0	-2	
30 Yarin Hasson	02:15	0-0	0-0	0-0	0 0 0	1 0	0	0	0	0	0	0	0	
40 Andre Johnson Jr.	02:15	0-1	0-1	0-0	0 0 0	0 0	0	0	0	0	0	0	0	
41 Emmett Hendry	01:20	0-0	0-0	0-0	0 0 0	0 0	0	0	0	0	0	0	-3	
Team					2 1 3	0	0	1						
Totals		45-72	14-32	10-13	11 30 41	17 11	114	29	12	10	6	2	53	

Technical Fouls: NONE

	LIU	UConn
Biggest lead	0 (1 <sup>st</sup> 20:00)	57 (2 <sup>nd</sup> 1:32)
Best Scoring Run	5 (1 <sup>st</sup> 17:52)	13 (1 <sup>st</sup> 12:22)
Lead Changes	0	
Times Tied	1	
Time with Lead	00:00	39:39

Points from	LIU	UConn
Turnovers	11	41
Paint	32	58
Second Chance	6	18
Fast Breaks	5	22
Bench	5	47

Period by Period Scoring	1st	2nd	TOT
LIU	27	34	61
UConn	62	52	114

## Game #10 - UConn 75, Florida 54 December 7, 2022 - Exactech Arena, Gainesville, Fla.



Official Basketball Box Score - Final  
**UConn at Florida**  
12/07/22 Exactech Arena at Stephen C. O'Connell Center, Gainesville  
2022-23 Men's Basketball

Game Time: 9:00 PM  
Game Duration: 1:59  
Attendance: 9,946

Officials: Joe Lindsay, Doug Shows, Michael Roberts

UConn - 75

Record: 10-0

No.	Name	Min	FG		3P		FT		Rebounds		Fouls		TP	AS	TO	ST	Blocks		+/-	Shooting By Period			
			M-A	A-M	M-A	A-M	DR	OT	DR	OT	P	FF					BA	BS		BA	1st	FG%	14-33
11	Alex Karaban	F 11:46	1-3	1-3	1-2	0-0	0	1	1	4	0	3	1	1	0	1	1	0	1	2	3PT%	3-10	30.0%
21	Adama Sanogo	F 19:30	8-13	0-1	0-1	2-3	4	7	4	2	17	1	3	1	1	1	1	9	FT%	5-5	100%		
2	Tristen Newton	G 31:12	2-6	1-2	0-0	1	4	5	1	4	5	3	5	0	0	0	0	17	2nd FG%	16-25	64.0%		
24	Jordan Hawkins	G 34:05	5-12	2-6	3-3	0	4	4	2	2	15	3	2	2	0	2	0	23	3PT%	4-9	44.4%		
44	Andre Jackson Jr.	G 34:47	2-5	2-5	2-2	0	8	8	2	2	8	4	0	2	2	0	25	FT%	3-4	75%			
4	Nahiem Alleyne	15:27	0-2	0-0	0-0	0	1	1	0	0	0	0	0	2	0	1	8	GM FG%	30-58	51.7%			
32	Donovan Clingan	19:28	8-9	0-0	0-0	3	5	8	3	1	16	0	1	1	3	0	14	3PT%	7-19	36.8%			
3	Joey Calcaterra	17:56	4-7	1-2	2-2	1	2	3	1	2	11	2	0	1	0	1	4	FT%	8-9	88.9%			
5	Hassan Diarra	13:17	0-1	0-1	0-0	0	2	2	1	1	0	2	3	0	1	0	5	Dead Ball Rebounds: 0, 0					
13	Richie Springs	01:04	0-0	0-0	0-0	0	0	0	0	0	0	0	0	0	0	0	-2						
20	Andrew Hurley	00:45	0-0	0-0	0-0	0	0	0	0	0	0	0	0	0	0	0	0						
23	Apostolos Roumoglou	00:45	0-0	0-0	0-0	0	0	0	1	0	0	0	0	0	0	0	0						
Team									0	3	3												
Totals				30-58	7-19	8-9	8	34	42	19	14	75	16	15	9	7	6	21					

Technical Fouls: NONE

Florida - 54

Record: 6-4

NO. Name	Min	FG M-A	3P M-A	FT M-A	Rebounds OR DR TOT	Fouls PF D	TP	AS	TO	ST	Blocks BS B	+/-	Shooting By Period	
													1st FG%	2nd FG%
3 Alex Fudge	F 29:49	5-8	1-1	2-2	1 4 5	3 3	13	0	0	1	1	-20	1st FG%	8.28 28.6%
12 Colin Castleton	F 31:45	4-14	0-1	4-6	1 7 8	3 4	12	2	2	2	2	-20	3PT%	2.4 50.0%
2 Trey Bonham	G 21:32	0-7	0-3	4-4	1 1 2	1 2	4	1	0	2	0	-15	FT%	5.11 45.5%
14 Kowaciek Reeves	G 26:38	2-5	1-3	2-4	0 0 0	0 2	7	0	3	2	1	-12	2nd FG%	8.25 32.0%
24 Riley Kugel	G 20:32	3-7	2-2	5-9	1 1 2	2 6	13	0	3	1	1	-2	3PT%	2.11 18.2%
5 Will Richard	25:19	0-2	0-1	0-0	0 2 2	2 0	0	1	1	1	1	-18	FT%	13.17 76.5%
0 Myreon Jones	07:32	0-3	0-2	0-0	0 1 1	0 0	0	0	1	0	0	-11	GM FG%	16.53 30.2%
11 Kyle Lofton	20:59	0-5	0-2	0-0	0 1 1	1 0	0	1	1	0	0	-7	3PT%	4.15 26.7%
1 CJ Felder	06:35	0-0	0-0	0-0	0 1 1	1 0	0	0	0	0	0	-1	FT%	18.28 64.3%
33 Jason Jiboboh	08:15	1-1	0-0	1-2	2 1 3	1 1	3	1	1	0	0	-1	Dead Ball Rebounds: 5.1	
10 Denzel Aberdeen	01:04	1-1	0-0	0-1	0 0 0	0 1	2	0	0	0	0	2		
Team					2 1 3	0	0	0						
Totals		16-53	4-15	18-28	8 20 28	14 19	54	6	12	8	6	7	-21	

Technical Fouls: NONE

	CON	UF
Biggest lead	23 (2 <sup>nd</sup> 2:07)	2 (1 <sup>st</sup> 18:38)
Best Scoring Run	9 (1 <sup>st</sup> 11:54)	4 (1 <sup>st</sup> 7:35)
Lead Changes	3	
Times Tied	1	
Time with Lead	37:21	00:46

Points from	CON	UF
Turnovers	9	17
Paint	40	22
Second Chance	7	10
Fast Breaks	10	8
Bench	27	5

Period by Period Scoring	1st	2nd	TOT
CON	36	39	75
UF	23	31	54

## Game #12 - UConn 68, Butler 46 December 17, 2022 - Hinkle Fieldhouse, Indianapolis, Ind.



Official Basketball Box Score - Final  
**UConn at Butler**  
12/17/22 Hinkle Fieldhouse, Indianapolis, Ind.  
2022-23 Men's Basketball

Game Time: 7:00 PM  
Game Duration: 1:53  
Attendance: 8,283

Officials: John Gaffney, Matt Potter, Tommy Morrissey

UConn - 68

Record: 12-0 (1-0)

NO. Name	Min	FG
----------	-----	----



# 2022-23 UCONN GAME-BY-GAME BOX SCORES

## Game #13 - UConn 84, Georgetown 73 December 20, 2022 - Gampel Pavilion, Storrs, Conn.



Official Basketball Box Score - Final  
**Georgetown at UConn**  
12/20/22 Harry A. Gampel Pavilion, Storrs, Conn.  
2022-23 Men's Basketball

Game Time: 6:30 PM  
Game Duration: 2:07  
Attendance: 10,167

Officials: Mike Roberts, Brian O'Connell, Nathan Farrell

Georgetown - 73

Record: 5-8 (0-2)

NO. Name	Min	FG M-A	3P M-A	FT M-A	Rebounds OR DR TOT	Fouls FF FD	TP	AS	TO	ST	Blocks BS BA	+/-	
11 Akok Akok	F 34:39	4-7	1-3	1-2	0 5 5	3 2	10	0	1	0	2	0	-5
34 Qudus Wahab	C 29:55	4-10	0-0	8-11	4 5 9	2 8	16	0	0	0	0	0	-6
0 Brandon Murray	G 32:21	5-12	0-2	0-1	3 1 4	4 1	10	3	8	1	0	1	-1
1 Primo Spears	G 37:56	8-17	0-2	3-4	1 4 5	2 1	19	3	4	0	0	0	-15
5 Jay Heath	G 38:38	4-9	2-4	0-0	0 6 6	1 0	10	0	0	0	0	1	-12
15 Bryson Mozone	11:17	1-2	0-0	2-3	1 2 3	1 2	4	0	0	0	0	0	-9
22 Bradley Ezewiro	07:53	1-2	0-0	2-2	0 2 2	1 1	4	0	0	0	0	0	-2
31 Wayne Bristol, Jr.	04:20	0-0	0-0	0-0	0 1 1	0 0	0	0	0	0	0	0	-1
12 Jordan Riley	01:38	0-0	0-0	0-0	0 0 0	1 0	0	0	1	0	0	0	-5
32 Malcolm Wilson	01:25	0-0	0-0	0-0	0 0 0	1 0	0	0	0	0	0	0	-1
Team					3 2 5	0	0	0	0	0	0	0	-1
Totals		27-59	3-11	16-23	12 28 40	16 15	73	6	14	2	2	3	-11

Technical Fouls: NONE

Shooting By Period	
1st FG%	16-30 53.3%
3PT%	2-5 40.0%
FT%	6-6 100%
2nd FG%	11-29 37.9%
3PT%	1-6 16.7%
FT%	10-17 58.8%
GMFG%	27-59 45.8%
3PT%	3-11 27.3%
FT%	16-23 69.6%

Dead Ball Rebounds: 3,0

UConn - 84

Record: 13-0 (2-0)

NO. Name	Min	FG M-A	3P M-A	FT M-A	Rebounds OR DR TOT	Fouls PF FD	TP	AS	TO	ST	Blocks BS BA	+/-	
11 Alex Karaban	F 22:14	3-6	2-5	0-0	0 0 0	2 1	8	1	0	1	0	0	1
21 Adama Sanogo	F 30:30	6-10	1-1	1-2	3 4 7	3 2	14	1	2	2	0	0	6
2 Tristen Newton	G 27:24	4-6	2-4	7-8	0 2 2	1 7	17	2	1	0	0	0	-2
24 Jordan Hawkins	G 32:38	5-15	3-9	2-2	1 2 3	2 2	15	3	0	1	0	1	1
44 Andre Jackson Jr.	G 33:05	3-5	1-2	0-0	1 7 8	3 1	7	8	2	2	0	0	13
4 Nahiem Alleyne	14:46	0-2	0-2	2-2	0 1 1	1 1	2	0	0	0	0	0	6
32 Donovan Clingan	09:27	1-2	0-0	0-0	0 4 4	2 0	2	1	1	0	2	0	8
3 Joey Calcaterra	17:44	6-11	1-4	1-1	0 1 1	1 1	14	1	0	1	0	1	12
5 Hassan Diarra	12:14	2-4	1-3	0-0	0 0 0	1 1	5	2	0	1	1	0	13
Team					0 2 2	0	0	0	0	0	0	0	0
Totals		30-61	11-30	13-15	5 23 28	17 16	84	24	7	9	3	2	11

Technical Fouls: Jackson Jr. 1<sup>st</sup> 5:12 Coach 2<sup>nd</sup> 16:02

Shooting By Period	
1st FG%	16-29 55.2%
3PT%	9-16 56.3%
FT%	6-8 75%
2nd FG%	14-32 43.8%
3PT%	2-14 14.3%
FT%	7-7 100%
GMFG%	30-61 49.2%
3PT%	11-30 36.7%
FT%	13-15 86.7%

Dead Ball Rebounds: 0, 1

	GTOWN	UConn
Biggest lead	7 (2 <sup>nd</sup> 12:50)	11 (2 <sup>nd</sup> 4:37)
Best Scoring Run	12 (2 <sup>nd</sup> 15:35)	12 (2 <sup>nd</sup> 8:16)
Lead Changes	9	
Times Tied	8	
Time with Lead	10:31	24:49

Points from	GTOWN	UConn
Turnovers	5	16
Paint	32	34
Second Chance	8	4
Fast Breaks	15	21
Bench	8	23

Period by Period Scoring	1st	2nd	TOT
GTOWN	40	33	73
UConn	47	37	84

## Game #14 - UConn 74, Villanova 66 December 28, 2022 - XL Center, Hartford, Conn.



Official Basketball Box Score - Final  
**Villanova at UConn**  
12/28/22 XL Center, Hartford, Conn.  
2022-23 Men's Basketball

Game Time: 8:30 PM  
Game Duration: 2:11  
Attendance: 15,554

Officials: Jeff Anderson, Pat Driscoll, Matt Potter

Villanova - 66

Record: 7-6 (1-1)

NO. Name	Min	FG M-A	3P M-A	FT M-A	Rebounds OR DR TOT	Fouls PF FD	TP	AS	TO	ST	Blocks BS BA	+/-	
34 Brandon Slater	F 35:10	3-10	1-7	3-3	1 3 4	3 4	10	3	2	0	0	2	-12
43 Eric Dixon	F 35:26	6-14	1-5	5-6	2 6 8	0 4	18	1	4	0	0	0	-4
2 Mark Armstrong	G 09:51	0-2	0-1	0-0	0 0 0	3 1	0	0	2	0	0	0	-1
4 Chris Arcidiacono	G 33:18	0-1	0-0	2-2	0 4 4	4 2	2	0	1	2	0	0	-5
14 Caleb Daniels	G 34:04	9-15	2-6	3-3	0 2 2	4 3	23	2	3	1	0	1	-8
15 Jordan Longino	27:34	1-2	1-2	4-4	1 3 4	5 3	7	1	4	0	0	0	-6
22 Cam Whitmore	22:49	3-7	0-1	0-0	1 2 3	3 0	6	0	1	0	0	1	-8
1 Brendan Hausen	01:26	0-0	0-0	0-0	0 0 0	1 0	0	0	0	0	0	0	2
3 Trey Patterson	00:12	0-0	0-0	0-0	0 1 1	0 0	0	0	1	0	0	0	1
10 Angelo Brizzi	00:11	0-0	0-0	0-0	0 0 0	0 0	0	0	0	0	0	0	1
Team					2 4 6	0	0	0	0	0	0	0	0
Totals		22-51	5-22	17-18	7 25 32	23 17	66	7	18	3	0	4	-8

Technical Fouls: NONE

Shooting By Period	
1st FG%	11-23 47.8%
3PT%	1-8 12.5%
FT%	9-9 100%
2nd FG%	11-28 39.3%
3PT%	4-14 28.6%
FT%	8-9 88.9%
GMFG%	22-51 43.1%
3PT%	5-22 22.7%
FT%	17-18 94.4%

Dead Ball Rebounds: 1, 1

UConn - 74

Record: 14-0 (3-0)

NO. Name		Min	FG M-A	3P M-A	FT M-A	Rebounds OR DR TOT	Fouls PF FD	TP	AS	TO	ST	Blocks BS BA	+/-	
11 Alex Karaban	F	33:09	5-9	3-7	2-2	2 4 6	3 1	15	1	1	2	1	0	12
21 Adama Sanogo	F	24:50	3-6	0-1	1-2	0 1 1	4 2	7	1	3	1	0	0	4
2 Tristen Newton	G	20:47	0-2	0-1	6-6	0 1 1	3 4	6	4	1	0	0	0	5
24 Jordan Hawkins	G	33:26	6-14	4-11	6-7	1 6 7	4 6	22	0	2	2	1	0	11
44 Andre Jackson Jr.	G	30:06	3-11	2-6	2-2	2 4 6	3 2	10	2	3	3	1	0	13
3 Joey Calcaterra		07:03	0-2	0-1	0-0	0 2 2	0 0	0	0	0	0	0	0	-7
4 Nahiem Alleyne		16:16	1-2	0-1	0-0	0 0 0	1 1	2	1	0	0	0	0	-5
5 Hassan Diarra		20:25	1-3	0-2	4-6	0 2 2	0 5	6	3	0	4	0	0	4
32 Donovan Clingan		13:59	2-4	0-0	2-2	0 1 1	0 2	6	0	0	0	1	0	3
Team						3 0 3	0	0	0	1				
Totals			21-53	9-30	23-27	8 21 29	18 23	74	12	11	12	4	0	8

Technical Fouls: Jackson Jr. 1<sup>st</sup> 3:01

	VILL	UConn
Biggest lead	3 (2 <sup>nd</sup> 18:20)	10 (2 <sup>nd</sup> 11:52)
Best Scoring Run	9 (2 <sup>nd</sup> 18:20)	8 (1 <sup>st</sup> 5:11)
Lead Changes	7	
Times Tied	4	
Time with Lead	05:11	30:27

Points from	VILL	UConn
Turnovers	9	21
Paint	22	20
Second Chance	10	8
Fast Breaks	3	8
Bench	13	14

Period by Period Scoring	1st	2nd	TOT
VILL	32	34	66
UConn	33	41	74

## Game #15 - Xavier 83, UConn 73 December 31, 2022 - Cintas Center, Cincinnati, Ohio



Official Basketball Box Score - Final  
**UConn at Xavier**  
12/31/22 Cintas Center, Cincinnati  
2022-23 Men's Basketball

Game Time: 12:00 PM  
Game Duration: 1:58  
Attendance: 10,565

Officials: Brian O'Connell, Mike Roberts, Tim Clougherty

UConn - 73

Record: 14-1 (3-1)

NO. Name		Min	FG M-A	3P M-A	FT M-A	Rebounds OR DR TOT	Fouls PF FD	TP	AS	TO	ST	Blocks BS BA	+/-
11 Alex Karaban	F	20:18	2-9	2-8	0-0	3 2 5	5 1	6	1	0	0	0	-10
21 Adama Sanogo	F	32:55	9-17	0-1	0-0	2 4 6	2 1	18	1	2	0	0	-6
2 Tristen Newton	G	32:51	2-5	2-3	0-0	2 5 7	4 1	6	7	4	1	1	0
24 Jordan Hawkins	G	32:34	3-9	1-5	4-7	0 5 5	4 2	11	2	3	2	0	-1
44 Andre Jackson Jr.	G	37:00	5-14	4-12	0-2	4 6 10	2 1	14	8	1	2	0	0
3 Joey Calcaterra		11:03	1-2	0-0	0-0	0 0 0	3 0	3	1	1	0	0	-15
4 Nahiem Alleyne		14:09	2-5	2-4	0-0	0 0 0	1 0	6	0	2	0	0	-8
32 Donovan Clingan		07:05	2-3	0-0	0-0	0 2 2	0 1	4	2	1	0	1	-3
5 Hassan Diarra		12:05	2-3	1-2	0-0	0 1 1	1 1	5	1	2	1	0	0
Team						2 0 2		0					
Totals			28-67	13-37	4-9	13 25 38	22 9	73	23	16	6	2	-10

Technical Fouls: Coach 2<sup>nd</sup> 2:25

Shooting By Period	
1st FG%	17-36 47.2%
3PT%	8-19 42.1%
FT%	0-1 0%
2nd FG%	11-31 35.5%
3PT%	5-18 27.8%
FT%	4-8 50%
GMFG%	28-67 41.8%
3PT%	13-37 35.1%
FT%	4-9 44.4%

Dead Ball Rebounds: 3, 0

Xavier - 83

Record: 12-3 (4-0)

NO. Name	Min	FG M-A	3P M-A	FT M-A	Rebounds OR DR TOT	Fouls PF FF	TP	AS	TO	ST	Blocks BS BA	+/-	
24 Jack Nunge	F 23:42	5-8	1-2	4-5	0 3 3	2 3	15	3	3	1	1	0	23
32 Zach Freemantle	F 35:32	6-11	0-0	4-5	0 11 11	0 3	16	5	2	3	1	1	4
0 Souley Boum	G 38:12	3-10	0-4	5-7	0 5 5	1 5	11	3	1	1	0	0	12
3 Colby Jones	G 34:38	7-10	2-4	0-0	1 3 4	1 2	16	5	4	2	0	0	2
5 Adam Kunkel	G 32:50	2-7	0-2	1-2	0 1 1	1 2	3	5	3	2	0	1	4
2 Jerome Hunter	19:53	3-4	0-0	9-9	3 2 5	2 5	15	0	0	0	0	0	-2
1 Desmond Claude	11:01	1-1	0-0	0-0	0 1 1	0 0	2	0	0	2	0	0	5
15 Kyky Tandy	04:12	1-1	1-1	0-0	0 0 0	1 0	3	1	0	0	0	0	2
Team					0 1 1	0	0	0	0	0	0	0	0
Totals		28-52	4-13	23-28	4 27 31	9 21	83	20	12	11	2	2	10

Technical Fouls: Nunge 1<sup>st</sup> 16:54

	UConn	Xavier
Biggest lead	7 (2 <sup>nd</sup> 17:55)	10 (1 <sup>st</sup> 6:21)
Best Scoring Run	9 (2 <sup>nd</sup> 19:53)	7 (1 <sup>st</sup> 17:29)
Lead Changes	7	
Times Tied	7	
Time with Lead	10:24	24:07

# 2022-23 UCONN GAME-BY-GAME BOX SCORES

## Game #17 - UConn 69, Creighton 60 January 7, 2023 - Gampel Pavilion, Storrs, Conn.



Official Basketball Box Score - Final  
**Creighton at UConn**  
01/07/23 Harry A. Gampel Pavilion, Storrs, Conn.  
2022-23 Men's Basketball

Game Time: 12:00 PM  
Game Duration: 2:09  
Attendance: 10,167

Officials: John Gaffney, James Breeding, Nathan Farrell

Creighton - 60

Record: 9-7 (3-2)

NO. Name	Min	FG	3P	FT	Rebounds	Fouls	TP	AS	TO	ST	Blocks	+/-
		M-A	M-A	M-A	OR DR TOT	PF	FD				BS BA	
24 Arthur Kaluma	F 38:49	5-16	0-3	4-7	6 10 16	2 6	14	0	2	1	2	-9
11 Ryan Kalkbrenner	C 32:34	3-6	0-0	3-3	1 3 4	4 4	9	0	2	0	4	-3
2 Ryan Nembhard	G 31:34	4-12	0-3	4-5	1 2 3	4 3	12	0	3	0	1	-8
23 Trey Alexander	G 38:06	3-14	0-2	5-6	2 4 6	1 5	11	2	1	0	0	-4
55 Baylor Scheierman	G 36:18	4-10	1-7	2-2	1 8 9	2 1	11	3	1	0	0	-4
5 Francisco Farabello	G 08:44	0-0	0-0	0-0	0 1 1	0 0	0	0	2	0	0	-7
33 Fredrick King	07:10	0-2	0-0	0-0	1 0 1	2 0	0	0	0	0	1	-6
13 Mason Miller	01:11	0-0	0-0	0-0	0 0 0	1 0	0	0	0	0	0	0
4 Shereef Mitchell	05:34	1-1	1-1	0-0	0 0 0	1 0	3	0	2	0	0	-4
Team					8 1 9		0					
Totals		20-61	2-16	18-23	20 29 49	17 19	60	5	13	1	6	-9

Technical Fouls: NONE

UConn - 69

Record: 15-2 (4-2)

NO. Name	Min	FG	3P	FT	Rebounds	Fouls	TP	AS	TO	ST	Blocks	+/-
		M-A	M-A	M-A	OR DR TOT	PF	FD				BS BA	
11 Alex Karaban	F 32:34	1-3	0-1	0-0	3 0 3	2 0	2	2	0	0	1	3
21 Adama Sanogo	F 32:11	10-20	2-5	4-6	0 9 9	3 3	26	1	1	0	1	8
2 Tristen Newton	G 23:31	3-7	2-3	5-6	1 4 3	2 5	13	1	0	1	2	-3
24 Jordan Hawkins	G 34:43	4-13	3-7	6-6	0 1 1	3 2	17	1	0	2	2	5
44 Andre Jackson Jr.	G 33:10	2-5	1-3	2-2	3 6 9	3 1	7	2	2	0	0	0
5 Hassan Diarra	16:29	0-3	0-2	0-0	0 1 1	1 2	0	1	1	1	0	0
32 Donovan Clingan	07:49	1-3	0-0	2-3	2 1 3	3 3	4	0	0	0	2	0
4 Nahiem Alleyne	10:34	0-3	0-1	0-0	0 0 0	2 1	0	0	0	0	1	3
3 Joey Calcaterra	08:59	0-3	0-2	0-0	0 1 1	0 0	0	0	0	2	0	0
Team					0 3 3		0		1			
Totals		21-60	8-24	19-23	9 25 34	19 17	69	8	5	6	8	9

Technical Fouls: NONE

	CRE	UCONN							
Biggest lead	4 (1 <sup>st</sup> 13:18)	12 (2 <sup>nd</sup> 7:21)	Points from Turnovers	CRE	UCONN	Period by Period Scoring			
Best Scoring Run	7 (2 <sup>nd</sup> 17:49)	7 (2 <sup>nd</sup> 11:14)	Paint	28	20	1st	2nd	TOT	
Lead Changes	10		Second Chance	14	9	CRE	29	31	60
Times Tied	2		Fast Breaks	7	12		UCONN	37	32
Time with Lead	06:02	33:26	Bench	3	4				

## Game #18 - Marquette 82, UConn 76 January 11, 2023 - Fiserv Forum, Milwaukee, Wis.



Official Basketball Box Score - Final  
**UConn at Marquette**  
01/11/23 Fiserv Forum, Milwaukee, Wis.  
2022-23 Men's Basketball

Game Time: 6:00 PM  
Game Duration: 2:04  
Attendance: 15,116

Officials: Brian O'Connell, Pat Driscoll, Lamar Simpson

UConn - 76

Record: 15-3 (4-3)

NO. Name	Min	FG	3P	FT	Rebounds	Fouls	TP	AS	TO	ST	Blocks	+/-
		M-A	M-A	M-A	OR DR TOT	PF	FD				BS BA	
11 Alex Karaban	F 33:53	6-11	2-5	3-3	3 4 7	3 3	17	1	0	0	1	-13
21 Adama Sanogo	F 18:49	5-7	0-0	0-1	3 0 3	1 1	10	0	5	0	2	-19
2 Tristen Newton	G 27:40	3-8	1-5	0-0	0 3 3	2 2	7	2	1	0	0	-12
24 Jordan Hawkins	G 30:16	1-8	1-4	5-5	2 4 6	0 2	8	1	2	1	1	0
44 Andre Jackson Jr.	G 37:08	4-7	1-3	0-0	2 2 4	3 0	9	6	3	1	1	0
5 Hassan Diarra	06:32	1-1	0-0	0-0	0 0 0	1 0	2	1	1	0	0	1
4 Nahiem Alleyne	09:52	0-1	0-1	0-0	1 0 1	2 1	0	3	0	0	0	0
32 Donovan Clingan	21:05	8-11	0-0	4-6	3 7 10	2 5	20	0	1	2	5	0
3 Joey Calcaterra	14:45	1-6	1-4	0-0	0 0 0	0 1	3	2	0	1	1	13
Team					0 1 1		0		3			
Totals		29-60	6-22	12-15	14 21 35	14 15	76	16	16	5	11	3

Technical Fouls: NONE

Marquette - 82

Record: 14-4 (6-1)

NO. Name	Min	FG	3P	FT	Rebounds	Fouls	TP	AS	TO	ST	Blocks	+/-
		M-A	M-A	M-A	OR DR TOT	PF	FD				BS BA	
11 Olivier-Maxence Prosper	F 33:50	5-8	1-2	6-7	2 4 6	2 4	17	1	1	0	1	-2
13 Oso Ignotodaro	F 35:52	7-16	0-0	5-5	1 2 3	2 4	19	3	1	2	1	4
1 Kam Jones	G 33:53	6-12	2-7	1-1	0 1 1	2 1	15	1	1	3	0	1
4 Stevie Mitchell	G 17:08	1-3	0-0	2-4	0 2 2	1 2	4	0	0	0	0	-1
1 Tyler Kolek	G 32:59	3-6	0-2	0-0	1 4 5	2 1	6	8	5	0	1	2
5 Chase Ross	10:18	1-3	0-0	0-0	1 0 1	3 1	2	1	0	0	0	-1
23 David Joplin	17:58	3-5	1-2	2-2	0 2 2	1 1	9	0	2	0	0	0
22 Sean Jones	13:54	3-4	1-1	0-0	0 1 1	0 0	7	2	0	3	0	-1
21 Ben Gold	04:08	1-2	1-2	0-0	0 0 0	2 0	3	0	1	0	0	-5
Team					5 3 8		0		0			
Totals		30-59	6-16	16-19	10 19 29	15 14	82	16	11	8	3	11

Technical Fouls: NONE

	CON	MAR							
Biggest lead	11 (1 <sup>st</sup> 6:19)	9 (2 <sup>nd</sup> 2:31)	Points from Turnovers	CON	MAR	Period by Period Scoring			
Best Scoring Run	16 (1 <sup>st</sup> 6:19)	9 (2 <sup>nd</sup> 2:48)	Paint	44	34	CON	1st	2nd	TOT
Lead Changes	2		Second Chance	20	13		37	39	76
Times Tied	9		Fast Breaks	15	24	MAR	33	49	82
Time with Lead	13:03	23:15	Bench	25	21				

## Game #19 - St. John's 85, UConn 74 January 15, 2023 - XL Center, Hartford, Conn.



Official Basketball Box Score - Final  
**St. John's (NY) at UConn**  
01/15/23 XL Center, Hartford, Conn.  
2022-23 Men's Basketball

Game Time: 12:00 PM  
Game Duration: 2:24  
Attendance: 15,564

Officials: Jeff Anderson, Ron Groover, Earl Walton

St. John's (NY) - 85

Record: 13-6 (3-5)

NO. Name	Min	FG	3P	FT	Rebounds	Fouls	TP	AS	TO	ST	Blocks	+/-
		M-A	M-A	M-A	OR DR TOT	PF	FD				BS BA	
4 O'Mar Stanley	F 06:01	0-0	0-0	0-0	0 2 2	2 0	0	0	0	0	0	2
11 Joel Soriano	F 34:56	7-10	0-0	5-8	4 9 13	2 5	19	1	1	0	0	0
0 Posh Alexander	G 33:25	3-6	0-1	8-9	1 2 3	3 8	14	3	2	0	0	11
2 AJ Storr	G 24:10	5-9	1-4	3-4	1 3 4	3 3	14	0	1	0	0	8
5 Dylan Addae-Wusu	G 33:18	4-8	0-3	4-4	1 3 4	2 3	12	3	4	1	0	14
3 Andre Curbelo	20:57	5-12	0-1	0-4	0 0 0	5 3	10	2	0	1	0	0
23 David Jones	13:09	1-5	0-1	0-0	0 1 1	3 1	2	0	1	0	0	1
24 Rafael Pinzon	27:11	4-7	1-3	3-6	0 3 3	1 4	12	1	1	0	0	0
22 Esahia Nyiwe	05:04	1-1	0-0	0-2	1 0 1	0 1	2	0	0	0	0	3
12 Kolby King	01:49	0-0	0-0	0-0	0 0 0	0 0	0	0	0	0	0	-2
Team					0 0 0		0		0			
Totals		30-58	2-13	23-37	8 23 31	21 28	85	10	10	7	1	11

Technical Fouls: Alexander 1<sup>st</sup> 3:49 Curbelo 2<sup>nd</sup> 0:10

UConn - 74

Record: 15-4 (4-4)

NO. Name	Min	FG	3P	FT	Rebounds	Fouls	TP	AS	TO	ST	Blocks	+/-
		M-A	M-A	M-A	OR DR TOT	PF	FD				BS BA	
11 Alex Karaban	F 37:10	5-11	2-7	4-5	2 3 5	4 3	16	1	0	0	0	-7
21 Adama Sanogo	F 29:55	6-9	0-1	2-2	2 8 10	4 1	14	3	2	1	0	-8
2 Tristen Newton	G 18:17	0-1	0-1	0-2	0 1 1	1 1	0	1	1	0	0	-10
24 Jordan Hawkins	G 37:13	9-16	4-9	9-9	3 2 5	3 8	31	2	7	1	0	-8
44 Andre Jackson Jr.	G 19:53	0-2	0-0	2-4	1 5 6	5 2	2	1	2	1	0	-8
32 Donovan Clingan	09:08	0-0	0-0	0 5 5	4 2	0 0	3	0	1	0	0	-6
5 Hassan Diarra	19:42	1-4	0-0	2-3	0 0 0	2 1	4	3	1	0	1	-1
4 Nahiem Alleyne	14:07	0-4	0-4	1-2	0 2 2	2 1	1	0	1	0	0	-6
3 Joey Calcaterra	13:38	2-8	2-4	0-0	0 3 4	5 6	1	1	0	0	0	-4
33 Apostolos Roumoglou	00:57	0-0	0-0	0-0	0 0 0	0 0	0	0	0	0	0	1
Team					1 1 2		0		1			
Totals		23-55	8-26	22-37	12 28 40	30 19	74	13	21	4	1	-11

Technical Fouls: Diarra 1<sup>st</sup> 3:49 Sanogo 2<sup>nd</sup> 0:56

	STJ	UCONN							
Biggest lead	16 (2 <sup>nd</sup> 1:59)	8 (1 <sup>st</sup> 13:36)	Points from Turnovers	STJ	UCONN	Period by Period Scoring			
Best Scoring Run	9 (2 <sup>nd</sup> 3:55)	6 (1 <sup>st</sup> 18:14)	Paint	44	28	1st	2nd	TOT	
Lead Changes	6	1	Second Chance	5	13	STJ	38	47	85
Times Tied	3		Fast Breaks	13	0	UCONN	38	36	74
Time with Lead	23:11	15:00	Bench	26	11				

## Game #20 - Seton Hall 67, UConn 66 January 18, 2023 - Prudential Center, Newark, N.J.



Official Basketball Box Score - Final  
**UConn at Seton Hall**  
01/18/23 Prudential Center, Newark  
2022-23 Seton Hall Men's Basketball

Game Time: 6:30 PM  
Game Duration: 2:10  
Attendance: 9,710

Officials: James Breeding, Mike Roberts, Jeffery Clark

UConn - 66

Record: 15-5 (4-5)

NO. Name	Min	FG	3P	FT	Rebounds	Fouls	TP	AS	TO	ST	Blocks	+/-
		M-A	M-A	M-A	OR DR TOT	PF	FD				BS BA	
11 Alex Karaban	F 32:40	3-9	3-7	0-0	1 2 3	1 0	9	2	2	1	0	-1
21 Adama Sanogo	F 28:28	6-14	0-0	4-4	1 4 5	5 3	16	0	3	0	0	-10
2 Tristen Newton	G 29:07	2-5	1-4	6-6	1 2 3	2 4	11	4	3	1	0	1
24 Jordan Hawkins	G 33:39	4-8	3-6	2-2	0 6 6	1 5	13	2	1	2	0	1
44 Andre Jackson Jr.	G 31:23	2-4	1-1	0-0	4 6 10	2 0	5	4	3	0	0	0
4 Nahiem Alleyne	07:19	0-2	0-1	0-0	0 0 0	0 0	0	1	0	0	0	1
32 Donovan Clingan	11:30	3-8	0-0	1-2	3 3 6	4 3	7	0	3	0	2	9
5 Hassan Diarra	15:02	1-3	0-2	0-0	2 1 3	4 0	2	1	1	0	0	2
3 Joye Calcaterra	10:52	1-3	1-2	0-0	0 2 2	2 0	3	2	1	0	0	-7
Team					0 2 2	0		0	1			
Totals		22-56	9-23	13-14	12 28 40	21 15	66	16	18	4	2 6	-1
Dead Ball Rebounds: 2												
Shooting By Period												
1st FG%		15-32		46.9%								
3PT%		7-15		46.7%								
FT%		3-3		100%								
2nd FG%		7-24		29.2%								
3PT%		2-8		25.0%								
FT%		10-11		90.9%								
GM FG%		22-56		39.3%								
3PT%		9-23		39.1%								
FT%		13-14		92.9%								



# 2022-23 UCONN GAME-BY-GAME BOX SCORES

## Game #21 - UConn 86, Butler 56 January 22, 2023 - XL Center, Hartford, Conn.



Official Basketball Box Score - Final  
**Butler at UConn**  
01/22/23 XL Center, Hartford, Conn.  
2022-23 Men's Basketball

Game Time: 12:00 PM  
Game Duration: 1:52  
Attendance: 15,564

Officials: Pat Driscoll, Paul Seale, Ray Nelli

Butler - 56

Record: 11-10 (3-7)

NO. Name	Min	FG	3P	FT	Rebounds	Fouls	TP	AS	TO	ST	Blocks	BS	BA	+
24 Ali Ali	21:27	0-1	0-0	0-0	0 0 0	2 2	0	0	1	0	0	0	0	-31
41 Simas Lukosius	F 21:57	4-8	0-4	4-4	2 4 6	0 2	12	1	1	0	0	0	0	-32
1 Jalen Thomas	C 15:16	0-5	0-1	0-0	0 3 3	1 0	0	1	0	0	1	1	1	-21
2 Eric Hunter Jr.	G 20:04	0-4	0-3	0-0	0 2 2	0 0	0	1	2	0	0	0	0	-23
3 Chuck Harris	G 31:21	4-12	2-4	6-6	0 0 0	0 2	4	16	3	1	5	1	2	-32
13 Jayden Taylor	22:43	4-9	1-2	2-2	1 4 5	4 2	11	2	2	1	0	0	0	-8
22 Connor Turnbull	14:07	2-2	0-0	0-0	0 0 0	4 0	6	0	1	0	0	3	0	-8
14 Pierce Thomas	05:22	0-3	0-1	0-0	1 1 1	2 0	0	0	0	0	0	0	0	-7
0 D.J. Hughes	13:42	1-1	0-0	2-2	1 1 2	1 1	4	0	1	0	0	0	0	5
12 Miles Tate	11:32	1-5	0-1	2-2	0 3 3	1 1	4	0	1	0	0	1	0	-3
11 Myles Wilmoth	12:29	1-2	1-2	0-0	0 0 0	0 0	3	0	0	0	0	3	0	4
Team					0 0 0	0	0	0	1					
Totals		17-52	6-19	16-16	4 18 22	17 12	56	8	11	6	8	4	0	-30

Technical Fouls: NONE

UConn - 86

Record: 16-5 (5-5)

NO. Name	Min	FG	3P	FT	Reb	Fouls	TP	AS	TO	ST	Blocks	BS	BA	+
11 Alex Karaban	F 30:27	5-9	3-4	2-2	1 4 5	1 2	15	1	0	1	0	0	0	35
21 Adama Sanogo	F 23:25	6-12	0-1	5-6	7 7 14	2 4	17	3	1	0	2	1	2	24
2 Tristen Newton	G 24:47	3-6	0-1	5-6	0 4 4	2 3	11	2	2	2	1	0	0	29
24 Jordan Hawkins	G 28:19	7-14	2-8	4-5	0 6 6	0 3	20	0	0	0	0	0	0	34
44 Andre Jackson Jr.	G 25:29	1-3	0-0	0 1 3	4 2 1	2 4	0	1	1	0	1	0	0	30
3 Joey Calcaterra	15:00	2-6	1-3	0-0	0 1 1	0 0	5	2	2	0	0	0	1	8
32 Donovan Clingan	13:59	2-2	0-0	4 2 2	4 0 3	4 1	1	1	1	0	0	0	0	12
5 Hassan Diarra	14:03	3-8	1-1	1-2	0 0 0	2 1 8	3	0	1	1	0	0	0	2
4 Nahiem Alleyne	11:33	1-3	0-0	0 1 2	3 2 0	2 0	2	2	1	1	0	0	0	2
5 Samson Johnson	06:30	1-4	0-1	0-0	2 0 2	0 0	2	1	1	0	0	0	0	-7
33 Apostolos Roumoglou	02:36	0-1	0-0	0 0 0	0 0 0	0 0	0	0	0	0	0	0	0	-6
13 Richie Springs	00:24	0-0	0-0	0 0 0	0 0 0	0 0	0	0	0	0	0	0	0	-3
20 Andrew Hurley	01:10	0-0	0-0	0 0 0	0 0 0	0 0	0	0	0	0	0	0	0	-6
30 Yarin Hasson	00:46	0-1	0-0	0 0 0	1 0 0	0 0	0	0	0	0	0	0	0	-3
40 Andre Johnson Jr.	00:46	0-0	0-0	0 0 0	0 0 0	0 0	0	0	0	0	0	0	0	-3
41 Emmett Hendry	00:46	0-0	0-0	0 0 0	0 0 0	0 0	0	0	0	0	0	0	0	-3
Team					3 1 4	0	0	0						
Totals		31-64	7-19	17-25	18 30 48	12 17	86	19	8	6	4	8	30	

Shooting By Period

1st FG% 15-33 45.5%

3PT% 3-9 33.3%

FT% 12-17 70.6%

2nd FG% 16-31 51.6%

3PT% 4-10 40.0%

FT% 5-8 62.5%

GMFG% 31-64 48.4%

3PT% 7-19 36.8%

FT% 17-25 68.0%

Dead Ball Rebounds: 5.1

Technical Fouls: NONE

	BUTLER	UCONN							
Biggest lead	0 (1 <sup>st</sup> 20:00)	37 (2 <sup>nd</sup> 5:10)	Points from	BUTLER	UCONN	Period by Period Scoring			
Best Scoring Run	6 (2 <sup>nd</sup> 0:07)	13 (2 <sup>nd</sup> 16:18)	Turnovers	10	17				
Lead Changes	0		Paint	18	42				
Times Tied	0		Second Chance	4	18				
Time with Lead	00:00	38:32	Fast Breaks	6	11				
			Bench	28	21				
						BUTLER	23	33	56
						UCONN	45	41	86

## Game #22 - Xavier 82, UConn 79 January 25, 2023 - Gampel Pavilion, Storrs, Conn.



Official Basketball Box Score - Final  
**Xavier at UConn**  
01/25/23 Harry A. Gampel Pavilion, Storrs, Conn.  
2022-23 Men's Basketball

Game Time: 6:30 PM  
Game Duration: 2:15  
Attendance: 10,167

Officials: Jeff Anderson, Matt Potter, Tony Chiazza

Xavier - 82

Record: 17-4 (9-1)

Player # & Z		Team: 11-12-13														
NO. Name	Min	FG		3P	FT	Rebounds		Fouls		TP	AS	TO	ST	Blocks		+/-
		M-A	M-A	M-A	M-A	OR	DR	PF	FF					BS	BA	
24 Jack Nunge	F 31:34	6-10	0-2	0-0	2	5	7	3	1	12	0	1	0	0	0	-1
32 Zach Freemantle	F 20:32	2-5	1-1	4-6	0	5	5	5	3	9	1	2	2	1	0	6
0 Souley Boum	G 33:20	6-12	5-7	4-4	0	4	4	3	4	21	3	3	1	0	1	-7
3 Colby Jones	G 36:28	8-16	3-6	1-1	2	0	2	2	4	20	4	6	1	0	1	-3
5 Adam Kunkel	G 32:37	1-5	1-3	0-0	0	0	0	3	1	3	4	1	2	0	0	13
1 Desmond Claude	20:28	3-4	0-1	0-1	2	2	4	1	3	6	3	0	0	0	0	11
2 Jerome Hunter	25:01	5-6	0-0	1-1	1	2	3	2	2	11	2	0	0	1	0	-4
Team					1	3	4	0	0	0	2					
Totals		31-58	10-20	10-13	8	21	29	19	17	82	17	15	6	2	3	3

1st FG	FG	16-32	50.0%
3PT	5-11	45.5%	
FT	2-2	100%	
2nd FG	15-26	57.7%	
3PT	5-9	55.6%	
FT	8-11	72.7%	
GMFG	31-58	53.4%	
3PT	10-20	50.0%	
FT	10-13	76.9%	

Dead Ball Rebounds: 4

Technical Fouls: Freemantle 2<sup>nd</sup> 10:19

UConn - 79

Record: 16-6 (5-6)

		Team Totals												Shooting By Period				
NO.	Name	Min	FG	3P	FT	Rebounds	Fouls	TP	AS	TO	ST	Blocks	BS	BA	+	1 <sup>st</sup> FG%	10-31	32-39
11	Alex Karaban	F 35:15	2-5	1-3	0-1	1 2 3	1 2	5	1	0	1	0	0	1	-2	3PT%	1-13	7.7%
21	Adama Sanogo	F 33:11	4-7	1-1	2-2	5 4 9	2 2	11	4	1	2	0	0	0	2	FT%	3-4	75%
2	Tristen Newton	G 34:38	6-12	2-5	9-11	3 1 4	3 6	23	4	5	1	0	0	0	5	2 <sup>nd</sup> FG%	15-30	50.0%
24	Jordan Hawkins	G 36:32	8-16	5-10	7-7	2 2 4	5 4	28	1	3	0	1	0	1	0	FT%	9-15	60.0%
44	Andre Jackson Jr.	G 25:41	3-12	0-3	0-0	2 0 2	3 1	6	2	1	1	0	0	0	1	3PT%	16-21	76.2%
4	Nahiem Alleyne	13:28	1-3	1-3	1-2	0 2 2	1 2	4	0	1	0	0	0	0	-11	GMFG%	25-61	41.0%
32	Donovan Clingan	06:49	1-2	0-0	0-2	1 2 3	2 1	2	0	0	1	0	0	0	-6	3PT%	10-28	35.7%
3	Joey Calcaterra	05:35	0-3	0-3	0-0	0 0 0	0 0	0	0	0	0	0	0	0	1	FT%	19-25	76.0%
5	Hassan Diarra	08:51	0-1	0-0	0-0	0 1 1	1 0	0	0	0	0	1	1	0	-6	Dead Ball Rebounds: 4		
Team						2 4 6	0	0	0									
Totals			25-61	10-28	19-25	16 18 34	18 18	79	12	12	5	3	2	-3				

Technical Fouls: Clingan 2<sup>nd</sup> 10:19

	XAVIER	UCONN				
Biggest lead	17 (1 <sup>st</sup> 3:45)	0 (1 <sup>st</sup> 20:00)				
Best Scoring Run	10 (2 <sup>nd</sup> 9:19)	7 (2 <sup>nd</sup> 4:52)				
Lead Changes						
Times Tied	0					
Time with Lead	39:24	00:00				
Points from	XAVIER	UCONN	Period by Period Scoring			
Turnovers	7	18		1st	2nd	TOT
Paint	32	26	XAVIER	39	43	82
Second Chance	12	16		UCONN	24	55
Fast Breaks	2	9				
Bench	17	6				

## Game #23 - UConn 90, DePaul 76 January 31, 2023 - Wintrust Arena, Chicago, Ill.



Official Basketball Box Score - Final  
**UConn at DePaul**  
01/31/23 Wintrust Arena, Chicago, Ill.  
2022-23 Men's Basketball

Game Time: 7:00 PM  
Game Duration: 2:08  
Attendance: 3,956

Officials: James Breeding, Bert Smith, Paul Seale

UConn - 90

Record: 17-6 (5-6)

														Shooting By Period		
No. Name	Min	FG M-A	3P M-A	FT M-A	Rebounds OR DR TOT	Fouls FF FB	TP	AS	TO	ST	Blocks BS BA	+/-	1 <sup>st</sup> FG%	2 <sup>nd</sup> FG%	3 <sup>rd</sup> FG%	
11 Alex Karaban	F 20:25	1-3	0-1	2-2	0 4 4	1 4	5	1	0	1	1	1	19.3	27.3	51.5%	
21 Adama Sanogo	F 26:04	10-13	0-0	5-6	1 8 9	5 4	25	0	0	0	1	2	55.0%	10.1%	90.9%	
2 Tristen Newton	G 33:24	6-12	1-4	8-8	0 0 0	2 6	21	3	0	3	0	1	19.0%	11.2%	50.0%	
24 Jordan Hawkins	G 38:08	6-11	2-4	12-14	1 4 5	2 5	26	1	1	0	1	0	14.0%	2.7	28.6%	
44 Andre Jackson Jr.	G 26:06	1-4	0-1	0-0	2 6 8	5 1	2	4	5	1	0	0	87.5%	20.7	50.0%	
4 Nahiem Alleyne	22:59	2-7	1-4	0-0	0 0 0	0 3	5	1	1	0	0	0	50.0%	28.5	50.0%	
32 Donovan Clingan	19:12	1-2	0-0	3-4	5 4 9	2 2	5	0	0	0	3	0	14.0%	4.16	25.0%	
5 Hassan Diarra	05:28	0-1	0-1	0-0	0 0 0	0 1	0	0	1	0	0	0	-3	30.3	88.2%	
5 Samson Johnson	05:14	1-2	0-1	0-0	1 0 1	0 0	2	0	1	1	0	0	6			
3 Joey Calcaterra	02:34	0-0	0-0	0-0	0 0 0	0 0	0	1	0	0	0	0	1			
33 Apostolos Roumoglou	00:26	0-0	0-0	0-0	0 0 0	0 0	0	0	0	0	0	0	-3			
Team					2 0 2	0	0									
Totals		28-55	4-16	30-34	12 26 38	25 20	90	15	11	5	6	5	14			

Technical Fouls: Jackson Jr. 2<sup>nd</sup> 2:15

DePaul - 76

Record: 9-14 (3-9)

NO. Name	Min	FG	3P	FT	Rebounds		Fouls		TP	AS	TO	ST	Blocks	BS	BA	+/-	Shooting By Period		
					O	D	FF	FT									1st FG	1st 3P	1st FT
1 Javan Johnson	F 38:10	7-9	4-6	1-4	0	3	3	1	4	19	1	2	0	2	0	-13	1st FG	11-28	39.3%
10 Yor Anei	F 22:01	2-5	0-0	0-1	2	1	3	5	4	4	1	1	0	1	2	4	3PT	3-7	42.9%
11 Eral Penn	F 36:10	4-8	1-1	4-6	3	1	4	3	4	13	2	0	0	2	1	-22	2nd FG	8-12	66.7%
2 Umaja Gibson	G 33:48	3-10	1-5	1-2	2	2	4	5	2	8	8	1	2	0	1	-15	2nd FG	14-28	50.0%
23 Caleb Murphy	G 19:32	1-7	0-0	0-0	2	2	4	0	1	2	2	2	1	0	1	-9	3PT	6-13	46.2%
0 Zion Cruz	08:47	1-3	0-1	2-2	0	0	0	3	1	4	1	0	1	0	0	-4	3PT	9-16	56.3%
21 Da'Sean Nelson	21:49	4-9	1-3	7-11	1	2	3	3	7	16	0	5	2	0	1	-10	GM FG%	25-56	44.6%
4 K.T. Raimey	19:43	3-5	2-4	2-2	0	1	1	2	1	10	0	0	1	0	0	-1	3PT	9-20	45.0%
Team					2	1	3	0	0	0	0						FT	17-28	60.7%
Totals		25-56	9-20	17-28	12	13	25	22	24	76	15	11	7	5	6	-14	Dead Ball Rebounds: 3.		

Technical Fouls: Cruz 2<sup>nd</sup> 16:58 Nelson 2<sup>nd</sup> 2:15

	UConn	DPU							
Biggest lead	20 (2 <sup>nd</sup> 16:18)	4 (1 <sup>st</sup> 17:07)	Points from	UConn	DPU	Period by Period Scoring			
Turnovers			12	14	1st		2nd	TOT	
Paint	42	24							
Best Scoring Run	8 (2 <sup>nd</sup> 5:44)	10 (2 <sup>nd</sup> 12:01)	Second Chance	22	16	UConn	46	44	90
Lead Changes		2	Fast Breaks	7	8	DPU	33	43	76
Times Tied	3		Bench	12	30				
Time with Lead	34:34	02:34							

## Game #24 - UConn 68, Georgetown 62 February 4, 2023 - Capital One Arena, Washington, D.C

# 2022-23 UCONN GAME-BY-GAME BOX SCORES

## Game #25 - UConn 87, Marquette 72 February 7, 2023 - XL Center, Hartford, Conn.



Official Basketball Box Score - Final  
**Marquette at UConn**  
02/07/23 XL Center, Hartford, Conn.  
2022-23 Men's Basketball

Game Time: 6:30 PM  
Game Duration: 2:09  
Attendance: 15,564

Officials: Jeff Anderson, Tommy Morrissey, Ron Groover

Marquette - 72

Record: 19-6 (11-3)

NO.	Name	Min	FG	3P	FT	Rebounds	Fouls	TP	AS	TO	ST	Blocks	+	-
			M-A	M-A	M-A	OR DR TOT	PF FD					BS BA		
12	Olivier-Maxence Prosper	F 20:22	0-1	0-0	3-6	2 3 5	4 3 3	0	2	2	0	0	0	-5
13	Oso Ighodaro	F 23:58	1-5	0-0	1-2	1 0 1	0 2 3	1	1	0	0	1	1	-14
1	Kam Jones	G 18:51	2-6	1-5	0-0	0 1 1	3 1 5	0	1	0	0	0	0	-20
4	Stevie Mitchell	G 27:46	4-11	1-4	3-4	1 1 2	5 4 12	0	0	3	0	1	0	-6
11	Tyler Kolek	G 31:32	7-14	1-2	2-2	0 1 1	0 2 17	4	1	2	0	2	12	-12
5	Chase Ross	18:50	2-6	0-3	1-1	0 1 1	1 1 5	0	1	2	1	0	0	-1
23	David Joplin	23:28	2-5	0-3	0-0	1 3 4	4 0 4	0	1	2	1	0	0	-19
21	Ben Gold	16:02	4-5	2-3	2-2	0 1 1	0 4 11	2	0	1	0	0	0	-1
22	Sean Jones	19:11	4-6	0-1	3-3	0 1 1	0 4 11	2	0	1	0	0	0	3
Team						4 2 6	0	0	0	0	0	0	0	3
Totals			26-59	5-21	15-20	9 15 24	19 19 72	7	8	11	2	4	-15	

Technical Fouls: NONE

UConn - 87

Record: 19-6 (8-6)

NO.	Name	Min	FG	3P	FT	Rebounds	Fouls	TP	AS	TO	ST	Blocks	+	-
			M-A	M-A	M-A	OR DR TOT	PF FD					BS BA		
11	Alex Karaban	F 35:53	5-6	3-4	0-0	1 3 4	1 0 1	13	2	2	1	0	1	11
21	Adama Sanogo	F 29:51	8-14	0-1	2-4	3 4 7	4 2 18	3	2	1	0	0	0	8
2	Tristen Newton	G 35:24	4-9	1-2	3-5	3 7 10	3 5 12	12	5	2	0	0	0	13
24	Jordan Hawkins	G 28:34	6-11	5-8	3-3	0 6 6	4 3 20	0	2	0	2	0	18	
44	Andre Jackson Jr.	G 23:19	2-5	0-1	1-2	3 1 4	5 1 5	1	3	0	1	0	0	6
4	Nahiem Alleyne	19:48	4-9	3-6	2-3	0 0 0	0 4 13	0	1	0	0	0	0	12
32	Donovan Clingan	10:09	1-3	0-0	2-5	7 1 8	0 4 4	1	0	0	1	0	0	7
3	Joey Calcaterra	09:43	1-3	0-0	0-0	1 1 2	0 2 1	0	1	0	1	0	0	-4
5	Hassan Diarra	07:19	0-2	0-1	0-0	0 0 0	0 0 0	0	0	1	1	0	0	4
Team						4 4 8	0	0	1	0	0	0	0	4
Totals			31-62	12-23	13-22	21 27 48	19 19 87	20	17	6	4	2	15	

Technical Fouls: NONE

	MARQ	UCONN	Points from	MARQ	UCONN	Period by Period Scoring
Biggest lead	0 (1 <sup>st</sup> 20:00)	25 (2 <sup>nd</sup> 10:39)	Turnovers	14	16	
Best Scoring Run	8 (2 <sup>nd</sup> 9:15)	10 (1 <sup>st</sup> 13:55)	Paint	42	32	
Lead Changes	0		Second Chance	8	27	
Times Tied	0		Fast Breaks	12	8	
Time with Lead	00:00	39:29	Bench	32	19	
			UCONN	46	41	87

## Game #26 - Creighton 56, UConn 53 February 11, 2023 - CHI Health Center, Omaha, Neb.



Official Basketball Box Score - Final  
**#21 Connecticut at #23 Creighton**  
02/11/23 CHI Health Center Omaha, Omaha, Neb.  
2022-23 Creighton Men's Basketball

Game Time: 1:07 PM  
Game Duration: 2:04  
Attendance: 18,286

Officials: Brian O'Connell, Pat Driscoll, Evan Burroughs

#21 Connecticut - 53

Record: 19-7 (8-7)

NO.	Name	Min	FG	3P	FT	Rebounds	Fouls	TP	AS	TO	ST	Blocks	+	-
			M-A	M-A	M-A	OR DR TOT	PF FD					BS BA		
11	Alex Karaban	F 34:35	2-5	1-3	0-0	2 3 5	2 1 5	1	1	0	0	0	0	-10
21	Adama Sanogo	F 32:47	7-17	3-7	0-0	3 7 10	2 0 17	2	1	1	0	0	0	-5
2	Tristen Newton	G 26:15	1-4	0-1	0-0	0 0 0	1 0 2	4	3	0	0	0	0	-10
24	Jordan Hawkins	G 26:06	4-13	2-7	1-1	4 0 4	4 2 11	1	0	1	0	0	0	-6
44	Andre Jackson Jr.	G 28:01	3-11	0-4	0-0	3 3 6	2 1 6	0	3	1	0	1	1	1
4	Nahiem Alleyne	23:58	1-6	0-3	3-3	0 2 2	1 4 5	0	1	0	1	0	0	7
5	Hassan Diarra	17:01	1-2	1-1	0-0	2 1 3	1 1 3	2	1	2	0	0	0	8
32	Donovan Clingan	07:13	2-5	0-0	0-0	4 3 7	1 1 4	0	2	0	1	0	0	0
3	Joey Calcaterra	04:04	0-2	0-1	0-0	0 1 1	0 0 0	0	0	1	0	0	0	0
Team						0 2 2	0	0	0	0	0	0	0	0
Totals			21-65	7-27	4-4	18 22 40	14 10	53	10	13	5	2	1	-3

Technical Fouls: NONE

#23 Creighton - 56

Record: 17-8 (11-3)

NO.	Name	Min	FG	3P	FT	Rebounds	Fouls	TP	AS	TO	ST	Blocks	+	-
			M-A	M-A	M-A	OR DR TOT	PF FD					BS BA		
24	Arthur Kaluma	F 25:59	0-6	0-3	2-2	0 6 6	3 1 2	2	2	3	2	0	1	-2
11	Ryan Kalkbrenner	C 36:00	4-9	0-1	4-4	3 3 6	0 5 12	1	2	3	1	0	0	0
2	Ryan Nembhard	G 40:00	3-11	1-3	0-0	3 5 8	0 0 7	7	3	2	2	0	0	0
23	Trey Alexander	G 23:11	6-8	2-3	3-5	0 0 0	4 4 17	0	1	1	0	0	0	1
55	Baylor Scheieman	G 37:24	4-10	1-3	2-2	1 8 9	2 1 11	1	2	1	0	1	1	1
13	Mason Miller	14:01	1-3	1-3	1-2	1 1 2	0 1 4	0	1	0	0	0	0	1
33	Fredrick King	04:00	0-0	0-0	1-2	0 1 1	1 1 1	1	0	0	0	0	0	3
4	Shereef Mitchell	19:25	1-1	0-0	0-0	0 0 0	0 1 2	1	0	0	0	0	0	4
Team						0 2 2	0	0	0	0	0	0	0	0
Totals			19-48	5-16	13-17	8 26 34	10 14	56	8	11	9	1	2	3

Technical Fouls: NONE

	UCONN	CREI	Points from	UCONN	CREI	Period by Period Scoring
Biggest lead	2 (2 <sup>nd</sup> 18:33)	9 (1 <sup>st</sup> 13:02)	Turnovers	8	13	
Best Scoring Run	5 (1 <sup>st</sup> 7:05)	8 (1 <sup>st</sup> 13:02)	Paint	18	24	
Lead Changes	4		Second Chance	13	7	
Times Tied	3		Fast Breaks	0	9	
Time with Lead	00:39	34:49	Bench	12	7	
			UCONN	29	24	53
			CREI	31	25	56

Game Notes: 20th largest home crowd in Creighton MBB history. • Creighton's 8th straight win. •

## Game #27 - UConn 64, Seton Hall 55 February 18, 2023 - Gampel Pavilion, Storrs, Conn.



Official Basketball Box Score - Final  
**Seton Hall at UConn**  
02/18/23 Harry A. Gampel Pavilion, Storrs, Conn.  
2022-23 Men's Basketball

Game Time: 12:00 PM  
Game Duration: 2:19  
Attendance: 10,167

Officials: Lamar Simpson, John Gaffney, Tim Clougherty

Seton Hall - 55

Record: 16-12 (9-8)

NO.	Name	Min	FG	3P	FT	Rebounds	Fouls	TP	AS	TO	ST	Blocks	+	-
			M-A	M-A	M-A	OR DR TOT	PF FD					BS BA		
4	Tyrese Samuel	F 30:26	6-10	0-1	4-5	2 2 4	4 5 16	1	3	1	0	0	0	-4
13	KC Ndefo	F 37:42	5-9	1-1	2-2	1 4 5	4 1 13	1	2	0	0	2	-5	
0	Kadary Richmond	G 07:03	0-2	0-0	0-0	0 1 1	1 0 0	0	2	0	2	0	0	3
2	Al-Amir Dawes	G 39:05	6-17	1-5	3-3	0 2 2	2 4 16	0	3	2	0	4	0	4
21	Femi Oduka	G 36:03	3-9	0-1	1-2	0 1 1	2 1 2	1	2	2	1	0	0	-9
1	Tray Jackson	11:02	1-2	0-0	0-1	0 0 0	2 1 2	1	2	0	1	0	0	-9
15	Jamir Harris	28:04	0-4	0-3	1-2	1 3 4	4 2 1	1	0	0	0	1	0	-10
22	Tae Davis	09:44	0-0	0-0	0-0	1 1 2	1 0 0	0	0	0	1	1	0	-9
20	Jaquan Sanders	00:47	0-0	0-0	0-0	0 1 1	0 0 0	0	0	0	0	0	0	2
Team						3 3 6	0	0	2	0	0	0	0	2
Totals			21-53	2-11	11-15	7 18 25	21 15	55	8	14	7	2	7	-9

Technical Fouls: NONE

UConn - 64

Record: 20-7 (9-7)

NO.	Name	Min	FG	3P	FT	Rebounds	Fouls	TP	AS	TO	ST	Blocks	+	-
			M-A	M-A	M-A	OR DR TOT	PF FD					BS BA		
11	Alex Karaban	F 30:34	2-7	1-2	0-0	3 1 4	2 1 5	1	2	2	2	0	0	-3
21	Adama Sanogo	F 24:22	3-5	0-1	2-2	0 6 6	4 4 8	0	3	0	0	2	0	-1
2	Tristen Newton	G 18:43	1-4	0-2	4-4	1 2 3	3 4 6	2	4	0	0	1	8	
24	Jordan Hawkins	G 35:08	7-17	3-11	3-3	1 4 5	2 2 20	2	1	0	0	0	0	1
44	Andre Jackson Jr.	G 34:38	5-10	0-4	5-7	4 6 10	1 5 15	3	2	1	1	0	1	0
32	Donovan Clingan	15:02	3-4	0-0	0-2	3 3 6	1 2 6	0	3	0	1	0	8	
4	Nahiem Alleyne	17:17	0-2	0-1	0-0	0 0 0	1 0 1	0	0	0	1	0	0	15
5	Hassan Diarra	24:16	1-3	0-1	2-4	1 2 3	1 3 4	0	4	0	1	1	1	8
Team						1 1 2	0	0	3	0	0	0	0	0
Totals			22-52	4-22	16-22	14 25 39	15 21	64	12	18	5	7	2	9

Technical Fouls: NONE

	SHALL	UCONN	Points from	SHALL	UCONN	Period by Period Scoring
Biggest lead	4 (1 <sup>st</sup> 12:57)	16 (2 <sup>nd</sup> 6:02)	Turnovers	23	12	
Best Scoring Run	8 (2 <sup>nd</sup> 1:19)	14 (2 <sup>nd</sup> 6:02)	Paint	36	34	
Lead Changes	4		Second Chance	8	15	
Times Tied	5		Fast Breaks	6	6	
Time with Lead	01:57	34:03	Bench	3	10	
			UCONN	33	31	64

## Game #28 - UConn 87, Providence 69 February 22, 2023 - Gampel Pavilion, Storrs, Conn.



Official Basketball Box Score - Final  
**Providence at UConn**  
02/22/23 Harry A. Gampel Pavilion, Storrs, Conn.  
2022-23 Men's Basketball

Game Time: 6:30 PM  
Game Duration: 1:56  
Attendance: 10,167

Officials: Brian O'Connell, Mike Roberts, Matt Potter

Providence - 69

Record: 20-8 (12-5)

NO.	Name	Min	FG	3P	FT	Rebounds	Fou
-----	------	-----	----	----	----	----------	-----

2022-23 UCONN GAME-BY-GAME BOX SCORES

Game #29 - UConn 95, St. John's 86  
February 25, 2023 - Madison Square Garden, New York, N.Y.



Official Basketball Box Score - Final  
UConn at St. John's (NY)  
02/25/23 Madison Square Garden, New York  
2022-23 Men's Basketball

Game Time: 12:00 PM  
Game Duration: 2:14  
Attendance: 12,241

Officials: Pat Driscoll, Jeff Clark, Tony Chiazza

UConn - 95

Record: 22-7 (11-7)

No.	Name	Min	FG		3P	FT	Rebounds		Fouls		TP	AS	TO	ST	Blocks		+/-	Shooting By Period					
			M-A	M-A	M-A	M-A	OR	DR	TOT	PF					FD	PP					FD	BS	BA
11	Alex Karaban	F 18:09	1-5	0-3	0-0	0-0	1	4	5	4	2	2	0	2	1	1	1	3	1 <sup>st</sup> FG%	18-39	46.2%		
21	Adama Sanogo	F 26:08	5-9	0-1	8-10	3	6	9	3	6	18	1	2	0	1	1	1	8	3PT%	6-16	37.5%		
2	Tristen Newton	G 33:31	2-7	1-2	3-6	4	3	7	1	5	8	8	4	2	0	0	7			FT%	8-10	80%	
24	Jordan Hawkins	G 34:00	6-18	4-10	4-4	0	2	2	3	1	20	3	2	3	1	1	4			2 <sup>nd</sup> FG%	12-25	48.0%	
44	Andre Jackson Jr.	G 38:09	5-6	1-2	4-5	1	4	5	2	3	15	3	3	0	2	0	15			3PT%	3-9	33.3%	
4	Nahiem Alleyne	19:14	3-6	0-3	2-2	1	1	2	2	1	8	1	0	1	1	0	3			FT%	18-23	78.3%	
32	Donovan Clingan	13:24	4-7	0-0	1-2	5	1	6	3	1	9	1	1	1	1	5	0	0			GM FG%	30-64	46.9%
3	Joey Calcaterra	17:25	4-6	3-4	4-4	0	0	0	3	2	15	0	0	1	0	0	5			3PT%	9-25	36.0%	
Team																			Dead Ball Rebounds: 5, 2				
Totals			30-64	9-25	26-33	17	21	38	21	21	95	17	14	9	11	3	9						

Technical Fouls: Newton 1<sup>st</sup> 15:44

St. John's (NY) - 86

Record: 17-13 (7-12)

		Min	FG M-A	3P M-A	FT M-A	Rebounds OR DR TOT	Fouls PF FD	TP	AS	TO	ST	Blocks BS BA	+/-	Shooting By Period		
11	Joel Soriano	F 32:10	3-7	0-0	6-8	3 8 11	5 4	12	3	1	1	2 1	-11	1 <sup>st</sup> FG%	15-29	51.7%
22	Esahia Nyiwe	F 09:06	1-2	0-0	0-0	0 0 0	3 0	2	0	1	1	0 1	-1	3PT%	2-7	28.6%
0	Posh Alexander	G 36:20	7-12	1-2	3-5	3 1 4	2 3	18	5	3	1	0 2	-5	2 <sup>nd</sup> FG%	15-36	41.7%
2	AJ Storr	G 32:48	7-15	1-3	5-8	1 2 3	0 5	20	0	3	0	1 3	-6	3PT%	2-6	33.3%
5	Dylan Addae-Wusu	G 26:38	3-8	0-2	0-0	0 1 1	2 2	6	1	0	1	0 2	-8	FT%	13-17	76.5%
4	O'Mar Stanley	11:54	2-3	1-2	0-0	0 0 0	4 0	5	0	1	0	0 0	-2	GM FG%	30-65	46.2%
3	Andre Curbelo	23:03	4-7	0-0	0-0	2 1 3	4 1	8	3	1	2	0 1	-6	3PT%	4-13	30.8%
23	David Jones	28:01	3-11	1-4	8-8	3 3 6	3 5	15	3	2	0	0 1	-6	FT%	22-29	75.9%
Team						3 1 4		0	3	2	0	0 1	-6	Dead Ball Rebounds: 4, 2		
Totals			30-65	4-13	22-29	15 17 32	23 20	86	15	13	6	3 11	-9			

Technical Fouls: Nyiwe 1<sup>st</sup> 15:44Addae-Wusu 2<sup>nd</sup> 9:32Team 2<sup>nd</sup> 4:22

	CON		SJU		Points from		CON	SJU	Period by Period Scoring			
Biggest lead	17 (2 <sup>nd</sup> 13:32)		3 (1 <sup>st</sup> 18:12)		Turnovers		13	12		1st	2nd	TOT
Best Scoring Run	8 (1 <sup>st</sup> 15:44)		8 (2 <sup>nd</sup> 0:28)		Paint		38	44	CON	50	45	95
Lead Changes	1				Second Chance		27	16				
Times Tied	1				Fast Breaks		19	13	SJU	41	45	86
Time with Lead	36:18		02:12		Bench		32	28				



# 2022-23 UConn Huskies



TRISTEN NEWTON  
Sr. G 6-5 190  
El Paso, Texas




JOEY CALCATERRA  
Gr. G 6-3 180  
Novato, Calif.



NAHIEM ALLEYNE  
Sr. G 6-4 195  
Buford, Ga..



HASSAN DIARRA  
Jr. G 6-2 190  
Queens, N.Y..



ALEX KARABAN  
R-Fr. F 6-8 210  
Southborough, Mass.



RICHIE SPRINGS  
R-Jr. F 6-9 235  
Brooklyn, N.Y.




ANDREW HURLEY  
Jr. G 6-1 170  
Glastonbury, Conn.




ADAMA SANOGO  
Jr. F 6-9 245  
Bamako, Mali



JORDAN HAWKINS  
So. G 6-5 195  
Gaithersburg, Md.




YARIN HASSON  
Fr. F 6-9 180  
Gan Yavne, Israel




DONOVAN CLINGAN  
Fr. C 7-2 265  
Bristol, Conn.



APOSTOLOS  
ROUMGLOU  
Fr. G 6-7 205  
Xanthi, Greece.



SAMSON JOHNSON  
So. F 6-10 215  
Lome, Togo



ANDRE JOHNSON JR.  
Fr. G 6-4 160  
Bristol, Conn.



EMMETT HENDRY  
Fr. G 6-3 155  
Brooklyn, N.Y.



ANDRE JACKSON JR.  
Jr. G 6-6 210  
Amsterdam, N.Y.





## Career Highs

### Points

30 vs. Auburn (N) (11/24/21)

### Field Goals Made

13 at Butler (12/17/22)

### Field Goals Attempted

25 vs. Auburn (N) (11/24/21)

### Three-Pt. Field Goals Made

3 at Creighton (2/11/23)

### Three-Pt. Field Goals Attempted

7 at Creighton (2/11/23)

### Free Throws Made

8 (2x), last at St. John's (MSG) (2/25/23)

### Free Throws Attempted

11 vs. St. John's (GP) (1/12/22)

### Rebounds

18 vs. St. John's (GP) (1/12/22)

### Assists

4 vs. Xavier (GP) (1/25/23)

### Steals

3 vs. New Mexico State (3/17/22)

### Blocks

6 (3x), last at Creighton (3/2/22)

### Minutes

40 vs. St. John's (GP) (1/12/22)

## Season Highs

### Points

27 (2x), last at Butler (12/17/22)

### Field Goals Made

13 at Butler (12/17/22)

### Field Goals Attempted

21 at Butler (12/17/22)

### Three-Pt. Field Goals Made

3 at Creighton (2/11/23)

### Three-Pt. Field Goals Attempted

7 at Creighton (2/11/23)

### Free Throws Made

8 (2x), last at St. John's (MSG) (2/25/23)

### Free Throws Attempted

10 at St. John's (MSG) (2/25/23)

### Rebounds

15 vs. Boston U. (GP) (11/11/22)2

### Assists

4 vs. Xavier (GP) (1/25/23)

### Steals

2 (4x), last vs. Xavier (GP) (1/25/23)

### Blocks

3 vs. Providence (GP) (2/22/23)

### Minutes

33 (2x), last at Creighton (2/11/23)

# 21 - Adama Sanogo

6-9 • 245 • Junior • Forward • Bamako, Mali (The Patrick School, Hillside, N.J.)

## Player Notes

- Began season with game-high 19 points on 8 of 11 shooting and added 6 rebounds vs. Stonehill.
- Notched 11th career double-double and first of the season with 27 points, 15 rebounds against BU.
- Named BIG EAST Player of the Week on Nov. 14 and Nov. 21
- Game-high 25 points, with 4 reb, 2 assists, 2 blocks in win over Alabama
- Scored 27 points, grabbed 14 rebounds for 12th career double-double in win at Butler
- A 26-point, 9-rebound effort in win over Creighton
- Scored 25 points, grabbed 9 rebounds vs. DePaul
- 18 points and 7 rebounds vs. Marquette
- Fifth double-double of season, 15th of career, with 17 points, 10 rebounds at Creighton
- Scored 18 points, grabbed 9 rebounds in win over St. John's

## Career at UConn

- Named to 2020-21 BIG EAST All-Freshman Team.
- Named to 2021 BIG EAST All-Tournament Team.
- Named 1 of 5 finalists for 2022 Kareem Abdul-Jabbar Center of the Year Award.
- Named 2021-22 First Team All-BIG EAST.
- Named to 2021-22 USBWA All-District I Team.
- Named BIG EAST Player of Week twice, named to BIG EAST Weekly Honor Roll three times during 2021-22 season.
- Led BIG EAST in rebounding (8.9), led UConn in field goals made, rebounds, offensive rebounds.
- Named 2022-23 BIG EAST Preseason Player of Year, watch lists for NABC Player of Year, Abdul-Jabbar Center of Year Award.
- Will serve as 2022-23 team co-captain with Andre Jackson Jr.
- Scored 1,000th career point on a three-pointer at Georgetown (2/7/23)

## Career Stats

### SANOGO, Adama

				Field Goals		3-Point		F-Throws		Rebounds										Scoring	
SEASON	TEAM	GP-GS	MIN/AVG	FG-FGA	FG%	3FG-3FGA	3FG%	FT-FTA	FT%	OFF	DEF	TOT	AVG	PF-FO	A	TO	BLK	STL	PTS	AVG	
2020-21	UConn	23-20	391/17.0	77-139	.554	0-0	.000	15-26	.577	35	75	110	4.8	65-2	13	31	21	9	169	7.3	
2021-22	UConn	29-28	847/29.2	179-355	.504	0-1	.000	70-102	.686	105	151	256	8.8	85-2	29	68	55	25	428	14.8	
2022-23	UConn	29-29	772/26.6	199-339	.587	16-43	.372	75-97	.773	72	138	210	7.2	83-2	39	53	22	24	489	16.9	
TOTAL		81-77	2009/24.8	455-833	.546	16-44	.364	160-225	.711	212	364	576	7.1	233-6	81	152	98	58	1086	13.4	

## 2022-23 Game By Game

### #21 SANOGO, Adama

Opponent	Date	GS	MIN	Total		3-Pointers		Free throws		Rebounds				PF	A	TO	BLK	STL	PTS	AVG	
				FG-FGA	PCT	3FG-3FGA	PCT	FT-FTA	PCT	OFF	DEF	TOT	AVG								
Stonehill	11/07/2022	*	19:26	8-11	.727	0-0	.000	3-4	.750	2	4	6	6.0	3	1	2	1	1	19	19.0	
Boston U.	11/11/2022	*	27:36	12-15	.800	2-3	.667	1-2	.500	4	11	15	10.5	2	2	3	1	1	27	23.0	
Buffalo	11/15/2022	*	21:34	4-11	.364	1-1	1.000	2-2	1.000	1	5	6	9.0	3	0	2	0	2	11	19.0	
UNCW	11/18/2022	*	26:53	8-12	.667	0-2	.000	8-8	1.000	0	5	5	8.0	1	1	0	0	0	24	20.3	
Delaware St.	11/20/2022	*	23:01	10-13	.769	1-1	1.000	5-6	.833	2	6	8	8.0	4	0	0	1	2	26	21.4	
vs Oregon	11/24/2022	*	23:01	5-7	.714	2-2	1.000	0-0	.000	2	4	6	7.7	4	1	2	1	1	12	19.8	
vs Alabama	11/25/2022	*	27:37	9-16	.563	1-4	.250	6-8	.750	1	3	4	7.1	3	2	3	2	0	25	20.6	
vs Iowa St.	11/27/2022	*	21:32	1-5	.200	0-1	.000	2-2	1.000	3	3	6	7.0	4	3	0	0	1	4	18.5	
Oklahoma St.	12/01/2022	*	32:31	7-14	.500	0-2	.000	6-8	.750	3	3	6	6.9	1	0	2	1	2	20	18.7	
at Florida	12/07/2022	*	19:30	8-13	.615	0-1	.000	1-2	.500	3	4	7	6.9	4	1	3	1	1	17	18.5	
LIU	12/10/2022	*	21:19	8-12	.667	0-2	.000	0-0	.000	0	4	4	6.6	0	2	2	1	1	16	18.3	
at Butler	12/17/2022	*	30:50	13-21	.619	1-1	1.000	0-1	.000	7	7	14	7.3	3	3	2	0	1	27	19.0	
Georgetown	12/20/2022	*	30:30	6-10	.600	1-1	1.000	1-2	.500	3	4	7	7.2	3	1	2	0	2	14	18.6	
Villanova	12/28/2022	*	24:50	3-6	.500	0-1	.000	1-2	.500	0	1	1	6.8	4	1	3	0	1	7	17.8	
at Xavier	12/31/2022	*	32:55	9-17	.529	0-1	.000	0-0	.000	2	4	6	6.7	2	1	2	0	0	18	17.8	
at Providence	01/04/2023	*	26:44	5-9	.556	0-0	.000	1-2	.500	3	4	7	6.8	2	1	1	1	1	11	17.4	
Creighton	01/07/2023	*	32:11	10-20	.500	2-5	.400	4-6	.667	0	9	9	6.9	3	1	1	1	0	26	17.9	
at Marquette	01/11/2023	*	18:49	5-7	.714	0-0	.000	0-1	.000	3	0	3	6.7	1	0	5	2	0	10	17.4	
St. John's (NY)	01/15/2023	*	29:55	6-9	.667	0-1	.000	2-2	1.000	2	8	10	6.8	4	3	2	0	1	14	17.3	
at Seton Hall	01/18/2023	*	28:28	6-14	.429	0-0	.000	4-4	1.000	1	4	5	6.8	5	0	3	0	0	16	17.2	
Butler	01/22/2023	*	23:25	6-12	.500	0-1	.000	5-6	.833	7	7	14	7.1	2	3	1	2	0	17	17.2	
Xavier	01/25/2023	*	33:11	4-7	.571	1-1	1.000	2-2	1.000	5	4	9	7.2	2	4	1	0	2	11	16.9	
at DePaul	01/31/2023	*	26:04	10-13	.769	0-0	.000	5-6	.833	1	8	9	7.3	5	0	0	1	0	25	17.3	
at Georgetown	02/04/2023	*	28:58	6-11	.545	1-1	1.000	2-3	.667	4	2	6	7.2	2	0	0	0	1	15	17.2	
Marquette	02/07/2023	*	29:51	8-14	.571	0-1	.000	2-4	.500	3	4	7	7.2	4	3	2	0	1	18	17.2	
at Creighton	02/11/2023	*	32:48	7-17	.412	3-7	.429	0-0	.000	3	7	10	7.3	2	2	1	0	1	17	17.2	
Seton Hall	02/18/2023	*	24:22	3-5	.600	0-1	.000	2-2	1.000	0	6	6	7.3	4	0	3	2	0	8	16.9	
Providence	02/22/2023	*	27:39	7-9	.778	0-1	.000	2-2	1.000	4	1	5	7.2	3	2	3	3	1	16	16.8	
at St. John's (NY)	02/25/2023	*	26:08	5-9	.556	0-1	.000	8-10	.800	3	6	9	7.2	3	1	2	1	0	18	16.9	
Totals			29	771:37	199-339	.587	16-43	.372	75-97	.773	72	138	210	7.2	83	39	53	22	24	489	16.9

### Player Averages

Games Played	Minutes/game	Points/game	FG Pct	3FG Pct	FT Pct	Rebounds/game	Assists/game	Turnovers/game	Assist/Turnover ratio	Steals/game	Blocks/game
29	26.6	16.9	58.7	37.2	77.3	7.2	1.3	1.8	0.7	0.8	0.8





## Career Highs

### Points

15 (2x), last at St. John's (MSG) (2/25/23)

### Field Goals Made

5 (4x), last at St. John's (MSG) (2/25/23)

### Field Goals Attempted

14 at Xavier (12/31/22)

### Three-Pt. Field Goals Made

4 at Xavier (12/31/22)

### Three-Pt. Field Goals Attempted

12 at Xavier (12/31/22)

### Free Throws Made

5 (3x), last vs. Seton Hall (GP) (2/18/23)

### Free Throws Attempted

7 vs. Seton Hall (GP) (2/18/23)

### Rebounds

16 at St. John's (2/13/22)

### Assists

8 (3x) last at Xavier (12/31/22)

### Steals

4 at Xavier (2/11/22)

### Blocks

3 vs. LIU (GP) (11/17/21)

### Minutes

38 at St. John's (MSG) (2/25/23)

## Season Highs

### Points

15 (2x), last at St. John's (MSG) (2/25/23)

### Field Goals Made

5 (3x), last at St. John's (MSG) (2/25/23)

### Field Goals Attempted

14 at Xavier (12/31/22)

### Three-Pt. Field Goals Made

4 at Xavier (12/31/22)

### Three-Pt. Field Goals Attempted

12 at Xavier (12/31/22)

### Free Throws Made

5 vs. Seton Hall (GP) (2/18/23)

### Free Throws Attempted

7 vs. Seton Hall (GP) (2/18/23)

### Rebounds

13 vs. Iowa St. (N) (11/27/22)

### Assists

8 (2x), last at Xavier (12/31/22)

### Steals

3 (2x), last vs. Villanova (XL) (12/28/22)

### Blocks

2 (4x), last at St. John's (MSG) (2/25/23)

### Minutes

38 at St. John's (MSG) (2/25/23)

# 44 - Andre Jackson

6-6 • 210 • Junior • Guard • Amsterdam, N.Y. (Albany Academy)

## Player Notes

- Fractured pinky finger on right hand has kept him out of season's first three games
- Made season debut vs. UNCW, added 5 assists, 3 rebounds, 2 blocks
- Had double-double with 10 points, 13 rebounds in win over Iowa State
- Made first start of the season vs. Oklahoma St. and had 11 points, 7 rebs, 6 assists and 3 steals
- Had near triple-double vs. Xavier with 14 points, 10 rebounds, 8 assists
- Third double-double of season with career-high 15 points, 10 rebounds vs. Seton Hall
- Equaled career-high with 15 points, added 5 rebounds, 3 steals vs. St. John's

## Career at UConn

- Hit 9 Of 10 free throws during 2020-21 season.
- Started every game for Huskies in 2021-22, except for Senior Night.
- Led 2021-22 team in steals (1.2) and defensive rebounds (5.5).
- Named 2022-23 team co-captain with Adama Sanogo

## Career Stats

### JACKSON JR., Andre

		Field Goals				3-Point		F-Throws		Rebounds								Scoring		
SEASON	TEAM	GP-GS	MIN/AVG	FG-FGA	FG%	3FG-3FGA	3FG%	FT-FTA	FT%	OFF	DEF	TOT	AVG	PF-FO	A	TO	BLK	STL	PTS	AVG
2020-21	UConn	16-2	256/16.0	16-39	.410	2-17	.118	9-10	.900	10	36	46	2.9	44-1	25	19	4	7	43	2.7
2021-22	UConn	33-32	962/29.2	78-183	.426	22-61	.361	45-63	.714	44	181	225	6.8	82-5	102	66	20	38	223	6.8
2022-23	UConn	26-21	743/28.6	62-159	.390	18-68	.265	26-37	.703	51	112	163	6.3	75-4	106	50	16	28	168	6.5
TOTAL		75-55	1961/26.1	156-381	.409	42-146	.288	80-110	.727	105	329	434	5.8	201-10	233	135	40	73	434	5.8

## 2022-23 Game By Game

### #44 JACKSON JR., Andre

Opponent	Date	GS	MIN	Total		3-Pointers		Free throws		Rebounds				PF	A	TO	BLK	STL	PTS	AVG
				FG-FGA	PCT	3FG-3FGA	PCT	FT-FTA	PCT	OFF	DEF	TOT	AVG							
UNCW	11/18/2022		19:30	1-2	.500	0-0	.000	0-0	.000	1	2	3	3.0	3	5	0	2	1	2	2.0
Delaware St.	11/20/2022		12:49	1-2	.500	1-2	.500	0-0	.000	0	1	1	2.0	5	4	2	0	1	3	2.5
vs Oregon	11/24/2022		23:33	0-3	.000	0-2	.000	0-2	.000	0	4	4	2.7	4	5	5	0	2	0	1.7
vs Alabama	11/25/2022		26:35	2-8	.250	0-4	.000	0-0	.000	3	4	7	3.8	3	1	2	1	0	4	2.3
vs Iowa St.	11/27/2022		32:32	3-8	.375	1-3	.333	3-4	.750	3	10	13	5.6	0	5	1	1	2	10	3.8
Oklahoma St.	12/01/2022	*	30:32	4-7	.571	1-3	.333	2-2	1.000	2	5	7	5.8	3	6	0	0	3	11	5.0
at Florida	12/07/2022	*	34:47	2-5	.400	2-5	.400	2-2	1.000	0	8	8	6.1	2	4	0	2	2	8	5.4
LIU	12/10/2022	*	23:47	3-3	1.000	0-0	.000	2-2	1.000	0	3	3	5.8	2	7	0	2	1	8	5.8
at Butler	12/17/2022	*	30:50	1-5	.200	1-3	.333	0-0	.000	2	4	6	5.8	4	6	3	1	0	3	5.4
Georgetown	12/20/2022	*	33:05	3-5	.600	1-2	.500	0-0	.000	1	7	8	6.0	3	8	2	0	2	7	5.6
Villanova	12/28/2022	*	30:06	3-11	.273	2-6	.333	2-2	1.000	2	4	6	6.0	3	2	3	1	3	10	6.0
at Xavier	12/31/2022	*	37:00	5-14	.357	4-12	.333	0-2	.000	4	6	10	6.3	1	8	1	0	2	14	6.7
at Providence	01/04/2023	*	21:27	1-7	.143	0-3	.000	1-1	1.000	1	2	3	6.1	4	4	1	0	1	3	6.4
Creighton	01/07/2023	*	33:10	2-5	.400	1-3	.333	2-2	1.000	3	6	9	6.3	3	2	2	0	0	7	6.4
at Marquette	01/11/2023	*	37:08	4-7	.571	1-3	.333	0-0	.000	2	2	4	6.1	3	6	3	1	1	9	6.6
St. John's (NY)	01/15/2023	*	19:53	0-2	.000	0-0	.000	2-4	.500	1	5	6	6.1	5	1	2	0	1	2	6.3
at Seton Hall	01/18/2023	*	31:23	2-4	.500	1-1	1.000	0-0	.000	4	6	10	6.4	2	4	3	0	0	5	6.2
Butler	01/22/2023	*	25:29	1-3	.333	0-0	.000	0-0	.000	1	3	4	6.2	2	4	0	1	1	2	6.0
Xavier	01/25/2023	*	25:41	3-12	.250	0-3	.000	0-0	.000	2	0	2	6.0	3	2	1	0	1	6	6.0
at DePaul	01/31/2023	*	26:06	1-4	.250	0-1	.000	0-0	.000	2	6	8	6.1	5	4	5	0	1	2	5.8
at Georgetown	02/04/2023	*	29:59	3-7	.429	1-1	1.000	0-0	.000	3	7	10	6.3	4	7	2	0	0	7	5.9
Marquette	02/07/2023	*	23:19	2-5	.400	0-1	.000	1-2	.500	3	1	4	6.2	5	1	3	1	0	5	5.8
at Creighton	02/11/2023	*	28:01	3-11	.273	0-4	.000	0-0	.000	3	3	6	6.2	2	0	3	0	1	6	5.8
Seton Hall	02/18/2023	*	34:38	5-10	.500	0-4	.000	5-7	.714	4	6	10	6.3	1	3	2	1	1	15	6.2
Providence	02/22/2023	*	33:31	2-3	.667	0-0	.000	0-0	.000	3	3	6	6.3	1	4	1	0	1	4	6.1
at St. John's (NY)	02/25/2023	*	38:09	5-6	.833	1-2	.500	4-5	.800	1	4	5	6.3	2	3	3	2	0	15	6.5
Totals			21 742:58	62-159	.390	18-68	.265	26-37	.703	51	112	163	6.3	75	106	50	16	28	168	6.5

### Player Averages

Games Played	Minutes/game	Points/game	FG Pct	3FG Pct	FT Pct	Rebounds/game	Assists/game	Turnovers/game	Assist/Turnover ratio	Steals/game	Blocks/game
26	28.6	6.5	39.0	26.5	70.3	6.3	4.1	1.9	2.1	1.1	0.6



## Career Highs

### Points

23 at Santa Clara (2/18/21)

### Field Goals Made

9 at Santa Clara (2/18/21)

### Field Goals Attempted

17 vs. Hofstra (11/27/19)

### Three-Pt. Field Goals Made

4 (4x), last at UCLA (12/9/20)

### Three-Pt. Field Goals Attempted

10 vs. LMU (1/2/20)

### Free Throws Made

9 vs. Fresno State (11/12/19)

### Free Throws Attempted

9 (2x), last vs. Fresno State (11/12/19)

### Rebounds

8 vs. UIC (11/26/21)

### Assists

6 (2x), last vs. Delaware St. (XL) (11/20/22)

### Steals

4 vs. UC Irvine (11/5/19)

### Blocks

2 (3x), last at Cal Poly (12/16/20)

### Minutes

43.5 vs. Fresno State (11/12/19)

## Season Highs

### Points

15 (2x), last at St. John's (MSG) (2/25/23)

### Field Goals Made

6 (2x), las vs. Georgetown (GP) (12/20/22)

### Field Goals Attempted

11 vs. Georgetown (GP) (12/20/22)

### Three-Pt. Field Goals Made

3 (4x), last at St. John's (MSG) (2/25/23)

### Three-Pt. Field Goals Attempted

5 (2x), Last vs. Delaware St. (XL) (11/20/22)

### Free Throws Made

4 at St. John's (MSG) (2/25/23)

### Free Throws Attempted

4 (2x), last at St. John's (MSG) (2/25/23)

### Rebounds

5 (2x), last vs. Delaware St. (XL) (11/20/22)

### Assists

6 vs. Delaware St. (XL) (11/20/22)

### Steals

2 (2x), last vs. Buffalo (XL) (11/15/22)

### Blocks

1 vs. Iowa St. (N) (11/17/22)

### Minutes

31 vs. Buffalo (XL), (11/15/22)

# 3 - Joey Calcaterra

6-3 • 180 • Grad • Guard • Novato, Calif. (University of San Diego)

## Player Notes

- Played 21 minutes off the bench in UConn debut, scoring 7 points, including two 3-pointers vs. Stonehill
- Scored season-high 15 points, including 3 three-pointers, in win over Buffalo
- Had season-high 5 rebounds vs. UNCW
- Had season-high 6 assists and equaled season-high 5 rebounds vs. Delaware St.
- Third straight double-figure scoring game against Alabama
- Had 14 points in 18 minutes vs. Gtown
- Equaled season high with 15 points against St. John's at MSG

## Career at UConn

- Comes to UConn after a four-year career at University of San Diego
- Scored 1,000th career point with 5 points vs. Butler on 1/22/23

## Career Stats

### CALCATERRA, Joey

		Field Goals					3-Point		F-Throws		Rebounds											Scoring	
SEASON	TEAM	GP-GS	MIN/AVG	FG-FGA	FG%	3FG-3FGA	3FG%	FT-FTA	FT%	OFF	DEF	TOT	AVG	PF-FO	A	TO	BLK	STL		PTS	AVG		
2018-19	SD	32-5	398/12.4	33-86	.384	10-32	.313	14-19	.737	1	28	29	0.9	29-0	24	16	5	9	90	2.8			
2019-20	SD	32-32	901/28.1	123-320	.384	52-142	.366	67-82	.817	6	83	89	2.8	56-0	59	49	4	26	365	11.4			
2020-21	SD	12-10	357/29.7	57-136	.419	20-53	.377	26-30	.867	1	36	37	3.1	17-0	22	22	4	12	160	13.3			
2021-22	SD	29-23	777/26.8	90-232	.388	33-95	.347	34-39	.872	7	75	82	2.8	47-0	39	50	2	20	247	8.5			
2022-23	UConn	28-0	398/14.2	54-127	.425	34-76	.447	19-22	.864	14	36	50	1.8	31-1	36	20	2	15	161	5.8			
TOTAL FOR UConn		28-0	398/14.2	54-127	.425	34-76	.447	19-22	.864	14	36	50	1.8	31-1	36	20	2	15	161	5.8			
TOTAL		133-70	2831/21.3	357-901	.396	149-398	.374	160-192	.833	29	258	287	2.2	180-1	180	157	17	82	1023	7.7			

## 2022-23 Game By Game

### #3 CALCATERRA, Joey

Opponent	Date	GS	MIN	Total		3-Pointers		Free throws		Rebounds				PF	A	TO	BLK	STL	PTS	AVG
				FG-FGA	PCT	3FG-3FGA	PCT	FT-FTA	PCT	OFF	DEF	TOT	AVG							
Stonehill	11/07/2022		21:12	2-4	.500	2-3	.667	1-2	.500	1	2	3	3.0	1	0	2	0	1	7	7.0
Boston U.	11/11/2022		22:18	1-3	.333	1-3	.333	1-2	.500	0	4	4	3.5	1	1	3	0	2	4	5.5
Buffalo	11/15/2022		31:18	6-9	.667	3-5	.600	0-0	.000	2	0	2	3.0	0	1	2	0	2	15	8.7
UNCW	11/18/2022		18:07	2-3	.667	0-1	.000	2-2	1.000	0	5	5	3.5	2	2	1	0	0	6	8.0
Delaware St.	11/20/2022		20:03	4-6	.667	3-5	.600	0-0	.000	1	4	5	3.8	1	6	3	0	1	11	8.6
vs Oregon	11/24/2022		20:30	4-5	.800	3-4	.750	0-0	.000	0	1	1	3.3	1	4	0	0	1	11	9.0
vs Alabama	11/25/2022		18:13	3-4	.750	2-2	1.000	2-2	1.000	0	1	1	3.0	2	0	1	0	1	10	9.1
vs Iowa St.	11/27/2022		24:25	2-5	.400	1-4	.250	3-3	1.000	1	2	3	3.0	0	1	0	1	0	8	9.0
Oklahoma St.	12/01/2022		10:40	2-6	.333	2-2	1.000	3-4	.750	0	0	0	2.7	1	1	0	0	0	9	9.0
at Florida	12/07/2022		17:56	4-7	.571	1-2	.500	2-2	1.000	1	2	3	2.7	1	2	0	0	1	11	9.2
LIU	12/10/2022		18:18	3-7	.429	3-6	.500	0-0	.000	1	2	3	2.7	3	3	1	0	0	9	9.2
at Butler	12/17/2022		11:58	1-5	.200	1-3	.333	0-0	.000	2	2	4	2.8	0	3	0	0	0	3	8.7
Georgetown	12/20/2022		17:44	6-11	.545	1-4	.250	1-1	1.000	0	1	1	2.7	1	1	0	0	1	14	9.1
Villanova	12/28/2022		07:03	0-2	.000	0-1	.000	0-0	.000	0	2	2	2.6	0	0	0	0	0	0	8.4
at Xavier	12/31/2022		11:03	1-2	.500	1-2	.500	0-0	.000	0	0	0	2.5	3	1	1	0	0	3	8.1
at Providence	01/04/2023		09:37	0-5	.000	0-4	.000	0-0	.000	1	0	1	2.4	1	0	0	0	0	0	7.6
Creighton	01/07/2023		08:59	0-3	.000	0-2	.000	0-0	.000	0	1	1	2.3	0	0	0	0	2	0	7.1
at Marquette	01/11/2023		14:45	1-6	.167	1-4	.250	0-0	.000	0	0	0	2.2	0	2	0	1	1	3	6.9
St. John's (NY)	01/15/2023		13:38	2-8	.250	2-4	.500	0-0	.000	3	1	4	2.3	5	1	1	0	0	6	6.8
at Seton Hall	01/18/2023		10:52	1-3	.333	1-2	.500	0-0	.000	0	2	2	2.3	2	2	1	0	0	3	6.7
Butler	01/22/2023		15:00	2-6	.333	1-3	.333	0-0	.000	0	1	1	2.2	0	2	2	0	0	5	6.6
Xavier	01/25/2023		05:35	0-3	.000	0-3	.000	0-0	.000	0	0	0	2.1	0	0	0	0	0	0	6.3
at DePaul	01/31/2023		02:34	0-0	.000	0-0	.000	0-0	.000	0	0	0	2.0	1	1	1	0	0	0	6.0
at Georgetown	02/04/2023		09:48	1-1	1.000	1-1	1.000	0-0	.000	1	0	1	2.0	1	1	0	0	0	3	5.9
Marquette	02/07/2023		09:43	1-3	.333	0-0	.000	0-0	.000	0	1	1	1.9	2	1	0	0	1	2	5.7
at Creighton	02/11/2023		04:04	0-2	.000	0-1	.000	0-0	.000	0	1	1	1.9	0	0	1	0	0	0	5.5
Providence	02/22/2023		05:31	1-2	.500	1-1	1.000	0-0	.000	0	1	1	1.9	0	0	0	0	0	3	5.4
at St. John's (NY)	02/25/2023		17:25	4-6	.667	3-4	.750	4-4	1.000	0	0	0	1.8	3	0	0	0	1	15	5.8
Totals		0	398:19	54-127	.425	34-76	.447	19-22	.864	14	36	50	1.8	31	36	20	2	15	161	5.8

### Player Averages

Games Played	Minutes/game	Points/game	FG Pct	3FG Pct	FT Pct	Rebounds/game	Assists/game	Turnovers/game	Assist/Turnover ratio	Steals/game	Blocks/game
28	14.2	5.8	42.5	44.7	86.4	1.8	1.3	0.7	1.8	0.5	0.1



## Career Highs

### Points

28 vs. Florida (N) (3/19/21)

### Field Goals Made

8 (2x), last vs. Notre Dame (1/15/22)

### Field Goals Attempted

18 vs. Florida (N) (3/19/21)

### Three-Pt. Field Goals Made

5 (4x), last at Clemson (3/5/22)

### Three-Pt. Field Goals Attempted

10 (3x), last at Clemson (3/5/22)

### Free Throws Made

10 vs. Memphis (11/24/21)

### Free Throws Attempted

11 (2x), last vs. Memphis (11/24/21)

### Rebounds

9 at Notre Dame (1/27/21)

### Assists

5 (2x), last vs. Wake Forest (2/27/21)

### Steals

4 (2x), last vs. Stonehill (XL) (11/7/22)

### Blocks

2 vs. Delaware State (11/20/19)

### Minutes

39 (2x), last vs. Clemson (N) (3/9/22)

## Season Highs

### Points

13 vs. Marquette (XL) (2/7/23)

### Field Goals Made

4 (5x), last vs. Marquette (XL) (2/7/23)

### Field Goals Attempted

11 (2x), last vs. Buffalo (XL) (11/15/22)

### Three-Pt. Field Goals Made

3 (4x), last vs. Providence (GP) (2/22/23)

### Three-Pt. Field Goals Attempted

7 vs. Buffalo (XL) (11/15/22)

### Free Throws Made

3 (2x), last at Creighton (2/11/23)

### Free Throws Attempted

3 (3x), last at Creighton (2/11/23)

### Rebounds

3 (4x), last at Georgetown (2/4/23)

### Assists

4 vs. Delaware St. (XL) (11/20/22)

### Steals

4 vs. Stonehill (XL) (11/7/22)

### Blocks

1 (2x), last at St. John's (MSG) (2/25/23)

### Minutes

38.5 vs. Buffalo (XL) (11/15/22)

# 4 - Nahiem Alleyne

6-4 • 195 • Senior • Guard • Buford, Ga. (Virginia Tech)

## Player Notes

- Made first start at UConn in season opener, played a team-high 30:49, with 8 points and 4 steals vs. Stonehill.
- Had first double-figure game at UConn with 11 vs. Boston Uuniversity.
- Played season-high 38:33 and scored season-high 12 against Buffalo
- Season-high 4 assists vs. Delaware St.
- Had third double-figure game with 11 against LIU
- Came off the bench to score season-high 13 vs. Marquette

## Career at UConn

- Comes to UConn with two seasons of eligibility after three-year career at Virginia Tech.

## Career Stats

### ALLEYNE, Nahiem

			Field Goals		3-Point		F-Throws		Rebounds								Scoring			
SEASON	TEAM	GP-GS	MIN/AVG	FG-FGA	FG%	3FG-3FGA	3FG%	FT-FTA	FT%	OFF	DEF	TOT	AVG	PF-FO	A	TO	BLK	STL	PTS	AVG
2019-20	VT	32-27	832/26.0	92-237	.388	49-126	.389	48-63	.762	6	69	75	2.3	51-1	46	27	6	12	281	8.8
2020-21	VT	22-21	623/28.3	78-199	.392	42-103	.408	46-57	.807	4	54	58	2.6	47-0	37	33	2	15	244	11.1
2021-22	VT	36-36	1121/31.1	116-305	.380	62-166	.373	52-61	.852	4	97	101	2.8	53-0	53	41	1	24	346	9.6
2022-23	UConn	29-8	527/18.2	48-140	.343	23-77	.299	17-21	.810	11	26	37	1.3	47-0	23	20	2	13	136	4.7
TOTAL FOR UConn		29-8	527/18.2	48-140	.343	23-77	.299	17-21	.810	11	26	37	1.3	47-0	23	20	2	13	136	4.7
TOTAL		119-92	3103/26.1	334-881	.379	176-472	.373	163-202	.807	25	246	271	2.3	198-1	159	121	11	64	1007	8.5

## 2022-23 Game By Game

### #4 ALLEYNE, Nahiem

Opponent	Date	GS	MIN	Total		3-Pointers		Free throws		Rebounds				PF	A	TO	BLK	STL	PTS	AVG
				FG-FGA	PCT	3FG-3FGA	PCT	FT-FTA	PCT	OFF	DEF	TOT	AVG							
Stonehill	11/07/2022	*	30:49	4-11	.364	0-4	.000	0-0	.000	0	0	0	0.0	1	0	2	0	4	8	8.0
Boston U.	11/11/2022	*	31:50	4-9	.444	3-6	.500	0-0	.000	0	0	0	0.0	2	0	1	0	0	11	9.5
Buffalo	11/15/2022	*	38:33	4-11	.364	1-7	.143	3-3	1.000	2	1	3	1.0	2	2	1	0	0	12	10.3
UNCW	11/18/2022	*	24:04	3-7	.429	2-4	.500	0-0	.000	0	1	1	1.0	4	1	1	0	0	8	9.8
Delaware St.	11/20/2022	*	28:35	3-5	.600	1-2	.500	2-2	1.000	1	1	2	1.2	3	4	0	0	0	9	9.6
vs Oregon	11/24/2022	*	13:43	2-5	.400	0-2	.000	0-0	.000	2	0	2	1.3	4	2	0	0	0	4	8.7
vs Alabama	11/25/2022	*	12:58	0-5	.000	0-3	.000	0-0	.000	0	3	3	1.6	2	0	0	0	0	0	7.4
vs Iowa St.	11/27/2022	*	17:49	1-3	.333	0-1	.000	0-0	.000	0	3	3	1.8	1	2	3	0	1	2	6.8
Oklahoma St.	12/01/2022		09:53	0-2	.000	0-1	.000	0-0	.000	1	1	2	1.8	1	1	0	0	0	0	6.0
at Florida	12/07/2022		15:27	0-2	.000	0-0	.000	0-0	.000	0	1	1	1.7	0	0	0	0	0	2	5.4
LIU	12/10/2022		21:22	4-6	.667	2-3	.667	1-2	.500	0	0	0	1.5	2	1	2	0	1	11	5.9
at Butler	12/17/2022		21:51	3-8	.375	3-5	.600	0-0	.000	0	2	2	1.6	1	1	0	0	0	9	6.2
Georgetown	12/20/2022		14:46	0-2	.000	0-2	.000	2-2	1.000	0	1	1	1.5	1	0	0	0	0	2	5.8
Villanova	12/28/2022		16:16	1-2	.500	0-1	.000	0-0	.000	0	0	0	1.4	1	1	0	0	0	2	5.6
at Xavier	12/31/2022		14:09	2-5	.400	2-4	.500	0-0	.000	0	0	0	1.3	1	0	2	0	0	6	5.6
at Providence	01/04/2023		11:18	1-3	.333	0-0	.000	0-0	.000	0	0	0	1.3	2	0	0	0	1	2	5.4
Creighton	01/07/2023		10:34	0-3	.000	0-1	.000	0-0	.000	0	0	0	1.2	2	0	0	0	0	0	5.1
at Marquette	01/11/2023		09:52	0-1	.000	0-1	.000	0-0	.000	1	0	1	1.2	2	3	0	0	0	0	4.8
St. John's (NY)	01/15/2023		14:07	0-4	.000	0-4	.000	1-2	.500	0	2	2	1.2	2	0	1	0	0	1	4.6
at Seton Hall	01/18/2023		07:19	0-2	.000	0-1	.000	0-0	.000	0	0	0	1.2	0	1	0	0	0	0	4.4
Butler	01/22/2023		11:33	1-3	.333	0-0	.000	0-0	.000	1	2	3	1.2	2	2	1	0	1	2	4.2
Xavier	01/25/2023		13:28	1-3	.333	1-3	.333	1-2	.500	0	2	2	1.3	1	0	1	0	0	4	4.2
at DePaul	01/31/2023		22:59	2-7	.286	1-4	.250	0-0	.000	0	0	0	1.2	3	1	1	0	0	5	4.3
at Georgetown	02/04/2023		16:09	1-4	.250	1-2	.500	0-0	.000	1	2	3	1.3	2	0	1	0	0	3	4.2
Marquette	02/07/2023		19:48	4-9	.444	3-6	.500	2-3	.667	0	0	0	1.2	0	0	1	0	0	13	4.6
at Creighton	02/11/2023		23:58	1-6	.167	0-3	.000	3-3	1.000	0	2	2	1.3	1	0	1	1	0	5	4.6
Seton Hall	02/18/2023		17:18	0-2	.000	0-1	.000	0-0	.000	0	0	0	1.2	1	0	0	0	1	0	4.4
Providence	02/22/2023		17:26	3-4	.750	3-3	1.000	0-0	.000	1	1	2	1.3	1	0	1	0	1	9	4.6
at St. John's (NY)	02/25/2023		19:14	3-6	.500	0-3	.000	2-2	1.000	1	1	2	1.3	2	1	0	1	1	8	4.7
Totals			8 527:07	48-140	.343	23-77	.299	17-21	.810	11	26	37	1.3	47	23	20	2	13	136	4.7

### Player Averages

Games Played	Minutes/game	Points/game	FG Pct	3FG Pct	FT Pct	Rebounds/game	Assists/game	Turnovers/game	Assist/Turnover ratio	Steals/game	Blocks/game
29	18.2	4.7	34.3	29.9	81.0	1.3	0.8	0.7	1.2	0.4	0.1



## Career Highs

### Points

32 vs. Tulane (1/5/22)

### Field Goals Made

11 vs. Tulane (1/5/22)

### Field Goals Attempted

19 (2x), UCF (1/18/22)

### Three-Pt. Field Goals Made

5 (4x), last vs. Oregon (N) (11/24/22)

### Three-Pt. Field Goals Attempted

10 vs. UCF (1/18/22)

### Free Throws Made

14 vs. Buffalo (XL) (11/15/22)

### Free Throws Attempted

17 vs. Buffalo (XL) (11/15/22)

### Rebounds

13 at Memphis (2/19/20)

### Assists

12 vs. Marquette (XL) (2/7/23)

### Steals

4 (3x), last vs. Alabama (N) (11/25/22)

### Blocks

2 vs. Creighton (GP) (1/7/23)

### Minutes

40 at Memphis (1/27/22)

## Season Highs

### Points

23 (2x), last vs. Xavier (GP) (1/25/23)

### Field Goals Made

7 vs. Oregon (N) (11/24/22)

### Field Goals Attempted

14 vs. Buffalo (XL) (11/15/22)

### Three-Pt. Field Goals Made

5 vs. Oregon (N) (11/24/22)

### Three-Pt. Field Goals Attempted

6 vs. Oregon (N) (11/24/22)

### Free Throws Made

14 vs. Buffalo (XL) (11/15/22)

### Free Throws Attempted

17 vs. Buffalo (XL) (11/15/22)

### Rebounds

10 (2x), last vs. Marquette (XL) (2/7/23)

### Assists

12 vs. Marquette (XL) (2/7/23)

### Steals

4 (2x), last vs. Alabama (N) (11/25/22)

### Blocks

2 vs. Creighton (GP) (1/7/23)

### Minutes

36 vs. Buffalo (XL) (11/15/22)

# 2- Tristen Newton

6-5 • 190 • Senior • Guard • El Paso, Texas (East Carolina University)

## Player Notes

- Started in UConn debut, playing 21 minutes, hitting 9 free throws, grabbed 6 rebounds, and handed out 3 assists in win over Stonehill.
- Recorded the 12th triple-double in UConn history with 22 points, 10 rebounds, 11 assists vs. Buffalo
- Season-high 23 points, with season-high 5 three-pointers, and 6 assists vs. Oregon
- Had 17 points, 7 assists in win over Georgetown
- Equaled season-high with 23 points, with 4 assists, vs. Xavier
- Had second straight 20-point game (21) with 3 assists and 3 steals at DePaul
- Had 15 points, 8 rebounds, 6 assists, 3 steals at Georgetown
- Had second triple-double of season (12-10-12) vs. Marquette

## Career at UConn

- Comes to UConn with two years of eligibility remaining after a three-year career at East Carolina.
- Only UConn player to ever have 2 triple-doubles in same season

## Career Stats

### NEWTON, Tristen

				Field Goals		3-Point		F-Throws		Rebounds											Scoring	
SEASON	TEAM	GP-GS	MIN/AVG	FG-FGA	FG%	3FG-3FGA	3FG%	FT-FTA	FT%	OFF	DEF	TOT	AVG	PF-FO	A	TO	BLK	STL	PTS	AVG		
2019-20	ECU	31-19	928/29.9	103-264	.390	33-102	.324	101-126	.802	16	123	139	4.5	62-1	114	59	10	37	340	11.0		
2020-21	ECU	17-16	533/31.3	49-141	.348	16-61	.262	34-38	.895	18	55	73	4.3	33-0	72	38	5	21	148	8.7		
2021-22	ECU	30-30	1040/34.7	165-379	.435	48-144	.333	152-173	.879	25	119	144	4.8	71-1	151	104	9	43	530	17.7		
2022-23	UConn	29-29	823/28.4	76-205	.371	31-90	.344	108-134	.806	31	91	122	4.2	55-0	130	70	8	33	291	10.0		
TOTAL FOR UConn		29-29	823/28.4	76-205	.371	31-90	.344	108-134	.806	31	91	122	4.2	55-0	130	70	8	33	291	10.0		
TOTAL		107-94	3324/31.1	393-989	.397	128-397	.322	395-471	.839	90	388	478	4.5	221-2	467	271	32	134	1309	12.2		

## 2022-23 Game By Game

### #2 NEWTON, Tristen

Opponent	Date	GS	MIN	Total		3-Pointers		Free throws		Rebounds				PF	A	TO	BLK	STL	PTS	AVG
				FG-FGA	PCT	3FG-3FGA	PCT	FT-FTA	PCT	OFF	DEF	TOT	AVG							
Stonehill	11/07/2022	*	21:14	0-5	.000	0-3	.000	9-12	.750	1	5	6	6.0	3	3	2	1	1	9	9.0
Boston U.	11/11/2022	*	31:40	4-10	.400	2-4	.500	1-2	.500	0	6	6	6.0	3	1	4	0	0	11	10.0
Buffalo	11/15/2022	*	35:50	4-14	.286	0-5	.000	14-17	.824	1	9	10	7.3	0	11	3	1	4	22	14.0
UNCW	11/18/2022	*	20:44	2-4	.500	0-1	.000	4-5	.800	1	2	3	6.3	3	4	0	0	0	8	12.5
Delaware St.	11/20/2022	*	19:21	2-4	.500	2-4	.500	0-1	.000	1	1	2	5.4	0	1	2	0	1	6	11.2
vs Oregon	11/24/2022	*	28:56	7-10	.700	5-6	.833	4-5	.800	0	4	4	5.2	1	6	0	0	2	23	13.2
vs Alabama	11/25/2022	*	34:17	1-6	.167	1-2	.500	6-6	1.000	1	3	4	5.0	3	8	1	1	4	9	12.6
vs Iowa St.	11/27/2022	*	26:40	3-6	.500	2-4	.500	5-6	.833	3	1	4	4.9	2	3	8	0	0	13	12.6
Oklahoma St.	12/01/2022	*	28:21	1-5	.200	0-2	.000	0-0	.000	1	1	2	4.6	2	1	2	0	2	2	11.4
at Florida	12/07/2022	*	31:12	2-6	.333	1-2	.500	0-0	.000	1	4	5	4.6	1	3	5	0	0	5	10.8
LIU	12/10/2022	*	25:55	0-5	.000	0-4	.000	2-2	1.000	0	2	2	4.4	1	7	2	0	1	2	10.0
at Butler	12/17/2022	*	32:06	1-7	.143	1-5	.200	2-2	1.000	1	7	8	4.7	1	3	2	1	0	5	9.6
Georgetown	12/20/2022	*	27:24	4-6	.667	2-4	.500	7-8	.875	0	2	2	4.5	1	7	2	0	1	17	10.2
Villanova	12/28/2022	*	20:47	0-2	.000	0-1	.000	6-6	1.000	0	1	1	4.2	3	4	1	0	0	6	9.9
at Xavier	12/31/2022	*	32:52	2-5	.400	2-3	.667	0-0	.000	2	5	7	4.4	4	7	4	1	1	6	9.6
at Providence	01/04/2023	*	33:59	3-11	.273	0-3	.000	0-1	.000	1	1	2	4.3	4	5	2	0	0	6	9.4
Creighton	01/07/2023	*	23:31	3-7	.429	2-3	.667	5-6	.833	1	3	4	4.2	2	1	0	2	1	13	9.6
at Marquette	01/11/2023	*	27:39	3-8	.375	1-5	.200	0-0	.000	0	3	3	4.2	2	2	1	0	0	7	9.4
St. John's (NY)	01/15/2023	*	18:17	0-1	.000	0-1	.000	0-2	.000	0	1	1	4.0	1	1	1	0	0	0	8.9
at Seton Hall	01/18/2023	*	29:07	2-5	.400	1-4	.250	6-6	1.000	1	2	3	4.0	2	4	3	0	1	11	9.1
Butler	01/22/2023	*	24:47	3-6	.500	0-1	.000	5-6	.833	0	4	4	4.0	2	2	2	0	1	11	9.1
Xavier	01/25/2023	*	34:38	6-12	.500	2-5	.400	9-11	.818	3	1	4	4.0	3	4	5	0	1	23	9.8
at DePaul	01/31/2023	*	33:24	6-12	.500	1-4	.250	8-8	1.000	0	0	0	3.8	2	3	0	0	3	21	10.3
at Georgetown	02/04/2023	*	33:09	6-14	.429	3-5	.600	0-2	.000	3	5	8	4.0	1	6	1	1	3	15	10.5
Marquette	02/07/2023	*	35:24	4-9	.444	1-2	.500	3-5	.600	3	7	10	4.2	3	12	5	0	2	12	10.5
at Creighton	02/11/2023	*	26:15	1-4	.250	0-1	.000	0-0	.000	0	0	0	4.0	1	4	3	0	0	2	10.2
Seton Hall	02/18/2023	*	18:43	1-4	.250	0-2	.000	4-4	1.000	1	2	3	4.0	3	2	4	0	0	6	10.0
Providence	02/22/2023	*	33:05	3-10	.300	1-2	.500	5-5	1.000	1	6	7	4.1	0	7	1	0	2	12	10.1
at St. John's (NY)	02/25/2023	*	33:30	2-7	.286	1-2	.500	3-6	.500	4	3	7	4.2	1	8	4	0	2	8	10.0
Totals		29	822:48	76-205	.371	31-90	.344	108-134	.806	31	91	122	4.2	55	130	70	8	33	291	10.0

### Player Averages

Games Played	Minutes/game	Points/game	FG Pct	3FG Pct	FT Pct	Rebounds/game	Assists/game	Turnovers/game	Assist/Turnover ratio	Steals/game	Blocks/game
29	28.4	10.0	37.1	34.4	80.6	4.2	4.5	2.4	1.9	1.1	0.3





## Career Highs

### Points

17 vs. Notre Dame (N) (11/24/21)

### Field Goals Made

5 (2x), last vs. Stonehill (XL) (11/7/22)

### Field Goals Attempted

12 vs. Northwestern State (12/21/21)

### Three-Pt. Field Goals Made

4 vs. Dallas Christian (12/27/21)

### Three-Pt. Field Goals Attempted

8 vs. Dallas Christian (12/27/21)

### Free Throws Made

8 vs. Alcorn (3/15/22)

### Free Throws Attempted

11 vs. Notre Dame (N), (11/24/21)

### Rebounds

7 vs. A&M Corpus Christi (11/14/21)

### Assists

7 vs. Stonehill (XL) (11/7/22)

### Steals

6 vs. New Orleans (11/29/20)

### Blocks

1 (15x), last vs. Seton Hall (GP) (2/18/23)

### Minutes

35 vs. Wofford (12/21/20)

## Season Highs

### Points

11 vs. Stonehill (XL) (11/7/22)

### Field Goals Made

5 vs. Stonehill (XL) (11/7/22)

### Field Goals Attempted

9 vs. Stonehill (XL) (11/7/22)

### Three-Pt. Field Goals Made

1 (6x), last vs. Butler (XL) (1/22/23)

### Three-Pt. Field Goals Attempted

4 vs. Iowa St. (N) (11/27/22)

### Free Throws Made

4 vs. Villanova (XL) (12/28/22)

### Free Throws Attempted

6 (2x), last vs. Villanova (XL) (12/28/22)

### Rebounds

5 vs. Stonehill (XL) (11/7/22)

### Assists

7 vs. Stonehill (XL) (11/7/22)

### Steals

4 vs. Villanova (XL) (12/28/22)

### Blocks

1 (5x), last vs. Seton Hall (GP) (2/18/23)

### Minutes

33 vs. Boston U. (GP) (11/11/22)

# 5 - Hassan Diarra

6-2 • 190 • Junior • Guard • Queens, N.Y. (Texas A&M University)

## Player Notes

- Came off the bench to hand out a career-high 7 assists to go with 11 points and 5 rebounds in the season opener vs. Stonehill.
- Made first start against Boston University and contributed 6 points and 6 assists
- Provided huge defensive spark off the bench in wins over Georgetown and Villanova (4 steals)
- Scored 8 points and had 3 assists in 14 minutes vs. Butler

## Career at UConn

- Comes to UConn with three years of eligibility remaining after two seasons at Texas A&M.

## Career Stats

### DIARRA, Hassan

				Field Goals		3-Point		F-Throws		Rebounds				Scoring						
SEASON	TEAM	GP-GS	MIN/AVG	FG-FGA	FG%	3FG-3FGA	3FG%	FT-FTA	FT%	OFF	DEF	TOT	AVG	PF-FO	A	TO	BLK	STL	PTS	AVG
2020-21	TA&M	18-6	354/19.7	36-103	.350	14-46	.304	19-30	.633	7	30	37	2.1	33-0	30	38	2	19	105	5.8
2021-22	TA&M	40-3	614/15.4	78-211	.370	34-105	.324	56-78	.718	7	64	71	1.8	54-0	56	52	8	28	246	6.2
2022-23	UConn	28-2	405/14.5	25-78	.321	7-34	.206	19-37	.514	12	29	41	1.5	40-0	57	33	6	25	76	2.7
TOTAL FOR UConn		28-2	405/14.5	25-78	.321	7-34	.206	19-37	.514	12	29	41	1.5	40-0	57	33	6	25	76	2.7
TOTAL		86-11	1374/16.0	139-392	.355	55-185	.297	94-145	.648	26	123	149	1.7	127-0	143	123	16	72	427	5.0

## 2022-23 Game By Game

### #5 DIARRA, Hassan

Opponent	Date	GS	MIN	Total		3-Pointers		Free throws		Rebounds				PF	A	TO	BLK	STL	PTS	AVG
				FG-FGA	PCT	3FG-3FGA	PCT	FT-FTA	PCT	OFF	DEF	TOT	AVG							
Stonehill	11/07/2022		27:21	5-9	.556	1-3	.333	0-2	.000	1	4	5	5.0	2	7	3	0	3	11	11.0
Boston U.	11/11/2022	*	33:25	1-3	.333	1-2	.500	3-6	.500	0	3	3	4.0	2	6	2	0	0	6	8.5
Buffalo	11/15/2022	*	16:25	1-3	.333	0-1	.000	1-2	.500	0	1	1	3.0	3	2	2	0	2	3	6.7
UNCW	11/18/2022		14:35	0-3	.000	0-0	.000	0-0	.000	1	1	2	2.8	3	3	3	0	0	0	5.0
Delaware St.	11/20/2022		21:25	1-2	.500	0-1	.000	1-2	.500	0	1	1	2.4	0	5	3	0	2	3	4.6
vs Oregon	11/24/2022		10:44	0-2	.000	0-2	.000	0-0	.000	2	2	4	2.7	2	1	0	0	0	0	3.8
vs Alabama	11/25/2022		14:47	0-2	.000	0-0	.000	2-2	1.000	0	1	1	2.4	1	2	0	1	1	2	3.6
vs Iowa St.	11/27/2022		15:11	2-6	.333	1-4	.250	2-3	.667	1	1	2	2.4	1	1	1	0	0	7	4.0
Oklahoma St.	12/01/2022		08:25	0-3	.000	0-1	.000	0-1	.000	0	1	1	2.2	0	0	1	0	0	0	3.6
at Florida	12/07/2022		13:17	0-1	.000	0-1	.000	0-0	.000	0	2	2	2.2	1	2	3	1	0	0	3.2
LIU	12/10/2022		13:58	1-5	.200	0-2	.000	0-0	.000	0	1	1	2.1	2	3	2	0	2	2	3.1
at Butler	12/17/2022		07:54	0-0	.000	0-0	.000	0-0	.000	0	2	2	2.1	1	1	0	0	1	0	2.8
Georgetown	12/20/2022		12:14	2-4	.500	1-3	.333	0-0	.000	0	0	0	1.9	1	2	0	1	1	5	3.0
Villanova	12/28/2022		20:24	1-3	.333	0-2	.000	4-6	.667	0	2	2	1.9	0	3	0	0	4	6	3.2
at Xavier	12/31/2022		12:04	2-3	.667	1-2	.500	0-0	.000	0	1	1	1.9	1	1	2	0	1	5	3.3
at Providence	01/04/2023		13:51	0-4	.000	0-0	.000	1-4	.250	2	0	2	1.9	3	0	0	0	1	1	3.2
Creighton	01/07/2023		16:29	0-3	.000	0-2	.000	0-0	.000	0	1	1	2.4	1	1	1	0	0	0	3.0
at Marquette	01/11/2023		06:32	1-1	1.000	0-0	.000	0-0	.000	0	0	0	1.7	1	1	1	0	0	2	2.9
St. John's (NY)	01/15/2023		19:42	1-4	.250	0-0	.000	2-3	.667	0	0	0	1.6	2	4	3	0	1	4	3.0
at Seton Hall	01/18/2023		15:02	1-3	.333	0-2	.000	0-0	.000	2	1	3	1.7	4	1	1	0	0	2	3.0
Butler	01/22/2023		14:03	3-3	1.000	1-1	1.000	1-2	.500	0	0	0	1.6	2	3	0	1	1	8	3.2
Xavier	01/25/2023		08:51	0-1	.000	0-0	.000	0-0	.000	0	1	1	1.6	1	0	0	1	0	0	3.0
at DePaul	01/31/2023		05:28	0-1	.000	0-1	.000	0-0	.000	0	0	0	1.5	1	0	1	0	0	0	2.9
at Georgetown	02/04/2023		05:10	1-1	1.000	0-0	.000	0-0	.000	0	0	0	1.5	0	0	2	0	0	2	2.9
Marquette	02/07/2023		07:19	0-2	.000	0-1	.000	0-0	.000	0	0	0	1.4	0	0	1	0	1	0	2.8
at Creighton	02/11/2023		17:01	1-2	.500	1-1	1.000	0-0	.000	2	1	3	1.5	1	2	1	0	2	3	2.8
Seton Hall	02/18/2023		24:16	1-3	.333	0-1	.000	2-4	.500	1	2	3	1.5	1	4	0	1	1	4	2.8
Providence	02/22/2023		09:21	0-1	.000	0-1	.000	0-0	.000	0	0	0	1.5	3	2	0	0	0	0	2.7
Totals			2 405:14	25-78	.321	7-34	.206	19-37	.514	12	29	41	1.5	40	57	33	6	25	76	2.7

### Player Averages

Games Played	Minutes/ game	Points/ game	FG Pct	3FG Pct	FT Pct	Rebounds/ game	Assists/ game	Turnovers/ game	Assist/Turnover ratio	Steals/ game	Blocks/ game
28	14.5	2.7	32.1	20.6	51.4	1.5	2.0	1.2	1.7	0.9	0.2



## Career Highs

### Points

6 vs. LIU (GP) (11/17/21)

### Field Goals Made

2 vs. Boston U. (GP) (11/11/22)

### Field Goals Attempted

3 vs. Boston U. (GP) (11/11/22)

### Three-Pt. Field Goals Made

--

### Three-Pt. Field Goals Attempted

1 vs. DePaul (MSG) (3/11/21)

### Free Throws Made

4 vs. LIU (GP) (11/17/21)

### Free Throws Attempted

6 vs. LIU (GP) (11/17/21)

### Rebounds

4 vs. LIU (GP) (11/17/21)

### Assists

2 vs. Boston U. (GP) (11/11/22)

### Steals

--

### Blocks

--

### Minutes

10.5 vs. Boston U. (GP) (11/11/22)

## Season Highs

### Points

5 vs. Boston U. (GP) (11/11/22)

### Field Goals Made

2 vs. Boston U. (GP) (11/11/22)

### Field Goals Attempted

3 vs. Boston U. (GP) (11/11/22)

### Three-Pt. Field Goals Made

--

### Three-Pt. Field Goals Attempted

--

### Free Throws Made

2 vs. UNCW (GP) (11/18/22)

### Free Throws Attempted

3 vs. Boston U. (GP) (11/11/22)

### Rebounds

3 vs. Buffalo (XL) (11/15/22)

### Assists

2 vs. Boston U. (GP) (11/11/22)

### Steals

--

### Blocks

--

### Minutes

10.5 vs. Boston U. (GP) (11/11/22)

# 13 - Richie Springs

6-9 • 235 • R-Junior • Forward • Brooklyn, N.Y. (MacDuffie School)

## Player Notes

- Saw action in season opener vs. Stonehill, grabbing 2 rebounds in the win.
- Played a career-high 10:25 against Boston University and scored 5 points.
- Played just over 4:00 vs. Buffalo and grabbed 3 rebounds
- Scored and handed out an assist vs. LIU
- Saw first BIG EAST action vs. Providence

## Career at UConn

- Fourth year at UConn
- Sat out 2019-20 season as an academic redshirt, but was allowed to practice with the Huskies, using the time to learn the UConn system.
- Had career-highs of 6 points and 4 rebounds vs. LIU in 2021-22.

## Career Stats

### SPRINGS, Richie

				Field Goals		3-Point		F-Throws		Rebounds								Scoring		
SEASON	TEAM	GP-GS	MIN/AVG	FG-FGA	FG%	3FG-3FGA	3FG%	FT-FTA	FT%	OFF	DEF	TOT	AVG	PF-FO	A	TO	BLK	STL	PTS	AVG
2020-21	UConn	5-0	12/2.5	2-3	.667	0-1	.000	1-2	.500	2	3	5	1.0	3-0	0	0	0	0	5	1.0
2021-22	UConn	8-0	28/3.5	3-7	.429	0-0	.000	4-6	.667	5	4	9	1.1	3-0	1	1	0	0	10	1.3
2022-23	UConn	11-0	30/2.7	4-7	.571	0-0	.000	3-5	.600	2	7	9	0.8	4-0	3	0	0	0	11	1.0
TOTAL		24-0	71/2.9	9-17	.529	0-1	.000	8-13	.615	9	14	23	1.0	10-0	4	1	0	0	26	1.1

## 2022-23 Game By Game

### #13 SPRINGS, Richie

Opponent	Date	GS	MIN	Total		3-Pointers		Free throws		Rebounds				Other Stats						
				FG-FGA	PCT	3FG-3FGA	PCT	FT-FTA	PCT	OFF	DEF	TOT	AVG	PF	A	TO	BLK	STL	PTS	AVG
Stonehill	11/07/2022		01:23	0-0	.000	0-0	.000	0-0	.000	0	2	2	2.0	0	0	0	0	0	0	0.0
Boston U.	11/11/2022		10:25	2-3	.667	0-0	.000	1-3	.333	1	0	1	1.5	2	2	0	0	0	5	2.5
Buffalo	11/15/2022		04:23	0-2	.000	0-0	.000	0-0	.000	1	2	3	2.0	1	0	0	0	0	0	1.7
UNCW	11/18/2022		01:25	1-1	1.000	0-0	.000	2-2	1.000	0	2	2	2.0	0	0	0	0	0	4	2.3
Delaware St.	11/20/2022		02:21	0-0	.000	0-0	.000	0-0	.000	0	0	0	1.6	0	0	0	0	0	0	1.8
vs Oregon	11/24/2022		02:43	0-0	.000	0-0	.000	0-0	.000	0	0	0	1.3	1	0	0	0	0	0	1.5
vs Alabama	11/25/2022		00:29	0-0	.000	0-0	.000	0-0	.000	0	0	0	1.1	0	0	0	0	0	0	1.3
at Florida	12/07/2022		01:04	0-0	.000	0-0	.000	0-0	.000	0	0	0	1.0	0	0	0	0	0	0	1.1
LIU	12/10/2022		04:25	1-1	1.000	0-0	.000	0-0	.000	0	1	1	1.0	0	1	0	0	0	2	1.2
Butler	01/22/2023		00:24	0-0	.000	0-0	.000	0-0	.000	0	0	0	0.9	0	0	0	0	0	0	1.1
Providence	02/22/2023		01:08	0-0	.000	0-0	.000	0-0	.000	0	0	0	0.8	0	0	0	0	0	0	1.0
Totals		0	30:11	4-7	.571	0-0	.000	3-5	.600	2	7	9	0.8	4	3	0	0	0	11	1.0

### Player Averages

Games Played	Minutes/game	Points/game	FG Pct	3FG Pct	FT Pct	Rebounds/game	Assists/game	Turnovers/game	Assist/Turnover ratio	Steals/game	Blocks/game
11	2.7	1.0	57.1	0.0	60.0	0.8	0.3	0.0	3.0	0.0	0.0





## Career Highs

### Points

31 vs. St. John's (XL) (1/15/23)

### Field Goals Made

9 vs. St. John's (XL) (1/15/23)

### Field Goals Attempted

18 at St. John's (MSG) (2/25/23)

### Three-Pt. Field Goals Made

6 vs. LIU (GP) (12/10/22)

### Three-Pt. Field Goals Attempted

11 (2x), last vs. Seton Hall (GP) (2/18/23)

### Free Throws Made

12 at DePaul (1/31/23)

### Free Throws Attempted

14 at DePaul (1/31/23)

### Rebounds

9 vs. Delaware St. (XL) (11/20/22)

### Assists

3 (4x), last at St. John's (MSG) (2/25/23)

### Steals

3 (2x), last at St. John's (MSG) (2/25/23)

### Blocks

3 vs. Michigan State (N) (11/25/21)

### Minutes

38 at DePaul (1/31/23)

## Season Highs

### Points

31 vs. St. John's (XL) (1/15/23)

### Field Goals Made

9 vs. St. John's (XL) (1/15/23)

### Field Goals Attempted

18 at St. John's (MSG) (2/25/23)

### Three-Pt. Field Goals Made

6 vs. LIU (GP) (12/10/22)

### Three-Pt. Field Goals Attempted

11 (2x), last vs. Seton Hall (GP) (2/18/23)

### Free Throws Made

12 at DePaul (1/31/23)

### Free Throws Attempted

14 at DePaul (1/31/23)

### Rebounds

9 vs. Delaware St. (XL) (11/20/22)

### Assists

3 (4x), last at St. John's (MSG) (2/25/23)

### Steals

3 at St. John's (MSG) (2/25/23)

### Blocks

2 (4x), last vs. Marquette (XL) (2/7/23)

### Minutes

38 at DePaul (1/31/23)

# 24 - Jordan Hawkins

6-5 • 195 • Sophomore • Guard • Gaithersburg, Md. (DeMatha Catholic)

## Player Notes

- Had 2 points and 3 rebounds in season opener before suffering a hard fall with 11:00 elapsed and sitting out the rest of the game.
- Returned to action vs. UNCW and scored career-high 20 points.
- Scored 16 in win over Alabama
- Scored career-high 26 points, including 5 three-pointers, vs. Oklahoma St.
- Had team-high 22 points and grabbed 7 rebounds in win over Villanova
- Had career-high 31 points vs. St. John's
- Had 28 points, 26 in the second half, including 5 three-pointers, vs. Xavier.
- Third straight 20-plus game with 5 rebounds at DePaul... missed a free throw, breaking a streak of 18 straight
- 12th 20-point game vs. St. John's

## Career at UConn

- Named to 2021-22 BIG EAST All-Freshman Team
- Named to BIG EAST Weekly Honor Roll on Dec. 5, 2022

## Career Stats

### HAWKINS, Jordan

				Field Goals		3-Point		F-Throws		Rebounds								Scoring		
SEASON	TEAM	GP-GS	MIN/AVG	FG-FGA	FG%	3FG-3FGA	3FG%	FT-FTA	FT%	OFF	DEF	TOT	AVG	PF-FO	A	TO	BLK	STL	PTS	AVG
2021-22	UConn	27-4	396/14.7	49-139	.353	27-81	.333	32-39	.821	12	41	53	2.0	28-0	14	26	9	9	157	5.8
2022-23	UConn	27-27	798/29.6	138-333	.414	80-205	.390	93-106	.877	29	79	108	4.0	65-1	38	41	16	23	449	16.6
TOTAL		54-31	1195/22.1	187-472	.396	107-286	.374	125-145	.862	41	120	161	3.0	93-1	52	67	25	32	606	11.2

## 2022-23 Game By Game

### #24 HAWKINS, Jordan

Opponent	Date	GS	MIN	Total		3-Pointers		Free throws		Rebounds				PF	A	TO	BLK	STL	PTS	AVG	
				FG-FGA	PCT	3FG-3FGA	PCT	FT-FTA	PCT	OFF	DEF	TOT	AVG								
Stonehill	11/07/2022	*	08:43	0-4	.000	0-3	.000	0-0	.000	2	1	3	3.0	0	2	1	1	0	0.0		
UNCW	11/18/2022	*	24:35	7-13	.538	5-8	.625	1-2	.500	0	1	1	2.0	0	2	2	0	2	10.0		
Delaware St.	11/20/2022	*	27:55	4-13	.308	3-10	.300	0-0	.000	0	9	9	4.3	1	3	1	2	0	11.0		
vs Oregon	11/24/2022	*	27:19	6-16	.375	5-14	.357	1-1	1.000	1	1	2	3.8	2	1	1	1	1	12.3		
vs Alabama	11/25/2022	*	26:29	5-10	.500	3-6	.500	3-4	.750	0	2	2	3.4	4	1	2	0	0	16.0		
vs Iowa St.	11/27/2022	*	05:33	1-4	.250	0-3	.000	0-0	.000	0	0	0	2.8	4	0	1	0	1	11.2		
Oklahoma St.	12/01/2022	*	35:36	6-13	.462	5-9	.556	9-12	.750	1	1	2	2.7	2	1	0	1	0	26.0		
at Florida	12/07/2022	*	34:05	5-12	.417	2-6	.333	3-3	1.000	0	4	4	2.9	2	3	2	0	2	15.0		
LIU	12/10/2022	*	22:36	7-11	.636	6-9	.667	2-2	1.000	1	2	3	2.9	3	2	0	0	1	22.0		
at Butler	12/17/2022	*	26:20	5-13	.385	2-5	.400	0-1	.000	1	2	3	2.9	3	0	0	0	0	12.0		
Georgetown	12/20/2022	*	32:38	5-15	.333	3-9	.333	2-2	1.000	1	2	3	2.9	2	3	0	0	1	15.0		
Villanova	12/28/2022	*	33:26	6-14	.429	4-11	.364	6-7	.857	1	6	7	3.3	4	0	2	1	2	22.0		
at Xavier	12/31/2022	*	32:34	3-9	.333	1-5	.200	4-7	.571	0	5	5	3.4	4	2	3	0	2	11.0		
at Providence	01/04/2023	*	33:02	5-14	.357	2-7	.286	3-3	1.000	5	1	6	3.6	3	2	0	0	1	15.0		
Creighton	01/07/2023	*	34:43	4-13	.308	3-7	.429	6-6	1.000	0	1	1	3.4	3	1	0	2	2	17.0		
at Marquette	01/11/2023	*	30:16	1-8	.125	1-4	.250	5-5	1.000	2	4	6	3.6	0	1	2	1	1	8.0		
St. John's (NY)	01/15/2023	*	37:13	9-16	.563	4-9	.444	9-9	1.000	3	2	5	3.6	3	2	7	0	1	31.0		
at Seton Hall	01/18/2023	*	33:39	4-8	.500	3-6	.500	2-2	1.000	0	6	6	3.8	1	2	1	0	2	13.0		
Butler	01/22/2023	*	28:19	7-14	.500	2-8	.250	4-5	.800	0	6	6	3.9	0	0	0	0	0	20.0		
Xavier	01/25/2023	*	36:32	8-16	.500	5-10	.500	7-7	1.000	2	2	4	3.9	5	1	3	1	0	28.0		
at DePaul	01/31/2023	*	38:08	6-11	.545	2-4	.500	12-14	.857	1	4	5	4.0	2	1	1	1	0	26.0		
at Georgetown	02/04/2023	*	35:06	4-13	.308	2-7	.286	0-0	.000	2	0	2	3.9	3	0	3	2	0	10.0		
Marquette	02/07/2023	*	28:34	6-11	.545	5-8	.625	3-3	1.000	0	6	6	4.0	4	0	2	2	0	20.0		
at Creighton	02/11/2023	*	26:06	4-13	.308	2-7	.286	1-1	1.000	4	0	4	4.0	4	1	0	0	1	11.0		
Seton Hall	02/18/2023	*	35:08	7-17	.412	3-11	.273	3-3	1.000	1	4	5	4.0	2	2	1	0	0	20.0		
Providence	02/22/2023	*	29:51	7-14	.500	3-9	.333	3-3	1.000	1	5	6	4.1	1	2	4	0	0	20.0		
at St. John's (NY)	02/25/2023	*	34:00	6-18	.333	4-10	.400	4-4	1.000	0	2	2	4.0	3	3	2	1	3	20.0		
Totals			27	798:26	138-333	.414	80-205	.390	93-106	.877	29	79	108	4.0	65	38	41	16	23	449	16.6

### Player Averages

Games Played	Minutes/ game	Points/ game	FG Pct	3FG Pct	FT Pct	Rebounds/ game	Assists/ game	Turnovers/ game	Assist/Turnover ratio	Steals/ game	Blocks/ game
27	29.6	16.6	41.4	39.0	87.7	4.0	1.4	1.5	0.9	0.9	0.6



## Career Highs

### Points

7 vs. Stonehill (XL) (11/7/22)

### Field Goals Made

2 (4x), last vs. Stonehill (XL) (11/7/22)

### Field Goals Attempted

5 vs. Grambling State (GP) (12/4/21)

### Three-Pt. Field Goals Made

1 vs. Grambling State (GP) (12/4/21)

### Three-Pt. Field Goals Attempted

2 vs. Coppin State (XL) 3(11/13/21)

### Free Throws Made

3 vs. Stonehill (XL) (11/7/22)

### Free Throws Attempted

3 vs. Stonehill (XL) (11/7/22)

### Rebounds

6 vs. Grambling State (GP) (12/4/21)

### Assists

1 vs. Butler (XL) (1/22/23)

### Steals

1 (2x), last at DePaul (1/31/23)

### Blocks

3 vs. Grambling State (GP) (12/4/21)

### Minutes

20 vs. Grambling St. (GP) (12/4/21)

## Season Highs

### Points

7 vs. Stonehill (Grambling State (GP) (12/4/21)

### Field Goals Made

2 vs. Stonehill (XL) (11/7/22)

### Field Goals Attempted

4 vs. Butler (XL) (1/22/23)

### Three-Pt. Field Goals Made

--

### Three-Pt. Field Goals Attempted

1 (2x), last at DePaul (1/31/23)

### Free Throws Made

3 vs. Stonehill (XL) (11/7/22)

### Free Throws Attempted

3 vs. Stonehill (XL) (11/7/22)

### Rebounds

3 vs. Stonehill (XL) (11/7/22)

### Assists

1 vs. Butler (XL) (1/22/23)

### Steals

1 at DePaul (1/31/23)

### Blocks

--

### Minutes

16 vs. Stonehill (XL) (11/7/22)

# 35 - Samson Johnson

6-10 • 215 • Sophomore • Forward • Lomé, Togo (The Patrick School)

## Player Notes

- Made first start of his career in season opener and contributed 7 points and 3 rebounds in 16 minutes.
- Right foot stress reaction has caused him to miss 19 games after season opener
- Returned to action on 1/22 vs. Butler

## Career at UConn

- High school teammate of UConn junior co-captain Adama Sanogo.
- Consensus Top 50 recruit.

## Career Stats

### JOHNSON, Samson

				Field Goals		3-Point		F-Throws		Rebounds										Scoring	
SEASON	TEAM	GP-GS	MIN/AVG	FG-FGA	FG%	3FG-3FGA	3FG%	FT-FTA	FT%	OFF	DEF	TOT	AVG	PF-FO	A	TO	BLK	STL	PTS	AVG	
2021-22	UConn	13-0	69/5.3	10-18	.556	1-5	.200	1-2	.500	8	6	14	1.1	15-0	0	2	3	1	22	1.7	
2022-23	UConn	4-1	30/7.6	4-8	.500	0-2	.000	3-3	1.000	5	1	6	1.5	4-0	1	2	0	1	11	2.8	
TOTAL		17-1	99/5.8	14-26	.538	1-7	.143	4-5	.800	13	7	20	1.2	19-0	1	4	3	2	33	1.9	

## 2021-22 Game By Game

### #35 JOHNSON, Samson

Opponent	Date	GS	MIN	Total		3-Pointers		Free throws		Rebounds				PF	A	TO	BLK	STL	PTS	AVG
				FG-FGA	PCT	3FG-3FGA	PCT	FT-FTA	PCT	OFF	DEF	TOT	AVG							
Stonehill	11/07/2022	*	16:19	2-2	1.000	0-0	.000	3-3	1.000	2	1	3	3.0	4	0	0	0	0	7	7.0
Butler	01/22/2023		06:30	1-4	.250	0-1	.000	0-0	.000	2	0	2	2.5	0	1	1	0	0	2	4.5
at DePaul	01/31/2023		05:14	1-2	.500	0-1	.000	0-0	.000	1	0	1	2.0	0	0	1	0	1	2	3.7
at Georgetown	02/04/2023		02:20	0-0	.000	0-0	.000	0-0	.000	0	0	0	1.5	0	0	0	0	0	0	2.8
Totals			1 30:23	4-8	.500	0-2	.000	3-3	1.000	5	1	6	1.5	4	1	2	0	1	11	2.8

### Player Averages

Games Played	Minutes/ game	Points/ game	FG Pct	3FG Pct	FT Pct	Rebounds/ game	Assists/ game	Turnovers/ game	Assist/Turnover ratio	Steals/ game	Blocks/ game
4	7.6	2.8	50.0	0.0	100.0	1.5	0.3	0.5	0.5	0.3	0.0



## Career Highs

### Points

19 vs. LIU (GP) (12/10/22)

### Field Goals Made

7 (2x), last vs. Providence (GP) (2/22/23)

### Field Goals Attempted

12 vs. Providence (GP) (2/22/23)

### Three-Pt. Field Goals Made

3 (8x), last vs. Marquette (XL) (2/7/23)

### Three-Pt. Field Goals Attempted

8 at Xavier (12/31/22)

### Free Throws Made

4 vs. St. John's (XL) (1/15/23)

### Free Throws Attempted

5 (2x), last vs. St. John's (XL) (1/15/23)

### Rebounds

8 (2x), last vs. Providence (GP) (2/22/23)

### Assists

5 at DePaul (1/31/23)

### Steals

2 (2x), last vs. Seton Hall (GP) (2/18/23)

### Blocks

3 vs. Buffalo (XL) (11/15/22)

### Minutes

38 vs. Iowa St. (N) (11/27/22)

## Season Highs

### Points

19 vs. LIU (GP) (12/10/22)

### Field Goals Made

7 (2x), last vs. Providence (GP) (2/22/23)

### Field Goals Attempted

12 vs. Providence (GP) (2/22/23)

### Three-Pt. Field Goals Made

3 (8x), last vs. Marquette (XL) (2/7/23)

### Three-Pt. Field Goals Attempted

8 at Xavier (12/31/22)

### Free Throws Made

4 vs. St. John's (XL) (1/15/23)

### Free Throws Attempted

5 (2x), last vs. St. John's (XL) (1/15/23)

### Rebounds

8 (2x), last vs. Providence (GP) (2/22/23)

### Assists

5 at DePaul (1/31/23)

### Steals

2 (2x), last vs. Seton Hall (GP) (2/18/23)

### Blocks

3 vs. Buffalo (XL) (11/15/22)

### Minutes

38 vs. Iowa St. (N) (11/27/22)

# 11 - Alex Karaban

6-8 • 210 • R-Freshman • Forward • Southborough, Mass. (IMG Academy)

## Player Notes

- In his college debut, came off the bench to play just shy of 30 minutes, recorded 13 points, 4 rebounds and 3 assists in the win over Stonehill.
- Made first start vs. Boston University
- Had career-highs of 19 points, 8 rebounds vs. LIU
- Had 15 points, 6 rebounds vs. Villanova
- Had 17 points, 7 rebounds at Marquette
- Had 16 points, 5 rebounds vs. St. John's, 15 points, 5 rebounds vs. Butler
- Two 3-pointers in final 3:00 clinched win at Georgetown
- Had 16 points, 8 rebounds vs. Providence

## Career at UConn

- Joined Huskies in second semester of 2021-22 as a redshirt. Practiced with team through second semester.
- Named to 2022 PKI All-Tournament Team
- Named BIG EAST Freshman of the Week five times

## Career Stats

### KARABAN, Alex

				Field Goals		3-Point		F-Throws		Rebounds								Scoring		
SEASON	TEAM	GP-GS	MIN/AVG	FG-FGA	FG%	3FG-3FGA	3FG%	FT-FTA	FT%	OFF	DEF	TOT	AVG	PF-FO	A	TO	BLK	STL	PTS	AVG
2022-23	UConn	29-28	833/28.7	96-208	.462	50-128	.391	32-39	.821	47	78	125	4.3	70-1	50	32	16	16	274	9.4
TOTAL		29-28	833/28.7	96-208	.462	50-128	.391	32-39	.821	47	78	125	4.3	70-1	50	32	16	16	274	9.4

## 2022-23 Game By Game

### #11 KARABAN, Alex

Opponent	Date	GS	MIN	Total		3-Pointers		Free throws		Rebounds				PF	A	TO	BLK	STL	PTS	AVG
				FG-FGA	PCT	3FG-3FGA	PCT	FT-FTA	PCT	OFF	DEF	TOT	AVG							
Stonehill	11/07/2022		29:35	4-10	.400	2-7	.286	3-4	.750	2	2	4	4.0	2	3	1	0	1	13	13.0
Boston U.	11/11/2022	*	23:50	3-5	.600	1-3	.333	3-5	.600	2	2	4	4.0	3	4	0	0	1	10	11.5
Buffalo	11/15/2022	*	32:56	4-8	.500	1-4	.250	1-2	.500	2	2	4	4.0	1	1	3	3	0	10	11.0
UNCW	11/18/2022	*	30:41	3-6	.500	3-6	.500	3-4	.750	1	4	5	4.3	1	2	1	1	0	12	11.3
Delaware St.	11/20/2022	*	22:15	3-5	.600	1-2	.500	3-3	1.000	0	1	1	3.6	4	2	1	0	0	10	11.0
vs Oregon	11/24/2022	*	24:58	2-5	.400	2-4	.500	0-0	.000	0	3	3	3.5	3	0	2	1	0	6	10.2
vs Alabama	11/25/2022	*	27:19	4-7	.571	2-3	.667	2-2	1.000	2	1	3	3.4	3	4	1	1	1	12	10.4
vs Iowa St.	11/27/2022	*	37:50	4-10	.400	2-6	.333	0-0	.000	3	1	4	3.5	1	1	2	0	0	10	10.4
Oklahoma St.	12/01/2022	*	36:49	1-4	.250	0-3	.000	2-2	1.000	0	6	6	3.8	4	1	1	1	1	4	9.7
at Florida	12/07/2022	*	11:46	1-3	.333	1-2	.500	0-0	.000	0	1	1	3.5	4	1	1	0	0	3	9.0
LIU	12/10/2022	*	20:57	7-9	.778	3-5	.600	2-2	1.000	3	5	8	3.9	2	2	1	1	0	19	9.9
at Butler	12/17/2022	*	29:01	2-10	.200	1-7	.143	0-0	.000	3	3	6	4.1	0	2	2	0	0	5	9.5
Georgetown	12/20/2022	*	22:14	3-6	.500	2-5	.400	0-0	.000	0	0	0	3.8	2	1	0	0	1	8	9.4
Villanova	12/28/2022	*	33:09	5-9	.556	3-7	.429	2-2	1.000	2	4	6	3.9	3	1	1	1	2	15	9.8
at Xavier	12/31/2022	*	20:18	2-9	.222	2-8	.250	0-0	.000	3	2	5	4.0	5	1	0	0	0	6	9.5
at Providence	01/04/2023	*	29:19	4-6	.667	3-5	.600	0-0	.000	2	3	5	4.1	4	1	3	0	0	11	9.6
Creighton	01/07/2023	*	32:34	1-3	.333	0-1	.000	0-0	.000	3	0	3	4.0	2	2	0	1	0	2	9.2
at Marquette	01/11/2023	*	33:54	6-11	.545	2-5	.400	3-3	1.000	3	4	7	4.2	3	1	0	1	0	17	9.6
St. John's (NY)	01/15/2023	*	37:10	5-11	.455	2-7	.286	4-5	.800	2	3	5	4.2	4	1	0	0	0	16	9.9
at Seton Hall	01/18/2023	*	32:40	3-9	.333	3-7	.429	0-0	.000	1	2	3	4.2	1	2	2	0	1	9	9.9
Butler	01/22/2023	*	30:27	5-9	.556	3-4	.750	2-2	1.000	1	4	5	4.2	1	1	0	0	1	15	10.1
Xavier	01/25/2023	*	35:15	2-5	.400	1-3	.333	0-1	.000	1	2	3	4.1	1	1	0	0	1	5	9.9
at DePaul	01/31/2023	*	20:25	1-3	.333	0-1	.000	2-2	1.000	0	4	4	4.1	4	5	1	1	0	4	9.7
at Georgetown	02/04/2023	*	28:36	4-10	.400	3-7	.429	0-0	.000	2	2	4	4.1	0	4	1	1	1	11	9.7
Marquette	02/07/2023	*	35:53	5-6	.833	3-4	.750	0-0	.000	1	3	4	4.1	1	2	2	0	1	13	9.8
at Creighton	02/11/2023	*	34:36	2-5	.400	1-3	.333	0-0	.000	2	3	5	4.2	2	1	1	0	0	5	9.7
Seton Hall	02/18/2023	*	30:33	2-7	.286	1-2	.500	0-0	.000	3	1	4	4.1	2	1	2	2	2	5	9.5
Providence	02/22/2023	*	30:07	7-12	.583	2-4	.500	0-0	.000	2	6	8	4.3	3	2	1	0	1	16	9.7
at St. John's (NY)	02/25/2023	*	18:09	1-5	.200	0-3	.000	0-0	.000	1	4	5	4.3	4	0	2	1	1	2	9.4
Totals			28 833:13	96-208	.462	50-128	.391	32-39	.821	47	78	125	4.3	70	50	32	16	16	274	9.4

### Player Averages

Games Played	Minutes/ game	Points/ game	FG Pct	3FG Pct	FT Pct	Rebounds/ game	Assists/ game	Turnovers/ game	Assist/Turnover ratio	Steals/ game	Blocks/ game
29	28.7	9.4	46.2	39.1	82.1	4.3	1.7	1.1	1.6	0.6	0.6



## Career Highs

### Points

21 vs. LIU (GP) (12/10/22)

### Field Goals Made

10 vs. LIU (GP) (12/10/22)

### Field Goals Attempted

11 at Marquette (1/11/23)

### Three-Pt. Field Goals Made

--

### Three-Pt. Field Goals Attempted

1 vs. Oregon (N) (11/24/22)

### Free Throws Made

5 vs. Iowa St. (N) (11/27/22)

### Free Throws Attempted

8 at Providence (1/4/23)

### Rebounds

11 (2x), last at Providence (1/4/23)

### Assists

2 (3x), last at Georgetown (2/4/23)

### Steals

2 (3x), last at Marquette (1/11/23)

### Blocks

5 (2x), last at St. John's (MSG) (2/25/23)

### Minutes

21 (2x), last at Marquette (1/11/23)

## Season Highs

### Points

21 vs. LIU (GP) (12/10/22)

### Field Goals Made

10 vs. LIU (GP) (12/10/22)

### Field Goals Attempted

11 at Marquette (1/11/23)

### Three-Pt. Field Goals Made

--

### Three-Pt. Field Goals Attempted

1 vs. Oregon (N) (11/24/22)

### Free Throws Made

5 vs. Iowa St. (N) (11/27/22)

### Free Throws Attempted

8 at Providence (1/4/23)

### Rebounds

11 (2x), last at Providence (1/4/23)

### Assists

2 (3x), last at Georgetown (2/4/23)

### Steals

2 (3x), last at Marquette (1/11/23)

### Blocks

5 (2x), last at St. John's (MSG) (2/25/23)

### Minutes

21 (2x), last at Marquette (1/11/23)

# 32 - Donovan Clingan

7-2 • 265 • Freshman • Center • Bristol, Conn. (Bristol Central HS)

## Player Notes

- Made an impact in his debut in the season opener with 9 points, 7 rebounds, and 4 blocks in just over 18 minutes against Stonehill.
- First career double-double with 15 points, 10 rebounds vs. Iowa State
- Equaled career-high with 16 points and added 8 rebounds at Florida
- Career-high 21 points on 10-of-10 shooting, and 11 rebounds vs. LIU
- Third double-double with 12 points, 11 rebounds at Providence
- Second 20-point game with 20 points, 10 rebounds at Marquette
- Equaled season-high with 5 blocks vs. St. John's at MSG

## Career at UConn

- Two-time Connecticut State High School Player of the Year.
- Named MVP of 2022 PKI Tournament after double-double in championship game
- Named BIG EAST Freshman of the Week twice

## Career Stats

### CLINGAN, Donovan

				Field Goals		3-Point		F-Throws		Rebounds								Scoring		
SEASON	TEAM	GP-GS	MIN/AVG	FG-FGA	FG%	3FG-3FGA	3FG%	FT-FTA	FT%	OFF	DEF	TOT	AVG	PF-FO	A	TO	BLK	STL	PTS	AVG
2022-23	UConn	29-0	386/13.3	89-135	.659	0-1	.000	39-76	.513	73	101	174	6.0	57-0	13	31	56	13	217	7.5
TOTAL		29-0	386/13.3	89-135	.659	0-1	.000	39-76	.513	73	101	174	6.0	57-0	13	31	56	13	217	7.5

## 2022-23 Game By Game

### #32 CLINGAN, Donovan

Opponent	Date	GS	MIN	Total		3-Pointers		Free throws		Rebounds				PF	A	TO	BLK	STL	PTS	AVG	
				FG-FGA	PCT	3FG-3FGA	PCT	FT-FTA	PCT	OFF	DEF	TOT	AVG								
Stonehill	11/07/2022		18:28	4-6	.667	0-0	.000	1-2	.500	3	4	7	7.0	3	0	2	4	0	9	9.0	
Boston U.	11/11/2022		11:57	3-5	.600	0-0	.000	4-6	.667	4	2	6	6.5	2	1	1	2	0	10	9.5	
Buffalo	11/15/2022		18:26	5-5	1.000	0-0	.000	1-2	.500	3	5	8	7.0	3	0	2	2	1	11	10.0	
UNCW	11/18/2022		12:09	1-1	1.000	0-0	.000	0-0	.000	1	5	6	6.8	2	0	1	2	0	2	8.0	
Delaware St.	11/20/2022		16:05	7-9	.778	0-0	.000	2-5	.400	2	3	5	6.4	1	0	0	3	2	16	9.6	
vs Oregon	11/24/2022		19:09	4-10	.400	0-1	.000	1-3	.333	4	4	8	6.7	3	2	0	4	2	9	9.5	
vs Alabama	11/25/2022		10:47	2-2	1.000	0-0	.000	0-0	.000	1	4	5	6.4	2	0	1	1	1	4	8.7	
vs Iowa St.	11/27/2022		18:28	5-6	.833	0-0	.000	5-7	.714	4	6	10	6.9	2	0	1	0	0	15	9.5	
Oklahoma St.	12/01/2022		07:13	0-2	.000	0-0	.000	2-4	.500	2	0	2	6.3	2	0	0	0	0	2	8.7	
at Florida	12/07/2022		19:26	8-9	.889	0-0	.000	0-0	.000	3	5	8	6.5	3	0	1	3	1	16	9.4	
LIU	12/10/2022		15:17	10-10	1.000	0-0	.000	1-3	.333	4	7	11	6.9	0	0	0	2	1	21	10.5	
at Butler	12/17/2022		09:10	2-2	1.000	0-0	.000	0-0	.000	2	6	8	7.0	2	1	3	1	0	4	9.9	
Georgetown	12/20/2022		09:27	1-2	.500	0-0	.000	0-0	.000	0	4	4	6.8	2	1	1	2	0	2	9.3	
Villanova	12/28/2022		13:59	2-4	.500	0-0	.000	2-2	1.000	0	1	1	6.4	0	0	0	1	0	6	9.1	
at Xavier	12/31/2022		07:05	2-3	.667	0-0	.000	0-0	.000	0	2	2	6.1	0	2	1	1	0	4	8.7	
at Providence	01/04/2023		20:43	4-4	1.000	0-0	.000	4-8	.500	2	9	11	6.4	4	0	1	4	1	12	8.9	
Creighton	01/07/2023		07:49	1-3	.333	0-0	.000	2-3	.667	2	1	3	6.2	3	0	0	2	0	4	8.6	
at Marquette	01/11/2023		21:06	8-11	.727	0-0	.000	4-6	.667	3	7	10	6.4	2	0	1	5	2	20	9.3	
St. John's (NY)	01/15/2023		09:08	0-0	.000	0-0	.000	0-0	.000	0	5	5	6.3	4	0	3	1	0	0	8.8	
at Seton Hall	01/18/2023		11:30	3-8	.375	0-0	.000	1-2	.500	3	3	6	6.3	4	0	3	2	0	7	8.7	
Butler	01/22/2023		13:59	2-2	1.000	0-0	.000	0-4	.000	2	2	4	6.2	0	1	1	0	1	4	8.5	
Xavier	01/25/2023		06:49	1-2	.500	0-0	.000	0-2	.000	1	2	3	6.0	2	0	1	1	0	2	8.2	
at DePaul	01/31/2023		19:12	1-2	.500	0-0	.000	3-4	.750	5	4	9	6.2	2	0	0	3	0	5	8.0	
at Georgetown	02/04/2023		10:46	1-3	.333	0-0	.000	0-0	.000	1	1	2	6.0	2	2	0	1	0	2	7.8	
Marquette	02/07/2023		10:09	1-3	.333	0-0	.000	2-5	.400	7	1	8	6.1	0	1	0	1	0	4	7.6	
at Creighton	02/11/2023		07:12	2-5	.400	0-0	.000	0-0	.000	4	3	7	6.1	1	0	2	1	0	4	7.5	
Seton Hall	02/18/2023		15:02	3-4	.750	0-0	.000	0-2	.000	3	3	6	6.1	1	0	3	1	0	6	7.4	
Providence	02/22/2023		12:21	2-5	.400	0-0	.000	3-4	.750	2	1	3	6.0	2	1	1	1	0	7	7.4	
at St. John's (NY)	02/25/2023		13:24	4-7	.571	0-0	.000	1-2	.500	5	1	6	6.0	3	1	1	5	1	9	7.5	
Totals			0	386:15	89-135	.659	0-1	.000	39-76	.513	73	101	174	6.0	57	13	31	56	13	217	7.5

### Player Averages

Games Played	Minutes/ game	Points/ game	FG Pct	3FG Pct	FT Pct	Rebounds/ game	Assists/ game	Turnovers/ game	Assist/Turnover ratio	Steals/ game	Blocks/ game
29	13.3	7.5	65.9	0.0	51.3	6.0	0.4	1.1	0.4	0.4	1.9





## Career Highs

### Points

2 (2x), last vs. Boston U. (GP) (11/11/22)

### Field Goals Made

1 vs. Boston U. (GP) (11/11/22)

### Field Goals Attempted

2 vs. Boston U. (GP) (11/11/22)

### Three-Pt. Field Goals Made

--

### Three-Pt. Field Goals Attempted

--

### Free Throws Made

2 vs. Stonehill (XL) (11/7/22)

### Free Throws Attempted

2 vs. Stonehill (XL) (11/7/22)

### Rebounds

2 vs. LIU (GP) (12/10/22)

### Assists

1 vs. LIU (GP) (12/10/22)

### Steals

1 vs. LIU (GP) (12/10/22)

### Blocks

--

### Minutes

3.5 vs. LIU (GP) (12/10/22)

## Season Highs

### Points

2 (2x), last vs. Boston U. (GP) (11/11/22)

### Field Goals Made

1 vs. Boston U. (GP) (11/11/22)

### Field Goals Attempted

2 vs. Boston U. (GP) (11/11/22)

### Three-Pt. Field Goals Made

--

### Three-Pt. Field Goals Attempted

--

### Free Throws Made

2 vs. Stonehill (XL) (11/7/22)

### Free Throws Attempted

2 vs. Stonehill (XL) (11/7/22)

### Rebounds

2 vs. LIU (GP) (12/10/22)

### Assists

1 vs. LIU (GP) (12/10/22)

### Steals

1 vs. LIU (GP) (12/10/22)

### Blocks

--

### Minutes

3.5 vs. LIU (GP) (12/10/22)

# 33 - Apostolos Roumoglou

6-7 • 205 • Freshman • Guard • Xanthi, Greece (Arion, Xanthi)

## Player Notes (2022-23)

- Made college debut in season opener against Stonehill , hit 2 free throws and grabbed 1 rebound.
- Scored first field goal in win over Boston University
- Saw playing time vs. Buffalo, UNCW, Delaware St., Oregon, Alabama, Florida
- Had 2 rebounds, 1 assist and 1 steal vs. LIU
- Saw first BIG EAST action against St. John's

## Career at UConn

- Late arrival to UConn in early September

## Career Stats

### ROUMOGLOU, Apostolos

				Field Goals		3-Point		F-Throws		Rebounds								Scoring		
SEASON	TEAM	GP-GS	MIN/AVG	FG-FGA	FG%	3FG-3FGA	3FG%	FT-FTA	FT%	OFF	DEF	TOT	AVG	PF-FO	A	TO	BLK	STL	PTS	AVG
2022-23	UConn	12-0	20/1.6	1-3	.333	0-0	.000	2-2	1.000	1	4	5	0.4	4-0	1	2	0	1	4	0.3
TOTAL		12-0	20/1.6	1-3	.333	0-0	.000	2-2	1.000	1	4	5	0.4	4-0	1	2	0	1	4	0.3

## 2022-23 Game By Game

### #33 ROUMOGLOU, Apostolos

Opponent	Date	GS	MIN	Total		3-Pointers		Free throws		Rebounds				PF	A	TO	BLK	STL	PTS	AVG
				FG-FGA	PCT	3FG-3FGA	PCT	FT-FTA	PCT	OFF	DEF	TOT	AVG							
Stonehill	11/07/2022		01:28	0-0	.000	0-0	.000	2-2	1.000	1	0	1	1.0	0	0	0	0	0	2	2.0
Boston U.	11/11/2022		02:21	1-2	.500	0-0	.000	0-0	.000	0	1	1	1.0	0	0	0	0	0	2	2.0
Buffalo	11/15/2022		00:35	0-0	.000	0-0	.000	0-0	.000	0	0	0	0.7	0	0	0	0	0	0	1.3
UNCW	11/18/2022		02:23	0-0	.000	0-0	.000	0-0	.000	0	0	0	0.5	0	0	1	0	0	0	1.0
Delaware St.	11/20/2022		02:16	0-0	.000	0-0	.000	0-0	.000	0	0	0	0.4	1	0	0	0	0	0	0.8
vs Oregon	11/24/2022		01:56	0-0	.000	0-0	.000	0-0	.000	0	1	1	0.5	0	0	1	0	0	0	0.7
vs Alabama	11/25/2022		00:29	0-0	.000	0-0	.000	0-0	.000	0	0	0	0.4	0	0	0	0	0	0	0.6
at Florida	12/07/2022		00:45	0-0	.000	0-0	.000	0-0	.000	0	0	0	0.4	1	0	0	0	0	0	0.5
LIU	12/10/2022		03:24	0-0	.000	0-0	.000	0-0	.000	0	2	2	0.6	1	1	0	0	1	0	0.4
St. John's (NY)	01/15/2023		00:57	0-0	.000	0-0	.000	0-0	.000	0	0	0	0.5	0	0	0	0	0	0	0.4
Butler	01/22/2023		02:36	0-1	.000	0-0	.000	0-0	.000	0	0	0	0.5	1	0	0	0	0	0	0.4
at DePaul	01/31/2023		00:26	0-0	.000	0-0	.000	0-0	.000	0	0	0	0.4	0	0	0	0	0	0	0.3
Totals			0 19:36	1-3	.333	0-0	.000	2-2	1.000	1	4	5	0.4	4	1	2	0	1	4	0.3

### Player Averages

Games Played	Minutes/game	Points/game	FG Pct	3FG Pct	FT Pct	Rebounds/game	Assists/game	Turnovers/game	Assist/Turnover ratio	Steals/game	Blocks/game
12	1.6	0.3	33.3	0.0	100.0	0.4	0.1	0.2	0.5	0.1	0.0



Career Highs

Points  
--  
Field Goals Made  
--  
Field Goals Attempted  
1 (2x) last vs. Butler (XL) (1/22/23)  
Three-Pt. Field Goals Made  
--  
Three-Pt. Field Goals Attempted  
1 vs. Delaware St. (XL) (11/20/22)  
Free Throws Made  
--  
Free Throws Attempted  
--  
Rebounds  
1 vs. Butler (XL) (1/22/23)  
Assists  
--  
Steals  
--  
Blocks  
1 vs. Stonehill (XL) (11/7/22)  
Minutes  
1.5 vs. Stonehill (XL) (11/7/22)

Season Highs

Points  
--  
Field Goals Made  
--  
Field Goals Attempted  
1 (2x) last vs. Butler (XL) (1/22/23)  
Three-Pt. Field Goals Made  
--  
Three-Pt. Field Goals Attempted  
1 vs. Delaware St. (XL) (11/20/22)  
Free Throws Made  
--  
Free Throws Attempted  
--  
Rebounds  
1 vs. Butler (XL) (1/22/23)  
Assists  
--  
Steals  
--  
Blocks  
1 vs. Stonehill (XL) (11/7/22)  
Minutes  
1.5 vs. Stonehill (XL) (11/7/22)

30 - Yarín Hassón

6-9 • 180 • Freshman • Forward • Gan Yavne, Israel (Gimnasia Realit)

Player Notes (2022-23)

- Made first college appearance in season-opening win against Stonehill and had 1 blocked shot.
- Saw action against Boston University.
- Had first shot attempt, a three-pointer, vs. Delaware St.
- Saw action vs. LIU
- Saw first BIG EAST action vs. Butler

Career at UConn

- Fifth player from Israel to play for UConn.
- Member of Israeli U18 National Team

Career Stats

HASSON, Yarin																				
				Field Goals		3-Point		F-Throws		Rebounds								Scoring		
SEASON	TEAM	GP-GS	MIN/AVG	FG-FGA	FG%	3FG-3FGA	3FG%	FT-FTA	FT%	OFF	DEF	TOT	AVG	PF-FO	A	TO	BLK	STL	PTS	AVG
2022-23	UConn	7-0	8/1.2	0-2	.000	0-1	.000	0-0	.000	1	0	1	0.1	3-0	0	0	1	0	0	0.0
TOTAL		7-0	8/1.2	0-2	.000	0-1	.000	0-0	.000	1	0	1	0.1	3-0	0	0	1	0	0	0.0

2022-23 Game By Game

#30 HASSON, Yarin																				
Opponent	Date	GS	MIN	Total		3-Pointers		Free throws		Rebounds				PF		A				
				FG-FGA	PCT	3FG-3FGA	PCT	FT-FTA	PCT	OFF	DEF	TOT	AVG	A	TO	BLK	STL	PTS	AVG	
Stonehill	11/07/2022		01:23	0-0	.000	0-0	.000	0-0	.000	0	0	0	0.0	1	0	0	1	0	0	0.0
Boston U.	11/11/2022		01:00	0-0	.000	0-0	.000	0-0	.000	0	0	0	0.0	1	0	0	0	0	0	0.0
UNCW	11/18/2022		00:58	0-0	.000	0-0	.000	0-0	.000	0	0	0	0.0	0	0	0	0	0	0	0.0
Delaware St.	11/20/2022		00:54	0-1	.000	0-1	.000	0-0	.000	0	0	0	0.0	0	0	0	0	0	0	0.0
vs Oregon	11/24/2022		00:52	0-0	.000	0-0	.000	0-0	.000	0	0	0	0.0	0	0	0	0	0	0	0.0
LIU	12/10/2022		02:15	0-0	.000	0-0	.000	0-0	.000	0	0	0	0.0	1	0	0	0	0	0	0.0
Butler	01/22/2023		00:46	0-1	.000	0-0	.000	0-0	.000	1	0	1	0.1	0	0	0	0	0	0	0.0
Totals		0	08:08	0-2	.000	0-1	.000	0-0	.000	1	0	1	0.1	3	0	0	1	0	0	0.0

Player Averages														Games Played	Minutes/game	Points/game	FG Pct	3FG Pct	FT Pct	Rebounds/game	Assists/game	Turnovers/game	Assist/Turnover ratio	Steals/game	Blocks/game
														7	1.2	0.0	0.0	0.0	0.0	0.1	0.0	0.0	0.0	0.0	0.1





## Career Highs

### Points

3 vs. DePaul (MSG) (3/11/21)

### Field Goals Made

1 (2x), last vs. LIU (GP) (12/10/22)

### Field Goals Attempted

1 (5x), last vs. LIU (GP) (12/10/22)

### Three-Pt. Field Goals Made

1 vs. DePaul (MSG) (3/11/21)

### Three-Pt. Field Goals Attempted

1 (3x), last vs. Stonehill (XL) (11/7/22)

### Free Throws Made

--

### Free Throws Attempted

--

### Rebounds

1 (2x), last vs. Georgetown (GP) (1/25/22)

### Assists

--

### Steals

1 vs. LIU (GP) (12/10/22)

### Blocks

--

### Minutes

3 (3x), last vs. LIU (GP) (12/10/22)

## Season Highs

### Points

2 vs. LIU (GP) (12/10/22)

### Field Goals Made

1 vs. LIU (GP) (12/10/22)

### Field Goals Attempted

1 (3x), last vs. LIU (GP) (12/10/22)

### Three-Pt. Field Goals Made

--

### Three-Pt. Field Goals Attempted

1 vs. Stonehill (XL) (11/7/22)

### Free Throws Made

--

### Free Throws Attempted

--

### Rebounds

--

### Assists

--

### Steals

1 vs. LIU (GP) (12/10/22)

### Blocks

--

### Minutes

3 vs. LIU (GP) (12/10/22)

# 20 - Andrew Hurley

6-1 • 170 • Junior • Guard • Glastonbury, Conn. (East Catholic HS)

## Player Notes (2022-23)

- Made appearance in season-opening win over Stonehill, attempted one 3-pointer
- Saw action against Boston University
- Had shot attempt vs. Delaware St.
- Scored first points of season on steal and breakaway layup vs. LIU
- Saw first BIG EAST action of season vs. Butler

## Career at UConn

- Named to 2020-21 BIG EAST All-Academic Team.
- Took 1 shot as a freshman and hit a three-pointer vs. DePaul in BIG EAST Tournament.

## Career Stats

### HURLEY, Andrew

				Field Goals		3-Point		F-Throws		Rebounds									Scoring	
SEASON	TEAM	GP-GS	MIN/AVG	FG-FGA	FG%	3FG-3FGA	3FG%	FT-FTA	FT%	OFF	DEF	TOT	AVG	PF-FO	A	TO	BLK	STL	PTS	AVG
2020-21	UConn	4-0	6/1.4	1-1	1.000	1-1	1.000	0-0	.000	0	0	0	0.0	0-0	0	0	0	0	3	0.8
2021-22	UConn	6-0	11/1.8	0-2	.000	0-2	.000	0-0	.000	0	2	2	0.3	1-0	0	0	0	0	0	0.0
2022-23	UConn	8-0	11/1.4	1-4	.250	0-1	.000	0-0	.000	0	0	0	0.0	0-0	0	1	0	1	2	0.3
TOTAL		18-0	27/1.5	2-7	.286	1-4	.250	0-0	.000	0	2	2	0.1	1-0	0	1	0	1	5	0.3

## 2022-23 Game By Game

### #20 HURLEY, Andrew

Opponent	Date	GS	MIN	Total		3-Pointers		Free throws		Rebounds				PF	A	TO	BLK	STL	PTS	AVG
				FG-FGA	PCT	3FG-3FGA	PCT	FT-FTA	PCT	OFF	DEF	TOT	AVG							
Stonehill	11/07/2022		01:23	0-1	.000	0-1	.000	0-0	.000	0	0	0	0.0	0	0	0	0	0	0	0.0
Boston U.	11/11/2022		01:38	0-0	.000	0-0	.000	0-0	.000	0	0	0	0.0	0	0	0	0	0	0	0.0
UNCW	11/18/2022		01:29	0-0	.000	0-0	.000	0-0	.000	0	0	0	0.0	0	0	0	0	0	0	0.0
Delaware St.	11/20/2022		01:12	0-1	.000	0-0	.000	0-0	.000	0	0	0	0.0	0	0	0	0	0	0	0.0
vs Oregon	11/24/2022		00:52	0-0	.000	0-0	.000	0-0	.000	0	0	0	0.0	0	0	0	0	0	0	0.0
at Florida	12/07/2022		00:45	0-0	.000	0-0	.000	0-0	.000	0	0	0	0.0	0	0	0	0	0	0	0.0
LIU	12/10/2022		02:52	1-2	.500	0-0	.000	0-0	.000	0	0	0	0.0	0	0	1	0	1	2	0.3
Butler	01/22/2023		01:10	0-0	.000	0-0	.000	0-0	.000	0	0	0	0.0	0	0	0	0	0	0	0.3
Totals		0	11:21	1-4	.250	0-1	.000	0-0	.000	0	0	0	0.0	0	0	1	0	1	2	0.3

### Player Averages

Games Played	Minutes/game	Points/game	FG Pct	3FG Pct	FT Pct	Rebounds/game	Assists/game	Turnovers/game	Assist/Turnover ratio	Steals/game	Blocks/game
8	1.4	0.3	25.0	0.0	0.0	0.0	0.0	0.1	0.0	0.1	0.0



## 2 vs. LIU (GP) (12/10/22)

## Season Highs

## Minutes

2 vs. LIU (GP) (12/10/22)

## 40 - Andre Johnson Jr.

**6-4 • 160 • Freshman • Bristol, Conn. (South Kent School)**

### Player Notes (2022-23)

- Made first appearance in season-opening victory over Stonehill.
- Saw action vs. Boston University, UNCW and Delaware St.
- Had first shot attempt, a three-pointer, vs. LIU
- Saw first BIG EAST action vs. Butler

## Career at UConn

- Preferred walk-on for the 2022-23 season.

## Career Stats

**JOHNSON JR., Andre**

				Field Goals		3-Point		F-Throws		Rebounds								Scoring		
SEASON	TEAM	GP-GS	MIN/AVG	FG-FGA	FG%	3FG-3FGA	3FG%	FT-FTA	FT%	OFF	DEF	TOT	AVG	PF-FO	A	TO	BLK	STL	PTS	AVG
2022-23	UConn	7-0	8/1.2	0-1	.000	0-1	.000	0-0	.000	0	0	0	0.0	0-0	0	0	0	0	0	0.0
TOTAL		7-0	8/1.2	0-1	.000	0-1	.000	0-0	.000	0	0	0	0.0	0-0	0	0	0	0	0	0.0

## 2022-23 Game By Game

**#40 JOHNSON JR., Andre**

Opponent	Date	GS	MIN	Total		3-Pointers		Free throws		Rebounds				PF		A TO		BLK	STL	PTS	AVG
				FG-FGA	PCT	3FG-3FGA	PCT	FT-FTA	PCT	OFF	DEF	TOT	AVG								
Stonehill	11/07/2022		00:53	0-0	.000	0-0	.000	0-0	.000	0	0	0	0.0	0	0	0	0	0	0	0	0.0
Boston U.	11/11/2022		01:00	0-0	.000	0-0	.000	0-0	.000	0	0	0	0.0	0	0	0	0	0	0	0	0.0
UNCW	11/18/2022		01:29	0-0	.000	0-0	.000	0-0	.000	0	0	0	0.0	0	0	0	0	0	0	0	0.0
Delaware St.	11/20/2022		00:54	0-0	.000	0-0	.000	0-0	.000	0	0	0	0.0	0	0	0	0	0	0	0	0.0
vs Oregon	11/24/2022		00:52	0-0	.000	0-0	.000	0-0	.000	0	0	0	0.0	0	0	0	0	0	0	0	0.0
LIU	12/10/2022		02:15	0-1	.000	0-1	.000	0-0	.000	0	0	0	0.0	0	0	0	0	0	0	0	0.0
Butler	01/22/2023		00:46	0-0	.000	0-0	.000	0-0	.000	0	0	0	0.0	0	0	0	0	0	0	0	0.0
Totals		0	08:09	0-1	.000	0-1	.000	0-0	.000	0	0	0	0.0	0	0	0	0	0	0	0	0.0

### Player Averages

[illegible]



## Season Highs

1 (5x), last vs. LIU (GP) (12/10/22)

**6-3 • 155 • Freshman • Guard • Brooklyn, N.Y. (Montverde Academy)**

- Made first appearance in season-opening win over Stonehill.
- Also saw action vs. Boston University, UNCW, Delaware St., Oregon and LIU
- Saw first BIG EAST action vs. Butler

## Career Stats

				Field Goals		3-Point		F-Throws		Rebounds									Scoring	
SEASON	TEAM	GP-GS	MIN/AVG	FG-FGA	FG%	3FG-3FGA	3FG%	FT-FTA	FT%	OFF	DEF	TOT	AVG	PF-FO	A	TO	BLK	STL	PTS	AVG
2022-23	UConn	7-0	6/0.9	0-0	.000	0-0	.000	0-0	.000	0	0	0	0.0	0-0	0	0	0	0	0	0.0
TOTAL		7-0	6/0.9	0-0	.000	0-0	.000	0-0	.000	0	0	0	0.0	0-0	0	0	0	0	0	0.0

## 2022-23 Game By Game

Opponent	Date	GS	MIN	Total		3-Pointers		Free throws		Rebounds				PF	A	TO	BLK	STL	PTS	AVG
				FG	PCT	3FG	3FGA	PCT	FT	FTA	PCT	OFF	DEF							
Stonehill	11/07/2022		00:23	0-0	.000	0-0	.000	0-0	.000	0	0	0	0.0	0	0	0	0	0	0.0	
Boston U.	11/11/2022		01:00	0-0	.000	0-0	.000	0-0	.000	0	0	0	0.0	0	0	0	0	0	0.0	
UNCW	11/18/2022		00:58	0-0	.000	0-0	.000	0-0	.000	0	0	0	0.0	0	0	0	0	0	0.0	
Delaware St.	11/20/2022		00:54	0-0	.000	0-0	.000	0-0	.000	0	0	0	0.0	0	0	0	0	0	0.0	
vs Oregon	11/24/2022		00:52	0-0	.000	0-0	.000	0-0	.000	0	0	0	0.0	0	0	0	0	0	0.0	
LIU	12/10/2022		01:20	0-0	.000	0-0	.000	0-0	.000	0	0	0	0.0	0	0	0	0	0	0.0	
Butler	01/22/2023		00:46	0-0	.000	0-0	.000	0-0	.000	0	0	0	0.0	0	0	0	0	0	0.0	
Totals		0	06:13	0-0	.000	0-0	.000	0-0	.000	0	0	0	0.0	0	0	0	0	0	0.0	

## Player Averages

[illegible]