

2018 UCONN FOOTBALL

MEDIA GUIDE

AMERICAN CONFERENCE FOOTBALL MEDIA DAYS
JULY 23-24 | NEWPORT, R.I.

R-JR. | OL
MATT PEART

HEAD COACH
RANDY EDSALL

JR. | WR
DONOVAN
WILLIAMS

R-JR. | LB
MARSHÉ
TERRY





UNIVERSITY OF CONNECTICUT FAST FACTS

Location: Storrs, Connecticut 06269
 Founded: 1881
 Number of Schools and Colleges: 14
 Undergraduate Branches: Avery Point, Hartford, Stamford,
 Waterbury
 Off Campus Professional Schools: Law, Medicine,
 Social Work, Dental Medicine
 Total Enrollment: 32,027
 Undergraduate at Storrs: 19,324
 Total Undergraduate: 23,630
 Graduate/Professional Students: 8,397
 President: Dr. Susan Herbst

DIVISION OF ATHLETICS FAST FACTS

Director of Athletics: David Benedict
 Division of Athletics Address: 2095 Hillside Road, U-1173
 Storrs, CT 06269-1173
 Athletics Phone: (860) 486-2725
 Athletics Website: UConnHuskies.com
 Varsity Sports: 24

Women's (13): Basketball, Cross Country, Field Hockey, Ice Hockey, Lacrosse, Rowing, Soccer, Softball, Swimming and Diving, Tennis, Indoor Track and Field, Outdoor Track and Field, Volleyball
 Men's (11): Baseball, Basketball, Cross Country, Football, Golf, Ice Hockey, Soccer, Swimming and Diving, Tennis, Indoor Track and Field, Outdoor Track and Field



UConn FOOTBALL FAST FACTS

Colors: National Flag Blue and White
 Nicknames: Huskies, UConn
 Affiliation: Football Bowl Subdivision
 Conference: American Athletic Conference, East Division
 Stadium: Pratt & Whitney Stadium At Rentschler Field
 Playing Surface: Natural Grass
 2017 Record..... 3-9, 2-6 American
 Football Office Address: 505 Jim Calhoun Way
 Storrs, CT 06269-3204
 Football Office Phone: (860) 486-2718
 Football Office FAX: (860) 486-2197
 Head Coach Randy Edsall
 Alma Mater Syracuse '80, '82
 Overall College Coaching Record.....96-104 (17)
 Record At UConn74-70 (12)

UConn FOOTBALL STAFF

Randy EdsallHead Coach
 Terry RichardsonAssistant Head Coach/Running Backs
 Billy Crocker Defensive Coordinator
 John Dunn Offensive Coordinator
 Eddie Allen..... Special Teams Coordinator
 Curome CoxDefensive Backs
 Dennis Dottin CarterDefensive Line
 Corey EdsallTight Ends
 Frank Giufre..... Offensive Line
 Aaron Smith..... Wide Receivers
 Jon Wholley..... Linebackers
 Ryan Steinberg.....Director of Football Operations
 Eric Klein..... Director of Football Strength and Conditioning
 Michael Zyskowski.....Director of Player Personnel
 Mike Moysenko Offensive Quality Control
 Kyle WeissDefensive Quality Control Coach
 Andy Baylock..... Director of Football Alumni/Community Affairs
 Rebecca DunstanDirector of Football Office Administration
 David Harris.....Recruiting Assistant
 Robert DownesRecruiting Assistant
 Ben Abitz..... Offensive Graduate Assistant
 Ben Chapman Offensive Graduate Assistant
 Matt Robinson Defensive Graduate Assistant

2018 UConn Football Schedule

Date	Opponent	Location	Time	TV
Thu., Aug. 30	vs.UCF	Pratt and Whitney Stadium, East Hartford, Conn.	7 p.m.	ESPNU
Sat., Sep. 8	at Boise State	Boise, Idaho	10:15 p.m.	ESPN2/U
Sat., Sep. 15	vs. Rhode Island	Pratt and Whitney Stadium, East Hartford, Conn.	12 p.m.	SNY
Sat., Sep. 22	atSyracuse	Syracuse, N.Y.	TBD	TBD
Sat., Sep. 29	vs. Cincinnati *	Pratt and Whitney Stadium, East Hartford, Conn.	TBD	TBD
Sat., Oct. 6	at Memphis *	Memphis, Tenn.	TBD	TBD
Sat., Oct. 20	at USF *	Tampa, Fla.	TBD	TBD
Sat., Oct. 27	vs.UMass	Pratt and Whitney Stadium, East Hartford, Conn.	TBD	TBD
Sat., Nov. 3	at Tulsa *	Tulsa, Okla.	TBD	TBD
Sat., Nov. 10	vs. SMU *	Pratt and Whitney Stadium, East Hartford, Conn.	TBD	TBD
Sat., Nov. 17	at ECU *	Greenville, N.C.	TBD	TBD
Sat., Nov. 24	vs. Temple *	Pratt and Whitney Stadium, East Hartford, Conn.	TBD	TBD

* - American Athletic Conference Opponent | All Times Eastern and Subject to Change



2018 ALPHABETICAL ROSTER

2018 UCONN FOOTBALL

No.	Name	Ht.	Wt.	Pos.	Cl.	Hometown/Last School/High School/Prep School
96	James Atkins	6-5	275	DL	r-Sr.	Saugus, Mass./Blair Academy (N.J.)
16	Malik Banks	6-1	193	LB	Fr.	Hockessin, Del./Howard HS of Technology
38	Lavarey Banton			LB	Fr.	Hartford, Conn./Hartford Public HS
2	Tyraiq Beals	6-0	190	WR	Sr.	East Orange, N.J./East Orange
43	Darrian Beavers	6-3	235	LB	So.	Cincinnati, Ohio/Colerain
28	Quimonei Bell-Hunter	6-1	190	DB	r-Fr.	Marcellus, N.Y./Marcellus HS
12	Brandon Bisack	6-5	219	QB	r-Jr.	Fairfield, Conn./Warde
28	Dante Black	5-10	200	RB	Fr.	Lilburn, Ga./Brookwood HS
60	Ben Bonvicini	6-1	314	OL	r-Jr.	Torrington, Conn./Torrington
95	Noel Brouse	6-5	271	DL	r-So.	Slatington, Pa./Parkland
47	Santana Sterling	6-0	226	LB	Sr.	Chandler, Ariz./Mesa Community College
3	Garrison Burnett	5-10	179	WR	r-Fr.	Washington, D.C./Maret School
26	Kyle Buss	6-1	181	WR	Sr.	New Berlin, N.Y./Robert Morris
78	Ian Campbell	6-5	295	OL	r-Jr.	Pompton Plains, N.J./Pequannock
39	Ryan Carroll	6-1	180	DB	Fr.	Temple Hills, Md./Potomac HS
73	Brendan Casey			OL	Fr.	Fairfield, Conn./St. Luke's HS
67	Brian Cespedes	6-7	299	OL	r-Jr.	New London, Conn./New London
35	Jarrell Chaney	6-1	190	DB	r-Fr.	Albany, N.Y./Albany
25	Tyler Coyle	6-1	205	DB	r-So.	Windsor, Conn./Windsor
63	Ryan Crozier	6-4	294	OL	r-Sr.	Plantation, Fla./St. Thomas Aquinas
9	Tyler Davis	6-4	243	TE	r-Jr.	North Bellmore, N.Y./Mepham
70	Cam DeGeorge	6-6	290	OL	r-So.	Lynnfield, Mass./Lynnfield
93	Pierce DeVaughn	6-4	230	DL	Fr.	Plano, Texas/Prestonwood Christian HS
23	Keyion Dixon	6-3	190	WR	r-So.	Glastonbury, Conn./Glastonbury HS
82	Mason Donaldson	6-2	203	WR	r-So.	Allentown, Pa./Salisbury Township
8	Jalon Ferrell	6-2	177	S	Fr.	Miami, Fla./Miami Killian Senior HS
69	Ryan Fines			DL	r-Jr.	Bradenton, Fla./Univ. of Miami
27	Omar Fortt	6-1	189	LB	So.	Stamford, Conn./St. Luke's High School
88	Connor Freeborn	6-5	265	DL	r-Jr.	Wilmington, Del./Salesianum School
42	T.J. Gardner	6-2	236	LB	r-Fr.	Windsor, Conn./Windsor
46	AJ Garson	6-7	213	DL	r-So.	Palm Beach Gardens, Fla./Oxbridge Academy
36	Khyon Gillespie	5-11	175	RB	Fr.	Hartford, Conn./Capital Prep Magnet School
45	Ryan Gilmartin	5-11	225	LB	r-So.	Weddington, N.C./Charlotte Christian Academy
81	Brett Graham	6-3	195	P	r-So.	State College, Pa./State College Area
6	Eddie Hahn	6-3	214	LB	r-So.	Port Monmouth, N.J./Red Bank Catholic
87	Cameron Hairston	6-2	175	WR	r-Fr.	Lee's Summit, Mo./Lee's Summit North
49	Clayton Harris			K	Fr.	Havre de Grace HS
64	Christian Haynes	6-4	295	OL	Fr.	Bowie, Md./Bowie HS
14	Tahj Herring-Wilson	6-1	190	DB	r-So.	Hartford, Conn./Suffield Academy
90	Zordan Holman	6-5	251	TE	r-Jr.	Portland, Maine/Cheverus
54	Robert Holmes	6-3	316	OL	r-Fr.	West Palm Beach, Fla./Oxbridge Academy
11	Nate Hopkins	6-1	213	RB	r-So.	Flower Mound, Texas/Marcus
55	Stanley Hubbard III	6-3	292	OL	r-Fr.	Chevy Chase, D.C./St. John's College
92	Noah Iden			K	Fr.	North Kingstown, R.I./North Kingstown HS
84	Elijah Jeffreys	6-4	190	WR	Fr.	Somerville, Mass./Somerville HS
48	Kevon Jones	6-2	230	LB	Fr.	East Hartford, Conn./East Hartford HS
57	Travis Jones	6-4	350	DL	Fr.	New Haven, Conn./Wilbur Cross HS
53	Brian Keating	6-0	227	LS	So.	Darien, Conn./Darien
20	Robert P. King III	6-0	182	DB	r-Fr.	Philadelphia, Pa./Father Judge
4	Steven Krajewski	6-4	205	QB	Fr.	Moultrie, Ga./Colquitt County HS

2018 ALPHABETICAL ROSTER



2018 UCONN FOOTBALL

No.	Name	Ht.	Wt.	Pos.	Cl.	Hometown/Last School/High School/Prep School
32	Shamel Lazarus	6-2	170	DB	Fr.	Jamaica, Queens, N.Y./Erasmus Hall
56	Nino Leone	6-6	310	OL	r-So.	Middleton, Mass./Pingree School
21	Jeremy Lucien	6-2	180	DB	Fr.	Moore Township, Pa./Choate Rosemary Hall
99	Luke Magliozzi	6-3	197	P	r-Fr.	Westmeadows, Australia/Essendon Keilor
80	Heron Maurisseau	5-10	168	WR	Fr.	Mastic Beach, N.Y./St. Anthony's HS
1	Hergy Mayala	6-2	204	WR	Sr.	Montreal, Que./Trinity Pawling (N.Y.)
17	Jordan McAfee	6-4	220	QB	r-Fr.	Everett, Mass./Everett
8	Aaron McLean	6-5	221	TE	Sr.	Southborough, Mass./St. Mark's
34	Kevin Mensah	5-9	195	RB	So.	Worcester, Mass./Shepherd Hill Regional High School
59	Andrew Migliaccio	6-3	275	DL	r-So.	Granby, Conn./Granby Memorial
85	Justin Morehead	6-0	176	WR	So.	New Haven, Conn./Notre Dame-West Haven HS
29	Jordan Morrison	6-1	190	DB	Fr.	Hamilton, N.J./Steinert-Hamilton East HS
94	Kevin Murphy	6-1	290	DL	r-Jr.	West Chester, Pa./West Chester East
76	Harrison Newman	6-3	271	OL	r-So.	West Hartford, Conn./Hall
50	Dylan Niedrowski	6-4	280	OL	Fr.	Reading, Pa./Exeter Township HS
30	Donevin O'Reilly	5-9	191	RB	r-Jr.	Glastonbury, Conn./Glastonbury HS
62	Noel Ofori-Nyadu	6-2	285	OL	Fr.	Arlington, Texas/Timberview
58	Philippe Okounam	6-5	282	DL	r-Jr.	Chateaugay, Que./St. Paul School (N.H.)
18	Abiola Olaniyan	6-1	186	DB	r-Fr.	Woodberry Forest, Va./Woodberry Forest
97	Jonathan Pace	6-5	260	DL	Fr.	Boston, Mass./St. Sebastian's School
24	Keyshawn Paul	6-0	170	DB	Fr.	Miami, Fla./Miami Jackson HS
65	Matt Peart	6-7	301	OL	r-Jr.	Bronx, N.Y./Governor's Academy (Mass.)
75	Tenzin Pharchesur			DL	Fr.	Lexington, Mass./Lexington HS
5	David Pindell	6-0	195	QB	Sr.	Columbia, Md./Lackawanna (Pa.) College
46	Anthony Repollet			LB	Fr.	Hamden, Conn./Hamden Hall Country Day HS
31	Oneil Robinson II	6-2	177	DB	Fr.	Hartford, Conn./Capital Prep Magnet School
51	Peter Rooney Jr.	6-5	282	OL	Fr.	Atlanta, Ga./The Westminister Schools
91	Jay Rose	6-3	242	TE	So.	Southington, Conn./Southington
10	Zavier Scott	6-1	205	RB	r-Fr.	Fort Hood, Texas/Vilseck HS (Germany)
66	Jeffrey Sidebotham	6-2	213	LS	r-So.	Brookfield, Conn./Brookfield
19	Quayvon Skanes	5-11	179	WR	r-So.	Chicago, Ill./Wendall Phillips Academy
92	Carlton Steer	6-2	263	DL	Sr.	East Hartford, Conn./Central Connecticut State
47	Justin Bryant			LB	Fr.	Bridgewater, N.J./Bridgewater-Raritan HS
44	Ian Swenson	6-1	197	DB	r-Fr.	Wilmette, Ill./Loyola Academy
40	Michael Tarbutt	6-0	190	K	r-Jr.	Grimsby, Ont./Canisius
41	Marshé Terry	6-4	220	LB	r-Jr.	Columbus, N.J./North Burlington
52	Caleb Thomas	6-0	280	DL	r-Fr.	Mansfield, Texas/Mansfield
22	Eli Thomas	6-1	218	LB	r-Jr.	Elmira, N.Y./Lackawanna College
71	James Tunstall	6-6	305	OL	r-Fr.	Indian Head, Md./Lackey
13	Messiah Turner	6-1	198	DB	Fr.	Tampa, Fla./Tampa Catholic HS
98	Lwal Uguak	6-4	245	DL	Fr.	Edmonton, AB/Harry Ainlay HS
74	Ryan Van Demark	6-7	282	OL	So.	Princeton, N.J./The Hun School
83	TJ Vernieri	6-1	174	WR	r-Jr.	Long Valley, N.J./West Morris
61	Douglas Wardlaw			OL	Fr.	New Haven, Conn./Union College
7	Marvin Washington	6-1	202	QB	r-Fr.	Orlando, Fla./Dr. Phillips
33	Hunter Webb	6-2	210	LB	Fr.	Montoursville, Pa./Loyalsock Twp HS
15	Donovan Williams	6-4	218	WR	Jr.	Dumfries, Va./C.D. Hylton
37	Kyle Williams	5-7	174	DB	Jr.	Hamden, Conn./Hamden Hall
49	Rhakim Williams	6-1	225	LB	r-So.	Worcester, Mass./Doherty Memorial
38	Jeff Woodcock	6-0	226	LB	r-Sr.	Middletown, Conn./Middletown HS



2018 NUMERICAL ROSTER

2018 UCONN FOOTBALL

No.	Name	Ht.	Wt.	Pos.	Cl.	Hometown/Last School/High School/Prep School
1	Hergy Mayala	6-2	204	WR	Sr.	Montreal, Que./Trinity Pawling (N.Y.)
2	Tyraiq Beals	6-0	190	WR	Sr.	East Orange, N.J./East Orange
3	Garrison Burnett	5-10	179	WR	r-Fr.	Washington, D.C./Maret School
4	Steven Krajewski	6-4	205	QB	Fr.	Moultrie, Ga./Colquitt County HS
5	David Pindell	6-0	195	QB	Sr.	Columbia, Md./Lackawanna (Pa.) College
6	Eddie Hahn	6-3	214	LB	r-So.	Port Monmouth, N.J./Red Bank Catholic
7	Marvin Washington	6-1	202	QB	r-Fr.	Orlando, Fla./Dr. Phillips
8	Aaron McLean	6-5	221	TE	Sr.	Southborough, Mass./St. Mark's
8	Jalon Ferrell	6-2	177	S	Fr.	Miami, Fla./Miami Killian Senior HS
9	Tyler Davis	6-4	243	TE	r-Jr.	North Bellmore, N.Y./Mephram
10	Zavier Scott	6-1	205	RB	r-Fr.	Fort Hood, Texas/Vilseck HS (Germany)
11	Nate Hopkins	6-1	213	RB	r-So.	Flower Mound, Texas/Marcus
12	Brandon Bisack	6-5	219	QB	r-Jr.	Fairfield, Conn./Warde
13	Messiah Turner	6-1	198	DB	Fr.	Tampa, Fla./Tampa Catholic HS
14	Tahj Herring-Wilson	6-1	190	DB	r-So.	Hartford, Conn./Suffield Academy
15	Donovan Williams	6-4	218	WR	Jr.	Dumfries, Va./C.D. Hylton
16	Malik Banks	6-1	193	LB	Fr.	Hockessin, Del./Howard HS of Technology
17	Jordan McAfee	6-4	220	QB	r-Fr.	Everett, Mass./Everett
18	Abiola Olaniyan	6-1	186	DB	r-Fr.	Woodberry Forest, Va./Woodberry Forest
19	Quayvon Skanes	5-11	179	WR	r-So.	Chicago, Ill./Wendall Phillips Academy
20	Robert P. King III	6-0	182	DB	r-Fr.	Philadelphia, Pa./Father Judge
21	Jeremy Lucien	6-2	180	DB	Fr.	Moore Township, Pa./Choate Rosemary Hall
22	Eli Thomas	6-1	218	LB	r-Jr.	Elmira, N.Y./Lackawanna College
23	Keyion Dixon	6-3	190	WR	r-So.	Glastonbury, Conn./Glastonbury HS
24	Keyshawn Paul	6-0	170	DB	Fr.	Miami, Fla./Miami Jackson HS
25	Tyler Coyle	6-1	205	DB	r-So.	Windsor, Conn./Windsor
26	Kyle Buss	6-1	181	WR	Sr.	New Berlin, N.Y./Robert Morris
27	Omar Fortt	6-1	189	LB	So.	Stamford, Conn./St. Luke's High School
28	Quimonei Bell-Hunter	6-1	190	DB	r-Fr.	Marcellus, N.Y./Marcellus HS
28	Dante Black	5-10	200	RB	Fr.	Lilburn, Ga./Brookwood HS
29	Jordan Morrison	6-1	190	DB	Fr.	Hamilton, N.J./Steinert-Hamilton East HS
30	Donevin O'Reilly	5-9	191	RB	r-Jr.	Glastonbury, Conn./Glastonbury HS
31	Oneil Robinson II	6-2	177	DB	Fr.	Hartford, Conn./Capital Prep Magnet School
32	Shamel Lazarus	6-2	170	DB	Fr.	Jamaica, Queens, N.Y./Erasmus Hall
33	Hunter Webb	6-2	210	LB	Fr.	Montoursville, Pa./Loyalsock Twp HS
34	Kevin Mensah	5-9	195	RB	So.	Worcester, Mass./Shepherd Hill Regional High School
35	Jarrell Chaney	6-1	190	DB	r-Fr.	Albany, N.Y./Albany
36	Khyon Gillespie	5-11	175	RB	Fr.	Hartford, Conn./Capital Prep Magnet School
37	Kyle Williams	5-7	174	DB	Jr.	Hamden, Conn./Hamden Hall
38	Lavarey Banton			LB	Fr.	Hartford, Conn./Hartford Public HS
38	Jeff Woodcock	6-0	226	LB	r-Sr.	Middletown, Conn./Middletown HS
39	Ryan Carroll	6-1	180	DB	Fr.	Temple Hills, Md./Potomac HS
40	Michael Tarbutt	6-0	190	K	r-Jr.	Grimsby, Ont./Canisius
41	Marshé Terry	6-4	220	LB	r-Jr.	Columbus, N.J./North Burlington
42	T.J. Gardner	6-2	236	LB	r-Fr.	Windsor, Conn./Windsor
43	Darrian Beavers	6-3	235	LB	So.	Cincinnati, Ohio/Colerain
44	Ian Swenson	6-1	197	DB	r-Fr.	Wilmette, Ill./Loyola Academy
45	Ryan Gilmartin	5-11	225	LB	r-So.	Weddington, N.C./Charlotte Christian Academy
46	Anthony Repollet			LB	Fr.	Hamden, Conn./Hamden Hall Country Day HS
46	AJ Garson	6-7	213	DL	r-So.	Palm Beach Gardens, Fla./Oxbridge Academy

2018 NUMERICAL ROSTER



2018 UCONN FOOTBALL

No.	Name	Ht.	Wt.	Pos.	Cl.	Hometown/Last School/High School/Prep School
47	Santana Sterling	6-0	226	LB	Sr.	Chandler, Ariz./Mesa Community College
47	Justin Bryant			LB	Fr.	Bridgewater, N.J./Bridgewater-Raritan HS
48	Kevon Jones	6-2	230	LB	Fr.	East Hartford, Conn./East Hartford HS
49	Clayton Harris			K	Fr.	Havre de Grace HS
49	Rhakim Williams	6-1	225	LB	r-So.	Worcester, Mass./Doherty Memorial
50	Dylan Niedrowski	6-4	280	OL	Fr.	Reading, Pa./Exeter Township HS
51	Peter Rooney Jr.	6-5	282	OL	Fr.	Atlanta, Ga./The Westminster Schools
52	Caleb Thomas	6-0	280	DL	r-Fr.	Mansfield, Texas/Mansfield
53	Brian Keating	6-0	227	LS	So.	Darien, Conn./Darien
54	Robert Holmes	6-3	316	OL	r-Fr.	West Palm Beach, Fla./Oxbridge Academy
55	Stanley Hubbard III	6-3	292	OL	r-Fr.	Chevy Chase, D.C./St. John's College
56	Nino Leone	6-6	310	OL	r-So.	Middleton, Mass./Pingree School
57	Travis Jones	6-4	350	DL	Fr.	New Haven, Conn./Wilbur Cross HS
58	Philippe Okounam	6-5	282	DL	r-Jr.	Chateaugay, Que./St. Paul School (N.H.)
59	Andrew Migliaccio	6-3	275	DL	r-So.	Granby, Conn./Granby Memorial
60	Ben Bonvicini	6-1	314	OL	r-Jr.	Torrington, Conn./Torrington
61	Douglas Wardlaw			OL	Fr.	New Haven, Conn./Union College
62	Noel Ofori-Nyadu	6-2	285	OL	Fr.	Arlington, Texas/Timberview
63	Ryan Crozier	6-4	294	OL	r-Sr.	Plantation, Fla./St. Thomas Aquinas
64	Christian Haynes	6-4	295	OL	Fr.	Bowie, Md./Bowie HS
65	Matt Peart	6-7	301	OL	r-Jr.	Bronx, N.Y./Governor's Academy (Mass.)
66	Jeffrey Sidebotham	6-2	213	LS	r-So.	Brookfield, Conn./Brookfield
67	Brian Cespedes	6-7	299	OL	r-Jr.	New London, Conn./New London
69	Ryan Fines			DL	r-Jr.	Bradenton, Fla./Univ. of Miami
70	Cam DeGeorge	6-6	290	OL	r-So.	Lynnfield, Mass./Lynnfield
71	James Tunstall	6-6	305	OL	r-Fr.	Indian Head, Md./Lackey
73	Brendan Casey			OL	Fr.	Fairfield, Conn./St. Luke's HS
74	Ryan Van Demark	6-7	282	OL	So.	Princeton, N.J./The Hun School
75	Tenzin Pharchesur			DL	Fr.	Lexington, Mass./Lexington HS
76	Harrison Newman	6-3	271	OL	r-So.	West Hartford, Conn./Hall
78	Ian Campbell	6-5	295	OL	r-Jr.	Pompton Plains, N.J./Pequannock
80	Heron Maurisseau	5-10	168	WR	Fr.	Mastic Beach, N.Y./St. Anthony's HS
81	Brett Graham	6-3	195	P	r-So.	State College, Pa./State College Area
82	Mason Donaldson	6-2	203	WR	r-So.	Allentown, Pa./Salisbury Township
83	TJ Vernieri	6-1	174	WR	r-Jr.	Long Valley, N.J./West Morris
84	Elijah Jeffreys	6-4	190	WR	Fr.	Somerville, Mass./Somerville HS
85	Justin Morehead	6-0	176	WR	So.	New Haven, Conn./Notre Dame-West Haven HS
87	Cameron Hairston	6-2	175	WR	r-Fr.	Lee's Summit, Mo./Lee's Summit North
88	Connor Freeborn	6-5	265	DL	r-Jr.	Wilmington, Del./Salesianum School
90	Zordan Holman	6-5	251	TE	r-Jr.	Portland, Maine/Cheverus
91	Jay Rose	6-3	242	TE	So.	Southington, Conn./Southington
92	Noah Iden			K	Fr.	North Kingstown, R.I./North Kingstown HS
92	Carlton Steer	6-2	263	DL	Sr.	East Hartford, Conn./Central Connecticut State
93	Pierce DeV Vaughn	6-4	230	DL	Fr.	Plano, Texas/Prestonwood Christian HS
94	Kevin Murphy	6-1	290	DL	r-Jr.	West Chester, Pa./West Chester East
95	Noel Brouse	6-5	271	DL	r-So.	Slatington, Pa./Parkland
96	James Atkins	6-5	275	DL	r-Sr.	Saugus, Mass./Blair Academy (N.J.)
97	Jonathan Pace	6-5	260	DL	Fr.	Boston, Mass./St. Sebastian's School
98	Lwal Uguak	6-4	245	DL	Fr.	Edmonton, AB/Harry Ainlay HS
99	Luke Magliozzi	6-3	197	P	r-Fr.	Westmeadows, Australia/Essendon Keilor



PLAYER PROFILES

2018 UCONN FOOTBALL



James ATKINS 96
r-Sr. | DL | Saugus, Mass.

2017 Season: Played in two games and recorded one tackle...Lone tackle came against Virginia (9/16).

2016 Season: Did not see game action.

2015 Season: Made his collegiate debut by playing in two games...had a tackle in season-opener vs. Villanova (Sept. 3).

2014 Season: Redshirted.

High School: Played offensive and defensive line at Blair Academy (N.J.)...team went 6-2 during his senior season and won the Mid-Atlantic Prep League title...named to the Newark Star Ledger All-Prep team on defense...awarded Blair Academy's Frere Football Award following his senior season.

Personal: James Atkins, Jr...A sociology major.



Malik BANKS 16
Fr. | LB | Hockessin, Del.

High School: 2015-16 Division II state championship team. Played running back, wide receiver, defensive back and kick returner in high school. 2017 DIFCA All-State First Team performer. 2016

DIFCA All-State Second Team.

Personal: A history major.



Lavarey BANTON 38
Fr. | LB | Hartford, Conn.

High School: Played at Hartford Public High School and served as a captain... Played on both sides of the ball at running back and linebacker...In 2017, Banton rushed for 1359 yards on 228

carries with 15 touchdowns...Registered six 100-plus rushing games...Notched 146 total tackles, 8.0 tackles for loss and one sack.

Personal: A exploratory major.



Tyraiq BEALS 2
Sr. | WR | East Orange, N.J.

2017 Season: Played in all 12 games, started in five...Career-high 30 receptions for 266 yards...Hauled in career-high 76 receiving yards at SMU (Sept. 30)...Recorded at least one reception in 10 games...Season-high five catches vs. Holy Cross (Aug. 31) and at SMU (9/30).

2016 Season: Played in 12 games, started in two...Hauled in seven receptions for 96 yards and a touchdown...Compiled a career-high 68 yards receiving vs. Cincinnati (Oct. 8)...Returned 12 kickoffs for 186 yards.

2015 Season: True freshman who played in all 13 games and started six...was third on the team in receptions with 24 for 275 yards and two touchdowns...had a career-high six receptions for 63 yards and a TD vs. Navy (Sept. 26)...also had a receiving TD vs. USF (Oct. 17)...had two kickoff returns for 41 yards.

High School: Played wide receiver at East Orange High... ranked the No. 30 prospect in the Rivals.com New Jersey Postseason Top 35...finished his senior season with 71 receptions for 1,198 yards and 16 touchdowns...second-leading receiver by yardage and receptions in New Jersey in 2014... named Third Team All-State by NJ.com...also a sprinter for East Orange, part of the New Jersey's top 4x200 meter relay team, a team that recorded the 11th-fastest high school time in the nation in 2014...an exploratory major.

Personal: An urban and community studies major.



Darrian BEAVERS 43
So. | LB | Cincinnati, Ohio

2017 Season: Played in all 12 games in his freshman season...Notched 15 total tackles, 3.0 tackles for loss and 3.0 sacks...Nabbed his first career tackle vs. Holy Cross (Aug. 31)...Career-high four tackles at UCF (Nov. 11).

High School: Played for Tom Bolden at Colerain HS as a safety and WR. Was a scholar athlete. Three-year recipient of the Varsity Starter Award. Senior year recognized for being a 4.0 GPA student. First Team All-Conference on defense in 2015 and 2016. Three-time GMC Champions. Also earned varsity letter in basketball and track.

Personal: An exploratory major.

PLAYER PROFILES



2018 UCONN FOOTBALL



Quimonei 28
BELL-HUNTER
r-Fr. | DB | Marcellus, N.Y.

High School: Participated in football and track at Marcellus HS...Played at running back and defensive back...Won Onondaga High School League Division II championships with performances in high jump and 4x200 Relay.

Personal: A mathematics/actuarial science major.



Ben 60
BONVICINI
r-Jr. | OL | Torrington, Conn.

2017 and 2016 Seasons: Did not see game action.

2015 Season: Redshirted

High School: Played two seasons under Galtan Rodriguez at Torrington High School...Led team as a captain his senior season and was named team MVP...Earned All-Division accolades his senior season...Lettered three seasons in baseball...Member of National Honor Society

Personal: Brother, Matthew, plays on the UConn baseball team... A mechanical engineering major.



Brandon 12
BISACK
r-Jr. | QB | Fairfield, Conn.


2017 Season: Did not see game action.

2016 Season: Did not see game action.

2015 Season: Redshirted.

High School: Was a pro-style quarterback...as a senior, threw for 2,575 yards with 22 touchdowns... named first team All-Fairfield County Interscholastic Athletic Conference as a senior.. also punted for the team...led team to wins in three of final four games...threw for over 1,500 yards as a junior and 14 touchdowns...three-year starter at QB...also played safety during high school career.

Personal: An analytics and finance double major.



Noel 95
BROUSE
r-So. | DL | Slatington, Pa.

2017 Season: Did not see game action.

2016 Season: Redshirted

High School: Named to the 2015 Pennsylvania Football Writers' Class 4A all-state team as an offensive lineman... first team All-Eastern Pennsylvania Conference South Division on both sides of the bowl...named to the Class 4A All-EasternPAFootball.com team on the offensive line...in senior year, Parkland had a 14-2 overall record and played in PIAA Class 4A state championship game...played in the Big 33 Classic on June 18 and had a pair of sacks for Pennsylvania as it beat Maryland 26-14... played in the Blue-Grey All-American Bowl Game in Tampa on Jan. 9...earned all-area honors as a junior as team posted an 11-3 record...also played basketball...National Honor Society member.

Personal: A sport management major.




Dante 28
BLACK
Fr. | RB | Lilburn, Ga.

High School: Played football at Brockwood High School in Snellville, Ga... Had 1,927 rushing yards, 2295 all-purpose yards and set school record with 36 touchdowns as a senior

captain...Named First Team All-Region, All-State and All-Metro... Played in three games during his senior season, amassing 384 yards on 70 carries.

Personal: An exploratory major.



Justin 47
BRYANT
Fr. | LB | Bridgewater, N.J.

High School: Attended Bridgewater-Raritan High School in Bridgewater, N.J... Played linebacker and running back... Helped lead team to three-straight New Jersey state championship games...

Posted 100 tackles, four interceptions and two fumble recoveries...Also lettered in basketball...Maintained a 4.0 GPA throughout high school.

Personal: A finance major.



PLAYER PROFILES

2018 UCONN FOOTBALL



Garrison BURNETT 3
r-Fr. | WR | Washington, D.C.

2017: Redshirted

High School: Played four seasons at The Maret School for head coach Mike Engelberg...2017 Second Team All-Metropolitan...2017 First Team All-State

(DC)...2017 All-Conference performer...Led team to 2017 State Championship and earned MVP honors...Received First Team All-State (DC) and All-Conference accolades in 2016...Compiled 3,000 offensive yards (1010 passing, 1951 rushing, 15 receiving) and 35 touchdowns his junior season (2016). Senior season (2017) 1370 passing yards, 2218 rushing yards, 154 receiving yards and posted 49 touchdowns...Lettered three seasons in baseball.

Personal: An exploratory major.



Ian CAMPBELL 78
r-Jr. | OL | Pompton Plains, N.J.

2017 Season: Did not see game action

2016 Season: Did not see game action

2015 Season: Redshirted.

High School: Played tight end at Pequannock Township High School...named a top-five tight end in New Jersey by NJ.com... ranked a top-50 prospect in New Jersey and a top-30 tight end in the country by ESPN...helped Pequannock finish 9-2 during his senior season and reach the NJSIAA Group 2 semifinals...2013 MSG Varsity All-New Jersey...had 33 receptions for 375 yards and a TD as a junior.

Personal: A history major.



Kyle BUSS 26
Sr. | WR | New Berlin, N.Y.

2017 Season: Played in six games... Second on the team with 240 kick return yards...Caught one pass for four yards... Two performances with career-high 111 kick return yards at SMU (Sept. 30) and

vs. Memphis (Oct. 6).

2014-15 at Robert Morris University: Redshirted the 2014 season and was named NEC Offensive Rookie of the Year and All-NEC Second Team during his redshirt freshman season ... Posted 50 catches for 742 yards, averaging 14.8 yards per catch ... Started all 11 games in 2015 and became only the third Colonial in program history to register at least 50 catches.

High School: Tallied 37 catches for 700 yards and nine touchdowns at Milford ... Ranked the 29th best prep player in the nation according to Scout.com ... Was named first team all-purpose player of the year in New York in high school ... Finished in fourth place out of 1,100 participants at the national Nike Sparq combine.

Personal: An applied and resource economics.



Ryan CARROLL 39
Fr. | DB | Temple Hills, Md.

High School: Played football and ran track at Potomac High School. Had 60 tackles, 3 INT's, one sack and one forced fumble in his career. First All-Conference and All-MET Honorable

Mention.

Personal: A communication major.



Brendan CASEY 73
Fr. | OL | Fairfield, Conn.

High School: Attended St. Luke's High School in New Canaan, Conn...Played on both sides of the line at tackle and defensive tackle. Recorded 39 tackles and notched one sack during his senior

season...2017 Fairchester Athletic Association Honorable Mention.

Personal: A pre-journalism major.



Brian
CESPEDES 67
r-Jr. | OL | New London, Conn.

2017: Did not see game action.

2016: Played in one game for the Huskies against Temple (Nov. 4).

2015: Redshirted.

High School: Played tackle at New London High School... helped New London to a state playoff berth as a senior in Class M Large Division...helped New London have 338 yards of total offense or more in five games...began playing football as a sophomore in high school.

Personal: An economics major.



Jarrell
CHANEY 35
r-Fr. | DB | Albany, N.Y.

2017: Redshirted.

High School: Played at wide receiver and safety at Albany High School...2017 Class AA All-State Honorable Mention... Helped end a 70-game regular season

losing streak for Albany with a win against Saratoga in 2016... Ran track and field, competing in sprints, high jump and pole vault.

Personal: An exploratory major.



Tyler
COYLE 25
r-So. | S | Windsor, Conn.

2017: Played in all 12 games, started nine...Led the Huskies with two interceptions...Second on the team with seven passes defended and five pass breakups...67 tackles ranked third-

best for Huskies...Career-high 12 tackles at UCF (Nov. 17)... Returned an interception vs. Temple (Oct. 14) 34 yards for a touchdown...First career interception came at Virginia (Sept. 16)...Recorded five tackles or more on eight occasions...Nabbed a fumble recovery at UCF (Nov. 11).

2016: Redshirted

High School: Named to the Walter Camp Football Foundation All-Connecticut team... First Team New Haven Register All-Star...named to the All-Hartford Courant team...caught 12 TD passes in senior year, including four in the postseason, as team posted a 10-1 record...team advanced to Class L semifinals... had 29 receptions for 741 yards as a senior in the regular season...as a junior, had 28 receptions for 700 yards and 11 TDs as team won Class L-Small state championship...in that title game, had two TD receptions and an 8-yard fumble return for a TD...played in the Connecticut Super 100 Game on June 25 at Rentschler Field as he caused a fumble for Team Constitution, which won the game...an outstanding track athlete, ran the second leg of the 4x200 relay that won the high school national championship as a senior in June 2016...won three events as a senior as Class MM outdoor championship – 100 meters, 200 meters and 4x100 relay... won Class L high jump championship in spring 2015 as a junior...was part of New England champion 4x100 relay team in 2015...also played basketball.

Personal: An economics major.



Ryan
CROZIER 63
r-Sr. | OL | Plantation, Fla.

2017: Started the first three games before an injury ended the remainder of the season.

2016: Started all 12 games on the offensive line for UConn in 2016...Helped the Huskies rush for 100 yards or more on six occasions...Offense rushed for 200 yards against Maine in season opener (Sept 1). Team passed for over 200 yards in seven games including a season-high 306 at USF (Oct. 15).

2015: Missed entire season with an injury...was moved to center in spring practice of '15 and suffered injury at end of the spring... practiced in full in spring of '16.

2014: Played in 10 games on the offensive line, starting the final three at left guard during his true freshman campaign.

High School: Played tackle and guard in Florida at national powerhouse St. Thomas Aquinas...helped the squad to a 10-3 record in 2013, including the top spot in the 7A District 15 standings...offense averaged 35.8 points per game...as a junior and senior, named Class 7A All-State second team.

Personal: A communication major.



PLAYER PROFILES

2018 UCONN FOOTBALL



Tyler DAVIS 9
r-Jr. | TE | North Bellmore, N.Y.

2017: Started in four of the 12 games he played in...Grabbed 14 receptions for 156 yards...Set career-highs in catches (4), yards (87) and longest reception (58) vs. Memphis (Oct. 6)...Secured three catches at UCF (Nov. 11) and a pair of catches vs. Tulsa (Oct. 21).

2016: Played in all 12 games...Hauled in 11 receptions for 107 yards and one touchdown...Set career-highs in catches (4), receiving yards (51) and scored his first career touchdown vs. Syracuse (Sept. 24). Recorded a catch in each of the first five games to open the season. Also was utilized as a passer on trick plays, throwing for 42 yards on two completed passes.

2015: Redshirted

High School: Enrolled at UConn for the 2014 spring semester... USA TODAY 2014 All-New York Team...ranked the No. 6 2015 prospect in New York by Rivals.com...tabbed as the fifth-best prospect in New York by ESPN... ranked among the top-15 prospects in the state by Scout.com ...three-year starter at quarterback for Mephram High School...as a senior, threw for 1,092 yards and 13 touchdowns and rushed for 1,553 yards and 22 touchdowns...as a junior, threw for 1,023 yards and six TDs while rushing for 1,107 yards and 21 TDs.

Personal: An applied and resource economics/financial risk management major.



Cam DEGEORGE 70
r-So. | OL | Lynnfield, Mass.

2017: Started in 11 of the 12 games he played...Helped the UConn offense record eight 400+ yard games...Huskies racked up a season-high 596 yards of offense at ECU (Sept. 24)...The

596 yards is the third-most in a game in UConn single-season history.

2016: Redshirted

High School: As a senior, was named Lineman of the Year and First Team All-Cape Ann League Baker Division...was a Boston Globe All-Scholastic pick...team qualified for Division 4 playoffs in senior year and finished with an 8-3 record...team won Cape Ann League Baker Division in 2015...a varsity starter since his freshman year, played in 2012 Eastern Mass Division 3A Super Bowl as a freshman...named first team All-Cape Ann League Baker Division as a junior, as team advanced to state semifinals.

Personal: A finance and real estate major.



Pierce DEVAUGHN 93
Fr. | DL | Plano, Texas

High School: Played for head coach Chris Cunningham at Prestonwood Christian...Was named to All-State Second Team...First Team Academic All-State member...Helped team reach 2017 TAAPS 6A State Championship.

Personal: An exploratory major.



Keyion DIXON 23
r-So. | WR | Glastonbury, Conn.

2017: Played in all 12 games, started five...Third on the team with 33 receptions...Collected 360 receiving yards and one touchdown...Rushed for 41 yards on nine carries...Hauled in five catches in first career-game vs. Holy Cross (Aug. 31)...Scored first career touchdown at SMU (Sept. 30)...Racked up a career-high eight receptions at Cincinnati (Nov. 25).

2016: Redshirted

High School: Named to the 2015 Connecticut High School Coaches' Association all-state team, the Walter Camp Football Foundation All-Connecticut Team, the USA Today All-Connecticut team and the New Haven Register All-State team...named All-Central Connecticut Conference as a senior...played quarterback and defensive back as a junior, but saw some time as a wide receiver as a senior...rushed for 1,514 yards as a senior with 21 touchdowns...also passed for five TDs... had 38 tackles and four interceptions on the other side of the ball...team advanced to Class LL semifinals in senior year... had an 85-yard punt return for a TD in the state semis...in junior season, team advanced to Class LL semifinals and had an 8-4 record...had a 22-yard TD run in the semifinals with a total of 87 rushing yards...played in the Connecticut Super 100 Classic at Rentschler Field on June 25 and was the offensive MVP for the winning Team Constitution...had two receptions for 105 yards in the game, including a 65-yard one for a TD..an outstanding track athlete, was the New England champion in the 300-meter IM hurdles during his senior outdoor season...also won the same event at the Connecticut State High School Open and the Class LL Championship...also won 300-meter hurdles title at Class LL meet as a junior.

Personal: A communication major.



Mason
DONALDSON 82
r-So. | WR | Allentown, Pa.

2017: Played all 12 games, started two... Recorded 16 catches for 225 yards... Third on the team with three touchdown receptions... Career-day at ECU (Sept. 24) racking up six catches for 108 yards and two touchdowns... Nabbed five

catches vs. Memphis (Oct. 6)... Caught a 12-yard touchdown pass at UCF (Nov. 11).

2016: Redshirted

High School: Played free safety for head coach Steve Smith at Miami Killian Senior High School. Lettered in track and field. Recorded 33 tackles, one interception and one kick return touchdown during his senior season.

Personal: A political science major.



Ryan
FINES 69
r-Sr. | DL | Bradenton, Fla.

Joins UConn as a graduate transfer after graduating from the University of Miami.

2017: Played in two games... totaled one tackle and recovered one fumble.

2016: Saw action in season opener against Florida A&M (Sept. 3)... Recorded two tackles and 0.5 TFLs... Had one tackle against Virginia Tech (Oct. 20).

2015 : Did not see any game action, redshirted.

High School: Rated as a three-star athlete by 247Sports... ESPN ranked him as the 51st-best defensive tackle in the country... Finished his senior year with 55 tackles, 14 tackles for loss, and eight sacks in 11 games




Jalon
FERRELL 8
Fr. | S | Miami, Fla.

High School: Played free safety for head coach Steve Smith at Miami Killian Senior High School. Lettered in track and field. Recorded 33 tackles, one interception and one kick return touchdown during his

senior season.

Personal: A pre-sport management major.



Omar
FORTT 27
So. | LB | Stamford, Conn.

2017: Played in all 12 games and started four... Collected 40 tackles, two tackles for loss and two pass break ups... Recorded a career-high 12 tackles in season-finale at Cincinnati (Nov. 25)

including one tackle for loss... Notched seven tackles vs. Missouri (Oct. 28)... Secured five tackles including first career tackle for loss (Sept. 30).

High School: Played for Noel Thomas Sr., father of former Huskies wide receiver Noel Thomas, at St. Luke's HS. Brother Khairi played at Penn State and Cal before being drafted by the New Orleans Saints in the Fourth Round of the 2014 NFL Draft. Khairi is currently playing for the Washington Redskins. Junior season recorded 65 tackles, 6.0 tackles for loss, one sack, three forced fumbles and two interceptions.

Personal: An exploratory major.



Connor
FREEBORN 88
r-Jr. | DL | Wilmington, Del.

2017: Played in four games and recorded seven tackles... Career-high three tackles at ECU (Sept. 24)... Recorded at least one tackle in all four contests.

2016: Did not see game action

2015: Redshirted.

High School: Played tight end, defensive end and outside linebacker at Salesianum School... Second Team All-State as a senior... team won state Division I championship in junior year with an 11-1 record... helped Salesianum to a 7-4 record in 2014 and a berth in Division I state playoffs... ranked a top-five prospect in Delaware by Rivals.com... ranked as the No. 2 prospect in the state by ESPN... also a standout lacrosse player in high school.

Personal: An economics and real estate major.



PLAYER PROFILES

2018 UCONN FOOTBALL



T.J.
GARDNER 42
r-Fr. | LB | Windsor, Conn.

2017: Redshirted

High School: Named 2016 Walter Camp Foundation First Team All-Connecticut member. 2016 First Team All-CHSCA.

Personal: A pre-sport management major.



AJ
GARSON 46
r-Fr. | DL | Palm Beach Gardens, Fla.

2017: Saw action in one game this season.

2016: Redshirted

High School: Named Second Team All-Area by the Palm Beach Post...in senior year, had four receptions at tight end for 58 yards and a pair of TDs...at linebacker made 57 tackles with two sacks...team went 9-3 as a senior and advanced to regional finals of Class 3A tournament...as a junior, had 38 tackles with three sacks and caught four passes for 52 yards and a TD.

Personal: A communication major.




Khyon
GILLESPIE 36
Fr. | RB | Hartford, Conn.

High School: Two-time Class S All-State performer (2016 & 2017). Played on both sides of the ball in high school. In 37 career games, carried the ball 377 times for 3773 yards and 40 touchdowns.

Averaged 10.0 yards per carry. Also hauled in 42 receptions for 759 yards and four touchdowns. On defense, secured 110 career tackles including three sacks, nine tackles for loss and nabbed two interceptions.

Personal: A pre-sport management major.



Ryan
GILMARTIN 45
r-So. | LB | Weddington, N.C.

2017: Did not see game action.

2016: Redshirted

High School: A starter in high school since his freshman year...earned North Carolina Independent Schools Association All-State honors as a junior and senior... named First Team Charlotte Independent School Athletic Association honors as a senior and all-conference a total of three times... team won three-straight NCISAA Division I state championships from freshman to junior seasons...also won four-straight conference championships...had 388 career tackles, which is second in school history...also played lacrosse and was four-year starter... three-time all-conference pick.

Personal: An applied and resource economics major.



Brett
GRAHAM 81
r-So. | P | State College, Pa.

2017: Started all 12 games at punter for the Huskies...Executed 63 punts for 2442 yards with a long of 61 yards... Had 38.8 yards per kick average, recorded 20 punts inside the 20 and booted seven punts more than 50 yards...Career-high nine punts for 243 yards at Fenway Park vs. Boston College (Nov. 1) including a career-long 61-yard punt in the contest.

2016: Redshirted

High School: Earned First Team All-Mid Penn Conference in senior year as a punter and tight end... also earned First Team All-Mid State as a tight end...averaged 34.0 yards per punt in senior year with a long of 46...team won conference division championship in senior year...in junior season, was first team all-conference as a punter and second team as a tight end...averaged 36.1 yards per punt as a junior with a long of 60...also had 75 career receptions as a tight end for 939 yards and six TDs... made 35 receptions for 370 yards as a senior...team advanced to PIAA AAA quarterfinals in junior and senior years...also played baseball.

Personal: A finance major.



Eddie HAHN 6
r-So. | LB | Port Monmouth, N.J.

2017: Played in the first 10 games of the season...Registered 10 tackles with 1.5 tackles for loss...Recorded a career-high four tackles at ECU (Sept. 24)...Notched a pair of tackles at Virginia (Sept. 16) and

vs. Missouri (Oct. 28).

2016: Redshirted

High School: Will play on defense at UConn after playing both quarterback and safety in high school...earned All-Shore Conference Second team honors as a senior...team reached the semi-finals of the Non-Public Group III playoffs...was also an All-Class A Central selection...made 26 tackles as a senior with 77 career tackles...had two interceptions in both junior and senior year... on offense at QB, had two games of over 300 yards of passing... earned all-conference first team honors in junior year...as a junior, team won the New Jersey State Interscholastic Athletic Association Non-Public Group III title...threw for 234 yards and two TDs in state championship game...had 32 tackles as a junior with 12 pass break-ups and a pair of interceptions as junior...on offense as a junior, passed for 1,485 yards and 20 TDs while rushing for 531 yards and 12 TDs...was team's punter...also played basketball.


Personal: An economics major.



Cameron HAIRSTON 87
r-Fr. | WR | Lee's Summit, Mo.

High School: Played in 20 games and combined for 104 catches for 1717 yards with 15 touchdowns last two seasons at Lee' Summit North.

Personal: An exploratory major.



Clayton HARRIS 49
Fr. | K | Hartford, Conn.

Played for former UConn punter Desi Cullen at Havre de Grace high school...Tied single-game (four FG's) and single-season (13) Maryland state kicking records his junior season...Lettered in baseball

Personal: A pre-sport management major.



Christian HAYNES 64
Fr. | OL | Bowie, Md.

High School: Lettered three seasons under Bowie High School head coach Augustus Parrish...Started three seasons on the offensive line...Two-time captain and honored as the team MVP his senior season (2017)...Played in the

Maryland Crab Bowl, an annual All-Star Game that showcases the best talent in the Mid-Atlantic region...2017 PGCPs Elite 22... Washington Post All-MET Second Team...First Team All-County and All-League...Pigskin Club Honoree. Lettered in wrestling for one season.

Personal: Undecided on a major.



Tahj HERRING-WILSON 14
r-So. | DB | Hartford, Conn.

2017: Played in eight contests, started two...Secured 17 total tackles including one tackle for loss...Recorded career-high eight tackles vs. Memphis (Oct. 6)...Made six tackles at SMU (Sept.

30)...First career tackle came at ECU (Sept. 24).

2016: Redshirted

High School: Was named First Team All-State by USA Today... made 28 tackles as a senior with two interceptions...team had a final record of 7-2 and played in the Wayne Sanborn New England Championship Bowl...was named to the NEPSAC Class A All-Stars as a junior...had four interceptions with 28 tackles as a junior...also played basketball and ran track...finished tied for second in 100 meters at Division II New England Prep Track Association as a senior in 11.14 seconds...was fourth in 200-meters and third in 4x100 relay.

Personal: An applied and resource economics major.



PLAYER PROFILES

2018 UCONN FOOTBALL



Zordan
HOLMAN 90
r-Jr. | TE | Portland, Maine

2017: Played in all 12 games.

2016: Saw action in 10 games.

2015: Redshirted.

High School: Played tight end and defensive line at Cheverus High School...2013 and 2014 Portland Press Herald All-State... won the 2014 Frank J. Gaziano Award as the best defensive lineman in the state of Maine...2013 Maine Defensive Player of the Year...led Cheverus to the Maine Eastern Class A state title game in 2014...recorded 41 tackles and six sacks as a senior... recovered three fumbles in a state semifinal game...also played basketball at Cheverus...served as class president...won the 2013 Age 16-17 heavyweight title at the North American Grappling Association World Championships in both traditional and Brazilian jiu-jitsu rules.

Personal: An economics major.



Robert
HOLMES 54
r-Fr. | OL | West Palm Beach, Fla.

2017: Redshirted

High School: 2016 First Team All-Area Member (Offensive Lineman)

Personal: A pre-sport management major.



Nate
HOPKINS 11
r-So. | RB | Flower Mound, Texas

2017: Played in 11 games at running back, started two...Led the Huskies with seven rushing touchdowns...Accumulated 343 yards on 92 carries, averaging 3.7 yards per carry...In first career game

rushed for 130 yards and scored three touchdowns vs. Holy Cross (Aug. 31)...Scored a touchdown in three-straight games against ECU (Sept. 24), SMU (Sept. 30) and Memphis (Oct. 6)...Career-high 21 carries vs. Tulsa (Sept. 21) and rushed for a touchdown.

2016: Redshirted

High School: Rushed for 1,406 yards as a senior on 255 carries with 15 TDs

Personal: A psychological sciences major.



Stanley
HUBBARD 55
r-Fr. | OL | Chevy Chase, D.C.

2017: Redshirted

High School: 2016 USA Today First Team All-USA D.C. (Offensive Lineman)

Personal: A pre-sport management

major.



Noah
IDEN 92
Fr. | K | North Kingstown, R.I.

High School: Lettered in football for two seasons at North Kingstown High School...Lettered in soccer...Career-long field goal in high school was 48 yards...Placekicker and punter in high

school...During 2017 season, raised money for pediatric cancer as a part of Kick-It Champions Program with each field goal and extra point made.

Personal: Undecided on a major.



Elijah
JEFFREYS 84
Fr. | WR | Somerville, Mass.

High School: Two-sport star in football and track and field. Played quarterback at Somerville High School. Competed in DII state championship track meet. NEC MVP, Boston Globe 2017 Scholastic.

Personal: A pre-sport management major.



Kevon
JONES 48
Fr. | LB | East Hartford, Conn.

High School: 2017 CHSCA All-State performer. First Team Walter Camp All-Connecticut. Helped lead East Hartford to 2017 Connecticut state playoffs for first time in 30 years. Compiled 1380

rushing yards, 404 receiving yards and 21 total touchdowns in his high school career. Also accumulated 276 tackles, three sacks and three career interceptions on defense.

Personal: A pre-sport management major.

PLAYER PROFILES



2018 UCONN FOOTBALL



Travis JONES 57
Fr. | DL | New Haven Conn.

High School: 2017 CHSCA All-State First Team member. First Team Walter Camp All-Connecticut. 2016 Class LL All-State and All-SCC selection. Named to the Walter Camp All-Connecticut team.

2016 New Haven Register All-Area and All-State Helped Governors gain 2,992 total yards, including 1,548 rushing yards and 18 touchdowns. Also made 61 tackles and seven sacks during his senior season.

Personal: An exploratory major.



Brian KEATING 53
So. | LS | Darien, Conn.

2017: Primary long snapper played in 11 games.

High School: Played at Darien High School and helped team go 37-1 during his three-year career... Played on the offensive line and at long snapper... Recorded nine career tackles and hauled in a 13-yard reception during his senior year.

An exploratory major.



Robert P. KING III 20
r-Fr. | DB | Philadelphia, Pa.

2017: Redshirted

High School: Lettered two seasons for head coach Mike McKay at Father Judge... All-City and captain of team his senior season... Played quarterback and defensive back... His senior season (2016) threw for 1796 yards and 20 touchdowns... Also rushed for 539 yards and seven touchdowns... Also lettered in basketball and track.

Personal: A communication major.



Steven KRAJEWSKI 4
Fr. | QB | Moultrie, Ga.

High School: Threw for 2962 yards and 30 touchdowns in his three-year high school career. Added 460 rushing yards and six TD's. Led team to state championship game his senior year in Georgia's largest classification. Team Captain. Team Offensive Player of the Year. Second Team All-Region.

Georgia's largest classification. Team Captain. Team Offensive Player of the Year. Second Team All-Region.

Personal: An exploratory major.



Shamel LAZARUS 32
Fr. | DB | Jamaica, N.Y.

High School: New York vs. New England All-Star 2017. Erasmus Hall finished the year 10-1 and lost in the PSAL City Championship game

Personal: An exploratory major.



Nino LEONE 56
r-So. | OL | Middleton, Mass.

2017: Played in six games this season.

2016: Redshirted

High School: Was named Boston Globe Lineman of the Year for New England PSAC Class C... played guard in high school... team went 7-3 in senior season... also played basketball.

Personal: A psychological sciences major.



PLAYER PROFILES

2018 UCONN FOOTBALL



Jeremy LUCIEN 21
Fr. | DB | Moore Township, Pa.

High School: First Team All-Conference. Player of the Year Honorable Mention. Recorded 45 tackles, 10 PBU's and two interceptions as a senior. Has a passion for building robotics and engineering. Participated in three-month immersion

program in Spain during sophomore year of high school. Took five courses and lived with a family that only spoke Spanish. Dean's list student and headmaster's scholar.

Personal: A mechanical engineering major.



Hergy MAYALA 1
Sr. | WR | Montreal, Que.

2017: Started in all 10 games that he played...Led the Huskies in receptions (43), receiving yards (615) and receiving touchdowns (7) and average receiving yards per game (61.5)...Notched three

100-yard receiving efforts...Hauled in nine catches for 109 yards and a touchdown vs. Holy Cross (Aug. 31)...Collected a pair of touchdown receptions...Recorded a career-high 131 yards receiving on just four catches vs. Tulsa (Oct. 21) including an 80-yard touchdown catch...Tied career-high with nine catches vs. Missouri (Oct. 28).

2016: Played in 10 games, started in eight...Finished the season third on the team with 23 receptions and second with 296 receiving yards...Caught a pass in nine games, including a season-high six catches for career-high 92 yards at Houston (Sept 29)...Hauled in five receptions at Navy (Sept. 10).

2015: Earned a letter as a true freshman...played in 11 games with five starts...made seven receptions for 80 yards...had two receptions for ten yards vs. USF (Oct. 17)...also had a single reception in five other games, including a 29-yarder in win vs. East Carolina (Oct. 30) and a 15-yard in St. Petersburg Bowl vs. Marshall (Dec. 26).

High School: Played wide receiver and defensive back at Trinity Pawling... USA TODAY 2014 All-New York Team...posted 519 receiving yards and four touchdowns as a senior...as a junior, had 44 receptions for 782 yards and five TDs...ranked the No. 6 prospect in New York by Schulman's National Underclassmen Combine...ranked among the top-15 prospects in the state by Scout.com and in the top-20 by MaxPreps.

Personal: A communication major.



Luke MAGLIOZZI 99
r-Fr. | P | Westmeadows, Australia

2017: Redshirted

Before UConn: Participated with ProKick Australia, an organization that has trained kickers and punters to help transition to American Football...Completed on St. Albans U18 team

in the Western Region Football League in 2012...Became an apprentice to learn trade of plumbing after high school.

Personal: An applied and resource economics major.



Herson MAURISSEAU 80
Fr. | WR | Mastic Beach, N.Y.

High School: In two seasons, recorded 43 receptions for 666 yards and nine touchdowns. Also competed in track and field in high school. Ranked #4 wide receiver in New York.

Personal: An exploratory major.



Jordan MCAFEE 1
r-Fr. | QB | Everett, Mass.

2017: Redshirted

High School: 2016 Second Team MIACC All-State Quarterback. Threw for 211 yards and a pair of touchdowns to win the Division 1 Super Bowl in Massachusetts.

Personal: An exploratory major.



Aaron
MCLEAN 8
Sr. | TE | Southborough, Mass.

2017: Played in all 12 games, started nine...Snagged 31 receptions for 472 yards and two touchdowns...Had a career-day at SMU (Sept. 30) hauling in five catches for 122 yards including a 64-yard touchdown catch...Caught a 22-yard touchdown at UCF (Nov. 11)...Grabbed at least one reception in 10 games.

2016: Played in all 12 games on offense and special teams... Caught two passes for 40 yards...Made one catch at Navy, while also grabbing two tackles (Sept. 10)...Added another catch at Houston (Sept. 29)...Recorded two tackles vs. Syracuse (Sept. 24).

2015: Played in 10 games and made four receptions for 56 yards.. had a 29-yard reception in win vs. UCF (Oct. 10)..also had an 11-yard catch in win vs. East Carolina (Oct. 30).

High School: Wide receiver at St. Mark's School in Southborough, Mass. ...named 2013 and 2014 All-New England Class C... ranked the No. 11 prospect in Massachusetts by ESPN...led the Independent School League in touchdown receptions in 2013 with 10...had nine touchdown receptions with over 700 yards as a sophomore...Boston Globe All-Scholastic...also plays basketball at St. Mark's.

Personal: A business management major.



Andrew
MIGLIACCIO 59
r-So. | DL | Granby, Conn.

2017: Did not see game action.

2016: Redshirted

High School: Earned three varsity letters at Granby Memorial High School for head coach Rich Gadoury...Two-time All-Conference (2015, '16)...Named Lineman of the Year twice (2015, '16), All-Courant honorable mention... Aided team to 10-1 record his senior year...Racked up 82 tackles and 14.5 sacks during high school career...Lettered three seasons in Lacrosse...Led team to three NCCC titles (2014, '15, '16)... Earned honors all four years of high school and was a member of the Spanish Honor Society.

Personal: An economics major.



Justin
MOREHEAD 85
So. | WR | New Haven, Conn.

2017: Did not see game action.

High School: Played both football and basketball at Notre Dame West Haven... Played wide receiver and defensive back...Scored touchdown in 2016 Green Bowl to punch ticket to Class L Playoffs...Hauled in a 26 yard touchdown vs. North Haven...Junior season featured 26 receptions for 364 yards and five touchdowns...SCC All-Academic Student-Athlete.

Personal: An exploratory major.



Kevin
MENSAH 34
So. | RB | Worcester, Mass.

2017: Played in 11 games and started the last four games...Led the Huskies with 126 carries and 561 yards rushing... Caught 14 passes out of the backfield for 103 yards...Scored four rushing touchdowns...In first career game at Virginia

(Sept. 16), rushed six times for 49 yards capped by a 30-yard touchdown run...Posted 107 yards rushing on 16 attempts at ECU (Sept. 23)...Rushed for 64 yards and a touchdown vs. Missouri (Oct. 28)...Career-long 70-yard touchdown scamper vs. Boston College (Nov. 18) at Fenway Park led to career-high 115 rushing yards.

High School: Letter four seasons at Shepherd Hill Regional High School...Three-time T&G SuperTeam member...Twice named to ESPN Boston All-State team (RB)...2016 Suite Sports Show-time Award recipient...Rushed for 3,794 yards and compiled 5,299 all-purpose yards...Helped team reach Division 4 Championship in 2015...Ran track for four seasons...Two-time Indoor and Outdoor All-Star...Ranked 14th in the nation for 60m Emerging Elites.

Personal: An exploratory major.



Jordan
MORRISON 29
Fr. | DB | Hamilton, N.J.

High School: Played all over the field in high school including running back, wide receiver, quarterback, defensive back and kick returner. Set school records in career touchdowns (41) and single-season touchdowns (18). Received the Frank "Mammy" Piscopo Memorial Player of the Year Award. 2017 Times of Trenton Defensive Player of the Year. Two-time Times of Trenton All-Area team member. NJ.com All-State/Defense Second Team. Senior year rushed for 912 yards, recorded 520 passing yards, 19 total touchdowns on offense. Defensively, notched 55 tackles, six INT's and two sacks.

Personal: A pre-sport management major.



PLAYER PROFILES

2018 UCONN FOOTBALL



Kevin MURPHY 94
r-Jr. | DL | West Chester, Pa.

2017: Played in all 12 games for the Huskies...Posted career-high 13 tackles... Totaled three tackles on two occasions, at ECU (Sept. 23) and vs. Tulsa (Oct. 21)... Snagged a pair of tackles vs. Boston College (Nov. 18).

2016: Played in 11 games on the defensive line...Made eight tackles and one sack...Career-high three tackles to finish season vs. Tulane (Nov. 26)...Recorded tackles in five other contests.

2015: Redshirted.

High School: Mini Maxwell award winner...named Team Defensive MVP...earned Body Armor PA Top DT MVP...East West All-Star Game Nominee...three year All-Chesmont player OL and DL...three-time All-Area...two-time All-State...Rivals Camp top performer (Piscataway N.J.)...four-year starter and three-year captain...300 career tackles, 60 tackles for loss, 20 sacks, 8 forced fumbles, 41 games played.

Personal: An economics major.



Donevin O'REILLY 30
r-Jr. | RB | Glastonbury, Conn.

2017: Played in two games at running back and special teams...One rush for three yards vs. Boston College (Nov. 18).

Personal: A psychological sciences

major.



Noel OFORI-NYADU 62
Fr. | OL | Arlington, Texas

High School: Two-time All-State Academics...Lettered two years in track and field...First team All-District and All-State in shot put and discus.

Personal: An allied health sciences major.



Harrison NEWMAN 76
r-So. | OL | West Hartford, Conn.

2017: Did not see game action.

2016: Redshirted

Personal: Played two years at Hall High School under Frank Robinsen III...All-Conference performer his senior season...His team went 8-3 his junior year and reached the state semifinals....Lettered in Lacrosse for two seasons...Member of the National Honor Society and NJCL Honor Society.

Personal: A digital marketing and analytics major.



Philippe OKOUNAM 58
r-Jr. | DL | Chateauguay, Que.

2017: Played in three games...Totaled three tackles...Three-straight games with a tackle against USF (Nov. 4), at UCF (Nov. 11) and vs. Boston College (Nov. 18).

2016: Did not see game action

2015: Redshirted.

High School: Played fullback, offensive tackle and defensive end at St. Paul's School in Concord, N.H. ...ranked the top prospect in New Hampshire by ESPN...team captain...was born in Russia, but moved to the United States when he was nine.

Personal: A psychological sciences major.



Dylan NIEDROWSKI 50
Fr. | OL | Reading, Pa.

High School: Ranked No. 9 Penn Preps Offensive Tackle in 2017...First Team All-Berks as a tackle.

Personal: Undecided on a major..



Abiola OLANIYAN 18
r-Fr. | DB | Woodberry Forest, Va.

2017: Redshirted

High School: Senior season (2016) at Woodberry Forest played in 10 games, recorded 29 tackles, two tackles for loss and 17 passes defended. His junior year

(2015) played in 10 games registered 33 tackles, one forced fumble, one interception and 10 passes defended.

Personal: An economics major.



Matt PEART 18
r-Jr. | OL | Bronx, N.Y.

2017: Started all 12 games on the offensive line...Helped the UConn offense record eight 400+ yard games...Huskies racked up a season-high 596 yards of offense at ECU (Sept. 24).

2016: Started in all 12 games...Helped the Huskies rush for 100 yards or more on six occasions...Offense rushed for 200 yards against Maine in season opener (Sept 1). Team passed for over 200 yards in seven games including a season-high 306 at USF (Oct. 15).

2015: Redshirted.

High School: Offensive tackle and defensive tackle at Governor's Academy in Byfield, Mass....helped his squad win four consecutive Independent School League titles...Governor's Academy reached the Wayne Sanborn Bowl for the NEPSAC title each of the last four years... team went 7-2 during his senior season...also a basketball team captain at Governor's Academy...did not play football until arriving at Governor's Academy.

Personal: A psychological sciences major.



Jonathan PACE 97
Fr. | DL | Boston, Mass.

High School: 2017 ISL All-League Selection...Boston Globe 2017 All-Scholastic... Two-way starter (T/DT)

Personal: An exploratory major.



Keyshawn PAUL 24
Fr. | DB | Miami, Fla.

High School: Matched up on the best receiver each game, recorded three INT's and 12 PBU's as a senior. Three-sport athlete at Jackson High School. Played basketball, football and track and field. Collected 55 tackles, three interceptions,

five PBU's and seven tackles for loss during his senior season.

Personal: An exploratory major.



Tenzin PHARCHESUR 18
Fr. | DL | Lexington, Mass.

High School: Played at Lexington High School in Lexington, Mass...Played on both sides of the ball (G, DT)...Recorded 35 tackles and earned one fumble recovery during his senior season.

Personal: An exploratory major.



PLAYER PROFILES

2018 UCONN FOOTBALL



David PINDELL 5
Sr. | QB | Columbia, Md.

2017: Played in seven contests, started four at quarterback...84-159 (52.8%) for 937 yards...Threw four touchdowns and six interceptions...Averaged 133.9 yards per game through the air...Rushed 72 times for 289 yards and three touch-

downs...Fired 19 completions for 154 yards in UConn debut vs. Holy Cross (Aug. 31)...Posted a 10-yard touchdown run vs. USF (Nov. 4)...Followed it up with career-day at UCF (Nov. 11) by passing for two touchdowns and rushing for another...Accumulated 297 total yards (201 passing, 96 rushing)...Passed for career-high 241 yards vs. Boston College (Nov. 18).

Before UConn: Last season was with Lackawanna College in Scranton, Pa. In his sophomore season (2016) was 157-257 (63.6%) for 2,424 yards, 31 touchdowns. Also rushed for 459 yards and eight touchdowns on 94 carries.

Personal: An urban and community studies major.



Peter ROONEY JR. 51
Fr. | OL | Atlanta, Ga.

High School: First Team All-Region. Two-time all-state his junior and senior seasons. Lettered all four years and finished his career as the winningest player in school history. Won the state

championship his sophomore year, reached the state semifinals his freshman year and state quarterfinals in junior and senior season.

Personal: A history major.




Jay ROSE 91
So. | TE | Southington, Conn.

2017: Played in all 12 games on special teams...Recorded one tackle.

High School: Hartford Courant Offensive Player of the Year...First Team New Haven Register All-Star...named to the Walter Camp Football Foundation All-Connecticut team and was a finalist for state player of the year...Connecticut High School Coaches Association All-State...All-Central Connecticut Conference Division I West...led team to Class LL state championships in sophomore and junior seasons...was a quarterback in junior and senior seasons of high school...as a senior, passed for 2,636 yards and 39 touchdowns as Southington advanced to Class LL semifinals...passed for 3,190 yards and 47 TDs as a junior...played tight end his first two seasons of high school...made 45 receptions for seven TDs as a sophomore in 2013

Personal: An exploratory major.



Anthony REPOLLET 46
Fr. | LB | Hamden, Conn.

2017: Played at Hamden Hall Country Day High School in Hamden, Conn... Played at linebacker and fullback...Accumulated 133 tackles, 17.0 sacks and one fumble recovery in his career...

Rushed for 41 career yards on eight attempts and scored a pair of touchdowns.

Personal: An exploratory major.



Oneil ROBINSON II 31
Fr. | DB | Hartford, Conn.

High School: Played wide receiver and defensive back in high school. Hauled in 118 receptions for 2405 yards and 22 touchdowns in his career. On defense, recorded 133 tackles and 13 interceptions.

2017 CHSCA Class S All-State performer.

Personal: An exploratory major.



Xavier SCOTT 10
r-Fr. | RB | Fort Hood, Texas

2017: Redshirted

Before UConn: Spent two years at Vilseck High School in Germany...Ran 4.38 40-yard dash at workouts with

Europe's top prospects workout.

Personal: A pre-sport management major.



Jeffrey 66
SIDEBOTHAM
r-So. | LS | Brookfield, Conn.

2017: Did not see game action.

2016: Redshirted

High School: Played three seasons at Brookfield High School for head coach

Rich Angarano... Three-time All-Conference Academic performer... Also played baseball for one season.

Personal: A business management major.



Carlton 92
STEER
Sr. | DL | East Hartford, Conn.

2017: Did not see game action.

Before UConn: Played at Central Connecticut State University prior to joining UConn

2015: Saw action in nine games at tight end for the Blue Devils in 2015... recorded one reception for 11 yards.

2014: Saw time on special teams as a freshman... Made two tackles during the season.

High School: Played high school football at East Hartford and Cushing Academy... Was an All-CCC selection and a team captain as a senior... Was also the defensive player of the year and Co-MVP for East Hartford... Also received the Outstanding Athlete Award.

Personal: A sociology major.



Quayvon 19
SKANES
r-So. | WR | Chicago, Ill.

2017: Played in all 12 contests, started in five... Tied for the team lead with at least one reception in 11 games... Second on the team with 35 receptions... Added 335 receiving yards and one touchdown...

Hauled in first career touchdown catch at Temple (Oct. 14)... Career-high six catches for 50 yards vs. Missouri (Oct. 28)... Three catches for career-high 52 yards vs. Tulsa (Oct. 21).

2016: Redshirted

High School: Named to the 2015 Chicago Tribune All-State team... team won Illinois Class 4A championship his senior year becoming the first Public League team to win a state championship... was named the Chicago Tribune/WGN Athlete of the Month for November 2015... played quarterback his senior year... rushed for 141 yards in state title game with four touchdowns... also passed for 44 yards and a TD... rushed for 1,458 yards in senior year with 36 touchdowns... also had 504 passing yards for 13 TDs... caught 41 passes as a junior for 981 yards and 12 touchdowns... team was 12-2 in junior year and advanced to 4A title game... also on track and field team and advanced to the final of the 100 meters in the Chicago Public Schools trials as senior... was second overall in 4x200 relay.

Personal: An economics major.



Santana 47
STERLING
Sr. | LB | Chandler, Ariz.

2017: Played in 11 games and made one start vs. Boston College (Nov. 18)... Notched 15 total tackles, one tackle for loss and scooped up one fumble recovery... Secured fumble recovery in

first career game at UConn vs. Holy Cross (Aug. 31)... Collected career-high six tackles vs. Boston College (Nov. 18)... Registered first career tackle for loss in a five-tackle effort vs. Memphis (Oct. 6).

Before UConn: Played two seasons at Mesa Community College.

2016 (Sophomore): Played in 11 contests at linebacker... Recorded 105 total tackles, seven tackles for loss, one sack, one fumble recovery and one interception.

2015 (Freshman): Played in two games and registered two tackles.

Personal: An applied and resource economics major.



PLAYER PROFILES

2018 UCONN FOOTBALL



Ian SWENSON 44
r-Fr. | DB | Wilmette, Ill.

2017: Redshirted

High School: Played for John Holecek at Loyola Academy. Recognized as a Blue-Grey All-American. First Team All-Area Pioneer Press and First Team All-Area

North Shore Prep. Won 2015 8A State Championship. Finished runner-up in 2016 8A State Championship. Won 2014 Prep Bowl Championship. Lettered in Lacrosse.

Personal: An exploratory major.



Michael TARBUTT 40
r-Jr. | PK | Grimsby, Ont.

2017: Started all 12 games at place-kicker... 12-18 on field goal attempts and 27-29 on PATs... Made career-high three field goals at Cincinnati (Nov. 25) including a career-long 53-yarder... Made both

attempts (2-2) on field goals of 50 yards or more.

2016: Did not see game action

2015: Had 26 kickoffs as a true freshman in the early portion of the season with five touchbacks... missed one field goal attempt -- a 49-yarder at Missouri (Sept. 19).

High School: Kicker and punter at Canisius High School... Second Team USA TODAY All-American... USA TODAY 2014 All-New York Team... team went 12-0 during his senior season... team won the inaugural New York State Catholic Championship game... Buffalo News First Team All-Western New York... connected on 11-of-17 field goals as a senior, including good kicks from 52 and 60 yards... sent 57 of 79 kickoffs for touchbacks... had a long punt of 50 yards... 60-yarder came in state title game... was the second-longest kick in New York State history, behind only 13-year NFL punter Todd Sauerbrun (62)... 11 field goals marked a Western New York single-season record and the fifth-best single-season mark in New York history.

Personal: A communication major.



Marshé TERRY 41
r-Jr. | LB | Columbus, N.J.

2017: Started 11 of the 12 games he played... Recorded 60 tackles, three tackles for loss, one interception, three pass breakups, four passes defended, one fumble recovery and one forced fumble... Recorded first career interception

in season finale at Cincinnati (Nov. 25)... Twice tied career-high with nine tackles at Virginia (Sept. 16) and vs. Missouri (Oct. 28)... Was the only Husky in the secondary to record a tackle in every game this season... Had seven tackles at UCF (Nov. 11).

2016: Played in 10 games... Registered one tackle in each of the first three games of the season.

2015: Redshirted.

High School: Played wide receiver and defensive back at Northern Burlington... ranked the No. 30 prospect in New Jersey by ESPN... had four touchdown receptions as a senior... also recorded four interceptions... Northern Burlington's recipient of the 2014 New Jersey High School Football Mini Max Award for football performance, academics and service... also ran track and played basketball in high school.

Personal: A communication major.



Caleb THOMAS 52
r-Fr. | DL | Mansfield, Texas

2017: Redshirted

High School: 2016 First Team All-District (DT)

Personal: An exploratory major.

PLAYER PROFILES



2018 UCONN FOOTBALL



Eli THOMAS 22
r-Jr. | LB | Elmira, N.Y.

2017: Rehabbed from ACL Injury.

Before UConn: Spent two years at Lackawanna College before joining the Huskies.

2015 (Freshman): Played in four games at linebacker...Recorded six tackles and one sack...Was a teammate of David Pindell.

High School: First Team All-State performer for the Elmira Express as a running back and on defense. Helped lead his high school to 2013 New York State Class AA Final Four. Also ran track at Elmira.

Personal: An applied and resource economics major.



James TUNSTALL 71
r-Fr. | OL | Indian Head, Md.

2017: Redshirted

High School: During junior and senior seasons (2015 & 2016), combined for 25 pancake blocks in 20 career games.

Personal: A communication major.



Messiah TURNER 13
Fr. | DB | Tampa, Fla.

High School: Lettered four years for head coach Mike Gregory at Tampa Catholic. Also lettered four years on his high school basketball team. Registered 24 tackles and two interceptions during

his sophomore campaign. Posted 30 tackles and one interception his junior year. Garnered 54 tackles, four interceptions (one for a touchdown), five forced fumbles and two sacks during his final year at Tampa Catholic. Selected to the Hillsborough County All-Star Game and honored as an All-County Defensive Second Team.

Personal: A pre-sport management major.



Lwal UGUAK 98
Fr. | DL | Edmonton, AB

High School: Helped lead Ainlay High School to a Provincial High School Tier 1 Championship. Helped hold the top-ranked rushing attack to just 43 yards in championship game. Recorded 22 tackles in the regular season including a Carr Conference leading 7.5 sacks. First Team All-Canadian.

Personal: A pre-sport management major.



Ryan VAN DEMARK 74
So. | OL | Princeton, N.J.

2017: Played in all 12 games with nine starts on the offensive line...Helped the UConn offense record eight 400+ yard games...Huskies racked up a season-high 596 yards of offense at ECU (Sept.

24).

High School: Played under head coach Tom Smith for one season at The Hun School of Princeton. Named First Team All-State Prep and First Team All-MAPL. Lettered in Volleyball. Was a First Team All-County performer. Member of the National Honor Society.

Personal: An exploratory major.



TJ VERNIERI 83
r-Jr. | WR | Long Valley, N.J.

2017: Did not see game action

2016: Did not see game action

2015: Redshirted


Before UConn: Earned two letters in football...Team was New Jersey state champion (North 2, Group IV) in sophomore year... Was named winner of William G. Groeger Memorial Scholarship for highest GPA on team..Also competed in track and field...Was president of National Honor Society...

Personal: A sport management major.



PLAYER PROFILES

2018 UCONN FOOTBALL



Douglas
WARDLAW 61

Fr. | OL | New Haven, Conn.

Prior to UConn: Spent one year at Union College.

High School: Wardlaw received 2016 NEPSAC Class C All-New England honors...He also was presented with the

Hopkins School Dorrance Award.

Personal: An economics major.



Donovan
WILLIAMS 15

Jr. | WR | Dumfries, Va.

2017: Played in all 12 games at wide receiver and on special teams.

2016: Started the final three games of the season...Went 36-76 for 300 yards and passed for one touchdown...Rushed for 52 yards on 31 carries...Against Temple (Nov. 4) rushed for career-high 66 yards and passed for 69 yards on 12 completions... Threw for career-high 127 yards at Boston College (Nov. 19).

High School: As a senior, passed for 1,343 yards and 18 TDs while rushing for 785 yards and nine TDs...team was 9-3 in senior season and advanced to second round of state playoffs...was named First Team 6A Conference in senior year...as a junior, passed for 1,017 yards and five TDs while rushing for 718 yards and 18 TDs...in junior year, was named all-conference second team.

Personal: A communication major.



Marvin
WASHINGTON 7

r-Fr. | QB | New Haven, Conn.

2017: Redshirted

High School: Led Dr. Phillips to 2016 Class 8A State Championship. Completed 160-273 (58%), logging 2,129 yards and

recording 21 touchdowns. Led team in rushing with 659 yards on 93 carries, averaging 7.1 yards per carry and rushed for three touchdowns.

Personal: A pre-sport management major.



Kyle
WILLIAMS 37

Jr. | DB | Hamden, Conn.

2017: Played in three games...Notched two tackles.

2016: Did not see game action.

High School: Lettered four years at Hamden Hall Country Day School under head coach Joe Linta... 2016 First Team All-Fairchester (WR)...2015 Second Team All-Fairchester (WR)...Two-time team captain (2015, '16)...Member of 1,000 yards receiving club...Set a school record with four interceptions in a single game.

Personal: Robert Kyle Williams...A human development and family studies major.



Hunter
WEBB 33

r-Fr. | LB | Montoursville, Pa.

High School: Three-sport athlete in high school (football, baseball and basketball). Played running back, wide receiver and

linebacker. Accumulated 797 career all-purpose yards and scored 10 total touchdowns. On defense, racked up 395 total tackles, 15 sacks, two forced fumbles and four interceptions. Named to 2016 All-State, All-Conference and All-District teams. 2016 Williamsport Sun Gazette Linebacker of the Year. In 2017, set school single-season tackles record with 179. Three-time all-conference performer in baseball. Two-time all-conference performer in basketball and won 2016 Conference Defensive Player of the Year. 2017 PIA AAA All-State.

Personal: A communication major.



Rhakim
WILLIAMS 49
r-So. | LB | Worcester, Mass.

2017: Did not see game action.

High School: Played at Doherty Memorial High School in Worcester, Mass... Played at linebacker in high school...Also ran track at Doherty...Set Indoor School

Record in 3000M (42.04) in 2014.

Personal: A human development and family studies major.



Jeff
WOODCOCK 38
r-Sr. | LB | Middletown, Conn.

2017: Did not see any game action.

High School: Played football at Middletown High School for head coach Sal Morello...Super 100 All-Star in 2014... Played linebacker and on the offensive

line...Helped team rush for 2,768 yards and score 35 touchdowns.

Personal: A psychological sciences and sociology double major.



COACHING STAFF



HEAD COACH RANDY EDSALL

2018 UCONN FOOTBALL



Randy Edsall enters the second season of his second stint as the UConn head football coach after being with the program for 12 seasons from 1999-2010. He led the program from Division I-AA status in 1999 to an appearance in the Bowl Championship Series and the Tostitos Fiesta Bowl following the 2010 season.

Coach Edsall returns to UConn from the NFL's Detroit Lions where he was Director of Research -- Special Projects. Prior to that he served as head football coach of the University of Maryland from 2011-2015.

Edsall was named the 27th Head Football Coach at the University of Connecticut on December 21, 1998.

During his first term in Storrs, the program blossomed from a major college football newcomer to a team that made five bowl appearances in seven years and four consecutive. He has recorded the most wins in program history (77) and coached in the most games (156). In addition to being the winningest coach

in school history, Edsall's coaching record in the school's first nine FBS seasons (2002-2010) was 65-46.

Despite starting the 2010 season with an 0-2 conference mark and 3-4 overall, the Huskies rebounded and finished the year with five consecutive Big East wins to earn the league championship and a spot in a BCS bowl game. UConn's trip from the FCS (former Division I-AA) to the BCS in 11 seasons was the most rapid in the history of the series. For his efforts and those of the team, he was named the 2010 Big East Coach of the Year.

UConn's trip to the 2011 Tostitos Fiesta Bowl marked the fourth consecutive bowl trip for the Huskies and the fifth since 2004. The Huskies defeated South Carolina in the 2010 Papajohns.com Bowl by a 20-7 score. Edsall guided the Huskies to a 38-20 win over Buffalo in the 2009 International Bowl, led the team to a victory in the 2004 Motor City Bowl (39-10 over Toledo) and an appearance in the 2007 Meineke Car Care Bowl.

UConn joined the Big East Conference in 2004, finishing just one-win shy of tying for the conference championship. The Huskies went 8-4 in their debut season in the conference and defeated Toledo in the Motor City Bowl to cap a historic season.

The Huskies led the conference in total defense each of their first two years in the league and again in 2008. During their debut season in 2004, UConn led the Big East in both total offense and total defense. During this span, UConn finished in the national top 20 for total offense (2003, 2004) and total defense (2002, 2005, 2008). The Huskies finished an impressive sixth in the country in total defense in 2008.

In addition to the great success on the field, UConn performed admirably in the classroom under Edsall. UConn was recognized by the American Football Coaches Association for its high graduation rate six times, most recently in 2017, during Edsall's career.

In the October 2009 release of the NCAA Graduation Success Rate, UConn had the highest mark of any Big East team. That season also saw the team post a 951 in the NCAA's Academic Progress Rate (APR), which placed the Huskies in the top 30 percent in the country. In 2008, UConn had the highest GSR for African-American student-athletes among all state universities that participated in a bowl game following the 2008 season.

In 2007, UConn was one of just six schools to play in a bowl game and also post a GSR over 80-percent for both its Caucasian and African-American student-athletes.

In 2003, UConn was the only public I-A school to graduate at least 90 percent of its football players and in 2005, UConn was one of only eight schools to both graduate 70 percent and win a bowl game.

RANDY EDSALL Year-By-Year Coaching Record

Year	Overall	Conf.	Standing	Bowl
<i>UConn (Atlantic 10 Conference) (1999)</i>				
1999	4-7	3-5	T6th	
<i>UConn (NCAA Division I-A Independent) (2000-2003)</i>				
2000	3-8			
2001	2-9			
2002	6-6			
2003	9-3			
<i>UConn (Big East Conference) (2004-2010)</i>				
2004	8-4	3-3	T5th	W Motor City
2005	5-6	2-5	T6th	
2006	4-8	1-6	T7th	
2007	9-4	5-2	T1st	L Meineke Car Care
2008	8-5	3-4	5th	W International
2009	8-5	3-4	T4th	W PapaJohns.com
2010	8-5	5-2	T1st	L Fiesta
<i>Maryland (Atlantic Coast Conference) (2011-2013)</i>				
2011	2-10	1-7	6th (Atlantic)	
2012	4-8	2-6	5th (Atlantic)	
2013	7-6	3-5	5th (Atlantic)	L Military
<i>Maryland (Big Ten Conference) (2014-2015)</i>				
2014	7-6	4-4	3rd (East)	L Foster Farms
2015	2-4	0-2	7th (East)	
Maryland Overall (Five Seasons): 22-34, 10-24 in conference				
<i>UConn (American Athletic Conference) (2017-present)</i>				
2017	3-9	2-6	T4th (East)	

UConn Overall (13 seasons): 77-79, 24-32 in conference

Randy Edsall Career Overall (18 seasons): 99-110



After winning the last four games of the 2002 season, including a benchmark victory against Iowa State in the regular-season finale, UConn moved into Rentschler Field and enjoyed the nation's largest attendance increase during the 2003 season.

The 2007 season witnessed a new level of excitement in Storrs as the Huskies earned their first ever national rankings, peaking at No. 13 in the BCS standings on Nov. 5. UConn became just the second Big East team to ever go 7-0 at home and defeated three teams there which were ranked in the Top 10 at some point during the season. The Big East Champion Huskies finished that season at 9-4 with a berth in the Meineke Car Care Bowl, earning Edsall New England Division I Coach of the Year accolades.

Edsall brought 19 years of previous coaching experience to the Husky program, including 15 seasons on the collegiate level and three in the NFL. Edsall joined the Huskies after completing the 1998 season as the defensive coordinator at Georgia Tech, where he helped the 14th-ranked Yellow Jackets complete a 9-2 campaign.

Prior to joining the staff at Georgia Tech, Edsall spent three seasons as the secondary coach for the Jacksonville Jaguars of the National Football League. In his three seasons on Tom Coughlin's staff, Edsall was a part of one of the most successful expansion franchises in the history of the NFL. The Jaguars reached the playoffs in 1996 and 1997, including a berth in the AFC Championship Game in 1996.

Edsall began his coaching career in 1980 at his alma mater, Syracuse University. A former quarterback for the Orangemen,

Edsall started as a graduate assistant from 1980-1982. In 1983, coach Dick MacPherson named Edsall running backs coach. He coached the running backs for three seasons at Syracuse (1983-84 and 1986) and coached the tight ends in 1985 before making the switch to the defensive side of the ball. He coached the Syracuse defensive backs from 1987-1990 and during that period the Orangemen were ranked amongst the National Division I-A leaders in pass defense.

Edsall was a three-year letterwinner in football, basketball and baseball at Susquehannock High School in Glen Rock, Pa. He was an all-state selection in all three sports in his senior season and has been inducted into the York Area Sports Hall of Fame. He then went on to Syracuse, where he was a member of the football team and earned one varsity letter as a quarterback for the Orangemen. He was a member of the Syracuse squad that captured the 1979 Independence Bowl title under head coach Frank Maloney.

Edsall is a native of Glen Rock, Penn., and earned a bachelor's degree in physical education from Syracuse in 1980 and added a master's degree in health and physical education in 1982 from Syracuse.

He and his wife, Eileen, a former basketball and volleyball letterwinner at Syracuse, have a daughter, Alexi and a son, Corey.





Assistant Head Coach/Running Backs



Terry Richardson begins the second season of his second stint with the Huskies. Richardson was on Edsall's staff at UConn from from 1999-2011 and is in his second season as the assistant head coach and running backs coach for the Huskies.

Richardson worked one season as running backs coach at the University of Maryland in 2015 after spending the previous two seasons (2013 & 2014) in the same role with the Jacksonville Jaguars.

Under Richardson's direction, the Jaguars finished sixth in the NFL in 2014 in yards per carry (4.5). In 2013, Richardson oversaw a running back group that featured veteran Maurice Jones-Drew (803 yards), first-year pro Jordan Todman (256 yards) and 2013 fifth-round draft pick Denard Robinson (66 yards). Jones-Drew led the team with five touchdowns while Todman produced career-best numbers.

Prior to his two seasons with the Jaguars, Richardson, a veteran of 14 years coaching experience on the collegiate level, served as the University of Miami's running backs coach and Florida recruiting coordinator from 2011-12.

Under Richardson's guidance at Miami, Duke Johnson and Lamar Miller registered two of the best seasons in the school's history by a running back. Johnson was named Freshman All-America in 2012 after rushing for a school freshman-record 947 yards and 10 touchdowns while earning Walter Camp All-America honors as a kick returner. He was named the 2012 ACC Rookie of the Year.

In 2011, Richardson coached Miller who finished with 1,272 rushing yards, the third-most in school history behind Willis McGahee (1,753) and Edgerrin James (1,416). Miller became only the eighth player in school history to surpass the 1,000-yard mark in a season had seven games with 100-plus rushing yards.

Prior to joining Miami, Richardson spent 12 seasons at Connecticut as running backs coach under current Maryland head coach Randy Edsall. Richardson groomed Jordan Todman who was named the 2010 BIG EAST Offensive Player of the Year after he ranked second in the country with 143.1 rushing yards per game. He earned second-team All-America honors from the Walter Camp Foundation. The Huskies ranked 31st in the nation in 2010 with 179.9 rushing yards per game. Richardson was a nominee for the 2010 Broyles Award, given to the nation's top college football assistant coaches.

In 2009, Richardson worked with two 1,000-yard rushers in Todman and All-BIG EAST second-team selection Andre Dixon. UCONN was just one of three NCAA FBS schools to boast a pair of 1,000-yard rushers. The 2008 season saw running back Donald Brown become the nation's leading rusher as he was named the BIG EAST Offensive Player of the Year and a first-team All-America pick by the Sporting News. He became the school's first NFL first-round draft pick in 2009 as he was selected by the Indianapolis Colts.

A native of Broward County (Fla.), Richardson was a four-year letter winner at running back for Syracuse and wore the fabled uniform number 44. The coveted jersey is awarded to only exceptional Orange rushers, including Jim Brown and 1961 Heisman Trophy winner Ernie Davis. Richardson led the team in rushing as a senior in 1993 and helped the Orange to three bowl berths during his career.

Richardson signed a free agent contract with the Cincinnati Bengals in 1994 and also spent time with the Philadelphia Eagles (1995), Kansas City Chiefs (1996) and Pittsburgh Steelers (1996-97).

In 1998 he returned to his high school, Northeast, in Oakland Park, Fla., as offensive coordinator and running backs coach to start his coaching career.



Defensive Coordinator



Billy Crocker begins his second season at UConn as the defensive coordinator.

Crocker completed his 12th year at Villanova in 2016 and his fifth as the team's Defensive Coordinator. After coaching the defensive line for five seasons, Crocker was elevated to linebackers coach and Special Teams Coordinator for the 2011 season, before earning the Defensive Coordinator title in 2012. Crocker is currently in his second stint at Villanova. From 2001-02, he was the team's defensive assistant.

In 2016 Crocker's unit ranked No. 1 in the nation giving up 15 points per game. Villanova also led the FCS in total defense (259.9 yards per game). The Wildcats also ranked third in red zone defense and fourth in rushing defense.

In 2015, Crocker's defense gave up 18.4 points per game which ranked second in the CAA and 11th nationally. The Wildcats also ranked second in the CAA in total defense at 309.1 yards per game which was good enough for 16th in the national statistics. In addition, Villanova led the CAA and ranked fourth in the country a season ago in red zone defense allowing 18 scores in 31 attempts.

Crocker guided five players to All-CAA distinction last year highlighted by senior linebacker Don Cherry and junior defensive end Tanoh Kpassgamon who were named to the first team. The other three defensive honorees included senior safety Cameron McCurry, junior corner Jason Ceneus and junior linebacker Austin Calitro who were all third team members.

In 2014, Crocker's defense gave up 22.1 points per game and led the CAA and ranked eighth nationally in rushing defense at 106.7 yards per contest. The Wildcat defense also ranked in the Top 25 in three other categories in the national statistics, including turnovers forced (17th), tackles for loss (23rd) and opponent third down percentage (25th). Under Crocker's direction in 2014, Cherry tallied 134 tackles, 21.5 tackles for loss and 10 sacks en route to being a first team All-American and a first team All-CAA honoree. In addition, Cherry finished second in the Buck Buchanan voting for the national defensive player of the year. Three other Wildcat defenders earned All-Conference accolades last season, including senior nose guard Pat Williams and senior safety Joe Sarnese who were second team honorees and Ceneus who was a third team selection.

Crocker was honored in 2014 as the Person of the Year by The Southeastern Connecticut Chapter of the National Football Foundation and Hall of Fame. Crocker is a native of Waterford, Conn., and a graduate of Waterford High School.

During the 2013 season, Crocker's defense produced five All-CAA players highlighted by senior defensive end Rakim Cox who was a first team selection and Cherry who was named second team All-Conference.

In his first year as the team's Defensive Coordinator in 2012, the Wildcats ranked second in the CAA in scoring defense at 20.9 points per game. Crocker's defense also produced six All-CAA performers in 2012, including three first team honorees.

As the team's linebacker coach in 2011, Crocker guided freshman linebacker Dillon Lucas to an outstanding rookie campaign. Lucas tallied a team-high 92 tackles and earned Defensive Rookie of the Year honors from both the CAA and ECAC. Lucas also earned third team All-CAA distinction.

In 2010 as the Wildcat defensive line coach, Crocker helped senior nose guard Thomas Weaver and true freshman defensive end Antoine Lewis to third team All-CAA honors.

Under Crocker's direction in 2009, senior defensive end Tim Kukucka was a first team All-CAA honoree and a third team All-American and senior nose guard Phil Matusz garnered second team All-CAA accolades. Crocker guided Kukucka to three seasons of All-Conference honors as he finished his Villanova career with 162 tackles, 25.5 sacks and 49 tackles for loss.

In 2008, Crocker coached senior defensive end Greg Miller to first team All-American honors from the Sports Network, Walter Camp Foundation and American Football Coaches Association, first team All-CAA honors and All-East distinction. Miller finished his outstanding season with 49 tackles, 15 tackles for loss, 5.5 tackles for loss and two forced fumbles. Miller wasn't the only Crocker product to earn All-Conference accolades last season. Kukucka garnered second team All-CAA honors and senior defensive lineman Dave Dalessandro was a third team choice. Kukucka was also a second team All-Conference choice in 2007.

Crocker came to Villanova from the University at Albany where he coached the running backs from 2003-04. During his stint at Albany, Crocker helped Albany to the 2003 NEC championship and coached running back Gary Jones to third team Associated Press All-American distinction. In addition, Jones graduated as Albany's all-time career rushing leader.

Crocker attended the United States Coast Guard Academy from 1997-2001 where he was a three-year letterwinner as a defensive back in football and a one-year letterwinner during his freshman year in baseball. He is a 2002 graduate of Villanova University where he earned a Bachelor of Science Degree in Business Administration. Crocker also owns a Master's Degree in Curriculum Development & Instructional Technology from the University at Albany.

Crocker and his wife Kristina have three children, a son Ryan and two-year old twins, Will and Bryn.



Offensive Coordinator



John Dunn begins his first season as the offensive coordinator for the UConn football team.

“Having John join our staff as offensive coordinator/quarterback coach will enhance our staff tremendously, as he has a wealth of knowledge in different schemes and has learned and coached under some of the best offensive minds in the game. He has an outstanding offensive mind and understands how to attack people and take advantage of personnel match ups,” head coach Randy Edsall said.

“His philosophy of being a multiple, no huddle offense that ATTACKS using multiple tempos, personnel groupings and formations defines our vision offensively. His NFL experience will allow us to grow our passing game and also aid in the recruitment of prospective student-athletes. John is a proven recruiter and evaluator and has recruited in the areas where we will be recruiting heavily. I’m really excited about having John on board and look forward to what we will be accomplishing as we move forward.”

“I’m so grateful to coach Edsall for the chance to join this team,” said Dunn. “I’m thrilled for this opportunity and my family and I look forward to being a part of UConn football.”

Dunn spent the last two seasons with the Chicago Bears under head coach John Fox, first as the offensive quality control coach during the 2016 season and then as an offensive assistant in 2017.

“John is as good an offensive mind as I’ve been around,” said Fox. “He has a great feel for the run game as well as pass game. He has the ability to relate to and motivate players and is an outstanding coach with a bright future!”

During his time with the Bears, Dunn was responsible for all offensive playbook and self-scout information while also assisting the wide receivers and quarterbacks. He was responsible for the protection plan and ran the offensive line protection meetings during the week in addition to assisting the offensive coordinator in all his duties with the team.

Prior to his time with Chicago, Dunn spent five seasons as the tight ends coach/recruiting coordinator under Edsall at the University of Maryland. During his time in College Park, Dunn led the recruiting effort that inked top-35 recruiting classes in two of his last three seasons and signed the Washington, D.C. Gatorade State Player of the Year in 2012 and 2013.

He also assisted in all red zone game-planning and helped lead a Maryland offense that finished ninth nationally in red zone scoring percentage. Dunn served as the graduate assistant liaison and helped the Terps’ offense eclipse the 5,000-yard plateau for only the fourth time in program history. That year Maryland passed for 3,231 yards, which marked the third-highest total in school history.

Before coming to Maryland, Dunn spent three seasons as a graduate offensive assistant with LSU.

At LSU, Dunn helped coach the offensive line and quarterbacks and ran meetings with those position groups. Dunn also had primary responsibility for the assimilation of the playbook and all computer drawings, as well as all practice scripts and game plans.

In 2010, the Tigers went 11-2 and defeated Texas A&M in the Cotton Bowl, their fifth victory over a ranked opponent that season. In his three years at LSU, the Tigers had a 28-11 record and went 2-1 in bowl games.

Dunn also assisted with all on-campus recruiting for the Tigers, as they pulled in the No. 11 class in 2008, the No. 1 class in 2009 and the No. 8 class in 2010, according to ESPN.com’s rankings.

Dunn walked on at North Carolina in 2001 and played there until 2003 when his career was cut short by a neck injury. He served as a student assistant while finishing his undergraduate studies. In his second season on the Tar Heel staff, Dunn became a quality control assistant and then worked as a graduate coaching assistant on the offensive side of the ball his final two years (2006-07) in Chapel Hill.

At Carolina, Dunn helped tutor wide receiver Hakeem Nicks who finished the 2007 season ranked in the top-35 nationally in receptions (6.2) and receiving yards per game (79.83) while earning All-ACC first team honors. Nicks was taken 29th overall by the New York Giants in the 2009 NFL Draft.

Dunn played quarterback and tight end for the Tar Heels, lettering in 2003. He is married to the former Lindsay Moffitt, and they have a son, Carter (5), and a daughter, Emerson (2).



Special Teams Coordinator



Eddie Allen begins his first season as the special teams coordinator for the UConn football team. Allen joins Randy Edsall's coaching staff after serving as the special teams coordinator for the University of Delaware since 2014.

"Eddie's aggressive approach to special teams was exactly what I was looking for in our special teams coordinator," Edsall said. "His teams have shown the ability to block kicks and be very fundamentally sound in the core four units involving special teams. He has delivered very good results as a special teams coordinator in all the places he has worked."

2017 saw Delaware tie for the top spot in the Colonial Athletic Association with a net punting average of 38.8 yards.

In 2016, Delaware ranked No. 4 in the CAA in kickoff returns (21.5 yards per return) and kickoff coverage (39.1 net average), was No. 6 in net punting (37.0), and did not have a punt blocked while blocking four kicks on the season.

During his time with the Blue Hens, Allen coached two-time All-CAA punter Eric Enderson, who earned third team All-America status during the 2014 season. Additionally, Allen coached punter Nick Pritchard to a spot on the All-CAA Third Team during the 2017 season.

"I am extremely excited to join Coach Edsall's staff," Allen said. "Being from the Northeast, I have followed the program closely through the years and I am looking forward to getting around our players and doing my part in the future of success of the program."

During his first two seasons at Delaware, Allen was also responsible for coaching the tight ends and helped develop All-American Nick Boyle at that position. Boyle was selected by the Baltimore Ravens in the fifth round of the 2015 NFL Draft.

Allen enjoyed great success during a six-year stint at the University of Rhode Island from 2008-13. During his tenure as a member of former head coach Joe Trainer's staff, he helped the Rams lead the CAA in fewest blocked kicks allowed and ranked No. 2 in kickoff return average (22.3) during the 2013 campaign. Rhode Island also ranked No. 3 in the CAA in kickoff returns (20.9) and allowed the second fewest return yards in the league during the 2012 season.

In 2011, Rhode Island averaged 21.5 yards per kick return while allowing an average of just 18.9 yards per return. In 2010, under the direction of Allen, URI ranked in the CAA's top five in four special teams categories and held the league's top kickoff return average (23.8).

Among the highlights was a blocked punt that was returned for the game-winning score over 2009 defending champion Villanova. In 2009, Rhode Island punter Tim Edger led the CAA in punting with a 41.5-yard average, and in 2008, the Rams blocked nine kicks on the season.

Prior to arriving at Rhode Island, Allen spent three seasons as a member of Greg Schiano's coaching staff at Rutgers. He joined the Scarlet Knights' football program in 2005 as a player development assistant and worked as a graduate assistant in 2007.

Allen began his collegiate coaching career as the offensive graduate assistant and video coordinator at Hofstra University in 2003. The following season, Allen moved on to Fort Scott Community College in Fort Scott, Kan., where he served as wide receivers coach.

A native of Somerville, N.J., Allen graduated with a bachelor's degree from the University of New Haven in 2003. He was a four-year letterwinner at quarterback for the Chargers.

He and his wife, Kristin have a daughter, Makayla, and two sons, Austin and Jackson.



Defensive Backs



Former NFL defensive back Curome Cox enters his second season as the defensive backs coach for the UConn football team.

Cox comes to Connecticut after spending four seasons on the Coastal Carolina football staff, coaching the corner backs and kickoff coverage unit on special teams.

Cox made an immediate impact in his first season as Coastal posted a then CCU-record 62 pass breakups (12 better than the previous mark) while his kickoff coverage unit led the Big South and ranked 16th nationally by allowing just 17.73 yards per return (an improvement of five yards per return over the previous season). Denzel Rice earned second team All-Big South honors as he tied a CCU single-season record with 12 pass breakups in a season. His total led the Big South and tied for 10th-best in the FCS for 2013. Also, then freshman Samson Baldwin was named Big South Freshman of the Week twice.

In year two, Coastal bettered its own mark with 64 pass breakups and set a school record with 77 passes defended. Coastal's defense led the Big South and ranked 26th nationally in pass efficiency defense. Rice, who went on to sign was once again named second team All-Big South as he and Kamron Summers each tallied 10 PBU. Also, Coastal's kick coverage unit ranked 24th in the NCAA FCS, allowing 17.67 yards per return.

The 2015 season saw even more improvement from the kick coverage unit as it ranked sixth in the NCAA FCS by allowing just 16.07 yards per return.

Cox came to Coastal Carolina after three seasons (2010-12) as a graduate assistant at Maryland. While at Maryland, Cox assisted with the Terrapins' defensive and special teams units. He also served as the junior college recruiter as well as on-campus liaison for potential student-athletes during official and unofficial visits.

Cox also spent time as an intern assistant coach as part of the NFL minority internship program with the Washington Redskins during July and August 2012. While with the Redskins, he contributed with the development and execution of practice elements and worked with the defensive secondary during film sessions.

The Arlington, Va., native spent five seasons in the NFL, playing for the Denver Broncos (2004-07) and Houston Texans (2007-09). While in Denver, Cox served on the special teams units, where he was a finalist for the 2006 AFC Special Team Player of the Year. He helped the Broncos to the AFC West title in 2005 and to the 2006 AFC Championship game. Once in Houston, Cox contributed on the special teams.

Cox played collegiately at Maryland where he earned All-ACC as well as All-ACC Academic honors in 2003. Cox, primarily a corner, ranks seventh on the Terps' all-time list with 10 career interceptions returned for 153 yards. He helped lead Maryland to the 2002 Orange Bowl, 2002 Peach Bowl and the 2004 Gator Bowl. During his time in Maryland, the Terps tallied a 41-20 record and claimed the 2001 ACC Championship.

Cox graduated from Maryland in 2003 with a degree in family studies. He earned a master's of arts degree in minority and urban education from Maryland in 2012.



Defensive Line



Dennis Dottin-Carter begins his second season with the Huskies as the defensive line coach.

Prior to joining UConn, Dottin-Carter worked at the University of Delaware for five seasons.

While at Delaware, he was named the Blue Hens' defensive line coach in 2013 and was promoted to the position of co-defensive coordinator in 2014.

Dottin-Carter was selected as Interim Head Coach on Oct. 16, 2016 after head coach Dave Brock was relieved of his duties. He led the Blue Hens for the final five weeks of the season and posted a record of 2-3, posting victories at home over Towson and on the road at Albany.

In 2015, Delaware's defense ranked No. 3 in the CAA in rushing defense (123.5/17th in NCAA), No. 3 in third-down conversion defense (.346/31st), No. 3 in scoring defense (20.5/22nd), and No. 5 in total defense (329.2/24th). Five Delaware defensive players earned All-CAA honors.

During the 2014 season, Delaware ranked No. 4 in the CAA in pass defense (197.2) and sixth in sacks (28). Under his tutelage, redshirt freshman Blaine Woodson was named the CAA Defensive Rookie of the Year.

Dottin-Carter also played a big role in the development of 2013 All-American defensive tackle Zach Kerr, who closed out his third season with the Indianapolis Colts in 2016.

Dottin-Carter, a native of Cambridge, Mass., earned his degree in kinesiology and physical education from the University of Maine following an outstanding playing career that saw him lead the Black Bears to Atlantic 10 (now CAA) titles in 2001 and 2002. He was a first team All-Atlantic 10 selection as a linebacker in 2002 when he also was named All-New England.

Dottin-Carter began his coaching career with former head coach Jack Cosgrove at Maine in 2008 as tight ends coach and also led the fullbacks, running backs, defensive line, and special teams during his five-year tenure.

He most recently served as Maine's defensive line and special teams coach. During his tenure, he coached five all-conference players, including All-American fullback Jared Turcotte in 2008. Maine led the CAA in scoring defense (19.5 points per game) and was fourth in sacks (22) in 2012.



Tight Ends

Corey Edsall begins his second season as the tight ends coach for the UConn football team.

Edsall spent two seasons on the Colorado football staff, 2016 was his first as a graduate assistant working with the defense. He joined the program in 2015 and worked as a football intern. In 2016, he was part of the biggest turn around season in PAC-12 history. The Buffaloes went 10-4 (8-1) and won the PAC-12 South Championship and appeared in the 2016 PAC-12 Championship game against the Washington Huskies.

Edsall, 24, has spent two summers as a scouting intern in a pair of National Football League training camps, New England in 2013 and Philadelphia in 2014.

He graduated with his bachelor's degree in Family Science from the University of Maryland in 2015. In 2011 he started out as a freshman at Syracuse University, where he played quarterback for coach Doug Marrone, before transferring to Maryland. At Maryland, he worked three years (2012-14) as a student assistant on the offensive side of the ball, and staffed a pair of bowl games with the Terrapins (2013 Military, 2014 Foster Farms).

Graduated from East Catholic High School in Manchester, Conn., where he lettered four times in football, twice in baseball and once in lacrosse. At Syracuse, he made the Big East All-Academic team for the 2011 season.

Offensive Line



Frank Giufre begins his first season as the offensive line coach for the UConn football team.

Giufre spent the last six seasons as the offensive quality control coach for the Indianapolis Colts. As part of his duties as the offensive quality control coach he served as the assistant tight ends coach during the 2012 season and as the assistant offensive line coach from 2013-17.

In total, Giufre has 17 years of coaching experience, including 11 seasons in college football.

"I'm pleased to have Frank join our staff and coach our offensive line," Edsall said. "His attention to detail and ability to teach and coach the fundamentals and techniques of offensive line play will benefit our young offensive line. Having college and pro experience really fit what I was looking for in an offensive line coach and after talking with Bruce (Arians), Chuck (Pagano) and Coach Cosgrove (former Maine head coach) it was apparent to me that Frank was our guy. He has a great ability to connect with the student-athletes and will be a tremendous asset on the recruiting trail."

In 2016, Giufre assisted with the development of the offensive line, one of the youngest position groups on the team. The Colts utilized seven different starting offensive line combinations and led the NFL with 34 rookie starts. Indianapolis was the only team in the league to start four different rookies along the offensive line. The unit paved the way for running back Frank Gore to rush for 1,025 yards and become the first Colt to eclipse 1,000 yards rushing since Joseph Addai in 2007.

"I'm excited to back in the Northeast and thrilled to be a part of Coach Edsall's program at UConn," Giufre said. "I have worked with (defensive line coach) Dennis Dottin-Carter and (director of player personnel) Michael Zyskowski during my time at Maine and have a great relationship with those guys. I can't wait to coach with them and everyone else on staff in Storrs! It is an honor and a privilege to be on Coach Edsall's staff and I am grateful for the opportunity."

In 2014, Giufre assisted an offense that set franchise single-season records in net yards (6,506) and net passing yards (4,894), while recording its second-highest point total (458) for a season. The team finished the regular season ranked first in the NFL in passing yards, third in net yards, fourth in time of possession and sixth in points scored.

In 2013, Giufre helped coach an offense that averaged 341.8 yards per game, including 232.8 passing and 108.9 rushing. The Colts 1,743 total rushing yards were the most for the team since the 2006 campaign. Indianapolis set franchise records for the fewest turnovers (14) and fumbles lost (four) and became the first team in the NFL to finish a season with the least amount of turnovers and penalties since the 2002 Kansas City Chiefs.

In 2012, Giufre assisted with a Colts offensive unit that averaged 362.4 net yards per game. Indianapolis also rushed for 104.4 yards per game, which is the most for the team since the 2007 campaign. Giufre coached a rookie class that generated 3,108 total offensive yards, which is the most by a team's rookie class since the 1970 NFL merger.

Prior to joining the Colts, Giufre spent five seasons as the run game coordinator, offensive line coach and tight ends coach at the University of Maine (2007-2011).

While at Maine, Giufre coached five offensive linemen who earned All-Colonial Athletic Association honors. In each of his first three seasons, the offensive line ranked in the top 18 nationally in fewest sacks allowed. Maine also finished in the CAA top four in rushing in each of Giufre's first two seasons, including paving the way for running back Jhamal Fluellen to rush for 1,052 yards in 2007.

Prior to coaching at Maine, Giufre spent the previous three seasons as the offensive line coach at Sacred Heart University (2004-06). In 2004, Sacred Heart led the Northeast Conference in fewest quarterback sacks allowed with 13.0. Giufre's offensive line cleared the way for running back Ed Pricolo to earn NCAA FCS All-America honors in 2004 and 2005.

Giufre started his collegiate coaching career as a graduate assistant at the University of Miami (Fla.) (2001-03), working with the offensive and defensive lines and the tight ends. During his time with Miami, the Hurricanes won the 2001 National Championship with a 37-14 victory over Nebraska in the Rose Bowl and defeated Florida State in the 2004 Orange Bowl.

Giufre started his coaching career at Christian Brothers Academy High School in Syracuse, N.Y., where he coached the offensive line during the 2000 season.

Giufre was a two-year letter winner as a guard and center at Syracuse University. He made five bowl appearances with the Orange, suiting up for the Music City Bowl, Orange Bowl, Fiesta Bowl, Liberty Bowl and Gator Bowl. He earned his bachelor's degree in health and exercise science.

Giufre and his wife, Jessica, have two sons, James and Dominic.



Wide Receivers



Aaron Smith has rejoined the Huskies, this time as a coach, after playing on the football team from 2004-2006. Smith enters his second season as the wide receivers coach for UConn.

Smith completed his fourth season on the University at Albany football staff in 2016, serving as recruiting coordinator, pass game coordinator, and wide receivers coach.

Under Smith's direction in 2014, Josh Gontarek was named the CAA Offensive Rookie of the Year, boasting the best freshman receiving numbers in program history with 58 receptions, 687 receiving yards, and eight receiving touchdowns.

Smith, a native of West Point, N.Y. and son of an Army colonel, brought seven years of collegiate coaching experience to UAlbany. He spent the 2012 season leading the wide receivers at Boston College where he helped junior Alex Amidon develop into one of the ACC's best. Amidon's 1,210 yards receiving at the end of the regular season ranked second in the ACC, just four yards behind the leader.

Smith spent the five seasons prior (2007-11) as the receivers coach at Columbia University, coaching two All-Ivy League honorees, including Austin Knowlin, Columbia's all-time leader in receptions (210) and receiving yards (2,484). Smith also served as the Lions' recruiting coordinator in 2011.

Smith started his coaching career at the United States Coast Guard Academy in 2006.

As an undergraduate, Smith played football at both the University of Maryland and the University of Connecticut, helping his teams to appearances in the Peach, Orange, and Motor City Bowls. While competing at UConn, he was presented with two Scholar Athlete Awards, and graduated with a degree in political science in 2006.

Smith and his wife Kristin have a daughter, Mia, and son, Cash.



Linebackers



Jon Wholley starts the second season of his second stint at UConn after spending four years with Connecticut from 2010-2013. Wholley enters his second season as the linebackers coach in 2018.

Wholley just finished his third season as the defensive coordinator and linebackers coach at Fordham in 2016. A 2004 graduate of the University of Connecticut who earned a master's degree from UConn in 2008. He worked with the linebackers for the last three seasons after coaching the tight ends in 2010.

In 2015, Wholley co-coordinated a Fordham defense that led the Patriot League and was 10th in the NCAA FCS in turnovers gained (29) and fumbles recovered (13) while also leading the league and ranking 17th in the nation in passes intercepted (16). Individually the Rams had four players named All-Patriot League with Stephen Hodge (LB) and Jihaad Pretlow (DB) earning first team honors and JQ Bowers (DB) and Niko Thorpe (LB) being placed on the second team. Additionally, Hodge was named a consensus All-American.

In 2014, Wholley led a Fordham defense that saw seven players earn All-Patriot League honors, including linebackers Austin Hancock and De'Nard Pinckney. The Rams led the Patriot League and were ninth in the NCAA FCS in passing yards allowed (164.2) while also leading the league and ranking 14th in the nation in red zone defense (.714). Fordham also led the conference, and was 28th in the NCAA FCS, in fumbles recovered (11) as well as tackles for loss (6.9), ranking 32nd in the NCAA FCS. The Rams were also second in the Patriot League in both sacks (2.43) and third down conversions (.353), ranking 30th and 33rd, respectively, in the NCAA in each category.

In 2012 at UConn, a pair of linebackers earned First Team All-BIG EAST honors in Sio Moore and Yawin Smallwood. Moore was a third round pick of the Oakland Raiders in the 2013 NFL Draft and played in the Senior Bowl and East-West Shrine Game and also took part in the NFL Combine.

Wholley worked a one year stint at Fordham 2009 as an assistant coach, he worked with the running backs and was the recruiting coordinator. The Rams led the NCAA Football Championship Subdivision in total offense that year at 488.82 yards per game.

A Southington, Conn. native, Wholley was a member of the UConn football team from 2001-04 as a running back, joining the team as a walk-on. He later earned a scholarship and was a member of the 2004 Motor City Bowl championship team.

Wholley earned his undergraduate degree in political science from UConn in December of 2004.

Following graduation, he was an assistant coach at Central Connecticut State for the 2005 season, working with the tight ends. The Blue Devils had a 7-4 record and were Northeast Conference co-champions.

Wholley then returned to UConn as a graduate assistant coach for the 2006-08 seasons working on the offensive side of the ball. He was part of the coaching staff that led the Huskies to a share of the 2007 BIG EAST Championship and an appearance in the 2007 Meineke Car Care Bowl.

Wholley earned his master's degree in kinesiology from UConn in December of 2008.

Wholley and his wife, the former Carly Venditto, were married in July 2012. They have two children, Lucas Wholley, 2, and newborn Tyler Wholley.



2017 Team Statistics

2017 Individual Statistics

2017 Games in Review

Holy Cross

Virginia

ECU

SMU

Memphis

Temple

Tulsa

Missouri

USF

UCF

Boston College

Cincinnati

Foley Fatukasi led the Huskies with 7.5 tackles for loss. Fatukasi was drafted by the New York Jets in the 2018 NFL Draft.

2017 IN REVIEW



2017 TEAM STATISTICS

2018 UCONN FOOTBALL MEDIA GUIDE

2017 CONNECTICUT TEAM STATISTICS

Date	Opponent	Score	Overall	Conference	Time	Attend
Aug 31, 2017	HC	W 27-20	1-0	0-0	3:27	24435
Sep 16, 2017	at Virginia	L 18-38	1-1	0-0	2:59	33056
* Sep 24, 2017	ECU	L 38-41	1-2	0-1	3:20	14036
* Sep 30, 2017	at SMU	L 28-49	1-3	0-2	3:07	17237
* Oct 06, 2017	MEMPHIS	L 31-70	1-4	0-3	3:42	19230
* Oct 14, 2017	at Temple	W 28-24	2-4	1-3	3:19	29849
* Oct 21, 2017	TLS	W 20-14	3-4	2-3	3:03	24814
Oct 28, 2017	MU	L 12-52	3-5	2-3	3:34	21062
* Nov 04, 2017	#23 USF	L 20-37	3-6	2-4	3:10	18430
* Nov 11, 2017	at #12 UCF	L 24-49	3-7	2-5	3:23	29384
Nov 18, 2017	BC	L 16-39	3-8	2-5	3:25	20133
* 11/25/17	at Cincinnati	L 21-22	3-9	2-6	3:12	23125

Team Statistics	UCONN	OPP
SCORING	283	455
Points Per Game	23.6	37.9
Points Off Turnovers	20	85
FIRST DOWNS	256	308
Rushing	95	114
Passing	130	173
Penalty	31	21
RUSHING YARDAGE	1752	2221
Yards gained rushing	2072	2511
Yards lost rushing	320	290
Rushing Attempts	486	447
Average Per Rush	3.6	5.0
Average Per Game	146.0	185.1
TDs Rushing	17	26
PASSING YARDAGE	3230	4007
Comp-Att-Int	256-421-11	318-473-6
Average Per Pass	7.7	8.5
Average Per Catch	12.6	12.6
Average Per Game	269.2	333.9
TDs Passing	18	34
TOTAL OFFENSE	4982	6228
Total Plays	907	920
Average Per Play	5.5	6.8
Average Per Game	415.2	519.0
KICK RETURNS: #-Yards	50-1054	22-509
PUNT RETURNS: #-Yards	10-67	17-64
INT RETURNS: #-Yards	6-40	11-176
KICK RETURN AVERAGE	21.1	23.1
PUNT RETURN AVERAGE	6.7	3.8
INT RETURN AVERAGE	6.7	16.0
FUMBLES-LOST	21-8	14-5
PENALTIES-Yards	63-586	108-974
Average Per Game	48.8	81.2
PUNTS-Yards	64-2442	53-2326
Average Per Punt	38.2	43.9
Net punt average	36.5	40.7
KICKOFFS-Yards	58-3688	83-5110
Average Per Kick	63.6	61.6
Net kick average	39.3	40.4
TIME OF POSSESSION/Game	29:34	30:26
3RD-DOWN Conversions	76/191	85/179
3rd-Down Pct	40%	47%
4TH-DOWN Conversions	11/27	10/23
4th-Down Pct	41%	43%
SACKS BY-Yards	23-157	35-203
MISC YARDS	0	0
TOUCHDOWNS SCORED	36	61
FIELD GOALS-ATTEMPTS	12-18	10-14
ON-SIDE KICKS	0-1	0-1
RED-ZONE SCORES	(31-42) 74%	(46-53) 87%
RED-ZONE TOUCHDOWNS	(22-42) 52%	(39-53) 74%
PAT-ATTEMPTS	(27-29) 93%	(57-60) 95%
ATTENDANCE	142140	132651
Games/Avg Per Game	7/20306	5/26530
Neutral Site Games		0/0

Score by Quarters	1st	2nd	3rd	4th	OT	Total
UConn	49	54	91	89	0	283
Opponents	101	130	106	118	0	455

2017 INDIVIDUAL STATISTICS

2018 UCONN FOOTBALL MEDIA GUIDE



2017 CONNECTICUT INDIVIDUAL STATISTICS

<u>Rushing</u>	<u>g</u>	<u>att</u>	<u>gain</u>	<u>loss</u>	<u>net</u>	<u>avg</u>	<u>td</u>	<u>lg</u>	<u>avg/g</u>
MENSAH, Kevin	1	126	592	31	561	4.5	4	70	51.0
HOPKINS, Nate	1	92	363	20	343	3.7	7	37	31.2
PINDELL, David	7	72	335	46	289	4.0	3	19	41.3
NEWSOME, Arkeel	1	67	282	21	261	3.9	3	64	26.1
SHIRREFFS, Bry.	9	90	359	159	200	2.2	0	49	22.2
WILLIAMS, Don.	1	7	53	0	53	7.6	0	25	4.8
DIXON, Keyion	1	9	47	6	41	4.6	0	11	3.4
THOMPSON, Jaso	9	10	28	1	27	2.7	0	10	3.0
BEALS, Tyraiq	1	2	9	5	4	2.0	0	9	0.3
O'REILLY, Donev	2	1	3	0	3	3.0	0	3	1.5
SKANES, Quayvon	1	2	1	2	-1	-0.5	0	1	-0.1
TEAM	8	8	0	29	-29	-3.6	0	0	-3.6
Total	1	486	2072	320	1752	3.6	17	70	146.0
Opponents	1	447	2511	290	2221	5.0	26	65	185.1

<u>Passing</u>	<u>g</u>	<u>effic</u>	<u>comp</u>	<u>att</u>	<u>in</u>	<u>pct</u>	<u>yds</u>	<u>td</u>	<u>lg</u>	<u>avg/g</u>
SHIRREFFS, Bry.	9	153.58	171	260	5	65.8	2287	14	80	254.1
PINDELL, David	7	103.09	84	159	6	52.8	937	4	60	133.9
SKANES, Quayvon	1	75.20	1	2	0	50.0	6	0	6	0.5
Total	1	1134.14	256	421	11	60.8	3230	18	80	269.2
Opponents	1	1159.57	318	473	6	67.2	4007	34	95	333.9

<u>Receiving</u>	<u>g</u>	<u>no.</u>	<u>yds</u>	<u>avg</u>	<u>td</u>	<u>lg</u>	<u>avg/g</u>
MAYALA, Hergy	1	43	615	14.3	7	80	61.5
SKANES, Quayvon	1	35	335	9.6	1	37	27.9
DIXON, Keyion	1	33	360	10.9	1	59	30.0
MCLEAN, Aaron	1	31	472	15.2	2	64	39.3
BEALS, Tyraiq	1	30	266	8.9	0	47	22.2
NEWSOME, Arkeel	1	25	541	21.6	2	79	54.1
DONALDSON, Ma	1	16	225	14.1	3	45	20.5
DAVIS, Tyler	1	14	156	11.1	0	58	14.2
MENSAH, Kevin	1	14	103	7.4	0	20	9.4
BLOOM, Alec	1	5	101	20.2	1	30	8.4
MYERS, Tommy	1	3	28	9.3	1	17	2.3
HOPKINS, Nate	1	3	13	4.3	0	6	1.2
THOMPSON, Jaso	9	2	5	2.5	0	7	0.6
SHIRREFFS, Bry.	9	1	6	6.0	0	6	0.7
BUSS, Kyle	6	1	4	4.0	0	4	0.7
Total	1	256	3230	12.6	18	80	269.2
Opponents	1	318	4007	12.6	34	95	333.9

<u>Punt Returns</u>	<u>no.</u>	<u>yds</u>	<u>avg</u>	<u>td</u>	<u>lg</u>
SKANES, Quayvon	7	41	5.9	0	18
SWANN, Jordan	3	26	8.7	0	18
Total	10	67	6.7	0	18
Opponents	17	64	3.8	0	17

<u>Interceptions</u>	<u>no.</u>	<u>yds</u>	<u>avg</u>	<u>td</u>	<u>lg</u>
COYLE, Tyler	2	34	17.0	1	34
SWANN, Jordan	1	0	0.0	0	0
TERRY, Marshe	1	6	6.0	0	6
SUMMERS, Jamar	1	0	0.0	0	0
BELL, Tre	1	0	0.0	0	0
Total	6	40	6.7	1	34
Opponents	11	176	16.0	1	65

<u>Kick Returns</u>	<u>no.</u>	<u>yds</u>	<u>avg</u>	<u>td</u>	<u>lg</u>
SKANES, Quayvon	26	540	20.8	0	42
BUSS, Kyle	10	240	24.0	0	38
SWANN, Jordan	8	207	25.9	0	60
O'REILLY, Donev	2	31	15.5	0	19
ROSE, Jay	2	2	1.0	0	0
MENSAH, Kevin	1	15	15.0	0	15
THOMPSON, Jaso	1	19	19.0	0	19
Total	50	1054	21.1	0	60
Opponents	22	509	23.1	0	50

<u>Fumble Returns</u>	<u>no.</u>	<u>yds</u>	<u>avg</u>	<u>td</u>	<u>lg</u>
COYLE, Tyler	1	8	8.0	0	8
TERRY, Marshe	1	35	35.0	0	35
Total	2	43	21.5	0	35
Opponents	2	21	10.5	0	18



2017 INDIVIDUAL STATISTICS

2018 UCONN FOOTBALL MEDIA GUIDE

2017 INDIVIDUAL STATISTICS

Scoring	td	fg	PAT			dx	saf	pts
			kick	rush	rcv pass			
TARBUTT, Mich.	-	12-18	27-29	-	-	-	-	63
HOPKINS, Nate	7	-	-	-	-	-	-	42
MAYALA, Hergy	7	-	-	-	-	-	-	42
NEWSOME, Arkeel	5	-	-	-	-	-	-	30
MENSAH, Kevin	4	-	-	-	-	-	-	24
DONALDSON, Ma	3	-	-	-	-	-	-	18
PINDELL, David	3	-	-	-	0-3	-	-	18
MCLEAN, Aaron	2	-	-	-	-	-	-	12
SKANES, Quayvon	1	-	-	0-1	-	-	-	6
DIXON, Keyion	1	-	-	-	-	-	-	6
MYERS, Tommy	1	-	-	-	-	-	-	6
BLOOM, Alec	1	-	-	-	-	-	-	6
COYLE, Tyler	1	-	-	-	-	-	-	6
TEAM	-	-	-	-	-	-	1	2
DAVIS, Tyler	-	-	-	-	1	-	-	2
SHIRREFFS, Bry.	-	-	-	-	1-3	-	-	0
Total	36	12-18	27-29	0-1	1	1-6	-	1 283
Opponents	61	10-14	57-60	-	1	1-1	-	- 455

Field Goals	fg	pct.	01-19	20-29	30-39	40-49	50-99	lg	blk
TARBUTT, Mich.	12-18	66.7	0-0	4-4	5-8	1-4	2-2	53	2

FG Sequence	UConn	Opponents
HC	-	(25),(20),38
Virginia	-	(28)
ECU	(20),33	(46),(26),39
SMU	44,(42),(33)	-
Memphis	(37)	-
Temple	36	(21)
TLS	(35),(28)	44
MU	47,(30)	(37)
USF	-	(38),(25),(51)
UCF	(20)	-
BC	(50),30	43
Cincinnati	(37),49,(26),(53)	-

Numbers in (parentheses) indicate field goal was made.

CAREER STARTS HISTORY

Career Starts History

OFFENSE

Offensive Line	'14	'15	'16	'17	Total
Tommy Hopkins, LG	-	12	3	4	19
Trey Rutherford, LF	-	1	7	11	19
Brendan Vechery, C	-	13	2	7	23
Ryan Crozier, C	-	-	12	3	15
Matt Peart, LT	-	-	12	11	23
Cam DeGeorge	-	-	-	11	11
Ryan Van Demark	-	-	-	8	8
Daniel Oak	-	-	-	1	1

Wide Receivers	'14	'15	'16	'17	Total
Tyraiq Beals, WR	-	8	2	5	14
Hergy Mayala	-	4	9	9	21
Tyler Davis	-	-	-	3	3
Aaron McLean	-	-	-	8	8
Keyion Dixon	-	-	-	4	4
Quayvon Skanes	-	-	-	6	6
Mason Donaldson	-	-	-	2	2

Tight Ends	'14	'15	'16	'17	Total
Alec Bloom, TE	-	11	12	4	27
Tommy Myers, TE	-	9	5	3	16

Quarterbacks	'14	'15	'16	'17	Total
Bryant Shirreffs, QB	-	12	9	8	29
Donovan Williams, QB	-	-	3	-	3
David Pindell	-	-	-	4	4

Running Backs	'14	'15	'16	'17	Total
Arkeel Newsome, RB	2	12	11	6	31
Jason Thompson, RB	-	-	1	-	1
Nate Hopkins	-	-	-	2	2
Kevin Mensah	-	-	-	3	3

Full Backs	'14	'15	'16	'17	Total
Trey Rutherford	-	1	-	-	1
Totals	2	83	88	132	296

DEFENSE

Defensive Line	'14	'15	'16	'17	Total
Luke Carrezola, DE	-	11	12	12	35
Foley Fatukasi, DT	3	9	12	12	36
Cole Ormsby	-	2	12	12	26

Linebackers	'14	'15	'16	'17	Total
Junior Joseph, LB	4	13	12	11	40
Vontae Diggs	-	-	11	11	22
Chris Britton	-	-	-	11	11
Cam Stapleton	-	-	-	1	1
Santana Sterling	-	-	-	1	1
Ryan Gilmartin	-	-	-	1	1

Defensive Backs	'14	'15	'16	'17	Total
Jamar Summers	5	12	12	10	39
Anthony Watkins	-	-	5	4	9
Tre Bell	-	-	-	8	8
Brice McAllister	-	-	-	3	3
Tyler Coyle	-	-	-	9	9
Marshe Terry	-	-	-	11	11
Ian Swenson	-	-	-	1	1
Omar Fortt	-	-	-	4	4
Tahj Herring-Wilson	-	-	-	2	2
Jordan Swann	-	-	-	4	4
Brayden Brown	-	-	-	4	4
Totals	12	47	76	132	255

2017 INDIVIDUAL STATISTICS

2018 UCONN FOOTBALL MEDIA GUIDE



2017 CONNECTICUT DEFENSIVE STATISTICS

#	Defensive Leaders	gp	Tackles				tfl/yds	Sacks no-yds	Pass defense			Fumbles		blkd	
			ua	a	tot				int-yds	brup	qbh	rcv-yds	ff	kick	saf
11	JOSEPH, Junior	12	55	36	91	6.5-33	4.0-30	.	3	2	.	1	.	.	
13	DIGGS, Vontae	11	45	32	77	3.5-11	.	.	2	1	.	2	.	.	
25	COYLE, Tyler	12	44	23	67	3.0-7	.	2-34	5	.	1-8	.	.	.	
21	SUMMERS, Jamar	11	49	14	63	1.0-3	1.0-3	1-0	7	.	.	1	.	.	
41	TERRY, Marshe	12	39	21	60	3.0-5	.	1-6	3	1	1-35	1	.	.	
1A	BELL, Tre	12	32	17	49	0.5-1	.	1-0	2	.	.	3	.	.	
33	BRITTON, Chris	11	30	18	48	6.5-18	1.0-6	.	2	2	
93	FATUKASI, Foley	12	30	15	45	7.5-36	4.0-27	
27	FORTT, Omar	11	20	20	40	2.0-6	.	.	2	2	
29	WATKINS, Anth.	6	21	12	33	0.5-2	.	.	1	
36	BROWN, Brayden	9	21	4	25	2.0-3	
16	MCALLISTER, Br	3	18	4	22	2.0-2	.	.	1	
15	CARREZOLA, Luke	12	16	6	22	6.0-25	2.0-19	.	2	4	.	.	1	.	
57	ORMSBY, Cole	12	16	6	22	7.0-38	7.0-38	.	.	5	1-0	2	.	.	
14	Herring-Wilson	8	13	4	17	1.0-1	
30	SWANN, Jordan	10	13	2	15	1.0-2	.	1-0	2	.	.	1	.	.	
43	BEAVERS, Darr.	12	9	6	15	3.0-24	3.0-24	.	.	1	
44	SWENSON, Ian	3	9	6	15	
47	STERLING, Sant.	10	10	5	15	1.0-1	.	.	.	1	1-0	.	.	.	
10	STAPLETON, Cam	11	6	8	14	2.0-12	1.0-10	.	2	
50	LAWLEY, Sheride	12	8	5	13	3.0-5	
94	MURPHY, Kevin	12	7	6	13	1	
6	HAHN, Eddie	10	8	2	10	1.5-2	
45	GILMARTIN, Ryan	2	4	4	8	1.5-1	
88	FREEBORN, Conno	4	5	2	7	
40	TARBUTT, Mich.	12	2	1	3	
86	BLOOM, Alec	12	2	1	3	
58	OKOUNAM, Phil.	3	2	1	3	
37	WILLIAMS, Kyle	3	1	1	2	
31	ROBINSON IV, J.	5	2	.	2	
5	PINDELL, David	7	2	.	2	
26	BUSS, Kyle	6	2	.	2	
1	MAYALA, Hergy	10	1	1	2	1	.	.	.	
53	KEATING, Brian	10	2	.	2	
4A	O'REILLY, Donev	2	.	1	1	
77	RUTHERFORD, Tr.	12	1	.	1	
91	ROSE, Jay	12	1	.	1	
96	ATKINS, James	2	1	.	1	
8	MCCLEAN, Aaron	12	.	1	1	
22	NEWSOME, Arkeel	10	.	1	1	
TM	TEAM	8	1-0	.	.	1	
Total		12	547	286	833	65-238	23-157	6-40	34	20	5-43	12	1	1	
Opponents		12	562	332	894	91-326	35-203	11-176	35	25	8-21	17	3	.	

DEFENSIVE CATEGORY LEADERS

Tackles For Loss

7.5	Foley Fatukasi
7.0	Cole Ormsby
6.5	Chris Britton
6.5	Junior Joseph
6.0	Luke Carrezola

Sacks

7.0	Cole Ormsby
4.0	Chris Britton
4.0	Foley Fatukasi
3.0	Darrian Beavers

Interceptions

2	Tyler Coyle
1	Jamar Summers
1	Marshe Terry
1	Tre Bell
1	Jordan Swann

Pass Breakups

7	Jamar Summers
5	Tyler Coyle
3	Junior Joseph
3	Marshe Terry



GAME 1 HOLY CROSS

2018 UCONN FOOTBALL MEDIA GUIDE

GAME #1 • AUGUST 31, 2017



27

UConn



20

Holy Cross

PRATT & WHITNEY STADIUM AT RENTSCHLER FIELD • EAST HARTFORD, CONN.

TEAM STATISTICS

	HC	UConn
FIRST DOWNS	24	18
Rushing	4	7
Passing	18	10
Penalty	2	1
NET YARDS RUSHING	89	160
Rushing Attempts	26	37
Average Per Rush	3.4	4.3
Rushing Touchdowns	1	3
Yards Gained Rushing	116	175
Yards Lost Rushing	27	15
NET YARDS PASSING	358	278
Completions-Attempts-Int	33-56-0	28-41-10
Average Per Attempt	6.4	6.8
Average Per Completion	10.8	9.9
Passing Touchdowns	1	1
TOTAL OFFENSE YARDS	447	438
Total offense plays	82	78
Average Gain Per Play	5.5	5.6
Fumbles: Number-Lost	2-1	2-2
Penalties: Number-Yards	10-65	4-40
PUNTS-YARDS	6-277	6-243
Average Yards Per Punt	46.2	40.5
Net Yards Per Punt	43.2	39.7
Inside 20	2	2
50+ Yards	1	0
Touchbacks	0	0
Fair catch	1	2
KICKOFFS-YARDS	5-281	5-325
Average Yards Per Kickoff	56.2	65.0
Net Yards Per Kickoff	39.0	40.8
Touchbacks	1	4
Punt returns: Number-Yards-TD	2-5-0	2-18-0
Average Per Return	2.5	9.0
Kickoff returns: Number-Yds-TD	1-21-0	3-61-0
Average Per Return	21.0	20.3
Interceptions: Number-Yds-TD	1-0-0	0-0-0
Fumble Returns: Number-Yds-TD	0-0-0	0-0-0
Miscellaneous Yards	0	0
Possession Time	28:41	26:49
1st Quarter	7:40	7:20
2nd Quarter	7:23	3:07
3rd Quarter	8:05	6:55
4th Quarter	5:33	9:27
Third-Down Conversions	4 of 17	5 of 17
Fourth-Down Conversions	2 of 4	0 of 2
Red-Zone Scores-Chances	2-5	4-5
Touchdowns	4-5	4-5
Field goals	2-5	0-5
Sacks By: Number-Yards	0-0	2-11
PAT Kicks	2-2	3-4
Field Goals	1-2	2-2
Points off turnovers	0	7

Holy Cross (0-1)	3	17	0	0	-	20
UConn (1-0)	7	0	7	13	-	27

First Quarter

Holy Cross - Wells 25 yd field goal, 3:32 (13-72, 5:28)
UConn - Hopkins 11 yd run (Tarbutt kick), 00:10 (10-71, 3:22)

Second Quarter

Holy Cross - Bell 19 yd pass from Pujals (Wells kick), 10:04 (7-34, 3:06)
Holy Cross - Puyol 20 yd kick, 4:39 (11-59, 5:18)
Holy Cross - Walker 6 yd run (Wells kick), 3:35 (3-21, 0:46)

Third Quarter

UConn - Hopkins 3 yd run (Tarbutt kick), 0:15 (5-53, 1:18)

Fourth Quarter

UConn - Mayala 11 yd pass from Shirreffs (Tarbutt kick), 12:02 (8-59, 2:27)
UConn - Hopkins 1 yd run (Tarbutt kick failed), 6:27 (6-47, 2:00)

EAST HARTFORD, Conn. (AP) Randy Edsall got another chance to coach UConn on Thursday night and Bryant Shirreffs got another chance to quarterback the Huskies.

It worked out for both of them.

Shirreffs came off the bench to lead UConn on three second-half scoring drives and the Huskies came from behind to beat Holy Cross 27-20 as Edsall began his second stint as head coach.

"It was great to be back here, but it's not about me," Edsall said.

Sophomore running back Nate Hopkins ran for 130 yards and three touchdowns in his UConn debut and receiver Hergy Mayala caught nine balls for 106 yards and a score.

Fifth-year senior Peter Pujals threw for 358 yards and a touchdown for Holy Cross, from the Football Championship Subdivision, which led 20-7 late in the third quarter.

That's when Shirreffs replaced David Pindell, a junior college transfer who could not get the Husky offense going despite throwing for 154 yards.

"I think it helps that I have some experience," said Shirreffs, a fifth-year senior who lost his starting job late last season. "I know the guys and I've played with most of the guys and I've been in the environment before. But really what it came down to is that I prepared for this game than I did any other game in the past."

He immediately led UConn on a five-play, 53-yard touchdown drive, capped by Hopkins' 3-yard run.

The Huskies got the lead back at 21-20 on an 11-yard pass from Shirreffs to Mayala in the front left corner of the end zone to complete a 59-yard fourth-quarter drive. The final score came after defensive back Tre Bell knocked the ball out of the arms of Holy Cross receiver Blaise Bell. UConn drove 47 yards and Hopkins punched the ball in from a yard out.

UConn's defense ended a late Crusaders' scoring threat, stopping a Pujals run on fourth down at the UConn 15.

Bell caught 10 passes for 129 yards and a touchdown for Holy Cross.

UConn Individual Leaders

Rushing	No	Gain	Loss	Net	TD	Lg
Hopkins, Nate	20	131	1	130	3	37
Pindell, David	6	36	3	33	0	11
Newsome, Ark.	8	8	7	1	0	4

Passing	Com-Att-Int	Yds	TD	Lg
Pindell, David	19-28-0	154	0	28
Shirreffs, Bry.	9-13-0	124	1	34

Receiving	No	Yds	TD	Lg
Mayala, Hergy	9	106	1	28
Dixon, Keyion	5	38	0	15
Beals, Tyraiq	5	21	0	7
McLean, Aaron	3	36	0	24

Punting	No	Yds	Avg	Lg	In20
Graham, Brett	6	243	40.5	44	2

Field Goal Attempts

Defense	UT-AT-TT	TFL	Sk	Int
Summers, Jamar	8-3-9.5	0	0	0
Watkins, Anthony	6-2-7	0	0	0
Coyle, Tyler	4-4-6	0	0	0
Stapleton, Cam	4-2-5	1	1	0

Holy Cross Individual Leaders

Rushing	No	Gain	Loss	Net	TD	Lg
Cozier, Dom.	4	42	0	42	0	21
Guild, Gabe	5	33	1	32	0	23
Walker, Diqwan	5	16	0	16	1	6

Passing	Com-Att-Int	Yds	TD	Lg
Pujals, Peter	33-56-0	358	1	21

Receiving	No	Yds	TD	Lg
Bell, Blaise	10	129	1	21
Denicola, Richie	10	87	0	14
Montgomery, Jo.	7	59	0	15

Punting	No	Yds	Avg	Lg	In20
McGrail, Will	6	277	46.2	75	2

Field Goal Attempts

Wells, AJ	1st	03:32	25 yards	Good
Wells, AJ	2nd	04:39	20 yards	Good
Wells, AJ	3rd	11:41	38 yards	Missed

Defense	UT-AT-TT	TFL	Sk	Int
Brady, Ryan	8-6-11	1.5	0	0
Muhammed, Alim	8-4-10	1.0	2	0
McBeath, Nick	7-4-9	1.0	0	0
Ahmad, Tyler	6-1-6.5	0	0	0

UConn Starters and Participants

OFFENSIVE STARTERS

T 65 Peart, Matt
G 77 RUTHERFORD, Tr.
C 63 Crozier, Ryan
G 70 DeGeorge, Cam
T 62 Hopkins, Tommy
TE 86 Bloom, Alec
RB 22 Newsome, Arkeel
WR 2 Beals, Tyraiq
WR 9 Davis, Tyler
WR 1 Mayala, Hergy
QB 5 Pindell, David

DEFENSIVE STARTERS

DL 57 Ormsby, Cole
DL 93 FATUKASI, Foley
DL 15 Carrizola, Luke
LB 33 Britton, Chris
LB 11 Joseph, Junior
LB 10 STAPLETON, Cam
DB 29 WATKINS, Anth.
DB 21 Summers, Jamar
DB 25 Coyle, Tyler
DB 16 McALLISTER, Br
DB 1A Bell, Tre

UConn: 1E-WILLIAMS, Don., 1C-HOPKINS, Nate., SHIRREFFS, Bry., 6-HAHN, Eddie, 8-MCLEAN, Aaron, 14-Herring-Wilson, 19-SKANES, Quayon, 23-DIXON, Keyion, 27-FORTT, Omar, 30-SWANN, Jordan, 36-BROWN, Brayden, 40-TARBUTT, Mike, 41-TERRY, Marsha, 43-BEAVERS, Darr, 44-SWESON, Ian, 47-STERLING, Sant., 48-THOMPSON, Jason, 50-LAWLEY, Sheride, 51-ZECCHINO, Nick, 74-VAN DEMARK, Ry., 80-MYERS, 82- Donaldson, Tommy, 81-GRAHAM, Brett, 90-HOLMAN, Jordan, 91-ROSE, Jay, 94-MURPHY, Kevin

GAME 2 AT VIRGINIA



2018 UCONN FOOTBALL MEDIA GUIDE

GAME #2 • SEPTEMBER 16, 2017



UCONN

18



VIRGINIA

38

SCOTT STADIUM
• CHARLOTTESVILLE, VA.

TEAM STATISTICS

	UCONN	VA
FIRST DOWNS	23	27
Rushing	9	9
Passing	10	18
Penalty	4	0
NET YARDS RUSHING	207	171
Rushing Attempts	41	31
Average Per Rush	5.0	5.5
Rushing Touchdowns	1	2
Yards Gained Rushing	228	179
Yards Lost Rushing	21	8
NET YARDS PASSING	227	455
Completions-Attempts-Int	18-26-1	30-40-1
Average Per Attempt	8.7	11.4
Average Per Completion	12.6	15.2
Passing Touchdowns	2	3
TOTAL OFFENSE YARDS	434	626
Total offense plays	67	71
Average Gain Per Play	6.5	8.8
Fumbles: Number-Lost	1-1	3-0
Penalties: Number-Yards	1-5	9-109
PUNTS-YARDS	1-30	1-51
Average Yards Per Punt	30.0	51.0
Net Yards Per Punt	30.0	43.0
Inside 20	1	0
50+ Yards	0	1
Touchbacks	0	0
Fair catch	0	0
KICKOFFS-YARDS	4-259	7-425
Average Yards Per Kickoff	64.8	60.7
Net Yards Per Kickoff	38.2	32.0
Touchbacks	2	3
Punt returns: Number-Yards-TD	1-8-0	0-0-0
Average Per Return	8.0	0.0
Kickoff returns: Number-Yds-TD	4-126-0	2-56-0
Average Per Return	31.5	28.0
Interceptions: Number-Yds-TD	1-0-0	1-18-0
Fumble Returns: Number-Yds-TD	0-0-0	1-3-0
Miscellaneous Yards	0	0
Possession Time	26:54	33:06
1st Quarter	3:53	11:07
2nd Quarter	7:29	7:31
3rd Quarter	6:31	8:29
4th Quarter	9:01	5:59
Third-Down Conversions	5 of 11	7 of 12
Fourth-Down Conversions	1 of 4	2 of 3
Red-Zone Scores-Chances	1-4	3-4
Touchdowns	1-4	2-4
Field goals	0-4	1-4
Sacks By: Number-Yards	1-8	2-12
PAT Kicks	0-0	5-5
Field Goals	0-0	1-1
Points off turnovers	0	3

OFFENSIVE STARTERS

T 65 Peart, Matt
G 77 RUTHERFORD, Trey
C 63 Crozier, Ryan
G 70 DeGeorge, Cam
T 62 Hopkins, Tommy
TE 80 Myers, Tommy
RB 22 Newsome, Arkeel
WR 2 Beals, Tyraiq
WR 8 McLean, Aaron
WR 1 Mayala, Hergy
QB 4 Shirreffs, Bryant

DEFENSIVE STARTERS

DL 57 Ormsby, Cole
DL 93 FATUKASI, Foley
DL 15 Carrezola, Luke
LB 33 Britton, Chris
LB 11 Joseph, Junior
LB 13 Diggs, Vontae
DB 29 WATKINS, Anthony
DB 21 Summers, Jamar
DB 25 Coyle, Tyler
DB 41 Terry, Marshe
DB 1A Bell, Tre

UConn:1C-HOPKINS, Nate, 1E-WILLIAMS, Don, 6-HAHN, Eddie, 9-DAVIS, Tyler, 10-STAPLETON, Cam, 14-Herring-Wilson, 19-SKANES, Quayon, 23-DIXON, Keyton, 27-FORTT, Omar, 30-SWANN, Jordan, 32-GARLAND, Aaron, 34-MENSAH, Kevin, 36-BROWN, Brayden, 40-TARBUTT, Mike, 43-BEAVERS, Darr, 44-SWESON, Ian, 47-STERLING, Sant, 48-THOMPSON, Jason, 50-LAWLEY, Sheride, 53-KEATING, Brian, 74-VAN DEMARK, Ry, 81-GRAHAM, Brett, 82-DONALDSON, Maso, 86-BLOOM, Alec, 90-HOLMAN, Zordan, 91-ROSE, Jay, 94-MURPHY, Kevin, 95-BROUSE, Noel, 96-ATKINS, James.

UConn (1-1)	0	0	6	12	-	18
Virginia (2-1)	7	17	7	7	-	38

First Quarter

Virginia - Hamm, D 3 yd run (Mejia kick), 2:06 (18-88, 9:46)

Second Quarter

Virginia - Mejia 28 yd field goal, 8:13 (12-87, 5:08)

Virginia - Dowling 42 yd pass from Benkert (Mejia kick), 4:29 (2-67, 0:26)

Virginia - Ellis 7 yd run (Mejia kick), 0:31 (6-53, 1:48)

Third Quarter

Virginia - Zaccheaus 30 yd pass from Benkert (Mejia kick), 1:24 (9-89, 4:46)

UConn - Hopkins 60 yd pass from Shirreffs (Skanes rush failed), 0:50 (2-73, 0:34)

Fourth Quarter

UConn - Mayala 17 yd pass from Shirreffs (Shirreffs pass failed), 6:58 (13-78, 5:05)

Virginia - Levrone 73 yd pass from Benkert (Mejia kick), 6:02 (2-75, 0:56)

UConn - Mensah 30 yd run (Shirreffs pass failed), 2:06 (9-87, 3:56)

CHARLOTTESVILLE, Va. (AP) Kurt Benkert passed for a school-record breaking 455 yards and Virginia avenged a heartbreak loss last season with a 38-18 victory over UConn on Saturday.

The Cavaliers (2-1) jumped out to a 24-0 halftime lead and never looked back. Kurt Benkert, a fifth-year senior, broke his own passing record of 421 yards set last season against Central Michigan with a 73-yard touchdown pass to Andre Levrone in the middle of the fourth quarter. Levrone finished with a career-high 127 yards on four catches.

The Huskies offense struggled to keep pace with the constant pressure of the Virginia front early. UConn (1-1) went 1 of 4 on red zone possessions - including two turnovers and a turnover-on-downs.

The UConn defense allowed three Cavalier receivers to rack up 100 yards or more. A feat that hadn't occurred since Oct. 1, 2011 vs. Western Michigan. Virginia was able to muster 626 yards against the Huskies.

UConn finally got on the scoreboard with Bryant Shirreffs' 60-yard touchdown pass to Hergy Mayala in the third. Mayala finished with two catches - both touchdowns - for 77 yards. He is the first Husky to catch two touchdown passes in a game since Noel Thomas vs. Houston on Nov. 21, 2015 vs. Houston.

Kevin Mensah rushed for a 30-yard touchdown late in the fourth quarter, his first touchdown of his career.

UConn will host East Carolina in its first of five straight American Conference matchups.

UConn Individual Leaders

Rushing	No	Gain	Loss	Net	TD	Lg
Shirreffs, Bry.	14	104	14	90	0	39
Mensah, Kevin	6	49	0	49	1	30
Hopkins, Nate	10	37	3	34	0	17

Passing	Com-Att-Int	Yds	TD	Lg
Shirreffs, Bry.	18-26-1	227	2	60

Receiving	No	Yds	TD	Lg
Skanes, Quay.	4	47	0	37
Beals, Tyraiq	4	19	0	11
Newsome, Ark.	3	41	0	23
Mayala, Hergy	2	77	2	60

Punting	No	Yds	Avg	Lg	In20
Graham, Brett	1	30	30.0	30	1

Field Goal Attempts

Defense	UT-AT-TT	TFL	Sk	Int
Bell, Tre	7-3-10	0	0	0
Diggs, Vontae	4-6-10	0	0	0
Terry, Marshe	3-6-9	0	0	0
Swenson, Ian	3-3-6	1	1	0

Virginia Individual Leaders

Rushing	No	Gain	Loss	Net	TD	Lg
Ellis, J	20	95	0	95	1	20
Zaccheaus, O	4	47	0	47	0	27
Hamm, D	4	19	0	19	1	7

Passing	Com-Att-Int	Yds	TD	Lg
Benkert, K	30-40-1	555	3	73

Receiving	No	Yds	TD	Lg
Zaccheaus, O	9	122	1	30
Dowling, D	6	136	1	42
Levrone, A	4	127	1	73

Punting	No	Yds	Avg	Lg	In20
Coleman, L	1	51	51.0	51	0

Field Goal Attempts	Yds	Yds	Yds	
Mejia, A.J.	2nd	08:13	28 yards	Good

Defense	UT-AT-TT	TFL	Sk	Int
Kiser, M	7-8-15	2.0	2	0
Blanding, Q	8-4-10	1.0	2	0
Nelson, B	7-4-9	1.0	0	0
Hall, B	6-1-6.5	0	0	0



GAME 3 VS ECU

2018 UCONN FOOTBALL MEDIA GUIDE

GAME #3 • SEPTEMBER 24, 2017



38

UConn



41

ECU

PRATT & WHITNEY STADIUM
AT RENTSCHLER FIELD • EAST HARTFORD, CONN.

TEAM STATISTICS

	ECU	UConn
FIRST DOWNS	30	27
Rushing	10	9
Passing	19	15
Penalty	1	3
NET YARDS RUSHING	170	190
Rushing Attempts	47	38
Average Per Rush	3.6	5.0
Rushing Touchdowns	2	2
Yards Gained Rushing	181	194
Yards Lost Rushing	11	4
NET YARDS PASSING	426	406
Completions-Attempts-Int	30-39-0	24-39-1
Average Per Attempt	10.9	10.4
Average Per Completion	14.2	16.9
Passing Touchdowns	3	3
TOTAL OFFENSE YARDS	596	596
Total offense plays	86	77
Average Gain Per Play	6.9	7.7
Fumbles: Number-Lost	0-0	0-0
Penalties: Number-Yards	8-78	4-40
PUNTS-YARDS	4-174	5-191
Average Yards Per Punt	43.5	38.2
Net Yards Per Punt	41.0	38.2
Inside 20	2	3
50+ Yards	1	0
Touchbacks	0	0
Fair catch	2	1
KICKOFFS-YARDS	8-517	7-454
Average Yards Per Kickoff	64.6	64.9
Net Yards Per Kickoff	40.6	40.6
Touchbacks	6	6
Punt returns: Number-Yards-TD	0-0-0	1-10-0
Average Per Return	0.0	10.0
Kickoff returns: Number-Yds-TD	1-20-0	2-42-0
Average Per Return	20.0	21.0
Interceptions: Number-Yds-TD	1-0-0	0-0-0
Fumble Returns: Number-Yds-TD	0-0-0	0-0-0
Miscellaneous Yards	0	0
Possession Time	37:22	22:38
1st Quarter	11:10	3:50
2nd Quarter	8:30	6:30
3rd Quarter	6:28	8:32
4th Quarter	11:14	3:46
Third-Down Conversions	8 of 16	6 of 13
Fourth-Down Conversions	1 of 1	1 of 1
Red-Zone Scores-Chances	4-4	4-5
Touchdowns	3-4	3-5
Field Goals	1-4	1-5
Sacks By: Number-Yards	1-4	1-8
PAT Kicks	5-5	5-5
Field Goals	2-3	1-2
Points off turnovers	7	0

Virginia (0-3)	3	7	0	0	-	10
UConn (2-1)	0	3	0	10	-	13

First Quarter

ECU - Grayson 17 yd pass from Sirk (Verity kick), 10:14 (9-65, 3:50)
 UConn - Donaldson 45 yd pass from Shirreffs (Tarbutt kick), 8:52 (5-75, 1:22)
 ECU - Grayson 24 yd pass from Sirk (Verity kick), 5:50, (8-75, 3:02)
 ECU - Scott 6 yd run (Verity kick), 3:46, (5-36, 1:58)

Second Quarter

ECU - Verity 46 yd field goal, 13:12 (13-47, 4:08)
 ECU - Verity 26 yd field goal, 5:51 (12-63, 5:34)
 UConn - Hopkins 1 yd run (Tarbutt kick), 1:52 (14-75, 3:59)

Third Quarter

ECU - Grayson 75 yd pass from Sirk (Verity kick), 14:50 (1-75, 0:10)
 UConn - Donaldson 12 yd pass from Shirreffs (Tarbutt kick), 12:20, (10-75, 2:30)
 ECU - Howe 14 yd run (Verity kick), 11:00, (4-75, 1:20)
 UConn - Newsome 8 yd run (Tarbutt kick), 8:54, (7-75, 2:06)
 UConn - Tarbutt 20 yd field goal, 00:50, (12-77, 3:49)

Fourth Quarter

UConn - Newsome 79 yd pass from Shirreffs (Tarbutt kick), 5:48 (2-79, 0:19)

EAST HARTFORD - The offense that the UConn football team has been expecting arrived at Pratt & Whitney Stadium Sunday --- by air mail.

Despite the disappointment of a 41-38 loss to ECU, the Huskies produced some of their most impressive passing statistics in years --- 406 yards by quarterback Bryant Shirreffs, the most by a UConn QB in four years; two receivers each with 100 yards, for the first time in four years; seven different receivers catching at least one pass, without top pass-catcher Hergy Mayala, who left the game early with an ankle injury; and three TD passes, including a 79-yarder.

Added to the Huskies' 190 rushing yards, the 596 total yards are the most production by a UConn team in 12 years.

While nothing takes away the sting of an American Athletic Conference loss, the offensive output is clearly something to build upon with nine games still remaining in the season. And if UConn can count on the weapons that were unveiled in the passing game Sunday, opposing defenses have a couple of added headaches --- namely senior running back Arkeel Newsome and redshirt freshman wideout Mason Donaldson.

Newsome's versatility as both a runner and a receiver has long been a bonus for the Huskies, but Sunday he set new standards as a pass-catcher with a career-high 170 yards and a 79-yard TD catch, escaping from a seemingly-impossible situation of four ECU defenders converging on him on the sideline. He is the first UConn running back to gain over 1,000 yards receiving and his 34 catches are a Husky record for a running back.

Count on the Ansonia native to be even more involved in the passing game.

"We evaluate every day and we're learning about guys - what they can do and what they can't do," UConn Coach Randy Edsall said. "As things unfolded, we felt we knew what he could do and now we want to accentuate the strengths. He did a good job of doing his job and executing his assignments. He made good runs. That's what we have to do, find out how we can get guys in the best possible position to make plays."

Newsome is embracing what might be a role that gives him more room to work on the field.

"It was definitely a little different today," Newsome said. "That's what coach told me to get ready for, to get out and hopefully make plays and that's what happened. We'll talk and roles can change, but whatever role they give me, I'm going to give it my all."

Which pretty much describes the attitude of Donaldson, who has worked his way from a fringe player on the special teams to a stunning performance Sunday, six receptions for 108 yards and two touchdowns..

"Donaldson is a guy who listens and understands what's being said," Edsall said. "He worked to get his opportunity. He came from being a guy who you didn't think was going to play much, in any phase, but we put him in because we saw how hard he was working. We put him on kickoff return and he aced that. By doing that, we incorporated him into even more special teams because of getting his job done."

"We went into this week thinking he was going to alternate with Hergy because of the work he was doing and the productivity that he was showing. When Hergy went down, it didn't surprise me that he went in and performed the way he did. That's what I've been seeing."

"He's a great example to the other members of his teams - to guys who haven't gotten at opportunity yet. If they want that opportunity, all they have to do is look at that guy and follow him. And then when he earned that opportunity, he took advantage of it."

Donaldson is far too young to know of Wally Pipp, the New York Yankees' first baseman who took a day off, only to be replaced by Lou Gehrig for the next 2,130 games. Maya is not Pipp, and Donaldson is not Gehrig, but the receiver from Allentown, Pa., has obviously made himself part of the Huskies' offensive equation.

"I really just tried to work hard on the field and off the field, and worked my way as the backup to Hergy," Donaldson said. "When Hergy went down, we work by the motto, that next guy's got to hop in and do the same role."

UConn Individual Leaders

Rushing	No	Gain	Loss	Net	TD	Lg
Mensah, Kevin	16	107	0	107	0	29
Hopkins, Nate	7	32	0	32	1	16
Shirreffs, Bry.	8	22	4	18	0	7

Passing	Com-Att-Int	Yds	TD	Lg
Shirreffs, Bry.	24-39-0	406	3	79

Receiving	No	Yds	TD	Lg
Newsome, Ark.	8	170	1	79
Donaldson, Mason	6	108	2	45
Skanes, Quay.	4	47	0	25
Dixon, Keyion	2	26	0	21

Punting	No	Yds	Avg	Lg	In20
Graham, Brett	5	191	38.2	45	3

Field Goal Attempts	Yds	Yds	Yds	Yds	Yds
Tarbutt, Mike	3rd	00:50	20 yds	Good	
Tarbutt, Mike	4th	00:00	20 yds	Missed	

Defense	UT-AT-TT	TFL	Sk	Int
Joseph, Junior	6-8-14	1.5	1	0
Swenson, Ian	6-3-9	0	0	0
Britton, Chris	4-4-8	0.5	0	0
Fatukasi, Foley	6-0-6	1	0	0

ECU Individual Leaders

Rushing	No	Gain	Loss	Net	TD	Lg
Scott, Derrell	13	37	1	36	1	12
Howe, Hussein	4	32	0	32	1	14
Sirk, Thomas	14	39	8	31	0	5

Passing	Com-Att-Int	Yds	TD	Lg
Sirk, Thomas	30-39-0	426	3	75

Receiving	No	Yds	TD	Lg
Grayson, Davon	11	223	3	75
Brown, Trevon	9	92	0	15
Johnson, Quay	6	60	0	22

Punting	No	Yds	Avg	Lg	In20
Barnes, Austin	4	174	43.5	50	0

Field Goal Attempts	Yds	Yds	Yds	Yds	Yds
Verity, Jake	2nd	13:12	46 yards	Good	
Verity, Jake	2nd	05:51	26 yards	Good	
Verity, Jake	4th	06:07	39 yards	Missed	

Defense	UT-AT-TT	TFL	Sk	Int
Gibbs, Cannon	8-6-14	0	0	0
Wiggins, Korrin	2-8-10	0	0	0
Williams, Jordan	3-5-8	0	0	0
Fulp, Bobby	4-3-7	0	0	0

UConn:1C-HOPKINS, Nate, 1E-WILLIAMS, Don., 6-HAHN, Ed-die, 9-DAVIS, Tyler, 10-STAPLETON, Cam, 14-HERRING-WILSON, 19-SKANES, Quayon, 23-DIXON, Keyion, 27-FORTT, Omar, 30-SWANN, Jordan, 32-GARLAND, Aaron, 34-MENSAH, Kevin, 36-BROWN, Brayden, 40-TARBUTT, Mike, 43-BEAVERS, Darr, 44-SWESON, Ian, 47-STERLING, Sant., 48-THOMPSON, Jason, 50-LAWLEY, Sheride, 53-KEATING, Brian, 74-VAN DEMARK, Ry., 81-GRAHAM, Brett, 82-DONALDSON, Maso, 86-BLOOM, Alec, 90-HOLMAN, Zordan, 91-ROSE, Jay, 94-MURPHY, Kevin, 95-BROUSE, Noel, 96-ATKINS, James.

GAME 4 VS SMU



2018 UCONN FOOTBALL MEDIA GUIDE

GAME #4 • SEPTEMBER 30, 2017



28

UConn



49

SMU

GERALD J. FORD STADIUM DALLAS, TEXAS

TEAM STATISTICS

	UConn	SMU
FIRST DOWNS	18	28
Rushing	2	12
Passing	13	13
Penalty	3	3
NET YARDS RUSHING	-8	218
Rushing Attempts	36	41
Average Per Rush	-0.2	5.3
Rushing Touchdowns	1	3
Yards Gained Rushing	67	249
Yards Lost Rushing	75	31
NET YARDS PASSING	408	280
Completions-Attempts-Int	22-28-0	27-39-0
Average Per Attempt	14.6	7.2
Average Per Completion	18.5	10.4
Passing Touchdowns	2	4
TOTAL OFFENSE YARDS	400	498
Total offense plays	64	80
Average Gain Per Play	6.2	6.2
Fumbles: Number-Lost	3-1	0-0
Penalties: Number-Yards	5-42	11-94
PUNTS-YARDS	3-97	5-216
Average Yards Per Punt	32.3	43.2
Net Yards Per Punt	23.3	35.4
Inside 20	0	1
50+ Yards	1	1
Touchbacks	1	1
Fair catch	0	0
KICKOFFS-YARDS	6-381	8-517
Average Yards Per Kickoff	63.5	64.6
Net Yards Per Kickoff	39.3	37.6
Touchbacks	3	3
Punt returns: Number-Yards-TD	2-19-0	1-7-0
Average Per Return	9.5	7.0
Kickoff returns: Number-Yards-TD	5-141-0	3-70-0
Average Per Return	28.2	23.3
Interceptions: Number-Yds-TD	0-0-0	0-0-0
Fumble Returns: Number-Yds-TD	0-0-0	1-18-0
Miscellaneous Yards	0	0
Possession Time	28:19	31:41
1st Quarter	7:05	7:55
2nd Quarter	5:50	9:10
3rd Quarter	8:33	6:27
4th Quarter	6:51	8:09
Third-Down Conversions	3 of 13	9 of 17
Fourth-Down Conversions	2 of 4	1 of 2
Red-Zone Scores-Chances	2-2	3-4
Touchdowns	1-2	3-4
Field goals	1-2	0-4
Sacks By: Number-Yards	3-23	8-42
PAT Kicks	2-2	7-7
Field Goals	2-3	0-0

UConn Starters and Participants

OFFENSIVE STARTERS

QB 4 SHIRREFFS, Bry.
RB 22 NEWSOME, Arkeel
LT 65 PEART, Matt
LG 77 RUTHERFORD, Tr.
C 75 OAK, Daniel
RG 70 DEGEORGE, Cam
RT 74 VAN DEMARK, Ry.
TE 9 DAVIS, Tyler
WR 8 MCLEAN, Aaron
WR 19 SKANES, Quayvon
WR 82 DONALDSON, Maso

DEFENSIVE STARTERS

DL 57 ORMSBY, Cole
DL 93 FATUKASI, Foley
DL 15 CARREZOLA, Luke
LB 13 DIGGS, Vontae
LB 11 JOSEPH, Junior
LB 33 BRITTON, Chris
DB 27 FORTI, Omar
DB 21 SUMMERS, Amar
DB 16 MCALLISTER, Br
DB 41 TERRY, Marshe
DB 14 HERRING-WILSON

UConn: 1A-BELL, Tre, 1C-HOPKINS, Nate, 1E-WILLIAMS, Don, 2-BEALS, Tyraiq, 5-PINDELL, David, 6-HAHN, Eddie, 10-STAPLETON, Cam, 23-DIXON, Keyion, 25-COYLE, Tyler, 26-BUSS, Kyle, 32-GARLAND, Aaron, 34-MENSAH, Kevin, 36-BROWN, Brayden, 40-TARBUTT, Mike, 43-BEATERS, Darr, 47-STERLING, Sant, 48-THOMPSON, Jason, 50-LAWLEY, Sheride, 53-KEATING, Brian, 73-HASHEMI, Steve, 80-MYERS, Tommy, 81-GRAHAM, Brett, 84-CONEY, Bryan, 86-BLOOM, Alec, 88-FREEBORN, Conno, 90-HOLMAN, Zordan, 91-ROSE, Jay, 94-MURPHY, Kevin.

UConn (1-3)	7	3	10	8	-	28
SMU (4-1)	7	14	7	21	-	49

First Quarter

08:11 SMU - SUTTON, Courtland 6 yd pass from HICKS (WILLIAMS kick), 9-74 3:13
06:26 UCONN - MCLEAN, Aaron 64 yd pass from SHIRREFFS, Bry. (TARBUTT kick), 4-75 1:39

Second Quarter

13:43 SMU - JONES, Xavier 25 yd run (WILLIAMS, Josh kick), 12-67 5:02
12:05 UCONN - TARBUTT, Mike 42 yd field goal, 5-50 1:38
07:31 SMU - QUINN, Trey 21 yd pass from HICKS, Ben (WILLIAMS, Josh kick), 10-80 4:28

Third Quarter

09:31 UCONN - HOPKINS, Nate 2 yd run (TARBUTT, Mike kick), 9-48 4:22
03:01 UCONN - TARBUTT, Mike 33 yd field goal, 9-60 3:57
00:14 SMU - QUINN, Trey 15 yd pass from HICKS, Ben (WILLIAMS, Josh kick), 7-73 2:40

Fourth Quarter

14:51 UCONN - DIXON, Keyion 59 yd pass from SHIRREFFS, Bry. (DAVIS, Tyler pass from SHIRREFFS, Bry.
11:46 SMU - SUTTON, Courtland 34 yd pass from HICKS, Ben (WILLIAMS, Josh kick), 8-87 3:05

06:21 SMU - FREEMAN, Ke'Mon 3 yd run (WILLIAMS, Josh kick), 4-49 1:03

04:24 SMU - WEST, Braeden 25 yd run (WILLIAMS, Josh kick), 1-25 0:27

DALLAS (AP) Ben Hicks passed for 280 yards and four touchdowns on Saturday and SMU pulled away with three fourth-quarter touchdowns to beat Connecticut 49-28.

The Mustangs (4-1, 1-0 American) took the lead for good at 35-28 on Hicks' 34-yard touchdown pass to Courtland Sutton with 11:46 left. SMU's Ryan Becker blocked Brett Graham's punt on UConn's next possession and Ke'Mon Freeman's 3-yard run made it 42-28. The Huskies (1-3, 0-2) then turned it over on downs deep in their own territory and Braeden West's 25-yard run capped the scoring on the next play.

Trey Quinn caught 15 passes for 116 yards and two TDs and Sutton finished with seven catches for 112 yards and two scores for SMU.

UConn trailed 21-10 at halftime but cut the deficit to one with 10-straight third-quarter points and tied it at 28 early in the fourth.

Bryant Shirreffs passed for 408 yards and two TDs for the Huskies but was sacked eight times.
31-17 Syracuse with 2:14 to play.

Newsome led UConn in rushing with 81 yards while redshirt junior quarterback Bryant Shirreffs (Jefferson, Ga.) was 27 of 45 with one TD.

Dungey was 26 of 40 in the air for 407 yards for the Orange.

UConn Individual Leaders

Rushing	No	Gain	Loss	Net	TD	Lg
Hopkins, Nate	10	30	3	27	1	10
Mensah, Kevin	8	21	10	11	0	10
Newsome, Ark.	5	10	3	7	0	8

Passing	Com-Att-Int	Yds	TD	Lg
Shirreffs, Bry.	22-28-0	408	2	64

Receiving	No	Yds	TD	Lg
McLean, Aaron	5	122	1	64
Dixon, Keyion	4	84	1	59
Beals, Tyraiq	3	76	0	47
Mensah, Kevin	3	33	0	16

Punting	No	Yds	Avg	Lg	In20
Graham, Brett	2	97	48.5	57	0

Field Goal Attempts	Yds	Blocked
Tarburt, Mike 1st	11:24 44 yds	Blocked
Tarburt, Mike 2nd	12:05 42 yds	Good
Tarburt, Mike 3rd	03:01 33 yds	Good

Defense	UT-AT-TT	TFL	Sk	Int
Joseph, Junior	10-1-11	1.0	0	0
McAllister, Br.	8-1-9	1.0	0	0
Diggs, Vontae	5-2-7	0.5	0	0
Herring-Wilson	6-0-6	1.0	0	0

SMU Individual Leaders

Rushing	No	Gain	Loss	Net	TD	Lg
Jones, Xavier	13	77	5	72	1	25
West, Braeden	8	75	3	72	1	31
Freeman, K	8	68	0	68	1	29

Passing	Com-Att-Int	Yds	TD	Lg
Hicks, Ben	27-37-0	280	4	34

Receiving	No	Yds	TD	Lg
Quinn, Trey	15	116	2	21
Sutton, Court.	7	112	2	34
Proche, James	2	29	0	34

Punting	No	Yds	Avg	Lg	In20
Sackville, Jamie	5	216	43.2	53	1

Field Goal Attempts

Defense	UT-AT-TT	TFL	Sk	Int
Mitchell, Kyran	9-0-9	4.0	0	0
Lawler, Justin	8-1-9	4.0	4.0	0
Clemons, Rod.	5-0-5	0	0	0
Onu, Mikial	4-0-4	0	0	0



GAME 5 VS. MEMPHIS

2018 UCONN FOOTBALL MEDIA GUIDE

GAME #5 • OCTOBER 6, 2017



31

UCONN



70

MEMPHIS

PRATT & WHITNEY STADIUM

AT RENTSCHLER FIELD • EAST HARTFORD, CONN.

TEAM STATISTICS

	MEM	UCONN
FIRST DOWNS	34	24
Rushing	12	7
Passing	21	14
Penalty	1	3
NET YARDS RUSHING	231	167
Rushing Attempts	45	34
Average Per Rush	5.1	4.9
Rushing Touchdowns	2	3
Yards Gained Rushing	256	192
Yards Lost Rushing	25	25
NET YARDS PASSING	480	310
Completions-Attempts-Int	39-55-0	21-35-1
Average Per Attempt	8.7	8.9
Average Per Completion	12.3	14.8
Passing Touchdowns	8	1
TOTAL OFFENSE YARDS	711	477
Total offense plays	100	69
Average Gain Per Play	7.1	6.9
Fumbles: Number-Lost	2-0	5-2
Penalties: Number-Yards	12-104	6-55
PUNTS-YARDS	4-156	5-170
Average Yards Per Punt	39.0	34.0
Net Yards Per Punt	39.0	30.8
Inside 20	3	1
50+ Yards	1	0
Touchbacks	0	0
Fair catch	0	2
KICKOFFS-YARDS	11-627	6-361
Average Yards Per Kickoff	57.0	60.2
Net Yards Per Kickoff	39.9	35.5
Touchbacks	3	3
Punt returns: Number-Yards-TD	1-16-0	0-0-0
Average Per Return	16.0	0.0
Kickoff returns: Number-Yards-TD	3-73-0	6-113-0
Average Per Return	24.3	18.8
Interceptions: Number-Yds-TD	1-0-0	0-0-0
Fumble Returns: Number-Yds-TD	0-0-0	0-0-0
Miscellaneous Yards	0	0
Possession Time	36:50	23:10
1st Quarter	5:53	9:07
2nd Quarter	10:19	4:41
3rd Quarter	10:12	4:48
4th Quarter	10:26	4:34
Third-Down Conversions	13 of 20	2 of 11
Fourth-Down Conversions	2 of 3	1 of 3
Red-Zone Scores-Chances	6-6	3-4
Touchdowns	6-6	2-4
Field Goals	0-6	1-4
Sacks By: Number-Yards	4-21	1-11
PAT Kicks	10-10	4-4
Field Goals	0-0	1-1
Points off turnovers	14	0

UConn Starters and Participants

OFFENSIVE STARTERS

T 65 Peart, Matt
 G 77 RUTHERFORD, Tr.
 C 72 VECHERY, Bren.
 G 70 DeGeorge, Cam
 T 74 VAN DEMARK, Ry.
 WR 8 McLean, Aaron
 RB 22 Newsome, Arkeel
 WR 23 Dixon, Keyion
 WR 19 Skanes, Quayvon
 WR 82 DONALDSON, Maso
 QB 4 SHIRREFFS, Bry.

DEFENSIVE STARTERS

DL 57 Ormsby, Cole
 DL 93 FATUKASTI, Foley
 DL 15 Carrezola, Luke
 LB 13 Diggs, Vontae
 LB 11 Joseph, Junior
 LB 33 Britton, Chris
 DB 27 Fortt, Omar
 DB 21 Summers, Jamar
 CB 16 MCALLISTER, Br
 DB 41 TERRY, Marsha
 DB 14 Herring-Wilson

UConn: 1A-BELL, Tre, 1C-HOPKINS, Nate, 2-BEALS, Tyraig, 5-PINDELL, David, 6-HAHN, Eddie, 9-DAVIS, Tyler, 25-COYLE, Tyler, 26-BUSS, Kyle, 29-WATKINS, Anth., 30-SWANN, Jordan, 31-ROBINSON IV, J., 32-GARLAND, Aaron, 34-MENSAH, Kevin, 36-BROWN, Brayden, 40-TARBUTT, Mike, 43-BEAVERS, Darr, 47-STERLING, Sant., 48-THOMPSON, Jason, 50-LAWLEY, Sheride, 53-KEATING, Brian, 80-MYERS, Tommy, 81-GRAHAM, Brett, 86-BLOOM, Alec, 88-FREEBORN, Conno, 90-HOLMAN, Zordan, 91-ROSE, Jay, 94-MURPHY, Kevin.

Memphis (4-1) 7 28 21 14 - 70

UConn (1-4) 14 10 0 7 - 31

First Quarter

13:44 UCONN Newsome, Arkeel 64 yd run (TARBUTT kick), 3-77 yards, 1:16
 11:02 MEM DYKES, Sean 30 yd pass from FERGUSON, Riley (SMITH kick), 9-75, 2:42

00:19 UCONN Hopkins, Nate 1 yd run (TARBUTT, Mike kick) 8-41, 2:40

Second Quarter

14:00 MEM MILLER, Ant. 17 yd pass from FERGUSON (PATTERSON, kick) 6-45, 1:19
 08:00 MEM MILLER, Anthony 8 yd pass from FERGUSON (SMITH kick), 12-76, 4:15
 07:13 UCONN Bloom 30 yd pass from SHIRREFFS (TARBUTT kick) 3-75, 0:47
 01:47 MEM MILLER, Ant. 40 yd pass from FERGUSON (PATTERSON, kick), 4-75, 1:21
 00:57 MEM POLLARD 14 yd pass from FERGUSON (SMITH kick), 4-34, 0:44
 00:04 UCONN TARBUTT, Mike 37 yd field goal 8-40, 0:53

Third Quarter

10:23 MEM MAGNIFICO 5 yd pass from FERGUSON (PATTERSON kick), 13-75, 4:37
 01:36 MEM MILLER, Ant. 32 yd pass from FERGUSON (SMITH kick), 2-32, 0:19
 01:25 MEM DORCEUS, 7 yd run (PATTERSON kick), 1-7, 0:03

Fourth Quarter

11:57 MEM DORCEUS, D. 26 yd run (SMITH, Spencer kick), 8-85, 3:22
 09:05 UCONN Newsome, Arkeel 13 yd run (TARBUTT, Mike kick), 7-68, 2:52

01:42 MEM SLADE 10 yd pass from MOORE (PATTERSON, R. kick), 14-74, 7:23

EAST HARTFORD, Conn. --- For 23 minutes of Friday night's game at Pratt & Whitney Stadium, the UConn football team was dead even with one of the top-scoring offensive teams in the country. But college football is a 60-minute game, and the final 37 minutes of this one belonged to Memphis.

After forging a 21-21 tie midway through the second quarter, the Huskies simply could not keep up with the high-flying Tigers and lost a 70-31 American Athletic Conference decision, the most points ever allowed by a UConn team.

Yet as lopsided as the final score was, the Huskies (1-4, 0-3) tried to find a way to make it a starting point for the future.

"This is the rock bottom, the absolute rock bottom," senior linebacker Vontae Diggs said. "As the saying goes, there's no place to go but up. We have to work harder, we have to grind harder, we have to play smarter. We have to do what we have to do to make sure this never, ever, in the history of UConn football, this will ever, ever, ever happen again. This is an embarrassment. This is not what we want for ourselves, this is not what the people want --- no one deserves this."

Memphis (4-1, 1-1) piled up some impressive offensive numbers, recording 711 yards in total offense, including 431 passing yards by quarterback Riley Ferguson, with seven touchdown passes. Senior wideout Anthony Miller caught four of those TD passes, on his way to 224 receiving yards.

The game couldn't have begun much better for UConn, however, as senior running back Arkeel Newsome broke free for a 64-yard touchdown scamper just 1:16 into the contest to put the Huskies on top 7-0. Newsome finished with 114 yards rushing and two touchdowns.

Memphis took just 2:40 to tie the game on Ferguson's first TD pass, but UConn again moved in front on a 1-yard TD plunge by redshirt freshman Nate Hopkins. But Memphis caught UConn 14-14 on Miller's first touchdown catch.

Then it was Memphis' turn to take the lead on another Miller TD, but UConn made the comeback to tie it, 21-21 on a 30-yard TD pass from Bryant Shirreffs to tight end Alec Bloom with 7:13 remaining in the half.

But the Tigers found the end zone twice more before halftime to take a 35-24 lead into the locker room and overwhelmed the Huskies in the second half, outscoring UConn, 35-7.

"From the midpoint of the second quarter on, that was not good," UConn coach Randy Edsall said. "We just go back to work, watch the film, work to get better and learn to do the things we're supposed to do. We have a chance to make plays and we don't make them. The second half, we didn't do anything well at all."

Edsall still has faith in the defensive scheme the Huskies are playing.

"This is a big job that we've undertaken to make better," the coach said, "and it isn't going to happen overnight --- it just isn't. I wish it could. What we're trying to do is put together the best thing that we can to give us a chance to win. And right now, it's hot pretty."

The bright spot for the Huskies has been on offense. In their last three games, they have compiled 97 points, the most for a three-game stretch since 2010, the year the Huskies went to the Fiesta Bowl. But despite the 310 passing yards he amassed, Shirreffs was not happy with his performance.

"It was an accumulation of negative things that happened," said the UConn quarterback. "I don't think I played very well, so I have to look at that first. I think it was our execution and I take responsibility for those things. We have to focus on the little things and once we do that, we'll get better. We started well, but we didn't continue it and I wish I knew why."

UConn will try to get back in the win column on Oct. 14, meeting Temple in Philadelphia.

UConn Individual Leaders

Rushing	No	Gain	Loss	Net	TD	Lg
Newsome, Ark	9	116	2	114	2	64
Hopkins, Nate	6	23	0	23	1	11
Shirreffs, Bry.	12	32	17	15	0	13

Passing	Com-Att-Int	Yds	TD	Lg
Shirreffs, Bry.	25-31-1	310	1	58

Receiving	No	Yds	TD	Lg
Donaldson, Mas.	5	50	0	20
Davis, Tyler	4	87	1	58
Newsome, Ark	3	39	0	30
Skanes, Quayv.	3	23	0	12

Punting	No	Yds	Avg	Lg	In20
Graham, Brett	5	170	34.0	40	1

Field Goal Attempts	Yds	Result
Tarbutt, Mike	2nd	00:04 37 yds Good

Defense	UT-AT-TT	TFL	Sk	Int
Joseph, Junior	8-4-12	0.0	0	0
Watkins, Ant.	6-6-12	0.5	0	0
Diggs, Vontae	8-2-10	1.0	0	0
McAllister, Br.	7-2-9	1.0	0	0

Memphis Individual Leaders

Rushing	No	Gain	Loss	Net	TD	Lg
Dorceus, D.	22	127	5	122	2	26
Henderson, D.	11	56	1	55	0	13
Moore, D	4	37	0	37	0	21

Passing	Com-Att-Int	Yds	TD	Lg
Ferguson, Ril.	34-48-0	431	7	40

Receiving	No	Yds	TD	Lg
Miller, Anthony	15	224	4	40
Mayhue, Phil	4	41	0	15
Slade, Mechane	4	36	1	19

Punting	No	Yds	Avg	Lg	In20
Jacobs, Nick	3	104	34.7	39	2

Field Goal Attempts

Defense	UT-AT-TT	TFL	Sk	Int
Avery, Genard	4-3-7	1.0	1.0	0
White, Shareef	5-1-6	1.0	0.0	0
Lindsey, Tyrez	4-1-5	0	0	0
Windham, Tito	4-1-5	0	0	0

GAME 6 AT TEMPLE



2018 UCONN FOOTBALL MEDIA GUIDE

GAME #6 • OCTOBER 14, 2017



28

UCONN



24

TEMPLE

LINCOLN FINANCIAL FIELD
PHILADELPHIA, PA.

TEAM STATISTICS

	UCONN	TEM
FIRST DOWNS	15	28
Rushing	6	7
Passing	6	18
Penalty	3	3
NET YARDS RUSHING	139	117
Rushing Attempts	38	29
Average Per Rush	3.7	4.0
Rushing Touchdowns	0	2
Yards Gained Rushing	168	135
Yards Lost Rushing	29	18
NET YARDS PASSING	105	356
Completions-Attempts-Int	18-28-1	33-55-1
Average Per Attempt	3.8	6.5
Average Per Completion	5.8	10.8
Passing Touchdowns	3	1
TOTAL OFFENSE YARDS	244	473
Total offense plays	66	84
Average Gain Per Play	3.7	5.6
Fumbles: Number-Lost	2-1	1-1
Penalties: Number-Yards	6-51	12-117
PUNTS-YARDS	7-297	6-238
Average Yards Per Punt	42.4	39.7
Net Yards Per Punt	40.0	35.3
Inside 20	0	1
50+ Yards	2	1
Touchbacks	0	1
Fair catch	1	2
KICKOFFS-YARDS	5-308	5-291
Average Yards Per Kickoff	61.6	58.2
Net Yards Per Kickoff	37.0	41.2
Touchbacks	3	1
Punt returns: Number-Yards-TD	1-6-0	3-17-0
Average Per Return	6.0	5.7
Kickoff returns: Number-Yards-TD	3-60-0	2-48-0
Average Per Return	20.0	24.0
Interceptions: Number-Yds-TD	1-34-1	1-0-0
Fumble Returns: Number-Yds-TD	1-35-0	0-0-0
Miscellaneous Yards	0	0
Possession Time	30:01	29:59
1st Quarter	6:40	8:20
2nd Quarter	8:02	6:58
3rd Quarter	6:46	8:14
4th Quarter	8:33	6:27
Third-Down Conversions	7 of 15	5 of 15
Fourth-Down Conversions	0 of 0	0 of 3
Red-Zone Scores-Chances	3-4	4-5
Touchdowns	3-4	3-5
Field goals	0-4	1-5
Sacks By: Number-Yards	2-15	2-17
PAT Kicks	4-4	3-3
Field Goals	0-1	1-1
Points off turnovers	14	14

UConn Starters and Participants

OFFENSIVE STARTERS

LT 65 PEART, Matt
LG 77 RUTHERFORD, Tr.
C 72 VECHERY, Bren
RG 70 DEGEORGE, Cam
RT 74 VAN DEMARK, Ry.
TE 80 MYERS, Tommy
RB 22 NEWSOME, Arkeel
WR 23 DIXON, Keyion
WR 1 MAYALA, Hergy
WR 8 MCLEAN, Aaron
QB 4 SHIRREFFS, Bry.

DEFENSIVE STARTERS

DL 57 ORMSBY, Cole
DL 93 FATUKASI, Foley
DL 15 CARREZOLA, Luke
LB 13 DIGGS, Vontae
LB 11 JOSEPH, Junior
LB 33 BRITTON, Chris
DB 27 FORTT, Omar
DB 30 SWANN, Jordan
DB 36 BROWN, Brayden
DB 41 TERRY, Marsha
DB 1A BELL, Tre

UConn: 1C-HOPKINS, Nate, 1E-WILLIAMS, Don., 2-BEALS, Tyraiq, 6-HAHN, Eddie, 9-DAVIS, Tyler, 10-STAPLETON, Cam, 19-SKANES, Quayvon, 25-COYLE, Tyler, 26-BUSS, Kyle, 31-ROBINSON IV, J., 32-GARLAND, Aaron, 34-MENSAH, Kevin, 37-WILLIAMS, Kyle, 40-TARBUTT, Mike, 43-BEAVERS, Darr., 48-THOMPSON, Jason, 50-LAWLEY, Sheride, 53-KEATING, Brian, 73-HASHEMI, Steve, 81-GRAHAM, Brett, 82-DONALDSON, Maso, 86-BLOOM, Alec, 88-FREEBORN, Conno, 91-ROSE, Jay, 94-MURPHY, Kevin.

UConn (2-4) 0 14 14 0 - 28

Temple (3-4) 7 0 7 10 - 24

First Quarter

06:23 TEM - HOOD, DAVID 1 yd run (BOUMERHI, AARON kick), 10-78 3:44

Second Quarter

10:44 UCONN - SKANES 6 yd pass from SHIRREFFS (TARBUTT kick), 15-88 5:57

05:17 UCONN - MAYALA 6 yd pass from SHIRREFFS (TARBUTT, kick), 2-9 0:43

Third Quarter

09:30 UCONN - NEWSOME 6 yd pass from SHIRREFFS (TARBUTT kick), 11-63 5:30

07:54 TEM - WRIGHT 9 yd pass from MARCHI (BOUMERHI kick), 6-75 1:36

06:37 UCONN - COYLE, Tyler 34 yd interception return (TARBUTT, kick)

Fourth Quarter

14:55 TEM - ARMSTEAD, R. 10 yd run (BOUMERHI, AARON kick), 4-21 1:44

11:14 TEM - BOUMERHI, AARON 21 yd field goal, 6-44 1:58

PHILADELPHIA (AP) Bryant Shirreffs threw for three touchdowns, Tyler Cole had a pick-six, and Connecticut held off Temple 28-24 on Saturday to end an eight-game skid in conference play.

The Huskies defense forced two turnovers and stopped Temple on downs three times, including the Owls' final drive, which ended in an incomplete Hail Mary pass with seconds left.

Marshe Terry recovered a fumble that set up Shirreffs' 6-yard TD strike to Hergy Mayala to give Connecticut (2-4, 1-3 American Athletic Conference) its first lead at halftime, 14-7, this season. Jordan Swann made his first career start because Jamar Summer's came down with illness on Saturday morning and forced the fumble to lead to the score.

Shirreffs, who was 18 of 28 for 105 yards, hit Arkeel Newsome on a short TD pass on the opening drive of the second half to give the Huskies a 21-7 lead. It was the first double digit lead for the Huskies since Oct. 22, 2016 vs. UCF.

Arkeel Newsome made history for the Huskies by recording his 100th career reception, he became the first UConn running back to accomplish the feat.

It was UConn's first interception returned for a TD since Jamar Summer's pick at Tulane in 2015. The Tulane game was also the last road game the Huskies won previous today. The win marked the end of nine-game road skid for the Huskies

Quayvon Skanes scored his first career touchdown to open to scoring for the Huskies in the second quarter and tie the game at 7-7.

The Huskies return home for their Homecoming game vs. Tulsa at noon on Oct. 21 on ESPN.

"Obviously, there are a lot of corrections to make," Diggs said. "Seven hundred yards and 70 points? That speaks for itself. There's nothing else we can do but continue to work."

UConn Individual Leaders

Rushing	No	Gain	Loss	Net	TD	Lg
Newsome, Ark	18	60	4	56	0	19
Shirreffs, Bry.	7	56	17	39	0	49
Mensah, Kevin	7	29	4	25	0	18

Passing	Com-Att-Int	Yds	TD	Lg
Shirreffs, Bry.	18-28-1	105	3	16

Receiving	No	Yds	TD	Lg
Mayala, Hergy	4	28	1	16
McLean, Aaron	3	30	0	11
Skanes, Quay.	3	18	1	7
Newsome, Ark.	3	-4	1	6

Punting	No	Yds	Avg	Lg	In20
Graham, Brett	7	296	42.4	51	0

Field Goal Attempts

Tarbutt, Mike 4th 00:55 36 yds Missed

Defense	UT-AT-TT	TFL	Sk	Int
Joseph, Junior	7-4-11	1.0	1	0
Swann, Jor.	7-0-7	1.0	0	0
Diggs, Vontae	4-3-7	0	0	0
Brown, Br.	6-0-6	0	0	0

Temple Individual Leaders

Rushing	No	Gain	Loss	Net	TD	Lg
Armstead, R.	9	33	1	32	1	10
Hood, David	6	30	1	29	1	11
Jennings, Ad.	1	22	0	22	0	22

Passing	Com-Att-Int	Yds	TD	Lg
Marchi, L.	33-54-1	356	1	37

Receiving	No	Yds	TD	Lg
Hood, David	8	91	0	25
Wright, Is.	6	50	1	15
Jennings, Ad.	5	52	0	21

Punting	No	Yds	Avg	Lg	In20
Starzyk, Alex	6	238	39.7	52	1

Field Goal Attempts

Boumerhi, Aa. 4th 11:14 21 yds Good

Defense	UT-AT-TT	TFL	Sk	Int
Russell, C.	9-3-12	0.5	0.5	0
Bradley, Sh.	5-2-7	0	0	0
Dogbe, Mich.	4-2-6	1.0	0	0
Randall, Delvon	4-1-5	1.0	0	0



GAME 7 VS TULSA

2018 UCONN FOOTBALL MEDIA GUIDE

GAME #7 • OCTOBER 21, 2017



UCONN

20



TULSA

14

PRATT & WHITNEY STADIUM
AT RENTSCHLER FIELD • EAST HARTFORD, CONN.

TEAM STATISTICS

	TLS	UCONN
FIRST DOWNS	23	19
Rushing	9	6
Passing	11	11
Penalty	3	2
NET YARDS RUSHING	194	69
Rushing Attempts	44	42
Average Per Rush	4.4	1.6
Rushing Touchdowns	2	1
Yards Gained Rushing	226	100
Yards Lost Rushing	32	31
NET YARDS PASSING	259	372
Completions-Attempts-Int	17-28-1	23-29-0
Average Per Attempt	9.2	12.8
Average Per Completion	15.2	16.2
Passing Touchdowns	0	1
TOTAL OFFENSE YARDS	453	441
Total offense plays	72	71
Average Gain Per Play	6.3	6.2
Fumbles: Number-Lost	0-0	1-0
Penalties: Number-Yards	5-47	11-105
PUNTS-YARDS	6-305	7-284
Average Yards Per Punt	50.8	40.6
Net Yards Per Punt	43.7	40.6
Inside 20	2	5
50+ Yards	3	2
Touchbacks	2	0
Fair catch	0	3
KICKOFFS-YARDS	2-110	5-325
Average Yards Per Kickoff	55.0	65.0
Net Yards Per Kickoff	44.5	40.0
Touchbacks	0	5
Punt returns: Number-Yards-TD	1-0-0	2-3-0
Average Per Return	0.0	1.5
Kickoff returns: Number-Yards-TD	0-0-0	2-21-0
Average Per Return	0.0	10.5
Interceptions: Number-Yds-TD	0-0-0	1-0-0
Fumble Returns: Number-Yds-TD	0-0-0	0-0-0
Miscellaneous Yards	0	0
Possession Time	26:16	33:44
1st Quarter	7:00	8:00
2nd Quarter	6:59	8:01
3rd Quarter	5:20	9:40
4th Quarter	6:57	8:03
Third-Down Conversions	6 of 15	9 of 18
Fourth-Down Conversions	1 of 2	0 of 0
Red-Zone Scores-Chances	2-3	3-3
Touchdowns	2-3	1-3
Field goals	0-3	2-3
Sacks By: Number-Yards	2-11	6-27
PAT Kicks	2-2	2-2
Field Goals	0-1	2-2
Points off turnovers	0	0

UConn (3-4)	3	0	14	3	-	20
Tulsa (2-6)	0	0	0	14	-	14

FIRST QUARTER

00:44 UCONN - TARBUTT, Mike 35 yd field goal, 7-54 2:27

THIRD QUARTER

10:13 UCONN - HOPKINS, Nate 1 yd run (TARBUTT, Mike kick), 12-79 4:47
07:09 UCONN - MAYALA 80 yd pass from SHIRREFFS (TARBUTT kick), 1-80 0:11

FOURTH QUARTER

08:33 UCONN - TARBUTT, Mike 28 yd field goal, 10-53 5:05
07:09 TLS - BROOKS, S. 8 yd run (JONES, R. kick), 5-75 1:24
02:16 TLS - BROOKS, S. 1 yd run (JONES, R. kick), 10-77 3:20

EAST HARTFORD, Conn. --- The shutout was so close, that the UConn football defense could almost taste it.

It had been five years and 65 games since the Huskies had been able to celebrate the ultimate single-game defensive achievement, but here they were, just over seven minutes away from putting the whitewash on Tulsa, an American Athletic Conference opponent which came to the Rent on Saturday averaging a gaudy 35.4 points per game.

But as UConn has learned throughout the 2017 season, college football is a full 60-minute game --- even down to the final tick of the clock. In those last seven minutes, the Huskies' lead had melted to 20-14 and Tulsa, with possession on the UConn 9, had managed to snap the ball an instant before time ran out.

Tulsa quarterback Luke Skipper's pass headed for the end zone, carrying with it the fine line between fulfillment and frustration for both teams.

That's when UConn senior linebacker Junior Joseph made sure the Huskies' finest defensive effort of the season would not go unrewarded. Joseph, who had strained his back earlier in the game, got up in the air and outfought Tulsa receiver Keenan Johnson to knock down the pass and secure UConn's 20-14 victory. It was the second straight win for the Huskies (3-4 overall, 2-3 AAC) and their first win at home since the season opener on Aug. 31. They will go for three straight on Oct. 28, when they play a non-conference game against SEC-foe Missouri at Pratt & Whitney Stadium.

"It was our scramble rule," Joseph said afterward. "When the quarterback starts scrambling, you stay with your guy. My guy came into the end zone, so I had to stay with him the entire play. I saw the ball and just made a play on it. I was glad I was able to stay with it and make that play for my teammates."

In the bigger picture, the UConn defense has made a lot of plays over the past two weeks, since a lopsided 70-31 home loss to Memphis, a defeat that the Huskies, to a man, termed "embarrassing."

"The 70 points put everybody through a reality check," Joseph said. "It took everyone's heart that night and the next day, we took a stand and said that's never going to happen to us again. We went to work every day from that point on."

"It's been more attention to detail in practice, going 100 percent every single play in practice," Joseph added. "Coach (Randy) Edsall makes practice harder than the game. When you make practice that hard, the game is a little easier and guys are starting to buy into it. Everyone's communicating, everyone's on the same page and thing are clicking."

The Huskies allowed Tulsa (2-6, 1-3) 453 yards in total offense, but 200 of that total came in the fourth quarter after UConn had totally dominated the first three. The Huskies had six sacks in the game, 11 tackles for loss and an interception.

"We played well, but we had opportunities to put them away and we didn't take advantage of that," coach Randy Edsall said. "We have to figure out what happened in the last five minutes or so. I thought defensively, for 3½ quarters, we played very, very well. Then I don't know. But the guys' effort has been better. It's been a total effort by the defensive linemen. Anytime you implement new things, maybe things -- fundamentals and techniques that guys may not have been used to playing -- I think it takes a little bit of time to feel comfortable."

UConn Individual Leaders

Rushing	No	Gain	Loss	Net	TD	Lg
Hopkins, Nate	21	49	11	38	1	7
Shirreffs, Bry.	12	35	11	24	0	7
Newsome, Ark.	3	9	0	9	0	4

Passing	Com-Att-Int	Yds	TD	Lg
Shirreffs, Bry.	23-29-0	372	2	80

Receiving	No	Yds	TD	Lg
Beals, Tyraiq	5	60	0	34
Mayala, Hergy	4	131	1	80
McLean, Aaron	4	48	0	18
Skanes, Quay.	3	52	0	33

Punting	No	Yds	Avg	Lg	In20
Graham, Brett	7	284	40.6	51	5

Field Goal Attempts

TARBUTT, Mike 1st 00:44 35 yards Good
TARBUTT, Mike 4th 08:33 28 yards Good

Defense	UT-AT-TT	TFL	Sk	Int
Brown, Bray.	6-3-9	1.0	0	0
Fatukasi, F	5-4-9	2.0	2.0	0
Diggs, Vontae	4-4-8	1.0	0	0
Joseph, Junior	4-3-7	1.5	0	0

Tulsa Individual Leaders

Rushing	No	Gain	Loss	Net	TD	Lg
Brooks, S	31	169	5	164	2	17
Skipper, L	11	51	27	24	0	30
Simon, R	1	4	0	4	0	4

Passing	Com-Att-Int	Yds	TD	Lg
Skipper, L.	17-27-1	259	0	50

Receiving	No	Yds	TD	Lg
Hobbs, J	9	96	0	26
Johnson, K	3	80	0	50
Carter, N	2	50	0	35

Punting	No	Yds	Avg	Lg	In20
Bennett, Tom	6	305	50.8	67	2

Field Goal Attempts

JONES, R. 2nd 00:45 44 yards Missed

Defense	UT-AT-TT	TFL	Sk	Int
Edmiston, C.	11-6-17	0	0	0
Whitfield, M	5-5-10	3.0	0	0
Suits, C	2-6-8	1.5	0	0
Brubaker, J	4-1-5	1.0	0	0

UConn Starters and Participants

OFFENSIVE STARTERS

T 65 PEART, Matt
G 77 RUTHERFORD, Tr.
C 72 VECHERY, Bren
G 70 DEGEORGE, Cam
T 74 VAN DEMARK, Ry.
TE 86 BLOOM, Alec
RB 22 NEWSOME, Arkeel
WR 23 DIXON, Keyion
WR 8 MCLEAN, Aaron
WR 1 MAYALA, Hergy
QB 4 SHIRREFFS, Bry.

DEFENSIVE STARTERS

DL 57 ORMSBY, Cole
DL 93 FATUKASI, Foley
DL 15 CARREZOLA, Luke
LB 13 DIGGS, Vontae
LB 11 JOSEPH, Junior
LB 33 BRITTON, Chris
DB 25 COYLE, Tyler
DB 30 SWANN, Jordan
DB 36 BROWN, Braydan
DB 41 TERRY, Marsha
DB 21 SUMMERS, Jamar

UConn: 1C-HOPKINS, Nate, 1E-WILLIAMS, Don., 1A-BELL, Tre, 2-BEALS, Tyraiq, 6-HAHN, Eddie, 9-DAVIS, Tyler, 10-STAPLETON, Cam, 19-SKANES, Quayvon, 27-FORRITT, Omar, 31-ROBINSON IV, J., 34-MENSAH, Kevin, 37-WILLIAMS, Kyle, 40-TARBUTT, Mike, 43-BEAVERS, Darr, 48-THOMPSON, Jason, 50-LAWLEY, Sheride, 53-KEATING, Brian, 73-HASHEMI, Steve, 80-MYERS, Tommy, 81-GRAHAM, Brett, 90-HOLMAN, Jordan, 91-ROSE, Jay, 94-MURPHY, Kevin.

GAME 8 VS MISSOURI



2018 UCONN FOOTBALL MEDIA GUIDE

GAME #8 • OCTOBER 28, 2017



UConn

12



MISSOURI

52

PRATT & WHITNEY STADIUM AT RENTSCHLER FIELD • EAST HARTFORD, CONN

TEAM STATISTICS

	MISSOURI	UConn
FIRST DOWNS	31	23
Rushing	12	11
Passing	16	9
Penalty	3	3
NET YARDS RUSHING	175	121
Rushing Attempts	34	41
Average Per Rush	5.1	3.0
Rushing Touchdowns	2	1
Yards Gained Rushing	227	155
Yards Lost Rushing	52	34
NET YARDS PASSING	408	233
Completions-Attempts-Int	34-43-1	22-52-1
Average Per Attempt	9.5	4.5
Average Per Completion	12.0	10.6
Passing Touchdowns	5	0
TOTAL OFFENSE YARDS	583	354
Total offense plays	77	93
Average Gain Per Play	7.6	3.8
Fumbles: Number-Lost	0-0	1-0
Penalties: Number-Yards	12-107	5-65
PUNTS-YARDS	3-131	8-320
Average Yards Per Punt	43.7	40.0
Net Yards Per Punt	42.7	39.6
Inside 20	2	2
50+ Yards	0	1
Touchbacks	0	0
Fair catch	1	4
KICKOFFS-YARDS	10-648	3-179
Average Yards Per Kickoff	64.8	59.7
Net Yards Per Kickoff	41.8	42.0
Touchbacks	7	1
Punt returns: Number-Yards-TD	4-3-0	1-3-0
Average Per Return	0.8	3.0
Kickoff returns: Number-Yds-TD	2-28-0	3-55-0
Average Per Return	14.0	18.3
Interceptions: Number-Yds-TD	1-0-0	1-0-0
Fumble Returns: Number-Yds-TD	0-0-0	0-0-0
Miscellaneous Yards	0	0
Possession Time	29:21	30:39
1st Quarter	6:32	8:28
2nd Quarter	8:08	6:52
3rd Quarter	5:19	9:41
4th Quarter	9:22	5:38
Third-Down Conversions	7 of 12	9 of 23
Fourth-Down Conversions	0 of 1	1 of 3
Red-Zone Scores-Chances	6-6	2-3
Touchdowns	5-6	1-3
Field Goals	1-6	1-3
Sacks By: Number-Yards	5-25	2-23
PAT Kicks	7-7	1-1
Field Goals	1-1	1-2
Points off turnovers	7	0

UConn Starters and Participants

OFFENSIVE STARTERS

QB 65 PEART, Matt
 RT 65 PEART, Matt
 G 77 RUTHERFORD, Tr.
 C 72 VECHERY, Bren.
 G 70 DEGEORGE, Cam
 T 74 VAN DEMARK, Ry.
 WR 8 McLEAN, Aaron
 RB 1C HOPKINS, Nate
 WR 23 DIXON, Keyvon
 WR 19 SKANES, Quayvon
 WR 1 MAYALA, Hergy
 QB 4 SHIRREFFS, Bry

DEFENSIVE STARTERS

DL 57 ORMSBY, Cole
 DL 93 FATUKASI, Foley
 DL 15 CARREZZOLA, Luke
 LB 13 DIGGS, Vontae
 LB 11 JOSEPH, Junior
 LB 33 BRITTON, Chris
 DB 25 COYLE, Tyler
 DB 30 SWANN, Jordan
 DB 36 BROWN, Brayden
 DB 41 TERRY, Marsha
 DB 21 SUMMERS, Jamar

UConn: 1E-WILLIAMS, Don, 1A-BELL, Tre, 2-BEALS, Tyraia, 5-PINDELL, David, 6-HAHN, Eddie, 9-DAVIS, Tyler, 10-STAPLETON, Cam, 26-BUSS, Kyle, 27-FORTT, Omar, 29-WATKINS, Anth., 32-ARLAND, Aaron, 34-MENSAH, Kevin, 40-TARBUTT, Mike, 43-BEAVERS, Darr, 47-STERLING, Sant, 48-THOMPSON, Jason, 50-LAWLEY, Sheridan, 53-KEATING, Brian, 56-LEONE, Nino, 73-HASHEMI, Steve, 80-MYERS, Tommy, 81-GRAMHAM, Brett, 82-DONALDSON, Maso, 86-BLOOM, Alec, 90-HOLMAN, Jordan, 91-ROSE, Jay, 94-MURPHY, Kevin, 96-ATKINS, James.

UConn (3-5)	2	3	7	0	-	12
Missouri (3-5)	21	10	14	7	-	52

FIRST QUARTER

13:40 UCONN -TEAM safety
 10:48 MIZZOU-Moore 4 yd pass from Lock (McCann kick) 6-93 yards-1:40
 06:48 MIZZOU-Okwuegbunam 4 yd pass from Lock (McCann kick) 6-71 1:57
 01:08 MIZZOU-Okwuegbunam 9 yd pass from Lock (McCann kick) 5-80, 1:35

SECOND QUARTER

2nd 11:09 UCONN -TARBUTT 30 yd field goal, 13-62, 4:59
 07:03 MZZOU-McCann 37 yd field goal, 12-64, 4:06
 03:11 MIZZOU -Witter, Ish 6 yd run (McCann kick), 9-63, 3:01

THIRD QUARTER

3rd 13:03 MIZZOU-Moore 13 yd pass from Lock (McCann, kick) 5-48, 1:10
 10:26 MIZZOU-Johnson 72 yd pass from Lock (McCan kick), 3-73, 1:25
 02:07 UCONN-Mensah 1 yd run (TARBUTT kick), 15-82, 5:26

FOURTH QUARTER

04:11 MIZZOU-Wilson 22 yd run (McCann kick) 7-64, 4:02

EAST HARTFORD, Conn. - The excitement of facing an SEC opponent faded quickly after the UConn football team took a 2-0 lead on Missouri Saturday night at Pratt & Whitney Stadium at Rentschler Field.

A snap over the head of Missouri punter Corey Fatony that went through the end zone produced the safety that put the Huskies on top just 1:20 into the game. Before the first quarter ended, however, the Tigers had answered by putting three touchdowns on the board and never looked back on their way to a 52-12 victory.

"We didn't do anything well enough to win tonight - offensively, defensively, special teams, coaching - put it all in there," UConn coach Randy Edsall said. "So, we move forward and look ahead. We're not going to dwell on this. We come back in tomorrow and go to work to get better."

The Huskies (3-5) came into the game riding a two-game winning streak, but suffered through a game filled with offensive mistakes as the growing process continues. Despite the lopsided score, Edsall thought the Huskies had their chances to remain competitive with Missouri (3-5).

"You've got to be able to make plays and we didn't make them," Edsall said. "We started fine, but then we had opportunities on the first and second drives and we don't take advantage of them. I knew coming in the game we were going to have to score points.

"Drops, missing open guys, in a position to tackle people you don't tackle, you don't challenge people and play with technique and fundamentals and have confidence in your own ability. I bet there was a dozen drops and missed tackles. A lot of it has to do with confidence."

Missouri quarterback Drew Lock went to work soon after the Huskies took the early lead. Lock threw touchdown passes to J'Mon Moore and two to Al Okwuegbunam in the first quarter and the Tigers were in control, 21-2.

For the game, Lock threw for 377 yards and 5 TDs, while senior running back Ish Witter led the rushers with 73 yards and a TD.

UConn managed a Mike Tarbutt field goal in the second quarter, but Mizzou again answered with a roar, another TD and a field goal to lead 31-5 at halftime. A 21-7 second half by the Tigers accounted for the final total. In all, Missouri had 583 yards in total offense.

"I go into every game expecting to win, that's my mentality," said UConn senior defensive lineman Luke Carrezola. "We didn't come out and execute. When it started to go downhill, I tried to step up and be a guy these young guys can depend on. It's frustrating, but we're going to continue to get better and it starts in practice."

Offensively, UConn quarterback Bryant Shirreffs threw for 202 yards and freshman running back Kevin Mensah rushed for 64. Junior wideout Hergy Mayala was a bright spot with 116 yards on 6 catches.

"We left a lot of plays out there and we didn't execute the way we're supposed to execute," Mayala said. "Our focus was definitely not in the right place at some points and that's how we explain it. It's disappointing, but we have to forget it about it real quick and put our focus on South Florida."

UConn Individual Leaders

Rushing	No	Gain	Loss	Net	TD	Lg
Mensah, Kevin	16	70	6	64	1	26
Shirreffs, Bry.	15	49	26	23	0	13
Thompson, Jas.	3	17	0	17	0	10

Passing	Com-Att-Int	Yds	TD	Lg
Shirreffs, Bry.	19-39-0	202	0	45
Pindell, David	3-12-1	31	0	16

Receiving	No	Yds	TD	Lg
Mayala, Hergy	9	116	0	45
Skanes, Quay.	6	50	0	19
McLean, Aaron	3	25	0	13
Beals, Tyraiq	3	22	0	8

Punting	No	Yds	Avg	Lg	In20
Graham, Brett	8	320	40.0	50	2

Field Goal Attempts

TARBUTT, Mike 1st 08:45 47 yards Missed
 TARBUTT, Mike 2nd 11:09 30 yards Good

Defense	UT-AT-TT	TFL	Sk	Int
Terry, Marsha	8-1-9	0	0	0
Summers, J	6-1-7	0	0	1
Coyle, Tyler	3-4-7	1.0	0	0
Fortt, Omar	2-5-7	1.5	0	0

Missouri Individual Leaders

Rushing	No	Gain	Loss	Net	TD	Lg
Witter, I	10	73	0	73	1	14
Rountree, L	6	60	0	60	0	25
Downing, D	10	60	0	60	0	29

Passing	Com-Att-Int	Yds	TD	Lg
Lock, D	31-37-0	377	5	72
Wilson, M	3-6-1	31	0	19

Receiving	No	Yds	TD	Lg
Moore, J	8	96	2	23
Johnson, J	5	128	1	72
Hall, E	5	37	0	10

Punting	No	Yds	Avg	Lg	In20
Falcony, C	3	131	43.7	47	2

Field Goal Attempts

McCann, Tucker 2nd 07:03 37 yards Good

Defense	UT-AT-TT	TFL	Sk	Int
Sherrills, A	4-2-6	0.5	0.5	0
Garrett, C	4-2-6	1.0	1.0	0
Beisel, E	3-2-5	0	0	0
Alton, J	4-0-4	0	0	0



GAME 9 VS USF

2018 UCONN FOOTBALL MEDIA GUIDE

GAME #9 • NOVEMBER 4, 2017



20

UConn



37

USF

PRATT & WHITNEY STADIUM AT RENTSCHLER FIELD • EAST HARTFORD, CONN

TEAM STATISTICS

	USF	UConn
FIRST DOWNS	28	22
Rushing	12	7
Passing	15	12
Penalty	1	3
NET YARDS RUSHING	217	148
Rushing Attempts	40	41
Average Per Rush	5.4	3.6
Rushing Touchdowns	1	2
Yards Gained Rushing	241	178
Yards Lost Rushing	24	30
NET YARDS PASSING	385	176
Completions-Attempts-Int	24-37-1	21-28-1
Average Per Attempt	10.4	6.3
Average Per Completion	16.0	8.4
Passing Touchdowns	3	1
TOTAL OFFENSE YARDS	602	324
Total offense plays	77	69
Average Gain Per Play	7.8	4.7
Fumbles: Number-Lost	2-1	1-0
Penalties: Number-Yards	11-100	2-20
PUNTS-YARDS	1-41	5-170
Average Yards Per Punt	41.0	34.0
Net Yards Per Punt	21.0	31.6
Inside 20	0	3
50+ Yards	0	0
Touchbacks	1	0
Fair catch	0	2
KICKOFFS-YARDS	8-509	3-195
Average Yards Per Kickoff	63.6	65.0
Net Yards Per Kickoff	35.9	43.3
Touchbacks	2	0
Punt returns: Number-Yards-TD	1-12-0	0-0-0
Average Per Return	12.0	0.0
Kickoff returns: Number-Yards-TD	3-65-0	6-172-0
Average Per Return	21.7	28.7
Interceptions: Number-Yards-TD	1-0-0	1-0-0
Fumble Returns: Number-Yards-TD	0-0-0	0-0-0
Miscellaneous Yards	0	0
Possession Time	30:31	29:29
1st Quarter	6:04	8:56
2nd Quarter	6:55	8:05
3rd Quarter	7:56	7:04
4th Quarter	9:36	5:24
Third-Down Conversions	9 of 14	7 of 14
Fourth-Down Conversions	0 of 0	1 of 2
Red-Zone Scores-Chances	4-5	2-3
Touchdowns	3-5	2-3
Field goals	1-5	0-3
Sacks By: Number-Yards	4-30	1-10
PAT Kicks	4-4	2-2
Field Goals	3-3	0-0
Points off turnovers	0	0

UConn (3-6)	0	7	0	13	-	20
USF (8-1)	7	10	17	3	-	37

FIRST QUARTER

07:46 USF-JOHNSON 1 yd run (NADELMAN kick), 7-69, 2:14

Second Quarter

12:40 USF-WILCOX 12 yd pass from FLOWERS (NADELMAN kick), 7-84, 2:45

07:10 UCONN- Myers 2 yd pass from SHIRREFFS (TARBUTT kick), 12-58, 5:30

03:16 USF- NADELMAN 38 yd field goal 9-69, 3:54

Third Quarter

10:44 USF- NADELMAN 25 yd field goal 13-68, 4:16

02:58 USF-JOHNSON 11 yd pass from FLOWERS (NADELMAN kick), 10-76,

3:27

00:17 USF- SCANTLING 95 yd pass from FLOWERS (NADELMAN kick), 1-95,

0:13

Fourth Quarter

14:07 UCONN Mensah 23 yd run (TARBUTT kick), 4-58, 1:10

10:23 USF NADELMAN 51 yd field goal, 12-45 3:44

06:24 UCONN Pindell 10 yd run (Pindell pass intcpt), 10-69, 3:59

EAST HARTFORD, Conn. -- Six months ago, Kevin Mensah wasn't quite sure where he was going. Three-quarters of the way through his first college football season, however, he can be certain of where he's staying --- in UConn's starting backfield.

"Mensah, a true freshman, was only five yards shy of his second 100-yard rushing game of the season Saturday afternoon against powerful USF and scored this third touchdown of the year as UConn fell to the Bulls, 37-20, in the final game of the season at Pratt and Whitney Stadium at Rentschler Field.

Not only did his performance mark the continuation of Mensah's steady growth as a football player, it may have just been the kind of effort that he -- and his coach -- will remember as a breakthrough game in his career.

"What I saw with Kevin today was that I thought he just kind of relaxed a little bit more," coach Randy Edsall said. "He's a guy that wants to do so well that he puts a lot of pressure on himself. I thought that tonight, watching him, he just let the game come to him a little bit more. I think the game might have slowed down a little bit more for him because he did that.

"Moving forward, he's a guy you can win with. And, the thing is, he's only gonna get better."

Which is exactly what Edsall and his staff were counting on when they brought Mensah to UConn after his senior year at Shepherd Hill Regional High School in Dudley, Mass. The 5-9, 200-pound running back certainly had plenty of credentials coming out of high school - 1,255 yards rushing and 13 TDs in only nine games as a senior. But he seriously considered a post-graduate year at St. Thomas More prep school.

"I'm pretty happy that I'm here and playing for UConn," Mensah said. "I tend to forget about the past. Coach Edsall did tell me that if I kept working hard, I could get some time, so I've tried to use that as motivation. And when I did get out there, I did what I had to do."

And then some.

In UConn's second game of the season, against Virginia, his 49 yards rushing yards included a 30-yard TD run. He followed that up with a 107-yard rushing performance the following week against ECU. He had 64 yards and a TD last week against Missouri and came back with perhaps his best all-around effort of the season Saturday. Besides the 95 yards and a 23-yard touchdown run against USF, he added four receptions for 22 more yards.

"I starting to read my blocks more and trying to be patient," Mensah said. "The coaches are telling me what to do and I'm trying to follow through."

Mensah, an explosive runner who was also a nationally-ranked sprinter in high school, has been listening to Edsall tell him to stop being so hard on himself.

"I do overthink things," he said with a half-smile. "When I mess up now, I try to think that it's over, put it away - especially last game and this game. Today, he told me to stay calm, do what I always did in high school and bring it up to this next level and I'll play, so that's what I did."

And it's obviously working --- Mensah has gained 369 yards this season and scored three TDs and caught 10 passes for an additional 83 yards.

The Huskies (3-6) struggled as a team trying to contain the powerful offense of USF (8-1), which rolled up 602 yards and never trailed against UConn.

"I thought we did some good things," Edsall said, "but it gets back to some of those things that have hurt us - big plays against our defense, not being able to get off on third downs, not finishing drives off. But we competed for 60 minutes. USF really good football team - very athletic, very fast. We just didn't match up in some of the things athletically against them."

Mensah, however, more than matched up. Just as Edsall said, as the game slows down for him, his effectiveness goes up.

UConn Individual Leaders

Rushing	No	Gain	Loss	Net	TD	Lg
Mensah, Kevin	22	96	1	95	1	23
Shirreffs, Bry	11	55	27	28	0	20
Pindell, David	3	19	0	19	1	10

Passing	Com-Att-Int	Yds	TD	Lg
Shirreffs, Bry	17-23-1	133	1	18
Pindell, David	3-4-0	37	0	22

Receiving	No	Yds	TD	Lg
Mayala, Hergy	4	45	0	16
Mensah, Kevin	4	22	0	15
McLean, Aaron	3	44	0	18
Davis, Tyler	3	17	0	8

Punting	No	Yds	Avg	Lg	In20
Graham, Brett	5	170	34.0	47	3

Field Goal Attempts

Defense	UT-AT-TT	TFL	Sk	Int
Joseph, Junior	7-2-9	0	0	0
Coyle, Tyler	7-0-7	1.0	0	0
Diggs, Vontae	6-0-6	0	0	0
Brown, Brayden	5-1-6	1.0	0	0

USF Individual Leaders

Rushing	No	Gain	Loss	Net	TD	Lg
Flowers, Q	16	143	12	131	0	21
Tice, D	16	63	9	54	0	13
Johnson, D	7	33	3	30	1	23

Passing	Com-Att-Int	Yds	TD	Lg
Flowers, Q	24-37-1	385	3	95

Receiving	No	Yds	TD	Lg
Scantling, M	6	152	1	95
McCants, T	6	89	0	38
Akala, T	4	61	0	25

Punting	No	Yds	Avg	Lg	In20
Hernandez, J	1	41	41.0	41	0

Field Goal Attempts

NADELMAN, Emili	2nd	03:16	38	yards	Good
NADELMAN, Emili	3rd	10:44	25	yards	Good
NADELMAN, Emili	4th	10:23	51	yards	Good

Defense	UT-AT-TT	TFL	Sk	Int
Thomas, J	6-4-10	1.0	0	0
Abraham, D	6-4-10	0	0	0
Sawtelle, E	6-4-10	1.5	0.5	0
Hoggins, R	5-0-5	0	0	0

UConn Starters and Participants

OFFENSIVE STARTERS

T	65	Peart, Matt
G	77	RUTHERFORD, Tr.
C	72	VECHERY, Bren.
G	70	DeGeorge, Cam
T	74	VAN DEMARK, Ry.
TE	86	Bloom, Alec
RB	34	Mensah, Kevin
WR	2	Beals, Tyrilq
WR	19	Skane, Quayvon
WR	1	Mayala, Hergy
QB	4	SHIRREFFS, Bry.

DEFENSIVE STARTERS

DL	57	Ormsby, Cole
DL	93	FATUKASI, Foley
DL	15	Carrezola, Luke
LB	13	Diggs, Vontae
LB	11	Joseph, Junior
LB	33	Britton, Chris
DB	25	Coyle, Tyler
DB	30	Swann, Jordan
DB	36	Brown, Brayden
DB	41	TERRY, Marsha
DB	1A	Bell, Tre

UConn: 1E-WILLIAMS, Don, 5-PINDELL, David, 6-HAHN, Eddie, 8-MCLEAN, Aaron, 9-DAVIS, Tyler, 10-STAPLETON, Cam, 21-SUMMERS, Jamar, 23-DIXON, Keyvon, 27-FORTT, Omar, 32-GARLAND, Aaron, 37-WILLIAMS, Kyle, 40-TARBUTT, Mike, 43-BEAVERS, Darr, 47-STERLING, Sant, 48-THOMPSON, Jason, 49-O'REILLY, Don, 50-LAWLEY, Sheride, 53-KEATING, Brian, 58-OKOUNAM, Phil, 80-MYERS, Tommy, 81-GRAHAM, Brett, 82-DONALDSON, Maso, 84-CONEY, Bryan, 90-HOLMAN, Zordan, 91-ROSE, Jay, 94-MURPHY, Kevin.



GAME #10 • NOVEMBER 11, 2017



24

UCONN



49

UCF

SPECTRUM STADIUM ORLANDO, FLA..

TEAM STATISTICS

	UCONN	UCF
FIRST DOWNS	23	22
Rushing	11	7
Passing	9	12
Penalty	3	3
NET YARDS RUSHING	212	173
Rushing Attempts	45	35
Average Per Rush	4.7	4.9
Rushing Touchdowns	1	4
Yards Gained Rushing	227	201
Yards Lost Rushing	15	28
NET YARDS PASSING	201	346
Completions-Attempts-Int	18-31-1	25-38-0
Average Per Attempt	6.5	9.1
Average Per Completion	11.2	13.8
Passing Touchdowns	2	3
TOTAL OFFENSE YARDS	413	519
Total offense plays	76	73
Average Gain Per Play	5.4	7.1
Fumbles: Number-Lost	2-1	1-1
Penalties: Number-Yards	8-79	10-84
Turnovers-YARDS	5-196	4-205
Average Yards Per Punt	39.2	51.2
Net Yards Per Punt	39.4	51.2
Inside 20	1	1
50+ Yards	0	2
Touchbacks	0	0
Fair catch	1	1
KICKOFFS-YARDS	5-321	8-492
Average Yards Per Kickoff	64.2	61.5
Net Yards Per Kickoff	39.0	45.1
Touchbacks	3	0
Punt returns: Number-Yards-TD	0-0-0	2--1-0
Average Per Return	0.0	-0.5
Kickoff returns: Number-Yds-TD	7-131-0	2-51-0
Average Per Return	18.7	25.5
Interceptions: Number-Yds-TD	0-0-0	1-0-0
Fumble Returns: Number-Yds-TD	1-8-0	0-0-0
Miscellaneous Yards	0	0
Possession Time	32:15	27:45
1st Quarter	6:19	8:41
2nd Quarter	9:17	5:43
3rd Quarter	7:57	7:03
4th Quarter	8:42	6:18
Third-Down Conversions	6 of 15	8 of 16
Fourth-Down Conversions	0 of 3	0 of 2
Red-Zone Scores-Chances	3-3	4-4
Touchdowns	2-3	4-4
Field goals	1-3	0-4
Score By: Number-Yards	2-5	2-6

UConn (3-7) 3 7 7 7 - 24
UCF (9-0) 21 7 0 21 - 49

FIRST QUARTER

11:06 UCF- ANDERSON 3 yd run (WRIGHT kick), 11-78, 3:54
05:15 UCONN- TARBUTT, Mike 20 yd field goal, 12-73, 5:51
02:52 UCF - KILLINS 4 yd run (WRIGHT kick), 8-75, 2:23
00:20 UCF- WILLIAMS 6 yd pass from MILTON(WRIGHT kick) 5-28 yards, 2:24

SECOND QUARTER

09:57 UCONN- DONALDSON 12 yd pass from Pindell (TARBUTT kick),7-54, 2:40
07:43 UCF- SMITH 41 yd pass from MILTON (WRIGHT kick), 6-75,2:14

THIRD QUARTER

13:21 UCONN- Pindell 9 yd run (TARBUTT kick) 4-91, 1:39

FOURTH QUARTER

14:11 UCF- ANDERSON 65 yd run (WRIGHT kick) 6-84, 2:04
08:54 UCF- MILTON 4 yd run (WRIGHT kick) 7-72, 3:08
07:03 UCF- STEWART 35 yd pass from VEDRAL(WRIGHT kick) 1-35, 0:06

00:36 UCONN McLean 22 yd pass from Pindell (TARBUTT kick) 8-81, 2:36)

ORLANDO, Fla. (AP) Otis Anderson rushed for 84 yards and two touchdowns, McKenzie Milton passed for 311 yards and No. 14 Central Florida pulled away from UConn for a 49-24 victory on Saturday.

Anderson had a 3-yard touchdown run in the first quarter and helped the undefeated Knights break it open with a 65-yard touchdown run, making it 35-17 with 14:11 left. The freshman bounced back nicely after he had a costly fumble in the third quarter.

"My teammates told me to keep my head up and go back out and make another play," Anderson said. "For me to get back into the game and show I could make another big play is real important."

UCF (9-0, 6-0 American Athletic Conference, CFP, No. 18) also got a solid performance from Milton, who was 24-for-36 passing. He tossed a 6-yard TD pass to Marlon Williams in the first quarter and a 41-yarder to Tre'Quan Smith with 7:43 left in the first half, helping the Knights to a 28-10 lead at the break.

"When you look up and you didn't have best day but you have 49 points those are good problems," UCF coach Scott Frost said. "We can play a lot better but I think the guys made enough plays."

After Anderson's second TD, Milton added a 4-yard touchdown run that made it 42-17 with 8:54 left.

David Pindell passed for 201 yards and a touchdown and also ran for a score for UConn (3-7, 2-5), but the Huskies were unable to keep up with the high-scoring Knights. Pindell was inserted into the starting lineup in place of the injured Bryant Shirreffs.

Pindell's 9-yard touchdown run made it 28-17 early in the second half. UCF failed to score in the third, just the second time this season the Knights went scoreless in a quarter.

But they made up for it with a big finish. Noah Vedral's 35-yard touchdown pass to Cam Stewart made it 49-17 with 7:03 left.

Pindell led the Huskies with 21 carries for 96 yards. He was 18 for 31 through the air, also throwing an interception.

"I was impressed with him, he's a good athlete," Frost said. "I think they are getting better as a football team from what I saw earlier in the year."

Smith finished with seven catches for 120 yards for UCF.

Next up, the Huskies step out of conference play to take on Boston College on Saturday.

"It's definitely slowing down for me," Mensah said, this time with a full smile. "I've been waiting for that since the first game and it's finally here."

And Mensah now knows where he's headed.

"When I do graduate," he said. "I'm definitely going to look back and say I made the right decision."

UCONN Individual Leaders

Rushing	No	Gain	Loss	Net	TD	Lg
Pindell, David	21	105	9	96	1	17
Mensah, Kevin	10	54	1	53	0	14
Newsome, Ark	10	34	3	31	0	12

Passing	Com-Att-Int	Yds	TD	Lg
Pindell, David	18-31-1	201	2	60

Receiving	No	Yds	TD	Lg
Skanes, Quay.	4	27	0	15
McLean, Aaron	3	47	1	22
Beals, Tyraiq	3	9	0	6
Mayala, Hergy	2	16	0	11

Punting	No	Yds	Avg	Lg	In20
Graham, Brett	5	196	39.2	45	1

Field Goal Attempts	1st	05:15	20 yards	Good
Tarbutt, Mike				

Defense	UT-AT-TT	TFL	Sk	Int
Coyle, Tyler	9-3-12	1.0	0	0
Terry, Marshe	5-2-7	0	0	0
Bell, Tre	5-2-7	0	0	0
Diggs, Vontae	3-4-7	0	0	0

UCF Individual Leaders

Rushing	No	Gain	Loss	Net	TD	Lg
Anderson	9	84	0	84	2	65
Milton	10	57	5	52	1	25
Killins	7	28	4	24	1	18

Passing	Com-Att-Int	Yds	TD	Lg
Milton	24-36-0	311	2	41

Receiving	No	Yds	TD	Lg
Davis	8	95	0	30
Smith	7	120	1	41
Snelson	3	27	0	14

Punting	No	Yds	Avg	Lg	In20
Loudermilk, M	4	205	51.2	69	1

Field Goal Attempts	1st	05:15	20 yards	Good

Defense	UT-AT-TT	TFL	Sk	Int
Gibson	7-2-9	0	0	0
Burkett	4-3-7	1.0	0	0
Jasinski	2-4-6	0	0	0
Griffin	4-1-5	1.0	1.0	0

UCONN Starters and Participants

OFFENSIVE STARTERS

WR 2 BEALS, Tyraiq
WR 8 MCLEAN, Aaron
LT 65 PEART, Matt
LG 77 RUTHERFORD, Tr.
C 72 VECHERY, Bren.
RG 70 DEGEORGE, Cam
RT 74 VAN DEMARK, Ry.
TE 9 DAVIS, Tyler
WR 1 MAYALA, Hergy
QB 5 PINDELL, David
RB 34 MENSAH, Kevin

DEFENSIVE STARTERS

DL 57 ORMSBY, Cole
DL 93 FATUKASI, Foley
DL 15 CARREZOLA, Luke
LB 13 DIGGS, Vontae
LB 11 JOSEPH, Junior
LB 33 BRITTON, Chris
DB 25 COYLE, Tyler
DB 21 SUMMERS, Jamar
DB 29 WATKINS, Anth.
DB 41 TERRY, Marshe
DB 1A BELL, Tre

UConn: 1C-HOPKINS, Nate, 1E-WILLIAMS, Don., 6-HAHN, Eddie, 10-STAPLETON, Cam, 14-Herring-Wilson, 19-SKANES, Quayvon, 22-NEWSOME, Arkeel, 23-DIXON, Keyion, 30-SWANN, Jordan, 31-ROBINSON IV, J., 32-GARLAND, Aaron, 40-TARBUTT, Mike, 43-BEAVERS, Darr, 47-STERLING, Sant., 50-LAWLEY, Sheride, 53-KEATING, Brian, 58-OKOUNAM, Phil., 73-HASHEMI, Steve, 80-MYERS, Tommy, 81-GRAHAM, Brett, 82-DONALDSON, Maso, 84-CONEY, Bryan, 86-BLOOM, Alec, 90-HOLMAN, Zordan, 91-ROSE, Jay, 94-MURPHY, Kevin..



GAME 11 VS BOSTON COLLEGE

2018 UCONN FOOTBALL MEDIA GUIDE

GAME #11 • NOVEMBER 18, 2017



CONNECTICUT

16



BOSTON COLLEGE

39

FENWAY PARK

• BOSTON, MASS.

TEAM STATISTICS



UConn (3-8)	3	0	0	13	-	16
BC (6-5)	0	14	19	6	-	39

FIRST QUARTER

11:03 UCONN - TARBUTT, Mich. 50 yd field goal, 9-61 3:57

SECOND QUARTER

06:13 BC - Garrison 2 yd pass from Wade (Lichtenberg kick), 12-70 5:46

03:07 BC - Dillon, A 53 yd run (Lichtenberg, C kick), 1-53 0:12

THIRD QUARTER

13:04 BC - Hilliman, J 38 yd run (Lichtenberg, C kick), 5-60 1:56

09:41 BC - Torres, T 65 yd interception return (Lichtenberg, C kick failed)

03:06 BC - Dillon, A 20 yd run (Lichtenberg, C kick failed), 4-42 1:22

FOURTH QUARTER

07:20 BC - Hilliman, J 3 yd run (Lichtenberg, C kick failed), 7-69 3:38

06:31 UCONN - Mensah, Kevin 70 yd run (TARBUTT, Mich. kick), 3-79 0:49

04:15 UCONN - Mayala 43 yd pass from Pindell (Pindell pass failed), 1-43 0:07

BOSTON (AP) AJ Dillon rushed for 200 yards and two touchdowns, breaking free on a 48-yard run and a 53-yard score on Saturday night to lead Boston College to a 39-16 victory over UConn on the wet and worn-out turf at Fenway Park.

Playing most of the game in a heavy rain, with groundskeepers patching the field most every timeout, the Eagles (6-5) qualified for a bowl game for the fourth time in five seasons. UConn (3-8) showed little offense until two late touchdowns cut into a 36-point deficit.

One week after BC quarterback Anthony Brown sustained a season-ending knee injury, Darius Wade completed 7 of 15 passes for 55 yards and a touchdown. He was helped by Dillon's running, another 107 yards rushing from Jon Hilliman and two long interception returns, including a 65-yard pick-six by Taj-Amir Torres.

Hilliman scored on 38- and 3-yard runs for BC, and Lukas Denis picked off David Pindell at the goal line and ran it back 56 yards to set up Dillon's second score.

BC led 39-3 in the fourth before Kevin Mensah ran 70 yards for a touchdown. The run was the longest of Mensah's career and the freshman running back finished the night with career-high 115 rushing yards.

Pindell followed by hitting Hergy Mayala for 43 yards with 4:15 left to make it 39-16. Pindell closed out the night with a career-high 241 yards.

Pindell finished with a career-high 241 yards on 14-for-33 passing, with three interceptions.

Although the century-old ballpark is less than four miles from BC's Chestnut Hill campus, UConn was officially the home team. But the opportunity to use the Red Sox clubhouse didn't help the Huskies avoid falling to 0-12-2 all-time against BC.

A 21-point favorite, BC trailed 3-0 after one quarter before Wade rolled to his left toward the Red Sox dugout and evaded tacklers long enough to find Chris Garrison in the end zone, right in front of where home plate would usually be.

Dillon dragged four defenders into the end zone - with another standing by and watching - on his 53-yard score in the second quarter, then added a 20-yard TD run in the third to make it 33-3. It was his second career 200-yard game and the first 200-yard rusher against UConn since Ray Rice did it for Rutgers in 2005.

The Huskies close out the 2017 season on Saturday, November 24 at Cincinnati at noon.

UConn Individual Leaders

Rushing	No	Gain	Loss	Net	TD	Lg
Mensah, Kevin	16	115	0	115	1	70
Pindell, David	17	59	12	47	0	9
Newsome, Ark	2	7	0	7	0	5

Passing	Com-Att-Int	Yds	TD	Lg
Pindell, David	14-33-3	241	1	50

Receiving	No	Yds	TD	Lg
Mayala, Hergy	5	65	1	43
Dixon, Keyion	3	48	0	49
Newsome, Ark.	2	74	0	50
McLean, Aaron	2	27	0	15

Punting	No	Yds	Avg	Lg	In20
Graham, Brett	9	343	38.1	61	1

Field Goal Attempts

TARBUTT, Mich.	1st	11:03	50 yards	Good
TARBUTT, Mich.	1st	03:28	30 yards	Blocked

Defense	UT-AT-TT	TFL	Sk	Int
Coyle, Tyler	5-2-7	1.0	0	0
Sterling, Sant.	4-2-6	0	0	0
Watkins, Ant.	4-2-6	0	0	0
Summers, Jamar	3-3-6	0	0	0

BC Individual Leaders

Rushing	No	Gain	Loss	Net	TD	Lg
Dillon	24	202	2	200	2	53
Hilliman	10	107	0	107	2	45
Levy	7	14	6	8	0	5

Passing	Com-Att-Int	Yds	TD	Lg
Wade	7-15-0	55	1	38

Receiving	No	Yds	TD	Lg
Sweeney	2	42	0	38
Garrison	2	11	1	9
White	2	0	0	1

Punting	No	Yds	Avg	Lg	In20
Knoll, M	8	314	39.2	63	3

Field Goal Attempts

Lichtenberg, C	1st	06:26	43 yards	Blocked
----------------	-----	-------	----------	---------

Defense	UT-AT-TT	TFL	Sk	Int
Allen	6-5-11	1.5	0	0
Lamot	6-4-10	0.5	0	0
Schwab	7-2-9	1.0	0	0

Ray	5-0-5	1.0	0	0
-----	-------	-----	---	---

UConn Starters and Participants

OFFENSIVE STARTERS

T	65	Pearl, Matt
G	77	RUTHERFORD, Tr.
C	72	VECHERY, Bren.
C	70	DeGeorge, Cam
T	74	VAN DEMARK, Ry.
TE	9	Davis, Tyler
RB	34	Mensah, Kevin
WR	2	Beals, Tyrilq
WR	8	McLean, Aaron
WR	1	Mayala, Hergy
QB	5	Pindell, David

DEFENSIVE STARTERS

DL	57	Ormsby, Cole
DL	93	FATUKASTI, Foley
DL	15	Carrezola, Luke
LB	13	Diggs, Vontae
LB	11	Joseph, Junior
LB	47	STERLING, Sant.
DB	25	Coyle, Tyler
DB	71	Summers, Jamar
DB	29	WATKINS, Anth.
DB	41	TERRY, Marsha
DB	1A	Bell, Tre

UConn: 1C-HOPKINS, Nate, 1E-WILLIAMS, Don, 4A-O'REILLY, Donev, 10-STAPLETON, Cam, 14-Herring-Wilson, 19-SKANES, Quayvon, 22-NEWSOME, Arkeel, 23-DIXON, Kevin, 27-FORIT, Omar, 31-ROBINSON IV, J., 32-GARLAND, Aaron, 40-TARBUTT, Mich., 43-BEAVERS, Darr, 45-GILMARTIN, Ryan, 50-LAWLEY, Sheride, 53-KEATING, Brian, 56-LEONE, Nino, 58-OKOUNAM, Phil, 73-HASHEMI, Steve, 79-SCHAFER, ENACKER, K., 80-MYERS, Tommy, 81-GRAHAM, Brett, 82-DONALDSON, Maso, 84-CONEY, Bryan, 86-BLOOM, Alec, 90-HOLMAN, Zordan, 91-ROSE, Jay, 94-MURPHY, Kevin..

GAME 12 AT CINCINNATI



2018 UCONN FOOTBALL MEDIA GUIDE

GAME #12 • NOVEMBER 25, 2017



21

UConn



22

Cincinnati

NIPPERT STADIUM CINCINNATI, OHIO

TEAM STATISTICS

	UConn	CIN
FIRST DOWNS	29	19
Rushing	13	8
Passing	13	11
Penalty	3	0
NET YARDS RUSHING	176	136
Rushing Attempts	52	26
Average Per Rush	3.4	5.2
Rushing Touchdowns	1	1
Yards Gained Rushing	197	159
Yards Lost Rushing	21	23
NET YARDS PASSING	273	199
Completions-Attempts-Int	27-51-1	19-28-1
Average Per Attempt	5.4	7.1
Average Per Completion	10.1	10.5
Passing Touchdowns	1	2
TOTAL OFFENSE YARDS	449	335
Total offense plays	103	54
Average Gain Per Play	4.4	6.2
Fumbles: Number-Lost	1-0	2-0
Penalties: Number-Yards	4-37	5-44
PUNTS-YARDS	3-101	5-218
Average Yards Per Punt	33.7	43.6
Net Yards Per Punt	32.0	43.6
Inside 20	1	1
50+ Yards	0	2
Touchbacks	0	0
Fair catch	2	4
KICKOFFS-YARDS	5-328	4-259
Average Yards Per Kickoff	65.6	64.8
Net Yards Per Kickoff	41.4	46.0
Touchbacks	4	2
Punt returns: Number-Yards-TD	0-0-0	1-5-0
Average Per Return	0.0	5.0
Kickoff returns: Number-Yds-TD	2-25-0	1-21-0
Average Per Return	12.5	21.0
Interceptions: Number-Yds-TD	1-6-0	1-21-0
Fumble Returns: Number-Yds-TD	0-0-0	0-0-0
Miscellaneous Yards	0	0
Possession Time	39:40	20:20
1st Quarter	10:15	4:45
2nd Quarter	8:59	6:01
3rd Quarter	11:46	3:14
4th Quarter	8:40	6:20
Third-Down Conversions	11 of 24	4 of 10
Fourth-Down Conversions	3 of 3	0 of 1
Red-Zone Scores-Chances	4-4	3-4
Touchdowns	2-4	3-4
Field goals	2-4	0-4
Sacks By: Number-Yards	2-16	2-16
PAT Kicks	0-1	2-2
Field Goals	3-4	0-0
Points off turnovers	0	7

UConn Starters and Participants

OFFENSIVE STARTERS

T 65 Peart, Matt
G 77 RUTHERFORD, Tr.
C 72 VECHERY, Bren.
G 70 DeGeorge, Cam
T 74 VAN DEMARK, Ry.
TE 86 Bloom, Alec
RB 34 Mensah, Kevin
WR 2 Beals, Tyrain
WR 19 Skanes, Quayvon
WR 1 Mayala, Hergy
QB 5 Pindell, David

DEFENSIVE STARTERS

DL 57 Ormsby, Cole
DL 33 FATUKASI, Foley
DL 15 Carrezola, Luke
LB 13 Diggs, Vontae
LB 33 Britton, Chris
LB 45 Gilmartin, Ryan
DB 25 Coyle, Tyler
DB 21 Summers, Jamar
DB 27 Fortt, Omar
DB 41 TERRY, Marshe
DB 1A Bell, Tre

UConn: 1C-HOPKINS, Nate, 1E-WILLIAMS, Don, 4A-O'REILLY, Donev, 9-McLean, Aaron 10-STAPLETON, Cam, 11-Joseph, Junior 14-Herrin-Wilson, 22-NEWSOME, Arkeel, 23-DIXON, Keyion, 27-FORTT, Omar, 31-ROBINSON IV, J., 32-GARLAND, Aaron, 40-TARBUTT, Mich, 43-BEAVERS, Darr, 50-LAWLEY, Sheride, 53-KEATING, Brian, 56-LEONE, Nino, 58-OKOUNJAN, Phil, 73-HASHEMI, Steve, 79-SCHAFFENACKER, K, 80-MYERS, Tommy, 81-GRAHAM, Brett, 82-DONALDSON, Maso, 84-CONEY, Bryan, 86-BLOOM, Alec, 90-HOLMAN, Zordan, 91-ROSE, Jay, 94-MURPHY, Kevin..

UConn (3-9) 3 3 9 6 - 21
Cincinnati (4-8) 0 7 0 15 - 22

FIRST QUARTER

UConn – Tarbutt 37 yd field goal 7:50 (15-67, 5:35)

SECOND QUARTER

UConn – Tarbutt 26 yd field goal 7:07 (11-66, 4:12)

Cincinnati - Lewis 13 yd pass from Moore (Jones kick) 0:43 (4-41, 0:41)

THIRD QUARTER

UConn – Pindell 1 yd run (Pindell pass failed) 7:02 (19-75, 7:53)

UConn - Tarbutt 53 yd field goal 2:07 (11-44, 3:48)

FOURTH QUARTER

Cincinnati – Lewis 12 yd pass from Moore (Boone pass from Moore) 14:55 (12-75, 7:00)

Cincinnati – Moore 4 yd run (Jones kick) 1:28 (7-64, 1:45)

UConn - Mayala 2 yd pass from Pindell (Tarbutt kick failed) 0:00 (12-93, 1:22)

CINCINNATI (AP) Haden Moore scored on a 4-yard run with 1:28 left to lead Cincinnati to a 22-21 win over UConn on Saturday.

Cincinnati (4-8, 2-6) got the ball on its own 36-yard line with 3:13 left before driving to break a 15-all tie.

Connecticut scored with no time on the clock. David Pindell found Hergy Mayala from 2 yards out for a touchdown. But Connecticut was called for unsportsmanlike conduct and Michael Tarbutt missed the 36-yard extra point attempt.

Connecticut quarterback David Pindell scored on fourth-and-goal from the 1-yard line and Michael Tarbutt kicked three field goals to give the Huskies a 15-7 lead after three quarters. Tarbutt's 53-yard field goal to make it 15-7 was the longest of his career and is tied for second longest in UConn history.

The 19-play drive capped by Pindell touchdown run was the longest in program history (plays) for the Huskies.

Pindell threw for a career-high 273 yards and rushed 22 times for 95 yards.

Moore completed two touchdown passes to Kahlil Lewis and a two-point conversion to Mike Boone and got the Bearcats even early in the fourth quarter.

The Bearcats led 7-6 at halftime. An interception by Carter Jacobs set up a four-play, 41-yard scoring drive, ending with 13-yard scoring pass from Moore to Lewis with 43 seconds left in the first half.

Connecticut (3-9, 2-6) had taken a 6-0 lead on 37- and 26-yard field goals by Michael Tarbutt.

Connecticut lost its fifth straight game to end the season.

UConn Individual Leaders

Rushing	No	Gain	Loss	Net	TD	Lg
Pindell, David	22	111	16	95	1	19
Hopkins, Nate	9	38	0	38	0	9
Mensah, Kevin	16	29	5	24	0	6

Passing	Com-Att-Int	Yds	TD	Lg
Pindell, David	27-51-1	273	1	34

Receiving	No	Yds	TD	Lg
Dixon, Keyion	8	67	0	24
McLean, Aaron	4	58	0	26
Mayala, Hergy	4	31	1	16
Mensah, Kevin	4	20	0	13

Punting	No	Yds	Avg	Lg	In20
Graham, Brett	3	101	33.7	40	1

Field Goal Attempts

Player	Time	Yds	Result
Tarbutt, Mich.	1st	07:50	37 yards Good
Tarbutt, Mich.	2nd	13:47	49 yards Missed
Tarbutt, Mich.	2nd	08:07	26 yards Good
Tarbutt, Mich.	3rd	02:07	53 yards Good

Defense	UT-AT-TT	TFL	Sk	Int
Fortt, Omar	3-9-12	1.0	0	0
Bell, Tre	5-4-9	0.5	0	0
Diggs, Vontae	2-6-8	0	0	0
Summers, Jamar	4-1-5	0	0	0

Cincinnati Individual Leaders

Rushing	No	Gain	Loss	Net	TD	Lg
Boone	14	85	2	83	2	25
Lewis	1	24	0	24	2	24
Warren	2	13	0	13	0	8

Passing	Com-Att-Int	Yds	TD	Lg
Moore	19-28-1	199	2	25

Receiving	No	Yds	TD	Lg
Geddis	6	65	0	17
Lewis	6	64	0	17
Boone	2	17	0	11

Punting	No	Yds	Avg	Lg	In20
Smith, James	5	218	43.6	54	1

Field Goal Attempts

Defense	UT-AT-TT	TFL	Sk	Int
Minor	7-8-15	0.0	0	0
Jacobs	12-1-13	0.0	0	2
White	3-8-11	0.5	0.5	0
Copeland	4-6-10	0.5	0.5	0

Year-by-Year Records
All-Time Coaches and Captains
All-Time Results
All-Time Series
Letterwinners
Historical Timeline
UConn Bowl Records
UConn In Bowl Games
All-Americans
Postseason Awards
All-Conference
UConn And The NFL
UConn And The CFL

Former Husky Byron Jones was a first round NFL Draft pick of the Dallas Cowboys in 2015.

UCONN HISTORY





2018 UCONN FOOTBALL

Year	Overall			Conf.			Home			Away/Neut.			Points	
	W	L	T	W	L	T	W	L	T	W	L	T	UC	Opp.
1896	5	3	0										64	56
1897	5	2	0										92	68
1898	0	3	0										0	89
1899	6	2	0										107	62
1900	4	3	1										104	45
1901	8	2	0										143	67
1902	4	3	0										84	66
1903	3	5	0										53	90
1904	5	3	1										83	85
1905	2	2	0										27	59
1906	2	4	0										50	75
1907	2	5	0										71	158
1908	4	3	1										150	49
1909	3	5	0										104	191
1910	1	5	1										12	117
1911	0	5	0										6	166
1912	3	3	0										41	79
1913	5	3	0										168	122
1914	3	0	0										48	9
1915	1	7	0										40	107
1916	1	7	0										36	110
1917	No Football Played													
1918	No Football Played													
1919	2	6	0										28	174
1920	1	6	1										69	126
1921	3	2	3										115	75
1922	2	6	1										77	108
1923	3	4	1										45	46
1924	6	0	2										90	13
1925	3	5	1										39	76
1926	7	1	0										190	33
1927	5	4	0										153	100
1928	4	1	3										96	51
1929	4	4	0										92	47
1930	1	5	1										19	106
1931	2	3	3										27	84
1932	0	6	2										27	167
1933	1	6	1										39	176
1934	1	7	0										19	108
1935	2	4	1										39	70
1936	7	2	0										203	48
1937	6	2	1										187	64
1938	4	3	0										90	56
1939	5	3	0										99	97
1940	4	4	0										67	89
1941	2	6	0										58	82
1942	6	2	0										141	81
1943	No Football Played													
1944	7	1	0										152	13
1945	7	1	0										265	43
1946	4	3	1										120	69
1947	4	4	0	1	2	0	2	2	0	2	2	0	102	85
1948	3	5	0	2	1	0	2	2	0	1	3	0	142	147
1949#	4	4	1	2	0	0	4	0	1	0	4	0	220	141
1950	3	5	0	0	3	0	2	2	0	1	3	0	82	134
1951	4	4	0	2	1	0	4	1	0	0	3	0	106	102
1952#	5	3	0	3	1	0	3	0	0	2	3	0	178	135
1953	3	4	1	2	1	1	2	2	0	1	2	1	118	147
1954	1	8	0	0	4	0	1	2	0	0	6	0	92	276
1955	4	4	0	2	2	0	3	1	0	2	2	0	68	105
1956*	6	2	1	3	0	1	4	1	0	2	1	1	240	100
1957#	5	4	1	3	0	1	3	0	1	2	4	0	143	121

Year	Overall			Conf.			Home			Away/Neut.			Points	
	W	L	T	W	L	T	W	L	T	W	L	T	UC	Opp.
1958*	7	3	0	4	0	0	4	1	0	3	2	0	281	134
1959*	6	3	0	4	0	0	4	0	0	2	3	0	197	93
1960#	5	4	0	3	1	0	3	1	0	2	3	0	179	123
1961	2	7	0	2	2	0	1	3	0	1	4	0	108	167
1962	3	6	0	2	2	0	3	1	0	0	5	0	97	139
1963	2	6	0	1	3	0	1	2	0	1	4	0	91	113
1964	4	4	1	2	1	1	4	0	0	0	4	1	99	123
1965	3	6	0	2	2	0	1	4	0	2	2	0	100	116
1966	2	6	1	2	2	1	1	2	1	1	4	0	92	156
1967	5	4	0	4	1	0	2	2	0	3	2	0	137	151
1968#	4	6	0	4	1	0	3	1	0	1	5	0	216	191
1969	5	4	0	3	2	0	1	3	0	4	1	0	193	187
1970*	4	4	2	4	0	1	3	1	0	1	3	2	240	193
1971#	5	3	1	4	1	1	2	1	1	3	2	0	107	145
1972	4	5	0	4	1	0	3	1	0	1	4	0	143	187
1973*	8	2	1	5	0	1	4	1	0	4	1	1	208	141
1974	4	6	0	3	3	0	1	4	0	3	2	0	153	168
1975	4	7	0	3	2	0	1	4	0	3	3	0	178	244
1976	2	9	0	2	3	0	1	4	0	1	5	0	182	246
1977	1	10	0	1	4	0	0	4	0	1	6	0	84	290
1978	4	7	0	3	2	0	4	2	0	0	5	0	181	202
1979	3	6	2	3	1	1	1	2	1	2	4	1	144	173
1980	7	3	0	3	2	0	4	1	0	3	2	0	259	191
1981	4	7	0	1	4	0	2	3	0	2	4	0	291	255
1982#	5	6	0	3	2	0	3	2	0	2	4	0	164	193
1983#	5	6	0	4	1	0	1	2	0	4	4	0	187	209
1984	3	8	-	1	4	-	1	4	-	2	4	-	163	186
1985	4	5	-	1	4	-	2	3	-	2	2	-	175	181
1986#	8	3	-	4	2	-	5	0	-	3	3	-	249	229
1987	7	4	-	6	2	0	5	1	-	2	3	-	291	235
1988	7	4	-	4	4	0	3	2	-	4	2	-	298	180
1989%	8	3	-	6	2	0	5	0	-	3	3	-	297	252
1990	6	5	-	5	3	0	4	1	-	2	4	-	308	281
1991	3	8	-	2	6	0	1	4	-	2	4	-	241	340
1992	5	6	-	4	4	0	4	2	-	1	4	-	254	239
1993	6	5	-	5	3	0	2	3	-	4	2	-	261	217
1994	4	7	-	4	4	0	3	3	-	1	4	-	240	264
1995	8	3	-	5	3	0	5	1	-	3	2	-	279	200
1996	5	6	-	3	5	0	2	4	-	3	2	-	244	191
1997	7	4	-	4	4	0	4	2	-	3	2	-	398	246
1998\$	10	3	-	6	2	0	5	1	-	5	2	-	461	413
1999	4	7	-	3	5	0	3	3	-	1	4	-	255	383
2000	3	8	-	-	-	-	1	4	-	2	4	-	220	368
2001	2	9	-	-	-	-	1	4	-	1	5	-	192	370
2002	6	6	-	-	-	-	3	3	-	3	3	-	373	270
2003	9	3	-	-	-	-	5	1	-	4	2	-	408	300
2004	8	4	-	3	3	-	6	1	-	2	3	-	363	260
2005	5	6	-	2	5	-	4	2	-	1	4	-	272	211
2006	4	8	-	1	6	-	3	4	-	1	4	-	257	324
2007^	9	4	-	5	2	-	7	0	-	2	4	-	344	247
2008	8	5	-	3	4	-	4	2	-	4	3	-	324	257
2009	8	5	-	3	4	-	4	2	-	4	3	-	405	307
2010^	8	5	-	5	2	-	6	0	-	0	5	-	343	286
2011	5	7	-	3	4	-	4	3	-	1	4	-	291	292
2012	5	7	-	2	5	-	3	3	-	2	4	-	213	238
2013	3	9	-	3	5	-	2	5	-	1	4	-	247	363
2014	2	10	-	1	7	-	2	5	-	0	5	-	186	358
2015	6	7	-	4	4	-	4	2	-	2	4	-	223	253
2016	3	9	-	1	7	-	3	4	-	0	5	-	178	337
2017	3	9	-	2	6	-	2	5	-	1	4	-	283	455

* — Yankee Conference Champions# — Yankee Conference Co-Champions
 % — Yankee Conference Tri-Champions\$ — Atlantic 10 New England Division Champions
 ^ — BIG EAST Conference Co-Champions

The Yankee/American Athletic Conference began championship play in 1947 and UConn competed in the leagues until 1999. The Huskies joined the BIG EAST conference in 2004. UConn joined the American Athletic Conference in 2013. Complete records regarding home and away contests are available starting with the 1947 season.

ALL-TIME COACHES AND CAPTAINS



ALL-TIME COACHING RECORDS

Year	Head Coach	Games	W	L	T	PCT.
1896-97	No Coach	15	10	5	0	.667
1898	E.S. Mansfield	3	0	3	0	.000
1899-1901	T.D. Knowles	26	18	7	1	.712
1902-05	E.O. Smith	28	14	13	1	.538
1906-07	George H. Lamson	13	4	9	0	.308
1908	W.F. Madden	8	4	3	1	.562
1909	S.F.G. McLean	8	3	5	0	.375
1910	M.F. Claffey	7	1	5	1	.215
1911	Leo Hafford	5	0	5	0	.000
1912	A.J. Sharadin	6	3	3	0	.500
1913	P.T. Brady	8	5	3	0	.625
1914	Dave Warner	3	3	0	0	1.000
1915-16	John F. Donahue	16	2	14	0	.125
1919	Roy J. Guyer	8	2	6	0	.250
1920	Ross Swartz	8	1	6	1	.187
1921-22	Wildor Tasker	17	5	8	4	.412
1923-33	Sumner A. Dole	89	36	39	14	.483
1934-49	J.O. Christian	121	66	51	4	.562
1950-51	Arthur L. Valpey	16	7	9	0	.438
1952-63	D. Robert Ingalls	106	49	54	3	.477
1964-65	Richard E. Forzano	18	7	10	1	.417
1966-70	John L. Toner	47	20	24	3	.458
1971-72	Robert F. Casciola	18	9	8	1	.531
1973-76	Larry L. Naviaux	43	18	24	1	.430
1977-82	Walt Nazdak	65	24	39	2	.385
1983-93	Tom Jackson	119	62	57	0	.521
1994-98	Skip Holtz	57	34	23	-	.596
1999-2010	Randy Edsall	144	74	70	-	.514
2011-13	Paul Pasqualoni	28	10	18	-	.357
2013	T.J. Weist (interim)	8	3	5	-	.375
2014-2016	Bob Diaco	25	8	17	-	.320
2017	Randy Edsall	12	3	9	-	.250
		1095	505	552	38	.476

CAPTAINS HISTORY

Year	Captains	Year	Captains
1896	R.D. Beardsley	1968	Henry Palasek, Benjamin DeGenova
1897	N.J. Webb	1969	Tony Casarella, Ralph Tiner
1898	W. Pettee	1970	Vin Clements, Brian Hermes
1899	J.H. Blakeslee	1971	Steve Rosenblatt, James Pisciotano
1900	J.H. Blakeslee	1972	Brian Herosian, Greg Andrews
1901	A.N. Clark	1973	Rich Foye, Barry Krom
1902	A.J. Averill	1974	Don Thompson, Bill Maver
1903	C.H. Welton	1975	Allan MacLellan, Rich Fenton
1904	C.H. Welton	1976	Bernie Palmer, Kirk Ferentz
1905	H.B. Risley, R.G. Tyron	1977	Bob Farbotko, Roger Ings
1906	C.S. Watrous	1978	Robin Anderson, Bill Leahy, Dennis O'Connell
1907	O.P. Burr	1979	Mark Flood, Tom Ney, Ted Walton, Peter LaMagna
1908	J.H. Conzelman	1980	Reggie Eccleston, Dan Palombo, Darrell Wilson
1909	H.J. Bothfield	1981	Ken Sweitzer, Dewey Raymond
1910	F.L. McDonough	1982	Mike Muha, Steve Michalewicz
1911	A.L. Howard	1983	John Dorsey, Vernon Hargreaves, Mike Gasparino
1912	A.W. Howard	1984	Matt Latham, Dave Gracon, Barry Wood
1913	J.A. Morgan	1985	Jerry McIntosh, Mike McNamara, Craig Primiani
1914	J.A. Morgan	1986	Game Captains
1915	Walter Ackerman	1987	Game Captains
1916	Edward Renehan	1988	Game Captains
1917	Captain-Elect: S.T. DeWolfe	1989	Abbott Burrell, Mike Coleman, Matt DeGennaro
1918	No Football Played	1990	Matt DeGennaro, Mike Rembish
1919	H.A. Hapwood	1991	Robert Belcuore, Mark Didio, Lyndon Johnson, Doug Harkins
1920	Arthur Mitchell	1992	Mark Chapman, Dave Daignault, Alex Davis, Doug Harkins
1921	Arthur Mitchell	1993	Paul Duckworth, Sherrard Joseph
1922	M. Daley	1994	Damon Lewis, Brian Reid, Paul Zenkert
1923	Martin O'Neill	1995	Wilbur Gilliard, Brian Gleason
1924	Martin O'Neill	1996	Brian Arnold, Kevin Bannister, Richard Connors
1925	Carl B. Brink	1997	Brad Keatley
1926	John J. Daly	1998	Dennis Callaghan, Phil Hunt, Eric Rogers, Shane Stafford
1927	Willard C. Eddy	1999	Mike Burton, Chad Cook, Jeff DeLucia
1928	Andrew M. Sayers	2000	Dan Deignan
1929	C.P. Hawkins	2001	C.J. Hessel, Roy Hopkins, Jamal Lundy, Kamari Stroman
1930	Charles E. Murphy	2002	Tommy Collins, Jamal Lundy, Greg Smoot
1931	Robert J. Rebman	2003	Shaun Feldeisen, Sean Mulcahy, Uyi Osunde
1932	Franklin Pierce	2004	Alfred Fincher, Ryan Krug, Dan Orlovsky
1933	Edward W. Coss	2005	James Hargrave, Deon McPhee
1934	Michael Cronin	2006	Allan Barnes, Terry Caulley, Rhema Fuller, Jahi Smith
1935	Reuben Johnson	2007	Darius Butler, Dan Davis, Keith Gray, D.J. Hernandez, Danny Lansanah, Larry Taylor
1936	Harold Helmboldt	2008	Cody Brown, Darius Butler, D.J. Hernandez, Tyler Lorenzen
1937	Robert J. Grosch	2009	Desi Cullen, Scott Lutrus, Robert McClain, Anthony Sherman
1938	Anthony Panciera, Leonard Posner	2010	Scott Lutrus, Zach Hurd, Kendall Reyes, Anthony Sherman
1939	Herbert Peterson	2011	Kashif Moore, Moe Petrus, Kendall Reyes, Bliidi Wreh-Wilson
1940	Robert Donnelly, Stanley Papanos	2012	Adam Masters, Jory Johnson, Nick Williams, Bliidi Wreh-Wilson
1941	Albert Atwood, Howard Mohr, Everett Paine	2013	Steve Greene, Yawin Smallwood, Shamar Stephen
1942	Richard Aubrey, John Toffolon	2014	Jeremy Davis, Byron Jones, Alex Mateas, Marquise Vann
1943	Captain-Elect: C. Molloy	2015	Andrew Adams, Julian Campenni, Andreas Knappe, Marquise Vann
1944	William Anderson	2016	Andreas Knappe, Mikal Myers, Bryant Shirreffs, Matt Walsh
1945	Russell Hunter	2017	Tre Bell, Alec Bloom, Luke Carrezola, Ryan Crozier, Vontae Diggs, Junior Joseph, Hergy Mayala, Tommy Myers, Matt Peart, Jason Thompson
1946	Charles Molloy, Albert Jorgensen		
1947	John Brink, Alfred Yukna		
1948	William Moll		
1949	Charles Wolfe, George Blueher		
1950	Charles Christensen, Thadeus Sobieski		
1951	Mario Frattiroli, Domenic Rosa		
1952	Irving Panciera, Rocco Murano		
1953	Edward Mahoney, Raymond Luciani		
1954	Buddy Amendola, John Cunningham		
1955	Buddy Amendola		
1956	Norm Gerber, Lewis Mooradian		
1957	Lewis Mooradian, Leonard King		
1958	Paul Scagnelli, William Wallner		
1959	J.Berry O'Connell, Joseph Liodra		
1960	Bill Minnerly, Thomas Kopp		
1961	Fred W. Stackpole		
1962	John Contoulis		
1963	David Korponai		
1964	Richard Kupec		
1965	John Billingslea, Gerard McWeeny		
1966	Eugene Campbell, John Stoddard		
1967	Roy Lawrence, Mark Malek		



Roy Guyer



Sumner Dole



J.O. Christian



Aruther Valpey




D. Robert Ingalls



Richard Forzano



John Toner



Robert Casciola



Larry Naviaux



Walt Nazdak



Tom Jackson



Skip Holtz



Randy Edsall



Paul Pasqualoni



T.J. Weist



Bob Diaco



2018 UCONN FOOTBALL

1896

5-3

Date	Score	Result	Opponent
Oct. 3	16-6	W	Rockville H.S.
	6-22	L	Norwich Academy
	16-0	W	Willimantic YMCA
	6-0	W	Willimantic YMCA
Oct. 31	0-4	L	Middletown H.S.
Nov. 7	16-8	W	Willimantic H.S.
	4-0	W	Willimantic H.S.
	0-16	L	Middletown H.S.

1897

5-2

Date	Score	Result	Opponent
Oct. 2	4-12	L	Norwich Academy
Oct. 6	16-0	W	Willimantic YMCA
Oct. 9	10-8	W	New London A.C.
Oct. 16	10-4	W	Willimantic H.S.
Oct. 23	22-8	W	Rhode Island
Nov. 6	0-36	L	at Massachusetts
	30-0	W	Willimantic YMCA

1898

0-3, Coach: E.S. Mansfield

Date	Score	Result	Opponent
Oct. 17	0-17	L	Willimantic H.S.
	0-43	L	Norwich Academy
	0-29	L	Willimantic H.S.

1899

6-2, Coach: T.D. Knowles

Date	Score	Result	Opponent
Sept. 30	12-0	W	Rockville H.S.
Oct. 7	5-0	W	Willimantic Bus. Coll.
	24-0	W	Norwich Academy
Oct. 23	26-0	W	Wilbraham
Nov. 4	6-34	L	at Massachusetts
Nov. 11	12-5	W	Springfield College
Nov. 18	17-0	W	Rhode Island
	5-23	L	Waterbury YMCA

1900

4-3-1, Coach: T.D. Knowles

Date	Score	Result	Opponent
Sept. 22	6-0	W	Hartford H.S.
Sept. 29	33-0	W	Willimantic YMCA
Oct. 18	0-6	L	Trinity
Oct. 21	43-0	W	at Rhode Island
Nov. 3	6-17	L	Massachusetts
	11-0	W	Taft School
Nov. 24	5-5	T	Springfield College
	0-17	L	Waterbury YMCA

1901

8-2, Coach: T.D. Knowles

Date	Score	Result	Opponent
Sept. 21	0-17	L	Hartford H.S.
Sept. 28	17-0	W	Willimantic YMCA
Oct. 12	17-0	W	Rockville Regulars
	28-0	W	Middletown H.S.
Oct. 26	27-0	W	Rhode Island
Nov. 2	6-0	W	Pomfret School
Nov. 4	21-11	W	Wilbraham
	0-33	L	Williston
Nov. 16	10-6	W	Norwich Academy
	17-0	W	Willimantic YMCA



The Huskies went 8-2 in 1901.

1902

4-3, Coach: E.O. Smith

Date	Score	Result	Opponent
Sept. 27	0-6	L	Hartford H.S.
Oct. 4	16-0	W	Norwich Academy
Oct. 11	28-0	W	Willimantic Hustlers
Oct. 18	0-48	L	Springfield College
Oct. 25	5-6	L	Williston
	12-6	W	Wesleyan Academy
Nov. 22	23-0	W	Westerly H.S.

1903

3-5, Coach: E.O. Smith

Date	Score	Result	Opponent
Sept. 26	30-0	W	Willimantic H.S.
Oct. 3	6-0	W	Hartford H.S.
Oct. 14	6-5	W	Pomfret School
Oct. 17	5-6	L	Springfield H.S.
Oct. 24	0-24	L	Williston
Nov. 2	0-11	L	Wesleyan Academy
Nov. 7	0-33	L	Friends School
Nov. 14	6-11	L	Rhode Island

1904

5-3-1, Coach: E.O. Smith

Date	Score	Result	Opponent
Sept. 24	0-23	L	Springfield College
Oct. 1	12-5	W	Hartford H.S.
Oct. 8	11-0	W	Rockville Town
Oct. 15	11-0	W	Cushing Academy
Oct. 26	6-36	L	Williston
Oct. 31	17-0	W	Wesleyan Academy
	0-5	L	Springfield H.S.
Nov. 12	16-6	W	Norwich Academy
Nov. 19	10-10	T	Rhode Island

1905

2-2, Coach: E.O. Smith

Date	Score	Result	Opponent
Sept. 23	0-21	L	Springfield College
Sept. 30	0-38	L	Wesleyan
Oct. 14	17-0	W	New Britain H.S.
Nov. 11	10-0	W	Springfield H.S.

1906

2-4, Coach: George H. Lamson

Date	Score	Result	Opponent
Sept. 29	5-11	L	New Britain H.S.
Oct. 6	0-15	L	Hartford H.S.
Oct. 27	0-40	L	New Hampshire
Nov. 3	29-0	W	Norwich Academy
Nov. 17	16-5	W	W. Holyoke H.S.
	0-4	L	Worcester H.S.

1907

2-5, Coach: George H. Lamson

Date	Score	Result	Opponent
Oct. 5	0-25	L	Cushing Academy
Oct. 12	0-17	L	Wesleyan
Oct. 19	0-41	L	Springfield College
Oct. 26	4-33	L	Williston
Nov. 9	39-0	W	Norwich Academy
	28-0	W	New London A.C.
Nov. 23	0-42	L	at Rhode Island

1908

4-3-1, Coach: W.F. Madden

Date	Score	Result	Opponent
Sept. 26	36-0	W	Rockville H.S.
Oct. 10	0-21	L	Springfield College
	0-16	L	Worcester Academy
Oct. 24	16-0	W	Cushing Academy
Oct. 31	65-0	W	Wesleyan
Nov. 7	0-0	T	Boston College
Nov. 14	23-0	W	Wesleyan Academy
Nov. 21	10-12	L	Rhode Island

1909

3-5, Coach: S.F.G. McLean

Date	Score	Result	Opponent
Oct. 2	0-45	L	Cushing Academy
Oct. 9	49-0	W	Fort Mitchell
	34-0	W	Jewett City
Oct. 30	21-6	W	Bridgewater
Nov. 6	0-65	L	Trinity
Nov. 13	0-17	L	Boston College
Nov. 20	0-51	L	at Rhode Island
	0-7	L	Norwich Academy

1910

1-5-1, Coach: M.F. Claffey

Date	Score	Result	Opponent
Sept. 24	0-16	L	Springfield College
Oct. 1	0-30	L	Wesleyan
Oct. 8	0-16	L	Williston
Oct. 15	12-0	W	Rockville H.S.
Oct. 29	0-33	L	Rhode Island
Nov. 4	0-22	L	Norwich University
Nov. 19	0-0	T	Boston College

1911

0-5, Coach: Leo Hafford

Date	Score	Result	Opponent
Sept. 30	0-56	L	Wesleyan
Oct. 7	0-49	L	Tufts
Oct. 14	3-11	L	Williston
Oct. 20	0-32	L	Hotchkiss
Nov. 11	3-18	L	Monson

1912

3-3, Coach: A.J. Sharadin

Date	Score	Result	Opponent
Oct. 5	26-0	W	Norwich Academy
Oct. 12	3-0	W	Rockville Ind.
Oct. 19	0-40	L	Worcester Academy
Oct. 26	0-19	L	Williston
Nov. 2	12-7	W	Fort Wright
Nov. 16	0-13	L	Boston College

1913

5-3, Coach: P.T. Brady

Date	Score	Result	Opponent
Sept. 27	23-0	W	Bulkeley H.S. (N.I.)
Oct. 4	0-40	L	Dean Academy
Oct. 11	32-0	W	Norwich Academy
Oct. 18	7-0	W	Monson
	47-7	W	Rockville H.S.
Nov. 8	52-0	W	Conn. Literary Inst.
Nov. 15	7-28	L	Stevens Inst.
Nov. 22	0-47	L	Boston College

1914

3-0, Coach: Dave W. Warner

Date	Score	Result	Opponent
	12-0	W	Norwich Academy
	19-0	W	Fort Wright
	17-9	W	Williston

1915

1-7, Coach: John F. Donahue

Date	Score	Result	Opponent
	0-7	L	Worcester Poly.
	3-14	L	Stevens Inst.
	0-18	L	New Hampshire
	0-35	L	Fordham
Oct. 23	7-9	L	Rhode Island
	18-0	W	Springfield College
	6-17	L	Columbus University
Nov. 13	6-7	L	Boston College

1916

1-7, Coach: John F. Donahue

Date	Score	Result	Opponent
Sept. 23	0-7	L	at Holy Cross
Sept. 30	0-7	L	at Wesleyan
Oct. 7	0-12	L	at Massachusetts
	10-20	L	Vermont
Oct. 28	6-13	L	at Rhode Island
	0-25	L	New Hampshire
	3-19	L	Stevens Inst.
	17-7	W	Norwich

1917

No Football Played

1918

No Football Played



Connecticut's 1924 team was 6-0-2 and considered to be among the finest in the nation by *The New York Times*.

1919

2-6, Coach: Roy J. Guyer

Date	Score	Result	Opponent
Sept. 27	0-13	L	New Hampshire
Oct. 4	7-15	L	at Massachusetts
Oct. 11	0-6	L	Trinity
Oct. 18	0-35	L	Stevens Inst.
Oct. 25	0-69	L	at Holy Cross
	7-33	L	New York Aggies
Nov. 8	7-0	W	Boston University
Nov. 22	7-3	W	at Rhode Island

1920

1-6-1, Coach: Ross Swartz

Date	Score	Result	Opponent
	0-14	L	Trinity
Oct. 2	0-28	L	at Massachusetts
	6-9	L	Worcester Poly.
Oct. 16	0-7	L	Lowell Textile
Oct. 23	0-40	L	New Hampshire
Oct. 30	0-28	L	Boston University
	63-0	W	St. Stephen's
Nov. 20	0-0	T	Rhode Island

1921

3-2-3, Coach: Wilder Tasker

Date	Score	Result	Opponent
Oct. 1	0-13	L	Massachusetts
Oct. 8	0-0	T	Trinity
Oct. 15	21-0	W	St. Stephen's
Oct. 22	7-7	T	Lowell Textile
Oct. 29	27-14	W	Worcester Poly.
Nov. 5	39-14	W	St. Lawrence
Nov. 12	0-0	T	Penn. Military
Coll.			
Nov. 19	21-27	L	at Rhode Island

1922

2-6-1, Coach: Wilder Tasker

Date	Score	Result	Opponent
Sept. 23	0-14	L	Maine
Sept. 30	0-13	L	Tufts
Oct. 7	6-13	L	at Massachusetts
Oct. 14	7-24	L	Springfield
Oct. 21	19-7	W	Trinity
Oct. 28	26-3	W	Worcester Poly.
	12-12	T	St. Stephen's
	0-10	L	Providence
Nov. 18	7-12	L	Rhode Island

1923

3-4-1, Coach: Sumner A. Dole

Date	Score	Result	Opponent
Sept. 29	13-0	W	Trinity
Oct. 6	0-14	L	Tufts
Oct. 13	0-7	L	Maine
Oct. 20	0-0	T	New Hampshire
Oct. 27	0-13	L	Norwich University
Nov. 3	19-0	W	City College of N.Y.
Nov. 10	6-12	L	St. Stephen's
Nov. 17	7-0	W	at Rhode Island

1924

6-0-2, Coach: Sumner A. Dole

Date	Score	Result	Opponent
Sept. 27	12-10	W	at Massachusetts
Oct. 4	0-0	T	Tufts
Oct. 11	3-0	W	at Maine
Oct. 18	6-3	W	New Hampshire
Oct. 25	21-0	W	Norwich
Nov. 1	0-0	T	Springfield
Nov. 8	26-0	W	Trinity
Nov. 15	22-0	W	Rhode Island

1925

3-5-1, Coach: Sumner A. Dole

Date	Score	Result	Opponent
Sept. 26	7-3	W	Wesleyan
Oct. 3	0-23	L	New York University
Oct. 10	0-7	L	Maine
Oct. 17	0-13	L	Massachusetts
Oct. 24	3-0	W	Tufts
Oct. 31	19-0	W	Manhattan
Nov. 7	3-17	L	New Hampshire
Nov. 14	0-0	T	at Rhode Island
	7-13	L	Rensselaer

1926

7-1, Coach: Sumner A. Dole

Date	Score	Result	Opponent
Oct. 2	13-0	W	at Wesleyan
Oct. 9	13-6	W	at Massachusetts
Oct. 16	0-21	L	at Maine
Oct. 23	34-0	W	Trinity
Oct. 30	3-0	W	New Hampshire
Nov. 6	68-0	W	Cooper Union
	26-6	W	Rensselaer
Nov. 13	33-0	W	Rhode Island

1927

5-4, Coach: Sumner A. Dole

Date	Score	Result	Opponent
	38-0	W	Coast Guard
Oct. 1	19-0	W	at Wesleyan
Oct. 8	13-14	L	Maine
	21-31	L	Springfield
	9-6	W	New Hampshire
	28-6	W	Lowell Textile
	25-12	W	Trinity
Nov. 12	0-12	L	at Rhode Island
Nov. 19	0-19	L	Boston College

1928

4-1-3, Coach: Sumner A. Dole

Date	Score	Result	Opponent
Oct. 6	33-0	W	Wesleyan
Oct. 13	0-0	T	at Maine
	0-0	T	Lowell Textile
	6-0	W	Vermont
	20-0	W	Coast Guard
	0-0	T	New Hampshire
Nov. 17	24-0	W	Rhode Island
Nov. 24	13-51	L	at Boston College

1929

4-4, Coach: Sumner A. Dole

Date	Score	Result	Opponent
	0-7	L	Amherst
Oct. 5	13-0	W	at Wesleyan
Oct. 12	20-7	W	Maine
	0-7	L	Tufts
	19-0	W	Coast Guard
	34-0	W	Vermont
	0-7	L	New Hampshire
Nov. 16	6-19	L	at Rhode Island

1930

1-5-1, Coach: Sumner A. Dole

Date	Score	Result	Opponent
	0-19	L	Albright
Oct. 11	0-13	L	at Maine
	6-16	L	Trinity
	0-25	L	Tufts
	13-0	W	Coast Guard
	0-33	L	New Hampshire
Nov. 15	0-0	T	Rhode Island

1931

2-3-3, Coach: Sumner A. Dole

Date	Score	Result	Opponent
	6-6	T	Arnold
Oct. 3	7-0	W	Wesleyan
Oct. 10	0-8	L	Maine
	7-0	W	Trinity
	7-7	T	Tufts
	0-0	T	Coast Guard
	0-49	L	New Hampshire
Oct. 14	0-14	L	at Rhode Island

1932

0-6-2, Coach: Sumner A. Dole

Date	Score	Result	Opponent
Oct. 1	0-13	L	at Maine
Oct. 8	2-24	L	at Wesleyan
Oct. 15	0-39	L	Massachusetts
	0-7	L	Trinity
	6-22	L	Tufts
	0-0	T	Coast Guard
Nov. 12	19-19	T	Rhode Island
	0-43	L	New Hampshire

1933

1-6-1, Coach: Sumner A. Dole

Date	Score	Result	Opponent
	19-6	W	Cooper Union
	6-36	L	Vermont
Oct. 7	0-19	L	at Wesleyan
Oct. 14	7-40	L	at Massachusetts
	0-42	L	Tufts
	0-13	L	Trinity
	0-0	T	Coast Guard
Nov. 11	7-20	L	at Rhode Island

1934

1-7, Coach: J.O. Christian

Date	Score	Result	Opponent
	0-7	L	American Int'l
	0-22	L	Amherst
Oct. 6	0-14	L	Wesleyan
Oct. 13	6-7	L	Massachusetts
	0-14	L	Tufts
	0-25	L	Trinity
	13-0	W	Coast Guard
Nov. 10	0-19	L	Rhode Island

1935

2-4-1, Coach: J.O. Christian

Date	Score	Result	Opponent
Sept. 28	0-0	T	Northeastern
Oct. 5	0-6	L	at Wesleyan
Oct. 12	12-25	L	at Massachusetts
	7-6	W	Worcester Poly.
	13-26	L	Trinity
	7-0	W	Coast Guard
Nov. 9	0-7	L	at Rhode Island

1936

7-2, Coach: J.O. Christian

Date	Score	Result	Opponent
	27-0	W	Brown
Oct. 3	0-3	L	Wesleyan
Oct. 10	13-0	W	Massachusetts
	19-6	W	Worcester Poly.
	0-8	L	Trinity
	45-12	W	Coast Guard
Nov. 7	33-0	W	Rhode Island
Nov. 14	14-13	W	at Northeastern
	52-6	W	Norwich

1937

6-2-1, Coach: J.O. Christian

Date	Score	Result	Opponent
	0-20	L	Brown
Oct. 2	6-17	L	at Wesleyan
Oct. 9	36-7	W	at Massachusetts
	21-6	W	Worcester Poly.
	15-0	W	Trinity
	20-7	W	Middlebury
Nov. 6	13-7	W	at Rhode Island
	0-0	T	Coast Guard
	76-0	W	Norwich



2018 UCONN FOOTBALL

1938

4-3, Coach: J.O. Christian

Date	Score	Result	Opponent
Oct. 1	13-6	W	Wesleyan
Oct. 8	19-0	W	Massachusetts
Oct. 15	0-13	L	at Maine
	13-0	W	Middlebury
Nov. 5	20-21	L	Rhode Island
	25-6	W	Coast Guard
	0-10	L	New Hampshire

1939

5-3, Coach: J.O. Christian

Date	Score	Result	Opponent
	14-0	W	Coast Guard
Oct. 7	6-9	L	at Wesleyan
Oct. 14	7-6	W	at Massachusetts
Oct. 21	7-20	L	Maine
Oct. 28	25-7	W	at Buffalo
	20-0	W	Lowell Textile
Nov. 11	20-14	W	at Rhode Island
	0-41	L	Brown

1940

4-4, Coach: J.O. Christian

Date	Score	Result	Opponent
	10-9	W	Coast Guard
Oct. 5	13-0	W	Massachusetts
Oct. 12	6-0	W	Wesleyan
Oct. 19	13-6	W	at Maine
Oct. 26	6-7	L	Buffalo
Nov. 9	7-45	L	Rutgers
Nov. 9	12-13	L	Rhode Island
	0-9	L	New Hampshire

1941

2-6, Coach: J.O. Christian

Date	Score	Result	Opponent
	0-7	L	Coast Guard
Oct. 4	6-8	L	at Massachusetts
Oct. 11	0-7	L	at Wesleyan
Oct. 18	13-14	L	Maine
	25-8	W	Springfield
	7-0	W	Middlebury
Nov. 8	0-6	L	at Rhode Island
Nov. 15	7-32	L	Rutgers

1942

6-2, Coach: J.O. Christian

Date	Score	Result	Opponent
	0-34	L	Maryland
Oct. 3	26-0	W	Massachusetts
Oct. 10	7-20	L	Wesleyan
Oct. 17	26-7	W	at Maine
	21-14	W	Springfield
	32-0	W	Middlebury
Nov. 7	13-6	W	Rhode Island
	16-0	W	Coast Guard

1943

No Football Played

1944

7-1, Coach: J.O. Christian

Date	Score	Result	Opponent
	27-0	W	Norwich
	0-6	L	Bates
	13-7	W	Middlebury
	10-0	W	Brooklyn
	21-0	W	City College of N.Y.
	15-0	W	Brooklyn
	52-0	W	City College of N.Y.
	14-0	W	Norwich

1945

7-1, Coach: J.O. Christian

Date	Score	Result	Opponent
	46-0	W	Worcester Poly.
	28-6	W	Middlebury
	0-19	L	Franklin & Marshall
Oct. 20	18-12	W	at Maine
	33-6	W	Lehigh
	33-0	W	Amherst
Nov. 10	53-0	W	Maine
	54-0	W	Boston University

1946

4-3-1, Coach: J.O. Christian

Date	Score	Result	Opponent
	0-7	L	at Harvard
	25-0	W	Springfield
Oct. 12	2-7	L	at Wesleyan
Oct. 19	21-20	W	Maine
	0-10	L	Lehigh
	27-13	W	Coast Guard
Nov. 9	33-0	W	at Rhode Island
	12-12	T	New Hampshire

1947

4-4, Coach: J.O. Christian

Date	Score	Result	Opponent
Sept. 27	13-33	L	at Brown
Oct. 4	14-6	W	at Springfield
Oct. 11	0-12	L	Wesleyan
Oct. 18	7-13	L	at Maine
Oct. 25	25-7	W	Champlain
Nov. 1	14-0	W	at Coast Guard
Nov. 8	23-0	W	Rhode Island
Nov. 15	6-14	L	New Hampshire

1948

3-5, Coach: J.O. Christian

Date	Score	Result	Opponent
Oct. 2	0-7	L	at Yale
	7-10	L	Springfield
Oct. 16	34-6	W	Maine
	6-49	L	at Brown
	34-7	W	Champlain
Nov. 6	28-6	W	at Rhode Island
	7-20	L	at New Hampshire
Nov. 20	26-42	L	Kent State

1949

4-4-1 overall, 2-0 in Yankee Conference

Coach: J.O. Christian

Date	Score	Result	Opponent
Sept. 24	0-26	L	at Yale
	14-0	W	American Int'l
	7-26	L	at Springfield
Oct. 15	12-12	T	at Maine
	125-0	W	Newport N.T.S.
Oct. 29	0-27	L	at Kent State
Nov. 5	23-0	W	Rhode Island
	27-7	W	New Hampshire
	12-43	L	at Ohio Wesleyan

Yankee Conf. Co-Champion

1950

3-5 overall, 0-3 in Yankee Conference

Coach: Arthur L. Valpey

Date	Score	Result	Opponent
Sept. 23	0-25	L	at Yale
Sept. 30	14-25	L	American Int'l
Oct. 7	20-14	W	Ohio Wesleyan
Oct. 14	13-12	W	at Springfield
Oct. 21	7-16	L	Maine
Oct. 28	14-7	W	New York University
Nov. 4	7-21	L	at New Hampshire
Nov. 11	7-14	L	at Rhode Island

1951

4-4 overall, 2-1 in Yankee Conference

Coach: Arthur L. Valpey

Date	Score	Result	Opponent
Sept. 29	27-14	W	Delaware
Oct. 6	6-7	L	at Williams
Oct. 13	7-0	W	Springfield
Oct. 20	19-49	L	at Maine
Oct. 27	6-20	L	at Buffalo
Nov. 3	20-0	W	New Hampshire
Nov. 10	0-6	L	American Int'l
Nov. 17	21-6	W	Rhode Island

1952

5-3 overall, 3-1 in Yankee Conference

Coach: Robert Ingalls

Date	Score	Result	Opponent
Sept. 20	13-34	L	at Yale
Sept. 27	47-7	W	Buffalo
Oct. 4	26-13	W	Massachusetts
Oct. 11	13-7	W	Maine
Oct. 18	25-13	W	at Delaware
Oct. 25	16-12	W	at New Hampshire
Nov. 1	13-21	L	at Brown
Nov. 8	25-28	L	at Rhode Island

Yankee Conf. Co-Champion

1953

3-4-1 overall, 2-1-1 in Yankee Conference

Coach: Robert Ingalls

Date	Score	Result	Opponent
Sept. 26	0-32	L	at Yale
Oct. 3	41-0	W	at Massachusetts
Oct. 10	26-6	W	St. Lawrence
Oct. 17	18-18	T	at Maine
Oct. 24	7-30	L	Delaware
Oct. 31	6-0	W	New Hampshire
Nov. 7	7-42	L	at Brown
Nov. 14	13-19	L	Rhode Island

1954

1-8 overall, 0-4 in Yankee Conference

Coach: Robert Ingalls

Date	Score	Result	Opponent
Sept. 25	0-27	L	at Yale
Oct. 2	13-41	L	Boston University
Oct. 9	13-20	L	at Massachusetts
Oct. 16	13-41	L	Maine
Oct. 23	7-28	L	at Delaware
Sept. 30	0-34	L	at New Hampshire
Nov. 6	20-19	W	Northeastern
Nov. 13	0-20	L	at Rhode Island
Nov. 20	26-46	L	at Holy Cross

1955

4-4 overall, 2-2 in Yankee Conference

Coach: Robert Ingalls

Date	Score	Result	Opponent
Sept. 24	0-14	L	at Yale
Oct. 1	10-7	W	at Boston University
Oct. 8	18-13	W	UMass
Oct. 15	0-13	L	at Maine
Oct. 22	14-26	L	at Delaware
Oct. 29	20-7	W	New Hampshire
Nov. 5	Cancelled		at Northeastern
Nov. 12	0-25	L	Rhode Island
Nov. 19	6-0	W	Holy Cross

1956

6-2-1 overall, 3-0-1 in Yankee Conference

Coach: Robert Ingalls

Date	Score	Result	Opponent
Sept. 22	12-41	L	Springfield
Sept. 29	14-19	L	at Yale
Oct. 6	27-7	W	Rutgers
Oct. 13	71-6	W	at Massachusetts
Oct. 20	13-7	W	Maine
Oct. 27	26-14	W	Delaware
Nov. 3	0-0	T	at New Hampshire
Nov. 10	26-0	W	Northeastern
Nov. 17	51-6	W	at Rhode Island

Yankee Conference Champion

1957

5-4-1 overall, 3-0-1 in Yankee Conference

Coach: Robert Ingalls

Date	Score	Result	Opponent
Sept. 21	14-19	L	at Springfield
Sept. 28	0-27	L	at Yale
Oct. 5	7-14	L	at Rutgers
Oct. 12	19-6	W	Massachusetts
Oct. 19	19-0	W	at Maine
Oct. 26	13-9	W	Delaware
Nov. 2	18-0	W	New Hampshire
Nov. 9	46-14	W	at Northeastern
Nov. 16	0-0	T	Rhode Island
Nov. 23	7-32	L	at Boston University

Yankee Conf. Co-Champion

1958


7-3 overall, 4-0 in Yankee Conference

Coach: Robert Ingalls

Date	Score	Result	Opponent
Sept. 20	41-14	W	Springfield
Sept. 27	6-8	L	at Yale
Oct. 4	55-6	W	American Int'l
Oct. 11	28-14	W	at Massachusetts
Oct. 18	21-6	W	Maine
Oct. 25	0-28	L	at Delaware
Nov. 1	34-0	W	at N. Hampshire
Nov. 8	38-14	W	Northeastern
Nov. 15	36-8	W	at Rhode Island
Nov. 22	22-36	L	Boston University

Conference Champion

ALL-TIME RESULTS



1959
The 1959 Huskies won the Yankee Conference Championship.

6-3 overall, 4-0 in Yankee Conference

Coach: Robert Ingalls

Date	Score	Result	Opponent
Sept. 19	35-8	W	Springfield
Sept. 26	0-2	L	at Yale
Oct. 3	8-20	L	at Rutgers
Oct. 10	26-0	W	Massachusetts
Oct. 17	18-15	W	at Maine
Oct. 23	7-8	L	at Boston University
Oct. 31	39-38	W	New Hampshire
Nov. 7	30-2	W	at Northeastern
Nov. 14	34-0	W	Rhode Island

Yankee Conference Champion

1960

5-4 overall, 3-1 in Yankee Conference

Coach: Robert Ingalls

Date	Score	Result	Opponent
Sept. 24	8-11	L	at Yale
Oct. 1	6-19	L	Rutgers
Oct. 8	31-0	W	at Massachusetts
Oct. 15	30-2	W	Maine
Oct. 22	31-24	W	at Buffalo
Oct. 29	9-17	L	at New Hampshire
Nov. 5	16-14	W	Boston University
Nov. 12	42-6	W	Rhode Island
Nov. 19	6-30	L	at Holy Cross

Yankee Conf. Co-Champion

1961

2-7 overall, 2-2 in Yankee Conference

Coach: Robert Ingalls

Date	Score	Result	Opponent
Sept. 30	0-18	L	at Yale
Oct. 7	12-35	L	at Rutgers
Oct. 14	13-31	L	Massachusetts
Oct. 21	0-2	L	at Maine
Oct. 28	7-30	L	Buffalo
Nov. 4	30-23	W	New Hampshire
Nov. 11	6-14	L	at Boston University
Nov. 18	37-0	W	at Rhode Island
Nov. 25	3-14	L	Holy Cross

1962

3-6 overall, 2-2 in Yankee Conference

Coach: Robert Ingalls

Date	Score	Result	Opponent
Sept. 29	14-18	L	at Yale
Oct. 6	15-9	W	Rutgers
Oct. 13	6-16	L	at Massachusetts
Oct. 20	14-6	W	Maine
Oct. 27	0-34	L	at Delaware
Nov. 3	0-7	L	at New Hampshire
Nov. 10	7-13	L	Boston University
Nov. 17	27-0	W	Rhode Island
Nov. 24	14-36	L	at Holy Cross

2-6 overall, 1-3 in Yankee Conference

Coach: Robert Ingalls

Date	Score	Result	Opponent
Sept. 28	0-3	L	at Yale
Oct. 5	7-9	L	at Temple
Oct. 12	3-21	L	Massachusetts
Oct. 19	12-35	L	at Maine
Oct. 26	14-26	L	Delaware
Nov. 2	21-6	W	New Hampshire
Nov. 9	22-0	W	at Boston University
Nov. 16	12-13	L	at Rhode Island
Nov. 23	Cancelled		Holy Cross

1964

4-4-1 overall, 2-1-1 in Yankee Conference

Coach: Richard E. Forzano

Date	Score	Result	Opponent
Sept. 26	6-21	L	at Yale
Oct. 3	3-9	L	at Rutgers
Oct. 10	0-30	L	at Massachusetts
Oct. 17	14-13	W	Maine
Oct. 24	25-7	W	Temple
Oct. 31	0-0	T	at New Hampshire
Nov. 7	17-16	W	Boston University
Nov. 14	28-7	W	Rhode Island
Nov. 21	6-20	L	at Holy Cross

1965

3-6 overall, 2-2 in Yankee Conference

Coach: Richard E. Forzano

Date	Score	Result	Opponent
Sept. 25	13-6	W	at Yale
Oct. 2	8-17	L	Rutgers
Oct. 9	7-20	L	Massachusetts
Oct. 16	6-24	L	at Maine
Oct. 23	11-12	L	Temple
Oct. 30	27-0	W	New Hampshire
Nov. 6	14-15	L	at Boston University
Nov. 13	14-0	W	at Rhode Island
Nov. 20	0-22	L	Holy Cross

1966

2-6-1 overall, 2-2-1 in Yankee Conference

Coach: John L. Toner

Date	Score	Result	Opponent
Sept. 24	0-16	L	at Yale
Oct. 1	10-14	L	Vermont
Oct. 8	6-12	L	at Massachusetts
Oct. 15	20-19	W	Maine
Oct. 22	25-35	L	at Temple
Oct. 29	15-14	W	at New Hampshire
Nov. 5	16-30	L	Boston University
Nov. 12	0-0	T	Rhode Island
Nov. 19	0-16	L	at Holy Cross

1967

5-4 overall, 4-1 in Yankee Conference

Coach: John L. Toner

Date	Score	Result	Opponent
Sept. 30	17-6	W	at Vermont
Oct. 7	6-14	L	at Yale
Oct. 14	14-35	L	Massachusetts
Oct. 21	21-0	W	at Maine
Oct. 28	18-38	L	Davidson
Nov. 4	20-19	W	New Hampshire
Nov. 11	12-21	L	at Boston University
Nov. 18	26-18	W	at Rhode Island
Nov. 25	3-0	W	Holy Cross

1968

4-6 overall, 4-1 in Yankee Conference

Coach: John L. Toner

Date	Score	Result	Opponent
Sept. 20	21-0	W	Vermont
Sept. 28	14-31	L	at Yale
Oct. 5	10-17	L	at New Hampshire
Oct. 12	18-30	L	at Davidson
Oct. 19	29-0	W	Maine
Oct. 26	27-20	W	at Massachusetts
Nov. 2	23-33	L	Boston University
Nov. 9	15-27	L	at Rutgers
Nov. 16	35-6	W	Rhode Island
Nov. 23	24-27	L	at Holy Cross

Yankee Conf. Co-Champion

1969

5-4 overall, 3-2 in Yankee Conference

Coach: John L. Toner

Date	Score	Result	Opponent
Sept. 20	26-6	W	at Vermont
Sept. 27	19-15	W	at Yale
Oct. 4	6-14	L	New Hampshire
Oct. 18	28-7	W	at Maine
Oct. 25	7-28	L	Massachusetts
Nov. 1	21-37	L	at Boston University
Nov. 8	28-22	W	Rutgers
Nov. 15	25-15	W	at Rhode Island
Nov. 22	33-43	L	Baldwin-Wallace

1970

4-4-2 overall, 4-0-1 in Yankee Conference

Coach: John L. Toner

Date	Score	Result	Opponent
Sept. 19	47-0	W	Vermont
Sept. 26	0-10	L	at Yale
Oct. 3	27-14	W	at New Hampshire
Oct. 10	23-41	L	at Temple
Oct. 17	45-13	W	Maine
Oct. 24	21-21	T	at Massachusetts
Oct. 31	9-34	L	Boston University
Nov. 7	15-28	L	at William & Mary
Nov. 14	33-12	W	Rhode Island
Nov. 21	20-20	T	at Holy Cross

Yankee Conference Champion

1971

5-3-1 overall, 3-1-1 in Yankee Conference

Coach: Robert F. Casciola

Date	Score	Result	Opponent
Sept. 18	7-20	L	at Vermont
Sept. 25	0-23	L	at Yale
Oct. 2	28-21	W	New Hampshire
Oct. 9	0-38	L	Temple
Oct. 16	21-7	W	at Maine
Oct. 23	3-3	T	Massachusetts
Oct. 29	14-10	W	at Boston U.
Nov. 13	10-6	W	at Rhode Island
Nov. 20	24-17	W	Holy Cross

Yankee Conf. Co-Champion

1972

4-5 overall, 4-1 in Yankee Conference

Coach: Robert F. Casciola

Date	Score	Result	Opponent
Sept. 23	7-0	W	Vermont
Sept. 30	7-28	L	at Yale
Oct. 7	10-7	W	at New Hampshire
Oct. 14	7-32	L	Delaware
Oct. 21	31-9	W	Maine
Oct. 28	16-49	L	at Massachusetts
Nov. 4	13-21	L	at Rutgers
Nov. 18	42-21	W	Rhode Island
Nov. 25	10-20	L	at Holy Cross



2018 UCONN FOOTBALL

1973
8-2-1 overall, 5-0-1 in Yankee Conference
Coach: Larry L. Naviaux

Date	Score	Result	Opponent
Sept. 15	20-22	L	Lehigh
Sept. 22	26-14	W	at Vermont
Sept. 29	27-13	W	at Yale
Oct. 6	7-3	W	New Hampshire
Oct. 13	7-35	L	at Delaware
Oct. 20	30-3	W	at Maine
Oct. 27	28-6	W	Massachusetts
Nov. 3	27-19	W	Rutgers
Nov. 10	19-10	W	at Boston U.
Nov. 17	7-7	T	at Rhode Island
Nov. 24	10-9	W	Holy Cross

Yankee Conference Champion

1974
4-6 overall, 3-3 in Yankee Conference
Coach: Larry L. Naviaux

Date	Score	Result	Opponent
Sept. 21	36-22	W	Vermont
Sept. 28	7-20	L	at Yale
Oct. 5	41-24	W	at New Hampshire
Oct. 12	6-15	L	Delaware
Oct. 19	0-7	L	Maine
Oct. 26	10-9	W	at Massachusetts
Nov. 2	9-7	W	at Rutgers
Nov. 9	17-27	L	Boston University
Nov. 16	13-14	L	Rhode Island
Nov. 23	14-23	L	at Holy Cross

1975
4-7 overall, 3-2 in Yankee Conference
Coach: Larry L. Naviaux

Date	Score	Result	Opponent
Sept. 20	7-55	L	at Navy
Sept. 27	14-35	L	at Yale
Oct. 4	10-14	L	New Hampshire
Oct. 11	0-29	L	at Delaware
Oct. 18	14-0	W	at Maine
Oct. 25	14-29	L	Massachusetts
Nov. 1	8-35	L	Rutgers
Nov. 7	52-10	W	at Boston U.
Nov. 15	21-10	W	at Rhode Island
Nov. 22	35-14	W	Holy Cross
Nov. 29	3-13	L	Virginia Military

1976
2-9 overall, 2-3 in Yankee Conference
Coach: Larry L. Naviaux

Date	Score	Result	Opponent
Sept. 11	7-13	L	at Colgate
Sept. 18	3-21	L	Navy
Sept. 25	10-21	L	at Yale
Oct. 2	21-24	L	at New Hampshire
Oct. 9	0-38	L	at Rutgers
Oct. 16	13-24	L	Maine
Oct. 23	28-6	W	at Massachusetts
Oct. 30	6-30	L	Delaware
Nov. 6	40-11	W	Boston University
Nov. 13	14-17	L	Rhode Island
Nov. 20	40-41	L	at Holy Cross

1977
1-10 overall, 1-4 in Yankee Conference
Coach: Walt Nadzak

Date	Score	Result	Opponent
Sept. 10	0-49	L	at Lehigh
Sept. 17	7-38	L	at Navy
Sept. 24	12-23	L	at Yale
Oct. 1	7-42	L	New Hampshire
Oct. 8	18-42	L	Rutgers
Oct. 15	7-9	L	at Maine
Oct. 22	0-10	L	Massachusetts
Oct. 29	0-28	L	at Delaware
Nov. 5	23-21	W	at Boston U.
Nov. 12	7-14	L	at Rhode Island
Nov. 19	3-14	L	Holy Cross

1978
4-7 overall, 3-2 in Yankee Conference
Coach: Walt Nadzak

Date	Score	Result	Opponent
Sept. 9	21-19	W	Northeastern
Sept. 16	3-27	L	William & Mary
Sept. 23	0-30	L	Navy
Sept. 30	7-21	L	at Yale
Oct. 7	17-25	L	at New Hampshire
Oct. 14	0-10	L	at Rutgers
Oct. 21	49-7	W	Maine
Nov. 28	10-17	L	at Massachusetts

Nov. 11 27-20 W Boston University
Nov. 18 31-6 W Rhode Island
Nov. 25 16-20 L at Holy Cross

1979
3-6-2 overall, 3-1-1 in Yankee Conference
Coach: Walt Nadzak

Date	Score	Result	Opponent
Sept. 15	10-26	L	at Army
Sept. 22	10-21	L	at Navy
Sept. 28	17-24	L	at Yale
Oct. 6	3-3	T	New Hampshire
Oct. 13	14-26	L	Rutgers
Oct. 20	19-7	W	at Maine
Oct. 27	24-0	W	Massachusetts
Nov. 3	13-13	T	at Virginia Military
Nov. 10	12-16	L	at Boston U.
Nov. 17	10-9	W	at Rhode Island
Nov. 27	12-28	L	Holy Cross

1980
7-3 overall, 3-2 in Yankee Conference
Coach: Walt Nadzak

Date	Score	Result	Opponent
Sept. 6	20-10	W	at New Hampshire
Sept. 13	38-7	W	Bucknell
Sept. 20	34-6	W	at Northeastern
Sept. 27	10-20	L	at Yale
Oct. 4	24-21	W	Colgate
Oct. 18	18-17	W	at Holy Cross
Oct. 25	14-13	W	Maine
Nov. 1	21-39	L	at Massachusetts
Nov. 8	24-28	L	Boston University
Nov. 15	56-30	W	Rhode Island

1981
4-7 overall, 1-4 in Yankee Conference
Coach: Walt Nadzak

Date	Score	Result	Opponent
Sept. 12	27-7	W	at Bucknell
Sept. 19	31-3	W	Northeastern
Sept. 26	18-27	L	at Yale
Oct. 3	24-28	L	New Hampshire
Oct. 10	17-21	L	at Lehigh
Oct. 17	44-24	W	Holy Cross
Oct. 24	31-10	W	at Maine
Oct. 31	24-29	L	Massachusetts
Nov. 7	20-37	L	at Boston U.
Nov. 14	29-34	L	at Rhode Island
Nov. 27	26-35	L	Delaware

1982
5-6 overall, 3-2 in Yankee Conference
Coach: Walt Nadzak

Date	Score	Result	Opponent
Sept. 11	17-31	L	at Colgate
Sept. 18	24-17	W	Northeastern
Sept. 25	17-7	W	at Yale
Oct. 2	20-17	W	at New Hampshire
Oct. 9	12-16	L	Lehigh
Oct. 16	7-10	L	at Holy Cross
Oct. 23	7-21	L	Maine
Oct. 30	14-30	L	at Massachusetts
Nov. 6	13-10	W	Boston University
Nov. 13	26-21	W	Rhode Island
Nov. 26	7-13	L	at Delaware

Yankee Conference Co-Champion

1983
5-6 overall, 4-1 in Yankee Conference
Coach: Tom Jackson

Date	Score	Result	Opponent
Sept. 10	5-22	L	at Rutgers
Sept. 17	7-28	L	at Northeastern
Sept. 24	38-12	W	at Yale
Oct. 1	9-7	W	New Hampshire
Oct. 8	7-13	L	at Lehigh
Oct. 15	16-20	L	Holy Cross
Oct. 22	31-26	W	at Maine
Oct. 29	16-6	W	Massachusetts
Nov. 5	7-17	L	at Boston U.
Nov. 12	18-17	W	at Rhode Island
Nov. 19	33-41	L	Colgate

Yankee Conference Co-Champion

1984
3-8 overall, 1-4 in Yankee Conference
Coach: Tom Jackson

Date	Score	Result	Opponent
Sept. 8	3-9	L	at Colgate
Sept. 15	7-10	L	Lehigh

Sept. 22 41-14 W Morgan State
Sept. 29 20-0 W at Yale
Oct. 6 12-13 L at New Hampshire
Oct. 13 13-20 L at Lafayette
Oct. 20 0-41 L at Holy Cross
Oct. 27 10-13 L Maine (OT)
Nov. 3 21-16 W at Massachusetts
Nov. 10 17-21 L Boston University
Nov. 17 19-29 L Rhode Island

1985
4-5 overall, 1-4 in Yankee Conference
Coach: Tom Jackson

Date	Score	Result	Opponent
Sept. 14	27-13	W	Northeastern
Sept. 21	28-24	W	at Lehigh
Sept. 28	Cancelled		at Yale
Oct. 5	8-10	L	New Hampshire
Oct. 12	14-24	L	Delaware St.
Oct. 19	22-2	W	Holy Cross
Oct. 26	3-28	L	at Maine
Nov. 2	7-21	L	Massachusetts
Nov. 9	24-3	W	at Boston U.
Nov. 16	42-56	L	at Rhode Island

1986
8-3 overall, 5-2 in Yankee Conference
Coach: Tom Jackson

Date	Score	Result	Opponent
Sept. 13	20-9	W	Central Conn.
Sept. 20	29-22	W	Richmond
Sept. 27	17-12	W	at Yale
Oct. 4	19-42	L	at New Hampshire
Oct. 11	31-32	L	at Delaware St.
Oct. 18	26-20	W	at Northeastern
Oct. 25	35-19	W	Maine
Nov. 1	24-7	W	Boston University
Nov. 8	7-35	L	at Delaware
Nov. 15	21-14	W	Rhode Island (OT)
Nov. 22	20-17	W	at Massachusetts

Yankee Conference Co-Champion

1987
7-4 overall, 5-2 in Yankee Conference
Coach: Tom Jackson

Date	Score	Result	Opponent
Sept. 12	38-21	W	Southern Conn.
Sept. 19	12-20	L	Northeastern
Sept. 26	27-30	L	at Yale
Oct. 3	21-14	W	at Richmond
Oct. 10	7-31	L	at Boston U.
Oct. 17	21-17	W	Massachusetts
Oct. 24	28-32	L	at Maine
Oct. 31	34-23	W	Villanova
Nov. 7	20-19	W	Delaware
Nov. 14	52-7	W	at Rhode Island
Nov. 21	31-21	W	New Hampshi

1988
7-4 overall, 4-4 in Yankee Conference
Coach: Tom Jackson

Date	Score	Result	Opponent
Sept. 10	35-12	W	Richmond
Sept. 17	20-27	L	at New Hampshire
Sept. 24	41-0	W	at Yale
Oct. 1	25-24	W	at Northeastern
Oct. 8	14-21	L	Villanova
Oct. 15	35-14	W	at Massachusetts
Oct. 22	28-21	W	Maine
Oct. 29	45-0	W	Southern Conn.
Nov. 5	21-20	W	at Delaware
Nov. 12	15-20	L	at Boston U.
Nov. 19	19-21	L	Rhode Island

1989
8-3 overall, 6-2 in Yankee Conference
Coach: Tom Jackson

Date	Score	Result	Opponent
Sept. 9	27-9	W	Central Conn.
Sept. 16	30-31	L	at SMU
Sept. 23	20-10	W	New Hampshire
Sept. 30	31-20	W	at Yale
Oct. 7	35-41	L	at Villanova (6 OT)
Oct. 14	39-33	W	Massachusetts (OT)
Oct. 21	8-30	L	at Maine
Oct. 28	13-3	W	at Richmond
Nov. 4	21-17	W	Delaware
Nov. 11	38-30	W	Boston University
Nov. 18	35-28	W	at Rhode Island

Yankee Conference Tri-Champions

ALL-TIME RESULTS



The 1998 Huskies were the first-ever UConn team to play in the postseason as they advanced to the second round of the NCAA Division I-AA playoffs.

1990

6-5 overall, 5-3 in Yankee Conference

Coach: Tom Jackson

Date	Score	Result	Opponent
Sept. 8	16-21	L	New Hampshire
Sept. 15	21-48	L	at North Carolina
Sept. 22	7-24	L	at William & Mary
Sept. 29	44-7	W	at Yale
Oct. 6	24-22	W	Villanova
Oct. 13	19-38	L	at Massachusetts
Oct. 20	35-20	W	Maine
Oct. 27	42-24	W	Richmond
Nov. 3	21-35	L	at Delaware
Nov. 10	28-21	W	at Boston U.
Nov. 17	51-21	W	Rhode Island

1991

3-8 overall, 2-6 in Yankee Conference

Coach: Tom Jackson

Date	Score	Result	Opponent
Sept. 7	24-35	L	Furman
Sept. 14	16-21	L	at New Hampshire
Sept. 21	19-35	L	Lehigh
Sept. 28	13-35	L	at Villanova
Oct. 5	34-20	W	at Yale
Oct. 19	26-21	W	Massachusetts
Oct. 26	20-41	L	at Maine
Nov. 2	35-34	W	at Richmond
Nov. 9	18-49	L	Delaware
Nov. 16	26-29	L	Boston U. (2OT)
Nov. 23	10-20	L	at Rhode Island

1992

5-6 overall, 4-4 in Yankee Conference

Coach: Tom Jackson

Date	Score	Result	Opponent
Sept. 5	13-14	L	New Haven
Sept. 12	24-21	W	at New Hampshire
Sept. 26	13-16	L	at Northeastern
Oct. 3	40-20	W	Yale
Oct. 10	20-27	L	Villanova
Oct. 17	7-20	L	at Massachusetts
Oct. 24	37-30	W	Maine
Oct. 31	30-28	W	Richmond
Nov. 7	7-33	L	at Delaware
Nov. 14	25-30	L	at Boston U.
Nov. 21	38-0	W	Rhode Island

1993

6-5 overall, 5-3 in Yankee Conference

Coach: Tom Jackson

Date	Score	Result	Opponent
Sept. 4	17-26	L	at Furman
Sept. 11	24-23	W	N. Hampshire (2 OT)
Sept. 18	45-34	W	James Madison
Sept. 25	25-14	W	at Yale
Oct. 2	27-28	L	Towson State
Oct. 9	14-17	L	at Villanova
Oct. 16	17-20	L	Massachusetts
Oct. 23	14-13	W	at Maine
Oct. 30	21-3	W	at Richmond
Nov. 6	41-9	W	at Rhode Island
Nov. 13	16-30	L	Boston University

1994

4-7 overall, 4-4 in Yankee Conference

Coach: Skip Holtz

Date	Score	Result	Opponent
Sept. 3	7-16	L	Nicholls State
Sept. 10	21-31	L	Troy State
Sept. 17	36-21	W	Richmond
Sept. 24	19-20	L	at New Hampshire
Oct. 1	17-28	L	at Yale
Oct. 8	26-10	W	Villanova
Oct. 15	31-35	L	Maine
Oct. 22	33-16	W	Rhode Island
Nov. 5	9-26	L	at Boston U.
Nov. 12	20-48	L	at James Madison
Nov. 19	21-13	W	at Massachusetts

1995

8-3 overall, 5-3 in Yankee Conference

Coach: Skip Holtz

Date	Score	Result	Opponent
Sept. 9	23-21	W	New Hampshire
Sept. 16	54-9	W	Central Conn.
Sept. 23	26-25	W	Buffalo
Sept. 30	39-20	W	at Yale
Oct. 7	14-13	W	at Villanova
Oct. 14	31-30	W	at Maine
Oct. 21	19-24	L	at Rhode Island
Oct. 28	9-10	L	Northeastern
Nov. 4	28-17	W	Boston University
Nov. 11	16-24	L	at James Madison
Nov. 18	20-7	W	Massachusetts

1996

5-6 overall, 3-5 in Yankee Conference

Coach: Skip Holtz

Date	Score	Result	Opponent
Sept. 7	20-3	W	at Buffalo
Sept. 14	21-19	W	Northeastern
Sept. 21	13-21	L	at New Hampshire
Sept. 28	42-6	W	at Yale
Oct. 5	27-38	L	Villanova
Oct. 12	16-17	L	Maine
Oct. 19	forfeit	W	Rhode Island
Oct. 26	16-24	L	Hofstra
Nov. 2	45-10	W	at Boston U.
Nov. 9	6-14	L	James Madison
Nov. 16	38-39	L	at Massachusetts

1997

7-4 overall, 4-4 in Atlantic 10

Coach: Skip Holtz

Date	Score	Result	Opponent
Sept. 13	38-26	W	Northeastern
Sept. 20	35-31	W	at Hofstra
Sept. 27	28-0	W	at Yale
Oct. 4	55-0	W	Buffalo
Oct. 11	47-49	L	at Maine (3 OT)
Oct. 18	17-38	L	William & Mary
Oct. 25	37-21	W	Rhode Island
Nov. 1	45-7	W	Boston University
Nov. 8	29-37	L	at Delaware
Nov. 15	49-16	W	at Massachusetts
Nov. 22	18-21	L	New Hampshire

1998

10-3 overall, 6-2 in Atlantic 10

Coach: Skip Holtz

Date	Score	Result	Opponent
Sept. 5	45-35	W	at Colgate
Sept. 19	35-27	W	Maine
Sept. 26	63-21	W	at Yale
Oct. 3	20-34	L	at New Hampshire
Oct. 10	40-18	W	Hofstra
Oct. 17	44-41	W	Massachusetts (OT)

Oct. 24	31-17	W	Rhode Island
Oct. 31	32-22	W	at Northeastern
Nov. 7	17-59	L	Delaware
Nov. 14	34-26	W	at William & Mary
Nov. 21	28-27	W	at UMass
Nov. 28	42-34	W	Hampton (NCAA)
Dec. 5	30-52	L	at Ga. Southern (NCAA)

NCAA I-AA Playoff Quarterfinalists
Atlantic 10 New England Division Champions

1999

4-7 overall, 3-5 in Atlantic 10

Coach: Randy Edsall

Date	Score	Result	Opponent
Sept. 4	17-56	L	at Hofstra
Sept. 11	14-45	L	at Kentucky
Sept. 18	23-0	W	Buffalo
Sept. 25	34-20	W	at Maine
Oct. 2	20-9	W	Rhode Island
Oct. 16	45-48	L	Villanova (3 OT)
Oct. 23	14-48	L	at James Madison
Oct. 30	21-28	L	Richmond
Nov. 6	29-24	W	Northeastern
Nov. 13	18-43	L	New Hampshire
Nov. 20	20-62	L	at Massachusetts

2000

3-8 overall, Coach: Randy Edsall

Date	Score	Result	Opponent
Sept. 2	25-32	L	at Eastern Mich.
Sept. 9	37-7	W	Colgate
Sept. 16	24-21	W	at Buffalo
Sept. 23	27-35	L	Northeastern
Sept. 30	22-41	L	at Louisville
Oct. 7	3-55	L	at Boston College
Oct. 21	38-35	W	at Akron
Oct. 28	13-21	L	South Florida
Nov. 4	10-66	L	Middle Tenn.
Nov. 11	21-26	L	Rhode Island

Nov. 18 0-29 L at Ball State 2001

2-9 overall, Coach: Randy Edsall

Date	Score	Result	Opponent
Sept. 1	10-52	L	at Virginia Tech (9)
Sept. 8	17-35	L	Eastern Wash.
Sept. 22	20-37	L	Buffalo
Sept. 29	20-19	W	at Rutgers
Oct. 6	19-0	W	Eastern Michigan
Oct. 13	21-40	L	at South Florida
Oct. 27	5-10	L	Ball State
Nov. 3	28-45	L	at Cincinnati
Nov. 10	31-38	L	Utah State
Nov. 17	14-38	L	at Middle Tenn.
Nov. 24	7-56	L	at Temple

2002

6-6 overall, Coach: Randy Edsall

Date	Score	Result	Opponent
Aug. 31	16-24	L	at Boston College
Sept. 7	14-31	L	Georgia Tech
Sept. 14	24-3	W	at Buffalo
Sept. 21	37-19	W	Ohio
Sept. 28	21-24	L	Ball State (OT)
Oct. 5	14-48	L	at Miami (Fla.) (1)
Oct. 19	24-38	L	Temple
Oct. 26	24-28	L	at Vanderbilt
Nov. 2	61-14	W	Florida Atlantic
Nov. 9	63-21	W	Kent State
Nov. 16	38-0	W	at Navy
Nov. 23	37-20	W	at Iowa State

2003

9-3 overall, Coach: Randy Edsall

Date	Score	Result	Opponent
Aug. 30	34-10	W	Indiana
Sept. 6	48-21	W	at Army
Sept. 13	14-24	L	Boston College
Sept. 20	38-7	W	at Buffalo
Sept. 27	13-47	L	at Virginia Tech (5)
Oct. 4	35-17	W	Lehigh
Oct. 11	24-31	L	at N.C. State
Oct. 18	34-31	W	at Kent State (OT)
Oct. 25	38-37	W	Akron
Nov. 1	41-27	W	Western Michigan
Nov. 8	38-31	W	Rutgers
Nov. 15	51-17	W	at Wake Forest



2018 UCONN FOOTBALL

2004

8-4 overall, 3-3 in BIG EAST

Coach: Randy Edsall

Date	Score	Result	Opponent
Sept. 4	52-14	W	Murray State
Sept. 11	22-20	W	Duke
Sept. 17	7-27	L	at Boston College
Sept. 25	40-3	W	Army
Sept. 30	29-17	W	Pittsburgh
Oct. 13	19-31	L	West Virginia (17)
Oct. 23	45-31	W	Temple
Oct. 30	30-42	L	at Syracuse
Nov. 13	10-30	L	at Georgia Tech
Nov. 20	29-0	W	Buffalo
Nov. 25	41-35	W	at Rutgers
Dec. 27	39-10	W	vs. Toledo

Motor City Bowl (Detroit, Mich.)

2005

5-6 overall, 2-5 in BIG EAST

Coach: Randy Edsall

Date	Score	Result	Opponent
Sept. 1	38-0	W	Buffalo
Sept. 10	59-0	W	Liberty
Sept. 17	13-28	L	at Georgia Tech (16)
Oct. 1	47-13	W	at Army
Oct. 7	26-7	W	Syracuse
Oct. 15	17-28	L	at Cincinnati
Oct. 22	24-26	L	Rutgers
Nov. 2	13-45	L	at West Virginia (16)
Nov. 12	0-24	L	at Pittsburgh
Nov. 26	15-10	W	South Florida
Dec. 3	20-30	L	Louisville (16)

2006

4-8 overall, 1-6 in BIG EAST

Coach: Randy Edsall

Date	Score	Result	Opponent
Aug. 31	52-7	W	Rhode Island
Sept. 16	13-24	L	Wake Forest
Sept. 23	14-7	W	at Indiana
Sept. 30	17-41	L	Navy
Oct. 7	16-38	L	at South Florida
Oct. 14	21-7	W	Army
Oct. 20	11-37	L	West Virginia (4)
Oct. 29	13-24	L	at Rutgers (15)
Nov. 11	46-45	W	Pittsburgh (20T)
Nov. 18	14-20	L	at Syracuse
Nov. 25	23-26	L	Cincinnati
Dec. 2	17-48	L	at Louisville (6)

2007

9-4 overall, 5-2 in BIG EAST

Coach: Randy Edsall

Date	Score	Result	Opponent
Sept. 1	45-14	W	at Duke
Sept. 8	38-0	W	Maine
Sept. 15	22-17	W	Temple
Sept. 22	34-14	W	at Pittsburgh
Sept. 29	44-10	W	Akron
Oct. 13	16-17	L	at Virginia
Oct. 19	21-17	W	Louisville
Oct. 27	22-15	W	USF (11)
Nov. 3	38-19	W	(16) Rutgers
Nov. 10	3-27	L	(16) at Cincinnati
Nov. 17	30-7	W	(25) Syracuse
Nov. 24	21-66	L	(20) at West Virginia (4)
Dec. 29	10-24	L	vs. Wake Forest

Meineke Car Care Bowl (Charlotte, N.C.)
BIG EAST Co-Champions

2008

8-5 overall, 3-4 in BIG EAST

Coach: Randy Edsall

Date	Score	Result	Opponent
Aug. 28	35-3	W	Hofstra
Sept. 6	12-9	W	at Temple (OT)
Sept. 13	45-10	W	Virginia
Sept. 19	31-28	W	Baylor
Sept. 26	26-21	W	at Louisville
Oct. 4	12-38	L	(24) at North Carolina
Oct. 18	10-12	L	at Rutgers
Oct. 25	40-16	W	Cincinnati
Nov. 1	13-35	L	West Virginia
Nov. 15	39-14	W	at Syracuse
Nov. 23	13-17	L	at South Florida
Dec. 6	10-34	L	Pittsburgh (23)
Jan. 3	38-20	W	vs. Buffalo

International Bowl (Toronto, Ont.)

2009

8-5 overall, 3-4 in BIG EAST

Coach: Randy Edsall

Date	Score	Result	Opponent
Sept. 5	23-16	W	at Ohio
Sept. 12	10-12	L	North Carolina (19)
Sept. 19	30-22	W	at Baylor
Sept. 26	52-10	W	Rhode Island
Oct. 10	21-24	L	at Pittsburgh
Oct. 17	38-25	W	Louisville
Oct. 24	24-28	L	at West Virginia (23)
Oct. 31	24-28	L	Rutgers
Nov. 7	45-47	L	at Cincinnati (5)
Nov. 21	33-30	W	at Notre Dame (20T)
Nov. 28	56-31	W	Syracuse
Dec. 5	29-27	W	South Florida
Jan. 2	20-7	W	South Carolina

Papajohns.com Bowl (Birmingham, Ala.)

2010

8-5 overall, 5-2 BIG EAST

Coach: Randy Edsall

Date	Score	Result	Opponent
Sept. 4	10-30	L	at Michigan
Sept. 11	62-3	W	Texas Southern
Sept. 18	16-30	L	at Temple
Sept. 25	45-21	W	Buffalo
Oct. 2	40-21	W	Vanderbilt
Oct. 8	24-27	L	at Rutgers
Oct. 23	0-26	L	at Louisville
Oct. 29	16-13	W	West Virginia (OT)
Nov. 11	30-28	W	Pittsburgh
Nov. 20	23-6	W	at Syracuse
Nov. 27	38-17	W	Cincinnati
Dec. 4	19-16	W	at USF
Jan. 1	20-48	L	(25) vs. Oklahoma (9)

Tostitos Fiesta Bowl (Glendale, Ariz.)
BIG EAST Conference Co-Champions (BCS Representative)

2011

5-7 overall, 3-4 in BIG EAST

Coach: Paul Pasqualoni

Date	Score	Result	Opponent
Sept. 3	35-3	W	Fordham
Sept. 10	21-24	L	at Vanderbilt
Sept. 16	20-24	L	Iowa State
Sept. 24	17-3	W	at Buffalo
Oct. 1	31-38	L	Western Michigan
Oct. 8	16-43	L	at West Virginia (16)
Oct. 15	16-10	W	USF
Oct. 26	20-35	L	at Pittsburgh
Nov. 5	28-21	W	Syracuse
Nov. 19	20-34	L	Louisville
Nov. 26	40-22	W	Rutgers
Dec. 3	27-35	L	at Cincinnati

2012

5-7 overall, 2-5 in BIG EAST

Head Coach: Paul Pasqualoni

Date	Score	Result	Opponent
Aug. 30	37-0	W	Massachusetts
Sept. 8	7-10	L	North Carolina State
Sept. 15	24-21	W	at Maryland
Sept. 22	24-30	L	at Western Michigan
Sept. 29	24-17	W	Buffalo
Oct. 6	3-19	L	at Rutgers (22)
Oct. 13	14-17	L	Temple (OT)
Oct. 19	10-40	L	at Syracuse
Nov. 3	6-13	L	at USF
Nov. 9	24-17	W	Pittsburgh
Nov. 24	23-20	W	at Louisville (30T) (19)
Dec. 1	17-34	L	Cincinnati

2013

3-9 overall, 3-5 in The American

Head Coach: Paul Pasqualoni

Interim Head Coach: T.J. Weist

Date	Score	Result	Opponent
Aug. 29	18-33	L	Towson
Sept. 14	21-32	L	Maryland
Sept. 21	21-24	L	Michigan (14)
Sept. 28	12-41	L	at Buffalo
Oct. 12	10-13	L	USF
Oct. 19	16-41	L	at Cincinnati
Oct. 26	17-62	L	at UCF (21)
Nov. 8	10-31	L	Louisville (20)
Nov. 16	21-38	L	at SMU
Nov. 23	28-21	W	at Temple
Nov. 30	28-17	W	Rutgers
Dec. 7	45-10	W	Memphis

Paul Pasqualoni was the head coach for the first four games of the season. T.J. Weist was the interim head coach for the final eight games.

2014

2-10 overall, 1-7 in The American

Head Coach: Bob Diaco

Date	Score	Result	Opponent
Aug. 29	10-35	L	BYU
Sept. 6	19-16	W	Stony Brook
Sept. 13	21-38	L	Boise State
Sept. 19	14-17	L	at USF
Sept. 27	10-36	L	Temple
Oct. 11	3-12	L	at Tulane
Oct. 23	21-31	L	at East Carolina (18)
Nov. 1	37-29	W	UCF
Nov. 8	21-35	L	at Army*
Nov. 22	0-41	L	Cincinnati
Nov. 29	10-41	L	at Memphis
Dec. 6	20-27	L	SMU

** played at Yankee Stadium, Bronx, N.Y.*

2015

6-7 overall, 4-4 in American

Head Coach: Bob Diaco

Date	Score	Result	Opponent
Sept. 3	20-15	W	Villanova
Sept. 12	22-17	W	Army
Sept. 19	6-9	L	at Missouri (22)
Sept. 26	18-28	L	Navy
Oct. 2	13-30	L	at BYU
Oct. 10	40-13	W	at UCF
Oct. 17	20-28	L	USF
Oct. 24	13-37	L	at Cincinnati
Oct. 30	31-13	W	East Carolina
Nov. 7	7-3	W	at Tulane
Nov. 21	20-17	W	Houston (13)
Nov. 28	3-27	L	at Temple (25)
Dec. 26	10-16	L	vs. Marshall

St. Petersburg Bowl (St. Petersburg, Fla.)

2016

3-9 overall, 1-7 in American

Head Coach: Bob Diaco

Date	Score	Result	Opponent
Sept. 1	24-21	W	Maine
Sept. 10	24-28	L	at Navy
Sept. 17	13-10	W	Virginia
Sept. 24	24-31	L	Syracuse
Sept. 29	14-42	L	at Houston (6)
Oct. 8	20-9	W	Cincinnati
Oct. 15	27-42	L	at USF
Oct. 22	16-24	L	UCF
Oct. 29	3-41	L	at East Carolina
Nov. 4	0-21	L	Temple
Nov. 19	0-30	L	at Boston College
Nov. 26	13-38	L	Tulane

2017

3-9 overall, 2-6 in American

Head Coach: Randy Edsall

Date	Score	Result	Opponent
Aug. 31	27-20	W	Holy Cross
Sept. 16	18-38	L	at Virginia
Sept. 24	38-41	L	ECU
Sept. 30	28-49	L	at SMU
Oct. 6	31-70	L	Memphis
Oct. 14	28-24	W	at Temple
Oct. 21	20-14	W	Tulsa
Oct. 28	12-52	L	Missouri
Nov. 4	20-37	L	USF (23)
Nov. 11	24-49	L	at UCF (12)
Nov. 18	16-39	L	Boston College*
Nov. 25	21-22	L	at Cincinnati

** played at Fenway Park, Boston, Mass.*

ALL-TIME SERIES



School	Games	Record	First Meeting	Last Meeting	Last UConn Win	School	Games	Record	First Meeting	Last Meeting	Last UConn Win
Akron	3	3-0	2000	2007	2007	Memphis	3	1-2	2013	2014	2013
Albright	1	0-1	1930	1930	None	Miami (Fla.)	1	0-1	2002	2002	None
American International	5	2-3	1934	1958	1958	Michigan	2	0-2	2010	2013	None
Amherst	3	1-2	1929	1945	1945	Middle Tennessee	2	0-2	2000	2001	None
Army	7	5-2	1979	2015	2015	Middlebury	6	6-0	1937	1945	1945
Arnold	1	0-0-1	1931	1931	None	Missouri	2	0-2	2015	2015	–
Baldwin-Wallace	1	0-1	1969	1969	None	Morgan State	1	1-0	1984	1984	1984
Ball State	3	0-3	2000	2002	None	Murray State	1	1-0	2004	2004	2004
Bates	1	0-1	1944	1944	None	Navy	9	1-8	1975	2016	2002
Baylor	2	2-0	2008	2009	2009	New Hampshire	71	29-36-6	1906	1999	1995
Boise State	1	0-1	2014	2014	–	New Haven	1	0-1	1992	1992	None
Boston College	14	0-12-2	1908	2016	None	New York University	3	1-2	1919	1950	1950
Boston University	45	20-25	1919	1997	1997	Nicholls State	1	0-1	1994	1994	None
Bridgewater State	1	1-0	1909	1909	1909	North Carolina	3	0-3	1990	2009	None
Brigham Young	2	0-2	2014	2015	–	North Carolina State	2	0-2	2003	2012	None
Brooklyn College	2	2-0	1944	1944	1944	Northeastern	23	17-5-1	1935	2000	1999
Brown	7	1-6	1936	1953	1936	Norwich	8	6-2	1910	1944	1944
Bucknell	2	2-0	1980	1981	1981	Notre Dame	1	1-0	2009	2009	2009
Buffalo	21	16-5	1939	2013	2012	Ohio	2	2-0	2002	2002	2009
Central Connecticut	3	3-0	1986	1995	1995	Oklahoma	1	0-1	2011	2011	None
Central Florida	5	2-3	2013	2016	2015	Penn. Military College	1	0-0-1	1921	1921	None
Champlain	2	2-0	1947	1948	1948	Pittsburgh	9	5-4	2004	2012	2012
Cincinnati	14	3-11	2001	2016	2016	Providence	1	0-1	1922	1922	None
City College of NY	3	3-0	1923	1944	1944	Rensselaer	2	1-1	1925	1926	1926
Coast Guard	18	13-1-4	1927	1947	1947	Rhode Island	94	51-35-8	1897	2009	2009
Colgate	7	3-4	1976	2000	2000	Richmond	10	9-1	1986	1999	1994
Columbus University	1	0-1	1915	1915	None	Rutgers	33	11-22	1940	2013	2013
Cooper Union	2	2-0	1926	1933	1933	St. Lawrence	2	2-0	1921	1953	1953
Davidson	2	0-2	1967	1968	None	South Carolina	1	1-0	2010	2010	2010
Delaware	27	7-20	1951	1998	1989	South Florida	15	6-9	2000	2016	2013
Delaware State	2	0-2	1985	1986	None	Southern Connecticut	2	2-0	1987	1988	1988
Duke	2	2-0	2004	2007	2007	Southern Methodist	4	0-4	1989	2014	–
East Carolina	4	1-3	2014	2016	2015	Springfield College	24	10-12-2	1899	1959	1959
Eastern Michigan	2	1-1	2000	2001	2001	Stevens Institute	4	0-4	1913	1919	None
Eastern Washington	1	0-1	2001	2001	None	Stony Brook	1	1-0	2014	2016	2014
Florida Atlantic	1	1-0	2002	2002	2002	Syracuse	10	5-5	2004	2012	2011
Fordham	2	1-1	1915	2011	2011	Temple	18	5-13	1963	2016	2017
Franklin and Marshall	1	0-1	1945	1945	None	Texas Southern	1	1-0	2010	2010	2010
Furman	2	0-2	1991	1993	None	Toledo	1	1-0	2004	2004	2004
Georgia Southern	1	0-1	1998	1998	None	Towson	2	0-2	1993	2013	None
Georgia Tech	3	0-3	2002	2005	None	Trinity	18	7-10-1	1900	1937	1937
Hampton	1	1-0	1998	1998	1998	Troy State	1	0-1	1994	1994	None
Harvard	1	0-1	1946	1946	None	Tufts	11	1-8-2	1911	1934	1925
Hofstra	5	3-2	1996	2008	2008	Tulsa	1	1-0	2017	2017	2017
Holy Cross	29	10-19-1	1916	1985	2017	Tulane	3	1-2	2014	2016	2015
Houston	2	1-1	2015	2016	2015	Utah State	1	0-1	2001	2001	None
Indiana	2	2-0	2003	2006	2006	Vanderbilt	3	1-2	2002	2011	2010
Iowa State	2	1-1	2002	2011	2002	Vermont	13	9-4	1916	1974	1974
James Madison	5	1-4	1993	1999	1993	Villanova	12	5-7	1987	2015	2015
Kent State	4	2-2	1948	2003	2003	Virginia	4	2-2	2007	2016	2016
Kentucky	1	0-1	1999	1999	None	Virginia Military	2	0-1-1	1975	1979	None
Lafayette	1	0-1	1984	1984	None	Virginia Tech	2	0-2	2001	2003	None
Lehigh	11	3-8	1945	2003	2003	Wake Forest	3	1-2	2003	2007	2003
Liberty	1	1-0	2005	2005	2005	Wesleyan (Conn.)	25	9-16	1905	1947	1940
Louisville	10	4-6	2000	2013	2012	Wesleyan (Ohio)	2	1-1	1949	1950	1950
Lowell Tech	5	2-1-2	1920	1939	1939	West Virginia	8	1-7	2004	2011	2010
Maine	74	40-31-3	1922	2016	2016	Western Michigan	3	1-2	2003	2012	2003
Manhattan	1	1-0	1925	1925	1925	William & Mary	5	1-4	1970	1998	1998
Marshall	1	0-1	2015	2015	–	Williams	1	0-1	1951	1951	None
Maryland	3	1-2	1942	2013	2012	Worcester Polytechnic	8	6-2	1915	1945	1945
Massachusetts	72	34-36-2	1897	2012	2012	Yale	49	17-32	1948	1998	1998



2018 UCONN FOOTBALL

A			B			C		
NAME	YEARS	HOMETOWN	NAME	YEARS	HOMETOWN	NAME	YEARS	HOMETOWN
Abate, Carmine	1946-49	New Britain, Conn.	Bacewicz, Joseph	1971-72	Enfield, Conn.	Bracken, Mark	1979-80	Pittsburgh, Pa.
Abrams, Kamal	2013	Dover, Del.	Bacewicz, Robert	1971-72	Enfield, Conn.	Bradford, Carl	1998-00	Washington, D.C.
Aceto, Lou	1962-64	Hamden, Conn.	Bachonski, Tom	1990-93	North Brunswick, N.J.	Bradley, Dhameer	2013-14	New Castle, Del.
Ackell, Kenneth	1975-76	Danbury, Conn.	Baigsby, Aaron	2008-09	Henderson, Nev.	Branch, Tyvon	2004-07	Cicero, N.Y.
Ackerman, Walter	1913-14		Bailey, Brandon	1994-95	Sidman, Pa.	Brand, Ronald	1988-90	Paterson, N.J.
Adams, Andrew	2012-15	Fayetteville, Ga.	Bailey, Gary	1991-93	New Canaan, Conn.	Brandon, Teverin	2011	Bethlehem, Pa.
Adams, Charles "Gooch"	1996-97	Reading, Pa.	Bailey, James	1972-73	Brooklyn, N.Y.	Branning, R. Scott	1973	Livingston Manor, N.J.
Adams, Mike	1985-88	Providence, R.I.	Baker, Barry	1974-76	Milford, Conn.	Braswell, Robert	1996-99	Landover, Md.
Addison, Joe	1977, 79-81	Conway, S.C.	Balok, John	1923-24		Breault, George	1962-64	Naugatuck, Conn.
Adeyemi, Kenton	2013-15	Wethersfield, Conn.	Baltimore, Terry	2006-08	Central Nyack, N.Y.	Bredice, Tony	1980	Stratford, Conn.
Agbor, Harris	2010-11	Mesquite, Texas	Banaszewski, Stanley	1954-56	Meriden, Conn.	Bree, James	1972, 74-75	Rockville Centre, N.Y.
Ahern, Tom	1951		Bannister, Kevin	1994-95	Danbury, Conn.	Brennan, Pat	1979-80	Tuscarora, Pa.
Akwowitz, Alfred	1969-71	Hamden, Conn.	Banno, James	1970-72	Waterbury, Conn.	Brickley, Ray	1969-71	Everett, Mass.
Alberti, L.C.	1917		Banovetz, Matthew	1949-50	Elu, Minn.	Brink, Carl	1923-25	
Alexander, Louis	1919-20		Baran, Peter	1987-90	Bethel, Conn.	Brink, John	1945-47	
Alfaro, Robert	1997-98	Windsor, Conn.	Barbarito, Pete	1960-61	Hamden, Conn.	Brockett, Franklin	1935-36	
Allard, Gerald	1924-25		Bardzak, Gary	2011	Mar Lin, Pa.	Britton, Chris	2016-17	Harrisburg, Pa.
Allard, Norm	1953-55	Attawaugan, Conn.	Barksdale, Anthony	2005-06	Farmingdale, N.Y.	Brockington, Cornell	2003-05	Burlington, N.J.
Allard, Ovilla	1931-32		Barnes, Allan	2003-06	Starke, Fla.	Brooks, Gary	1979-80	Angie, La.
Allen, Lou	1971-73	Windsor, Conn.	Barney, Daniel	1972	Lunenburg, Mass.	Brosnan, Michael	1997	Annandale, N.J.
Allen, Lou	2005-07	Salem, Conn.	Barone, Tony	1977	Hartford, Conn.	Brouse, Noel	2017	Slatington, Pa.
Allen, Michael	1982-84	East Brunswick, N.J.	Barrett, James	1978-81	Olyphant, Pa.	Brouse, Steve	2005-08	Selinsgrove, Pa.
Allmendinger, Teddy	2016	Avon, Conn.	Barry, Peter	1944, 46-48		Brown, Brayden	2017	Cumberland, Md.
Allen, Willard Harry	1915	Danbury, Conn.	Barry, Robert	1950-51	Hartford, Conn.	Brown, Cody	2005-08	Coral Springs, Fla.
Alterman, Nathan	1932-33		Basile, Daniel	1940-41		Brown, Dennis	2005	Miami, Fla.
Alu, Frank	1949, 52	Ansonia, Conn.	Baxter, William	1919-20		Brown, Don	1963-65	Gill, Mass.
Amendola, Bonaventure "Buddy"	1952-53, 55	Derby, Conn.	Baylor, Cedric	2003	Highland Springs, Va.	Brown, Donald	2006-08	Atlantic Highlands, N.J.
Amendola, David	1985-87	Bethany, Conn.	Bayluc, Leonard	1936-37		Brown, Jeffrey	1974-76	West Hartford, Conn.
Anastasio, Ronald	1956-57	Port Chester, N.Y.	Bazan, Henry	1954-56	Chicopee, Mass.	Brown, Ken	1975-77	Fairfield, Conn.
Anderson	1915		Beal, Steve	1976-79	Pawcatuck, Conn.	Brown, Ty-Meer	2011-13	McKeesport, Pa.
Anderson, Charles	1924-26		Beals, Tyraiq	2015-2017	East Orange, N.J.	Browning, Jim	1958-60	Peacedale, R.I.
Anderson, Deon	2002-04, 06	Providence, R.I.	Beatty, Alan	1966	Bound Brook, N.J.	Brundage, G. Pierce	1941-42	
Anderson, Garrett	2015-2016	Walnut Creek, Calif.	Beatty, William	2005-08	York, Pa.	Brundage, Kenneth	1940	
Anderson, Gilbert	1950-51	Cromwell, Conn.	Beavers, Darrian	2017	Cincinnati, Ohio	Brunelle, James	1960-62	New Britain, Conn.
Anderson, Robin	1975-78	Cambridge, Mass.	Bechtel, Eric	1987	Weston, Conn.	Bryant, Aaron	2006-08	New London, Conn.
Anderson, William	1944		Bedard, Martin	2006-08	Laval, Que.	Brynga, Jon	1979-81	West Hartford, Conn.
Andrews, Greg	1970-72	Bogalusa, La.	Beirne, John	1963-64	Milford, Conn.	Brysgel, Ethan	1994	Newington, Conn.
Androsko, Walter	1938-40		Belardinelli, Ned	1975-77	Danbury, Conn.	Bucciarelli, Frank	1937	
Angelone, Allen	1978-81	Wallingford, Conn.	Belcuore, Rob	1989-92	Livingston, N.J.	Budd, Ed	1983-85	East Hampton, N.Y.
Angeski, John	1961	Stratford, Conn.	Bell, James	1960-62	Yonkers, N.Y.	Bullock, Tyler	2012-13	Mechanicsburg, Pa.
Anglim, Pat	1984-87	Stamford, Conn.	Bell, Tre	2017	Union, N.J.	Bundy, Bob	1971-73	Norwich, Conn.
Anoai, Afa	2004	Bethlehem, Pa.	Bell-Hunter, Quimonei	2017		Burghardt, Allan	1978-81	West Paterson, N.J.
Antonez, Peter	1942		Bellamy, Chris	2001, 03-04	New Britain, Conn.	Burke, Donald	1952	
Antrum, Glenn	1985-88	Ansonia, Conn.	Ben, Mike	1951-53	Wallingford, Conn.	Burkowsky, F.J.	1991-94	Ansonia, Conn.
Antrum, Terry	1983, 85-87	Ansonia, Conn.	Bennett, Jimmy	2011-13	Alexandria, Va.	Burrell, Abbott	1986-89	Hamden, Conn.
Applebaum, Matt	2005-06	Yardley, Pa.	Benson, Evan	2000-01	Marietta, Ga.	Burton, Michael	1996-99	Greenwich, Conn.
Appleby, Jason	1991-94	Quaker Hill, Conn.	Bently	1914		Bushey, Ryan	2001-03	Manchester, Conn.
Arcaro, Antonio	1968, 70	Princeton, N.J.	Benton, Cornelius	1987-91	Fort Lauderdale, Fla.	Buss, Kyle	2017	New Berlin, N.Y.
Arcelaschi, Andrew	1944, 45		Berry, Craig	2004-05	North Haledon, N.J.	Butler	1915	
Arison, Alan	1979	Fairfield, Conn.	Bertolini, Mario	1954	East Haven, Conn.	Butler, Darius	2005-08	Fort Lauderdale, Fla.
Arison Algird	1953-54	Stratford, Conn.	Berube, Nick	2003	Enfield, Conn.	Butler, Rodney	1996-98	Montville, Conn.
Armour, William	1968	Norwood, Mass.	Bettencourt, Joe	1950-52	New Bedford, Mass.	Byrd, Todd	1988-90	Fort Lauderdale, Fla.
Arnold, Brian	1993-96	Vernon, Conn.	Billingslea, John	1963-65	Meriden, Conn.	C		
Arnold, Francis	1958		Bird, Martin	1973-75	Simsbury, Conn.	Calin, Pete	1990-93	Willingboro, N.J.
Arntsen, Leonard	1942, 46		Birtwell, Bill	1959	Arlington, Mass.	Callaghan, Dennis	1995-98	Birmingham, Mich.
Aschenbach, Walter	1926, 27		Bisack, Brandon	2016-17	Fairfield, Conn.	Callahan, John	1930	
Ashiru, Jefferson	2012-13	Powder Springs, Ga.	Bishop, Dave	1959-61	Chicopee, Mass.	Calvino, Gary	1972-74	Wanaque, N.J.
Ashley, Elmore	1920-21		Bitgood, Paul	1923-25		Cammuso, Jeff	1998-00	Shrewsbury, Mass.
Ashley, Troy	1986-89	Jersey City, N.J.	Black, Dwaun	1999, 00, 02	Duquesne, Pa.	Campbell, Eugene	1964-66	Winston-Salem, N.C.
Ashman, Elmore	1920-21		Blackney, Gary	1964-65	Plainview, N.Y.	Campbell, Ian	2016-17	Prompton Plains, N.J.
Ashmead, Matt	2006-07	Miami, Fla.	Blagman, Ray	2004-06	Roosevelt, N.Y.	Campbell, Marcus	1995-96	Stratford, Conn.
Atkins, James	2015-17	Saugus, Mass.	Blake, John	1948-49	West Haven, Conn.	Campbell, Marcus	2007-08	Bloomfield, Conn.
Atkinson, Chris	1994-95	Cinnaminson, N.J.	Bleuher, George	1946-49	Winsted, Conn.	Campenni, Julian	2012-15	West Pittston, Pa.
Atkinson, Tony	2003	Brunswick, Ga.	Bloom, Alec	2015-17	Ligonier, Pa.	Campoli, Mark	1999-00	Edinboro, Pa.
Atwood, Albert	1939, 41		Blumberg, Martin	1960-61	Stamford, Conn.	Canfield, Robert	1944	
Aubrey, Richard	1940-42		Boas, Henry	1920		Cannon, Nick	1998	West Pittsburgh, Pa.
Aubry	1910		Boath, George W.	1983	Ansonia, Conn.	Canzani, Vic	1967-68	Paramus, N.J.
Aulick, Alfred	1913		Bockeloh, Kyle	2015	Houston, Texas	Carey, Ezra	2002	Farmingdale, N.J.
Austin, Larry	1994-95	Coatesville, Pa.	Boehle, Bill	1954-56	Meriden, Conn.	Carignan, Brad	1985-89	Danbury, Conn.
			Bolan, Harold	1921		Carlos, Domingos	1981-83	Waterbury, Conn.
			Bond, Carl	1995-98	West Haven, Conn.	Carlucci, Domenic	1969-71	Stamford, Conn.
			Bonislawski, Matt	2003-06	Natrona Heights, Pa.	Camey, Paul	1935-37	
			Bonvicini, Ben	2016-17	Torrington, Conn.	Carrezola, Luke	2015-17	Langhorne, Pa.
			Bonvouloir, Raoul	1947-48	Hartford, Conn.	Carrier, Jason	1995	Rumford, Maine
			Booker, Raymond (Phil)	1953-54		Carriere, Jim	1985-88	West Bridgewater, Mass.
			Booth, William	1939-40		Carroll, Kevin	1977	Derby, Conn.
			Boothe, George	1986-88	Edison, N.J.	Carter, Anthony	1996-99	Woodlynne, N.J.
			Bornhurst, Robert	1970	Manlius, N.Y.	Carter, Mark	1985-87	Fayetteville, N.Y.
			Borowski, Brendan	2004	Cherry Hill, N.J.	Cary, Andrew	1988-91	Westfield, N.J.
			Boryczewski, Mike	1966-68	Clifton, N.J.	Casanova, Vin	1951-54	Branford, Conn.
			Boudreau, Richard	1960-62	Chicopee, Mass.	Casarella, Tony	1967-69	Harrison, N.Y.
			Bourgoin, Bruce	1990-93	West Hartford, Conn.	Casparino, Mike	1984	Rocky Hill, Conn.
			Bousa, Joseph	1953		Cass, Charles	1941-42	
			Bove, Mike	1974-76	Ballston, N.Y.	Cass, William	1949-51	Bristol, Conn.
			Bowler, Larry	1972	Stamford, Conn.	Cassimatis, Dean	1991, 93-94	Smithtown, N.Y.
			Boyle, Tim	2013-15	Middlefield, Conn.	Catapano, Anthony	1975-78	Milford, Conn.
			Boyle, Phil	1964	Wilmington, Del.	Cathey, Peter	1973-75	Levittown, N.Y.
						Caulley, Terry	2002-03, 05-06	Lusby, Md.
						Cespedes, Bryan	2016-17	New London, Conn.

ALL-TIME LETTERWINNERS



Chaban, Norm	1956-58	Dorchester, Mass.	Cox, Mike	2007, 09	West Hempstead, N.Y.	Dippel, Joe	1975-76	Warehouse Point, Conn.
Challenger, Clewiston "Clew"	2002	Stockbridge, Mass.	Coyle, Tyler	2017		Dippre, Chris	1996-97	Scranton, Pa.
Chandler, Barry	1997-99	Riverhead, N.Y.	Crisco, Joseph	1956-57	New Haven, Conn.	Dixon, Andre	2007-09	New Brunswick, N.J.
Chaney, Alvan	1976	New London, Conn.	Crisp, John	1967, 69	Lexington, Mass.	Dixon, Davion	2000	Hartford, Conn.
Chanterelle, Jerry	1993-95	Brooklyn, N.Y.	Cronin, Bernard	1958-59	Worcester, Mass.	Dixon, Keyion	2017	Glastonbury, Conn.
Chapin, Oscar	1947-48		Cronin, Robert	1932-34		Dixon, Stephen	1965-67	Dorchester, Mass.
Chapman, Mark	1989-92	Walworth, N.J.	Croog, Ralph	1934		DiYeso, Billy	1966-68	Yorktown Heights, N.Y.
Chard, Derek	2009-10	Burlington, Conn.	Crowley, James	1912, 14-15		Dlubac, T.J.	2004	Middlefield, Conn.
Charles, Jeff	1984	New Haven, Conn.	Crozier, Ryan	2014, 16-17	Plantation, Fla.	Dobieiko, Alexander	1950	
Chartier, Norm	1965-66	Danielson, Conn.	Cruz, Amado	1964	Hartford, Conn.	Dole, Roderick	1946-47	
Chase, John	1977-78	Rockville, Md.	Cruz, Gus	2012-14	Manchester, N.H.	Donahue, Cornelius	1931	
Chembrovich, Paul	1945	New Haven, Conn.	Cuddy, James	1940-42		Donahue, Thomas	1923	
Chernak, Alexander	1947-48	Bridgeport, Conn.	Cudgma, Dan	1984, 86	Branford, Conn.	Donaldson, Mason	2017	Allentown, Pa.
Cheska, Thomas	1966	Wantagh, N.Y.	Cullen, Desi	2006-09	Louisville, Ky.	Donohue, Ryan	2012-13	Montvale, N.J.
Chien, Mike	1989	Sunrise, Fla.	Cully, Steve	2000-02	New Hartford, N.Y.	Donato, Lou	1981-84	Newington, Conn.
Chipman	1910, 12-13		Cummings, Alan	1966-67	Branchville, N.J.	Donnelly, Robert	1938-40	Branford, Conn.
Cholawa, Bill	1981-84	Norwich, Conn.	Cunningham, Francis	1939-40		D'Onofrio, Pat	1973	Little Silver, N.J.
Christ, Colin	1997-99	Fall River, Mass.	Cunningham, John	1952-54	Greenwich, Conn.	Donovan, Matt	1978-81	Wayne, N.J.
Christen, Chad	2010-2013	Etters, Pa.	Curtis	1910		Dooling, Gerry	1955-56	Beverly, Mass.
Christensen, Charles	1945-46, 49-50		Cusick, William	1977	Northboro, Mass.	Doran, Philip	1967-69	Fairhaven, Mass.
Christiani, Arthur	1976-78	Easton, Conn.	Cutaia, Matt	2001-04	Webster, N.Y.	Dorsey, John	1980-83	Leonardtown, Md.
Christiani, Bob	1984-85	Easton, Conn.	D			Dorvil, Sam	2003-04	Lauderhill, Fla.
Christoforo, Dave	1985-87	Northford, Conn.	D'Agata, Matt	2006	McLean, Va.	Doty, Thomas	1961-63	Ossining, N.Y.
Chubbuck, Raymond	1928		D'Agostino, Tony	1982-84	Belleville, N.J.	Dougherty, Jim	1982	Elmira Heights, N.Y.
Chubbuck, Wade	1933, 37		D'Avolio, Gary	1957-59	East Boston, Mass.	Dow, E.	1920	
Chuckta, Stephen	1949-51	Shelton, Conn.	Dabney, Kijuan	2007-08, 2010-11	Houston, Texas	Dow, Gardner	1919	New Haven, Conn.
Ciaravino, Tony	2006-08	Boca Raton, Fla.	Daignault, David	1989-92	Lincoln, R.I.	Draper, Dave	1976	Boylston, Mass.
Ciarcia, Mike	1986-89	Southington, Conn.	Daly, John	1924-26		Drayton, Rashad	1999-01	Boston, Mass.
Cicalone, Thomas	1935-37		Daly, Maurice	1920-22		Dripchak, William	1942	
Cimino, Michael	1938-39		Dandridge, Leonard	1991-94	Avenel, N.J.	Driscoll, Blaise	2011	Avon, Conn.
Claffin, Jeremy	2015	West Hartford, Conn.	Daniels, Scott	1984-87	Bethel, Conn.	Driscoll, Donald	1937	
Clang, Robert	1952-53	Yantic, Conn.	Danisavage, Victor	1945		Driscoll, John	1936-37	
Clark, Maron	1977-78	Aliquippa, Pa.	Darby, Steve	1997-00	Shelton, Conn.	Drivas, Harry	1955, 58-59	Lowell, Mass.
Clark, Terry	1986-89	Syracuse, N.Y.	David, Walter	1963	East Meadow, Conn.	Dropo, Milton	1941-42, 46	Moosup, Conn.
Clark, Tyree	2013	Tampa, Fla.	Davies, Albert	1963	Wallingford, Conn.	Dropo, Walter	1942, 46	Moosup, Conn.
Clark, W.T.	1915, 17		Davis	1915		Dubiel, Joe	1954, 56	Hartford, Conn.
Clark, Welton	1920-21		Davis, Alex	1989-92	West Haven, Conn.	DuBose, Gary	1982-84	Uncasville, Conn.
Clarke, Cathlyn	2002-03	Fort Lauderdale, Fla.	Davis, Anthony	2007-09	Germantown, Md.	Dubrow, Arthur	1931-32	
Clarke, Chris	2000-03	Lafayette, N.J.	Davis, Dan	2004-07	Plainfield, N.J.	Duchaine, Ray	1956	Hartford, Conn.
Clarke, Robert	1988-92	Danbury, Conn.	Davis, Geremy	2011-14	Lawrenceville, Ga.	Duckworth, Paul	1990-93	Danbury, Conn.
Clarke, Russell	1974, 76	New Haven, Conn.	Davis, Jemal	1991-94	New London, Conn.	Dudley, David	1986, 88	Meriden, Conn.
Clayton, Murray	1997-98	Daytona Beach, Fla.	Davis, Jon	1993	Simsbury, Conn.	Duncan, Vinal	1971-72	Waterbury, Conn.
Clax, Jazzmar	2014	Freehold, N.J.	Davis, Tyler	2016-17	North Bellmore, N.Y.	Dunn, David	1985-87	Middletown, Conn.
Cleary, D.J.	1993, 95-96	Parlin, N.J.	Day, Larry	1956-58	Orange, Mass.	Dunn, Peter	1984-85	Holden, Mass.
Clements, Vincent	1968-70	Southington, Conn.	DeArmas, Dave	1993-95	Adelphi, Md.	Dunn, Steve	1992-93	Stafford Springs, Conn.
Closs, TaVarr	1994-97	Hartford, Conn.	DeBenedictis, Albert	1965-67	Peekskill, N.Y.	Dupree, LeAndre	2001, 03	New Haven, Conn.
Cochran, Casey	2013	Monroe, Conn.	Debish, Dave	1978-79, 81	Ansonia, Conn.	E		
Coen, John	1992-93	Cherry Hill, N.J.	DeCambre, Mark	1976-77	Cambridge, Mass.	Easley, Marcus	2007-09	Stratford, Conn.
Cohen, James	1961	Brooklyn, N.Y.	DeCaprio, Alfonzo	1931		Eccleston, Reggie	1976, 79-80	New London, Conn.
Cohen, Jon	1992-93, 95	Marlton, N.J.	Decarli, Earl	1940-42		Eddy, John	1930-32	
Colacurio, Edward	1926-28		Dee, John	1987-90	Holtsville, N.Y.	Eddy, Maxon	1921-24	
Cole, Anthony	1974-76	Hammonton, N.J.	DeGennaro, Matt	1987-90	Union, N.J.	Eddy, McChesney	1922-23	
Cole, Charles	1947		DeGenova, Benjamin	1966-68	Massapequa, N.Y.	Eddy, Willard	1925-27	
Cole, Ernest	2003-06	Upper Marlboro, Md.	DeGeorge, Cam	2017	Lynnfield, Mass.	Edwards, Jerome	1991-94	Stamford, Conn.
Coleman, Daniel	1977	Waterbury, Conn.	DeGraffe, Herb	1975-77	Portsmouth, N.H.	Edwards, Matt	2011	Holliston, Mass.
Coleman, Mike	1987-89	Schenectady, N.Y.	Deignan, Dan	1997-00	Coral Springs, Fla.	Ellis, Dave	1972-73	New London, Conn.
Coles, Adam	2000-03	Gladesville, Australia	Delahunt, John	2009-12	Ottawa, Ont.	Ellis, Mike	1989	Mystic, Conn.
Coles, Jeff	1994-95	Philadelphia, Pa.	Delaporta, Richard	1945	New London, Conn.	Emigh, Nicholas	1920-21, 23	
Collins, Tommy	1999-02	Jacksonville, Fla.	Delestone, Dahna	2005-08	East Hartford, Conn.	Endres, Cody	2008-09	Washington, Pa.
Comkowsycz, Stephen	1945-48	Shelton, Conn.	Dellaseiva, Jason	2000-02	Cheshire, Conn.	Enholm	1910	
Comstock, Howard	1941		DeLorenzo, Max	2013-15	Berlin, Conn.	Enos, Edmund	1954-56	East Boston, Mass.
Coney, Bryan	2016-17	Naugatuck, Conn.	DeLucia, Jeff	1997-99	New Haven, Conn.	Estep, M.J.	2003-06	Mechanicsville, Pa.
Conforti	1935		DeLucia, Joseph	1962-63	Cheshire, Conn.	Evans, Alvin	1944	
Connell, Vernon	1939		Demers, Clifford	1963-64	Hartford, Conn.	Eyre, Herbert	1924	
Conner, Warren	1962	Danbury, Conn.	Demers, Kenneth	1969	West Hartford, Conn.	F		
Connolly, Pete	1993-96	New Fairfield, Conn.	Derfuss, Corey	1997-00	Melbourne, Fla.	Fabricant, Al	1982	West Hartford, Conn.
Connor, Paul	1972-74	Rockland, Mass.	DeRoche, Gerald	1971	Stratford, Conn.	Facteau, Bill	1988-91	Coral Springs, Fla.
Connors, Richard	1994-96	Seymour, Conn.	DeRosa, Anthony	1930, 33		Faison, Hezekiah	1994-97	Upper Marlboro, Md.
Conroy, Thomas	1958-60	South Portland, Maine	DeRubertis, Justin	2005-06	Bethel, Conn.	Farbotko, Robert	1975-77	West Hartford, Conn.
Constantine, Anthony	1958, 60	New London, Conn.	DeSantis, Phil	1957-58	Putnam, Conn.	Farnham, Elmer	1912-13	
Contoulis, John	1960-62	New London, Conn.	DeSarno, Tom	1991-93	Prompton Lakes, N.J.	Fatukasi, Folorunso	2014-17	Far Rockaway, N.Y.
Conway, Brendan	1973	Norwalk, Conn.	DeVito, Nick	1976	Stamford, Conn.	Fay, Sean	1989-90	Glastonbury, Conn.
Cook, Chad	1996-99	Oxon Hill, Md.	Dewar, Nollis	2005	Windsor, Conn.	Feinemann, Carl	1923-24	
Cook, Fred	1931		DeWitt, James	1966-68	Oakdale, N.Y.	Feldeisen, Shaun	2001-03	Stow, Mass.
Cook, Justin	2000-01	Parsons, Kan.	DeWolf	1915		Fenton, Rich	1973-75	Enfield, Conn.
Cooke, William	1971	Albany, N.Y.	DeZenko, Frank	1944, 46-48		Ferentz, Kirk	1974-76	Upper St. Clair, Pa.
Corbett, John	1978-79	Waltham, Mass.	Diaz, Luis	1979-82	West New York, N.J.	Fernandes, Nick	1981	Onset, Mass.
Corbo, Joe	1973-74	Waterbury, Conn.	Dickerson, Robert	1939		Ferraro, David	1981	Harrison, N.Y.
Corn, Larry	1981-84	New Rochelle, N.Y.	Dickinson	1932		Ferrigno, Anthony	1948-50	Hartford, Conn.
Cornelius, Jodie	1955	Hartford, Conn.	Dickinson, E.N.	1914, 17		Ferrigno, Edward	1948-50	Hartford, Conn.
Correia, Mark	1979-82	New Bedford, Mass.	Didio, Mark	1988-91	Syracuse, N.Y.	Feschak, Matt	1996, 98-99	Poland, Ohio
Coss, Edward	1931-33		Difton, Dwayne	2010	Ft. Lauderdale, Fla.	Fetchko, John	1972	Bridgeport, Conn.
Cotter, James	1945		Diggs, Vontae	2014-17	Downers Grove, Ill.	Ficaro, Paul	1996-97	West Hartford, Conn.
Cotton, Nate	1984-87	West Haven, Conn.	DiGiorno, Jim	1953-55	Worcester, Mass.	Filmer, Edward	1923-25	
Coughlin, John	1962, 64	Somerville, Mass.	DiLeo, Vin	1981-82	Ossining, N.Y.	Fincher, Alfred	2001-04	Norwood, Mass.
Coury, Moe	1956, 57	Winsted, Conn.	Dillon, Brandon	2007, 09	Rochester, N.Y.	Finkeldey, Drew	1982	Essex, Conn.
Coutant, Ryan	1993-96	Cheshire, Conn.	Dinerman, Jason	1997	Brooklyn, Conn.	Finnegan, Lawrence	1967	Bayonne, N.J.
Coviello, Donado	1963	Milford, Conn.	Dion, William	1952-54	Hartford, Conn.	Fischer, Don	1966-67	Central Islip, N.Y.
			Diotalevi, Gene	1953-55	Derby, Conn.	Fitzpatrick, Joseph	1945	



2018 UCONN FOOTBALL

Fitzsimmons, John	1996-00	Seekonk, Mass.	Grant, Antonio	1999	Glen Cove Springs, Fla.	Hoffmann, Brian	1997-99	Orlando, Fla.
Fleck, Victor	1970	Hull, Mass.	Gratz, Dwayne	2009-12	Piscataway, N.J.	Hofmann, Robert	1941	
Fletcher, John	2001-04	Miami, Fla.	Gravino, Frank	1951-52, 54	Bridgeport, Conn.	Hogan, Matt	1968-70	Roxbury, Mass.
Fletcher, Ryan	1998	Glen Cove, N.Y.	Gray, Harvey	1924		Hogan, William	1970	Roxbury, Mass.
Flig, Steven	1969	Far Rockaway, N.Y.	Gray, Keith	2005, 08	Allen, Texas	Holcomb, William	1936-38	
Flood, Mark	1977-80	Albany, N.Y.	Graziano, Frank	1976, 78	Mount Vernon, N.Y.	Holland, Melvin	1991	Miami, Fla.
Floyd, Jordan	2013	Bel Air, Md.	Greco, Robert	1935-37		Holland, Mike	1992, 94-95	Lynn, Mass.
Fodor, John	1980-83	Waterford, Conn.	Greco, Salvatore	1957	Wilson, Conn.	Holley, James	1980	Middletown, Conn.
Fogarty, Shane	2005	Morgantown, W. Va.	Green	1915		Hollfelder, John	1946-49	New Britain, Conn.
Ford, Donnell	2005-07	Dania, Fla.	Green, Gene	1954-56	Hartford, Conn.	Holman, Zordan	2016-17	Portland, Maine
Ford, Pat	1966-67	Fair Lawn, N.J.	Green, John	2013-16	Miami, Fla.	Holmes, Lee	1996	Easton, Pa.
Forlini, Louis	1945-48	Middletown, Conn.	Green, Lawrence	2006-07	McKeesport, Pa.	Holzhu, Richard	1966-67	Pitcairn, Pa.
Forsythe, Leon	1940		Green, Terrell	1983	Hartford, Conn.	Hooks, Randolph	1969, 71	River Edge, N.J.
Fort, Omar	2017	Stamford, Conn.	Greene, Steve	2011-13	Ebensburg, Pa.	Hopkins, Nate	20017	Flower Mound, Texas
Foster, Kevin	1995-98	Bridgeport, Conn.	Greenhalgh, Dave	1978	Philadelphia, Pa.	Hopkins, Gerard	1999	Rochester, N.Y.
Fountain, Ed	1986-87	Deptford, N.J.	Greenwood, John	1941-42		Hopkins, Roy	1998-99, 01-02	Rochester, N.Y.
Fox, Alex	1936		Grieve, Richard	1962-63	Hartford, Conn.	Hopkins, Thomas	2014-17	Hawthorne, N.Y.
Fox, Jeff	2001-04	Plymouth Meeting, Pa.	Griffin, Timothy	1987	Fall River, Mass.	Hopwood, Harry	1916-17, 19	
Foxx, Deshon	2013-14	Lynchburg, Va.	Griffin, Ryan	2009-12	Loudonderry, N.H.	Horan, Bob	1957-59	Stamford, Conn.
Foye, Richard	1971-73	New London, Conn.	Grimala, Walter	1933		Horn, Raymond	1933-34	
Francis, W.L.	1917		Grimsich, Tim	1983-84	Riverside, Conn.	Horrigan, Edward	1948-49	East Haven, Conn.
Franks, David	1985, 87-88	Waterbury, Conn.	Grinage, Ron	1967	Stratford, Conn.	Horvath, Charles	1939-40	
Frattoroli, Mario	1949-51	Stamford, Conn.	Groher, Julius	1934-37		Howard	1910, 12-13	
Frank, Reuben	2011-14	Poughkeepsie, N.Y.	Grosch, Robert	1935-37		Howard, Jasper	2008-09	Miami, Fla.
Franz, Tom	1953	South Coventry, Conn.	Grosso, Mike	1970	Hempstead, N.Y.	Hudson, Ricky	1998	Dumfries, Pa.
Frazier, Zach	2008-10	Mechanicsburg, Pa.	Groves, John	1992-93	North Branford, Conn.	Hugger, Keith	1979-82	Rahway, N.J.
Freeborn, Connor	2017	Wilmington, Del.	Gruchacz, Paul	1985	Union, N.J.	Hunt, Phil	1995-98	Orange, N.J.
Fredette, Stephen	1972	Athol, Mass.	Gruner, Paul	1966-67	Kingston, N.Y.	Hunter, Greg	1978, 80	Upper St. Clair, Pa.
Freeland, Charles	1999-00	Stafford, Conn.	Guglielmo, Anthony	1960-61	Stamford, Conn.	Hunter, Russell	1944-46	Farmington, Conn.
French, Herbert	1932		Gunther, Randy	1982	Newtown, Conn.	Hurd, Zach	2007-10	Waterford, Conn.
Frey, Robbie	2008-10	Lehighton, Pa.	Gyenzys, Wayne	1958	Fairfield, Conn.	Hurley	1949	
Friedman, Philip	1966	Elmont, N.Y.	H			Hurley, Paul	1999-00	Walpole, Mass.
Friend, Kevin	2010-12	Warrentown, Va.	Hadley, Javon	2015	Miami, Fla.	Hussar, Shane	2004-05	Plantation, Fla.
Froschio, Raymond	1955-57	Bloomfield, Conn.	Hagan, John	1953-54	Stamford, Conn.	Hutcherson, Immanuel	2005-06	Palatka, Fla.
Frost, Bob	1959	Harwinton, Conn.	Hagel, Harry	1946-48	Middletown, Conn.	Huzar, Bernie	2005	Branford, Conn.
Fuller, Rhema	2003-06	Cocoa, Fla.	Hahn, Eddie	2017	Port Monmouth, N.J.	Hyppolite, Martin	2012-13	Wakefield, Mass.
G			Hairston, Cameron	2017	Lee's Summit, Mo.	I		
Gadbois, Stu	1953	Salem, Conn.	Hajosy, A.	1920		Iannone, Anthony	1945	
Gaffney, Doug	1961-63	Verona, N.J.	Hakanson, Carl	1930-31		Ingram, Jerome	1978-81	Clifton, N.J.
Gagne, Roger	1958-60	Augusta, Maine	Hale	1915		Ings, Roger	1974-76	Ansonia, Conn.
Gale, Peter	1990-91	Virginia Beach, Va.	Hall, Graham	1949		Injaychok, Ed	2002	Willow Grove, Pa.
Gallaher, Jeff	1985-88	Middletown, Conn.	Hamilton, Clint	1996-97	Mt. Clements, Mich.	Inniss, Bob	1970-72	BillERICA, Mass.
Gamble, Ron	1996-99	Columbia, Md.	Hammill, Ching	1920	Bridgeport, Conn.	Iovino, Vincent	1965-67	Danbury, Conn.
Gardner, T.J.	2017	Windsor, Conn.	Harger, Sterling	1929-30		Irwin, Billy	2002-04	Fairfax, Va.
Garland, Aaron	2016-17	Oak Park, Ill.	Hargrave, James	2002-05	Pleasantville, N.J.	J		
Garofano, Richard	1964	Elmsford, N.Y.	Hargreaves, Vernon	1980-83	New Haven, Conn.	Jablonski, Robert	1958-59	Indian Orchard, Mass.
Garson, A.J.	2017	Palm Beach Gardens, Fla.	Harkins, Doug	1988-90, 92	Hamden, Conn.	Jacks, Craig	1981-84	Clarion, Pa.
Gaskins, Quaneear	2004	Allquippa, Pa.	Harkins, Mike	1980-83	Hamden, Conn.	Jackson, Dorrie	1963	East Marion, N.Y.
Gasparino, Mike	1981-83	Riverside, Conn.	Harper, Jamie	1996-99	Rome, N.Y.	Jackson, Jeff	1988	Lakehurst, N.J.
Gasparino, Peter	1990-91	Greenwich, Conn.	Harris	1916		Jackson, Matt	1999, 02	West Chester, Pa.
Gates, Frederick	1962-63	Fairfield, Conn.	Harris, Carlos	1997-98		Jackson, Ray	1970, 73	Newport, R.I.
Gaudio, Richard	1947-49	Manchester, Conn.	Harris, Gordon	1950	Daytona Beach, Fla.	Jackson, Rick	1989, 91-92	Fanwood, N.J.
Gaulden, Ellis	2007-08	Tallahassee, Fla.	Harris, Robert	1941		Jacobs, David	1974-77	Oxford, Conn.
Gauvin, Neil	1981-83	Wethersfield, Conn.	Harvey, Edward	1971-72	Groton, Conn.	Jacobs, Ronald	1954	Brooklyn, N.Y.
Geary, Jack	1982	Niantic, Conn.	Hashemi, Steve	2014-2017	Trumbull, Conn.	James, Raymond A.	1978-80	Bogalusa, La.
Geehan	1910		Hassett, Joseph	1963-65	Dennis, Mass.	James, Raymond T.	1912-15	
Gehret, Cory	1982-84	Altoona, Pa.	Haversat, Arthur	1926-28		Jance, William	1936-37	
Geissler, Carl	1925-27		Hawkes, George	1950		Janiszewski, John	1962-63	Springfield, Mass.
Gerber, Norman	1954-56	Turners Falls, Mass.	Hawley, John	1941		Jansen, Mike	1984-87	Valhalla, N.Y.
Gervasi, Danny	1960-61	Caldwell, N.J.	Healy, Joe	1984-86	Ramsey, N.J.	Jarmoszko, Paul	1987-89	Hartford, Conn.
Giaquinto, Nick	1975-76	Stratford, Conn.	Heavey, Joseph	1944	Baltimore, Md.	Jean-Louis, Jonathan	2008-11	Cambridge, Mass.
Gibson, Jerry	1988-91	Dania, Fla.	Hedgepeth, Rich	1974-76		Jeffers, Terence	2006-07	Lawrenceville, Ga.
Gibson, Jon	1980	Edison, N.J.	Heilmann, Norman	1942		Jenkins, Scott	1984-86	New Bedford, Mass.
Gifford, Dalton	2013-15	Randolph, Mass.	Helmboldt, Harold	1934-36		Jennings, Ted	2010-11	Dayton, Ohio
Gillardi, John	1980-81	Moosup, Conn.	Hemingway, Xavier	2013	Powder Springs, Ga.	Johnson, Baran	1993-96	Brooklyn, N.Y.
Gilliard, Wilbur	1992-95	Hartford, Conn.	Henderson, Derek	1976-78	East Orange, N.J.	Johnson, Eric	1982	Sea Cliff, N.Y.
Gillis, William	1959	Marblehead, Mass.	Hendricks, Bill	1981-83	Coatesville, Md.	Johnson, Harry	1935	
Gilman	1934		Henegan, Ryan	2004-07	Arlington, Texas	Johnson, Jory	2009-12	Mobile, Ala.
Gilman, Martin	1926-28		Henrich, Joe	1993	Macungie, Pa.	Johnson, Kevin	1985-88	Somerset, N.J.
Ryan Gilmartin	2017		Henry, Keron	2001-04	Brooklyn, N.Y.	Johnson, Lyndon	1988-91	Norwalk, Conn.
Girardin, Henry	1990-92	Smithtown, N.Y.	Henry, Mike	2002	Miami, Fla.	Johnson, Matthew	1948-50	
Gleason, Brian	1992-95	Sandy Hook, Conn.	Herald, Beanie	1970	Newark, N.J.	Johnson, Raheem	1997	Hyattsville, Md.
Gleason, Howard	1917, 19		Herbert, Edward	1945-46		Johnson, Ron	1973-74	Syracuse, N.Y.
Glennan, Russell	1928-30		Herbst, Harry	1963	Peekskill, N.Y.	Johnson, Ron	2014-16	Naples, Fla.
Godwin, Charles	1956	Monsey, N.Y.	Herman, Stedman	1944-46		Johnson, Rubeen	1934	New Haven, Conn.
Gold, Joseph	1933-34		Hermes, Brian	1968-70	Stonington, Conn.	Jones, Brian	1979	New York, N.Y.
Good, Raymond	1949-51	Torrington, Conn.	Hernandez, Dennis	1976	Bristol, Conn.	Jones, Byron	2011-14	New Britain, Conn.
Goode, Thomas	1968-70	Hartford, Conn.	Hernandez, D.J.	2005-08	Bristol, Conn.	Jones, Dan	1994-96	Scranton, Pa.
Gordon, Robert	1938		Herosian, Brian	1970-72	Auburn, Mass.	Jones, George	1937	
Gorski, Greg	1969-71	Clark, N.J.	Herring, Gino	1990-91	Pompano Beach, Fla.	Jones, Marlon	2001-02	Jacksonville, Fla.
Goryn, Ziggy	2005	Wayne, N.J.	Herring-Wilson, Taj	2017	Hartford, Conn.	Jones, Trenton	2000-01	Pittsburgh, Pa.
Goss, Dean	1945		Herriott, Kinnan	2001-04	McKeesport, Pa.	Jordan, Tony	1978-80	Allentown, Pa.
Gottfried, Daniel	1971	Wellsboro, N.Y.	Hessel, C.J.	1999-01	Fairfield, Conn.	Jordan, Wilson	1976	Greenwich, Conn.
Goudreau, Doc	2008	Brookfield, Wisc.	Heyl, Geoff	2000-01	erie, Pa.	Jorgensen, Albert	1942, 45-46	
Graby, Nick	2003	Calicoon, N.Y.	Hickok, Marc	1999-02	Gloversville, N.Y.	Joseph, Jesse	2009-11, 2013	Laval, Que.
Gracon, Dave	1981-84	Ansonia, Conn.	Hicks, Jon	2013-16	Palmyra, Pa.	Joseph, Junior	2014-17	Sinking Springs, Pa.
Grady, Raymond	1936		Hicks, Mike	2006-08	Seymour, Conn.	Joseph, Sherrard	1990, 92-94	Farmingdale, N.J.
Graf, William	1919-21		Hill, Cliff	2000-02	Wallingford, Conn.	Juall, Don	1974	Wethersfield, Conn.
Graham, Brett	2017	State College, Pa.	Hinkley, Mark	2011	Kaneohe, Hi.	Juan, Henry	1938	

ALL-TIME LETTERWINNERS



Juanaszewski, Edmund	1945		Larson, Jeff	1999, 2002	South Windsor, Conn.	Manco, Dominick	2013-15	Lagrangeville, N.Y.
Jumpp, Reolon	1997-98	Lake Mary, Fla.	Lassen, Tim	2002-04	Cheshire, Conn.	Mancuso, Nick	1989-91	Haworth, N.J.
Jumpp, Ronel	1997-00	Lake Mary, Fla.	Latham, Matt	1981-84	Stonington, Conn.	Manga, Aloys	2005	Duala, Cameroon
Junior, Jerome	2009, 11	Baltimore, Md.	Latino, Carlo	1970	Worcester, Mass.	Manganaro, Frank	1987	Lynnfield, Mass.
Juralewicz, Bernard	1920-22		LaVenia, Pete	1968-69	Deer Park, N.Y.	Mangiarelli, Richard	1956, 58	Warwick, R.I.
Juringius, Kenneth	1930		Laverty, John	1974-75	Wilton, Conn.	Manninen, Reino	1955-57	Peabody, Mass.
K			Lawley, Sheriden	2015-17	Abbotsford, B.C.	Manning	1914	
Kaiser, Alex	2010	Newington, Conn.	Lawlor, John	1987	Ansonia, Conn.	Manning, Bret	2009-10	Acton, Mass.
Kalinowski, Joe	1977-79	Maynard, Mass.	Lawrence, Matt	2003-04	Bloomfield, Conn.	Manning, Corey	2009-11	Tyrone, Ga.
Kallgren, Richard	1948		Lawrence, Roy	1965-67	Iselin, N.J.	Mansfield, Ronald	1972-74	Andover, N.J.
Kane, Pete	1992-95		Leach, Brad	1957	Biddeford, Maine	Marchione, Joseph	1938-39	
Kanuch, Brad	2006-09	Johnstown, Pa.	Leacock	1949		Marck, C.J.	2008	Newtown, Pa.
Karl, Terrence	1976-77	Sparta, N.J.	Leahy, William	1976-78	Glastonbury, Conn.	Marder, Ellis	2014-15	Windermere, Fla.
Kashama, Hakeem	2000, 02-03	Brampton, Ont.	Leak, Darius	2003	Fork Union, Va.	Margiatto, Patrick	1985-87	Port Reading, N.J.
Katzman, Arthur	1969	Franklin Square, N.Y.	Leavitt, Earle	1956-57	Hartford, Conn.	Mariano, Paul	1974-76	Naugatuck, Conn.
Keating	1912		Lee, Chris	2015-2016	Severna Park, Md.	Marinan, Sean	2014-16	Higgenum, Fla.
Keating, Brian	2017	Darien, Conn.	Lee, Rick	1974-75	Stamford, Conn.	Marine, Bruce	1964-65	Wilmington, Del.
Keatley, Brad	1994-97	Clifton Park, N.Y.	Lee, Junior	2012-15	Brooklyn, N.Y.	Marino, Vince	1989-90	Southbridge, Mass.
Kehoe, Scott	1963-65	Walpole, Mass.	Lefebvre, Ernest	1948-1949	Forrestville, Conn.	Markiewicz, Julius	1945	
Kelleher, Bill	1953	Putnam, Conn.	Legenza, Raymond	1947-49	Thompsonville, Conn.	Markland, Fred	1979-82	North Adams, Mass.
Kelley, Bob	1954		Leibovitz, Albert	1937		Markowski, Brian	2001-04	Carlstadt, N.J.
Kelly, Edwin	1984	New York, N.Y.	Lemelle, Brian	2013-2016	Harrisburg, Pa.	Markus, Joe	1979-82	Trumbull, Conn.
Kelly, John	1932, 34		Lenchek, Shepard	1941		Marrero, Mario	1984	Bristol, Conn.
Kendall	1910, 12		Lenich, Frank	1936-37		Marriner, Josh	2014-15	Chesapeake, Va.
Kennedy, Dan	1990-91	Edison, N.J.	Lenkaitis, Jamie	1998-01	Canton, Mass.	Marrus, Glenn	1980-81	Hurley, N.Y.
Kenney, David	2011-12	Highstown, N.J.	Lensander, Nicholas	2016	Santa Barbara, Calif.	Marsh, Laban	1997-99	Erie, Pa.
Kersmanc, Brian	2006	Lancaster, Pa.	Leone, Nino	2017	Middleton, Mass.	Marshall, Kerry	1977-78	Middletown, Conn.
Ketchum	1910		Levitow, Lee	1930-32		Martha, Paul	1948-50	
Kidd, Brian	1964-66	West Nyack, N.Y.	Levenberry, E.J.	2016-17	Woodbridge, Va.	Martin, Chad	1995-98	Martins Ferry, Ohio
King, Leonard	1955-57	Naugatuck, Conn.	Levy, Richard	2014-16	Trenton, N.J.	Martin, Dexter	1993-96	Brooklyn, N.Y.
King, Tyler	2001-04	North Attleboro, Mass.	Lewis, Damon	1991-94	Stratford, Conn.	Martin, Reginald	1962	Baltimore, Md.
Kinon, Victor	1965-66	Fairlawn, N.J.	Lewis, Eugene	1934		Martin, Twyn	2008-11	Parkland, Fla.
Kitchens, Raymond	1970-71	Hartford, Conn.	Lewis, Hollis	1936-37		Martin, William	1958, 60	Greenfield, Mass.
Kiyokawa, Kay	1944		Libutzke, Herman	1928-30		Mascarenhas, Ashvin	1988	Fort Lauderdale, Fla.
Klarman, Harry	1954-55	New Haven, Conn.	Licata, Joseph	1962-64	Peekskill, N.Y.	Masler, Dick	1950	
Klausner, Mark	1963	Wallingford, Conn.	Lidwinowicz, Walter	1939		Mason, Richard	1973-76	Baltimore, Md.
Klimas, Joe	1960-61	Branford, Conn.	Lincoln, Richard	1971	Hingham, Mass.	Massa, Eugene	1969-70	Naugatuck, Conn.
Klinger, Joe	1966	Easton, Conn.	Lindner, Ken	1990-92	Bethel, Conn.	Masters, Adam	2009-12	Bethesda, Md.
Knappe, Andreas	2014-16	Silkeborg, Denmark	Lindstrom, Russell	1939		Mateas, Alex	2012-14	Ottawa, Ont.
Knaut, William	1926-28		Linkletter, John	1949		Matheson, Robert	1940	
Koch, Henry	1939		Lis, John	1976-78	Albany, N.Y.	Mauer, Anthony	1963-64	Riverside, Conn.
Kodish, Michael	2004	Coral Springs, Fla.	Livieri, John	1954, 56, 57	West Haven, Conn.	Maver, William	1973-74	Quincy, Mass.
Kolb, John	1929-30		Livieri, Sam	1954, 56	West Haven, Conn.	Mayala, Hergy	2015-17	Montreal, Que.
Koller, George	1967-68	Prospect, Conn.	Llodra, Joseph	1956-59	Southington, Conn.	Mayer, Gerhard	1975	Riverside, Conn.
Konecny, Jonathon	1977-78	Fairfield, Conn.	Lloyd, Greg	2008-10	Clermont, Fla.	Mayne, Shawn	2004-05	Montreal, Que.
Kononitz, Paul	1958-59	Springfield, Mass.	Lloyd, Maurice	2001-04	Daytona Beach, Fla.	Mazzocca, Augustus	1959, 62	Arlington, Mass.
Koop, James	1971	Yonkers, N.Y.	Logan, Dan	1984-87	Fairfax, Va.	McAllister, Brice	2014-16	East Longmeadow, Mass.
Kopp, Thomas	1958-60	Naugatuck, Conn.	Logan, Louis	1924		McAllister, David	1923-24	
Korponai, Dave	1961-63	Stratford, Conn.	Lombardi, Anthony	1958	Hamden, Conn.	McBryde, B.J.	2012-14	Beaver Falls, Pa.
Kosikowsky, Frank	1936-38		Long, Ed	1991-94	Rochester, N.Y.	McCall, Kris	1989-90	Kansas City, Mo.
Kotin, Ron	1964-65	Brooklyn, N.Y.	Long, Robert	1996-99	Willingboro, N.J.	McCann, Hugh	1932	
Koury, Fred	1960-62	Brooklyn, N.Y.	Loomos, Harry	1995	Lynnfield, Mass.	McCarthy, J.T.	1915, 17	
Kovacs, Eugene	1941		Lord, Philip	1919		McCarthy, Michael	1973	Oak Bluffs, Mass.
Kozlowski, Brian	1989-92	Webster, N.Y.	Lorentzon, Arthur	1924-26		McCarthy, Mike	1990-93	Jackson, N.J.
Kraham, Keith	1969-71	Chatham, N.Y.	Lorenzen, Tyler	2007-08	Fremont, Iowa	McClain, Robert	2006-09	Lusby, Md.
Krakauskas, Joseph	1937		Losh, John	1969-70	Orange, Conn.	McLean, Aaron	2015-17	Southborough, Mass.
Krause, Mitch	1992-94	Wayne, N.J.	Lowe, Ernie	1995-98	Philadelphia, Pa.	McClam, Jimmy	2005	Seat Pleasant, Md.
Kreyborg, Mark	1972-73	Norwalk, Conn.	Lozon, Jason	1998-98	Groveland, Mass.	McClintock, Jim	1972	Enfield, Conn.
Kripas, John	1950-52	Hartford, Conn.	Lucas, Thomas	2014	Silver Spring, Md.	McClowry, Terry	2000-03	Dearborn, Mich.
Kristensen, Roy	1962-63	New City, N.Y.	Luciani, Ken	1961-62	Woodbridge, Conn.	McCollum, Ricky	2004	Washingtonville, N.Y.
Krol, Tom	1985-88	E. Longmeadow, Mass.	Luciani, Ray	1952-53	Woodbridge, Conn.	McCombe, William	1929-30	
Krom, Barry	1973	Rhinebeck, N.Y.	Ludwig, Mike	1981-82	Wayne, N.J.	McCombs, Lyle	2011-13	Staten Island, N.Y.
Krot, John	1966-68	Seymour, Conn.	Lundy, Jamal	1999-02	Burlington, N.J.	McConnell, Jeff	1961-63	Poughkeepsie, N.Y.
Krug, Ryan	2001-04	Pine Beach, N.Y.	Lunn, Rob	2005-08	Penfield, N.Y.	McCormick, Joseph	1933	
Krukar, John	1964-65	East Hartford, Conn.	Lutrus, Scott	2007-10	Bloomfield, Conn.	McCue, Randy	1968	Norwalk, Conn.
Kruse, George	1980	Nutley, N.J.	Lynch, Christopher	1970-71	Stamford, Conn.	McCummings, Scott	2011-12	Natick, Mass.
Kucinkas, Rich	1983-85	South Windsor, Conn.	Lysaght, James	1970	Bristol, Conn.	McDonald, Ross	1980	Renfrew, Pa.
Kudla, Raymond	1945		M			McDonnell, Gene	1975-77	Ansonia, Conn.
Kukulka, Theodore	1949-50	Thompsonville, Conn.	MacDonald	1915		McDonough	1910	
Kunz, John	1954	Hartford, Conn.	Mack, Gary	2007	West Chester, Pa.	McDonough, Gerry	1960-62	Kingston, N.Y.
Kupec, Richard	1962-64	Ossining, N.Y.	Mack, Taylor	2010, 2012-13	Powder Springs, Ga.	McDuffie, Wendell	1998	Hamden, Conn.
Kupfrain, George	1966-68	Paramus, N.J.	Macko, Jay	1975	Voluntown, Conn.	McEachern, Mike	1983-85	Hamden, Conn.
Kupfrain, Thomas	1972	Paramus, N.J.	MacLellan, Allan	1973-75	Tewksbury, Mass.	McEntee, Johnny	2011	Fullerton, Calif.
L			Madison, Kendall	1992-94	East Hampton, N.Y.	McEwen, Mark	1971-72	Brewer, Maine
LaBella, Anthony	1948		Madry, Juan	1970	New London, Conn.	McFadden, Perry	1973	Hartford, Conn.
LaCourciere, Phil	1944-45		Magaletta, Tony	1960-62	Yonkers, N.Y.	McGeary, Michael	1984	Norwood, N.J.
Lafica, Martin	1958	East Rochester, N.Y.	Maggio, Jeff	1987	Fort Lauderdale, Fla.	McGillicuddy, Brian	1982-84	Fairfield, Conn.
LaLima, Dave	1964, 66	E. Longmeadow, Mass.	Magner, Jack	1942		McGrath, Sean	1985	Stamford, Conn.
LaMagdelaine, Alex	2006-07	Rumson, N.J.	Maguire, Horatio	1916-17		McGuire, Andre	1978	Newark, N.J.
Lamagna, Peter	1978-79	Enfield, Conn.	Maher, Edward	1945		McInnis, Don	1956	Braintree, Mass.
Landolfi, Mark	1987-89	Hanover, Mass.	Mahoney, Ed	1951-53	South Boston, Mass.	McIntosh, Jerry	1982-85	Cheshire, Conn.
Lane, John	1978	Camp Hill, Pa.	Mahoney, Francis	1916		McIntosh, Michael	2000-2003	Edgewood, Md.
Lane, Peter	1985-86	Westport, Conn.	Mahoney, James	1941		McIntyre, Kevin	1993-96	Weston, Conn.
Lang, Mike	2009-10	Largo, Fla.	Maier, Frederick	1919-20		McKee, Jason	2001, 03	Estero, Fla.
Langley, Brian	1981	Waltham, Mass.	Maikula, Kenneth	1941-42		McKinney, Anthony	1993-96	Stamford, Conn.
Lansanah, Danny	2004-07	Harrisburg, Pa.	Makofski, William	1923-25		McLean, Aaron	2015	Southborough, Mass.
Lantz, Toby	1985	Miami, Fla.	Malek, Mark	1965-67	Jewett City, Conn.	McLean, Brandon	2004-06	New Haven, Conn.
Lanzafama, Gary	1983-85	Edison, N.J.	Malnosky, Walter	1941		McLellan, Glenn	1956-58	Winsted, Conn.
LaPointe Donald	1958	East Hartford, Conn.	Mancari, Lou	1973-76	New Castle, Del.	McLeod, Morris	1971-72	South Ozone Park, N.Y.



2018 UCONN FOOTBALL

McMahon, Edward	1934		Murano, Rocco	1950-52	Greenwich, Conn.	Pack, Reggie	1978	Vernando, La.
McMahon, Ray	1957-59	Lynn, Mass.	Murdoch	1915		Paine, Everett	1939-41	
McManus, Jim	1998	Guilford, Conn.	Murphy, Charles	1930	Putnam, Conn.	Painter, Richard	1956	Washington, D.C.
McNally, Chris	1985-88	Norwich, Conn.	Murphy, Dan	1990-92	Fairfield, Conn.	Palasek, Henry	1965, 67-68	New Britain, Conn.
McNamara, Jeff	1988-91	Centertown, N.J.	Murphy, Daniel	1952	Saugus, Mass.	Pallotta, Mike	1981-83	Clinton, Mass.
McNamara, Mike	1982-85	Elmer, N.J.	Murphy, Kevin	2016-17	West Chester, Pa.	Palmer, Bernie	1973-76	Naugatuck, Conn.
McQuillan, Sean	2013-14	Glastonbury, Conn.	Murphy, Justin	1986-88	Madison, Conn.	Palombo, Dan	1979-80	Aliquippa, Pa.
McPhee, Deon	2002-05	Abaco, Bahamas	Murphy, Mark	1984-87	Madison, Conn.	Pancieria, Anthony	1936-38	
McSherry, Peter	1941-42		Murphy, Thomas	1916, 19		Pancieria, Irv	1950-52	Westerly, R.I.
McVeeny, Gerard	1964-65	Greenwich, Conn.	Murray, Dan	2003-06	Gloucester, Mass.	Papanos, Stanley	1938-40	
Mears, Chuck	1996-97	Bloomfield, Conn.	Murray, Craig	1989-91	Hamden, Conn.	Papatones, Stamo	1950-52	
Meeker, Eugene	1972	Edison, N.J.	Muschette, Erik	2008	Lynn, Mass.	Parker, Lamont	1992-95	Miami, Fla.
Meenan, James	1947-48	Bridgeport, Conn.	Muthig, Thomas	1944		Parker, Spencer	2012-13	Newington, Conn.
Meers, Bob	1987-88	Cohasset, Mass.	Myers, Mikal	2013-16	Newburgh, N.Y.	Parks, Billy	1982-84	Bristol, Conn.
Melifonwu, Obi	2013-16	South Grafton, Mass.	Myers, Norm	1981-84	South Windsor, Conn.	Parmalee, Henry	1996-98	Norwalk, Conn.
Mendence, Donald	1960	Norwalk, Conn.	Myers, Robb	1997	St. Charles, Ill.	Parri, Brian	1992	Madison, Conn.
Mensah, Kevin	2017	Worcester, Mass.	Myers, Tommy	2014-17	Coventry, Conn.	Pascale, Joseph	1965-66	Lake Mohegan, N.Y.
Merrill, Howard	1931-32		N			Pasqualoni, Jay	1976-78	Cheshire, Conn.
Merritts, Jim	1980	Holidaysburg, Pa.	Nakaoka, Ken	1944		Passarini, John	1967-69	Newton, Mass.
Meyer, Chris	2000-02	Clearwater, Fla.	Nakoneczny, Wayne	1960-61	Stratford, Conn.	Patterson, Edward	1922	
Meyers, Edward	1954-55	Hartford, Conn.	Nalewaik, William	1929-30		Paul, Wayne	1966	Oaklyn, N.J.
Michaels, Mark	1982-85	West Islip, N.Y.	Nanfeldt, Oscar	1923-25		Pavasaris, Chris	2005-06	Needham, Mass.
Michalewicz, Steve	1979-82	Windsor Locks, Conn.	Napowski, Eric	1984-86	Tuckahoe, N.Y.	Peart, Matt	2016-17	Bronx, N.Y.
Micklovic, Ed	1983-85	Rahway, N.J.	Nardi, Leo	1973	Winsted, Conn.	Pehota, Ed	1950-52	Rockfall, Conn.
Mieczkowski, James	1988	Glastonbury, Conn.	Nastri, Joseph	1953	West Haven, Conn.	Pensiero, Frank	1968	Stamford, Conn.
Migliaccio, Andrew	2017	Glastonbury, Conn.	Navarro, Jack	1976	Crawfordsville, Iowa	Penwell, Zak	2007	Fairbanks, Alaska
Mignault, Bill	1949-51	Dayville, Conn.	Neal, Rusty	1987-90	Clifford Beach, N.J.	Perkins, Craig	1984	Putnam, Conn.
Milano, Vin	1952-53	Dorchester, Mass.	Neistat, Barry	1971-72	New London, Conn.	Perkins, Justin	2001, 03-04	Fort Lauderdale, Fla.
Milberg, Stuart	1986-89	Wilton, Conn.	Nelson, H. Tom	1958, 60	Winsted, Conn.	Perko, Joseph	1941-42	
Milich, Sekule	1994-95	Neshanic Station, N.J.	Nelson, Kurt	1969-70	Orchard, Mass.	Perrin, Chris	1999	Ashland, Mass.
Millard, Bill	1993	Bethel, Conn.	Nesteruk, Warren	1976-78	Ansonia, Conn.	Persky, Harry	1912-15	
Miller, Anthony	1988-89	Pompano Beach, Fla.	Neumann, Bill	1999-00	West Berlin, N.J.	Peterson, Charles	1968	Stamford, Conn.
Miller, Donald	1969-70	Worcester, Mass.	Newman, Gene	1973	Maynard, Mass.	Peterson, David	1952	
Miller, Dwayne	1984-88	Bridgeport, Conn.	Newman, Harrison	20017	West Hartford, Conn.	Peterson, Erick	1970	Southington, Conn.
Miller, Frank	1913-15		Newmarker, Edward	1914-17		Peterson, Herbert	1937-39	New Haven, Conn.
Miller, Ken	1978-81	Orange, Conn.	Newsome, Arkeel	2015-17	Ansonia, Conn.	Petrillo, Pete	1966-68	Newburgh, N.Y.
Miller, Mike	1978	Bristol, Conn.	Newton, Dactavian	1995-96	Norwalk, Conn.	Petrus, Moe	2008-11	St. Laurent, Que.
Miller, Pat	1981-83	Edison, N.J.	Ney, Thomas	1976-79	Hamden, Conn.	Pffor, Ken	1969	Westbury, N.Y.
Millet, Mike	1987	Brockton, Mass.	Nichols, Arthur	1931		Phalen, Robert	1978	Ridgefield, Conn.
Mills, Mike	1990	Middletown, Conn.	Nichols, Bob	1968-70	Worcester, Mass.	Phillips, Shakim	2012-13	Paterson, N.J.
Mills, Troy	1987-89	Coral Springs, Fla.	Nickerson, Carl	1969	Saugerties, N.Y.	Pierce, Franklin	1930-32	
Miltenis, John	1981-82	Ridgefield, Conn.	Nier, Scott	1977-80	Huntington, Pa.	Pignatello, Tony	1959-61	Verona, N.J.
Minnerly, Bill	1958-60	Yonkers, N.Y.	Noferi, Lou	1958-59	Hopedale, Mass.	Pindell, David	2017	Columbia, Md.
Minski, Donald	1968	Jewett City, Conn.	Nolan, Mike	1988-89	Watertown, Conn.	Pinsky, Albert	1940-42	
Mirabello, Frank	1954-55	Hartford, Conn.	Nolen, Edward (Ned)	1973	South Hadley, Mass.	Pinsky, David	1934-35	
Mirambeau, Igor	1986-87	Hollandale, Fla.	Nook, Ed	1992-95	Manorville, N.Y.	Pinsky, Julius	1933-35	
Mitchell	1912		Noonan, Mike	1955-57	Hartford, Conn.	Pinsky, Leo	1944, 47-49	Hartford, Conn.
Mitchell, Arthur	1919-21		Noone, Robert	1951-52	Douglasston, N.Y.	Pisciottano, Jim	1969-71	Hawthorne, N.J.
Mitchell, Frederic	1939-40	Colchester, Conn.	Norris, Elijah	2013	Upper Marlboro, Md.	Poirier, Paul	1958	Danielson, Conn.
Mitchell, Scott	1990-93	Hamden, Conn.	Novack, Ron	1961-62	New Britain, Conn.	Poland, Edwin	1933-35	
Mochrie, Richard	1945-47	Chelmsford, Mass.	Nowden, Monte	1992-94	Rochester, N.Y.	Poles, Kevin	2007, 09	Penfield, N.Y.
Modugno, Jerry	1978-81	Liberty Corner, N.J.	Nutter, Fred	1993, 95	Lowell, Mass.	Polito, Alex	2007-10	Reading, Pa.
Modugno, Joseph	1952-54	Lynn, Mass.	Nuzie, Matt	2003-06	Trumbull, Conn.	Pomposi, Philip	1976-77	Meriden, Conn.
Mofsowitz, Marc	1984-86	Edison, N.J.	O			Poole, Chandler	2002-03	Fort Lauderdale, Fla.
Mohr, Fred	1942-47		O'Brien, Edward	1951-53	Norwalk, Conn.	Pope, Thomas	1964	Max Meadows, Va.
Mohr, Howard	1940-41		O'Connell, Dennis	1976-78	Derby, Conn.	Portee, A.J.	2010	Austell, Ga.
Molina, Alex	2009	Waterford, Conn.	O'Connell, J. Barry	1957-59	Springfield, Mass.	Porter, Shane	1981-84	Bridgeport, Conn.
Moll, William	1942, 46-48	Bridgeport, Conn.	O'Connell, Kerry	1982	Derby, Conn.	Posner, Leonard	1936-38	
Molloy, Charles	1941-42, 46		O'Connor, Steve	1999-00	Medfield, Mass.	Post, Doug	1984-85, 88	Coventry, Conn.
Monnier, Dwight	1937-38		O'Donnell, Kevin	1973-74	Bayport, N.Y.	Post, James	1988	Watertown, Conn.
Montague, Alonzo	1992-93	Bronx, N.Y.	O'Grady, John	1972	North Bergen, N.J.	Potkay, John	1939	
Moons, Rob	1987-90	Coral Springs, Fla.	O'Grady, Raymond	1935		Potter, Robert	1948	Windham, Conn.
Mooradian, Louis	1955-57	Haverhill, Mass.	O'Grady, Robert	1936-37		Potterton, G.	1933-34	
Moore, Dontá	2004, 06	Tampa, Fla.	O'Keefe, Jim	1974-77	Milford, Conn.	Prentice, Clifford	1920-21	
Moore, Isiah	2009-11	Cambridge, Mass.	O'Leary, Dan	1977-79	Rochester, N.H.	Preston, Grant	2002-05	Mechanicsburg, Pa.
Moore, James	1928-30		O'Leary, Dick	1980-82	Bethlehem, Pa.	Price, Percy	1995-98	Manchester, Conn.
Moore, Kashif	2008-11	Burlington N.J.	O'Reilly, Donevin	2017	Glastonbury, Conn.	Price, Steve	1966-68	Maplewood, N.J.
Moore, Sio	2010-12	Apex, N.C.	Oak, Dan	2015	Fort Myers, Fla.	Primiani, Craig	1983-85	Torrington, Conn.
Moore, William	1947-49	Bristol, Que.	Okounam, Philippe	2017	Chateaugay, Que.	Pringle, John	1936-37	
Moran, Dave	1991	Woodbridge, Conn.	Oleksy, Lou	1981-82	Moosic, Pa.	Pruitt, Angelo	2012-13	Cincinnati, Ohio
Moreland, Wallace	1922-25		Oliver, Laurence	2000-01, 03	Homestead, Pa.	Przekop, Peter	1977	Norwich, Conn.
Morelli, Mike	1996-99	Landsdale, Pa.	Olivier, Mathieu	2009-10	Woburn, Mass.	Pucko, Michael	1973-75	Fitchburg, Mass.
Morgan, B	1912		Olmsted, Roger	1941-42		Pugliano, Frederick	1955-56	Willamanset, Mass.
Morgan, J	1912		Olsen, Dave	1977-78	Derby, Conn.	Purcell, John	1975-77	Wallingford, Conn.
Morgan, James	1964, 66	Rouses Point, N.Y.	Omokaro, Emmanuel	2010	Danbury, Conn.	Purple, Nathaniel	1923	
Morris, Mike	1945	New Britain, Conn.	O'Neil, Bill	1973	Worcester, Mass.	Purple, Nelson	1937	
Morrison, Gregg	1984-85	Madison, Conn.	O'Neill, Martin "Red"	1922-24	New Haven, Conn.	Puyol, Bobby	2014-16	North Palm Beach, Fla.
Morton, John	1935-36		O'Neill Thomas	1969, 71	Holyoke, Mass.	Q		
Moug, Pat	1981-83	Redford, Mich.	Opoku, Andrew	2011	North Brunswick, N.J.	Quagliano, Frank	2001-02	Cheshire, Conn.
Mourning, Glen	2008	Danbury, Conn.	Orlovsky, Dan	2001-04	Shelton, Conn.	Quinn, Brian	1989	Bridgewater, N.J.
Moynihhan, Dennis	1958-59	Hartford, Conn.	Ormsby, Cole	2014-17	Windsor, Conn.	Quist, Bob	1965	Grand Rapids, Mich.
Mroz, M	1933		O'Roark, R. Michael	1974	Shelton, Conn.	R		
Mueller, Adam	2011-13	Park Ridge, Ill.	Orsulak, Walter	1961	Norwich, Conn.	Radzevich, Vic	1965-70	Torrington, Conn.
Mugford, Bob	1966-67	Chelsea, Mass.	Ortiz, Elias	1992-93, 95	West Hartford, Conn.	Ragan, Dave	1979-80	West Milfin, Pa.
Muh, Doug	1984	Long Branch, N.J.	Ostrom, George	1940-42		Rajczewski, Stanley	1966-68	Stamford, Conn.
Muha, Mike	1979-82	Edison, N.J.	Osunde, Uyi	1999-00, 02-03	Bloomsburg, Pa.	Raleigh, Jim	1977-80	Madison, Conn.
Mulcahy, Sean	2000-03	Westport, Conn.	Otis, Jeffrey	1965	West Newbury, Mass.	Ramsey, Terry	1975-77	Mount Vernon, N.Y.
Muldowney, Jim	1959-61	Concord, N.H.	Overlock, Dan	1957	Lowell, Mass.	Randall, Robert	1999-00	Sanford, Fla.
Munford, Chuck	1977	New Britain, Conn.	P					

ALL-TIME LETTERWINNERS



Rankin, James	1936-38		Salek, John	1970-72	Wyckoff, N.Y.	Shavely, Todd	1986-87	Ballston Lake, N.Y.
Raymond, Dewey	1979-81	Norwalk, Conn.	Salovitz, Irving	1935-36		Sneidman, George	1922	
Rebman, Robert	1929-31		Saltus, William	1951	Westfield, Mass.	Snow, Geroge	1953	Southington, Conn.
Reckert, Richard	1945		Samra, Tyler	2013-15	Wycoff, N.J.	Sobieski, Thaddeus	1948-50	Meriden, Conn.
Redmond, Jack	1964-65	Cheshire, Conn.	Sanchez, David	2003, 05	Windsor, Conn.	Solomon, James	1966	Springdale, Conn.
Reed, Henry	1973-74	Willimantic, Conn.	Sanchez, Ramon	1973-75	Garnerville, N.Y.	Solomon, Leslie	1973-74	Wayne, N.J.
Reed, Larry	1962-63	Peekskill, N.Y.	Sanders, Aaron	1987-89	Dorchester, Mass.	Sorrell, David	1973	Whippany, N.J.
Reeve, William	1926		Santangelo, Mark	1979-80, 82	Edison, N.J.	Sorrells, Ayo	1999-01	Silver Spring, Md.
Reid, Brian	1991-94	Richmond, Va.	Sapiro, Bob	1980	Wilton, Conn.	Sosik, Nick	1990-93	Kutztown, Pa.
Reiner	1912-14		Sardilli, Albert	1947-48	New Britain, Conn.	Sottiriou, Nick	1979	Edison, N.J.
Reisig, Rich	1996	Plymouth, Mass.	Sasser, Manny	1972-73	New Haven, Conn.	Sowa, Luke	2016	Millstone, N.J.
Rembish, Mike	1987-90	Linden, N.J.	Sasser, Travis	1985-86	North Haven, Conn.	Sowell, Taurien	2002-05	Bridgeport, Conn.
Renehan	1910		Sasson, Mike	1995, 97-99	Pittsburgh, Pa.	Spagnuola, Alfred	1973	Union City, N.J.
Renehan, Edward	1914-15		Satin, Marvin	1950-51		Sparks, Brian	2004	Plainville, Conn.
Renzullo, Armado	1956-57	Torrington, Conn.	Savage, Richard	1969	Hampton, N.H.	Spears, Wesley	1974	Bloomfield, Conn.
Reppi, Jim	1990-93	Soluay, N.Y.	Sayers, Joseph	1933-35		Spelman, Chris	1990-92	South Windsor, Conn.
Resnick, Morris	1945-46		Scaffidi, Paul	1971, 73-74	Yonkers, N.Y.	Spencer, William	1968-70	Lynn, Mass.
Revelli, Charles	1941-42, 46		Scagnelli, Paul	1956-58	Natick, Mass.	Sporck, Frederick	1974	Burnt Hills, N.Y.
Reyes, Kendall	2008-11	Nashua, N.H.	Scarchuk, John	1935-37		Sproul, James	1969, 71	Manlius, N.Y.
Rice, Ken	2004	Franklin Square, N.Y.	Schackne, Elliot	2001	Davie, Fla.	Stackpole, Fred	1959-61	Saco, Maine
Rich, Derek	2007	Gainesville, Ga.	Schaefer, Edward	1958		Stafford, Shane	1995-98	Reading, Pa.
Rich, James	1956	Needham, Mass.	Schafenacker, Kyle	2016-17	Cooper City, Fla.	Stanger, George	1952-54	Lynn, Mass.
Richardson, William	1971-73	Brooklyn, N.Y.	Schainer, Steven	1973	University City, Mo.	Stanko, Justin	1992-95	Stratford, Conn.
Richmond, Luke	1998-00	Ansonia, Conn.	Schildgne, Henry	1926-28		Stapleton, Cameron	2014-17	Staten Island, N.Y.
Ricketson, Leonard	1934		Schmidt, Clarence	1947-49		Starkel, Robert	1945	
Ricketts, J.	1920		Schmidt, Rob	1993-95	Red Bank, N.J.	Stasiuk, John	1946	
Ridley, Jason	2001	Sunrise, Fla.	Schofield, William	1924-26		Straviniadis, Fotis	1984	Danbury, Conn.
Riederich, John	1958-59	West Haven, Conn.	Schumacher, Marc	1965-67	Elmont, N.Y.	Steben, Ron	1991	Torrington, Conn.
Riley, Chris	1983-86	Mattapoisett, Mass.	Schuman, Dave	1993, 95, 96	Saddle Brook, N.J.	Steele	1912	
Riley, James	1958	Danielson, Conn.	Schuster, George	1955	Naugatuck, Conn.	Steer, Carlton	2017	East Hartford, Conn.
Riley, Khalid	1998	Norwood, Mass.	Schwartz, Darryl	1975, 76	Acton, Mass.	Steg, Brandon	2012-13	Coral Springs, Fla.
Rinaldi, Ralph	1959-61	East Longmeadow, Mass.	Schwolsky, Arnold	1936-38		Stehle, Wayne	1986	Jim Thorpe, Pa.
Ring, Robert	1944		Scott, Andy	1984-88	Ansonia, Conn.	Stella, Joseph	1939-40	
Rishell, Will	2014-17	Marlborough, Conn.	Scott, David	1983-85	Danielson, Conn.	Stephen, Shamar	2010-13	Brookville, N.Y.
Ritchie, Alexander	1958	Stratford, Conn.	Scoville	1912		Stephens, Cecil	1958	Green Farms, Conn.
Roberts, Dave	1962-63	Meriden, Conn.	Scussel, Raymond	1941-42		Stephens, Omaine	2014-2016	East Orange, N.J.
Roberts, Jeffrey	1961	Windsor, Conn.	Searcy, Mike	1987-91	Miami, Fla.	Sterling, Santana	2017	Chandler, Ariz.
Roberts, Wilfred	1938-39		Sebolt, Dave	1989-90	West Hartford, Conn.	Sternburg, John	1929-30	
Robeson, Dave	1972-73	New York, N.Y.	Seely, Dick	1961-63	Armonk, N.Y.	Stevens, Jalen	2015-2016	Goose Creek, S.C.
Robinson, Courtney	2005	Lake Worth, Fla.	Segar, Robert	1978-80	Storrs, Conn.	Stevens, Lester	1931-32	
Robinson, Frank	1937-39		Selavik, Carl	1950-52	Willimantic, Conn.	Stevenson, David	2012-13	Stone Mountain, Ga.
Robinson, Greg	2009	Scotland, Pa.	Selden	1910		Stewart, Frank	1974	North Andover, Mass.
Robinson IV, John	2016-17	Englewood, N.J.	Seremet, John	1934-35		Stewart, Graham	2013-15	Durham, Conn.
Robustelli, Rick	1968-70	Stamford, Conn.	Severino, John	1956-58	Hamden, Conn.	Stockwell, Ken	1979	Grosse Point, Mich.
Robustelli, Robert	1970-73	Stamford, Conn.	Sgrulleta, Sean	1961-62	Mt. Kisco, N.Y.	Stoddard, John	1964-66	Elmsford, N.Y.
Rock, Brad	1972-74	Hauppauge, N.Y.	Shafer, S.	1919		Storrs	1910	
Rodgers, Zeke	1992-95	Washington Township, N.J.	Sharpe	1910		Storrs, Arnold	1930	
Rogers, Alfred	1950-52	Manchester, Conn.	Shaw, Alan	1971-73	Braintree, Mass.	Stowell, Robert	1969	Milford, Conn.
Rogers, Eric	1997	Tucson, Ariz.	Shea, William	1945		Stroman, Kamari	1998-01	Norristown, Pa.
Rogowski, Ronald	1961	Norwalk, Conn.	Sherman, Anthony	2007-10	North Attleboro, Mass.	Strong, N.A.	1917	
Romine, Don	1959-60	North Pembroke, Mass.	Sherwood, Jesse	1940		Sudora, Scott	1985, 88	Monroe, Conn.
Rosa, Domenic	1950-51	Waterbury, Conn.	Shettle, Bob	1985-88	Hartford, Conn.	Sumoski, Warren	1962	New Britain, Conn.
Rosa, Paul	1944-49	New Canaan, Conn.	Shirreffs, Bryant	2015-17	Jefferson, Ga.	Sundberg, Steven	1987-89	Meriden, Conn.
Roscoe, Peter	1968		Sibor, Martha (Mgr.)	1974-75	Columbia, Conn.	Suplinskas, Al	1979-81	Wallingford, Conn.
Rose, Dan	1974-75, 77	Plainfield, Conn.	Sickler, F.	1920		Sutkowski, Richard	1951-52	Shelton, Conn.
Rose, Jay	2017	Southington, Conn.	Sicklick, James	1933		Summers, Jamar	2014-17	East Orange, N.J.
Rose, Stephen	1976-77	Wilton, Conn.	Sidebotham, Jeffrey	2017		Sutter, Sean	1991	Boonton, Pa.
Roseblatt, Steven	1969-71	Naugatuck, Conn.	Sikora, Mike	1952, 54	Bridgeport, Conn.	Svencer, Mark	1970-71	Norwalk, Conn.
Ross, Donald	1946-49	New Britain, Conn.	Silver, Alan	1956	Hamden, Conn.	Sweeney, Tom	1969-70	Waterford, Conn.
Rossetti, Nick	1962-64	Yorktown Heights, N.Y.	Silverstein, Solon	1940-41		Sweitzer, Ken	1978-81	Madison, Conn.
Rostovsky, Pete	1980-82	Monogahie, Pa.	Simeone, Joe	1961-63	Brooklyn, N.Y.	Sweitzer, Scott	1984-87	Madison, Conn.
Roth, Richard	1980	New Britain, Conn.	Simmons, Keith	1973-75	Simsbury, Conn.	Swern, Tracy	1923-24	
Roth, Robert	1970-72	Brooklyn, N.Y.	Simmons, Kevin	1976-77	Simsbury, Conn.	Sykes, David	1960-61	Pittsfield, Mass.
Rouzier, Anthony	2005	Amherst, Mass.	Sinay, Greg	1973-76	Norwich, Conn.	Sylvester, John	1952-53	East Boston, Mass.
Roy, Robert	1951-54	Worcester, Mass.	Sitty, Albert	1949	New London, Conn.	Symonbathy, Clint	1972	Seymour, Conn.
Ruffness, Richard	1927-29		Skanes, Quayvon	2017	Chicago, Ill.	Szarynski, Thomas	1975-76	Naugatuck, Conn.
Ruffeth Elmer	1933		Skene, Neal	1992, 95	Middletown, Conn.	Szmajter, Edward	1972	New Britain, Conn.
Ruocco, Alphonse	1955	New Haven, Conn.	Sladkow, Constance	1936		T		
Ruslavage, Chuck	1981-84	Clarion, Pa.	Sladkow, Constant	1933		Tarbutt, Michael	2017	Grimsby, Ont.
Russell, Vin	1969-71	Mechanicville, N.Y.	Slanetz, Edward	1920-21		Taxitaridis, John	1998-99	Fairfield, Conn.
Russo, Pat	1994-97	Endicott, N.Y.	Slate, Donald	1944		Taylor, Corey	1995	Louisville, Ky.
Rutherford, Trey	2014-17	Markham, Ont.	Slattery, Robert	1958-59	New Britain, Conn.	Taylor, Larry	2004-07	Fort Lauderdale, Fla.
Ryan, C.E.	1915, 17		Slavich, George	1951		Taylor, Marvin	2004-05	New Brunswick, N.J.
Ryan, Dan	2006-09	Franklin, Conn.	Small, Taber	1998-01	Baltimore, Md.	Taylor, Tory	1995-98	Winter Garden, Fla.
Ryan, J. Ray	1923-25		Smallwood, Yawin	2011-13	Worcester, Mass.	Taylor, Victor	1989-90	Meriden, Conn.
Ryan, Mike	2009-11	Tamaqua, Pa.	Smey, Joseph	1964-66	Naugatuck, Conn.	Teggart, Dave	2008-11	Northborough, Mass.
Ryan, Rohan	1994	Brooklyn, N.Y.	Smith, Aaron	2005	Washington, D.C.	Tellier, Ray	1970-72	West Haven, Conn.
Rymash, Ron	1951-54	New London, Conn.	Smith, Brandon	1998-99	Dana Point, Calif.	Terry, Marsha	2016-17	Columbus, N.J.
Ryngala, Kenneth	1969	Seaford, N.Y.	Smith, Charles	1964	East Orange, N.J.	Testa, Rocco	1976-77	Bristol, Conn.
S			Smith, Donald	1981, 83-84	New Haven, Conn.	Theodoss, Jeff	1973-74	Southbridge, Mass.
Sabino, Don	1951, 53	Watertown, Mass.	Smith, J. Brian	1962-63	Hartford, Conn.	Thies, John	1969	Glenbrook, Conn.
Sadek, John	1958-60	Springfield, Mass.	Smith, Jahi	2003, 05-06	Suitland, Md.	Thomas, Donald	2006-07	West Haven, Conn.
Sadlon, Edward "Stewart"	1969-70		Smith, Johnathon	2005-06	Camp Hill, Pa.	Thomas, Noel	2014-16	Norwalk, Conn.
			Smith, Mike	2008-12	Houston, Texas	Thomas, Jeff	1977-80	Forestville, Conn.
			Smith, Pat	1989-92	Bethel, Conn.	Thompkins, Jamie	1979, 81-82	New Britain, Conn.
Sadlon, William	1967-70	Woodbury, Conn.	Smith, Steven	1965-67	Madison, N.J.	Thompson, Aundre	1974	Bogalusa, La.
Sager, Maurice	1934		Smith, Terrance	2000-03	Pompano Beach, Fla.	Thompson, Bruce	1972-73	Bogalusa, La.
St. Marie, George	1931-32		Smith, Walter	1917		Thompson, Donald	1972-74	Bogalusa, La.
Salafia, Joseph	1956	Meriden, Conn.	Smoot, Greg	1999-01	Edgewood, Md.	Thompson, Henry	1993-95	Miami, Fla.
Saleeby, Dan	1990-92	Cos Cob, Conn.						



2018 UCONN FOOTBALL

Thompson, Jason	2016-17	Shelton, Conn.	Watkins, Anthony	2016-17	Fort Meade, Md.	Zito, Mike	1968-69	East Haven, Conn.
Thompson, John	1936-37		Webb, Jon "Jody"	1977-80	Bridgeport, Conn.	Zochowski, Richard	1966	East Brunswick, N.J.
Thompson, Paul	1936		Wehger, Ronald	1924		Zollin Arthur	1924-26	
Thompson, William	1924		Wesley, Kevin	1989-90	Wintersville, Ohio	Zweig, Don	1970-72	Rockaway, N.J.
Tice, Robert	1966	Somerville, N.J.	West, Roy	1941				
Tierney, Chris	1975	Commack, N.Y.	Westcott, Jason	1998	Stockton, Calif.			
Timko, Ryan	1997-00	DeLand, Fla.	Westfort, Ron	1965				
Timko, Wes	1999-02	DeLand, Fla.	Westmark, Brad	2017				
Tiner, Ralph	1967-69	Somerville, N.J.	Wetmore, James	1944				
Tinsley, Frederick	1962	Hartford, Conn.	Wezowicz, Robert	1949-50	Windsor Locks, Conn.			
Tinsley, Phil	1951-53	Berlin, Conn.	Whaley, Dave	1964-65	New Castle, Del.			
Todman, Jordan	2008-10	North Dartmouth, Mass.	White, Gerry	1960-62	Haverhill, Mass.			
Toffolon, John	1940-42		White, Jeann	1966-67	Lincoln Park, N.J.			
Tollefsen, Gerard	1989-91	Pembroke Pines, Fla.	White, Webster	1923				
Tombari, Pheno	1927-28		Whitley, Paul	1955-57	Andover, Mass.			
Tonsing, Trey	2005, 2008	Waldorf, Md.	Whitmer, Chandler	2012-14	Newnan, Ga.			
Tony, H.	1917		Wholley, Jon	2004	Southington, Conn.			
Torkelson, Eric	1972-73	Burnt Hills, N.Y.	Wieczorek, Zigmund	1940				
Torre, Joe	1974	East Haven, Conn.	Wilburn, Gary	2009-11	Washington, Ga.			
Tortolani, Paul	1968-69	Port Chester, N.Y.	Wilburn, Jimmy	1983	North Bedford, Conn.			
Towns, Christopher	1999	West Wyoming, Pa.	Wilcox, Al	1982	Moosup, Conn.			
Tracewski, Edward	1946-47	Eymon, Pa.	Wilkins, Jamar	1997-2000	Fairview, N.J.			
Tracey, Ryan	2000	Upland, Calif.	Wilkinson, Richard	1931-32				
Treat, Robert	1958, 60-61	Middlefield, Conn.	Williams, Arthur "Pop"	1925-27	Jewett City, Conn.			
Trechock, Chester	1984-85	Piscataway, N.J.	Williams, Brandon "Courtney"	1995-98	Milford, Conn			
Tremblay, Sean	1996-97	Port Jefferson Station, N.Y.	Williams, Donovan	2016-17	Dumfries, Va..			
Trepanier, George	1957	Springfield, Mass.	Williams, James	1930				
Trichka, Bob	1957-59	Bridgeport, Conn.	Williams, Jason	2002-05	McKeesport, Pa.			
Tritz, Rob	1998-99	Huntington Beach, Calif.	Williams, Jerome	2011	Burlington Township, N.J.			
Trivella, Rob	1980-83	Torrington, Conn.	Williams, Jhavon	2013-16	Wellington, Fla.			
Trojanowski, Walt	1942, 45-46, 49	Bridgeport, Conn.	Williams, Julius	2004, 06-08	Decatur, Ga.			
Trottier, Normand	1963	Biddeford, Maine	Williams, Kyle	2017	Hamden, Conn.			
Trumbull, John	1964-65	Westfield, Mass.	Williams, Leroy	1973-75	New Haven, Conn.			
Tucker, Scipio	1964	Darien, Conn.	Williams, Nick	2009-12	East Windsor, N.J.			
Tulp, LeRoy	1947-49	New Haven, Conn.	Williams, Stanley	2006	Hartford, Conn.			
Turco, Nicholas	1966, 68	West Orange, N.J.	Williams, Trevardo	2009-12	Bridgeport, Conn.			
Turshen, Richard	1944, 47-48		Willis, Chris	1999-00	Whittier, Calif.			
Tuzil, William	1969-71	New York, N.Y.	Wilman, Tim	2012-13	Fulton, Md.			
Tyson, Jerry	1981	Stamford, Conn.	Wilson, Beverly	1929-30				
U			Wilson, Darrell	1976-80	Pennsauken, N.J.			
Umberger, Rusty	1977-80	Fairfax, Va.	Wilson, Hiram	1944				
Urda, Larry	1962-63	Bridgeport, Conn.	Wilson, Ken	2000-01	Philadelphia, Pa.			
Urso, Kevin	1983, 85	New Britain, Conn.	Wilson, Kenneth	1926-28				
Usher, Brian	1971-73	Stamford, Conn.	Wilson, Lawrence	2007-10	Tuscaloosa, Ala.			
V			Wilson, O'Neil	2001-03	Scarborough, Ont.			
Valente, Tony	1992-93	Albany, N.Y.	Winer, Frank	1939				
Van Demark, Ryan	2017	Princeton, N.J.	Winn, Kane	1983, 84	Stamford, Conn.			
Vanderrest, Bill	1997-99	Endicott, N.Y.	Winzler, John	1939				
Vann, Marquise	2012-15	Cincinnati, Ohio	Wirth, Ryan	2011-12	Medford, N.J.			
Vaughn, Robert	2006-09	North Attleboro, Mass.	Witten, Lindsey	2006-09	Cleveland, Ohio			
Vechery, Brendon	2015-17	Ashburn, Va.	Wolcott, Raymond	1949	Westfield, Mass.			
Verdi, Todd	1990-92	New Britain, Conn.	Wolf, Justin	2003	Monroe, Conn.			
Vereen, Linwood	1987-90	Bridgeport, Conn.	Wolfe, Charles	1946-48	Middletown, Conn.			
Vernet, Ron	1956-57	Tyngsboro, Mass.	Wood	1914				
Vernieri, T.J	2016-17	Long Valley, N.J.	Wood, Barry	1982-84	Altoona, Pa.			
Vibberts, Scott	1987-89	Stafford Springs, Conn.	Woodcock, Jeff	2017	Middleton, Conn.			
Vibert	1912		Woods, Daryl	1998-99	Bridgeport, Conn.			
Vicidomino, Graig	2005-06	Seymour, Conn.	Woolley, Douglas	1965, 67	Trumbull, Conn.			
Villapiano, Joe	2002	Oakhurst, N.J.	Wozenski, Edward	1936				
Viscount, Joe	1950-52	Milford, Conn.	Wozenski, Joseph	1940				
Vitale, Nick	2016	Madison, Conn.	Wreh-Wilson, Bliidi	2009-12	Edinboro, Pa.			
Voight, Robert	1945		Wrigley, Lee	1978-80	New Haven, Conn.			
Volpe, Anthony	1976-77	North Haven, Conn.	Wyatt, Curtis	1972-73	Edison, N.J.			
Volpe, Bob	1979		Wylie, Kelmetrus	2008-09	Washington, Ga.Y			
von Harten, Peder	2005	Marlboro, N.J.	Yesukiewicz, Joseph	1930				
W			Yesukiewicz, Stanley	1931-32				
Wadsworth, Daniel	1947-48		Yodis, Greg	1997-98	Philadelphia, Pa.			
Waggoner, Louis	1996-98	Vernon, Texas	Youmatz, Henry	1945				
Wagner, Cole	2010-13	York, Pa.	Young, Brandon	2002-03, 05-06	Morganza, Md.			
Wahnowsky, Paul	1963	Stamford, Conn.	Youngberg, Nathan	1995	Orange, Conn.			
Wain, Justin	2014-2016	Wilmington, N.C.	Younger, Jordan	1997-99	Trenton, N.J.			
Wakely, Paul	1971		Yuen, Andrew	1964, 66	New Rochelle, N.Y.			
Walker, Heath	1992-95	Hopkinton, Mass.	Yukna, Alfred	1946-47				
Walker, John	1994	Fort Lauderdale, Fla.	Yurek, John	2010	Greencastle, Pa.			
Walker, Mike	1992-94	Syracuse, N.Y.	Yusiewicz, John	1939				
Walker, Mike	1979	East Lyme, Conn.	Z					
Wallace, Perry	1920		Zaleski, Henry	1949-50				
Wallace, Razul	1999-02	Hicksville, N.Y.	Zambrovitz, Gregg	1986, 88	East Brunswick, N.J.			
Waller, John	1947	Greenfield, Mass.	Zavarella, Savin	1931-32				
Wallner, Bill	1956-58		Zecchino, Nick	2016-17	Cedar Grove, N.J.			
Walsh, Matthew	2013-16	Madison, Conn.	Zelesnikar, Robert	1949	Duluth, Minn.			
Walsh, Mike	1983-85	Voluntown, Conn.	Zenkert, Paul	1991-94	Colts Neck, N.J.			
Walsh, Pat	1992-95	East Islip, N.Y.	Ziccardi, Michael	2000	Coral Springs, Fla.			
Waltman, Edward	1938-40, 45		Ziegler, Lou	1984	Red Bank, N.J.			
Walton, Ted	1976, 78-79	Bridgeport, Conn.	Ziemiecki, Rob	1994	Burlington, Conn.			
Wandy, Joseph	1930-32		Zimmerman, Robert	1944				
Ward, Jason	2004-06	St. Hippolyte, Que.	Zinser, John	1958-59	Danbury, Conn.			
Warren, Adolph	1931-32		Zisk, Ed	1952-53	Higganum, Conn.			
Warren, Robert	1969-71	East Norwich, N.Y.						

HISTORICAL TIMELINE



1897

1896

The history of intercollegiate football at the University of Connecticut begins with the formation of the Athletic League of New England State Colleges. Connecticut, Massachusetts and Rhode Island join for the purpose of scheduling regular meetings in football and baseball. Connecticut is known as Storrs Agricultural College.

1897

A year of firsts, all in one game; first game against Rhode Island, first game against a collegiate opponent and first game in the newly formed conference. S.A.C. wins 22-8.

1899


Storrs Agricultural College changes its name to Connecticut Agricultural College.

1901

The 1901 squad finished 8-2 and registered six shutouts on the season, including five straight in one stretch. Rhode Island was the only intercollegiate opponent on the schedule and was one of the shutout victims, falling to the "Aggies" of Connecticut Agricultural College by a count of 27-0.

1919

Gardner Dow, a native of New Haven, dies on September 20, 1919, after making a spectacular flying tackle in a game at New Hampshire. Dow suffered a concussion of the brain. The athletic fields behind Hawley Armory were named after him and served as the site of home games for football, baseball, soccer, lacrosse and track meets.



Gardner Dow



1919

1923

Connecticut enters the New England Conference, which includes all New England state schools except for the University of Vermont.

1924

This squad is down in the annals as one of the school's finest, finishing 6-0-2 and winning the New England Conference Championship. The Aggies are said by the New York Times to be among the best teams in the country and the team defense finishes first in the nation. The team gave up only 13 points all season and only three in the final seven games.

Senior team captain Martin "Red" O'Neill is the school's first All-America candidate, leading the 1923 and 1924 teams. As legend has it, his career started in 1922 during a loss to Springfield College. A Connecticut Agricultural College (now UConn) player was injured and the coaches could find no one to replace him among the reserves. Someone spotted O'Neill watching the game from the stands and called to him to join in the game. He threw on a uniform and stepped into the line-up, where he would remain for three seasons.



Martin "Red" O'Neill – UConn's first All-America Candidate

1934

First season for head coach J.O. Christian. The school receives big press coverage at the end of the 1-7 campaign for stealing the Rhody Ram mascot before the game with Rhode Island (pictured above).

1935

First football team to come in early for preseason camp at the expense of the school.

1939

First season as the University of Connecticut; team defeats Coast Guard, 14-0, in the first game ever played under flood lights at Gardner Dow Field.



1934



2018 UCONN FOOTBALL



1945

1942, 1944-1945

During the war years, head coach J.O. Christian and the Huskies put together a three-year stretch like none other in school history. In that three-season span (with no football being played in 1943), Connecticut won 20 of 24 contests. The Huskies registered separate winning streaks of six, eight and five games and shutout their opponents in 13 of the 20 wins.

1945

UConn tailback Walt Trojanowski shares the NCAA scoring title with Doc Blanchard of Army. Both men scored 132 points on the season.

1947

UConn becomes a charter member of the Yankee Conference.

1953

Memorial Stadium opens with a 26-6 Connecticut win over St. Lawrence on October 10, 1953. The 1953 season also marked the first appearance at a football game for the marching band.

1956-1960

UConn captures five straight Yankee Conference Championships, a league-record for consecutive titles won or shared. During that span, the Huskies compile a 17-1-2 record in Yankee Conference play and go 18 league contests before their lone loss in the stretch, to New Hampshire.

1965

UConn beats Yale for the first time ever (pictured above), on September 25, 1965, 13-6. UConn becomes the first school from within the state of Connecticut to ever beat Yale.

1969

UConn joins the NCAA in celebrating the 100th anniversary of college football by selecting an 11-member All-Time UConn team. More than 130 UConn football players receive votes in the balloting of fans, alumni and former players.

1967-73

Connecticut captures four Yankee Conference championships in a seven-season span, going 27-6-3 in league play during that stretch.

1983

Linebackers John Dorsey and Vernon Hargreaves become the first teammates in UConn football history to earn All-America honors in the same season. The duo combined for more than 300 tackles and helped UConn to a share of the Yankee Conference Championship.



1958

1989

UConn plays the first night game in the history of Memorial Stadium on September 23, 1989, and defeats New Hampshire, 20-10.

1990

Matt DeGennaro finishes his Husky career as the leading passer in the history of the Yankee Conference, totaling 9,288 yards and 73 touchdowns.

1995

UConn matches the most successful start in school history by winning its first six games of the year. Senior captain Wilbur Gilliard becomes the all-time leading rusher in school history. Gilliard finishes his career with 2,624 rushing yards. The 1995 team finishes 8-3 and ties the school record for wins in a season. The squad finished the year ranked No. 23 in the national I-AA top 25.

1998

UConn football celebrates its 100th season with a school-record 10 wins and advances to the NCAA I-AA football playoffs for the first time. UConn defeats Hampton, 42-34, in its first playoff game and advances to the NCAA Quarterfinals. The Huskies finish the season ranked No. 7 in the national I-AA rankings. Senior quarterback Shane Stafford is the only active player named to the UConn Football 100th Anniversary All-Time Team and finishes his career in the top two of every quarterbacking category in school history.

1999

Randy Edsall becomes UConn's 27th head coach and leads the Huskies through their final season in Division I-AA. UConn finishes 4-7, but wins its first ever game against a Division I-A opponent, beating Buffalo 23-0 on September 16.

2000

UConn begins play as a Division I-A Independent. The team earns two wins over Division I-A opponents and sets a single-season record for average home attendance (14,166), playing before the three largest crowds in school history (all advance sellouts) in their first three home games.

2001

UConn earned its first-ever victory over a BIG EAST opponent as Marc Hickok nailed a career-long 47-yard field goal with 3:04 remaining in the game to lift the Huskies to a 20-19 win over Rutgers.



1965

HISTORICAL TIMELINES



2003



2004



2007



2010

2002

UConn has a breakthrough season, posting a 6-6 record, including a win at Big 12 member Iowa State, which would advance to a bowl game. For the first time, the NCAA included UConn in the Division I-A statistics and the Huskies placed in the national top five in passing defense and ranked 19th in total defense. Terry Cautley was the nation's leading freshman rusher with 1,247 yards on the year. The Huskies closed a 50-year run at Memorial Stadium with a 63-21 win over Kent State in which Cautley tied an NCAA record by scoring four touchdowns in one quarter.

2003

UConn made its debut at Rentschler Field, playing to 93% capacity (37,059). The large home crowds helped push the Huskies to a 9-3 record, including a 34-10 win over Big Ten member Indiana on opening day.

2004

UConn made its debut as a member of the BIG EAST Conference in style as the Huskies finished one game back of the leaders and earned a berth in the Motor City Bowl. The Huskies led the conference in both total offense and total defense while Cornell Brockington led the BIG EAST with 1,218 rushing yards. The season ended with a win over Toledo in the Motor City Bowl as quarterback Dan Orlovsky was named MVP.

2007

UConn captured its first-ever BIG EAST Championship and appeared in the Meineke Car Care Bowl, selling out its allotment of 12,500 tickets for the game in Charlotte, N.C. During the season, UConn earned its first-ever national rankings, peaking at No. 16 in the AP Poll and No. 13 in the BCS.

2008

UConn advanced to a bowl in consecutive seasons for the first time in school history and defeated Buffalo in the 2009 International Bowl in Toronto. Running back Donald Brown led the country in rushing with 2,083 yards and became UConn's first All-American since the program moved to the FBS. Brown was also named the BIG EAST Offensive Player of the Year – UConn's first-ever BIG EAST individual award winner. Following the season, the Huskies had four players taken in the first two rounds of the NFL Draft.

2009

Connecticut advances to a bowl game for the third-straight season and posts a 20-7 win over South Carolina. The Huskies endured an emotional season with the death of teammate Jasper Howard on Oct. 19, but came back to win its final four games, including a 33-30 double overtime win at Notre Dame.

2010

UConn appears in a Bowl Championship series game for the first time as it plays Oklahoma in the Tostitos Fiesta Bowl. The Huskies won five consecutive games to close the regular season and claim the BIG EAST Championship and a trip to the BCS. Running back Jordan Todman was unanimously named the BIG EAST Offensive Player of the Year and was an All-American pick. Todman was also the second-leading rusher in the country. Nick Williams led the country in kickoff return average.

2012

Following the 2012 season, a record five Huskies are selected in the 2013 NFL Draft. Dwayne Gratz, Sio Moore and Bliid Wreh-Wilson are all taken in the third round while Trevardo Williams goes in the fourth and Ryan Griffin in the sixth.

2013

An all-time record crowd of 42,704 pack Rentschler Field as the Huskies took on Michigan on Sept. 21. Following the season, former Notre Dame defensive coordinator Bob Diaco was named the head coach of the Huskies.

2015

Diaco led UConn to an appearance in the St. Petersburg Bowl against Marshall in just his second year as Husky coach. The Huskies posted a 20-17 win over No. 13 Houston on November 21 at Pratt & Whitney Stadium at Rentschler Field.



2018 UCONN FOOTBALL

TOTAL OFFENSE

Yards

- 1. 261 Donald Brown, 2009 International
- 2. 239 Dan Orlovsky, 2004 Motor City

Plays

- 1. 41 Dan Orlovsky, 2004 Motor City
- 2. 39 Zach Frazer, 2011 Tostitos Fiesta
- 3. 36 Bryant Shirreffs, 2015 St. Petersburg

All-Purpose Yards

- 1. 261 Donald Brown, 2009 International
- 2. 157 Larry Taylor, 2004 Motor City

RUSHING

Carries

- 1. 33 Andre Dixon, 2010 Papajohns.com
- 2. 32 Jordan Todman, 2011 Tostitos Fiesta
- 3. 29 Donald Brown, 2009 International

Net Yards

- 1. 261 Donald Brown, 2009 International
- 2. 126 Andre Dixon, 2010 Papajohns.com

RUSHING – QUARTERBACKS

Rushing Yards

- 1. 75 Bryant Shirreffs, 2015 St. Petersburg
- 2. 32 Tyler Lorenzen, 2009 International
- 3. 24 Tyler Lorenzen, 2007 Meineke Car Care

PASSING

Attempts

- 1. 41 Dan Orlovsky, 2004 Motor City
- 2. 39 Zach Frazer, 2011 Tostitos Fiesta

Completions

- 1. 20 Dan Orlovsky, 2004 Motor City
- 2. 19 Zach Frazer, 2011 Tostitos Fiesta

Net Yards

- 1. 239 Dan Orlovsky, 2004 Motor City
- 2. 223 Zach Frazer, 2011 Tostitos Fiesta
- 3. 107 Zach Frazer, 2010 Papajohns.com

Completion Percentage

- 1. 66.6% Tyler Lorenzen, 2009 International
- 2. 55.8% Bryant Shirreffs, 2015 St. Petersburg
- 3. 50.0% Tyler Lorenzen, 2007 Meineke Car Care

Touchdown Passes

- 1. 2 Dan Orlovsky, 2004 Motor City
- 2. 1 Tyler Lorenzen, 2009 International
- Zach Frazer, 2010 Papajohns.com

Interceptions (Thrown)

- 1. 2 Zach Frazer, 2011 Tostitos Fiesta
- 2. 1 Three Tied

RECEIVING

Receptions

- 1. 9 Keron Henry, 2004 Motor City
- 2. 5 Arkeel Newsome, 2015 St. Petersburg
- 3. 4 Four Tied

Net Yards

- 1. 109 Keron Henry, 2004 Motor City
- 2. 47 Matt Cutaia, 2004 Motor City

Touchdown Receptions

- 1. 1 4 players tied

RECEIVING – TIGHT ENDS

Receptions

- 1. 4 Ryan Griffin, 2011 Tostitos Fiesta
- 2. 2 Alec Bloom, 2015 St. Petersburg
- Steve Brouse, 2007 Meineke Car Care

Net Yards

- 1. 48 Ryan Griffin, 2011 Tostitos Fiesta
- 2. 26 Steve Brouse, 2007 Meineke Car Care

PUNTING

Number

- 1. 7 Cole Wagner, 2011 Tostitos Fiesta
- Des Cullen, 2007 Meineke Car Care

Net Yards

- 1. 328 Cole Wagner, 2011 Tostitos Fiesta
- 2. 306 Desi Cullen, 2007 Meineke Car Care

Average

- 1. 46.9 Cole Wagner, 2011 Tostitos Fiesta
- 2. 43.7 Desi Cullen, 2007 Meineke Car Care

PUNT RETURNS

Number

- 1. 6 Jasper Howard, 2009 International
- Reggie McClain, 2010 Papajohns.com
- 2. 3 Larry Taylor, 2007 Meineke Car Care

Net Yards

- 1. 75 Larry Taylor, 2007 Meineke Car Care
- 2. 46 Jasper Howard, 2009 International

Touchdowns

- 1. 1 Larry Taylor, 2007 Meineke Car Care
- Larry Taylor, 2004 Motor City

KICKOFF RETURNS

Number

- 1. 6 Nick Williams, 2011 Tostitos Fiesta
- 2. 4 Jordan Todman, 2009 International

Net Yards

- 1. 137 Nick Williams, 2011 Tostitos Fiesta
- 2. 124 Jordan Todman, 2009 International

SCORING

Touchdowns

- 1. 2 Tyler Lorenzen, 2009 International

PAT/Kick

- 1. 5 Dave Teggart, 2009 International
- 2. 3 Matt Nuzie, 2004 Motor City

Field Goals/Attempts

- 1. 4/5 Matt Nuzie, 2004 Motor City
- 2. 2/2 Dave Teggart, 2010 Papajohns.com

Total Points

- 1. 15 Matt Nuzie, 2004 Motor City
- 2. 12 Tyler Lorenzen, 2009 International

DEFENSE

Tackles

- 1. 18 Maurice Lloyd, 2004 Motor City
- 2. 14 Andrew Adams, 2015 St. Petersburg
- 3. 11 Scott Lutrus, 2011 Tostitos Fiesta

Tackles for Loss

- 1. 3.5 Maurice Lloyd, 2004 Motor City
- Robert McClain, 2009 International

Interceptions

- 1. 1 7 players tied

Yards (Returned)

- 1. 100 Dahna Deleston, 2009 International
- 2. 46 Dwayne Gratz, 2011 Tostitos Fiesta

Interception Return Touchdowns

- 1. 1 Dahna Deleston, 2009 International

SUPERLATIVES

Longest Field Goal

- 1. 52 yards Bobby Puyol, 2015 St. Petersburg
- 2. 44 yards Dave Teggart, 2010 Papajohns.com
- 2. 42 yards Dave Teggart, 2009 International

Longest Run from Scrimmage

- 1. 75 yards Donald Brown, 2009 International
- 2. 58 yards Donald Brown, 2007 Meineke Car Care

Longest Interception Return

- 1. 100 yards Dahna Deleston, 2009 International

Longest Punt

- 1. 57 yards Cole Wagner, 2011 Tostitos Fiesta
- 2. 55 yards Desi Cullen, 2009 International
- 3. 53 yards Justin Wain, 2015 St. Petersburg
- Desi Cullen, 2010 Papajohns.com

Longest Punt Return

- 1. 68 yards Larry Taylor, 2007 Meineke Car Care
- Larry Taylor, 2009 International

Longest Kickoff Return

- 1. 95 yards Robbie Frey, 2011 Tostitos Fiesta
- 2. 63 yards Tyvon Branch, 2007 Meineke Car Care
- 3. 54 yards Larry Taylor, 2004 Motor City

Longest Pass Play

- 1. 44 yards Dan Orlovsky to Keron Henry, 2004 Motor City



2004 MOTOR CITY BOWL

Connecticut 39, Toledo 10

December 27, 2004 • Ford Field • Detroit, Mich. • Attendance: 52,552

UConn (8-4)	17	13	3	6	—	39
Toledo (9-4)	0	7	3	0	—	10



Presented By: General Motors, DaimlerChrysler, Ford

First Quarter: UC-Matt Nuzie 35 field goal 12:05 (8 plays, 41 yards, 2:55); UC-Jason Williams 32 pass from Dan Orlovsky (Nuzie kick) 4:41 (4 plays, 36 yards, 1:43); UC-Larry Taylor 68 punt return (Nuzie kick) 2:31.

Second Quarter: UT-Bruce Gradkowski 1 run (Jason Robbins kick) 10:53 (13 plays, 63 yards, 6:27); UC-Brian Sparks 7 pass from Orlovsky (Nuzie kick) 7:42 (8 plays, 41 yards, 3:11); UC-Nuzie 37 field goal 1:24 (11 plays, 55 yards, 3:23); UC-Nuzie 25 field goal 0:00 (6 plays, 53 yards, 0:55).

Third Quarter: UT-Robbins 27 field goal 11:47 (9 plays, 56 yards, 3:13); UC-Nuzie 36 field goal 1:53 (13 plays, 56 yards, 5:58).

Fourth Quarter: UC-Matt Lawrence 11 run (Nuzie kick blocked) 0:25 (5 plays, 45 yards, 2:52).

INDIVIDUAL STATISTICS

Rushing (Att-Yds-TD): UC- Brockington 15-72-0, Bellamy 9-55-0, Williams, Ja. 1-14-0, Lawrence 1-11-1, Anderson 4-10-0, Orlovsky 1-(-3)-0. UT- Dawson 19-78-0, Council 10-10-0, Parmele 4-4-0, Gradkowski 4-(-1)-1, Higgins 1-(-4)-0, Body 1-(-9)-0

Passing (Att-Cmp-Int-Yds-TD): UC- Orlovsky 41-20-1-239-2. UT- Council 28-16-2-160-0, Gradkowski 12-6-0-43-0.

Receiving (Rec-Yds-TD): UC- Henry 9-109-0, Williams, Ja. 3-43-1, Cutaia 2-47-0, McLean 2-13-0, Anderson 1-10-0, Sparks 1-7-1, Murray 1-6-0, Bellamy 1-4-0. UT- Moore 5-48-0, Odum 5-27-0, Holmes 4-47-0, Higgins 2-35-0, Broussard 2-13-0, Dawson 2-7-0, Parmele 1-15-0, Hudson 1-11-0.

TEAM STATISTICS

	CONN	UT
First Downs	20	20
Rushing	31-159	39-78
Passing Yards	239	203
Att-Comp-Int	41-20-1	40-22-2
Total Offense	72-398	79-281
Average	5.5	3.6
Fumbles-Lost	0-0	2-1
Penalties-Yards	5-44	4-35
Punts-Average	3-30.3	6-32.3
Punt Returns	2-69	1-7
Kickoff Returns	3-101	5-83
INT Ret.-Yards	2-0	1-0
Possession	28:18	31:42
3rd Down Conv.	8 of 17	8 of 18

Dan Orlovsky earned Most Valuable Player honors after going 20 of 41 in the air for 239 yards and two touchdowns as UConn defeated MAC Champion Toledo by a 39-10 score in the 2004 Motor City Bowl, UConn's first ever bowl appearance.

In addition to Orlovsky's honor, Tyler King was named the United Auto Workers Lineman of the Game.

The Huskies were led in rushing by Cornell Brockington, who had 15 carries for 72 yards. The leading receiver on the day for UConn was Keron Henry with nine catches for 239 yards.

UConn got out of the gates early, and set a Motor City Bowl record, by scoring 17 points in the first quarter while shutting the Rockets out. The Huskies took the opening drive 41 yards on eight plays to set up a 35-yard field goal by Matt Nuzie. Nuzie went on to kick three more field goals, for a total of four, to set a new Motor City Bowl record and tie a UConn single-game record.

The Huskies scored the first touchdown of the contest as Orlovsky, after eluding a blitzing Rocket, hit Jason Williams in the corner of the end zone for a dazzling 32-yard TD pass on a fourth and six play.

The final points of the first quarter came as Larry Taylor returned a punt 68 yards for a score.


Toledo scored its first points of the game as it grinded out a 13-play, 63-yard drive that ended with a one-yard touchdown run by quarterback Bruce Gradowski.

The Huskies scored 13 more points in the second quarter to take a 30-7 lead at the half. Orlovsky threw a seven-yard TD pass to Brian Sparks, whose sliding catch with 7:42 left in the half capped an eight-play, 41-yard drive. That touchdown was set up by a 54-yard kickoff return by Taylor.

Nuzie kicked a pair of field goals in the final 1:24 of the half – a 37-yarder and a 25-yarder on the final play of the half.

The teams traded a pair of field goals for the only scoring of the third quarter as Jason Robbins hit a 27-yard field goal for Toledo 3:13 into the half while Nuzie hit a 36-yarder with 1:53 left to play in the quarter.

The only scoring of the fourth quarter came with 25 seconds remaining as sophomore Matt Lawrence scored a touchdown on an 11-yard run.





2007 MEINEKE CAR CARE BOWL

Wake Forest 24, Connecticut 10

December 29, 2007 • Bank of America Stadium • Charlotte, N.C. • Attendance: 53,126



UConn (9-4)	7	3	0	0	—	10
Wake Forest (9-4)	0	0	14	10	—	24

First Quarter: UC-Larry Taylor 68 punt return (Tony Ciaravino kick) 2:38.

Second Quarter: UC-Ciaravino 29 field goal 5:00 (8 plays, 80 yards, 2:21).

Third Quarter: WF-Josh Adams 38 run (Sam Swank kick) 12:44 (6 plays, 66 yards 2:08); WF-John Tereshinski 20 pass from Riley Skinner (Swank kick) 3:27 (6 plays, 29 yards, 2:31).

Fourth Quarter: WF-Swank 43 field goal 11:53 (7 plays, 33 yards, 3:01); WF-Micah Andrews 9 run (Swank kick) 0:29 (8 plays, 62 yards, 3:36).

INDIVIDUAL STATISTICS

Rushing (Att-Yds-TD): UC-Brown, Do. 13-72-0, Lorenzen 10-24-0, Dixon 7-19-0. WF- Adams 19-66-1, Andrews 8-64-1, Skinner 6-16-0, Moore 3-(-2)-0.

Passing (Att-Cmp-Int-Yds-TD): UC-Lorenzen 26-13-1-98-0, Brown, De. 3-0-0-0-0. WF- Skinner 38-29-1-268-1.

Receiving (Rec-Yds-TD): UC-Kanuch 3-36-0, Brouse 2-25-0, Gaulden 2-16-0, Jeffers 2-11-0, Taylor 2-8-0, Bedard 1-9-0, Brown, Do. 1-(-7)-0. WF-Moore 11-112-0, Brinkman 3-30-0, Smith 3-13-0, Adams 3-2-0, Boldin 2-47-0, Tereshinski 2-30-1, Marion 2-6-0, Selmon 1-19-0, Williams 1-7-0, Bryant 1-2-0.

Wake Forest quarterback Riley Skinner was 29-of-38 in the air for 268 yards and a touchdown to lead the Demon Deacons to a 24-10 victory over UConn in the 2007 Meineke Car Care Bowl before a crowd of 53,126 at Bank of America Stadium.

The two halves were mirror images of each other as UConn shutout Wake Forest in the first half and the Demon Deacons held the Huskies scoreless in the second.

The contest was the second bowl game in the last four years for UConn – who has been playing as a member of the BIG EAST for only four years. The Huskies defeated Toledo in the 2004 Motor City Bowl. This year, UConn sold its entire allotment of

12,500 tickets for the bowl game in Charlotte – the second BIG EAST school to ever do that.

UConn led 10-0 at the half, but Wake Forest scored two third quarter touchdowns to take a 14-10 lead after three quarters.

Wake Forest took the opening possession of the second half and marched for a touchdown on a six-play, 66-yard drive. Josh Adams scored the touchdown on a 38-yard run 2:16 into the half.

The Demon Deacons took the lead for good on a 20-yard touchdown pass from Skinner to John Tereshinski on a third-and-14 play. Wake Forest made it 17-10 on a 43-yard field goal 3:07 into the final quarter by Sam Swank. The Demon Deacons sealed the win with a TD run by Micah Andrews in the final minute.


UConn was severely limited in the second half on offense as the Huskies had just 73 total yards of offense while the Deacons had 275.

UConn's Tyler Lorenzen was 13-of-26 in the air for 98 yards. Donald Brown led UConn in rushing with 13 carries for 72 yards. Brad Kanuch was the leading Husky receiver with three receptions for 36 yards.

Wake Forest senior wide receiver Kenny Moore was named the game's MVP as he made 11 receptions for 112 yards.

UConn scored all 10 of its points in the first half. Larry Taylor scored the only touchdown of the first half when he returned a punt 68 yards for a touchdown with 2:38 left in the first quarter. Ironically, Taylor had a 68-yard punt return for a TD in UConn's only other bowl game – a win over Toledo in the 2004 Motor City Bowl – which came with 2:31 left in the first quarter down the near (UConn) sideline running to the camera's right.

The only other first half points came with 5:00 left in the second quarter as Tony Ciaravino connected on a 29-yard field goal that finished an eight-play, 80-yard drive. That drive was highlighted by a 58-yard run by Brown on the first play of the drive.



TEAM STATISTICS

	CONN	WF
First Downs	9	23
Rushing	30-115	36-144
Passing Yards	98	268
Att-Comp-Int	29-13-1	38-29-1
Total Offense	59-213	74-412
Average	3.6	5.6
Fumbles-Lost	0-0	2-1
Penalties-Yards	2-30	1-6
Punts-Average	7-43.7	6-38.0
Punt Returns	3-75	4-26
Kickoff Returns	5-156	2-33
INT Ret.-Yards	1-(-2)	1-6
Possession	25:09	34:51
3rd Down Conv.	5 of 17	8 of 16





2009 INTERNATIONAL BOWL

Connecticut 38, Buffalo 20

January 3, 2009 • Rogers Centre • Toronto, Ontario • Attendance: 42,422



UConn (8-5)	7	10	7	14	—	38
Buffalo (8-6)	3	17	0	0	—	20

First Quarter: UB- AJ Principle 38 field goal 4:26 (4 plays, 3 yards, 1:36); UC- Donald Brown 45 run (Dave Teggart kick) 4:07 (1 play, 45 yards, 0:09).

Second Quarter: UC- Teggart 32 field goal 14:11 (8 plays, 26 yards, 3:13); UB- Ray Long 0 fumble recovery (Principle kick) 11:36; UB- Principle 29 field goal 8:22 (5 plays, 17 yards, 2:53) UB- James Starks 4 run (Principle kick) 7:55 (1 play, 4 yards, 0:13); UC- Tyler Lorenzen 13 run (Teggart kick) 4:01 (2 plays, 88 yards, 0:36).

Third Quarter: UC- Steve Brouse 4 pass from Lorenzen (Teggart kick) 5:22 (7 plays, 56 yards, 3:25).

Fourth Quarter: UC- Lorenzen 15 run (Teggart kick) 4:44 (9 plays, 68 yards, 4:48); UC- Dahna Deleston 100 interception return (Teggart kick) 2:15.

INDIVIDUAL STATISTICS

Rushing (Att-Yds-TD): UC- D. Brown 29-261-1, Todman 7-62-0, Lorenzen 12-32-2, Sherman 1-3-0. UB-Starks 13-25-1, Thermilus 3-5-0, Wily 3- -6-0.

Passing (Att-Cmp-Int-Yds-TD): UC-Lorenzen 6-4-0-49-1. UB-Wily 43-29-1-213-0.

Receiving (Rec-Yds-TD): UC Moore 1-18-0, Butler 1-16-0, Sherman 1-11-0, Brouse 1-4-1. UB-Starks 11-21-0, Roosevelt 8-90-0, Hamlin 4-54-0, Rack 3-22-0, Jackson 2-17-0, Rice 1-9-0.



TEAM STATISTICS

	CONN	UB
First Downs	19	10
Rushing	49-358	19-24
Passing Yards	49	213
Att-Comp-Int	6-4-0	43-29-1
Total Offense	407	237
Average	7.4	3.8
Fumbles-Lost	6-5	0-0
Penalties-Yards	3-29	5-25
Punts-Average	3-42.0	10-43.5
Punt Returns	7-46	1-8
Kickoff Returns	5-128	7-110
INT Ret.-Yards	1-100	0-0
Possession	26:54	33:06
3rd Down Conv.	4 of 9	2 of 17

Donald Brown rushed for 261 yards on 29 carries and one TD to lead the University of Connecticut to a 38-20 victory over Buffalo in the 2009 International Bowl. The game was played before a crowd of 40,184 at the Rogers Centre in Toronto. The crowd was the highest in the three-year old history of the event.

Brown was named the Most Valuable Player of the Game. UConn tailback Jordan Todman also enjoyed a fine day with seven carries for 62 yards.

The Husky defense was outstanding as it limited the Bulls to 237 yards of total offense and just 24 net yards of rushing. Buffalo had a total of 16 drives in the game and the Bulls only gained more than 30 yards on one of them. Buffalo had nine drives of ten yards or less.

Buffalo led 20-17 at halftime after a haphazard second quarter that saw the Huskies commit four turnovers that resulted in 17 points for the Bulls.

UConn scored the only points of the third quarter to take the lead for good in the game on a four-yard TD pass from quarterback Tyler Lorenzen to tight end Steve Brouse.

Dahna Deleston rounded out the scoring with a 100-yard interception return for a touchdown, making the score 38-20 with 2:15 to play.

In the second quarter, UConn kicker Dave Teggart connected on a 32-yard field goal 49 seconds into the period to give the Huskies a 10-3 lead.



The Husky defense then stopped the Bulls on three plays, but UConn then fumbled a punt return as the Bulls recovered the ball in the endzone for a touchdown to tie the game.

UConn then fumbled the ball on the second play of its next possession to give the Bulls the ball at the Husky 18. The UConn defense was valiant again and held Buffalo to six yards as A.J. Principle kicked a 29-yard FG for a 13-10 Bull lead with 8:22 to go. On the ensuing kickoff, UConn fumbled that return to give Buffalo the ball at the Husky four and the Bulls scored on first down on a rush by James Starks to make it 20-10 Bulls.

Lorenzen scored the final TD of the first half on a 13-yard run that was set up by a career-long 75 yard rush by Brown.

The Huskies outgained Buffalo 225-94 in the first half as the Huskies had just one pass attempt in the half. Brown had 207 yards of rushing in the first half.

UConn limited the Bulls to 40 yards of total offense in the first quarter and two first downs while the Huskies had 112 yards.



2010 PAPAJOHNS.COM BOWL

Connecticut 20, South Carolina 7

January 2, 2010 • Legion Field • Birmingham, Ala. • Attendance: 45,254



UConn (8-5)	10	3	0	7	—	20
SC (7-6)		0	0	0	7	—
						7

First Quarter: UC-Kashif Moore 37 pass from Frazer (Teggart kick) 6:37 (9 plays, 66 yards, 4:14); UC-Teggart 33 field goal 3:35 (5 plays, 16 yards, 1:21)

Second Quarter: UC-Teggart 44 field goal 8:56 (10 plays, 40 yards, 4:10)

Third Quarter: No Scoring

Fourth Quarter: UC-Andre Dixon 10 run (Teggart kick) 13:12 (9 plays, 35 yards, 3:53); SC-Brian Maddox 2 run (Lanning kick) 3:24 (2 plays, 40 yards, 0:47).

INDIVIDUAL STATISTICS

Rushing (Att-Yds-TD): UC- Dixon 33-126-1, Todman 9-36-0.
SC- Garcia 15-56-0, Miles 6-24-0.

Passing (Att-Cmp-Int-Yds-TD): UC-Frazer 21-9-0-107-1.
SC-Garcia 38-16-129-1-0.

Receiving (Rec-Yds-TD): UC-Easley 4-40-0, K. Moore 2-40-1, I. Moore 2-26-0, SC-Miles 4-23-0, Jeffrey 3-28-0, Gurley 3-14-0..

In a defensively-minded game, the University of Connecticut football team nearly shutout South Carolina in the Papajohns.com Bowl to earn the school's first win over a Southeastern Conference opponent. The game was played in front of a crowd of 45,254 at Legion Field, a Papajohns.com Bowl record attendance. UConn finished with the 20-7 victory earning their second-straight and third overall bowl victory.

TEAM STATISTICS

	CONN	SC
First Down	17	12
Rushing	48-146	26-76
Passing Yards	107	129
Att-Comp-Int	22-9-0	38-16-1
Total Offense	253	205
Average	3.6	3.2
Fumbles-Lost	1-1	1-1
Penalties-Yards	0-0	4-41
Punts-Average	6-37.2	7-42.3
Punt Returns	6-43	2-4
Kickoff Returns	2-39	5-93
INT Ret.-Yards	1-0	0-0
Possession	35:28	24:32
3rd Down Conv.	9-19	3-15

The Huskies shut out South Carolina in the first three quarters of the game and have shut out their bowl opponents in nine of 16 quarters played.

With his 126 yards on the day, senior tailback and Fred Sington Most Valuable Player Andre Dixon reached the 1,000-yard mark for the season becoming the 12th running back in UConn history to reach the mark and joining teammate Jordan Todman, who accomplished the feat earlier in the season. Todman finished the day with 36 yards.

This is the first time in UConn history that two running backs have rushed for over 1,000 yards in the same season. They join Nevada and Georgia Tech as NCAA FBS teams that have at least two players that have rushed for over 1,000 yards during the 2009 season.

Junior quarterback Zach Frazer was nine of 21 in the air for 106 yards and connected with sophomore Kashif Moore two times for 40 yards and a touchdown.

Stephen Garcia led South Carolina by passing for 129 yards on a 16 for 38 effort also rushing for 56 yards on the day. Alshon Jeffery grabbed three passes for 28 yards for the Gamecocks.


The Huskies were the first to get on the board after an unbelievable one-handed 37-yard grab by Moore, who tiptoed along the sidelines and extended into the endzone to put the Huskies up with 6:31 remaining in the first quarter.

South Carolina decided to attempt a fourth and short at its own 32-yard line but senior Lindsey Witten stepped up and stopped the rush as the Huskies took over in Gamecock territory. UConn got the ball down to the 16-yard line but settled for a 33-yard field goal by sophomore Dave Teggart to improve their lead to 10-0.

Teggart boosted the lead to 13-0 in the second quarter with 8:26 remaining in the game connecting on his second field goal of the game, a 44-yard boot, setting a new Papajohns.com Bowl record. Later in the quarter, South Carolina earned their first first down of the game with 7:37 left in the half. They only managed four first downs in the entire first half for a net of 84 yards.

After SC fumbled at their own 35-yard line, Dixon used the opportunity to record his first touchdown of the day, a 10-yard run to boost the Huskies lead to 20 with 13:12 remaining in the fourth quarter. Dixon's TD capped a 3:53 minute, nine play 35-yard drive.

The Gamecocks got on the board with 3:24 remaining in the game capitalizing on a blocked punt and scoring on a two-play 40-yard drive. Alex Molina recovered an onside kick for the Huskies as UConn ran out the clock.





2011 TOSTITOS FIESTA BOWL

Oklahoma 48, Connecticut 20

January 1, 2011 • University of Phoenix Stadium • Glendale, Ariz. • Attendance: 67,232



UConn (8-5)	0	10	10	0	—	20
Oklahoma (12-2)	14	6	14	14	—	48

First Quarter: OU-James Hanna 8 pass from Landry Jones (Jimmy Stevens kick) 10:09 (9 plays, 70 yards, 2:57); OU-Demarco Murray 3 run (Stevens kick) 00:24 (9 plays, 81 yards, 3:21)

Second Quarter: UC-Dwayne Gratz 46 interception return (Dave Teggart kick) 12:58; OU-Stevens 41 field goal 9:57 (9 plays, 56 yards, 3:01); OU-Stevens 24 field goal 2:05 (15 plays, 67 yards, 4:23); UC-Teggart 37 field goal 00:26 (7 plays, 36 yards, 1:31)

Third Quarter: OU-Cameron Kenney 59 pass from Jones (Stevens kick) 10:55 (4 plays, 80 yards, 1:01); OU-Jamell Fleming 55 interception return (Stevens kick) 9:44; UC-Robbie Frey 95 kickoff return (Teggart kick) 9:30; UC-Teggart 38 field goal 5:04 (9 plays, 49 yards, 2:21)

Fourth Quarter: OU-Ryan Broyles 5 pass from Jones (Stevens kick) 7:49 (10 plays, 88 yards, 3:25); OU-Tony Jefferson 22 interception return (Stevens kick) 2:40

INDIVIDUAL STATISTICS

Rushing (Att-Yds-TD): UC-Jordan Todman 32-121-0. OU-Demarco Murray 25-93-1.

Passing (Att-Cmp-Int-Yds-TD): UC-Zach Frazer 39-19-2-223-0. OU-Landry Jones 49-34-1-429-3.

Receiving (Rec-Yds-TD): UC-Anthony Sherman 3-63-0, Kashif Moore 4-62-0, Ryan Griffin 4-48-0. OU-Ryan Broyles 13-170-1, Cameron Kenney 7-154-1.

TEAM STATISTICS

	CONN	OU
First Down	19	27
Rushing	41-112	30-95
Passing Yards	223	429
Att-Comp-Int	39-19-2	50-34-1
Total Offense	335	524
Average	4.2	6.6
Fumbles-Lost	1-0	3-1
Penalties-Yards	3-25	1-3
Punts-Average	7-46.9	4-40.8
Punt Returns	1- -1	5-92
Kickoff Returns	9-270	4-73
INT Ret.-Yards	1-46	2-77
Possession	31:49	28:11
3rd Down Conv.	5-17	7-15

The University of Connecticut played in its first-ever Bowl Championship Game and dropped a 48-20 decision to seventh-ranked Oklahoma in the 2011 Tostitos Fiesta Bowl before a crowd of 67,232 at the University of Phoenix Stadium.

UConn junior tailback Jordan Todman carried the ball 32 times for 121 yards and Husky senior quarterback Zach Frazer was 19 of 39 in the air for 223 yards.

Oklahoma sophomore quarterback Landry Jones was 34 of 49 in the air for 429 yards while senior DeMarco Murray rushed 25 times for 93 yards.

Oklahoma scored touchdowns on both of its first quarter possessions. After UConn began the game with a three-and-out, the Sooners marched 70 yards on nine plays for an eight-yard TD pass from Jones to junior James Hanna. The scoring play came on the only third down play the Sooners had on the drive.

UConn moved 55 yards on its next possession, but failed on a fourth-and-one play that gave the Sooners the ball at their own 19. The Sooners then moved the ball 81 yards on nine plays and scored on a three-yard rush by Murray. Oklahoma gained 63 yards on five first down plays during the drive.

The Huskies broke into the scoring column when redshirt sophomore Dwayne Gratz picked off a Jones pass and returned it 46 yards for a touchdown. The interception return for a TD was the fifth of the year for the Huskies - tying a school record from 2007.

Oklahoma came right back and moved the ball from its own 20 to the Husky 20, but UConn's defense held strong and limited OU to a 41-yard field goal to make it 17-7 with 9:57 to go.


The teams then traded field goals the rest of the first half as junior kicker Dave Teggart hit a 37-yard field goal with 26 seconds left in the first half to make it 20-10 at the break.

The Sooners exploded for two quick TDs to start the second half as they took their second possession of the half a quick four plays in 80 yards as Jones hit senior Cameron Kenny on a 59-yard touchdown pass.

Oklahoma then made it 34-10 as Frazer threw an interception picked off by junior Jamell Fleming.

UConn junior Robbie Frey kept the pesky Huskies going as he returned the ensuing kickoff 95 yards for a score to cut the lead to 34-17. Junior kicker Dave Teggart hit on a 38-yard field goal with 5:04 left in the third to make it 34-20. The field goal marked the tenth-straight for Teggart, as he ended the season making 15 of his past 16 attempts.

Junior Ryan Broyles gave the Sooners a 41-20 lead when he had a five-yard reception for an Oklahoma touchdown with 7:49 left in the game. Broyles' score was followed up at the 2:40 mark when freshman Tony Jefferson had a 22-yard interception return for another Sooner touchdown, putting the final score at 48-20.





2015 ST. PETERSBURG BOWL



Marshall 16, UConn 10

December 26, 2015 • Tropicana Field • Attendance: 14,652

UConn (6-7)	7	0	3	0	-	10
Marshall (10-3)	7	6	0	3	-	16

First Quarter: M-Ryan Yurachek 16 pass from Chase Litton (Nick Smith kick) 8:10 (2 plays, 20 yards, 0:49); UC-Ron Johnson 1 run (Bobby Puyol kick) 1:51 (13 plays, 75 yards, 6:19)

Second Quarter: M-Nick Smith 21 field goal 8:04 (13 plays, 65 yards, 6:02); M-Nick Smith 29 field goal 0:00 (15 plays, 85 yards, 4:57)

Third Quarter: UC-Bobby Puyol 52 field goal 0:02 (6 plays, 40 yards, 2:32)

Fourth Quarter: M-Nick Smith 32 field goal 1:44 (13 plays, 80 yards, 6:35).

INDIVIDUAL STATISTICS

Rushing (Att-Yds-TD): UC-Bryant Shirreffs 19-75-0, Arkeel Newsome 9-32-0, M-Keion Davis 10-73-0, Hyleck Foster 14-44-0, Devon Johnson 10-38-0.

Passing (Att-Cmp-Int-Yds-TD): UC-Bryant Shirreffs 17-10-1-86-0, M-Chase Litton 34-23-1-218-1.

Receiving (Rec-Yds-TD): UC-Akreel Newsome 5-33-0, Alec Bloom 2-24-0, M-Deandre Reaves 9-88-0, Ryan Yurachek 5-56-1, Deon-Tya McManus 3-18-0.

Marshall quarterback Chase Litton went 23 for 34 for 218 yards and one touchdown as the Thundering Herd defeated the UConn football team by a 16-10 score in the 2015 St. Petersburg Bowl at Tropicana Field.

The Huskies, who were back in bowl play for the first time since the 2010 season, finish the year at 6-7 while Marshall was 10-3.

The Huskies played stingy defense as Marshall was limited to three field goals following a first quarter TD. Nick Smith had three FGs for Marshall, including a 32-yarder with 1:44 to play that was part of a 13-play, 80-yard march that lasted 6:35.

UConn redshirt quarterback Bryant Shirreffs completed 10 of 17 passes for 86 yards and gained 75 yards on 19 carries for UConn.

The Huskies stopped Marshall on fourth-and-two at the UConn 17 on the initial drive of the second half after the Thundering Herd opted to skip a field goal try. The Thundering Herd also failed to increase a 13-7 lead on their next possession when Smith missed a 43-yard field goal attempt with less than three minutes left in the third.

The Huskies got within 13-10 on a 52-yard field goal by redshirt junior Bobby Puyol with two seconds left in the third. The 52-yarder was tied as the sixth-longest in school history and tied as the third-longest in UConn's FBS history. It was also a career-long for Puyol and the longest in UConn bowl and St. Petersburg Bowl history. Puyol was named UConn's Game MVP by the bowl.

Marshall took a 7-0 lead seven minutes into the game when Litton threw a 16-yard TD pass to Ryan Yurachek. Deandre Reaves' 26-yard punt return set up Marshall at the UConn 20. Reaves also had nine receptions for 88 yards.

UConn tied it at 7-7 late in the first on an eight-yard run by sophomore tailback Ron Johnson that completed a 13-play, 75-yard drive.

Marshall responded with a 13-play, 65-yard drive that concluded with Smith's 21-yard field goal that gave the Thundering Herd a 10-7 advantage eight minutes before halftime. Smith made it 13-7 with a 29-yard field goal on the final play of the first half that finished off a 15-play, 85-yard drive.

UConn sophomore cornerback Jamar Summers got his eighth interception of the season, including six in the last five games, early in the fourth quarter. Summers' eight interceptions is tied for second in UConn single-season history and first in the Husky FBS era.

Husky sophomore tailback Arkeel Newsome had five receptions for 33 yards for the Huskies. Senior safety Andrew Adams led the UConn defense with 14 tackles.

TEAM STATISTICS

	CONN	MU
First Downs	15	24
Rushing	33-127	41-173
Passing Yards	86	218
Att-Comp-Int	17-10-1	36-21-1
Total Offense	213	389
Average	4.3	5.1
Fumbles-Lost	0-0	0-0
Penalties-Yards	3-25	4-45
Punts-Average	5-43.0	2-46.5
Punt Returns	0-0	1-26
Kickoff Returns	0-0	1-23
INT Ret.-Yards	1-0	1-8
Possession	25:18	34:42
3rd Down Conv.	3-10	11-17






In its football history, the University of Connecticut has produced a total of 11 first-team All-Americans named by a number of organizations and publications. The most recent came in 2010 as running back Jordan Todman was a First Team All-American by the *Sporting News* and second team by the Associated Press and the Walter Camp Football Foundation. In 2008, running back Donald Brown became UConn's first All-American since joining the FBS. He too was a First Team All-American by the *Sporting News* and second team by the Associated Press and the Walter Camp Football Foundation.


Below is a complete listing of Connecticut's first-team, second-team, third-team and honorable mention All-Americans.

UCONN FOOTBALL ALL-AMERICANS


Name	Pos.	Team	Year
Buddy Amendola	RB	Third Team	1955
Pat Anglim	OG	Honorable Mention	1986
		Third Team	1987
Glenn Antrum	WR	First Team	1988
Troy Ashley	LB	First Team	1989
Carl Bond	WR	Second Team	1997
Donald Brown	RB	First Team	2008
Domingos Carlos	K	Second Team	1981
		Honorable Mention	1982
Jim Carriere	P	Honorable Mention	1988
Mark Carter	K	Honorable Mention	1986
Vin Clements	RB	First Team	1970
TaVarr Cross	OT	First Team	1997
		Second Team	1996
John Contoulis	OT	First Team	1962
Nate Cotton	NG	Honorable Mention	1987
Scott Daniels	DB	Third Team	1987
Matt DeGennaro	QB	Honorable Mention	1988
Mark Didio	WR	Third Team	1990
		First Team	1991
John Dorsey	LB	First Team	1983
Reggie Eccleston	WR	First Team	1980
Rich Foye	C	First Team	1973
David Franks	OG	Honorable Mention	1988
Jeff Gallaher	RB	Honorable Mention	1987
Mike Gasparino	OG	Honorable Mention	1983
Neil Gauvin	P	Honorable Mention	1982
		Honorable Mention	1983
Dave Gracon	DT	Honorable Mention	1983
Vernon Hargreaves	LB	Honorable Mention	1982
		Third Team	1983
Keith Hugger	WR	Honorable Mention	1981
		Honorable Mention	1982
Mike Jansen	LB	Honorable Mention	1987
Steve Michalewicz	NG	Honorable Mention	1982
Ken Miller	TE	Honorable Mention	1980
		Honorable Mention	1981
Ken Sweitzer	QB	Honorable Mention	1980
		Honorable Mention	1981
Scott Sweitzer	WR	Honorable Mention	1987
Jordan Todman	TB	First Team	2010
Mike Walsh	TE	Honorable Mention	1983
Darrell Wilson	DB	Honorable Mention	1980




JOHN CONTOULIS –




VINNY CLEMENTS –



RICH FOYE – 1973



REGGIE ECCLESTON –




JOHN DORSEY – 1983




GLENN ANTRUM – 1988



TROY ASHLEY – 1989



MARK DIDIO – 1991



TAVARR CROSS – 1997



DONALD BROWN – 2008



JORDAN TODMAN –



2018 UCONN FOOTBALL

IN THE FBS
WEEKLY POLLS...

ASSOCIATED PRESS

- Oct. 28, 2007 No. 16
- Nov. 4, 2007 No. 16
- Nov. 11, 2007 No. 25
- Nov. 18, 2007 No. 20
- Sept. 28, 2008 No. 24
- Dec. 5, 2010 No. 25

COACHES POLL

- Oct. 28, 2007 No. 20
- Nov. 4, 2007 No. 16
- Nov. 18, 2007 No. 21
- Sept. 28, 2008 No. 23

BCS RANKINGS

- Oct. 21, 2007 No. 23
- Oct. 28, 2007 No. 13
- Nov. 4, 2007 No. 13
- Nov. 11, 2007 No. 24
- Nov. 18, 2007 No. 20
- Dec. 2, 2007 No. 25
- Oct. 26, 2008 No. 25

CoSIDA ACADEMIC ALL-AMERICANS

- 2003**
WR – Shaun Feldeisen
(2nd team)
- 1978**
OL – Bill Leahy (2nd team)
- 1977**
C – Bill Leahy (2nd team)
- 1976**
C – Bill Leahy (2nd team)
RB – Darryl Schwartz
(2nd team)

WALTER CAMP FOOTBALL FOUNDATION CONNECTICUT PLAYER OF THE YEAR

- Given annually to the top college football player in the nation who is a native of Connecticut.*
- Dan Orlovsky 2004
 - Dan Orlovsky 2003
 - Carl Bond 1998
 - Glenn Antrum 1988
 - Noel Thomas 2016

UConn Football Team Awards (Since 2002)

MOST VALUABLE PLAYER

- 2002 Team Seniors
- 2003 Dan Orlovsky
- 2004 Alfred Fincher, Dan Orlovsky
- 2005 Deon McPhee
- 2006 Deon Anderson
- 2007 Dan Davis, Tyler Lorenzen
- 2008 Donald Brown
- 2009 Andre Dixon
- 2010 Jordan Todman
- 2011 Kendall Reyes
- 2012 Bliidi Wreh-Wilson
- 2013 Shamar Stephen
- 2017 Junior Joseph

OFFENSIVE PLAYER OF THE YEAR

- 2002 Terry Caulley, Dan Orlovsky
- 2003 Shaun Feldeisen, O'Neil Wilson
- 2004 Cornell Brockington
- 2005 Terry Caulley
- 2006 Donald Brown
- 2007 Donald Brown, Andre Dixon
- 2008 Donald Brown
- 2009 Jordan Todman
- 2010 Zach Frazer
- 2011 Lyle McCombs
- 2012 Ryan Griffin
- 2013 Jeremy Davis
- 2014 Deshon Foxx
- 2015 Arkeel Newsome, Noel Thomas
- 2016 Noel Thomas
- 2017 Bryant Shirreffs

DEFENSIVE PLAYER OF THE YEAR

- 2002 Roy Hopkins
- 2003 Uyi Osunde
- 2004 Tyler King
- 2005 James Hargrave
- 2006 Rhema Fuller
- 2007 Danny Lansanah
- 2008 Cody Brown
- 2009 Lawrence Wilson
- 2010 Lawrence Wilson
- 2011 Kendall Reyes
- 2012 Trevardo Williams
- 2013 Yawin Smallwood
- 2014 Andrew Adams
- 2015 Andrew Adams
- 2016 Obi Melifonwu
- 2017 Cole Ormsby

SPECIAL TEAMS

PLAYER OF THE YEAR

- 2002 Marc Hickok
- 2003 Adam Coles
- 2004 Matt Nuzie
- 2005 Marvin Taylor
- 2006 Chris Pavasaris
- 2007 Tyvon Branch
- 2008 Robbie Frey
- 2009 Anthony Sherman
- 2010 Derek Chard, Dave Teggart
- 2011 Dave Teggart
- 2012 Nick Williams
- 2013 Cole Wagner
- 2014 Junior Lee

- 2015 Bobby Puyol
- 2016 Bobby Puyol
- 2017 Mike Trabutt

LOOK TEAM

- PLAYER OF THE YEAR
- 2014 Sean Marinaro
 - 2015 Billy Williams
 - 2016 Keyion Dixon

JOSEPH M. GIANNELLI

UNSUNG HERO AWARD
Named in honor of former UConn assistant football coach, head golf coach and athletic department administrator Joe Giannelli



- 2005 Shane Fogarty
- 2006 Ray Blagman, Brandon Young
- 2007 Donald Thomas
- 2008 William Beatty, Dahna Deleston
- 2009 Mike Hicks
- 2010 Mathieu Olivier
- 2011 Johnny McEntee
- 2012 John Delahunt
- 2013 Kevin Friend/Taylor Mack
- 2014 Andreas Knappe
- 2015 Bryant Shirreffs
- 2016 Matt Peart
- 2017 Alec Bloom

THE JOHN L. TONER SCHOLAR ATHLETE

AWARD

Named in honor of the former NCAA President, UConn athletic director and head football coach John L. Toner.



- 2002 Joe Villapiano
- 2003 Shaun Feldeisen
- 2004 Keron Henry
- 2005 Aaron Smith
- 2006 Rhema Fuller, Chris Pavasaris
- 2007 Zak Penwell
- 2008 Keith Gray
- 2009 Brad Kanuch
- 2010 Jonh Yurek
- 2011 Harris Agbor
- 2012 Jory Johnson
- 2013 Chad Christen
- 2014 Obi Melifonwu
- 2015 Justin Wain
- 2016 Sean Marinaro

THE FOOTBALL ALUMNI BLEED BLUE AWARD

- 2002 Jeff Larson
- 2003 Terrance Smith
- 2004 Keron Henry
- 2005 Shawn Mayne
- 2006 Ernest Cole
- 2007 D.J. Hernandez
- 2008 Steve Brouse, Tyler Lorenzen
- 2009 Marcus Easley
- 2010 Scott Lutrus
- 2011 Jory Johnson
- 2012 Adam Masters
- 2013 Martin Hyppolite

- 2014 Dominick Manco
- 2015 Graham Stewart
- 2016 Matt Walsh
- 2017 Luke Carrezola

THE KENDALL MADISON AWARD
Given to the most outstanding power player. The award is named for the former Husky who passed away in the mid-1990s.

- 2002 Jamal Lundy
- 2003 Laurence Oliver
- 2004 Brian Sparks
- 2005 Grant Preston
- 2006 Terry Caulley
- 2007 Donnell Ford
- 2008 Darius Bulter
- 2009 Desi Cullen
- 2010 Zach Hurd
- 2011 Trevardo Williams
- 2012 Sio Moore
- 2013 Tim Willman
- 2014 Julian Campenni
- 2015 Folorunso Fatukasi
- 2016 Mikal Myers



THE BRIAN KOZLOWSKI AWARD

Starting in 2014, award is given to the outstanding big skill player. The award is named for the former Husky who enjoyed a long and productive NFL career



- 2002 Wes Timko
- 2003 Sean Mulcahy
- 2004 Ryan Krug
- 2005 Taurien Sowell
- 2006 Matt Applebaum, Matt Nuzie
- 2007 Larry Taylor
- 2008 Julius Williams
- 2009 Robert McClain
- 2010 Anthony Sherman
- 2011 Twyon Martin
- 2012 Dwayne Gratz
- 2013 Jesse Joseph
- 2014 Graham Stewart
- 2015 Luke Carrezola
- 2016 Luke Carrezola

THE JASPER T. HOWARD OUTSTANDING

SKILL PLAYER AWARD

Named in honor of former Husky Jasper Howard, who passed away in October of 2009. Starting in 2014, it was given to a skill player



- 2009 Andre Dixon
- 2010 Kelmetrus Wylie
- 2011 Kashif Moore
- 2012 Ryan Wirth
- 2013 Steve Greene
- 2014 Jeremy Davis
- 2015 Jamar Summers
- 2016 Noel Thomas
- 2017 Jason Thompson

POSTSEASON/ALL-CONFERENCE HONORS



UNIVERSITY OF CONNECTICUT YANKEE CONFERENCE, ATLANTIC 10 CONFERENCE AND BIG EAST CONFERENCE MAJOR AWARD WINNERS

Jordan Todman
2010 Offensive Player of the Year

Randy Edsall
2010 Coach of the Year

Donald Brown
2008 Offensive Player of the Year

Recolon Jump
1997 Rookie of the Year

Tory Taylor
1995 Rookie of the Year

Troy Ashley
1989 Defensive Player of the Year

Matt DeGennaro
1988 Offensive Player of the Year

Matt DeGennaro
1987 Rookie of the Year

Tom Jackson
1986 Coach of the Year

Mark Michaels
1985 Defensive Player of the Year

John Dorsey
1983 Defensive Player of the Year

John Dorsey
1982 Defensive Player of the Year

Ken Sweitzer
1981 Offensive Player of the Year

ALL-CONFERENCE HONORS

AMERICAN ATHLETIC CONFERENCE (2012-present)

Obi Melifonwu	S	2016
Noel Thomas	WR	2016
Andrew Adams	S	2015
Julian Campenni	DL	2015
Jamar Summers	CB	2015
Yawin Smallwood	LB	2013
Shamar Stephen	DT	2013
Dwayne Gratz	CB	2012
Ryan Griffin	TE	2012
Adam Masters	OG	2012
Sio Moore	LB	2012
Yawin Smallwood	LB	2012
Nick Williams	KR	2012
Trevardo Williams	DL	2012
Bliidi Wreh-Wilson	CB	2012

BIG EAST CONFERENCE (2004-11)

Dwyane Gratz	CB	2011
Ryan Griffin	TE	2011
Lyle McCombs	TB	2011
Moe Petrus	C	2011
Mike Ryan	OT	2011
Dave Teggart	K	2011
Cole Wagner	P	2011
Trevardo Williams	DL	2011
Zach Hurd	OG	2010
Moe Petrus	C	2010
Kendall Reyes	DT	2010
Mike Ryan	OT	2010
Dave Teggart	K	2010
Jordan Todman	TB	2010
Nick Williams	KR	2010
Lawrence Wilson	LB	2010
Andre Dixon	TB	2009
Jasper Howard	CB	2009
<i>Honorary Captain</i>		
Jordan Todman	TB	2009
Zach Hurd	OG	2009
Greg Lloyd	LB	2009
Robert McClain	CB	2009
Lindsey Witten	DE	2009
Lawrence Wilson	LB	2009
Will Beatty	OT	2008
Cody Brown	DT	2008

Donald Brown	RB	2008
Darius Butler	CB	2008
Scott Lutrus	LB	2008
Robert Vaughn	CB	2008
Tyvon Branch	KR	2007
Andre Dixon	RB	2007
Danny Lansanah	LB	2007
Donald Thomas	OL	2007
Donald Brown	RB	2006
Rhema Fuller	DT	2006
Rhema Fuller	DT	2005
James Hargrave	LB	2005
Deon McPhee	DT	2005
Dan Murray	TE	2005
Alfred Fincher	LB	2004
Ryan Krug	OT	2004
Maurice Lloyd	LB	2004
Justin Perkins	CB	2004
Cornell Brockington	RB	2004
Matt Nuzie	K	2004

INDEPENDENT (2000-03)

Shaun Feldeisen	WR	2003
Alfred Fincher	LB	2003
Tyler King	DE	2003
Ryan Krug	OT	2003
Maurice Lloyd	LB	2003
Brian Markowski	OG	2003



The late Jasper Howard was named honorary captain of the 2009 All-BIG EAST team.



Running back Andre Dixon was a two-time All-BIG EAST pick in 2007 and 2009.

Brad Keatley LB 1997

Dan Orlovsky	QB	2003
Uyi Osunde	DE	2003
Justin Perkins	CB	2003
O'Neil Wilson	WR	2003
Terry Caulley	TB	2002
Tommy Collins	TE	2002
Ryan Krug	OT	2002
Jamar Wilkins	DE	2002
John Fitzsimmons	WR	2000
Razul Wallace	LB	2000

ATLANTIC 10 CONFERENCE (1997-1999)

Chad Cook	DE	1999
Mike Morelli	P	1999
Jordan Younger	PR	1999
Carl Bond	WR	1998
Dennis Callaghan	OG	1998
Jeff DeLucia	SS	1998
Khalid Riley	NG	1998
Jordan Younger	CB	1998
Carl Bond	WR	1997
TaVarr Closs	OT	1997
Recolon Jump	TB	1997




2018 UCONN FOOTBALL

YANKEE CONFERENCE (1949-1996)


TaVarr Closs	OT	1996
Baran Johnson	C	1996
Anthony McKinney	TE	1996
Dak Newton	WR	1996
TaVarr Closs	OT	1995
David DeArmas	K	1995
David DeArmas	P	1995
Brian Gleason	DT	1995
Anthony McKinney	TE	1995
Monte Nowden	FS	1995
Tory Taylor	TB	1995
Pat Walsh	OT	1995
David DeArmas	K	1994
David DeArmas	P	1994
Sherrard Joseph	T	1994
Paul Zenkert	LB	1994
Tom Bachonski	TE	1993
Bruce Bourgoin	LB	1993
Paul Duckworth	LB	1993
Wilbur Gilliard	RB	1993
Sherrard Joseph	T	1993
Scott Mitchell	DB	1993
Monte Nowden	WR	1993
Rob Belcoure	DE	1992
Mark Chapman	DB	1992
Alex Davis	WR	1992
Brian Kozlowski	TE	1992
Alex Davis	WR	1991
Mark Didio	WR	1991
Nick Mancuso	T	1991
Alex Davis	WR	1990
Matt DeGennaro	QB	1990
Mark Didio	WR	1990
Brian Kozlowski	TE	1990
Nick Mancuso	T	1990
Rusty Neal	DB	1990
Mike Rembish	DT	1990
Troy Ashley	LB	1989
Matt DeGennaro	QB	1989
Lyndon Johnson	G	1989
Stuart Milberg	T	1989
Rusty Neal	DB	1989
Sean Fay	P	1989

Kevin Wesley	RB	1989
Glenn Antrum	WR	1988
Troy Ashley	LB	1988
George Boothe	RB	1988
Jim Carriere	P	1988
Matt DeGennaro	QB	1988
David Franks	G	1988
Pat Anglim	G	1987
Jim Carriere	P	1987
Mike Coleman	T	1987
Nate Cotton	NG	1987
Scott Daniels	DB	1987
David Dunn	WR	1987
Jeff Gallaher	RB	1987
Mike Jansen	LB	1987
Scott Sweitzer	TE	1987
Pat Anglim	T	1986
Mark Carter	P	1986
Nate Cotton	NG	1986
Scott Daniels	DB	1986
Mike Jansen	LB	1986
Pat Anglim	T	1985
Jim Carriere	P	1985
Nate Cotton	NG	1985
Mark Michaels	DE	1985
Mike Walsh	TE	1985
Matt Latham	DB	1984
Mario Marrero	NG	1984
Mike McNamara	DL	1984
Mark Michaels	DL	1984
Domingo Carlos	K	1983
John Dorsey	LB	1983
Mike Gasparino	G	1983
Neil Gauvin	P	1983
Dave Gracon	DT	1983
Vernon Hargreaves	LB	1983
Mike Harkins	RB	1983
Matt Latham	DB	1983
Pat Moug	DL	1983
Billy Parks	RB	1983
Mike Walsh	TE	1983
Barry Wood	OT	1983
Domingos Carlos	K	1982
John Dorsey	LB	1982
Neil Gauvin	P	1982
Vernon Hargreaves	LB	1982
Keith Hugger	WR	1982
Steve Michalewicz	NG	1982
Mike Muha	OT	1982
Domingos Carlos	K	1981
Keith Hugger	WR	1981
Fred Markland	S	1981
Ken Miller	TE	1981
Ken Sweitzer	P	1981
Ken Sweitzer	QB	1981
Reggie Eccleston	SE	1980
Mark Flood	G	1980
Joe Markus	WR	1980
Ken Miller	TE	1980
Dewey Raymond	NG	1980
Bob Segar	K	1980
Ken Sweitzer	QB	1980
Jeff Thomas	LB	1980
Rusty Umberger	P	1980
Jody Webb	CB	1980
Darrell Wilson	DB	1980



Running backs Mike Zito and Vinny Clements were both All-Yankee Conference selection for head coach John Toner.

Steve Beal	DT	1979
Reggie Eccleston	WR	1979
Mark Flood	G	1979
Tony Jordan	RB	1979
Peter Lamagna	CB	1979
Ken Miller	TE	1979
Ken Sweitzer	WR	1979
Ted Walton	DB	1979
Steve Beal	DT	1978
Dennis O'Connell	LB	1978
Ted Walton	DB	1978
Herb DeGraffe	DB	1977
Steve Rose	DB	1977
Tony Catapano	G	1976
Rob Farbotko	TE	1976
Ted Walton	DB	1976
Paul Mariano	DT	1975
Rich Fenton	DB	1974
Bob Bundy	G	1973
Rich Foye	C	1973
Allan MacLellan	TE	1973
Manny Sasser	DT	1973
Bruce Thompson	DB	1973
Eric Torkelson	RB	1973
Rich Foye	C	1972
Brian Herosian	DB	1972
Mark McEwen	T	1972
Alan Shaw	LB	1972
Bruce Thompson	DB	1972
Dom Carlucci	DB	1971
Brian Herosian	DB	1971
Jim Pisciotano	DT	1971
Alan Shaw	LB	1971
Bill Tuzil	T	1971
Dom Carlucci	DB	1970
Vinny Clements	RB	1970
Brian Hermes	LB	1970
Brian Herosian	WR	1970
Vic Radzevich	C	1970
Rick Robustelli	QB	1970
Bill Spencer	G	1970
Bill Tuzil	T	1970
Dom Carlucci	DB	1969
Vinny Clements	RB	1969
Phil Doran	NG	1969
Bill Spencer	G	1969
Vinny Clements	RB	1968
Ben DeGenova	C	1968
Jimmy DeWitt	RB	1968
Phil Doran	NG	1968
George Koller	DT	1968
Pete Petrillo	QB	1968
Stan Rajczewski	T	1968
Bill Spencer	G	1968
Ralph Tiner	DE	1968
Nick Turco	DE	1968
Mike Zito	RB	1968
Steve Dixon	T	1967
Roy Lawrence	G	1967
Henry Palasek	DB	1967
Steve Smith	NG	1967
Roy Lawrence	G	1966
Nick Turco	DE	1966
Dick Kupec	C	1963
John Contoulis	T	1962
Tony Pignatello	E	1961
Fred Stackpole	G	1961
Bob Treat	T	1961
David Bishop	C	1960
Jim Browning	RB	1960
Tom Conroy	E	1960
Roger Gagne	T	1960
John Sadak	G	1960
Fred Stackpole	G	1960
David Bishop	C	1959
Jim Browning	RB	1959
Tom Conroy	E	1959
Gerry D'Avolio	RB	1959
Bill Minnerly	RB	1959
Barry O'Connell	WR	1959
Robert Slattery	G	1959
John Zinser	G	1959
Norm Chaban	RB	1958
Tom Conroy	SE	1958
Phil DeSantis	RB	1958
Harry Drivas	QB	1958
Joe Llodra	T	1958
Barry O'Connell	E	1958
Paul Scagnelli	C	1958
Bill Wallner	G	1958
Larry Day	RB	1957
Ray Manninen	SE	1957



Ken Sweitzer earned All-Yankee Conference honors at three different



The tradition of UConn players in the National Football League continues to grow each year. In 2016, UConn had a school-high 18 players appear on NFL rosters while there have been double digits in every year since 2010.

UConn's NFL Draft history continues to be richer and richer as a school-high five Huskies were selected in the 2013 Draft. UConn had more picks in the first six rounds of the draft (five) than any other schools in the Big East in 2013.

UConn IN THE NFL DRAFT

Year	Round	Pick	Player	Team	Year	Round	Pick	Player	Team
2018	6	180	Foley Fatukasi	New York Jets	2009	2	63	Cody Brown	Arizona
2017	2	56	Obi Melifonwu	Oakland Raiders	2008	4	100	Tyvon Branch	Oakland Raiders
2015	1	27	Byron Jones	Dallas Cowboys	2008	6	195	Donald Thomas	Miami
2015	6	186	Jeremy Davis	New York Giants	2007	6	195	Deon Anderson	Dallas
2014	7	220	Shamar Stephen	Minnesota Vikings	2005	3	82	Alfred Fincher	New Orleans
2014	7	253	Yawin Smallwood	Atlanta Falcons	2005	5	145	Dan Orlovsky	Detroit
2013	3	64	Dwayne Gratz	Jacksonville Jaguars	1994	6	190	Paul Duckworth	Green Bay
2013	3	66	Sio Moore	Oakland Raiders	1992	12	312	Cornelius Benton	Pittsburgh
2013	3	70	Blidi Wreh-Wilson	Tennessee Titans	1989	9	238	David Franks	Seattle
2013	4	124	Trevarde Williams	Houston Texans	1984	4	99	John Dorsey	Green Bay
2013	6	201	Ryan Griffin	Houston Texans	1980	8	221	Ted Walton	Pittsburgh
2012	2	49	Kendall Reyes	San Diego Chargers	1974	11	272	Eric Torkelson	Green Bay
2011	5	136	Anthony Sherman	Arizona Cardinals	1971	4	102	Vin Clements	Minnesota
2011	6	166	Lawrence Wilson	Carolina Panthers	1963	4	27	John Contoulis	New York (AFL)
2011	6	183	Jordan Todman	San Diego Chargers	1962	11	153	Dave Bishop	New York
2011	7	237	Greg Lloyd	Philadelphia Eagles	1962	16	213	John Contoulis	Minnesota
2010	4	107	Marcus Easley	Buffalo Bills	1958	18	210	Lenny King	Washington
2010	7	249	Robert McClain	Carolina Panthers	1947	28	259	Milt Dropo	Washington
2009	1	27	Donald Brown	Indianapolis	1946	6	49	Walt Trojanowski	Washington
2009	2	41	Darius Butler	New England	1946	9	74	Walt Dropo	Chicago
2009	2	60	William Beatty	N.Y. Giants					

UConn'S SUPER BOWL HISTORY

Former UConn cornerback Robert McClain played in Super Bowl 50 for the Carolina Panthers in February 2016. He started all three of Carolina's postseason games at cornerback and had 18 tackles in those games.

McClain led the Panthers with five solo tackles on and had six total tackles in the NFC Championship game vs. Arizona. He had four tackles in the Super Bowl vs. Denver.

The 2015 season was McClain's sixth in the NFL. He played for Carolina in 2010 before returning to the team in December 2015. McClain played in 46 games for UConn from 2006-09 and had 129 career tackles and ten interceptions. He was a second team All-Big East pick as a senior.



Robert McClain played in Super Bowl 50 for the Carolina Panthers.



Donald Brown became the third

UConn'S OTHER SUPER BOWL HISTORY INCLUDES:

- Blidi Wreh-Wilson and Nick Williams were on the Atlanta Falcons for Super Bowl LI against the Patriots.

Former Husky All-American running back Donald Brown became the third UConn alumnus to play in the Super Bowl XLIV in February of 2010 when the rookie helped the Indianapolis Colts win the AFC championship.

- In addition, former Husky quarterback Tyler Lorenzen was on the practice squad for the Super Bowl champion New Orleans Saints that year.

- Brian Kozlowski became the second Husky to play in a Super Bowl with the Atlanta Falcons in January of 1999 for Super Bowl XXXIII. Kozlowski was the starting fullback for the AFC Champions.
- Nick Giaquinto, who played at UConn from 1975-76, participated in two Super Bowls with the Washington Redskins. He played in Super Bowl XVII in 1982 which the Redskins won and Super Bowl XVIII.
- In Super Bowl XLVI in February of 2012, Donald Thomas was on the New England Patriots active roster but did not dress for the game and Williams Beatty was on the New York Giants roster but was not active because of an injury.



2018 UCONN FOOTBALL

PLAYERS ON NFL REGULAR SEASON ACTIVE ROSTERS

Name	Pos.	Team (League)	Year(s)	Name	Pos.	Team (League)	Year(s)
Andrew Adams	DB	N.Y. Giants (NFL)	2016-17	Robert McClain	DB	Carolina (NFL)	2010
Deon Anderson	FB	Dallas (NFL)	2007-2010			Jacksonville (NFL)	2011
		Miami (NFL)	2010			Atlanta (NFL)	2012-14
Glenn Antrum	WR	New England (NFL)	1989			Carolina (NFL)	2015
William Beatty	OT	N.Y. Giants (NFL)	2009-16			San Diego (NFL)	2016
		Philadelphia (NFL)	2017			Tampa Bay (NFL)	2017
Tyvon Branch	DB	Oakland (NFL)	2008-14	Obi Melifonwu	DB	Oakland (NFL)	2017
		Kansas City (NFL)	2015	Jim Merritts	DE-NT	Indianapolis (NFL)	1987
		Arizona (NFL)	2016-17	Sio Moore	LB	Oakland (NFL)	2013-14
Donald Brown	RB	Indianapolis (NFL)	2009-13			Indianapolis Colts (NFL)	2015
		San Diego (NFL)	2014-15			Arizona (NFL)	2016
Darius Butler	DB	New England (NFL)	2009-10	Eric Naposki	LB	New England (NFL)	1988
		Carolina (NFL)	2011			Indianapolis (NFL)	1989
		Indianapolis (NFL)	2012-17	Red O'Neil	C	Hartford (NFL)	1926
Vin Clements	RB	N.Y. Giants (NFL)	1971-73	Dan Orlovsky	QB	Detroit (NFL)	2005-08, 2014
John Contoulis	DT	N.Y. Giants (NFL)	1964			Houston (NFL)	2009-10
Bill Cooke	DL-OL	Green Bay (NFL)	1975			Indianapolis (NFL)	2012-14
		San Francisco (NFL)	1976-77			Tampa Bay (NFL)	2012-13
		Seattle (NFL)	1978, 1979-80			Detroit (NFL)	2014-16
		Detroit (NFL)	1978	Vic Radzevich	BB-G-FB	Hartford (NFL)	1926
Jeremy Davis	WR	N.Y. Giants (NFL)	2015	Kendall Reyes	DE	San Diego (NFL)	2012-15
		San Diego (NFL)	2016-17			Kansas City (NFL)	2016
Mark Didio	WR	Pittsburgh (NFL)	1992	Pete Rostosky	OL	Pittsburgh (NFL)	1983-87
John Dorsey	LB	Green Bay (NFL)	1984-89	Shane Stafford	QB	Cleveland (NFL)	1998
Marcus Easley	WR	Buffalo (NFL)	2012-16	Anthony Sherman	FB	Arizona (NFL)	2011-12
Alfred Fincher	LB	New Orleans (NFL)	2005-07			Kansas City (NFL)	2013-17
		Washington (NFL)	2008	Shamar Stephen	DT	Minnesota (NFL)	2014-17
Foley Fatukasi	DE-NT	New York Jets (NFL)	2018			Seattle (NFL)	2018
Nick Giaquinto	RB	Miami (NFL)	1980-81	Donald Thomas	OG	Miami (NFL)	2008-10
		Washington (NFL)	1981-83			Detroit (NFL)	2010
Dwayne Gratz	CB	Jacksonville (NFL)	2013-15			New England (NFL)	2011-12
		Los Angeles (NFL)	2016-17	Jordan Todman	TB	Indianapolis (NFL)	2013-14
Ryan Griffin	TE	Houston (NFL)	2013-17			San Diego (NFL)	2011
Ching Hammill	BB	Providence (NFL)	1925			Jacksonville (NFL)	2012-14
Brian Herosian	S	Baltimore Colts (NFL)	1973			Pittsburgh (NFL)	2015
Keith Hugger	WR	N.Y. Giants (NFL)	1983			Indianapolis (NFL)	2016
Byron Jones	CB	Dallas (NFL)	2015-2017			Houston (NFL)	2017
Brian Kozlowski	TE	N.Y. Giants (NFL)	1994-97	Eric Torkelson	RB	Green Bay (NFL)	1974-81
		Atlanta (NFL)	1998-03	Julius Williams	LB	Jacksonville (NFL)	2009
		Washington (NFL)	2004-07	Lawrence Wilson	LB	Carolina (NFL)	2011
Danny Lansanah	LB	Green Bay (NFL)	2008	Nick Williams	WR/KR	Washington (NFL)	2013
		Tampa Bay (NFL)	2013-15			Tennessee (NFL)	2013-15
Bob Leahy	QB	Pittsburgh (NFL)	1971			Atlanta (NFL)	2016-2017
Booth Lusteg	K	Buffalo (AFL)	1966			Tennessee (NFL)	2018
		Miami (AFL)	1967	Trevarde Williams	LB	Washington (NFL)	2014
		Pittsburgh (NFL)	1968	Pop Williams	WB-FB-		
		Green Bay (NFL)	1969		TB-HB	Providence (NFL)	1928-31
Scott Lutrus	LB	Indianapolis (NFL)	2011			Brooklyn (NFL)	1932
				Darrell Wilson	DB	New England (NFL)	1981
				Bliidi Wreh-Wilson	CB	Tennessee (NFL)	2013-15
						Atlanta (NFL)	2016-17

Bold indicates current player



UCONN PLAYERS AND THEIR NFL TEAMS

(Listed with their final year at UConn)

ARIZONA (ST. LOUIS) CARDINALS

Ray Blagman	2006
Cody Brown	2008
Tyvon Branch	2007
Tyler King	2004
Mark Michaels	1985
Sio Moore	2012
Anthony Sherman	2010
Jordan Younger	1999
Trevardo Williams	2012

ATLANTA FALCONS

Brian Kozlowski	1992
Robert McClain	2009
Yavin Smallwood	2013
Nick Williams	2012
Blidi Wreh-Wilson	2012

BALTIMORE RAVENS

Ryan Wirth	2012
------------	------

BUFFALO BILLS

Marcus Easley	2009
Greg Lloyd	2010
Booth Lusteg	1965
Uyi Osunde	2003

CAROLINA PANTHERS

Darius Butler	2008
Keith Gray	2008
Robert McClain	2009
Sean Mulcahy	2003
Lawrence Wilson	2010

CHICAGO BEARS

Dahna Deleston	2008
Walt Dropo	1946
Dave Teggart	2011
Lawrence Wilson	2010

CINCINNATI BENGALS

Kashif Moore	2011
Sean Mulcahy	2003

CLEVELAND BROWNS

Vernon Hargreaves	1983
Uyi Osunde	2003
Shane Stafford	1998

DALLAS COWBOYS

Deon Anderson	2007
Pat Anglim	1987
Mark Flood	1980
David Franks	1988
Byron Jones	2014
Eric Naposki	1985
Ken Sweitzer	1981

DENVER BRONCOS

Rich Fenton	1975
-------------	------

DETROIT LIONS

Bill Cooke	1971
Alfred Fincher	2004
James Hargrave	2005
Danny Lansanah	2007
Dan Orlovsky	2004
Donald Thomas	2007

GREEN BAY PACKERS

Tommy Collins	2003
Bill Cooke	1971
John Dorsey	1983
Paul Duckworth	1993
John Fitzsimmons	2000
Danny Lansanah	2007
Matt Latham	1984
Booth Lusteg	1965
B.J. McBryde	2014
Anthony McKinney	1996
Eric Torkelson	1973

HOUSTON TEXANS

Ryan Griffin	2012
Kashif Moore	2011
Dan Orlovsky	2004
Mike Smith	2012
Jordan Todman	2010
Trevardo Williams	2012

INDIANAPOLIS COLTS

Donald Brown	2008
Darius Butler	2008
Dan Davis	2007
Keith Gray	2008
Brian Herosian	1972
Greg Lloyd	2010
Scott Lutrus	2010
Jim Merritts	1980
Eric Naposki	1985
Dan Orlovsky	2004
Donald Thomas	2007
Jordan Todman	2010

JACKSONVILLE JAGUARS

Dwayne Gratz	2012
Tyler King	2004
Tyler Lorenzen	2008
Scott Lutrus	2010
Dan Murray	2006
Tory Taylor	1998
Jordan Todman	2010
Pat Walsh	1995
Julius Williams	2008

KANSAS CITY CHIEFS

Tyvon Branch	2007
Tavarr Closs	1997
Rich Fenton	1975
Justin Perkins	2004
Kendall Reyes	2011
Anthony Sherman	2010

LOS ANGELES/ SAN DIEGO CHARGERS

Donald Brown	2008
--------------	------

LOS ANGELES CHARGERS (SAN DIEGO)

Donald Brown	2008
Jeremy Davis	2014
Robert McClain	2009
Kashif Moore	2011
Kendall Reyes	2010
Rick Robustelli	1970
Jordan Todman	2010
Robert McClain	2009
Kashif Moore	2011
Kendall Reyes	2011
Rick Robustelli	1970
Kendall Reyes	2011
Rick Robustelli	1970
Jordan Todman	2010

LOS ANGELES RAMS

Dwayne Gratz	2012
--------------	------

MIAMI DOLPHINS

Deon Anderson	2007
Nick Giaquinto	1976
Danny Lansanah	2007
Booth Lusteg	1965
Donald Thomas	2007

MINNESOTA VIKINGS

Vin Clements	1970
John Contoulis	1962
Anthony McKinney	1996
Shamar Stephen	2013
Jordan Todman	2010

NEW ENGLAND PATRIOTS

Glenn Antrum	1988
Steve Beal	1979
Tyvon Branch	2007
Donald Brown	2008
Darius Butler	2008
Domingos Carlos	1983
Reggie Eccleston	1980
Mark Flood	1980
Keron Henry	2004
Ryan Krug	2004
Robert McClain	2009
Eric Naposki	1985
Donald Thomas	2007
Jody Webb	1980
Darrell Wilson	1980

NEW ORLEANS SAINTS

Alfred Fincher	2004
Keron Henry	2004
Tyler Lorenzen	2008
Aaron Sanders	1989
Lawrence Wilson	2010

NEW YORK GIANTS

Andrew Adams	2015
William Beatty	2008
Dave Bishop	1961
Vin Clements	1970
John Contoulis	1962
Jeremy Davis	2014
Ed Enos	1956
Nick Giaquinto	1976
Marc Hickok	2002
Keith Hugger	1983
Brian Kozlowski	1992
Ken Maikkula	1942
Ken Miller	1981
Bill Moll	1948
Ted Walton	1979

NEW YORK JETS

Cody Brown	2008
Foley Fatukasi	2017
Nick Giaquinto	1976
Dave Greenhalgh	1978
Danny Lansanah	2007
Eric Naposki	1985
Larry Taylor	2007

OAKLAND RAIDERS

Tyvon Branch	2007
Zach Hurd	2010
Sio Moore	2012
Obi Melifonwu	2016

PHILADELPHIA EAGLES

Pat Anglim	1987
Greg Lloyd	2010
B.J. McBryde	2014
Ralph Tiner	1969

PITTSBURGH STEELERS

Steve Beal	1979
Cornelius Benton	1991
Derek Chard	2010
Mark Didio	1991
Bob Leahy	N/A
Booth Lusteg	1965
Kashif Moore	2011
Pete Rostosky	1982
Jordan Todman	2010
Ted Walton	1979
Lindsey Witten	2009

ST. LOUIS RAMS

Scott Lutrus	2010
Sean Mulcahy	2003

SAN FRANCISCO 49ERS

Bill Cooke	1971
B.J. McBryde	2014

SEATTLE SEAHAWKS

Bill Cooke	1971
Deshon Foxx	2014
David Franks	1988



Nick Giaquinto (above), who played at UConn between 1975-76, participated in two Super Bowls with the Washington Redskins. He played in Super Bowl XVII in 1982 which the

Dave Greenhalgh	1978
Zach Hurd	2010
Matt Latham	1984
Shamar Stephen	2013

TAMPA BAY BUCCANEERS

Danny Lansanah	2007
Robert McClain	2009
Dan Orlovsky	2004
Moe Petrus	2011
Shane Stafford	1998

TENNESSEE TITANS

Yavin Smallwood	2013
Gary Wilburn	2011
Nick Williams	2012
Blidi Wreh-Wilson	2012

WASHINGTON REDSKINS

Terry Caulley	2006
Milt Dropo	1946
Alfred Fincher	2004
Nick Giaquinto	1976
Lenny King	1957
Brian Kozlowski	1992
Kendall Reyes	2011
Walt Trojanowski	1949
Nick Williams	2012



Dan Orlovsky is entering his 12th NFL season and is now a member



UConn AND THE CFL



The University of Connecticut has a long tradition of sending players to the Canadian Football League – both Canadian natives as “non-import” players and natives of the United States.

UConn center Alex Mateas, a native of Ottawa, was selected as the top overall pick in the 2015 CFL Draft by the Ottawa REDBLACKS. In his rookie year of 2015, he and his Ottawa teammates advanced to the Grey Cup championship game. Their team then won the 2016 Grey Cup over Calgary, 39-33.

Former Husky tight end Martin Bedard has won Grey Cup Championships with the Montreal Alouettes in 2009 and '11 and also played in the 2012 Grey Cup final. He played his seventh year with the team in 2015.

Two former Huskies – Jordan Younger and Danny Desriveaux – played for the 2012 Grey Cup Champion Toronto Argonauts. Younger had a nine-year CFL career and is now an assistant coach for Toronto.

Larry Taylor was a nine-year veteran of the league with Montreal , Calgary and Toronto. He was with Montreal from 2008-10 and won a pair of Grey Cup titles. He was the 2009 CFL Special Teams Player of the Year. As a rookie in 2008, he returned two punts for a touchdown in the East Division final games vs. Edmonton.



Former UConn tight end Martin Bedard, who graduated in 2008, was one of four former Huskies that were on the 2009 Montreal Alouettes team that won the Grey Cup in November 2009.



UConn PLAYERS AND THEIR CFL TEAMS

(Listed with their final year at UConn)

BRITISH COLUMBIA LIONS

Ed Enos 1956
Jason Ward 2006
O'Neill Wilson 2006
Julius Williams 2009

CALGARY STAMPEDEERS

Shawn Mayne 2005
Larry Taylor 2007

EDMONTON ESKIMOS

Reuben Frank 2014
Maurice Lloyd 2004
Julius Williams 2009
Jordan Younger 1999

HAMITON TIGER-CATS

Terry Caulley 2003
John Delahunt 2012
John Green 2017
James Hargrave 2005
O'Neil Wilson 2003

MONTREAL ALOUETTES

Martin Bedard 2008
Danny Desriveaux 2004
Jesse Joseph 2014
Shawn Mayne 2005
Trey Rutherford 2016
Larry Taylor 2007
O'Neil Wilson 2003

OTTAWA REDBLACKS

John Delahunt 2012
Alex Mateas 2015
Noel Thomas 2017

OTTAWA ROUGH RIDERS

Pete Petrillo 1968

SASKATCHEWAN ROUGHRIDERS

Maurice Lloyd 2004
Shawn Mayne 2005

TORONTO ARGONAUTS

Danny Desriveaux 2009
Mark Flood 1980
Kashif Moore 2011
Larry Taylor 2007
O'Neil Wilson 2003
Jordan Younger 1999

WINNIPEG BLUE BOMBERS

Brian Herosian 1972
Hakeem Kashama 2002
Shawn Mayne 2005
O'Neil Wilson 2003



UConn quarterback Bryant Shirreffs recorded a pair of 400-yard passing games in 2017. Becoming the second UConn QB to record multiple 400-yard efforts in a season.

- Individual Career Records**
- Year-By-Year Leaders**
- Single Season Records**
- Single Game Records**
- 100-Yard Performances**
- The Last Time**
- All-Time Defense/ST Touchdowns**
- Single-Game Opponent Records**
- Single Season Team Records**
- Single-Game Team Records**
- FBS Era Records**

FOOTBALL RECORDS



INDIVIDUAL CAREER RECORDS

2018 UCONN FOOTBALL MEDIA GUIDE

TOTAL OFFENSE

YARDS

- 10421 Dan Orlovsky, 2001-04
- 9269 Matt DeGennaro, 1987-90
- 8829 Shane Stafford, 1995-98
- 7404 Bryant Shirreffs, 2015-17
- 6126 Ken Sweitzer, 1978-81
- 4849 Chandler Whitmer, 2012-14
- 4089 Cornelius Benton, 1987-91
- 4075 Peter Lane, 1985-86
- 3848 Tyler Lorenzen, 2007-08
- 3800 Donald Brown, 2006-08
- 3790 Rick Robustelli, 1968-70
- 3771 Zeke Rodgers, 1992-95
- 3318 Bernie Palmer, 1973-76
- 3179 Jordan Todman, 2008-10
- 2946 Pete Petrillo, 1966-68
- 2681 Lyle McCombs, 2011-13

PLAYS

- 1710 Dan Orlovsky, 2001-04
- 1619 Matt DeGennaro, 1987-90
- 1214 Shane Stafford, 1995-98
- 1120 Ken Sweitzer, 1978-81
- 883 Chandler Whitmer, 2012-14
- 843 Bernie Palmer, 1973-76
- 803 Peter Lane, 1985-86
- 774 Rick Robustelli, 1968-70
- 715 Tyler Lorenzen, 2007-08
- 698 Donald Brown, 2006-08

ALL-PURPOSE YARDS

- 5295 Tory Taylor, 1995-98
- 4813 Joe Markus, 1979-82
- 4386 Jordan Todman, 2008-10
- 4286 Donald Brown, 2006-08
- 3642 Lyle McCombs, 2011-13
- 3535 Mark Didio, 1988-91
- 3500 Vinny Clements, 1968-70
- 3386 Wilbur Gilliard, 1992-95
- 3381 George Boothe, 1986-88
- 3335 Ed Long, 1991-94



Matt DeGennaro, who played for UConn from 1987-1990, is second in total offense yards with 9,269.



Donald Brown (2006-08) is both the UConn career and single-season leader in rushing carries and yards.

RUSHING

CARRIES

- 698 Donald Brown, 2006-08
- 677 Lyle McCombs, 2011-13
- 616 Jordan Todman, 2008-10
- 570 Terry Caulley, 2002-06
- 524 Ed Long, 1991-94
- 515 Tony Jordan, 1978-80
- 489 Vinny Clements, 1968-70
- 484 Wilbur Gilliard, 1992-95
- 464 Taber Small, 1998-01
- 454 Cornell Brockington, 2003-05

NET YARDS

- 3800 Donald Brown, 2006-08
- 3187 Terry Caulley, 2002-06
- 3179 Jordan Todman, 2008-10
- 2681 Lyle McCombs, 2011-13
- 2624 Wilbur Gilliard, 1992-95
- 2515 Ed Long, 1991-94
- 2327 Vinny Clements, 1968-70
- 2198 Cornell Brockington, 2003-05
- 1989 Jeff Gallaher, 1985-88
- 1958 Andre Dixon, 2006-09

YARDS PER RUSH

(Min. 1500 yards/300 att.)

- 5.6 Terry Caulley, 2002-06
- 5.4 Wilbur Gilliard, 1992-95
- 5.4 Donald Brown, 2006-08
- 5.2 Jordan Todman, 2008-10
- 5.2 Kevin Wesley, 1989-90

YARDS PER GAME

(Min. 1500 yards)

- 105.8 Vin Clements, 1968-70
- 102.7 Donald Brown, 2006-08
- 101.9 Kevin Wesley, 1989-90
- 88.5 Terry Caulley, 2002-06
- 85.9 Jordan Todman, 2008-10

*only counts games at running back

RUSHING TOUCHDOWNS

- 34 Wilbur Gilliard, 1992-95
- 33 Donald Brown, 2006-08
- 31 Jordan Todman, 2008-10
- 31 Terry Caulley, 2002-06
- 26 Taber Small, 1999-01
- 25 Cornell Brockington, 2003-05
- 25 Walt Trojanowski, 1942, 45-46, 49
- 24 Ed Long, 1991-94
- 23 Vinny Clements, 1968-70
- 22 Arthur Williams, 1925-27

RUSHING -

QUARTERBACKS

RUSHING YARDS

- 1508 Pete Petrillo, 1966-68
- 1177 Ken Sweitzer, 1978-81

RUSHING CARRIES


- 428 Ken Sweitzer, 1978-81
- 389 Pete Petrillo, 1966-68

RUSHING TOUCHDOWNS

- 17 Pete Petrillo, 1966-68
- 15 Ken Sweitzer, 1978-81



Terry Caulley is UConn's second all-time rusher with 3,187 yards from 2002-06.



Dan Orlovsky, a Husky from 2001-04, holds every major passing record.

PASSING

ATTEMPTS

- 1567 Dan Orlovsky, 2001-04
- 1319 Matt DeGennaro, 1987-90
- 1026 Shane Stafford, 1995-98
- 822 Bryant Shirreffs, 2015-17
- 714 Chandler Whitmer, 2012-14
- 712 Rick Robustelli, 1968-70
- 692 Ken Sweitzer, 1978-81
- 620 Peter Lane, 1985-86
- 562 Zach Frazer, 2008-10
- 562 Bryant Shirreffs, 2015-16
- 561 Cornelius Benton, 1987-91
- 538 Zeke Rodgers, 1992-95

COMPLETIONS

- 916 Dan Orlovsky, 2001-04
- 803 Matt DeGennaro, 1987-90
- 563 Shane Stafford, 1995-98
- 505 Bryant Shirreffs, 2015-17
- 403 Chandler Whitmer, 2012-14
- 345 Ken Sweitzer, 1978-81
- 339 Peter Lane, 1985-86
- 334 Bryant Shirreffs, 2015-16
- 332 Cornelius Benton, 1987-91
- 332 Rick Robustelli, 1968-70
- 299 Zeke Rodgers, 1992-95
- 298 Zach Frazer, 2008-10

NET YARDS

- 10706 Dan Orlovsky, 2001-04
- 9288 Matt DeGennaro, 1987-90
- 8975 Shane Stafford, 1995-98
- 7404 Bryant Shirreffs, 2015-17
- 5082 Chandler Whitmer, 2012-14
- 4949 Ken Sweitzer, 1978-81
- 4179 Peter Lane, 1985-86
- 4160 Rick Robustelli, 1968-70
- 4088 Bryant Shirreffs, 2015-16
- 4035 Cornelius Benton, 1987-91

INDIVIDUAL CAREER RECORDS



2018 UCONN FOOTBALL MEDIA GUIDE

TOUCHDOWN PASSES

1.	84	Dan Orlovsky, 2001-04
2.	73	Shane Stafford, 1995-98
	73	Matt DeGennaro, 1987-90
4.	37	Ken Sweitzer, 1978-81
5.	31	Rick Robustelli, 1968-70
6.	30	Bryant Shirreffs, 2015-17
7.	25	Chandler Whitmer, 2012-14
8.	24	Zeke Rodgers, 1992-95
	24	Cornelius Benton, 1987-91
10.	20	Irv Panciera, 1950-52
11.	19	Brian Hoffmann, 1997-99
	19	Peter Lane, 1985-86

INTERCEPTIONS (THROWN)

1.	51	Dan Orlovsky, 2001-04
2.	49	Matt DeGennaro, 1987-90
	49	Rick Robustelli, 1968-70
4.	38	Bernie Palmer, 1974-76
5.	37	Ken Sweitzer, 1978-82
6.	30	Chandler Whitmer, 2012-14
	30	Peter Lane, 1985-86
8.	29	Shane Stafford, 1995-98
9.	28	Irv Panciera, 1950-52
10.	27	Zeke Rodgers, 1992-95

PASSING EFFICIENCY

(Min. 450 att.)

1.	143.4	Shane Stafford, 1995-98
2.	134.0	Bryant Shirreffs, 2015-17
3.	130.9	Matt DeGennaro, 1987-90
4.	127.0	Dan Orlovsky, 2001-04
5.	126.1	Cornelius Benton, 1987-91
6.	119.9	Zeke Rodgers, 1992-95
7.	119.4	Chandler Whitmer, 2012-14



Kashif Moore (2008-11) is ranked in the top ten of both career receptions and receiving yards.

YARDS PER GAME

(Min. 2500 yards)

1.	232.7	Dan Orlovsky, 2001-04
2.	226.5	Matt DeGennaro, 1987-90
3.	224.4	Shane Stafford, 1995-98
4.	222.5	Chandler Whitmer, 2012-14
5.	212.5	Bryant Shirreffs, 2015-17
6.	209.0	Peter Lane, 1985-86

YARDS PER ATTEMPT

(Min. 450 att.)

1.	8.75	Shane Stafford, 1995-98
2.	7.19	Cornelius Benton, 1987-91
3.	7.15	Ken Sweitzer, 1978-81
4.	7.12	Chandler Whitmer, 2012-14
5.	7.07	Zeke Rodgers, 1992-95

RECEIVING

RECEPTIONS

1.	239	Mark Didio, 1988-91
2.	200	Alex Davis, 1989-92
3.	186	Glenn Antrum, 1985-88
4.	183	Noel Thomas, 2013-16
5.	173	John Fitzsimmons, 1996-00
6.	165	Jeremy Davis, 2011-14
7.	161	David Dunn, 1985-87
8.	159	Brian Kozlowski, 1989-92
9.	145	Carl Bond, 1995-98
10.	126	Kashif Moore, 2008-11
11.	118	Jason Williams, 2002-05

NET YARDS

1.	3535	Mark Didio, 1988-91
2.	2841	John Fitzsimmons, 1996-00
3.	2770	Carl Bond, 1995-98
4.	2567	Alex Davis, 1989-92
5.	2552	Glenn Antrum, 1985-88
6.	2292	Jeremy Davis, 2011-14
7.	2285	David Dunn, 1985-87
8.	2235	Noel Thomas, 2013-16
9.	1961	Keith Hugger, 1979-82
10.	1699	Kashif Moore, 2008-11
11.	1788	Brian Kozlowski, 1989-92
12.	1615	Keron Henry, 2001-04
13.	1522	Tory Taylor, 1995-98
14.	1488	Reggie Eccleston, 1976, 79-80
15.	1485	Brian McGillicuddy, 1982-84
16.	1469	Jason Williams, 2002-05

YARDS PER CATCH

(Min. 1300 yards)

1.	21.6	Dak Newton, 1995-96
2.	19.1	Carl Bond, 1995-98
3.	19.0	Keith Hugger, 1979-82
4.	17.7	Reggie Eccleston, 1976, 79-80

16.4 John Fitzsimmons, 1996-00

YARDS PER GAME

(Min. 1300 yards)

1.	80.3	Mark Didio, 1988-91
2.	73.7	David Dunn, 1985-87
3.	69.9	Dak Newton, 1995-96
4.	63.1	John Fitzsimmons, 1996-00
5.	61.6	Carl Bond, 1995-98



Ryan Griffin (2009-12) was the second-leading tight end receiver in UConn history with 116 receptions for 1,500 yards.

CONSECUTIVE GAMES WITH A RECEPTION

1.	36	Jeremy Davis, 2011-14
	36	John Fitzsimmons, 1996-00
3.	35	Alex Davis, 1989-92
4.	33	Carl Bond, 1996-98
	33	Mark Didio, 1989-91
6.	31	David Dunn, 1985-87

RECEIVING – TIGHT ENDS

RECEPTIONS

1.	159	Brian Kozlowski, 1989-92
2.	116	Ryan Griffin, 2009-12
3.	101	Scott Sweitzer, 1984-87
4.	94	Mike Walsh, 1983-85
5.	93	Ken Miller, 1978-81

NET YARDS

1.	1788	Brian Kozlowski, 1989-92
2.	1500	Ryan Griffin, 2009-12
3.	1313	Ken Miller, 1978-81
4.	1243	Scott Sweitzer, 1984-87
5.	1128	Allan MacLellan, 1973-75
6.	1019	Mike Walsh, 1983-85

TOUCHDOWN RECEPTIONS

1.	15	Ken Miller, 1978-81
2.	10	Dan Murray, 2003-06
	10	Allan MacLellan, 1973-75
	10	Tommy Collins, 1999-02
5.	6	Mike Walsh, 1983-85
	6	Brian Kozlowski, 1989-92
	6	Tim Lassen, 2001-04

TOUCHDOWN RECEPTIONS

1.	24	Alex Davis, 1989-92
2.	23	John Fitzsimmons, 1996-00
3.	22	Carl Bond, 1995-98
4.	21	Mark Didio, 1988-91
5.	16	David Dunn, 1985-87
6.	15	Ken Miller, 1978-81
7.	14	Glenn Antrum, 1985-88
8.	13	Kashif Moore, 2008-11
	13	Tory Taylor, 1995-98
	13	Dak Newton, 1995-96
	13	Reggie Eccleston, 1976, 79-80

Mark Didio, who played for UConn from 1988-91, holds the records for receptions with 239, net receiving yards with 3,535, and receiving yards per game with 80.3.



INDIVIDUAL CAREER RECORDS

2018 UCONN FOOTBALL MEDIA GUIDE

PUNTING

NUMBER

1.	308	Cole Wagner, 2010-13
2.	271	Adam Coles, 2000-03
3.	234	Rusty Umberger, 1977-80
4.	222	Justin Wain, 2012-16
5.	217	Jim Carriere, 1985-88
6.	209	Mike Morelli, 1996-99
7.	196	Desi Cullen, 2006-09
	196	Bernie Palmer, 1973-76
9.	173	Leo Pinsky, 1944, 46-49
10.	166	Neil Gauvin, 1981-83
11.	142	Ralph Tiner, 1967-69

NET YARDS


1.	12539	Cole Wagner, 2010-13
2.	10904	Adam Coles, 2000-03
3.	8751	Justin Wain, 2012-16
4.	8405	Rusty Umberger, 1977-80
5.	8340	Mike Morelli, 1996-99
6.	8224	Jim Carriere, 1985-88
7.	8059	Desi Cullen, 2006-09
8.	6851	Bernie Palmer, 1974-76
9.	6194	Neil Gauvin, 1981-83
10.	6098	Leo Pinsky, 1944, 46-49
11.	5330	Ralph Tiner, 1967-68

AVERAGE: (80+ PUNTS)

1.	41.1	Desi Cullen, 2006-09
2.	40.7	Cole Wagner, 2010-13
3.	40.2	Adam Coles, 2000-03
4.	39.9	Mike Morelli, 1996-99
5.	39.4	Justin Wain, 2012-16
6.	39.3	Chris Pavasaris, 2004-06
7.	38.8	David DeArmas, 1993-95
8.	38.1	Shane Hussar, 2004-05
9.	37.9	Jim Carriere, 1985-88
10.	37.7	Jack Redmond, 1964-65
11.	37.5	Ralph Tiner, 1967-68



Desi Cullen is the career punting average leader with a 41.1 yard mark



Walt Trojanowski (1942, 45-46, 49) is tied for eighth on the career records list in overall touchdowns, tied for fifth in rushing touchdowns and is tied for 13th in total points. The UConn legend passed away in January of 2006.

PUNT RETURNS

NUMBER

1.	99	Joe Markus, 1979-82
2.	98	Larry Taylor, 2004-07
3.	92	David Dunn, 1985-87
4.	85	Mark Chapman, 1989-92
5.	63	Brian Herosian, 1970-72
	63	Cliff Hill, 1999-2002
7.	52	Nick Williams, 2009-12
8.	50	Jasper Howard, 2007-09
9.	45	Dak Newton, 1995-96
10.	44	Greg Yodis, 1996-98

NET YARDS

1.	1246	Larry Taylor, 2004-07
2.	1013	Joe Markus, 1979-82
3.	648	Mark Chapman, 1989-92
4.	628	David Dunn, 1985-87
5.	526	Brian Herosian, 1970-72
6.	504	Jasper Howard, 2007-09
7.	470	Nick Williams, 2009-12
8.	427	Greg Yodis, 1996-98
9.	396	Matt Latham, 1982-84
10.	375	Dak Newton, 1995-96

TOUCHDOWNS

1.	4	Larry Taylor, 2004-07
		Nick Williams, 2009-12
3.	3	Jordan Younger, 1996-99
	3	Matt Latham, 1982-84
5.	2	Carl Bond, 1995-98
	2	Joe Markus, 1979-82
	2	Pete Rostosky, 1980-82
8.	1	20 Players Tied

YARDS PER RETURN

(Min. 40 returns)

1.	12.7	Larry Taylor, 2004-07
2.	10.2	Joe Markus, 1979-82
3.	10.1	Jasper Howard, 2007-09
4.	9.7	Greg Yodis, 1996-98
5.	9.2	Matt Latham, 1982-84

KICKOFF RETURNS

NUMBER

1.	89	Tory Taylor, 1995-98
2.	79	Nick Williams, 2009-12
3.	77	Arkeel Newsome, 2014-17
4.	57	Joe Markus, 1979-82
5.	55	George Boothe, 1986-88
6.	52	Jordan Younger, 1996-99
7.	48	Mark Chapman, 1989-92
8.	47	Nick Giaquinto, 1975-76
9.	44	Jason Dellaselva, 2000-02
10.	41	Gary DuBose, 1982-84
11.	39	Larry Taylor, 2004-07

NET YARDS

1.	2045	Nick Williams, 2009-12
2.	1868	Tory Taylor, 1995-98
3.	1623	Arkeel Newsome, 2014-17
4.	1438	George Boothe, 1986-88
5.	1186	Joe Markus, 1979-82
6.	1104	Jordan Younger, 1996-99
7.	1031	Larry Taylor, 2004-07
8.	1005	Mark Chapman, 1989-92
9.	1004	Nick Giaquinto, 1975-76
10.	980	Tyvon Branch, 2004-07
11.	944	Jason Dellaselva, 2000-02

TOUCHDOWNS

1.	2	Tyvon Branch, 2004-07
	2	Nick Williams, 2009-2012
	2	Robbie Frey 2008-10
2.	1	Darius Butler, 2005-09
	1	Larry Taylor, 2004-07
	1	Jordan Younger, 1996-99
	1	Tory Taylor, 1995-98
	1	George Boothe, 1986-88
	1	Gary DuBose, 1982-84
	1	Ted Walton, 1976-79
	1	Herb DeGraffe, 1975-77
	1	Rich Hedgepeth, 1974-76
	1	Nick Giaquinto, 1975-76
	1	Richard Mason, 1973-76
	1	Mike Zito, 1968-69

YARDS PER RETURN

(Min. 40 returns)

1.	34.5	Arkeel Newsome, 2014-17
2.	26.1	George Boothe, 1986-88
3.	25.9	Nick Williams, 2009-12
4.	25.6	Darius Butler, 2005-08
5.	21.6	Gary DuBose, 1982-84
6.	21.5	Jason Dellaselva, 2000-02
7.	21.4	Nick Giaquinto, 1975-76

INDIVIDUAL CAREER RECORDS

2018 UCONN FOOTBALL MEDIA GUIDE



Nick Williams (2009-12) is first in UConn history in kickoff return yardage with 2,045 yards and seventh in punt returns with 470.

SCORING

OVERALL TOUCHDOWNS

1.	35	Donald Brown, 2006-08
		Wilbur Gilliard, 1992-95
3.	34	Terry Caulley, 2002-06
4.	32	Jordan Todman, 2008-10
4.	28	Taber Small, 1998-01
5.	27	Cornell Brockington, 2003-05
	27	Vinny Clements, 1968-70
7.	26	Tory Taylor, 1995-98
8.	25	Carl Bond, 1995-98
	25	Walt Trojanowski, 1942, 45-46, 49
	25	Arthur Williams, 1925-27
12.	24	Alex Davis, 1989-92
13.	23	John Fitzsimmons, 1996-00
14.	22	Jeff Gallaher, 1985-88

PAT/KICK

1.	128/129	Dave Teggart, 2008-11
2.	124/135	Matt Nuzie, 2003-06
3.	99/111	Nick Sosik, 1990-93
4.	88/96	Rob Moons, 1987-90
5.	82/86	Marc Hickok, 1999-02
6.	64/69	Tony Ciaravino, 2006-08
7.	62/65	Domingos Carlos, 1981-83
8.	61/67	Bobby Puyol, 2012-16
9.	57/62	Mark Carter, 1985-87
10.	55/60	Jim McManus, 1998
	55/63	David DeArmas, 1993-95
	55/59	Bob Segar, 1978-80
	55/63	Greg Sinay, 1973-76

FIELD GOALS/ATTEMPTS

1.	67/74	Dave Teggart, 2008-11
2.	45/78	Matt Nuzie, 2003-06
3.	39/51	Bobby Puyol, 2012-16
3.	36/52	Domingos Carlos, 1981-83
4.	33/44	Tony Ciaravino, 2006-08
5.	31/52	Nick Sosik, 1990-92
6.	30/42	David DeArmas, 1993-95
7.	27/38	Marc Hickok, 1999-2002


TOTAL POINTS

1.	350	Dave Teggart, 2008-11
2.	259	Matt Nuzie, 2003-06
3.	210	Donald Brown, 2006-08
	210	Wilbur Gilliard, 1992-95
5.	206	Terry Caulley, 2002-06
6.	192	Jordan Todman, 2008-10
	192	Nick Sosik, 1990-92
8.	178	Bobby Puyol, 2012-16
9.	170	Domingos Carlos, 1981-83
10.	168	Taber Small, 1998-01
11.	167	Vinny Clements, 1968-70
12.	163	Tony Ciaravino, 2006-08
		Marc Hickok, 1999-02
15.	162	Cornell Brockington, 2003-05
16.	156	Tory Taylor, 1995-98

DEFENSE

TACKLES (since 1978)

1.	495	John Dorsey, 1980-83
2.	449	Lawrence Wilson, 2007-10
3.	428	Troy Ashley, 1986-89
4.	412	Maurice Lloyd, 2001-04
5.	394	Mike Jansen, 1985-87
6.	393	Vernon Hargreaves, 1981-83
7.	357	Alfred Fincher, 2001-04
8.	344	Paul Duckworth, 1990-93
9.	351	Obi Melifonwu, 2012-16
10.	341	Scott Lutrus, 2007-10
	341	Dennis O'Connell, 1976-78



John Dorsey (1980-83) leads the Huskies in career tackles with 495.



Husky Bliidi Wreh-Wilson had two interception returns for a touchdown in 2010 to tie for second in school history.

SACKS (since 1979)

1.	30.5	Trevarado Williams, 2009-12
2.	27	Mark Michaels, 1982-85
3.	24	Cody Brown, 2005-08
4.	22.5	Uyi Osunde, 1999-2003
5.	22	Lindsey Witten 2006-09
6.	21.5	Rob Belcuore, 1989-92
7.	19	Steve Beal, 1976-79
	19	Tyler King, 2001-04
9.	17	Paul Duckworth, 1990-93
10.	16	Mike Rembish, 1987-90
	16	Cole Ormsby, 2013-17

TACKLES FOR LOSS (since 1979)

1.	49 (-219 yds)	Uyi Osunde, 1999-03
2.	47.5 (-142)	Maurice Lloyd, 2001-04
3.	45.5 (-196)	Cody Brown, 2005-08
4.	44.0 (-169)	Sio Moore, 2009-12
5.	43 (-192)	James Hargrave, 2002-05
6.	40.5 (-216)	Trevarado Williams, 2009-12
7.	40 (-177)	Tyler King, 2001-04
8.	35.5/(-133)	Lawrence Wilson, 2007-10
9.	35.5 (-111)	Alfred Fincher, 2001-04
10.	35 (-114)	Danny Lansanah, 2004-07

INTERCEPTIONS

1.	18	Matt Latham, 1982-84
2.	17	Darrell Wilson, 1976, 78-80
	17	Lenny King, 1955-57
4.	14	Mark Chapman, 1989-92
	14	Ted Walton, 1976-79
6.	13	Robert Vaughn, 2006-09
7.	12	Justin Perkins, 2001-04
	12	Jamar Summers, 2014-17
9.	11	Bob Warren, 1969-71
10.	10	Robert McClain, 2006-09
	10	Darius Butler, 2005-08
	10	Danny Lansanah, 2004-07
	10	Dwayne Miller, 1984, 86-88
	10	Roy Hopkins, 1998-02
	10	Scott Daniels, 1984-87

YARDS (RETURNED)

1.	243	Darrell Wilson, 1976, 78-80
2.	218	Dave Korponai, 1961-63
3.	213	Darius Butler, 2005-08
4.	210	Ted Walton, 1977-79
5.	199	Rich Fenton, 1973-75
6.	180	Rusty Neal, 1987-90
7.	177	Chris Meyer, 2000-02
8.	171	Bliidi Wreh-Wilson, 2009-12
9.	162	Danny Lansanah, 2004-07
10.	153	Laban Marsh, 1997-99

INTERCEPTION RETURN TOUCHDOWNS

1.	3	Lawrence Wilson, 2007-10
2.	2	Yawin Smallwood, 2011-13
	2	Dwayne Gratz, 2009-12
	2	Bliidi Wreh-Wilson, 2009-12
	2	Darius Butler, 2005-08
	2	Scott Lutrus, 2007-10
	2	Robert McClain, 2006-09
	2	Danny Lansanah, 2004-07
	2	Justin Perkins, 2001-04

FUMBLE RETURN TOUCHDOWNS

1.	3	Jeff DeLucia, 1996-99
2.	1	15 Players Tied

• Bold face indicates returning players



Trevarado Williams (2009-12) was the all-time career sack leader at UConn with 30.5 and was sixth in career



YEAR-BY-YEAR LEADERS

2018 UCONN FOOTBALL MEDIA GUIDE

RUSHING

YEAR	NAME	NO	YDS	AVG	TD
1952	Joe Bettencourt	86	377	4.4	8
1953	Buddy Amendola	76	410	5.4	2
1954	Mike Sikora	94	315	3.4	5
1955	Lenny King	132	494	3.8	2
1956	Lenny King	176	777	4.4	13
1957	Larry Day	116	626	5.4	3
1958	Bill Minnerly	93	407	4.4	5
1959	Bill Minnerly	103	470	4.6	4
1960	Bill Minnerly	97	409	4.2	3
1961	Dave Korponai	52	296	5.7	2
1962	Dave Roberts	61	236	3.8	2
1963	Brian Smith	69	247	3.6	2
1964	Scip Tucker	74	251	3.4	3
1965	Bob Quist	81	284	4.6	3
	Don Brown	61	284	4.6	1
1966	Bill DiYeso	37	252	6.8	2
1967	Pete Petrillo	160	676	4.2	8
1968	Vinny Clements	186	962	5.2	7
1969	Vinny Clements	242	1060	4.4	9
1970	Ray Jackson	129	608	4.7	5
1971	Lou Allen	137	458	3.3	9
1972	Pat D'Onofrio	111	428	3.9	2
1973	Eric Torkelson	276	1233	4.5	8
1974	Russ Clarke	143	512	3.6	4
1975	Nick Giaquinto	80	420	5.3	2
1976	Nick Giaquinto	185	911	4.9	5
1977	Robert Anderson	126	487	3.9	0
1978	Tony Jordan	179	741	4.1	3
1979	Tony Jordan	209	734	3.5	0
1980	Tony Jordan	127	508	4.0	2
1981	Joe Markus	120	601	5.0	6
1982	Joe Markus	174	532	3.1	4
1983	Billy Parks	249	1095	4.4	9
1984	Billy Parks	175	682	3.9	3
1985	Jeff Gallaher	71	364	5.1	3
1986	Jeff Gallaher	148	592	4.0	5
1987	Jeff Gallaher	146	715	4.9	8
1988	George Boothe	213	1002	4.7	11
1989	Kevin Wesley	199	1162	5.8	10
1990	Kevin Wesley	131	570	4.4	4
1991	Ed Long	155	681	4.4	4
1992	Ed Long	163	900	5.5	8
1993	Wilbur Gilliard	215	1099	5.1	17
1994	Ed Long	103	461	4.5	4
1995	Tory Taylor	208	1262	6.1	6
1996	Hezekiah Faison	127	569	4.5	4
1997	Recolon Jump	155	815	5.3	9
1998	Barry Chandler	169	809	4.8	10
1999	Taber Small	199	757	3.8	14
2000	Taber Small	161	560	3.5	8
2001	Taber Small	100	326	3.3	4
2002	Terry Caulley	220	1247	5.7	15
2003	Cornell Brockington	131	643	4.9	10
2004	Cornell Brockington	238	1218	5.1	11
2005	Terry Caulley	141	659	4.7	6
2006	Donald Brown	161	896	5.6	7
2007	Andre Dixon	167	828	5.0	3
2008	Donald Brown	367	2083	5.7	18
2009	Jordan Todman	235	1188	5.1	14
2010	Jordan Todman	334	1696	5.1	14
2011	Lyle McCombs	275	1151	4.2	7
2012	Lyle McCombs	243	860	3.5	6
2013	Lyle McCombs	159	670	4.2	5
2014	Ron Johnson	114	429	3.8	3
2015	Arkeel Newsome	183	792	4.3	6
2016	Arkeel Newsome	147	715	4.9	5
2017	Kevin Mensah	126	592	4.5	4

* by yardage

PASSING

YEAR	NAME	ATT	COMP	INT	YDS	TD
1952	Irv Panciera	158	81	8	1048	11
1953	Jim DiGiorno	61	18	11	269	1
1954	Jim DiGiorno	72	23	8	266	2
1955	Jim DiGiorno	68	34	6	380	4
1956	John Livieri	34	13	2	185	2
1957	Gerry D'Avolio	44	9	5	150	2
1958	Harry Drivas	109	47	10	602	6
1959	Harry Drivas	83	39	9	510	3
1960	Tom Kopp	48	12	3	205	0
1961	Joe Klimas	47	14	5	284	3
1962	Lou Aceto	109	45	10	434	4
1963	Lou Aceto	73	45	3	451	4
1964	Lou Aceto	110	54	9	669	5
1965	Dave Whaley	185	77	13	847	3
1966	Paul Gruner	81	27	4	412	1
1967	Pete Petrillo	130	52	11	595	3
1968	Rick Robustelli	111	53	9	565	1
1969	Rick Robustelli	283	132	20	1565	14
1970	Rick Robustelli	318	147	20	2030	16
1971	Ray Tellier	130	55	7	708	3
1972	Ray Tellier	144	64	11	829	1
1973	Lou Mancari	134	56	8	610	8
1974	Bernie Palmer	99	45	6	429	3
1975	Bernie Palmer	147	63	11	652	2
1976	Bernie Palmer	223	109	16	1427	4
1977	Maron Clark	137	63	9	661	2
1978	Ken Sweitzer	109	48	6	541	5
1979	Alan Arison	153	61	9	624	7
1980	Ken Sweitzer	252	127	11	2014	16
1981	Ken Sweitzer	282	145	18	2190	15
1982	Rob Trivella	172	77	19	989	4
1983	Larry Corn	227	107	8	1198	7
1984	Chris Riley	203	99	12	1360	9
1985	Peter Lane	292	152	18	1973	7
1986	Peter Lane	328	187	12	2206	12
1987	Matt DeGennaro	319	193	13	2206	18
1988	Matt DeGennaro	387	238	13	2633	17
1989	Matt DeGennaro	356	212	15	2472	17
1990	Matt DeGennaro	257	160	21	1977	8
1991	Cornelius Benton	376	217	14	2701	18
1992	Tom DeSarno	170	79	5	817	3
1993	Zeke Rodgers	245	139	12	1705	7
1994	Zeke Rodgers	135	72	8	968	8
1995	Shane Stafford	182	99	8	1492	11
1996	Shane Stafford	270	144	6	2330	17

1997	Shane Stafford	296	164	10	2814	23
1998	Shane Stafford	278	156	5	2339	22
1999	Brian Hoffman	264	149	13	1681	11
2000	Ryan Tracey	292	159	5	1984	15
2001	Dan Orlovsky	269	128	11	1379	9
2002	Dan Orlovsky	366	221	11	2488	19
2003	Dan Orlovsky	475	279	14	3485	33
2004	Dan Orlovsky	457	288	15	3354	23
2005	Matt Bonislawski	162	82	7	836	6
2006	Matt Bonislawski	163	75	3	843	5
2007	Tyler Lorenzen	347	197	6	2367	13
2008	Tyler Lorenzen	162	79	8	869	3
2009	Zach Frazer	218	116	9	1461	10
2010	Zach Frazer	261	136	6	1425	5
2011	Johnny McEntee	335	172	8	2110	12
2012	Chandler Whitmer	361	208	9	2664	9
2013	Casey Cochran	175	111	4	1293	11
2014	Chandler Whitmer	224	124	8	1522	11
2015	Bryant Shirreffs	279	168	8	2078	9
2016	Bryant Shirreffs	166	283	6	2010	7
2017	Bryant Shirreffs	171	260	5	2287	14

* by attempts

RECEIVING

YEAR	NAME	NO	YARDS	TD
1952	Joe Bettencourt	26	412	4
1953	Phil Tinsley	8	184	na
1954	Ron Rymash	22	281	2
1955	Lenny King	16	223	2
1956	Ron Vernet	8	171	0
1957	Larry Day	7	82	2
1958	Bob Horan	12	164	2
1959	Gerry D'Avolio	14	258	1
1960	Tony Magaletta	5	119	0
1961	Ken Luciani	5	118	1
1962	Dave Korponai	17	201	4
1963	Dave Korponai	20	167	0
1964	Gary Blackney	12	163	0
1965	John Billingslea	16	150	0
	Gary Blackney	16	119	1
1966	Steve Price	9	70	0
1967	John Crisp	32	377	1
1968	Paul Tortolani	29	367	0
1969	John Crisp	46	484	6
1970	Keith Kraham	36	610	8
1971	Greg Andrews	19	342	2
1972	Greg Andrews	31	461	1
1973	Allan MacLellan	31	520	8
1974	Allan MacLellan	32	392	2
1975	Allan MacLellan	21	215	0
1976	Bob Farbotko	23	376	0
1977	Bob Farbotko	22	277	2
1978	Ken Sweitzer	18	215	2
1979	Reggie Eccleston	26	285	3
1980	Reggie Eccleston	50	1081	9
1981	Keith Hugger	57	1145	7
1982	Keith Hugger	25	511	1
1983	Brian McGillicuddy	39	566	0
1984	Brian McGillicuddy	44	712	5
1985	Mike Walsh	47	491	2
1986	David Dunn	57	854	5
1987	David Dunn	66	790	8
1988	Glenn Antrun	77	1130	7
1989	Mark Didio	62	867	3
1990	Mark Didio	78	1153	10
1991	Mark Didio	88	1354	8
1992	Alex Davis	57	760	8
1993	Monte Nowden	52	756	4
1994	Brian Reid	36	516	4
1995	Dak Newton	24	474	5
1996	Dak Newton	44	993	8
1997	Carl Bond	51	1178	6
1998	Carl Bond	61	1004	11
1999	John Fitzsimmons	59	785	5
2000	Steve O'Connor	50	678	2
2001	Cliff Hill	40	397	1
2002	Tommy Collins	39	497	6
2003	Shaun Feldeisen	65	860	7
2004	Keron Henry	67	891	5
2005	Jason Williams	32	315	5
2006	Larry Taylor	29	261	1
2007	Terence Jeffers	44	582	5
2008	Kashif Moore	27	273	1
2009	Marcus Easley	48	893	8
2010	Mike Smith	46	615	2
2011	Isiah Moore	43	566	0
2012	Jeremy Davis	44	613	1
2013	Jeremy Davis	71	1085	3
2014	Jeremy Davis	44	521	3
2015	Noel Thomas	54	719	9
2016	Noel Thomas	100	1179	3
2017	Hergy Mayala	43	615	7

* by receptions

TOTAL OFFENSE

YEAR	NAME	PLAYS	YARDS	TD
1952	Irv Panciera	190	1008	12
1953	Buddy Amendola	76	410	2
1954	Mike Sikora	94	315	5
1955	Lenny King	136	519	2
1956	Lenny King	196	938	14
1957	Larry Day	116	626	3
1958	Harry Drivas	141	644	8
1959	Harry Drivas	111	475	4
1960	Bill Minnerly	97	409	3
1961	Dave Korponai	52	296	2
1962	Lou Aceto	168	376	4
1963	Lou Aceto	108	391	4
1964	Lou Aceto	184	702	5
1965	Dave Whaley	281	856	3
1966	Paul Gruner	290	549	1
1967	Pete Petrillo	290	1271	11
1968	Pete Petrillo	235	1132	14
1969	Rick Robustelli	311	1352	14

1970	Rick Robustelli	338	1901	16
1971	Ray Tellier	227	770	3
1972	Ray Tellier	235	962	7
1973	Eric Torkelson	276	1233	8
1974	Bernie Palmer	148	610	3
1975	Bernie Palmer	240	697	6
1976	Bernie Palmer	361	1617	12
1977	Maron Clark	241	1000	5
1978	Ken Sweitzer	216	894	10
197				

INDIVIDUAL SINGLE-SEASON RECORDS

2018 UCONN FOOTBALL MEDIA GUIDE



Jordan Todman is the third-leading rusher in career history and had two 1,000-yard rushing seasons.

TOTAL OFFENSE

NET YARDS

1.	3444	Dan Orlovsky, 2003
2.	3313	Dan Orlovsky, 2004
3.	2758	Cornelius Benton, 1991
4.	2729	Shane Stafford, 1997
5.	2695	Tyler Lorenzen, 2007
6.	2581	Bryant Shirreffs, 2015
7.	2681	Matt DeGennaro, 1988
8.	2571	Ken Sweitzer, 1981
9.	2503	Chandler Whitmer, 2012
10.	2487	Bryant Shirreffs, 2017
11.	2433	Ken Sweitzer, 1980
12.	2418	Matt DeGennaro, 1989
13.	2402	Dan Orlovsky, 2002
14.	2311	Shane Stafford, 1996
15.	2336	Bryant Shirreffs, 2016
16.	2283	Shane Stafford, 1998
17.	2232	Matt DeGennaro, 1987

PLAYS

1.	565	Dan Orlovsky, 2003
2.	489	Dan Orlovsky, 2004
3.	480	Tyler Lorenzen, 2007
4.	468	Matt DeGennaro, 1988
5.	442	Cornelius Benton, 1991
6.	433	Bryant Shirreffs, 2015
.	433	Ken Sweitzer, 1981
8.	427	Bryant Shirreffs, 2016
9.	426	Matt DeGennaro, 1989
10.	424	Chandler Whitmer, 2012
11.	417	Matt DeGennaro, 1987
12.	416	Dan Orlovsky, 2002

ALL-PURPOSE YARDS

1.	2208	Donald Brown, 2008
2.	1896	Joe Markus, 1981
3.	1844	Jordan Todman, 2010
4.	1879	Jordan Todman, 2009
5.	1821	Vinny Clements, 1969
6.	1766	George Boothe, 1988
7.	1686	Arkeel Newsome, 2015
8.	1653	Nick Giaquinto, 1976
9.	1635	Tory Taylor, 1998
10.	1572	Tory Taylor, 1995

RUSHING

CARRIES

1.	367	Donald Brown, 2008
2.	334	Jordan Todman, 2010
3.	276	Eric Torkelson, 1973
4.	275	Lyle McCombs, 2011
5.	249	Billy Parks, 1983
6.	243	Lyle McCombs, 2012
7.	242	Vinny Clements, 1969
8.	238	Cornell Brockington, 2004
9.	235	Jordan Todman, 2009
10.	220	Terry Caulley, 2002

NET YARDS

1.	2083	Donald Brown, 2008
2.	1695	Jordan Todman, 2010
3.	1262	Tory Taylor, 1995
4.	1247	Terry Caulley, 2002
5.	1233	Eric Torkelson, 1973
6.	1218	Cornell Brockington, 2004
7.	1188	Jordan Todman, 2009
8.	1162	Kevin Wesley, 1989
9.	1151	Lyle McCombs, 2011
10.	1099	Wilbur Gilliard, 1993
11.	1095	Billy Parks, 1983
12.	1093	Andre Dixon, 2009
13.	1060	Vinny Clements, 1969
14.	1002	George Boothe, 1988

YARDS PER GAME (MIN. 1,000 YARDS)

1.	160.2	Donald Brown, 2008
2.	141.2	Jordan Todman, 2010
3.	124.7	Terry Caulley, 2002
4.	117.8	Vin Clements, 1969
5.	116.2	Kevin Wesley, 1989

TOUCHDOWNS

1.	22	Walt Trojanowski, 1945
2.	18	Donald Brown, 2008
3.	17	Wilbur Gilliard, 1993
4.	15	Terry Caulley, 2002
5.	14	Jordan Todman, 2010
.	14	Jordan Todman, 2009
14		Andre Dixon, 2009
14		Taber Small, 1999
14		Arthur Williams, 1926
10.	12	Lenny King, 1956

CONSECUTIVE GAMES WITH RUSHING TD

1.	8	Taber Small, 1999
	8	Terry Caulley, 2002-03
3.	6	Jordan Todman, 2009
	6	Donald Brown, 2008
	6	Jeff Gallaher, 1987-88
5.	5	Ed Nook, 1995

CONSECUTIVE GAMES WITH

100 YARDS

1.	8	Donald Brown, 2008
2.	6	Terry Caulley, 2002-03
3.	5	Jordan Todman, 2010
3.	5	Vin Clements, 1968
5.	4.	Jordan Todman, 2010
	4	Wilbur Gilliard, 1995
	4	Kevin Wesley, 1989

RUSHING —

QUARTERBACKS

CARRIES

1.	160	Pete Petrillo, 1967
2.	154	Bryant Shirreffs, 2015
	154	Irv Panciera, 1951
4.	151	Ken Sweitzer, 1981
5.	144	Bryant Shirreffs, 2016
6.	137	Ken Sweitzer, 1980

NET YARDS

1.	676	Pete Petrillo, 1967
2.	620	Pete Petrillo, 1968
3.	503	Bryant Shirreffs, 2015
4.	420	Irv Panciera, 1951
5.	419	Ken Sweitzer, 1980

TOUCHDOWNS

1.	8	Pete Petrillo, 1968
	8	Pete Petrillo, 1967
3.	5	Ken Sweitzer, 1981
	5	Ken Sweitzer, 1978
5.	4	Tyler Lorenzen, 2008
	4	Dan Orlovsky, 2002
	4	Ken Sweitzer, 1980

PASSING

ATTEMPTS

1.	475	Dan Orlovsky, 2003
2.	457	Dan Orlovsky, 2004
3.	387	Matt DeGennaro, 1988
4.	376	Cornelius Benton, 1991
5.	366	Dan Orlovsky, 2002
6.	361	Chandler Whitmer, 2012
7.	356	Matt DeGennaro, 1989
8.	347	Tyler Lorenzen, 2007
9.	335	Johnny McEntee, 2011
10.	328	Peter Lane, 1986

COMPLETIONS

1.	288	Dan Orlovsky, 2004
2.	279	Dan Orlovsky, 2003
3.	238	Matt DeGennaro, 1988
4.	221	Dan Orlovsky, 2002
5.	217	Cornelius Benton, 1991
6.	212	Matt DeGennaro, 1989
7.	208	Chandler Whitmer, 2012
8.	197	Tyler Lorenzen, 2007
9.	193	Matt DeGennaro, 1987
10.	187	Peter Lane, 1986

NET YARDS

1.	3485	Dan Orlovsky, 2003
2.	3354	Dan Orlovsky, 2004
3.	2814	Shane Stafford, 1997
4.	2701	Cornelius Benton, 1991
5.	2664	Chandler Whitmer, 2012
6.	2633	Matt DeGennaro, 1988
7.	2488	Dan Orlovsky, 2002
8.	2472	Matt DeGennaro, 1989
9.	2367	Tyler Lorenzen, 2007
10.	2339	Shane Stafford, 1998
11.	2330	Shane Stafford, 1996
12.	2287	Bryant Shirreffs, 2017
13.	2206	Matt DeGennaro, 1987
	2206	Peter Lane, 1986
15.	2190	Ken Sweitzer, 1981
16.	2110	Johnny McEntee, 2011



INDIVIDUAL SINGLE-SEASON RECORDS

2018 UCONN FOOTBALL MEDIA GUIDE

TOUCHDOWNS

1.	33	Dan Orlovsky, 2003
2.	30	Bryant Shirreffs, 2017
3.	23	Shane Stafford, 1997
	23	Dan Orlovsky, 2004
5.	22	Shane Stafford, 1998
6.	21	Matt DeGennaro, 1990
7.	19	Dan Orlovsky, 2002
8.	18	Cornelius Benton, 1991
	18	Matt DeGennaro, 1987
10.	17	Shane Stafford, 1996
	17	Matt DeGennaro, 1989
	17	Matt DeGennaro, 1988

CONSECUTIVE GAMES W/ A TD PASS

1.	25	Dan Orlovsky, 2002-04
2.	21	Shane Stafford, 1996-98
3.	13	Matt DeGennaro, 1987-88
4.	12	Matt DeGennaro, 1989-90

MOST INTERCEPTIONS

1.	20	Rick Robustelli, 1970
	20	Rick Robustelli, 1969
3.	19	Rob Trivella, 1982
4.	18	Peter Lane, 1985
	18	Ken Sweitzer, 1981

LEAST INTERCEPTIONS (MIN. 150 ATT.)

1.	3	Matt Bonislawski, 2006
2.	4	Casey Cochran, 2013
3.	5	Ryan Tracey, 2000
	5	Shane Stafford, 1998
	5	Bryant Shirreffs, 2017
5.	6	Zach Frazer, 2010
	6	Tyler Lorenzen, 2007
	6	Shane Stafford, 1996
	6	Bryant Shirreffs, 2016
9.	7	Matt Bonislawski, 2005
10.	8	Bryant Shirreffs, 2015
	8	Chandler Whitmer, 2014
	8	Johnny McEntee, 2011
	8	Tyler Lorenzen, 2008
	8	Shane Stafford, 1995
	8	Matt DeGennaro, 1990
	8	Lary Corn, 1983

PASSING EFFICIENCY (MIN. 150 ATT.)

1.	154.2	Shane Stafford, 1997
2.	153.6	Bryant Shirreffs, 2017
3.	149.3	Shane Stafford, 1998
4.	147.9	Matt DeGennaro, 1990
5.	142.2	Shane Stafford, 1996
6.	141.7	Casey Cochran, 2013

YARDS PER GAME

1.	290.4	Dan Orlovsky, 2003
2.	279.5	Dan Orlovsky, 2004
3.	270.1	Cornelius Benton, 1991
4.	259.9	Shane Stafford, 1998
5.	255.8	Shane Stafford, 1997

YARDS PER ATTEMPT (MIN. 150 ATT.)

1.	9.51	Shane Stafford, 1997
2.	8.63	Shane Stafford, 1996
3.	8.41	Shane Stafford, 1998
4.	8.19	Shane Stafford, 1995
5.	7.99	Ken Sweitzer, 1980

PASS RECEIVING

RECEPTIONS

1.	100	Noel Thomas, 2016
2.	88	Mark Didio, 1991
3.	78	Mark Didio, 1990
4.	77	Glenn Antrum, 1988
5.	72	Alex Davis, 1991
6.	71	Jeremy Davis, 2013
7.	67	Keron Henry, 2004
8.	66	David Dunn, 1987
9.	65	Shaun Feldeisen, 2003
10.	62	Alex Davis, 1990
	62	Mark Didio, 1989
12.	61	Carl Bond, 1998
13.	59	John Fitzsimmons, 1999
14.	57	Alex Davis, 1992
	57	David Dunn, 1986
	57	Keith Hugger, 1981

YARDS

1.	1354	Mark Didio, 1991
2.	1179	Noel Thomas, 2016
3.	1178	Carl Bond, 1997
4.	1153	Mark Didio, 1990
5.	1145	Keith Hugger, 1981
6.	1130	Glenn Antrum, 1988
7.	1085	Jeremy Davis, 2013
8.	1081	Reggie Eccleston, 1980
9.	1040	John Fitzsimmons, 1998
10.	1004	Carl Bond, 1998
11.	993	Dak Newton, 1996
12.	909	Alex Davis, 1991
13.	893	Marcus Easley, 2009
14.	891	Keron Henry, 2004
15.	867	Mark Didio, 1989



Quarterback Zach Frazer is ninth in school history in passing yards and had an 8-2 record in games he started in during the months of November, December

15.	860	Shaun Feldeisen, 2003
-----	-----	-----------------------

YARDS PER GAME

(MIN. 750 YARDS)

1.	123.1	Mark Didio, 1991
2.	108.1	Reggie Eccleston, 1980
3.	107.1	Carl Bond, 1997
4.	104.8	Mark Didio, 1990
5.	104.1	Keith Hugger, 1981

YARDS PER CATCH (MIN. 750 YARDS)

1.	23.1	Carl Bond, 1997
2.	22.6	Dak Newton, 1996
3.	21.6	Reggie Eccleston, 1980
4.	20.1	Keith Hugger, 1981
5.	19.6	John Fitzsimmons, 1998

TOUCHDOWNS

1.	11	Carl Bond, 1998
2.	10	Mark Didio, 1990
3.	9	O'Neil Wilson, 2003
	9	John Fitzsimmons, 2000
	9	Tory Taylor, 1997
	9	Alex Davis, 1990
	9	Reggie Eccleston, 1980
8.	8	Marcus Easley, 2009
	8	Dak Newton, 1996
	8	Alex Davis, 1992
	8	Mark Didio, 1991
	8	David Dunn, 1987
	8	Allan MacLellan, 1973
	8	Keith Kraham, 1970

PASS RECEIVING -

TIGHT ENDS

RECEPTIONS

1.	51	Brian Kozlowski, 1990
2.	47	Brian Kozlowski, 1991
	47	Mike Walsh, 1985
4.	43	Brian Kozlowski, 1992
5.	39	Tommy Collins, 2002
6.	38	Ken Miller, 1981
7.	37	Scott Sweitzer, 1987
8.	33	Ryan Griffin, 2011
9.	32	Allan MacLellan, 1974
10.	31	Ryan Griffin, 2010
	31	Scott Sweitzer, 1986
	31	Allan MacLellan, 1973
	31	Ken Miller, 1980

YARDS

1.	592	Ken Miller, 1981
2.	563	Brian Kozlowski, 1991
3.	526	Brian Kozlowski, 1992
4.	520	Allan MacLellan, 1973
5.	516	Brian Kozlowski, 1990

TOUCHDOWNS

1.	8	Allan MacLellan, 1973
2.	6	Tommy Collins, 2002
	6	Ken Miller, 1981
4.	4	Steve Brouse, 2007
	4	Mike Walsh, 1983
	4	Ken Miller, 1980
	4	Ken Miller, 1979

INDIVIDUAL SINGLE-SEASON RECORDS



2018 UCONN FOOTBALL MEDIA GUIDE

PUNTING

NUMBER	NAME	YEAR
1.	82	Neil Gauvin, 1983
2.	81	Adam Coles, 2001
3.	80	Cole Wagner, 2011
4.	79	Cole Wagner, 2010
5.	78	Rusty Umberger, 1979
6.	76	Adam Coles, 2002
7.	75	Justin Wain, 2015
	75	Desi Cullen, 2007
9.	74	Justin Wain, 2014
10.	73	Justin Wain, 2016
11.	72	Rusty Umberger, 1977

YARDS

1.	3620	Cole Wagner, 2010
2.	3288	Cole Wagner, 2011
3.	3172	Adam Coles, 2001
4.	3115	Neil Gauvin, 1983
5.	3055	Desi Cullen, 2007
6.	3030	Adam Coles, 2002
7.	3017	Justin Wain, 2016
8.	2868	Justin Wain, 2014
9.	2866	Justin Wain, 2015
10.	2845	Chris Pavasaris, 2006
11.	2829	Cole Wagner, 2013

AVERAGE

1.	42.8	Desi Cullen, 2009
2.	42.0	Adam Coles, 2003
3.	41.3	Cole Wagner, 2010
	41.3	Justin Wain, 2016
4.	41.1	Cole Wagner, 2011
5.	41.0	Jim Carriere, 1988
	41.0	Mike Morelli, 1999
7.	40.8	Mike Morelli, 1998
8.	40.7	Desi Cullen, 2007
9.	40.5	Adam Coles, 2000
	40.5	David DeArmas, 1994

PUNT RETURNS

NUMBER	NAME	YEAR
1.	41	David Dunn, 1985
2.	34	David Sanchez, 2003
	34	Joe Markus, 1981
4.	33	Mike Adams, 1988
5.	31	Larry Taylor, 2007
	31	Mark Chapman, 1992
7.	30	Mark Chapman, 1990
	30	Joe Markus, 1982
9.	28	Jasper Howard, 2008
	28	Cliff Hill, 2001
	28	Mike Nolan, 1988
	28	David Dunn, 1986
	28	Brian Herosian, 1971

YARDS

1.	357	Larry Taylor, 2007
2.	351	Larry Taylor, 2004
3.	342	David Dunn, 1985
4.	315	Joe Markus, 1982
5.	314	Mark Chapman, 1992
6.	306	Jasper Howard, 2008
7.	302	Joe Markus, 1981
8.	283	Larry Taylor, 2005
9.	265	Robert McClain, 2009
10.	255	Larry Taylor, 2006

YARDS PER RETURN (MIN. 200 YDS./15 RET.)

1.	15.9	Jordan Younger, 1999
2.	14.6	Larry Taylor, 2004
3.	12.9	Joe Markus, 1979
4.	12.8	Larry Taylor, 2006
5.	12.6	Reggie McClain, 2009
6.	12.3	Larry Taylor, 2005

TOUCHDOWNS

1.	2	Larry Taylor, 2007
	2	Jordan Younger, 1999
	2	Carl Bond, 1996
	2	Matt Latham, 1983
5.	1	31 Players Tied

KICKOFF RETURNS

NUMBER

1.	41	Tory Taylor, 1998
2.	38	Jordan Younger, 1999
3.	37	Nick Williams, 2011
4.	36	Arkeel Newsome, 2014
5.	34	Carl Bradford, 2000
6.	30	Joe Markus, 1981
7.	27	Tyvon Branch, 2007
8.	26	Eric Torkelson, 1972
	26	Quayvon Skanes, 2017
10.	25	Nick Giaquinto, 1975
11.	24	Lyle McCombs, 2013
	24	Mark Chapman, 1991
	24	Mark Chapman, 1990

YARDS

1.	920	Nick Williams, 2011
2.	849	Tory Taylor, 1998
3.	780	Tyvon Branch, 2007
4.	730	Arkeel Newsome, 2014
5.	704	Carl Bradford, 2000
	704	Jordan Younger, 1999
7.	637	Joe Markus, 1981
8.	620	Robbie Frey, 2009
9.	600	Nick Williams, 2010
10.	599	George Boothe, 1987

YARDS PER RETURN (MIN. 300 YDS./15 RET.)

1.	35.3	Nick Williams, 2010
2.	29.3	Robbie Frey, 2009
3.	28.9	Tyvon Branch, 2007
4.	28.5	George Boothe, 1987
5.	26.3	Vin Clements, 1969
6.	25.9	Ted Walton, 1978
7.	25.8	Mike Zito, 1968

TOUCHDOWNS

1.	2	Nick Williams, 2010
	2	Tyvon Branch, 2007
3.	1	Robbie Frey, 2009
	1	Jordan Todman, 2009
	1	Mike Lang, 2009
	1	Darius Butler, 2005
	1	Larry Taylor, 2004
	1	Jordan Younger, 1998
	1	Tory Taylor, 1998
	1	George Boothe, 1986
	1	Gary DuBose, 1983
	1	Ted Walton, 1978
	1	Herb DeGraffe, 1977
	1	Rich Hedgepeth, 1976
	1	Nick Giaquinto, 1975
	1	Richard Mason, 1975
	1	Mike Zito, 1968

SCORING

TOUCHDOWNS


1.	22	Walt Trojanowski, 1945
2.	18	Donald Brown, 2008
3.	17	Wilbur Gilliard, 1993
4.	16	Terry Caulley, 2002
5.	15	Jordan Todman, 2009
	15	Andre Dixon, 2009
	15	Taber Small, 1999
	15	Arthur Williams, 1926
9.	14	Jordan Todman, 2010
9.	13	Vinny Clements, 1969
	13	Lenny King, 1956

PAT/KICK

1.	55/60	Jim McManus, 1998
2.	47/47	Dave Teggart, 2009
	47/49	Matt Nuzie, 2003
	47/48	Marc Hickok, 2002
5.	45/50	Robb Myers, 1997
6.	37/42	Matt Nuzie, 2004
7.	36/36	Dave Teggart, 2010
7.	36/39	Nick Sosik, 1990
8.	35/37	Rob Moons, 1988
9.	34/37	Rob Moons, 1989
10.	34/38	Tony Ciaravino, 2007

CONSECUTIVE PATS MADE

1.	47	Dave Teggart, 2009
	47	Marc Hickok, 2002
3.	36	Dave Teggart, 2010
4.	31	Matt Nuzie, 2003
5.	29	Rob Moons, 1988



Larry Taylor holds UConn season and career punt return yardage records and UConn's career punt return touchdown record with four.



INDIVIDUAL SINGLE-SEASON RECORDS

2018 UCONN FOOTBALL MEDIA GUIDE



Kicker Dave Teggart graduated from UConn in 2011 as the school's all-time leader in points scored, field goals and extra points.

FIELD GOALS

1.	25/31	Dave Teggart, 2010
2.	22/27	Tony Ciaravino, 2007
3.	22/28	Dave Teggart, 2011
4.	20/28	Matt Nuzie, 2004
5.	17/24	David DeArmas, 1995
6.	16/18	Bobby Puyol, 2015
7.	15/23	Mark Carter, 1986
8.	14/23	Dave Teggart, 2009
9.	13/15	Dave Teggart, 2008
10.	13/18	Bobby Puyol, 2016
11.	12/17	Marc Hickok, 2002
	12/17	Marc Hickok, 2001

CONSECUTIVE FIELD GOALS MADE

1.	11	Dave Teggart, 2008
2.	10	Dave Teggart, 2010
	10	Matt Nuzie, 2004
4.	9	Dave Teggart, 2011
	9	Tony Ciaravino, 2007
	9	David DeArmas, 1994

POINTS

1.	132	Walt Trojanowski, 1945
2.	111	Dave Teggart, 2010
3.	108	Donald Brown, 2008
4.	102	Wilbur Gilliard, 1993
5.	100	Tony Ciaravino, 2007
6.	97	Matt Nuzie, 2004
7.	95	Dave Teggart, 2011
8.	90	Andre Dixon, 2009
	90	Jordan Todman, 2009
	90	Taber Small, 1999
	90	Arthur Williams, 1926

DEFENSE

TACKLES (SINCE 1974)

1.	184	John Dorsey, 1983
2.	154	John Dorsey, 1982
	154	Don Thompson, 1974
4.	149	Vernon Hargreaves, 1982
5.	144	John Dorsey, 1981
6.	140	Lawrence Wilson, 2009
	140	Alfred Fincher, 2004
	140	Troy Ashley, 1989
9.	139	Mike Jansen, 1986
10.	138	Paul Zenkert, 1994
	138	Paul Duckworth, 1993
	138	Mike Jansen, 1987
	138	Vernon Hargreaves, 1983

SACKS (SINCE 1973)

1.	13	Mark Michaels, 1984
	13	Steve Beal, 1978
3.	12.5	Trevardo Williams, 2011
4.	11.5	Lindsay Witten, 2009
5.	11	Cody Brown, 2008
	11	Uyi Osunde, 2003
	11	Bruce Bourgoin, 1993
8.	10	Paul Mariano, 1975
	10	Mike Rembish, 1990
10.	9.5	Uyi Osunde, 2002
	9.5	Rob Belcuore, 1992

TACKLES FOR LOSS (SINCE 1980)

1.	24.5 (-94 yards)	Uyi Osunde, 2003
2.	19 (-40)	Razul Wallace, 2000
3.	18 (-44)	Maurice Lloyd, 2002
	18 (-55)	Khalid Riley, 1998
5.	17 (-85)	Tyler King, 2003
6.	16.5 (-72)	Cody Brown, 2008
	16.5 (-60)	Cody Brown, 2007
8.	16 (-58)	Sio Moore, 2011
9.	16 (-58)	Jamar Wilkins, 2000
10.	15 (-97)	Trevardo Williams, 2011

INTERCEPTIONS

1.	10	Lenny King, 1956
2.	8	Jamar Summers, 2015
	8	Mark Chapman, 1992
	8	Matt Latham, 1983
	8	Darrell Wilson, 1980
6.	7	Robert Vaughn, 2007
	7	Rich Fenton, 1974
8.	6	Justin Perkins, 2003
	6	Roy Hopkins, 2002
	6	Mark Chapman, 1991
	6	Matt Latham, 1982
	6	Ted Walton, 1976
	6	Lenny King, 1956



Alfred Fincher is tied for sixth on the single-season record list in tackles with 140 in 2004.

YARDS (RETURNED)

1.	184	Dave Korponai, 1962
2.	163	Rich Fenton, 1973
	163	Lenny King, 1956
4.	153	Bledi Wreh-Wilson, 2010
5.	140	Darius Butler, 2005
6.	118	Chris Meyer, 2002
7.	112	Robert Vaughn, 2007
8.	108	Ted Walton, 1978
9.	105	Robert McClain, 2008
10.	104	Andrew Adams, 2014

INTERCEPTION RETURN TOUCHDOWNS


1.	2	Bledi Wreh-Wilson, 2010
	2	Robert McClain, 2008
	2	Scott Lutrus, 2007
	2	Justin Perkins, 2004

FUMBLE RETURN TOUCHDOWNS

1.	1	21 Players Tied
----	---	-----------------

BOLD indicates returning player

Uyi Osunde holds the school record



INDIVIDUAL SINGLE-GAME RECORDS



2018 UCONN FOOTBALL MEDIA GUIDE

TOTAL OFFENSE

NET YARDS

1.	466	Casey Cochran vs. Memphis, 2013
2.	465	Bryant Shirreffs vs. USF, 2015
3.	434	Brian Hoffmann vs. Massachusetts, 1998
	434	Bryant Shirreffs vs. ECU, 2017
4.	433	Cornelius Benton vs. New Hampshire, 1991
5.	432	Cornelius Benton vs. Yale, 1991
6.	412	Dan Orlovsky vs. Syracuse, 2004
7.	398	Dan Orlovsky vs. Murray State, 2004
8.	369	Cody Endres vs. West Virginia, 2009
9.	362	Zeke Rodgers vs. Boston Univ., 1992
10.	359	Cornelius Benton vs. Yale, 1990
	359	Matt DeGennaro vs. Northeastern, 1988
12.	356	Dan Orlovsky vs. Cincinnati, 2002
	356	Peter Lane vs. Rhode Island, 1985
14.	355	Ryan Tracey vs. Eastern Michigan, 2000
15.	354	Tyler Lorenzen at Duke, 2007
16.	351	Ken Sweitzer vs. New Hampshire, 1992
17.	343	Dan Orlovsky vs. Western Michigan, 2003
18.	340	Shane Stafford vs. William & Mary, 1998
19.	338	Chandler Whitmer vs. ECU, 2014
20.	335	Matt DeGennaro vs. SMU, 1989

PLAYS

1.	68	Ken Sweitzer vs. New Hampshire, 1981
2.	65	Peter Lane vs. New Hampshire, 1985
3.	64	D.J. Hernandez vs. Cincinnati, 2005
4.	62	Dan Orlovsky vs. Boston College, 2003
	62	Ryan Tracey vs. Louisville, 2000
	62	Matt DeGennaro vs. Delaware, 1990
	62	Matt DeGennaro vs. Boston Univ., 1988
	62	Bryant Shirreffs vs. USF, 2015
9.	59	Matt DeGennaro vs. Rhode Island, 1988
10.	58	Dan Orlovsky vs. Georgia Tech, 2004
	58	Dan Orlovsky vs. Utah State, 2001
	58	Brian Hoffmann vs. James Madison, 1999
13.	57	Dan Orlovsky vs. Syracuse, 2004
	57	Matt DeGennaro vs. Northeastern, 1988
	57	Rick Robustelli vs. Holy Cross, 1970
16.	56	Casey Cochran vs. Memphis, 2013
	56	Dan Orlovsky vs. Cincinnati, 2002
	56	Brian Hoffmann vs. Massachusetts, 1998
19.	55	Ryan Tracey vs. Eastern Michigan, 2000
	55	Zeke Rodgers vs. Boston Univ., 1992
	55	Larry Corn vs. Colgate, 1983

ALL-PURPOSE YARDS

318	Gary DuBose vs. Massachusetts, 1984
-----	-------------------------------------

RUSHING

CARRIES

1.	44	Russ Clarke vs. Vermont, 1974
2.	43	Donald Brown vs. Pittsburgh, 2006
3.	37	Jordan Todman vs. Vanderbilt, 2010
	37	Jordan Todman vs. Pittsburgh, 2010
	37	Kevin Wesley vs. Boston University, 1989
6.	36	Donald Brown vs. Temple, 2008
	36	Gary DuBose vs. Massachusetts, 1984
	36	Tony Jordan vs. New Hampshire, 1979
	36	Nick Giaquinto vs. Massachusetts, 1976
10.	35	Ed Long vs. New Hampshire, 1992
11.	34	Donald Brown vs. Pittsburgh, 2008
	34	Donald Brown vs. Baylor, 2008

RUSHING YARDS

1.	277	Nick Giaquinto vs. Holy Cross, 1976
2.	273	Vinny Clements vs. Rhode Island, 1969
3.	272	Kevin Wesley vs. Massachusetts, 1989
4.	261	Donald Brown vs. Buffalo, 2009 Int. Bowl
5.	256	Tory Taylor vs. Boston University, 1995
6.	252	Wilbur Gilliard vs. Richmond, 1993
7.	246	Gary DuBose vs. Massachusetts, 1984
8.	234	Terry Caulley vs. Buffalo, 2003
9.	223	Kevin Wesley vs. Boston University, 1989
10.	222	Jordan Todman vs. Pittsburgh, 2010
11.	218	Mike Zito vs. Vermont, 1969
12.	214	Donald Brown vs. Temple, 2008
13.	212	Chris Bellamy vs. Kent State, 2003
14.	209	Ed Long vs. Rhode Island, 1992
15.	207	Russ Clarke vs. Vermont, 1974
16.	206	Donald Brown vs. Virginia, 2008
17.	205	Donald Brown vs. Pittsburgh, 2006
	205	Billy Parks vs. Maine, 1983
19.	199	Donald Brown vs. Rutgers, 2006
	199	Tory Taylor vs. Yale, 1995

RUSHING —

QUARTERBACKS

YARDS

1.	185	Pete Petrillo vs. Boston University, 1968
2.	130	D.J. Hernandez vs. Pittsburgh, 2006
3.	120	Ken Sweitzer vs. Maine, 1980
4.	115	Pete Petrillo vs. Massachusetts, 1968
5.	100	Bryant Shirreffs vs. USF, 2015
6.	94	Ken Sweitzer vs. Holy Cross, 1978
7.	90	Bryant Shirreffs vs. Cincinnati, 2015
8.	86	D.J. Hernandez vs. Syracuse, 2005
9.	79	Bryant Shirreffs vs. Tulane, 2015
10.	75	Bryant Shirreffs vs. Marshall, 2015
	75	Tyler Lorenzen vs. Temple, 2008
	75	Ken Sweitzer vs. Holy Cross, 1981

PASSING

ATTEMPTS

1.	57	Rick Robustelli vs. Holy Cross, 1970
2.	55	Dan Orlovsky vs. Boston College, 2003
3.	54	Casey Cochran vs. Memphis, 2013
	54	Ryan Tracey vs. Louisville, 2000
5.	53	Matt DeGennaro vs. Northeastern, 1988
6.	52	Matt DeGennaro vs. Delaware, 1990
7.	51	Dan Orlovsky vs. Syracuse, 2004
	51	Dan Orlovsky vs. Kent State, 2003
	51	Dan Orlovsky vs. Utah State, 2001
	51	Matt DeGennaro vs. Rhode Island, 1988
	51	Dan Orlovsky vs. Cincinnati, 2001
12.	49	Dan Orlovsky vs. Georgia Tech, 2004
	49	Ryan Tracey vs. Eastern Michigan, 2000
	49	Brian Hoffmann vs. James Madison, 1999
15.	48	Matt DeGennaro vs. Boston Univ., 1988
	48	Larry Corn vs. Colgate, 1983
17.	47	Dan Orlovsky vs. West Virginia, 2004
	47	Peter Lane vs. New Hampshire, 1985
19.	46	Zach Frazer vs. Rutgers, 2009
	46	Luke Richmond vs. New Hampshire, 1999
	46	Shane Stafford vs. New Hampshire, 1998

COMPLETIONS

1.	39	Dan Orlovsky vs. Syracuse, 2004
2.	36	Casey Cochran vs. Memphis, 2013
3.	33	Matt DeGennaro vs. Northeastern, 1988
	33	Brian Hoffmann vs. James Madison, 1999
5.	32	Matt DeGennaro vs. Delaware, 1990
6.	31	Cornelius Benton vs. Villanova, 1990
7.	30	Matt DeGennaro vs. Rhode Island, 1988
	30	Matt DeGennaro vs. Boston Univ., 1988
9.	29	Dan Orlovsky vs. Navy, 2002
	29	Cornelius Benton vs. New Hampshire, 1991
11.	28	Bryant Shirreffs vs. USF, 2015
	28	Chandler Whitmer vs. W. Michigan, 2012
	28	Dan Orlovsky vs. Buffalo, 2004
	28	Dan Orlovsky vs. Georgia Tech, 2004
	28	Dan Orlovsky vs. Kent State, 2003
	28	Cornelius Benton vs. Delaware, 1991
18.	27	Dan Orlovsky vs. Cincinnati, 2001
	27	Ryan Tracey vs. Louisville, 2000
	27	Bryant Shirreffs vs. Syracuse, 2016
21.	26	Dan Orlovsky vs. Boston College, 2003
	26	Dan Orlovsky vs. Army, 2003
	26	Dan Orlovsky vs. Indiana, 2003
	26	Brian Hoffmann vs. Massachusetts, 1998
	26	Zeke Rodgers vs. Boston Univ., 1992
	26	Cornelius Benton vs. Yale, 1990
	26	Matt DeGennaro vs. Northeastern, 1987
	26	Rick Robustelli vs. Rutgers, 1969

PASSING YARDS

1.	461	Casey Cochran vs. Memphis, 2013
2.	445	Dan Orlovsky vs. Syracuse, 2004
3.	413	Brian Hoffmann vs. Massachusetts, 1998
4.	408	Bryant Shirreffs vs. ECU, 2017
5.	406	Bryant Shirreffs at SMU, 2017
6.	406	Cornelius Benton vs. New Hampshire, 1991
7.	402	Cornelius Benton vs. Yale, 1991
8.	382	Dan Orlovsky vs. Murray State, 2004
	382	Dan Orlovsky vs. Cincinnati, 2001
10.	378	Cody Endres vs. West Virginia, 2009
11.	371	Cornelius Benton vs. Yale, 1990
12.	365	Bryant Shirreffs vs. USF, 2015
13.	360	Shane Stafford vs. William & Mary, 1998
	360	Zeke Rodgers vs. Boston Univ., 1992
13.	349	Chandler Whitmer vs. Maryland, 2013

14.	343	Dan Orlovsky vs. Western Michigan, 2003
	343	Peter Lane vs. Rhode Island, 1985
16.	341	Matt DeGennaro vs. Northeastern, 1988
17.	340	Ryan Tracey vs. Eastern Michigan, 2000
18.	339	Matt DeGennaro vs. SMU, 1989
19.	337	Matt DeGennaro vs. Delaware, 1990
20.	335	Matt DeGennaro vs. Rhode Island, 1988
21.	333	Chandler Whitmer vs. W. Michigan, 2012
22.	327	Ryan Tracey vs. Colgate, 2000
	327	Shane Stafford vs. Colgate, 1998
24.	321	Ryan Tracey vs. Northeastern, 2000
	321	Tom DeSarno vs. Boston University, 1991
26.	317	Dan Orlovsky vs. Army, 2003
27.	316	Dan Orlovsky vs. Virginia Tech, 2003
28.	315	Shane Stafford vs. Villanova, 1996
29.	313	Dan Orlovsky vs. Wake Forest, 2003
	313	Shane Stafford vs. Georgia Southern, 1998
31.	312	Shane Stafford vs. Massachusetts, 1997
	312	Ken Sweitzer vs. Rhode Island, 1981
33.	311	Casey Cochran vs. Rutgers, 2013
35.	310	Tim Boyle vs. USF, 2013
	310	Shane Stafford vs. Yale, 1998

BEST COMPLETION PERCENTAGE

(with 15 or more completions)

1.	88.46% (23-26)	Bryant Shirreffs at Navy, 2016
2.	82.9% (29-35)	Dan Orlovsky vs. Navy, 2002
3.	81.3% (26-32)	Cornelius Benton vs. Yale, 1991
4.	73.9% (17-23)	Bryant Shirreffs vs. USF, 2017
5.	79.3% (23-29)	Bryant Shirreffs vs. Tulsa, 2017
6.	79.2% (19-24)	Matt DeGennaro vs. URI, 1987
7.	78.6% (22-28)	Bryant Shirreffs at SMU, 2017
8.	76.7% (23-30)	Matt DeGennaro vs. Richmond, 1990
9.	76.6% (23-30)	Cody Endres vs. Rhode Island, 2009
10.	76.5% (39-51)	Dan Orlovsky vs. Syracuse, 2004
11.	76.0% (19-25)	Bryant Shirreffs vs. Army, 2015
	76.0% (19-25)	Chandler Whitmer vs. Pitt, 2012
	76.0% (19-25)	Matt DeGennaro vs. CCSU, 1989
14.	75.8% (25-31)	Casey Cochran vs. Rutgers, 2013
15.	75.0% (18-24)	Shane Stafford vs. Hofstra, 1997
	75.0% (15-20)	Tony Valente vs. URI, 1993
17.	74.1% (20-27)	Matt DeGennaro vs. Yale, 1988
18.	73.7% (28-38)	Dan Orlovsky vs. Buffalo, 2004
	73.7% (28-38)	Cornelius Benton vs. Delaware, 1991
20.	73.9 (17-23)	Cody Endres vs. Pittsburgh, 2009
21.	73.5% (25-34)	Dan Orlovsky vs. Army, 2004
22.	73.3% (22-30)	Tyler Lorenzen at Duke, 2007
	73.3% (22-30)	DeGennaro vs. URI, 1990
24.	72.7% (16-22)	Bryant Shirreffs vs. UCF, 2015
	72.7% (16-22)	Shane Stafford vs. Buffalo, 1997
	72.7% (16-22)	Shane Stafford vs. Boston Univ., 1997
	72.7% (24-33)	Cornelius Benton vs. Yale, 1991

TOUCHDOWN PASSES

1.	5	Dan Orlovsky vs. Murray State, 2004
	5	Dan Orlovsky vs. Akron, 2003
	5	Dan Orlovsky vs. Army, 2003
4.	4	Casey Cochran vs. Memphis, 2013
	4	Johnny McEntee vs. Western Michigan, 2011
	4	D.J. Hernandez vs. Pittsburgh, 2006
	4	Dan Orlovsky vs. Army, 2004
	4	Ryan Tracey vs. Northeastern, 2000
	4	Brian Hoffmann vs. Massachusetts, 1998
	4	Shane Stafford vs. Hampton, 1998
	4	Shane Stafford vs. Yale, 1998
	4	Shane Stafford vs. Buffalo, 1997
	4	Shane Stafford vs. Massachusetts, 1996
	4	Matt DeGennaro vs. Rhode Island, 1990
	4	Matt DeGennaro vs. Villanova, 1989
	4	Larry Corn vs. Colgate, 1983
	4	Ken Sweitzer vs. Rhode Island, 1980
16.	3	Accomplished 37 times by 11 different QB

INTERCEPTIONS (THROWN)

1.	5	Rick Robustelli vs. Baldwin-Wallace, 1969
	5	Rick Robustelli vs. Massachusetts, 1969
	5	Rob Trivella vs. Lehigh, 1982
4.	4	Chandler Whitmer vs. Rutgers, 2012
	4	Shane Stafford vs. Maine, 1995
	4	Matt DeGennaro vs. Yale, 1989
	4	Matt DeGennaro vs. Northeastern, 1987
	4	Peter Lane vs. Delaware State, 1986
	4	Peter Lane vs. Delaware State, 1985
	4	Rob Trivella vs. Massachusetts, 1982
	4	Rob Trivella vs. Delaware, 1982
	4	Ken Sweitzer vs. Massachusetts, 1981
	4	Lou Mancari vs. Delaware, 1973



INDIVIDUAL SINGLE-GAME RECORDS

2018 UCONN FOOTBALL MEDIA GUIDE

PASS RECEIVING

RECEPTIONS

1.	15	Jeremy Davis vs. Memphis, 2013
2.	14	Keith Hugger vs. Delaware, 1981
	14	Noel Thomas vs. Syracuse, 2016
4.	13	Alex Davis vs. Rhode Island, 1991
	13	Alex Davis vs. Delaware, 1991
	13	Mark Didio vs. Rhode Island, 1990
	13	Vin Russell vs. Holy Cross, 1970
8.	12	Mark Didio vs. Boston University, 1991
	12	Noel Thomas vs. USF, 2016
10.	11	Deshon Foxx vs. Memphis, 2013
	11	Monte Nowden vs. Villanova, 1993
	11	Brian Kozlowski vs. Boston Univ., 1992
	11	Mark Didio vs. Rhode Island, 1991
	11	Mark Didio vs. Delaware, 1990
	11	David Dunn vs. Southern Connecticut, 1987
	11	Mike Walsh vs. Massachusetts, 1985
	11	Keith Hugger vs. Rhode Island, 1981
	11	Vin Russell vs. Holy Cross, 1971
	11	John Crisp vs. Rutgers, 1969
	11	Noel Thomas at Navy, 2016
21.	10	Shakim Phillips vs. Maryland, 2013
	10	Cornell Brockington vs. Syracuse, 2004
	10	Shaun Feldeisen vs. Wake Forest, 2003
	10	John Fitzsimmons vs. Kentucky, 1999
	10	John Fitzsimmons vs. New Hampshire, 1999
	10	Brian Kozlowski vs. Villanova, 1990
	10	Mark Didio vs. Richmond, 1990
	10	Glenn Antrum vs. New Hampshire, 1988
	10	Glenn Antrum vs. Massachusetts, 1988

RECEIVING YARDS

1.	236	Keith Hugger vs. Delaware, 1981
2.	229	Mark Didio vs. Boston University, 1991
	229	Reggie Eccleston vs. Rhode Island, 1980
4.	222	Dak Newton vs. Villanova, 1996
5.	207	Jeremy Davis vs. Memphis, 2013
6.	193	Glenn Antrum vs. Richmond, 1988
7.	186	Vin Russell vs. Holy Cross, 1970
8.	185	Mark Didio vs. Richmond, 1991
9.	182	Mark Didio vs. Rhode Island, 1990
10.	178	Shakim Phillips vs. Maryland, 2013
11.	175	Carl Bond vs. New Hampshire, 1997
	175	Keith Hugger vs. Rhode Island, 1981
13.	170	Arkeel Newsome vs. ECU, 2017
14.	166	David Dunn vs. Lehigh, 1985
15.	165	Noel Thomas vs. UCF, 2016
16.	163	Carl Bond vs. Hofstra, 1997
17.	161	Keith Hugger vs. Boston University, 1981
18.	157	Marcus Easley vs. West Virginia, 2009
	157	Dak Newton vs. Massachusetts, 1996
20.	155	Keith Kraham vs. Temple, 1970
21.	153	Mark Didio vs. Rhode Island, 1991
22.	152	Glenn Antrum vs. New Hampshire, 1988

TOUCHDOWN RECEPTIONS

1.	4	Reggie Eccleston vs. Rhode Island, 1980
2.	3	Dak Newton vs. Villanova, 1996
	3	Mark Didio vs. Boston University, 1991
	3	Joe Bettencourt vs. Ohio Wesleyan, 1950

PASS RECEIVING —

TIGHT ENDS

RECEPTIONS

1.	13	Vin Russell vs. Holy Cross, 1970
2.	11	Brian Kozlowski vs. Boston Univ., 1992
	11	Mike Walsh vs. Massachusetts, 1985
	11	Vin Russell vs. Holy Cross, 1971
5.	10	Brian Kozlowski vs. Villanova, 1990

YARDS

1.	186	Vin Russell vs. Holy Cross, 1970
2.	151	Brian Kozlowski vs. Boston University, 1992
3.	135	Dan Murray vs. Rutgers, 2004
4.	113	Michael Walsh vs. Massachusetts, 1985
5.	111	Brian Kozlowski vs. Boston University, 1992
6.	106	Robert Farbotko vs. Maine, 1976
7.	103	Anthony Miller vs. Rhode Island, 1988
8.	102	Scott Sweitzer vs. Delaware, 1987

PUNTING

NUMBER

1.	13	Rusty Umberger vs. Massachusetts, 1979
	13	Robert Starkel vs. Harvard, 1946

YARDS

1.	493	Justin Wain at Houston, 2016
2.	454	Robert Starkel vs. Harvard, 1946
3.	449	Adam Coles vs. Temple, 2001
4.	445	Desi Cullen at Cincinnati, 2007
5.	407	Doug Muth vs. Lehigh, 1984
6.	406	Rusty Umberger vs. Massachusetts, 1979

PUNT RETURNS

NUMBER

1.	8	Mark Chapman vs. Rhode Island, 1991
	8	David Dunn vs. Northeastern, 1985
	8	Brian Herosian vs. Maine, 1970

YARDS

1.	145	Joe Markus vs. Maine, 1979
----	-----	----------------------------

TOUCHDOWNS

1.	2	Matt Latham vs. Yale, 1983
2.	1	32 Times

KICKOFF RETURNS

NUMBER

1.	9	Jordan Younger vs. New Hampshire, 1999
2.	7	Darius Butler vs. North Carolina, 2008
	7	Mark Chapman vs. Delaware, 1991
	7	Raymond James vs. Massachusetts, 1980
	7	Rich Hedgepeth vs. Navy, 1975
	7	Eric Torkelson vs. Massachusetts, 1972

YARDS

1.	184	Tyvon Branch vs. Rutgers, 2007
2.	172	Quayvon Skanes vs. USF, 2017
3.	165	George Boothe vs. Maine, 1986
4.	163	Robbie Frey vs. Rutgers, 2009
5.	153	Carl Bradford vs. Middle Tennessee, 2000
	153	Eric Torkelson vs. Massachusetts, 1972
7.	151	Darius Butler vs. North Carolina, 2008

TOUCHDOWNS

1.	1	19 Players Tied
----	---	-----------------

SCORING

TOUCHDOWNS

1.	6	Walt Trojanowski vs. Worcester Tech, 1945
2.	5	Wilbur Gilliard vs. James Madison, 1993
3.	4	Lyle McCombs vs. Fordham, 2011
	4	Jordan Todman vs. Cincinnati, 2009
	4	Donald Brown vs. Hofstra, 2008
	4	Cornell Brockington vs. Wake Forest, 2003
	4	Cornell Brockington vs. W. Michigan, 2003
	4	Terry Caulley vs. Buffalo, 2003
	4	Terry Caulley vs. Kent State, 2002
	4	Taber Small vs. Villanova, 1999
	4	Wilbur Gilliard vs. Yale, 1992
	4	Reggie Eccleston vs. Rhode Island, 1980
	4	Russ Clarke vs. Vermont, 1974
	4	Keith Kraham vs. Vermont, 1970
	4	Walt Trojanowski vs. Boston Univ., 1945
	4	Walt Trojanowski vs. Maine, 1945
	4	Arthur Williams vs. Trinity, 1926
	4	Arthur Williams vs. Rhode Island, 1926

RETURN TOUCHDOWNS

1.	2	Matt Latham vs. Yale, 1983 (2 punt return TD's)
----	---	---

PAT KICK

1.	9	Marc Hickok vs. Kent State, 2002
2.	8	Marc Hickok vs. Florida Atlantic, 2002
	8	Jim McManus vs. Yale, 1998
	8	Bob Segar vs. Rhode Island, 1980
5.	7	Dave Teggart vs. Rhode Island, 2009
	7	Matt Nuzie vs. Rhode Island, 2006
	7	Matt Nuzie vs. Liberty, 2005
	7	Matt Nuzie vs. Murray State, 2004
	7	Robb Myers vs. Massachusetts, 1997
	7	Robb Myers vs. Buffalo, 1997
	7	Bob Segar vs. Maine, 1978
	7	Gerhard Mayer vs. Boston University, 1975

TWO-POINT CONVERSION

1.	3	Bill Minnerly vs. Northeastern, 1959 (Rush)
----	---	---

FIELD GOALS

1.	4	Dave Teggart vs. Cincinnati, 2011
	4	Dave Teggart vs. USF, 2010
	4	Dave Teggart vs. Cincinnati, 2008
	4	Matt Nuzie vs. Toledo, 2004
	4	David DeArmas vs. Yale, 1995
	4	Mark Carter vs. Northeastern, 1986
	4	Mark Carter vs. New Hampshire, 1986
	4	Domingos Carlos vs. New Hampshire, 1982

POINTS

1.	36	Walt Trojanowski vs. Worcester Tech, 1945
2.	30	Wilbur Gilliard vs. James Madison, 1993
3.	24	Lyle McCombs vs. Fordham, 2011
	24	Donald Brown vs. Hofstra, 2008
	24	Cornell Brockington vs. Wake Forest, 2003
	24	Cornell Brockington vs. W. Michigan, 2003
	24	Terry Caulley vs. Buffalo, 2003
	24	Terry Caulley vs. Kent State, 2002
	24	Taber Small vs. Villanova, 1999
	24	Wilbur Gilliard vs. Yale, 1992
	24	Reggie Eccleston vs. Rhode Island, 1980
	24	Russ Clarke vs. Vermont, 1974
	24	Keith Kraham vs. Vermont, 1970
	24	Walt Trojanowski vs. Boston Univ., 1945
	24	Walt Trojanowski vs. Maine, 1945
	24	Arthur Williams vs. Trinity, 1926
	24	Arthur Williams vs. Rhode Island, 1926
	24	John "Scotty" Thompson vs. Norwich, 1937

DEFENSE

TACKLES (since 1980)

1.	24	Obi Melifonwu vs. Tulane, 2016
	24	Troy Ashley vs. Massachusetts, 1989
	24	John Dorsey vs. Rhode Island, 1981
	24	Jeff Thomas vs. Massachusetts, 1980
5.	23	John Dorsey vs. Rutgers, 1983
6.	22	John Dorsey vs. Colgate, 1982
	22	Paul Duckworth vs. Towson State, 1993
8.	21	Alfred Fincher vs. West Virginia, 2004
9.	20	Jeff DeLucia vs. New Hampshire, 1998
	20	Mike Jansen vs. Delaware, 1987
	20	Mike Jansen vs. Central Conn., 1986
	20	Vernon Hargreaves vs. Holy Cross, 1983
	20	John Dorsey vs. Maine, 1982

INTERCEPTIONS

1.	3	Andrew Adams vs. UCF, 2014
	3	Darius Butler vs. Army, 2005
	3	Matt Latham vs. Lehigh, 1984
	3	Marty Bird vs. New Hampshire, 1974
	3	Rich Fenton vs. New Hampshire, 1973
	3	Don Ross vs. Rhode Island, 1949
	3	Leo Pinsky vs. Norwich, 1944

YARDS

1.	122	Darius Butler vs. Army, 2005
2.	104	Dave Korponai vs. Rhode Island, 1962
3.	100	Dahna Deleston vs. Buffalo, 2009 Int. Bowl
4.	93	Pheno Tombari vs. Wesleyan, 1928
5.	90	Rich Fenton vs. New Hampshire, 1973

INTERCEPTION RETURN TOUCHDOWNS

1.	1	39 Players Tied
----	---	-----------------

FUMBLE RETURN TOUCHDOWNS

1.	1	20 Players Tied
----	---	-----------------

MISC. SINGLE-GAME SUPERLATIVES



2018 UCONN FOOTBALL MEDIA GUIDE

ALL-TIME UCONN OVERTIME GAMES

Date	Opponent	Result
	<i>Winning Play</i>	
11/24/12	at Louisville <i>Chad Christen 30 field goal</i>	W, 23-20, 3OT
10/13/12	vs. Temple <i>Brandon McManus 29 field goal</i>	L, 17-14, OT
10/29/10	vs. West Virginia <i>Dave Teggart 27 field goal</i>	W, 16-13, OT
11/21/09	at Notre Dame <i>Andre Dixon 4 rush</i>	W, 33-30, 2OT
9/6/08	at Temple <i>Donald Brown 7 rush</i>	W, 12-9, OT
11/11/06	vs. Pittsburgh <i>Donald Brown 10 rush (D.J. Hernandez rush)</i>	W, 46-45, 2OT
10/18/03	at Kent State <i>O'Neil Wilson 14 pass from Dan Orlovsky</i>	W, 34-31, OT
9/28/02	vs. Ball State <i>Mike Langford 37 field goal</i>	L, 21-24, OT
10/16/99	vs. Villanova <i>Joe Kavanaugh 15 pass from Chris Boden</i>	L, 45-48, 3OT
10/17/98	vs. Massachusetts <i>Jim McManus 22 field goal</i>	W, 44-41, OT
10/11/97	at Maine <i>John Tennett 5 pass from Mickey Fein (Dwayne Wilmot pass)</i>	L, 47-49, 3OT
9/11/93	vs. New Hampshire <i>Wilbur Gilliard 14 rush (Nick Sosik kick)</i>	W, 24-23, 2OT
11/16/91	vs. Boston University <i>Jay Hillman 3 rush</i>	L, 26-29, 2OT
10/14/89	vs. Massachusetts <i>Kevin Wesley 11 rush</i>	W, 39-33, OT
10/7/89	at Villanova <i>Jeff Johnson 3 rush</i>	L, 35-41, 6OT
11/15/86	vs. Rhode Island <i>Terry Antrum 6 pass from Peter Lane (Mark Carter kick)</i>	W, 21-14, OT
10/27/84	vs. Maine <i>Jack Leone 25 field goal</i>	L, 10-13, OT

Record: 10-7 (6-5 home, 2-0 Rentschler Field, 4-2 road)

ALL-TIME CONNECTICUT

50-POINT GAMES

Points	Opponent	Year
125	Newport NTS	1949
76	Norwich	1937
71	Massachusetts	1956
68	Cooper Union	1926
65	Wesleyan	1908
63	Kent State	2002
63	Yale	1998
63	St. Stephens	1920
62	Texas Southern	2010
61	Florida Atlantic	2002
59	Liberty	2005
56	Syracuse	2009
56	Rhode Island	1980
55	Buffalo	1997
55	American International	1958
54	Central Connecticut	1995
54	Boston University	1945
53	Maine	1945
52	Rhode Island	2009
52	Rhode Island	2006
52	Murray State	2004
52	Rhode Island	1987
52	Boston University	1975
52	City College of NY	1944
52	Norwich	1936
52	Conn. Literary Inst.	1913
51	Wake Forest	2003
51	Rhode Island	1990
51	Rhode Island	1956

ALL-TIME 50-POINT GAMES AGAINST

Points	Opponent	Year
70	Memphis	2017
69	Holy Cross	1919
66	West Virginia	2007
66	Middle Tennessee	2000
65	Trinity	1909
62	Central Florida	2013
62	Massachusetts	1999
59	Delaware	1998
56	Temple	2001
56	Hofstra	1999
56	Rhode Island	1985
56	Wesleyan	1911
55	Boston College	2000
55	Navy	1975
52	Missouri	2017
52	Virginia Tech	2001
52	Georgia Southern	1998
51	Rhode Island	1909
51	Boston College	1928

LONGEST FIELD GOAL

1.	56	Jim McManus vs. New Hampshire, 1998
2.	53	Dave Teggart at West Virginia, 2011
	53	Dave Teggart at Cincinnati, 2011
	53	Domingos Carlos vs. Holy Cross, 1983
	53	Bob Segar vs. Rhode Island, 1978
	53	Michael Tarbutt at Cincinnati, 2017
7.	52	Bobby Puyol vs. Marshall, 2015
	52	Dave Teggart vs. USF, 2010
	52	Jim McManus vs. Colgate, 1998
	52	David DeArmas vs. Rhode Island, 1994
10.	51	Matt Nuzie vs. Georgia Tech, 2004
11.	50	Dave Teggart vs. Iowa State, 2011
	50	Dave Teggart vs. USF, 2010
	50	Tony Ciaravino vs. Temple, 2007
	50	Matt Nuzie vs. Syracuse, 2005
	50	Mark Carter vs. Richmond, 1986
	50	Roy Lawrence vs. Maine, 1966

LONGEST RUN FROM SCRIMMAGE

1.	t99	Gerry White vs. Rhode Island, 1960
2.	t98	Terry Caulley vs. Army, 2006
3.	t90	Arkeel Newsome vs. East Carolina
	t90	Ray Jackson vs. Maine, 1970
5.	t86	Barry Chandler vs. Buffalo, 1997
6.	t85	Len Posner vs. Coast Guard, 1936
7.	83	Ed Long vs. Rhode Island, 1992
8.	82	Ed Long vs. Maine, 1992
	82	Ed Waltman vs. Brown, 1939
10.	t77	Nick Giaquinto vs. Holy Cross, 1976
11.	t75	Donald Brown vs. Buffalo, 2009 International Bowl
	t75	Tory Taylor vs. James Madison, 1995
	t75	Vinny Clements vs. Rhode Island, 1969
	t75	Billy DiYeso vs. Maine, 1966

LONGEST INTERCEPTION RETURN

1.	t100	Dahna Deleston vs. Buffalo, 2009 International Bowl
	t100	Dave Korponai vs. Rhode Island, 1962
3.	t93	Pheno Tombari vs. Wesleyan, 1928
4.	t86	Darius Butler vs. Army, 2005
5.	t84	Len Posner vs. Coast Guard, 1936
6.	t80	James Rankin vs. Brown, 1936
7.	79	Kendall Reyes vs. Cincinnati, 2010
8.	t77	Louis Waggoner vs. Buffalo, 1997
9.	t76	Bob Strickland vs. Middlebury, 1945
10.	t72	Jeff Thomas vs. Boston University, 1979

LONGEST PUNT

1.	89	Jim Carriere vs. Maine, 1987
2.	81	Jack Redmond vs. Rutgers, 1965
3.	80	Bob Harris vs. Middlebury, 1941
4.	74	Chris Pavasaris vs. Louisville, 2006
5.	73	David DeArmas vs. Rhode Island, 1995
6.	72	Vinny Clements vs. Vermont, 1970
7.	71	Adam Coles vs. Akron, 2003
	71	Adam Coles vs. Middle Tennessee, 2001
	71	Mike Morelli vs. Kentucky, 1999
	71	Mike Boryczewski vs. Rhode Island, 1967

LONGEST PUNT RETURN

1.	t96	John Thompson vs. Worcester Tech, 1936
----	-----	--

LONGEST KICKOFF RETURN

1.	t100	Nick Williams vs. Rutgers, 2010
	t100	Robbie Frey vs. Rutgers, 2009
	t100	Gary DuBose vs. Yale, 1983
	t100	Nick Giaquinto vs. New Hampshire, 1975
4.	t98	Mike Zito vs. Vermont, 1968
	t98	Ted Walton vs. New Hampshire, 1978
6.	t97	Tyvon Branch vs. Rutgers, 2007
	t97	Tyvon Branch vs. Akron, 2007
	t97	Larry Taylor vs. Temple, 2004
9.	96	Jordan Todman vs. Notre Dame, 2009

LONGEST FUMBLE RECOVERY

1.	t100	Paul Carney vs. Massachusetts, 1935
----	------	-------------------------------------

LONGEST PASS PLAY

1.	t95	Shane Stafford to Dak Newton vs. Villanova, 1996
2.	t91	Rob Trivella to Keith Hugger vs. Boston University, 1981
3.	t90	Dan Orlovsky to Jason Williams vs. Temple, 2004
4.	t88	Chandler Whitmer to Deshon Fox vs. ECU, 2014
5.	t84	Luke Richmond to Carl Bond vs. Rhode Island, 1998
6.	t81	Ray Tellier to Greg Andrews vs. Vermont, 1972
7.	t80	Dan Orlovsky to Jason Williams vs. Murray State, 2004
	t80	Brandon Bailey to Monte Nowden vs. New Hampshire, 1994
	t80	Cornelius Benton to Mark Didio vs. Richmond, 1991
	t80	Lou Mancari to Ray Jackson vs. Delaware, 1973
	t80	Rick Robustelli to Juan Madry vs. Massachusetts, 1970
	t80	Henry Zaleski to Joe Bettencourt vs. Springfield, 1950
	t80	Bryant Shirreffs to Hergy Mayala vs. Tulsa, 2017

t - indicates touchdown scored on play



ALL-TIME 100-YARD PERFORMANCES

2018 UCONN FOOTBALL MEDIA GUIDE

ALL-TIME 100-YARD RUSHING GAMES

Yards	Name	Opponent, Date	Yards	Name	Opponent, Date	Yards	Name	Opponent, Date
2017			2002			1985		
130	Nate Hopkins	Holy Cross, 8/31	136	Terry Caulley	Buffalo, 9/14	141	Jeffrey Gallaher	Boston University, 11/9
107	Kevin Mensah	ECU, 9/24	117	Terry Caulley	Ohio, 9/21	135	Jeffrey Gallaher	Rhode Island, 11/16
114	Arkeel Newsome	Memphis, 10/6	131	Terry Caulley	Ball State, 9/28			
115	Kevin Mensah	BC, 11/18	105	Terry Caulley	Florida Atlantic, 11/2	1984		
			174	Terry Caulley	Kent State, 11/9	103	Billy Parks	Lafayette, 10/13
			157	Terry Caulley	Navy, 11/16	113	Billy Parks	Maine, 10/27
			191	Terry Caulley	Iowa State, 11/23	246	Gary DuBose	Maine, 10/27
2016			2001			1983		
116	Arkeel Newsome	Cincinnati, 10/8	100	Chandler Poole	Middle Tennessee, 11/17	140	Billy Parks	Yale, 9/24
101	Arkeel Newsome	UCF, 10/22				205	Billy Parks	Maine, 10/22
166	Arkeel Newsome	Tulane, 11/25	2000			152	Billy Parks	Massachusetts, 10/29
2015			143	Taber Small	Buffalo, 9/16	101	Billy Parks	Rhode Island, 11/12
100	Bryant Shirreffs	USF, 10/17	124	Evan Benson	South Florida, 10/28	145	Billy Parks	Colgate, 11/19
179	Arkeel Newsome	East Carolina, 10/30	108	Taber Small	Rhode Island, 11/11			
114	Arkeel Newsome	Houston, 11/21	1999			1981		
2014			175	Taber Small	Villanova, 10/16	124	Joe Markus	Northeastern, 9/19
102	Deshon Foxx	UCF, 11/1	1998			103	Mike Harkins	Maine, 10/24
101	Ron Johnson	SMU, 12/6	124	Barry Chandler	Colgate, 9/5	1980		
2013			120	Barry Chandler	Maine, 9/19	120	Ken Sweitzer	Maine, 10/25
164	Lyle McCombs	USF, 10/12	130	Barry Chandler	Hofstra, 10/10	1979		
103	Lyle McCombs	SMU, 11/16	1997			170	Tony Jordan	New Hampshire, 10/6
2012			144	Recolon Jumpp	Hofstra, 9/20	138	Joe Markus	Rhode Island, 11/17
120	Lyle McCombs	Pittsburgh, 11/9	117	Barry Chandler	Buffalo, 10/4	1978		
133	Lyle McCombs	Louisville, 11/24	165	Recolon Jumpp	Rhode Island, 10/25	144	Tony Jordan	Northeastern, 9/23
2011			118	Barry Chandler	Boston University, 11/1	104	Tony Jordan	Holy Cross, 11/25
143	Lyle McCombs	Fordham, 9/3	109	Recolon Jumpp	Boston University, 11/1	1977		
118	Lyle McCombs	Vanderbilt, 9/10	1996			164	Robin Anderson	Boston University, 11/5
136	Lyle McCombs	Western Michigan, 10/1	135	Hezekiah Faison	Yale, 9/28	1976		
130	Lyle McCombs	USF, 10/15	109	Hezekiah Faison	Villanova, 10/5	104	Nick Giaquinto	Colgate, 9/11
124	Lyle McCombs	Pittsburgh, 10/26	1995			110	Richard Mason	New Hampshire, 10/2
152	Lyle McCombs	Syracuse, 11/5	161	Wilbur Gilliard	New Hampshire, 9/9	144	Nick Giaquinto	Maine, 10/16
2010			125	Wilbur Gilliard	Central Connecticut, 9/16	143	Nick Giaquinto	Massachusetts, 10/23
105	Jordan Todman	Michigan, 9/4	123	Wilbur Gilliard	Buffalo, 9/23	227	Nick Giaquinto	Holy Cross, 11/20
151	Jordan Todman	Texas Southern, 9/11	154	Wilbur Gilliard	Yale, 9/30	1975		
105	Robbie Frey	Texas Southern, 9/11	199	Tory Taylor	Yale, 9/30	117	Nick Giaquinto	Boston University, 11/7
192	Jordan Todman	Temple, 9/18	179	Tory Taylor	Maine, 10/14	1974		
112	Robbie Frey	Buffalo, 9/25	178	Tory Taylor	Rhode Island, 10/21	207	Russell Clarke	Vermont, 9/21
190	Jordan Todman	Vanderbilt, 10/2	256	Tory Taylor	Boston University, 11/4	109	Martin Bird	New Hampshire, 10/5
128	Jordan Todman	Rutgers, 10/8	150	Tory Taylor	James Madison, 11/11	103	Russell Clarke	Maine, 10/19
113	Jordan Todman	West Virginia, 10/29	1994			1973		
222	Jordan Todman	Pittsburgh, 11/11	103	Ed Long	Troy State, 9/10	151	Eric Torkelson	Vermont, 9/22
135	Jordan Todman	Syracuse, 11/20	139	Ed Long	Richmond, 9/17	161	Eric Torkelson	Yale, 9/29
175	Jordan Todman	Cincinnati, 11/27	1993			104	Eric Torkelson	New Hampshire, 10/6
121	Jordan Todman	Oklahoma, 1/1	147	Wilbur Gilliard	New Hampshire, 9/11	148	Eric Torkelson	Maine, 10/20
2009			252	Wilbur Gilliard	Richmond, 10/30	109	Eric Torkelson	Massachusetts, 10/27
100	Andre Dixon	Ohio, 9/5	173	Wilbur Gilliard	Rhode Island, 11/6	164	Eric Torkelson	Rutgers, 11/3
149	Andre Dixon	Baylor, 9/19	1992			126	Eric Torkelson	Rhode Island, 11/17
103	Jordan Todman	Baylor, 9/19	148	Ed Long	New Hampshire, 9/12	1970		
153	Andre Dixon	Louisville, 10/17	120	Ed Long	Yale, 10/3	101	Vin Clements	Vermont, 9/19
162	Jordan Todman	Cincinnati, 11/7	198	Wilbur Gilliard	Yale, 10/3	156	Vin Clements	New Hampshire, 10/3
130	Jordan Todman	Notre Dame, 11/21	135	Ed Long	Maine, 10/24	1969		
114	Andre Dixon	Notre Dame, 11/21	157	Wilbur Gilliard	Richmond, 10/31	129	Vin Clements	New Hampshire, 10/4
123	Jordan Todman	Syracuse, 11/28	107	Lenny Dandridge	Boston University, 11/14	146	Vin Clements	Maine, 10/18
126	Andre Dixon S. Carolina	1/2/10 (Papajohns.com Bowl)	209	Ed Long	Rhode Island, 11/21	146	Vin Clements	Rutgers, 11/8
2008			1991			273	Vin Clements	Rhode Island, 11/15
146	Donald Brown	Hofstra, 8/28	120	Lenny Dandridge	Furman, 9/7	1968		
214	Donald Brown	Temple, 9/6	121	Lenny Dandridge	Villanova, 9/28	132	Vin Clements	Yale, 9/28
206	Donald Brown	Virginia, 9/13	119	Ed Long	Yale, 10/5	115	Vin Clements	Massachusetts, 10/26
150	Donald Brown	Baylor, 9/19	118	Ed Long	Massachusetts, 10/19	140	Vin Clements	Boston University, 11/2
190	Donald Brown	Louisville, 9/26	192	Ed Long	Richmond, 11/2	137	Vin Clements	Rutgers, 11/9
161	Donald Brown	North Carolina, 10/4	117	Ed Long	Boston University, 11/16	161	Vin Clements	Rhode Island, 11/16
107	Donald Brown	Rutgers, 10/18	1990			118	Vin Clements	Holy Cross, 11/23
150	Donald Brown	Cincinnati, 10/25	109	Kevin Wesley	North Carolina, 9/15			
131	Donald Brown	Syracuse, 11/15	121	Victor Taylor	Yale, 9/29			
189	Donald Brown	Pittsburgh, 12/6	121	Victor Taylor	Maine, 10/20			
261	Donald Brown	Buffalo, 1/3/09 (Inter. Bowl)	135	Kevin Wesley	Boston University, 11/10			
2007			125	Kevin Wesley	Rhode Island, 11/17			
129	Andre Dixon	Temple, 9/15	1989					
116	Andre Dixon	Akron, 9/29	272	Kevin Wesley	Massachusetts, 10/14			
115	Andre Dixon	Louisville, 10/19	154	Kevin Wesley	Richmond, 10/28			
167	Andre Dixon	USF, 10/27	115	Kevin Wesley	Delaware, 11/4			
154	Donald Brown	Rutgers, 11/3	223	Kevin Wesley	Boston University, 11/11			
129	Donald Brown	West Virginia, 11/24	196	Kevin Wesley	Rhode Island, 11/18			
2006			1988					
118	Donald Brown	Rhode Island, 8/31	117	Jeffrey Gallaher	Richmond, 9/10			
152	Terry Caulley	Indiana, 9/23	114	George Boothe	Yale, 9/24			
135	Terry Caulley	Army, 10/14	101	Jeffrey Gallaher	Yale, 9/24			
199	Donald Brown	Rutgers, 10/29	102	George Boothe	Villanova, 10/8			
205	Donald Brown	Pittsburgh, 11/11	132	George Boothe	Massachusetts, 10/15			
130	D.J. Hernandez	Pittsburgh, 11/11	115	George Boothe	Delaware, 11/5			
122	Donald Brown	Louisville, 12/2	158	George Boothe	Boston University, 11/12			
2005			131	George Boothe	Rhode Island, 11/19			
100	Terry Caulley	Buffalo, 9/1	1987					
115	Cornell Brockington	Liberty, 9/10	118	Jeffrey Gallaher	So. Connecticut, 9/12			
2004			143	George Boothe	Northeastern, 9/19			
105	Cornell Brockington	Boston Coll., 9/17	161	George Boothe	Yale, 9/26			
111	Cornell Brockington	Pittsburgh, 9/30	123	Jeffrey Gallaher	New Hampshire, 11/21			
185	Cornell Brockington	Pittsburgh, 9/30	1986					
181	Cornell Brockington	Temple, 10/23	106	Jeffrey Gallaher	Yale, 9/27			
123	Cornell Brockington	Syracuse, 10/30	110	Jeffrey Gallaher	Delaware State, 10/11			
136	Cornell Brockington	Buffalo, 11/20						
2003								
166	Terry Caulley	Indiana, 8/30						
102	Terry Caulley	Army, 9/25						
234	Terry Caulley	Buffalo, 9/20						
166	Chris Bellamy	N.C. State, 10/11						
212	Chris Bellamy	Kent State, 10/18						
105	Chris Bellamy	W. Michigan, 10/25						
186	Cornell Brockington	W. Michigan, 11/1						
182	Cornell Brockington	Wake Forest, 11/15						

*dating back to 1968

ALL-TIME 100-YARD GAME LEADERS	
100-YARD RUSHING GAMES - CAREER	100-YARD RECEIVING GAMES - CAREER
17 Donald Brown (2006-08)	16 Mark Didio (1988-91)
14 Jordan Todman (2008-10)	11 John Fitzsimmons (1996-00)
13 Terry Caulley (2002-06)	9 Carl Bond (1995-98)
12 Vin Clements (1968-1970)	9 Alex Davis (1989-92)
10 Lyle McCombs (2011-13)	8 David Dunn (1985-87)
Ed Long (1991-94)	8 Noel Thomas (2013-16)
9 Andre Dixon (2006-09)	7 Glenn Antrum (1985-88)
9 Cornell Brockington (2003-05)	7 Keith Hugger (1979-82)
9 Wilbur Gilliard (1992-95)	7 Jeremy Davis (2011-14)
	6 Reggie Eccleston (1976, 1979-80)
100-YARD RUSHING GAMES - SEASON	100-YARD RECEIVING GAMES - SEASON
11 Donald Brown (2008)	8 Mark Didio (1990)
10 Jordan Todman (2010)	7 Noel Thomas (2016)
7 Terry Caulley (2002)	6 Mark Didio (1991)
7 Eric Torkelson (1973)	6 Glenn Antrum (1988)
6 Lyle McCombs (2011)	6 Keith Hugger (1981)
6 Cornell Brockington (2004)	6 Reggie Eccleston (1980)
6 George Boothe (1988)	5 Marcus Easley (2009)
6 Vin Clements (1968)	5 John Fitzsimmons (1998)
	5 Carl Bond (1997)
	5 Tory Taylor (1997)

ALL-TIME 100-YARD PERFORMANCES



2018 UCONN FOOTBALL MEDIA GUIDE

ALL-TIME 100-YARD RECEIVING GAMES

*dating back to 1970

Yards	Name	Opponent, Date
2017		
106	Hergy Mayala	Holy Cross, 8/31
170	Arkeel Newsome	ECU, 9/24
108	Mason Donaldson	ECU, 9/24
122	Aaron McLean	at SMU, 9/30
131	Hergy Mayala	Tulsa, 10/21
116	Hergy Mayala	Missouri, 10/28
2016		
116	Noel Thomas	at Navy, 9/20
111	Noel Thomas	Syracuse, 9/24
135	Noel Thomas	at Houston, 9/29
108	Noel Thomas	Cincinnati, 10/8
127	Noel Thomas	at USF, 10/15
165	Noel Thomas	UCF, 10/22
135	Noel Thomas	at ECU, 10/29
2015		
108	Noel Thomas	Houston, 11/21
2014		
113	Jeremy Davis	Stony Brook, 9/6
107	Deshon Foxx	Boise State, 9/13
120	Deshon Foxx	ECU, 10/23
2013		
100	Jeremy Davis	Towson, 8/29
178	Shakim Phillips	Maryland, 9/14
102	Jeremy Davis	Buffalo, 9/28
140	Jeremy Davis	Cincinnati, 10/19
117	Deshon Foxx	Rutgers, 11/30
207	Jeremy Davis	Memphis, 12/7
137	Deshon Foxx	Memphis, 12/7
2012		
123	Jeremy Davis	Western Michigan, 9/22
100	Shakim Phillips	Temple, 10/13
2011		
143	Isiah Moore	Iowa State, 9/16
113	Nick Williams	Buffalo, 9/24
112	Kashif Moore	Western Michigan, 10/1
106	Kashif Moore	Pittsburgh, 10/26
110	Kashif Moore	Louisville, 11/19
2010		
130	Mike Smith	Buffalo, 9/25
2009		
100	Marcus Easley	Pittsburgh, 10/10
108	Marcus Easley	Louisville, 10/17
157	Marcus Easley	West Virginia, 10/24
105	Marcus Easley	Syracuse, 11/28
122	Marcus Easley	South Florida, 12/5
2008		
103	D.J. Hernandez	North Carolina, 10/4
2004		
128	Jason Williams	Murray State, 9/4
112	Keron Henry	Duke, 9/11
117	Keron Henry	Army, 9/25
138	Jason Williams	Temple, 10/23
109	Keron Henry	Syracuse, 10/30
135	Dan Murray	Rutgers, 11/25
109	Keron Henry	Toledo, 12/27
2003		
100	Brandon Young	Lehigh, 10/4
101	O'Neil Wilson	N.C. State, 10/11
129	Shaun Feldeisen	Wake Forest, 11/15
2002		
101	Shaun Feldeisen	Georgia Tech, 9/7
2001		
109	Wes Timko	Cincinnati, 11/3
2000		
124	John Fitzsimmons	Eastern Michigan, 9/2
104	John Fitzsimmons	Northeastern, 9/23
129	Steve O'Connor	Boston College, 10/7
108	John Fitzsimmons	Middle Tennessee, 11/4
1999		
107	John Fitzsimmons	Villanova, 10/16
111	John Fitzsimmons	James Madison, 10/23
126	John Fitzsimmons	New Hampshire, 11/13
1998		
142	John Fitzsimmons	Colgate, 9/5
128	Carl Bond	Colgate, 9/5
112	John Fitzsimmons	New Hampshire, 10/3
104	Carl Bond	Hofstra, 10/10
118	John Fitzsimmons	Massachusetts, 10/17
113	Carl Bond	Massachusetts, 10/17
101	Carl Bond	Rhode Island, 10/24
108	John Fitzsimmons	Northeastern, 10/31
102	Tory Taylor	Delaware, 11/7
116	John Fitzsimmons	William & Mary, 11/14
1997		
111	Tory Taylor	Northeastern, 9/13
163	Carl Bond	Hofstra, 9/20

107	Tory Taylor	Yale, 9/27
119	Tory Taylor	Buffalo, 10/4
147	Carl Bond	Maine, 10/11
114	Carl Bond	William & Mary, 10/18
151	Tory Taylor	Boston University, 11/1
142	Carl Bond	Massachusetts, 11/15
109	Tory Taylor	Massachusetts, 11/15
175	Carl Bond	New Hampshire, 11/22
1996		
107	Dak Newton	Buffalo, 9/7
133	Dak Newton	Northeastern, 9/14
222	Dak Newton	Villanova, 10/5
157	Dak Newton	Massachusetts, 11/16
1994		
105	Brian Reid	Maine, 10/15
1993		
111	Monte Nowden	Villanova, 10/9
128	Monte Nowden	Maine, 10/23
1992		
117	Alex Davis	Maine, 10/24
151	Brian Kozlowski	Boston University, 11/14
118	Alex Davis	Boston University, 11/14
104	Alex Davis	Rhode Island, 11/21
1991		
130	Mark Didio	New Hampshire, 9/14
151	Alex Davis	New Hampshire, 9/14
126	Mark Didio	Lehigh, 9/21
111	Brian Kozlowski	Lehigh, 9/21
108	Alex Davis	Yale, 10/5
128	Mark Didio	Yale, 10/5
107	Alex Davis	Maine, 10/26
185	Mark Didio	Richmond, 11/2
104	Alex Davis	Delaware, 11/9
106	Mark Didio	Delaware, 11/9
229	Mark Didio	Boston University, 11/16
1990		
107	Mark Didio	North Carolina, 9/15
131	Mark Didio	Yale, 9/29
105	Alex Davis	Yale, 9/29
112	Mark Didio	Villanova, 10/6
121	Alex Davis	Maine, 10/20
113	Mark Didio	Maine, 10/20
149	Mark Didio	Richmond, 10/27
119	Mark Didio	Delaware, 11/3
105	Mark Didio	Boston University, 11/10
182	Mark Didio	Rhode Island, 11/17
1989		
135	Mark Didio	Central Connecticut, 9/9
148	Mark Didio	Southern Methodist, 9/16
108	Michael Nolan	Southern Methodist, 9/16
101	Mark Didio	Boston University, 11/11
102	Michael Nolan	Rhode Island, 11/18
1988		
153	Glenn Antrum	Richmond, 9/10
152	Glenn Antrum	New Hampshire, 9/17
114	Glenn Antrum	Northeastern, 10/1
107	Glenn Antrum	Villanova, 10/8
116	Glenn Antrum	Maine, 10/22
136	Glenn Antrum	Southern Connecticut, 10/29
103	Anthony Miller	Rhode Island, 11/19
1987		
144	David Dunn	Southern Connecticut, 9/12
120	David Dunn	Massachusetts, 10/17
102	Scott Sweitzer	Delaware, 11/7
149	Glenn Antrum	Rhode Island, 11/14
1986		
115	David Dunn	New Hampshire, 10/4
129	David Dunn	Northeastern, 10/18
124	David Dunn	Rhode Island, 11/15
121	David Dunn	Massachusetts, 11/22
1985		
115	David Dunn	Northeastern, 9/14
166	David Dunn	Lehigh, 9/21
113	Michael Walsh	Massachusetts, 11/2
1984		
134	Brian McGillicuddy	Boston University, 11/10
117	Brian McGillicuddy	Rhode Island, 11/17
1983		
115	Brian McGillicuddy	Colgate, 11/19
1982		
131	Keith Hugger	Colgate, 9/11
1981		
110	Keith Hugger	Bucknell, 9/12
112	David Debish	New Hampshire, 10/3
123	Keith Hugger	Maine, 10/24
123	Keith Hugger	Massachusetts, 10/31
161	Keith Hugger	Boston University, 11/7
175	Keith Hugger	Rhode Island, 11/14
236	Keith Hugger	Delaware, 11/27

1980		
114	Reggie Eccleston	New Hampshire, 9/6
113	Reggie Eccleston	Yale, 9/27
100	Reggie Eccleston	Colgate, 10/4
117	Reggie Eccleston	Holy Cross, 10/18
115	Reggie Eccleston	Maine, 10/25
229	Reggie Eccleston	Rhode Island, 11/15
1976		
106	Robert Farbotko	Maine, 10/16
1973		
121	Allan MacLellan	Yale, 9/29
1970		
155	Keith Kraham	Temple, 10/17
186	Vincent Russell	Holy Cross, 11/21

THE 200-YARD CLUB

RUSHING

Yards	Name	Opponent, Date
277	Nick Giaquinto	Holy Cross, 1976
273	Vinny Clements	Rhode Island, 1969
272	Kevin Wesley	Massachusetts, 1989
261	Donald Brown	Buffalo, 2009 Int. Bowl
256	Tory Taylor	Boston Univ., 1995
252	Wilbur Gilliard	Richmond, 1993
246	Gary DuBose	Massachusetts, 1984
234	Terry Caulley	Buffalo, 2003
223	Kevin Wesley	Boston Univ., 1989
222	Jordan Todman	Pittsburgh, 2010
218	Mike Zito	Vermont, 1969
214	Donald Brown	Temple, 2008
212	Chris Bellamy	Kent State, 2003
206	Donald Brown	Virginia, 2008
209	Ed Long	Rhode Island, 1992
207	Russ Clarke	Vermont, 1974
205	Donald Brown	Pittsburgh, 2006
205	Billy Parks	Maine, 1983

RECEIVING

Yards	Name	Opponent, Date
236	Keith Hugger	Delaware, 1981
229	Mark Didio	Boston Univ., 1991
229	Reggie Eccleston	Rhode Island, 1980
222	Dak Newton	Villanova, 1996
207	Jeremy Davis	Memphis, 2013

ALL-TIME 100-YARD GAME SUPERLATIVES

GAMES WITH TWO 100-YARD RUSHERS (9)

2010 vs. Texas Southern (Todman 151, Frey 105)
 2009 vs. Baylor (Dixon 149, Todman 103)
 2009 vs. Notre Dame (Todman 130, Dixon 114)
 2006 vs. Pitt (Do, Brown 205, Hernandez 130)
 1997 vs. BU (Chandler 118, Jumps 109)
 1995 vs. Yale (Taylor 199, Gillard 154)
 1992 vs. Yale (Gillard 198, Long 120)
 1988 vs. Yale (Boothe 114, Gallaher 101)
 1984 vs. Maine (DuBose 246, Parks 113)

GAMES WITH TWO 100-YARD RECEIVERS (12)

2017 vs. ECU ((Newsome 170, Donaldso 108)
 2013 vs. Memphis (Davis 207, Foxx 137)
 1998 vs. Colgate (Fitzsimmons 142, Bond 128)
 1998 vs. UMass (Fitzsimmons 118, Bond 113)
 1997 vs. UMass (Bond 142, Taylor 109)
 1992 vs. BU (Kozlowski 151, Davis 118)
 1991 vs. UNH (Davis 151, Didio 130)
 1991 vs. Lehigh (Didio 126, Kozlowski 111)
 1991 vs. Yale (Didio 128, Davis 108)
 1991 vs. Delaware (Didio 106, Davis 104)
 1990 vs. Yale (Didio 131, Davis 105)
 1990 vs. Maine (Davis 121, Didio 113)
 1989 vs. SMU (Didio 148, Nolan 108)

GAMES WITH A 100-YARD RUSHER AND 100-YARD RECEIVER (40)

Last 9/24/17 vs. ECU

MOST GAMES WITH A 100-YARD RUSHER

11 (2008 and 2010)

MOST GAMES WITH A 100-YARD RECEIVER

9 (1997)

MOST 100-YARD RUSHERS IN A SEASON

12 (2010)

MOST 100-YARD RECEIVERS IN A SEASON

10 (1998, 1997, 1991, 1990)



THE LAST TIME AN INDIVIDUAL...

KICKOFF RETURN FOR A TOUCHDOWN

By UConn: Robbie Frey (95), vs. Oklahoma, Jan. 1, 2011
By Opp.: Brandon Wilson (94), Houston, Nov. 21, 2015

OPENING KICKOFF RETURN FOR A TOUCHDOWN

By UConn: Larry Taylor (97), vs. Temple, Oct. 23, 2004
By Opp.: Adrian Bushell (100), Louisville, Nov. 19, 2011

STANDARD PUNT RETURN FOR A TOUCHDOWN

By UConn: Deshon Foxx (72), vs. Stony Brook, Sept. 6, 2014
By Opp.: Doug Beaumont (74), Louisville, Oct. 23, 2010

BLOCKED PUNT RETURN FOR A TOUCHDOWN

By UConn: Max DeLorenzo (0), vs. Massachusetts, Aug. 30, 2012
By Opp.: Charles Gaines (7), Louisville, Nov. 8, 2013

INTERCEPTION RETURN FOR A TOUCHDOWN

By UConn: Tyler Coyle (34), at Temple, Oct. 14, 2017
By Opp.: Taj Amir Torres (65), Boston College, Nov. 18, 2017

FUMBLE RETURN FOR A TOUCHDOWN

By UConn: Jamar Summers (86), at Navy, Sept. 10, 2016
By Opp.: Alohi Gilman (2), Navy, Sept. 10, 2016

30-PLUS CARRIES

By UConn: Arkeel Newsome (32), vs. Houston, Nov. 21, 2015
By Opp.: Shamari Brooks (31), Tulsa, Oct. 21, 2017

100 YARDS RUSHING

By UConn: Kevin Mensah (115), vs. Boston College, Nov. 18, 2017
By Opp.: Jon Hilliman (107), Boston College, Nov. 18, 2017

150 YARDS RUSHING

By UConn: Arkeel Newsome (179), vs. ECU, Oct. 30, 2015
By Opp.: Shamari Brooks (164), Tulsa, Oct. 21, 2017

200 YARDS RUSHING

By UConn: Jordan Todman (222), vs. Pittsburgh, Nov. 11, 2010
By Opp.: AJ Dillon (200), Boston College, Nov. 18, 2017

THREE RUSHING TOUCHDOWNS

By UConn: Nate Hopkins (3), vs. Holy Cross, Aug. 31, 2017
By Opp.: Quinton Flowers (3), USF, Oct. 15, 2016

FOUR-PLUS RUSHING TOUCHDOWNS

By UConn: Lyle McCombs (4), vs. Fordham, Sept. 3, 2011
By Opp.: Tony Hollings (4), Georgia Tech, Sept. 7, 2002

RUSHING TOUCHDOWN AND A RECEIVING TOUCHDOWN

By UConn: Arkeel Newsome, vs. ECU, Sept. 24, 2017
By Opp.: D'Ernest Johnson, USF, Nov. 4, 2017

50-PLUS PASSING ATTEMPTS

By UConn: Casey Cochran (54), vs. Memphis, Dec. 7, 2013
By Opp.: Hayden Moore (56), Cincinnati, Oct. 8, 2016

300 YARDS PASSING

By UConn: Bryant Shirreffs (372), vs. Tulsa, Oct. 21, 2017
By Opp.: McKenzie Milton (311), UCF, Nov. 11, 2017

400 YARDS PASSING

By UConn: Bryant Shirreffs (408), at SMU, Sept. 30, 2017
By Opp.: Riley Ferguson (431), Memphis, Oct. 6, 2017

THREE TOUCHDOWN PASSES

By UConn: Bryant Shirreffs (3), at Temple, Oct. 14, 2017
By Opp.: Quinton Flowers (3), USF, Nov. 4, 2017

FOUR-PLUS TOUCHDOWN PASSES

By UConn: Casey Cochran (4), vs. Memphis, Dec. 7, 2013
By Opp.: Drew Locks (5), Missouri, Oct. 28, 2017

TEN-PLUS RECEPTIONS

By UConn: Noel Thomas (12), at USF, Oct. 15, 2016
By Opp.: Anthony Miller (15), Memphis, Nov. 6, 2017

100 YARDS RECEIVING

By UConn: Hergy Mayala (116), vs. Missouri, Oct. 28, 2017
By Opp.: Tre'Quan Smith (120), UCF, Nov. 11, 2017

150 YARDS RECEIVING

By UConn: Arkeel Newsome (170), vs. ECU, Sept. 24, 2017
By Opp.: Marquez Valdez-Scantling (152), USF, Nov. 4, 2017

200 YARDS RECEIVING

By UConn: Jeremy Davis (207), vs. Memphis, Dec. 7, 2013
By Opp.: Anthony Miller (224), Memphis, Oct. 6, 2017

TWO RECEIVING TOUCHDOWNS

By UConn: Mason Donaldson (2), vs. ECU, Sept. 24, 2017
By Opp.: J'Mon Moore (2), Missouri, Oct. 28, 2017

THREE-PLUS RECEIVING TOUCHDOWNS

By UConn: Dak Newton (3), vs. Villanova, Oct. 5, 1996
By Opp.: Anthony Miller (4), Memphis, Oct. 6, 2017

70-YARD PUNT

By UConn: Chris Pavasaris (74), at Louisville, Dec. 2, 2006
By Opp.: Tyson Beattie (71), Indiana, Sept. 23, 2006

MADE A 50-PLUS YARD FIELD GOAL

By UConn: Michael Tarbutt (53), at Cincinnati, Nov. 25, 2017
By Opp.: Matthew Wright (50), UCF, Oct. 22, 2016

THREE FIELD GOALS

By UConn: Michael Tarbutt (3), at Cincinnati, Nov. 25, 2017
By Opp.: Josh Pasley (3), Cincinnati, Oct. 8, 2016

FOUR FIELD GOALS

By UConn: Dave Teggart (4), at Cincinnati, Dec. 3, 2011
By Opp.: Andrew Gantz (4), Cincinnati, Oct. 24, 2015

TWO SACKS

By UConn: C. Ormsby (2.0) & F. Fatukasi (2.0), Tulsa, Oct. 21, 2017
By Opp.: Noa Merritt (2.0), BC, Nov. 18, 2017

THREE-PLUS SACKS

By UConn: Trevardo Williams (3.0), at Louisville, Nov. 24, 2012
By Opp.: Justin Lawlor (4.0), at SMU, Sept. 30, 2017

TWO INTERCEPTIONS

By UConn: Obi Melifonwu (2), vs. Temple, Nov. 4, 2016
By Opp.: Chris Carnegie (2), vs. Army, Nov. 8, 2014

THREE-PLUS INTERCEPTIONS

By UConn: Andrew Adams (3), vs. UCF, Nov. 1, 2014
By Opp.: Derek Carter (3), Maine, Oct. 14, 1995



THE LAST TIME A TEAM...

BLOCKED PUNT

By UConn: vs. Massachusetts, Aug. 30, 2012
(Taylor Mack block of Jeff Strait)
By Opp.: Missouri, Sept. 19, 2015
(Clarence Green block of Justin Wain)

BLOCKED FIELD GOAL

By UConn: vs. Boston College, Nov. 18, 2017
(Luke Carrezola block of Colten Lichtenburg)
By Opp.: Boston College, Nov. 18, 2017
(Wyatt Ray block of Michael Tarbutt)

100-YARD RUSHER AND A 300-YARD PASSER

By UConn: vs. Memphis, Oct. 6, 2017
(Bryant Shirreffs & Arkeel Newsome)
By Opp.: USF, Nov. 4, 2017
(Quinton Flowers, both)

100-YARD RECEIVER AND A 300-YARD PASSER

By UConn: vs. Missouri, Oct. 28, 2017
(Hergy Mayala and Bryant Shirreffs)
By Opp.: USF, Nov. 4, 2017
(Quinton Flowers and Marquez Valdez-Scantling)

100-YARD RUSHER, 100-YARD RECEIVER AND A 300-YARD PASSER

By UConn: vs. ECU, Sep. 24, 2017
(Kevin Mensah, Arkeel Newsome and Bryant Shirreffs)
By Opp.: USF, Nov. 4, 2017
(Quinton Flowers, Marquez Valdez-Scantling & Quinton Flowers)

TWO 100-YARD RUSHERS

By UConn: vs. Texas Southern, Sept. 11, 2010
(Jordan Todman and Robbie Frey)
By Opp.: Boston College, Nov. 18, 2017
(AJ Dillon and Jon Hilliman)

TWO 100-YARD RECEIVERS

By UConn: vs. ECU, Sept. 24, 2017
(Arkeel Newsome and Mason Donaldson)
By Opp.: SMU, Sept. 30, 2017
(Trey Quinn and Courtland Sutton)

TWO QBS THROW OVER 100 YARDS

By UConn: vs. Holy Cross, Aug. 31, 2017
(Bryant Shirreffs and David Pindell)
By Opp.: Rutgers, Nov. 26, 2011
(Chas Dodd and Gary Nova)

30-PLUS FIRST DOWNS

By UConn: 31, vs. Memphis, Dec. 7, 2013
By Opp.: 34, Memphis, Oct. 6, 2017

FEWER THAN 10 FIRST DOWNS

By UConn: 8, at Boston College, Nov. 19, 2016
By Opp.: 9, Tulane, Nov. 7, 2015

LESS THAN 50 YARDS RUSHING

By UConn: -6, at Boston College, Nov. 19, 2016
By Opp.: 2, Cincinnati, Oct. 8, 2016

ATTEMPTED 50-PLUS PASSES

By UConn: 55, vs. Memphis, Dec. 7, 2013
By Opp.: 54, Temple, Oct. 14, 2017

300 YARDS RUSHING

By UConn: 358, vs. Buffalo, Jan. 3, 2009
By Opp.: 341, Boston College, Nov. 18, 2017

400 YARDS PASSING

By UConn: 408, at SMU, Sept. 30, 2017
By Opp.: 480, Memphis, Oct. 6, 2017

LESS THAN 100 YARDS PASSING

By UConn: 69, vs. Temple, Nov. 4, 2016
By Opp.: 55, Boston College, Nov. 18, 2017

90-PLUS OFFENSIVE PLAYS

By UConn: 93, vs. Missouri, Oct. 28, 2017
By Opp.: 100, Memphis, Oct. 6, 2017

500 YARDS OF TOTAL OFFENSE

By UConn: 583, vs. Missouri, Oct. 28, 2017
By Opp.: 519, UCF, Nov. 11, 2017

600 YARDS OF TOTAL OFFENSE

By UConn: 600, vs. Liberty, Sept. 10, 2005
By Opp.: 602, USF, Nov. 4, 2017

TEN-PLUS PUNTS

By UConn: 12, at Houston, Sept. 29, 2016
By Opp.: 11, Tulane, Nov. 7, 2015

ZERO PUNTS

By UConn: at Syracuse, Oct. 30, 2004
By Opp.: unknown (records available since 1961)

SUCCESSFUL ONSIDE KICK

By UConn: vs. Navy, Sept. 26, 2015
By Opp.: Buffalo, Sep. 29, 2012

RECORDED A SAFETY

By UConn: vs. Missouri, Oct. 28, 2017
(Missouri snapper sailed snap through the end zone)
By Opp.: Missouri, Sept. 19, 2015
(Missouri recovered the ball off a blocked punt)

MADE TWO-POINT CONVERSION

By UConn: at SMU, Sept. 30, 2017
(Bryant Shirreffs pass to Tyler Davis)
By Opp.: Cincinnati, Nov. 25, 2017 (Moore pass to Boone)

SCORED 50 POINTS

By UConn: UConn 62, Texas Southern 3, Sept. 11, 2010
By Opp.: Missouri 52, UConn 12, Oct. 28, 2017

RECORDED A SHUTOUT

By UConn: UConn 37, Massachusetts 0, Aug. 30, 2012
By Opp.: Boston College 30, UConn 0, Nov. 19, 2016

RECORDED A SHUTOUT AT UCONN

By UConn: UConn 37, Massachusetts 0, Aug. 30, 2012
By Opp.: Temple 21, UConn 0, Nov. 4, 2016

WON BY 30 OR MORE POINTS

By UConn: UConn 45, Memphis 10, Dec. 7, 2013
By Opp.: Missouri 52, UConn 12, Oct. 28, 2017

CAME FROM AT LEAST 10 POINTS BEHIND TO WIN

By UConn: UConn 27, Holy Cross 20 (trailed 20-7), Aug. 31, 2017
By Opp.: UCF 24, UConn 16 (trailed 13-0), Oct. 22, 2016

SCORED ON FIRST PLAY FROM SCRIMMAGE

By UConn: at Wake Forest, Nov. 15, 2003
(O'Neil Wilson 55 pass from Dan Orlovsky)
By Opp.: USF, Oct. 7, 2006 (Matt Grothe 16 run)

WON ON THE FINAL SNAP OF REGULATION (NOT OT)

By UConn: UConn 29, South Florida 27, Dec. 5, 2009
(Dave Teggart Field Goal)
By Opp.: Pittsburgh 24, UConn 21, Oct. 10, 2009
(Dan Hutchins field goal)

OVERTIME WIN

By UConn: UConn 23, Louisville 20, Nov. 24, 2012
By Opp.: Temple 17, UConn 14, Oct. 13, 2012



ALL-TIME DEFENSE/SPECIAL TEAMS TDS

2018 UCONN FOOTBALL MEDIA GUIDE

ALL-TIME INTERCEPTION RETURN TOUCHDOWNS

Name	Yards	Opponent	Year
Tyler Coyle	34	Temple	2017
Jamar Summers	67	Tulane	2015
Byron Jones	70	USF	2014
Yawin Smallwood	59	Temple	2013
Dwayne Gratz	37	Massachusetts	2012
Ty-Meer Brown	48	West Virginia	2011
Jerome Junior	27	Buffalo	2010
Bliidi Wreh-Wilson	46	Buffalo	2010
Bliidi Wreh-Wilson	44	Vanderbilt	2010
Lawrence Wilson	55	USF	2010
Dwayne Gratz	46	Oklahoma	2011
Robert Vaughn	20	Pittsburgh	2009
Dahna Deleston	100	Buffalo	2009
Robert McClain	37	Syracuse	2008
Robert McClain	28	Cincinnati	2008
Lawrence Wilson	45	Louisville	2008
Danny Lansanah	49	Syracuse	2007
Scott Lutrus	23	South Florida	2007
Lawrence Wilson	51	Pittsburgh	2007
Scott Lutrus	25	Maine	2007
Darius Butler	36	Duke	2007
Danny Lansanah	39	Indiana	2006
Darius Butler	84	Army	2005
Anthony Rouzier	51	Army	2005
Justin Perkins	9	Pittsburgh	2004
Justin Perkins	27	Duke	2004
Alfred Fincher	16	Murray State	2004
Chris Meyer	63	Kent State	2002
Razul Wallace	31	Florida Atlantic	2002
Jamal Lundy	62	Temple	2002
Jordan Younger	24	Hofstra	1998
Anthony Carter	37	Massachusetts (II)	1998
Charles Adams	43	Yale	1997
Louis Waggoner	77	Buffalo	1997
Scott Mitchell	37	Villanova	1992
Jim Reppi	35	Massachusetts	1991
Rusty Neal	43	Maine	1990
Scott Daniels	27	Massachusetts	1987
Jeff Thomas	72	Boston University	1979
Peter Lamagna	28	Maine	1978
Rich Fenton	36	Holy Cross	1975
Mike McCarthy	25	Lehigh	1973
Jon Krot	35	Maine	1968
Gene Campbell	35	Yale	1966
John Billingslea	25	Boston University	1963
Jeff McConnell	48	Yale	1962
Dave Korponai	100	Rhode Island	1962
Bob Strickland	76	Middlebury	1945
Bob Donnelly	69	Rutgers	1940
Len Posner	84	Coast Guard	1936
James Rankin	80	Brown	1936
Pheno Tombari	93	Wesleyan	1928

ALL-TIME FUMBLE RETURN TOUCHDOWNS

Name	Yards	Opponent	Year
Jamar Summers	86	Navy	2016
Andrew Adams	32	SMU	2014
Ty-Meer Brown	34	Michigan	2013
Marquise Vann	40	Cincinnati	2013
Kendall Reyes	9	Rutgers	2011
Byron Jones	10	USF	2011
Yawin Smallwood	64	Vanderbilt	2011
Dwayne Gratz	34	Syracuse	2009
Jamal Lundy	0	Utah State	2001
Cliff Hill	72	Buffalo	2001
Jeff DeLucia	70	Massachusetts	1999
Jeff DeLucia	63	Massachusetts (II)	1998
Jeff DeLucia	74	Buffalo	1997
Anthony Carter	55	Rhode Island	1997
Linwood Vereen	33	Rhode Island	1989
Mike Walsh	0	Northeastern	1985
Keith Hugger	0	Delaware	1982
Gary Brooks	0	Massachusetts	1979
Don Thompson	20	Rutgers	1973
Dave Robeson	0	Rhode Island	1972
Paul Carney	100	Massachusetts	1935

ALL-TIME PUNT RETURN TOUCHDOWNS

Name	Yards	Opponent	Year
Deshon Foxx	72	Stony Brook	2014
Max DeLorenzo	0	Massachusetts	2012
Nick Williams	58	Maryland	2012
Nick Williams	80	Pittsburgh	2012
Robert McClain	87	Cincinnati	2009
Jasper Howard	69	Syracuse	2008
Larry Taylor	68	Wake Forest	2007
Larry Taylor	74	Louisville	2007
Larry Taylor	72	Army	2006
Larry Taylor	68	Toledo	2004
Cathlyn Clarke	31	Kent State	2002
Ezra Carey	5	Miami	2002
Terrance Smith	0	Rhode Island	2000
Jordan Younger	68	Maine	1999
Jordan Younger	68	Villanova	1999
Antonio Grant	0	Northeastern	1999
Jordan Younger	6	Rhode Island	1997
Dak Newton	80	Massachusetts	1996
Carl Bond	0	Boston University	1996
Carl Bond	0	Hofstra	1996
Kevin Bannister	19	Richmond	1994
Mike Walker	0	Villanova	1994
Richard Connors	20	Boston University	1994
Mark Chapman	48	Northeastern	1992
Mike Nolan	80	Massachusetts	1989
David Dunn	72	Boston University	1986
Scott Daniels	79	Massachusetts	1986
Matt Latham	64	Morgan State	1984
Matt Latham	76	Yale	1983
Matt Latham	64	Yale	1983
Joe Markus	72	Northeastern	1982
Pete Rostosky	22	Rhode Island	1982
Pete Rostosky	5	Yale	1980
Reggie Eccleston	70	Yale	1979
Joe Markus	59	Maine	1979
Dave Jacobs	10	Navy	1975
Rich Hedgepeth	47	Rutgers	1975
Nick Giaquinto	66	Holy Cross	1975
Brian Herosian	45	Yale	1972
Bob Warren	30	Maine	1971
Nick Rossetti	0	Temple	1964
John Billingslea	65	Rhode Island	1964
John Thompson	96	Worcester Tech	1936

Bold indicates returning player

ALL-TIME KICKOFF RETURN TOUCHDOWNS

Name	Yards	Opponent	Year
Nick Williams	100	Rutgers	2010
Nick Williams	95	Pittsburgh	2010
Robbie Frey	95	Oklahoma	2011
Robbie Frey	100	Rutgers	2009
Jordan Todman	96	Notre Dame	2009
Mike Lang	80	Syracuse	2009
Tyvon Branch	97	Rutgers	2007
Tyvon Branch	97	Akron	2007
Darius Butler	90	South Florida	2005
Larry Taylor	97	Temple	2004
Jordan Younger	92	Massachusetts (II)	1998
Tony Taylor	89	Maine	1998
George Boothe	93	Maine	1986
Gary DuBoise	100	Yale	1983
Ted Walton	98	New Hampshire	1978
Herb DeGraffe	94	Boston University	1977
Rich Hedgepeth	82	Holy Cross	1976
Nick Giaquinto	100	New Hampshire	1975
Rich Mason	91	Boston University	1975
Mike Zito	98	Vermont	1968

MISCELLANEOUS RETURN TOUCHDOWN RECORDS

PLAYERS W/ KICK RETURN, PUNT RETURN AND INTERCEPTION RETURN IN CAREER

Jordan Younger, 1996-99

- kick return vs. Massachusetts (II) in 1998
- punt returns vs. Maine and Villanova in 1999 and Rhode Island in 1997
- interception return vs. Hofstra in 1998

PLAYERS W/ KICK RETURN AND PUNT RETURN IN CAREER

Larry Taylor, 2004-07

- kick return vs. Temple in 2004
- four punt returns

Jordan Younger, 1996-99

- kick return vs. Massachusetts (II) in 1998
- punt returns vs. Maine and Villanova in 1999 and Rhode Island in 1997

Nick Giaquinto, 1975-76

- kick return vs. New Hampshire in 1975
- punt return vs. Holy Cross in 1975

Rich Hedgepeth, 1974-76

- kick return vs. Holy Cross in 1976
- punt return vs. Rutgers in 1975

Nick Williams, 2009-12

- two kickoff returns in 2010
- two punt returns in 2012

PLAYERS W/ PUNT RETURN AND INTERCEPTION RETURN IN CAREER

Robert McClain, 2006-2009

- punt returns vs. Cincinnati in 2009
- interception returns vs. Cincinnati and Syracuse in 2008

Jordan Younger, 1996-99

- punt returns vs. Maine and Villanova in 1999 and Rhode Island in 1997
- interception return vs. Hofstra in 1998

Scott Daniels, 1984-87

- punt return vs. Massachusetts in 1986
- interception return vs. Massachusetts in 1987

John Billingslea, 1963-65

- punt return vs. Rhode Island in 1964
- interception return vs. Boston University in 1963

PLAYERS W/ INTERCEPTION RETURN AND FUMBLE RETURN IN CAREER

Byron Jones, 2011-14

- fumble return vs. USF in 2011
- interception return vs. USF in 2014

Yawin Smallwood, 2011-13

- fumble return vs. Vanderbilt in 2011
- interception return vs. Temple in 2013

Anthony Carter, 1996-99

- interception return vs. Massachusetts (II) in 1998
- fumble return vs. Rhode Island in 1997

Jamar Summers 2014-2016

- fumble return vs. Navy in 2016
- interception return vs. Tulane 2015

GAMES W/ MULTIPLE RETURN TOUCHDOWNS

- vs. Buffalo in 2010 – Junior (IR), Wreh-Wilson (IR)
- vs. Oklahoma in 2011 – Gratz (IR), Frey (KR)
- vs. Syracuse in 2009 – Lang (KR), Gratz (FR)
- vs. Army in 2005 – Butler (IR), Rouzier (IR)
- vs. Massachusetts (II) in 1998 – Younger (KR), DeLucia (FR), Carter (IR)

vs. Buffalo in 1997 – DeLucia (FR), Waggoner (IR)

- vs. Rhode Island in 1997 – Carter (FR), Younger (PR)
- vs. Yale in 1983 – Latham (PR, 2), DuBoise (KR)

GAMES W/ MOST RETURN TOUCHDOWNS

- Vs. Massachusetts in 2012 – Gratz (IR), DeLorenzo (PR)

SEASONS W/ MOST RETURN TOUCHDOWNS

- 2007 – 9 (5 IR, 2 KR, 2 PR)
- 2010 – 8 (5 IR, 3 KR)
- 1975 – 6 (3 PR, 2 KR, 1 IR)
- 2009 – 5 (1 IR, 3 KR, 1 FR)
- 2008 – 5 (4 IR, 1 PR)
- 2004 – 5 (3 IR, 1 KR, 1 PR)
- 1998 – 5 (2 IR, 2 KR, 1 FR)
- 1997 – 5 (2 IR, 2 FR, 1 PR)

SINGLE-GAME OPPONENT RECORDS



2018 UCONN FOOTBALL MEDIA GUIDE

TOTAL OFFENSE — YARDS

1. 566 Tom Erhardt, Rhode Island, 1985
2. 537 Matt Nagy, Delaware, 1998
3. 555 Zach Collaros, Cincinnati, 2009

TOTAL OFFENSE — PLAYS

1. 73 Chris Boden, Villanova, 1999
- 73 Mickey Fein, Maine, 1997
3. 64 Mike Romo, Southern Methodist, 1989

ALL-PURPOSE YARDS

1. 297 Marcel Shipp, Massachusetts, 1998
2. 274 Greg Jennings, Western Michigan, 2003
3. 262 Ryan Broyles, Oklahoma, 2011
4. 246 Jerry Azumah, New Hampshire, 1998
5. 241 Alvin Porch, William & Mary, 1997

RUSHING YARDS

1. 257 Marcel Shipp, Massachusetts, 1998
2. 237 Curtis Keaton, James Madison, 1999
3. 234 Jerry Azumah, New Hampshire, 1998

RUSHING CARRIES

1. 53 Jerry Azumah, New Hampshire, 1998
2. 47 L.J. McKanas, Northeastern, 2000
3. 40 Gregg Drew, Boston University, 1981

RUSHING TOUCHDOWNS

1. 5 Curtis Keaton, James Madison, 1999
2. 4 Tony Hollings, Georgia Tech, 2002
- 4 Dwone Hicks, Middle Tennessee, 2001
- 4 Dwone Hicks, Middle Tennessee, 2000
- 4 Tony Vinson, Towson State, 1993
- 4 Garry Pearson, UMass, 1982
- 4 Bill Burnham, New Hampshire, 1977

PASSING YARDS

1. 566 Tom Erhardt, Rhode Island, 1985
2. 556 Matt Nagy, Delaware, 1998
3. 522 Mickey Fein, Maine, 1997

PASSING ATTEMPTS

1. 69 Chris Boden, Villanova, 1999
2. 64 Shane Carden, East Carolina, 2014
2. 64 Mike Romo, Southern Methodist, 1989
3. 61 Mickey Fein, Maine, 1997

PASSING COMPLETIONS

1. 43 Chris Boden, Villanova, 1999
2. 40 Tom Erhardt, Rhode Island, 1985
3. 38 Shane Carden, East Carolina, 2014
3. 38 Mickey Fein, Maine, 1997

TOUCHDOWN PASSES

1. 8 Tom Erhardt, Rhode Island, 1985
2. 5 Alex Carder, Western Michigan, 2011
- 5 Mickey Fein, Maine, 1997
- 5 Glenn Kempa, Lehigh, 1991
- 5 Drew Lock, Missouri, 2017

INTERCEPTIONS THROWN

1. 6 Greg Farland, Rhode Island, 1986
2. 5 Dave Wienke, Rhode Island, 1983
- 5 Dave Palazzi, Massachusetts, 1988
- 5 Tony Squitieri, Rhode Island, 1992

PASS RECEPTIONS

1. 19 Zay Jones, East Carolina, 2016
2. 16 Brian Forster, Rhode Island, 1985
- 16 Brian Finneran, Villanova, 1996
4. 15 Eddie Conti, Delaware, 1998
- 15 Anthony Miller, Memphis, 2017

RECEIVING YARDS

1. 354 Eddie Conti, Delaware, 1998
2. 290 Amba Etta-Tawo, Syracuse, 2016
3. 224 Anthony Miller, Memphis, 2017
4. 223 Brandon Coleman, Rutgers, 2011
5. 205 Brian Forster, Rhode Island, 1985

TOUCHDOWN CATCHES

1. 4 Brian Forster, Rhode Island, 1985
- 4 Dameon Reilly, Rhode Island, 1985
- 4 Anthony Miller, Memphis, 2017
4. 3 Rodney Adams, USF, 2015
- 3 Jeff Godfrey, UCF, 2013
- 3 Ed Young, Buffalo, 2010
- 3 Dameon Reilly, Rhode Island, 1984

PUNT RETURNS (SINCE 1992)

1. 5 Tavon Austin, West Virginia, 2011
- 5 Vaughn Rivers, West Virginia, 2007
- 5 Jackie Chambers, USF, 2005
- 5 David Sofran, Northeastern, 1998
- 5 Jeff Yeakel, Hofstra, 1997

PUNT RETURN YARDS (SINCE 1992)

1. 105 Doug Beaumont, Louisville, 2010
2. 89 Sean Dillard, Temple, 2001
3. 67 Kory Blackwell, Massachusetts, 1996
4. 66 Ray Stith, Army, 2003
5. 57 Vaughn Rivers, West Virginia, 2007
6. 53 Andre Jones, Akron, 2007

KICKOFF RETURNS (SINCE 1992)

1. 8 Scott Wesley, Army, 2005
2. 7 Raji El-Amin, Rhode Island, 2006
- 7 Scott Wesley, Army, 2004
- 7 Tony Szydowski, Maine, 1993
- 7 John Allen, James Madison, 1993
- 7 Brian Merritt, Rhode Island, 1992

KICKOFF RETURN YARDS (SINCE 1992)

1. 194 Jabari Marshall, Duke, 2007
2. 162 Brian Merritt, Rhode Island, 1992
3. 155 John Allen, James Madison, 1993
4. 144 Marty Gilyard, Cincinnati, 2009
5. 141 Raji El-Amin, Rhode Island, 2006

PUNTS (SINCE 1992)

1. 11 Zachary Block, Tulane, 2015
- 11 Ben Woods, Buffalo, 2005
- 11 James Gaither, Murray State, 2004
- 11 Dominic Milano, Buffalo, 2003
- 11 Scott McMahan, Buffalo, 2002
6. 10 Teddy Dellaganna, Rutgers, 2009
- 10 Alex Bradford, Army, 2003

PUNTING YARDS (SINCE 1992)

1. 463 Scott McMahon, Buffalo, 2002
2. 433 Dominic Milano, Buffalo, 2003
3. 429 Kash Keifer, Maine, 2007
4. 427 Zachary Block, Tulane, 2015
5. 421 Teddy Dellaganna, Rutgers, 2009

FIELD GOALS MADE (SINCE 1992)

1. 4 Chris Philpott, Louisville
- 4 Jacob Rogers, Cincinnati, 2009
- 4 Jeremy Ito, Rutgers, 2007
- 4 Kevin Lovell, Cincinnati, 2006
- 4 Dave Ettinger, Hofstra, 1997
- 4 Brandon Hanes, Northeastern, 1996
- 4 Jim Richter, Furman, 1993

EXTRA POINTS MADE (SINCE 1992)

1. 8 Pat McAfee, West Virginia, 2007
- 8 Cap Poklemba, Temple, 2001
- 8 Mike Griffin, Rhode Island, 1985
4. 7 Mark Drozik, Delaware, 1991
- 7 Larry Muczynski, Navy, 1975

MOST TOUCHDOWNS

1. 5 Curtis Keaton, James Madison, 1999
- 5 Quinton Flowers, USF, 2016
2. 4 Tony Hollings, Georgia Tech, 2002
- 4 Dwone Hicks, Middle Tennessee, 2001
- 4 Dwone Hicks, Middle Tennessee, 2000

- 4 Tony Vinson, Towson State, 1993
- 4 Garry Pearson, UMass, 1982
- 4 Bill Burnham, New Hampshire, 1977
- 4 Brian Forster, Rhode Island, 1985
- 4 Dameon Reilly, Rhode Island, 1985
- 4 Anthony Miller, Memphis, 2017

POINTS SCORED

- 70 Memphis 2017
- 69 Holy Cross 1919
- 66 West Virginia 2007
- 66 Middle Tennessee 2000
- 65 Trinity 1909
- 62 Massachusetts 1999
- 59 Delaware 1998
- 56 Temple 2001
- 56 Hofstra 1999
- 56 Rhode Island 1985
- 56 Wesleyan 1911
- 55 Boston College 2000
- 55 Navy 1975
- 52 Virginia Tech 2001
- 52 Georgia Southern 1998
- 51 Rhode Island 1909
- 51 Boston College 1928

TOUCHDOWNS

- 10 Memphis 2017
- 9 West Virginia 2007
- 9 Middle Tennessee 2000
- 9 Delaware 1998

PAT (KICK)

- 10 Memphis 2017
- 9 West Virginia 2007
- 8 Temple 2001
- 8 Massachusetts 1999
- 8 Rhode Island 1985

PLAYS RUN ON OFFENSE

- 115 Buffalo 1997

YARDS ON OFFENSE

- 732 Delaware 1998

PASSING YARDS

- 584 Delaware 1998

RUSHING CARRIES

- 83 Massachusetts 1981

RUSHING YARDS

- 530 Georgia Southern 1998
- 517 West Virginia 2007
- 464 Navy 2006
- 408 James Madison 1999
- 392 Delaware 1990

RUSHING TOUCHDOWNS

- 7 West Virginia 2007
- 7 Middle Tennessee 2000
- 7 Georgia Southern 1998

PUNT RETURN YARDS

- 121 Iowa State 2002
- 105 Louisville 2010
- 90 Virginia Tech 2003
- 89 Temple 2001

KICKOFF RETURNS

- 10 Rhode Island 2006
- 9 Central Connecticut 1995
- 9 Wake Forest 2003
- 9 Yale 1998

KICKOFF RETURN YARDS

- 208 Duke 2007



SINGLE-SEASON TEAM RECORDS

2018 UCONN FOOTBALL MEDIA GUIDE

WINS-LOSSES

MOST WINS IN SEASON

1998 — 10
 2007 — 9
 2003 — 9
 2010 — 8
 2009 — 8
 2008 — 8
 2004 — 8
 1995 — 8
 1989 — 8
 1986 — 8
 1973 — 8
 1901 — 8

FEWEST WINS

1932 — 0

MOST LOSSES

2014 — 10
 1977 — 10

FEWEST LOSSES

1924 — 0

WINNING PERCENTAGE

1924 — 6-0-2 .875
 1945 — 7-1-0 .875
 1944 — 7-1-0 .875
 1926 — 7-1-0 .875
 1901 — 8-2-0 .800
 1936 — 7-2-0 .778
 1973 — 8-2-1 .773
 1998 — 10-3-0 .769
 2003 — 9-3-0 .750
 1942 — 6-2-0 .750

TOTAL OFFENSE

TOTAL PLAYS

2003 — 946
 1998 — 916
 2017 — 907
 2009 — 903
 2007 — 894
 2004 — 885
 1988 — 865
 2010 — 858
 2002 — 842
 1990 — 837
 1991 — 836
 1989 — 832
 2013 — 827
 1987 — 827
 2011 — 825
 2015 — 819
 1992 — 816

NET YARDS

2003 — 5730
 1998 — 5514
 2004 — 5157
 2009 — 5034
 2016 — 4982
 1991 — 4659
 2008 — 4629
 1997 — 4614
 1988 — 4606
 1990 — 4534
 2007 — 4513
 1989 — 4478
 1995 — 4469
 1987 — 4431
 1981 — 4394
 2002 — 4310

RUSHING

CARRIES

1978 — 594
 1995 — 582
 1973 — 579
 1957 — 566
 1982 — 564
 2008 — 556
 1958 — 544
 1983 — 540
 2007 — 534
 1968 — 530
 2009 — 528
 1956 — 518

NET YARDS

2008 — 2813
 1995 — 2529
 1958 — 2314
 1968 — 2273
 2010 — 2271
 2009 — 2219
 2006 — 2195
 2003 — 2195
 1956 — 2181
 1987 — 2121
 1976 — 2112
 2007 — 2098
 1992 — 2085

TOUCHDOWNS

2009 — 30
 2008 — 27
 1998 — 26
 1993 — 26
 1997 — 25
 2002 — 22
 1988 — 22
 2003 — 21
 1995 — 21
 1989 — 21
 1987 — 21
 2010 — 20
 1968 — 20
 1992 — 19
 2006 — 18
 1981 — 18
 1976 — 18

PASSING

ATTEMPTS

2003 — 483
 1991 — 465
 2004 — 464
 2013 — 439
 2000 — 437
 1998 — 425
 1990 — 422
 2017 — 421
 1988 — 412
 2002 — 392
 2016 — 380
 2001 — 376
 2009 — 375
 1989 — 369
 1999 — 368
 2007 — 360
 2011 — 359
 2010 — 357
 1970 — 347
 2015 — 342
 2014 — 341
 1986 — 338
 1987 — 332

COMPLETIONS

2004 — 288
 2003 — 283
 1991 — 269
 1990 — 265
 2017 — 256
 1988 — 251
 2013 — 241
 1998 — 238

2000 — 237
 2002 — 232
 1989 — 217
 2016 — 213
 2009 — 214
 2007 — 202
 2015 — 201
 1987 — 198
 1986 — 193
 1999 — 190
 2010 — 188
 2014 — 185
 2011 — 182
 2001 — 169
 1997 — 169

PERCENT COMPLETED

2004 — .629
 1990 — .628
 1988 — .609
 2017 — .608
 1987 — .596
 2002 — .592
 2015 — .588
 1989 — .588
 2003 — .586
 1993 — .580
 1991 — .578
 2009 — .571
 1986 — .571
 2007 — .561
 2016 — .561
 1998 — .560
 1963 — .557

HAD INTERCEPTED

1982 — 25
 1981 — 22
 1970 — 22
 1985 — 21
 1969 — 21
 1953 — 21
 1949 — 21
 1991 — 21
 1999 — 19
 2013 — 18
 1977 — 18
 1976 — 18
 1964 — 18

YARDS

1998 — 3591
 2003 — 3575
 2004 — 3376
 1991 — 3316
 2017 — 3230
 1990 — 3161
 2000 — 2879
 1997 — 2871
 1988 — 2839
 2013 — 2810
 2009 — 2815
 2002 — 2671
 1989 — 2524
 1981 — 2507
 2016 — 2432
 2007 — 2415
 2015 — 2412
 1996 — 2359
 2011 — 2336

TD PASSES

2003 — 33
 1998 — 32
 1990 — 27
 2004 — 23
 1997 — 23
 2002 — 21
 1991 — 21
 2017 — 18
 1996 — 18
 1988 — 18
 1987 — 18
 1981 — 18
 2000 — 17
 1989 — 17
 1980 — 17

PUNTING

NUMBER

1975 — 85
 1983 — 84
 2001 — 83
 1979 — 82
 2014 — 80
 2010 — 79
 2002 — 79
 1984 — 79
 2005 — 77
 2015 — 76
 2007 — 76
 2006 — 74
 1978 — 74
 2016 — 74

AVERAGE — PUNT

2009 — 42.5
 2010 — 41.3
 2016 — 40.8
 2003 — 40.6
 1999 — 40.4
 2007 — 40.2
 1998 — 40.2
 1988 — 40.1
 2013 — 39.8
 2008 — 39.8
 1996 — 39.8
 1994 — 39.7
 1980 — 39.4
 2000 — 39.3
 2002 — 38.8
 2001 — 38.6
 2014 — 38.5
 2006 — 38.4

YARDS

2001 — 3200
 2016 — 3017
 1983 — 3115
 2014 — 3078
 2002 — 3064
 2007 — 3055
 1975 — 2965
 2015 — 2866
 2006 — 2845
 2013 — 2820
 1979 — 2725
 1999 — 2709
 2009 — 2680
 1977 — 2627

PUNT RETURNS

**from 1961*

NUMBER

1985 — 43
 2003 — 42
 1986 — 40
 1971 — 40
 1968 — 39
 2009 — 38
 2007 — 38
 2002 — 38
 1980 — 37
 2005 — 36
 1988 — 36
 1981 — 36

YARDS

2007 — 429
 2004 — 417
 2009 — 412
 1985 — 390
 1986 — 380
 2005 — 371
 1980 — 369
 2010 — 360
 1982 — 344
 1992 — 336
 1975 — 333
 1995 — 321
 1979 — 320
 2008 — 306

SINGLE-SEASON TEAM RECORDS



2018 UCONN FOOTBALL MEDIA GUIDE

1981 — 301

KICKOFF RETURNS

**from 1961*

NUMBER

1998 — 63
2010 — 55
2008 — 54
2009 — 53
2001 — 53
1991 — 53
2000 — 51
1999 — 51
2017 — 50
2007 — 50
1976 — 50
1990 — 49
2014 — 48
2006 — 48
1987 — 48
1975 — 47

YARDS

2010 — 1487
1998 — 1395
2009 — 1365
2008 — 1145
2007 — 1116
1975 — 1074
2001 — 1056
2017 — 1054
2011 — 1039
1991 — 1024
2006 — 982
2014 — 949
1976 — 947
2000 — 943
1987 — 942
2005 — 912
1990 — 907
1999 — 902
2004 — 889
1994 — 889

INTERCEPTIONS

**from 1955*

NUMBER

1992 — 25
2007 — 23
2010 — 20
2002 — 20
1987 — 20
1983 — 20
1998 — 19
1986 — 19
1978 — 19
1973 — 19
1970 — 19
1958 — 19

YARDS

2010 — 486
1958 — 420
2007 — 382
2002 — 368
2008 — 358
1956 — 321
1978 — 313
1973 — 298
1997 — 281
1992 — 278
1962 — 266
1970 — 233
2005 — 227
1955 — 207

FUMBLES

**from 1961*

NUMBER

1978 — 42
1987 — 40
1990 — 36
1981 — 34
1976 — 34
1972 — 34
1986 — 32
1982 — 32
1974 — 32
1966 — 32

FUMBLES LOST

1978 — 30
1976 — 22
1987 — 21
1972 — 21
1974 — 19
1981 — 18
1983 — 17
1977 — 17
1970 — 17
1961 — 17

FIRST DOWNS

**from 1980*

TOTAL

2003 — 297
1998 — 294
2004 — 269
2017 — 256
2009 — 254
2008 — 248
1995 — 248
1989 — 248
1988 — 247
1990 — 245
2007 — 244
1991 — 240
2002 — 231
1981 — 230
1987 — 229
1997 — 225
2000 — 224

RUSHING

1995 — 150
2008 — 144
1998 — 121
2009 — 119
1992 — 117
2007 — 110
1988 — 110
1982 — 109
2003 — 108
1981 — 108
1987 — 107
2010 — 106
2005 — 106
2006 — 102

PASSING

2004 — 165
2003 — 164
1991 — 156
1990 — 154
1998 — 152
2000 — 131
2017 — 130
1988 — 126
2009 — 124
1989 — 120
2002 — 117
20'6 — 117
1997 — 113
2007 — 112
2011 — 108
1987 — 108
1981 — 108

PENALTY

2017 — 31
2001 — 28
2000 — 27
1989 — 27
2003 — 25
2014 — 22
2008 — 22
2007 — 22
2002 — 22
1998 — 21
1995 — 21
2015 — 20
2011 — 20
1996 — 20
1993 — 18
1999 — 17
1990 — 17

PENALTIES

**from 1968*

NUMBER

1987 — 94
1990 — 86
1992 — 85
1989 — 85
1984 — 84
2000 — 83
1988 — 83
2007 — 79
1998 — 76
2002 — 75
2001 — 75
2015 — 74
2014 — 74
1991 — 74

YARDS PENALIZED

1987 — 869
1990 — 814
1989 — 799
1991 — 742
1988 — 736
1984 — 726
2014 — 721
2000 — 681
1992 — 666
1998 — 658
2001 — 650
2004 — 615
2002 — 599
2017 — 586
2015 — 595

POINTS

POINTS SCORED

1998 — 461
2003 — 408
2009 — 405
1997 — 398
2002 — 373
2004 — 363
2007 — 344
2010 — 343
2008 — 324
1990 — 308
1988 — 298
1989 — 297
2011 — 291
1987 — 291
1981 — 291
1958 — 281
1995 — 279
2005 — 272
1993 — 261

POINTS ALLOWED

1998 — 413
2001 — 370
1999 — 383
2000 — 368
2013 — 363
2014 — 358
1991 — 340
2016 — 337

2006 — 324
2009 — 307
2003 — 300
2011 — 292
1977 — 290
2010 — 286
2017 — 283
1990 — 281
1954 — 276
2002 — 270
1994 — 264
2004 — 260

FEWEST POINTS SCORED

1955 — 68
1950 — 82
1977 — 84
1963 — 91
1966 — 92
1954 — 92
1962 — 97
1964 — 99
1965 — 100
1971 — 107

FEWEST POINTS ALLOWED

1956 — 100
1951 — 102
1955 — 105
1959 — 111
1963 — 113
1965 — 116
1957 — 121
1964 — 123
1960 — 123
1958 — 134
1950 — 134

MOST TDS

1998 — 63
2003 — 54
1997 — 53
2009 — 52
2002 — 48
2004 — 44
1990 — 42
2007 — 40
1989 — 40
1988 — 40
1987 — 40
1958 — 39
2010 — 38
2008 — 37
1956 — 37
1981 — 36
2017 — 36

MOST PAT (KICK)

1998 — 56
2003 — 49
2002 — 48
2009 — 47
1997 — 45
2010 — 38
2004 — 37
1990 — 36
1988 — 35
2008 — 34
2007 — 34
1989 — 34
1987 — 32
1981 — 31
2005 — 30
2011 — 29
2006 — 28
1993 — 28
1980 — 28
2013 — 27
2017 — 27

MOST RUN CONVERSIONS (PATS)

1958 — 15
1959 — 11
1960 — 5
1968 — 3
1966 — 3
1961 — 3



SINGLE-GAME TEAM RECORDS

2018 UCONN FOOTBALL MEDIA GUIDE

OFFENSE

POINTS SCORED

#	Opponent	Year
125	Newport NTS	1949
76	Norwich	1937
71	Massachusetts	1956
68	Cooper Union	1926
65	Wesleyan	1908
63	Kent State	2002
63	Yale	1998
63	St. Stephens	1920
62	Texas Southern	2010
61	Florida Atlantic	2002
59	Liberty	2005
56	Rhode Island	1980
55	Buffalo	1997
55	American Int'l	1958

TOUCHDOWNS

11	Norwich	1937
----	---------	------

PAT (KICK)

9	Kent State	2002
9	Yale	1998

PAT (RUN)

4	American Int'l	1958
---	----------------	------

PAT (PASS)

2	American Int'l	1958
---	----------------	------

FIELD GOALS

4	Cincinnati	2011
4	USF	2010
4	Toledo	2004
4	Yale	1995
4	New Hampshire	1986
4	New Hampshire	1982
4	Northeastern	1966

POINTS ALLOWED

70	Memphis	2017
69	Holy Cross	1919
66	West Virginia	2007
66	Middle Tennessee	2000
65	Trinity	1909
62	UCF	2013
62	Massachusetts	1999
59	Delaware	1998
56	Temple	2001
56	Hofstra	1999
56	Rhode Island	1985
56	Wesleyan	1911
55	Boston College	2000
55	Navy	1975
52	Virginia Tech	2001
52	Georgia Southern	1998

PLAYS RUN ON OFFENSE

103	Boston University	1988
100	Memphis	2017
100	Rhode Island	1991
99	Colgate	1983
98	Bucknell	1980
98	Maine	1978
97	New Hampshire	1981
91	Villanova	1992
91	Rhode Island	1989
91	Yale	1989
91	Kent State	2003
92	Pittsburgh	2006
90	Boston University	1992
90	Boston University	1989
89	Liberty	2005
89	Rhode Island	1992
89	Boston College	2003

YARDS ON OFFENSE

618	Yale	1995
-----	------	------

613	Buffalo	2003
600	Liberty	2005
599	Boston University	1997
579	Rhode Island	1992
569	Yale	1991
568	Western Michigan	2003
567	Rhode Island	2006
567	Rhode Island	1987
566	Syracuse	2004
555	Yale	1990
554	Yale	1998
549	Massachusetts	1998
538	Memphis	2013
536	Wake Forest	2003

RUSHING CARRIES

80	Maine	1978
72	Bucknell	1980
67	Vermont	1974
66	Holy Cross	1978
65	Rhode Island	1995
65	Yale	1973
64	Rhode Island	1978
63	New Hampshire	1995
63	Northeastern	1978
63	Northeastern	1980
62	Pittsburgh	2006
62	Liberty	2005
62	Boston University	1982
61	Rhode Island	1983
61	New Hampshire	1974

RUSHING YARDS

437	Massachusetts	1956
418	Rhode Island	2006
394	Yale	1995
385	Rhode Island	1992
382	Virginia	2008
376	Liberty	2005
359	Yale	1973
358	Buffalo	2009 International Bowl
351	Boston University	1995
339	Yale	1992
330	Richmond	1993
328	Boston University	1975
320	Rhode Island	1978
317	Pittsburgh	2006
317	Boston University	1997
311	Maine	1981

RUSHING TOUCHDOWNS

10	Norwich	1937
6	Texas Southern	2010
6	Liberty	2005
6	James Madison	1993
6	Boston University	1976
6	Boston University	1975
5	Hofstra	2008
5	Rhode Island	2006
5	Central Connecticut	1995
5	Rhode Island	1993
5	New Hampshire	1974

PASSING ATTEMPTS

67	Rhode Island	1991
58	James Madison	1999
56	Rutgers	2009
56	New Hampshire	1999
55	Memphis	2013
55	Boston College	2003
54	Louisville	2000
53	Northeastern	1988
52	Delaware	1990
52	Missouri	2017
51	Syracuse	2004
51	Kent State	2003
51	Cincinnati	2001
51	Utah State	2001
51	Delaware	1991
51	Rhode Island	1988
49	Georgia Tech	2004

49	Eastern Michigan	2000
48	BYU	2014
48	Boston University	1988
48	Colgate	1983

PASSING COMPLETIONS

39	Syracuse	2004
37	Memphis	2013
37	James Madison	1999
37	Delaware	1991
36	Rhode Island	1991
33	Northeastern	1988
32	Delaware	1990
31	Villanova	1990
30	Rhode Island	1988
30	Boston University	1988
29	Buffalo	2004
29	Navy	2002
28	USF	2015
28	Georgia Tech	2004
28	Kent State	2003
28	Syracuse	2016

PASSING YARDS

463	Memphis	2013
445	Syracuse	2004
433	New Hampshire	1991
413	Massachusetts	1998
408	SMU	2017
406	ECU	2017
402	Yale	1991
396	Yale	1998
389	Rhode Island	1991
386	Murray State	2004
382	Cincinnati	2001
378	West Virginia	2009
373	Rutgers	2009
372	Tulsa	2017
371	Yale	1990
368	Boston University	1992
365	USF	2015
360	William & Mary	1998
353	Delaware State	1985

PASSING TOUCHDOWNS

6	Yale	1998
5	Murray State	2004
5	Akron	2003
5	Army	2003
5	Rhode Island	1980

INTERCEPTIONS THROWN

6	Lehigh	1982
6	UMass	1982

SPECIAL TEAMS

PUNT RETURNS

11	Maine	1971
----	-------	------

PUNT RETURN YARDS

142	Maine	1979
-----	-------	------

KICKOFF RETURNS

10	West Virginia	2007
9	New Hampshire	1999
9	Navy	1975
9	Baldwin-Wallace	1969
9	Brown	1949

KICKOFF RETURN YARDS

220	Baldwin-Wallace	1969
-----	-----------------	------

PUNTS

15	Harvard	1946
----	---------	------

PUNTING YARDS

518	Harvard	1946
-----	---------	------

FIRST DOWNS

37	Liberty	2005
37	Yale	1998

35	Syracuse	2004
31	Memphis	2013
31	Kent State	2003
31	Western Michigan	2003
31	New Hampshire	1996
30	Pittsburgh	2006
30	Army	2004
30	Buffalo	2003
30	Yale	1995
30	Rhode Island	1991
30	Maine	1990
30	Rhode Island	1985

FIRST DOWNS — RUSHING

27	Rhode Island	1958
----	--------------	------

FIRST DOWNS — PASSING

25	Syracuse	2004
----	----------	------

FIRST DOWNS — PENALTY

8	New Hampshire	1996
6	Army	2003
6	Yale	1998

PENALTIES

15	Rhode Island	1968
----	--------------	------

PENALTY YARDS

261	Rhode Island	1968
-----	--------------	------

TOTAL FUMBLES

10	Ohio Wesleyan	1949
----	---------------	------

FUMBLES LOST

6	Massachusetts	1961
---	---------------	------

DEFENSE

FEWEST RUSHING YARDS ALLOWED

-12	Florida Atlantic	2002
-9	Rutgers	2011
-8	Yale	1984
-7	New Hampshire	1962
-4	Buffalo	1996
0	Indiana	2006
5	Rhode Island	1985
5	Rhode Island	1970
6	Buffalo	1999
8	Maine	1974

FEWEST PASSING YARDS ALLOWED

0	Yale	1964
---	------	------

FEWEST TOTAL YARDS ALLOWED

-15	Maine	1978
-----	-------	------

FEWEST FIRST DOWNS ALLOWED

3	Navy	2002
4	Yale	1984
4	Maine	1978

CONN INTERCEPTIONS

6	Rhode Island	1992
6	Rhode Island	1986
5	Rhode Island	1983
5	William & Mary	1970
5	Baldwin-Wallace	1969
5	American Int'l	1959
5	American Int'l	1958
5	Coast Guard	1946

INT RETURN YARDS

173	Army	2005
111	Rhode Island	1962

INT RETURNS FOR TOUCHDOWNS

2	Buffalo	2010
---	---------	------



TEAM HIGHS

POINTS (GAME)

- 63 vs. Kent State, 11/9/02
- 62 vs. Texas Southern, 9/11/10
- 61 vs. Florida Atlantic, 11/2/02

POINTS (HALF)

- 49 vs. Kent State, 11/9/02 (1st half)
- 45 vs. Texas Southern, 9/11/10 (1st half)
- 42 vs. Florida Atlantic, 11/2/02 (1st half)

POINTS (QUARTER)

- 28 vs. Murray State, 9/4/04 (3rd quarter)
- 28 at Army, 9/6/03 (2nd quarter)
- 28 vs. Kent State, 11/9/02 (2nd quarter)

TOUCHDOWNS

- 9 vs. Kent State, 11/9/02
- 8 vs. Texas Southern, 9/11/10
- 8 vs. Liberty, 9/10/05
- 8 vs. Florida Atlantic, 11/2/02
- 7 vs. Rhode Island, 8/31/06
- 7 vs. Murray State, 9/4/04
- 7 at Army, 9/6/03

FIELD GOALS

- 4 at Cincinnati, 12/3/11
- 4 at USF, 12/4/10
- 4 vs. Cincinnati, 10/25/08
- 4 vs. Toledo, 12/27/04
- 3 18 times, last at Cincinnati, 11/25/17

FIELD GOAL ATTEMPTS

- 5 4 times, last at Temple, 9/18/10
- 5 at Temple, 9/6/08
- 5 at Army, 10/05
- 5 vs. Toledo, 12/27/04
- 4 13 times, last at Cincinnati, 11/25/17

TOTAL PLAYS

- 93 vs. Missouri, 10/28/17
- 92 at Kent State, 10/18/03
- 91 vs. Pittsburgh, 11/11/06
- 90 vs. Buffalo, 9/25/10
- 90 at Cincinnati, 10/15/05

TOTAL OFFENSE

- 613 at Buffalo, 9/20/03
- 600 vs. Liberty, 9/10/05
- 596 vs. ECU, 9/24/17
- 568 vs. Western Michigan, 11/1/03

FIRST DOWNS

- 37 vs. Liberty, 9/10/05
- 35 at Syracuse, 10/30/04
- 31 vs. Memphis, 12/7/13
- 31 vs. Western Michigan, 11/1/03
- 31 at Kent State, 10/18/03

RUSHING ATTEMPTS

- 62 vs. Pittsburgh, 11/11/06
- 62 vs. Liberty, 9/10/05
- 58 at Baylor, 9/19/09
- 55 at Temple, 9/16/08
- 55 vs. Syracuse, 10/7/05
- 55 vs. Buffalo, 9/1/05

RUSHING YARDS

- 418 vs. Rhode Island, 8/31/06
- 376 vs. Liberty, 9/10/05
- 317 vs. Pittsburgh, 11/11/06

RUSHING TOUCHDOWNS

- 6 vs. Texas Southern, 9/11/10
- 6 vs. Liberty, 9/10/05
- 5 vs. Hofstra, 8/28/08
- 5 vs. Rhode Island, 8/31/06
- 4 13 times, last vs. UCF, 10/10/15

PASSING ATTEMPTS

- 56 vs. Rutgers, 10/31/09
- 55 vs. Memphis, 12/7/13
- 55 vs. Boston College, 9/13/03
- 52 vs. Missouri, 10/28/17
- 51 at Syracuse, 10/30/04
- 51 at Kent State, 10/18/03

COMPLETIONS

- 39 at Syracuse, 10/30/04
- 37 vs. Memphis, 12/7/13
- 29 vs. Buffalo, 11/20/04
- 29 at Navy, 11/16/02

PASSING YARDS

- 463 vs. Memphis, 12/7/13
- 445 at Syracuse, 10/30/04
- 408 at SMU, 9/30/17
- 406 vs. ECU, 9/24/17
- 386 vs. Murray State, 9/4/04
- 378 at West Virginia, 10/24/09
- 372 vs. Tulsa, 10/21/17
- 365 vs. USF, 10/17/15

TD PASSES

- 5 vs. Murray State, 9/4/04
- 5 vs. Akron, 10/25/03
- 5 at Army, 9/6/03

INTERCEPTIONS THROWN

- 5 vs. Pittsburgh, 12/6/08
- 3 10 times, last vs. Louisville 11/8/13

PENALTIES

- 12 at ECU, 10/23/14
- 12 vs. Rutgers, 10/22/05
- 12 at Boston College, 8/31/02
- 11 at UCF, 10/10/15
- 11 at North Carolina, 10/4/08
- 11 vs. Akron, 9/27/07
- 11 vs. Tulsa, 10/21/17

PENALTY YARDS

- 118 at ECU, 10/23/14
- 115 vs. Memphis, 11/29/14
- 105 vs. Tulsa, 10/21/17
- 102 vs. UCF, 10/26/13
- 97 at North Carolina, 10/4/08
- 95 vs. Western Michigan, 10/1/11
- 94 vs. Cincinnati, 11/27/10
- 94 at Boston College, 9/17/04
- 91 vs. Akron, 10/25/03

PUNTS

- 12 at Houston 9/29/16
- 11 at Tulane, 11/7/15
- 11 at Rutgers, 10/8/10
- 10 5 times, last vs. Cincinnati, 10/25/08

TURNOVERS LOST

- 7 vs. Syracuse, 11/5/11

PASSES INTERCEPTED

- 4 vs. East Carolina, 10/30/15
- 4 vs. Cincinnati, 11/27/10
- 4 vs. Buffalo, 9/25/10
- 4 at Pittsburgh, 9/22/07
- 4 at Army, 10/1/05
- 4 at Iowa State, 11/23/02

TEAM LOWS

POINTS (GAME)

- 0 vs. Cincinnati, 11/22/14
- 0 at Louisville, 10/23/10
- 0 at Pittsburgh, 11/12/05
- 0 at Boston College, 11/19/16
- 0 vs. Temple, 11/4/16
- 3 at Temple, 11/28/15
- 3 at Tulane, 10/11/14
- 3 at Cincinnati, 11/10/07
- 3 at East Carolina, 10/29/16
- 6 at Missouri, 9/19/15
- 7 at Tulane, 11/7/15
- 7 at Boston College, 9/17/04

POINTS (HALF)

- 0 28 times, last at Virginia, 9/16/17

TOTAL PLAYS

- 36 at USF, 9/19/14
- 45 at Louisville, 10/23/10
- 47 at Tulane, 11/7/15
- 47 at Boston College, 11/19/16
- 50 vs. Marshall, 12/26/15
- 50 at Louisville, 12/2/06

TOTAL OFFENSE

- 121 at Boston College, 11/19/16
- 129 vs. Cincinnati, 11/22/14
- 129 at West Virginia, 11/2/05
- 138 at Temple, 11/28/15
- 145 at USF, 9/19/14
- 160 vs. Temple, 11/4/16
- 190 at Miami, Fla., 10/5/02

FIRST DOWNS

- 6 at USF, 9/19/14
- 6 at Georgia Tech, 9/17/05
- 8 at Louisville, 12/2/06
- 8 at Boston College, 11/19/16
- 8 vs. Temple 11/4/16
- 9 5 times, last at Temple, 11/28/15

RUSHING ATTEMPTS:

- 17 at Boston College, 11/19/16
- 22 at Cincinnati, 11/10/07
- 22 at Vanderbilt, 10/26/02
- 23 vs. Army, 11/8/14
- 23 vs. Louisville, 11/19/11

RUSHING YARDS

- 6 at Boston College, 11/19/16
- 9 at Temple, 11/28/15
- 12 at West Virginia, 11/2/05
- 18 vs. Louisville, 11/19/11
- 20 at Georgia Tech, 11/13/04

PASSING ATTEMPTS

- 6 vs. Buffalo, 1/3/09
- 10 at USF, 9/19/14
- 13 at Indiana, 9/23/06
- 13 vs. Rhode Island, 8/31/06

COMPLETIONS

- 4 vs. Buffalo, 1/3/09
- 5 vs. SMU, 12/6/14
- 6 at USF, 9/19/14
- 6 vs. Syracuse, 10/7/05
- 7 at Syracuse, 11/15/08
- 7 at Louisville, 12/2/06
- 7 at Georgia Tech, 9/17/05

PASSING YARDS

- 27 at Indiana, 9/23/06
- 45 vs. Syracuse, 10/7/05
- 49 vs. Buffalo, 1/3/09

PENALTIES

- 0 vs. South Carolina, 1/2/10
- 1 vs. Iowa State, 9/16/11
- 1 vs. West Virginia, 11/1/08
- 1 vs. Tulane, 11/26/16
- 1 vs. Syracuse, 9/24/16
- 2 17 times, last at Navy, 9/10/16

PENALTY YARDS

- 3 vs. Tulane, 11/26/16
- 5 vs. Iowa State, 9/16/11
- 5 vs. West Virginia, 11/1/08
- 5 vs. Syracuse, 9/24/16
- 10 5 times, last at Michigan, 9/4/10

PUNTS

- 0 at Syracuse, 10/30/04
- 1 vs. Liberty, 9/10/05
- 1 at Wake Forest, 11/15/03



FBS RECORDS (SINCE 2002)

2018 UCONN FOOTBALL MEDIA GUIDE

INDIVIDUAL HIGHS

GAMES PLAYED

1.	52	Lawrence Wilson (2007-10)*
	52	Anthony Sherman (2007-10)*
3.	51	Kashif Moore (2008-11)*
	51	Moe Petrus (2008-11)*
5.	50	Julius Williams (2004-08)*
	50	Twyon Martin (2008-11)

* Played in every game during that time period

GAMES STARTED

1.	51	Moe Petrus (2008-11)
2.	50	Lawrence Wilson (2007-10)
3.	48	Mike Hicks (2006-09)
4.	46	James Hargrave (2002-05), Grant Preston (2002-05)

CONSECUTIVE STARTS

1.	51	Moe Petrus (2008-11)
2.	38	Mike Hicks (2007-09)
3.	36	Billy Irwin (2002-04), Brian Markowski (2002-04), Dan Orlovsky (2002-04), Grant Preston (2002-05)

RUSHING ATTEMPTS

1.	43	Donald Brown vs. Pittsburgh, 11/11/06
2.	37	Jordan Todman vs. Vanderbilt, 10/2/10
	37	Jordan Todman vs. Pittsburgh, 11/11/10
4.	34	Donald Brown vs. Pittsburgh, 12/6/08
	34	Donald Brown vs. Baylor, 9/19/08
6.	33	7 times, last by Jordan Todman at USF, 12/4/10

RUSHING YARDS

1.	261	Donald Brown vs. Buffalo, 1/3/09
2.	234	Terry Caulley at Buffalo, 9/20/03
3.	222	Jordan Todman vs. Pittsburgh, 11/11/10

RUSHING TOUCHDOWNS

1.	4	Lyle McCombs vs. Fordham, 9/3/11
	4	Jordan Todman at Cincinnati, 11/7/09
	4	Donald Brown vs. Hofstra, 8/28/08
	4	Cornell Brockington at Wake Forest, 11/15/03
	4	Cornell Brockington vs. Western Michigan, 11/1/03
	4	Terry Caulley at Buffalo, 9/20/03

PASSING ATTEMPTS

1.	55	Dan Orlovsky vs. Boston College, 9/13/03
2.	54	Casey Cochran vs. Memphis, 12/7/13
3.	52	Bryant Shirreffs vs. Missouri, 10/28/17
4.	51	Dan Orlovsky at Syracuse, 10/30/04
	51	Dan Orlovsky at Kent State, 10/18/03

COMPLETIONS:

1.	39	Dan Orlovsky at Syracuse, 10/30/04
2.	36	Casey Cochran vs. Memphis, 12/7/13
3.	29	Dan Orlovsky at Navy, 11/16/02
4.	28	Bryant Shirreffs vs. USF, 10/17/15
	28	Chandler Whitmer at Western Michigan, 9/12/12
	28	Dan Orlovsky vs. Buffalo, 11/20/04
	28	Dan Orlovsky at Georgia Tech, 11/13/04
	28	Dan Orlovsky at Kent State, 10/18/03

PASSING YARDS

1.	461	Casey Cochran vs. Memphis, 12/7/13
2.	408	Bryant Shirreffs at SMU, 9/30/17
3.	306	Bryant Shirreffs vs. ECU, 9/24/17
4.	445	Dan Orlovsky at Syracuse, 10/30/04
5.	382	Dan Orlovsky vs. Murray State, 9/4/04
6.	378	Cody Endres at West Virginia, 10/24/09
7.	372	Bryant Shirreffs vs. Tulsa, 10/21/17.
8.	365	Bryant Shirreffs vs. USF, 10/17/15

TOUCHDOWN PASSES

1.	5	Dan Orlovsky vs. Murray State, 9/4/04
	5	Dan Orlovsky vs. Akron, 11/25/03
	5	Dan Orlovsky at Army, 9/6/03

INTERCEPTIONS THROWN:

1.	4	Chandler Whitmer at Rutgers, 10/6/12
	3	16 times, last Tim Boyle vs. Louisville, 11/8/13

RECEPTIONS

1.	15	Jeremy Davis vs. Memphis, 12/7/13
2.	11	Deshon Foxx vs. Memphis, 12/7/13
3.	10	Four times, last Shakim Phillips vs. Maryland, 9/14/13

RECEIVING YARDS

1.	207	Jeremy Davis vs. Memphis, 12/7/13
2.	178	Shakim Phillips vs. Maryland, 12/7/13
3.	157	Marcus Easley vs. West Virginia, 10/24/09
4.	143	Kashif Moore vs. Iowa State, 9/16/11
5.	140	Jeremy Davis at Cincinnati, 10/19/13

RECEIVING TOUCHDOWNS

1.	2	16 times, last by Mason Donaldson vs. ECU 9/24/17
----	---	---

FIELD GOALS

1.	4	Dave Teggart at Cincinnati, 12/3/11
	4	Dave Teggart at USF, 12/4/10
	4	Dave Teggart vs. Cincinnati, 10/25/08
	4	Matt Nuzie vs. Toledo, 12/27/04

FIELD GOAL ATTEMPTS

1.	5	Dave Teggart at Temple, 9/18/10
	5	Tony Ciaravino vs. Temple, 9/6/08
	5	Matt Nuzie vs. Toledo, 12/27/04
4.	4	12 times, last by Dave Teggart, 12/3/11

EXTRA POINTS:

1.	9	Marc Hickok vs. Kent State, 1/9/02
2.	8	Dave Teggart vs. Syracuse, 11/28/09
	8	Marc Hickok vs. Florida Atlantic, 11/2/02

TOTAL TOUCHDOWNS

1.	5	Cornell Brockington vs. Western Michigan, 11/1/03
2.	4	Lyle McCombs vs. Fordham, 9/3/11
	4	Jordan Todman at Cincinnati, 11/7/09
	4	Donald Brown vs. Hofstra, 8/28/08
	4	Cornell Brockington at Wake Forest, 11/15/03
	4	Terry Caulley at Buffalo, 9/20/03
	4	Terry Caulley vs. Kent State, 11/9/02

PUNTS

1.	11	Justin Wain vs. Tulane, 11/7/15
	11	Cole Wagner at Rutgers, 10/8/10
3.	10	Desi Cullen at Cincinnati, 11/10/07
	10	Chris Pavasaris at Indiana, 9/23/06
	10	Chris Pavasaris vs. USF, 11/26/05
	10	Shane Hussar vs. Syracuse, 10/7/05

TACKLES:

1.	21	Alfred Fincher vs. West Virginia, 10/13/04
2.	18	Scott Lutrus vs. Louisville, 10/19/07
	18	Maurice Lloyd vs. Toledo, 12/27/04
4.	17	Andrew Adams vs. Navy, 9/26/15
	17	Sio Moore vs. West Virginia, 10/29/10
5.	16	Yawin Smallwood vs. Towson, 8/29/13

SACKS:

1.	4.0	Trevardo Williams vs. Rutgers, 11/26/11
	4.0	Lindsey Witten at Ohio, 9/5/09
3.	3.5	Sio Moore vs. Vanderbilt, 9/10/11
4.	3.5	Robert McClain vs. Buffalo, 1/3/09
5.	3	Four times, last by Cody Brown vs. Syracuse, 11/15/08

TACKLES FOR LOSS

1.	5	Alfred Fincher vs. Western Michigan, 11/1/03
	5	Uyi Osunde vs. Akron, 10/25/03
	5	Tyler King vs. Akron, 10/25/03

PASSES INTERCEPTED

1.	3	Andrew Adams vs. UCF, 11/1/15
	3	Darius Butler at Army, 10/1/05
3.	2	Jamar Summers vs. East Carolina, 10/30/15
	2	Taylor Mack vs. Rutgers, 11/30/13
	2	Darius Butler vs. Army, 10/14/06
	2	Justin Perkins vs. Rutgers, 11/8/03
	2	Justin Perkins vs. Lehigh, 10/4/03
	2	Maurice Lloyd at Iowa State, 11/23/02



MISCELLANEOUS

LARGEST MARGIN OF VICTORY:

Margin	Date	Opponent	Score
59	9/11/10	Texas Southern	62-3
59	9/10/05	Liberty	59-0
47	11/2/02	Florida Atlantic	61-14
45	8/31/06	Rhode Island	52-7
42	9/26/09	Rhode Island	52-10
42	11/9/02	Kent State	63-21
38	9/8/07	Maine	38-0
38	9/1/05	Buffalo	38-0
38	9/4/04	Murray State	52-14
38	11/16/02	at Navy	38-0
37	8/30/12	UMass	37-0
37	9/25/04	Army	40-3
35	12/7/13	Memphis	45-10

LARGEST MARGIN OF DEFEAT:

45	10/26/13	at UCF	17-62
45	11/24/07	at West Virginia	21-66
41	11/22/14	at Cincinnati	0-41
40	10/28/17	Missouri	12-52
39	11/2/05	West Virginia	6-45
39	10/6/17	Memphis	31-70
38	9/26/16	at ECU	3-41
34	9/27/03	at Virginia Tech	13-47
34	10/5/02	at Miami, Fla.	14-48
32	11/2/05	at West Virginia	13-45

LARGEST LEAD HELD:

Lead	Date	Opponent	Score	Quarter
59	9/11/10	Texas Southern	62-3	Final
59	9/10/05	Liberty	59-0	Final
56	11/9/02	Kent State	56-0	4th
56	11/2/02	Florida Atlantic	56-0	3rd
45	8/31/06	Rhode Island	52-7	Final
42	9/13/08	Virginia	45-3	4th
38	9/26/09	Rhode Island	45-7	4th
38	9/8/07	Maine	38-0	Final
38	9/1/05	Buffalo	38-0	Final
38	9/4/04	Murray State	52-14	Final
38	11/16/02	at Navy	38-0	Final

LARGEST LEAD LOST (AFTER 1ST QUARTER):

15	10/10/09	Pittsburgh	21-6	3rd
14	9/21/13	Michigan	21-7	3rd
14	10/13/12	Temple	14-0	2nd
13	10/22/16	UCF	13-0	2nd
10	9/16/11	Iowa State	10-0	2nd
10	11/1/08	West Virginia	10-0	1st
10	12/29/07	vs. Wake Forest	10-0	3rd

LARGEST DEFICIT FACED:

Deficit	Date	Opponent	Score	Quarter
52	11/24/07	at West Virginia	66-14	4th
48	10/5/02	at Miami, Fla.	48-0	3rd
45	10/26/13	at UCF	62-17	4th
41	11/22/14	Cincinnati	41-0	4th
40	9/27/03	at Virginia Tech	40-0	3rd
38	12/2/06	at Louisville	48-10	4th
38	10/29/16	at East Carolina	41-3	4th

LARGEST DEFICIT OVERCOME TO WIN:

17	11/1/03	Western Michigan	17-0	2nd
14	11/21/09	Notre Dame	14-0	1st
14	11/11/06	Pittsburgh	31-17	4th
14	9/11/04	Duke	20-6	4th
14	9/21/02	Ohio	20-6	3rd
13	8/31/17	Holy Cross	20-7	3rd
11	9/26/08	at Louisville	21-10	3rd

FOURTH QUARTER COMEBACK VICTORIES:

Date	Opponent	Deficit	Score	Time	Game Winning Play
9/17/16	Virginia	10	10-0	12:42	Puyol 43 yd field goal
11/22/13	Temple	7	28-21	4:32	Yavin Smallwood 59 yd int ret
10/29/10	West Virginia	3	16-13	OT	Dave Teggart 27 yard field goal
11/11/10	Pittsburgh	1	30-28	6:19	Isiah Moore 14 pass from Zach Frazer
12/5/09	South Florida	1	27-26	0:40	Dave Teggart 42 field goal
11/21/09	Notre Dame	3	20-17	10:47	Andre Dixon 4 run (2OT)
9/26/08	Louisville	4	17-21	2:45	Lawrence Wilson 45 int ret.
10/19/07	Louisville	10	17-7	11:35	Andre Dixon 5 run
9/15/07	Temple	1	17-16	14:54	Donald Brown 5 run
11/11/06	Pittsburgh	14	17-31	7:53	Donald Brown 10 run(D.J. Hernandez rush)
9/11/04	Duke	14	6-20	11:05	Matt Nuzie 21 field goal
11/8/03	Rutgers	3	21-24	8:04	Cornell Brockington 1 run
10/25/03	Akron	6	28-34	8:43	Matt Nuzie 27 field goal
10/18/03	at Kent State	8	20-28	1:51	O'Neil Wilson 14 pass from Dan Orlovsky
9/21/02	Ohio	6	13-19	14:05	Dan Orlovsky 1 run
8/31/17	Holy Cross	14	20-14	12:02	Nate Hopkins 1 yd TD run

FANTASTIC FINISHES (FINAL 2:00):

Date	Opponent	Final Score	Scoring Play
9/1/16	Maine	24-21	Puyol 37 yd FG (0:11, 4th)
9/12/16	Virginia	13-10	Puyol 43 yd FG (1:33, 4th)
10/1/11	W. Michigan	L, 31-38	Chleb Ravenell 41 pass from Aetx Carder (1:35, 4th)
12/4/10	USF	W19-16	Dave Teggart 52 yard field goal (0:17 4th)
10/29/10	West Virginia	W, 16-13	Dave Teggart 27 yard field goal (OT)

12/5/09	USF	W, 29-27	Dave Teggart 42 field goal (0:00, 4th)
11/21/09	Notre Dame	W, 33-30	Andre Dixon 4 run (2nd OT)
10/31/09	Rutgers	L, 24-28	Tim Brown 81 pass from Tom Savage 0:22, 4th)
10/10/09	at Pittsburgh	L, 21-24	Dan Hutchins 18 field goal (0:00, 4th)
9/12/09	North Carolina	L, 10-12	Team Safety (1:32, 4th)
10/19/07	Louisville	W, 21-17	Andre Dixon 5 run (1:32, 4th)
11/25/06	Cincinnati	L, 23-26	Kevin Lovell 29 field goal (0:10, 4th)
11/11/06	Pittsburgh	W, 46-45	Donald Brown 10 run (D.J. Hernandez rush, 2OT)
11/8/03	Rutgers	W, 38-31	Cornell Brockington 1 run (0:26, 4th)
10/25/03	Akron	W, 38-37	Matt Nuzie 27 field goal (0:00 4th)
10/18/03	at Kent State	W, 34-31	O'Neil Wilson 14 pass from Dan Orlovsky (OT)

EARLIEST SCORES:

Qtr	Time	Date	Opponent	Play
1st	13:34	9/25/10	Buffalo	Jerome Junior 27 yard interception return
1st	14:44	10/23/04	Temple	Larry Taylor 97 kickoff return
1st	14:43	11/15/03	at Wake Forest	O'Neil Wilson 55 pass from Dan Orlovsky
1st	14:12	9/8/07	Maine	Scott Lutrus 25 interception return
1st	13:55	11/3/07	Rutgers	Team Safety
1st	13:44	10/6/17	Memphis	Arkeel Newsome 64 yard TD run
1st	13:40	10/28/17	Missouri	Team Safety
1st	13:33	11/26/05	South Florida	Lou Allen 60 run
1st	13:33	11/2/02	Florida Atlantic	Terry Cauley 33 run

EARLIEST SCORES AGAINST:

1st	14:09	9/24/16	Syracuse	Etta-Tawo 57 yd pass Eric Dungey
1st	14:45	11/19/11	Louisville	Adrian Bushell 100 kickoff return
1st	14:46	10/24/09	at West Virginia	Tavor Austin 98 kickoff return
1st	14:48	10/31/09	Rutgers	Devin McCourt 98 kickoff return
1st	14:43	10/19/02	Temple	Makonne Fenton 94 kickoff return
1st	14:12	9/17/04	at Boston Coll.	Joel Hazard 12 pass from Paul Peterson
1st	13:20	9/30/06	Navy	R Reggie Campbell 77 pass from Brian Hampton
1st	13:16	9/1/07	at Duke	Brandon King 6 pass from Thaddeus Lewis

TWO-POINT CONVERSION ATTEMPTS (9-27):

Date	Opponent	Two-Point Play	Final
11/26/16	Tulane	Donovan Williams rush failed	L, 13-38
9/26/15	Navy	Noel Thomas pass from Bryant Shirreffs	L, 18-28
9/28/14	at Buffalo	Chandler Whitmer pass failed	L, 12-41
9/14/13	Maryland	Jeremy Davis pass from Chandler Whitmer	L, 21-32
8/29/13	Towson	Spencer Parker pass from Chandler Whitmer	L, 18-33
12/3/11	at Cincinnati	Corey Manning pass from Johnny McEntee	L, 27-35
12/5/09	USF	Desi Cullen rush failed	W, 29-27
12/5/09	USF	Zach Frazer pass failed	W, 29-27
11/7/09	at Cincinnati	Marcus Easley pass from Jordan Todman	L, 45-47
11/7/09	at Cincinnati	Zach Frazer pass failed	L, 45-47
10/4/08	North Carolina	Zach Frazer rush failed	L, 38-12
9/26/08	Louisville	Zach Frazer pass failed	W, 26-21
10/27/07	USF	Desi Cullen pass failed	W, 22-15
9/15/07	Temple	Tyler Lorenzen rush failed	W, 22-17
11/11/06	Pittsburgh	D.J. Hernandez rush	W, 46-45
10/29/06	at Rutgers	Matt Bonislowski rush failed	L, 13-24
10/20/06	West Virginia	Terry Cauley rush	L, 11-37
12/3/05	Louisville	D.J. Hernandez rush failed	L, 20-30
10/13/04	West Virginia	Dan Orlovsky pass failed	L, 19-31
9/30/04	Pittsburgh	Dan Orlovsky pass failed	W, 29-17
10/18/03	at Kent State	Keron Henry pass from Dan Orlovsky	W, 34-31 OT
9/16/17	at Virginia	Quayvon Skanes rush failed	L, 18-38
9/16/17	at Virginia	Bryant Shirreffs pass failed	L, 18-38
9/30/17	at SMU	Bryant Shirreffs to Tyler Davis	L, 28-49
11/4/17	USF	David Pindell pass intercepted	L, 20-37
11/18/17	Boston College	David Pindell pass failed	L, 16-39
11/25/17	at Cincinnati	David Pindell pass failed	L, 21-22

TWO-POINT CONVERSION ATTEMPTS DEFENDED (3-9):

9/3/15	Villanova	Jon Robertson pass failed	W, 20-15
11/26/11	Rutgers	Gary Nova pass failed	W, 40-22
11/26/11	Rutgers	Gary Nova pass failed	W, 40-22
9/18/10	at Temple	Chester Stewart pass failed	L, 16-30
12/5/09	USF	B.J. Daniels pass failed	W, 29-27
10/17/09	Louisville	Adam Froman pass failed	W, 38-25
10/10/09	at Pittsburgh	Cedric McGee pass from Bob Stull	L, 21-24
9/19/09	at Baylor	Justin Akers pass from Robert Griffin	L, 30-22
9/5/09	at Ohio	Theo Scott pass failed	W, 23-16
11/25/17	at Cincinnati	Mike Boone pass from Hayden Moore	L, 21-22

SAFETIES:

Date	Opponent	Play
10/10/15	UCF	Hayden Jones kneels in end zone on KO after taking ball out
10/2/10	Vanderbilt	Ball snapped through the back of the end zone
9/5/09	Ohio	Lindsey Witten sack in end zone
11/15/08	Syracuse	Team pushes back into endzone
11/3/07	Rutgers	D.J. Hernandez blocks punt through end zone
9/1/07	Duke	Julius Williams sacks Thaddeus Lewis in end zone
11/26/05	South Florida	Deon McPhee sacks Pat Julmiste in end zone
10/20/04	Buffalo	Shawn Mayne sacks P.J. Piskorik in end zone
11/9/02	Kent State	Frank Quagliano tackles David McDowell in end zone
10/28/17	Missouri	Ball snapped through the back of the end zone

SAFETIES AGAINST:

9/3/15	Villanova	Andreas Knappe holding in end zone
9/19/15	Missouri	Clarence Green blocked punt
10/8/11	West Virginia	Johnny McEntee sacked in End Zone
9/12/09	North Carolina	Dan Ryan Holding In End Zone
10/15/08	Rutgers	Donald Brown tackled in endzone
10/27/07	USF	Dahna Deleston falls on blocked punt in end zone
10/27/05	Rutgers	Dennis Brown fumbled snap out of end zone



FBS RECORDS (SINCE 2002)

2018 UCONN FOOTBALL MEDIA GUIDE

TRUE FRESHMAN STARTERS:

Player	Year	Pos.	Starts
Deon Anderson	2002	FB	6
Anthony Barksdale	2005	FB	2
Allan Barnes	2003	CB	3
Tyriq Beals	2015	WR	6
Tim Boyle	2013	QB	4
Tyvon Branch	2004	CB	1
Brayden Brown	2017	DB	4
Cody Brown	2005	DE	1
Dennis Brown	2005	QB	2
Terry Caulley	2002	TB	9
Ryan Crozier	2014	LG	4
Omar Fortt	2017	DB	4
James Hargrave	2002	LB	2
Shane Hussar	2004	P	11
Terence Jeffers	2006	WR	8
Ron Johnson	2014	TB	6
Jesse Joseph	2009	DE	13
Brad Kanuch	2006	WR	8
Matt Lawrence	2003	TB	2
Arkeel Newsome	2014	TB	2
Hergy Mayala	2015	WR	5
Kevin Mensah	2017	RB	4
Anthony Rouzier	2005	LB	1
Anthony Sherman	2007	FB	2
Michael Smith	2008	WR	1
Jamar Summers	2014	CB	6
Robert Vaughn	2006	S	2
Ryan Van Demark	2017	OL	9
Donovan Williams	2016	QB	3
Trevario Williams	2009	DE	1
Lindsey Witten	2006	DE	6

TOP HOME ATTENDANCE:

Attn.	Site	Opponent	Date
42,704	Rentschler Field	Michigan	9/28/13

TOP ROAD/NEUTRAL ATTENDANCE:

Attn.	Date	Opponent	Site
113,090	9/4/10	Michigan	Michigan Stadium
80,795	11/21/09	Notre Dame	Notre Dame Stadium
70,079	9/19/15	Missouri	Faurot Field At Memorial Stadium
67,232	1/1/11	Oklahoma	University of Phoenix Stadium
65,115	9/27/03	Virginia Tech	Lane Stadium
60,004	10/13/07	Virginia	Scott Stadium
59,500	10/4/08	North Carolina	Kenan Stadium

LONGEST SCORING DRIVES (BY PLAYS):

Plays	Date	Opponent	Scoring Play
19	11/25/18	at Cincinnati	David Pindell 1 yd run
17	9/1/07	at Duke	Tony Ciaravino 19 field goal
16	11/3/12	at USF	Chad Christen 37 yd field goal
16	10/15/11	USF	Dave Teggart, 18 field goal
16	11/18/06	at Syracuse	Donald Brown 3 pass from D.J. Hernandez
16	11/15/03	at Wake Forest	Matt Nuzie 24 field goal
16	9/1/16	Maine	Ron Johnson 1 yd run
15 (14x)	11/25/17	at Cincinnati	Michael Tarbut, 37 field goal

LONGEST SCORING DRIVES (BY YARDS):

Yards	Date	Opponent	Scoring Play
99	8/31/06	Rhode Island	Donald Brown 3 run
98	9/26/09	Rhode Island	Robbie Frey 13 run
98	11/18/06	at Syracuse	Terence Jeffers 16 pass from D.J. Hernandez
98	11/11/06	Pittsburgh	Donald Brown 8 pass from D.J. Hernandez
98	10/14/06	Army	Terry Caulley 98 run
97	11/1/03	Western Michigan	Cornell Brockington 10 run
97	9/27/03	at Virginia Tech	Keron Henry 27 pass from Dan Orlovsky

LONGEST SCORING DRIVES (BY TIME):

Time	Date	Opponent	Scoring Play
8:55	9/1/16	Maine	Ron Johnson 1 yd run
8:44	10/23/04	Temple	Chris Bellamy 5 yd run
7:53	11/25/17	at Cincinnati	David Pindell 1 yd run
7:43	9/10/05	Liberty	Lou Allen 6 yd run
7:41	11/15/03	at Wake Forest	Matt Nuzie 24 yd field goal
7:39	11/3/12	USF	Chad Christian 37 yd field goal
7:29	8/30/12	Massachusetts	Lyle McCombs 1 yd run
7:24	11/32/13	Temple	Casey Cochran 1 yd run
7:05	9/3/15	Villanova	Tommy Myers 14 yd pass Shirreffs
7:04	9/13/08	Virginia	Anthony Davis 3 yd pass from Lorenzon

LONGEST SCORING DRIVES AGAINST (BY PLAYS):

Plays	Date	Opponent	Scoring Play
19	9/4/10	at Michigan	Brandon Gibbons 24 yd field goal
18	9/16/17	at Virginia	Hamm 3 yd run
16	11/17/07	Syracuse	Mike Williams 2 yd pass from Dantley
15 (12x)	12/26/15	vs. Marshall	Nick Smith 29 yd field goal

LONGEST SCORING DRIVES AGAINST (BY YARDS):

Yards	Date	Opponent	Scoring Play
99	9/24/16	Syracuse	Dungey 6 yd run
96	9/10/16	at Navy	Chris High 4 yd run
96	9/4/10	at Michigan	Vincent Smith 12 yd run
95	9/1/16	Maine	Josh Mask 20 yd pass from Collins
95	8/29/13	Towson	Peter Athens 1 yd run
95	11/19/11	Louisville	Teddy Bridgewater 5 yd run
95	10/18/03	at Kent State	Kevin Beverly 3 yd pass from Josh Cribbs
93	10/22/16	UCF	Snelson 22 yd pass from Milton
93	10/28/17	Missouri	Moore 4 yd pass from Lock

LONGEST SCORING DRIVES AGAINST (BY TIME):

Time	Date	Opponent	Scoring Play
9:46	9/16/17	at Virginia	Hamm 3 yd run
8:05	9/4/10	at Michigan	Brendan Gibbons 24 yd field goal
7:35	8/29/13	Towson	Peter Athens 1 yd run
7:19	10/19/07	Louisville	Art Carmody 23 field goal
7:09	10/23/04	Temple	Ryan Lux 19 field goal
7:07	11/19/16	Boston College	Jones 1 yd run
7:04	11/3/07	Rutgers	Jeremy Ito 28 field goal
6:59	11/25/06	Cincinnati	Kevin Lowell 25 field goal

Bold indicates returning player

NCAA FINAL RANKINGS

OFFENSE

Year	Rank	Stat
2002	75	359.17
2003	8	477.50
2004	19	429.75
2005	94	324.27
2006	73	323.92
2007	90	347.15
2008	62	356.08
2009	57	387.23
2010	96	325.77
2011	108	313.17
2012	110	318.33
2013	112	318.60
2014	123	276.30
2015	123	310.3
2016	122	320.0
2017	50	415.2

PASSING OFFENSE

Year	Rank	Stat
2002	55	222.58
2003	10	297.92
2004	10	281.33
2005	106	149.45
2006	110	141.00
2007	97	185.77
2008	109	139.69
2009	61	216.54
2010	110	151.08
2011	84	194.67
2012	65	230.42
2013	68	234.20
2014	111	169.35
2015	103	185.5
2016	94	202.7
2017	34	269.2

PASSING EFFICIENCY

Year	Rank	Stat
2002	42	127.99
2003	32	137.52
2004	39	133.91
2005	104	104.32
2006	104	103.90
2007	77	121.67
2008	116	90.85
2009	65	127.30
2010	112	103.11
2011	100	113.21
2012	98	115.49
2013	103	112.49
2014	109	109.20
2015	88	121.82
2016	116	110.97
2017	59	134.14

RUSHING OFFENSE

Year	Rank	Stat
2002	72	136.58
2003	34	179.58
2004	66	148.42
2005	34	172.82
2006	13	182.92
2007	49	161.38
2008	13	216.38
2009	39	170.69
2010	97	174.69
2011	97	118.50
2012	117	87.92
2013	119	84.4
2014	116	106.9
2015	114	12.8
2016	118	117.3
2017	87	146.0

SCORING OFFENSE

Year	Rank	Stat
2002	28	31.08
2003	17	34.00
2004	27	30.25
2005	66	24.73
2006	81	21.42
2007	66	26.46
2008	55	24.92
2009	27	31.15
2010	63	26.38
2011	82	24.25
2012	118	17.75
2013	106	20.6
2014	122	15.50
2015	121	17.2
2016	128	14.8
2017	102	23.6

DEFENSE

Year	Rank	Stat
2002	19	316.08
2003	32	340.00
2004	27	327.42
2005	7	298.27
2006	82	358.08
2007	37	351.38
2008	67	278.00
2009	62	368.77
2010	58	366.77
2011	51	366.67
2012	9	309.92
2013	51	384.6
2014	49	378.6
2015	33	355.1
2016	65	410.8
2017	126	519.0

PASSING DEFENSE

Year	Rank	Stat
2002	5	160.42
2003	33	201.17
2004	19	190.00
2005	4	158.42
2006	25	178.50
2007	17	194.00
2008	9	168.23
2009	88	235.92

Year	Rank	Stat
2010	67	223.54
2011	113	113.21
2012	36	212.00
2013	87	249.2
2014	36	208.8
2015	20	1893
2016	107	264.7
2017	129	339.9

Year	Rank	Stat
2002	18	102.44
2003	32	114.18
2004	28	112.73
2005	7	96.81
2006	72	130.23
2007	10	107.08
2008	9	101.51
2009	85	136.11
2010	28	116.43
2011	70	132.36
2012	35	120.23
2013	76	131.83
2014	59	126.66
2015	24	112.70
2016	98	141.01
2017	122	159.57

Year	Rank	Stat
2002	59	155.67
2003	45	139.83
2004	42	137.42
2005	45	139.82
2006	105	179.58
2007	62	157.38
2008	16	109.77
2009	45	132.85
2010	51	143.23
2011	4	85.67
2012	7	97.92
2013	23	135.4
2014	69	169.8
2015	60	165.8
2016	41	146.1
2017	86	185.1

Year	Rank	Stat
2002	36	22.50
2003	56	25.00
2004	36	21.67
2005	21	19.18
2006	93	27.00
2007	14	19.00
2008	22	19.77
2009	48	23.62
2010	35	22.00
2011	50	24.33
2012	19	19.83
2013	85	30.3
2014	84	29.8
2015	15	19.5
2016	65	28.1
2017	121	37.9



Center Moe Petrus started 51 consecutive games between 2008-11 – a UConn record