



2019 FOOTBALL MEDIA GUIDE

RAISE

THE

BAR





UNIVERSITY OF CONNECTICUT FAST FACTS

Location: Storrs, Connecticut 06269
 Founded: 1881
 Number of Schools and Colleges: 14
 Undergraduate Branches: Avery Point, Hartford, Stamford,
 Waterbury
 Off Campus Professional Schools: Law, Medicine,
 Social Work, Dental Medicine
 Total Enrollment: 32,027
 Undergraduate at Storrs: 19,324
 Total Undergraduate: 23,630
 Graduate/Professional Students: 8,397
 President: Dr. Susan Herbst

DIVISION OF ATHLETICS FAST FACTS

Director of Athletics: David Benedict
 Division of Athletics Address: 2095 Hillside Road, U-1173
 Storrs, CT 06269-1173
 Athletics Phone: (860) 486-2725
 Athletics Website: UConnHuskies.com
 Varsity Sports: 24

Women's (13): Basketball, Cross Country, Field Hockey,
 Ice Hockey, Lacrosse, Rowing, Soccer, Softball, Swimming
 and Diving, Tennis, Indoor Track and Field, Outdoor Track and
 Field, Volleyball
 Men's (11): Baseball, Basketball, Cross Country, Football, Golf,
 Ice Hockey, Soccer, Swimming and Diving, Tennis, Indoor
 Track and Field, Outdoor Track and Field

UCONN FOOTBALL FAST FACTS

Colors: National Flag Blue and White
 Nicknames: Huskies, UConn
 Affiliation: Football Bowl Subdivision
 Conference: .. American Athletic Conference, East Division
 Stadium: Pratt & Whitney Stadium At Rentschler Field
 Playing Surface: Natural Grass
 2018 Record..... 1-11, 0-8 American
 Football Office Address: 505 Jim Calhoun Way
 Storrs, CT 06269-3204
 Football Office Phone: (860) 486-2718
 Football Office FAX: (860) 486-2197
 Head Coach Randy Edsall
 Alma Mater Syracuse '80, '82
 Overall College Coaching Record..... 100-121 (19)
 Record At UConn 78-90 (14)

UCONN FOOTBALL STAFF

Randy Edsall Head Coach
 Frank Giufre..... Offensive Coordinator/ Offensive Line
 Lou Spanos Defensive Coordinator
 Eddie Allen..... Special Teams Coordinator
 Dennis Dottin Carter Defensive Line
 Corey Edsall Tight Ends
 Jarren Horton..... Assistant Coach / Star, Nickel, Dime
 Mike Moyseenko Quarterbacks
 Darrell Perkins Defensive Backs
 Aaron Smith..... Wide Receivers
 Kyle Weiss..... Running Backs
 Ryan Steinberg..... Director of Football Operations
 Matt King..... Director of Football Strength and Conditioning
 Michael Zyskowski Director of Player Personnel
 Andy Baylock. Director of Football Alumni/Community Affairs
 Rebecca Dunstan ..Director of Football Office Administration
 David Harris..... Recruiting Assistant
 Robert Downes Recruiting Assistant
 John Sibel..... Offensive Graduate Assistant
 Ben Chapman Offensive Graduate Assistant
 Jake Bahr..... Defensive Graduate Assistant

2019 UConn Football Schedule

Date	Opponent	Time/TV
Thursday, Aug. 29	Wagner	7 PM / ESPN3
Saturday, Sept. 7	Illinois	3:30 PM / CBSSN
Saturday, Sept. 21	at Indiana	
Saturday, Sept. 28	at *UCF	
Saturday, Oct. 5	*USF	
Saturday, Oct. 12	at *Tulane	
Saturday, Oct. 19	*Houston	
Saturday, Oct. 26	at UMASS	
Friday, Nov. 1	*Navy	8 PM / ESPN2
Saturday, Nov. 9	at *Cincinnati	
Saturday, Nov. 23	*ECU	

Saturday, Nov. 30 at *Temple



2019 ALPHABETICAL ROSTER

2019 UCONN FOOTBALL

No.	Name	Ht.	Wt.	Pos.	Cl.	Hometown/Last School/High School/Prep School
16	Malik Banks	6-1	193	DB	r-Fr.	Hockessin, Del./Howard HS of Technology
38	Lavarey Banton	5-10	215	RB	r-Fr.	Hartford, Conn./Hartford Public HS
12	Mike Beaudry	6-5	250	QB	Gr.	Orlando, Fla./Hagerty HS
2	Myles Bell	6-0	165	DB	Fr.	Plantation, Fla./St. Thomas Aquinas
28	Dante Black	5-10	200	RB	r-Fr.	Lilburn, Ga./Brookwood HS
60	Ben Bonvicini	6-1	314	OL	r-Sr.	Torrington, Conn./Torrington
28	Dante Black	5-10	200	RB	Fr.	Lilburn, Ga./Brookwood HS
60	Ben Bonvicini	6-1	314	OL	r-Jr.	Torrington, Conn./Torrington
79	Noel Brouse	6-4	277	OL	r-Jr.	Slatington, Pa./Parkland
83	Ardell Brown	5-10	180	WR	Gr.	Rochester, N.Y./Seton Hill University/Bishop Kearney
72	Rayonte Brown	6-6	252	OL	Fr.	Dundalk, Md./Dundalk HS
47	Justin Bryant	5-11	231	LB	r-Fr.	Bridgewater, N.J./Bridgewater-Raritan HS
3	Garrison Burnett	5-10	179	WR	r-So	Washington, D.C./Maret School
39	Ryan Carroll	6-1	180	DB	So.	Temple Hills, Md./Potomac HS
73	Brendan Casey	6-5	261	OL	r-Fr.	Fairfield, Conn./St. Luke's H
86	Kevens Clercius	6-3	193	WR	Fr.	Montreal, Quebec/Henri-Bourassa
25	Tyler Coyle	6-1	205	DB	r-Jr.	Windsor, Conn./Windsor
70	Cam DeGeorge	6-6	290	OL	r-So.	Lynnfield, Mass./Lynnfield
9	Tyler Davis	6-4	243	TE	r-Jr.	North Bellmore, N.Y./Mephram
70	Cam DeGeorge	6-6	290	OL	r-So.	Lynnfield, Mass./Lynnfield
93	Pierce DeV Vaughn	6-4	230	DL	r-Fr.	Plano, Texas/Prestonwood Christian HS
31	Malik Dixon	6-0	183	DB	Fr.	Orlando, Fla./Wekiva HS
82	Mason Donaldson	6-2	203	WR	r-Jr.	Allentown, Pa./Salisbury Township
88	Matt Drayton	6-1	185	WR	Fr.	Jacksonville, Fla./Raines HS
8	Jalon Ferrell	6-2	177	DB	r-Fr.	Miami, Fla./Miami Killian Senior HS
13	Miles Foerster	6-2	190	QB	Fr.	Amherst, Mass/St. Thomas More
81	Jacob Flynn			WR		
27	Omar Fortt	6-1	190	LB	Jr.	Stamford, Conn./St. Luke's High School
5	Terrence Ganyi	6-2	197	LB	r-Fr.	Montreal, Quebec/Dalbe Viau
42	T.J. Gardner	6-2	236	LB	r-So.	Windsor, Conn./Windsory
46	AJ Garson	6-7	213	DL	r-Jr.	Palm Beach Gardens, Fla./Oxbridge Academy
89	Jakai Gill					
36	Khyon Gillespie	5-11	175	RB	r-Fr.	Hartford, Conn./Capital Prep Magnet School
45	Ryan Gilmartin	5-11	225	LB	r-Jr.	Weddington, N.C./Charlotte Christian Academy
96	Dalmont Gouridine	6-3	248	DL	Fr.	Charleston, S.C./Garrett Academy
81	Brett Graham	6-3	200	P	r-Jr.	State College, Pa./State College Area
6	Eddie Hahn	6-3	214	LB	r-Jr.	Port Monmouth, N.J./Red Bank Catholic
87	Cameron Hairston	6-2	175	WR	r-So.	Lee's Summit, Mo./Lee's Summit North
49	Clayton Harris	6-0	170	K	r-Fr.	Havre de Grace HS
58	Dillon Harris	6-0	231	LB	Jr.	Bloomfield, Conn.Lackawanna College/Cheshire Academy
64	Christian Haynes	6-4	295	OL	r-Fr.	Bowie, Md./Bowie HSy
14	Tahj Herring-Wilson	6-1	190	DB	r-Jr.	Hartford, Conn./Suffield Academy
54	Robert Holmes	6-3	316	OL	r-So.	West Palm Beach, Fla./Oxbridge Academy
55	Stanley Hubbard III	6-3	292	OL	r-So.	Chevy Chase, D.C./St. John's College
92	Noah Iden	6-2	205	K	r-Fr.	North Kingstown, R.I./North Kingstown HS
84	Elijah Jeffreys	6-4	190	WR	r-Fr.	Somerville, Mass./Somerville HS
48	Kevon Jones	6-2	250	LB	So.	East Hartford, Conn./East Hartford HS
36	Jaylen Jones			DB		
57	Travis Jones	6-4	350	DL	So.	New Haven, Conn./Wilbur Cross HS
39	Hayden Jordan			WR		
38	Winston Jules	5-11	156	DB	Fr.	Brooklyn, N.Y./Salisbury School
53	Brian Keating	6-0	220	LS	Jr.	Darien, Conn./Darien
20	Robert P. King III	6-0	182	DB	r-So.	Philadelphia, Pa./Father Judge
4	Steven Krajewski	6-4	205	QB	r-Fr.	Moultrie, Ga./Colquitt County HS

2019 ALPHABETICAL ROSTER

2019 UCONN FOOTBALL



No.	Name	Ht.	Wt.	Pos.	Cl.	Hometown/Last School/High School/Prep School
32	Shamel Lazarus	6-2	170	DB	r-Fr.	Jamaica, Queens, N.Y./Erasmus Hall
7	Micah Leon	6-5	214	QB	r-So	Boynton Beach, Fla./Boca Raton
56	Nino Leone	6-6	310	OL	r-Jr.	Middleton, Mass./Pingree School
26	Stanley Little	5-9		RB	r-Sr.	Waterbury, Conn./Kennedy HS
21	Jeremy Lucien	6-2	180	DB	So.	Moore Township, Pa./Choate Rosemary Hall
75	Chase Lundt	6-7	274	OL	Fr.	Arlington, Texas/Martin HS
99	Luke Magliozzi	6-3	210	P	r-So.	Westmeadows, Australia/Essendon Keilor
80	Heron Maurisseau	5-10	168	WR	r-Fr.	Mastic Beach, N.Y./St. Anthony's HS
40	Jayce Medlock	6-2	210	HB	Fr.	Desoto, Texas/Desoto HSI
34	Kevin Mensah	5-9	196	RB	Jr.	Worcester, Mass./Shepherd Hill Regional High School
59	Andrew Migliaccio	6-3	275	DL	r-Jr.	Granby, Conn./Granby Memorial
43	Jackson Mitchell	6-2	212	LB	Fr.	Ridgefield, Conn./Ridgefield HS
35	Dominico Moncion	5-9	196	RB	r-So	Storrs, Conn./Liberty Christian Academy
68	Justin Moore	6-4	243	DL	Fr.	Carrollton, Texas/Trinity Christian
85	Justin Morehead	6-0	176	WR	Jr.	New Haven, Conn./Notre Dame-West Haven HS
41	D.J. Morgan	6-2	224	LB	Gr.	Norwalk, Calif./Notre Dame/Saint John Bosco
29	Jordan Morrison	6-1	190	DB	r-Fr.	Hamilton, N.J./Steinert-Hamilton East HS
50	Dylan Niedrowski	6-4	280	OL	r-Fr.	Reading, Pa./Exeter Township HS
90	Tim O'Shea			TE		
62	Noel Ofori-Nyadu	6-2	285	OL	r-Fr.	Arlington, Texas/Timbervie
18	Abiola Olaniyan	6-1	186	DB	r-So.	Woodberry Forest, Va./Woodberry Forest
30	Donevin O'Reilly	5-9	191	RB	r-Sr.	Glastonbury, Conn./Glastonbury HS
97	Jonathan Pace	6-5	260	DL	So.	Boston, Mass./St. Sebastian's School
24	Keyshawn Paul	6-0	180	DB	So.	Miami, Fla./Miami Jackson HSS
65	Matt Peart	6-5	300	OL	r-Sr.	Bronx, N.Y./Governor's Academy (Mass.)
47	Ventine Richardson			TE	So.	Bloomfield, Conn./Bloomfield HS
17	Oneil Robinson II	6-2	177	DB	So.	Hartford, Conn./Capital Prep Magnet School
51	Peter Rooney Jr.	6-5	282	OL	r-Fr.	Atlanta, Ga./The Westminster Schools
23	Juan Rosario			DB		
91	Jay Rose	6-3	242	TE	Jr.	Southington, Conn./Southington
9	Cameron Ross	5-9	170	WR	Fr.	Newark, Del./St. John's College HS
10	Zavier Scott	6-1	205	RB	r-So.	Fort Hood, Texas/Vilseck HS (Germany)
66	Jeffrey Sidebotham	6-2	215	LS	r-Jr.	Brookfield, Conn./Brookfield
19	Quayvon Skanes	5-11	180	WR	r-Jr.	Chicago, Ill./Wendall Phillips Academy
44	Ian Swenson	6-1	197	DB	r-So.	Wilmette, Ill./Loyola Academy
44	Ian Swenson	6-1	197	DB	r-Fr.	Wilmette, Ill./Loyola Academy
52	Caleb Thomas	6-0	280	DL	r-So.	Mansfield, Texas/Mansfield
22	Eli Thomas	6-1	220	LB	r-Sr.	Elmira, N.Y./Lackawanna College
1	Art Thompkins	5-8	180	RB	Gr.	Pittsburgh, Pa./Toledo/Woodland Hills HS
22	Eli Thomas	6-1	218	LB	r-Jr.	Elmira, N.Y./Lackawanna College
13	Messiah Turner	6-1	198	DB	So.	Tampa, Fla./Tampa Catholic HS
98	Lwal Uguak	6-4	270	DL	So.	Edmonton, AB/Harry Ainlay HS
74	Ryan Van Demark	6-7	282	OL	Jr.	Princeton, N.J./The Hun School
61	Douglas Wardlaw	6-3	295	OL	So.	New Haven, Conn./Union College
95	Eric Watts	6-5	233	DL	Fr.	Sumter, S.C./Sumter HS
61	Douglas Wardlaw			OL	Fr.	New Haven, Conn./Union College
33	Hunter Webb	6-2	210	LB	r-Fr.	Montoursville, Pa./Loyalsock Twp HS
26	Henry Westermann			K		
15	Donovan Williams	6-4	218	TE	Sr.	Dumfries, Va./C.D. Hylton
37	Kyle Williams	5-7	174	DB	r-Sr.	Hamden, Conn./Hamden Hall
99	Jeff Woods			DL	Fr.	Fayetteville, N.C./Trinity Christian
11	Jack Zergiotis	6-1	208	QB	Fr.	Montreal, Quebec/John Abbott College



2019 NUMERICAL ROSTER

2019 UCONN FOOTBALL

No.	Name	Ht.	Wt.	Pos.	Cl.	Hometown/Last School/High School/Prep School
1	Art Thompkins	5-8	180	RB	Gr.	Pittsburgh, Pa./Toledo/Woodland Hills HS
2	Myles Bell	6-0	165	DB	Fr.	Plantation, Fla./St. Thomas Aquinas
3	Garrison Burnett	5-10	179	WR	r-So	Washington, D.C./Maret School
4	Steven Krajewski	6-4	205	QB	r-Fr.	Moultrie, Ga./Colquitt County HS
5	Terrence Ganyi	6-2	197	LB	r-Fr.	Montreal, Quebec/Dalbe Viau
6	Eddie Hahn	6-3	214	LB	r-Jr.	Port Monmouth, N.J./Red Bank Catholic
7	Micah Leon	6-5	214	QB	r-So	Boynton Beach, Fla./Boca Raton
8	Jalon Ferrell	6-2	177	DB	r-Fr.	Miami, Fla./Miami Killian Senior HS
9	Cameron Ross	5-9	170	WR	Fr.	Newark, Del./St. John's College HS
10	Zavier Scott	6-1	205	RB	r-So.	Fort Hood, Texas/Vilseck HS (Germany)
11	Jack Zergiotis	6-1	208	QB	Fr.	Montreal, Quebec/John Abbott College
12	Mike Beaudry	6-5	250	QB	Gr.	Orlando, Fla./Hagerty HS
13	Messiah Turner	6-1	198	DB	So.	Tampa, Fla./Tampa Catholic HS
13	Miles Foerster	6-2	190	QB	Fr.	Amherst, Mass/St. Thomas More
14	Tahj Herring-Wilson	6-1	190	DB	r-Jr.	Hartford, Conn./Suffield Academy
15	Donovan Williams	6-4	218	TE	Sr.	Dumfries, Va./C.D. Hylton
16	Malik Banks	6-1	193	DB	r-Fr.	Hockessin, Del./Howard HS of Technology
17	Oneil Robinson II	6-2	177	DB	So.	Hartford, Conn./Capital Prep Magnet School
18	Abiola Olaniyan	6-1	186	DB	r-So.	Woodberry Forest, Va./Woodberry Forest
19	Quayvon Skanes	5-11	180	WR	r-Jr.	Chicago, Ill./Wendall Phillips Academy
20	Robert P. King III	6-0	182	DB	r-So.	Philadelphia, Pa./Father Judge
21	Jeremy Lucien	6-2	180	DB	So.	Moore Township, Pa./Choate Rosemary Hall
22	Eli Thomas	6-1	220	LB	r-Sr.	Elmira, N.Y./Lackawanna College
23	Juan Rosario			DB		
24	Keyshawn Paul	6-0	180	DB	So.	Miami, Fla./Miami Jackson HS
25	Tyler Coyle	6-1	205	DB	r-Jr.	Windsor, Conn./Windsor
26	Stanley Little	5-9		RB	r-Sr.	Waterbury, Conn./Kennedy HS
26	Henry Westermann			K		
27	Omar Fortt	6-1	190	LB	Jr.	Stamford, Conn./St. Luke's High School
28	Dante Black	5-10	200	RB	r-Fr.	Lilburn, Ga./Brookwood HS
29	Jordan Morrison	6-1	190	DB	r-Fr.	Hamilton, N.J./Steinert-Hamilton East HS
30	Donevin O'Reilly	5-9	191	RB	r-Sr.	Glastonbury, Conn./Glastonbury HS
31	Malik Dixon	6-0	183	DB	Fr.	Orlando, Fla./Wekiva HS
32	Shamel Lazarus	6-2	170	DB	r-Fr.	Jamaica, Queens, N.Y./Erasmus Hall
33	Hunter Webb	6-2	210	LB	r-Fr.	Montoursville, Pa./Loyalsock Twp HS
34	Kevin Mensah	5-9	196	RB	Jr.	Worcester, Mass./Shepherd Hill Regional High School
35	Dominico Moncion	5-9	196	RB	r-So	Storrs, Conn./Liberty Christian Academy
36	Khyon Gillespie	5-11	175	RB	r-Fr.	Hartford, Conn./Capital Prep Magnet School
36	Jaylen Jones			DB		
37	Kyle Williams	5-7	174	DB	r-Sr.	Hamden, Conn./Hamden Hall
38	Lavarey Banton	5-10	215	RB	r-Fr.	Hartford, Conn./Hartford Public HS
38	Winston Jules	5-11	156	DB	Fr.	Brooklyn, N.Y./Salisbury School
39	Ryan Carroll	6-1	180	DB	So.	Temple Hills, Md./Potomac HS
39	Hayden Jordan			WR		
40	Jayce Medlock	6-2	210	HB	Fr.	Desoto, Texas/Desoto HS
41	D.J. Morgan	6-2	224	LB	Gr.	Norwalk, Calif./Notre Dame/Saint John Bosco
42	T.J. Gardner	6-2	236	LB	r-So.	Windsor, Conn./Windsor
43	Jackson Mitchell	6-2	212	LB	Fr.	Ridgefield, Conn./Ridgefield HS
44	Ian Swenson	6-1	197	DB	r-So.	Wilmette, Ill./Loyola Academy
45	Ryan Gilmartin	5-11	225	LB	r-Jr.	Weddington, N.C./Charlotte Christian Academy

2019 NUMERICAL ROSTER

2019 UCONN FOOTBALL



No.	Name	Ht.	Wt.	Pos.	Cl.	Hometown/Last School/High School/Prep School
46	AJ Garson	6-7	213	DL	r-Jr.	Palm Beach Gardens, Fla./Oxbridge Academy
47	Ventine Richardson			TE	So.	Bloomfield, Conn./Bloomfield HS
47	Justin Bryant	5-11	231	LB	r-Fr.	Bridgewater, N.J./Bridgewater-Raritan HS
48	Kevon Jones	6-2	250	LB	So.	East Hartford, Conn./East Hartford HS
49	Clayton Harris	6-0	170	K	r-Fr.	Havre de Grace HS
50	Dylan Niedrowski	6-4	280	OL	r-Fr.	Reading, Pa./Exeter Township HS
51	Peter Rooney Jr.	6-5	282	OL	r-Fr.	Atlanta, Ga./The Westminster Schools
52	Caleb Thomas	6-0	280	DL	r-So.	Mansfield, Texas/Mansfield
53	Brian Keating	6-0	220	LS	Jr.	Darien, Conn./Darien
54	Robert Holmes	6-3	316	OL	r-So.	West Palm Beach, Fla./Oxbridge Academy
55	Stanley Hubbard III	6-3	292	OL	r-So.	Chevy Chase, D.C./St. John's College
56	Nino Leone	6-6	310	OL	r-Jr.	Middleton, Mass./Pingree School
57	Travis Jones	6-4	350	DL	So.	New Haven, Conn./Wilbur Cross HS
58	Dillon Harris	6-0	231	LB	Jr.	Bloomfield, Conn./Lackawanna College/Cheshire Academy
59	Andrew Migliaccio	6-3	275	DL	r-Jr.	Granby, Conn./Granby Memorial
60	Ben Bonvicini	6-1	314	OL	r-Sr.	Torrington, Conn./Torrington
61	Douglas Wardlaw	6-3	295	OL	So.	New Haven, Conn./Union College
62	Noel Ofori-Nyadu	6-2	285	OL	r-Fr.	Arlington, Texas/Timberview
64	Christian Haynes	6-4	295	OL	r-Fr.	Bowie, Md./Bowie HS
65	Matt Peart	6-5	300	OL	r-Sr.	Bronx, N.Y./Governor's Academy (Mass.)
66	Jeffrey Sidebotham	6-2	215	LS	r-Jr.	Brookfield, Conn./Brookfield
68	Justin Moore	6-4	243	DL	Fr.	Carrollton, Texas/Trinity Christian
70	Cam DeGeorge	6-6	290	OL	r-So.	Lynnfield, Mass./Lynnfield
72	Rayonte Brown	6-6	252	OL	Fr.	Dundalk, Md./Dundalk HS
73	Brendan Casey	6-5	261	OL	r-Fr.	Fairfield, Conn./St. Luke's HS
74	Ryan Van Demark	6-7	282	OL	Jr.	Princeton, N.J./The Hun School
75	Chase Lundt	6-7	274	OL	Fr.	Arlington, Texas/Martin HS
79	Noel Brouse	6-4	277	OL	r-Jr.	Slatington, Pa./Parkland
80	Heron Maurisseau	5-10	168	WR	r-Fr.	Mastic Beach, N.Y./St. Anthony's HS
81	Brett Graham	6-3	200	P	r-Jr.	State College, Pa./State College Area
81	Jacob Flynn			WR		
82	Mason Donaldson	6-2	203	WR	r-Jr.	Allentown, Pa./Salisbury Township
83	Ardell Brown	5-10	180	WR	Gr.	Rochester, N.Y./Seton Hill University/Bishop Kearney
84	Elijah Jeffreys	6-4	190	WR	r-Fr.	Somerville, Mass./Somerville HS
85	Justin Morehead	6-0	176	WR	Jr.	New Haven, Conn./Notre Dame-West Haven HS
86	Kevens Clercius	6-3	193	WR	Fr.	Montreal, Quebec/Henri-Bourassa
87	Cameron Hairston	6-2	175	WR	r-So.	Lee's Summit, Mo./Lee's Summit North
88	Matt Drayton	6-1	185	WR	Fr.	Jacksonville, Fla./Raines HS
89	Jakai Gill			WR		
90	Tim O'Shea			TE		
91	Jay Rose	6-3	242	TE	Jr.	Southington, Conn./Southington
92	Noah Iden	6-2	205	K	r-Fr.	North Kingstown, R.I./North Kingstown HS
93	Pierce DeVaughn	6-4	230	DL	r-Fr.	Plano, Texas/Prestonwood Christian HS
95	Eric Watts	6-5	233	DL	Fr.	Sumter, S.C./Sumter HS
96	Dalmont Gourdine	6-3	248	DL	Fr.	Charleston, S.C./Garrett Academy
97	Jonathan Pace	6-5	260	DL	So.	Boston, Mass./St. Sebastian's School
98	Lwal Uguak	6-4	270	DL	So.	Edmonton, AB/Harry Ainlay HS
99	Luke Magliozzi	6-3	210	P	r-So.	Westmeadows, Australia/Essendon Keilor
99	Jeff Woods			DL	Fr.	Fayetteville, N.C./Trinity Christian



PLAYER PROFILES

2019 UCONN FOOTBALL



**Malik
BANKS**

r-Fr. | DB | Hockessin, Del.

16

2018: Played in two games and will be eligible for four years of eligibility beginning in 2019... Recorded first career tackles at ECU (11/17) by securing a pair of tackles... Saw action vs. Temple (11/24).

High School: 2015-2016 Division II state championship team. Played running back, wide receiver, defensive back and kick returner in high school. 2017 DIFCA All-State First Team performer. 2016 DIFCA All-State Second Team.

Personal: A history major.



**Mike
BEAUDRY**

Fr. | QB | Orlando, Fla.

12

Before UConn: Played at University of West Florida in Pensacola, Fla.... Was the first official signee in program history.

2018: Played in one game before being injured for remainder of the season.

2017 (R-Fr.): Led the Argos to the NCAA Division 2 National Championship game, going 10-4 as a starter (missed the Mississippi College game in concussion protocol)... Second Team All-America... Established school records for passing yards (3,215), passing TD (29) and wins as a starter (10)... 2017 GSC Offensive Freshman of the Year... Four-time GSC Offensive Freshman of the Week... Completed 55.1 pct. (266-of-483) of his passes for 229.6 yards per game... Completed at least 53 pct. of his passes in eight-consecutive games from game 7-14... Had at least 20 completions six times... Threw for a career-high 354 yards at home against Delta State (10/14) for his first-ever 300-yard game... A week later, he set the UWF single-game completion pct. mark at Shorter (10/21) with 75.8 pct. on 25-of-33 for 322 yards and a career-high 4 TDs... Completed 65.2 pct. (15-of-23) of his throws in the national semifinal win at Indiana-Pa. (12/9).

2016: Missed the season while rehabbing from the leg injury.

2015: Redshirted ... Injured his left fibula in spring 2016 practice and underwent surgery in July, 2016.

High School: Lettered three seasons under Phil Zigler at Hagerty HS in Oviedo, Fla.... All-Seminole County Athletic Conference selection, All-District honorable mention ... Team captain and offensive most valuable player as a senior ... 12.4 yards per completion.

Personal: Full name is Michael Beaudry ... Born in Saskatchewan, Canada ... Holds dual U.S. and Canadian citizenship ... Moved to Florida from Canada when he was 11 years old.



**Lavarey
BANTON**

r-Fr. | RB | Hartford, Conn.

38

High School: Played at Hartford Public High School and served as a captain... Played on both sides of the ball at running back and linebacker... In 2017, Banton rushed for 1359 yards on 228 carries with 15 touchdowns... Registered six 100-plus rushing games... Notched 146 total tackles, 8.0 tackles for loss and one sack.

Personal: A exploratory major.



**Myles
BELL**

Fr. | DB | Plantation, Fla.

2

High School: Played two seasons under Roger Harriot at St. Thomas Aquinas High School... Totaled 14 tackles in 12 career games with five passes defended.

PLAYER PROFILES



2019 UCONN FOOTBALL



Dante
BLACK
r-Fr. | RB | Lilburn, Ga. 28

High School: Played football at Brockwood High School in Snellville, Ga... Had 1,927 rushing yards, 2295 all-purpose yards and set school record with 36 touchdowns as a senior captain...Named First Team All-Region, All-State and All-Metro... Played

in three games during his senior season, amassing 384 yards on 70 carries.

Personal: An exploratory major.



Ardell
BROWN
Gr. | WR | Rochester, N.Y. 83

Before UConn: Played three seasons at Seton Hill University in Greensburg, Pennsylvania... Posted career-high in games played (11), receptions (81), receiving yards (1267) and touchdown receptions (nine)... Posted 159 catches, 20 touchdowns and 2425 yards in Seton Hill career.team... A mechanical engineering major.



Ben
BONVICINI
r-Sr. | OL | Torrington, Conn. 60

2018: Did not see game action

2017: Did not see game action.

2016 Season: Did not see game action

2015 Season: Redshirted

High School: Played two seasons under Galtan Rodriguez at Torrington High School...Led team as a captain his senior season and was named team MVP...Earned All-Division accolades his senior season...Lettered three seasons in baseball...Member of National Honor Society

Personal: Benjamin Charles Bonvicini...Brother, Matthew, plays on the UConn baseball team...A mechanical engineering.



Rayonte
BROWN
Fr. | OL | Dundalk, Md. 72

High School: Played football under head coach Matt Banta at Dundalk HS in Baltimore, Md.... First Team All-County... Lettered in basketball.



Noel
BROUSE
r-Jr. | OL | Slatington, Pa. 79

2018: Did not see game action

2017: Did not see game action.

2016 Season: Redshirted

High School: Named to the 2015 Pennsylvania Football Writers' Class 4A all-state team as an offensive lineman... first team All-Eastern Pennsylvania Conference South Division on both sides of the bowl... named to the Class 4A All-EasternPAFootball.com team on the offensive line...in senior year, Parkland had a 14-2 overall record and played in PIAA Class 4A state championship game...played in the Big 33 Classic on June 18 and had a pair of sacks for Pennsylvania as it beat Maryland 26-14... played in the Blue-Grey All-American Bowl Game in Tampa on Jan. 9...earned all-area honors as a junior as team posted an 11-3 record...also played basketball...National Honor Society member.

Personal: A sport management major.



Justin
BRYANT
r-Fr. | LB | Bridgewater, N.J. 47

High School: Attended Bridgewater-Raritan High School in Bridgewater, N.J... Played linebacker and running back... Helped lead team to three-straight New Jersey state championship games... Posted 100 tackles, four interceptions and two fumble recoveries...Also lettered in basketball...Maintained a 4.0 GPA throughout high school.

Personal: A finance major.



PLAYER PROFILES

2019 UCONN FOOTBALL



Garrison
BURNETT 3
r-So. | WR | Washington, D.C.

2018: Played in seven games... Hauled in first career catch for seven yards vs. Temple (11/24).

2017: Redshirted

High School: Played four seasons at The Maret School for head coach Mike Engelberg...2017 Second Team All-Metropolitan...2017 First Team All-State (DC)...2017 All-Conference performer...Led team to 2017 State Championship and earned MVP honors...Received First Team All-State (DC) and All-Conference accolades in 2016...Compiled 3,000 offensive yards (1010 passing, 1951 rushing, 15 receiving) and 35 touchdowns his junior season (2016). Senior season (2017) 1370 passing yards, 2218 rushing yards, 154 receiving yards and posted 49 touchdowns...Lettered three seasons in baseball.

Personal: Garrison Burnett...An exploratory major.



Brendan
CASEY 73
r-Fr. | OL | Fairfield, Conn.


2018: Did not see game action

High School: Attended St. Luke's High School in New Canaan, Conn...Played on both sides of the line at tackle and defensive tackle. Recorded 39 tackles and notched one sack during his senior season...2017 Fairchester Athletic Association Honorable Mention.

Personal: A pre-journalism major.

Kevens
CLERCIUS 86
Fr. | WR | Montreal, Quebec

High School: Played on the Junior National team in Canada... Won 2018 IFAF U19 World Championship with win against Mexico.



Tyler
COYLE 25
r-Jr. | DB | Windsor, Conn.

2018: Played in all 12 games, started 10... Led the Huskies and was fourth in The American with 107 total tackles... Recovered one fumble and had one tackle for loss... Registered four games with 10 plus tackles... Secured 10 tackles in season opener vs. UCF (8/30)... Posted 13 tackles at Boise State (9/8)... Career-high 14 tackles vs. Cincinnati (9/29)... Notched seven tackles, one tackle for loss and recovered a fumble at Tulsa (11/3)... Wrapped up 13 tackles at ECU (11/17).

2017: Played in all 12 games, started nine...Led the Huskies with two interceptions...Second on the team with seven passes defended and five pass breakups...67 tackles ranked third-best for Huskies...Career-high 12 tackles at UCF (Nov. 17)...Returned an interception vs. Temple (Oct. 14) 34 yards for a touchdown...First career interception came at Virginia (Sept. 16)...Recorded five tackles or more on eight occasions...Nabbed a fumble recovery at UCF (Nov. 11).

2016: Redshirted

High School: Named to the Walter Camp Football Foundation All-Connecticut team... First Team New Haven Register All-Star...named to the All-Hartford Courant team...caught 12 TD passes in senior year, including four in the postseason, as team posted a 10-1 record...team advanced to Class L semifinals...had 29 receptions for 741 yards as a senior in the regular season...as a junior, had 28 receptions for 700 yards and 11 TDs as team won Class L-Small state championship...in that title game, had two TD receptions and an 8-yard fumble return for a TD...played in the Connecticut Super 100 Game on June 25 at Rentschler Field as he caused a fumble for Team Constitution, which won the game...an outstanding track athlete, ran the second leg of the 4x200 relay that won the high school national championship as a senior in June 2016...won three events as a senior as Class MM outdoor championship - 100 meters, 200 meters and 4x100 relay... won Class L high jump championship in spring 2015 as a junior...was part of New England champion 4x100 relay team in 2015...also played basketball.

Personal: An economics major.



Ryan
CARROLL 39
So. | DB | Temple Hills, Md.

2018: Played in all 12 games and started eight in the UConn secondary... Registered 25 tackles, 0.5 tackles for loss and three pass break ups in first season at UConn... Recorded first

career tackled at Boise State (9/8)... Posted five tackles at USF (10/20)... Career-high six tackles and 0.5 tackle for loss vs. UMass (10/27)... Made two tackles and had two pass breakups vs. SMU (11/10).

High School: Played football and ran track at Potomac High School. Had 60 tackles, 3 INT's, one sack and one forced fumble in his career. First All-Conference and All-MET Honorable Mention.

Personal: A communication major.



Cam
DEGEORGE **70**

r-Jr. | OL | Lynfield, Mass.

2018: Started all 12 games at guard for the Huskies... Helped UConn produce a pair of 1000-yard rushers with quarterback David Pindell and Kevin Mensah accomplishing the feat... Offense ran for 322 yards at USF (10/20)... Rushed for season-high 365 yards vs. SMU (11/10)... Huskies posted five games with 400 plus yards of offense.

2017: Started in 11 of the 12 games he played...Helped the UConn offense record eight 400+ yard games...Huskies racked up a season-high 596 yards of offense at ECU (Sept. 24)...The 596 yards is the third-most in a game in UConn single-season history.

2016: Redshirted

High School: As a senior, was named Lineman of the Year and First Team All-Cape Ann League Baker Division...was a Boston Globe All-Scholastic pick...team qualified for Division 4 playoffs in senior year and finished with an 8-3 record...team won Cape Ann League Baker Division in 2015...a varsity starter since his freshman year, played in 2012 Eastern Mass Division 3A Super Bowl as a freshman...named first team All-Cape Ann League Baker Division as a junior, as team advanced to state semifinals.

Personal: A finance and real estate major.won Class L high jump championship in spring 2015 as a junior...was part of New England champion 4x100 relay team in 2015...also played basketball.



Pierce
DEVAUGHN **93**

r-So. | DL | Windsor, Conn.

2018: Played in three games and will be eligible for four years of eligibility beginning in 2019... Recorded first career tackle vs. Cincinnati (9/29).

High School: Played for head coach Chris Cunningham at Prestonwood Christian...Was named to All-State Second Team...First Team Academic All-State member... Helped team reach 2017 TAAPS 6A State Championship.

Personal: An exploratory major.



Malik
DIXON **31**

Fr. | DB | Orlando, Fla.

High School: Lettered in three sports at Wekiva HS in Orlando, Fla.... Football, basketball and track and field... National Honor Society.



Mason
DONALDSON **82**

r-Jr. | WR | Allentown, Pa.

2018: Played in all 12 games on special teams... Registered five tackles... Secured a pair of tackles vs. SMU (11/10).

2017: Played all 12 games, started two...Recorded 16 catches for 225 yards...Third on the team with three touchdown receptions...Career-day at ECU (Sept. 24) racking up six catches for 108 yards and two touchdowns...Nabbed five catches vs. Memphis (Oct. 6)...Caught a 12-yard touchdown pass at UCF (Nov. 11).

2016: Redshirted

High School: Played free safety for head coach Steve Smith at Miami Killian Senior High School. Lettered in track and field. Recorded 33 tackles, one interception and one kick return touchdown during his senior season.

Personal: A political science major.



Matt
DRAYTON **63**

Fr. | WR | Jacksonville, Fla.

High School: Lettered three seasons in football, basketball and track at William Raines HS in Jacksonville, Fla.... Captain of football team... Named to Super 24... Honor Roll student.



PLAYER PROFILES

2019 UCONN FOOTBALL




Jalon
FERRELL 8
r-Fr. | DB | Miami, Fla.

2018: Played in two games and will be eligible for four years of eligibility beginning in 2019.

High School: Played free safety for head coach Steve Smith at Miami Killian

Senior High School. Lettered in track and field. Recorded 33 tackles, one interception and one kick return touchdown during his senior season.

Personal: A sport management major.



Omar
FORTT 27
Jr. | LB | Stamford, Conn.

2018: Started 11 games for the Huskies... Third on the team with 76 tackles and led the team with two fumble recoveries... Notched 2.0 tackles for loss, one interception and two pass breakups... Recorded nine tackles vs. UCF (8/30)... Had three tackles, one tackle for loss and a fumble recovery at Syracuse (9/22)... Posted 10 tackles vs. Cincinnati (9/29)... Career-high 13 tackles at Memphis (10/6)... Had seven tackles and an interception at USF (10/20)... Secured four tackles and one fumble recovery vs. UMass (10/27)... Compiled nine tackles at Tulsa (11/3).

2017: Played in all 12 games and started four...Collected 40 tackles, two tackles for loss and two pass break ups...Recorded a career-high 12 tackles in season-finale at Cincinnati (Nov. 25) including one tackle for loss...Notched seven tackles vs. Missouri (Oct. 28)...Secured five tackles including first career tackle for loss (Sept. 30).

Personal: Played for Noel Thomas Sr., father of former Huskies wide receiver Noel Thomas, at St. Luke's HS. Brother Khairi played at Penn State and Cal before being drafted by the New Orleans Saints in the Fourth Round of the 2014 NFL Draft. Khairi is currently playing for the Washington Redskins. Junior season recorded 65 tackles, 6.0 tackles for loss, one sack, three forced fumbles and two interceptions.

Personal: An exploratory major.

Jacob
FLYNN 81
Fr. | WR | Southington, Conn.

High School: Helped lead Southington High School to the 2018 Class LL state playoffs with 44 catches for 816 yards and hauled in a team-high 11 touchdown receptions. His performance earned him 2018 All-Record Journal, All-CCC and All-State Class LL recognition.



Miles
FOERSTER 13
Fr. | QB | Amherst, Mass.



Terrence
GANYI 5
r-Fr. | LB | Montreal, Quebec.

2018: Played in two games and will be eligible for four years of eligibility beginning in 2019.



T.J.
GARDNER
r-So. | LB | Windsor, Conn. 42

2018: Played in all 12 games... Recorded six tackles during first season at UConn... First career tackle came against UCF (8/30)... Secured a tackle at Boise State (9/8) and vs. URI (9/15)... Posted a tackle at USF (10/20), vs. SMU (11/10) and at

ECU (11/17).

2017: Redshirted

Personal: Named 2016 Walter Camp Foundation First Team All-Connecticut member. 2016 First Team All-CHSCA. A pre-sport management major.



Khyon
GILLESPIE
r-Fr. | RB | Hartford, Conn. 36

2018: Played in first two games of the season before season-ending injury... Medical Redshirt... First career rush went for six yards vs. UCF (8/30).

High School: Two-time Class S All- State performer (2016 & 2017). Played on both sides of the ball in high school. In 37 career games, carried the ball 377 times for 3773 yards and 40 touchdowns. Averaged 10.0 yards per carry. Also hauled in 42 receptions for 759 yards and four touchdowns. On defense, secured 110 career tackles including three sacks, nine tackles for loss and nabbed two interceptions.

Personal: A pre-sport management major.



AJ
GARSON
r-Jr. | DL | Palm Beach Gardens, Fla. 46

2018: Played in all 12 games, started one... Totaled 15 tackles and 1.5 tackles for loss... Grabbed first career tackle vs. UCF (8/30)... Posted a pair of tackles at Boise State (9/8), at Syracuse (9/22) and

vs. Cincinnati (9/29)... Tied career-high with three tackles vs SMU (11/10) and at ECU (11/17).

2017: Saw action in one game this season.

2016: Redshirted

High School: Projected to play linebacker at UConn...named Second Team All-Area by the Palm Beach Post...in senior year, had four receptions at tight end for 58 yards and a pair of TDs... at linebacker made 57 tackles with two sacks...team went 9-3 as a senior and advanced to regional finals of Class 3A tournament...as a junior, had 38 tackles with three sacks and caught four passes for 52 yards and a TD.

Personal: A communication major.



Ryan
GILMARTIN
r-Jr. | LB | Weddington, N.C. 45

2018: Played in seven games... Totaled nine tackles and 1.5 tackles for loss... Posted a pair of tackles in back-to-back games at Syracuse (9/22) and vs. Cincinnati (9/29)... Had one tackle for loss

at ECU (11/17)

2017: Made one start at Cincinnati (Nov. 25) recording three tackles including one tackle for loss.

2016: Redshirted

High School: A starter in high school since his freshman year earned North Carolina Independent Schools Association All-State honors as a junior and senior...named First Team Charlotte Independent School Athletic Association honors as a senior and all-conference a total of three times...team won three-straight NCISAA Division I state championships from freshman to junior seasons...also won four-straight conference championships...had 388 career tackles, which is second in school history...also played lacrosse and was four-year starter...three-time all-conference pick.

Personal: An applied and resource economics major.

Jakai
GILL
Fr. | WR | Hartford, Conn. 89

High School: Played free safety for head coach Steve Smith at Miami Killian Senior High School. Lettered in track and field. Recorded 33 tackles, one interception and one kick return touchdown during his senior season.

Personal: A pre-sport management major.



PLAYER PROFILES

2019 UCONN FOOTBALL



Dalmont
GOURDINE ⁹⁶

Fr. | DL | Charleston, S.C.

High School: Lettered two seasons at Garrett Academy in Charleston, S.C under head coach Nicholas Hopp... Played on both the offensive and defensive lines... Posted 250 career tackles, 40 tackles for loss, 21 sacks and 13 forced

fumbles... Three-time All-Region... Two-Time All-State... Lettered two seasons in basketball... Three-time All-Region... All-State performer.



Brett
GRAHAM ⁸¹

r-Jr. | P | State College, Pa.

2018: Was the primary holder on field goal and extra point attempts for the Huskies... Played in 11 games.

2017: Started all 12 games at punter for the Huskies... Executed 63 punts for 2442 yards with a long of 61 yards... Had 38.8 yards per kick average, recorded 20 punts inside the 20 and booted seven punts more than 50 yards... Career-high nine punts for 243 yards at Fenway Park vs. Boston College (Nov. 1) including a career-long 61-yard punt in the contest.

2016: Redshirted

High School: Earned First Team All-Mid Penn Conference in senior year as a punter and tight end... also earned First Team All-Mid State as a tight end... averaged 34.0 yards per punt in senior year with a long of 46... team won conference division championship in senior year... in junior season, was first team all-conference as a punter and second team as a tight end... averaged 36.1 yards per punt as a junior with a long of 60... also had 75 career receptions as a tight end for 939 yards and six TDs... made 35 receptions for 370 yards as a senior... team advanced to PIAA AAA quarterfinals in junior and senior years... also played baseball.

Personal: A finance major.



Eddie
HAHN ⁶

r-Jr. | LB | Port Monmouth, N.J.

2018: Played in all 12 games, started 10... Totaled 59 tackles, 4.0 tackles for loss and one pass break up... Recorded six tackles vs. URI (9/15)... Posted career-high with 11 tackles at Syracuse (9/22)... Notched five tackles and one tackle for loss at Memphis (10/6)... Secured six tackles including 1.5 tackles for loss vs. UMass... Tied career-high with 11 tackles and 1.5 tackles for loss at Tulsa (11/3).

2017: Played in the first 10 games of the season... Registered 10 tackles with 1.5 tackles for loss... Recorded a career-high four tackles at ECU (Sept. 24)... Notched a pair of tackles at Virginia (Sept. 16) and vs. Missouri (Oct. 28).

2016: Redshirted

High School: Will play on defense at UConn after playing both quarterback and safety in high school. Learned All-Shore Conference Second team honors as a senior. Team reached the semi-finals of the Non-Public Group III playoffs. Was also an All-Class A Central selection made 26 tackles as a senior with 77 career tackles. Had two interceptions in both junior and senior year on offense at QB, had two games of over 300 yards of passing. Earned all-conference first team honors in junior year as a junior, team won the New Jersey State Interscholastic Athletic Association Non-Public Group III title. Threw for 234 yards and two TDs in state championship game. Had 32 tackles as a junior with 12 pass break-ups and a pair of interceptions as junior on offense as a junior, passed for 1,485 yards and 20 TDs while rushing for 531 yards and 12 TDs was team's punter also played basketball.

Personal: An economics major.



Cameron
HAIRSTON ⁸⁷

r-So. | WR | Lee's Summit, Mo.

2018: Played in seven games for the Huskies... Recorded a pair of catches at Memphis (10/6) for 14 yards.

2017: Redshirted

High School: Played in 20 games and combined for 104 catches for 1717 yards with 15 touchdowns last two seasons at Lee' Summit North.

Personal: An exploratory major.



Clayton
HARRIS 49
r-Fr. | K | Havre de Grace, Md.

2018: Played in two games and will be eligible for four years of eligibility beginning in 2019... Made a pair of PAT attempts at Memphis (10/6)... Drilled first career field goal, 38-yarder, at USF (10/20).

High School: Played for former UConn punter Desi Cullen at Havre de Grace high school...Tied single-game (four FG's) and single-season (13) Maryland state kicking records his junior season...Lettered in baseball

Personal: A pre-sport management major.



Tahj
HERRING-WILSON 14
r-Jr. | DB | Hartford, Conn.

2018: Played in 10 games, started nine... Totaled 29 tackles and led the team with five pass break ups... Secured three five tackles and a pass breakup at Boise State (9/8)... Posted seven tackles in back-to-back games vs. SMU (11/10) and at ECU (11/17).

2017: Played in eight contests, started two...Secured 17 total tackles including one tackle for loss...Recorded career-high eight tackles vs. Memphis (Oct. 6)...Made six tackles at SMU (Sept. 30)...First career tackle came at ECU (Sept. 24).

2016: Redshirted

High School: Was named First Team All-State by USA Today... made 28 tackles as a senior with two interceptions...team had a final record of 7-2 and played in the Wayne Sanborn New England Championship Bowl...was named to the NEPSAC Class A All-Stars as a junior...had four interceptions with 28 tackles as a junior...also played basketball and ran track...finished tied for second in 100 meters at Division II New England Prep Track Association as a senior in 11.14 seconds...was fourth in 200-meters and third in 4x100 relay.

Personal: An applied and resource economics major.

Dillon
HARRIS 58
Jr. | LB | Bloomfield, Conn.

At Lackawanna: Spent two years at Lackawanna College, playing in 15 games, accumulating 73 tackles and 8.5 sacks to go along with 17 tackles for loss and three interceptions. 13.5 of his TFL's and six of his sacks came during the 2018 season. All three of his interceptions came during 2018, one of which he returned for a touchdown.

High School: Went to Bloomfield HS before attending Cheshire Academy in 2017... Lettered in football, baseball and track... Recorded 164 tackles, 8.5 tackles and 20.0 tackles for loss during 2015 season... Added seven receptions for 118 yards and two touchdowns.



Robert
HOLMES 54
r-So. | OL | West Palm Beach, Fla

2018: Played in all 12 games on the offensive line... Helped UConn produce a pair of 1000-yard rushers with quarterback David Pindell and Kevin Mensah accomplishing the feat... Offense ran for 322 yards at USF (10/20)... Rushed for season-high 365 yards vs. SMU (11/10)... Huskies posted five games with 400 plus yards of offense.

2017: Redshirted

High School: 2016 First Team All-Area Member (Offensive Line-man)

Personal: A pre-sport management major.



Christian
HAYNES 64
r-Fr. | OL | Bowie, Md.

2018: Played in two games and will be eligible for four years of eligibility beginning in 2019.

High School: Lettered three seasons under Bowie High School head coach

Augustus Parrish...Started three seasons on the offensive line... Two-time captain and honored as the team MVP his senior season (2017)...Played in the Maryland Crab Bowl, an annual All-Star Game that showcases the best talent in the Mid-Atlantic region...2017 PGCPs Elite 22... Washington Post All-MET Second Team...First Team All-County and All-League...Pigskin Club Honoree. Lettered in wrestling for one season.

Personal: Undecided on a major.



PLAYER PROFILES

2019 UCONN FOOTBALL



Stanley
HUBBARD 55

r-So. | OL | Capitol Heights, Md.

2018: Played in five games on offensive line.

2017: Redshirted

High School: 2016 USA Today First Team All-USA D.C. (Offensive Lineman)

Personal: A pre-sport management major.



Noah
IDEN 92

r-Fr. | K | North Kingstown, R.I.

2018: Played in four games and will be eligible for four years of eligibility beginning in 2019... Totaled 20 kickoffs for 1175 yards and six touchbacks... Career-high nine kickoffs vs. URI (9/15) for 551 yards and

four touchbacks... Had six kickoffs for 323 yards and one touchback at USF (10/20).

High School: Lettered in football for two seasons at North Kingstown High School... Lettered in soccer... Career-long field goal in high school was 48 yards... Placekicker and punter in high school... During 2017 season, raised money for pediatric cancer as a part of Kick-It Champions Program with each field goal and extra point made.

Personal: Undecided on a major.



Elijah
JEFFREYS 84

r-Fr. | WR | Somerville, Mass.

2018: Did not see game action and will be eligible for four years of eligibility beginning in 2019.

High School: Two-sport star in football and track and fi eld. Played quarterback at Somerville High School. Competed in DII state championship track meet. NEC MVP, Boston Globe 2017 Scholastic.

Personal: A pre-sport management major.



Jaylen
JONES 36

Fr. | DB |

Kevon
JONES 48

So. | DL | East Hartford, Conn.

2018: Played in nine games, started five... Second on the team with 6.0 tackles for loss... Racked up 53 tackles and two sacks during freshmen season... Notched career-high nine tackles

in season opener vs. UCF (8/30)... Posted nine tackles at Boise State (9/8) including 1.5 tackles for loss... Registered first career sack vs. URI (9/15) in a seven tackle performance... Recorded six tackles and one sack vs. Cincinnati (9/29)... Tied career-high with nine tackles vs. UMass (10/27).

High School: 2017 CHSCA All-State performer. First Team Walter Camp All-Connecticut. Helped lead East Hartford to 2017 Connecticut state playoffs for first time in 30 years. Compiled 1380 rushing yards, 404 receiving yards and 21 total touchdowns in his high school career. Also accumulated 276 tackles, three sacks and three career interceptions on defense.

Personal: A pre-sport management major.



Travis
JONES 57

So. | DL | New Haven, Conn.

2018: Played in all 12 games, started 10... Totaled 55 tackles, 5.5 tackles for loss and 0.5 sacks... Secured seven tackles in first career game vs. UCF (8/30)... Recorded first career tackle for

loss at Syracuse (9/20)... Racked up seven tackles vs. UMass (10/27)... Career-night at ECU (11/17) with 10 tackles and 2.0 tackles for loss.

High School: 2017 CHSCA All-State First Team member. First Team Walter Camp All-Connecticut. 2016 Class LL All-State and All-SCC selection. Named to the Walter Camp All-Connecticut team. 2016 New Haven Register All-Area and All-State Helped Governors gain 2,992 total yards, including 1,548 rushing yards and 18 touchdowns. Also made 61 tackles and seven sacks during his senior season.

Personal: An exploratory major.



Hayden
JORDAN 39
Fr. | WR | Nartford, Conn.



Robert
KING III 20
r-So. | DB | Philadelphia, Pa.



Winston
JULES 38
Fr. | DB | Brooklyn, N.Y.

High School: Played four years under Christopher Phelps at Salisbury School in Salisbury, Conn.... Played wide receiver and cornerback in high school... Recorded 12 catches for 183 yards and one touchdown in eight games in 2018...

Racked up 31 tackles, 1.0 tackles for loss and one interception in 2018... Lettered two seasons in basketball... Honor roll student.

High School: Was named Boston Globe Lineman of the Year for New England PSAC Class C...played guard in high school...team went 7-3 in senior season...also played basketball.

Personal: A psychological sciences major.

2018: Played in six games in the UConn secondary... Totaled eight tackles and one fumble recovery... In first career game at USF (10/20) recorded a pair of tackles... Notched a pair of tackles at ECU (11/17) and vs. Temple (11/24).

2017: Redshirted

High School: Lettered two seasons for head coach Mike McKay at Father Judge...All-City and captain of team his senior season... Played quarterback and defensive back... His senior season (2016) threw for 1796 yards and 20 touchdowns...Also rushed for 539 yards and seven touchdowns...Also lettered in basketball and track.

Personal: Robert Percell King...A communication major.



Steve
KRAJEWSKI 4
r-Fr. | QB | Moultrie, Ga.

High School: Threw for 2962 yards and 30 touchdowns in his three-year high school career. Added 460 rushing yards and six TD's. Led team to state championship game his senior year in Georgia's largest classification. Team Captain. Team Offensive Player of the Year. Second Team All-Region.

Personal: An exploratory major.



Brian
KEATING 53
Jr. | LS | Darien, Conn.

2018: Played in all 12 games as the UConn long snapper... Helped punter Luke Magliozi set a UConn single-season record with a 42.94 yard average.

2017: Primary long snapper played in 11 games.

High School: Played at Darien High School and helped team go 37-1 during his three-year career...Played on the offensive line and at long snapper...Recorded nine career tackles and hauled in a 13-yard reception during his senior year.

Personal: An exploratory major.



Shamel
LAZARUS 32
r-Fr. | DB | Queens, N.Y.

2018: Played in three games with two starts and will be eligible for four years of eligibility beginning in 2019... Made six total tackles and two pass break ups... Made first career tackle at Syracuse (9/22) and had two pass break ups... Career-high four tackles vs. Cincinnati (9/29)... Secured one tackle at ECU (11/17).

High School: New York vs. New England All-Star 2017. Erasmus Hall finished the year 10-1 and lost in the PSAL City Championship game.

Personal: An exploratory major.



PLAYER PROFILES

2019 UCONN FOOTBALL

**Micah
LEON**

7

r-So. | QB | Boyton Beach, Fla.

At North Carolina State: Redshirted the 2017 season and did not see any game action in 2018.

High School: Quarterback for Boca Raton High School where he helped his team to an appearance in the 3A Florida State Championship game during his junior season. Passed for 1,085 yards with 11 touchdowns and rushed for an additional 555 yards and 11 scores during his senior campaign ... Starting QB for the Palm Beach County All-Star game, he also was the starter in the 2016 Senior All American Game in Dallas, Texas ... Invited to the Nike Opening Regional Elite Quarterback Camp ... Named the Marine Corps Player of the Game.



**Nino
LEONE**

56

r-Jr. | OL | Middleton, Mass.

2018: Started all 12 games at guard for the Huskies... Helped UConn produce a pair of 1000-yard rushers with quarterback David Pindell and Kevin Mensah accomplishing the feat... Offense ran for 322 yards at USF (10/20)... Rushed for season-high 365 yards vs. SMU (11/10)...

Huskies posted five games with 400 plus yards of offense.

2017: Played in six games during the 2017 season.

2016: Redshirted

High School: Was named Boston Globe Lineman of the Year for New England PSAC Class C...played guard in high school...team went 7-3 in senior season...also played basketball.

Personal: A psychological sciences major.

**Stanley
LITTLE**

26

r-Sr. | RB | Waterbury, Conn.

High School: Played two years under Chris Sarlo at Kennedy High School...Captain and All-City performer his senior year... Racked up 1031 yards and scored 14 touchdowns...Also letter in Track and Field...2015 State Champion in the 55 Meter Dash... All-City and All-State performer.



**Jeremy
LUCIEN**

21

So. | DB | Moore Township, Pa.

2018: Played in nine games, started four... Recorded 12 tackles and two pass break ups... Made two tackles in collegiate debut at Boise State (9/8)... Posted three-straight games with two

tackles from 9/29 – 11/3.

High School: First Team All-Conference. Player of the Year Honorable Mention... Recorded 45 tackles, 10 PBU's and two interceptions as a senior. Has a passion for building robotics and engineering. Participated in three-month immersion program in Spain during sophomore year of high school. Took five courses and lived with a family that only spoke Spanish. Dean's list student and headmaster's scholar.

Personal: A mechanical engineering major.



**Chase
LUNDT**

75

Fr. | OL | Arlington, Texas

High School: Played two seasons under head coach Bob Wager at Martin HS in Arlington, Texas... Team Captain... All-District tackle.



**Luke
MAGLIOZZI**

99

r-So. | P | Westmeadows, Australia

2018: Played all 12 games at punter... Set UConn single season record with an average of 42.94 yards per game... Totaled 63 punts for 2705 yards... Has had 12 punts of 50 plus yards and posted 19 kicks inside the 20... Had two punts for 79 yards in first college game vs. UCF (8/30)... Racked up nine punts for 432 yards at Boise State (9/8)... Career-high 10 punts for 452 yards at Syracuse (9/22)... Recorded career-high 59 yard punt vs. SMU (11/10).

2017: Redshirted

Before UConn: Participated with ProKick Australia, an organization that has trained kickers and punters to help transition to American Football... Completed on St. Albans U18 team in the Western Region Football League in 2012...Became an apprentice to learn trade of plumbing after high school.

Personal: An applied resource economics major



Heron
MAURISSEAU

80

r-Fr. | WR | Bellport, N.Y.

2018: Played in four games and will be eligible for four years of eligibility beginning in 2019... Made two catches vs. UCF (8/30) in collegiate debut... Hauled in a 74-yard touchdown catch vs. URI (9/15).

High School: In two seasons, recorded 43 receptions for 666 yards and nine touchdowns. Also competed in track and field in high school. Ranked #4 wide receiver in New York.

Personal: An exploratory major.



Andrew
MIGLIACCIO

59

r-Jr. | DL | Granby, Conn.

2018: Did not see game action

2017: Did not see game action.

2016: Redshirted

High School: Earned three varsity letters at Granby Memorial High School for head coach Rich Gadoury...Two-time All-Conference (2015, '16)...Named Lineman of the Year twice (2015, '16), All-Courant honorable mention...Aided team to 10-1 record his senior year...Racked up 82 tackles and 14.5 sacks during high school career...Lettered three seasons in Lacrosse...Led team to three NCCC titles (2014, '15, '16)...Earned honors all four years of high school and was a member of the Spanish Honor Society.

Personal: Andrew Louis Migliaccio...An economics major.

2017: Did not see game action.



Jayce
MEDLOCK

40

Fr. | HB | Desoto, Texas

High School: Lettered four seasons under head coach Brandon Harrison at DeSoto HS in DeSoto, Texas... Posted 71 catches for 822 yards and seven touchdowns.



Mitchell
JACKSON

43

Fr. | LB | Ridgefield, Conn.

High School: Played three seasons under head coach Kevin Callahan at Ridgefield HS in Ridgefield, Conn.... Walter Camp All-CT First Team member... First Team All-FCIAC... CHSCA All-State Top-25 Player... New Haven Register First Team (WR)... USA Today All-USA Connecticut Team... Senior Captain... Ridgefield HS Record for sacks in a season with 14.5 his senior season... During senior year accumulated 35 tackles, 14.5 sacks, two forced fumbles, two interceptions, five passes defended and four touchdowns... Junior year hauled in 80 receptions for 1124 yards, 14 TD's... Added 40 tackles, three sacks and three interceptions.



Dominico
MONCION

35

r-So. | RB | Storrs, Conn.

2018: Played in four games and will be eligible for four years of eligibility beginning in 2019.



Kevin
MENSAH

34

Jr. | RB | Worcester, Mass.

2018: Became the first running back since 2011 (Lyle McCombs) to eclipse the 1000-yard mark... Totaled 1045 yards on 225 carries and scored six touchdowns... Added 10 catches for 39 yards... Racked up 144 yards on 25 carries and scored two touchdowns vs. URI (9/15)... Rushed for 120 yards and two touchdowns on 19 carries... Posted 82 yards and a touchdown vs. UMass (10/27)... Career-high 187 yards on 28 carries and scored a touchdown vs. SMU (11/10).

2017: Played in 11 games and started the last four games...Led the Huskies with 126 carries and 561 yards rushing...Caught 14 passes out of the backfield for 103 yards...Scored four rushing touchdowns...In first career game at Virginia (Sept. 16), rushed six times for 49 yards capped by a 30-yard touchdown run...Posted 107 yards rushing on 16 attempts at ECU (Sept. 23)...Rushed for 64 yards and a touchdown vs. Missouri (Oct. 28)...Career-long 70-yard touchdown scamper vs. Boston College (Nov. 18) at Fenway Park led to career-high 115 rushing yards.

High School: Letter four seasons at Shepherd Hill Regional High School...Three-time T&G SuperTeam member...Twice named to ESPN Boston All-State team (RB)...2016 Suite Sports Show-time Award recipient...Rushed for 3,794 yards and compiled 5,299 all-purpose yards... Helped team reach Division 4 Championship in 2015...Ran track for four seasons...Two-time Indoor and Outdoor All-Star...2017 Mid-Wach A League Champion & District E Champion...2016 District E Champion... Ranked 14th in the nation for 60m Emerging Elites.

Personal: Kevin Mensah...An exploratory major.All-Star...Ranked 14th in the nation for 60m Emerging Elites.

Before UConn: Played football at E.O. Smith under Frank Rocco...Captain his senior season and was the Team's MVP...Nominated for the Titan Award...Two-time All-Conference performer...Lettered in Track and Field...Two-time captain and helped lead team to Championship his junior year.



PLAYER PROFILES

2019 UCONN FOOTBALL



Justin MOORE 68
Fr. | DL | Carrollton, Texas

High School: Played under Hall of Fame linebacker Mike Singletary and Don English at Trinity Christian Academy in Addison, Texas... All-District... All-State... All-Academic team member... Lettered four seasons in baseball... Led team to

2017 District Championship... Cum Laude Honor Roll... National Junior Honor Society.



Justin MOREHEAD 85
Jr. | WR | New Haven, Conn.

2018: Did not see game action.

2017: Did not see game action.

High School: Played both football and basketball at Notre Dame West Haven... Played wide receiver and defensive back... Scored touchdown in 2016 Green Bowl to punch ticket to Class L Playoffs... Hauled in a 26 yard touchdown vs. North Haven... Junior season featured 26 receptions for 364 yards and five touchdowns... SCC All-Academic Student-Athlete.

Personal: An exploratory major.

D.J. MORGAN 41
Gr. | LB | Norwalk, Calif.

2016-18 (at Notre Dame): Redshirted during the 2016 season and saw action in two games during the 2017 campaign at Notre Dame.

High School: Two-year starter at national powerhouse Saint John Bosco ... Led Saint John Bosco to a 13-1 record, consensus top-10 national ranking and the California Interscholastic Federation-State Open Division Championship in 2015 ... Helped Saint John Bosco to a No. 5 final national ranking by The Super 25 Expert Rankings compiled by USA TODAY Sports and No. 6 final national ranking by MaxPreps Xcellent 25 ... 2015 Orange County Register All-Trinity League Second Team ... Registered 49 tackles, 31 solo stops, four tackles for loss, two interceptions and three passes defended as a senior in 2015 ... Registered 112 tackles, 76 solo stops, three tackles for loss, one interception, three passes defended and two fumble recoveries as a junior in 2014.

Personal: An allied health sciences major.



Jordan MORRISON 29
r-Fr. | LB | Hamilton, N.J.

2018: Played in four games and will be eligible for four years of eligibility beginning in 2019... Collected 10 tackles, 0.5 tackles for loss and one fumble recovery... Recovered fumble vs. URI (9/15)... Career-high seven tackles at Syracuse (9/22)... Totaled three tackles vs. Cincinnati (9/29).

High School: Played all over the field in high school including running back, wide receiver, quarterback, defensive back and kick returner. Set school records in career touchdowns (41) and single season touchdowns (18). Received the Frank "Mammy" Piscopo Memorial Player of the Year Award. 2017 Times of Trenton Defensive Player of the Year. Two-time Times of Trenton All-Area team member. NJ.com All-State/Defense Second Team. Senior year rushed for 912 yards, recorded 520 passing yards, 19 total touchdowns on offense. Defensively, notched 55 tackles, six INT's and two sacks.

Personal: A pre-sport management major.



Dylan NIEDROWSKI 50
r-Fr. | OL | Reading, Pa.

2018: Did not see game action.

High School: Ranked No. 9 Penn Preps Offensive Tackle in 2017... First Team All-Berks as a tackle.

Personal: Undecided on a major



Noel OFORI-NYADU 62
r-Fr. | OL | Arlington, Texas

2018: Did not see game action.

High School: Two-time All-State Academics... Lettered two years in track and field... First team All-District and All-State in shot put and discus.

Personal: An allied health sciences major.




Abiola
OLANIYAN 18
r-So. | DB | Woodberry Forest, Va.

2018: Did not see game action.

2017: Redshirted

High School: Senior season (2016) at Woodberry Forest played in 10 games, recorded 29 tackles, two tackles for loss and 17 passes defended. His junior year (2015) played in 10 games registered 33 tackles, one forced fumble, one interception and 10 passes defended.

Personal: Abiola Olawale Olaniyan...An economics major.



Donevin
O'REILLY 30
r-Sr. | RB | Glastonbury, Conn.

2018: Missed the 2018 season with a torn ACL.

2017: Played in two games at running back and special teams...One rush for three yards vs. Boston College (Nov. 18).

Personal: A psychological sciences major.

Tim
O'SHEA 90
r-Fr. | TE | Southington, Conn.

Before UConn: Spent one season at Wagner University and redshirted. Went to Southington High School and was an All-CCC and All-Record Journal performer during senior season. He hauled in 49 catches for 609 yards and eight touchdowns his final year at Southington.



Jonathan
PACE 97
So. | DL | Boston, Mass.

2018: Played in all 12 games, started eight... Recorded 20 tackles and 1.0 tackles for loss... Made two tackles vs. UCF (8/30) in first career game... Racked up four tackles at Syracuse (9/22)... Recorded two tackles vs. Cincinnati (9/29)... Tied career-high with four tackles at ECU (11/17).

High School: 2017 ISL All-League Selection...Boston Globe 2017 All-Scholastic...Two-way starter (T/DT)

Personal: An exploratory major.

High School: Played at Lexington High School in Lexington, Mass...Played on both sides of the ball (G, DT)...Recorded 35 tackles and earned one fumble recovery during his senior season.

Personal: An exploratory major.



Keyshawn
PAUL 24
So. | DB | Miami, Fla.

2018: Played in 11 games, made two starts... Recorded one tackle in collegiate debut vs. UCF (8/30)... Posted two tackles vs. Syracuse (9/22)... Made two tackles vs. SMU (11/10).

High School: Matched up on the best receiver each game, recorded three INT's and 12 PBU's as a senior. Three-sport athlete at Jackson High School. Played basketball, football and track and field. Collected 55 tackles, three interceptions, five PBU's and seven tackles for loss during his senior season.

Personal: An exploratory major.



PLAYER PROFILES

2019 UCONN FOOTBALL



Matt
PEART

85

r-Sr. | OL | Kingston, Jamaica

2018: Started all 12 games at guard for the Huskies... Helped UConn produce a pair of 1000-yard rushers with quarterback David Pindell and Kevin Mensah accomplishing the feat... Offense ran for 322 yards at USF (10/20)... Rushed for season-high 365 yards vs. SMU (11/10)... Huskies posted five games

with 400 plus yards of offense.

2017: Started all 12 games on the offensive line...Helped the UConn offense record eight 400+ yard games...Huskies racked up a season-high 596 yards of offense at ECU (Sept. 24).

2016: Started in all 12 games...Helped the Huskies rush for 100 yards or more on six occasions...Offense rushed for 200 yards against Maine in season opener (Sept 1). Team passed for over 200 yards in seven games including a season-high 306 at USF (Oct. 15).

2015: Redshirted.

High School: Offensive tackle and defensive tackle at Governor's Academy in Byfield, Mass....helped his squad win four consecutive Independent School League titles...Governor's Academy reached the Wayne Sanborn Bowl for the NEPSAC title each of the last four years... team went 7-2 during his senior season...also a basketball team captain at Governor's Academy...did not play football until arriving at Governor's Academy.

Personal Profile: Matthew Peart...An allied health major with a concentration in occupational therapy.

Ventine
RICHARDSON

46

So. | TE | Bloomfield, Conn.

Before UConn: Started college career at American International College (AIC) in Springfield, Mass.. Played four years at Bloomfield High School. Helped lead team to 2015 State Championship en route to an undefeated season. He made All-CCC and All-Courant Honorable Mention in 2015. Also was CCC All-Academic team in 2015. Lettered in track and field and basketball.



Oneil
ROBINSON

17

So. | DB | Hartford, Conn.

2018: Played in 11 games, started seven... Totaled 64 tackles, 2.0 tackles for loss and led the Huskies with two interceptions... Recorded three tackles in collegiate debut at Boise State (9/8)... Nabbed first career interception vs. URI (9/15)... Registered nine tackles and career-high 2.0 tackles for loss at USF (10/20)... Career-high 15 tackles at Tulsa (11/3)... Racked up nine tackles at ECU (11/17)... Secured eight tackles and added an interception vs. Temple (11/24).

High School: Played wide receiver and defensive back in high school. Hauled in 118 receptions for 2405 yards and 22 touchdowns in his career. On defense, recorded 133 tackles and 13 interceptions. 2017 CHSCA Class S All-State performer.

Personal: An exploratory major.



Peter
ROONEY JR.

51

r-Fr. | OL | Atlanta, Ga.

2018: Did not see game action

High School: First Team All-Region. Two-time all-state his junior and senior seasons. Lettered all four years and finished his career as the winningest player in school history. Won the state championship his sophomore year, reached the state semifinals his freshman year and state quarterfinals in junior and senior season.

Personal: A history major. finished his career as the winningest player in school history. Won the state championship his sophomore year, reached the state semifinals his freshman year and state quarterfinals in junior and senior season.

Personal: A history major.

Juan
ROSARIO

23

Fr. | DB | Stamford, Conn.

Played at St. Luke's High School in New Canaan, Conn. He was a team captain as a senior, making 26 tackles and had five passes (deflected) on defense. He also ran for 151 yards and two touchdowns and one of his three receptions went for a touchdown.

PLAYER PROFILES



2019 UCONN FOOTBALL



Jay
ROSE 91
Jr. | TE | Southington, Conn.

2018: Played in 12 games, made one start... Played on special teams and at tight end... Hauled in first career catch for 17 yards at Memphis (10/6)... Made one tackle against SMU (11/10).

2017: Played in all 12 games on special teams...Recorded one tackle.

High School: Hartford Courant... Offensive Player of the Year... First Team... New Haven Register... All-Star...named to the Walter Camp Football Foundation All-Connecticut team and was a finalist for state player of the year...Connecticut High School Coaches Association All-State...All-Central Connecticut Conference Division I West...led team to Class LL state championships in sophomore and junior seasons...was a quarterback in junior and senior seasons of high school...as a senior, passed for 2,636 yards and 39 touchdowns as Southington advanced to Class LL semifinals...passed for 3,190 yards and 47 TDs as a junior...played tight end his first two seasons of high school...made 45 receptions for seven TDs as a sophomore in 2013.



Cameron
ROSS 9
Fr. | WR | Newark, Del.

High School: Played under head coach Joe Casamento at St. John's College High School in Washington D.C.... WCAC All-Conference Honorable Mention... Helped lead team to a 9-1 overall

record during his senior season.



Xavier
SCOTT 10
r-So. | RB | Fort Hood, Texas

2018: Played in 10 games, started two... Registered 210 yards on 34 carries... Recorded 33 catches for 228 yards and one touchdown... Snagged five receptions for 40 yards in first collegiate game vs. UCF (8/30)... Career-high seven catches for one touchdown at Syracuse (9/22)... Career-high 53 rushing yards on four carries vs. Cincinnati (9/29)... Tied career-high with seven catches vs. SMU (11/10). Redshirted in 2017

Before UConn: Spent two years at Vilseck High School in Germany...Ran 4.38 40-yard dash at workouts with Europe's top prospects workout.

Personal: A pre-sport management major.



Jeffrey
SIDEBOTHAM 66
r-Jr. | LS | Brookfield, Conn.

Did not see game action in 2017 and 2018. Redshirted in 2016.

High School: Played three seasons at Brookfield High School for head coach Rich Angarano...Three-time All-Conference Academic performer...Also played baseball for one season.

Personal: Jeffrey Sidebotham...A business management major.



Quayvon
SKANES 19
r-Jr. | WR | Chicago, Ill.

2018: Played in five games.

2017: Played in all 12 contests, started in five...Tied for the team lead with at least one reception in 11 games...Second on the team with 35 receptions...Added

335 receiving yards and one touchdown...Hauled in first career touchdown catch at Temple (Oct. 14)...Career-high six catches for 50 yards vs. Missouri (Oct. 28)...Three catches for career-high 52 yards vs. Tulsa (Oct. 21).Redshirted in 2016

High School: Named to the 2015 Chicago Tribune All-State team...team won Illinois Class 4A championship his senior year becoming the first Public League team to win a state championship...was named the Chicago Tribune/WGN Athlete of the Month for November 2015...played quarterback his senior year...rushed for 141 yards in state title game with four touchdowns...also passed for 44 yards and a TD...rushed for 1,458 yards in senior year with 36 touchdowns...also had 504 passing yards for 13 TDs...caught 41 passes as a junior for 981 yards and 12 touchdowns...team was 12-2 in junior year and advanced to 4A title game...also on track and field team and advanced to the final of the 100 meters in the Chicago Public Schools trials as senior...was second overall in 4x200 relay.

Personal: An economics major.



PLAYER PROFILES

2019 UCONN FOOTBALL



Ian
SWENSON

r-So. | LB | Wilmette, Ill.

44

2018: Played in all 12 games, started five... Compiled 41 tackles, 5.0 tackles for loss, 1.0 sack and one forced fumble... Made six tackles in season opener vs. UCF (8/30)... Forced a fumble and recorded three tackles at Syracuse (9/22)... Posted seven tackles vs. Cincinnati (9/29)... Registered seven tackles including a career-high 2.0 tackles for loss and 1.0 sack... Notched seven tackles vs. SMU (11/10).

2017: Redshirted

High School: Played for John Holecek at Loyola Academy. Recognized as a Blue-Grey All-American. First Team All-Area Pioneer Press and First Team All-Area North Shore Prep. Won 2015 8A State Championship. Finished runner-up in 2016 8A State Championship. Won 2014 Prep Bowl Championship. Lettered in Lacrosse.

Personal: Ian Cameron Swenson...An exploratory major.



Caleb
THOMAS

r-So. | DL | Mansfield, Texas

52


2018: Played in all 12 games, started the final 10... Recorded 20 tackles, 4.0 tackles for loss and 1.0 sack... Made first career tackle at Boise State (9/8)... Posted three tackles including 1.0

tackles for loss vs. UMass (10/27)... Secured first career sack and career-high 1.5 tackles for loss vs. SMU (11/10)... Career-high five tackles made at ECU (11/17)... Ended the season with four tackles vs. Temple (11/24).

2017: Redshirted

High School: 2016 First Team All-District (DT)

Personal: An exploratory major.



Eli
THOMAS

r-Sr. | LB | Elmira, N.Y.

22

2018: Played in five games, made one start... Suffered a stroke on Oct. 10 and missed remainder of the season... Made four tackles in UConn debut vs. UCF (8/30)... Career-high five tackles at Boise State (9/8)... First career sack came in a win vs. URI (9/15).

2017 Season: Rehabbed from ACL Injury.

Before UConn: Spent two years at Lackawanna College before joining the Huskies.

2015 (Freshman): Played in four games at linebacker...Recorded six tackles and one sack...Was a teammate of David Pindell.

High School: First Team All-State performer for the Elmira Express as a running back and on defense. Helped lead his high school to 2013 New York State Class AA Final Four. Also ran track at Elmira.

Personal: An applied and resource economics major.



Art
THOMPCKINS

Gr. | RB | Pittsburgh, Pa.

1

2018: Played in all 12 regular season games, starting the final three, and carried 98 times for 563 yards and six touchdowns. He also caught 15 passes for 139 yards.

2017: Appeared in all 14 games...629 rushing yards, third-most on the team, with two rushing TDs...16 receptions for 123 yards...Ran for 99 yards on 15 carries vs. Elon, including a 36-yard run...Had 85 yards on 12 carries vs. Tulsa...made his first career start against Eastern Michigan, running the ball 15 times for 94 yards and a touchdown...Had 36 rushing yards against CMU...Rushed for 52 yards against Akron...Two rushes for 29 yards in the win over NIU...114 rushing yards, including an 88-yard TD, against Bowling Green...30 yards in MAC Championship Game vs. Akron.

2016: Played in 12 games, rushing for 235 yards and three touchdowns on 29 carries...Averaged team-best 8.1 yards per rush... Caught three passes for 29 yards...Had 15 carries for 103 yards and a touchdown against Fresno State...Returned 12 kickoffs with a 16.8 average per return.

2015: Sat out season as a redshirt.

High School: Ranked as a three-star prospect by ESPN.com and 24/7Sports...Scored seven touchdowns as a senior...Also played defensive back, recording one interception and 39 tackles... Named first-team all-conference as a defensive back in his senior season...As a junior, he totaled nine touchdowns, 43 tackles and 1,000 all-purpose yards...Also named first-team all-conference as an all-purpose back...High school coach was George Novak.



Messiah
TURNER 13
So. | DB | Tampa, Fla.

2018: Played in nine games during first season... Made seven tackles... Career-high three tackles at Memphis (10/6)... Posted a pair of tackles at Tulsa (11/3).

High School: Lettered four years for head coach Mike Gregory at Tampa Catholic. Also lettered four years on his high school basketball team. Registered 24 tackles and two interceptions during his sophomore campaign. Posted 30 tackles and one interception his junior year. Garnered 54 tackles, four interceptions (one for a touchdown), five forced fumbles and two sacks during his final year at Tampa Catholic. Selected to the Hillsborough County All-Star Game and honored as an All-County Defensive Second Team.

Personal: A pre-sport management major.



Ryan
VAN DEMARK 74
Jr. | OL | Princeton, N.J.

2018: Started all 12 games at guard for the Huskies... Helped UConn produce a pair of 1000-yard rushers with quarterback David Pindell and Kevin Mensah accomplishing the feat... Offense ran for 322 yards at USF (10/20)... Rushed for season-high 365 yards vs. SMU (11/10)... Huskies posted five games with 400 plus yards of offense.

2017: Played in all 12 games with nine starts on the offensive line...Helped the UConn offense record eight 400+ yard games... Huskies racked up a season-high 596 yards of offense at ECU (Sept. 24).

High School: Played under head coach Tom Smith for one season at The Hun School of Princeton. Named First Team All-State Prep and First Team All-MAPL. Lettered in Volleyball. Was a First Team All-County performer. Member of the National Honor Society.

Personal: Ryan William Van Demark...An exploratory major.2018:



Douglas
WARDLAW 71
So. | OL | New Haven, Conn.

Did not see game action.

Prior to UConn: Spent one year at Union College.

High School: Wardlaw received 2016 NEPSAC Class C All-New England honors...He also was presented with the Hopkins School Dorrance Award.

Personal: An economics major.



Lwal
UGUAK 98
So. | DL | Edmonton, AB

2018: Played in all 12 games, started 10... Recorded first career tackle in win vs. URI (9/15)... Career-high four tackles vs. UMass (10/27) including first career tackle for loss... Made three tackles in back-to-back games at Tulsa (11/3) and vs. SMU (11/10).

High School: Helped lead Ainlay High School to a Provincial High School Tier 1 Championship. Helped hold the top ranked rushing attack to just 43 yards in the championship game. Recorded 22 tackles in the regular season including a Carr Conference leading 7.5 sacks. First Team All-Canadian.

Personal: A pre-sport management major.

Eric
WATTS 95
Fr. | DL | Sumter, S.C.

High School: Played for head coach Mark Barnes at Sumter High School in Sumter, S.C.... Led team to County and Region Championships... Offense-Defense All-American Bowl...Lettered in basketball.



PLAYER PROFILES

2019 UCONN FOOTBALL



Hunter
WEBB 33
r-Fr. | LB | Montoursville, Pa.

2018: Played in four games and will be eligible for four years of eligibility beginning in 2019... Made first career tackle vs. Cincinnati (9/29).

High School: Three-sport athlete in high school (football, baseball and basketball). Played running back, wide receiver and linebacker. Accumulated 797 career all purpose yards and scored 10 total touchdowns. On defense, racked up 395 total tackles, 15 sacks, two forced fumbles and four interceptions. Named to 2016 All-State, All-Conference and All-District teams. 2016 Williamsport Sun Gazette Linebacker of the Year. In 2017, set school single-season tackles record with 179. Three-time all-conference performer in baseball. Two-time all-conference performer in basketball and won 2016 Conference Defensive Player of the Year. 2017 PIA AAA All-State.

Personal: A communication major.



Kyle
WILLIAMS 37
r-Sr. | DB | Hamden, Conn.

2018: Played in two games... Made one tackle at ECU (11/17).

2017: Played in three games...Notched two tackles

2016: Did not see game action

High School: Lettered four years at Hamden Hall Country Day School under head coach Joe Linta... 2016 First Team All-Fairchester (WR)...2015 Second Team All-Fairchester (WR)...Two-time team captain (2015, '16)...Member of 1,000 yards receiving club...Set a school record with four interceptions in a single game.

Personal: Robert Kyle Williams...A human development and family studies major.

Jeff
WOODS 99
Fr. | DL | Fayetteville, N.C.

High School: Played at tackle and defensive end at Trinity Christian High School in Fayetteville, N.C.... Recorded 41 tackles, 7.0 sacks, three forced fumbles and one fumble recovery during his senior season... Led team to 9-1 overall record and 5-0 conference mark his senior year... All-State basketball player... FBU Mass Elite and Iron Eagle Award winner in basketball... On the Dean's List in high school.



Donovan
WILLIAMS 15
Sr. | TE | Dumfries, Va.

2018: Played in all 12 games on special teams for the Huskies... Made three tackles during the season and recorded a nine-yard reception vs. Cincinnati (9/29).

2017: Played in all 12 games at wide receiver and on special teams.

2016: Started the final three games of the season...Went 36-76 for 300 yards and passed for one touchdown...Rushed for 52 yards on 31 carries...Against Temple (Nov. 4) rushed for career-high 66 yards and passed for 69 yards on 12 completions...Threw for career-high 127 yards at Boston College (Nov. 19).

High School: As a senior, passed for 1,343 yards and 18 TDs while rushing for 785 yards and nine TDs...team was 9-3 in senior season and advanced to second round of state playoffs...was named First Team 6A Conference in senior year...as a junior, passed for 1,017 yards and five TDs while rushing for 718 yards and 18 TDs...in junior year, was named all-conference second team.

Personal: A communication major.



Jack
ZERGIOTIS 11
Fr. | QB | Montreal, Quebec

High School: Played at John Abbott College in Sainte-Anne-de-Bellevue, Quebec... In 2018, passed for 2390 yards and 24 touchdown passes on 151 completions, ranking first in the league in yards and touchdown passes...Racked up 2030 passing yards on 113 completions and tossed 21 touchdown passes in 2017... Logged 1333 passing yards, 11 touchdown passes and 102 completions in 2015.

PLAYER PROFILES

2019 UCONN FOOTBALL





COACHING STAFF



HEAD COACH RANDY EDSALL

2019 UCONN FOOTBALL



Randy Edsall enters the third season of his second stint as the UConn head football coach after being with the program for 12 seasons from 1999-2010. He led the program from Division I-AA status in 1999 to an appearance in the Bowl Championship Series and the Tostitos Fiesta Bowl following the 2010 season.

Coach Edsall returns to UConn from the NFL's Detroit Lions where he was

Director of Research -- Special Projects. Prior to that he served as head football coach of the University of Maryland from 2011-2015.

Edsall was named the 27th Head Football Coach at the University of Connecticut on December 21, 1998.

During his first term in Storrs, the program blossomed from a major college football newcomer to a team that made five bowl appearances in seven years and four consecutive. He has recorded the most wins in program history (78) and coached in the most games (168). In addition to being the winningest coach in school history, Edsall's coaching record in the school's first nine

FBS seasons (2002-2010) was 65-46. He enters the 2019 season with an overall record of 100-124.

Despite starting the 2010 season with an 0-2 conference mark and 3-4 overall, the Huskies rebounded and finished the year with five consecutive Big East wins to earn the league championship and a spot in a BCS bowl game. UConn's trip from the FCS (former Division I-AA) to the BCS in 11 seasons was the most rapid in the history of the series. For his efforts and those of the team, he was named the 2010 Big East Coach of the Year.

UConn's trip to the 2011 Tostitos Fiesta Bowl marked the fourth consecutive bowl trip for the Huskies and the fifth since 2004. The Huskies defeated South Carolina in the 2010 PapaJohns.com Bowl by a 20-7 score. Edsall guided the Huskies to a 38-20 win over Buffalo in the 2009 International Bowl, led the team to a victory in the 2004 Motor City Bowl (39-10 over Toledo) and an appearance in the 2007 Meineke Car Care Bowl.

UConn joined the Big East Conference in 2004, finishing just one-win shy of tying for the conference championship. The Huskies went 8-4 in their debut season in the conference and defeated Toledo in the Motor City Bowl to cap a historic season.

The Huskies led the conference in total defense each of their first two years in the league and again in 2008. During their debut season in 2004, UConn led the Big East in both total offense and total defense. During this span, UConn finished in the national top 20 for total offense (2003, 2004) and total defense (2002, 2005, 2008). The Huskies finished an impressive sixth in the country in total defense in 2008.

In addition to the great success on the field, UConn performed admirably in the classroom under Edsall. UConn was recognized by the American Football Coaches Association for its high graduation rate six times, most recently in 2017, during Edsall's career.

In the October 2009 release of the NCAA Graduation Success Rate, UConn had the highest mark of any Big East team. That season also saw the team post a 951 in the NCAA's Academic Progress Rate (APR), which placed the Huskies in the top 30 percent in the country. In 2008, UConn had the highest GSR for African-American student-athletes among all state universities that participated in a bowl game following the 2008 season.

In 2007, UConn was one of just six schools to play in a bowl game and also post a GSR over 80-percent for both its Caucasian and African-American student-athletes.

In 2003, UConn was the only public I-A school to graduate at least 90 percent of its football players and in 2005, UConn was one of only eight schools to both graduate 70 percent and win a bowl game.

RANDY EDSALL Year-By-Year Coaching Record

Year	Overall	Conf.	Standing	Bowl
<i>UConn (Atlantic 10 Conference) (1999)</i>				
1999	4-7	3-5	T6th	
<i>UConn (NCAA Division I-A Independent) (2000-2003)</i>				
2000	3-8			
2001	2-9			
2002	6-6			
2003	9-3			
<i>UConn (Big East Conference) (2004-2010)</i>				
2004	8-4	3-3	T5th	W Motor City
2005	5-6	2-5	T6th	
2006	4-8	1-6	T7th	
2007	9-4	5-2	T1st	L Meineke Car Care
2008	8-5	3-4	5th	W International
2009	8-5	3-4	T4th	W PapaJohns.com
2010	8-5	5-2	T1st	L Fiesta
<i>Maryland (Atlantic Coast Conference) (2011-2013)</i>				
2011	2-10	1-7	6th (Atlantic)	
2012	4-8	2-6	5th (Atlantic)	
2013	7-6	3-5	5th (Atlantic)	L Military
<i>Maryland (Big Ten Conference) (2014-2015)</i>				
2014	7-6	4-4	3rd (East)	L Foster Farms
2015	2-4	0-2	7th (East)	
Maryland Overall (Five Seasons): 22-34, 10-24 in conference				
<i>UConn (American Athletic Conference) (2017-present)</i>				
2017	3-9	2-6	T4th (East)	
2018	1-11	0-8	6th	

UConn Overall (14 seasons): 78-90, 24-40 in conference

Randy Edsall Career Overall (19 seasons): 100-121



After winning the last four games of the 2002 season, including a benchmark victory against Iowa State in the regular-season finale, UConn moved into Rentschler Field and enjoyed the nation's largest attendance increase during the 2003 season.

The 2007 season witnessed a new level of excitement in Storrs as the Huskies earned their first ever national rankings, peaking at No. 13 in the BCS standings on Nov. 5. UConn became just the second Big East team to ever go 7-0 at home and defeated three teams there which were ranked in the Top 10 at some point during the season. The Big East Champion Huskies finished that season at 9-4 with a berth in the Meineke Car Care Bowl, earning Edsall New England Division I Coach of the Year accolades.

Edsall brought 19 years of previous coaching experience to the Husky program, including 15 seasons on the collegiate level and three in the NFL. Edsall joined the Huskies after completing the 1998 season as the defensive coordinator at Georgia Tech, where he helped the 14th-ranked Yellow Jackets complete a 9-2 campaign.

Prior to joining the staff at Georgia Tech, Edsall spent three seasons as the secondary coach for the Jacksonville Jaguars of the National Football League. In his three seasons on Tom Coughlin's staff, Edsall was a part of one of the most successful expansion franchises in the history of the NFL. The Jaguars reached the playoffs in 1996 and 1997, including a berth in the AFC Championship Game in 1996.

Edsall began his coaching career in 1980 at his alma mater, Syracuse University. A former quarterback for the Orangemen,

Edsall started as a graduate assistant from 1980-1982. In 1983, coach Dick MacPherson named Edsall running backs coach. He coached the running backs for three seasons at Syracuse (1983-84 and 1986) and coached the tight ends in 1985 before making the switch to the defensive side of the ball. He coached the Syracuse defensive backs from 1987-1990 and during that period the Orangemen were ranked amongst the National Division I-A leaders in pass defense.

Edsall was a three-year letterwinner in football, basketball and baseball at Susquehannock High School in Glen Rock, Pa. He was an all-state selection in all three sports in his senior season and has been inducted into the York Area Sports Hall of Fame. He then went on to Syracuse, where he was a member of the football team and earned one varsity letter as a quarterback for the Orangemen. He was a member of the Syracuse squad that captured the 1979 Independence Bowl title under head coach Frank Maloney.

Edsall is a native of Glen Rock, Penn., and earned a bachelor's degree in physical education from Syracuse in 1980 and added a master's degree in health and physical education in 1982 from Syracuse.

He and his wife, Eileen, a former basketball and volleyball letterwinner at Syracuse, have a daughter, Alexi and a son, Corey.





Offensive Coordinator/Offensive Line

Frank Giufre begins his second season as the offensive line coach for the UConn football team and was promoted to offensive coordinator on February 8, 2019.

In 2018, Giufre established continuity on the offensive line with the same five starters (Peart, Leone, Crozier, DeGeorge & Van Demark) in all 12 games for UConn. Giufre's line was instrumental in producing a pair of 1,000-yard rushers for the first time since 2009.

Giufre spent the last six seasons as the offensive quality control coach for the Indianapolis Colts. As part of his duties as the offensive quality control coach he served as the assistant tight ends coach during the 2012 season and as the assistant offensive line coach from 2013-17.

In total, Giufre has 17 years of coaching experience, including 11 seasons in college football.

In 2016, Giufre assisted with the development of the offensive line, one of the youngest position groups on the team. The Colts utilized seven different starting offensive line combinations and led the NFL with 34 rookie starts. Indianapolis was the only team in the league to start four different rookies along the offensive line. The unit paved the way for running back Frank Gore to rush for 1,025 yards and become the first Colt to eclipse 1,000 yards rushing since Joseph Addai in 2007.

"I'm excited to back in the Northeast and thrilled to be a part of Coach Edsall's program at UConn," Giufre said. "I have worked with (defensive line coach) Dennis Dottin-Carter and (director of player personnel) Michael Zyskowski during my time at Maine and have a great relationship with those guys. I can't wait to coach with them and everyone else on staff in Storrs! It is an honor and a privilege to be on Coach Edsall's staff and I am grateful for the opportunity."

In 2014, Giufre assisted an offense that set franchise single-season records in net yards (6,506) and net passing yards (4,894), while recording its second-highest point total (458) for a season. The team finished the regular season ranked first in the NFL in passing yards, third in net yards, fourth in time of possession and sixth in points scored.

In 2013, Giufre helped coach an offense that averaged 341.8 yards per game, including 232.8 passing and 108.9 rushing. The Colts 1,743 total rushing yards were the most for the team since the 2006 campaign. Indianapolis set franchise records for the fewest turnovers (14) and fumbles lost (four) and became the first team in the NFL to finish a season with the least amount of turnovers and penalties since the 2002 Kansas City Chiefs.

In 2012, Giufre assisted with a Colts offensive unit that averaged 362.4 net yards per game. Indianapolis also rushed for 104.4 yards per game, which is the most for the team since the 2007 campaign. Giufre coached a rookie class that generated 3,108 total offensive yards, which is the most by a team's rookie class since the 1970 NFL merger.

Prior to joining the Colts, Giufre spent five seasons as the run game coordinator, offensive line coach and tight ends coach at the University of Maine (2007-2011).

While at Maine, Giufre coached five offensive linemen who earned All-Colonial Athletic Association honors. In each of his first three seasons, the offensive line ranked in the top 18 nationally in fewest sacks allowed. Maine also finished in the CAA top four in rushing in each of Giufre's first two seasons, including paving the way for running back Jhamal Fluellen to rush for 1,052 yards in 2007.

Prior to coaching at Maine, Giufre spent the previous three seasons as the offensive line coach at Sacred Heart University (2004-06). In 2004, Sacred Heart led the Northeast Conference in fewest quarterback sacks allowed with 13.0. Giufre's offensive line cleared the way for running back Ed Pricolo to earn NCAA FCS All-America honors in 2004 and 2005.

Giufre started his collegiate coaching career as a graduate assistant at the University of Miami (Fla.) (2001-03), working with the offensive and defensive lines and the tight ends. During his time with Miami, the Hurricanes won the 2001 National Championship with a 37-14 victory over Nebraska in the Rose Bowl and defeated Florida State in the 2004 Orange Bowl.

Giufre started his coaching career at Christian Brothers Academy High School in Syracuse, N.Y., where he coached the offensive line during the 2000 season.

Giufre was a two-year letter winner as a guard and center at Syracuse University. He made five bowl appearances with the Orange, suiting up for the Music City Bowl, Orange Bowl, Fiesta Bowl, Liberty Bowl and Gator Bowl. He earned his bachelor's degree in health and exercise science.



Defensive Coordinator



Lou Spanos, a 24-year coaching veteran with experience in the NFL and college, has been hired as the defensive coordinator for the UConn football team as announced by head coach Randy Edsall on Wednesday. Spanos served as the defensive coordinator at UCLA from 2012-13.

"Lou was exactly what I was looking for when I started the search for a new defensive coordinator," Edsall said. "I wanted someone who had NFL and college experience, someone who has coordinated a defense previously with success and someone who knows how to develop players and will be aggressive with the scheme that we will be running."

"When you look at who Lou worked for and with throughout his career, it is very impressive. Talking with the coaches that Lou has worked for and with during his career, it was very apparent to me that we were able to attract an outstanding coach, person and recruiter to our staff and someone that will relate very well with our student athletes and take us to where we want to go defensively."

Most recently, Spanos spent the 2018 season on staff for the Alabama Crimson Tide as an analyst after serving as the linebackers coach for the Tennessee Titans from 2014-18. During his time with the Titans, Spanos oversaw a linebacker unit that posted the second-highest number of sacks in the NFL over the 2016 and 2017 seasons and a Titan linebacker led the squad in tackles in each of his seasons in Nashville.

"I am looking forward to the opportunity to join Coach Edsall's staff at UConn," Spanos said. "I can't wait to get up to Storrs and meet the student-athletes on the team and hit the recruiting trail."

During Spanos' final year on head coach Mike Mularkey's staff, the Titans posted their second-straight winning season and defeated the Kansas City Chiefs in the Wild Card Round of the 2017 playoffs.

Outside linebacker Brian Orakpo earned a spot in the Pro Bowl following the 2016 season and he also earned the honor following the 2010 season during Spanos' stint as the linebackers coach with the Washington Redskins. Outside linebacker Derrick Morgan had one of the finest seasons of his career while working with Spanos in 2016 as the nine-year NFL veteran posted a team-high 56 quarterback pressures and career-high 9.0 sacks in 2016. The 9.0 sacks tied him for ninth highest in the AFC.

Prior to his time with the Titans, Spanos was the defensive coordinator on head coach Jim Mora's staff at UCLA during the 2012 and 2013 seasons. In 2013, the Bruins allowed 23.2 points per game while UCLA totaled 79 sacks and 58 forced turnovers over Spanos' two seasons. Linebacker Eric Kendricks led the Pac-12 Conference and ranked 11th in the nation in tackle average (10.64 per game) in 2013 and his total of 150 tackles was the most by a Bruin since 1978. Additionally Myles Jack, who now plays for the Jacksonville Jaguars, was honored as a Freshman All-American and as the Pac-12 Defensive Freshman of the Year following the 2013 season.

The Bruins finished the 2013 season ranked 17th nationally and defeated Virginia Tech, 42-12, in the Sun Bowl on New Year's Eve.

In 2012, Spanos' first Bruin defense ranked among the nation's best in sacks and was headlined by All-America linebacker Anthony Barr (13.5 sacks / 21.5 tackles for loss) and defensive end Datone Jones (6.5 sacks / 19.0 tackles for loss). Jones went on to be selected in the first round of the 2013 NFL Draft. The team finished the season eighth in the nation in sacks, while Barr also ranked eighth in the country in sack average and second in total sacks.

The 2012 squad finished 9-5 overall and won the Pac-12 South Division. The Bruins dropped a 27-24 decision to No. 8 Stanford in the league championship game and competed in the Holiday Bowl.

In the 2010-11 seasons, Spanos served as the linebackers coach of the Washington Redskins. London Fletcher, who played in the 2011 Pro Bowl, led the NFL in tackles with 166 in 2011 and was added to the 2012 Pro Bowl. The previous 15 seasons, Spanos was a defensive assistant with the Steelers. While in Pittsburgh, he worked closely with the linebackers and the secondary.

Spanos was one of only three assistants on staff to be with the team for its Super Bowl XXX (lost to Dallas), Super Bowl XL (win over Seattle) and Super Bowl XLIII (win over Arizona) appearances. During his 15 seasons working with the Steelers, the defense ranked among the top 10 in the NFL 13 times, including four No. 1 rankings.

Pittsburgh managed to win at least 10 games in 10 of those seasons. Spanos coached nine different Steeler linebackers who combined for 19 Pro Bowl appearances - Kevin Greene (2), Greg Lloyd (2), Chad Brown (1), Levon Kirkland (2), Jason Gildon (3), Kendrell Bell (1), Joey Porter (3), James Farrior (2) and James Harrison (3). Additionally, Harrison earned the Associated Press NFL Defensive Player of the Year Award in 2008, while Bell was the Associated Press Defensive Rookie of the Year in 2001. Spanos originally joined the Steelers in 1994 as an intern in the scouting department before being promoted to a defensive assistant after one season.

A 1994 graduate of Tulsa, Spanos was a four-year letterman at center. The 1989 and 1991 Golden Hurricane squads played in bowl games. In 1991, Tulsa beat San Diego State in the Freedom Bowl to finish 10-2 on the year and was ranked 21st on the final Associated Press poll. After his playing career ended (1989-92), Spanos remained at Tulsa as a student assistant working with the linebackers.

Spanos and his wife, Timme, have two sons, Zachary and Caleb and one daughter, Gabriella.



Special Teams Coordinator



Eddie Allen begins his second season as the special teams coordinator for the Huskies.

In his first season at UConn in 2018, punter Luke Maglioizzi set UConn single-season record with an average of 42.94 yards per game. Maglioizzi had 12 punts of over 50 yards and pinned 19 kicks inside the 20.

Allen joined Edsall's coaching staff after serving as the special teams coordinator for the University of Delaware since 2014.

"Eddie's aggressive approach to special teams was exactly what I was looking for in our special teams coordinator," Edsall said. "His teams have shown the ability to block kicks and be very fundamentally sound in the core four units involving special teams. He has delivered very good results as a special teams coordinator in all the places he has worked."

2017 saw Delaware tie for the top spot in the Colonial Athletic Association with a net punting average of 38.8 yards.

In 2016, Delaware ranked No. 4 in the CAA in kickoff returns (21.5 yards per return) and kickoff coverage (39.1 net average), was No. 6 in net punting (37.0), and did not have a punt blocked while blocking four kicks on the season.

During his time with the Blue Hens, Allen coached two-time All-CAA punter Eric Enderson, who earned third team All-America status during the 2014 season. Additionally, Allen coached punter Nick Pritchard to a spot on the All-CAA Third Team during the 2017 season.

"I am extremely excited to join Coach Edsall's staff," Allen said. "Being from the Northeast, I have followed the program closely through the years and I am looking forward to getting around our players and doing my part in the future of success of the program."

During his first two seasons at Delaware, Allen was also responsible for coaching the tight ends and helped develop All-American Nick Boyle at that position. Boyle was selected by the Baltimore Ravens in the fifth round of the 2015 NFL Draft.

Allen enjoyed great success during a six-year stint at the University of Rhode Island from 2008-13. During his tenure as a member of former head coach Joe Trainer's staff, he helped the Rams lead the CAA in fewest blocked kicks allowed and ranked No. 2 in kickoff return average (22.3) during the 2013 campaign. Rhode Island also ranked No. 3 in the CAA in kickoff returns (20.9) and allowed the second fewest return yards in the league during the 2012 season.

In 2011, Rhode Island averaged 21.5 yards per kick return while allowing an average of just 18.9 yards per return. In 2010, under the direction of Allen, URI ranked in the CAA's top five in four special teams categories and held the league's top kickoff return average (23.8).

Among the highlights was a blocked punt that was returned for the game-winning score over 2009 defending champion Villanova. In 2009, Rhode Island punter Tim Edger led the CAA in punting with a 41.5-yard average, and in 2008, the Rams blocked nine kicks on the season.

Prior to arriving at Rhode Island, Allen spent three seasons as a member of Greg Schiano's coaching staff at Rutgers. He joined the Scarlet Knights' football program in 2005 as a player development assistant and worked as a graduate assistant in 2007.

Allen began his collegiate coaching career as the offensive graduate assistant and video coordinator at Hofstra University in 2003. The following season, Allen moved on to Fort Scott Community College in Fort Scott, Kan., where he served as wide receivers coach.

A native of Somerville, N.J., Allen graduated with a bachelor's degree from the University of New Haven in 2003. He was a four-year letterwinner at quarterback for the Chargers.

He and his wife, Kristin have a daughter, Makayla, and two sons, Austin and Jackson.



Defensive Line



Dennis Dottin-Carter begins his third season with the Huskies as the defensive line coach.

Prior to joining UConn, Dottin-Carter worked at the University of Delaware for five seasons.

While at Delaware, he was named the Blue Hens' defensive line coach in 2013 and was promoted to the position of co-defensive coordinator in 2014.

Dottin-Carter was selected as Interim Head Coach on Oct. 16, 2016 after head coach Dave Brock was relieved of his duties. He led the Blue Hens for the final five weeks of the season and posted a record of 2-3, posting victories at home over Towson and on the road at Albany.

In 2015, Delaware's defense ranked No. 3 in the CAA in rushing defense (123.5/17th in NCAA), No. 3 in third-down conversion defense (.346/31st), No. 3 in scoring defense (20.5/22nd), and No. 5 in total defense (329.2/24th). Five Delaware defensive players earned All-CAA honors.

During the 2014 season, Delaware ranked No. 4 in the CAA in pass defense (197.2) and sixth in sacks (28). Under his tutelage, redshirt freshman Blaine Woodson was named the CAA Defensive

Rookie of the Year.

Dottin-Carter also played a big role in the development of 2013 All-American defensive tackle Zach Kerr, who closed out his third season with the Indianapolis Colts in 2016.

Dottin-Carter, a native of Cambridge, Mass., earned his degree in kinesiology and physical education from the University of Maine following an outstanding playing career that saw him lead the Black Bears to Atlantic 10 (now CAA) titles in 2001 and 2002. He was a first team All-Atlantic 10 selection as a linebacker in 2002 when he also was named All-New England.

Dottin-Carter began his coaching career with former head coach Jack Cosgrove at Maine in 2008 as tight ends coach and also led the fullbacks, running backs, defensive line, and special teams during his five-year tenure.

He most recently served as Maine's defensive line and special teams coach. During his tenure, he coached five all-conference players, including All-American fullback Jared Turcotte in 2008. Maine led the CAA in scoring defense (19.5 points per game) and was fourth in sacks (22) in 2012.



Tight Ends



Corey Edsall begins his third season as the tight ends coach at UConn.

Tyler Davis tied for second in single-season history with six touchdown catches for a tight end in 2018 while Aaron McLean ranked second on the team with 32 receptions. The duo combined for 54 catches for 633 yards and eight touchdowns. The six touchdown catches for Davis ranked first on the team among all receivers.

Edsall spent two seasons on the Colorado football staff, 2016 was his first as a graduate assistant working with the defense. He joined the program in 2015 and worked as a football intern. In 2016, he was part of the biggest turn around season in PAC-12 history. The Buffaloes went 10-4 (8-1) and won the PAC-12 South Championship and appeared in the 2016 PAC-12 Championship game against the Washington Huskies.

Edsall, 25, has spent two summers as a scouting intern in a pair of National Football League training camps, New England in 2013 and Philadelphia in 2014. He graduated with his bachelor's degree in family science from the University of Maryland in 2015.

In 2011 he started out as a freshman at Syracuse University, where he played quarterback for coach Doug Marrone, but then transferred to Maryland. At Maryland, he worked three years (2012-14) as a student assistant on the offensive side of the ball, and staffed a pair of bowl games with the Terrapins (2013 Military, 2014 Foster Farms).

Edsall graduated from East Catholic High School in Manchester, Conn., where he lettered four times in football, twice in baseball and once in lacrosse. At Syracuse, he made the Big East All-Academic team for the 2011 season.



Assistant Coach / Star, Nickel, Dime



Jarren Horton has been hired as an assistant coach for the UConn football team, as announced by head coach Randy Edsall on Tuesday, March 19. Horton takes over for Jon Wholley who is leaving UConn to pursue other professional opportunities.

"I'm very excited to have Jarren join our defensive staff as our star, nickel and dime coach," Edsall said. "He has extensive knowledge in our scheme and he will have a smooth transition working with and continuing to teach our players the new system."

"His knowledge and attention to detail and the ability to relate to people really stood out to during the interview process. Jarren will be an outstanding addition as a recruiter as well."

Horton comes to UConn after serving as a defensive assistant and secondary coach with the Atlanta Legends in the Alliance of American Football. Prior to his stint in the AAF, he worked as a graduate assistant at Southeastern Louisiana in 2018.

Horton played defensive back at Portland State University from 2010-12 before graduating from Central Washington University in 2015.

After graduation he worked two stints at Vanderbilt University as a defensive analytics assistant in 2015 and then as a defensive analyst in 2017.

Horton also gained experience in the National Football League with the Cleveland Browns and Pittsburgh Steelers. With the Browns he worked as a coaching assistant primarily working with defensive backs in 2016. He was a summer assistant and worked alongside the Steelers coaching staff in 2017.



Quarterbacks

Mike Moyseenko who recently completed his first season on the offensive staff at UConn as a quality control coach, has been promoted to quarterbacks coach, as announced by head coach Randy Edsall on February 8, 2019

Moyseenko briefly served as running backs coach following the departure of Terry Richardson in January of 2019.

"I am pleased to promote Mike to running backs coach," Edsall said. "Mike has been a valuable member of the offensive staff over the last year and assumes this position with a full understanding of our offense. He possesses outstanding interpersonal skills and has established positive relationships with the student-athletes on our team. These skills will allow him to excel and represent the University of Connecticut extremely well on the recruiting trail."

Moyseenko came to UConn after spending the previous four seasons as the wide receivers coach at Towson University. Moyseenko served as the offensive quality control coach at Towson

during the 2013 season.

Prior to his time at Towson, Moyseenko served as the wide receivers coach at Shepherd University in Shepherdstown, W.Va.

From 2008-2010, he served as the offensive coordinator for the Baltimore Mariners of the American Indoor Football Association with the Mariners posting a perfect 16-0 record en route to winning the AIFA Championship in 2010.

Following his stint with the Mariners, Moyseenko was the quarterbacks coach for Good Counsel High School in Olney, Md. Good Counsel earned the WCAC Championship and finished the season ranked No. 4 nationally in 2011.

Moyseenko walked on to the University of Maryland football team as a quarterback and worked with the offensive scout team during the 2003 and 2004 seasons. He finished his final two years as an undergrad working as student assistant for the Terps.

Moyseenko earned his bachelor's degree in biology from Maryland in 2007.



Defensive Backs



Darrell Perkins, who served as the defensive backs coach for the UConn football team from 2010-13, has returned to Storrs in the same position as announced by head coach Randy Edsall on January 3, 2019.

Perkins recently completed his third season as the co-defensive coordinator and defensive backs coach at Fordham University.

"It is with great pleasure to announce that Darrell Perkins has rejoined our Football Family here at UConn, said head coach Randy Edsall. "Darrell understands what it takes to win at UConn and has developed some outstanding defensive backs in his previous stint at UConn. To add a coach and person with Darrell's experience and knowledge of the University of Connecticut will make us a better program."

Perkins helped Dylan Mabin earn All-Patriot League honors in each of the last two seasons and the Fordham defense led the Patriot League in tackles for loss with 7.5/game in 2017.

Strong safety Antonio Jackson earned Second Team All-Patriot League honors after leading the team, and finishing second in the league, with four interceptions that season.

In 2016, Perkins guided a Fordham defensive back unit that was tops in the Patriot League, and fifth in the NCAA FCS, in defensive passing efficiency (106.61) and finished third in the league in interceptions with 13. The Rams led the Patriot League and finished 12th nationally in turnovers gained during the 2016 season.

The 2016 Fordham defensive backs were led by Caleb Ham and Jihad Pretlow, who each garnered All-Patriot League honors.

Perkins coached the defensive backs for the University of Maryland in 2015 and spent the 2014 season as cornerbacks coach at Old Dominion University, overseeing a senior-laden group led by Eriq Lewis and Reggie Owens. Lewis led the unit with 47 tackles and a sack, while Owens had 26 tackles and a sack.

Perkins coached at Connecticut for four years (2010-13), working with the secondary. While at Connecticut, Perkins helped develop Blidi Wreh-Wilson and Dwayne Gratz, who were both selected in the third round of the 2013 NFL Draft. He also worked with future 2015 first round pick, Byron Jones, while at UConn.

In 2012, UConn's DB's helped the Huskies defense to rank ninth in the country, and first in the BIG EAST, in total defense.

In 2010, the UConn defense was tied for fifth nationally in interceptions and ranked 28th in the nation in pass efficiency defense. The Huskies went 8-5 that year, winning a share of the BIG EAST and earning a trip to the Fiesta Bowl.

"I am so excited to be back at UConn working with Coach Edsall again, said Perkins. "He is a great person, coach and leader. I cannot wait to meet the players and then get to work doing the necessary things to have a great 2019 season."

Perkins served as the defensive backs coach at Louisiana-Monroe in 2008 and 2009. He helped lead the Louisiana-Monroe defense to the top ranking in the Sun Belt Conference in 2009.

Prior to his stint at Monroe, he was the defensive coordinator at Charleston Southern in 2007. He was the linebackers and special teams coach at Northern Colorado in 2006 and was the defensive backs/special teams coordinator at Charleston Southern from 2004-05.

In 2004, Charleston Southern was ranked second in the Football Championship Subdivision in pass defense at 131 yards per game.

Perkins was the defensive backs coach and special teams coordinator at Ferris State from 2002-03 as the Bulldogs finished first in the Great Lakes Intercollegiate Athletic Conference in pass defense at 161 yards per game.

Perkins served as a defensive graduate assistant at Purdue in 2000 and 2001. He started his football coaching career at Gateway High School in Aurora, Colo., where he was an assistant coach from 1997-99 at his alma mater.

He was the head basketball coach at Legacy High School in Fort Collins, Colo., from 1993-96 and led the team to two state playoff appearances.

A 1990 graduate of Wyoming where he earned a degree in business marketing, Perkins was a two-year starter at running back for the Cowboys and a three-year letter winner from 1985-89.

At Wyoming, Perkins played in the 1987 and 1988 Holiday Bowls and with Purdue coached in the 2001 Rose Bowl, following the Boilermakers' 2000 Big Ten championship, and the 2001 Sun Bowl.



Wide Receivers



Aaron Smith, who played for head coach Randy Edsall at UConn from 2004-06, begins his third season as the wide receivers coach/recruiting coordinator for the Huskies.

Smith completed his fourth season on the University at Albany football staff in 2016, serving as recruiting coordinator, pass game coordinator, and wide receivers coach.

Under Smith's direction in 2014, Josh Gontarek was named the CAA Offensive Rookie of the Year, boasting the best freshman receiving numbers in program history with 58 receptions, 687 receiving yards, and eight receiving touchdowns.

Smith, a native of West Point, N.Y. and son of an Army colonel, brought seven years of collegiate coaching experience to UAlbany. He spent the 2012 season leading the wide receivers at Boston College where he helped junior Alex Amidon develop into one of the ACC's best. Amidon's 1,210 yards receiving at the end of the regular season ranked second in the ACC, just four yards behind the leader.

Smith spent the five seasons prior (2007-11) as the receivers coach at Columbia University, coaching two All-Ivy League honorees, including Austin Knowlin, Columbia's all-time leader in receptions (210) and receiving yards (2,484). Smith also served as the Lions' recruiting coordinator in 2011.

Smith started his coaching career at the United States Coast Guard Academy in 2006.

As an undergraduate, Smith played football at both the University of Maryland and the University of Connecticut, helping his teams to appearances in the Peach, Orange, and Motor City Bowls. While competing at UConn, he was presented with two Scholar Athlete Awards, and graduated with a degree in political science in 2006.

Smith and his wife, Kristin, reside in the Capital Region with their daughter, Mia, and son, Cash.



Running Backs



Kyle Weiss completed his first season as the defensive quality control coach for the UConn football team in 2018. He was promoted to runnings backs coach on February 8, 2019.


Weiss joined UConn after spending the last three years with the UCLA football team. He served as a graduate assistant on the defensive side of the ball until late in the season when he moved into a linebackers coach role for the 2017 Cactus Bowl.

Weiss spent one season as offensive quality control coach in 2016 after filling the role of recruiting and offensive assistant during the 2015 season.

Prior to working at UCLA, Weiss was an assistant football and baseball coach at Pomona College in Claremont, Calif. Weiss spent three seasons at Pomona working as a quarterbacks coach (2014), director of operations (2014), video coordinator (2014), wide receiver coach (2012-2013) and kicking coach (2012-2013).

Before pursuing a career in coaching, Weiss played four seasons at Wesleyan University in Middletown, Conn. while earning his bachelor's degree in earth and environmental science. Weiss played wide receiver and punter, leading the team in receptions in 2010 and earned Second Team All-Conference honors as a punter.

His grandfather, Bob, was an assistant football coach at UConn from 1969-72. Weiss received his master's degree in education from Arizona State in 2015 and is currently pursuing a master's degree in education and information studies at UCLA.



2018 Team Statistics
2018 Individual Statistics
2018 Game Reviews

UCF

Boise State

Rhode Island

Syracuse

Cincinnati

Memphis

USF

UMass

Tulsa

SMU

ECU

Temple

Tyler Coyle led the Huskies in 2018 with 107 tackles including 63 solo wrap ups..

2018 IN REVIEW



2018 TEAM STATISTICS

2019 UCONN FOOTBALL MEDIA GUIDE

2018 CONNECTICUT TEAM STATISTICS

Date	Opponent	Score	Overall	Conference	Time	Attend
* Aug 30, 2018	#21 UCF	L 17-56	0-1	0-1	3:13	23081
Sep 08, 2018	at #20 Boise State	L 7-62	0-2	0-1	2:58	34515
Sep 15, 2018	URI	W 56-49	1-2	0-1	3:23	20691
Sep 22, 2018	at Syracuse	L 21-51	1-3	0-1	3:30	36632
* Sep 29, 2018	CINCINNATI	L 7-49	1-4	0-2	3:19	20322
* Oct. 6, 2018	at Memphis	L 14-55	1-5	0-3	3:06	27581
* Oct 20, 2018	at #21 USF	L 30-38	1-6	0-4	3:18	42127
Oct 27, 2018	UMASS	L 17-22	1-7	0-4	2:49	24150
* Nov 03, 2018	at Tulsa	L 19-49	1-8	0-5	3:23	17451
* Nov 10, 2018	SMU	L 50-62	1-9	0-6	3:40	19096
* Nov 17, 2018	at ECU	L 21-55	1-10	0-7	3:12	27234
* Nov 24, 2018	TEMPLE	L 7-57	1-11	0-8	3:02	18203

Team Statistics	UConn	OPP
SCORING	266	605
Points Per Game	22.2	50.4
Points Off Turnovers	27	89
FIRST DOWNS	250	325
Rushing	128	179
Passing	93	134
Penalty	29	12
RUSHING YARDAGE	2394	4020
Yards gained rushing	2712	4235
Yards lost rushing	318	215
Rushing Attempts	500	524
Average Per Rush	4.8	7.7
Average Per Game	199.5	335.0
TDs Rushing	16	45
PASSING YARDAGE	2136	3389
Comp-Att-Int	199-351-17	227-317-5
Average Per Pass	6.1	10.7
Average Per Catch	10.7	14.9
Average Per Game	178.0	282.4
TDs Passing	20	33
TOTAL OFFENSE	4530	7409
Total Plays	851	841
Average Per Play	5.3	8.8
Average Per Game	377.5	617.4
KICK RETURNS: #-Yards	48-871	33-796
PUNT RETURNS: #-Yards	3-14	21-218
INT RETURNS: #-Yards	5-11	17-137
KICK RETURN AVERAGE	18.1	24.1
PUNT RETURN AVERAGE	4.7	10.4
INT RETURN AVERAGE	2.2	8.1
FUMBLES-LOST	17-11	12-6
PENALTIES-Yards	55-494	79-814
Average Per Game	41.2	67.8
PUNTS-Yards	63-2705	28-1145
Average Per Punt	42.9	40.9
Net punt average	38.8	39.0
KICKOFFS-Yards	53-3101	104-6096
Average Per Kick	58.5	58.6
Net kick average	35.5	39.7
TIME OF POSSESSION/Game	31:43	28:17
3RD-DOWN Conversions	75/177	65/130
3rd-Down Pct	42%	50%
4TH-DOWN Conversions	13/24	13/19
4th-Down Pct	54%	68%
SACKS BY-Yards	11-64	28-159
MISC YARDS	0	0
TOUCHDOWNS SCORED	36	81
FIELD GOALS-ATTEMPTS	6-9	14-17
ON-SIDE KICKS	0-1	0-1
RED-ZONE SCORES	(26-35) 74%	(62-67) 93%
RED-ZONE TOUCHDOWNS	(26-35) 74%	(50-67) 75%
PAT-ATTEMPTS	(32-34) 94%	(77-80) 96%
ATTENDANCE	125543	185540
Games/Avg Per Game	6/20924	6/30923
Neutral Site Games		0/0

Score by Quarters	1st	2nd	3rd	4th	OT	Total
UConn	80	72	42	72	0	266
Opponents	129	204	159	113	0	605

2018 INDIVIDUAL STATISTICS

2019 UCONN FOOTBALL MEDIA GUIDE



2018 CONNECTICUT INDIVIDUAL STATISTICS

Rushing	gp-gs	att	gain	loss	net	avg	td	lg	avg/g
PINDELL, David	12-12	212	1321	179	1142	5.4	10	75	95.2
MENSAH, Kevin	12-10	225	1107	65	1042	4.6	6	68	86.8
SCOTT, Xavier	10-1	34	218	8	210	6.2	0	39	21.0
BLACK, Dante	3-0	11	28	5	23	2.1	0	9	7.7
WASHINGTON, Mar	3-0	10	30	9	21	2.1	0	8	7.0
GILLESPIE, Khyo	2-0	1	6	0	6	6.0	0	6	3.0
KRAJEWSKI, Stev	1-0	2	2	2	0	0.0	0	2	0.0
MAURISSEAU, Her	3-0	1	0	8	-8	-8.0	0	0	-2.7
Team	4-0	4	0	42	-42	-10.5	0	0	-10.5
Total	12	500	2712	318	2394	4.8	16	75	199.5
Opponents	12	524	4235	215	4020	7.7	45	79	335.0

Passing	gp-gs	effic	comp-att-int	pct	yds	td	lg	avg/g
PINDELL, David	12-12	123.12	186-314-13	59.2	1951	19	80	162.6
WASHINGTON, Mar	3-0	77.70	9-24-3	37.5	147	1	40	49.0
BISACK, Brandon	2-0	-1.09	1-7-1	14.3	11	0	11	5.5
KRAJEWSKI, Stev	1-0	97.47	2-3-0	66.7	11	0	8	11.0
Team	4-0	0.00	0-2-0	0.0	0	0	0	0.0
DAVIS, Tyler	12-10	234.40	1-1-0	100.0	16	0	16	1.3
Total	12	116.93	199-351-17	56.7	2136	20	80	178.0
Opponents	12	192.61	227-317-5	71.6	3389	33	75	282.4

Receiving	gp-gs	no.	yds	avg	td	lg	avg/g
MAYALA, Hergy	12-12	40	361	9.0	5	23	30.1
SCOTT, Xavier	10-1	33	228	6.9	1	22	22.8
BUSS, Kyle	12-9	32	482	15.1	3	80	40.2
MCLEAN, Aaron	12-5	32	396	12.4	2	41	33.0
DAVIS, Tyler	12-10	22	226	10.3	6	41	18.8
DIXON, Keyion	11-7	11	147	13.4	2	39	13.4
MENSAH, Kevin	12-10	10	39	3.9	0	7	3.2
BEALS, Tyraiq	12-5	7	90	12.9	0	33	7.5
MAURISSEAU, Her	3-0	4	88	22.0	1	74	29.3
BLACK, Dante	3-0	2	16	8.0	0	13	5.3
HAIRSTON, Camer	7-0	2	14	7.0	0	8	2.0
ROSE, Jay	12-1	1	17	17.0	0	17	1.4
PINDELL, David	12-12	1	16	16.0	0	16	1.3
WILLIAMS, Donovan	12-0	1	9	9.0	0	9	0.8
BURNETT, Garriss	7-0	1	7	7.0	0	7	1.0
Total	12	199	2136	10.7	20	80	178.0
Opponents	12	227	3389	14.9	33	75	282.4

Punt Returns	no.	yds	avg	td	lg
BUSS, Kyle	3	14	4.7	0	6
Total	3	14	4.7	0	6
Opponents	21	218	10.4	1	69

Interceptions	no.	yds	avg	td	lg
ROBINSON, Oneil	2	0	0.0	0	0
STERLING, Santa	1	0	0.0	0	0
MURPHY, Kevin	1	11	11.0	0	11
FORTT, Omar	1	0	0.0	0	0
Total	5	11	2.2	0	11
Opponents	17	137	8.1	1	61

Kick Returns	no.	yds	avg	td	lg
DIXON, Keyion	23	452	19.7	0	44
COYLE, Tyler	13	287	22.1	0	35
BUSS, Kyle	4	81	20.2	0	32
SCOTT, Xavier	2	15	7.5	0	15
MONCION, Domini	2	20	10.0	0	11
WILLIAMS, Donovan	1	3	3.0	0	3
ROSE, Jay	1	10	10.0	0	10
MCLEAN, Aaron	1	3	3.0	0	3
GARDNER, T.J.	1	0	0.0	0	0
Total	48	871	18.1	0	44
Opponents	33	796	24.1	1	99

Fumble Returns	no.	yds	avg	td	lg
KING III, Rober	1	0	0.0	0	0
Total	1	0	0.0	0	0
Opponents	0	0	0.0	0	0



2018 INDIVIDUAL STATISTICS

2019 UCONN FOOTBALL MEDIA GUIDE

2018 INDIVIDUAL STATISTICS

Scoring	td	fg	PAT				dpx	saf	pts
			kick	rush	rcv	pass			
PINDELL, David	10	-	-	-	-	0-2	-	-	60
TARBUTT, Michae	-	5-8	27-28	-	-	-	-	-	42
MENSAH, Kevin	6	-	-	-	-	-	-	-	36
DAVIS, Tyler	6	-	-	-	-	-	-	-	36
MAYALA, Hergy	5	-	-	-	-	-	-	-	30
BUSS, Kyle	3	-	-	-	-	-	-	-	18
MCLEAN, Aaron	2	-	-	-	-	-	-	-	12
DIXON, Keyion	2	-	-	-	-	-	-	-	12
HARRIS, Clayton	-	1-1	5-6	-	-	-	-	-	8
SCOTT, Xavier	1	-	-	-	-	-	-	-	6
MAURISSEAU, Her	1	-	-	-	-	-	-	-	6
Total	36	6-9	32-34	-	-	0-2	-	-	266
Opponents	81	14-17	77-80	0-1	-	-	-	-	605

Field Goals	fg	pct.	01-19	20-29	30-39	40-49	50-99	lg	blk
TARBUTT, Michae	5-8	62.5	0-0	0-0	0-1	4-6	1-1	50	0
HARRIS, Clayton	1-1	100.0	0-0	0-0	1-1	0-0	0-0	38	0

FG Sequence	UConn	Opponents
UCF	(44)	-
Boise State	-	(28),(44)
URI	-	-
Syracuse	-	(33),(27),(25)
Cincinnati	37	-
Memphis	-	51
USF	(38)	34,(30)
UMass	(41)	(20),42
Tulsa	(44),(50)	-
SMU	45,(45),46	(39),(30)
ECU	-	(26),(39)
Temple	-	(18),(18),(27)

Numbers in (parentheses) indicate field goal was made.

CAREER STARTS HISTORY

Career Starts History

OFFENSE

Offensive Line	'15	'16	'17	'18	Total
Ryan Crozier, C	-	12	3	12	27
Matt Peart, LT	-	12	11	12	35
Cam DeGeorge			11	12	23
Ryan Van Demark			8	12	20
Nino Leone				12	12

Wide Receivers	'15	'16	'17	'18	Total
Tyriq Beals, WR	8	2	5	5	20
Hergy Mayala	4	9	9	12	34
Tyler Davis			3		3
Aaron McLean			8		8
Keyion Dixon			4	8	12
Quayvon Skanes			6		6
Mason Donaldson			2		2
Kyle Buss				9	9

Tight Ends				'18	Total
Tyler Davis				11	11
Aaron McLean				6	6
Jay Rose				1	1

Quarterbacks		'16	'17	'18	Total
Donovan Williams, QB	-	3	-	-	3
David Pindell			4	12	16

Running Backs		'17	'18	Total
Kevin Mensah		3	11	14
Xavier Scott			1	1

Totals	12	38	78	132	261
--------	----	----	----	-----	-----

DEFENSE

Defensive Line		'18	Total
James Atkins		1	1
AJ Garson		1	1
Kevin Murphy		2	2
Jonathan Pace		10	10
Lwal Uguak		11	11
Travis Jones		10	10
Caleb Thomas		12	12
Darrian Beavers		7	7

Linebackers		'17	'18	Total
Santana Sterling		1	7	8
Ryan Gilmartin		1		1
Eli Thomas			1	1
Kevon Jones			6	6
Eddie Hahn			11	11

Defensive Backs		'17	'18	Total
Tyler Coyle		9	12	21
Marshe Terry		11	2	13
Ian Swenson		1	5	6
Omar Fortt		4	11	15
Tahj Herring-Wilson		2	10	12
Keyshawn Paul			1	1
Ryan Carroll			9	9
Oneil Robinson			8	8
Jeremy Lucien			4	4
Shamel Lazarus			2	2

Totals	20	132	163
--------	----	-----	-----

2018 INDIVIDUAL STATISTICS

2019 UCONN FOOTBALL MEDIA GUIDE



2018 CONNECTICUT DEFENSIVE STATISTICS

#	Defensive Leaders	gp-gs	Tackles				Sacks no-yds	Pass defense			Fumbles		blkd	
			ua	a	tot	tfl/yds		int-yds	brup	qbh	rcv-yds	ff	kick	saf
25	COYLE, Tyler	12-11	63	44	107	1.0-1	1-0	.	.	.
22	STERLING, Santa	12-6	34	46	80	7.0-13	.	1-0	1	.	.	1	.	.
27	FORTT, Omar	11-11	48	28	76	2.0-6	.	1-0	2	.	2-0	.	.	.
31	ROBINSON, Oneil	11-7	42	22	64	2.0-2	.	2-0	1
6	HAHN, Eddie	12-10	29	30	59	4.0-9	.	.	1	2
48	JONES, Kevon	9-6	21	32	53	6.0-22	2.5-14	.	1
57	JONES, Travis	12-9	17	29	46	5.5-15	0.5-3
44	SWENSON, Ian	12-5	23	18	41	5.0-18	1.0-5	.	1	1	.	1	.	.
41	TERRY, Marshe	9-2	16	21	37	1.5-1
14	HERRING-WILSON	10-9	20	9	29	.	.	.	5
39	CARROLL, Ryan	12-8	17	8	25	0.5-1	.	.	3
43	BEAVERS, Darria	12-6	15	8	23	4.5-20	4.0-19	.	2
96	ATKINS, James	12-1	10	11	21	1.5-7	1.0-6	.	.	1
52	THOMAS, Caleb	12-11	6	14	20	4.0-12	1.0-8
97	PACE, Jonathan	12-8	5	15	20	1.0-3
98	UGUAK, Lwal	12-10	5	11	16	1.5-3	.	.	2	1	1-0	1	.	.
46	GARSON, AJ	12-1	7	8	15	1.5-1	.	.	.	1
21	LUCIEN, Jeremy	9-4	6	6	12	.	.	.	2
94	MURPHY, Kevin	11-2	3	8	11	0.5-1	.	1-11
2A	THOMAS, Eli	4-1	5	6	11	1.0-9	1.0-9	.	.	1	.	1	.	.
29	MORRISON, Jorda	4-0	9	1	10	0.5-1	1-0	.	.	.
45	GILMARTIN, Ryan	7-0	5	4	9	1.5-4	.	.	.	1
20	KING III, Rober	6-0	6	2	8	1-0	.	.	.
13	TURNER, Messiah	9-0	4	3	7
24	PAUL, Keyshawn	11-1	4	2	6
42	GARDNER, T.J.	12-0	3	3	6
32	LAZARUS, Shamel	3-2	3	3	6	.	.	.	2
23	DIXON, Keyion	11-7	5	1	6
82	DONALDSON, Maso	12-0	4	1	5
69	FINES, Ryan	3-0	.	4	4
15	WILLIAMS, Donov	12-0	2	1	3
92	STEER, Carlton	3-0	1	2	3
33	WEBB, Hunter	4-0	.	2	2
9	DAVIS, Tyler	12-10	1	1	2
88	FREEBORN, Conno	11-0	.	2	2
58	OKOUNAM, Philip	4-0	1	1	2
16	BANKS, Malik	2-0	1	1	2
3A	MONCION, Domini	4-0	.	1	1
91	ROSE, Jay	12-1	1	.	1
1	MAYALA, Hergy	12-12	1	.	1
34	MENSAH, Kevin	12-10	.	1	1
8	MCLEAN, Aaron	12-5	.	1	1
37	WILLIAMS, Kyle	2-0	.	1	1
10	SCOTT, Xavier	10-1	1	.	1
2	BEALS, Tvraia	12-5	.	1	1

DEFENSIVE CATEGORY LEADERS

Tackles For Loss

7.0 Santana Sterling
6.0 Kevon Jones
5.5 Travis Jones
5.0 Ian Swenson
4.5 Darrian Beavers

Sacks

4.0 Darrian Beavers
2.5 Kevon Jones

Interceptions

2 Oneil Robinson
1 Omar Fortt
1 Santana Sterling
1 Kevin Murphy

Pass Breakups

5 Tajh Herring Wilson
3 Ryan Carroll



GAME 1 VS. UCF

2019 UCONN FOOTBALL MEDIA GUIDE

GAME #1 • AUGUST 30, 2018



UCONN

17



#21 UCF

56

PRATT & WHITNEY STADIUM
AT RENTSCHLER FIELD • EAST HARTFORD, CONN.

TEAM STATISTICS

	UCF	UCONN
FIRST DOWNS	31	27
Rushing	13	16
Passing	15	9
Penalty	3	2
NET YARDS RUSHING	296	220
Rushing Attempts	36	46
Average Per Rush	8.2	4.8
Rushing Touchdowns	3	1
Yards Gained Rushing	296	234
Yards Lost Rushing	0	14
NET YARDS PASSING	356	266
Completions-Attempts-Int	26-34-0	27-41-1
Average Per Attempt	10.5	6.5
Average Per Completion	13.7	9.9
Passing Touchdowns	5	1
TOTAL OFFENSE YARDS	652	486
Total offense plays	70	87
Average Gain Per Play	9.3	5.6
Fumbles: Number-Lost	0-0	2-2
Penalties: Number-Yards	5-27	7-93
PUNTS-YARDS	1-31	2-79
Average Yards Per Punt	31.0	39.5
Net Yards Per Punt	31.0	39.0
Inside 20	0	2
50+ Yards	0	0
Touchbacks	0	0
Fair catch	0	0
KICKOFFS-YARDS	9-566	4-227
Average Yards Per Kickoff	62.9	56.8
Net Yards Per Kickoff	37.8	46.0
Touchbacks	3	0
Fair Catch Yards	0	19
Punt returns: Number-Yards-TD	1-1-0	0-0-0
Average Per Return	1.0	0.0
Kickoff returns: Number-Yds-TD	2-43-0	6-151-0
Average Per Return	21.5	25.2
Interceptions: Number-Yds-TD	1-3-0	0-0-0
Fumble Returns: Number-Yds-TD	0-0-0	0-0-0
Miscellaneous Yards	0	0
Possession Time	21:52	38:08
1st Quarter	6:30	8:30
2nd Quarter	2:45	12:15
3rd Quarter	7:00	8:00
4th Quarter	5:37	9:23
Third-Down Conversions	9 of 11	10 of 18
Fourth-Down Conversions	1 of 1	3 of 5
Red-Zone Scores-Chances	5-5	2-3
Touchdowns	5-5	2-3
Field goals	0-5	0-3
Sacks By: Number-Yards	0-0	0-0
PAT Kicks	8-8	2-2
Field Goals	0-0	1-1
Points off turnovers	14	0

UConn Starters and Participants

OFFENSIVE STARTERS

T 74 VAN DEMARK, Rya
G 70 DEGEORGE, Cam
C 63 CROZIER, Ryan
G 64 HAYNES, Christi
T 65 PEART, Matt
TE 9 DAVIS, Tyler
RB 10 SCOTT, Xavier
WR 2 BEALS, Tyraiq
WR 11 BUSS, Kyle
WR 1 MAYALA, Hergy
QB 5 PINDELL, David

DEFENSIVE STARTERS

DE 96 ATKINS, James
NT 57 JONES, Travis
DE 52 THOMAS, Caleb
LB 43 BEAVERS, Darria
LB 48 JONES, Kevon
LB 22 THOMAS, Eli
H 44 SWENSON, Ian
CB 14 HERRING-WILSON
S 25 COYLE, Tyler
S 27 FORTT, Omar
CB 24 PAUL, Keyshawn

UConn: 4B-BRYANT, Justin, 6-HAHN, Eddie, 8-MCLEAN, Aaron, 8B-FERRELL, Jalon, 13-TURNER, Messiah, 15-WILLIAMS, Donovan, 23-DIXON, Keyion, 34-MENSAH, Kevin, 36-GILLESPIE, Khyo, 39-CARROLL, Ryan, 40-TARBUTT, Michael, 41-TERRY, Marsha, 42-GARDNER, T.J., 46-GARSON, AJ, 47-STERLING, Santa, 53-KEATING, Brian, 54-HOLMES, Robert, 56-LEONE, Nino, 67-CESPEDES, Brian, 69-FINES, Ryan, 80-MAURISEAU, Hero, 81-GRAHAM, Brett,

UCF (1-0)	14	14	14	14	-	56
UConn (0-1)	0	10	0	7	-	17
1st 11:01 UCF - KILLINS, Adrian 2 yd run (WRIGHT kick), 10-61 2:07						
09:00 UCF - NIXON, Tre 34 yd pass from MILTON, M. (WRIGHT kick), 5-81 1:04						
4-76 0:53						
2nd 09:17 UCONN - TARBUTT, Michael 44 yd field goal, 13-49 7:32						
08:24 UCF - DAVIS, Gabriel 10 yd pass from MILTON, M. (WRIGHT kick), 4-76 0:53						
04:04 UCONN - DAVIS, Tyler 5 yd pass from PINDELL, David (TARBUTT, kick), 10-75 4:20						
02:35 UCF - ANDERSON, O. 5 yd pass from MILTON, M. (WRIGHT kick), 6-74 1:29						
3rd 12:33 UCF - ANDERSON, O. 10 yd run (WRIGHT kick), 8-65 2:27						
04:30 UCF - NIXON, Tre 11 yd pass from MILTON, M. (WRIGHT kick), 9-73 2:39						
4th 14:47 UCF - MCCRAE, Greg 36 yd pass from MILTON, M. (WRIGHT, kick), 8-90 2:07						
10:04 UCF - MACK, Darriel 70 yd run (WRIGHT kick), 5-90 2:13						
03:11 UCONN - PINDELL, David 14 yd run (TARBUTT kick), 15-79 6:53						

EAST HARTFORD, Conn. – Senior quarterback David Pindell had a career night as the UConn football team fell to No. 21 UCF, 56-17, Thursday evening in the 2018 season opener at Pratt and Whitney Stadium at Rentschler Field.

Pindell set a UConn record for quarterback rushing yards in the program's FBS era with 157. He also set a career high with 266 passing yards, going 27-for-41.

The Golden Knights took a 14-0 lead six minutes into the game. Red-shirt junior Michael Tarbutt got UConn on the board with a 44-yard field goal. Pindell threw a 5-yard pass to senior Tyler Davis for a touchdown, but UCF took a 28-10 lead into halftime.

The Knights scored four touchdowns in the second half. Pindell rushed in for a TD with 3:11 left in the game.

Senior wide receiver Kyle Buss finished with 113 receiving yards to lead the game, his first career 100-yard receiving game in a UConn uniform. Redshirt sophomore wide receiver Keyion Dixon tallied 151 kick return yards, averaging 25.0 yards per return.

UConn moved to 2-4 all-time vs. UCF. The Huskies are now 12-4 in home openers at Rentschler Field.

The Huskies return to action at Boise State next Saturday, Sept. 8 at 10:15 p.m. ET. The game will be broadcast on either ESPN2 or ESPNU.

UConn Individual Leaders

Rushing	No	Gain	Loss	Net	TD	Lg
Pindell, David	22	161	4	157	1	26
Mensah, Kevin	20	66	7	59	0	14
Gillespie, Khy	1	6	0	6	0	6

Passing	Com-Att-Int	Yds	TD	Lg
Pindell, David	27-41-0	266	1	46

Receiving	No	Yds	TD	Lg
BUSS, Kyle	7	113	0	4
MCLEAN, Aaron	5	42	0	13
SCOTT, Xavier	5	40	0	17
MAYALA, Hergy	3	31	0	14

Punting	No	Yds	Avg	Lg	In20
MAGLIOZZI, Luke	2	79	39.5	42	2

Field Goal Attempts	
TARBUTT, Michael	2nd 09:17 44 yards Good

Defense	UT-AT-TT	TFL	Sk	Int
25 COYLE, Tyler	6-4-10	0	0	0
27 FORTT, Omar	8-1-9	0	0	0
48 JONES, Kevon	2-7-9	0	0	0
57 JONES, Travis	3-4-7	0	0	0

UCF Individual Leaders

Rushing	No	Gain	Loss	Net	TD	Lg
MACK, Darriel	1	70	0	70	1	70
MILTON, M.	7	50	0	50	0	13
MCCRAE, Greg	5	43	0	43	0	27

Passing	Com-Att-Int	Yds	TD	Lg
MILTON, M.	24-32-0	346	5	45

Receiving	No	Yds	TD	Lg
SNELSON, D.	6	90	0	31
DAVIS, Gabriel	6	40	1	10
NIXON, Tre	5	101	2	45

Punting	No	Yds	Avg	Lg	In20
LOUDERMILK, Mac	1	31	31.0	31	0

Field Goal Attempts	
Wells, AJ	1st 03:32 25 yards Good
Wells, AJ	2nd 04:39 20 yards Good
Wells, AJ	3rd 11:41 38 yards Missed

Defense	UT-AT-TT	TFL	Sk	Int
56 JASINSKI, Pat	10-1-11	0	0	0
12 MITCHELL, Eric	5-5-10	0.5	0	0
3 COLLIER, A.	7-2-9	1.5	0	0
27 GRANT, Richie	4-2-6	0	0	1

GAME 2 AT BOISE STATE

2019 UCONN FOOTBALL MEDIA GUIDE



GAME #2 • SEPTEMBER 8, 2018



UCONN

7



#20 BOISE STATE

62

ALBERTSONS STADIUM • BOISE, IDAHO

TEAM STATISTICS

	UCONN	BSU
FIRST DOWNS	9	38
Rushing	6	19
Passing	3	18
Penalty	0	1
NET YARDS RUSHING	122	400
Rushing Attempts	25	45
Average Per Rush	4.9	8.9
Rushing Touchdowns	0	4
Yards Gained Rushing	134	408
Yards Lost Rushing	12	8
NET YARDS PASSING	71	418
Completions-Attempts-Int	11-21-1	25-33-0
Average Per Attempt	3.4	12.7
Average Per Completion	6.5	16.7
Passing Touchdowns	1	4
TOTAL OFFENSE YARDS	193	818
Total offense plays	46	78
Average Gain Per Play	4.2	10.5
Fumbles: Number-Lost	0-0	0-0
Penalties: Number-Yards	7-44	7-71
PUNTS-YARDS	9-432	1-35
Average Yards Per Punt	48.0	35.0
Net Yards Per Punt	43.1	35.0
Inside 20	2	1
50+ Yards	4	0
Touchbacks	0	0
Fair catch	4	0
KICKOFFS-YARDS	2-119	11-701
Average Yards Per Kickoff	59.5	63.7
Net Yards Per Kickoff	37.0	40.0
Touchbacks	0	9
Fair Catch Yards	0	0
Punt returns: Number-Yards-TD	0-0-0	4-44-0
Average Per Return	0.0	11.0
Kickoff returns: Number-Yards-TD	2-36-0	2-45-0
Average Per Return	18.0	22.5
Interceptions: Number-Yds-TD	0-0-0	1-7-0
Fumble Returns: Number-Yards-TD	0-0-0	0-0-0
Miscellaneous Yards	0	0
Possession Time	21:59	38:01
1st Quarter	7:32	7:28
2nd Quarter	5:46	9:14
3rd Quarter	7:08	7:52
4th Quarter	1:33	13:27
Third-Down Conversions	3 of 13	6 of 9
Fourth-Down Conversions	0 of 0	1 of 1
Red-Zone Scores-Chances	1-1	4-5
Touchdowns	1-1	3-5
Field goals	0-1	1-5
Sacks By: Number-Yards	0-0	1-3
PAT Kicks	1-1	8-8
Field Goals	0-0	2-2
Points off turnovers	0	7

OFFENSIVE STARTERS

LT 74 VAN DEMARK, Ryan
LG 70 DEGEORGE, Cam
C 63 CROZIER, Ryan
RG 56 LEONE, Nino
RT 65 PEART, Matt
TE 9 DAVIS, Tyler
RB 34 MENSAB, Kevin
WR 2 BEALS, Tyraiq
WR 11 BUSS, Kyle
QB 5 PINDELL, David
WR 1 MAYALA, Hergy

DEFENSIVE STARTERS

DE 97 PACE, Jonathan
NT 57 JONES, Travis
DE 52 THOMAS, Caleb
DE 98 UGAK, Lwal
LB 43 BEAVERS, Darrian
HSKY 44 SVENSON, Ian
CB 14 HERRING-WILSON, Taj
S 25 COYLE, Tyler
S 27 FORTT, Omar
CB 39 CARROLL, Ryan
LB 48 JONES, Kevon

UCONN: 5B-GANYI, Terrence, 6-HAHN, Ed-die, 8-MCLEAN, Aaron, 10-SCOTT, Xavier, 13-TURNER, Messiah, 15-WILLIAMS, Donovan, 19-SKANES, Quayvon, 21-LUCIEN, Jeremy, 22-THOMAS, Eli, 23-DIXON, Keyvon, 24-PAUL, Keyshawn, 26-KRANICH, Cameron, 29-MORRISON, Jordan, 31-ROBINSON, Oneli, 40-TARBUTT, Michael, 41-TERRY, Marshe, 42-GARDNER, T.J., 46-GARSON, AJ, 47-STERLING, Santana, 53-KEATING, Brian, 64-HAYNES, Christian, 69-FINES, Ryan, 82-DONALDSON, Mason, 88-FREEBORN, Connor, 90-HOLMAN, Zordan,

UConn (0-2)	0	0	7	0	-	7
Boise State (2-0)	14	17	14	7	-	62

1st 09:42 BSU - HOGGARTH, Haden 28 yd field goal, 10-69 3:26
07:13 BSU - HIGHTOWER 67 yd pass from RYPIEN (HOGGARTH kick), 2-71 0:44
04:25 BSU - BATES24 yd pass from RYPIEN (HOGGARTH kick), 4-43 1:21
00:45 BSU - MATTISON 1 yd run (HOGGARTH kick), 6-64 1:57
2nd 11:58 BSU - HIGHTOWER 55 yd run (HOGGARTH kick), 3-92 1:41
02:04 BSU - MATTISON, Alex 9 yd run (HOGGARTH kick), 11-91 6:22
00:02 BSU - HOGGARTH, Haden 44 yd field goal, 9-52 1:11 0 - 41
3rd 14:40 BSU - RICHARDSON 74 yd pass from RYPIEN (HOGGARTH kick), 1-74 0:00
05:52 UCONN - MCLEAN 15 yd pass from PINDELL(TARBUTTkick), 7-93 3:26
03:11 BSU - VAN BUREN 3 yd run (HOGGARTH, Haden kick), 5-80 2:41
4th 10:12 BSU - BUTLER 24 yd pass from CORD(HOGGARTHkick), 9-76 5:12

BOISE, Idaho – The UConn football team fell to 0-2 on the season after a 62-7 loss against No. 20/19 Boise State at Albertsons Stadium.

After a 59-yard punt from Luke Magliozi, Boise State moved down the field on its first drive of the game and had a 3rd and 9 at the UConn 11-yard line. The Broncos took a shot in the end zone but the pass was broken up by Omar Fortt, forcing the Broncos to kick a field goal.

Boise would find the end zone five times in the first half though and accumulated 514-yards of offense in the first stanza

On their second drive of the second half, the Huskies put together a seven-play, 93-yard drive capped by a 15-yard touchdown pass from Pindell to Aaron McLean. After going 1-8 on third down in the first half, Pindell linked up with Tyler Davis to move the chains and Kevin Mensah set up the Huskies in the red zone with a 55-yard scamper.

Mensah finished with 10 carries for 82 yards while defensive back Tyler Coyle registered a career-high 14 tackles.

Magliozi ended the game with 9 punts for 432 yards and recorded four punts of 50 yards or more.

The Huskies are back in action on Saturday, September 15 when the team welcomes URI to Pratt & Whitney Stadium at Rentschler Field. Kick-off is set for 12:07 p.m. and the contest will be televised on SNY.

UConn Individual Leaders

Rushing	No	Gain	Loss	Net	TD	Lg
MENSAH, Kevin	10	84	2	82	0	55
PINDELL, David	14	50	10	40	0	12

Passing	Com-Att-Int	Yds	TD	Lg
PINDELL, David	11-21-1	71	1	15

Receiving	No	Yds	TD	Lg
MAYALA, Hergy	3	24	0	12
DAVIS, Tyler	3	13	0	7
MCLEAN, Aaron	2	23	1	15

Punting	No	Yds	Avg	Lg	In20
MAGLIOZZI, Luke	9	432	48.0	59	2

Field Goal Attempts

Defense	UT-AT-TT	TFL	Sk	Int
25 COYLE, Tyler	6-8-14	0	0	0
48 JONES, Kevon	3-6-9	1.5	0	0
96 ATKINS, James	2-4-6	0	0	0
27 FORTT, Omar	4-1-5	0	0	0

Boise State Individual Leaders

Rushing	No	Gain	Loss	Net	TD	Lg
MATTISON, Alex	11	118	3	115	2	35
VAN BUREN, Andrew	13	75	0	75	1	23
HIGHTOWER, John	1	55	0	55	1	55

Passing	Com-Att-Int	Yds	TD	Lg
RYPIEN, Brett	21-28-0	362	3	74

Receiving	No	Yds	TD	Lg
MODSTER, Sean	6	74	0	22
HIGHTOWER, John	5	119	1	67
RICHARDSON, A.J.	3	100	1	74
BUTLER, Akilian	2	32	1	24

Punting	No	Yds	Avg	Lg	In20
SKILLIN, Quinn	1	35	35.0	35	1

Field Goal Attempts

HOGGARTH, Haden 1st 09:42 28 yards Good
HOGGARTH, Haden 2nd 00:02 44 yards Good

Defense	UT-AT-TT	TFL	Sk	Int
44 WHIMPEY, Riley	3-2-5	0	0	0
25 WICKERSHAM, Bento	3-2-5	0	0	0
10 NAWAHINE, Kekoa	2-3-5	0	0	0
14 HORTON, Tyler	2-2-4	0	0	0



GAME 3 VS RHODE ISLAND

2019 UCONN FOOTBALL MEDIA GUIDE

GAME #3 • SEPTEMBER 15, 2018



UCONN

56



RHODE ISLAND

49

PRATT & WHITNEY STADIUM
AT RENTSCHLER FIELD • EAST HARTFORD, CONN.

TEAM STATISTICS

	URI	UCONN
Score	49	56
FIRST DOWNS	28	32
RUSHES-YARDS (NET)	28-199	54-265
PASSING YDS (NET)	351	319
Passes Att-Comp-Int	34-23-1	27-20-1
TOTAL OFFENSE PLAYS-YARDS	62-550	81-584
Fumble Returns-Yards	0-0	0-0
Punt Returns-Yards	2-15	1-3
Kickoff Returns-Yards	4-71	7-128
Interception Returns-Yards	1-0	1-0
Punts (Number-Avg)	3-43.7	2-36.5
Fumbles-Lost	1-1	3-2
Penalties-Yards	7-82	4-35
Possession Time	24:47	35:13
Third-Down Conversions	0 of 4	8 of 15
Fourth-Down Conversions	1 of 1	4 of 4
Red-Zone Scores-Chances	5-6	6-8

Rhode Island (2-1) 7 21 14 7 - 49
UConn (1-2) 14 28 7 7 - 56
1st 12:55 UCONN - PINDELL, David 17 yd run (TARBUTT kick), 5-55 2:05
09:10 URI - Beauvais 22 yd pass from Lawson (Carrick kick), 8-75 3:45
04:46 UCONN - MENSAH, Kevin 11 yd run (TARBUTT kick), 11-75 4:24
2nd 12:06 UCONN - MAYALA 5 yd pass from PINDELL (TARBUTT kick), 11-51 5:44
09:57 URI - Aa. Parker 17 yd pass from Lawson (Carrick kick), 5-75 2:09
09:12 UCONN - MAURISEAU 74 yd pass from PINDELL (TARBUTT kick), 2-79 0:45
07:08 URI - Lawson 37 yd run (Carrick kick), 4-72 2:04
02:55 UCONN - MAYALA 13 yd pass from PINDELL (TARBUTT, kick), 8-60 4:13
01:26 URI - Coulter 15 yd pass from Lawson (Carrick kick), 5-75 1:29
00:13 UCONN - MCLEAN 19 yd pass from PINDELL (TARBUTT kick), 5-86 1:13
3rd 08:33 URI - Lawson 16 yd run (Carrick kick), 4-72 2:13 35 - 42
06:04 URI - Burke 5 yd pass from Lawson (Carrick kick), 6-34 2:21
00:55 UCONN - PINDELL, David 6 yd run (TARBUTT kick), 10-82 5:09
4th 03:13 URI - Naim Jones 14 yd run (Carrick kick), 6-67 3:02 49 - 49
00:57 UCONN - MENSAH, Kevin 22 yd run (TARBUTT kick), 9-69 2:16

EAST HARTFORD, Conn. --- With the UConn and Rhode Island football offenses combining for 105 points, 659 yards passing, 464 yards rushing, and threatening to score on every possession, it still took a big defensive play to secure the Huskies' first victory of the season.

Junior linebacker Eli Thomas sacked Rhode Island quarterback JaJuan Lawson with the ball on the UConn 16-yard line and time running out, clinching a 56-49 victory for the Huskies (1-2) Saturday before 20,691 at Pratt & Whitney Stadium at Rentschler Field.

UConn running back Kevin Mensah had barreled into the end zone on a tough 22-yard run to give the Huskies the 56-49 lead with just 0:57 remaining, but the way the game had been played, that was plenty of time for Rhode Island to mount a threat.

The Rams (2-1) drove to a first down on the Husky 16 with 0:11 to go, and after an incomplete pass, had 5 seconds left, and one play, to score the tying TD.

Thomas made sure that didn't happen -- producing a huge sigh of relief from the UConn sideline.

"(Defensive end) James Atkins did a real good job all game opening things up for me," Thomas said. "He opened it up and I just did my job and hit the quarterback. The offense did a really good job today. As a defense, we had to step up and we did at the end and that's all that matters."

The offense, led by senior quarterback David Pindell, was nothing short of outstanding, compiling 308 yards passing, 265 yards rushing and scoring the 12th most points in a single game in UConn history, as well as the sixth-most total yards (573).

Pindell's 445 yards of individual total offense (308 yards passing, 137 yards rushing), is the third-best in UConn history and the most since Bryant Sherrills in 2015 and his four TD passes fell one short of Dan Orlovsky's school record. The rushing of Pindell and Mensah (144 yards) gave UConn two 100-yard runners in the same game for the first time since Jordan Todman and Robbie Frey accomplished the feat in 2011.

"I thought David played extremely well," UConn coach Randy Edsall said. "In the second half, I thought he got a little tired, but he went on his reserves and found a way to get it done. As much running around as he had to do -- I mean 137 yards rushing and 308 passing and six TDs, he better get and IV or something. If it wasn't for him, I don't know where we'd be. When we needed things to happen, he made them happen."

The game was a shootout from the outset.

UConn on its opening possession to take the lead, but URI came right back to tie and the horse race was on. The Huskies' offense was in high gear in the first half, scoring six touchdowns -- two by receiver Hery Mayala, one each by Pindell, Mensah, Hero Mauriceau, and Aaron McLean -- to take a 42-28 lead into the locker room.

"The first half, I don't think our offense could have played any better than what we did," Edsall said.

URI scored twice in the third quarter, however, to climb back into a tie, 42-42. Pindell got the Huskies back in front with a six-yard TD run, but again Rhode Island answered with a 14-yard scoring run by Naim Jones with 3:13 remaining in the game.

"We just had to go out there and keep trying to execute the game plan," Pindell said. "We clicked today. I think we found our mistakes from the first two games -- taking care of the ball and scoring when we got to the red zone -- and that's what we tried to focus on today."

The final drive began with Xavier Scott's kickoff return to the UConn 31 and eight plays later the Huskies faced a second-and-7 on the URI 22. Mensah took the handoff and would not stop until he hit the end zone for the 56-49 lead.

"Before we went out there, we just said, 'Score,'" Mensah said. "If we all do our job, we'll get it done. I just saw the linebacker go over the top and I just took the opposite hole and scored. That was it."

Not quite.

UConn Individual Leaders

Rushing	No	Gain	Loss	Net	TD	Lg
MENSAH, Kevin	25	146	2	144	2	22
PINDELL, David	26	154	17	137	2	45

Passing	Com-Att-Int	Yds	TD	Lg
PINDELL, David	20-27-1	319	4	74

Receiving	No	Yds	TD	Lg
MAYALA, Hery	5	44	2	13
DAVIS, Tyler	3	62	0	35
SCOTT, Xavier	3	38	0	21
MCLEAN, Aaron	3	37	1	19

Punting	No	Yds	Avg	Lg	In20
MAGLIOZZI, Luke	2	73	36.5	37	0

Field Goal Attempts

Defense	UT-AT-TT	TFL	Sk	Int
COYLE, Tyler	4-5-9	0.0	0.0	0
JONES, Kevon	2-5-7	2.5	1.5	0

URI Individual Leaders

Rushing	No	Gain	Loss	Net	TD	Lg
Naim Jones	11	100	5	95	1	21
Lawson	13	105	20	85	2	37

Passing	Com-Att-Int	Yds	TD	Lg
Lawson	23-34-1	351	4	47

Receiving	No	Yds	TD	Lg
Coulter	10	156	1	47
Aa. Parker	7	128	1	32
Beauvais	3	32	1	22

Punting	No	Yds	Avg	Lg	In20
Garro	3	131	43.7	51	1

Field Goal Attempts

Defense	UT-AT-TT	TFL	Sk	Int
D. Stewart	7-4-11	1.0	0.0	0
N. Jones	7-3-10	2.0	2.0	0

UConn Starters and Participants

OFFENSIVE STARTERS

1 MAYALA, Hery	WR
11 BUSS, Kyle	WR
23 DIXON, Keyion	WR
8 MCLEAN, Aaron	TE
9 DAVIS, Tyler	TE
65 PEART, Matt	T
74 VAN DEMARK, Rya	T
5 PINDELL, David	QB
56 LEONE, Nino	G
70 DEGEORGE, Cam	G
63 CROZIER, Ryan	C

DEFENSIVE STARTERS

25 COYLE, Tyler	S
31 ROBINSON, Onell	S
6 HAHN, Eddie	LB
48 JONES, Kevon	LB
41 TERRY, Marsha	H
52 THOMAS, Caleb	DT
94 MURPHY, Kevin	DT
97 PACE, Jonathan	DE
98 UGUAK, Lwal	DE
14 HERRING-WILSON	CB
21 LUCIEN, Jeremy	CB

UCONN: 10 SCOTT, 13 TURNER, 15 WILLIAMS, 19 SKANES, Quay, 2 BEALS, 22 THOMAS, Eli, 24 PAUL, Key, 29 MORRISON, 33 WEBB, 34 MENSAH, 39 CARROLL, 40 TARBUTT, 42 GARDNER, T.J., 43 BEAVERS, 44 SWENSON, Ian, 46 GARSON, AJ, 47 STERLING, Santa, 53 KEATING, 54 HOLMES, Robert, 55 HUBBARD, 57 JONES, Travis, 58 GANY, Terrence, 67 CESPEDES, Brian, 69 FINES, 80 MAURISEAU, 81 GRAHAM, Brett, 82 DONALDSON, 88 FREEBORN, 88 FERRELL, 90 HOLMAN, 91 ROSE, Jay, 93 DEVAUGHN, 96 ATKINS, 99 MAGLIOZZI, Luke, 9B IDEN, Noah

GAME 4 VS SYRACUSE



2019 UCONN FOOTBALL MEDIA GUIDE

GAME #4 • SEPTEMBER 22, 2018



UCONN

21



SYRACUSE

51

CARRIER DOME
SYRACUSE, N.Y.

TEAM STATISTICS

	UConn	Syracuse
Score	21	51
FIRST DOWNS	16	26
RUSHES-YARDS (NET)	39-178	46-341
PASSING YDS (NET)	217	295
Passes Att-Comp-Int	19-29-1	22-32-0
TOTAL OFFENSE PLAYS-YARDS	68-395	78-636
Fumble Returns-Yards	0-0	0-0
Punt Returns-Yards	0-0	3-110
Kickoff Returns-Yards	2-28	2-49
Interception Returns-Yards	0-0	1-1
Punts (Number-Avg)	10-45.2	5-47.2
Fumbles-Lost	3-2	2-1
Penalties-Yards	5-42	11-100
Possession Time	32:29	27:31
Third-Down Conversions	3 of 14	4 of 13
Fourth-Down Conversions	1 of 1	1 of 1
Red-Zone Scores-Chances	1-2	7-7

UConn (1-3)	7	7	0	7	-	21
Syracuse (4-0)	24	7	10	10	-	51
1st 09:15 SU - Dungey 2 yd run (Szmyt, A. kick), 10 plays, 67 yards, TOP 2:51						
1st 06:24 SU - Dungey 9 yd run (Szmyt, A. kick), 7 plays, 75 yards, TOP 1:30						
1st 03:53 SU - Horan 7 yd pass from Dungey (Szmyt, A. kick) 3 plays, 42 yards, TOP 0:58						
1st 03:43 UC - PINDELL 75 yd run (TARBUTT kick), 1 plays, 75 yards, TOP 0:10						
1st 01:52 SU - Szmyt 33 yd field goal 5 plays, 53 yards, TOP 1:51						
2nd 11:41UCONN - SCOTT 2 yd pass from PINDELL, David (TARBUTT kick) 9 plays, 84 yards, TOP 5:11						
2nd 09:10SU - Dungey, E. 1 yd run (Szmyt, A. kick), 8 plays, 70 yards, TOP 2:31						
3rd 10:35 SU - Riley, S. 69 yd punt return (Szmyt, A. kick)						
3rd 04:27 SU - Szmyt, A. 27 yd field goal 13 plays, 70 yards, TOP 3:45						
4th 14:18 UC - DAVIS 26 yd pass from WASHINGTON (TARBUTT kick) 10 plays, 75 yards, TOP 5:09						
4th 11:21SU - Riley, S. 49 yd pass from Dungey, E. (Szmyt, A. kick) 7 plays, 75 yards, TOP 2:57						
4th 07:43 SU - Szmyt, A. 25 yd field goal 4 plays, 7 yards, TOP 1:03						

SYRACUSE, N.Y. – The UConn football team fell to 1-3 on the season after a 51-21 loss to Syracuse at the Carrier Dome on Saturday afternoon.

The Huskies spotted the Orange a 21-0 lead in the first quarter before putting together a solid stretch of play to close the first half.

From the 3:53 mark of the first quarter to the halftime whistle, the Huskies outscored Syracuse 14-10. David Pindell rattled off a career-high 75-yard touchdown run on a quarterback draw to put the Huskies on the scoreboard.

The UConn defense settled down in the second quarter and created a turnover on a hustle play from redshirt freshman Ian Swenson. Swenson chased down Jarveon Howard and stripped the ball out right before the goal line to give the ball back to the Huskies.

Zavier Scott hauled in his first career touchdown on a two-yard reception from Pindell. Scott led the Huskies with a career-high seven catches for 38 yards out of the backfield.

Redshirt freshman Marvin Williams came into the game at quarterback for the Huskies in the fourth quarter and unleashed his first career touchdown pass to Tyler Davis on a 26-yard pass to Tyler Davis.

Eddie Hahn led the UConn defense with a career-high 11 tackles.

UConn returns to Pratt and Whitney Stadium at Rentschler Field on Saturday, Sept. 29 vs. Cincinnati at 3:30 p.m. on CBS Sports Network.

UConn Individual Leaders

Rushing	No	Gain	Loss	Net	TD	Lg
PINDELL, David	12	113	37	76	1	75
Mensah, Kevin	19	83	7	76	0	13
Passing	Com-Att-INT	Yds	TD	Lg		
PINDELL, David	17-24-1	151	0	29		
Receiving	No	Yds	TD	Lg		
DAVIS, Tyler	3	44	1	26		
BUSS, Kyle	2	42	0	40		
MAYALA, Hergy	5	41	0	13		
SCOTT, Xavier	7	38	1	10		
Punting	No	Yds	Avg	Lg	In20	
MAGLIOZZI, Luke	10	452	45.2	54	0	

Field Goal Attempts

Defense	UT-AT-TT	TFL	Sk	Int
HAHN, Eddie	6-5-11	0	0	0
COYLE, Tyler	8-0-8	0	0	0
MORRISON, Jorda	7-0-7	0	0	0

Syracuse Individual Leaders

Rushing	No	Gain	Loss	Net	TD	Lg
Neal, M.	13	116	0	116	0	26
Dungey, E.	16	84	7	77	3	15
Strickland, D.	5	61	0	61	0	51
Passing	Com-Att-Int	Yds	TD	Lg		
Dungey, E.	21-27-2	286	0	49		
Receiving	No	Yds	TD	Lg		
Riley, S.	6	120	1	49		
Johnson, N.	7	78	0	22		
Harris, T.	2	35	0	31		
Punting	No	Yds	Avg	Lg	In20	
Hofrichter, S.	5	236	47.2	51	3	

Field Goal Attempts

Szmyt, A.	1st	01:52	33	GOOD
Szmyt, A.	3rd	04:27	27	GOOD
Szmyt, A.	4th	07:43	25	GOOD

Defense	UT-AT-TT	TFL	Sk	Int
Whitner, K.	7-2-9	1.0	1.0	0
Fredrick, C.	5-1-6	0	0	0
Perkins, T.	4-2-6	0.5	0	0
Robinson, A.	4-1-5	3.0	3.0	0

UConn Starters and Participants

OFFENSIVE STARTERS

1	MAYALA, Hergy	WR
2	BEALS, Tyraiq	WR
11	BUSS, Kyle	WR
9	DAVIS, Tyler	TE
65	PEART, Matt	RT
56	LEONE, Nino	RG
34	MENSAH, Kevin	RB
5	PINDELL, David	QB
74	VAN DEMARK, Rya	LT
70	DEGEORGE, Cam	LG
63	CROZIER, Ryan	C

DEFENSIVE STARTERS

27	FORTT, Omar	S
31	ROBINSON, Oneil	S
6	HAHN, Eddie	LB
48	JONES, Kevon	LB
44	SWENSON, Ian	HUSK
43	BEAVERS, Darria	DT
52	THOMAS, Caleb	DT
97	PACE, Jonathan	DE
98	UGUAK, Lwal	DE
21	LUCIEN, Jeremy	CB
32	LAZARUS, Shamel	CB

UConn: 10 SCOTT13TURNER 15WILLIAMS
19SKANES 22THOMAS, Eli, 23DIXON 24PAUL
25COYLE 29MORRISON 33WEBB 35CHANEY
39CARROLL 40TARBUTT 42GARDNER, T.J.
45GILMARTIN, Ryan 46GARSON, AJ 47STERLING,
53KEATING, Brian 54 HOLMES, Robert
55HUBBARD 57JONES, Travis 67CESPEDES
7WASHINGTON 71TUNSTALL 8 MCLEAN 80
MAURISEAU 81 GRAHAM 82 DONALDSON, Maso
88 FREEBORN 90 HOLMAN, Zordan 91 ROSE
93 DEVAUGHN 94 MURPHY 96 ATKINS, James
99 MAGLIOZZI, Luke 9B IDEN, Noah



GAME 5 VS. CINCINNATI

2019 UCONN FOOTBALL MEDIA GUIDE

GAME #5 • SEPTEMBER 29, 2018



7

UConn



49

Cincinnati

PRATT & WHITNEY STADIUM
AT RENTSCHLER FIELD • EAST HARTFORD, CONN.

TEAM STATISTICS

	CIN	UConn
Score	49	7
FIRST DOWNS	31	19
RUSHES-YARDS (NET)	53-320	28-85
PASSING YDS (NET)	339	181
Passes Att-Comp-Int	29-23-0	36-14-1
TOTAL OFFENSE PLAYS-YARDS	82-659	64-266
Fumble Returns-Yards	0-0	0-0
Punt Returns-Yards	1-14	2-11
Kickoff Returns-Yards	1-25	3-56
Interception Returns-Yards	1-0	0-0
Punts (Number-Avg)	2-45.5	6-41.0
Fumbles-Lost	2-1	0-0
Penalties-Yards	11-113	2-23
Possession Time	36:55	23:05
Third-Down Conversions	7 of 14	3 of 13
Fourth-Down Conversions	3 of 4	1 of 3
Red-Zone Scores-Chances	6-7	1-3

Cincinnati (5-0)

7 14 21 7 - 49

UConn (1-4)

7 0 0 0 - 7

1st 13:06 UC - BUSS 5 yd pass from PINDELL (TARBUTT kick) 5 plays, 75 yards, TOP 1:54

1st 07:28 CIN - RIDDER 1 yd run (SMITH, Cole kick), 11 plays, 74 yards, TOP 5:38

2nd 14:16 CIN - WARREN 2 yd run (SMITH, Cole kick), 14 plays, 88 yards, TOP 5:15

2nd 00:23 CIN - MEDARIS 15 yd pass from RIDDER (SMITH kick) 6 plays, 79 yards, TOP 0:38

3rd 14:27 CIN - DEGUARA 38 yd pass from RIDDER (SMITH kick) 2 plays, 75 yards, TOP 0:33

3rd 09:27 CIN - WARREN 14 yd run (SMITH, Cole kick), 8 plays, 71 yards, TOP 3:33

3rd 01:18 CIN - THOMAS 1 yd run (SMITH kick), 12 plays, 62 yards, TOP 6:02

4th 12:11 CIN - MOORE 11 yd run (SMITH kick), 6 plays, 80 yards, TOP 2:37

EAST HARTFORD, Conn. --- If nothing else, the UConn football team Huskies got a harsh lesson Saturday about how the smallest of errors can turn into the biggest of problems.

The Huskies were going toe-to-toe with undefeated Cincinnati Saturday afternoon, scoring first, then giving up two TDs, but driving for the tying touchdown in what had the makings of a game-long scoring battle.

With the ball on the Cincinnati 21, however, UConn quarterback David Pindell found tight end Aaron McLean in the end zone, but the big receiver's foot barely touched the sideline and the pass was ruled incomplete. Two plays later, UConn missed a field goal attempt and instead of tying the Bearcats, or at least closing the gap, still found itself trailing 14-7 with 1:01 remaining in the half.

But the momentum margin was a whole lot wider.

Cincinnati (5-0) used the final 1:01 to tack on another score, then blanked the Huskies 28-0 in the second half to hang a 49-7 American Athletic Conference loss on UConn (1-4) at Pratt & Whitney Stadium at Rentschler Field.

"If we could have gotten that touchdown, it would have helped us," UConn coach Randy Edsall said. "But we didn't, and we missed the field goal and that hurt us a little bit. But we let them go down and score and we lost some of the aggressiveness there. We got punched in the mouth and we didn't respond and that's on me."

McLean, who had four catches for 97 yards, was a big target for the Huskies until Cincinnati made adjustments to close him down. Still, he thought he had scored the tying TD just before the half.

"I thought I did," he said. "I just didn't get up high enough. Looking back on it, I just didn't jump high enough. That hurt us, but either way, we can't let that bring us down like it did today and affect us for the rest of the game. We have to keep our heads up and keep playing."

The UConn offense couldn't have started the game on a better note. It took Pindell just five plays to drive the team 75 yards - including a 41-yard pass to McLean - before he hit Kyle Buss in the end zone for a 7-0 lead.

Cincinnati retaliated with a 1-yard TD run by quarterback Desmond Ridder and started the second quarter with a 2-yard TD plunge by Michael Warren for the 14-7 lead.

The two teams battled evenly throughout the second quarter, until UConn began its drive with 4:12 remaining in the half and looked to be headed for a 14-14 deadlock. But the barely-missed TD and the missed field goal clearly changed the momentum.

The rest of the contest belonged to the Bearcats, who finished the game with 659 total yards - 320 on the ground and 345 in the air. UConn had 266 yards, as it equaled its lowest-scoring output of the season.

"The missed field goal kind of killed us because it seemed like a lot of us got down," Pindell said. "Then, we let them have the touchdown down the middle. It's something we have to fix."

UConn safety Tyler Cole was surprised at how quickly the game went from close to a lopsided score.

"That was just horrible how the momentum of the game just shifted," Cole said. "When we missed the field goal, the whole energy of our team deflated. Last week, I thought we took a couple of steps forward. This week, five steps back. This was embarrassing."

UConn knew the Bearcats had a physical team and thought they had prepared for it.

"Obviously, we got physically handed today and didn't do the things we needed to do," Edsall said. "We could get off people and couldn't move people. We got blown off the ball. I think we lost confidence in ourselves and didn't believe in ourselves enough to go play."

The game was UConn's last at Rentschler Field for nearly a month. The Huskies continue their AAC schedule Saturday at Memphis, then will have a bye week before traveling to Tampa to meet USF on Oct. 20. UConn returns to the Rent on Oct. 27 for a Homecoming date against UMass.

UConn Individual Leaders

Rushing	No	Gain	Loss	Net	TD	Lg
SCOTT, Xavier	4	53	0	53	0	33
MENSAH, Kevin	15	34	9	25	0	11

Passing	Com-Att-Int	Yds	TD	Lg
PINDELL, David	9-23-1	125	0	41

Receiving	No	Yds	TD	Lg
MCLEAN, Aaron	4	97	0	41
BUSS, Kyle	4	42	1	26
MAURISSEAU, Her	1	17	0	17

Punting	No	Yds	Avg	Lg	In20
MAGLIOZZI, Luke	6	246	41.0	49	3

Field Goal Attempts					
TARBUTT, Michael	2nd	01:01		37	MISS

Defense	UT-AT-TT	TFL	Sk	Int
COYLE, Tyler	9-5-14	0	0	0
FORTT, Omar	5-5-10	0	0	0
STERLING, Santa	2-7-9	1.5	0	0

UConn Starters and Participants

OFFENSIVE STARTERS

1	MAYALA, Hergy	WR
2	BEALS, Tyraiq	WR
11	BUSS, Kyle	WR
9	DAVIS, Tyler	TE
65	PEART, Matt	T
74	VAN DEMARK, Rya	T
34	MENSAH, Kevin	RB
5	PINDELL, David	QB
56	LEONE, Nino	G
70	DEGEORGE, Cam	G
63	CROZIER, Ryan	C

DEFENSIVE STARTERS

25	COYLE, Tyler	S
27	FORTT, Omar	S
6	HAHN, Eddie	LB
48	JONES, Kevon	LB
44	SWENSON, Ian	HUSK
52	THOMAS, Caleb	DT
57	JONES, Travis	DT
93	DEVAUGHN, Plerc	DT
43	BEAVERS, Darrin	DE
21	LUCIEN, Jeremy	CB
32	LAZARUS, Shamel	CB

UConn: 10 SCOTT, 13 TURNER, 15 WILLIAMS, Don, 19 SKANES, 24 PAUL, 29 MORRISON, 3 BURNETT, 31 ROBINSON, 33 WEBB, 35 CHANEY, 39 CARROLL, 40 TARBUTT, 42 GARDNER, 45 GILMARTIN, 46 GARSON, 47 STERLING, 53 KEATING, 54 HOLMES, 55 HUBBARD, 67 CESPEDES, 7 WASHINGTON, 71 TUNSTALL, 8 MCLEAN, 80 MAURISSEAU, 81 GRAHAM, 82 DONALDSON, 88 FREEBORN, 90 HOLMAN, 91 ROSE, 92 STEER, 94 MURPHY, 96 ATKINS, 97 PACE, 98 UGUAK, 99 MAGLIOZZI, Luke

Cincinnati Individual Leaders

Rushing	No	Gain	Loss	Net	TD	Lg
WARREN, Michael	13	106	0	106	2	37
BOOSE, Taylor	7	69	3	66	0	49
THOMAS, Tavion	10	56	0	56	1	13

Passing	Com-Att-Int	Yds	TD	Lg
RIDDER, Des	20-26-2	270	0	38

Receiving	No	Yds	TD	Lg
DEGUARA, Josiah	5	112	1	38
MBODJ, Malick	1	51	0	51
GEDDIS, Thomas	5	45	0	13

Punting	No	Yds	Avg	Lg	In20
SMITH, James	2	91	45.5	46	0

Field Goal Attempts

Defense	UT-AT-TT	TFL	Sk	Int
YOUNG, Perry	4-4-8	0	0	0
FITZ, Kimoni	3-2-5	2.5	0	0
HICKS, Ja'von	2-2-4	0	0	0
TUCKY, Ethan	1-2-3	0.5	0.5	0

GAME 6 AT MEMPHIS

2019 UCONN FOOTBALL MEDIA GUIDE



GAME #6 • OCTOBER 6, 2018



UCONN

14



MEMPHIS

55

LIBERTY BOWL
MEMPHIS, TENN.

TEAM STATISTICS

	UCONN	MEM
FIRST DOWNS	19	26
Rushing	4	16
Passing	14	9
Penalty	1	1
NET YARDS RUSHING	112	378
Rushing Attempts	30	40
Average Per Rush	3.7	9.4
Rushing Touchdowns	1	6
Yards Gained Rushing	122	397
Yards Lost Rushing	10	19
NET YARDS PASSING	215	256
Completions-Attempts-Int	24-43-3	17-19-0
Average Per Attempt	5.0	13.5
Average Per Completion	9.0	15.1
Passing Touchdowns	1	2
TOTAL OFFENSE YARDS	327	634
Total offense plays	73	59
Average Gain Per Play	4.5	10.7
Fumbles: Number-Lost	2-1	0-0
Penalties: Number-Yards	3-25	9-90
PUNTS-YARDS	5-211	1-36
Average Yards Per Punt	42.2	36.0
Net Yards Per Punt	32.6	36.0
Inside 20	1	1
50+ Yards	0	0
Touchbacks	0	0
Fair catch	0	0
KICKOFFS-YARDS	3-184	9-580
Average Yards Per Kickoff	61.3	64.4
Net Yards Per Kickoff	31.0	43.1
Touchbacks	1	7
Fair Catch Yards	0	0
Punt returns: Number-Yards-TD	0-0-0	3-28-0
Average Per Return	0.0	9.3
Kickoff returns: Number-Yds-TD	2-17-0	2-66-0
Average Per Return	8.5	33.0
Interceptions: Number-Yds-TD	0-0-0	3-35-0
Fumble Returns: Number-Yds-TD	0-0-0	0-0-0
Miscellaneous Yards	0	0
Possession Time	34:21	25:39
1st Quarter	8:27	6:33
2nd Quarter	10:50	4:10
3rd Quarter	7:18	7:42
4th Quarter	7:46	7:14
Third-Down Conversions	8 of 17	5 of 8
Fourth-Down Conversions	1 of 1	1 of 2
Red-Zone Scores-Chances	2-2	3-3
Touchdowns	2-2	3-3
Field goals	0-2	0-3
Sacks By: Number-Yards	1-5	1-8
PAT Kicks	2-2	7-8
Field Goals	0-0	0-1
Points off turnovers	0	14

UConn Starters and Participants

OFFENSIVE STARTERS

1	MAYALA, Hergy	WR
2	BEALS, Tyraiq	WR
8	MCLEAN, Aaron	TE
9	DAVIS, Tyler	TE
65	PEART, Matt	RT
36	LEONE, Nino	RG
34	MENSAH, Kevin	RB
5	PINDELL, David	QB
74	VAN DEMARK, Rya	LT
70	DEGEORGE, Cam	LG
63	CROZIER, Ryan	C

DEFENSIVE STARTERS

25	COYLE, Tyler	S
27	FORTT, Omar	S
6	HAHN, Eddie	LB
48	JONES, Kevon	LB
44	SWENSON, Ian	HSKY
43	BEAVERS, Darria	DT
52	THOMAS, Caleb	DT
57	JONES, Travis	DE
98	UGUAK, Lwal	DE
21	LUCIEN, Jeremy	CB
39	CARROLL, Ryan	CB

UConn: 10 SCOTT, 11 BUSS, 13 TURNER, 14 HERRING-WILSON, 15 WILLIAMS, D. 23 DIXON, 24 PAUL, 3 BURNETT 31 ROBINSON, 37 WILLIAMS, Ky. 42 GARDNER, 45 GILMARTIN, 46 GARSON, 47 STERLING, 49 WILLIAMS, Rh. 4C HARRIS, 53 KEATING, 54 HOLMES, 55 HUBBARD, 58 OKOUNAM, 67 CESPEDES, 7 WASHINGTON, 71 TUNSTALL, 81 GRAHAM, 82 DONALDSON, 87 HAIRSTON, 88 FREEBORN, 91 ROSE, 94 MURPHY, 96 ATKINS, 97 PACE, 99 MAGLIOZZI 9B IDEN

UConn (1-5) 7 7 0 0 - 14
Memphis (4-2) 13 28 7 7 - 55
1st 13:12 MEM - MAGNIFICO 44 yd pass from WHITE (PATTERSON kick) 6 plays, 75 yards, TOP 1:48
1st 05:40 UC - PINDELL 4 yd run (HARRIS kick), 17 plays, 75 yards, TOP 7:32
1st 00:55 MEM - HENDERSON 2 yd run (PATTERSON kick failed), 11 plays, 68 yards, TOP 4:36
2nd 11:23 MEM - HENDERSON 61 yd run (PATTERSON kick), 1 plays, 61 yards, TOP 0:13
2nd 08:15 MEM - TAYLOR 35 yd run (PATTERSON kick), 4 plays, 77 yards, TOP 1:33
2nd 05:56 MEM - TAYLOR 35 yd run (PATTERSON kick), 4 plays, 46 yards, TOP 1:23
2nd 03:10 MEM - HENDERSON 26 yd run (PATTERSON, R. kick), 2 plays, 62 yards, TOP 0:35
2nd 00:26 UC - DIXON 14 yd pass from PINDELL (HARRIS, Clayton kick) 8 plays, 83 yards, TOP 2:38
3rd 08:21 MEM - TAYLOR 12 yd run (PATTERSON, R. kick), 10 plays, 84 yards, TOP 4:20
4th 05:59 MEM - GIBSON 17 yd pass from ADAIR (PATTERSON, R. kick) 5 plays, 34 yards, TOP 3:04

MEMPHIS, Tenn. – The UConn football team traveled to Memphis and lost 55-14 on Saturday night at Liberty Bowl Memorial Stadium. UConn is 1-5 and 0-3 in The American this season.

UConn got off to a great start offensively by scoring a touchdown on its opening drive of the game. David Pindell capped a 17-play, 75-yard drive with a four-yard touchdown run. His fifth rushing touchdown of the season.

The drive last 7:32 and was the longest touchdown drive of the season for UConn. The Huskies had a 7:32 scoring drive vs. UCF (Aug. 30) that resulted in a field goal. The 17-plays is tied for second in UConn history.

The UConn defense could not hold the Memphis offense down, allowing 378 rushing yards and 634 yards total. It is the fourth time UConn has allowed 50 points or more in a game this year.

Keyion Dixon hauled in the other UConn touchdown with a 14 yard reception in the second quarter. It was the first touchdown reception for Dixon this season. Pindell has thrown touchdown passes to seven different players this season.

Wide receiver Cameron Hairston and tight end Jay Rose both secured milestones by snagging their first career catches.

Omar Fortt led the Huskies on the defensive side of the ball with 13 tackles. Ian Swenson had the lone sack of the night for UConn.

The Huskies will have a bye week this week and gear up for a Saturday, Oct. 20 contest at USF.

UConn Individual Leaders

Rushing	No	Gain	Loss	Net	TD	Lg
SCOTT, Xavier	6	46	2	44	0	29
PINDELL, David	8	35	0	35	1	10
Passing	Com-Att-Int		Yds	TD	Lg	
PINDELL, David	22-37-1		190	2	23	
Receiving	No	Yds	TD	Lg		
MCLEAN, Aaron	6	64	0	18		
MAYALA, Hergy	5	47	0	23		
SCOTT, Xavier	3	38	0	22		
Punting	No	Yds	Avg	Lg	In20	
MAGLIOZZI, Luke	5	211	42.2	48	1	

Field Goal Attempts

Defense	UT-AT-TT	TFL	Sk	Int
FORTT, Omar	7-6-13	0	0	0
SWENSON, Ian	4-3-7	2.0	1.0	0
COYLE, Tyler	3-3-6	0	0	0
STERLING, Santa	5-1-6	1.0	0	0

Memphis Individual Leaders

Rushing	No	Gain	Loss	Net	TD	Lg
HENDERSON, D.	14	178	4	174	3	61
TAYLOR, Patrick	11	163	2	161	3	35
TAYLOR, Tim	4	27	0	27	0	17
Passing	Com-Att-Int		Yds	TD	Lg	
WHITE, Brady	16-18-1		239	0	44	
Receiving	No	Yds	TD	Lg		
DYKES, Sean	3	62	0	28		
COXIE, Damonte	2	46	0	25		
POLLARD, Tony	4	44	0	18		

Punting	No	Yds	Avg	Lg	In20
WILLIAMS, Adam	1	36	36.0	36	1

Field Goal Attempts

PATTERSON, R. 2nd 00:00 51 MISSED

Defense	UT-AT-TT	TFL	Sk	Int
AKINS, Curtis	4-4-8	0	0	0
BLAKE, Sanchez	4-3-7	0	0	0
HUFF, Bryce	5-1-6	2.5	0	0



GAME 7 AT USF

2019 UCONN FOOTBALL MEDIA GUIDE

GAME #7 • OCTOBER 20, 2018



UConn

30



USF

38

RAYMOND JAMES STADIUM TAMPA, FLA.

TEAM STATISTICS

	UConn	USF
FIRST DOWNS	24	24
Rushing	17	16
Passing	5	8
Penalty	2	0
NET YARDS RUSHING	322	346
Rushing Attempts	51	37
Average Per Rush	6.3	9.4
Rushing Touchdowns	4	4
Yards Gained Rushing	338	363
Yards Lost Rushing	16	17
NET YARDS PASSING	133	265
Completions-Attempts-Int	10-21-1	20-28-2
Average Per Attempt	6.3	9.5
Average Per Completion	13.3	13.2
Passing Touchdowns	0	1
TOTAL OFFENSE YARDS	455	611
Total offense plays	72	65
Average Gain Per Play	6.3	9.4
Fumbles: Number-Lost	0-0	1-1
Penalties: Number-Yards	4-25	9-90
PUNTS-YARDS	6-281	3-131
Average Yards Per Punt	46.8	43.7
Net Yards Per Punt	48.2	37.0
Inside 20	3	1
50+ Yards	2	1
Touchbacks	0	1
Fair catch	1	2
KICKOFFS-YARDS	6-323	7-406
Average Yards Per Kickoff	53.8	58.0
Net Yards Per Kickoff	26.3	37.9
Touchbacks	1	3
Fair Catch Yards	0	0
Punt returns: Number-Yards-TD	0-0-0	2--8-0
Average Per Return	0.0	-4.0
Kickoff returns: Number-Yards-TD	4-66-0	5-140-0
Average Per Return	16.5	28.0
Interceptions: Number-Yds-TD	2-0-0	1-0-0
Fumble Returns: Number-Yards-TD	1-0-0	0-0-0
Miscellaneous Yards	0	0
Possession Time	34:19	25:41
1st Quarter	8:47	6:13
2nd Quarter	5:47	9:13
3rd Quarter	10:06	4:54
4th Quarter	9:39	5:21
Third-Down Conversions	3 of 11	4 of 11
Fourth-Down Conversions	0 of 1	0 of 0
Red-Zone Scores-Chances	4-4	4-5
Touchdowns	4-4	3-5
Field goals	0-4	1-5
Sacks By: Number-Yards	1-3	2-15
PAT Kicks	3-4	5-5
Field Goals	1-1	1-2
Points off turnovers	10	7

UConn Starters and Participants

OFFENSIVE STARTERS

1	MAYALA, Hergy	WR
23	DIXON, Keyion	WR
8	MCLEAN, Aaron	TE
91	ROSE, Jay	TE
65	PEARL, Matt	RT
66	LEONE, Nino	RG
34	MENSAH, Kevin	RB
5	PINDELL, David	QB
74	VAN DEMARK, Ryan	LT
70	DEGEORGE, Cam	LG
63	CROZIER, Ryan	C

DEFENSIVE STARTERS

25	COYLE, Tyler	S
27	FORTT, Omar	S
6	HAHN, Eddie	LB
41	TERRY, Marsha	LB
48	JONES, Kevin	LB
52	THOMAS, Caleb	DT
57	JONES, Travis	DT
97	PACE, Jonathan	DE
98	UGUAK, Lwal	DE
14	HERRING-WILSON	CB
39	CARROLL, Ryan	CB

UConn: 10 SCOTT 11 BUSS, 12 BISACK, 13 TURNER, 15 WILLIAMS, Don. 2 BEALS, 20 KING III, 24 PAUL, 3 BURNETT, 31 ROBINSON, 42 GARDNER, 43 BEAVERS, 44 SWENSON, 46 GARSON, 47 STERLING, 4C HARRIS, 53 KEATING, 54 HOLMES, 58 OKOUNAM, 67 CESPEDES, 81 GRAHAM, 82 DONALDSON, 87 HAIRSTON, 88 FREEBORN, 9 DAVIS, Tyler 90 HOLMAN, 96 ATKINS, 99 MAGLIOZZI, Luke 9B IDEN, Noah

UConn (1-6) 7 0 7 16 - 30
Tulsa (7-0) 0 7 17 14 - 38
1st 08:33 UC - MENSAH 10 yd run (HARRIS kick), 5 plays, 58 yards, TOP 2:28
2nd 00:43USF - FORD, Johnny 15 yd run (WEISS kick), 7 plays, 80 yards, TOP 2:17
3rd 14:49USF - ST. FELIX 75 yd pass from BARNETT(WEISS kick) 1 plays, 75 yards, TOP 0:11
3rd 06:07 USF - WEISS 30 yd field goal 5 plays, 77 yards, TOP 1:42
3rd 03:14 UC - PINDELL 10 yd run (HARRIS kick), 7 plays, 80 yards, TOP 2:53
3rd 02:34USF - BARNETT, 20 yd run (WEISS kick), 2 plays, 25 yards, TOP 0:40
4th 14:36 USF - FORD 15 yd run (WEISS kick), 1 plays, 15 yards, TOP 0:07
4th 08:56 UC - MENSAH 4 yd run (HARRIS kick blocked), 11 plays, 75 yards, TOP 5:40
4th 07:20UC - HARRIS 38 yd field goal 4 plays, 6 yards, TOP 1:20
4th 04:46 USF - FORD 43 yd run (WEISS kick), 6 plays, 77 yards, TOP 2:34
4th 02:24 UC - PINDELL 12 yd run (HARRIS kick), 8 plays, 75 yards, TOP 2:22

TAMPA, Fla. -- The UConn football team put forth a spirited effort at No. 20/21 USF that resulted in a 38-30 loss at Raymond James Stadium on Saturday night.

The Huskies led throughout the majority of the first half with a great defensive effort that limited the Bull's offense to just seven points.

UConn received two takeaways on its first two defensive possessions. Santana Sterling and Omar Fortt grabbed interceptions to set the tone in the early going.

The Huskies took advantage of Sterling's interception by rolling down the field and scoring on a 10-yard Kevin Mensah touchdown run. The Huskies totaled 60 yards on the ground on its 64-yard touchdown drive.

The defense secured the two takeaways and forced the USF defense to punt on three occasions in the first half.

UConn led 7-0 until 0:43 left in the first half. The Bulls rattled off a seven-play, 80-yard drive to even the score, 7-7.

The Bulls carried that momentum into the second half and took its first lead of the game on the first offensive play of the third quarter. Blake Barnett found St. Felix for a 75-yard touchdown pass to make it 14-7 Bulls.

The Bulls tried to distance themselves at the end of the third quarter with a 30-yard field goal to make it 17-7 but UConn immediately responded. David Pindell capped a seven-play, 80-yard drive with a 10-yard rushing touchdown.

Mensah rushed for his second touchdown of the night from four yards out mid-way through the fourth quarter to make it 31-20 Bulls.

After the Mensah touchdown, the UConn defense earned another takeaway, its third of the night, to set up the offense in great position. The Huskies could not capitalize with a touchdown but Clayton Harris kicked his first career field goal, a 38-yarder, to make it a one-score game at 31-23.

David Pindell rushed for a career-high 195 rushing yards and scored a pair of touchdowns including a 12-yard run with 2:24 left in the fourth quarter to make it 38-30, USF.

UConn attempted an onside kick and recovered but an offsidess penalty negated the recovery. USF recovered the re-kick and the Bulls ran out the clock to secure their seventh win of the season.

David Pindell (197) and Kevin Mensah (120) both eclipsed the 100-yard rushing mark for the second time this season (9/15, URI). The duo each totaled two rushing touchdowns on the night.

other drives that ended with field goals by kicker Mike Tarbutt that bothered the UConn quarterback.

UConn Individual Leaders

Rushing	No	Gain	Loss	Net	TD	Lg
PINDELL, David	28	213	16	197	2	28
MENSAH, Kevin	19	120	0	120	2	34

Passing	Com-Att-Int	Yds	TD	Lg
PINDELL, David	10-21-0	133	1	36

Receiving	No	Yds	TD	Lg
MAYALA, Hergy	5	61	0	22
BUSS, Kyle	1	36	0	36
MCLEAN, Aaron	2	28	0	24

Punting	No	Yds	Avg	Lg	In20
MAGLIOZZI, Luke	6	281	46.8	58	3

Field Goal Attempts				
HARRIS, Clayton	4th	07:20	38	GOOD

Defense	UT-AT-TT	TFL	Sk	Int
ROBINSON, Oneil	7-2-9	2.0	0	0
COYLE, Tyler	7-0-7	0	0	0
FORTT, Omar	6-1-7	1.0	0	1

Tulsa Individual Leaders

Rushing	No	Gain	Loss	Net	TD	Lg
FORD, Johnny	7	164	0	164	3	78
CRONKRITE, J	16	110	7	103	0	36

Passing	Com-Att-Int	Yds	TD	Lg
BARNETT, Blake	20-28-1	265	2	75

Receiving	No	Yds	TD	Lg
ST. FELIX, R	2	123	1	75
McCANTS, Tyre	6	49	0	20
WILCOX, Mitch	4	43	0	15

Punting	No	Yds	Avg	Lg	In20
SCHNEIDER, T	3	131	43.7	54	1

Field Goal Attempts				
WEISS, Coby	3rd	10:25	34	MISSED
WEISS, Coby	3rd	06:07	30	GOOD

Defense	UT-AT-TT	TFL	Sk	Int
LaPOINTE, Mekhi	7-4-11	0	0	0
ROBERTS, Nick	8-2-10	0	0	1
REAVES, Greg	5-3-8	0	0	0

GAME 8 VS UMASS



2019 UCONN FOOTBALL MEDIA GUIDE

GAME #8 • OCTOBER 27, 2018



17

UConn



22

MISSOURI

PRATT & WHITNEY STADIUM
AT RENTSCHLER FIELD • EAST HARTFORD, CONN

TEAM STATISTICS

	UMASS	UConn
FIRST DOWNS	20	11
Rushing	12	11
Passing	7	0
Penalty	1	0
NET YARDS RUSHING	247	250
Rushing Attempts	53	44
Average Per Rush	4.7	5.7
Rushing Touchdowns	1	2
Yards Gained Rushing	273	259
Yards Lost Rushing	26	9
NET YARDS PASSING	197	15
Completions-Attempts-Int	8-15-1	4-6-1
Average Per Attempt	2.0	2.5
Average Per Completion	24.6	3.8
Passing Touchdowns	2	0
TOTAL OFFENSE YARDS	444	265
Total offense plays	68	50
Average Gain Per Play	6.5	5.3
Fumbles: Number-Lost	3-1	0-0
Penalties: Number-Yards	2-15	2-25
PUNTS-YARDS	3-98	5-180
Average Yards Per Punt	32.7	36.0
Net Yards Per Punt	32.7	35.6
Inside 20	0	2
50+ Yards	0	0
Touchbacks	0	0
Fair catch	0	1
KICKOFFS-YARDS	5-246	4-206
Average Yards Per Kickoff	49.2	51.5
Net Yards Per Kickoff	37.6	38.8
Touchbacks	0	1
Punt returns: Number-Yards-TD	1-2-0	0-0-0
Average Per Return	2.0	0.0
Kickoff returns: Number-Yds-TD	2-26-0	5-58-0
Average Per Return	13.0	11.6
Interceptions: Number-Yds-TD	1-0-0	1-11-0
Fumble Returns: Number-Yds-TD	0-0-0	0-0-0
Miscellaneous Yards	0	0
Possession Time	31:56	28:04
1st Quarter	8:04	6:56
2nd Quarter	5:55	9:05
3rd Quarter	7:24	7:36
4th Quarter	10:33	4:27
Third-Down Conversions	6 of 15	3 of 11
Fourth-Down Conversions	2 of 3	0 of 2
Red-Zone Scores-Chances	2-2	1-2
Touchdowns	1-2	1-2
Field goals	1-2	0-2
Sacks By: Number-Yards	1-6	0-0
PAT Kicks	1-2	2-2
Field Goals	1-2	1-1
Points off turnovers	0	3

UMass (3-6) 3 0 6 13 - 22
UConn (1-7) 7 0 7 3 - 17
1st 11:24 UC - MENSAH 1 yd run (TARBUTT kick), 7 plays, 82 yards, TOP 3:36
1st 08:01UMASS - GARCIA 20 yd field goal 9 plays, 62 yards, TOP 3:23
3rd 11:17 UC - PINDELL 25 yd run (TARBUTT kick), 5 plays, 65 yards, TOP 2:31
3rd 08:43UMASS - ISABELLA 38 yd pass from COMIS (CAGGIANO kick failed) 7 plays, 75 yards, TOP 2:34
4th 12:27UConn - TARBUTT 41 yd field goal 9 plays, 34 yards, TOP 4:58
4th 12:12UM - SIMON 67 yd pass from COMIS (COMIS rush failed) 1 plays, 67 yards, TOP 0:15
4th 03:39UM - YOUNG 3 yd run (GARCIA kick), 11 plays, 81 yards, TOP 6:48

EAST HARTFORD, Conn. - With a consistent rain falling at Pratt and Whitney Stadium at Rentschler Field, the UConn football team lost to UMass 22-17 to fall to 1-7 on the season.

UConn got off to a great start by scoring a touchdown on the opening drive of the game. Kevin Mensah capped a seven-play, 82-yard drive with a one-yard touchdown run.

The UConn defense played extremely well in the first half by only allowing three points to the Minutemen. The 7-3 lead at halftime for the Huskies was the second time this season UConn led at the half.

UConn started fast in the second half with a 25-yard touchdown run from David Pindell to extend the UConn lead to 14-7. Pindell finished the game with 120 yards rushing, eclipsing the 100-yard mark for the fourth time this season.

Pindell broke the single-season rushing mark for a UConn quarterback by passing Pete Petrillo (676 yards) in 1967. The senior quarterback has totaled 784 yards on the ground this season.

With the Huskies leading 14-3 late in the third quarter, defensive lineman Kevin Murphy recorded his first career interception to keep the Minutemen off the board.

After the turnover, the Minutemen outscored the Huskies 19-3 to come back and win 22-17.

Next up, the Huskies head on the road to Tulsa to play the Golden Hurricane at 7 p.m. on Saturday, Nov. 3.

The Huskies play their final game of the season at Rentschler Field on Saturday (3:30 p.m.), playing host to American Conference opponent USF.

UConn Individual Leaders

Rushing	No	Gain	Loss	Net	TD	Lg
PINDELL, David	21	126	6	120	1	25
MENSAH, Kevin	21	85	3	82	1	15

Passing	Com-Att-Int	Yds	TD	Lg
PINDELL, David	4-6-0	15	1	7

Receiving	No	Yds	TD	Lg
SCOTT, Xavier	1	7	0	7
DIXON, Keyion	1	4	0	4

Punting	No	Yds	Avg	Lg	In20
MAGLIOZZI, Luke	5	180	36.0	42	2

Field Goal Attempts	Yds	TD	Int
TARBUTT, Michae4th	12:27	41	GOOD

Defense	UT-AT-TT	TFL	Sk	Int
TERRY, Marshe	3-8-11	1.0	0	0
JONES, Kevon	3-6-9	0.5	0	0
STERLING, Santa	3-4-7	1.0	0	0

Missouri Individual Leaders

Rushing	No	Gain	Loss	Net	TD	Lg
YOUNG, Marquis	26	150	2	148	1	30
COMIS, Ross	12	76	13	63	0	18

Passing	Com-Att-Int	Yds	TD	Lg
COMIS, Ross	8-15-2	197	2	67

Receiving	No	Yds	TD	Lg
ISABELLA, Andy	4	78	1	38
SIMON, Zak	1	67	1	67

Punting	No	Yds	Avg	Lg	In20
GEORGOPOULOS	3	98	32.7	43	0

Field Goal Attempts	Yds	TD	Int
GARCIA, Cooper 1st	08:01	20	GOOD
GARCIA, Cooper 2nd	00:00	42	MISSED

Defense	UT-AT-TT	TFL	Sk	Int
BARR, Bryton	5-3-8	1.0	1.0	0
FLANAGAN JR., L	2-5-7	0	0	0
OGBONNA, C.	2-5-7	1.0	0	0

UConn Starters and Participants

OFFENSIVE STARTERS

1	MAYALA, Hergy	WR
23	DIXON, Keyion	WR
8	MCLEAN, Aaron	TE
9	DAVIS, Tyler	TE
65	PEART, Matt	TE
74	VAN DEMARK, Rya	T
34	MENSAH, Kevin	RB
5	PINDELL, David	QB
56	LEONE, Nino	CB
70	DEGEORGE, Cam	CB
63	CROZIER, Ryan	CB

DEFENSIVE STARTERS

25	COYLE, Tyler	S
31	ROBINSON, Onell	S
47	HAHN, Eddie	LB
47	STERLING, Santa	LB
52	THOMAS, Caleb	DT
57	JONES, Travis	DT
43	BEAVERS, Darria	DE
98	UGUAK, Lwal	DE
27	FORTT, Omar	CB
14	HERRING-WILSON	CB
39	CARROLL, Ryan	CB

UConn: 10 SCOTT, 11 BUSS, 13 TURNER, 15 WILLIAMS, Don, 19 SKANES, Quay, 21 BEALS, 22 THOMAS, Eli, 40 TARBUTT, 41 TERRY, 42 GARDNER, 44 WENSON, 46 GARDON, 48 JONES, Kev, 53 KEATING, 54 HOLMES, 58 OKOUNAM, 62 CESPEDES, 81 GRAHAM, 82 DONALDSON, 87 HAIRSTON, 88 FREEBORN, 90 HOLMAN, 91 ROSE, 94 MURPHY, 96 ATKINS, 97 PACE, 99 MAGLIOZZI



GAME 9 VS TULSA

2019 UCONN FOOTBALL MEDIA GUIDE

GAME #9 • NOVEMBER 3, 2018



UCONN

19



TULSA

49

H.A. CHAPMAN STADIUM
TULSA, OKLA.

TEAM STATISTICS

	UCONN	TLS
FIRST DOWNS	23	25
Rushing	13	18
Passing	8	7
Penalty	2	0
NET YARDS RUSHING	255	470
Rushing Attempts	50	57
Average Per Rush	5.1	8.2
Rushing Touchdowns	0	3
Yards Gained Rushing	270	499
Yards Lost Rushing	15	29
NET YARDS PASSING	232	168
Completions-Attempts-Int	14-28-1	9-14-0
Average Per Attempt	8.3	12.0
Average Per Completion	16.6	18.7
Passing Touchdowns	2	4
TOTAL OFFENSE YARDS	487	638
Total offense plays	78	71
Average Gain Per Play	6.2	9.0
Fumbles: Number-Lost	2-2	1-1
Penalties: Number-Yards	6-60	5-45
PUNTS-YARDS	4-124	1-67
Average Yards Per Punt	31.0	67.0
Net Yards Per Punt	31.0	67.0
Inside 20	0	1
50+ Yards	0	1
Touchbacks	0	0
Fair catch	0	0
KICKOFFS-YARDS	5-322	8-503
Average Yards Per Kickoff	64.4	62.9
Net Yards Per Kickoff	39.0	38.1
Touchbacks	4	5
Fair Catch Yards	0	0
Punt returns: Number-Yards-TD	0-0-0	0-0-0
Average Per Return	0.0	0.0
Kickoff returns: Number-Yds-TD	3-73-0	1-27-0
Average Per Return	24.3	27.0
Interceptions: Number-Yds-TD	0-0-0	1-0-0
Fumble Returns: Number-Yds-TD	0-0-0	0-0-0
Miscellaneous Yards	0	0
Possession Time	33:21	26:39
1st Quarter	9:07	5:53
2nd Quarter	7:41	7:19
3rd Quarter	7:19	7:41
4th Quarter	9:14	5:46
Third-Down Conversions	9 of 17	7 of 12
Fourth-Down Conversions	0 of 1	0 of 3
Red-Zone Scores-Chances	1-3	5-6
Touchdowns	1-3	5-6
Field goals	0-3	0-6
Sacks By: Number-Yards	2-12	2-8
PAT Kicks	1-1	7-7
Field Goals	2-2	0-0
Points off turnovers	7	7

UConn Starters and Participants

OFFENSIVE STARTERS

1	MAYALA, Hergy	WR
11	BUSS, Kyle	WR
23	DIXON, Keyion	WR
8	MCLEAN, Aaron	TE
34	MENSAH, Kevin	RB
5	PINDELL, David	QB
65	PEARL, Matt	OT
74	VAN DEMARK, Rya	OT
56	LEONE, Nino	OG
70	DEGEORGE, Cam	OG
63	CROZIER, Ryan	C

DEFENSIVE STARTERS

25	COYLE, Tyler	S
27	FORTT, Omar	S
6	HAHN, Eddie	LB
47	STERLING, Santa	LB
31	ROBINSON, Oneil	HSKY
52	THOMAS, Caleb	DT
57	JONES, Travis	DT
97	PACE, Jonathan	DE
98	UGUAK, Lwal	DE
14	HERRING-WILSON	CB
39	CARROLL, Ryan	CB

UConn: 10 SCOTT, 13 TURNER, 15 WILLIAMS, Don, 19 SKANES, Quay, 2 BEALS, 20 KING II, 21 LUCIEN, 24 PAUL, 28 BLACK, 3 BURNETT, 35 MONCTON, 40 TARBUTT, 41 TERRY, 42 GARDNER, 44 JOHNSON, 46 GARSON, 48 JONES, Kev, 49 WILLIAMS, Rha, 53 KEATING, 54 HOLMES, 58 OKOUNAM, 67 CESPEDES, 71 TUNSTALL, 81 GRAHAM, 82 DONALDSON, 87 HAIRSTON, 88 FREEBORN, 90 HOLMAN, 91 ROSE, 94 MURPHY, 96 ATKINS, 97 PACE, 99 MAGLIOZZI

UConn (1-8) 10 3 0 6 - 19
Tulsa (2-7) 0 28 21 0 - 49
1st 07:21 UCONN - BUSS, Kyle 80 yd pass from PINDELL, David (TARBUTT, Michae kick) 1 plays, 80 yards, TOP 0:10
1st 00:20 UCONN - TARBUTT, Michae 44 yd field goal 7 plays, 30 yards, TOP 3:50
2nd 12:11 TLS - STOKES 3 yd pass from BOOMER (ROMO, J. kick) 8 plays, 75 yards, TOP 3:09
2nd 08:52 UC - TARBUTT 50 yd field goal 6 plays, 42 yards, TOP 3:19
2nd 06:40 TLS - BOOMER 1 yd run (ROMO, J. kick), 7 plays, 75 yards, TOP 2:12
2nd 03:41 TLS - JOHNSON 26 yd pass from BOOMER (ROMO kick) 4 plays, 76 yards, TOP 1:14
2nd 01:11 TLS - TAYLOR II 6 yd run (ROMO kick), 7 plays, 71 yards, TOP 1:04
3rd 11:47 TLS - NEPH 38 yd pass from BOOMER (ROMO, J. kick) 7 plays, 75 yards, TOP 3:13
3rd 08:59 TLS - HOBBS 18 yd pass from BOOMER (ROMO kick) 6 plays, 50 yards, TOP 2:01
3rd 02:15 TLS - MARTIN 11 yd run (LACEY kick), 6 plays, 70 yards, TOP 2:27
4th 00:44 UC - DAVIS 3 yd pass from PINDELL (PINDELL pass failed) 13 plays, 63 yards, TOP 4:32

TULSA, Okla. - The UConn football team got off to a great start on Saturday night at Tulsa but ultimately lost to the Golden Hurricane, 49-19.

UConn (1-8, 0-5) built a 10-0 lead at the end of the first quarter after an 80-yard touchdown pass from senior quarterback David Pindell to senior wideout Kyle Buss. The Huskies capitalized on the touchdown after Tyler Coyle recovered a fumble in the end zone as the Golden Hurricane were primed to get on the scoreboard.

The Huskies tacked onto their only lead on a 44-yard field goal from Michael Tarbutt to create the double-digit advantage. Tarbutt added a 50-yard field goal in the second quarter for the Huskies.

Tulsa scored touchdowns on its next seven possessions to blow the game open in the third quarter, 49-13.

Kyle Buss hauled in a career-high 129 yards on six receptions while David Pindell rushed for 100 yards or more for the fifth time this season. The quarterback finished the game with 150 yards on the ground.

The Huskies scored a touchdown late in the fourth quarter on a three-yard pass from Pindell to tight end Tyler Davis.

UConn returns to Pratt and Whitney Stadium at Rentschler Field next Saturday, Nov. 10 against SMU at noon on ESPN3/WatchESPN.

Mensah, however, more than matched up. Just as Edsall said, as the game slows down for him, his effectiveness goes up.

UConn Individual Leaders

Rushing	No	Gain	Loss	Net	TD	Lg
PINDELL, David	23	159	9	150	0	24
MENSAH, Kevin	17	70	3	67	0	14

Passing	Com-Att-Int	Yds	TD	Lg
PINDELL, David	14-28-2	232	1	80

Receiving	No	Yds	TD	Lg
BUSS, Kyle	6	129	1	80
DIXON, Keyion	1	39	0	39
BEALS, Tyraiq	1	33	0	33

Punting	No	Yds	Avg	Lg	In20
MAGLIOZZI, Luke	4	124	31.0	39	0

Field Goal Attempts

TARBUTT, Michae1st	00:20	44	GOOD
TARBUTT, Michae2nd	08:52	50	GOOD

Defense	UT-AT-TT	TFL	Sk	Int
ROBINSON, Oneil	10-5-15	0	0	0
HAHN, Eddie	2-9-11	1.5	0	0
FORTT, Omar	4-5-9	0	0	0
COYLE, Tyler	4-3-7	1.0	0	0

Tulsa Individual Leaders

Rushing	No	Gain	Loss	Net	TD	Lg
BROOKS, S.	17	157	6	151	0	32
TAYLOR II, C.	18	137	4	133	1	48

Passing	Com-Att-Int	Yds	TD	Lg
BOOMER, S.	9-14-0	168	4	38

Receiving	No	Yds	TD	Lg
NEPH, C.	2	57	1	38
HOBBS, J.	2	45	1	27
JOHNSON, K.	2	34	1	26

Punting	No	Yds	Avg	Lg	In20
BENNETT, T.	1	67	67.0	67	1

Field Goal Attempts

Defense	UT-AT-TT	TFL	Sk	Int
EDMISTON, C.	5-5-10	1.0	0	0
POWERS, B.	4-5-9-	0	0	0
COLLINS, Z.	3-2-5	0	0	0



GAME #10 • NOVEMBER 10, 2018



UCONN

50



SMU

62

PRATT & WHITNEY STADIUM
AT RENTSCHLER FIELD • EAST HARTFORD, CONN

TEAM STATISTICS

	SMU	UCONN
FIRST DOWNS	24	34
Rushing	9	17
Passing	12	12
Penalty	3	5
NET YARDS RUSHING	315	365
Rushing Attempts	39	49
Average Per Rush	8.1	7.4
Rushing Touchdowns	6	3
Yards Gained Rushing	332	392
Yards Lost Rushing	17	27
NET YARDS PASSING	279	215
Completions-Attempts-Int	20-30-0	25-40-1
Average Per Attempt	9.3	5.4
Average Per Completion	13.9	8.6
Passing Touchdowns	2	4
TOTAL OFFENSE YARDS	594	580
Total offense plays	69	89
Average Gain Per Play	8.6	6.5
Fumbles: Number-Lost	0-0	0-0
Penalties: Number-Yards	6-83	9-77
PUNTS-YARDS	3-91	2-87
Average Yards Per Punt	30.3	43.5
Net Yards Per Punt	30.3	42.0
Inside 20	0	2
50+ Yards	0	1
Touchbacks	0	0
Fair catch	1	0
KICKOFFS-YARDS	11-530	8-425
Average Yards Per Kickoff	48.2	53.1
Net Yards Per Kickoff	36.6	31.0
Touchbacks	1	0
Fair Catch Yards	18	0
Punt returns: Number-Yards-TD	1-3-0	0-0-0
Average Per Return	3.0	0.0
Kickoff returns: Number-Yds-TD	7-127-0	6-102-0
Average Per Return	18.1	17.0
Interceptions: Number-Yds-TD	1-0-0	0-0-0
Fumble Returns: Number-Yds-TD	0-0-0	0-0-0
Miscellaneous Yards	0	0
Possession Time	24:35	35:25
1st Quarter	7:12	7:48
2nd Quarter	5:32	9:28
3rd Quarter	3:26	11:34
4th Quarter	8:25	6:35
Third-Down Conversions	5 of 12	9 of 16
Fourth-Down Conversions	2 of 2	1 of 2
Red-Zone Scores-Chances	7-7	4-4
Touchdowns	5-7	4-4
Field goals	2-7	0-0
Sacks By: Number-Yards	3-19	1-8
PAT Kicks	8-8	5-6
Field Goals	2-2	1-3
Points off turnovers	0	0

UConn Starters and Participants

OFFENSIVE STARTERS

1	MAYALA, Hergy	WR
11	BUSS, Kyle	WR
23	DIXON, Keyion	WR
9	DAVIS, Tyler	TE
65	PEARL, Matt	T
74	VAN DEMARK, Rya	T
34	MENSAH, Kevin	RB
56	PINDELL, David	QB
56	LEONE, Nino	G
70	DEGEORGE, Cam	G
63	CROZIER, Ryan	C

DEFENSIVE STARTERS

25	COYLE, Tyler	S
27	FORTT, Omar	S
31	ROBINSON, Oneil	S
6	HAHN, Eddie	LB
62	STERLING, Santa	LB
22	THOMAS, Caleb	DT
57	JONES, Travis	DT
97	PACE, Jonathan	DE
98	UGUAK, Lwal	DE
14	HERRING-WILSON	CB
39	CARROLL, Ryan	CB

UConn: 10SCOTT, 13TURNER, 15WILLIAMS, Don, 19SKANES, Quay, 2BEALS, 20KING, 21LUCIEN, 24PAUL, 28BLACK, 3BURNETT, 35MONTEIL, 40TARBUTT, 41TERRY, 42GARDNER, 44SWENSON, 46GARSON, 48JONES, Kev, 49WILLIAMS, Rha, 53KEATING, 54HOLMES, 58OKOUNAM, 67CESPEDES, 71TUNSTALL, 81GRAHAM, 82DONALDSON, 87HAIRSTON, 88FREEBORN, 90HOLMAN, 91ROSE, 94MURPHY, 96ATKINS, 97PACE, 99MAGLIOZZI.

SMU (5-5) 17 14 14 17 - 62
UConn (1-9) 7 3 14 26 - 50
1st 11:31SMU - ROBLEDO 39 yd field goal 11 plays, 53 yards, TOP 3:29
1st 07:24SMU - FREEMAN, 39 yd run (ROBLEDO kick), 6 plays, 82 yards, TOP 2:11
1st 04:38 UC - PINDELL 30 yd run (TARBUTT kick), 7 plays, 75 yards, TOP 2:46
1st 03:10SMU - FREEMAN 5 yd run (ROBLEDO kick), 5 plays, 76 yards, TOP 1:28
2nd 11:15SMU - BECKER 3 yd pass from PAGE (ROBLEDO kick) 11 plays, 72 yards, TOP 3:49
2nd 08:33 UC - TARBUTT 45 yd field goal 5 plays, 47 yards, TOP 2:42
2nd 07:36SMU - WEST 6 yd run (ROBLEDO kick), 3 plays, 55 yards, TOP 0:57
3rd 11:10 UC - MAYALA 22 yd pass from PINDELL (TARBUTT kick) 9 plays, 81 yards, TOP 3:50
3rd 10:40SMU - JONES 52 yd run (ROBLEDO kick), 2 plays, 70 yards, TOP 0:30
3rd 06:50 UC - BUSS 15 yd pass from PINDELL (TARBUTT, kick) 8 plays, 73 yards, TOP 3:50
3rd 03:54SMU - ROBERSON R 6 yd pass from HICKS (ROBLEDO, kick) 11 plays, 75 yards, TOP 2:56
4th 14:57 UC-DAVIS 5 yd pass from PINDELL (TARBUTT kick) 11 plays, 75 yards, TOP 3:57
4th 14:48SMU - JONES 43 yd run (ROBLEDO kick), 1 plays, 43 yards, TOP 0:09
4th 13:41 UC-PINDELL 48 yd run (TARBUTT kick blocked), 3 plays, 65 yards, TOP 1:07
4th 10:18 UC - MENSAH 19 yd run (TARBUTT kick), 5 plays, 59 yards, TOP 1:58
4th 08:55SMU - FREEMAN 3 yd run (ROBLEDO kick), 4 plays, 62 yards, TOP 1:23
4th 03:35 SMU - ROBLEDO 30 yd field goal 7 plays, 36 yards, TOP 3:45
4th 00:36 UC - MAYALA 14 yd pass from PINDELL (PINDELL pass intercepted) 9 plays, 40 yards, TOP 1:20
EAST HARTFORD, Conn. - In a wild, offensive shootout, the SMU football team had a little more ammunition than UConn.

In a game that featured a combined 112 points and 1,174 yards of total offense by both teams, SMU outlasted UConn, 62-50, on Saturday at Pratt & Whitney Stadium at Rentschler Field, the Huskies' second-highest scoring game of the season.

"We tried to make it a shootout and outscore 'em if we could, but we weren't able to do that," UConn coach Randy Edsall said.

UConn senior quarterback David Pindell was outstanding, passing for 215 yards and four touchdowns and rushing for 181 yards and two more scores. Sophomore running back Kevin Mensah led the UConn ground game with 184 yards and a TD as the Huskies (1-9, 0-6) piled up 365 rushing yards to add to the 215 through the air. Hergy Mayala caught two TD passes from Pindell, while Kyle Buss and Tyler Davis each gathered in one.

"I thought David Pindell played extremely well and Kevin Mensah did a nice job," Edsall said. "I thought our offensive line did a good job - you don't usually rush for that many yards unless they're opening some holes."

Trailing 31-10 at halftime, UConn made a valiant effort in the second half - outscoring SMU 40-31 -- but could not get enough defensive stops to catch the Mustangs (5-5, 4-2). SMU's impressive numbers included 315 rushing yards and 279 through the air.

"Defensively, it's the same thing," Edsall said. "We have one guy breaking down and then it's a big play. That's kind of been the story of the year for us. I thought the first half, physically, we had it handed to us defensively. Then I thought we at least picked it up a little bit physically, but then we missed some assignments. When we had a chance to make a tackle, we just didn't make it. Those are all the things we have to work on."

Despite SMU's potent offensive attack, UConn refused to give up. Trailing 52-31 early in the fourth quarter, the Huskies rallied to within 52-44 with 10:18 remaining. But the Mustangs tacked on a touchdown and a field goal over the next seven minutes to extend the margin to 62-44 and virtually put the game out of reach.

"Coach Edsall just talked to us at halftime and told us they wanted it more than us," said Pindell, who was 25-of-38 with 1 interception. "I think our mindset in the second half was to want it more than them. I'm proud of the team because they didn't give up and gave us a chance to win. Obviously we didn't, but going into next week, it gives us more confidence that we can stay in games."

Pindell has been a shining light for the Huskies this season, rushing for 1,115 yards and passing for 1,706, one of the finest seasons of total offense in UConn history.

"The guy's a competitor," Edsall said. "He loves to play the game, loves football. He's giving everything he has and being very productive doing it. But he works at it. He has very good ability, but he takes that ability and tries to make it better. He's really had a good year, giving us everything he can."

The Huskies have two games remaining on the schedule - next Saturday at ECU

UConn Individual Leaders

Rushing	No	Gain	Loss	Net	TD	Lg
MENSAH, Kevin	28	195	8	187	1	50
PINDELL, David	21	197	19	178	2	48

Passing	Com-Att-Int	Yds	TD	Lg
PINDELL, David	25-26	38	215	4

Receiving	No	Yds	TD	Lg
MCLEAN, Aaron	7	82	0	26
BUSS, Kyle	4	46	1	15
MAYALA, Hergy	3	39	2	22

Punting	No	Yds	Avg	Lg	In20
MAGLIOZZI, Luke	2	87	43.5	59	2

Field Goal Attempts			
TARBUTT, Michae1st	00:04	45	MISSED
TARBUTT, Michae2nd	08:33	45	GOOD
TARBUTT, Michae2nd	00:00	46	MISSED

Defense	UT-AT-TT	TFL	Sk	Int
STERLING, Santa	3-10-13	0.5	0	0
HERRING-WILSON	6-1-7	0	0	0
COYLE, Tyler	2-5-7	0	0	0

SMU Individual Leaders

Rushing	No	Gain	Loss	Net	TD	Lg
JONES, Xavier	11	134	1	133	2	52
FREEMAN, Ke'Mon17	119	3	116	3	39	
HICKS, Ben	4	58	8	50	0	51

Passing	Com-Att-Int	Yds	TD	Lg
HICKS, Ben	19-29-0	276	1	56

Receiving	No	Yds	TD	Lg
PROCHE, James	6	101	0	46
BECKER, Ryan	2	59	1	56
ROBERSON JR., R	5	51	1	27

Punting	No	Yds	Avg	Lg	In20
SACKVILLE, J.	3	91	30.3	42	0

Field Goal Attempts			
ROBLEDO, Kevin 1st	11:31	39	GOOD
ROBLEDO, Kevin 4th	03:35	30	GOOD

Defense	UT-AT-TT	TFL	Sk	Int
McQUEEN, Elijah	6-6-12	0	0	0
MOORE, Richard	5-5-10	0.5/	0.5	0
ONU, Mikial	5-4-9	0	0	0



GAME 11 AT ECU

2019 UCONN FOOTBALL MEDIA GUIDE

GAME #11 • NOVEMBER 17, 2018



21

CONNECTICUT



55

ECU

DOWDY-FICKLEN STADIUM
• GREENVILLE, N.C.

TEAM STATISTICS

	UConn	ECU
FIRST DOWNS	16	34
Rushing	4	23
Passing	11	9
Penalty	1	2
NET YARDS RUSHING	91	415
Rushing Attempts	29	54
Average Per Rush	3.1	7.7
Rushing Touchdowns	0	3
Yards Gained Rushing	123	428
Yards Lost Rushing	32	13
NET YARDS PASSING	183	242
Completions-Attempts-Int	17-33-2	22-33-0
Average Per Attempt	5.5	7.3
Average Per Completion	10.8	11.0
Passing Touchdowns	3	4
TOTAL OFFENSE YARDS	274	657
Total offense plays	62	87
Average Gain Per Play	4.4	7.6
Fumbles: Number-Lost	1-1	0-0
Penalties: Number-Yards	5-30	5-48
PUNTS-YARDS	6-271	3-120
Average Yards Per Punt	45.2	40.0
Net Yards Per Punt	43.5	40.0
Inside 20	1	3
50+ Yards	1	0
Touchbacks	0	0
Fair catch	3	2
KICKOFFS-YARDS	4-245	9-583
Average Yards Per Kickoff	61.2	64.8
Net Yards Per Kickoff	41.2	40.0
Touchbacks	0	7
Fair Catch Yards	0	0
Punt returns: Number-Yards-TD	0-0-0	1-10-0
Average Per Return	0.0	10.0
Kickoff returns: Number-Yds-TD	2-48-0	3-55-0
Average Per Return	24.0	18.3
Interceptions: Number-Yds-TD	0-0-0	2-0-0
Fumble Returns: Number-Yds-TD	0-0-0	0-0-0
Miscellaneous Yards	0	0
Possession Time	25:58	34:02
1st Quarter	2:09	2:51
2nd Quarter	5:02	9:58
3rd Quarter	5:38	9:22
4th Quarter	3:09	11:51
Third-Down Conversions	6 of 13	8 of 13
Fourth-Down Conversions	1 of 1	1 of 1
Red-Zone Scores-Chances	2-2	7-7
Touchdowns	2-2	6-7
Field goals	0-2	1-7
Sacks By: Number-Yards	0-0	4-24
PAT Kicks	3-3	7-7
Field Goals	0-0	2-2
Points off turnovers	0	6

UConn Starters and Participants

OFFENSIVE STARTERS

11	MAYALA, Hergy	WR
23	BUSS, Kyle	WR
9	DIXON, Keyion	WR
65	DAVIS, Tyler	TE
36	PEART, Matt	RT
34	LEONE, Nino	RG
54	MENSAH, Kevin	RB
74	PINDELL, David	QB
70	VAN DEMARK, Rya	LT
63	DEGEORGE, Cam	LG
	CROZIER, Ryan	C

DEFENSIVE STARTERS

25	COYLE, Tyler	S
31	ROBINSON, Onel	S
27	FORT, Omar	NB
6	HAHN, Eddie	LB
22	STERLING, Santa	LB
44	THOMAS, Caleb	DT
57	JONES, Travis	DT
97	PACE, Jonathan	DE
98	UGUAK, Lwal	DE
14	HERRING-WILSON	CB
39	CARROLL, Ryan	CB

UConn: 12 BISACK, 15 WILLIAMS, Don, 16 BANKS, 2 BEALS, 20 KING III, 21 LUCIEN, 24 PAUL, 28 BLACK, 3 BURNETT, 32 LAZARUS, I, 37 WILLIAMS, 3A MONCION, 40 TARBUTT, 41 TERRY, 42 GARDNER, 43 BEAVERS, 44 SWENSON, 45 GILMARTIN, 46 CARSON, 53 KEATINGE, 54 HOLMES, 58 OKOUNAM, 67 CESPEDES, 71 TUNSTALL, 81 GRAHAM, 82 DONALDSON, 87 HAIRSTON, 88 FREEBORN, 90 HOLMAN, 91 ROSE, 94 MURPHY, 96 ATKINS, 97 PACE, 99 MAGLIOZZI.

UConn (1-10)	7	14	0	0	-	21
ECU (3-7)	7	27	14	7	-	55

1st 10:24 UCONN - DAVIS, Tyler 41 yd pass from PINDELL, David (TARBUTT, Michael kick) 9 plays, 75 yards, TOP 4:36
1st 07:33 ECU - SNEAD, Tyler 6 yd pass from AHLERS, Holton (VERITY, Jake kick) 8 plays, 76 yards, TOP 2:51
2nd 14:55 UCONN - DAVIS, Tyler 13 yd pass from PINDELL, David (TARBUTT, Michael kick) 14 plays, 77 yards, TOP 7:38
12:57 ECU - SNEAD, Tyler 24 yd pass from AHLERS, Holton (VERITY, Jake kick) 6 plays, 92 yards, TOP 1:58
11:16 UCONN - MAYALA, Hergy 6 yd pass from PINDELL, David (TARBUTT, Michael kick) 4 plays, 73 yards, TOP 1:41
08:17 ECU - AHLERS, Holton 2 yd run (VERITY, Jake kick), 8 plays, 70 yards, TOP 2:59
02:03 ECU - SCOTT 5 yd run (VERITY kick), 4 plays, 52 yards, TOP 1:29
00:51 ECU - VERITY, Jake 26 yd field goal 5 plays, 17 yards, TOP 0:30
00:00 ECU - VERITY, Jake 39 yd field goal 7 plays, 49 yards, TOP 0:37
3rd 09:52 ECU - SNEAD, Tyler 5 yd pass from AHLERS, Holton (VERITY, Jake kick) 13 plays, 75 yards, TOP 5:08
02:28 ECU - BROWN, Trevon 9 yd pass from AHLERS, Holton (VERITY, Jake kick) 10 plays, 79 yards, TOP 3:35
4th 10:14 ECU - CHRISTIAN, Trce 8 yd run (PRATT, Caleb kick), 12 plays, 79 yards, TOP 5:25

GREENVILLE, N.C. - The UConn football team suffered its eighth-straight defeat in a 55-21 loss to ECU on Saturday night at Dowdy-Ficklen Stadium.

The Huskies got off to a great start offensively by scoring touchdowns on the first three possessions of the game.

David Pindell hooked up with Tyler Davis for two touchdown passes on a 41 and 13-yard strikes to lift UConn to an early 14-7 lead. For Davis, it was his first career game scoring multiple touchdowns.

Pindell tossed his third touchdown pass of the game to Hergy Mayala, a 6-yard pass.

The Pirates responded to each UConn score with touchdowns of their own. With the score tied 21-21 midway through the second quarter, ECU scored 34 unanswered points to pull away with a 55-21 win.

Santana Sterling led the Huskies with a career-high 14 tackles.

UConn returns to Pratt and Whitney Stadium at Rentschler Field for its final game of the 2018 season on Saturday, Nov. 24 vs. Temple.

UConn Individual Leaders

Rushing	No	Gain	Loss	Net	TD	Lg
MENSAH, Kevin	14	93	5	88	0	68
PINDELL, David	15	30	27	3	0	8

Passing	Com-Att-Int	Yds	TD	Lg
PINDELL, David	15-25-1	156	3	41

Receiving	No	Yds	TD	Lg
DAVIS, Tyler	4	66	2	41
BUSS, Kyle	3	42	0	24
MAYALA, Hergy	6	35	1	7

Punting	No	Yds	Avg	Lg	In20
MAGLIOZZI, Luke	6	271	45.2	50	1

Field Goal Attempts

Defense	UT-AT-TT	TFL	Sk	Int
STERLING, Santa	6-8-14	2.0	0	0
COYLE, Tyler	5-8-13	0	0	0
JONES, Travis	5-5-10	2.0	0	0

ECU Individual Leaders

Rushing	No	Gain	Loss	Net	TD	Lg
AHLERS, Holton	12	131	1	130	1	38
CHRISTIAN, Trce	13	103	1	102	1	26
SCOTT, Anthony	6	69	2	67	1	34

Passing	Com-Att-Int	Yds	TD	Lg
AHLERS, Holton	22-31-0	242	4	27

Receiving	No	Yds	TD	Lg
SNEAD, Tyler	6	62	3	24
SMITH, Xavier	3	60	0	27
GREEN, Terrell	3	38	0	17

Punting	No	Yds	Avg	Lg	In20
YOUNG, Jonn	3	120	40.0	42	3

Field Goal Attempts

VERITY, Jake	2nd 00:51	26GOOD
VERITY, Jake	2nd 00:00	39GOOD

Defense	UT-AT-TT	TFL	Sk	Int
TILLMAN, Ray	5-5-10	3.0	0.5	0
SUTTON, Devon	6-3-9	1.0	0	0
GIBBS, Cannon	2-5-7	2.5	0.5	0
GORE, Colby	3-2-5	0.5	0	1

GAME 12 VS TEMPLE



2019 UCONN FOOTBALL MEDIA GUIDE

GAME #12 • NOVEMBER 24, 2018



UCONN

7



TEMPLE

57

PRATT & WHITNEY STADIUM AT RENTSCHLER FIELD • EAST HARTFORD, CONN

TEAM STATISTICS

	TEM	UCONN
FIRST DOWNS	18	20
Rushing	12	12
Passing	6	6
Penalty	0	2
NET YARDS RUSHING	293	113
Rushing Attempts	36	55
Average Per Rush	8.1	2.1
Rushing Touchdowns	4	4
Yards Gained Rushing	313	188
Yards Lost Rushing	20	75
NET YARDS PASSING	223	100
Completions-Attempts-Int	12-16-1	14-26-3
Average Per Attempt	13.9	3.8
Average Per Completion	18.6	7.1
Passing Touchdowns	1	1
TOTAL OFFENSE YARDS	516	213
Total offense plays	52	81
Average Gain Per Play	9.9	2.6
Fumbles: Number-Lost	2-0	4-1
Penalties: Number-Yards	4-50	1-15
PUNTS-YARDS	2-78	6-269
Average Yards Per Punt	39.0	44.8
Net Yards Per Punt	29.0	41.7
Inside 20	1	3
50+ Yards	1	2
Touchbacks	0	1
Fair catch	0	2
KICKOFFS-YARDS	9-476	2-123
Average Yards Per Kickoff	52.9	61.5
Net Yards Per Kickoff	40.9	0.5
Touchbacks	0	0
Punt returns: Number-Yards-TD	2-1-0	0-0-0
Average Per Return	-0.5	0.0
Kickoff returns: Number-Yds-TD	2-122-1	6-108-0
Average Per Return	61.0	18.0
Interceptions: Number-Yds-TD	3-30-1	1-0-0
Fumble Returns: Number-Yds-TD	0-0-0	0-0-0
Miscellaneous Yards	0	0
Possession Time	21:47	38:13
1st Quarter	3:53	11:07
2nd Quarter	4:12	10:48
3rd Quarter	6:33	8:27
4th Quarter	7:09	7:51
Third-Down Conversions	4 of 8	10 of 19
Fourth-Down Conversions	0 of 0	1 of 3
Red-Zone Scores-Chances	7-7	1-1
Touchdowns	4-7	1-1
Field goals	3-7	0-1
Sacks By: Number-Yards	4-26	0-0
PAT Kicks	6-7	1-1
Field Goals	3-3	0-0
Points off turnovers	17	0

UConn Starters and Participants

OFFENSIVE STARTERS		
1	MAYALA, Hergy	WR
11	BUSS, Kyle	WR
23	DIXON, Keyion	WR
9	DAVIS, Tyler	TE
65	PEARLY, Matt	T
74	VAN DEMARK, Rya	T
34	MENSAH, Kevin	RB
5	PINDELL, David	QB
56	LEONE, Nino	G
70	DEGEORGE, Cam	G
63	CROZIER, Ryan	C

DEFENSIVE STARTERS		
25	COYLE, Tyler	S
31	ROBINSON, Oneil	S
6	HAHN, Eddie	LB
22	STERLING, Santa	LB
27	FORTI, Omar	LB
52	THOMAS, Caleb	DT
57	JONES, Travis	DT
97	PACE, Jonathan	DE
98	UGUAK, Lwal	DE
14	HERRING-WILSON	CB
39	CARROLL, Ryan	CB

UConn: 15 WILLIAMS, Don. 16 BANKS 2 BEALS, 20 KING III, 21 LUCIEN, 24 PAUL, 28 BLACK, 3 BURNETT, 32 LAZARUS, I 37 WILLIAMS, 3A MONCIEO, 40 TARBUTT, 41 TERRY, 42 GARDNER, 43 LEAVERS, 44 SWENSON, 45 GILMARTIN, 46 GARSON, 53 KEATING, 54 HOLMES, 58 OKOUNAM, 67 CESPEDES, 71 TUNSTALL, 81 GRAHAM, 82 DONALDSON, 87 HAINSTON, 88 FREEBORN, 90 HOLMAN, 91 ROSE, 94 MURPHY, 96 ATKINS, 97 PACE, 99 MAGLIOZZI.

Temple (8-4)	13	27	7	10	-	57
UConn (1-11)	7	0	0	0	-	7

1st 13:00 TEM-WRIGHT 18 yd run (MOBLEY kick), 6 plays, 71 yards, TOP 2:00
 1st 07:06 UC -DIXON 4 yd pass from PINDELL (TARBUTT kick) 15 plays, 75 yards, TOP 5:54
 1st 06:53 TEM - WRIGHT, Isaiah 99 yd kickoff return (TEAM rush fumbled)
 2nd 14:24 TEM - CENTEIO, Todd 3 yd run (MOBLEY, Will kick), 6 plays, 92 yards, TOP 2:16
 2nd 05:19 TEM - MYARICK, Chris 5 yd pass from CENTEIO, Todd (MOBLEY, Will kick) 2 plays, 36 yards, TOP 0:24
 2nd 03:57 TEM - MOBLEY, Will 18 yd field goal 4 plays, 3 yards, TOP 1:14
 2nd 02:38 TEM - BRASWELL, C. 8 yd interception (MOBLEY, Will kick)
 2nd 00:00 TEM - MOBLEY, Will 18 yd field goal 7 plays, 53 yards, TOP 0:50
 3rd 10:20 TEM - GARDNER, Jager 26 yd run (MOBLEY, Will kick), 5 plays, 87 yards, TOP 1:47
 4th 08:09 TEM - WILLIAMS, Travon 10 yd run (MOBLEY, Will kick), 6 plays, 70 yards, TOP 2:41
 4th 03:35 TEM - MOBLEY, Will 27 yd field goal 6 plays, 47 yards, TOP 3:12

EAST HARTFORD, Conn.—The UConn football season hosted the Temple Owls on Senior Night for the final game of the 2018 season with a final score of 57-7.

On the opening drive of the second half, sophomore running back Kevin Mensah reached 1,000 yards joining his quarterback David Pindell who reached the mark earlier in the season. Mensah and Pindell are the first duo since the 2009 season to do this.

UConn scored on their first opportunity after winning the toss and deferring. Setting up shop on their own 25, Pindell completed his first pass of the evening to Keyion Dixon. He followed it up with another this time to Tyler Davis, that would pick up the first down and then some for the Huskies. A targeting penalty called on Temple's Shaun Bradley would not only dismiss him for the remainder of the competition but would give UConn an additional 15 yards. Mensah strung together several good runs to move the chains and his team up the field. Pindell's four-yard completion to a wide-open Dixon put the Huskies back in contention with the Owls at seven all.

Later in the second quarter, an Oneil Robinson interception wrapped up a Temple drive in its infancy with only three plays, 20 yards, at 1:08.

To conclude the first half, Temple's diversified scoring put them in the end zone on several occasions. The Owls posted six touchdowns, scoring one of those by way of a 99-yard kickoff return.

Pindell led the passing attack for UConn at 12-23 before the quick change placed Steven Krajewski in at quarterback. Hergy Mayala's 32-yards would be the longest for the Huskies on the night as Mensah finished the game at 94 yards on 24 attempts. Luke Maglioizzi saw action six times with his longest at 55-yards.

Senior night festivities took place before the kick, as UConn celebrated their 20 seniors.

UConn Individual Leaders

Rushing	No	Gain	Loss	Net	TD	Lg
MENSAH, Kevin	24	106	12	94	0	16
PINDELL, David	17	55	31	24	0	12

Passing	Com-Att-Int	Yds	TD	Lg
PINDELL, David	12-23-3	89	1	13

Receiving	No	Yds	TD	Lg
MAYALA, Hergy	3	32	0	12
BLACK, Dante	2	16	0	13
MENSAH, Kevin	3	16	0	7

Punting	No	Yds	Avg	Lg	In20
MAGLIOZZI, Luke	6	269	44.8	55	3

Field Goal Attempts					
Tarbutt, Mich.	1st	07:50	37 yards	Good	
Tarbutt, Mich.	2nd	13:47	49 yards	Missed	
Tarbutt, Mich.	2nd	08:07	26 yards	Good	
Tarbutt, Mich.	3rd	02:07	53 yards	Good	

Defense	UT-AT-TT	TFL	Sk	Int
STERLING, Santa	3-5-8	0	0	0
ROBINSON, Oneil	4-4-8	0	0	1
COYLE, Tyler	5-2-7	0	0	0
FORTI, Omar	3-4-7	0	0	0

Temple Individual Leaders

Rushing	No	Gain	Loss	Net	TD	Lg
JENNINGS, Jeremy	4	60	0	60	0	43
GARDNER, Jager	6	57	0	57	1	26
ARMSTEAD, R.	5	56	0	56	0	31


Passing	Com-Att-Int	Yds	TD	Lg
NUTILE, Frank	9-12-1	184	0	63

Receiving	No	Yds	TD	Lg
JONES, Randle	1	63	0	63
MACK, Branden	2	62	0	32
WILLIAMS, Travon	1	29	0	29

Punting	No	Yds	Avg	Lg	In20
BOWLER, Connor	2	78	39.0	48	1

Field Goal Attempts					
MOBLEY, Will	2nd	03:57	18	GOOD	
MOBLEY, Will	2nd	00:00	18	GOOD	
MOBLEY, Will	4th	03:35	27	GOOD	

Defense	UT-AT-TT	TFL	Sk	Int
RANDALL, Delvon	7-4-11	0	0	0
LEVINE, Dana	3-6-9	2.5	0.5	0
MESDAY, Zack	3-5-8	3.0	1.0	0
GRAHAM-MOBLEY, I	6-1-7	1.0	1.0	0

A close-up photograph of Dallas Cowboys player Byron Jones. He is wearing a white jersey with blue numbers (number 31 is visible), a silver helmet with blue stripes, and blue pants. He is looking forward with a focused expression.

Year-by-Year Records
All-Time Coaches and Captains
All-Time Results
All-Time Series
Letterwinners
Historical Timeline
UConn Bowl Records
UConn In Bowl Games
All-Americans
Postseason Awards
All-Conference
UConn And The NFL
UConn And The CFL

Former Husky Byron Jones was a first round NFL Draft pick of the Dallas Cowboys in 2015.

UCONN HISTORY



2019 UCONN FOOTBALL

Year	Overall			Conf.			Home			Away/Neut.			Points	
	W	L	T	W	L	T	W	L	T	W	L	T	UC	Opp.
1896	5	3	0										64	56
1897	5	2	0										92	68
1898	0	3	0										0	89
1899	6	2	0										107	62
1900	4	3	1										104	45
1901	8	2	0										143	67
1902	4	3	0										84	66
1903	3	5	0										53	90
1904	5	3	1										83	85
1905	2	2	0										27	59
1906	2	4	0										50	75
1907	2	5	0										71	158
1908	4	3	1										150	49
1909	3	5	0										104	191
1910	1	5	1										12	117
1911	0	5	0										6	166
1912	3	3	0										41	79
1913	5	3	0										168	122
1914	3	0	0										48	9
1915	1	7	0										40	107
1916	1	7	0										36	110
1917	No Football Played													
1918	No Football Played													
1919	2	6	0										28	174
1920	1	6	1										69	126
1921	3	2	3										115	75
1922	2	6	1										77	108
1923	3	4	1										45	46
1924	6	0	2										90	13
1925	3	5	1										39	76
1926	7	1	0										190	33
1927	5	4	0										153	100
1928	4	1	3										96	51
1929	4	4	0										92	47
1930	1	5	1										19	106
1931	2	3	3										27	84
1932	0	6	2										27	167
1933	1	6	1										39	176
1934	1	7	0										19	108
1935	2	4	1										39	70
1936	7	2	0										203	48
1937	6	2	1										187	64
1938	4	3	0										90	56
1939	5	3	0										99	97
1940	4	4	0										67	89
1941	2	6	0										58	82
1942	6	2	0										141	81
1943	No Football Played													
1944	7	1	0										152	13
1945	7	1	0										265	43
1946	4	3	1										120	69
1947	4	4	0	1	2	0	2	2	0	2	2	0	102	85
1948	3	5	0	2	1	0	2	2	0	1	3	0	142	147
1949#	4	4	1	2	0	0	4	0	1	0	4	0	220	141
1950	3	5	0	0	3	0	2	2	0	1	3	0	82	134
1951	4	4	0	2	1	0	4	1	0	0	3	0	106	102
1952#	5	3	0	3	1	0	3	0	0	2	3	0	178	135
1953	3	4	1	2	1	1	2	2	0	1	2	1	118	147
1954	1	8	0	0	4	0	1	2	0	0	6	0	92	276
1955	4	4	0	2	2	0	3	1	0	2	2	0	68	105
1956*	6	2	1	3	0	1	4	1	0	2	1	1	240	100
1957#	5	4	1	3	0	1	3	0	1	2	4	0	143	121

Year	Overall			Conf.			Home			Away/Neut.			Points	
	W	L	T	W	L	T	W	L	T	W	L	T	UC	Opp.
1958*	7	3	0	4	0	0	4	1	0	3	2	0	281	134
1959*	6	3	0	4	0	0	4	0	0	2	3	0	197	93
1960#	5	4	0	3	1	0	3	1	0	2	3	0	179	123
1961	2	7	0	2	2	0	1	3	0	1	4	0	108	167
1962	3	6	0	2	2	0	3	1	0	0	5	0	97	139
1963	2	6	0	1	3	0	1	2	0	1	4	0	91	113
1964	4	4	1	2	1	1	4	0	0	0	4	1	99	123
1965	3	6	0	2	2	0	1	4	0	2	2	0	100	116
1966	2	6	1	2	2	1	1	2	1	1	4	0	92	156
1967	5	4	0	4	1	0	2	2	0	3	2	0	137	151
1968#	4	6	0	4	1	0	3	1	0	1	5	0	216	191
1969	5	4	0	3	2	0	1	3	0	4	1	0	193	187
1970*	4	4	2	4	0	1	3	1	0	1	3	2	240	193
1971#	5	3	1	4	1	1	2	1	1	3	2	0	107	145
1972	4	5	0	4	1	0	3	1	0	1	4	0	143	187
1973*	8	2	1	5	0	1	4	1	0	4	1	1	208	141
1974	4	6	0	3	3	0	1	4	0	3	2	0	153	168
1975	4	7	0	3	2	0	1	4	0	3	3	0	178	244
1976	2	9	0	2	3	0	1	4	0	1	5	0	182	246
1977	1	10	0	1	4	0	0	4	0	1	6	0	84	290
1978	4	7	0	3	2	0	4	2	0	0	5	0	181	202
1979	3	6	2	3	1	1	1	2	1	2	4	1	144	173
1980	7	3	0	3	2	0	4	1	0	3	2	0	259	191
1981	4	7	0	1	4	0	2	3	0	2	4	0	291	255
1982#	5	6	0	3	2	0	3	2	0	2	4	0	164	193
1983#	5	6	0	4	1	0	1	2	0	4	4	0	187	209
1984	3	8	-	1	4	-	1	4	-	2	4	-	163	186
1985	4	5	-	1	4	-	2	3	-	2	2	-	175	181
1986#	8	3	-	4	2	-	5	0	-	3	3	-	249	229
1987	7	4	-	6	2	0	5	1	-	2	3	-	291	235
1988	7	4	-	4	4	0	3	2	-	4	2	-	298	180
1989%	8	3	-	6	2	0	5	0	-	3	3	-	297	252
1990	6	5	-	5	3	0	4	1	-	2	4	-	308	281
1991	3	8	-	2	6	0	1	4	-	2	4	-	241	340
1992	5	6	-	4	4	0	4	2	-	1	4	-	254	239
1993	6	5	-	5	3	0	2	3	-	4	2	-	261	217
1994	4	7	-	4	4	0	3	3	-	1	4	-	240	264
1995	8	3	-	5	3	0	5	1	-	3	2	-	279	200
1996	5	6	-	3	5	0	2	4	-	3	2	-	244	191
1997	7	4	-	4	4	0	4	2	-	3	2	-	398	246
1998\$	10	3	-	6	2	0	5	1	-	5	2	-	461	413
1999	4	7	-	3	5	0	3	3	-	1	4	-	255	383
2000	3	8	-	-	-	-	1	4	-	2	4	-	220	368
2001	2	9	-	-	-	-	1	4	-	1	5	-	192	370
2002	6	6	-	-	-	-	3	3	-	3	3	-	373	270
2003	9	3	-	-	-	-	5	1	-	4	2	-	408	300
2004	8	4	-	3	3	-	6	1	-	2	3	-	363	260
2005	5	6	-	2	5	-	4	2	-	1	4	-	272	211
2006	4	8	-	1	6	-	3	4	-	1	4	-	257	324
2007^	9	4	-	5	2	-	7	0	-	2	4	-	344	247
2008	8	5	-	3	4	-	4	2	-	4	3	-	324	257
2009	8	5	-	3	4	-	4	2	-	4	3	-	405	307
2010^	8	5	-	5	2	-	6	0	-	0	5	-	343	286
2011	5	7	-	3	4	-	4	3	-	1	4	-	291	292
2012	5	7	-	2	5	-	3	3	-	2	4	-	213	238
2013	3	9	-	3	5	-	2	5	-	1	4	-	247	363
2014	2	10	-	1	7	-	2	5	-	0	5	-	186	358
2015	6	7	-	4	4	-	4	2	-	2	4	-	223	253
2016	3	9	-	1	7	-	3	4	-	0	5	-	178	337
2017	3	9	-	2	6	-	2	5	-	1	4	-	283	455
2018	1	11	-	0	8	-	1	5	-	0	6	-	266	605

* — Yankee Conference Champions# — Yankee Conference Co-Champions

% — Yankee Conference Tri-Champions\$ — Atlantic 10 New England Division Champions

ALL-TIME COACHES AND CAPTAINS



ALL-TIME COACHING RECORDS

Year	Head Coach	Games	W	L	T	PCT.
1896-97	No Coach	15	10	5	0	.667
1898	E.S. Mansfield	3	0	3	0	.000
1899-1901	T.D. Knowles	26	18	7	1	.712
1902-05	E.O. Smith	28	14	13	1	.538
1906-07	George H. Lamson	13	4	9	0	.308
1908	W.F. Madden	8	4	3	1	.562
1909	S.F.G. McLean	8	3	5	0	.375
1910	M.F. Claffey	7	1	5	1	.215
1911	Leo Hafford	5	0	5	0	.000
1912	A.J. Sharadin	6	3	3	0	.500
1913	P.T. Brady	8	5	3	0	.625
1914	Dave Warner	3	3	0	0	1.000
1915-16	John F. Donahue	16	2	14	0	.125
1919	Roy J. Guyer	8	2	6	0	.250
1920	Ross Swartz	8	1	6	1	.187
1921-22	Wilder Tasker	17	5	8	4	.412
1923-33	Sumner A. Dole	89	36	39	14	.483
1934-49	J.O. Christian	121	66	51	4	.562
1950-51	Arthur L. Valpey	16	7	9	0	.438
1952-63	D. Robert Ingalls	106	49	54	3	.477
1964-65	Richard E. Forzano	18	7	10	1	.417
1966-70	John L. Toner	47	20	24	3	.458
1971-72	Robert F. Casciola	18	9	8	1	.531
1973-76	Larry L. Naviaux	43	18	24	1	.430
1977-82	Walt Nazdak	65	24	39	2	.385
1983-93	Tom Jackson	119	62	57	0	.521
1994-98	Skip Holtz	57	34	23	-	.596
1999-2010	Randy Edsall	144	74	70	-	.514
2011-13	Paul Pasqualoni	28	10	18	-	.357
2013	T.J. Weist (interim)	8	3	5	-	.375
2014-2016	Bob Diaco	25	8	17	-	.320
2017	Randy Edsall	24	4	20	-	.200
		1107	506	563	38	.465

CAPTAINS HISTORY

Year	Captains	Year	Captains
1896	R.D. Beardsley	1972	Brian Herosian, Greg Andrews
1897	N.J. Webb	1973	Rich Foye, Barry Krom
1898	W. Pettee	1974	Don Thompson, Bill Maver
1899	J.H. Blakeslee	1975	Allan MacLellan, Rich Fenton
1900	J.H. Blakeslee	1976	Bernie Palmer, Kirk Ferentz
1901	A.N. Clark	1977	Bob Farbotko, Roger Ings
1902	A.J. Averill	1978	Robin Anderson, Bill Leahy, Dennis O'Connell
1903	C.H. Welton	1979	Mark Flood, Tom Ney, Ted Walton, Peter LaMagna
1904	C.H. Welton	1980	Reggie Eccleston, Dan Palombo, Darrell Wilson
1905	H.B. Risley, R.G. Tyron	1981	Ken Sweitzer, Dewey Raymond
1906	C.S. Watrous	1982	Mike Muha, Steve Michalewicz
1907	O.P. Burr	1983	John Dorsey, Vernon Hargreaves, Mike Gasparino
1908	J.H. Conzelman	1984	Matt Latham, Dave Gracon, Barry Wood
1909	H.J. Bothfield	1985	Jerry McIntosh, Mike McNamara, Craig Primiani
1910	F.L. McDonough	1986	Game Captains
1911	A.L. Howard	1987	Game Captains
1912	A.W. Howard	1988	Game Captains
1913	J.A. Morgan	1989	Abbott Burrell, Mike Coleman, Matt DeGennaro
1914	J.A. Morgan	1990	Matt DeGennaro, Mike Rembish
1915	Walter Ackerman	1991	Robert Belcuore, Mark Didio, Lyndon Johnson, Doug Harkins
1916	Edward Renehan	1992	Mark Chapman, Dave Daignault, Alex Davis, Doug Harkins
1917	Captain-Elect: S.T. DeWolfe	1993	Paul Duckworth, Sherrard Joseph
1918	No Football Played	1994	Damon Lewis, Brian Reid, Paul Zenkert
1919	H.A. Hapwood	1995	Wilbur Gilliard, Brian Gleason
1920	Arthur Mitchell	1996	Brian Arnold, Kevin Bannister, Richard Connors
1921	Arthur Mitchell	1997	Brad Keatley
1922	M. Daley	1998	Dennis Callaghan, Phil Hunt, Eric Rogers, Shane Stafford
1923	Martin O'Neill	1999	Mike Burton, Chad Cook, Jeff DeLucia
1924	Martin O'Neill	2000	Dan Deignan
1925	Carl B. Brink	2001	C.J. Hessel, Roy Hopkins, Jamal Lundy, Kamari Stroman
1926	John J. Daly	2002	Tommy Collins, Jamal Lundy, Greg Smoot
1927	Willard C. Eddy	2003	Shaun Feldeisen, Sean Mulcahy, Uyi Osunde
1928	Andrew M. Sayers	2004	Alfred Fincher, Ryan Krug, Dan Orlovsky
1929	C.P. Hawkins	2005	James Hargrave, Deon McPhee
1930	Charles E. Murphy	2006	Allan Barnes, Terry Caulley, Rhema Fuller, Jahi Smith
1931	Robert J. Rebman	2007	Darius Butler, Dan Davis, Keith Gray, D.J. Hernandez, Danny Lansanah, Larry Taylor
1932	Franklin Pierce	2008	Cody Brown, Darius Butler, D.J. Hernandez, Tyler Lorenzen
1933	Edward W. Coss	2009	Desi Cullen, Scott Lutrus, Robert McClain, Anthony Sherman
1934	Michael Cronin	2010	Scott Lutrus, Zach Hurd, Kendall Reyes, Anthony Sherman
1935	Reuben Johnson	2011	Kashif Moore, Moe Petrus, Kendall Reyes, Blidi Wreh-Wilson
1936	Harold Helmboldt	2012	Adam Masters, Jory Johnson, Nick Williams, Blidi Wreh-Wilson
1937	Robert J. Grosch	2013	Steve Greene, Yawin Smallwood, Shamar Stephen
1938	Anthony Panciera, Leonard Posner, Herbert Peterson	2014	Jeremy Davis, Byron Jones, Alex Mateas, Marquise Vann
1939	Robert Donnelly, Stanley Papanos	2015	Andrew Adams, Julian Campenni, Andreas Knappe, Marquise Vann
1940	Albert Atwood, Howard Mohr, Everett Paine	2016	Andreas Knappe, Mikal Myers, Bryant Shirreffs, Matt Walsh
1941	Richard Aubrey, John Toffolon	2017	Tre Bell, Alec Bloom, Luke Carrezola, Ryan Crozier, Vontae Diggs, Junior Joseph, Hergy Mayala, Tommy Myers, Matt Peart, Jason Thompson
1942	Captain-Elect: C. Molloy	2018	David Pindell, Eddie Hahn, Tyler Davis, Xavier Scott, Donovan Williams, Hergy Mayala, Omar Fort, Eli Thomas, Keyion Dixon, Marshe Terry, Kevin Murphy, Ryan Crozier and Matt Peart
1943	William Anderson	2019	Matt Peart, Eli Thomas and Luke Magliozzi
1944	Russell Hunter		
1945	Charles Molloy, Albert Jorgensen		
1946	John Brink, Alfred Yukna		
1947	William Moll		
1948	Charles Wolfe, George Blueher		
1949	Charles Christensen, Thadeus Sobieski		
1950	Mario Frattiroli, Domenic Rosa		
1951	Irving Panciera, Rocco Murano		
1952	Edward Mahoney, Raymond Luciani		
1953	Buddy Amendola, John Cunningham		
1954	Buddy Amendola		
1955	Norm Gerber, Lewis Mooradian		
1956	Lewis Mooradian, Leonard King		
1957	Paul Scagnelli, William Wallner		
1958	J.Berry O'Connell, Joseph Llodra		
1959	Bill Minnerly, Thomas Kopp		
1960	Fred W. Stackpole		
1961	John Contoulis		
1962	David Korponai		
1963	Richard Kupec		
1964	John Billingslea, Gerard McWeeny		
1965	Eugene Campbell, John Stoddard		
1966	Roy Lawrence, Mark Malek		
1967	Henry Palasek, Benjamin DeGenova		
1968	Tony Casarella, Ralph Tiner		
1969	Vin Clements, Brian Hermes		
1970	Steve Rosenblatt, James Pisciotano		
1971			



Roy Guyer



Sumner Dole



J.O. Christian



Aruther Valpey




D. Robert Ingalls



Richard Forzano



John Toner



Robert Casciola



Larry Naviaux



Walt Nazdak



Tom Jackson



Skip Holtz



Randy Edsall



Paul Pasqualoni



T.J. Weist



Bob Diaco



2019 UCONN FOOTBALL

1896

5-3

Date	Score	Result	Opponent
Oct. 3	16-6	W	Rockville H.S.
	6-22	L	Norwich Academy
	16-0	W	Willimantic YMCA
	6-0	W	Willimantic YMCA
Oct. 31	0-4	L	Middletown H.S.
Nov. 7	16-8	W	Willimantic H.S.
	4-0	W	Willimantic H.S.
	0-16	L	Middletown H.S.

1897

5-2

Date	Score	Result	Opponent
Oct. 2	4-12	L	Norwich Academy
Oct. 6	16-0	W	Willimantic YMCA
Oct. 9	10-8	W	New London A.C.
Oct. 16	10-4	W	Willimantic H.S.
Oct. 23	22-8	W	Rhode Island
Nov. 6	0-36	L	at Massachusetts
	30-0	W	Willimantic YMCA

1898

0-3, Coach: E.S. Mansfield

Date	Score	Result	Opponent
Oct. 17	0-17	L	Willimantic H.S.
	0-43	L	Norwich Academy
	0-29	L	Willimantic H.S.

1899

6-2, Coach: T.D. Knowles

Date	Score	Result	Opponent
Sept. 30	12-0	W	Rockville H.S.
Oct. 7	5-0	W	Willimantic Bus. Coll.
	24-0	W	Norwich Academy
Oct. 23	26-0	W	Wilbraham
Nov. 4	6-34	L	at Massachusetts
Nov. 11	12-5	W	Springfield College
Nov. 18	17-0	W	Rhode Island
	5-23	L	Waterbury YMCA

1900

4-3-1, Coach: T.D. Knowles

Date	Score	Result	Opponent
Sept. 22	6-0	W	Hartford H.S.
Sept. 29	33-0	W	Willimantic YMCA
Oct. 18	0-6	L	Trinity
Oct. 21	43-0	W	at Rhode Island
Nov. 3	6-17	L	Massachusetts
	11-0	W	Taft School
Nov. 24	5-5	T	Springfield College
	0-17	L	Waterbury YMCA

1901

8-2, Coach: T.D. Knowles

Date	Score	Result	Opponent
Sept. 21	0-17	L	Hartford H.S.
Sept. 28	17-0	W	Willimantic YMCA
Oct. 12	17-0	W	Rockville Regulars
	28-0	W	Middletown H.S.
Oct. 26	27-0	W	Rhode Island
Nov. 2	6-0	W	Pomfret School
Nov. 4	21-11	W	Wilbraham
	0-33	L	Williston
Nov. 16	10-6	W	Norwich Academy
	17-0	W	Willimantic YMCA



The Huskies went 8-2 in 1901.

1902

4-3, Coach: E.O. Smith

Date	Score	Result	Opponent
Sept. 27	0-6	L	Hartford H.S.
Oct. 4	16-0	W	Norwich Academy
Oct. 11	28-0	W	Willimantic Hustlers
Oct. 18	0-48	L	Springfield College
Oct. 25	5-6	L	Williston
	12-6	W	Wesleyan Academy
Nov. 22	23-0	W	Westerly H.S.

1903

3-5, Coach: E.O. Smith

Date	Score	Result	Opponent
Sept. 26	30-0	W	Willimantic H.S.
Oct. 3	6-0	W	Hartford H.S.
Oct. 14	6-5	W	Pomfret School
Oct. 17	5-6	L	Springfield H.S.
Oct. 24	0-24	L	Williston
Nov. 2	0-11	L	Wesleyan Academy
Nov. 7	0-33	L	Friends School
Nov. 14	6-11	L	Rhode Island

1904

5-3-1, Coach: E.O. Smith

Date	Score	Result	Opponent
Sept. 24	0-23	L	Springfield College
Oct. 1	12-5	W	Hartford H.S.
Oct. 8	11-0	W	Rockville Town
Oct. 15	11-0	W	Cushing Academy
Oct. 26	6-36	L	Williston
Oct. 31	17-0	W	Wesleyan Academy
	0-5	L	Springfield H.S.
Nov. 12	16-6	W	Norwich Academy
Nov. 19	10-10	T	Rhode Island

1905

2-2, Coach: E.O. Smith

Date	Score	Result	Opponent
Sept. 23	0-21	L	Springfield College
Sept. 30	0-38	L	Wesleyan
Oct. 14	17-0	W	New Britain H.S.
Nov. 11	10-0	W	Springfield H.S.

1906

2-4, Coach: George H. Lamson

Date	Score	Result	Opponent
Sept. 29	5-11	L	New Britain H.S.
Oct. 6	0-15	L	Hartford H.S.
Oct. 27	0-40	L	New Hampshire
Nov. 3	29-0	W	Norwich Academy
Nov. 17	16-5	W	W. Holyoke H.S.
	0-4	L	Worcester H.S.

1907

2-5, Coach: George H. Lamson

Date	Score	Result	Opponent
Oct. 5	0-25	L	Cushing Academy
Oct. 12	0-17	L	Wesleyan
Oct. 19	0-41	L	Springfield College
Oct. 26	4-33	L	Williston
Nov. 9	39-0	W	Norwich Academy
	28-0	W	New London A.C.
Nov. 23	0-42	L	at Rhode Island

1908

4-3-1, Coach: W.F. Madden

Date	Score	Result	Opponent
Sept. 26	36-0	W	Rockville H.S.
Oct. 10	0-21	L	Springfield College
	0-16	L	Worcester Academy
Oct. 24	16-0	W	Cushing Academy
Oct. 31	65-0	W	Wesleyan
Nov. 7	0-0	T	Boston College
Nov. 14	23-0	W	Wesleyan Academy
Nov. 21	10-12	L	Rhode Island

1909

3-5, Coach: S.F.G. McLean

Date	Score	Result	Opponent
Oct. 2	0-45	L	Cushing Academy
Oct. 9	49-0	W	Fort Mitchell
	34-0	W	Jewett City
Oct. 30	21-6	W	Bridgewater
Nov. 6	0-65	L	Trinity
Nov. 13	0-17	L	Boston College
Nov. 20	0-51	L	at Rhode Island
	0-7	L	Norwich Academy

1910

1-5-1, Coach: M.F. Claffey

Date	Score	Result	Opponent
Sept. 24	0-16	L	Springfield College
Oct. 1	0-30	L	Wesleyan
Oct. 8	0-16	L	Williston
Oct. 15	12-0	W	Rockville H.S.
Oct. 29	0-33	L	Rhode Island
Nov. 4	0-22	L	Norwich University
Nov. 19	0-0	T	Boston College

1911

0-5, Coach: Leo Hafford

Date	Score	Result	Opponent
Sept. 30	0-56	L	Wesleyan
Oct. 7	0-49	L	Tufts
Oct. 14	3-11	L	Williston
Oct. 20	0-32	L	Hotchkiss
Nov. 11	3-18	L	Monson

1912

3-3, Coach: A.J. Sharadin

Date	Score	Result	Opponent
Oct. 5	26-0	W	Norwich Academy
Oct. 12	3-0	W	Rockville Ind.
Oct. 19	0-40	L	Worcester Academy
Oct. 26	0-19	L	Williston
Nov. 2	12-7	W	Fort Wright
Nov. 16	0-13	L	Boston College

1913

5-3, Coach: P.T. Brady

Date	Score	Result	Opponent
Sept. 27	23-0	W	Bulkeley H.S. (N.I.)
Oct. 4	0-40	L	Dean Academy
Oct. 11	32-0	W	Norwich Academy
Oct. 18	7-0	W	Monson
	47-7	W	Rockville H.S.
Nov. 8	52-0	W	Conn. Literary Inst.
Nov. 15	7-28	L	Stevens Inst.
Nov. 22	0-47	L	Boston College

1914

3-0, Coach: Dave W. Warner

Date	Score	Result	Opponent
	12-0	W	Norwich Academy
	19-0	W	Fort Wright
	17-9	W	Williston

1915

1-7, Coach: John F. Donahue

Date	Score	Result	Opponent
	0-7	L	Worcester Poly.
	3-14	L	Stevens Inst.
	0-18	L	New Hampshire
	0-35	L	Fordham
Oct. 23	7-9	L	Rhode Island
	18-0	W	Springfield College
	6-17	L	Columbus University
Nov. 13	6-7	L	Boston College

1916

1-7, Coach: John F. Donahue

Date	Score	Result	Opponent
Sept. 23	0-7	L	at Holy Cross
Sept. 30	0-7	L	at Wesleyan
Oct. 7	0-12	L	at Massachusetts
	10-20	L	Vermont
Oct. 28	6-13	L	at Rhode Island
	0-25	L	New Hampshire
	3-19	L	Stevens Inst.
	17-7	W	Norwich

1917

No Football Played

1918

No Football Played



Connecticut's 1924 team was 6-0-2 and considered to be among the finest in the nation by *The New York Times*.

1919

2-6, Coach: Roy J. Guyer

Date	Score	Result	Opponent
Sept. 27	0-13	L	New Hampshire
Oct. 4	7-15	L	at Massachusetts
Oct. 11	0-6	L	Trinity
Oct. 18	0-35	L	Stevens Inst.
Oct. 25	0-69	L	at Holy Cross
	7-33	L	New York Aggies
Nov. 8	7-0	W	Boston University
Nov. 22	7-3	W	at Rhode Island

1920

1-6-1, Coach: Ross Swartz

Date	Score	Result	Opponent
	0-14	L	Trinity
Oct. 2	0-28	L	at Massachusetts
	6-9	L	Worcester Poly.
Oct. 16	0-7	L	Lowell Textile
Oct. 23	0-40	L	New Hampshire
Oct. 30	0-28	L	Boston University
	63-0	W	St. Stephen's
Nov. 20	0-0	T	Rhode Island

1921

3-2-3, Coach: Wilder Tasker

Date	Score	Result	Opponent
Oct. 1	0-13	L	Massachusetts
Oct. 8	0-0	T	Trinity
Oct. 15	21-0	W	St. Stephen's
Oct. 22	7-7	T	Lowell Textile
Oct. 29	27-14	W	Worcester Poly.
Nov. 5	39-14	W	St. Lawrence
Nov. 12	0-0	T	Penn. Military
Coll.			
Nov. 19	21-27	L	at Rhode Island

1922

2-6-1, Coach: Wilder Tasker

Date	Score	Result	Opponent
Sept. 23	0-14	L	Maine
Sept. 30	0-13	L	Tufts
Oct. 7	6-13	L	at Massachusetts
Oct. 14	7-24	L	Springfield
Oct. 21	19-7	W	Trinity
Oct. 28	26-3	W	Worcester Poly.
	12-12	T	St. Stephen's
	0-10	L	Providence
Nov. 18	7-12	L	Rhode Island

1923

3-4-1, Coach: Sumner A. Dole

Date	Score	Result	Opponent
Sept. 29	13-0	W	Trinity
Oct. 6	0-14	L	Tufts
Oct. 13	0-7	L	Maine
Oct. 20	0-0	T	New Hampshire
Oct. 27	0-13	L	Norwich University
Nov. 3	19-0	W	City College of N.Y.
Nov. 10	6-12	L	St. Stephen's
Nov. 17	7-0	W	at Rhode Island

1924

6-0-2, Coach: Sumner A. Dole

Date	Score	Result	Opponent
Sept. 27	12-10	W	at Massachusetts
Oct. 4	0-0	T	Tufts
Oct. 11	3-0	W	at Maine
Oct. 18	6-3	W	New Hampshire
Oct. 25	21-0	W	Norwich
Nov. 1	0-0	T	Springfield
Nov. 8	26-0	W	Trinity
Nov. 15	22-0	W	Rhode Island

1925

3-5-1, Coach: Sumner A. Dole

Date	Score	Result	Opponent
Sept. 26	7-3	W	Wesleyan
Oct. 3	0-23	L	New York University
Oct. 10	0-7	L	Maine
Oct. 17	0-13	L	Massachusetts
Oct. 24	3-0	W	Tufts
Oct. 31	19-0	W	Manhattan
Nov. 7	3-17	L	New Hampshire
Nov. 14	0-0	T	at Rhode Island
	7-13	L	Rensselaer

1926

7-1, Coach: Sumner A. Dole

Date	Score	Result	Opponent
Oct. 2	13-0	W	at Wesleyan
Oct. 9	13-6	W	at Massachusetts
Oct. 16	0-21	L	at Maine
Oct. 23	34-0	W	Trinity
Oct. 30	3-0	W	New Hampshire
Nov. 6	68-0	W	Cooper Union
	26-6	W	Rensselaer
Nov. 13	33-0	W	Rhode Island

1927

5-4, Coach: Sumner A. Dole

Date	Score	Result	Opponent
	38-0	W	Coast Guard
Oct. 1	19-0	W	at Wesleyan
Oct. 8	13-14	L	Maine
	21-31	L	Springfield
	9-6	W	New Hampshire
	28-6	W	Lowell Textile
	25-12	W	Trinity
Nov. 12	0-12	L	at Rhode Island
Nov. 19	0-19	L	Boston College

1928

4-1-3, Coach: Sumner A. Dole

Date	Score	Result	Opponent
Oct. 6	33-0	W	Wesleyan
Oct. 13	0-0	T	at Maine
	0-0	T	Lowell Textile
	6-0	W	Vermont
	20-0	W	Coast Guard
	0-0	T	New Hampshire
Nov. 17	24-0	W	Rhode Island
Nov. 24	13-51	L	at Boston College

1929

4-4, Coach: Sumner A. Dole

Date	Score	Result	Opponent
	0-7	L	Amherst
Oct. 5	13-0	W	at Wesleyan
Oct. 12	20-7	W	Maine
	0-7	L	Tufts
	19-0	W	Coast Guard
	34-0	W	Vermont
	0-7	L	New Hampshire
Nov. 16	6-19	L	at Rhode Island

1930

1-5-1, Coach: Sumner A. Dole

Date	Score	Result	Opponent
	0-19	L	Albright
Oct. 11	0-13	L	at Maine
	6-16	L	Trinity
	0-25	L	Tufts
	13-0	W	Coast Guard
	0-33	L	New Hampshire
Nov. 15	0-0	T	Rhode Island

1931

2-3-3, Coach: Sumner A. Dole

Date	Score	Result	Opponent
	6-6	T	Arnold
Oct. 3	7-0	W	Wesleyan
Oct. 10	0-8	L	Maine
	7-0	W	Trinity
	7-7	T	Tufts
	0-0	T	Coast Guard
	0-49	L	New Hampshire
Oct. 14	0-14	L	at Rhode Island

1932

0-6-2, Coach: Sumner A. Dole

Date	Score	Result	Opponent
Oct. 1	0-13	L	at Maine
Oct. 8	2-24	L	at Wesleyan
Oct. 15	0-39	L	Massachusetts
	0-7	L	Trinity
	6-22	L	Tufts
	0-0	T	Coast Guard
Nov. 12	19-19	T	Rhode Island
	0-43	L	New Hampshire

1933

1-6-1, Coach: Sumner A. Dole

Date	Score	Result	Opponent
	19-6	W	Cooper Union
	6-36	L	Vermont
Oct. 7	0-19	L	at Wesleyan
Oct. 14	7-40	L	at Massachusetts
	0-42	L	Tufts
	0-13	L	Trinity
	0-0	T	Coast Guard
Nov. 11	7-20	L	at Rhode Island

1934

1-7, Coach: J.O. Christian

Date	Score	Result	Opponent
	0-7	L	American Int'l
	0-22	L	Amherst
Oct. 6	0-14	L	Wesleyan
Oct. 13	6-7	L	Massachusetts
	0-14	L	Tufts
	0-25	L	Trinity
	13-0	W	Coast Guard
Nov. 10	0-19	L	Rhode Island

1935

2-4-1, Coach: J.O. Christian

Date	Score	Result	Opponent
Sept. 28	0-0	T	Northeastern
Oct. 5	0-6	L	at Wesleyan
Oct. 12	12-25	L	at Massachusetts
	7-6	W	Worcester Poly.
	13-26	L	Trinity
	7-0	W	Coast Guard
Nov. 9	0-7	L	at Rhode Island

1936

7-2, Coach: J.O. Christian

Date	Score	Result	Opponent
	27-0	W	Brown
Oct. 3	0-3	L	Wesleyan
Oct. 10	13-0	W	Massachusetts
	19-6	W	Worcester Poly.
	0-8	L	Trinity
	45-12	W	Coast Guard
Nov. 7	33-0	W	Rhode Island
Nov. 14	14-13	W	at Northeastern
	52-6	W	Norwich

1937

6-2-1, Coach: J.O. Christian

Date	Score	Result	Opponent
	0-20	L	Brown
Oct. 2	6-17	L	at Wesleyan
Oct. 9	36-7	W	at Massachusetts
	21-6	W	Worcester Poly.
	15-0	W	Trinity
	20-7	W	Middlebury
Nov. 6	13-7	W	at Rhode Island
	0-0	T	Coast Guard
	76-0	W	Norwich



2019 UCONN FOOTBALL

1938

4-3, Coach: J.O. Christian

Date	Score	Result	Opponent
Oct. 1	13-6	W	Wesleyan
Oct. 8	19-0	W	Massachusetts
Oct. 15	0-13	L	at Maine
	13-0	W	Middlebury
Nov. 5	20-21	L	Rhode Island
	25-6	W	Coast Guard
	0-10	L	New Hampshire

1939

5-3, Coach: J.O. Christian

Date	Score	Result	Opponent
	14-0	W	Coast Guard
Oct. 7	6-9	L	at Wesleyan
Oct. 14	7-6	W	at Massachusetts
Oct. 21	7-20	L	Maine
Oct. 28	25-7	W	at Buffalo
	20-0	W	Lowell Textile
Nov. 11	20-14	W	at Rhode Island
	0-41	L	Brown

1940

4-4, Coach: J.O. Christian

Date	Score	Result	Opponent
	10-9	W	Coast Guard
Oct. 5	13-0	W	Massachusetts
Oct. 12	6-0	W	Wesleyan
Oct. 19	13-6	W	at Maine
Oct. 26	6-7	L	Buffalo
Nov. 9	7-45	L	Rutgers
Nov. 9	12-13	L	Rhode Island
	0-9	L	New Hampshire

1941

2-6, Coach: J.O. Christian

Date	Score	Result	Opponent
	0-7	L	Coast Guard
Oct. 4	6-8	L	at Massachusetts
Oct. 11	0-7	L	at Wesleyan
Oct. 18	13-14	L	Maine
	25-8	W	Springfield
	7-0	W	Middlebury
Nov. 8	0-6	L	at Rhode Island
Nov. 15	7-32	L	Rutgers

1942

6-2, Coach: J.O. Christian

Date	Score	Result	Opponent
	0-34	L	Maryland
Oct. 3	26-0	W	Massachusetts
Oct. 10	7-20	L	Wesleyan
Oct. 17	26-7	W	at Maine
	21-14	W	Springfield
	32-0	W	Middlebury
Nov. 7	13-6	W	Rhode Island
	16-0	W	Coast Guard

1943

No Football Played

1944

7-1, Coach: J.O. Christian

Date	Score	Result	Opponent
	27-0	W	Norwich
	0-6	L	Bates
	13-7	W	Middlebury
	10-0	W	Brooklyn
	21-0	W	City College of N.Y.
	15-0	W	Brooklyn
	52-0	W	City College of N.Y.
	14-0	W	Norwich

1945

7-1, Coach: J.O. Christian

Date	Score	Result	Opponent
	46-0	W	Worcester Poly.
	28-6	W	Middlebury
	0-19	L	Franklin & Marshall
Oct. 20	18-12	W	at Maine
	33-6	W	Lehigh
	33-0	W	Amherst
Nov. 10	53-0	W	Maine
	54-0	W	Boston University

1946

4-3-1, Coach: J.O. Christian

Date	Score	Result	Opponent
	0-7	L	at Harvard
	25-0	W	Springfield
Oct. 12	2-7	L	at Wesleyan
Oct. 19	21-20	W	Maine
	0-10	L	Lehigh
	27-13	W	Coast Guard
Nov. 9	33-0	W	at Rhode Island
	12-12	T	New Hampshire

1947

4-4, Coach: J.O. Christian

Date	Score	Result	Opponent
Sept. 27	13-33	L	at Brown
Oct. 4	14-6	W	at Springfield
Oct. 11	0-12	L	Wesleyan
Oct. 18	7-13	L	at Maine
Oct. 25	25-7	W	Champlain
Nov. 1	14-0	W	at Coast Guard
Nov. 8	23-0	W	Rhode Island
Nov. 15	6-14	L	New Hampshire

1948

3-5, Coach: J.O. Christian

Date	Score	Result	Opponent
Oct. 2	0-7	L	at Yale
	7-10	L	Springfield
Oct. 16	34-6	W	Maine
	6-49	L	at Brown
	34-7	W	Champlain
Nov. 6	28-6	W	at Rhode Island
	7-20	L	at New Hampshire
Nov. 20	26-42	L	Kent State

1949

4-4-1 overall, 2-0 in Yankee Conference

Coach: J.O. Christian

Date	Score	Result	Opponent
Sept. 24	0-26	L	at Yale
	14-0	W	American Int'l
	7-26	L	at Springfield
Oct. 15	12-12	T	at Maine
	125-0	W	Newport N.T.S.
Oct. 29	0-27	L	at Kent State
Nov. 5	23-0	W	Rhode Island
	27-7	W	New Hampshire
	12-43	L	at Ohio Wesleyan

Yankee Conf. Co-Champion

1950

3-5 overall, 0-3 in Yankee Conference

Coach: Arthur L. Valpey

Date	Score	Result	Opponent
Sept. 23	0-25	L	at Yale
Sept. 30	14-25	L	American Int'l
Oct. 7	20-14	W	Ohio Wesleyan
Oct. 14	13-12	W	at Springfield
Oct. 21	7-16	L	Maine
Oct. 28	14-7	W	New York University
Nov. 4	7-21	L	at New Hampshire
Nov. 11	7-14	L	at Rhode Island

1951

4-4 overall, 2-1 in Yankee Conference

Coach: Arthur L. Valpey

Date	Score	Result	Opponent
Sept. 29	27-14	W	Delaware
Oct. 6	6-7	L	at Williams
Oct. 13	7-0	W	Springfield
Oct. 20	19-49	L	at Maine
Oct. 27	6-20	L	at Buffalo
Nov. 3	20-0	W	New Hampshire
Nov. 10	0-6	L	American Int'l
Nov. 17	21-6	W	Rhode Island

1952

5-3 overall, 3-1 in Yankee Conference

Coach: Robert Ingalls

Date	Score	Result	Opponent
Sept. 20	13-34	L	at Yale
Sept. 27	47-7	W	Buffalo
Oct. 4	26-13	W	Massachusetts
Oct. 11	13-7	W	Maine
Oct. 18	25-13	W	at Delaware
Oct. 25	16-12	W	at New Hampshire
Nov. 1	13-21	L	at Brown
Nov. 8	25-28	L	at Rhode Island

Yankee Conf. Co-Champion

1953

3-4-1 overall, 2-1-1 in Yankee Conference

Coach: Robert Ingalls

Date	Score	Result	Opponent
Sept. 26	0-32	L	at Yale
Oct. 3	41-0	W	at Massachusetts
Oct. 10	26-6	W	St. Lawrence
Oct. 17	18-18	T	at Maine
Oct. 24	7-30	L	Delaware
Oct. 31	6-0	W	New Hampshire
Nov. 7	7-42	L	at Brown
Nov. 14	13-19	L	Rhode Island

1954

1-8 overall, 0-4 in Yankee Conference

Coach: Robert Ingalls

Date	Score	Result	Opponent
Sept. 25	0-27	L	at Yale
Oct. 2	13-41	L	Boston University
Oct. 9	13-20	L	at Massachusetts
Oct. 16	13-41	L	Maine
Oct. 23	7-28	L	at Delaware
Sept. 30	0-34	L	at New Hampshire
Nov. 6	20-19	W	Northeastern
Nov. 13	0-20	L	at Rhode Island
Nov. 20	26-46	L	at Holy Cross

1955

4-4 overall, 2-2 in Yankee Conference

Coach: Robert Ingalls

Date	Score	Result	Opponent
Sept. 24	0-14	L	at Yale
Oct. 1	10-7	W	at Boston University
Oct. 8	18-13	W	UMass
Oct. 15	0-13	L	at Maine
Oct. 22	14-26	L	at Delaware
Oct. 29	20-7	W	New Hampshire
Nov. 5	Cancelled		at Northeastern
Nov. 12	0-25	L	Rhode Island
Nov. 19	6-0	W	Holy Cross

1956

6-2-1 overall, 3-0-1 in Yankee Conference

Coach: Robert Ingalls

Date	Score	Result	Opponent
Sept. 22	12-41	L	Springfield
Sept. 29	14-19	L	at Yale
Oct. 6	27-7	W	Rutgers
Oct. 13	71-6	W	at Massachusetts
Oct. 20	13-7	W	Maine
Oct. 27	26-14	W	Delaware
Nov. 3	0-0	T	at New Hampshire
Nov. 10	26-0	W	Northeastern
Nov. 17	51-6	W	at Rhode Island

Yankee Conference Champion

1957

5-4-1 overall, 3-0-1 in Yankee Conference

Coach: Robert Ingalls

Date	Score	Result	Opponent
Sept. 21	14-19	L	at Springfield
Sept. 28	0-27	L	at Yale
Oct. 5	7-14	L	at Rutgers
Oct. 12	19-6	W	Massachusetts
Oct. 19	19-0	W	at Maine
Oct. 26	13-9	W	Delaware
Nov. 2	18-0	W	New Hampshire
Nov. 9	46-14	W	at Northeastern
Nov. 16	0-0	T	Rhode Island
Nov. 23	7-32	L	at Boston University

Yankee Conf. Co-Champion

1958


7-3 overall, 4-0 in Yankee Conference

Coach: Robert Ingalls

Date	Score	Result	Opponent
Sept. 20	41-14	W	Springfield
Sept. 27	6-8	L	at Yale
Oct. 4	55-6	W	American Int'l
Oct. 11	28-14	W	at Massachusetts
Oct. 18	21-6	W	Maine
Oct. 25	0-28	L	at Delaware
Nov. 1	34-0	W	at N. Hampshire
Nov. 8	38-14	W	Northeastern
Nov. 15	36-8	W	at Rhode Island
Nov. 22	22-36	L	Boston University

Conference Champion

ALL-TIME RESULTS



1959 The 1959 Huskies won the Yankee Conference Championship.

6-3 overall, 4-0 in Yankee Conference

Coach: Robert Ingalls

Date	Score	Result	Opponent
Sept. 19	35-8	W	Springfield
Sept. 26	0-2	L	at Yale
Oct. 3	8-20	L	at Rutgers
Oct. 10	26-0	W	Massachusetts
Oct. 17	18-15	W	at Maine
Oct. 23	7-8	L	at Boston University
Oct. 31	39-38	W	New Hampshire
Nov. 7	30-2	W	at Northeastern
Nov. 14	34-0	W	Rhode Island

Yankee Conference Champion

1960

5-4 overall, 3-1 in Yankee Conference

Coach: Robert Ingalls

Date	Score	Result	Opponent
Sept. 24	8-11	L	at Yale
Oct. 1	6-19	L	Rutgers
Oct. 8	31-0	W	at Massachusetts
Oct. 15	30-2	W	Maine
Oct. 22	31-24	W	at Buffalo
Oct. 29	9-17	L	at New Hampshire
Nov. 5	16-14	W	Boston University
Nov. 12	42-6	W	Rhode Island
Nov. 19	6-30	L	at Holy Cross

Yankee Conf. Co-Champion

1961

2-7 overall, 2-2 in Yankee Conference

Coach: Robert Ingalls

Date	Score	Result	Opponent
Sept. 30	0-18	L	at Yale
Oct. 7	12-35	L	at Rutgers
Oct. 14	13-31	L	Massachusetts
Oct. 21	0-2	L	at Maine
Oct. 28	7-30	L	Buffalo
Nov. 4	30-23	W	New Hampshire
Nov. 11	6-14	L	at Boston University
Nov. 18	37-0	W	at Rhode Island
Nov. 25	3-14	L	Holy Cross

1962

3-6 overall, 2-2 in Yankee Conference

Coach: Robert Ingalls

Date	Score	Result	Opponent
Sept. 29	14-18	L	at Yale
Oct. 6	15-9	W	Rutgers
Oct. 13	6-16	L	at Massachusetts
Oct. 20	14-6	W	Maine
Oct. 27	0-34	L	at Delaware
Nov. 3	0-7	L	at New Hampshire
Nov. 10	7-13	L	Boston University
Nov. 17	27-0	W	Rhode Island
Nov. 24	14-36	L	at Holy Cross

2-6 overall, 1-3 in Yankee Conference

Coach: Robert Ingalls

Date	Score	Result	Opponent
Sept. 28	0-3	L	at Yale
Oct. 5	7-9	L	at Temple
Oct. 12	3-21	L	Massachusetts
Oct. 19	12-35	L	at Maine
Oct. 26	14-26	L	Delaware
Nov. 2	21-6	W	New Hampshire
Nov. 9	22-0	W	at Boston University
Nov. 16	12-13	L	at Rhode Island
Nov. 23	Cancelled		Holy Cross

1964

4-4-1 overall, 2-1-1 in Yankee Conference

Coach: Richard E. Forzano

Date	Score	Result	Opponent
Sept. 26	6-21	L	at Yale
Oct. 3	3-9	L	at Rutgers
Oct. 10	0-30	L	at Massachusetts
Oct. 17	14-13	W	Maine
Oct. 24	25-7	W	Temple
Oct. 31	0-0	T	at New Hampshire
Nov. 7	17-16	W	Boston University
Nov. 14	28-7	W	Rhode Island
Nov. 21	6-20	L	at Holy Cross

1965

3-6 overall, 2-2 in Yankee Conference

Coach: Richard E. Forzano

Date	Score	Result	Opponent
Sept. 25	13-6	W	at Yale
Oct. 2	8-17	L	Rutgers
Oct. 9	7-20	L	Massachusetts
Oct. 16	6-24	L	at Maine
Oct. 23	11-12	L	Temple
Oct. 30	27-0	W	New Hampshire
Nov. 6	14-15	L	at Boston University
Nov. 13	14-0	W	at Rhode Island
Nov. 20	0-22	L	Holy Cross

1966

2-6-1 overall, 2-2-1 in Yankee Conference

Coach: John L. Toner

Date	Score	Result	Opponent
Sept. 24	0-16	L	at Yale
Oct. 1	10-14	L	Vermont
Oct. 8	6-12	L	at Massachusetts
Oct. 15	20-19	W	Maine
Oct. 22	25-35	L	at Temple
Oct. 29	15-14	W	at New Hampshire
Nov. 5	16-30	L	Boston University
Nov. 12	0-0	T	Rhode Island
Nov. 19	0-16	L	at Holy Cross

1967

5-4 overall, 4-1 in Yankee Conference

Coach: John L. Toner

Date	Score	Result	Opponent
Sept. 30	17-6	W	at Vermont
Oct. 7	6-14	L	at Yale
Oct. 14	14-35	L	Massachusetts
Oct. 21	21-0	W	at Maine
Oct. 28	18-38	L	Davidson
Nov. 4	20-19	W	New Hampshire
Nov. 11	12-21	L	at Boston University
Nov. 18	26-18	W	at Rhode Island
Nov. 25	3-0	W	Holy Cross

1968

4-6 overall, 4-1 in Yankee Conference

Coach: John L. Toner

Date	Score	Result	Opponent
Sept. 20	21-0	W	Vermont
Sept. 28	14-31	L	at Yale
Oct. 5	10-17	L	at New Hampshire
Oct. 12	18-30	L	at Davidson
Oct. 19	29-0	W	Maine
Oct. 26	27-20	W	at Massachusetts
Nov. 2	23-33	L	Boston University
Nov. 9	15-27	L	at Rutgers
Nov. 16	35-6	W	Rhode Island
Nov. 23	24-27	L	at Holy Cross

Yankee Conf. Co-Champion

1969

5-4 overall, 3-2 in Yankee Conference

Coach: John L. Toner

Date	Score	Result	Opponent
Sept. 20	26-6	W	at Vermont
Sept. 27	19-15	W	at Yale
Oct. 4	6-14	L	New Hampshire
Oct. 18	28-7	W	at Maine
Oct. 25	7-28	L	Massachusetts
Nov. 1	21-37	L	at Boston University
Nov. 8	28-22	W	Rutgers
Nov. 15	25-15	W	at Rhode Island
Nov. 22	33-43	L	Baldwin-Wallace

1970

4-4-2 overall, 4-0-1 in Yankee Conference

Coach: John L. Toner

Date	Score	Result	Opponent
Sept. 19	47-0	W	Vermont
Sept. 26	0-10	L	at Yale
Oct. 3	27-14	W	at New Hampshire
Oct. 10	23-41	L	at Temple
Oct. 17	45-13	W	Maine
Oct. 24	21-21	T	at Massachusetts
Oct. 31	9-34	L	Boston University
Nov. 7	15-28	L	at William & Mary
Nov. 14	33-12	W	Rhode Island
Nov. 21	20-20	T	at Holy Cross

Yankee Conference Champion

1971

5-3-1 overall, 3-1-1 in Yankee Conference

Coach: Robert F. Casciola

Date	Score	Result	Opponent
Sept. 18	7-20	L	at Vermont
Sept. 25	0-23	L	at Yale
Oct. 2	28-21	W	New Hampshire
Oct. 9	0-38	L	Temple
Oct. 16	21-7	W	at Maine
Oct. 23	3-3	T	Massachusetts
Oct. 29	14-10	W	at Boston U.
Nov. 13	10-6	W	at Rhode Island
Nov. 20	24-17	W	Holy Cross

Yankee Conf. Co-Champion

1972

4-5 overall, 4-1 in Yankee Conference

Coach: Robert F. Casciola

Date	Score	Result	Opponent
Sept. 23	7-0	W	Vermont
Sept. 30	7-28	L	at Yale
Oct. 7	10-7	W	at New Hampshire
Oct. 14	7-32	L	Delaware
Oct. 21	31-9	W	Maine
Oct. 28	16-49	L	at Massachusetts
Nov. 4	13-21	L	at Rutgers
Nov. 18	42-21	W	Rhode Island
Nov. 25	10-20	L	at Holy Cross



2019 UCONN FOOTBALL

1973
8-2-1 overall, 5-0-1 in Yankee Conference
Coach: Larry L. Naviaux

Date	Score	Result	Opponent
Sept. 15	20-22	L	Lehigh
Sept. 22	26-14	W	at Vermont
Sept. 29	27-13	W	at Yale
Oct. 6	7-3	W	New Hampshire
Oct. 13	7-35	L	at Delaware
Oct. 20	30-3	W	at Maine
Oct. 27	28-6	W	Massachusetts
Nov. 3	27-19	W	Rutgers
Nov. 10	19-10	W	at Boston U.
Nov. 17	7-7	T	at Rhode Island
Nov. 24	10-9	W	Holy Cross

Yankee Conference Champion

1974
4-6 overall, 3-3 in Yankee Conference
Coach: Larry L. Naviaux

Date	Score	Result	Opponent
Sept. 21	36-22	W	Vermont
Sept. 28	7-20	L	at Yale
Oct. 5	41-24	W	at New Hampshire
Oct. 12	6-15	L	Delaware
Oct. 19	0-7	L	Maine
Oct. 26	10-9	W	at Massachusetts
Nov. 2	9-7	W	at Rutgers
Nov. 9	17-27	L	Boston University
Nov. 16	13-14	L	Rhode Island
Nov. 23	14-23	L	at Holy Cross

1975
4-7 overall, 3-2 in Yankee Conference
Coach: Larry L. Naviaux

Date	Score	Result	Opponent
Sept. 20	7-55	L	at Navy
Sept. 27	14-35	L	at Yale
Oct. 4	10-14	L	New Hampshire
Oct. 11	0-29	L	at Delaware
Oct. 18	14-0	W	at Maine
Oct. 25	14-29	L	Massachusetts
Nov. 1	8-35	L	Rutgers
Nov. 7	52-10	W	at Boston U.
Nov. 15	21-10	W	at Rhode Island
Nov. 22	35-14	W	Holy Cross
Nov. 29	3-13	L	Virginia Military

1976
2-9 overall, 2-3 in Yankee Conference
Coach: Larry L. Naviaux

Date	Score	Result	Opponent
Sept. 11	7-13	L	at Colgate
Sept. 18	3-21	L	Navy
Sept. 25	10-21	L	at Yale
Oct. 2	21-24	L	at New Hampshire
Oct. 9	0-38	L	at Rutgers
Oct. 16	13-24	L	Maine
Oct. 23	28-6	W	at Massachusetts
Oct. 30	6-30	L	Delaware
Nov. 6	40-11	W	Boston University
Nov. 13	14-17	L	Rhode Island
Nov. 20	40-41	L	at Holy Cross

1977
1-10 overall, 1-4 in Yankee Conference
Coach: Walt Nadzak

Date	Score	Result	Opponent
Sept. 10	0-49	L	at Lehigh
Sept. 17	7-38	L	at Navy
Sept. 24	12-23	L	at Yale
Oct. 1	7-42	L	New Hampshire
Oct. 8	18-42	L	Rutgers
Oct. 15	7-9	L	at Maine
Oct. 22	0-10	L	Massachusetts
Oct. 29	0-28	L	at Delaware
Nov. 5	23-21	W	at Boston U.
Nov. 12	7-14	L	at Rhode Island
Nov. 19	3-14	L	Holy Cross

1978
4-7 overall, 3-2 in Yankee Conference
Coach: Walt Nadzak

Date	Score	Result	Opponent
Sept. 9	21-19	W	Northeastern
Sept. 16	3-27	L	William & Mary
Sept. 23	0-30	L	Navy
Sept. 30	7-21	L	at Yale
Oct. 7	17-25	L	at New Hampshire
Oct. 14	0-10	L	at Rutgers
Oct. 21	49-7	W	Maine
Nov. 28	10-17	L	at Massachusetts

Nov. 11	27-20	W	Boston University
Nov. 18	31-6	W	Rhode Island
Nov. 25	16-20	L	at Holy Cross

1979
3-6-2 overall, 3-1-1 in Yankee Conference
Coach: Walt Nadzak

Date	Score	Result	Opponent
Sept. 15	10-26	L	at Army
Sept. 22	10-21	L	at Navy
Sept. 28	17-24	L	at Yale
Oct. 6	3-3	T	New Hampshire
Oct. 13	14-26	L	Rutgers
Oct. 20	19-7	W	at Maine
Oct. 27	24-0	W	Massachusetts
Nov. 3	13-13	T	at Virginia Military
Nov. 10	12-16	L	at Boston U.
Nov. 17	10-9	W	at Rhode Island
Nov. 27	12-28	L	Holy Cross

1980
7-3 overall, 3-2 in Yankee Conference
Coach: Walt Nadzak

Date	Score	Result	Opponent
Sept. 6	20-10	W	at New Hampshire
Sept. 13	38-7	W	Bucknell
Sept. 20	34-6	W	at Northeastern
Sept. 27	10-20	L	at Yale
Oct. 4	24-21	W	Colgate
Oct. 18	18-17	W	at Holy Cross
Oct. 25	14-13	W	Maine
Nov. 1	21-39	L	at Massachusetts
Nov. 8	24-28	L	Boston University
Nov. 15	56-30	W	Rhode Island

1981
4-7 overall, 1-4 in Yankee Conference
Coach: Walt Nadzak

Date	Score	Result	Opponent
Sept. 12	27-7	W	at Bucknell
Sept. 19	31-3	W	Northeastern
Sept. 26	18-27	L	at Yale
Oct. 3	24-28	L	New Hampshire
Oct. 10	17-21	L	at Lehigh
Oct. 17	44-24	W	Holy Cross
Oct. 24	31-10	W	at Maine
Oct. 31	24-29	L	Massachusetts
Nov. 7	20-37	L	at Boston U.
Nov. 14	29-34	L	at Rhode Island
Nov. 27	26-35	L	Delaware

1982
5-6 overall, 3-2 in Yankee Conference
Coach: Walt Nadzak

Date	Score	Result	Opponent
Sept. 11	17-31	L	at Colgate
Sept. 18	24-17	W	Northeastern
Sept. 25	17-7	W	at Yale
Oct. 2	20-17	W	at New Hampshire
Oct. 9	12-16	L	Lehigh
Oct. 16	7-10	L	at Holy Cross
Oct. 23	7-21	L	Maine
Oct. 30	14-30	L	at Massachusetts
Nov. 6	13-10	W	Boston University
Nov. 13	26-21	W	Rhode Island
Nov. 26	7-13	L	at Delaware

Yankee Conference Co-Champion

1983
5-6 overall, 4-1 in Yankee Conference
Coach: Tom Jackson

Date	Score	Result	Opponent
Sept. 10	5-22	L	at Rutgers
Sept. 17	7-28	L	at Northeastern
Sept. 24	38-12	W	at Yale
Oct. 1	9-7	W	New Hampshire
Oct. 8	7-13	L	at Lehigh
Oct. 15	16-20	L	Holy Cross
Oct. 22	31-26	W	at Maine
Oct. 29	16-6	W	Massachusetts
Nov. 5	7-17	L	at Boston U.
Nov. 12	18-17	W	at Rhode Island
Nov. 19	33-41	L	Colgate

Yankee Conference Co-Champion

1984
3-8 overall, 1-4 in Yankee Conference
Coach: Tom Jackson

Date	Score	Result	Opponent
Sept. 8	3-9	L	at Colgate
Sept. 15	7-10	L	Lehigh

Sept. 22	41-14	W	Morgan State
Sept. 29	20-0	W	at Yale
Oct. 6	12-13	L	at New Hampshire
Oct. 13	13-20	L	at Lafayette
Oct. 20	0-41	L	at Holy Cross
Oct. 27	10-13	L	Maine (OT)
Nov. 3	21-16	W	at Massachusetts
Nov. 10	17-21	L	Boston University
Nov. 17	19-29	L	Rhode Island

1985
4-5 overall, 1-4 in Yankee Conference
Coach: Tom Jackson

Date	Score	Result	Opponent
Sept. 14	27-13	W	Northeastern
Sept. 21	28-24	W	at Lehigh
Sept. 28	Cancelled		at Yale
Oct. 5	8-10	L	New Hampshire
Oct. 12	14-24	L	Delaware St.
Oct. 19	22-2	W	Holy Cross
Oct. 26	3-28	L	at Maine
Nov. 2	7-21	L	Massachusetts
Nov. 9	24-3	W	at Boston U.
Nov. 16	42-56	L	at Rhode Island

1986
8-3 overall, 5-2 in Yankee Conference
Coach: Tom Jackson

Date	Score	Result	Opponent
Sept. 13	20-9	W	Central Conn.
Sept. 20	29-22	W	Richmond
Sept. 27	17-12	W	at Yale
Oct. 4	19-42	L	at New Hampshire
Oct. 11	31-32	L	at Delaware St.
Oct. 18	26-20	W	at Northeastern
Oct. 25	35-19	W	Maine
Nov. 1	24-7	W	Boston University
Nov. 8	7-35	L	at Delaware
Nov. 15	21-14	W	Rhode Island (OT)
Nov. 22	20-17	W	at Massachusetts

Yankee Conference Co-Champion

1987
7-4 overall, 5-2 in Yankee Conference
Coach: Tom Jackson

Date	Score	Result	Opponent
Sept. 12	38-21	W	Southern Conn.
Sept. 19	12-20	L	Northeastern
Sept. 26	27-30	L	at Yale
Oct. 3	21-14	W	at Richmond
Oct. 10	7-31	L	at Boston U.
Oct. 17	21-17	W	Massachusetts
Oct. 24	28-32	L	at Maine
Oct. 31	34-23	W	Villanova
Nov. 7	20-19	W	Delaware
Nov. 14	52-7	W	at Rhode Island
Nov. 21	31-21	W	New Hampshi

1988
7-4 overall, 4-4 in Yankee Conference
Coach: Tom Jackson

Date	Score	Result	Opponent
Sept. 10	35-12	W	Richmond
Sept. 17	20-27	L	at New Hampshire
Sept. 24	41-0	W	at Yale
Oct. 1	25-24	W	at Northeastern
Oct. 8	14-21	L	Villanova
Oct. 15	35-14	W	at Massachusetts
Oct. 22	28-21	W	Maine
Oct. 29	45-0	W	Southern Conn.
Nov. 5	21-20	W	at Delaware
Nov. 12	15-20	L	at Boston U.
Nov. 19	19-21	L	Rhode Island

1989
8-3 overall, 6-2 in Yankee Conference
Coach: Tom Jackson

Date	Score	Result	Opponent
Sept. 9	27-9	W	Central Conn.
Sept. 16	30-31	L	at SMU
Sept. 23	20-10	W	New Hampshire
Sept. 30	31-20	W	at Yale
Oct. 7	35-41	L	at Villanova (6 OT)
Oct. 14	39-33	W	Massachusetts (OT)
Oct. 21	8-30	L	at Maine
Oct. 28	13-3	W	at Richmond
Nov. 4	21-17	W	Delaware
Nov. 11	38-30	W	Boston University
Nov. 18	35-28	W	at Rhode Island

Yankee Conference Tri-Champions

ALL-TIME RESULTS



The 1998 Huskies were the first-ever UConn team to play in the postseason as they advanced to the second round of the NCAA Division I-AA playoffs.

1990

6-5 overall, 5-3 in Yankee Conference

Coach: Tom Jackson

Date	Score	Result	Opponent
Sept. 8	16-21	L	New Hampshire
Sept. 15	21-48	L	at North Carolina
Sept. 22	7-24	L	at William & Mary
Sept. 29	44-7	W	at Yale
Oct. 6	24-22	W	Villanova
Oct. 13	19-38	L	at Massachusetts
Oct. 20	35-20	W	Maine
Oct. 27	42-24	W	Richmond
Nov. 3	21-35	L	at Delaware
Nov. 10	28-21	W	at Boston U.
Nov. 17	51-21	W	Rhode Island

1991

3-8 overall, 2-6 in Yankee Conference

Coach: Tom Jackson

Date	Score	Result	Opponent
Sept. 7	24-35	L	Furman
Sept. 14	16-21	L	at New Hampshire
Sept. 21	19-35	L	Lehigh
Sept. 28	13-35	L	at Villanova
Oct. 5	34-20	W	at Yale
Oct. 19	26-21	W	Massachusetts
Oct. 26	20-41	L	at Maine
Nov. 2	35-34	W	at Richmond
Nov. 9	18-49	L	Delaware
Nov. 16	26-29	L	Boston U. (2OT)
Nov. 23	10-20	L	at Rhode Island

1992

5-6 overall, 4-4 in Yankee Conference

Coach: Tom Jackson

Date	Score	Result	Opponent
Sept. 5	13-14	L	New Haven
Sept. 12	24-21	W	at New Hampshire
Sept. 26	13-16	L	at Northeastern
Oct. 3	40-20	W	Yale
Oct. 10	20-27	L	Villanova
Oct. 17	7-20	L	at Massachusetts
Oct. 24	37-30	W	Maine
Oct. 31	30-28	W	Richmond
Nov. 7	7-33	L	at Delaware
Nov. 14	25-30	L	at Boston U.
Nov. 21	38-0	W	Rhode Island

1993

6-5 overall, 5-3 in Yankee Conference

Coach: Tom Jackson

Date	Score	Result	Opponent
Sept. 4	17-26	L	at Furman
Sept. 11	24-23	W	N. Hampshire (2 OT)
Sept. 18	45-34	W	James Madison
Sept. 25	25-14	W	at Yale
Oct. 2	27-28	L	Towson State
Oct. 9	14-17	L	at Villanova
Oct. 16	17-20	L	Massachusetts
Oct. 23	14-13	W	at Maine
Oct. 30	21-3	W	at Richmond
Nov. 6	41-9	W	at Rhode Island
Nov. 13	16-30	L	Boston University

1994

4-7 overall, 4-4 in Yankee Conference

Coach: Skip Holtz

Date	Score	Result	Opponent
Sept. 3	7-16	L	Nicholls State
Sept. 10	21-31	L	Troy State
Sept. 17	36-21	W	Richmond
Sept. 24	19-20	L	at New Hampshire
Oct. 1	17-28	L	at Yale
Oct. 8	26-10	W	Villanova
Oct. 15	31-35	L	Maine
Oct. 22	33-16	W	Rhode Island
Nov. 5	9-26	L	at Boston U.
Nov. 12	20-48	L	at James Madison
Nov. 19	21-13	W	at Massachusetts

1995

8-3 overall, 5-3 in Yankee Conference

Coach: Skip Holtz

Date	Score	Result	Opponent
Sept. 9	23-21	W	New Hampshire
Sept. 16	54-9	W	Central Conn.
Sept. 23	26-25	W	Buffalo
Sept. 30	39-20	W	at Yale
Oct. 7	14-13	W	at Villanova
Oct. 14	31-30	W	at Maine
Oct. 21	19-24	L	at Rhode Island
Oct. 28	9-10	L	Northeastern
Nov. 4	28-17	W	Boston University
Nov. 11	16-24	L	at James Madison
Nov. 18	20-7	W	Massachusetts

1996

5-6 overall, 3-5 in Yankee Conference

Coach: Skip Holtz

Date	Score	Result	Opponent
Sept. 7	20-3	W	at Buffalo
Sept. 14	21-19	W	Northeastern
Sept. 21	13-21	L	at New Hampshire
Sept. 28	42-6	W	at Yale
Oct. 5	27-38	L	Villanova
Oct. 12	16-17	L	Maine
Oct. 19	forfeit	W	Rhode Island
Oct. 26	16-24	L	Hofstra
Nov. 2	45-10	W	at Boston U.
Nov. 9	6-14	L	James Madison
Nov. 16	38-39	L	at Massachusetts

1997

7-4 overall, 4-4 in Atlantic 10

Coach: Skip Holtz

Date	Score	Result	Opponent
Sept. 13	38-26	W	Northeastern
Sept. 20	35-31	W	at Hofstra
Sept. 27	28-0	W	at Yale
Oct. 4	55-0	W	Buffalo
Oct. 11	47-49	L	at Maine (3 OT)
Oct. 18	17-38	L	William & Mary
Oct. 25	37-21	W	Rhode Island
Nov. 1	45-7	W	Boston University
Nov. 8	29-37	L	at Delaware
Nov. 15	49-16	W	at Massachusetts
Nov. 22	18-21	L	New Hampshire

1998

10-3 overall, 6-2 in Atlantic 10

Coach: Skip Holtz

Date	Score	Result	Opponent
Sept. 5	45-35	W	at Colgate
Sept. 19	35-27	W	Maine
Sept. 26	63-21	W	at Yale
Oct. 3	20-34	L	at New Hampshire
Oct. 10	40-18	W	Hofstra
Oct. 17	44-41	W	Massachusetts (OT)

Oct. 24	31-17	W	Rhode Island
Oct. 31	32-22	W	at Northeastern
Nov. 7	17-59	L	Delaware
Nov. 14	34-26	W	at William & Mary
Nov. 21	28-27	W	at UMass
Nov. 28	42-34	W	Hampton (NCAA)
Dec. 5	30-52	L	at Ga. Southern (NCAA)
NCAA I-AA Playoff Quarterfinalists			
Atlantic 10 New England Division Champions			

1999

4-7 overall, 3-5 in Atlantic 10

Coach: Randy Edsall

Date	Score	Result	Opponent
Sept. 4	17-56	L	at Hofstra
Sept. 11	14-45	L	at Kentucky
Sept. 18	23-0	W	Buffalo
Sept. 25	34-20	W	at Maine
Oct. 2	20-9	W	Rhode Island
Oct. 16	45-48	L	Villanova (3 OT)
Oct. 23	14-48	L	at James Madison
Oct. 30	21-28	L	Richmond
Nov. 6	29-24	W	Northeastern
Nov. 13	18-43	L	New Hampshire
Nov. 20	20-62	L	at Massachusetts

2000

3-8 overall, Coach: Randy Edsall

Date	Score	Result	Opponent
Sept. 2	25-32	L	at Eastern Mich.
Sept. 9	37-7	W	Colgate
Sept. 16	24-21	W	at Buffalo
Sept. 23	27-35	L	Northeastern
Sept. 30	22-41	L	at Louisville
Oct. 7	3-55	L	at Boston College
Oct. 21	38-35	W	at Akron
Oct. 28	13-21	L	South Florida
Nov. 4	10-66	L	Middle Tenn.
Nov. 11	21-26	L	Rhode Island

Nov. 18 0-29 L at Ball State 2001

2-9 overall, Coach: Randy Edsall

Date	Score	Result	Opponent
Sept. 1	10-52	L	at Virginia Tech (9)
Sept. 8	17-35	L	Eastern Wash.
Sept. 22	20-37	L	Buffalo
Sept. 29	20-19	W	at Rutgers
Oct. 6	19-0	W	Eastern Michigan
Oct. 13	21-40	L	at South Florida
Oct. 27	5-10	L	Ball State
Nov. 3	28-45	L	at Cincinnati
Nov. 10	31-38	L	Utah State
Nov. 17	14-38	L	at Middle Tenn.
Nov. 24	7-56	L	at Temple

2002

6-6 overall, Coach: Randy Edsall

Date	Score	Result	Opponent
Aug. 31	16-24	L	at Boston College
Sept. 7	14-31	L	Georgia Tech
Sept. 14	24-3	W	at Buffalo
Sept. 21	37-19	W	Ohio
Sept. 28	21-24	L	Ball State (OT)
Oct. 5	14-48	L	at Miami (Fla.) (1)
Oct. 19	24-38	L	Temple
Oct. 26	24-28	L	at Vanderbilt
Nov. 2	61-14	W	Florida Atlantic
Nov. 9	63-21	W	Kent State
Nov. 16	38-0	W	at Navy
Nov. 23	37-20	W	at Iowa State

2003

9-3 overall, Coach: Randy Edsall

Date	Score	Result	Opponent
Aug. 30	34-10	W	Indiana
Sept. 6	48-21	W	at Army
Sept. 13	14-24	L	Boston College
Sept. 20	38-7	W	at Buffalo
Sept. 27	13-47	L	at Virginia Tech (5)
Oct. 4	35-17	W	Lehigh
Oct. 11	24-31	L	at N.C. State
Oct. 18	34-31	W	at Kent State (OT)
Oct. 25	38-37	W	Akron
Nov. 1	41-27	W	Western Michigan
Nov. 8	38-31	W	Rutgers
Nov. 15	51-17	W	at Wake Forest



2019 UCONN FOOTBALL

2004

8-4 overall, 3-3 in BIG EAST

Coach: Randy Edsall

Date	Score	Result	Opponent
Sept. 4	52-14	W	Murray State
Sept. 11	22-20	W	Duke
Sept. 17	7-27	L	at Boston College
Sept. 25	40-3	W	Army
Sept. 30	29-17	W	Pittsburgh
Oct. 13	19-31	L	West Virginia (17)
Oct. 23	45-31	W	Temple
Oct. 30	30-42	L	at Syracuse
Nov. 13	10-30	L	at Georgia Tech
Nov. 20	29-0	W	Buffalo
Nov. 25	41-35	W	at Rutgers
Dec. 27	39-10	W	vs. Toledo

Motor City Bowl (Detroit, Mich.)

2005

5-6 overall, 2-5 in BIG EAST

Coach: Randy Edsall

Date	Score	Result	Opponent
Sept. 1	38-0	W	Buffalo
Sept. 10	59-0	W	Liberty
Sept. 17	13-28	L	at Georgia Tech (16)
Oct. 1	47-13	W	at Army
Oct. 7	26-7	W	Syracuse
Oct. 15	17-28	L	at Cincinnati
Oct. 22	24-26	L	Rutgers
Nov. 2	13-45	L	at West Virginia (16)
Nov. 12	0-24	L	at Pittsburgh
Nov. 26	15-10	W	South Florida
Dec. 3	20-30	L	Louisville (16)

2006

4-8 overall, 1-6 in BIG EAST

Coach: Randy Edsall

Date	Score	Result	Opponent
Aug. 31	52-7	W	Rhode Island
Sept. 16	13-24	L	Wake Forest
Sept. 23	14-7	W	at Indiana
Sept. 30	17-41	L	Navy
Oct. 7	16-38	L	at South Florida
Oct. 14	21-7	W	Army
Oct. 20	11-37	L	West Virginia (4)
Oct. 29	13-24	L	at Rutgers (15)
Nov. 11	46-45	W	Pittsburgh (20T)
Nov. 18	14-20	L	at Syracuse
Nov. 25	23-26	L	Cincinnati
Dec. 2	17-48	L	at Louisville (6)

2007

9-4 overall, 5-2 in BIG EAST

Coach: Randy Edsall

Date	Score	Result	Opponent
Sept. 1	45-14	W	at Duke
Sept. 8	38-0	W	Maine
Sept. 15	22-17	W	Temple
Sept. 22	34-14	W	at Pittsburgh
Sept. 29	44-10	W	Akron
Oct. 13	16-17	L	at Virginia
Oct. 19	21-17	W	Louisville
Oct. 27	22-15	W	USF (11)
Nov. 3	38-19	W	(16) Rutgers
Nov. 10	3-27	L	(16) at Cincinnati
Nov. 17	30-7	W	(25) Syracuse
Nov. 24	21-66	L	(20) at West Virginia (4)
Dec. 29	10-24	L	vs. Wake Forest

Meineke Car Care Bowl (Charlotte, N.C.)

BIG EAST Co-Champions

2008

8-5 overall, 3-4 in BIG EAST

Coach: Randy Edsall

Date	Score	Result	Opponent
Aug. 28	35-3	W	Hofstra
Sept. 6	12-9	W	at Temple (OT)
Sept. 13	45-10	W	Virginia
Sept. 19	31-28	W	Baylor
Sept. 26	26-21	W	at Louisville
Oct. 4	12-38	L	(24) at North Carolina
Oct. 18	10-12	L	at Rutgers
Oct. 25	40-16	W	Cincinnati
Nov. 1	13-35	L	West Virginia
Nov. 15	39-14	W	at Syracuse
Nov. 23	13-17	L	at South Florida
Dec. 6	10-34	L	Pittsburgh (23)
Jan. 3	38-20	W	vs. Buffalo

International Bowl (Toronto, Ont.)

2009

8-5 overall, 3-4 in BIG EAST

Coach: Randy Edsall

Date	Score	Result	Opponent
Sept. 5	23-16	W	at Ohio
Sept. 12	10-12	L	North Carolina (19)
Sept. 19	30-22	W	at Baylor
Sept. 26	52-10	W	Rhode Island
Oct. 10	21-24	L	at Pittsburgh
Oct. 17	38-25	W	Louisville
Oct. 24	24-28	L	at West Virginia (23)
Oct. 31	24-28	L	Rutgers
Nov. 7	45-47	L	at Cincinnati (5)
Nov. 21	33-30	W	at Notre Dame (20T)
Nov. 28	56-31	W	Syracuse
Dec. 5	29-27	W	South Florida
Jan. 2	20-7	W	South Carolina

Papajohns.com Bowl (Birmingham, Ala.)

2010

8-5 overall, 5-2 BIG EAST

Coach: Randy Edsall

Date	Score	Result	Opponent
Sept. 4	10-30	L	at Michigan
Sept. 11	62-3	W	Texas Southern
Sept. 18	16-30	L	at Temple
Sept. 25	45-21	W	Buffalo
Oct. 2	40-21	W	Vanderbilt
Oct. 8	24-27	L	at Rutgers
Oct. 23	0-26	L	at Louisville
Oct. 29	16-13	W	West Virginia (OT)
Nov. 11	30-28	W	Pittsburgh
Nov. 20	23-6	W	at Syracuse
Nov. 27	38-17	W	Cincinnati
Dec. 4	19-16	W	at USF
Jan. 1	20-48	L	(25) vs. Oklahoma (9)

Tostitos Fiesta Bowl (Glendale, Ariz.)

BIG EAST Conference Co-Champions (BCS Representative)

2011

5-7 overall, 3-4 in BIG EAST

Coach: Paul Pasqualoni

Date	Score	Result	Opponent
Sept. 3	35-3	W	Fordham
Sept. 10	21-24	L	at Vanderbilt
Sept. 16	20-24	L	Iowa State
Sept. 24	17-3	W	at Buffalo
Oct. 1	31-38	L	Western Michigan
Oct. 8	16-43	L	at West Virginia (16)
Oct. 15	16-10	W	USF
Oct. 26	20-35	L	at Pittsburgh
Nov. 5	28-21	W	Syracuse
Nov. 19	20-34	L	Louisville
Nov. 26	40-22	W	Rutgers
Dec. 3	27-35	L	at Cincinnati

2012

5-7 overall, 2-5 in BIG EAST

Head Coach: Paul Pasqualoni

Date	Score	Result	Opponent
Aug. 30	37-0	W	Massachusetts
Sept. 8	7-10	L	North Carolina State
Sept. 15	24-21	W	at Maryland
Sept. 22	24-30	L	at Western Michigan
Sept. 29	24-17	W	Buffalo
Oct. 6	3-19	L	at Rutgers (22)
Oct. 13	14-17	L	Temple (OT)
Oct. 19	10-40	L	at Syracuse
Nov. 3	6-13	L	at USF
Nov. 9	24-17	W	Pittsburgh
Nov. 24	23-20	W	at Louisville (30T) (19)
Dec. 1	17-34	L	Cincinnati

2013

3-9 overall, 3-5 in The American

Head Coach: Paul Pasqualoni

Interim Head Coach: T.J. Weist

Date	Score	Result	Opponent
Aug. 29	18-33	L	Towson
Sept. 14	21-32	L	Maryland
Sept. 21	21-24	L	Michigan (14)
Sept. 28	12-41	L	at Buffalo
Oct. 12	10-13	L	USF
Oct. 19	16-41	L	at Cincinnati
Oct. 26	17-62	L	at UCF (21)
Nov. 8	10-31	L	Louisville (20)
Nov. 16	21-38	L	at SMU
Nov. 23	28-21	W	at Temple
Nov. 30	28-17	W	Rutgers
Dec. 7	45-10	W	Memphis

Paul Pasqualoni was the head coach for the first four games of the season. T.J. Weist was the interim head coach for the final eight games.

2014

2-10 overall, 1-7 in The American

Head Coach: Bob Diaco

Date	Score	Result	Opponent
Aug. 29	10-35	L	BYU
Sept. 6	19-16	W	Stony Brook
Sept. 13	21-38	L	Boise State
Sept. 19	14-17	L	at USF
Sept. 27	10-36	L	Temple
Oct. 11	3-12	L	at Tulane
Oct. 23	21-31	L	at East Carolina (18)
Nov. 1	37-29	W	UCF
Nov. 8	21-35	L	at Army*
Nov. 22	0-41	L	Cincinnati
Nov. 29	10-41	L	at Memphis
Dec. 6	20-27	L	SMU

** played at Yankee Stadium, Bronx, N.Y.*

2015

6-7 overall, 4-4 in American

Head Coach: Bob Diaco

Date	Score	Result	Opponent
Sept. 3	20-15	W	Villanova
Sept. 12	22-17	W	Army
Sept. 19	6-9	L	at Missouri (22)
Sept. 26	18-28	L	Navy
Oct. 2	13-30	L	at BYU
Oct. 10	40-13	W	at UCF
Oct. 17	20-28	L	USF
Oct. 24	13-37	L	at Cincinnati
Oct. 30	31-13	W	East Carolina
Nov. 7	7-3	W	at Tulane
Nov. 21	20-17	W	Houston (13)
Nov. 28	3-27	L	at Temple (25)
Dec. 26	10-16	L	vs. Marshall

St. Petersburg Bowl (St. Petersburg, Fla.)

2016

3-9 overall, 1-7 in American

Head Coach: Bob Diaco

Date	Score	Result	Opponent
Sept. 1	24-21	W	Maine
Sept. 10	24-28	L	at Navy
Sept. 17	13-10	W	Virginia
Sept. 24	24-31	L	Syracuse
Sept. 29	14-42	L	at Houston (6)
Oct. 8	20-9	W	Cincinnati
Oct. 15	27-42	L	at USF
Oct. 22	16-24	L	UCF
Oct. 29	3-41	L	at East Carolina
Nov. 4	0-21	L	Temple
Nov. 19	0-30	L	at Boston College
Nov. 26	13-38	L	Tulane

2017

3-9 overall, 2-6 in American

Head Coach: Randy Edsall

Date	Score	Result	Opponent
Aug. 31	27-20	W	Holy Cross
Sept. 16	18-38	L	at Virginia
Sept. 24	38-41	L	ECU
Sept. 30	28-49	L	at SMU
Oct. 6	31-70	L	Memphis
Oct. 14	28-24	W	at Temple
Oct. 21	20-14	W	Tulsa
Oct. 28	12-52	L	Missouri
Nov. 4	20-37	L	USF (23)
Nov. 11	24-49	L	at UCF (12)
Nov. 18	16-39	L	Boston College*
Nov. 25	21-22	L	at Cincinnati

** played at Fenway Park, Boston, Mass.*

2018

1-11 overall, 0-8 in American

Head Coach: Randy Edsall

Date	Score	Result	Opponent
Aug. 30	17-56	L	UCF (21)
Sept. 8	7-62	L	at Boise State (20)
Sept. 15	56-49	W	URI
Sept. 22	21-51	L	at Syracuse
Sept. 29	7-49	L	Cincinnati
Oct. 6	14-55	L	at Memphis
Oct. 20	30-38	L	at USF (21)
Oct. 27	17-22	L	UMass
Nov. 3	19-49	L	at Tulsa
Nov. 10	50-62	L	at SMU
Nov. 17	21-55	L	at ECU
Nov. 24	7-57	L	Temple

ALL-TIME SERIES



School	Games	Record	First Meeting	Last Meeting	Last UConn Win	School	Games	Record	First Meeting	Last Meeting	Last UConn Win
Akron	3	3-0	2000	2007	2007	Middle Tennessee	2	0-2	2000	2001	None
Albright	1	0-1	1930	1930	None	Middlebury	6	6-0	1937	1945	1945
American International	5	2-3	1934	1958	1958	Missouri	2	0-2	2015	2015	–
Amherst	3	1-2	1929	1945	1945	Morgan State	1	1-0	1984	1984	1984
Army	7	5-2	1979	2015	2015	Murray State	1	1-0	2004	2004	2004
Arnold	1	0-0-1	1931	1931	None	Navy	9	1-8	1975	2016	2002
Baldwin-Wallace	1	0-1	1969	1969	None	New Hampshire	71	29-36-6	1906	1999	1995
Ball State	3	0-3	2000	2002	None	New Haven	1	0-1	1992	1992	None
Bates	1	0-1	1944	1944	None	New York University	3	1-2	1919	1950	1950
Baylor	2	2-0	2008	2009	2009	Nicholls State	1	0-1	1994	1994	None
Boise State	2	0-2	2014	2018	–	North Carolina	3	0-3	1990	2009	None
Boston College	14	0-12-2	1908	2016	None	North Carolina State	2	0-2	2003	2012	None
Boston University	45	20-25	1919	1997	1997	Northeastern	23	17-5-1	1935	2000	1999
Bridgewater State	1	1-0	1909	1909	1909	Norwich	8	6-2	1910	1944	1944
Brigham Young	2	0-2	2014	2015	–	Notre Dame	1	1-0	2009	2009	2009
Brooklyn College	2	2-0	1944	1944	1944	Ohio	2	2-0	2002	2002	2009
Brown	7	1-6	1936	1953	1936	Oklahoma	1	0-1	2011	2011	None
Bucknell	2	2-0	1980	1981	1981	Penn. Military College	1	0-0-1	1921	1921	None
Buffalo	21	16-5	1939	2013	2012	Pittsburgh	9	5-4	2004	2012	2012
Central Connecticut	3	3-0	1986	1995	1995	Providence	1	0-1	1922	1922	None
Central Florida	6	2-4	2013	2018	2015	Rensselaer	2	1-1	1925	1926	1926
Champlain	2	2-0	1947	1948	1948	Rhode Island	95	52-35-8	1897	2018	2018
Cincinnati	15	3-12	2001	2018	2016	Richmond	10	9-1	1986	1999	1994
City College of NY	3	3-0	1923	1944	1944	Rutgers	33	11-22	1940	2013	2013
Coast Guard	18	13-1-4	1927	1947	1947	St. Lawrence	2	2-0	1921	1953	1953
Colgate	7	3-4	1976	2000	2000	South Carolina	1	1-0	2010	2010	2010
Columbus University	1	0-1	1915	1915	None	South Florida	16	6-10	2000	2018	2013
Cooper Union	2	2-0	1926	1933	1933	Southern Connecticut	2	2-0	1987	1988	1988
Davidson	2	0-2	1967	1968	None	Southern Methodist	5	0-5	1989	2018	–
Delaware	27	7-20	1951	1998	1989	Springfield College	24	10-12-2	1899	1959	1959
Delaware State	2	0-2	1985	1986	None	Stevens Institute	4	0-4	1913	1919	None
Duke	2	2-0	2004	2007	2007	Stony Brook	1	1-0	2014	2016	2014
ECU	5	1-4	2014	2018	2015	Syracuse	11	6-5	2004	2018	2011
Eastern Michigan	2	1-1	2000	2001	2001	Temple	19	5-14	1963	2018	2017
Eastern Washington	1	0-1	2001	2001	None	Texas Southern	1	1-0	2010	2010	2010
Florida Atlantic	1	1-0	2002	2002	2002	Toledo	1	1-0	2004	2004	2004
Fordham	2	1-1	1915	2011	2011	Towson	2	0-2	1993	2013	None
Franklin and Marshall	1	0-1	1945	1945	None	Trinity	18	7-10-1	1900	1937	1937
Furman	2	0-2	1991	1993	None	Troy State	1	0-1	1994	1994	None
Georgia Southern	1	0-1	1998	1998	None	Tufts	11	1-8-2	1911	1934	1925
Georgia Tech	3	0-3	2002	2005	None	Tulsa	2	1-1	2017	2018	2017
Hampton	1	1-0	1998	1998	1998	Tulane	3	1-2	2014	2016	2015
Harvard	1	0-1	1946	1946	None	Utah State	1	0-1	2001	2001	None
Hofstra	5	3-2	1996	2008	2008	Vanderbilt	3	1-2	2002	2011	2010
Holy Cross	29	10-19-1	1916	1985	2017	Vermont	13	9-4	1916	1974	1974
Houston	2	1-1	2015	2016	2015	Villanova	12	5-7	1987	2015	2015
Illinois	0	0-0	2019	-	-	Virginia	4	2-2	2007	2016	2016
Indiana	2	2-0	2003	2006	2006	Virginia Military	2	0-1-1	1975	1979	None
Iowa State	2	1-1	2002	2011	2002	Virginia Tech	2	0-2	2001	2003	None
James Madison	5	1-4	1993	1999	1993	Wagner	0	0-0	2019	-	-
Kent State	4	2-2	1948	2003	2003	Wake Forest	3	1-2	2003	2007	2003
Kentucky	1	0-1	1999	1999	None	Wesleyan (Conn.)	25	9-16	1905	1947	1940
Lafayette	1	0-1	1984	1984	None	Wesleyan (Ohio)	2	1-1	1949	1950	1950
Lehigh	11	3-8	1945	2003	2003	West Virginia	8	1-7	2004	2011	2010
Liberty	1	1-0	2005	2005	2005	Western Michigan	3	1-2	2003	2012	2003
Louisville	10	4-6	2000	2013	2012	William & Mary	5	1-4	1970	1998	1998
Lowell Tech	5	2-1-2	1920	1939	1939	Williams	1	0-1	1951	1951	None
Maine	74	40-31-3	1922	2016	2016	Worcester Polytechnic	8	6-2	1915	1945	1945
Manhattan	1	1-0	1925	1925	1925	Yale	49	17-32	1948	1998	1998
Marshall	1	0-1	2015	2015	–	<i>2019 opponents in bold</i>					
Maryland	3	1-2	1942	2013	2012						
Massachusetts	73	34-37-2	1897	2018	2012						
Memphis	4	1-3	2013	2018	2013						
Miami (Fla.)	1	0-1	2002	2002	None						
Michigan	2	0-2	2010	2013	None						



Bracken, Mark	1979-80	Pittsburgh, Pa.
Bradford, Carl	1998-00	Washington, D.C.
Bradley, Dhammeer	2013-14	New Castle, Del.
Branch, Tyvon	2004-07	Cicero, N.Y.
Brand, Ronald	1988-90	Paterson, N.J.
Brandon, Teverin	2011	Bethlehem, Pa.
Branning, R. Scott	1973	Livingston Manor, N.J.
Braswell, Robert	1996-99	Landover, Md.
Breault, George	1962-64	Naugatuck, Conn.
Bredice, Tony	1980	Stratford, Conn.
Bree, James	1972, 74-75	Rockville Centre, N.Y.
Brennan, Pat	1979-80	Tuscarora, Pa.
Brickley, Ray	1969-71	Everett, Mass.
Brink, Carl	1923-25	
Brink, John	1945-47	
Brockett, Franklin	1935-36	
Britton, Chris	2016-17	Harrisburg, Pa.
Brockington, Cornell	2003-05	Burlington, N.J.
Brooks, Gary	1979-80	Angie, La.
Brosnan, Michael	1997	Annamdale, N.J.
Brouse, Noel	2017	Slatington, Pa.
Brouse, Steve	2005-08	Selinsgrove, Pa.
Brown, Brayden	2017	Cumberland, Md.
Brown, Cody	2005-08	Coral Springs, Fla.
Brown, Dennis	2005	Miami, Fla.
Brown, Don	1963-65	Gill, Mass.
Brown, Donald	2006-08	Atlantic Highlands, N.J.
Brown, Jeffrey	1974-76	West Hartford, Conn.
Brown, Ken	1975-77	Fairfield, Conn.
Brown, Ty-Meer	2011-13	McKeesport, Pa.
Browning, Jim	1958-60	Peacedale, R.I.
Brundage, G. Pierce	1941-42	
Brundage, Kenneth	1940	
Brunelle, James	1960-62	New Britain, Conn.
Bryant, Aaron	2006-08	New London, Conn.
Brynga, Jon	1979-81	West Hartford, Conn.
Brysgel, Ethan	1994	Newington, Conn.
Bucciarelli, Frank	1937	
Budd, Ed	1983-85	East Hampton, N.Y.
Bullock, Tyler	2012-13	Mechanicsburg, Pa.
Bundy, Bob	1971-73	Norwich, Conn.
Burghardt, Allan	1978-81	West Paterson, N.J.
Burke, Donald	1952	
Burnett, Garrison	2018	Washington, D.C.
Burkowsky, F.J.	1991-94	Ansonia, Conn.
Burrell, Abbott	1986-89	Hamden, Conn.
Burton, Michael	1996-99	Greenwich, Conn.
Bushey, Ryan	2001-03	Manchester, Conn.
Buss, Kyle	2017-18	New Berlin, N.Y.
Butler	1915	
Butler, Darius	2005-08	Fort Lauderdale, Fla.
Butler, Rodney	1996-98	Montville, Conn.
Byrd, Todd	1988-90	Fort Lauderdale, Fla.
C		
Calin, Pete	1990-93	Willingboro, N.J.
Callaghan, Dennis	1995-98	Birmingham, Mich.
Callahan, John	1930	
Calvino, Gary	1972-74	Wanaque, N.J.
Cammuso, Jeff	1998-00	Shrewsbury, Mass.
Campbell, Eugene	1964-66	Winston-Salem, N.C.
Campbell, Ian	2016-17	Prompton Plains, N.J.
Campbell, Marcus	1995-96	Stratford, Conn.
Campbell, Marcus	2007-08	Bloomfield, Conn.
Campenni, Julian	2012-15	West Pittston, Pa.
Campoli, Mark	1999-00	Edinboro, Pa.
Canfield, Robert	1944	
Cannon, Nick	1998	West Pittsburgh, Pa.
Canzani, Vic	1967-68	Paramus, N.J.
Carey, Ezra	2002	Farmingdale, N.J.
Carignan, Brad	1985-89	Danbury, Conn.
Carlos, Domingos	1981-83	Waterbury, Conn.
Carlucci, Domenic	1969-71	Stamford, Conn.
Carney, Paul	1935-37	
Carrezola, Luke	2015-17	Langhome, Pa.
Carrier, Jason	1995	Rumford, Maine
Carriere, Jim	1985-88	West Bridgewater, Mass.
Carroll, Kevin	1977	Derby, Conn.
Carroll, Ryan	2018	Temple Hills, Md.
Carter, Anthony	1996-99	Woodlynnne, N.J.
Carter, Mark	1985-87	Fayetteville, N.Y.
Cary, Andrew	1988-91	Westfield, N.J.
Casanova, Vin	1951-54	Branford, Conn.
Casarella, Tony	1967-69	Harrison, N.Y.
Casparino, Mike	1984	Rocky Hill, Conn.
Cass, Charles	1941-42	
Cass, William	1949-51	Bristol, Conn.
Cassimatis, Dean	1991, 93-94	Smithtown, N.Y.
Catapano, Anthony	1975-78	Milford, Conn.
Cathey, Peter	1973-75	Levitown, N.Y.

ALL-TIME LETTERWINNERS



Caulley, Terry	2002-03, 05-06	Lusby, Md.	Coutant, Ryan	1993-96	Cheshire, Conn.	Dinerman, Jason	1997	Brooklyn, Conn.
Cespedes, Bryan	2016-18	New London, Conn.	Coviello, Donado	1963	Milford, Conn.	Dion, William	1952-54	Hartford, Conn.
Chaban, Norm	1956-58	Dorchester, Mass.	Cox, Mike	2007, 09	West Hempstead, N.Y.	Diotalevi, Gene	1953-55	Derby, Conn.
Challenger, Clewiston "Clew"	2002	Stockbridge, Mass.	Coyle, Tyler	2017-18		Dippel, Joe	1975-76	Warehouse Point, Conn.
Chandler, Barry	1997-99	Riverhead, N.Y.	Crisco, Joseph	1956-57	New Haven, Conn.	Dippre, Chris	1996-97	Scranton, Pa.
Chaney, Alvan	1976	New London, Conn.	Crisp, John	1967, 69	Lexington, Mass.	Dixon, Andre	2007-09	New Brunswick, N.J.
Chaney, Jarel	2018	Albany, N.Y.	Cronin, Bernard	1958-59	Worcester, Mass.	Dixon, Davion	2000	Hartford, Conn.
Chanterelle, Jerry	1993-95	Brooklyn, N.Y.	Cronin, Robert	1932-34		Dixon, Keyion	2017-18	Glastonbury, Conn.
Chapin, Oscar	1947-48		Croog, Ralph	1934		Dixon, Stephen	1965-67	Dorchester, Mass.
Chapman, Mark	1989-92	Walworth, N.J.	Crowley, James	1912, 14-15		DiYeso, Billy	1966-68	Yorktown Heights, N.Y.
Chard, Derek	2009-10	Burlington, Conn.	Crozier, Ryan	2014, 16-18	Plantation, Fla.	Dlubac, T.J.	2004	Middlefield, Conn.
Charles, Jeff	1984	New Haven, Conn.	Cruz, Amado	1964	Hartford, Conn.	Dobieiko, Alexander	1950	
Chartier, Norm	1965-66	Danielson, Conn.	Cruz, Gus	2012-14	Manchester, N.H.	Dole, Roderick	1946-47	
Chase, John	1977-78	Rockville, Md.	Cuddy, James	1940-42		Donahue, Cornelius	1931	
Chembrovich, Paul	1945	New Haven, Conn.	Cudgma, Dan	1984, 86	Branford, Conn.	Donahue, Thomas	1923	
Chernak, Alexander	1947-48	Bridgeport, Conn.	Cullen, Desi	2006-09	Louisville, Ky.	Donaldson, Mason	2017-18	Allentown, Pa.
Cheska, Thomas	1966	Wantagh, N.Y.	Cully, Steve	2000-02	New Hartford, N.Y.	Donohue, Ryan	2012-13	Montvale, N.J.
Chien, Mike	1989	Sunrise, Fla.	Cummings, Alan	1966-67	Branchville, N.J.	Donato, Lou	1981-84	Newington, Conn.
Chipman	1910, 12-13		Cunningham, Francis	1939-40		Donnelly, Robert	1938-40	Branford, Conn.
Cholawa, Bill	1981-84	Norwich, Conn.	Cunningham, John	1952-54	Greenwich, Conn.	D'Onofrio, Pat	1973	Little Silver, N.J.
Christ, Colin	1997-99	Fall River, Mass.	Curtis	1910		Donovan, Matt	1978-81	Wayne, N.J.
Christen, Chad	2010-2013	Etters, Pa.	Cusick, William	1977	Northboro, Mass.	Dooling, Gerry	1955-56	Beverly, Mass.
Christensen, Charles	1945-46, 49-50		Cutaia, Matt	2001-04	Webster, N.Y.	Doran, Philip	1967-69	Fairhaven, Mass.
Christini, Arthur	1976-78	Easton, Conn.				Dorsey, John	1980-83	Leonardtown, Md.
Christiani, Bob	1984-85	Easton, Conn.	D'Agata, Matt	2006	McLean, Va.	Dorvil, Sam	2003-04	Lauderhill, Fla.
Christoforo, Dave	1985-87	Northford, Conn.	D'Agostino, Tony	1982-84	Belleville, N.J.	Doty, Thomas	1961-63	Ossining, N.Y.
Chubbuck, Raymond	1928		D'Avolio, Gary	1957-59	East Boston, Mass.	Dougherty, Jim	1982	Elmira Heights, N.Y.
Chubbuck, Wade	1933, 37		Dabney, Kijuan	2007-08, 2010-11	Houston, Texas	Dow, E.	1920	
Chuckta, Stephen	1949-51	Shelton, Conn.	Daignault, David	1989-92	Lincoln, R.I.	Dow, Gardner	1919	New Haven, Conn.
Ciaravino, Tony	2006-08	Boca Raton, Fla.	Daly, John	1924-26		Draper, Dave	1976	Boylston, Mass.
Ciarcia, Mike	1986-89	Southington, Conn.	Daly, Maurice	1920-22		Drayton, Rashad	1999-01	Boston, Mass.
Ciccalone, Thomas	1935-37		Dandridge, Leonard	1991-94		Dripchak, William	1942	
Cimino, Michael	1938-39		Daniels, Scott	1984-87	Avenel, N.J.	Driscoll, Blaise	2011	Avon, Conn.
Claflin, Jeremy	2015	West Hartford, Conn.	Danisavage, Victor	1945	Bethel, Conn.	Driscoll, Donald	1937	
Clang, Robert	1952-53	Yantic, Conn.	Darby, Steve	1997-00	Shelton, Conn.	Driscoll, John	1936-37	
Clark, Maron	1977-78	Aliquippa, Pa.	David, Walter	1963	East Meadow, Conn.	Drivas, Harry	1955, 58-59	Lowell, Mass.
Clark, Terry	1986-89	Syracuse, N.Y.	Davies, Albert	1953	Wallingford, Conn.	Dropo, Milton	1941-42, 46	Moosup, Conn.
Clark, Tyree	2013	Tampa, Fla.	Davis	1915		Dropo, Walter	1942, 46	Moosup, Conn.
Clark, W.T.	1915, 17		Davis, Alex	1989-92	West Haven, Conn.	Dubiel, Joe	1954, 56	Hartford, Conn.
Clark, Welton	1920-21		Davis, Anthony	2007-09		DuBose, Gary	1982-84	Uncasville, Conn.
Clarke, Cathlyn	2002-03	Fort Lauderdale, Fla.	Davis, Dan	2004-07	Germantown, Md.	Dubrow, Arthur	1931-32	
Clarke, Chris	2000-03	Lafayette, N.J.	Davis, Jeremy	2011-14	Plainfield, N.J.	Duchaine, Ray	1956	Hartford, Conn.
Clarke, Robert	1988-92	Danbury, Conn.	Davis, Jemal	1991-94	Lawrenceville, Ga.	Duckworth, Paul	1990-93	Danbury, Conn.
Clarke, Russell	1974, 76	New Haven, Conn.	Davis, Jon	1993	New London, Conn.	Dudley, David	1986, 88	Meriden, Conn.
Clayton, Murray	1997-98	Daytona Beach, Fla.	Davis, Tyler	2016-18	Simsbury, Conn.	Duncan, Vinal	1971-72	Waterbury, Conn.
Clax, Jazzmar	2014	Freehold, N.J.	Day, Larry	1956-58	North Bellmore, N.Y.	Dunn, David	1985-87	Middletown, Conn.
Cleary, D.J.	1993, 95-96	Parlin, N.J.	DeArmas, Dave	1993-95	Orange, Mass.	Dunn, Peter	1984-85	Holden, Mass.
Clements, Vincent	1968-70	Southington, Conn.	DeBenedictis, Albert	1965-67	Adelphi, Md.	Dunn, Steve	1992-93	Stafford Springs, Conn.
Closs, TaVarr	1994-97	Hartford, Conn.	DeBish, Dave	1978-79, 81	Peekskill, N.Y.	Dupree, LeAndre	2001, 03	New Haven, Conn.
Cochran, Casey	2013	Monroe, Conn.	DeCambre, Mark	1976-77	Ansonia, Conn.			
Coen, John	1992-93	Cherry Hill, N.J.	DeCaprio, Alfonzo	1931	Cambridge, Mass.			
Cohen, James	1961	Brooklyn, N.Y.	Decarli, Earl	1940-42		Easley, Marcus	2007-09	Stratford, Conn.
Cohen, Jon	1992-93, 95	Marlton, N.J.	Dee, John	1987-90	Holtsville, N.Y.	Eccleston, Reggie	1976, 79-80	New London, Conn.
Colacurio, Edward	1926-28		DeGennaro, Matt	1987-90	Union, N.J.	Eddy, John	1930-32	
Cole, Anthony	1974-76	Hammonton, N.J.	DeGenova, Benjamin	1966-68	Massapequa, N.Y.	Eddy, Maxon	1921-24	
Cole, Charles	1947		DeGeorge, Cam	2017-18	Lynnfield, Mass.	Eddy, McChesney	1922-23	
Cole, Ernest	2003-06	Upper Marlboro, Md.	DeGraffe, Herb	1975-77	Lynnfield, Mass.	Eddy, Willard	1925-27	
Coleman, Daniel	1977	Waterbury, Conn.	DeHunt, John	1997-00	Portsmouth, N.H.	Edwards, Jerome	1991-94	Stamford, Conn.
Coleman, Mike	1987-89	Schenectady, N.Y.	DeLaPorta, Richard	1945	Coral Springs, Fla.	Edwards, Matt	2011	Holliston, Mass.
Coles, Adam	2000-03	Gladesville, Australia	Deleston, Dahna	2005-08	Ottawa, Ont.	Ellis, Dave	1972-73	New London, Conn.
Coles, Jeff	1994-95	Philadelphia, Pa.	Dellaselva, Jason	2000-02	New London, Conn.	Ellis, Mike	1989	Mystic, Conn.
Collins, Tommy	1999-02	Jacksonville, Fla.	DeLorenzo, Max	2013-15	East Hartford, Conn.	Emigh, Nicholas	1920-21, 23	
Comkowsky, Stephen	1945-48	Shelton, Conn.	DeLucia, Jeff	1997-99	Cheshire, Conn.	Endres, Cody	2008-09	Washington, Pa.
Comstock, Howard	1941		DeLucia, Joseph	1962-63	Berlin, Conn.	Enholm	1910	
Coney, Bryan	2016-17	Naugatuck, Conn.	Demers, Clifford	1963-64	New Haven, Conn.	Enos, Edmund	1954-56	East Boston, Mass.
Conforti	1935		Demers, Kenneth	1969	Cheshire, Conn.	Estep, M.J.	2003-06	Mechanicsville, Pa.
Connell, Vernon	1939		Derfuss, Corey	1997-00	Hartford, Conn.	Evans, Alvin	1944	
Conner, Warren	1962	Danbury, Conn.	DeRoche, Gerald	1971	West Hartford, Conn.	Eyre, Herbert	1924	
Connolly, Pete	1993-96	New Fairfield, Conn.	DeRosa, Anthony	1930, 33	Melbourne, Fla.			
Connor, Paul	1972-74	Rockland, Mass.	DeRubertis, Justin	2005-06	Stratford, Conn.	Fabricant, Al	1982	West Hartford, Conn.
Connors, Richard	1994-96	Seymour, Conn.	DeSantis, Phil	1957-58		Facteau, Bill	1988-91	Coral Springs, Fla.
Conroy, Thomas	1958-60	South Portland, Maine	DeSarno, Tom	1991-93	Bethel, Conn.	Faison, Hezekiah	1994-97	Upper Marlboro, Md.
Constantine, Anthony	1958, 60	New London, Conn.	DeVaughn, Pierce	2018	Putnam, Conn.	Farbotko, Robert	1975-77	West Hartford, Conn.
Contoulis, John	1960-62	New London, Conn.	DeVito, Nick	1976	Pompton Lakes, N.J.	Farnham, Elmer	1912-13	
Conway, Brendan	1973	Norwalk, Conn.	Dewar, Nollis	2005	Plano, Texas.	Ferrell, Jalón	2018	Miami, Fla.
Cook, Chad	1996-99	Oxon Hill, Md.	DeWitt, James	1966-68	Stamford, Conn.	Fatukasi, Folorunso	2014-17	Far Rockaway, N.Y.
Cook, Fred	1931		DeWolf	1915	Windsor, Conn.	Fay, Sean	1989-90	Glastonbury, Conn.
Cook, Justin	2000-01	Parsons, Kan.	DeZenko, Frank	1944, 46-48	Oakdale, N.Y.	Feinermann, Carl	1923-24	
Cooke, William	1971	Albany, N.Y.	Diaz, Luis	1979-82		Feldeisen, Shaun	2001-03	Stow, Mass.
Corbett, John	1978-79	Waltham, Mass.	Dickerson, Robert	1939	West New York, N.J.	Fenton, Rich	1973-75	Enfield, Conn.
Corbo, Joe	1973-74	Waterbury, Conn.	Dickinson	1932		Ferentz, Kirk	1974-76	Upper St. Clair, Pa.
Corn, Larry	1981-84	New Rochelle, N.Y.	Dickinson, E.N.	1914, 17		Fernandes, Nick	1981	Onset, Mass.
Cornelius, Jodie	1955	Hartford, Conn.	Didio, Mark	1988-91		Ferraro, David	1981	Harrison, N.Y.
Correia, Mark	1979-82	New Bedford, Mass.	Diffon, Dwayne	2010	Syracuse, N.Y.	Ferrigno, Anthony	1948-50	Hartford, Conn.
Coss, Edward	1931-33		Diggs, Vontae	2014-17	Ft. Lauderdale, Fla.	Ferrigno, Edward	1948-50	Hartford, Conn.
Cotter, James	1945		DiGiorno, Jim	1953-55	Downers Grove, Ill.	Feschak, Matt	1996, 98-99	Poland, Ohio
Cotton, Nate	1984-87	West Haven, Conn.	Dileo, Vin	1981-82	Worcester, Mass.	Fetchko, John	1972	Bridgeport, Conn.
Coughlin, John	1962, 64	Somerville, Mass.	Dillon, Brandon	2007, 09	Ossining, N.Y.	Ficaro, Paul	1996-97	West Hartford, Conn.
Coury, Moe	1956, 57	Winsted, Conn.			Rochester, N.Y.	Filmer, Edward	1923-25	
						Fincher, Alfred	2001-04	Norwood, Mass.



2019 UCONN FOOTBALL

Fines, Ryan	2018	Bradenton, Fla.	Gottfried, Daniel	1971	Wellsboro, N.Y.	Herring-Wilson, Taj	2017-18	Hartford, Conn.
Finkeldey, Drew	1982	Essex, Conn.	Goudreau, Doc	2008	Brookfield, Wisc.	Herriott, Kinnan	2001-04	McKeesport, Pa.
Finnegan, Lawrence	1967	Bayonne, N.J.	Graby, Nick	2003	Calicoon, N.Y.	Hessel, C.J.	1999-01	Fairfield, Conn.
Fischer, Don	1966-67	Central Islip, N.Y.	Gracon, Dave	1981-84	Ansonia, Conn.	Heyl, Geoff	2000-01	Erie, Pa.
Fitzpatrick, Joseph	1945		Grady, Raymond	1936		Hickok, Marc	1999-02	Gloversville, N.Y.
Fitzsimmons, John	1996-00	Seekonk, Mass.	Graf, William	1919-21		Hicks, Jon	2013-16	Palmyra, Pa.
Fleck, Victor	1970	Hull, Mass.	Graham, Brett	2017-18	State College, Pa.	Hicks, Mike	2006-08	Seymour, Conn.
Fletcher, John	2001-04	Miami, Fla.	Grant, Antonio	1999	Glen Cove Springs, Fla.	Hill, Cliff	2000-02	Wallingford, Conn.
Fletcher, Ryan	1998	Glen Cove, N.Y.	Gratz, Dwayne	2009-12	Piscataway, N.J.	Hinkley, Mark	2011	Kaneohe, Hi.
Flig, Steven	1969	Far Rockaway, N.Y.	Gravino, Frank	1951-52, 54	Bridgeport, Conn.	Hoffmann, Brian	1997-99	Orlando, Fla.
Flood, Mark	1977-80	Albany, N.Y.	Gray, Harvey	1924		Hofmann, Robert	1941	
Floyd, Jordan	2013	Bel Air, Md.	Gray, Keith	2005, 08	Allen, Texas	Hogan, Matt	1968-70	Roxbury, Mass.
Fodor, John	1980-83	Waterford, Conn.	Graziano, Frank	1976, 78	Mount Vernon, N.Y.	Hogan, William	1970	Roxbury, Mass.
Fogarty, Shane	2005	Morgantown, W. Va.	Greco, Robert	1935-37		Holcomb, William	1936-38	
Ford, Donnell	2005-07	Dania, Fla.	Greco, Salvatore	1957	Wilson, Conn.	Holland, Melvin	1991	Miami, Fla.
Ford, Pat	1966-67	Fair Lawn, N.J.	Green	1915		Holland, Mike	1992, 94-95	Lynn, Mass.
Forlini, Louis	1945-48	Middletown, Conn.	Green, Gene	1954-56	Hartford, Conn.	Holley, James	1980	Middletown, Conn.
Forsythe, Leon	1940		Green, John	2013-16	Miami, Fla.	Holfelder, John	1946-49	New Britain, Conn.
Fort, Omar	2017-18	Stamford, Conn.	Green, Lawrence	2006-07	McKeesport, Pa.	Holman, Zordan	2016-18	Portland, Maine
Foster, Kevin	1995-98	Bridgeport, Conn.	Green, Terrell	1983	Hartford, Conn.	Holmes, Lee	1996	Easton, Pa.
Fountain, Ed	1986-87	Deptford, N.J.	Greene, Steve	2011-13	Ebensburg, Pa.	Holmes, Robert	2018	West Palm Beach, Fla.
Fox, Alex	1936		Greenhalgh, Dave	1978	Philadelphia, Pa.	Holzshu, Richard	1966-67	Pitcairn, Pa.
Fox, Jeff	2001-04	Plymouth Meeting, Pa.	Greenwood, John	1941-42		Hooks, Randolph	1969, 71	River Edge, N.J.
Fox, Deshon	2013-14	Lynchburg, Va.	Grieve, Richard	1962-63	Hartford, Conn.	Hopkins, Nate	20017	Flower Mound, Texas
Foye, Richard	1971-73	New London, Conn.	Griffin, Timothy	1987	Fall River, Mass.	Hopkins, Gerard	1999	Rochester, N.Y.
Francis, W.L.	1917		Griffin, Ryan	2009-12	Loudonderry, N.H.	Hopkins, Roy	1998-99, 01-02	Rochester, N.Y.
Franks, David	1985, 87-88	Waterbury, Conn.	Grimala, Walter	1933		Hopkins, Thomas	2014-17	Hawthorne, N.Y.
Frattoroli, Mario	1949-51	Stamford, Conn.	Grimsich, Tim	1983-84	Riverside, Conn.	Hopwood, Harry	1916-17, 19	
Frank, Reuben	2011-14	Poughkeepsie, N.Y.	Grinage, Ron	1967	Stratford, Conn.	Horan, Bob	1957-59	Stamford, Conn.
Franz, Tom	1953	South Coventry, Conn.	Groher, Julius	1934-37		Horn, Raymond	1933-34	
Frazer, Zach	2008-10	Mechanicsburg, Pa.	Grosch, Robert	1935-37		Horrigan, Edward	1948-49	East Haven, Conn.
Freeborn, Connor	2017-18	Wilmington, Del.	Grosso, Mike	1970	Hempstead, N.Y.	Horvath, Charles	1939-40	
Fredette, Stephen	1972	Athol, Mass.	Groves, John	1992-93	North Branford, Conn.	Howard	1910, 12-13	
Freeland, Charles	1999-00	Stafford, Conn.	Gruchacz, Paul	1985	Union, N.J.	Howard, Jasper	2008-09	Miami, Fla.
French, Herbert	1932		Gruner, Paul	1966-67	Kingston, N.Y.	Hubbard III, Stanley	2018	Chevy Chase, D.C.
Frey, Robbie	2008-10	Lehigh, Pa.	Guglielmo, Anthony	1960-61	Stamford, Conn.	Hudson, Ricky	1998	Dumfries, Pa.
Friedman, Philip	1966	Elmont, N.Y.	Gunther, Randy	1982	Newtown, Conn.	Hugger, Keith	1979-82	Rahway, N.J.
Friend, Kevin	2010-12	Warrentown, Va.	Gyenizs, Wayne	1958	Fairfield, Conn.	Hunt, Phil	1995-98	Orange, N.J.
Froschio, Raymond	1955-57	Bloomfield, Conn.				Hunter, Greg	1978, 80	Upper St. Clair, Pa.
Frost, Bob	1959	Harwinton, Conn.				Hunter, Russell	1944-46	Farmington, Conn.
Fuller, Rhema	2003-06	Cocoa, Fla.				Hurd, Zach	2007-10	Waterford, Conn.
G						Hurley	1949	
Gadbois, Stu	1953	Salem, Conn.	Hadley, Javon	2015	Miami, Fla.	Hurley, Paul	1999-00	Walpole, Mass.
Gaffney, Doug	1961-63	Verona, N.J.	Hagan, John	1953-54	Stamford, Conn.	Hussar, Shane	2004-05	Plantation, Fla.
Gagne, Roger	1958-60	Augusta, Maine	Hagel, Harry	1946-48	Middletown, Conn.	Hutcherson, Immanuel	2005-06	Palatka, Fla.
Gale, Peter	1990-91	Virginia Beach, Va.	Hahn, Eddie	2017-18	Port Monmouth, N.J.	Huzar, Bernie	2005	Branford, Conn.
Gallaher, Jeff	1985-88	Middletown, Conn.	Hairston, Cameron	2017-18	Lee's Summit, Mo.	Hyppolite, Martin	2012-13	Wakefield, Mass.
Gamble, Ron	1996-99	Columbia, Md.	Hajosy, A.	1920		I		
Ganyi, Terrence	2018	Montreal, Quebec	Hakanson, Carl	1930-31		Iannone, Anthony	1945	
Gardner, T.J.	2017-18	Windsor, Conn.	Hale	1915		Iden, Noah	2018	North Kingstown, R.I.
Garland, Aaron	2016-17	Oak Park, Ill.	Hall, Graham	1949		Ingram, Jerome	1978-81	Clifton, N.J.
Garofano, Richard	1964	Elmsford, N.Y.	Hamilton, Clint	1996-97	Mt. Clements, Mich.	Ings, Roger	1974-76	Ansonia, Conn.
Garson, A.J.	2017-18	Palm Beach Gardens, Fla.	Hammill, Ching	1920	Bridgeport, Conn.	Injaychock, Ed	2002	Willow Grove, Pa.
Gaskins, Quaneer	2004	Alliquippa, Pa.	Harger, Sterling	1929-30	Pleasantville, N.J.	Innins, Bob	1970-72	Billerica, Mass.
Gasparino, Mike	1981-83	Riverside, Conn.	Hargrave, James	2002-05	New Haven, Conn.	Iovino, Vincent	1965-67	Danbury, Conn.
Gasparino, Peter	1990-91	Greenwich, Conn.	Hargreaves, Vernon	1980-83	Hamden, Conn.	Irwin, Billy	2002-04	Fairfax, Va.
Gates, Frederick	1962-63	Fairfield, Conn.	Harkins, Doug	1988-90, 92	Hamden, Conn.			
Gaudino, Richard	1947-49	Manchester, Conn.	Harkins, Mike	1980-83	Hamden, Conn.			
Gaulden, Ellis	2007-08	Tallahassee, Fla.	Harper, Jamie	1996-99	Rome, N.Y.			
Gauvin, Neil	1981-83	Wethersfield, Conn.	Harris	1916				
Geary, Jack	1982	Niantic, Conn.	Harris, Carlos	1997-98	Daytona Beach, Fla.			
Geehan	1910		Harris, Clayton	2018`	Havre de Grace, Md.			
Gehret, Cory	1982-84	Altoona, Pa.	Harris, Gordon	1950				
Geissler, Carl	1925-27		Harris, Robert	1941				
Gerber, Norman	1954-56	Turners Falls, Mass.	Harvey, Edward	1971-72	Groton, Conn.			
Gervasi, Danny	1960-61	Caldwell, N.J.	Hashemi, Steve	2014-2017	Trumbull, Conn.			
Giaquinto, Nick	1975-76	Stratford, Conn.	Hassett, Joseph	1963-65	Dennis, Mass.			
Gibson, Jerry	1988-91	Dania, Fla.	Haversat, Arthur	1926-28				
Gibson, Jon	1980	Edison, N.J.	Hawkes, George	1950				
Gifford, Dalton	2013-15	Randolph, Mass.	Hawley, John	1941				
Gillardi, John	1980-81	Moosup, Conn.	Haynes, Christian	2018	Bowie, Md.			
Gillespie, Khyon	2018	Hartford, Conn.	Healy, Joe	1984-86	Ramsey, N.J.			
Gilliard, Wilbur	1992-95	Hartford, Conn.	Heavey, Joseph	1944				
Gillis, William	1959	Marblehead, Mass.	Hedgepeth, Rich	1974-76	Baltimore, Md.			
Gilman	1934		Heilman, Norman	1942				
Gilman, Martin	1926-28		Helmholtz, Harold	1934-36				
Ryan Gilmartin	2017		Hemingsway, Xavier	2013	Powder Springs, Ga.			
Girardin, Henry	1990-92	Smithtown, N.Y.	Henderson, Derek	1976-78	East Orange, N.J.			
Gleason, Brian	1992-95	Sandy Hook, Conn.	Hendricks, Bill	1981-83	Coatesville, Md.			
Gleason, Howard	1917, 19		Henegan, Ryan	2004-07	Arlington, Texas			
Glennan, Russell	1928-30		Henrich, Joe	1993	Macungie, Pa.			
Godwin, Charles	1956	Monsey, N.Y.	Henry, Keron	2001-04	Brooklyn, N.Y.			
Gold, Joseph	1933-34		Henry, Mike	2002	Miami, Fla.			
Good, Raymond	1949-51	Torrington, Conn.	Herald, Beanie	1970	Newark, N.J.			
Goode, Thomas	1968-70	Hartford, Conn.	Herbst, Edward	1945-46				
Gordon, Robert	1938		Herbst, Harry	1963	Peekskill, N.Y.			
Gorski, Greg	1969-71	Clark, N.J.	Herman, Stedman	1944-46				
Goryn, Ziggy	2005	Wayne, N.J.	Hermes, Brian	1968-70	Stonington, Conn.			
Goss, Dean	1945		Hernandez, Dennis	1976	Bristol, Conn.			
			Hernandez, D.J.	2005-08	Bristol, Conn.			
			Herosian, Brian	1970-72	Auburn, Mass.			
			Herring, Gino	1990-91	Pompano Beach, Fla.			

ALL-TIME LETTERWINNERS



Jones, Dan	1994-96	Scranton, Pa.	L			Macko, Jay	1975	Voluntown, Conn.
Jones, George	1937		LaBella, Anthony	1948		MacLellan, Allan	1973-75	Tewksbury, Mass.
Jones, Kevon	2018	East Hartford, Conn.	LaCourciere, Phil	1944-45		Madison, Kendall	1992-94	East Hampton, N.Y.
Jones, Marlon	2001-02	Jacksonville, Fla.	Lafica, Martin	1958	East Rochester, N.Y.	Madry, Juan	1970	New London, Conn.
Jones, Travis	2018	New Haven, Conn.	LaLima, Dave	1964, 66	E. Longmeadow, Mass.	Magaletta, Tony	1960-62	Yonkers, N.Y.
Jones, Trenton	2000-01	Pittsburgh, Pa.	LaMagdelaire, Alex	2006-07	Rumson, N.J.	Maggio, Jeff	1987	Fort Lauderdale, Fla.
Jordan, Tony	1978-80	Allentown, Pa.	Lamagna, Peter	1978-79	Enfield, Conn.	Magliozzi, Luke	2018	Westmeadows, Australia
Jordan, Wilson	1976	Greenwich, Conn.	Landolfi, Mark	1987-89	Hanover, Mass.	Magner, Jack	1942	
Jorgensen, Albert	1942, 45-46		Lane, John	1978	Camp Hill, Pa.	Maguire, Horatio	1916-17	
Joseph, Jesse	2009-11, 2013	Laval, Que.	Lane, Peter	1985-86	Westport, Conn.	Maher, Edward	1945	
Joseph, Junior	2014-17	Sinking Springs, Pa.	Lang, Mike	2009-10	Largo, Fla.	Mahoney, Ed	1951-53	South Boston, Mass.
Joseph, Sherrard	1990, 92-94	Farmingdale, N.J.	Langley, Brian	1981	Waltham, Mass.	Mahoney, Francis	1916	
Juall, Don	1974	Wethersfield, Conn.	Lansanah, Danny	2004-07	Harrisburg, Pa.	Mahoney, James	1941	
Juan, Henry	1938		Lantz, Toby	1985	Miami, Fla.	Maier, Frederick	1919-20	
Juanaszewski, Edmund		1945	Lanzafama, Gary	1983-85	Edison, N.J.	Maikula, Kenneth	1941-42	
Jump, Recolon	1997-98	Lake Mary, Fla.	LaPointe Donald	1958	East Hartford, Conn.	Makofski, William	1923-25	
Jump, Ronel	1997-00	Lake Mary, Fla.	Larson, Jeff	1999, 2002	South Windsor, Conn.	Malek, Mark	1965-67	Jewett City, Conn.
Junior, Jerome	2009, 11	Baltimore, Md.	Lassen, Tim	2002-04	Cheshire, Conn.	Malinosky, Walter	1941	
Juralewicz, Bernard	1920-22		Latham, Matt	1981-84	Stonington, Conn.	Mancari, Lou	1973-76	New Castle, Del.
Juringius, Kenneth	1930		Latino, Carlo	1970	Worcester, Mass.	Manco, Dominick	2013-15	Lagrangeville, N.Y.
K			LaVenja, Pete	1968-69	Deer Park, N.Y.	Mancuso, Nick	1989-91	Haworth, N.J.
Kaiser, Alex	2010	Newington, Conn.	Lazarus, Shamel	2018	Queens, N.Y.	Manga, Aloys	2005	Duala, Cameroon
Kalinowski, Joe	1977-79	Maynard, Mass.	Laverty, John	1974-75	Wilton, Conn.	Manganaro, Frank	1987	Lynnfield, Mass.
Kallgren, Richard	1948		Lawley, Sheriden	2015-17	Abbotsford, B.C.	Mangiarelli, Richard	1956, 58	Warwick, R.I.
Kane, Pete	1992-95	Quakertown, Pa.	Lawlor, John	1987	Ansonia, Conn.	Manninen, Reino	1955-57	Peabody, Mass.
Kanuch, Brad	2006-09	Johnstown, Pa.	Lawrence, Matt	2003-04	Bloomfield, Conn.	Manning	1914	
Karl, Terrence	1976-77	Sparta, N.J.	Lawrence, Roy	1965-67	Iselin, N.J.	Manning, Bret	2009-10	Acton, Mass.
Kashama, Hakeem	2000, 02-03	Brampton, Ont.	Leach, Brad	1957	Biddeford, Maine	Manning, Corey	2009-11	Tyrone, Ga.
Katzman, Arthur	1969	Franklin Square, N.Y.	Leacock	1949		Mansfield, Ronald	1972-74	Andover, N.J.
Keating	1912		Leahy, William	1976-78	Glastonbury, Conn.	Marchione, Joseph	1938-39	
Keating, Brian	2017-18	Darien, Conn.	Leak, Darius	2003	Fork Union, Va.	Marck, C.J.	2008	Newtown, Pa.
Keatley, Brad	1994-97	Clifton Park, N.Y.	Leavitt, Earle	1956-57	Hartford, Conn.	Marder, Ellis	2014-15	Windermere, Fla.
Kehoe, Scott	1963-65	Walpole, Mass.	Lee, Chris	2015-2016	Severna Park, Md.	Margiatto, Patrick	1985-87	Port Reading, N.J.
Kelleher, Bill	1953	Putnam, Conn.	Lee, Rick	1974-75	Stamford, Conn.	Mariano, Paul	1974-76	Naugatuck, Conn.
Kelley, Bob	1954		Lee, Junior	2012-15	Brooklyn, N.Y.	Marinan, Sean	2014-16	Higganum, Fla.
Kelly, Edwin	1984	New York, N.Y.	Lefebvre, Ernest	1948-1949	Forrestville, Conn.	Marine, Bruce	1964-65	Wilmington, Del.
Kelly, John	1932, 34		Legenza, Raymond	1947-49	Thompsonville, Conn.	Marino, Vince	1989-90	Southbridge, Mass.
Kendall	1910, 12		Leibovitz, Albert	1937		Markiewicz, Julius	1945	
Kennedy, Dan	1990-91	Edison, N.J.	Lemelle, Brian	2013-2016	Harrisburg, Pa.	Markland, Fred	1979-82	North Adams, Mass.
Kenney, David	2011-12	Highstown, N.J.	Lenchek, Shepard	1941		Markowski, Brian	2001-04	Carlstadt, N.J.
Kersmanc, Brian	2006	Lancaster, Pa.	Lenich, Frank	1936-37		Markus, Joe	1979-82	Trumbull, Conn.
Ketchum	1910		Lenkaitis, Jamie	1998-01	Canton, Mass.	Marrero, Mario	1984	Bristol, Conn.
Kidd, Brian	1964-66	West Nyack, N.Y.	Lensander, Nicholas	2016	Santa Barbara, Calif.	Marriner, Josh	2014-15	Chesapeake, Va.
King, Leonard	1955-57	Naugatuck, Conn.	Leone, Nino	2017-18	Middleton, Mass.	Marrus, Glenn	1980-81	Hurley, N.Y.
King, Robert	2018	Philadelphia, Pa.	Levitow, Lee	1930-32		Marsh, Laban	1997-99	Erie, Pa.
King, Tyler	2001-04	North Attleboro, Mass.	Levenberry, E.J.	2016-17	Woodbridge, Va.	Marshall, Kerry	1977-78	Middletown, Conn.
Kinon, Victor	1965-66	Fairlawn, N.J.	Levy, Richard	2014-16	Trenton, N.J.	Martha, Paul	1948-50	
Kitchens, Raymond	1970-71	Hartford, Conn.	Lewis, Damon	1991-94	Stratford, Conn.	Martin, Chad	1995-98	Martins Ferry, Ohio
Kiyokawa, Kay	1944		Lewis, Eugene	1934		Martin, Dexter	1993-96	Brooklyn, N.Y.
Klarman, Harry	1954-55	New Haven, Conn.	Lewis, Hollis	1936-37		Martin, Reginald	1962	Baltimore, Md.
Klausner, Mark	1963	Wallingford, Conn.	Libutzke, Herman	1928-30		Martin, Twyon	2008-11	Parkland, Fla.
Klimas, Joe	1960-61	Branford, Conn.	Licata, Joseph	1962-64	Peekskill, N.Y.	Martin, William	1958, 60	Greenfield, Mass.
Klinger, Joe	1966	Easton, Conn.	Lidwinowicz, Walter	1939		Mascarenhas, Ashvin	1988	Fort Lauderdale, Fla.
Knappe, Andreas	2014-16	Silkeborg, Denmark	Lincoln, Richard	1971	Hingham, Mass.	Masler, Dick	1950	
Knauf, William	1926-28		Lindner, Ken	1990-92	Bethel, Conn.	Mason, Richard	1973-76	Baltimore, Md.
Koch, Henry	1939		Lindstrom, Russell	1939		Massa, Eugene	1969-70	Naugatuck, Conn.
Kodish, Michael	2004	Coral Springs, Fla.	Linkletter, John	1949		Masters, Adam	2009-12	Bethesda, Md.
Kolb, John	1929-30		Lis, John	1976-78	Albany, N.Y.	Mateas, Alex	2012-14	Ottawa, Ont.
Koller, George	1967-68	Prospect, Conn.	Livieri, John	1954, 56, 57	West Haven, Conn.	Matheson, Robert	1940	
Konecny, Jonathon	1977-78	Fairfield, Conn.	Livieri, Sam	1954, 56	West Haven, Conn.	Mauer, Anthony	1963-64	Riverside, Conn.
Kononitz, Paul	1958-59	Springfield, Mass.	Llodra, Joseph	1956-59	Southington, Conn.	Mauriseau, Heron	2018	Bellport, N.Y.
Koop, James	1971	Yonkers, N.Y.	Lloyd, Greg	2008-10	Clermont, Fla.	Maver, William	1973-74	Quincy, Mass.
Kopp, Thomas	1958-60	Naugatuck, Conn.	Lloyd, Maurice	2001-04	Daytona Beach, Fla.	Mayala, Hergy	2015-18	Montreal, Que.
Korponai, Dave	1961-63	Stratford, Conn.	Logan, Dan	1984-87	Fairfax, Va.	Mayer, Gerhard	1975	Riverside, Conn.
Kosikowsky, Frank	1936-38		Logan, Louis	1924		Mayne, Shawn	2004-05	Montreal, Que.
Kotin, Ron	1964-65	Brooklyn, N.Y.	Lombardi, Anthony	1958	Hamden, Conn.	Mazzocca, Augustus	1959, 62	Arlington, Mass.
Koury, Fred	1960-62	Brooklyn, N.Y.	Long, Ed	1991-94	Rochester, N.Y.	McAllister, Brice	2014-16	East Longmeadow, Mass.
Kovacs, Eugene	1941		Long, Robert	1996-99	Willingboro, N.J.	McAllister, David	1923-24	
Kozlowski, Brian	1989-92	Webster, N.Y.	Loomos, Harry	1995	Lynnfield, Mass.	McBryde, B.J.	2012-14	Beaver Falls, Pa.
Kraham, Keith	1969-71	Chatham, N.Y.	Lord, Philip	1919		McCall, Kris	1989-90	Kansas City, Mo.
Krajewski, Steven	2018	Moultrie, Ga.	Lorentzon, Arthur	1924-26		McCann, Hugh	1932	
Krakauskas, Joseph	1937		Lorenzen, Tyler	2007-08	Fremont, Iowa	McCarthy, J.T.	1915, 17	
Krause, Mitch	1992-94	Wayne, N.J.	Losh, John	1969-70	Orange, Conn.	McCarthy, Michael	1973	Oak Bluffs, Mass.
Kreymborg, Mark	1972-73	Norwalk, Conn.	Lowe, Ernie	1995-98	Philadelphia, Pa.	McCarthy, Mike	1990-93	Jackson, N.J.
Kripas, John	1950-52	Hartford, Conn.	Lozon, Jason	1995	Groveland, Mass.	McClain, Robert	2006-09	Lusby, Md.
Kristensen, Roy	1962-63	New City, N.Y.	Lucas, Thomas	2014	Silver Spring, Md.	McLean, Aaron	2015-18	Southborough, Mass.
Krol, Tom	1985-88	E. Longmeadow, Mass.	Luciani, Ken	1961-62	Woodbridge, Conn.	McClam, Jimmy	2005	Seat Pleasant, Md.
Krom, Barry	1973	Rhinebeck, N.Y.	Luciani, Ray	1952-53	Woodbridge, Conn.	McClintock, Jim	1972	Enfield, Conn.
Krot, John	1966-68	Seymour, Conn.	Lucien, Jeremy	2018	Moore Township, Pa.	McClowry, Terry	2000-03	Dearborn, Mich.
Krug, Ryan	2001-04	Pine Beach, N.J.	Ludwig, Mike	1981-82	Wayne, N.J.	McCollum, Ricky	2004	Washingtonville, N.Y.
Krukar, John	1964-65	East Hartford, Conn.	Lundy, Jamal	1999-02	Burlington, N.J.	McCombe, William	1929-30	
Kruse, George	1980	Nutley, N.J.	Lunn, Rob	2005-08	Penfield, N.Y.	McCombs, Lyle	2011-13	Staten Island, N.Y.
Kucinkas, Rich	1983-85	South Windsor, Conn.	Lutrus, Scott	2007-10	Bloomfield, Conn.	McConnell, Jeff	1961-63	Poughkeepsie, N.Y.
Kudla, Raymond	1945		Lynch, Christopher	1970-71	Stamford, Conn.	McCormick, Joseph	1933	
Kukulka, Theodore	1949-50	Thompsonville, Conn.	Lysaght, James	1970	Bristol, Conn.	McCue, Randy	1968	Norwalk, Conn.
Kunz, John	1954	Hartford, Conn.	M			McCummings, Scott	2011-12	Natick, Mass.
Kupec, Richard	1962-64	Ossining, N.Y.	MacDonald	1915		McDonald, Ross	1980	Renfrew, Pa.
Kupfrain, George	1966-68	Paramus, N.J.	Mack, Gary	2007	West Chester, Pa.	McDonnell, Gene	1975-77	Ansonia, Conn.
Kupfrain, Thomas	1972	Paramus, N.J.	Mack, Taylor	2010, 2012-13	Powder Springs, Ga.	McDonough	1910	



2019 UCONN FOOTBALL

McDonough, Gerry	1960-62	Kingston, N.Y.	Moore, William	1947-49	Bristol, Conn.	Oak, Dan	2015	Fort Myers, Fla.
McDuffie, Wendell	1998	Hamden, Conn.	Moran, Dave	1991	Woodbridge, Conn.	Okounam, Philippe	2017-18	Chateaugay, Que.
McEachern, Mike	1983-85	Hamden, Conn.	Moreland, Wallace	1922-25		Oleksy, Lou	1981-82	Moosic, Pa.
McEntee, Johnny	2011	Fullerton, Calif.	Morelli, Mike	1996-99	Landsdale, Pa.	Oliver, Laurence	2000-01, 03	Homestead, Pa.
McEwen, Mark	1971-72	Brewer, Maine	Morgan, B	1912		Olivier, Mathieu	2009-10	Woburn, Mass.
McFadden, Perry	1973	Hartford, Conn.	Morgan, J	1912		Olmsted, Roger	1941-42	
McGeary, Michael	1984	Norwood, N.J.	Morgan, James	1964, 66	Rouses Point, N.Y.	Olsen, Dave	1977-78	Derby, Conn.
McGillicuddy, Brian	1982-84	Fairfield, Conn.	Morris, Mike	1945	New Britain, Conn.	Omokaro, Emmanuel	2010	Danbury, Conn.
McGrath, Sean	1985	Stamford, Conn.	Morrison, Gregg	1984-85	Madison, Conn.	O'Neill, Bill	1973	Worcester, Mass.
McGuire, Andre	1978	Newark, N.J.	Morrison, Jordan	2018	Hamilton, N.J.	O'Neill, Martin "Red"	1922-24	New Haven, Conn.
McInnis, Don	1956	Braintree, Mass.	Morton, John	1935-36		O'Neill Thomas	1969, 71	Holyoke, Mass.
McIntosh, Jerry	1982-85	Cheshire, Conn.	Moug, Pat	1981-83	Redford, Mich.	Opoku, Andrew	2011	North Brunswick, N.J.
McIntosh, Michael	2000-2003	Edgewood, Md.	Mourning, Glen	2008	Danbury, Conn.	Orlovsky, Dan	2001-04	Shelton, Conn.
McIntyre, Kevin	1993-96	Weston, Conn.	Moynihan, Dennis	1958-59	Hartford, Conn.	Ormsby, Cole	2014-17	Windsor, Conn.
McKee, Jason	2001, 03	Estero, Fla.	Mroz, M	1933		O'Roark, R. Michael	1974	Shelton, Conn.
McKinney, Anthony	1993-96	Stamford, Conn.	Mueller, Adam	2011-13	Park Ridge, Ill.	Orsulak, Walter	1961	Norwich, Conn.
McLean, Aaron	2015	Southborough, Mass.	Mugford, Bob	1966-67	Chelsea, Mass.	Ortiz, Elias	1992-93, 95	West Hartford, Conn.
McLean, Brandon	2004-06	New Haven, Conn.	Muh, Doug	1984	Long Branch, N.J.	Ostrom, George	1940-42	
McLellan, Glenn	1956-58	Winsted, Conn.	Muha, Mike	1979-82	Edison, N.J.	Osunde, Uyi	1999-00, 02-03	Bloomington, Pa.
McLeod, Morris	1971-72	South Ozone Park, N.Y.	Mulcahy, Sean	2000-03	Westport, Conn.	Otis, Jeffrey	1965	West Newbury, Mass.
McMahon, Edward	1934		Muldowney, Jim	1959-61	Concord, N.H.	Overlock, Dan	1957	Lowell, Mass.
McMahon, Ray	1957-59	Lynn, Mass.	Munford, Chuck	1977	New Britain, Conn.	P		
McManus, Jim	1998	Guilford, Conn.	Murano, Rocco	1950-52	Greenwich, Conn.	Pace, Jonathan	2018	Boston, Mass.
McNally, Chris	1985-88	Norwich, Conn.	Murdock	1915		Pack, Reggie	1978	Vernando, La.
McNamara, Jeff	1988-91	Centertown, N.J.	Murphy, Charles	1930	Putnam, Conn.	Paine, Everett	1939-41	
McNamara, Mike	1982-85	Elmer, N.J.	Murphy, Dan	1990-92	Fairfield, Conn.	Painter, Richard	1956	Washington, D.C.
McQuillan, Sean	2013-14	Glastonbury, Conn.	Murphy, Daniel	1952	Saugus, Mass.	Palasek, Henry	1965, 67-68	New Britain, Conn.
McPhee, Deon	2002-05	Abaco, Bahamas	Murphy, Kevin	2016-18	West Chester, Pa.	Pallotta, Mike	1981-83	Clinton, Mass.
McSherry, Peter	1941-42		Murphy, Justin	1986-88	Madison, Conn.	Palmer, Bernie	1973-76	Naugatuck, Conn.
McVeeny, Gerard	1964-65	Greenwich, Conn.	Murphy, Mark	1984-87	Madison, Conn.	Palombo, Dan	1979-80	Aliquippa, Pa.
Mears, Chuck	1996-97	Bloomfield, Conn.	Murphy, Thomas	1916, 19		Panciera, Anthony	1936-38	
Meeker, Eugene	1972	Edison, N.J.	Murray, Dan	2003-06	Gloucester, Mass.	Panciera, Irv	1950-52	Westerly, R.I.
Meenan, James	1947-48	Bridgeport, Conn.	Murray, Craig	1989-91	Hamden, Conn.	Papanos, Stanley	1938-40	
Meers, Bob	1987-88	Cohasset, Mass.	Muschette, Erik	2008	Lynn, Mass.	Papatones, Stamo	1950-52	
Melifonwu, Obi	2013-16	South Grafton, Mass.	Muthig, Thomas	1944		Parker, Lamont	1992-95	Miami, Fla.
Mendence, Donald	1960	Norwalk, Conn.	Myers, Mikal	2013-16	Newburgh, N.Y.	Parker, Spencer	2012-13	Newington, Conn.
Mensah, Kevin	2017-18	Worcester, Mass.	Myers, Norm	1981-84	South Windsor, Conn.	Parks, Billy	1982-84	Bristol, Conn.
Merrill, Howard	1931-32		Myers, Robb	1997	St. Charles, Ill.	Parmalee, Henry	1996-98	Norwalk, Conn.
Merritts, Jim	1980	Holidaysburg, Pa.	Myers, Tommy	2014-17	Coventry, Conn.	Parri, Brian	1992	Madison, Conn.
Meyer, Chris	2000-02	Clearwater, Fla.	N			Pascale, Joseph	1965-66	Lake Mohogan, N.Y.
Meyers, Edward	1954-55	Hartford, Conn.	Nakaoka, Ken	1944		Pasqualoni, Jay	1976-78	Cheshire, Conn.
Michaels, Mark	1982-85	West Islip, N.Y.	Nakoneczny, Wayne	1960-61	Stratford, Conn.	Passarini, John	1967-69	Newton, Mass.
Michalewicz, Steve	1979-82	Windsor Locks, Conn.	Nalewaik, William	1929-30		Patterson, Edward	1922	
Micklovic, Ed	1983-85	Rahway, N.J.	Nanfheldt, Oscar	1923-25		Paul, Keyshawn	2018	Miami, Fla.
Mieczkowski, James	1988	Glastonbury, Conn.	Naposki, Eric	1984-86	Tuckahoe, N.Y.	Paull, Wayne	1966	Oaklyn, N.J.
Migliaccio, Andrew	2017	Glastonbury, Conn.	Nardi, Leo	1973	Winsted, Conn.	Pavasaris, Chris	2005-06	Needham, Mass.
Mignault, Bill	1949-51	Dayville, Conn.	Nastri, Joseph	1953	West Haven, Conn.	Peart, Matt	2016-18	Bronx, N.Y.
Milano, Vin	1952-53	Dorchester, Mass.	Navarro, Jack	1976	Crawfordsville, Iowa	Pehota, Ed	1950-52	Rockfall, Conn.
Milberg, Stuart	1986-89	Wilton, Conn.	Neal, Rusty	1987-90	Clifford Beach, N.J.	Pensiero, Frank	1968	Stamford, Conn.
Milich, Sekule	1994-95	Neshanic Station, N.J.	Neistat, Barry	1971-72	New London, Conn.	Penwell, Zak	2007	Fairbanks, Alaska
Millard, Bill	1993	Bethel, Conn.	Nelson, H. Tom	1958, 60	Winsted, Conn.	Perkins, Craig	1984	Putnam, Conn.
Miller, Anthony	1988-89	Pompano Beach, Fla.	Nelson, Kurt	1969-70	Orchard, Mass.	Perkins, Justin	2001, 03-04	Fort Lauderdale, Fla.
Miller, Donald	1969-70	Worcester, Mass.	Nesteruk, Warren	1976-78	Ansonia, Conn.	Perko, Joseph	1941-42	
Miller, Dwayne	1984-88	Bridgeport, Conn.	Neumann, Bill	1999-00	West Berlin, N.J.	Perrin, Chris	1999	Ashland, Mass.
Miller, Frank	1913-15		Newman, Gene	1973	Maynard, Mass.	Persky, Harry	1912-15	
Miller, Ken	1978-81	Orange, Conn.	Newman, Harrison	20017	West Hartford, Conn.	Peterson, Charles	1968	Stamford, Conn.
Miller, Mike	1978	Bristol, Conn.	Newmarker, Edward	1914-17		Peterson, David	1952	
Miller, Pat	1981-83	Edison, N.J.	Newsome, Arkeel	2015-17	Ansonia, Conn.	Peterson, Erick	1970	Southington, Conn.
Millet, Mike	1987	Brockton, Mass.	Newton, Dactavian	1995-96	Norwalk, Conn.	Peterson, Herbert	1937-39	New Haven, Conn.
Mills, Mike	1990	Middletown, Conn.	Ney, Thomas	1976-79	Hamden, Conn.	Petrillo, Pete	1966-68	Newburgh, N.Y.
Mills, Troy	1987-89	Coral Springs, Fla.	Nichols, Arthur	1931		Petrus, Moe	2008-11	St. Laurent, Que.
Miltenis, John	1981-82	Ridgefield, Conn.	Nichols, Bob	1968-70	Worcester, Mass.	Pforr, Ken	1969	Westbury, N.Y.
Minnerly, Bill	1958-60	Yonkers, N.Y.	Nickerson, Carl	1969	Saugerties, N.Y.	Phalen, Robert	1978	Ridgefield, Conn.
Minski, Donald	1968	Jewett City, Conn.	Nier, Scott	1977-80	Huntington, Pa.	Phillips, Shakim	2012-13	Paterson, N.J.
Mirabello, Frank	1954-55	Hartford, Conn.	Noferi, Lou	1958-59	Hopedale, Mass.	Pierce, Franklin	1930-32	
Mirambeau, Igor	1986-87	Hollandale, Fla.	Nolan, Mike	1988-89	Watertown, Conn.	Pignatello, Tony	1959-61	Verona, N.J.
Mitchell	1912		Nolen, Edward (Ned)	1973	South Hadley, Mass.	Pindell, David	2017-18	Columbia, Md.
Mitchell, Arthur	1919-21		Nook, Ed	1992-95	Manorville, N.Y.	Pinsky, Albert	1940-42	
Mitchell, Frederic	1939-40	Colchester, Conn.	Noonan, Mike	1955-57	Hartford, Conn.	Pinsky, David	1934-35	
Mitchell, Scott	1990-93	Hamden, Conn.	Noone, Robert	1951-52	Douglaston, N.Y.	Pinsky, Julius	1933-35	
Mochrie, Richard	1945-47	Chelmsford, Mass.	Norris, Elijah	2013	Upper Marlboro, Md	Pinsky, Leo	1944, 47-49	Hartford, Conn.
Modugno, Jerry	1978-81	Liberty Corner, N.J.	Noveck, Ron	1961-62	New Britain, Conn.	Pisciottano, Jim	1969-71	Hawthorne, N.J.
Modugno, Joseph	1952-54	Lynn, Mass.	Nowden, Monte	1992-94	Rochester, N.Y.	Poirier, Paul	1958	Danielson, Conn.
Mofowitz, Marc	1984-86	Edison, N.J.	Nutter, Fred	1993, 95	Lowell, Mass.	Poland, Edwin	1933-35	
Mohr, Fred	1942-47		Nuzie, Matt	2003-06	Trumbull, Conn.	Poles, Kevin	2007, 09	Penfield, N.Y.
Mohr, Howard	1940-41		O			Polito, Alex	2007-10	Reading, Pa.
Molina, Alex	2009	Waterford, Conn.	O'Brien, Edward	1951-53	Norwalk, Conn.	Pomposi, Philip	1976-77	Meriden, Conn.
Moll, William	1942, 46-48	Bridgeport, Conn.	O'Connell, Dennis	1976-78	Derby, Conn.	Poole, Chandler	2002-03	Fort Lauderdale, Fla.
Molloy, Charles	1941-42, 46		O'Connell, J. Barry	1957-59	Springfield, Mass.	Pope, Thomas	1964	Max Meadows, Va.
Moncion, Dominico	2018	Storrs, Conn.	O'Connell, Kerry	1982	Derby, Conn.	Portee, A.J.	2010	Austell, Ga.
Monnier, Dwight	1937-38		O'Connor, Steve	1999-00	Medfield, Mass.	Porter, Shane	1981-84	Bridgeport, Conn.
Montague, Alonzo	1992-93	Bronx, N.Y.	O'Donnell, Kevin	1973-74	Bayport, N.Y.	Posner, Leonard	1936-38	
Moons, Rob	1987-90	Coral Springs, Fla.	O'Grady, John	1972	North Bergen, N.J.	Post, Doug	1984-85, 88	Coventry, Conn.
Mooradian, Louis	1955-57	Haverhill, Mass.	O'Grady, Raymond	1935		Post, James	1988	Watertown, Conn.
Moore, Dontá	2004, 06	Tampa, Fla.	O'Grady, Robert	1936-37		Potkay, John	1939	
Moore, Isiah	2009-11	Cambridge, Mass.	O'Keefe, Jim	1974-77	Milford, Conn.	Potter, Robert	1948	Windham, Conn.
Moore, James	1928-30		O'Leary, Dan	1977-79	Rochester, N.H.	Potterton, G.	1933-34	
Moore, Kashif	2008-11	Burlington N.J.	O'Leary, Dick	1980-82	Bethlehem, Pa.	Prentice, Clifford	1920-21	
Moore, Sio	2010-12	Apex, N.C.	O'Reilly, Donevin	2017	Glastonbury, Conn.	Preston, Grant	2002-05	Mechanicsburg, Pa.

ALL-TIME LETTERWINNERS



Price, Percy	1995-98	Manchester, Conn.	Roy, Robert	1951-54	Worcester, Mass.	Sitty, Albert	1949	New London, Conn.
Price, Steve	1966-68	Maplewood, N.J.	Ruffess, Richard	1927-29		Skanes, Quayvon	2017-18	Chicago, Ill.
Primiani, Craig	1983-85	Torrington, Conn.	Rufleth Elmer	1933		Skene, Neal	1992, 95	Middletown, Conn.
Pringle, John	1936-37		Ruocco, Alphonse	1955	New Haven, Conn.	Sladkow, Constance	1936	
Pruitt, Angelo	2012-13	Cincinnati, Ohio	Ruslavage, Chuck	1981-84	Clarion, Pa.	Sladkow, Constant	1933	
Przekop, Peter	1977	Norwich, Conn.	Russell, Vin	1969-71	Mechanicville, N.Y.	Slanetz, Edward	1920-21	
Pucko, Michael	1973-75	Fitchburg, Mass.	Russo, Pat	1994-97	Endicott, N.Y.	Slate, Donald	1944	
Pugliano, Frederick	1955-56	Williamanset, Mass.	Rutherford, Trey	2014-17	Markham, Ont.	Slattery, Robert	1958-59	New Britain, Conn.
Purcell, John	1975-77	Wallingford, Conn.	Ryan, C.E.	1915, 17		Slavich, George	1951	
Purple, Nathaniel	1923		Ryan, Dan	2006-09	Franklin, Conn.	Small, Taber	1998-01	Baltimore, Md.
Purple, Nelson	1937		Ryan, J. Ray	1923-25		Smallwood, Yawin	2011-13	Worcester, Mass.
Puyol, Bobby	2014-16	North Palm Beach, Fla.	Ryan, Mike	2009-11	Tamaqua, Pa.	Smey, Joseph	1964-66	Naugatuck, Conn.
Q			Ryan, Rohan	1994	Brooklyn, N.Y.	Smith, Aaron	2005	Washington, D.C.
Quagliano, Frank	2001-02	Cheshire, Conn.	Rymash, Ron	1951-54	New London, Conn.	Smith, Brandon	1998-99	Dana Point, Calif.
Quinn, Brian	1989	Bridgewater, N.J.	Ryngala, Kenneth	1969	Seaford, N.Y.	Smith, Charles	1964	East Orange, N.J.
Quist, Bob	1965	Grand Rapids, Mich.	S			Smith, Donald	1981, 83-84	New Haven, Conn.
R			Sabino, Don	1951, 53	Watertown, Mass.	Smith, J. Brian	1962-63	Hartford, Conn.
Radzevich, Vic	1965-70	Torrington, Conn.	Sadek, John	1958-60	Springfield, Mass.	Smith, Jahi	2003, 05-06	Suitland, Md.
Ragan, Dave	1979-80	West Milford, Pa.	Sadlon, Edward "Stewart"	1969-70		Smith, Johnathon	2005-06	Camp Hill, Pa.
Rajczewski, Stanley	1966-68	Stamford, Conn.	Sadlon, William	1967-70	Woodbury, Conn.	Smith, Mike	2008-12	Houston, Texas
Raleigh, Jim	1977-80	Madison, Conn.	Sager, Maurice	1934		Smith, Pat	1989-92	Bethel, Conn.
Ramsey, Terry	1975-77	Mount Vernon, N.Y.	St. Marie, George	1931-32		Smith, Steven	1965-67	Madison, N.J.
Randall, Robert	1999-00	Sanford, Fla.	Salafia, Joseph	1956	Meriden, Conn.	Smith, Terrance	2000-03	Pompano Beach, Fla.
Rankin, James	1936-38		Saleeby, Dan	1990-92	Cos Cob, Conn.	Smith, Walter	1917	
Raymond, Dewey	1979-81		Salek, John	1970-72	Wyckoff, N.Y.	Smoot, Greg	1999-01	Edgewood, Md.
Rebman, Robert	1929-31	Norwalk, Conn.	Salovitz, Irving	1935-36		Snively, Todd	1986-87	Ballston Lake, N.Y.
Reckert, Richard	1945		Saltus, William	1951	Westfield, Mass.	Sneidman, George	1922	
Redmond, Jack	1964-65	Cheshire, Conn.	Samra, Tyler	2013-15	Wyckoff, N.J.	Snow, Geroqe	1953	Southington, Conn.
Reed, Henry	1973-74	Williamantic, Conn.	Sanchez, David	2003, 05	Windsor, Conn.	Sobieski, Thaddeus	1948-50	Meriden, Conn.
Reed, Larry	1962-63	Peekskill, N.Y.	Sanchez, Ramon	1973-75	Garnerville, N.Y.	Solomon, James	1966	Springdale, Conn.
Reeve, William	1926		Sanders, Aaron	1987-89	Dorchester, Mass.	Solomon, Leslie	1973-74	Wayne, N.J.
Reid, Brian	1991-94	Richmond, Va.	Santangelo, Mark	1979-80, 82	Edison, N.J.	Sorrell, David	1973	Whippany, N.J.
Reiner	1912-14		Sapiro, Bob	1980	Wilton, Conn.	Sorrells, Ayo	1999-01	Silver Spring, Md.
Reisig, Rich	1996	Plymouth, Mass.	Sardilli, Albert	1947-48	New Britain, Conn.	Sosik, Nick	1990-93	Kutztown, Pa.
Rembish, Mike	1987-90	Linden, N.J.	Sasser, Manny	1972-73	New Haven, Conn.	Sottiriou, Nick	1979	Edison, N.J.
Renehan	1910		Sasser, Travis	1985-86	North Haven, Conn.	Sowa, Luke	2016	Millstone, N.J.
Renehan, Edward	1914-15		Sasson, Mike	1995, 97-99	Pittsburgh, Pa.	Sowell, Taurien	2002-05	Bridgeport, Conn.
Renzullo, Armado	1956-57	Torrington, Conn.	Satin, Marvin	1950-51	Hampton, N.H.	Spagnuolo, Alfred	1973	Union City, N.J.
Reppi, Jim	1990-93	Solway, N.Y.	Savage, Richard	1969		Sparks, Brian	2004	Plainville, Conn.
Resnick, Morris	1945-46		Sayers, Joseph	1933-35	Yonkers, N.Y.	Spears, Wesley	1974	Bloomfield, Conn.
Reveli, Charles	1941-42, 46		Scaffidi, Paul	1971, 73-74	Natick, Mass.	Spelman, Chris	1990-92	South Windsor, Conn.
Reyes, Kendall	2008-11	Nashua, N.H.	Scagnelli, Paul	1956-58		Spencer, William	1968-70	Lynn, Mass.
Rice, Ken	2004	Franklin Square, N.Y.	Scarchuk, John	1935-37		Sporck, Frederick	1974	Burnt Hills, N.Y.
Rich, Derek	2007	Gainesville, Ga.	Shackne, Elliot	2001	Davie, Fla.	Sproul, James	1969, 71	Manlius, N.Y.
Rich, James	1956	Needham, Mass.	Schaefer, Edward	1958		Stackpole, Fred	1959-61	Saco, Maine
Richardson, William	1971-73	Brooklyn, N.Y.	Schafenacker, Kyle	2016-17	Cooper City, Fla.	Stafford, Shane	1995-98	Reading, Pa.
Richmond, Luke	1998-00	Ansonia, Conn.	Schafner, Steven	1973	University City, Mo.	Stanger, George	1952-54	Lynn, Mass.
Ricketson, Leonard	1934		Schildgne, Henry	1926-28		Stanko, Justin	1992-95	Stratford, Conn.
Ricketts, J.	1920		Schmidt, Clarence	1947-49		Stapleton, Cameron	2014-17	Staten Island, N.Y.
Ridley, Jason	2001	Sunrise, Fla.	Schmidt, Rob	1993-95	Red Bank, N.J.	Starkel, Robert	1945	
Riederich, John	1958-59	West Haven, Conn.	Schofield, William	1924-26		Stasiuk, John	1946	
Riley, Chris	1983-86	Mattapoisett, Mass.	Schumacher, Marc	1965-67	Elmont, N.Y.	Stravrianidis, Fotis	1984	Danbury, Conn.
Riley, James	1958	Danielson, Conn.	Schuman, Dave	1993, 95, 96	Saddle Brook, N.J.	Steben, Ron	1991	Torrington, Conn.
Riley, Khalid	1998	Norwood, Mass.	Schuster, George	1955	Naugatuck, Conn.	Steele	1912	
Rinaldi, Ralph	1959-61	East Longmeadow, Mass.	Schwartz, Darryl	1975, 76	Acton, Mass.	Steer, Carlton	2017-18	East Hartford, Conn.
Ring, Robert	1944		Schwolsky, Arnold	1936-38		Steg, Brandon	2012-13	Coral Springs, Fla.
Rishell, Will	2014-17	Marlborough, Conn.	Scott, Andy	1984-88	Ansonia, Conn.	Stehle, Wayne	1986	Jim Thorpe, Pa.
Ritchie, Alexander	1958	Stratford, Conn.	Scott, David	1983-85	Danielson, Conn.	Stella, Joseph	1939-40	
Roberts, Dave	1962-63	Meriden, Conn.	Scott, Xavier	2018	Fort Hood, Texas	Stephen, Shamar	2010-13	Brookville, N.Y.
Roberts, Jeffrey	1961	Windsor, Conn.	Scoville	1912		Stephens, Cecil	1958	Green Farms, Conn.
Roberts, Wilfred	1938-39		Scussel, Raymond	1941-42		Stephens, Omaine	2014-2016	East Orange, N.J.
Robeson, Dave	1972-73	New York, N.Y.	Searcy, Mike	1987-91	Miami, Fla.	Sterling, Santana	2017-18	Chandler, Ariz.
Robinson, Courtney	2005	Lake Worth, Fla.	Sebolt, Dave	1989-90	West Hartford, Conn.	Sternburg, John	1929-30	
Robinson, Frank	1937-39		Seely, Dick	1961-63	Armonk, N.Y.	Stevens, Jalen	2015-2016	Goose Creek, S.C.
Robinson, Greg	2009	Scotland, Pa.	Segar, Robert	1978-80	Storrs, Conn.	Stevens, Lester	1931-32	
Robinson IV, John	2016-17	Englewood, N.J.	Selavka, Carl	1950-52	Williamantic, Conn.	Stevenson, David	2012-13	Stone Mountain, Ga.
Robinson, Oneil	2018	Hartford, Conn.	Selden	1910		Stewart, Frank	1974	North Andover, Mass.
Robustelli, Rick	1968-70	Stamford, Conn.	Seremet, John	1934-35		Stewart, Graham	2013-15	Durham, Conn.
Robustelli, Robert	1970-73	Stamford, Conn.	Severino, John	1956-58	Hamden, Conn.	Stockwell, Ken	1979	Grosse Point, Mich.
Rock, Brad	1972-74	Hauppauge, N.Y.	Sgrulleta, Sean	1961-62	Mt. Kisco, N.Y.	Stoddard, John	1964-66	Elmsford, N.Y.
Rodgers, Zeke	1992-95	Washington Township, N.J.	Shafer, S.	1919		Storrs	1910	
Rogers, Alfred	1950-52	Manchester, Conn.	Sharpe	1910		Storrs, Arnold	1930	
Rogers, Eric	1997	Tucson, Ariz.	Shaw, Alan	1971-73	Braintree, Mass.	Stowell, Robert	1969	Milford, Conn.
Rogowski, Ronald	1961	Norwalk, Conn.	Shea, William	1945		Stroman, Kamari	1998-01	Norristown, Pa.
Romine, Don	1959-60	North Pembroke, Mass.	Sherman, Anthony	2007-10	North Attleboro, Mass.	Strong, N.A.	1917	
Rosa, Domenic	1950-51	Waterbury, Conn.	Sherwood, Jesse	1940		Sudora, Scott	1985, 88	Monroe, Conn.
Rosa, Paul	1944-49	New Canaan, Conn.	Shettle, Bob	1985-88	Hartford, Conn.	Sumoski, Warren	1962	New Britain, Conn.
Roscoe, Peter	1968		Shirreffs, Bryant	2015-17	Jefferson, Ga.	Sundberg, Steven	1987-89	Meriden, Conn.
Rose, Dan	1974-75, 77	Plainfield, Conn.	Sibor, Martha (Mgr.)	1974-75	Columbia, Conn.	Suplinskas, Al	1979-81	Wallingford, Conn.
Rose, Jay	2017-18	Southington, Conn.	Sickler, F.	1920		Sutkowski, Richard	1951-52	Shelton, Conn.
Rose, Stephen	1976-77	Wilton, Conn.	Sicklick, James	1933		Summers, Jamar	2014-17	East Orange, N.J.
Roseblatt, Steven	1969-71	Naugatuck, Conn.	Sidebotham, Jeffrey	2017		Sutter, Sean	1991	Boonton, Pa.
Ross, Donald	1946-49	New Britain, Conn.	Sikora, Mike	1952, 54	Bridgeport, Conn.	Svencer, Mark	1970-71	Norwalk, Conn.
Rossetti, Nick	1962-64	Yorktown Heights, N.Y.	Silver, Alan	1956	Hamden, Conn.	Sweeney, Tom	1969-70	Waterford, Conn.
Rostosky, Pete	1980-82	Monogaheia, Pa.	Silverstein, Solon	1940-41		Sweitzer, Ken	1978-81	Madison, Conn.
Roth, Richard	1980	New Britain, Conn.	Simeone, Joe	1961-63	Brooklyn, N.Y.	Sweitzer, Scott	1984-87	Madison, Conn.
Roth, Robert	1970-72	Brooklyn, N.Y.	Simmons, Keith	1973-75	Simsbury, Conn.	Swem, Tracy	1923-24	
Rouzier, Anthony	2005	Amherst, Mass.	Simmons, Kevin	1976-77	Simsbury, Conn.	Swenson, Ian	2018	Wilmette, Ill.
			Sinay, Greg	1973-76	Norwich, Conn.	Sykes, David	1960-61	Pittsfield, Mass.



2019 UCONN FOOTBALL

Sylvester, John	1952-53	East Boston, Mass.	Viscount, Joe	1950-52	Milford, Conn.	Woodcock, Jeff	2017	Middleton, Conn.
Symonbathy, Clint	1972	Seymour, Conn.	Vitale, Nick	2016	Madison, Conn.	Woods, Daryl	1998-99	Bridgeport, Conn.
Szarzynski, Thomas	1975-76	Naugatuck, Conn.	Voight, Robert	1945		Woolley, Douglas	1965, 67	Trumbull, Conn.
Szmajter, Edward	1972	New Britain, Conn.	Volpe, Anthony	1976-77	North Haven, Conn.	Wozenski, Edward	1936	
T			Volpe, Bob	1979		Wozenski, Joseph	1940	
Tarbutt, Michael	2017-18	Grimsby, Ont.	von Harten, Peder	2005	Marlboro, N.J.	Wreh-Wilson, Blidi	2009-12	Edinboro, Pa.
Taxitaridis, John	1998-99	Fairfield, Conn.	W			Wrigley, Lee	1978-80	New Haven, Conn.
Taylor, Corey	1995	Louisville, Ky.	Wadsworth, Daniel	1947-48		Wyatt, Curtis	1972-73	Edison, N.J.
Taylor, Larry	2004-07	Fort Lauderdale, Fla.	Waggoner, Louis	1996-98	Vernon, Texas	Wylie, Kelmetrus	2008-09	Washington, Ga. Y
Taylor, Marvin	2004-05	New Brunswick, N.J.	Wagner, Cole	2010-13	York, Pa.	Yesukiewicz, Joseph	1930	
Taylor, Tory	1995-98	Winter Garden, Fla.	Wahnowsky, Paul	1963	Stamford, Conn.	Yesukiewicz, Stanley	1931-32	
Taylor, Victor	1989-90	Meriden, Conn.	Wain, Justin	2014-2016	Wilmington, N.C.	Yodis, Greg	1997-98	Philadelphia, Pa.
Teggart, Dave	2008-11	Northborough, Mass.	Wakely, Paul	1971		Youmatz, Henry	1945	
Tellier, Ray	1970-72	West Haven, Conn.	Walker, Heath	1992-95	Hopkinton, Mass.	Young, Brandon	2002-03, 05-06	Morganza, Md.
Terry, Marsha	2016-18	Columbus, N.J.	Walker, John	1994	Fort Lauderdale, Fla.	Youngberg, Nathan	1995	Orange, Conn.
Testa, Rocco	1976-77	Bristol, Conn.	Walker, Mike	1992-94	Syracuse, N.Y.	Younger, Jordan	1997-99	Trenton, N.J.
Theodoss, Jeff	1973-74	Southbridge, Mass.	Walker, Mike	1979	East Lyme, Conn.	Yuen, Andrew	1964, 66	New Rochelle, N.Y.
Thies, John	1969	Glenbrook, Conn.	Wallace, Perry	1920		Yukna, Alfred	1946-47	
Thomas, Caleb	2018	Mansfield, Texas	Wallace, Razul	1999-02	Hicksville, N.Y.	Yurek, John	2010	Greencastle, Pa.
Thomas, Donald	2006-07	West Haven, Conn.	Waller, John	1947	Greenfield, Mass.	Yusievicz, John	1939	
Thomas, Eli	2018	Elmira, N.Y.	Wallner, Bill	1956-58		Z		
Thomas, Noel	2014-16	Norwalk, Conn.	Walsh, Matthew	2013-16	Madison, Conn.	Zaleski, Henry	1949-50	
Thomas, Jeff	1977-80	Forestville, Conn.	Walsh, Mike	1983-85	Voluntown, Conn.	Zambrovitz, Gregg	1986, 88	East Brunswick, N.J.
Thompkins, Jamie	1979, 81-82	New Britain, Conn.	Walsh, Pat	1992-95	East Islip, N.Y.	Zavarella, Savin	1931-32	
Thompson, Aundre	1974	Bogalusa, La.	Waltman, Edward	1938-40, 45		Zecchino, Nick	2016-17	Cedar Grove, N.J.
Thompson, Bruce	1972-73	Bogalusa, La.	Walton, Ted	1976, 78-79	Bridgeport, Conn.	Zelesnikar, Robert	1949	Duluth, Minn.
Thompson, Donald	1972-74	Bogalusa, La.	Wandy, Joseph	1930-32		Zenkert, Paul	1991-94	Colts Neck, N.J.
Thompson, Henry	1993-95	Miami, Fla.	Ward, Jason	2004-06	St. Hippolyte, Que.	Ziccardi, Michael	2000	Coral Springs, Fla.
Thompson, Jason	2016-17	Shelton, Conn.	Warren, Adolph	1931-32		Ziegler, Lou	1984	Red Bank, N.J.
Thompson, John	1936-37		Warren, Robert	1969-71	East Norwich, N.Y.	Ziemiecki, Rob	1994	Burlington, Conn.
Thompson, Paul	1936		Watkins, Anthony	2016-17	Fort Meade, Md.	Zimmerman, Robert	1944	
Thompson, William	1924		Washington, Marvin	2018	Orlando, Fla.	Zinser, John	1958-59	Danbury, Conn.
Tice, Robert	1966	Somerville, N.J.	Webb, Hunter	2018	Montoursville, Pa.	Zisk, Ed	1952-53	Higginum, Conn.
Tierney, Chris	1975	Commack, N.Y.	Webb, Jon "Jody"	1977-80	Bridgeport, Conn.	Zito, Mike	1968-69	East Haven, Conn.
Timko, Ryan	1997-00	DeLand, Fla.	Wehger, Ronald	1924		Zochowski, Richard	1966	East Brunswick, N.J.
Timko, Wes	1999-02	DeLand, Fla.	Wesley, Kevin	1989-90	Wintersville, Ohio	Zollin Arthur	1924-26	
Tiner, Ralph	1967-69	Somerville, N.J.	West, Roy	1941		Zweig, Don	1970-72	Rockaway, N.J.
Tinsley, Frederick	1962	Hartford, Conn.	Westcott, Jason	1998	Stockton, Calif.			
Tinsley, Phil	1951-53	Berlin, Conn.	Westfort, Ron	1965				
Todman, Jordan	2008-10	North Dartmouth, Mass.	Westmark, Brad	2017				
Toffolon, John	1940-42		Wetmore, James	1944				
Tollefsen, Gerard	1989-91	Pembroke Pines, Fla.	Wezowicz, Robert	1949-50	Windsor Locks, Conn.			
Tombari, Pheno	1927-28		Whaley, Dave	1964-65	New Castle, Del.			
Tonsing, Trey	2005, 2008	Waldorf, Md.	White, Gerry	1960-62	Haverhill, Mass.			
Tonry, H.	1917		White, Jeann	1966-67	Lincoln Park, N.J.			
Torkelson, Eric	1972-73	Burnt Hills, N.Y.	White, Webster	1923				
Torre, Joe	1974	East Haven, Conn.	Whitley, Paul	1955-57	Andover, Mass.			
Tortolani, Paul	1968-69	Port Chester, N.Y.	Whitmer, Chandler	2012-14	Newnan, Ga.			
Towns, Christopher	1999	West Wyoming, Pa.	Wholley, Jon	2004	Southington, Conn.			
Tracewski, Edward	1946-47	Eymon, Pa.	Wieczorek, Zigmund	1940				
Tracey, Ryan	2000	Upland, Calif.	Wilburn, Gary	2009-11	Washington, Ga.			
Treat, Robert	1958, 60-61	Middlefield, Conn.	Wilburn, Jimmy	1983	North Bedford, Conn.			
Trechock, Chester	1984-85	Piscataway, N.J.	Wilcox, Al	1982	Moosup, Conn.			
Tremblay, Sean	1996-97	Port Jefferson Station, N.Y.	Wilkins, Jamar	1997-2000	Fairview, N.J.			
Trepanier, George	1957	Springfield, Mass.	Wilkinson, Richard	1931-32				
Trichka, Bob	1957-59	Bridgeport, Conn.	Williams, Arthur "Pop"	1925-27	Jewett City, Conn.			
Tritz, Rob	1998-99	Huntington Beach, Calif.	Williams, Brandon "Courtney"					
Trivella, Rob	1980-83	Torrington, Conn.		1995-98	Milford, Conn			
Trojanowski, Walt	1942, 45-46, 49	Bridgeport, Conn.	Williams, Donovan	2016-18	Dumfries, Va..			
Trottier, Normand	1963	Biddeford, Maine	Williams, James	1930				
Trumbull, John	1964-65	Westfield, Mass.	Williams, Jason	2002-05	McKeesport, Pa.			
Tucker, Scipio	1964	Darien, Conn.	Williams, Jerome	2011	Burlington Township, N.J.			
Tulp, LeRoy	1947-49	New Haven, Conn.	Williams, Jhavon	2013-16	Wellington, Fla.			
Tunstall, James	2018	Indian Head, Md.	Williams, Julius	2004, 06-08	Decatur, Ga.			
Turco, Nicholas	1966, 68	West Orange, N.J.	Williams, Kyle	2017-18	Hamden, Conn.			
Turshen, Richard	1944, 47-48		Williams, Leroy	1973-75	New Haven, Conn.			
Tuzil, William	1969-71	New York, N.Y.	Williams, Nick	2009-12	East Windsor, N.J.			
Tyson, Jerry	1981	Stamford, Conn.	Williams, Rhakim	2018	Worcester, Mass.			
U			Williams, Stanley	2006	Hartford, Conn.			
Uguak, Lwal	2018	Edmonton, Alberta	Williams, Trevardo	2009-12	Bridgeport, Conn.			
Umberger, Rusty	1977-80	Fairfax, Va.	Willis, Chris	1999-00	Whittier, Calif.			
Urda, Larry	1962-63	Bridgeport, Conn.	Willman, Tim	2012-13	Fulton, Md.			
Urso, Kevin	1983, 85	New Britain, Conn.	Wilson, Beverly	1929-30				
Usher, Brian	1971-73	Stamford, Conn.	Wilson, Darrell	1976-80	Pennsauken, N.J.			
V			Wilson, Hiram	1944				
Valente, Tony	1992-93	Albany, N.Y.	Wilson, Ken	2000-01	Philadelphia, Pa.			
Van Demark, Ryan	2017-18	Princeton, N.J.	Wilson, Kenneth	1926-28				
Vanderrest, Bill	1997-99	Endicott, N.Y.	Wilson, Lawrence	2007-10	Tuscaloosa, Ala.			
Vann, Marquise	2012-15	Cincinnati, Ohio	Wilson, O'Neil	2001-03	Scarborough, Ont.			
Vaughn, Robert	2006-09	North Attleboro, Mass.	Winer, Frank	1939				
Veclery, Brendon	2015-17	Ashburn, Va.	Winn, Kane	1983, 84	Stamford, Conn.			
Verdi, Todd	1990-92	New Britain, Conn.	Winzler, John	1939				
Vereen, Linwood	1987-90	Bridgeport, Conn.	Wirth, Ryan	2011-12	Medford, N.J.			
Vernet, Ron	1956-57	Tyngsboro, Mass.	Witten, Lindsey	2006-09	Cleveland, Ohio			
Vernieri, TJ	2016-17	Long Valley, N.J.	Wolcott, Raymond	1949	Westfield, Mass.			
Vibberts, Scott	1987-89	Stafford Springs, Conn.	Wolf, Justin	2003	Monroe, Conn.			
Vibert	1912		Wolfe, Charles	1946-48	Middletown, Conn.			
Vicidomino, Graig	2005-06	Seymour, Conn.	Wood	1914				
Villapiano, Joe	2002	Oakhurst, N.J.	Wood, Barry	1982-84	Altoona, Pa.			

HISTORICAL TIMELINE



1897

1896

The history of intercollegiate football at the University of Connecticut begins with the formation of the Athletic League of New England State Colleges. Connecticut, Massachusetts and Rhode Island join for the purpose of scheduling regular meetings in football and baseball. Connecticut is known as Storrs Agricultural College.

1897

A year of firsts, all in one game; first game against Rhode Island, first game against a collegiate opponent and first game in the newly formed conference. S.A.C. wins 22-8.

1899


Storrs Agricultural College changes its name to Connecticut Agricultural College.

1901

The 1901 squad finished 8-2 and registered six shutouts on the season, including five straight in one stretch. Rhode Island was the only intercollegiate opponent on the schedule and was one of the shutout victims, falling to the "Aggies" of Connecticut Agricultural College by a count of 27-0.

1919

Gardner Dow, a native of New Haven, dies on September 20, 1919, after making a spectacular flying tackle in a game at New Hampshire. Dow suffered a concussion of the brain. The athletic fields behind Hawley Armory were named after him and served as the site of home games for football, baseball, soccer, lacrosse and track meets.



Gardner Dow



1919

1923

Connecticut enters the New England Conference, which includes all New England state schools except for the University of Vermont.

1924

This squad is down in the annals as one of the school's finest, finishing 6-0-2 and winning the New England Conference Championship. The Aggies are said by the New York Times to be among the best teams in the country and the team defense finishes first in the nation. The team gave up only 13 points all season and only three in the final seven games.



Martin "Red" O'Neill – UConn's first All-America Candidate

Senior team captain Martin "Red" O'Neill is the school's first All-America candidate, leading the 1923 and 1924 teams. As legend has it, his career started in 1922 during a loss to Springfield College. A Connecticut Agricultural College (now UConn) player was injured and the coaches could find no one to replace him among the reserves. Someone spotted O'Neill watching the game from the stands and called to him to join in the game. He threw on a uniform and stepped into the line-up, where he would remain for three seasons.

1934

First season for head coach J.O. Christian. The school receives big press coverage at the end of the 1-7 campaign for stealing the Rhody Ram mascot before the game with Rhode Island (pictured above).

1935

First football team to come in early for preseason camp at the expense of the school.

1939

First season as the University of Connecticut; team defeats Coast Guard, 14-0, in the first game ever played under flood lights at Gardner Dow Field.



1934



2019 UCONN FOOTBALL



1945

1942, 1944-1945

During the war years, head coach J.O. Christian and the Huskies put together a three-year stretch like none other in school history. In that three-season span (with no football being played in 1943), Connecticut won 20 of 24 contests. The Huskies registered separate winning streaks of six, eight and five games and shutout their opponents in 13 of the 20 wins.

1945

UConn tailback Walt Trojanowski shares the NCAA scoring title with Doc Blanchard of Army. Both men scored 132 points on the season.

1947

UConn becomes a charter member of the Yankee Conference.

1953

Memorial Stadium opens with a 26-6 Connecticut win over St. Lawrence on October 10, 1953. The 1953 season also marked the first appearance at a football game for the marching band.

1956-1960

UConn captures five straight Yankee Conference Championships, a league-record for consecutive titles won or shared. During that span, the Huskies compile a 17-1-2 record in Yankee Conference play and go 18 league contests before their lone loss in the stretch, to New Hampshire.

1965

UConn beats Yale for the first time ever (pictured above), on September 25, 1965, 13-6. UConn becomes the first school from within the state of Connecticut to ever beat Yale.

1969

UConn joins the NCAA in celebrating the 100th anniversary of college football by selecting an 11-member All-Time UConn team. More than 130 UConn football players receive votes in the balloting of fans, alumni and former players.

1967-73

Connecticut captures four Yankee Conference championships in a seven-season span, going 27-6-3 in league play during that stretch.

1983

Linebackers John Dorsey and Vernon Hargreaves become the first teammates in UConn football history to earn All-America honors in the same season. The duo combined for more than 300 tackles and helped UConn to a share of the Yankee Conference Championship.



1958

1989

UConn plays the first night game in the history of Memorial Stadium on September 23, 1989, and defeats New Hampshire, 20-10.

1990

Matt DeGennaro finishes his Husky career as the leading passer in the history of the Yankee Conference, totaling 9,288 yards and 73 touchdowns.

1995

UConn matches the most successful start in school history by winning its first six games of the year. Senior captain Wilbur Gilliard becomes the all-time leading rusher in school history. Gilliard finishes his career with 2,624 rushing yards. The 1995 team finishes 8-3 and ties the school record for wins in a season. The squad finished the year ranked No. 23 in the national I-AA top 25.

1998

UConn football celebrates its 100th season with a school-record 10 wins and advances to the NCAA I-AA football playoffs for the first time. UConn defeats Hampton, 42-34, in its first playoff game and advances to the NCAA Quarterfinals. The Huskies finish the season ranked No. 7 in the national I-AA rankings. Senior quarterback Shane Stafford is the only active player named to the UConn Football 100th Anniversary All-Time Team and finishes his career in the top two of every quarterbacking category in school history.

1999

Randy Edsall becomes UConn's 27th head coach and leads the Huskies through their final season in Division I-AA. UConn finishes 4-7, but wins its first ever game against a Division I-A opponent, beating Buffalo 23-0 on September 16.

2000

UConn begins play as a Division I-A Independent. The team earns two wins over Division I-A opponents and sets a single-season record for average home attendance (14,166), playing before the three largest crowds in school history (all advance sellouts) in their first three home games.

2001

UConn earned its first-ever victory over a BIG EAST opponent as Marc Hickok nailed a career-long 47-yard field goal with 3:04 remaining in the game to lift the Huskies to a 20-19 win over Rutgers.



1965

HISTORICAL TIMELINES



2003



2004



2007



2010

2002

UConn has a breakthrough season, posting a 6-6 record, including a win at Big 12 member Iowa State, which would advance to a bowl game. For the first time, the NCAA included UConn in the Division I-A statistics and the Huskies placed in the national top five in passing defense and ranked 19th in total defense. Terry Caulley was the nation's leading freshman rusher with 1,247 yards on the year. The Huskies closed a 50-year run at Memorial Stadium with a 63-21 win over Kent State in which Caulley tied an NCAA record by scoring four touchdowns in one quarter.

2003

UConn made its debut at Rentschler Field, playing to 93% capacity (37,059). The large home crowds helped push the Huskies to a 9-3 record, including a 34-10 win over Big Ten member Indiana on opening day.

2004

UConn made its debut as a member of the BIG EAST Conference in style as the Huskies finished one game back of the leaders and earned a berth in the Motor City Bowl. The Huskies led the conference in both total offense and total defense while Cornell Brockington led the BIG EAST with 1,218 rushing yards. The season ended with a win over Toledo in the Motor City Bowl as quarterback Dan Orlovsky was named MVP.

2007

UConn captured its first-ever BIG EAST Championship and appeared in the Meineke Car Care Bowl, selling out its allotment of 12,500 tickets for the game in Charlotte, N.C. During the season, UConn earned its first-ever national rankings, peaking at No. 16 in the AP Poll and No. 13 in the BCS.

2008

UConn advanced to a bowl in consecutive seasons for the first time in school history and defeated Buffalo in the 2009 International Bowl in Toronto. Running back Donald Brown led the country in rushing with 2,083 yards and became UConn's first All-American since the program moved to the FBS. Brown was also named the BIG EAST Offensive Player of the Year – UConn's first-ever BIG EAST individual award winner. Following the season, the Huskies had four players taken in the first two rounds of the NFL Draft.

2009

Connecticut advances to a bowl game for the third-straight season and posts a 20-7 win over South Carolina. The Huskies endured an emotional season with the death of teammate Jasper Howard on Oct. 19, but came back to win its final four games, including a 33-30 double overtime win at Notre Dame.

2010

UConn appears in a Bowl Championship series game for the first time as it plays Oklahoma in the Tostitos Fiesta Bowl. The Huskies won five consecutive games to close the regular season and claim the BIG EAST Championship and a trip to the BCS. Running back Jordan Todman was unanimously named the BIG EAST Offensive Player of the Year and was an All-American pick. Todman was also the second-leading rusher in the country. Nick Williams led the country in kickoff return average.

2012

Following the 2012 season, a record five Huskies are selected in the 2013 NFL Draft. Dwayne Gratz, Sio Moore and Blidi Wreh-Wilson are all taken in the third round while Trevardo Williams goes in the fourth and Ryan Griffin in the sixth.

2013

An all-time record crowd of 42,704 pack Rentschler Field as the Huskies took on Michigan on Sept. 21. Following the season, former Notre Dame defensive coordinator Bob Diaco was named the head coach of the Huskies.

2015

Diaco led UConn to an appearance in the St. Petersburg Bowl against Marshall in just his second year as Husky coach. The Huskies posted a 20-17 win over No. 13 Houston on November 21 at Pratt & Whitney Stadium at Rentschler Field.



2019 UCONN FOOTBALL

TOTAL OFFENSE

Yards

- 261 Donald Brown, 2009 International
- 239 Dan Orlovsky, 2004 Motor City

Plays

- 41 Dan Orlovsky, 2004 Motor City
- 39 Zach Frazer, 2011 Tostitos Fiesta
- 36 Bryant Shirreffs, 2015 St. Petersburg

All-Purpose Yards

- 261 Donald Brown, 2009 International
- 157 Larry Taylor, 2004 Motor City

RUSHING

Carries

- 33 Andre Dixon, 2010 Papajohns.com
- 32 Jordan Todman, 2011 Tostitos Fiesta
- 29 Donald Brown, 2009 International

Net Yards

- 261 Donald Brown, 2009 International
- 126 Andre Dixon, 2010 Papajohns.com

RUSHING – QUARTERBACKS

Rushing Yards

- 75 Bryant Shirreffs, 2015 St. Petersburg
- 32 Tyler Lorenzen, 2009 International
- 24 Tyler Lorenzen, 2007 Meineke Car Care

PASSING

Attempts

- 41 Dan Orlovsky, 2004 Motor City
- 39 Zach Frazer, 2011 Tostitos Fiesta

Completions

- 20 Dan Orlovsky, 2004 Motor City
- 19 Zach Frazer, 2011 Tostitos Fiesta

Net Yards

- 239 Dan Orlovsky, 2004 Motor City
- 223 Zach Frazer, 2011 Tostitos Fiesta
- 107 Zach Frazer, 2010 Papajohns.com

Completion Percentage

- 66.6% Tyler Lorenzen, 2009 International
- 55.8% Bryant Shirreffs, 2015 St. Petersburg
- 50.0% Tyler Lorenzen, 2007 Meineke Car Care

Touchdown Passes

- 2 Dan Orlovsky, 2004 Motor City
- 1 Tyler Lorenzen, 2009 International
- Zach Frazer, 2010 Papajohns.com

Interceptions (Thrown)

- 2 Zach Frazer, 2011 Tostitos Fiesta
- 1 Three Tied

RECEIVING

Receptions

- 9 Keron Henry, 2004 Motor City
- 5 Arkeel Newsome, 2015 St. Petersburg
- 4 Four Tied

Net Yards

- 109 Keron Henry, 2004 Motor City
- 47 Matt Cutaia, 2004 Motor City

Touchdown Receptions

- 1 4 players tied

RECEIVING – TIGHT ENDS

Receptions

- 4 Ryan Griffin, 2011 Tostitos Fiesta
- 2 Alec Bloom, 2015 St. Petersburg
- Steve Brouse, 2007 Meineke Car Care

Net Yards

- 48 Ryan Griffin, 2011 Tostitos Fiesta
- 26 Steve Brouse, 2007 Meineke Car Care

PUNTING

Number

- 7 Cole Wagner, 2011 Tostitos Fiesta
- Des Cullen, 2007 Meineke Car Care

Net Yards

- 328 Cole Wagner, 2011 Tostitos Fiesta
- 306 Desi Cullen, 2007 Meineke Car Care

Average

- 46.9 Cole Wagner, 2011 Tostitos Fiesta
- 43.7 Desi Cullen, 2007 Meineke Car Care

PUNT RETURNS

Number

- 6 Jasper Howard, 2009 International
- Reggie McClain, 2010 Papajohns.com
- 3 Larry Taylor, 2007 Meineke Car Care

Net Yards

- 75 Larry Taylor, 2007 Meineke Car Care
- 46 Jasper Howard, 2009 International

Touchdowns

- 1 Larry Taylor, 2007 Meineke Car Care
- Larry Taylor, 2004 Motor City

KICKOFF RETURNS

Number

- 6 Nick Williams, 2011 Tostitos Fiesta
- 4 Jordan Todman, 2009 International

Net Yards

- 137 Nick Williams, 2011 Tostitos Fiesta
- 124 Jordan Todman, 2009 International

SCORING

Touchdowns

- 2 Tyler Lorenzen, 2009 International

PAT/Kick

- 5 Dave Teggart, 2009 International
- 3 Matt Nuzie, 2004 Motor City

Field Goals/Attempts

- 4/5 Matt Nuzie, 2004 Motor City
- 2/2 Dave Teggart, 2010 Papajohns.com

Total Points

- 15 Matt Nuzie, 2004 Motor City
- 12 Tyler Lorenzen, 2009 International

DEFENSE

Tackles

- 18 Maurice Lloyd, 2004 Motor City
- 14 Andrew Adams, 2015 St. Petersburg
- 11 Scott Lutrus, 2011 Tostitos Fiesta

Tackles for Loss

- 3.5 Maurice Lloyd, 2004 Motor City
- Robert McClain, 2009 International

Interceptions

- 1 7 players tied

Yards (Returned)

- 100 Dahna Deleston, 2009 International
- 46 Dwayne Gratz, 2011 Tostitos Fiesta

Interception Return Touchdowns

- 1 Dahna Deleston, 2009 International

SUPERLATIVES

Longest Field Goal

- 52 yards Bobby Puyol, 2015 St. Petersburg
- 44 yards Dave Teggart, 2010 Papajohns.com
- 42 yards Dave Teggart, 2009 International

Longest Run from Scrimmage

- 75 yards Donald Brown, 2009 International
- 58 yards Donald Brown, 2007 Meineke Car Care

Longest Interception Return

- 100 yards Dahna Deleston, 2009 International

Longest Punt

- 57 yards Cole Wagner, 2011 Tostitos Fiesta
- 55 yards Desi Cullen, 2009 International
- 53 yards Justin Wain, 2015 St. Petersburg
- Desi Cullen, 2010 Papajohns.com

Longest Punt Return

- 68 yards Larry Taylor, 2007 Meineke Car Care
- Larry Taylor, 2009 International

Longest Kickoff Return

- 95 yards Robbie Frey, 2011 Tostitos Fiesta
- 63 yards Tyvon Branch, 2007 Meineke Car Care
- 54 yards Larry Taylor, 2004 Motor City

Longest Pass Play

- 44 yards Dan Orlovsky to Keron Henry, 2004 Motor City



2004 MOTOR CITY BOWL

Connecticut 39, Toledo 10

December 27, 2004 • Ford Field • Detroit, Mich. • Attendance: 52,552

UConn (8-4)	17	13	3	6	—	39
Toledo (9-4)	0	7	3	0	—	10



First Quarter: UC-Matt Nuzie 35 field goal 12:05 (8 plays, 41 yards, 2:55); UC-Jason Williams 32 pass from Dan Orlovsky (Nuzie kick) 4:41 (4 plays, 36 yards, 1:43); UC-Larry Taylor 68 punt return (Nuzie kick) 2:31.

Second Quarter: UT-Bruce Gradkowski 1 run (Jason Robbins kick) 10:53 (13 plays, 63 yards, 6:27); UC-Brian Sparks 7 pass from Orlovsky (Nuzie kick) 7:42 (8 plays, 41 yards, 3:11); UC-Nuzie 37 field goal 1:24 (11 plays, 55 yards, 3:23); UC-Nuzie 25 field goal 0:00 (6 plays, 53 yards, 0:55).

Third Quarter: UT-Robbins 27 field goal 11:47 (9 plays, 56 yards, 3:13); UC-Nuzie 36 field goal 1:53 (13 plays, 56 yards, 5:58).

Fourth Quarter: UC-Matt Lawrence 11 run (Nuzie kick blocked) 0:25 (5 plays, 45 yards, 2:52).

INDIVIDUAL STATISTICS

Rushing (Att-Yds-TD): UC- Brockington 15-72-0, Bellamy 9-55-0, Williams, Ja. 1-14-0, Lawrence 1-11-1, Anderson 4-10-0, Orlovsky 1-(-3)-0. UT- Dawson 19-78-0, Council 10-10-0, Parmele 4-4-0, Gradkowski 4-(-1)-1, Higgins 1-(-4)-0, Body 1-(-9)-0.

Passing (Att-Cmp-Int-Yds-TD): UC- Orlovsky 41-20-1-239-2. UT- Council 28-16-2-160-0, Gradkowski 12-6-0-43-0.

Receiving (Rec-Yds-TD): UC- Henry 9-109-0, Williams, Ja. 3-43-1, Cutaia 2-47-0, McLean 2-13-0, Anderson 1-10-0, Sparks 1-7-1, Murray 1-6-0, Bellamy 1-4-0. UT- Moore 5-48-0, Odom 5-27-0, Holmes 4-47-0, Higgins 2-35-0, Broussard 2-13-0, Dawson 2-7-0, Parmele 1-15-0, Hudson 1-11-0.

TEAM STATISTICS

	CONN	UT
First Downs	20	20
Rushing	31-159	39-78
Passing Yards	239	203
Att-Comp-Int	41-20-1	40-22-2
Total Offense	72-398	79-281
Average	5.5	3.6
Fumbles-Lost	0-0	2-1
Penalties-Yards	5-44	4-35
Punts-Average	3-30.3	6-32.3
Punt Returns	2-69	1-7
Kickoff Returns	3-101	5-83
INT Ret.-Yards	2-0	1-0
Possession	28:18	31:42
3rd Down Conv.	8 of 17	8 of 18

Dan Orlovsky earned Most Valuable Player honors after going 20 of 41 in the air for 239 yards and two touchdowns as UConn defeated MAC Champion Toledo by a 39-10 score in the 2004 Motor City Bowl, UConn's first ever bowl appearance.

In addition to Orlovsky's honor, Tyler King was named the United Auto Workers Lineman of the Game.

The Huskies were led in rushing by Cornell Brockington, who had 15 carries for 72 yards. The leading receiver on the day for UConn was Keron Henry with nine catches for 239 yards.

UConn got out of the gates early, and set a Motor City Bowl record, by scoring 17 points in the first quarter while shutting the Rockets out. The Huskies took the opening drive 41 yards on eight plays to set up a 35-yard field goal by Matt Nuzie. Nuzie went on to kick three more field goals, for a total of four, to set a new Motor City Bowl record and tie a UConn single-game record.

The Huskies scored the first touchdown of the contest as Orlovsky, after eluding a blitzing Rocket, hit Jason Williams in the corner of the end zone for a dazzling 32-yard TD pass on a fourth and six play.

The final points of the first quarter came as Larry Taylor returned a punt 68 yards for a score.



Toledo scored its first points of the game as it grinded out a 13-play, 63-yard drive that ended with a one-yard touchdown run by quarterback Bruce Gradkowski.

The Huskies scored 13 more points in the second quarter to take a 30-7 lead at the half. Orlovsky threw a seven-yard TD pass to Brian Sparks, whose sliding catch with 7:42 left in the half capped an eight-play, 41-yard drive. That touchdown was set up by a 54-yard kickoff return by Taylor.

Nuzie kicked a pair of field goals in the final 1:24 of the half – a 37-yarder and a 25-yarder on the final play of the half.

The teams traded a pair of field goals for the only scoring of the third quarter as Jason Robbins hit a 27-yard field goal for Toledo 3:13 into the half while Nuzie hit a 36-yarder with 1:53 left to play in the quarter.

The only scoring of the fourth quarter came with 25 seconds remaining as sophomore Matt Lawrence scored a touchdown on an 11-yard run.



2007 MEINEKE CAR CARE BOWL

Wake Forest 24, Connecticut 10

December 29, 2007 • Bank of America Stadium • Charlotte, N.C. • Attendance: 53,126

UConn (9-4)	7	3	0	0	—	10
Wake Forest (9-4)	0	0	14	10	—	24



First Quarter: UC-Larry Taylor 68 punt return (Tony Ciaravino kick) 2:38.

Second Quarter: UC-Ciaravino 29 field goal 5:00 (8 plays, 80 yards, 2:21).

Third Quarter: WF-Josh Adams 38 run (Sam Swank kick) 12:44 (6 plays, 66 yards 2:08); WF-John Tereshinski 20 pass from Riley Skinner (Swank kick) 3:27 (6 plays, 29 yards, 2:31).

Fourth Quarter: WF-Swank 43 field goal 11:53 (7 plays, 33 yards, 3:01); WF-Micah Andrews 9 run (Swank kick) 0:29 (8 plays, 62 yards, 3:36).

INDIVIDUAL STATISTICS

Rushing (Att-Yds-TD): UC-Brown, Do. 13-72-0, Lorenzen 10-24-0, Dixon 7-19-0. WF- Adams 19-66-1, Andrews 8-64-1, Skinner 6-16-0, Moore 3-(-2)-0.

Passing (Att-Cmp-Int-Yds-TD): UC-Lorenzen 26-13-1-98-0, Brown, De. 3-0-0-0-0. WF- Skinner 38-29-1-268-1.

Receiving (Rec-Yds-TD): UC-Kanuch 3-36-0, Brouse 2-25-0, Gaulden 2-16-0, Jeffers 2-11-0, Taylor 2-8-0, Bedard 1-9-0, Brown, Do. 1-(-7)-0. WF-Moore 11-112-0, Brinkman 3-30-0, Smith 3-13-0, Adams 3-2-0, Boldin 2-47-0, Tereshinski 2-30-1, Marion 2-6-0, Selmon 1-19-0, Williams 1-7-0, Bryant 1-2-0.

Wake Forest quarterback Riley Skinner was 29-of-38 in the air for 268 yards and a touchdown to lead the Demon Deacons to a 24-10 victory over UConn in the 2007 Meineke Car Care Bowl before a crowd of 53,126 at Bank of America Stadium.

The two halves were mirror images of each other as UConn shutout Wake Forest in the first half and the Demon Deacons held the Huskies scoreless in the second.

The contest was the second bowl game in the last four years for UConn — who has been playing as a member of the BIG EAST for only four years. The Huskies defeated Toledo in the 2004 Motor City Bowl. This year, UConn sold its entire allotment of

12,500 tickets for the bowl game in Charlotte — the second BIG EAST school to ever do that.

UConn led 10-0 at the half, but Wake Forest scored two third quarter touchdowns to take a 14-10 lead after three quarters.

Wake Forest took the opening possession of the second half and marched for a touchdown on a six-play, 66-yard drive. Josh Adams scored the touchdown on a 38-yard run 2:16 into the half.

The Demon Deacons took the lead for good on a 20-yard touchdown pass from Skinner to John Tereshinski on a third-and-14 play. Wake Forest made it 17-10 on a 43-yard field goal 3:07 into the final quarter by Sam Swank. The Demon Deacons sealed the win with a TD run by Micah Andrews in the final minute.


UConn was severely limited in the second half on offense as the Huskies had just 73 total yards of offense while the Deacons had 275.

UConn's Tyler Lorenzen was 13-of-26 in the air for 98 yards. Donald Brown led UConn in rushing with 13 carries for 72 yards. Brad Kanuch was the leading Husky receiver with three receptions for 36 yards.

Wake Forest senior wide receiver Kenny Moore was named the game's MVP as he made 11 receptions for 112 yards.

UConn scored all 10 of its points in the first half. Larry Taylor scored the only touchdown of the first half when he returned a punt 68 yards for a touchdown with 2:38 left in the first quarter. Ironically, Taylor had a 68-yard punt return for a TD in UConn's only other bowl game — a win over Toledo in the 2004 Motor City Bowl — which came with 2:31 left in the first quarter down the near (UConn) sideline running to the camera's right.

The only other first half points came with 5:00 left in the second quarter as Tony Ciaravino connected on a 29-yard field goal that finished an eight-play, 80-yard drive. That drive was highlighted by a 58-yard run by Brown on the first play of the drive.



TEAM STATISTICS

	CONN	WF
First Downs	9	23
Rushing	30-115	36-144
Passing Yards	98	268
Att-Comp-Int	29-13-1	38-29-1
Total Offense	59-213	74-412
Average	3.6	5.6
Fumbles-Lost	0-0	2-1
Penalties-Yards	2-30	1-6
Punts-Average	7-43.7	6-38.0
Punt Returns	3-75	4-26
Kickoff Returns	5-156	2-33
INT Ret.-Yards	1-(-2)	1-6
Possession	25:09	34:51
3rd Down Conv.	5 of 17	8 of 16





2009 INTERNATIONAL BOWL

Connecticut 38, Buffalo 20

January 3, 2009 • Rogers Centre • Toronto, Ontario • Attendance: 42,422



UConn (8-5)	7	10	7	14	—	38
Buffalo (8-6)	3	17	0	0	—	20

First Quarter: UB- AJ Principle 38 field goal 4:26 (4 plays, 3 yards, 1:36); UC- Donald Brown 45 run (Dave Teggart kick) 4:07 (1 play, 45 yards, 0:09).

Second Quarter: UC- Teggart 32 field goal 14:11 (8 plays, 26 yards, 3:13); UB- Ray Long 0 fumble recovery (Principle kick) 11:36; UB- Principle 29 field goal 8:22 (5 plays, 17 yards, 2:53); UB- James Starks 4 run (Principle kick) 7:55 (1 play, 4 yards, 0:13); UC- Tyler Lorenzen 13 run (Teggart kick) 4:01 (2 plays, 88 yards, 0:36).

Third Quarter: UC- Steve Brouse 4 pass from Lorenzen (Teggart kick) 5:22 (7 plays, 56 yards, 3:25).

Fourth Quarter: UC- Lorenzen 15 run (Teggart kick) 4:44 (9 plays, 68 yards, 4:48); UC- Dahna Deleston 100 interception return (Teggart kick) 2:15.

INDIVIDUAL STATISTICS

Rushing (Att-Yds-TD): UC- D. Brown 29-261-1, Todman 7-62-0, Lorenzen 12-32-2, Sherman 1-3-0. UB-Starks 13-25-1, Thermilus 3-5-0, Wily 3- -6-0.

Passing (Att-Cmp-Int-Yds-TD): UC-Lorenzen 6-4-0-49-1. UB-Wily 43-29-1-213-0.

Receiving (Rec-Yds-TD): UC Moore 1-18-0, Butler 1-16-0, Sherman 1-11-0, Brouse 1-4-1. UB-Starks 11-21-0, Roosevelt 8-90-0, Hamlin 4-54-0, Rack 3-22-0, Jackson 2-17-0, Rice 1-9-0.

TEAM STATISTICS

	CONN	UB
First Downs	19	10
Rushing	49-358	19-24
Passing Yards	49	213
Att-Comp-Int	6-4-0	43-29-1
Total Offense	407	237
Average	7.4	3.8
Fumbles-Lost	6-5	0-0
Penalties-Yards	3-29	5-25
Punts-Average	3-42.0	10-43.5
Punt Returns	7-46	1-8
Kickoff Returns	5-128	7-110
INT Ret.-Yards	1-100	0-0
Possession	26:54	33:06
3rd Down Conv.	4 of 9	2 of 17

Donald Brown rushed for 261 yards on 29 carries and one TD to lead the University of Connecticut to a 38-20 victory over Buffalo in the 2009 International Bowl. The game was played before a crowd of 40,184 at the Rogers Centre in Toronto. The crowd was the highest in the three-year old history of the event.

Brown was named the Most Valuable Player of the Game. UConn tailback Jordan Todman also enjoyed a fine day with seven carries for 62 yards.

The Husky defense was outstanding as it limited the Bulls to 237 yards of total offense and just 24 net yards of rushing. Buffalo had a total of 16 drives in the game and the Bulls only gained more than 30 yards on one of them. Buffalo had nine drives of ten yards or less.

Buffalo led 20-17 at halftime after a haphazard second quarter that saw the Huskies commit four turnovers that resulted in 17 points for the Bulls.

UConn scored the only points of the third quarter to take the lead for good in the game on a four-yard TD pass from quarterback Tyler Lorenzen to tight end Steve Brouse.

Dahna Deleston rounded out the scoring with a 100-yard interception return for a touchdown, making the score 38-20 with 2:15 to play.

In the second quarter, UConn kicker Dave Teggart connected on a 32-yard field goal 49 seconds into the period to give the Huskies a 10-3 lead.



The Husky defense then stopped the Bulls on three plays, but UConn then fumbled a punt return as the Bulls recovered the ball in the endzone for a touchdown to tie the game.

UConn then fumbled the ball on the second play of its next possession to give the Bulls the ball at the Husky 18. The UConn defense was valiant again and held Buffalo to six yards as A.J. Principle kicked a 29-yard FG for a 13-10 Bull lead with 8:22 to go. On the ensuing kickoff, UConn fumbled that return to give Buffalo the ball at the Husky four and the Bulls scored on first down on a rush by James Starks to make it 20-10 Bulls.

Lorenzen scored the final TD of the first half on a 13-yard run that was set up by a career-long 75 yard rush by Brown.

The Huskies outgained Buffalo 225-94 in the first half as the Huskies had just one pass attempt in the half. Brown had 207 yards of rushing in the first half.

UConn limited the Bulls to 40 yards of total offense in the first quarter and two first downs while the Huskies had 112 yards.





2010 PAPAJOHNS.COM BOWL

Connecticut 20, South Carolina 7

January 2, 2010 • Legion Field • Birmingham, Ala. • Attendance: 45,254



UConn (8-5)	10	3	0	7	—	20
SC (7-6)		0	0	0	7	—
						7

First Quarter: UC-Kashif Moore 37 pass from Frazer (Teggart kick) 6:37 (9 plays, 66 yards, 4:14); UC-Teggart 33 field goal 3:35 (5 plays, 16 yards, 1:21)

Second Quarter: UC-Teggart 44 field goal 8:56 (10 plays, 40 yards, 4:10)

Third Quarter: No Scoring.

Fourth Quarter: UC-Andre Dixon 10 run (Teggart kick) 13:12 (9 plays, 35 yards, 3:53); SC-Brian Maddox 2 run (Lanning kick) 3:24 (2 plays, 40 yards, 0:47).

INDIVIDUAL STATISTICS

Rushing (Att-Yds-TD): UC- Dixon 33-126-1, Todman 9-36-0.
SC- Garcia 15-56-0, Miles 6-24-0.

Passing (Att-Cmp-Int-Yds-TD): UC-Frazer 21-9-0-107-1.
SC-Garcia 38-16-129-1-0.

Receiving (Rec-Yds-TD): UC-Easley 4-40-0, K. Moore 2-40-1,
I. Moore 2-26-0, SC-Miles 4-23-0, Jeffrey 3-28-0, Gurley 3-14-0..

TEAM STATISTICS

	CONN	SC
First Down	17	12
Rushing	48-146	26-76
Passing Yards	107	129
Att-Comp-Int	22-9-0	38-16-1
Total Offense	253	205
Average	3.6	3.2
Fumbles-Lost	1-1	1-1
Penalties-Yards	0-0	4-41
Punts-Average	6-37.2	7-42.3
Punt Returns	6-43	2-4
Kickoff Returns	2-39	5-93
INT Ret.-Yards	1-0	0-0
Possession	35:28	24:32
3rd Down Conv.	9-19	3-15

In a defensively-minded game, the University of Connecticut football team nearly shutout South Carolina in the Papajohns.com Bowl to earn the school's first win over a Southeastern Conference opponent. The game was played in front of a crowd of 45,254 at Legion Field, a Papajohns.com Bowl record attendance. UConn finished with the 20-7 victory earning their second-straight and third overall bowl victory.

The Huskies shut out South Carolina in the first three quarters of the game and have shut out their bowl opponents in nine of 16 quarters played.

With his 126 yards on the day, senior tailback and Fred Sington Most Valuable Player Andre Dixon reached the 1,000-yard mark for the season becoming the 12th running back in UConn history to reach the mark and joining teammate Jordan Todman, who accomplished the feat earlier in the season. Todman finished the day with 36 yards.

This is the first time in UConn history that two running backs have rushed for over 1,000 yards in the same season. They join Nevada and Georgia Tech as NCAA FBS teams that have at least two players that have rushed for over 1,000 yards during the 2009 season.

Junior quarterback Zach Frazer was nine of 21 in the air for 106 yards and connected with sophomore Kashif Moore two times for 40 yards and a touchdown.

Stephen Garcia led South Carolina by passing for 129 yards on a 16 for 38 effort also rushing for 56 yards on the day. Alshon Jeffery grabbed three passes for 28 yards for the Gamecocks.

The Huskies were the first to get on the board after an unbelievable one-handed 37-yard grab by Moore, who tiptoed along the sidelines and extended into the endzone to put the Huskies up with 6:31 remaining in the first quarter.


South Carolina decided to attempt a fourth and short at its own 32-yard line but senior Lindsey Witten stepped up and

stopped the rush as the Huskies took over in Gamecock territory. UConn got the ball down to the 16-yard line but settled for a 33-yard field goal by sophomore Dave Teggart to improve their lead to 10-0.

Teggart boosted the lead to 13-0 in the second quarter with 8:26 remaining in the game connecting on his second field goal of the game, a 44-yard boot, setting a new Papajohns.com Bowl record. Later in the quarter, South Carolina earned their first first down of the game with 7:37 left in the half. They only managed four first downs in the entire first half for a net of 84 yards.

After SC fumbled at their own 35-yard line, Dixon used the opportunity to record his first touchdown of the day, a 10-yard run to boost the Huskies lead to 20 with 13:12 remaining in the fourth quarter. Dixon's TD capped a 3:53 minute, nine play 35-yard drive.

The Gamecocks got on the board with 3:24 remaining in the game capitalizing on a blocked punt and scoring on a two-play 40-yard drive. Alex Molina recovered an onside kick for the Huskies as UConn ran out the clock.





2011 TOSTITOS FIESTA BOWL

Oklahoma 48, Connecticut 20

January 1, 2011 • University of Phoenix Stadium • Glendale, Ariz. • Attendance: 67,232

UConn (8-5)	0	10	10	0	—	20
Oklahoma (12-2)	14	6	14	14	—	48



First Quarter: OU-James Hanna 8 pass from Landry Jones (Jimmy Stevens kick) 10:09 (9 plays, 70 yards, 2:57); OU-Demarco Murray 3 run (Stevens kick) 00:24 (9 plays, 81 yards, 3:21)

Second Quarter: UC-Dwayne Gratz 46 interception return (Dave Teggart kick) 12:58; OU-Stevens 41 field goal 9:57 (9 plays, 56 yards, 3:01); OU-Stevens 24 field goal 2:05 (15 plays, 67 yards, 4:23); UC-Teggart 37 field goal 00:26 (7 plays, 36 yards, 1:31)

Third Quarter: OU-Cameron Kenney 59 pass from Jones (Stevens kick) 10:55 (4 plays, 80 yards, 1:01); OU-Jamell Fleming 55 interception return (Stevens kick) 9:44; UC-Robbie Frey 95 kickoff return (Teggart kick) 9:30; UC-Teggart 38 field goal 5:04 (9 plays, 49 yards, 2:21)

Fourth Quarter: OU-Ryan Broyles 5 pass from Jones (Stevens kick) 7:49 (10 plays, 88 yards, 3:25); OU-Tony Jefferson 22 interception return (Stevens kick) 2:40

INDIVIDUAL STATISTICS

Rushing (Att-Yds-TD): UC-Jordan Todman 32-121-0. OU-Demarco Murray 25-93-1.

Passing (Att-Cmp-Int-Yds-TD): UC-Zach Frazer 39-19-2-223-0. OU-Landry Jones 49-34-1-429-3.

Receiving (Rec-Yds-TD): UC-Anthony Sherman 3-63-0, Kashif Moore 4-62-0, Ryan Griffin 4-48-0. OU-Ryan Broyles 13-170-1, Cameron Kenney 7-154-1.

TEAM STATISTICS

	CONN	OU
First Down	19	27
Rushing	41-112	30-95
Passing Yards	223	429
Att-Comp-Int	39-19-2	50-34-1
Total Offense	335	524
Average	4.2	6.6
Fumbles-Lost	1-0	3-1
Penalties-Yards	3-25	1-3
Punts-Average	7-46.9	4-40.8
Punt Returns	1- -1	5-92
Kickoff Returns	9-270	4-73
INT Ret.-Yards	1-46	2-77
Possession	31:49	28:11
3rd Down Conv.	5-17	7-15

The University of Connecticut played in its first-ever Bowl Championship Game and dropped a 48-20 decision to seventh-ranked Oklahoma in the 2011 Tostitos Fiesta Bowl before a crowd of 67,232 at the University of Phoenix Stadium.

UConn junior tailback Jordan Todman carried the ball 32 times for 121 yards and Husky senior quarterback Zach Frazer was 19 of 39 in the air for 223 yards.

Oklahoma sophomore quarterback Landry Jones was 34 of 49 in the air for 429 yards while senior DeMarco Murray rushed 25 times for 93 yards.

Oklahoma scored touchdowns on both of its first quarter possessions. After UConn began the game with a three-and-out, the Sooners marched 70 yards on nine plays for an eight-yard TD pass from Jones to junior James Hanna. The scoring play came on the only third down play the Sooners had on the drive.

UConn moved 55 yards on its next possession, but failed on a fourth-and-one play that gave the Sooners the ball at their own 19. The Sooners then moved the ball 81 yards on nine plays and scored on a three-yard rush by Murray. Oklahoma gained 63 yards on five first down plays during the drive.

The Huskies broke into the scoring column when redshirt sophomore Dwayne Gratz picked off a Jones pass and returned it 46 yards for a touchdown. The interception return for a TD was the fifth of the year for the Huskies - tying a school record from 2007.

Oklahoma came right back and moved the ball from its own 20 to the Husky 20, but UConn's defense held strong and limited OU to a 41-yard field goal to make it 17-7 with 9:57 to go.


The teams then traded field goals the rest of the first half as junior kicker Dave Teggart hit a 37-yard field goal with 26 seconds left in the first half to make it 20-10 at the break.

The Sooners exploded for two quick TDs to start the second half as they took their second possession of the half a quick four plays in 80 yards as Jones hit senior Cameron Kenney on a 59-yard touchdown pass.

Oklahoma then made it 34-10 as Frazer threw an interception picked off by junior Jamell Fleming.

UConn junior Robbie Frey kept the pesky Huskies going as he returned the ensuing kickoff 95 yards for a score to cut the lead to 34-17. Junior kicker Dave Teggart hit on a 38-yard field goal with 5:04 left in the third to make it 34-20. The field goal marked the tenth-straight for Teggart, as he ended the season making 15 of his past 16 attempts.

Junior Ryan Broyles gave the Sooners a 41-20 lead when he had a five-yard reception for an Oklahoma touchdown with 7:49 left in the game. Broyles' score was followed up at the 2:40 mark when freshman Tony Jefferson had a 22-yard interception return for another Sooner touchdown, putting the final score at 48-20.





2015 ST. PETERSBURG BOWL



Marshall 16, UConn 10

December 26, 2015 • Tropicana Field • Attendance: 14,652

UConn (6-7)	7	0	3	0	—	10
Marshall (10-3)	7	6	0	3	—	16

First Quarter: M-Ryan Yurachek 16 pass from Chase Litton (Nick Smith kick) 8:10 (2 plays, 20 yards, 0:49); UC-Ron Johnson 1 run (Bobby Puyol kick) 1:51 (13 plays, 75 yards, 6:19)

Second Quarter: M-Nick Smith 21 field goal 8:04 (13 plays, 65 yards, 6:02); M-Nick Smith 29 field goal 0:00 (15 plays, 85 yards, 4:57)

Third Quarter: UC-Bobby Puyol 52 field goal 0:02 (6 plays, 40 yards, 2:32)

Fourth Quarter: M-Nick Smith 32 field goal 1:44 (13 plays, 80 yards, 6:35).

INDIVIDUAL STATISTICS

Rushing (Att-Yds-TD): UC-Bryant Shirreffs 19-75-0, Arkeel Newsome 9-32-0, M-Keion Davis 10-73-0, Hyleck Foster 14-44-0, Devon Johnson 10-38-0.

Passing (Att-Cmp-Int-Yds-TD): UC-Bryant Shirreffs 17-10-1-86-0, M-Chase Litton 34-23-1-218-1.

Receiving (Rec-Yds-TD): UC-Akreel Newsome 5-33-0, Alec Bloom 2-24-0, M-Deandre Reaves 9-88-0, Ryan Yurachek 5-56-1, Deon-Tya McManus 3-18-0.

Marshall quarterback Chase Litton went 23 for 34 for 218 yards and one touchdown as the Thundering Herd defeated the UConn football team by a 16-10 score in the 2015 St. Petersburg Bowl at Tropicana Field.

The Huskies, who were back in bowl play for the first time since the 2010 season, finish the year at 6-7 while Marshall was 10-3.

The Huskies played stingy defense as Marshall was limited to three field goals following a first quarter TD. Nick Smith had three FGs for Marshall, including a 32-yarder with 1:44 to play that was part of a 13-play, 80-yard march that lasted 6:35.

UConn redshirt quarterback Bryant Shirreffs completed 10 of 17 passes for 86 yards and gained 75 yards on 19 carries for UConn.

The Huskies stopped Marshall on fourth-and-two at the UConn 17 on the initial drive of the second half after the Thundering Herd opted to skip a field goal try. The Thundering Herd also failed to increase a 13-7 lead on their next possession when Smith missed a 43-yard field goal attempt with less than three minutes left in the third.

The Huskies got within 13-10 on a 52-yard field goal by redshirt junior Bobby Puyol with two seconds left in the third. The 52-yarder was tied as the sixth-longest in school history and tied as the third-longest in UConn's FBS history. It was also a career-long for Puyol and the longest in UConn bowl and St. Petersburg Bowl history. Puyol was named UConn's Game MVP by the bowl.

Marshall took a 7-0 lead seven minutes into the game when Litton threw a 16-yard TD pass to Ryan Yurachek. Deandre Reaves' 26-yard punt return set up Marshall at the UConn 20. Reaves also had nine receptions for 88 yards.

UConn tied it at 7-7 late in the first on an eight-yard run by sophomore tailback Ron Johnson that completed a 13-play, 75-yard drive.

Marshall responded with a 13-play, 65-yard drive that concluded with Smith's 21-yard field goal that gave the Thundering Herd a 10-7 advantage eight minutes before halftime. Smith made it 13-7 with a 29-yard field goal on the final play of the first half that finished off a 15-play, 85-yard drive.

UConn sophomore cornerback Jamar Summers got his eighth interception of the season, including six in the last five games, early in the fourth quarter. Summers' eight interceptions is tied for second in UConn single-season history and first in the Husky FBS era.

Husky sophomore tailback Arkeel Newsome had five receptions for 33 yards for the Huskies. Senior safety Andrew Adams led the UConn defense with 14 tackles.

TEAM STATISTICS

	CONN	MU
First Downs	15	24
Rushing	33-127	41-173
Passing Yards	86	218
Att-Comp-Int	17-10-1	36-21-1
Total Offense	213	389
Average	4.3	5.1
Fumbles-Lost	0-0	0-0
Penalties-Yards	3-25	4-45
Punts-Average	5-43.0	2-46.5
Punt Returns	0-0	1-26
Kickoff Returns	0-0	1-23
INT Ret.-Yards	1-0	1-8
Possession	25:18	34:42
3rd Down Conv.	3-10	11-17




In its football history, the University of Connecticut has produced a total of 11 first-team All-Americans named by a number of organizations and publications. The most recent came in 2010 as running back Jordan Todman was a First Team All-American by the *Sporting News* and second team by the Associated Press and the Walter Camp Football Foundation. In 2008, running back Donald Brown became UConn's first All-American since joining the FBS. He too was a First Team All-American by the *Sporting News* and second team by the Associated Press and the Walter Camp Football Foundation.


Below is a complete listing of Connecticut's first-team, second-team, third-team and honorable mention All-Americans.

UConn Football All-Americans

Name	Pos.	Team	Year
Buddy Amendola	RB	Third Team	1955
Pat Anglim	OG	Honorable Mention	1986
		Third Team	1987
Glenn Antrum	WR	First Team	1988
Troy Ashley	LB	First Team	1989
Carl Bond	WR	Second Team	1997
Donald Brown	RB	First Team	2008
Domingos Carlos	K	Second Team	1981
		Honorable Mention	1982
Jim Carriere	P	Honorable Mention	1988
Mark Carter	K	Honorable Mention	1986
Vin Clements	RB	First Team	1970
TaVarr Closs	OT	First Team	1997
		Second Team	1996
John Contoulis	OT	First Team	1962
Nate Cotton	NG	Honorable Mention	1987
Scott Daniels	DB	Third Team	1987
Matt DeGennaro	QB	Honorable Mention	1988
Mark Didio	WR	Third Team	1990
		First Team	1991
John Dorsey	LB	First Team	1983
Reggie Eccleston	WR	First Team	1980
Rich Foye	C	First Team	1973
David Franks	OG	Honorable Mention	1988
Jeff Gallaher	RB	Honorable Mention	1987
Mike Gasparino	OG	Honorable Mention	1983
Neil Gauvin	P	Honorable Mention	1982
		Honorable Mention	1983
Dave Gracon	DT	Honorable Mention	1983
Vernon Hargreaves	LB	Honorable Mention	1982
		Third Team	1983
Keith Hugger	WR	Honorable Mention	1981
		Honorable Mention	1982
Mike Jansen	LB	Honorable Mention	1987
Steve Michalewicz	NG	Honorable Mention	1982
Ken Miller	TE	Honorable Mention	1980
		Honorable Mention	1981
Ken Sweitzer	QB	Honorable Mention	1980
		Honorable Mention	1981
Scott Sweitzer	WR	Honorable Mention	1987
Jordan Todman	TB	First Team	2010
Mike Walsh	TE	Honorable Mention	1983
Darrell Wilson	DB	Honorable Mention	1980




JOHN CONTOULIS –




VINNY CLEMENTS –



RICH FOYE – 1973



REGGIE ECCLESTON –




JOHN DORSEY – 1983




GLENN ANTRUM – 1988



TROY ASHLEY – 1989



MARK DIDIO – 1991



TAVARR CLOSS – 1997



DONALD BROWN – 2008



JORDAN TODMAN –



2019 UCONN FOOTBALL

IN THE FBS WEEKLY POLLS...

ASSOCIATED PRESS

Oct. 28, 2007	No. 16
Nov. 4, 2007	No. 16
Nov. 11, 2007	No. 25
Nov. 18, 2007	No. 20
Sept. 28, 2008	No. 24
Dec. 5, 2010	No. 25

COACHES POLL

Oct. 28, 2007	No. 20
Nov. 4, 2007	No. 16
Nov. 18, 2007	No. 21
Sept. 28, 2008	No. 23

BCS RANKINGS

Oct. 21, 2007	No. 23
Oct. 28, 2007	No. 13
Nov. 4, 2007	No. 13
Nov. 11, 2007	No. 24
Nov. 18, 2007	No. 20
Dec. 2, 2007	No. 25
Oct. 26, 2008	No. 25

CoSIDA ACADEMIC ALL-AMERICANS

2003

WR – Shaun Feldeisen
(2nd team)

1978

OL – Bill Leahy (2nd team)

1977

C – Bill Leahy (2nd team)

1976

C – Bill Leahy (2nd team)
RB – Darryl Schwartz
(2nd team)

1973

WALTER CAMP FOOTBALL FOUNDATION CONNECTICUT PLAYER OF THE YEAR

Given annually to the top college football player in the nation who is a native of Connecticut.

Dan Orlovsky	2004
Dan Orlovsky	2003
Carl Bond	1998
Glenn Antrum	1988
Noel Thomas	2016

UConn Football Team Awards (SINCE 2002)

MOST VALUABLE PLAYER

2002	Team Seniors
2003	Dan Orlovsky
2004	Alfred Fincher, Dan Orlovsky
2005	Deon McPhee
2006	Deon Anderson
2007	Dan Davis
2008	Tyler Lorenzen
2009	Donald Brown
2010	Andre Dixon
2011	Jordan Todman
2012	Kendall Reyes
2013	Bliidi Wreh-Wilson
2017	Junior Joseph
2018	David Pindell

OFFENSIVE PLAYER OF THE YEAR

2002	Terry Caulley, Dan Orlovsky
2003	Shaun Feldeisen, O'Neil Wilson
2004	Cornell Brockington
2005	Terry Caulley
2006	Donald Brown
2007	Donald Brown, Andre Dixon
2008	Donald Brown
2009	Jordan Todman
2010	Zach Frazer
2011	Lyle McCombs
2012	Ryan Griffin
2013	Jeremy Davis
2014	Deshon Foxx
2015	Arkeel Newsome, Noel Thomas
2016	Noel Thomas
2017	Bryant Shirreffs
2018	David Pindell

DEFENSIVE PLAYER OF THE YEAR

2002	Roy Hopkins
2003	Uyi Osunde
2004	Tyler King
2005	James Hargrave
2006	Rhema Fuller
2007	Danny Lansanah
2008	Cody Brown
2009	Lawrence Wilson
2010	Lawrence Wilson
2011	Kendall Reyes
2012	Trevardo Williams
2013	Yawin Smallwood
2014	Andrew Adams
2015	Andrew Adams
2016	Obi Melifonwu
2017	Cole Ormsby
2018	Santana Sterling

SPECIAL TEAMS

PLAYER OF THE YEAR

2002	Marc Hickok
2003	Adam Coles
2004	Matt Nuzie
2005	Marvin Taylor
2006	Chris Pavasaris
2007	Tyvon Branch
2008	Robbie Frey
2009	Anthony Sherman
2010	Derek Chard, Dave Teggart
2011	Dave Teggart
2012	Nick Williams
2013	Cole Wagner
2014	Junior Lee
2015	Bobby Puyol
2016	Bobby Puyol

2017	Mike Trabutt
2018	Luke Magliozzi

LOOK TEAM

PLAYER OF THE YEAR

2014	Sean Marinar
2015	Billy Williams
2016	Keyion Dixon

JOSEPH M. GIANNELLI UNSUNG HERO AWARD

Named in honor of former UConn assistant football coach, head golf coach and athletic department administrator Joe Giannelli



2005	Shane Fogarty
2006	Ray Blagman, Brandon Young
2007	Donald Thomas
2008	William Beatty, Dahna Deleston
2009	Mike Hicks
2010	Mathieu Olivier
2011	Johnny McEntee
2012	John Delahunt
2013	Kevin Friend/Taylor Mack
2014	Andreas Knappe
2015	Bryant Shirreffs
2016	Matt Peart
2017	Alec Bloom
2018	Ryan Crozier

THE JOHN L. TONER SCHOLAR ATHLETE AWARD

Named in honor of the former NCAA President, UConn athletic director and head football coach John L. Toner.




2002	Joe Villapiano
2003	Shaun Feldeisen
2004	Keron Henry
2005	Aaron Smith
2006	Rhema Fuller, Chris Pavasaris
2007	Zak Penwell
2008	Keith Gray
2009	Brad Kanuch
2010	Jonh Yurek
2011	Harris Agbor
2012	Jory Johnson
2013	Chad Christen
2014	Obi Melifonwu
2015	Justin Wain
2016	Sean Marinar
2017	Steve Hashemi
2018	Brandon Bisack

THE FOOTBALL ALUMNI BLEED BLUE AWARD

2002	Jeff Larson
2003	Terrance Smith
2004	Keron Henry
2005	Shawn Mayne
2006	Ernest Cole
2007	D.J. Hernandez
2008	Steve Brouse, Tyler Lorenzen
2009	Marcus Easley
2010	Scott Lutrus
2011	Jory Johnson
2012	Adam Masters
2013	Martin Hyppolite
2014	Dominick Manco
2015	Graham Stewart

2016	Matt Walsh
2017	Luke Carrezola
2018	Matt Peart

THE KENDALL MADISON AWARD
Given to the most outstanding power player. The award is named for the former Husky who passed away in the mid-1990s.



2002	Jamal Lundy
2003	Laurence Oliver
2004	Brian Sparks
2005	Grant Preston
2006	Terry Caulley
2007	Donnell Ford
2008	Darius Bulter
2009	Desi Cullen
2010	Zach Hurd
2011	Trevardo Williams
2012	Sio Moore
2013	Tim Willman
2014	Julian Campenni
2015	Folorunso Fatukasi
2016	Mikal Myers
2017	Kendall

Madison
2018 Kyle Buss



THE BRIAN KOZLOWSKI AWARD

Starting in 2014, award is given to the outstanding big skill player. The award is named for the former Husky who enjoyed a long and productive NFL career

2002	Wes Timko
2003	Sean Mulcahy
2004	Ryan Krug
2005	Taurien Sowell
2006	Matt Applebaum, Matt Nuzie
2007	Larry Taylor
2008	Julius Williams
2009	Robert McClain
2010	Anthony Sherman
2011	Twyon Martin
2012	Dwayne Gratz
2013	Jesse Joseph
2014	Graham Stewart
2015	Luke Carrezola
2016	Luke Carrezola
2017	Arkeel Newsome
2018	Aaron McLean

THE JASPER T. HOWARD OUTSTANDING SKILL PLAYER AWARD

Named in honor of former Husky Jasper Howard, who passed away in October of 2009. Starting in 2014, it was given to a skill player

2009	Andre Dixon
2010	Kelmetrus Wylie
2011	Kashif Moore
2012	Ryan Wirth
2013	Steve Greene
2014	Jeremy Davis
2015	Jamar Summers
2016	Noel Thomas
2017	Jason Thompson
2018:	Santana Sterling



POSTSEASON/ALL-CONFERENCE HONORS



UNIVERSITY OF CONNECTICUT YANKEE CONFERENCE, ATLANTIC 10 CONFERENCE AND BIG EAST CONFERENCE MAJOR AWARD WINNERS

Jordan Todman
2010 Offensive Player of the Year
Randy Edsall
2010 Coach of the Year
Donald Brown
2008 Offensive Player of the Year
Recolon Jump
1997 Rookie of the Year

Tory Taylor
1995 Rookie of the Year
Troy Ashley
1989 Defensive Player of the Year
Matt DeGennaro
1988 Offensive Player of the Year
Matt DeGennaro
1987 Rookie of the Year

Tom Jackson
1986 Coach of the Year
Mark Michaels
1985 Defensive Player of the Year
John Dorsey
1983 Defensive Player of the Year
John Dorsey
1982 Defensive Player of the Year
Ken Sweitzer
1981 Offensive Player of the Year

ALL-CONFERENCE HONORS

AMERICAN ATHLETIC CONFERENCE (2012-present)

Obi Melifonwu S 2016
Noel Thomas WR 2016
Andrew Adams S 2015
Julian Campenni DL 2015
Jamar Summers CB 2015
Yawin Smallwood LB 2013
Shamar Stephen DT 2013
Dwayne Gratz CB 2012
Ryan Griffin TE 2012
Adam Masters OG 2012
Sio Moore LB 2012
Yawin Smallwood LB 2012
Nick Williams KR 2012
Trevardo Williams DL 2012
Bliid Wreh-Wilson CB 2012

BIG EAST CONFERENCE (2004-11)

Dwyane Gratz CB 2011
Ryan Griffin TE 2011
Lyle McCombs TB 2011
Moe Petrus C 2011
Mike Ryan OT 2011
Dave Teggart K 2011
Cole Wagner P 2011
Trevardo Williams DL 2011
Zach Hurd OG 2010
Moe Petrus C 2010
Kendall Reyes DT 2010
Mike Ryan OT 2010
Dave Teggart K 2010
Jordan Todman TB 2010
Nick Williams KR 2010
Lawrence Wilson LB 2010
Andre Dixon TB 2009
Jasper Howard CB 2009
Honorary Captain
Jordan Todman TB 2009
Zach Hurd OG 2009
Greg Lloyd LB 2009
Robert McClain CB 2009
Lindsey Witten DE 2009
Lawrence Wilson LB 2009
Will Beatty OT 2008
Cody Brown DT 2008

Donald Brown RB 2008
Darius Butler CB 2008
Scott Lutrus LB 2008
Robert Vaughn CB 2008
Tyvon Branch KR 2007
Andre Dixon RB 2007
Danny Lansanah LB 2007
Donald Thomas OL 2007
Donald Brown RB 2006
Rhema Fuller DT 2006
Rhema Fuller DT 2005
James Hargrave LB 2005
Deon McPhee DT 2005
Dan Murray TE 2005
Alfred Fincher LB 2004
Ryan Krug OT 2004
Maurice Lloyd LB 2004
Justin Perkins CB 2004
Cornell Brockington RB 2004
Matt Nuzie K 2004

INDEPENDENT (2000-03)

Shaun Feldeisen WR 2003
Alfred Fincher LB 2003
Tyler King DE 2003
Ryan Krug OT 2003
Maurice Lloyd LB 2003
Brian Markowski OG 2003



Running back Andre Dixon was a two-time All-BIG EAST pick in 2007 and 2009.


Dan Orlovsky QB 2003
Uyi Osunde DE 2003
Justin Perkins CB 2003
O'Neil Wilson WR 2003
Terry Cautley TB 2002
Tommy Collins TE 2002
Ryan Krug OT 2002
Jamar Wilkins DE 2002
John Fitzsimmons WR 2000
Razul Wallace LB 2000

ATLANTIC 10 CONFERENCE (1997-1999)

Chad Cook DE 1999
Mike Morelli P 1999
Jordan Younger PR 1999
Carl Bond WR 1998
Dennis Callaghan OG 1998
Jeff DeLucia SS 1998
Khalid Riley NG 1998
Jordan Younger CB 1998
Carl Bond WR 1997
TaVarr Closs OT 1997
Recolon Jump TB 1997
Brad Keatley LB 1997

YANKEE CONFERENCE (1949-1996)

TaVarr Closs OT 1996
Baran Johnson C 1996
Anthony McKinney TE 1996
Dak Newton WR 1996
TaVarr Closs OT 1995
David DeArmas K 1995
David DeArmas P 1995
Brian Gleason DT 1995
Anthony McKinney TE 1995
Monte Nowden FS 1995
Tory Taylor TB 1995
Pat Walsh OT 1995
David DeArmas K 1994
David DeArmas P 1994
Sherrard Joseph T 1994
Paul Zenkert LB 1994
Tom Bachonski TE 1993
Bruce Bourgoine LB 1993
Paul Duckworth LB 1993
Wilbur Gilliard RB 1993
Sherrard Joseph T 1993
Scott Mitchell DB 1993
Monte Nowden WR 1993
Rob Belcoure DE 1992
Mark Chapman DB 1992
Alex Davis WR 1992
Brian Kozlowski TE 1992
Alex Davis WR 1991
Mark Didio WR 1991
Nick Mancuso T 1991
Alex Davis WR 1990
Matt DeGennaro QB 1990
Mark Didio WR 1990
Brian Kozlowski TE 1990
Nick Mancuso T 1990
Rusty Neal DB 1990
Mike Rembish DT 1990
Troy Ashley LB 1989
Matt DeGennaro QB 1989
Lyndon Johnson G 1989
Stuart Milberg T 1989
Rusty Neal DB 1989
Sean Fay P 1989
Kevin Wesley RB 1989
Glenn Antrum WR 1988
Troy Ashley LB 1988
George Boothe RB 1988
Jim Carriere P 1988



The late Jasper Howard was named honorary captain of the 2009 All-BIG EAST team.



2019 UCONN FOOTBALL

Matt DeGennaro	QB	1988
David Franks	G	1988
Pat Anglim	G	1987
Jim Carriere	P	1987
Mike Coleman	T	1987
Nate Cotton	NG	1987
Scott Daniels	DB	1987
David Dunn	WR	1987
Jeff Gallaher	RB	1987
Mike Jansen	LB	1987
Scott Sweitzer	TE	1987
Pat Anglim	T	1986
Mark Carter	P	1986
Nate Cotton	NG	1986
Scott Daniels	DB	1986
Mike Jansen	LB	1986
Pat Anglim	T	1985
Jim Carriere	P	1985
Nate Cotton	NG	1985
Mark Michaels	DE	1985
Mike Walsh	TE	1985
Matt Latham	DB	1984
Mario Marrero	NG	1984
Mike McNamara	DL	1984
Mark Michaels	DL	1984
Domingo Carlos	K	1983
John Dorsey	LB	1983
Mike Gasparino	G	1983
Neil Gauvin	P	1983
Dave Gracon	DT	1983
Vernon Hargreaves	LB	1983
Mike Harkins	RB	1983
Matt Latham	DB	1983
Pat Moug	DL	1983
Billy Parks	RB	1983
Mike Walsh	TE	1983
Barry Wood	OT	1983
Domingos Carlos	K	1982
John Dorsey	LB	1982
Neil Gauvin	P	1982
Vernon Hargreaves	LB	1982
Keith Hugger	WR	1982
Steve Michalewicz	NG	1982
Mike Muha	OT	1982
Domingos Carlos	K	1981


Keith Hugger	WR	1981
Fred Markland	S	1981
Ken Miller	TE	1981
Ken Sweitzer	P	1981
Ken Sweitzer	QB	1981
Reggie Eccleston	SE	1980
Mark Flood	G	1980
Joe Markus	WR	1980
Ken Miller	TE	1980
Dewey Raymond	NG	1980
Bob Segar	K	1980
Ken Sweitzer	QB	1980
Jeff Thomas	LB	1980
Rusty Umberger	P	1980
Jody Webb	CB	1980
Darrell Wilson	DB	1980
Steve Beal	DT	1979
Reggie Eccleston	WR	1979
Mark Flood	G	1979
Tony Jordan	RB	1979
Peter Lamagna	CB	1979
Ken Miller	TE	1979
Ken Sweitzer	WR	1979
Ted Walton	DB	1979
Steve Beal	DT	1978
Dennis O'Connell	LB	1978
Ted Walton	DB	1978
Herb DeGraffe	DB	1977
Steve Rose	DB	1977
Tony Catapano	G	1976
Rob Farbotko	TE	1976
Ted Walton	DB	1976
Paul Mariano	DT	1975
Rich Fenton	DB	1974
Bob Bundy	G	1973
Rich Foye	C	1973
Allan MacLellan	TE	1973
Manny Sasser	DT	1973
Bruce Thompson	DB	1973
Eric Torkelson	RB	1973
Rich Foye	C	1972
Brian Herosian	DB	1972
Mark McEwen	T	1972
Alan Shaw	LB	1972
Bruce Thompson	DB	1972
Dom Carlucci	DB	1971
Brian Herosian	DB	1971
Jim Pisciotano	DT	1971
Alan Shaw	LB	1971
Bill Tuzil	T	1971
Dom Carlucci	DB	1970
Vinny Clements	RB	1970
Brian Hermes	LB	1970
Brian Herosian	WR	1970
Vic Radzevich	C	1970
Rick Robustelli	QB	1970
Bill Spencer	G	1970
Bill Tuzil	T	1970
Dom Carlucci	DB	1969
Vinny Clements	RB	1969
Phil Doran	NG	1969
Bill Spencer	G	1969
Vinny Clements	RB	1968
Ben DeGenova	C	1968
Jimmy DeWitt	RB	1968
Phil Doran	NG	1968



Running backs Mike Zito and Vinny Clements were both All-Yankee Conference selection for head coach John Toner.

George Koller	DT	1968
Pete Petrillo	QB	1968
Stan Rajczewski	T	1968
Bill Spencer	G	1968
Ralph Tiner	DE	1968
Nick Turco	DE	1968
Mike Zito	RB	1968
Steve Dixon	T	1967
Roy Lawrence	G	1967
Henry Palasek	DB	1967
Steve Smith	NG	1967
Roy Lawrence	G	1966
Nick Turco	DE	1966
Dick Kupec	C	1963
John Contoulis	T	1962
Tony Pignatello	E	1961
Fred Stackpole	G	1961
Bob Treat	T	1961
David Bishop	C	1960
Jim Browning	RB	1960
Tom Conroy	E	1960
Roger Gagne	T	1960
John Sadak	G	1960
Fred Stackpole	G	1960
David Bishop	C	1959
Jim Browning	RB	1959
Tom Conroy	E	1959
Gerry D'Avolio	RB	1959
Bill Minnerly	RB	1959
Barry O'Connell	WR	1959
Robert Slattery	G	1959
John Zinser	G	1959
Norm Chaban	RB	1958
Tom Conroy	SE	1958
Phil DeSantis	RB	1958
Harry Drivas	QB	1958
Joe Llodra	T	1958
Barry O'Connell	E	1958
Paul Scagnelli	C	1958
Bill Wallner	G	1958
Larry Day	RB	1957
Ray Manninen	SE	1957
Lou Mooradian	G	1957
Don Overlock	T	1957
Paul Scagnelli	C	1957
Bill Wallner	G	1957

Joe Dubiel	C	1956
Ed Enos	T	1956
Norm Gerber	T	1956
Gene Green	HB	1956
Lenny King	RB	1956
Ray Manninen	E	1956
Lou Mooradian	G	1956
Paul Whitley	RB	1956
Buddy Amendola	C	1955
Jim DiGiorno	QB	1955
Ed Enos	G	1955
Norm Gerber	T	1955
Lenny King	HB	1955
Ray Manninen	E	1955
Ron Rymash	DE	1954
Buddy Amendola	RB	1953
Phil Booker	G	1953
John Cunningham	DT	1953
Ray Luciani	SE	1953
Ed Mahoney	T	1953
Phil Tinsley	HB	1953
Joey Bettencourt	RB	1952
John Cunningham	DT	1952
Rocco Murano	LB	1952
Pete Pehota	SE	1952
Al Rogers	T	1952
Bob Roy	C	1952
Phil Tinsley	DB	1952
Joe Viscount	DE	1952
Mario Frattaroli	T	1951
Ray Good	FB	1951
Irv Panciera	RB	1951
Pete Pehota	SE	1951
Ron Rymash	DE	1951
Joe Viscount	DE	1951



Ken Sweitzer earned All-Yankee Conference honors at three different



The tradition of UConn players in the National Football League continues to grow each year. In 2016, UConn had a school-high 18 players appear on NFL rosters while there have been double digits in every year since 2010.

UConn's NFL Draft history continues to be richer and richer as a school-high five Huskies were selected in the 2013 Draft. UConn had more picks in the first six rounds of the draft (five) than any other school in the Big East in 2013.

UConn IN THE NFL DRAFT

Year	Round	Pick	Player	Team	Year	Round	Pick	Player	Team
2018	6	180	Foley Fatukasi	New York Jets	2009	2	63	Cody Brown	Arizona
2017	2	56	Obi Melifonwu	Oakland Raiders	2008	4	100	Tyvon Branch	Oakland Raiders
2015	1	27	Byron Jones	Dallas Cowboys	2008	6	195	Donald Thomas	Miami
2015	6	186	Jeremy Davis	New York Giants	2007	6	195	Deon Anderson	Dallas
2014	7	220	Shamar Stephen	Minnesota Vikings	2005	3	82	Alfred Fincher	New Orleans
2014	7	253	Yawin Smallwood	Atlanta Falcons	2005	5	145	Dan Orlovsky	Detroit
2013	3	64	Dwayne Gratz	Jacksonville Jaguars	1994	6	190	Paul Duckworth	Green Bay
2013	3	66	Sio Moore	Oakland Raiders	1992	12	312	Cornelius Benton	Pittsburgh
2013	3	70	Blidi Wreh-Wilson	Tennessee Titans	1989	9	238	David Franks	Seattle
2013	4	124	Trevardo Williams	Houston Texans	1984	4	99	John Dorsey	Green Bay
2013	6	201	Ryan Griffin	Houston Texans	1980	8	221	Ted Walton	Pittsburgh
2012	2	49	Kendall Reyes	San Diego Chargers	1974	11	272	Eric Torkelson	Green Bay
2011	5	136	Anthony Sherman	Arizona Cardinals	1971	4	102	Vin Clements	Minnesota
2011	6	166	Lawrence Wilson	Carolina Panthers	1963	4	27	John Contoulis	New York (AFL)
2011	6	183	Jordan Todman	San Diego Chargers	1962	11	153	Dave Bishop	New York
2011	7	237	Greg Lloyd	Philadelphia Eagles	1962	16	213	John Contoulis	Minnesota
2010	4	107	Marcus Easley	Buffalo Bills	1958	18	210	Lenny King	Washington
2010	7	249	Robert McClain	Carolina Panthers	1947	28	259	Milt Dropo	Washington
2009	1	27	Donald Brown	Indianapolis	1946	6	49	Walt Trojanowski	Washington
2009	2	41	Darius Butler	New England	1946	9	74	Walt Dropo	Chicago
2009	2	60	William Beatty	N.Y. Giants					

UConn's SUPER BOWL HISTORY

Former UConn cornerback Robert McClain played in Super Bowl 50 for the Carolina Panthers in February 2016. He started all three of Carolina's postseason games at cornerback and had 18 tackles in those games.

McClain led the Panthers with five solo tackles on and had six total tackles in the NFC Championship game vs. Arizona. He had four tackles in the Super Bowl vs. Denver.

The 2015 season was McClain's sixth in the NFL. He played for Carolina in 2010 before returning to the team in December 2015. McClain played in 46 games for UConn from 2006-09 and had 129 career tackles and ten interceptions. He was a second team All-Big East pick as a senior.



Robert McClain played in Super Bowl 50 for the Carolina Panthers.



Donald Brown became the third

UConn's OTHER SUPER BOWL HISTORY INCLUDES:

- Blidi Wreh-Wilson and Nick Williams were on the Atlanta Falcons for Super Bowl LI against the Patriots.

Former Husky All-American running back Donald Brown became the third UConn alumnus to play in the Super Bowl XLIV in February of 2010 when the rookie helped the Indianapolis Colts win the AFC championship.

- In addition, former Husky quarterback Tyler Lorenzen was on the practice squad for the Super Bowl champion New Orleans Saints that year.

- Brian Kozlowski became the second Husky to play in a Super Bowl with the Atlanta Falcons in January of 1999 for Super Bowl XXXIII. Kozlowski was the starting fullback for the AFC Champions.

- Nick Giaquinto, who played at UConn from 1975-76, participated in two Super Bowls with the Washington Redskins. He played in Super Bowl XVII in 1982 which the Redskins won and Super Bowl XVIII.

- In Super Bowl XLVI in February of 2012, Donald Thomas was on the New England Patriots active roster but did not dress for the game and Williams Beatty was on the New York Giants roster but was not active because of an injury.



2019 UCONN FOOTBALL

PLAYERS ON NFL REGULAR SEASON ACTIVE ROSTERS

Name	Pos.	Team (League)	Year(s)	Name	Pos.	Team (League)	Year(s)
Andrew Adams	DB	N.Y. Giants (NFL)	2016-17	Robert McClain	DB	Carolina (NFL)	2010
		Tampa Bay Buccaneers	2018			Jacksonville (NFL)	2011
Deon Anderson	FB	Dallas (NFL)	2007-2010			Atlanta (NFL)	2012-14
		Miami (NFL)	2010			Carolina (NFL)	2015
Glenn Antrum	WR	New England (NFL)	1989			San Diego (NFL)	2016
William Beatty	OT	N.Y. Giants (NFL)	2009-16			Tampa Bay (NFL)	2017
		Philadelphia (NFL)	2017	Obi Melifonwu	DB	Oakland (NFL)	2017
Tyvon Branch	DB	Oakland (NFL)	2008-14			New England (NFL)	
		Kansas City (NFL)	2015	Jim Merritts	DE-NT	Indianapolis (NFL)	1987
		Arizona (NFL)	2016-17	Sio Moore	LB	Oakland (NFL)	2013-14
Donald Brown	RB	Indianapolis (NFL)	2009-13			Indianapolis Colts (NFL)	2015
		San Diego (NFL)	2014-15			Arizona (NFL)	2016
Darius Butler	DB	New England (NFL)	2009-10	Eric Naposki	LB	New England (NFL)	1988
		Carolina (NFL)	2011			Indianapolis (NFL)	1989
		Indianapolis (NFL)	2012-17	Red O'Neil	C	Hartford (NFL)	1926
Vin Clements	RB	N.Y. Giants (NFL)	1971-73	Dan Orlovsky	QB	Detroit (NFL)	2005-08, 2014
John Contoulis	DT	N.Y. Giants (NFL)	1964			Houston (NFL)	2009-10
Bill Cooke	DL-OL	Green Bay (NFL)	1975			Indianapolis (NFL)	2012-14
		San Francisco (NFL)	1976-77			Tampa Bay (NFL)	2012-13
		Seattle (NFL)	1978, 1979-80			Detroit (NFL)	2014-16
		Detroit (NFL)	1978	Vic Radzevich	BB-G-FB	Hartford (NFL)	1926
Jeremy Davis	WR	N.Y. Giants (NFL)	2015	Kendall Reyes	DE	San Diego (NFL)	2012-15
		LA Chargers (NFL)	2016-18			Kansas City (NFL)	2016
Mark Didio	WR	Pittsburgh (NFL)	1992	Pete Rostosky	OL	Pittsburgh (NFL)	1983-87
John Dorsey	LB	Green Bay (NFL)	1984-89	Shane Stafford	QB	Cleveland (NFL)	1998
Marcus Easley	WR	Buffalo (NFL)	2012-16	Anthony Sherman	FB	Arizona (NFL)	2011-12
Alfred Fincher	LB	New Orleans (NFL)	2005-07			Kansas City (NFL)	2013-18
		Washington (NFL)	2008	Shamar Stephen	DT	Minnesota (NFL)	2014-17
Foley Fatukasi	DE-NT	New York Jets (NFL)	2018			Seattle (NFL)	2018
Nick Giaquinto	RB	Miami (NFL)	1980-81	Donald Thomas	OG	Miami (NFL)	2008-10
		Washington (NFL)	1981-83			Detroit (NFL)	2010
Dwayne Gratz	CB	Jacksonville (NFL)	2013-15			New England (NFL)	2011-12
		Los Angeles (NFL)	2016-17			Indianapolis (NFL)	2013-14
Ryan Griffin	TE	Houston (NFL)	2013-18	Jordan Todman	TB	San Diego (NFL)	2011
Ching Hammill	BB	Providence (NFL)	1925			Jacksonville (NFL)	2012-14
Brian Herosian	S	Baltimore Colts (NFL)	1973			Pittsburgh (NFL)	2015
Keith Hugger	WR	N.Y. Giants (NFL)	1983			Indianapolis (NFL)	2016
Byron Jones	CB	Dallas (NFL)	2015-2018			Houston (NFL)	2017
Brian Kozlowski	TE	N.Y. Giants (NFL)	1994-97	Eric Torkelson	RB	Green Bay (NFL)	1974-81
		Atlanta (NFL)	1998-03	Julius Williams	LB	Jacksonville (NFL)	2009
		Washington (NFL)	2004-07	Lawrence Wilson	LB	Carolina (NFL)	2011
Danny Lansanah	LB	Green Bay (NFL)	2008	Nick Williams	WR/KR	Washington (NFL)	2013
		Tampa Bay (NFL)	2013-15			Tennessee (NFL)	2013-15
Bob Leahy	QB	Pittsburgh (NFL)	1971			Atlanta (NFL)	2016-2017
Booth Lusteg	K	Buffalo (AFL)	1966			Tennessee (NFL)	2018
		Miami (AFL)	1967	Trevardo Williams	LB	Washington (NFL)	2014
		Pittsburgh (NFL)	1968	Pop Williams	WB-FB-TB-HB	Providence (NFL)	1928-31
		Green Bay (NFL)	1969			Brooklyn (NFL)	1932
Scott Lutrus	LB	Indianapolis (NFL)	2011	Darrell Wilson	DB	New England (NFL)	1981
				Blidi Wreh-Wilson	CB	Tennessee (NFL)	2013-15
						Atlanta (NFL)	2016-18



UConn PLAYERS AND THEIR NFL TEAMS

(Listed with their final year at UConn)

ARIZONA (ST. LOUIS) CARDINALS

Ray Blagman	2006
Cody Brown	2008
Tyvon Branch	2007
Tyler King	2004
Mark Michaels	1985
Sio Moore	2012
Anthony Sherman	2010
Jordan Younger	1999
Trevarro Williams	2012

ATLANTA FALCONS

Brian Kozlowski	1992
Robert McClain	2009
Yavin Smallwood	2013
Nick Williams	2012
Blidi Wreh-Wilson	2012

BALTIMORE RAVENS

Ryan Wirth	2012
------------	------

BUFFALO BILLS

Marcus Easley	2009
Greg Lloyd	2010
Booth Lusteg	1965
Uyi Osunde	2003

CAROLINA PANTHERS

Darius Butler	2008
Keith Gray	2008
Robert McClain	2009
Sean Mulcahy	2003
Lawrence Wilson	2010

CHICAGO BEARS

Dahna Deleston	2008
Walt Dropo	1946
Dave Teggart	2011
Lawrence Wilson	2010

CINCINNATI BENGALS

Kashif Moore	2011
Sean Mulcahy	2003

CLEVELAND BROWNS

Vernon Hargreaves	1983
Uyi Osunde	2003
Shane Stafford	1998

DALLAS COWBOYS

Deon Anderson	2007
Pat Anglim	1987
Mark Flood	1980
David Franks	1988
Byron Jones	2014
Eric Naposki	1985
Ken Sweitzer	1981

DENVER BRONCOS

Rich Fenton	1975
-------------	------

DETROIT LIONS

Bill Cooke	1971
Alfred Fincher	2004
James Hargrave	2005
Danny Lansanah	2007
Dan Orlovsky	2004
Donald Thomas	2007

GREEN BAY PACKERS

Tommy Collins	2003
Bill Cooke	1971
John Dorsey	1983
Paul Duckworth	1993
John Fitzsimmons	2000
Danny Lansanah	2007
Matt Latham	1984
Booth Lusteg	1965
B.J. McBryde	2014
Anthony McKinney	1996
Eric Torkelson	1973

HOUSTON TEXANS

Ryan Griffin	2012
Kashif Moore	2011
Dan Orlovsky	2004
Mike Smith	2012
Jordan Todman	2010
Trevarro Williams	2012

INDIANAPOLIS COLTS

Donald Brown	2008
Darius Butler	2008
Dan Davis	2007
Keith Gray	2008
Brian Herosian	1972
Greg Lloyd	2010
Scott Lutrus	1980
Jim Merritts	1985
Eric Naposki	1985
Dan Orlovsky	2004
Donald Thomas	2007
Jordan Todman	2010

JACKSONVILLE JAGUARS

Dwayne Gratz	2012
Tyler King	2004
Tyler Lorenzen	2008
Scott Lutrus	2010
Dan Murray	2006
Tory Taylor	1998
Jordan Todman	2010
Pat Walsh	1995
Julius Williams	2008

KANSAS CITY CHIEFS

Tyvon Branch	2007
Tavar Closs	1997
Rich Fenton	1975
Justin Perkins	2004
Kendall Reyes	2011
Anthony Sherman	2010

LOS ANGELES CHARGERS (SAN DIEGO)

Donald Brown	2008
Jeremy Davis	2014
Robert McClain	2009
Kashif Moore	2011
Kendall Reyes	2011
Rick Robustelli	1970
Jordan Todman	2010
Robert McClain	2009
Kashif Moore	2011
Kendall Reyes	2011
Rick Robustelli	1970
Kendall Reyes	2011
Rick Robustelli	1970
Jordan Todman	2010

LOS ANGELES RAMS

Dwayne Gratz	2012
--------------	------

MIAMI DOLPHINS

Deon Anderson	2007
Nick Giaquinto	1976
Danny Lansanah	2007
Booth Lusteg	1965
Donald Thomas	2007

MINNESOTA VIKINGS

Vin Clements	1970
John Contoulis	1962
Anthony McKinney	1996
Shamar Stephen	2013
Jordan Todman	2010

NEW ENGLAND PATRIOTS

Glenn Antrum	1988
Steve Beal	1979
Tyvon Branch	2007
Donald Brown	2008
Darius Butler	2008
Domingos Carlos	1983
Reggie Eccleston	1980
Mark Flood	1980
Keron Henry	2004
Ryan Krug	2004
Robert McClain	2009
Eric Naposki	1985
Donald Thomas	2007
Jody Webb	1980
Darrell Wilson	1980
Obi Melifonwu	2016

NEW ORLEANS SAINTS

Alfred Fincher	2004
Keron Henry	2004
Tyler Lorenzen	2008
Aaron Sanders	1989
Lawrence Wilson	2010

NEW YORK GIANTS

Andrew Adams	2015
William Beatty	2008
Dave Bishop	1961
Vin Clements	1970
John Contoulis	1962
Jeremy Davis	2014
Ed Enos	1956
Nick Giaquinto	1976
Marc Hickok	2002
Keith Hugger	1983
Brian Kozlowski	1992
Ken Maikula	1942
Ken Miller	1981
Bill Moll	1948
Ted Walton	1979

NEW YORK JETS

Cody Brown	2008
Foley Fatukasi	2017
Nick Giaquinto	1976
Dave Greenhalgh	1978
Danny Lansanah	2007
Eric Naposki	1985
Larry Taylor	2007

OAKLAND RAIDERS

Tyvon Branch	2007
Zach Hurd	2010
Sio Moore	2012
Obi Melifonwu	2016

PHILADELPHIA EAGLES

Pat Anglim	1987
Greg Lloyd	2010
B.J. McBryde	2014
Ralph Tiner	1969

PITTSBURGH STEELERS

Steve Beal	1979
Cornelius Benton	1991
Derek Chard	2010
Mark Didio	1991
Bob Leahy	N/A
Booth Lusteg	1965
Kashif Moore	2011
Pete Rostovsky	1982
Jordan Todman	2010
Ted Walton	1979
Lindsey Witten	2009

ST. LOUIS RAMS

Scott Lutrus	2010
Sean Mulcahy	2003

SAN FRANCISCO 49ERS

Bill Cooke	1971
B.J. McBryde	2014



Nick Giaquinto (above), who played at UConn between 1975-76, participated in two Super Bowls with the Washington Redskins. He played in Super Bowl XVII in 1982 which the

SEATTLE SEAHAWKS

Bill Cooke	1971
Deshon Foxx	2014
David Franks	1988
Dave Greenhalgh	1978
Zach Hurd	2010
Matt Latham	1984
Shamar Stephen	2013

TAMPA BAY BUCCANEERS


Danny Lansanah	2007
Robert McClain	2009
Dan Orlovsky	2004
Moe Petrus	2011
Shane Stafford	1998
Andrew Adams	2015

TENNESSEE TITANS

Yavin Smallwood	2013
Gary Wilburn	2011
Nick Williams	2012
Blidi Wreh-Wilson	2012

WASHINGTON REDSKINS

Terry Caulley	2006
Milt Dropo	1946
Alfred Fincher	2004
Nick Giaquinto	1976
Lenny King	1957
Brian Kozlowski	1992
Kendall Reyes	2011
Walt Trojanowski	1949
Nick Williams	2012



Dan Orlovsky is entering his 12th NFL season and is now a member



UConn AND THE CFL



The University of Connecticut has a long tradition of sending players to the Canadian Football League – both Canadian natives as “non-import” players and natives of the United States.

UConn center Alex Mateas, a native of Ottawa, was selected as the top overall pick in the 2015 CFL Draft by the Ottawa REDBLACKS. In his rookie year of 2015, he and his Ottawa teammates advanced to the Grey Cup championship game. Their team then won the 2016 Grey Cup over Calgary, 39-33.

Former Husky tight end Martin Bedard has won Grey Cup Championships with the Montreal Alouettes in 2009 and '11 and also played in the 2012 Grey Cup final. He played his seventh year with the team in 2015.

Two former Huskies – Jordan Younger and Danny Desriveaux – played for the 2012 Grey Cup Champion Toronto Argonauts. Younger had a nine-year CFL career and is now an assistant coach for Toronto.

Larry Taylor was a nine-year veteran of the league with Montreal, Calgary and Toronto. He was with Montreal from 2008-10 and won a pair of Grey Cup titles. He was the 2009 CFL Special Teams Player of the Year. As a rookie in 2008, he returned two punts for a touchdown in the East Division final games vs. Edmonton.



Former UConn tight end Martin Bedard, who graduated in 2008, was one of four former Huskies that were on the 2009 Montreal Alouettes team that won the Grey Cup in November 2009.

UConn PLAYERS AND THEIR CFL TEAMS

(Listed with their final year at UConn)

BRITISH COLUMBIA LIONS

Ed Enos	1956
Jason Ward	2006
O'Neill Wilson	2006
Julius Williams	2009

CALGARY STAMPEDERS

Hergy Mayala	2018
Shawn Mayne	2005
Larry Taylor	2007

EDMONTON ESKIMOS

Vontae Diggs	2017
Reuben Frank	2014
Maurice Lloyd	2004
Julius Williams	2009
Jordan Younger	1999

HAMILTON TIGER-CATS

Terry Caulley	2003
John Delahunt	2012
John Green	2017
James Hargrave	2005
Moe Petrus	2010
O'Neil Wilson	2003

MONTREAL ALOUETTES

Martin Bedard	2008
Danny Desriveaux	2004
Jesse Joseph	2014
Shawn Mayne	2005
Trey Rutherford	2016
Larry Taylor	2007
O'Neil Wilson	2003

OTTAWA REDBLACKS

John Delahunt	2012
Alex Mateas	2015
Noel Thomas	2017

OTTAWA ROUGH RIDERS

Pete Petrillo	1968
Noel Thomas	2016
Alex Mateas	2015

SASKATCHEWAN ROUGHRIDERS

Maurice Lloyd	2004
Shawn Mayne	2005
B.J. McBryde	2014


TORONTO ARGONAUTS

Danny Desriveaux	2009
Mark Flood	1980
Kashif Moore	2011
Larry Taylor	2007
O'Neil Wilson	2003
Jordan Younger	1999

WINNIPEG BLUE BOMBERS

Brian Herosian	1972
Hakeem Kashama	2002
Shawn Mayne	2005
O'Neil Wilson	2003





UConn quarterback Bryant Shirreffs recorded a pair of 400-yard passing games in 2017. Becoming the second UConn QB to record multiple 400-yard efforts in a season.

Individual Career Records
Year-By-Year Leaders
Single Season Records
Single Game Records
100-Yard Performances
The Last Time
All-Time Defense/ST Touchdowns
Single-Game Opponent Records
Single Season Team Records
Single-Game Team Records
FBS Era Records

FOOTBALL RECORDS



INDIVIDUAL CAREER RECORDS

2019 UCONN FOOTBALL MEDIA GUIDE

TOTAL OFFENSE

YARDS

1.	10421	Dan Orlovsky, 2001-04
2.	9269	Matt DeGennaro, 1987-90
3.	8829	Shane Stafford, 1995-98
4.	7404	Bryant Shirreffs, 2015-17
5.	6126	Ken Sweitzer, 1978-81
6.	4849	Chandler Whitmer, 2012-14
7.	4319	David Pindell, 2017-18
8.	4089	Cornelius Benton, 1987-91
9.	4075	Peter Lane, 1985-86
10.	3848	Tyler Lorenzen, 2007-08
11.	3800	Donald Brown, 2006-08
12.	3790	Rick Robustelli, 1968-70
13.	3771	Zeke Rodgers, 1992-95
14.	3318	Bernie Palmer, 1973-76
15.	3179	Jordan Todman, 2008-10
16.	2946	Pete Petrillo, 1966-68
17.	2681	Lyle McCombs, 2011-13

PLAYS

1.	1710	Dan Orlovsky, 2001-04
2.	1619	Matt DeGennaro, 1987-90
3.	1214	Shane Stafford, 1995-98
4.	1120	Ken Sweitzer, 1978-81
5.	883	Chandler Whitmer, 2012-14
6.	843	Bernie Palmer, 1973-76
7.	803	Peter Lane, 1985-86
8.	774	Rick Robustelli, 1968-70
9.	758	David Pindell, 2017-18
10.	715	Tyler Lorenzen, 2007-08

ALL-PURPOSE YARDS

1.	5295	Tory Taylor, 1995-98
2.	4813	Joe Markus, 1979-82
3.	4386	Jordan Todman, 2008-10
4.	4286	Donald Brown, 2006-08
5.	3642	Lyle McCombs, 2011-13
6.	3535	Mark Didio, 1988-91
7.	3500	Vinny Clements, 1968-70
8.	3386	Wilbur Gilliard, 1992-95



Matt DeGennaro, who played for UConn from 1987-1990, is second in total offense yards with 9,269.



Donald Brown (2006-08) is both the UConn career and single-season leader in rushing carries and yards.

RUSHING

CARRIES

1.	698	Donald Brown, 2006-08
2.	677	Lyle McCombs, 2011-13
3.	616	Jordan Todman, 2008-10
4.	570	Terry Caulley, 2002-06
5.	524	Ed Long, 1991-94
6.	515	Tony Jordan, 1978-80
7.	489	Vinny Clements, 1968-70
8.	484	Wilbur Gilliard, 1992-95
9.	464	Taber Small, 1998-01
10.	454	Cornell Brockington, 2003-05

NET YARDS

1.	3800	Donald Brown, 2006-08
2.	3187	Terry Caulley, 2002-06
3.	3179	Jordan Todman, 2008-10
4.	2681	Lyle McCombs, 2011-13
5.	2624	Wilbur Gilliard, 1992-95
6.	2515	Ed Long, 1991-94
7.	2327	Vinny Clements, 1968-70
8.	2198	Cornell Brockington, 2003-05
9.	1989	Jeff Gallaher, 1985-88
10.	1958	Andre Dixon, 2006-09

YARDS PER RUSH

(Min. 1500 yards/300 att.)

1.	5.6	Terry Caulley, 2002-06
2.	5.4	Wilbur Gilliard, 1992-95
	5.4	Donald Brown, 2006-08
4.	5.2	Jordan Todman, 2008-10
	5.2	Kevin Wesley, 1989-90

YARDS PER GAME

(Min. 1500 yards)

1.	105.8	Vin Clements, 1968-70
2.	102.7	Donald Brown, 2006-08
3.	101.9	Kevin Wesley, 1989-90
4.	88.5	Terry Caulley, 2002-06
5.	85.9	Jordan Todman, 2008-10

*only counts games at running back

RUSHING TOUCHDOWNS

1.	34	Wilbur Gilliard, 1992-95
2.	33	Donald Brown, 2006-08
3.	31	Jordan Todman, 2008-10
4.	31	Terry Caulley, 2002-06
5.	26	Taber Small, 1999-01
6.	25	Cornell Brockington, 2003-05
	25	Walt Trojanowski, 1942, 45-46, 49
8.	24	Ed Long, 1991-94
9.	23	Vinny Clements, 1968-70
10.	22	Arthur Williams, 1925-27

RUSHING -

QUARTERBACKS

RUSHING YARDS

1.	1508	Pete Petrillo, 1966-68
2.	1431	David Pindell, 2017-18
3.	1177	Ken Sweitzer, 1978-81

RUSHING CARRIES


1.	428	Ken Sweitzer, 1978-81
2.	389	Pete Petrillo, 1966-68

RUSHING TOUCHDOWNS

1.	17	Pete Petrillo, 1966-68
2.	15	Ken Sweitzer, 1978-81



Terry Caulley is UConn's second all-time rusher with 3,187 yards from 2002-06.



Dan Orlovsky, a Husky from 2001-04, holds every major passing record.

PASSING

ATTEMPTS

1.	1567	Dan Orlovsky, 2001-04
2.	1319	Matt DeGennaro, 1987-90
3.	1026	Shane Stafford, 1995-98
4.	822	Bryant Shirreffs, 2015-17
5.	714	Chandler Whitmer, 2012-14
6.	712	Rick Robustelli, 1968-70
7.	692	Ken Sweitzer, 1978-81
8.	620	Peter Lane, 1985-86
9.	562	Zach Frazer, 2008-10
	562	Bryant Shirreffs 2015-16
12.	561	Cornelius Benton, 1987-91
12.	538	Zeke Rodgers, 1992-95

COMPLETIONS

1.	916	Dan Orlovsky, 2001-04
2.	803	Matt DeGennaro, 1987-90
3.	563	Shane Stafford, 1995-98
4.	505	Bryant Shirreffs, 2015-17
5.	403	Chandler Whitmer, 2012-14
6.	345	Ken Sweitzer, 1978-81
7.	339	Peter Lane, 1985-86
8.	334	Bryant Shirreffs, 2015-16
9.	332	Cornelius Benton, 1987-91
10.	332	Rick Robustelli, 1968-70
11.	299	Zeke Rodgers, 1992-95
12.	298	Zach Frazer, 2008-10

NET YARDS

1.	10706	Dan Orlovsky, 2001-04
2.	9288	Matt DeGennaro, 1987-90
3.	8975	Shane Stafford, 1995-98
4.	7404	Bryant Shirreffs, 2015-17
5.	5082	Chandler Whitmer, 2012-14
6.	4949	Ken Sweitzer, 1978-81
7.	4179	Peter Lane, 1985-86
8.	4160	Rick Robustelli, 1968-70
9.	4088	Bryant Shirreffs, 2015-16
10.	4035	Cornelius Benton, 1987-91

INDIVIDUAL CAREER RECORDS



2019 UCONN FOOTBALL MEDIA GUIDE

TOUCHDOWN PASSES

1.	84	Dan Orlovsky, 2001-04
2.	73	Shane Stafford, 1995-98
	73	Matt DeGennaro, 1987-90
4.	37	Ken Sweitzer, 1978-81
5.	31	Rick Robustelli, 1968-70
6.	30	Bryant Shirreffs, 2015-17
7.	25	Chandler Whitmer, 2012-14
8.	24	Zeke Rodgers, 1992-95
	24	Cornelius Benton, 1987-91
10.	23	David Pindell, 2017-18
11.	20	Irv Panciera, 1950-52
12.	19	Brian Hoffmann, 1997-99
	19	Peter Lane, 1985-86

INTERCEPTIONS (THROWN)

1.	51	Dan Orlovsky, 2001-04
2.	49	Matt DeGennaro, 1987-90
	49	Rick Robustelli, 1968-70
4.	38	Bernie Palmer, 1974-76
5.	37	Ken Sweitzer, 1978-82
6.	30	Chandler Whitmer, 2012-14
	30	Peter Lane, 1985-86
8.	29	Shane Stafford, 1995-98
9.	28	Irv Panciera, 1950-52
10.	27	Zeke Rodgers, 1992-95

PASSING EFFICIENCY

(Min. 450 att.)

1.	143.4	Shane Stafford, 1995-98
2.	134.0	Bryant Shirreffs, 2015-17
3.	130.9	Matt DeGennaro, 1987-90
4.	127.0	Dan Orlovsky, 2001-04
5.	126.1	Cornelius Benton, 1987-91
6.	119.9	Zeke Rodgers, 1992-95



Kashif Moore (2008-11) is ranked in the top ten of both career receptions and receiving yards.

YARDS PER GAME

(Min. 2500 yards)

1.	232.7	Dan Orlovsky, 2001-04
2.	226.5	Matt DeGennaro, 1987-90
3.	224.4	Shane Stafford, 1995-98
4.	222.5	Chandler Whitmer, 2012-14
5.	212.5	Bryant Shirreffs, 2015-17
5.	209.0	Peter Lane, 1985-86

YARDS PER ATTEMPT

(Min. 450 att.)

1.	8.75	Shane Stafford, 1995-98
2.	7.19	Cornelius Benton, 1987-91
3.	7.15	Ken Sweitzer, 1978-81
4.	7.12	Chandler Whitmer, 2012-14
5.	7.07	Zeke Rodgers, 1992-95

RECEIVING

RECEPTIONS

1.	239	Mark Didio, 1988-91
2.	200	Alex Davis, 1989-92
3.	186	Glenn Antrum, 1985-88
4.	183	Noel Thomas, 2013-16
5.	173	John Fitzsimmons, 1996-00
6.	165	Jeremy Davis, 2011-14
7.	161	David Dunn, 1985-87
8.	159	Brian Kozlowski, 1989-92
9.	145	Carl Bond, 1995-98
10.	126	Kashif Moore, 2008-11
11.	118	Jason Williams, 2002-05

NET YARDS

1.	3535	Mark Didio, 1988-91
2.	2841	John Fitzsimmons, 1996-00
3.	2770	Carl Bond, 1995-98
4.	2567	Alex Davis, 1989-92
5.	2552	Glenn Antrum, 1985-88
6.	2292	Jeremy Davis, 2011-14
7.	2285	David Dunn, 1985-87
8.	2235	Noel Thomas, 2013-16
9.	1961	Keith Hugger, 1979-82
10.	1699	Kashif Moore, 2008-11
11.	1788	Brian Kozlowski, 1989-92
12.	1615	Keron Henry, 2001-04
13.	1522	Tory Taylor, 1995-98
14.	1488	Reggie Eccleston, 1976, 79-80
15.	1485	Brian McGillicuddy, 1982-84
16.	1469	Jason Williams, 2002-05

YARDS PER CATCH

(Min. 1300 yards)

1.	21.6	Dak Newton, 1995-96
2.	19.1	Carl Bond, 1995-98
3.	19.0	Keith Hugger, 1979-82
4.	17.7	Reggie Eccleston, 1976, 79-80

16.4 John Fitzsimmons, 1996-00

YARDS PER GAME

(Min. 1300 yards)

1.	80.3	Mark Didio, 1988-91
2.	73.7	David Dunn, 1985-87
3.	69.9	Dak Newton, 1995-96
4.	63.1	John Fitzsimmons, 1996-00
5.	61.6	Carl Bond, 1995-98



Ryan Griffin (2009-12) was the second-leading tight end receiver in UConn history with 116 receptions for 1,500 yards.

TOUCHDOWN RECEPTIONS

1.	24	Alex Davis, 1989-92
2.	23	John Fitzsimmons, 1996-00
3.	22	Carl Bond, 1995-98
4.	21	Mark Didio, 1988-91
5.	16	David Dunn, 1985-87
6.	15	Ken Miller, 1978-81
7.	14	Glenn Antrum, 1985-88
8.	13	Kashif Moore, 2008-11
	13	Tory Taylor, 1995-98
	13	Dak Newton, 1995-96
	13	Reggie Eccleston, 1976, 79-80

CONSECUTIVE GAMES WITH A RECEPTION

1.	36	Jeremy Davis, 2011-14
	36	John Fitzsimmons, 1996-00
3.	35	Alex Davis, 1989-92
4.	33	Carl Bond, 1996-98
	33	Mark Didio, 1989-91
6.	31	David Dunn, 1985-87

RECEIVING – TIGHT ENDS

RECEPTIONS


1.	159	Brian Kozlowski, 1989-92
2.	116	Ryan Griffin, 2009-12
3.	101	Scott Sweitzer, 1984-87
4.	94	Mike Walsh, 1983-85
5.	93	Ken Miller, 1978-81

NET YARDS

1.	1788	Brian Kozlowski, 1989-92
2.	1500	Ryan Griffin, 2009-12
3.	1313	Ken Miller, 1978-81
4.	1243	Scott Sweitzer, 1984-87
5.	1128	Allan MacLellan, 1973-75
6.	1019	Mike Walsh, 1983-85

TOUCHDOWN RECEPTIONS

1.	15	Ken Miller, 1978-81
2.	10	Dan Murray, 2003-06
	10	Allan MacLellan, 1973-75
	10	Tommy Collins, 1999-02
5.	7	Tyler Davis, 2016-18
6.	6	Mike Walsh, 1983-85
	6	Brian Kozlowski, 1989-92
	6	Tim Lassen, 2001-04



Mark Didio, who played for UConn from 1988-91, holds the records for receptions with 239, net receiving yards with 3,535, and receiving yards per game with 80.3.



INDIVIDUAL CAREER RECORDS

2019 UCONN FOOTBALL MEDIA GUIDE

PUNTING

NUMBER

1. 308	Cole Wagner, 2010-13
2. 271	Adam Coles, 2000-03
3. 234	Rusty Umberger, 1977-80
4. 222	Justin Wain, 2012-16
5. 217	Jim Carriere, 1985-88
6. 209	Mike Morelli, 1996-99
7. 196	Desi Cullen, 2006-09
196	Bernie Palmer, 1973-76
9. 173	Leo Pinsky, 1944, 46-49
10. 166	Neil Gauvin, 1981-83
11. 142	Ralph Tiner, 1967-69

NET YARDS


1. 12539	Cole Wagner, 2010-13
2. 10904	Adam Coles, 2000-03
3. 8751	Justin Wain, 2012-16
4. 8405	Rusty Umberger, 1977-80
5. 8340	Mike Morelli, 1996-99
6. 8224	Jim Carriere, 1985-88
7. 8059	Desi Cullen, 2006-09
8. 6851	Bernie Palmer, 1974-76
9. 6194	Neil Gauvin, 1981-83
10. 6098	Leo Pinsky, 1944, 46-49
11. 5330	Ralph Tiner, 1967-68

AVERAGE: (80+ PUNTS)

1. 41.1	Desi Cullen, 2006-09
2. 40.7	Cole Wagner, 2010-13
3. 40.2	Adam Coles, 2000-03
4. 39.9	Mike Morelli, 1996-99
5. 39.4	Justin Wain, 2012-16
6. 39.3	Chris Pavasaris, 2004-06
7. 38.8	David DeArmas, 1993-95
8. 38.1	Shane Hussar, 2004-05
9. 37.9	Jim Carriere, 1985-88
10. 37.7	Jack Redmond, 1964-65
11. 37.5	Ralph Tiner, 1967-68



Desi Cullen is the career punting average leader with a 41.1 yard mark



Walt Trojanowski (1942, 45-46, 49) is tied for eighth on the career records list in overall touchdowns, tied for fifth in rushing touchdowns and is tied for 13th in total points. The UConn legend passed away in January of 2006.

PUNT RETURNS

NUMBER

1. 99	Joe Markus, 1979-82
2. 98	Larry Taylor, 2004-07
3. 92	David Dunn, 1985-87
4. 85	Mark Chapman, 1989-92
5. 63	Brian Herosian, 1970-72
63	Cliff Hill, 1999-2002
7. 52	Nick Williams, 2009-12
8. 50	Jasper Howard, 2007-09
9. 45	Dak Newton, 1995-96
10. 44	Greg Yodis, 1996-98

NET YARDS

1. 1246	Larry Taylor, 2004-07
2. 1013	Joe Markus, 1979-82
3. 648	Mark Chapman, 1989-92
4. 628	David Dunn, 1985-87
5. 526	Brian Herosian, 1970-72
6. 504	Jasper Howard, 2007-09
7. 470	Nick Williams, 2009-12
8. 427	Greg Yodis, 1996-98
9. 396	Matt Latham, 1982-84
10. 375	Dak Newton, 1995-96

TOUCHDOWNS

1. 4	Larry Taylor, 2004-07
	Nick Williams, 2009-12
3. 3	Jordan Younger, 1996-99
3	Matt Latham, 1982-84
5. 2	Carl Bond, 1995-98
2	Joe Markus, 1979-82
2	Pete Rostosky, 1980-82
8. 1	20 Players Tied

YARDS PER RETURN

(Min. 40 returns)

1. 12.7	Larry Taylor, 2004-07
2. 10.2	Joe Markus, 1979-82
3. 10.1	Jasper Howard, 2007-09
4. 9.7	Greg Yodis, 1996-98
5. 9.2	Matt Latham, 1982-84

KICKOFF RETURNS

NUMBER

1. 89	Tory Taylor, 1995-98
2. 79	Nick Williams, 2009-12
3. 77	Arkeel Newsome, 2014-17
4. 57	Joe Markus, 1979-82
5. 55	George Boothe, 1986-88
6. 52	Jordan Younger, 1996-99
7. 48	Mark Chapman, 1989-92
8. 47	Nick Giaquinto, 1975-76
9. 44	Jason Dellaselva, 2000-02
10. 41	Gary DuBose, 1982-84
11. 39	Larry Taylor, 2004-07

NET YARDS

1. 2045	Nick Williams, 2009-12
2. 1868	Tory Taylor, 1995-98
3. 1623	Arkeel Newsome, 2014-17
4. 1438	George Boothe, 1986-88
5. 1186	Joe Markus, 1979-82
6. 1104	Jordan Younger, 1996-99
7. 1031	Larry Taylor, 2004-07
8. 1005	Mark Chapman, 1989-92
9. 1004	Nick Giaquinto, 1975-76
10. 980	Tyvon Branch, 2004-07
11. 944	Jason Dellaselva, 2000-02

TOUCHDOWNS

1. 2	Tyvon Branch, 2004-07
2	Nick Williams, 2009-2012
2	Robbie Frey 2008-10
2. 1	Darius Butler, 2005-09
1	Larry Taylor, 2004-07
1	Jordan Younger, 1996-99
1	Tory Taylor, 1995-98
1	George Boothe, 1986-88
1	Gary DuBose, 1982-84
1	Ted Walton, 1976-79
1	Herb DeGraffe, 1975-77
1	Rich Hedgepeth, 1974-76
1	Nick Giaquinto, 1975-76
1	Richard Mason, 1973-76
1	Mike Zito, 1968-69

YARDS PER RETURN

(Min. 40 returns)

1. 34.5	Arkeel Newsome, 2014-17
2. 26.1	George Boothe, 1986-88
3. 25.9	Nick Williams, 2009-12
4. 25.6	Darius Butler, 2005-08
5. 21.6	Gary DuBose, 1982-84
6. 21.5	Jason Dellaselva, 2000-02
7. 21.4	Nick Giaquinto, 1975-76

INDIVIDUAL CAREER RECORDS

2019 UCONN FOOTBALL MEDIA GUIDE



Nick Williams (2009-12) is first in UConn history in kickoff return yardage with 2,045 yards and seventh in punt returns with 470.

SCORING

OVERALL TOUCHDOWNS

1. 35	Donald Brown, 2006-08
	Wilbur Gilliard, 1992-95
3. 34	Terry Caulley, 2002-06
4. 32	Jordan Todman, 2008-10
4. 28	Taber Small, 1998-01
5. 27	Cornell Brockington, 2003-05
27	Vinny Clements, 1968-70
7. 26	Tory Taylor, 1995-98
8. 25	Carl Bond, 1995-98
25	Walt Trojanowski, 1942, 45-46, 49
25	Arthur Williams, 1925-27
12. 24	Alex Davis, 1989-92
13. 23	John Fitzsimmons, 1996-00
14. 22	Jeff Gallaher, 1985-88

PAT/KICK

1. 128/129	Dave Teggart, 2008-11
2. 124/135	Matt Nuzie, 2003-06
3. 99/111	Nick Sosik, 1990-93
4. 88/96	Rob Moons, 1987-90
5. 82/86	Marc Hickok, 1999-02
6. 64/69	Tony Ciaravino, 2006-08
7. 62/65	Domingos Carlos, 1981-83
8. 61/67	Bobby Puyol, 2012-16
9. 57/62	Mark Carter, 1985-87
10. 55/60	Jim McManus, 1998
55/63	David DeArmas, 1993-95
55/59	Bob Segar, 1978-80
55/63	Greg Sinay, 1973-76

FIELD GOALS/ATTEMPTS

1. 67/74	Dave Teggart, 2008-11
2. 45/78	Matt Nuzie, 2003-06
3. 39/51	Bobby Puyol, 2012-16
3. 36/52	Domingos Carlos, 1981-83
4. 33/44	Tony Ciaravino, 2006-08
5. 31/52	Nick Sosik, 1990-92
6. 30/42	David DeArmas, 1993-95
7. 27/38	Marc Hickok, 1999-2002


TOTAL POINTS

1. 350	Dave Teggart, 2008-11
2. 259	Matt Nuzie, 2003-06
3. 210	Donald Brown, 2006-08
210	Wilbur Gilliard, 1992-95
5. 206	Terry Caulley, 2002-06
6. 192	Jordan Todman, 2008-10
192	Nick Sosik, 1990-92
8. 178	Bobby Puyol, 2012-16
9. 170	Domingos Carlos, 1981-83
10. 168	Taber Small, 1998-01
11. 167	Vinny Clements, 1968-70
12. 163	Tony Ciaravino, 2006-08
	Marc Hickok, 1999-02
15. 162	Cornell Brockington, 2003-05
16. 156	Tory Taylor, 1995-98

DEFENSE

TACKLES (since 1978)

1. 495	John Dorsey, 1980-83
2. 449	Lawrence Wilson, 2007-10
3. 428	Troy Ashley, 1986-89
4. 412	Maurice Lloyd, 2001-04
5. 394	Mike Jansen, 1985-87
6. 393	Vernon Hargreaves, 1981-83
7. 357	Alfred Fincher, 2001-04
8. 344	Paul Duckworth, 1990-93
9. 351	Obi Melifonwu, 2012-16
10. 341	Scott Lutrus, 2007-10
341	Dennis O'Connell, 1976-78



John Dorsey (1980-83) leads the Huskies in career tackles with 495.



Husky Bliid Wreh-Wilson had two interception returns for a touchdown in 2010 to tie for second in school history.

SACKS (since 1979)

1. 30.5	Trevardo Williams, 2009-12
2. 27	Mark Michaels, 1982-85
3. 24	Cody Brown, 2005-08
4. 22.5	Uyi Osunde, 1999-2003
5. 22	Lindsey Witten 2006-09
6. 21.5	Rob Belcuore, 1989-92
7. 19	Steve Beal, 1976-79
19	Tyler King, 2001-04
9. 17	Paul Duckworth, 1990-93
10. 16	Mike Rembish, 1987-90
16	Cole Ormsby, 2013-17

TACKLES FOR LOSS (since 1979)

1. 49 (-219 yds)	Uyi Osunde, 1999-03
2. 47.5 (-142)	Maurice Lloyd, 2001-04
3. 45.5 (-196)	Cody Brown, 2005-08
4. 44.0 (-169)	Sio Moore, 2009-12
5. 43 (-192)	James Hargrave, 2002-05
6. 40.5 (-216)	Trevardo Williams, 2009-12
7. 40 (-177)	Tyler King, 2001-04
8. 35.5/(-133)	Lawrence Wilson, 2007-10
9. 35.5 (-111)	Alfred Fincher, 2001-04
10. 35 (-114)	Danny Lansanah, 2004-07

INTERCEPTIONS

1. 18	Matt Latham, 1982-84
2. 17	Darrell Wilson, 1976, 78-80
17	Lenny King, 1955-57
4. 14	Mark Chapman, 1989-92
14	Ted Walton, 1976-79
6. 13	Robert Vaughn, 2006-09
7. 12	Justin Perkins, 2001-04
12	Jamar Summers, 2014-17
9. 11	Bob Warren, 1969-71
10. 10	Robert McClain, 2006-09
10	Darius Butler, 2005-08
10	Danny Lansanah, 2004-07
10	Dwayne Miller, 1984, 86-88
10	Roy Hopkins, 1998-02
10	Scott Daniels, 1984-87

YARDS (RETURNED)

1. 243	Darrell Wilson, 1976, 78-80
2. 218	Dave Korponai, 1961-63
3. 213	Darius Butler, 2005-08
4. 210	Ted Walton, 1977-79
5. 199	Rich Fenton, 1973-75
6. 180	Rusty Neal, 1987-90
7. 177	Chris Meyer, 2000-02
8. 171	Bliid Wreh-Wilson, 2009-12
9. 162	Danny Lansanah, 2004-07
10. 153	Laban Marsh, 1997-99

INTERCEPTION RETURN TOUCHDOWNS

1. 3	Lawrence Wilson, 2007-10
2. 2	Yawin Smallwood, 2011-13
2	Dwayne Gratz, 2009-12
2	Bliid Wreh-Wilson, 2009-12
2	Darius Butler, 2005-08
2	Scott Lutrus, 2007-10
2	Robert McClain, 2006-09
2	Danny Lansanah, 2004-07
2	Justin Perkins, 2001-04

FUMBLE RETURN TOUCHDOWNS

1. 3	Jeff DeLucia, 1996-99
2. 1	15 Players Tied

• Bold face indicates returning players



Trevardo Williams (2009-12) was the all-time career sack leader at UConn with 30.5 and was sixth in career



YEAR-BY-YEAR LEADERS

2019 UCONN FOOTBALL MEDIA GUIDE

RUSHING

YEAR	NAME	NO	YDS	AVG	TD
1952	Joe Bettencourt	86	377	4.4	8
1953	Buddy Amendola	76	410	5.4	2
1954	Mike Sikora	94	315	3.4	5
1955	Lenny King	132	494	3.8	2
1956	Lenny King	176	777	4.4	13
1957	Larry Day	116	526	4.5	3
1958	Bill Minnerly	93	407	4.4	5
1959	Bill Minnerly	103	470	4.6	4
1960	Bill Minnerly	97	409	4.2	3
1961	Dave Korponai	52	296	5.7	2
1962	Dave Roberts	61	236	3.8	2
1963	Brian Smith	69	247	3.6	2
1964	Scip Tucker	74	251	3.4	3
1965	Bob Quist	81	284	4.6	3
	Don Brown	61	284	4.6	1
1966	Bill DiYeso	37	252	6.8	2
1967	Pete Petrillo	160	676	4.2	8
1968	Vinny Clements	186	962	5.2	7
1969	Vinny Clements	242	1060	4.4	9
1970	Ray Jackson	129	608	4.7	5
1971	Lou Allen	137	458	3.3	9
1972	Pat D'Onofrio	111	428	3.9	2
1973	Eric Torkelson	276	1233	4.5	8
1974	Russ Clarke	143	512	3.6	4
1975	Nick Giaquinto	80	420	5.3	2
1976	Nick Giaquinto	185	911	4.9	5
1977	Robin Anderson	126	487	3.9	0
1978	Tony Jordan	179	741	4.1	3
1979	Tony Jordan	209	734	3.5	0
1980	Tony Jordan	127	508	4.0	2
1981	Joe Markus	120	601	5.0	6
1982	Joe Markus	174	532	3.1	4
1983	Billy Parks	249	1095	4.4	9
1984	Billy Parks	175	682	3.9	3
1985	Jeff Gallaher	71	364	5.1	3
1986	Jeff Gallaher	148	592	4.0	5
1987	Jeff Gallaher	146	715	4.9	8
1988	George Boothe	213	1002	4.7	11
1989	Kevin Wesley	199	1162	5.8	10
1990	Kevin Wesley	131	570	4.4	4
1991	Ed Long	155	681	4.4	11
1992	Ed Long	163	900	5.5	8
1993	Wilbur Gilliard	215	1099	5.1	17
1994	Ed Long	103	461	4.5	4
1995	Tory Taylor	208	1262	6.1	6
1996	Hezekiah Faison	127	569	4.5	4
1997	Recolon Jumpy	155	815	5.3	9
1998	Barry Chandler	169	809	4.8	10
1999	Taber Small	199	757	3.8	14
2000	Taber Small	161	560	3.5	8
2001	Taber Small	100	326	3.3	4
2002	Terry Caulley	220	1247	5.7	15
2003	Cornell Brockington	131	643	4.9	10
2004	Cornell Brockington	238	1218	5.1	11
2005	Terry Caulley	141	659	4.7	6
2006	Donald Brown	161	896	5.6	7
2007	Andre Dixon	167	828	5.0	3
2008	Donald Brown	367	2083	5.7	18
2009	Jordan Todman	235	1188	5.1	14
2010	Jordan Todman	334	1695	5.1	14
2011	Lyle McCombs	275	1151	4.2	7
2012	Lyle McCombs	243	860	3.5	6
2013	Lyle McCombs	159	670	4.2	5
2014	Ron Johnson	114	429	3.8	3
2015	Arkeel Newsome	183	792	4.3	6
2016	Arkeel Newsome	147	715	4.9	6
2017	Kevin Mensah	126	592	4.5	4
2018	David Pindell	212	1139	5.4	10

* by yardage

PASSING

YEAR	NAME	ATT	COMP	INT	YDS	TD
1952	Irv Panciera	158	81	8	1048	11
1953	Jim DiGiorno	61	18	11	269	1
1954	Jim DiGiorno	72	23	8	266	2
1955	Jim DiGiorno	68	34	6	380	4
1956	John Livieri	34	13	2	185	2
1957	Gerry D'Avolio	44	9	5	150	2
1958	Harry Drivas	109	47	10	602	6
1959	Harry Drivas	83	39	9	510	3
1960	Tom Kopp	48	12	3	205	0
1961	Joe Klimas	47	14	5	284	3
1962	Lou Aceto	109	45	10	434	4
1963	Lou Aceto	73	45	3	451	4
1964	Lou Aceto	110	54	9	666	5
1965	Dave Whaley	185	77	13	847	3
1966	Paul Gruner	81	27	4	412	1
1967	Pete Petrillo	130	52	11	595	3
1968	Rick Robustelli	111	53	9	565	1
1969	Rick Robustelli	283	132	20	1565	14
1970	Rick Robustelli	318	147	20	2030	16
1971	Ray Tellier	130	55	7	708	3
1972	Ray Tellier	144	64	11	829	1
1973	Lou Mancari	134	56	8	610	8
1974	Bernie Palmer	99	45	6	429	3
1975	Bernie Palmer	147	63	11	652	2
1976	Bernie Palmer	223	109	16	1427	4
1977	Maron Clark	137	63	9	661	2
1978	Ken Sweitzer	109	48	6	541	5
1979	Alan Arison	153	61	9	624	7
1980	Ken Sweitzer	252	127	11	2014	16
1981	Ken Sweitzer	282	145	18	2190	15
1982	Rob Trivella	77	19	9	989	4
1983	Larry Corn	227	107	8	1198	7
1984	Chris Riley	203	99	12	1360	9
1985	Peter Lane	292	152	18	1973	7
1986	Peter Lane	328	187	12	2206	12
1987	Matt DeGennaro	199	193	13	2206	18
1988	Matt DeGennaro	387	238	13	2633	17
1989	Matt DeGennaro	356	212	15	2472	17
1990	Matt DeGennaro	257	160	21	1977	8
1991	Cornelius Benton	376	217	14	2701	18
1992	Tom DeSarno	170	79	5	817	3
1993	Zeke Rodgers	245	139	12	1705	7
1994	Zeke Rodgers	135	72	8	968	8
1995	Shane Stafford	182	99	8	1492	17
1996	Shane Stafford	270	144	6	2330	17
1997	Shane Stafford	296	164	10	2814	23
1998	Shane Stafford	278	156	5	2339	22
1999	Brian Hoffmann	264	149	13	1681	11

2000	Ryan Tracey	292	159	5	1984	15
2001	Dan Orlovsky	289	128	11	1379	9
2002	Dan Orlovsky	366	221	11	2488	19
2003	Dan Orlovsky	475	279	14	3485	33
2004	Dan Orlovsky	457	288	15	3354	23
2005	Matt Bonislowski	162	82	7	836	6
2006	Matt Bonislowski	163	75	3	843	5
2007	Tyler Lorenzen	347	197	6	2367	13
2008	Tyler Lorenzen	162	79	8	869	3
2009	Zach Frazer	218	116	9	1461	10
2010	Zach Frazer	261	136	6	1425	5
2011	Johnny McEntee	335	172	8	2110	12
2012	Chandler Whitmer	361	208	9	2664	9
2013	Casey Cochran	175	111	4	1293	11
2014	Chandler Whitmer	224	124	8	1522	11
2015	Bryant Shirreffs	279	168	8	2078	9
2016	Bryant Shirreffs	166	283	6	2010	7
2017	Bryant Shirreffs	171	260	5	2287	14
2018	David Pindell	186	314	13	1962	19

* by attempts

RECEIVING

YEAR	NAME	NO	YARDS	TD
1952	Joe Bettencourt	26	412	4
1953	Phil Tinsley	8	184	na
1954	Ron Rymash	22	281	2
1955	Lenny King	16	223	2
1956	Ron Vernet	7	171	0
1957	Larry Day	7	82	2
1958	Bob Horan	12	164	2
1959	Gerry D'Avolio	14	258	1
1960	Tony Magaletta	5	119	0
1961	Ken Luciani	5	118	1
1962	Dave Korponai	17	201	4
1963	Dave Korponai	20	167	0
1964	Gary Blackney	12	163	0
1965	John Billingslea	16	150	0
	Gary Blackney	16	119	1
1966	Steve Price	9	70	0
1967	John Crisp	32	377	1
1968	Paul Tortolani	29	367	0
1969	John Crisp	46	484	6
1970	Keith Kraham	36	610	8
1971	Greg Andrews	19	342	2
1972	Greg Andrews	31	461	1
1973	Allan MacLellan	31	520	8
1974	Allan MacLellan	32	392	2
1975	Allan MacLellan	21	216	0
1976	Bob Farbotko	23	375	0
1977	Bob Farbotko	22	277	2
1978	Ken Sweitzer	18	215	2
1979	Reggie Eccleston	26	285	3
1980	Reggie Eccleston	50	1081	9
1981	Keith Huggar	57	1145	7
1982	Keith Huggar	25	511	1
1983	Brian McGillicuddy	39	566	0
1984	Brian McGillicuddy	47	712	5
1985	Mike Walsh	47	491	2
1986	David Dunn	57	854	5
1987	David Dunn	66	790	8
1988	Glenn Antrun	77	1130	7
1989	Mark Didio	62	867	3
1990	Mark Didio	78	1153	10
1991	Mark Didio	88	1354	8
1992	Alex Davis	57	760	8
1993	Monte Nowden	52	756	4
1994	Brian Reid	36	516	4
1995	Dak Newton	24	474	5
1996	Dak Newton	44	993	8
1997	Carl Bond	51	1178	6
1998	Carl Bond	61	1004	11
1999	John Fitzsimmons	59	785	5
2000	Steve O'Connor	50	678	2
2001	Cliff Hill	40	397	1
2002	Tommy Collins	39	497	6
2003	Shaun Feldeisen	65	860	7
2004	Keron Henry	67	891	5
2005	Jason Williams	32	315	5
2006	Larry Taylor	29	261	1
2007	Terence Jeffers	44	582	5
2008	Kashif Moore	27	273	1
2009	Marcus Easley	48	893	8
2010	Mike Smith	46	615	2
2011	Isiah Moore	43	566	0
2012	Jeremy Davis	44	613	1
2013	Jeremy Davis	71	1085	3
2014	Jeremy Davis	44	521	3
2015	Noel Thomas	54	719	9
2016	Noel Thomas	100	1179	3
2017	Hergy Mayala	43	615	7
2018	Hergy Mayala	40	361	5

* by receptions

TOTAL OFFENSE

YEAR	NAME	PLAYS	YARDS	TD
1952	Irv Panciera	190	1008	12
1953	Buddy Amendola	76	410	2
1954	Mike Sikora	94	315	5
1955	Lenny King	136	519	2
1956	Lenny King	196	938	14
1957	Larry Day	116	626	3
1958	Harry Drivas	141	644	8
1959	Harry Drivas	111	475	4
1960	Bill Minnerly	97	409	3
1961	Dave Korponai	52	296	2
1962	Lou Aceto	168	376	4
1963	Lou Aceto	108	391	4
1964	Lou Aceto	184	702	5
1965	Dave Whaley	281	856	3
1966	Paul Gruner	179	549	1
1967	Pete Petrillo	290	1271	11
1968	Pete Petrillo	235	1132	14
1969	Rick Robustelli	311	1352	14
1970	Rick Robustelli	338	1901	16
1971	Ray Tellier	227	770	3

1972	Ray Tellier	235	962	7
1973	Eric Torkelson	276	1233	8
1974	Bernie Palmer	148	610	3
1975	Bernie Palmer	240	697	6
1976	Bernie Palmer	361	1617	12
1977	Maron Clark	241	1000	5
1978	Ken Sweitzer	216	894	10
1979	Tony Jordan	209	734	0
1980	Ken Sweitzer	389	2433	20
1981	Ken Sweitzer	433	2571	20
1982	Rob Trivella	255	1053	6
1983	Larry Corn	341	1334	8
1984	Chris Riley	265	1188	10
1985	Peter Lane	393	1954	14
1986	Peter Lane	410	2121	13
1987	Matt DeGennaro	417	2228	21
1988	Matt DeGennaro	468	2681	21
1989	Matt DeGennaro	426	2418	20
1990	Matt DeGennaro	308	1938	21
1991	Cornelius Benton	442	2758	19
1992	Zeke Rodgers	186	1087	10
1993	Zeke Rodgers	299	1686	7
1994	Brandon Bailey	181	988	7
1995	Shane Stafford	250	1497	11
1996	Shane Stafford	318	2311	17
1997	Shane Stafford	337	2729	23
1998	Shane Stafford	317	2283	22
1999	Brian Hoffmann	357	1918	11
2000	Ryan Tracey	334	1992	16
2001	Dan Orlovsky	300	1262	11
2002	Dan Orlovsky	416	2402	23
2003	Dan Orlovsky	505	3444	33
2004	Dan Orlovsky	489	3313	23
2005	Matt Bonislawski	224	1075	9
2006	D. J. Hernandez	229	1071	11
2007	F. J. Lorenzen	480	2695	14
2008	Donald Brown	367	2083	18
2009	Jordan Todman	256	1373	14
2010	Jordan Todman	334	1695	14
2011	Johnny McEntee	390	2110	0
2012	Chandler Whitmer	424	2664	9
2013	Casey Cochran	185	1280	12
2014	Chandler Whitmer	299	1591	13
2015	Bryant Shirreffs	433	2581	12
2016	Bryant Shirreffs	427	2487	9
2017	Bryant Shirreffs	350	2487	14
2018	David Pindell	526	3093	10

INDIVIDUAL SINGLE-SEASON RECORDS

2019 UCONN FOOTBALL MEDIA GUIDE



Jordan Todman is the third-leading rusher in career history and had two 1,000-yard rushing seasons.

TOTAL OFFENSE

NET YARDS

1.	3444	Dan Orlovsky, 2003
2.	3313	Dan Orlovsky, 2004
3.	3093	David Pindell, 2018
4.	2758	Cornelius Benton, 1991
5.	2729	Shane Stafford, 1997
6.	2695	Tyler Lorenzen, 2007
7.	2581	Bryant Shirreffs, 2015
8.	2681	Matt DeGennaro, 1988
9.	2571	Ken Sweitzer, 1981
10.	2503	Chandler Whitmer, 2012
11.	2487	Bryant Shirreffs, 2017
12.	2433	Ken Sweitzer, 1980
13.	2418	Matt DeGennaro, 1989
14.	2402	Dan Orlovsky, 2002
15.	2311	Shane Stafford, 1996
16.	2336	Bryant Shirreffs, 2016
17.	2283	Shane Stafford, 1998
18.	2232	Matt DeGennaro, 1987

PLAYS

1.	565	Dan Orlovsky, 2003
3.	526	David Pindell, 2018
2.	489	Dan Orlovsky, 2004
3.	480	Tyler Lorenzen, 2007
4.	468	Matt DeGennaro, 1988
5.	442	Cornelius Benton, 1991
6.	433	Bryant Shirreffs, 2015
7.	433	Ken Sweitzer, 1981
8.	427	Bryant Shirreffs, 2016
9.	426	Matt DeGennaro, 1989
10.	424	Chandler Whitmer, 2012
11.	417	Matt DeGennaro, 1987

ALL-PURPOSE YARDS

1.	2208	Donald Brown, 2008
2.	1896	Joe Markus, 1981
3.	1844	Jordan Todman, 2010
4.	1879	Jordan Todman, 2009
5.	1821	Vinny Clements, 1969
6.	1766	George Boothe, 1988
7.	1686	Arkeel Newsome, 2015
8.	1653	Nick Giaquinto, 1976
9.	1635	Tory Taylor, 1998
10.	1572	Tory Taylor, 1995

RUSHING

CARRIES

1.	367	Donald Brown, 2008
2.	334	Jordan Todman, 2010
3.	276	Eric Torkelson, 1973
4.	275	Lyle McCombs, 2011
5.	249	Billy Parks, 1983
6.	243	Lyle McCombs, 2012
7.	242	Vinny Clements, 1969
8.	238	Cornell Brockington, 2004
9.	235	Jordan Todman, 2009
10.	225	Kevin Mensah, 2018

NET YARDS

1.	2083	Donald Brown, 2008
2.	1695	Jordan Todman, 2010
3.	1262	Tory Taylor, 1995
4.	1247	Terry Caulley, 2002
5.	1233	Eric Torkelson, 1973
6.	1218	Cornell Brockington, 2004
7.	1188	Jordan Todman, 2009
8.	1162	Kevin Wesley, 1989
9.	1151	Lyle McCombs, 2011
10.	1099	Wilbur Gilliard, 1993
11.	1095	Billy Parks, 1983
12.	1093	Andre Dixon, 2009
13.	1060	Vinny Clements, 1969
14.	1045	Kevin Mensah, 2018
15.	1002	George Boothe, 1988

YARDS PER GAME (MIN. 1,000 YARDS)

1.	160.2	Donald Brown, 2008
2.	141.2	Jordan Todman, 2010
3.	124.7	Terry Caulley, 2002
4.	117.8	Vin Clements, 1969
5.	116.2	Kevin Wesley, 1989

TOUCHDOWNS

1.	22	Walt Trojanowski, 1945
2.	18	Donald Brown, 2008
3.	17	Wilbur Gilliard, 1993
4.	15	Terry Caulley, 2002
5.	14	Jordan Todman, 2010
6.	14	Jordan Todman, 2009
7.	14	Andre Dixon, 2009
8.	14	Taber Small, 1999
9.	14	Arthur Williams, 1926
10.	12	Lenny King, 1956

CONSECUTIVE GAMES WITH RUSHING TD

1.	8	Taber Small, 1999
2.	8	Terry Caulley, 2002-03
3.	6	Jordan Todman, 2009
4.	6	Donald Brown, 2008
5.	6	Jeff Gallaher, 1987-88
6.	5	Ed Nook, 1995

CONSECUTIVE GAMES WITH 100 YARDS

1.	8	Donald Brown, 2008
2.	6	Terry Caulley, 2002-03
3.	5	Jordan Todman, 2010
4.	5	Vin Clements, 1968
5.	4	Jordan Todman, 2010
6.	4	Wilbur Gilliard, 1995
7.	4	Kevin Wesley, 1989
8.	4	David Pindell, 2018

RUSHING —

QUARTERBACKS

CARRIES

1.	212	David Pindell, 2018
2.	160	Pete Petrillo, 1967
3.	154	Bryant Shirreffs, 2015
4.	154	Irv Panciera, 1951
5.	151	Ken Sweitzer, 1981
6.	144	Bryant Shirreffs, 2016
7.	137	Ken Sweitzer, 1980

NET YARDS

1.	1142	David Pindell, 2018
2.	676	Pete Petrillo, 1967
3.	620	Pete Petrillo, 1968
4.	503	Bryant Shirreffs, 2015
5.	420	Irv Panciera, 1951
6.	419	Ken Sweitzer, 1980

TOUCHDOWNS

1.	10	David Pindell, 2018
2.	8	Pete Petrillo, 1968
3.	8	Pete Petrillo, 1967
4.	5	Ken Sweitzer, 1981
5.	5	Ken Sweitzer, 1978
6.	4	Tyler Lorenzen, 2008
7.	4	Dan Orlovsky, 2002
8.	4	Ken Sweitzer, 1980

PASSING

ATTEMPTS

1.	475	Dan Orlovsky, 2003
2.	457	Dan Orlovsky, 2004
3.	387	Matt DeGennaro, 1988
4.	376	Cornelius Benton, 1991
5.	366	Dan Orlovsky, 2002
6.	361	Chandler Whitmer, 2012
7.	356	Matt DeGennaro, 1989
8.	347	Tyler Lorenzen, 2007
9.	335	Johnny McEntee, 2011
10.	328	Peter Lane, 1986

COMPLETIONS

1.	288	Dan Orlovsky, 2004
2.	279	Dan Orlovsky, 2003
3.	238	Matt DeGennaro, 1988
4.	221	Dan Orlovsky, 2002
5.	217	Cornelius Benton, 1991
6.	212	Matt DeGennaro, 1989
7.	208	Chandler Whitmer, 2012
8.	197	Tyler Lorenzen, 2007
9.	193	Matt DeGennaro, 1987
10.	187	Peter Lane, 1986

NET YARDS

1.	3485	Dan Orlovsky, 2003
2.	3354	Dan Orlovsky, 2004
3.	2814	Shane Stafford, 1997
4.	2701	Cornelius Benton, 1991
5.	2664	Chandler Whitmer, 2012
6.	2633	Matt DeGennaro, 1988
7.	2488	Dan Orlovsky, 2002
8.	2472	Matt DeGennaro, 1989
9.	2367	Tyler Lorenzen, 2007
10.	2339	Shane Stafford, 1998
11.	2330	Shane Stafford, 1996
12.	2287	Bryant Shirreffs, 2017
13.	2206	Matt DeGennaro, 1987
14.	2206	Peter Lane, 1986
15.	2190	Ken Sweitzer, 1981
16.	2110	Johnny McEntee, 2011



INDIVIDUAL SINGLE-SEASON RECORDS

2019 UCONN FOOTBALL MEDIA GUIDE

TOUCHDOWNS

1.	33	Dan Orlovsky, 2003
2.	30	Bryant Shirreffs, 2017
3.	23	Shane Stafford, 1997
	23	Dan Orlovsky, 2004
5.	22	Shane Stafford, 1998
6.	21	Matt DeGennaro, 1990
7.	19	Dan Orlovsky, 2002
	19	David Pindell, 2018
9.	18	Cornelius Benton, 1991
	18	Matt DeGennaro, 1987
11.	17	Shane Stafford, 1996
	17	Matt DeGennaro, 1989
	17	Matt DeGennaro, 1988

CONSECUTIVE GAMES W/A TD PASS

1.	25	Dan Orlovsky, 2002-04
2.	21	Shane Stafford, 1996-98
3.	13	Matt DeGennaro, 1987-88
4.	12	Matt DeGennaro, 1989-90

MOST INTERCEPTIONS

1.	20	Rick Robustelli, 1970
	20	Rick Robustelli, 1969
3.	19	Rob Trivella, 1982
4.	18	Peter Lane, 1985
	18	Ken Sweitzer, 1981

LEAST INTERCEPTIONS (MIN. 150 ATT.)

1.	3	Matt Bonislawski, 2006
2.	4	Casey Cochran, 2013
3.	5	Ryan Tracey, 2000
	5	Shane Stafford, 1998
	5	Bryant Shirreffs, 2017
5.	6	Zach Frazer, 2010
6.	6	Tyler Lorenzen, 2007
	6	Shane Stafford, 1996
	6	Bryant Shirreffs, 2016
9.	7	Matt Bonislawski, 2005
10.	8	Bryant Shirreffs, 2015
	8	Chandler Whitmer, 2014
	8	Johnny McEntee, 2011
	8	Tyler Lorenzen, 2008
	8	Shane Stafford, 1995
	8	Matt DeGennaro, 1990
	8	Larry Corn, 1983

PASSING EFFICIENCY (MIN. 150 ATT.)

1.	154.2	Shane Stafford, 1997
2.	153.6	Bryant Shirreffs, 2017
3.	149.3	Shane Stafford, 1998
4.	147.9	Matt DeGennaro, 1990
5.	142.2	Shane Stafford, 1996
6.	141.7	Casey Cochran, 2013

YARDS PER GAME

1.	290.4	Dan Orlovsky, 2003
2.	279.5	Dan Orlovsky, 2004
3.	270.1	Cornelius Benton, 1991
4.	259.9	Shane Stafford, 1998
5.	255.8	Shane Stafford, 1997

YARDS PER ATTEMPT (MIN. 150 ATT.)

1.	9.51	Shane Stafford, 1997
2.	8.63	Shane Stafford, 1996
3.	8.41	Shane Stafford, 1998
4.	8.19	Shane Stafford, 1995
5.	7.99	Ken Sweitzer, 1980

PASS RECEIVING

RECEPTIONS

1.	100	Noel Thomas, 2016
2.	88	Mark Didio, 1991
3.	78	Mark Didio, 1990
4.	77	Glenn Antrum, 1988
5.	72	Alex Davis, 1991
6.	71	Jeremy Davis, 2013
7.	67	Keron Henry, 2004
8.	66	David Dunn, 1987
9.	65	Shaun Feldeisen, 2003
10.	62	Alex Davis, 1990
	62	Mark Didio, 1989
12.	61	Carl Bond, 1998
13.	59	John Fitzsimmons, 1999
14.	57	Alex Davis, 1992
	57	David Dunn, 1986
	57	Keith Hugger, 1981

YARDS

1.	1354	Mark Didio, 1991
2.	1179	Noel Thomas, 2016
3.	1178	Carl Bond, 1997
4.	1153	Mark Didio, 1990
5.	1145	Keith Hugger, 1981
6.	1130	Glenn Antrum, 1988
7.	1085	Jeremy Davis, 2013
8.	1081	Reggie Eccleston, 1980
9.	1040	John Fitzsimmons, 1998
10.	1004	Carl Bond, 1998
11.	993	Dak Newton, 1996
12.	909	Alex Davis, 1991
13.	893	Marcus Easley, 2009
14.	891	Keron Henry, 2004
15.	867	Mark Didio, 1989



Quarterback Zach Frazer is ninth in school history in passing yards and had an 8-2 record in games he started in during the months of November, December

15.	860	Shaun Feldeisen, 2003
-----	-----	-----------------------

YARDS PER GAME

(MIN. 750 YARDS)

1.	123.1	Mark Didio, 1991
2.	108.1	Reggie Eccleston, 1980
3.	107.1	Carl Bond, 1997
4.	104.8	Mark Didio, 1990
5.	104.1	Keith Hugger, 1981

YARDS PER CATCH (MIN. 750 YARDS)

1.	23.1	Carl Bond, 1997
2.	22.6	Dak Newton, 1996
3.	21.6	Reggie Eccleston, 1980
4.	20.1	Keith Hugger, 1981
5.	19.6	John Fitzsimmons, 1998

TOUCHDOWNS

1.	11	Carl Bond, 1998
2.	10	Mark Didio, 1990
3.	9	O'Neil Wilson, 2003
	9	John Fitzsimmons, 2000
	9	Tory Taylor, 1997
	9	Alex Davis, 1990
	9	Reggie Eccleston, 1980
8.	8	Marcus Easley, 2009
	8	Dak Newton, 1996
	8	Alex Davis, 1992
	8	Mark Didio, 1991
	8	David Dunn, 1987
	8	Allan MacLellan, 1973
	8	Keith Kraham, 1970

PASS RECEIVING –

TIGHT ENDS

RECEPTIONS

1.	51	Brian Kozlowski, 1990
2.	47	Brian Kozlowski, 1991
	47	Mike Walsh, 1985
4.	43	Brian Kozlowski, 1992
5.	39	Tommy Collins, 2002
6.	38	Ken Miller, 1981
7.	37	Scott Sweitzer, 1987
8.	33	Ryan Griffin, 2011
9.	32	Allan MacLellan, 1974
10.	31	Ryan Griffin, 2010
	31	Scott Sweitzer, 1986
	31	Allan MacLellan, 1973
	31	Ken Miller, 1980

YARDS

1.	592	Ken Miller, 1981
2.	563	Brian Kozlowski, 1991
3.	526	Brian Kozlowski, 1992
4.	520	Allan MacLellan, 1973
5.	516	Brian Kozlowski, 1990

TOUCHDOWNS

1.	8	Allan MacLellan, 1973
2.	6	Tyler Davis, 2018
	6	Tommy Collins, 2002
	6	Ken Miller, 1981
5.	4	Steve Brouse, 2007
	4	Mike Walsh, 1983
	4	Ken Miller, 1980
	4	Ken Miller, 1979

INDIVIDUAL SINGLE-SEASON RECORDS



2019 UCONN FOOTBALL MEDIA GUIDE

PUNTING

NUMBER

1.	82	Neil Gauvin, 1983
2.	81	Adam Coles, 2001
3.	80	Cole Wagner, 2011
4.	79	Cole Wagner, 2010
5.	78	Rusty Umberger, 1979
6.	76	Adam Coles, 2002
7.	75	Justin Wain, 2015
	75	Desi Cullen, 2007
9.	74	Justin Wain, 2014
10.	73	Justin Wain, 2016
11.	72	Rusty Umberger, 1977

YARDS

1.	3620	Cole Wagner, 2010
2.	3288	Cole Wagner, 2011
3.	3172	Adam Coles, 2001
4.	3115	Neil Gauvin, 1983
5.	3055	Desi Cullen, 2007
6.	3030	Adam Coles, 2002
7.	3017	Justin Wain, 2016
8.	2868	Justin Wain, 2014
9.	2866	Justin Wain, 2015
10.	2845	Chris Pavasaris, 2006
11.	2829	Cole Wagner, 2013

AVERAGE

1.	42.94	Luke Magliozzi, 2018
1.	42.8	Desi Cullen, 2009
2.	42.0	Adam Coles, 2003
3.	41.3	Cole Wagner, 2010
	41.3	Justin Wain, 2016
4.	41.1	Cole Wagner, 2011
5.	41.0	Jim Carriere, 1988
	41.0	Mike Morelli, 1999
7.	40.8	Mike Morelli, 1998
8.	40.7	Desi Cullen, 2007
9.	40.5	Adam Coles, 2000
	40.5	David DeArmas, 1994

PUNT RETURNS

NUMBER

1.	41	David Dunn, 1985
2.	34	David Sanchez, 2003
	34	Joe Markus, 1981
4.	33	Mike Adams, 1988
5.	31	Larry Taylor, 2007
	31	Mark Chapman, 1992
7.	30	Mark Chapman, 1990
	30	Joe Markus, 1982
9.	28	Jasper Howard, 2008
	28	Cliff Hill, 2001
	28	Mike Nolan, 1988
	28	David Dunn, 1986
	28	Brian Herosian, 1971

YARDS

1.	357	Larry Taylor, 2007
2.	351	Larry Taylor, 2004
3.	342	David Dunn, 1985
4.	315	Joe Markus, 1982
5.	314	Mark Chapman, 1992
6.	306	Jasper Howard, 2008
7.	302	Joe Markus, 1981
8.	283	Larry Taylor, 2005
9.	265	Robert McClain, 2009
10.	255	Larry Taylor, 2006

YARDS PER RETURN (MIN. 200 YDS./15 RET.)

1.	15.9	Jordan Younger, 1999
2.	14.6	Larry Taylor, 2004
3.	12.9	Joe Markus, 1979
4.	12.8	Larry Taylor, 2006
5.	12.6	Reggie McClain, 2009
6.	12.3	Larry Taylor, 2005

TOUCHDOWNS

1.	2	Larry Taylor, 2007
	2	Jordan Younger, 1999
	2	Carl Bond, 1996
	2	Matt Latham, 1983
5.	1	31 Players Tied

KICKOFF RETURNS

NUMBER

1.	41	Tory Taylor, 1998
2.	38	Jordan Younger, 1999
3.	37	Nick Williams, 2011
4.	36	Arkeel Newsome, 2014
5.	34	Carl Bradford, 2000
6.	30	Joe Markus, 1981
7.	27	Tyvon Branch, 2007
8.	26	Eric Torkelson, 1972
	26	Quayvon Skanes, 2017
10.	25	Nick Giaquinto, 1975
11.	24	Lyle McCombs, 2013
	24	Mark Chapman, 1991
	24	Mark Chapman, 1990

YARDS

1.	920	Nick Williams, 2011
2.	849	Tory Taylor, 1998
3.	780	Tyvon Branch, 2007
4.	730	Arkeel Newsome, 2014
5.	704	Carl Bradford, 2000
	704	Jordan Younger, 1999
7.	637	Joe Markus, 1981
8.	620	Robbie Frey, 2009
9.	600	Nick Williams, 2010
10.	599	George Boothe, 1987

YARDS PER RETURN (MIN. 300 YDS./15 RET.)

1.	35.3	Nick Williams, 2010
2.	29.3	Robbie Frey, 2009
3.	28.9	Tyvon Branch, 2007
4.	28.5	George Boothe, 1987
5.	26.3	Vin Clements, 1969
6.	25.9	Ted Walton, 1978
7.	25.8	Mike Zito, 1968

TOUCHDOWNS

1.	2	Nick Williams, 2010
	2	Tyvon Branch, 2007
3.	1	Robbie Frey, 2009
	1	Jordan Todman, 2009
	1	Mike Lang, 2009
	1	Darius Butler, 2005
	1	Larry Taylor, 2004
	1	Jordan Younger, 1998
	1	Tory Taylor, 1998
	1	George Boothe, 1986
	1	Gary DuBose, 1983
	1	Ted Walton, 1978
	1	Herb DeGraffe, 1977
	1	Rich Hedgepeth, 1976
	1	Nick Giaquinto, 1975
	1	Richard Mason, 1975
	1	Mike Zito, 1968

SCORING

TOUCHDOWNS


1.	22	Walt Trojanowski, 1945
2.	18	Donald Brown, 2008
3.	17	Wilbur Gilliard, 1993
4.	16	Terry Caulley, 2002
5.	15	Jordan Todman, 2009
	15	Andre Dixon, 2009
	15	Taber Small, 1999
	15	Arthur Williams, 1926
9.	14	Jordan Todman, 2010
9.	13	Vinny Clements, 1969
	13	Lenny King, 1956

PAT/KICK

1.	55/60	Jim McManus, 1998
2.	47/47	Dave Teggart, 2009
	47/49	Matt Nuzie, 2003
	47/48	Marc Hickok, 2002
5.	45/50	Robb Myers, 1997
6.	37/42	Matt Nuzie, 2004
7.	36/36	Dave Teggart, 2010
7.	36/39	Nick Sosik, 1990
8.	35/37	Rob Moons, 1988
9.	34/37	Rob Moons, 1989
10.	34/38	Tony Ciaravino, 2007

CONSECUTIVE PATS MADE

1.	47	Dave Teggart, 2009
	47	Marc Hickok, 2002
3.	36	Dave Teggart, 2010
4.	31	Matt Nuzie, 2003
5.	29	Rob Moons, 1988



Larry Taylor holds UConn season and career punt return yardage records and UConn's career punt return touchdown record with four.



INDIVIDUAL SINGLE-SEASON RECORDS

2019 UCONN FOOTBALL MEDIA GUIDE



Kicker Dave Teggart graduated from UConn in 2011 as the school's all-time leader in points scored, field goals and extra points.

FIELD GOALS

1.	25/31	Dave Teggart, 2010
2.	22/27	Tony Ciaravino, 2007
3.	22/28	Dave Teggart, 2011
4.	20/28	Matt Nuzie, 2004
5.	17/24	David DeArmas, 1995
6.	16/18	Bobby Puyol, 2015
7.	15/23	Mark Carter, 1986
8.	14/23	Dave Teggart, 2009
9.	13/15	Dave Teggart, 2008
10.	13/18	Bobby Puyol, 2016
11.	12/17	Marc Hickok, 2002
	12/17	Marc Hickok, 2001

CONSECUTIVE FIELD GOALS MADE

1.	11	Dave Teggart, 2008
2.	10	Dave Teggart, 2010
	10	Matt Nuzie, 2004
4.	9	Dave Teggart, 2011
	9	Tony Ciaravino, 2007
	9	David DeArmas, 1994

POINTS

1.	132	Walt Trojanowski, 1945
2.	111	Dave Teggart, 2010
3.	108	Donald Brown, 2008
4.	102	Wilbur Gilliard, 1993
5.	100	Tony Ciaravino, 2007
6.	97	Matt Nuzie, 2004
7.	95	Dave Teggart, 2011
8.	90	Andre Dixon, 2009
	90	Jordan Todman, 2009
	90	Taber Small, 1999
	90	Arthur Williams, 1926

DEFENSE

TACKLES (SINCE 1974)

1.	184	John Dorsey, 1983
2.	154	John Dorsey, 1982
	154	Don Thompson, 1974
4.	149	Vernon Hargreaves, 1982
5.	144	John Dorsey, 1981
6.	140	Lawrence Wilson, 2009
	140	Alfred Fincher, 2004
	140	Troy Ashley, 1989
9.	139	Mike Jansen, 1986
10.	138	Paul Zenkert, 1994
	138	Paul Duckworth, 1993
	138	Mike Jansen, 1987
	138	Vernon Hargreaves, 1983

SACKS (SINCE 1973)

1.	13	Mark Michaels, 1984
	13	Steve Beal, 1978
3.	12.5	Trevardo Williams, 2011
4.	11.5	Lindsay Witten, 2009
5.	11	Cody Brown, 2008
	11	Uyi Osunde, 2003
	11	Bruce Bourgoin, 1993
8.	10	Paul Mariano, 1975
	10	Mike Rembish, 1990
10.	9.5	Uyi Osunde, 2002
	9.5	Rob Belcuore, 1992

TACKLES FOR LOSS (SINCE 1980)

1.	24.5 (-94 yards)	Uyi Osunde, 2003
2.	19 (-40)	Razul Wallace, 2000
3.	18 (-44)	Maurice Lloyd, 2002
	18 (-55)	Khalid Riley, 1998
5.	17 (-85)	Tyler King, 2003
6.	16.5 (-72)	Cody Brown, 2008
	16.5 (-60)	Cody Brown, 2007
8.	16 (-58)	Sio Moore, 2011
9.	16 (-58)	Jamar Wilkins, 2000
10.	15 (-97)	Trevardo Williams, 2011

INTERCEPTIONS

1.	10	Lenny King, 1955
2.	8	Jamar Summers, 2015
	8	Mark Chapman, 1992
	8	Matt Latham, 1983
	8	Darrell Wilson, 1980
6.	7	Robert Vaughn, 2007
	7	Rich Fenton, 1974
8.	6	Justin Perkins, 2003
	6	Roy Hopkins, 2002
	6	Mark Chapman, 1991
	6	Matt Latham, 1982
	6	Ted Walton, 1976
	6	Lenny King, 1956



Alfred Fincher is tied for sixth on the single-season record list in tackles with 140 in 2004.

YARDS (RETURNED)

1.	184	Dave Korponai, 1962
2.	163	Rich Fenton, 1973
	163	Lenny King, 1956
4.	153	Bildi Wreh-Wilson, 2010
5.	140	Darius Butler, 2005
6.	118	Chris Meyer, 2002
7.	112	Robert Vaughn, 2007
8.	108	Ted Walton, 1978
9.	105	Robert McClain, 2008
10.	104	Andrew Adams, 2014

INTERCEPTION RETURN TOUCHDOWNS


1.	2	Bildi Wreh-Wilson, 2010
	2	Robert McClain, 2008
	2	Scott Lutrus, 2007
	2	Justin Perkins, 2004

FUMBLE RETURN TOUCHDOWNS

1.	1	21 Players Tied
----	---	-----------------

BOLD indicates returning player

Uyi Osunde holds the school record



INDIVIDUAL SINGLE-GAME RECORDS



2019 UCONN FOOTBALL MEDIA GUIDE

TOTAL OFFENSE

NET YARDS

1.	466	Casey Cochran vs. Memphis, 2013
2.	465	Bryant Shirreffs vs. USF, 2015
3.	434	Brian Hoffmann vs. Massachusetts, 1998
4.	434	Bryant Shirreffs vs. ECU, 2017
4.	433	Cornelius Benton vs. New Hampshire, 1991
5.	432	Cornelius Benton vs. Yale, 1991
6.	412	Dan Orlovsky vs. Syracuse, 2004
7.	398	Dan Orlovsky vs. Murray State, 2004
8.	369	Cody Endres vs. West Virginia, 2009
9.	362	Zeke Rodgers vs. Boston Univ., 1992
10.	359	Cornelius Benton vs. Yale, 1990
359		Matt DeGennaro vs. Northeastern, 1988
12.	356	Dan Orlovsky vs. Cincinnati, 2002
356		Peter Lane vs. Rhode Island, 1985
14.	355	Ryan Tracey vs. Eastern Michigan, 2000
15.	354	Tyler Lorenzen at Duke, 2007
16.	351	Ken Sweitzer vs. New Hampshire, 1981
17.	343	Dan Orlovsky vs. Western Michigan, 2003
18.	340	Shane Stafford vs. William & Mary, 1998
19.	338	Chandler Whitmer vs. ECU, 2014
20.	335	Matt DeGennaro vs. SMU, 1989

PLAYS

1.	68	Ken Sweitzer vs. New Hampshire, 1981
2.	65	Peter Lane vs. New Hampshire, 1985
3.	64	D.J. Hernandez vs. Cincinnati, 2005
4.	62	Dan Orlovsky vs. Boston College, 2003
62		Ryan Tracey vs. Louisville, 2000
62		Matt DeGennaro vs. Delaware, 1990
62		Matt DeGennaro vs. Boston Univ., 1988
8.	60	Bryant Shirreffs vs. USF, 2015
9.	59	Matt DeGennaro vs. Rhode Island, 1988
10.	58	Dan Orlovsky vs. Georgia Tech, 2004
58		Dan Orlovsky vs. Utah State, 2001
58		Brian Hoffmann vs. James Madison, 1999
13.	57	Dan Orlovsky vs. Syracuse, 2004
57		Matt DeGennaro vs. Northeastern, 1988
57		Rick Robustelli vs. Holy Cross, 1970
16.	56	Casey Cochran vs. Memphis, 2013
56		Dan Orlovsky vs. Cincinnati, 2002
56		Brian Hoffmann vs. Massachusetts, 1998
19.	55	Ryan Tracey vs. Eastern Michigan, 2000
55		Zeke Rodgers vs. Boston Univ., 1992
55		Larry Corn vs. Colgate, 1983

ALL-PURPOSE YARDS

318	Gary DuBose vs. Massachusetts, 1984
-----	-------------------------------------

RUSHING

CARRIES

1.	44	Russ Clarke vs. Vermont, 1974
2.	43	Donald Brown vs. Pittsburgh, 2006
3.	37	Jordan Todman vs. Vanderbilt, 2010
37		Jordan Todman vs. Pittsburgh, 2010
37		Kevin Wesley vs. Boston University, 1989
6.	36	Donald Brown vs. Temple, 2008
36		Gary DuBose vs. Massachusetts, 1984
36		Tony Jordan vs. New Hampshire, 1979
36		Nick Giaquinto vs. Massachusetts, 1976
10.	35	Ed Long vs. New Hampshire, 1992
11.	34	Donald Brown vs. Pittsburgh, 2008
34		Donald Brown vs. Baylor, 2008

RUSHING YARDS

1.	277	Nick Giaquinto vs. Holy Cross, 1976
2.	273	Vinny Clements vs. Rhode Island, 1969
3.	272	Kevin Wesley vs. Massachusetts, 1989
4.	261	Donald Brown vs. Buffalo, 2009 Int. Bowl
5.	256	Tory Taylor vs. Boston University, 1995
6.	252	Wilbur Gilliard vs. Richmond, 1993
7.	246	Gary DuBose vs. Massachusetts, 1984
8.	234	Terry Caulley vs. Buffalo, 2003
9.	223	Kevin Wesley vs. Boston University, 1989
10.	222	Jordan Todman vs. Pittsburgh, 2010
11.	218	Mike Zito vs. Vermont, 1969
12.	214	Donald Brown vs. Temple, 2008
13.	212	Chris Bellamy vs. Kent State, 2003
14.	209	Ed Long vs. Rhode Island, 1992
15.	207	Russ Clarke vs. Vermont, 1974
16.	206	Donald Brown vs. Virginia, 2008
17.	205	Donald Brown vs. Pittsburgh, 2006
205		Billy Parks vs. Maine, 1983
19.	199	Donald Brown vs. Rutgers, 2006
199		Tory Taylor vs. Yale, 1995

RUSHING —

QUARTERBACKS

YARDS

1.	197	David Pindell vs. USF, 2018
2.	185	Pete Petrillo vs. Boston University, 1968
3.	178	David Pindell vs. SMU, 2018
4.	157	David Pindell vs. UCF, 2018
5.	150	David Pindell vs. SMU, 2018
6.	137	David Pindell vs. URI, 2018
7.	130	D.J. Hernandez vs. Pittsburgh, 2006
8.	120	Ken Sweitzer vs. Maine, 1980
120		David Pindell vs. UMass, 2018
10.	115	Pete Petrillo vs. Massachusetts, 1968
11.	100	Bryant Shirreffs vs. USF, 2015

PASSING

ATTEMPTS

1.	57	Rick Robustelli vs. Holy Cross, 1970
2.	55	Dan Orlovsky vs. Boston College, 2003
3.	54	Casey Cochran vs. Memphis, 2013
54		Ryan Tracey vs. Louisville, 2000
5.	53	Matt DeGennaro vs. Northeastern, 1988
6.	52	Matt DeGennaro vs. Delaware, 1990
7.	51	Dan Orlovsky vs. Syracuse, 2004
51		Dan Orlovsky vs. Kent State, 2003
51		Dan Orlovsky vs. Utah State, 2001
51		Matt DeGennaro vs. Rhode Island, 1988
11.	50	Dan Orlovsky vs. Cincinnati, 2001
12.	49	Dan Orlovsky vs. Georgia Tech, 2004
49		Ryan Tracey vs. Eastern Michigan, 2000
49		Brian Hoffmann vs. James Madison, 1999
15.	48	Matt DeGennaro vs. Boston Univ., 1988
48		Larry Corn vs. Colgate, 1983
17.	47	Dan Orlovsky vs. West Virginia, 2004
47		Peter Lane vs. New Hampshire, 1985
19.	46	Zach Frazer vs. Rutgers, 2009
46		Luke Richmond vs. New Hampshire, 1999
46		Shane Stafford vs. New Hampshire, 1998

COMPLETIONS

1.	39	Dan Orlovsky vs. Syracuse, 2004
2.	36	Casey Cochran vs. Memphis, 2013
3.	33	Matt DeGennaro vs. Northeastern, 1988
33		Brian Hoffmann vs. James Madison, 1999
5.	32	Matt DeGennaro vs. Delaware, 1990
6.	31	Cornelius Benton vs. Villanova, 1990
7.	30	Matt DeGennaro vs. Rhode Island, 1988
30		Matt DeGennaro vs. Boston Univ., 1988
9.	29	Dan Orlovsky vs. Navy, 2002
29		Cornelius Benton vs. New Hampshire, 1991
11.	28	Bryant Shirreffs vs. USF, 2015
28		Chandler Whitmer vs. W. Michigan, 2012
28		Dan Orlovsky vs. Buffalo, 2004
28		Dan Orlovsky vs. Georgia Tech, 2004
28		Dan Orlovsky vs. Kent State, 2003
28		Cornelius Benton vs. Delaware, 1991
18.	27	Dan Orlovsky vs. Cincinnati, 2001
27		Ryan Tracey vs. Louisville, 2000
27		Bryant Shirreffs vs. Syracuse, 2016
27		David Pindell vs. UCF, 2018
21.	26	Dan Orlovsky vs. Boston College, 2003
26		Dan Orlovsky vs. Army, 2003
26		Dan Orlovsky vs. Indiana, 2003
26		Brian Hoffmann vs. Massachusetts, 1998
26		Zeke Rodgers vs. Boston Univ., 1992
26		Cornelius Benton vs. Yale, 1990
26		Matt DeGennaro vs. Northeastern, 1987
26		Rick Robustelli vs. Rutgers, 1969

PASSING YARDS

1.	461	Casey Cochran vs. Memphis, 2013
2.	445	Dan Orlovsky vs. Syracuse, 2004
3.	413	Brian Hoffmann vs. Massachusetts, 1998
4.	408	Bryant Shirreffs vs. ECU, 2017
5.	406	Bryant Shirreffs at SMU, 2017
6.	406	Cornelius Benton vs. New Hampshire, 1991
7.	402	Cornelius Benton vs. Yale, 1991
8.	382	Dan Orlovsky vs. Murray State, 2004
382		Dan Orlovsky vs. Cincinnati, 2001
10.	378	Cody Endres vs. West Virginia, 2009
11.	371	Cornelius Benton vs. Yale, 1990
12.	365	Bryant Shirreffs vs. USF, 2015
13.	360	Shane Stafford vs. William & Mary, 1998
360		Zeke Rodgers vs. Boston Univ., 1992

14.	343	Dan Orlovsky vs. Western Michigan, 2003
343		Peter Lane vs. Rhode Island, 1985
16.	341	Matt DeGennaro vs. Northeastern, 1988
17.	340	Ryan Tracey vs. Eastern Michigan, 2000
18.	339	Matt DeGennaro vs. SMU, 1989
19.	337	Matt DeGennaro vs. Delaware, 1990
20.	335	Matt DeGennaro vs. Rhode Island, 1988
21.	333	Chandler Whitmer vs. W. Michigan, 2012
22.	327	Ryan Tracey vs. Colgate, 2000
327		Shane Stafford vs. Colgate, 1998
24.	321	Ryan Tracey vs. Northeastern, 2000
321		Tom DeSarno vs. Boston University, 1991
26.	317	Dan Orlovsky vs. Army, 2003
27.	316	Dan Orlovsky vs. Virginia Tech, 2003
28.	315	Shane Stafford vs. Villanova, 1996
29.	313	Dan Orlovsky vs. Wake Forest, 2003
313		Shane Stafford vs. Georgia Southern, 1998
31.	312	Shane Stafford vs. Massachusetts, 1997
312		Ken Sweitzer vs. Rhode Island, 1981
33.	311	Casey Cochran vs. Rutgers, 2013
35.	310	Tim Boyle vs. USF, 2013
310		Shane Stafford vs. Yale, 1998

BEST COMPLETION PERCENTAGE

(with 15 or more completions)

1.	88.46% (23-26)	Bryant Shirreffs at Navy, 2016
2.	82.9% (29-35)	Dan Orlovsky vs. Navy, 2002
3.	81.3% (26-32)	Cornelius Benton vs. Yale, 1991
4.	73.9% (17-23)	Bryant Shirreffs vs. USF, 2017
5.	79.3% (23-29)	Bryant Shirreffs vs. Tulsa, 2017
6.	79.2% (19-24)	Matt DeGennaro vs. URI, 1987
7.	78.6% (22-28)	Bryant Shirreffs at SMU, 2017
8.	76.7% (23-30)	Matt DeGennaro vs. Richmond, 1990
9.	76.6 (23-30)	Cody Endres vs. Rhode Island, 2009
10.	76.5% (39-51)	Dan Orlovsky vs. Syracuse, 2004
11.	76.0% (19-25)	Bryant Shirreffs vs. Army, 2015
76.0% (19-25)		Chandler Whitmer vs. Pitt, 2012
76.0% (19-25)		Matt DeGennaro vs. CCSU, 1989
14.	75.8% (25-31)	Casey Cochran vs. Rutgers, 2013
15.	75.0% (18-24)	Shane Stafford vs. Hofstra, 1997
75.0% (15-20)		Tony Valente vs. URI, 1993
17.	74.1% (20-27)	Matt DeGennaro vs. Yale, 1988
74.1% (20-27)		David Pindell vs. URI, 2018
19.	73.7% (28-38)	Dan Orlovsky vs. Buffalo, 2004
73.7% (28-38)		Cornelius Benton vs. Delaware, 1991
21.	73.9 (17-23)	Cody Endres vs. Pittsburgh, 2009
22.	73.5% (25-34)	Dan Orlovsky vs. Army, 2004
23.	73.3% (22-30)	Tyler Lorenzen at Duke, 2007
73.3% (22-30)		DeGennaro vs. URI, 1990
25.	72.7% (16-22)	Bryant Shirreffs vs. UCF, 2015
72.7% (16-22)		Shane Stafford vs. Buffalo, 1997
72.7% (16-22)		Shane Stafford vs. Boston Univ., 1997
72.7% (24-33)		Cornelius Benton vs. Yale, 1991

TOUCHDOWN PASSES

1.	5	Dan Orlovsky vs. Murray State, 2004
5		Dan Orlovsky vs. Akron, 2003
5		Dan Orlovsky vs. Army, 2003
4.	4	Casey Cochran vs. Memphis, 2013
4		Johnny McEntee vs. Western Michigan, 2011
4		D.J. Hernandez vs. Pittsburgh, 2006
4		Dan Orlovsky vs. Army, 2004
4		Ryan Tracey vs. Northeastern, 2000
4		Brian Hoffmann vs. Massachusetts, 1998
4		Shane Stafford vs. Hampton, 1998
4		Shane Stafford vs. Yale, 1998
4		Shane Stafford vs. Buffalo, 1997
4		Shane Stafford vs. Massachusetts, 1996
4		Matt DeGennaro vs. Rhode Island, 1990
4		Matt DeGennaro vs. Villanova, 1989
4		Larry Corn vs. Colgate, 1983
4		Ken Sweitzer vs. Rhode Island, 1980
4		David Pindell vs. URI, 2018
16.	3	Accomplished 37 times by 11 different QB

INTERCEPTIONS (THROWN)

1.	5	Rick Robustelli vs. Baldwin-Wallace, 1969
5		Rick Robustelli vs. Massachusetts, 1969
5		Rob Trivella vs. Lehigh, 1982
4.	4	Chandler Whitmer vs. Rutgers, 2012
4		Shane Stafford vs. Maine, 1995
4		Matt DeGennaro vs. Yale, 1989
4		Matt DeGennaro vs. Northeastern, 1987
4		Peter Lane vs. Delaware State, 1986
4		Peter Lane vs. Delaware State, 1985
4		Rob Trivella vs. Massachusetts, 1982
4		Rob Trivella vs. Delaware, 1982



INDIVIDUAL SINGLE-GAME RECORDS

2019 UCONN FOOTBALL MEDIA GUIDE

PASS RECEIVING

RECEPTIONS

1.	15	Jeremy Davis vs. Memphis, 2013
2.	14	Keith Hugger vs. Delaware, 1981
	14	Noel Thomas vs. Syracuse, 2016
4.	13	Alex Davis vs. Rhode Island, 1991
	13	Alex Davis vs. Delaware, 1991
	13	Mark Didio vs. Rhode Island, 1990
	13	Vin Russell vs. Holy Cross, 1970
8.	12	Mark Didio vs. Boston University, 1991
	12	Noel Thomas vs. USF, 2016
10.	11	Deshon Foxx vs. Memphis, 2013
	11	Monte Nowden vs. Villanova, 1993
	11	Brian Kozlowski vs. Boston Univ., 1992
	11	Mark Didio vs. Rhode Island, 1991
	11	Mark Didio vs. Delaware, 1990
	11	David Dunn vs. Southern Connecticut, 1987
	11	Mike Walsh vs. Massachusetts, 1985
	11	Keith Hugger vs. Rhode Island, 1981
	11	Vin Russell vs. Holy Cross, 1971
	11	John Crisp vs. Rutgers, 1969
	11	Noel Thomas at Navy, 2016
21.	10	Shakim Phillips vs. Maryland, 2013
	10	Cornell Brockington vs. Syracuse, 2004
	10	Shaun Feldeisen vs. Wake Forest, 2003
	10	John Fitzsimmons vs. Kentucky, 1999
	10	John Fitzsimmons vs. New Hampshire, 1999
	10	Brian Kozlowski vs. Villanova, 1990
	10	Mark Didio vs. Richmond, 1990
	10	Glenn Antrun vs. New Hampshire, 1988
	10	Glenn Antrun vs. Massachusetts, 1988

RECEIVING YARDS

1.	236	Keith Hugger vs. Delaware, 1981
2.	229	Mark Didio vs. Boston University, 1991
	229	Reggie Eccleston vs. Rhode Island, 1980
4.	222	Dak Newton vs. Villanova, 1996
5.	207	Jeremy Davis vs. Memphis, 2013
6.	193	Glenn Antrun vs. Richmond, 1988
7.	186	Vin Russell vs. Holy Cross, 1970
8.	185	Mark Didio vs. Richmond, 1991
9.	182	Mark Didio vs. Rhode Island, 1990
10.	178	Shakim Phillips vs. Maryland, 2013
11.	175	Carl Bond vs. New Hampshire, 1997
	175	Keith Hugger vs. Rhode Island, 1981
13.	170	Arkeel Newsome vs. ECU, 2017
14.	166	David Dunn vs. Lehigh, 1985
15.	165	Noel Thomas vs. UCF, 2016
16.	163	Carl Bond vs. Hofstra, 1997
17.	161	Keith Hugger vs. Boston University, 1981
18.	157	Marcus Easley vs. West Virginia, 2009
	157	Dak Newton vs. Massachusetts, 1996
20.	155	Keith Kraham vs. Temple, 1970
21.	153	Mark Didio vs. Rhode Island, 1991
22.	152	Glenn Antrun vs. New Hampshire, 1988

TOUCHDOWN RECEPTIONS

1.	4	Reggie Eccleston vs. Rhode Island, 1980
2.	3	Dak Newton vs. Villanova, 1996
	3	Mark Didio vs. Boston University, 1991
	3	Joe Bettencourt vs. Ohio Wesleyan, 1950

PASS RECEIVING —

TIGHT ENDS

RECEPTIONS

1.	13	Vin Russell vs. Holy Cross, 1970
2.	11	Brian Kozlowski vs. Boston Univ., 1992
	11	Mike Walsh vs. Massachusetts, 1985
	11	Vin Russell vs. Holy Cross, 1971
5.	10	Brian Kozlowski vs. Villanova, 1990

YARDS

1.	186	Vin Russell vs. Holy Cross, 1970
2.	151	Brian Kozlowski vs. Boston University, 1992
3.	135	Dan Murray vs. Rutgers, 2004
4.	113	Michael Walsh vs. Massachusetts, 1985
5.	111	Brian Kozlowski vs. Boston University, 1992
6.	106	Robert Farbotko vs. Maine, 1976
7.	103	Anthony Miller vs. Rhode Island, 1988
8.	102	Scott Sweitzer vs. Delaware, 1987

PUNTING

NUMBER

1.	13	Rusty Umberger vs. Massachusetts, 1979
	13	Robert Starkel vs. Harvard, 1946

YARDS

1.	493	Justin Wain at Houston, 2016
2.	454	Robert Starkel vs. Harvard, 1946
3.	452	Luke Magliozzi vs. Syracuse, 2018
4.	449	Adam Coles vs. Temple, 2001
5.	445	Desi Cullen at Cincinnati, 2007
6.	432	Luke Magliozzi vs. Boise State, 2018
7.	407	Doug Muth vs. Lehigh, 1984
8.	406	Rusty Umberger vs. Massachusetts, 1979

PUNT RETURNS

NUMBER

1.	8	Mark Chapman vs. Rhode Island, 1991
	8	David Dunn vs. Northeastern, 1985
	8	Brian Herosian vs. Maine, 1970

YARDS

1.	145	Joe Markus vs. Maine, 1979
----	-----	----------------------------

TOUCHDOWNS

1.	2	Matt Latham vs. Yale, 1983
2.	1	32 Times

KICKOFF RETURNS

NUMBER

1.	9	Jordan Younger vs. New Hampshire, 1999
2.	7	Darius Butler vs. North Carolina, 2008
	7	Mark Chapman vs. Delaware, 1991
	7	Raymond James vs. Massachusetts, 1980
	7	Rich Hedgepeth vs. Navy, 1975
	7	Eric Torkelson vs. Massachusetts, 1972

YARDS

1.	184	Tyvon Branch vs. Rutgers, 2007
2.	172	Quayvon Skanes vs. USF, 2017
3.	165	George Boothe vs. Maine, 1986
4.	163	Robbie Frey vs. Rutgers, 2009
5.	153	Carl Bradford vs. Middle Tennessee, 2000
	153	Eric Torkelson vs. Massachusetts, 1972
7.	151	Darius Butler vs. North Carolina, 2008

TOUCHDOWNS

1.	1	19 Players Tied
----	---	-----------------

SCORING

TOUCHDOWNS

1.	6	Walt Trojanowski vs. Worcester Tech, 1945
2.	5	Wilbur Gilliard vs. James Madison, 1993
3.	4	Lyle McCombs vs. Fordham, 2011
	4	Jordan Todman vs. Cincinnati, 2009
	4	Donald Brown vs. Hofstra, 2008
	4	Cornell Brockington vs. Wake Forest, 2003
	4	Cornell Brockington vs. W. Michigan, 2003
	4	Terry Caulley vs. Buffalo, 2003
	4	Terry Caulley vs. Kent State, 2002
	4	Taber Small vs. Villanova, 1999
	4	Wilbur Gilliard vs. Yale, 1992
	4	Reggie Eccleston vs. Rhode Island, 1980
	4	Russ Clarke vs. Vermont, 1974
	4	Keith Kraham vs. Vermont, 1970
	4	Walt Trojanowski vs. Boston Univ., 1945
	4	Walt Trojanowski vs. Maine, 1945
	4	Arthur Williams vs. Trinity, 1926
	4	Arthur Williams vs. Rhode Island, 1926

RETURN TOUCHDOWNS

1.	2	Matt Latham vs. Yale, 1983 (2 punt return TD's)
----	---	---

PAT KICK

1.	9	Marc Hickok vs. Kent State, 2002
2.	8	Marc Hickok vs. Florida Atlantic, 2002
	8	Jim McManus vs. Yale, 1998
	8	Bob Segar vs. Rhode Island, 1980
5.	7	Dave Teggart vs. Rhode Island, 2009
	7	Matt Nuzie vs. Rhode Island, 2006
	7	Matt Nuzie vs. Liberty, 2005
	7	Matt Nuzie vs. Murray State, 2004
	7	Robb Myers vs. Massachusetts, 1997
	7	Robb Myers vs. Buffalo, 1997
	7	Bob Segar vs. Maine, 1978
	7	Gerhard Mayer vs. Boston University, 1975

TWO-POINT CONVERSION

1.	3	Bill Minnerly vs. Northeastern, 1959 (Rush)
----	---	---

FIELD GOALS

1.	4	Dave Teggart vs. Cincinnati, 2011
	4	Dave Teggart vs. USF, 2010
	4	Dave Teggart vs. Cincinnati, 2008
	4	Matt Nuzie vs. Toledo, 2004
	4	David DeArmas vs. Yale, 1995
	4	Mark Carter vs. Northeastern, 1986
	4	Mark Carter vs. New Hampshire, 1986
	4	Domingos Carlos vs. New Hampshire, 1982

POINTS

1.	36	Walt Trojanowski vs. Worcester Tech, 1945
2.	30	Wilbur Gilliard vs. James Madison, 1993
3.	24	Lyle McCombs vs. Fordham, 2011
	24	Donald Brown vs. Hofstra, 2008
	24	Cornell Brockington vs. Wake Forest, 2003
	24	Cornell Brockington vs. W. Michigan, 2003
	24	Terry Caulley vs. Buffalo, 2003
	24	Terry Caulley vs. Kent State, 2002
	24	Taber Small vs. Villanova, 1999
	24	Wilbur Gilliard vs. Yale, 1992
	24	Reggie Eccleston vs. Rhode Island, 1980
	24	Russ Clarke vs. Vermont, 1974
	24	Keith Kraham vs. Vermont, 1970
	24	Walt Trojanowski vs. Boston Univ., 1945
	24	Walt Trojanowski vs. Maine, 1945
	24	Arthur Williams vs. Trinity, 1926
	24	Arthur Williams vs. Rhode Island, 1926
	24	John "Scotty" Thompson vs. Norwich, 1937

DEFENSE

TACKLES (since 1980)

1.	24	Obi Melifonwu vs. Tulane, 2016
	24	Troy Ashley vs. Massachusetts, 1989
	24	John Dorsey vs. Rhode Island, 1981
	24	Jeff Thomas vs. Massachusetts, 1980
5.	23	John Dorsey vs. Rutgers, 1983
6.	22	John Dorsey vs. Colgate, 1982
	22	Paul Duckworth vs. Towson State, 1993
8.	21	Alfred Fincher vs. West Virginia, 2004
9.	20	Jeff DeLucia vs. New Hampshire, 1998
	20	Mike Jansen vs. Delaware, 1987
	20	Mike Jansen vs. Central Conn., 1986
	20	Vernon Hargreaves vs. Holy Cross, 1983
	20	John Dorsey vs. Maine, 1982

INTERCEPTIONS

1.	3	Andrew Adams vs. UCF, 2014
	3	Darius Butler vs. Army, 2005
	3	Matt Latham vs. Lehigh, 1984
	3	Marty Bird vs. New Hampshire, 1974
	3	Rich Fenton vs. New Hampshire, 1973
	3	Don Ross vs. Rhode Island, 1949
	3	Leo Pinsky vs. Norwich, 1944

YARDS

1.	122	Darius Butler vs. Army, 2005
2.	104	Dave Korponai vs. Rhode Island, 1962
3.	100	Dahna Deleston vs. Buffalo, 2009 Int. Bowl
4.	93	Pheno Tombari vs. Wesleyan, 1928
5.	90	Rich Fenton vs. New Hampshire, 1973

INTERCEPTION RETURN TOUCHDOWNS

1.	1	39 Players Tied
----	---	-----------------

FUMBLE RETURN TOUCHDOWNS

1.	1	20 Players Tied
----	---	-----------------

MISC. SINGLE-GAME SUPERLATIVES



2019 UCONN FOOTBALL MEDIA GUIDE

ALL-TIME UCONN OVERTIME GAMES

Date	Opponent	Result
	<i>Winning Play</i>	
11/24/12	at Louisville <i>Chad Christen 30 field goal</i>	W, 23-20, 3OT
10/13/12	vs. Temple <i>Brandon McManus 29 field goal</i>	L, 17-14, OT
10/29/10	vs. West Virginia <i>Dave Teggart 27 field goal</i>	W, 16-13, OT
11/21/09	at Notre Dame <i>Andre Dixon 4 rush</i>	W, 33-30, 2OT
9/6/08	at Temple <i>Donald Brown 7 rush</i>	W, 12-9, OT
11/11/06	vs. Pittsburgh <i>Donald Brown 10 rush (D.J. Hernandez rush)</i>	W, 46-45, 2OT
10/18/03	at Kent State <i>O'Neil Wilson 14 pass from Dan Orlovsky</i>	W, 34-31, OT
9/28/02	vs. Ball State <i>Mike Langford 37 field goal</i>	L, 21-24, OT
10/16/99	vs. Villanova <i>Joe Kavanaugh 15 pass from Chris Boden</i>	L, 45-48, 3OT
10/17/98	vs. Massachusetts <i>Jim McManus 22 field goal</i>	W, 44-41, OT
10/11/97	at Maine <i>John Tennett 5 pass from Mickey Fein (Dwayne Wilmot pass)</i>	L, 47-49, 3OT
9/11/93	vs. New Hampshire <i>Wilbur Gilliard 14 rush (Nick Sosik kick)</i>	W, 24-23, 2OT
11/16/91	vs. Boston University <i>Jay Hillman 3 rush</i>	L, 26-29, 2OT
10/14/89	vs. Massachusetts <i>Kevin Wesley 11 rush</i>	W, 39-33, OT
10/7/89	at Villanova <i>Jeff Johnson 3 rush</i>	L, 35-41, 6OT
11/15/86	vs. Rhode Island <i>Terry Antrum 6 pass from Peter Lane (Mark Carter kick)</i>	W, 21-14, OT
10/27/84	vs. Maine <i>Jack Leone 25 field goal</i>	L, 10-13, OT

Record: 10-7 (6-5 home, 2-0 Rentschler Field, 4-2 road)

ALL-TIME CONNECTICUT

50-POINT GAMES

Points	Opponent	Year
125	Newport NTS	1949
76	Norwich	1937
71	Massachusetts	1956
68	Cooper Union	1926
65	Wesleyan	1908
63	Kent State	2002
63	Yale	1998
63	St. Stephens	1920
62	Texas Southern	2010
61	Florida Atlantic	2002
59	Liberty	2005
56	Syracuse	2009
56	Rhode Island	1980
56	Rhode Island	2018
55	Buffalo	1997
55	American International	1958
54	Central Connecticut	1995
54	Boston University	1945
53	Maine	1945
52	Rhode Island	2009
52	Rhode Island	2006
52	Murray State	2004
52	Rhode Island	1987
52	Boston University	1975
52	City College of NY	1944
52	Norwich	1936
52	Conn. Literary Inst.	1913
51	Wake Forest	2003
51	Rhode Island	1990
51	Rhode Island	1956
50	SMU	2018

ALL-TIME 50-POINT GAMES AGAINST

Points	Opponent	Year
70	Memphis	2017
69	Holy Cross	1919
66	West Virginia	2007
66	Middle Tennessee	2000
65	Trinity	1909
62	Central Florida	2013
62	Massachusetts	1999
62	Boise State	2018
62	SMU	2018
59	Delaware	1998
57	Temple	2018
56	Temple	2001
56	Hofstra	1999
56	Rhode Island	1985
56	Wesleyan	1911
56	UCF	2018
55	Boston College	2000
55	Navy	1975
55	Memphis	2018
55	ECU	2018
52	Missouri	2017
52	Virginia Tech	2001
52	Georgia Southern	1998
51	Rhode Island	1909
51	Boston College	1928
51	Syracuse	2018

LONGEST FIELD GOAL

1.	56	Jim McManus vs. New Hampshire, 1998
2.	53	Dave Teggart at West Virginia, 2011
	53	Dave Teggart at Cincinnati, 2011
	53	Domingos Carlos vs. Holy Cross, 1983
	53	Bob Segar vs. Rhode Island, 1978
	53	Michael Tarbutt at Cincinnati, 2017
7.	52	Bobby Puyol vs. Marshall, 2015
	52	Dave Teggart vs. USF, 2010
	52	Jim McManus vs. Colgate, 1998
	52	David DeArmas vs. Rhode Island, 1994
10.	51	Matt Nuzie vs. Georgia Tech, 2004
11.	50	Dave Teggart vs. Iowa State, 2011
	50	Dave Teggart vs. USF, 2010
	50	Tony Ciaravino vs. Temple, 2007
	50	Matt Nuzie vs. Syracuse, 2005
	50	Mark Carter vs. Richmond, 1986
	50	Roy Lawrence vs. Maine, 1966

LONGEST RUN FROM SCRIMMAGE

1.	t99	Gerry White vs. Rhode Island, 1960
2.	t98	Terry Caulley vs. Army, 2006
3.	t90	Arkeel Newsome vs. East Carolina
	t90	Ray Jackson vs. Maine, 1970
5.	t86	Barry Chandler vs. Buffalo, 1997
6.	t85	Len Posner vs. Coast Guard, 1936
7.	83	Ed Long vs. Rhode Island, 1992
8.	82	Ed Long vs. Maine, 1992
	82	Ed Waltman vs. Brown, 1939
10.	t77	Nick Giaquinto vs. Holy Cross, 1976
11.	t75	Donald Brown vs. Buffalo, 2009 International Bowl
	t75	Tory Taylor vs. James Madison, 1995
	t75	Vinny Clements vs. Rhode Island, 1969
	t75	Billy DiYeso vs. Maine, 1966

LONGEST INTERCEPTION RETURN

1.	t100	Dahna Deleston vs. Buffalo, 2009 International Bowl
	t100	Dave Korponai vs. Rhode Island, 1962
3.	t93	Pheno Tombari vs. Wesleyan, 1928
4.	t86	Darius Butler, vs. Army, 2005
5.	t84	Len Posner vs. Coast Guard, 1936
6.	t80	James Rankin vs. Brown, 1936
7.	79	Kendall Reyes vs. Cincinnati, 2010
8.	t77	Louis Waggoner vs. Buffalo, 1997
9.	t76	Bob Strickland vs. Middlebury, 1945
10.	t72	Jeff Thomas vs. Boston University, 1979

LONGEST PUNT

1.	89	Jim Carriere vs. Maine, 1987
2.	81	Jack Redmond vs. Rutgers, 1965
3.	80	Bob Harris vs. Middlebury, 1941
4.	74	Chris Pavasaris vs. Louisville, 2006
5.	73	David DeArmas vs. Rhode Island, 1995
6.	72	Vinny Clements vs. Vermont, 1970
7.	71	Adam Coles vs. Akron, 2003
	71	Adam Coles vs. Middle Tennessee, 2001
	71	Mike Morelli vs. Kentucky, 1999
	71	Mike Boryczewski vs. Rhode Island, 1967

LONGEST PUNT RETURN

1.	t96	John Thompson vs. Worcester Tech, 1936
----	-----	--

LONGEST KICKOFF RETURN

1.	t100	Nick Williams vs. Rutgers, 2010
	t100	Robbie Frey vs. Rutgers, 2009
	t100	Gary DuBose vs. Yale, 1983
	t100	Nick Giaquinto vs. New Hampshire, 1975
4.	t98	Mike Zito vs. Vermont, 1968
	t98	Ted Walton vs. New Hampshire, 1978
6.	t97	Tyvon Branch vs. Rutgers, 2007
	t97	Tyvon Branch vs. Akron, 2007
	t97	Larry Taylor vs. Temple, 2004
9.	96	Jordan Todman vs. Notre Dame, 2009

LONGEST FUMBLE RECOVERY

1.	t100	Paul Carney vs. Massachusetts, 1935
----	------	-------------------------------------

LONGEST PASS PLAY

1.	t95	Shane Stafford to Dak Newton vs. Villanova, 1996
2.	t91	Rob Trivella to Keith Hugger vs. Boston University, 1981
3.	t90	Dan Orlovsky to Jason Williams vs. Temple, 2004
4.	t88	Chandler Whitmer to Deshon Foxx vs. ECU, 2014
5.	t84	Luke Richmond to Carl Bond vs. Rhode Island, 1998
6.	t81	Ray Tellier to Greg Andrews vs. Vermont, 1972
7.	t80	Dan Orlovsky to Jason Williams vs. Murray State, 2004
	t80	Brandon Bailey to Monte Nowden vs. New Hampshire, 1994
	t80	Cornelius Benton to Mark Didio vs. Richmond, 1991
	t80	Lou Mancari to Ray Jackson vs. Delaware, 1973
	t80	Rick Robustelli to Juan Madry vs. Massachusetts, 1970
	t80	Henry Zaleski to Joe Bettencourt vs. Springfield, 1950
	t80	Bryant Shirreffs to Hergy Mayala vs. Tulsa, 2017
	t80	David Pindell to Kyle Buss vs. Tulsa, 2018

t - indicates touchdown scored on play



ALL-TIME 100-YARD PERFORMANCES

2019 UCONN FOOTBALL MEDIA GUIDE

ALL-TIME 100-YARD RUSHING GAMES

Yards	Name	Opponent, Date
2018		
157	David Pindell	UCF, 8/30
144	Kevin Mensah	URI, 9/15
137	David Pindell	URI, 9/15
137	David Pindell	USF, 10/20
120	Kevin Mensah	USF, 10/20
120	David Pindell	UMass, 10/27
150	David Pindell	Tulsa, 11/3
178	David Pindell	SMU, 11/10
187	Kevin Mensah	SMU, 11/10
2017		
130	Nate Hopkins	Holy Cross, 8/31
107	Kevin Mensah	ECU, 9/24
114	Arkeel Newsome	Memphis, 10/6
115	Kevin Mensah	BC, 11/18
2016		
116	Arkeel Newsome	Cincinnati, 10/8
101	Arkeel Newsome	UCF, 10/22
166	Arkeel Newsome	Tulane, 11/25
2015		
100	Bryant Shirreffs	USF, 10/17
179	Arkeel Newsome	East Carolina, 10/30
114	Arkeel Newsome	Houston, 11/21
2014		
102	Deshon Foss	UCF, 11/1
101	Ron Johnson	SMU, 12/6
2013		
164	Lyle McCombs	USF, 10/12
103	Lyle McCombs	SMU, 11/16
2012		
120	Lyle McCombs	Pittsburgh, 11/9
133	Lyle McCombs	Louisville, 11/24
2011		
143	Lyle McCombs	Fordham, 9/3
118	Lyle McCombs	Vanderbilt, 9/10
136	Lyle McCombs	Western Michigan, 10/1
130	Lyle McCombs	USF, 10/15
124	Lyle McCombs	Pittsburgh, 10/26
152	Lyle McCombs	Syracuse, 11/5
2010		
105	Jordan Todman	Michigan, 9/4
151	Jordan Todman	Texas Southern, 9/11
105	Robbie Frey	Texas Southern, 9/11
192	Jordan Todman	Temple, 9/18
112	Robbie Frey	Buffalo, 9/25
190	Jordan Todman	Vanderbilt, 10/2
128	Jordan Todman	Rutgers, 10/8
113	Jordan Todman	West Virginia, 10/29
222	Jordan Todman	Pittsburgh, 11/11
135	Jordan Todman	Syracuse, 11/20
175	Jordan Todman	Cincinnati, 11/27
121	Jordan Todman	Oklahoma, 1/1
2009		
100	Andre Dixon	Ohio, 9/5
149	Andre Dixon	Baylor, 9/19
103	Jordan Todman	Baylor, 9/19
153	Andre Dixon	Louisville, 10/17
162	Jordan Todman	Cincinnati, 11/7
130	Jordan Todman	Notre Dame, 11/21
114	Andre Dixon	Notre Dame, 11/21
123	Jordan Todman	Syracuse, 11/28
126	Andre Dixon S. Carolina, 1/2/10 (Papajohns.com Bowl)	
2008		
146	Donald Brown	Hofstra, 8/28
214	Donald Brown	Temple, 9/6
206	Donald Brown	Virginia, 9/13
150	Donald Brown	Baylor, 9/19
190	Donald Brown	Louisville, 9/26
161	Donald Brown	North Carolina, 10/4
107	Donald Brown	Rutgers, 10/18
150	Donald Brown	Cincinnati, 10/25
131	Donald Brown	Syracuse, 11/15
189	Donald Brown	Pittsburgh, 12/6
261	Donald Brown	Buffalo, 1/3/09 (Inter. Bowl)
2007		
129	Andre Dixon	Temple, 9/15
116	Andre Dixon	Akron, 9/29
115	Andre Dixon	Louisville, 10/19
167	Andre Dixon	USF, 10/27
154	Donald Brown	Rutgers, 11/3
129	Donald Brown	West Virginia, 11/24
2006		
118	Donald Brown	Rhode Island, 8/31
152	Terry Caulley	Indiana, 9/23
135	Terry Caulley	Army, 10/14
199	Donald Brown	Rutgers, 10/29
205	Donald Brown	Pittsburgh, 11/11
130	D.J. Hernandez	Pittsburgh, 11/11
122	Donald Brown	Louisville, 12/2
2005		
100	Terry Caulley	Buffalo, 9/1
115	Cornell Brockington	Liberty, 9/10
2004		
105	Cornell Brockington	Boston Coll., 9/17
111	Cornell Brockington	Army, 9/25
185	Cornell Brockington	Pittsburgh, 9/30
181	Cornell Brockington	Temple, 10/23
123	Cornell Brockington	Syracuse, 10/30
136	Cornell Brockington	Buffalo, 11/20

2003		
166	Terry Caulley	Indiana, 8/30
102	Terry Caulley	Army, 9/6
234	Terry Caulley	Buffalo, 9/20
166	Chris Bellamy	N.C. State, 10/11
212	Chris Bellamy	Kent State, 10/18
105	Chris Bellamy	Akron, 10/25
186	Cornell Brockington	W. Michigan, 11/1
182	Cornell Brockington	Wake Forest, 11/15
2002		
136	Terry Caulley	Buffalo, 9/14
117	Terry Caulley	Ohio, 9/21
131	Terry Caulley	Ball State, 9/28
105	Terry Caulley	Florida Atlantic, 11/2
174	Terry Caulley	Kent State, 11/9
157	Terry Caulley	Navy, 11/16
191	Terry Caulley	Iowa State, 11/23
2001		
100	Chandler Poole	Middle Tennessee, 11/17
2000		
143	Taber Small	Buffalo, 9/16
124	Evan Benson	South Florida, 10/28
108	Taber Small	Rhode Island, 11/11
1999		
175	Taber Small	Villanova, 10/16
1998		
124	Barry Chandler	Colgate, 9/5
120	Barry Chandler	Maine, 9/19
130	Barry Chandler	Hofstra, 10/10
1997		
144	Recolon Jump	Hofstra, 9/20
117	Barry Chandler	Buffalo, 10/4
165	Recolon Jump	Rhode Island, 10/25
118	Barry Chandler	Boston University, 11/1
109	Recolon Jump	Boston University, 11/1
1996		
135	Hezekiah Faison	Yale, 9/28
109	Hezekiah Faison	Villanova, 10/5
1995		
161	Wilbur Gilliard	New Hampshire, 9/9
125	Wilbur Gilliard	Central Connecticut, 9/16
123	Wilbur Gilliard	Buffalo, 9/23
154	Wilbur Gilliard	Yale, 9/30
199	Tory Taylor	Yale, 9/30
179	Tory Taylor	Maine, 10/14
178	Tory Taylor	Rhode Island, 10/21
256	Tory Taylor	Boston University, 11/4
150	Tory Taylor	James Madison, 11/11
1994		
103	Ed Long	Troy State, 9/10
139	Ed Long	Richmond, 9/17
1993		
147	Wilbur Gilliard	New Hampshire, 9/11
252	Wilbur Gilliard	Richmond, 10/30
173	Wilbur Gilliard	Rhode Island, 11/6
1992		
148	Ed Long	New Hampshire, 9/12
120	Ed Long	Yale, 10/3
198	Wilbur Gilliard	Yale, 10/3
135	Ed Long	Maine, 10/24
157	Wilbur Gilliard	Richmond, 10/31
107	Lenny Dandridge	Boston University, 11/14
209	Ed Long	Rhode Island, 11/21
1991		
120	Lenny Dandridge	Furman, 9/7
121	Lenny Dandridge	Villanova, 9/28
119	Ed Long	Yale, 10/5
118	Ed Long	Massachusetts, 10/19
192	Ed Long	Richmond, 11/2
117	Ed Long	Boston University, 11/16
1990		
109	Kevin Wesley	North Carolina, 9/15
121	Victor Taylor	Yale, 9/29
121	Victor Taylor	Maine, 10/20
135	Kevin Wesley	Boston University, 11/10
125	Kevin Wesley	Rhode Island, 11/17
1989		
272	Kevin Wesley	Massachusetts, 10/14
154	Kevin Wesley	Richmond, 10/28
115	Kevin Wesley	Delaware, 11/4
223	Kevin Wesley	Boston University, 11/11
196	Kevin Wesley	Rhode Island, 11/18
1988		
117	Jeffrey Gallaher	Richmond, 9/10
114	George Boothe	Yale, 9/24
101	Jeffrey Gallaher	Yale, 9/24
102	George Boothe	Villanova, 10/8
132	George Boothe	Massachusetts, 10/15
115	George Boothe	Delaware, 11/5
158	George Boothe	Boston University, 11/12
131	George Boothe	Rhode Island, 11/19
1987		
118	Jeffrey Gallaher	So. Connecticut, 9/12
143	George Boothe	Northeastern, 9/19
161	George Boothe	Yale, 9/26
123	Jeffrey Gallaher	New Hampshire, 11/21

1986		
106	Jeffrey Gallaher	Yale, 9/27
110	Jeffrey Gallaher	Delaware State, 10/11/1985
141	Jeffrey Gallaher	Boston University, 11/9
135	Jeffrey Gallaher	Rhode Island, 11/16
1984		
103	Billy Parks	Lafayette, 10/13
113	Billy Parks	Maine, 10/27
246	Gary DuBose	Maine, 10/27
1983		
140	Billy Parks	Yale, 9/24
205	Billy Parks	Maine, 10/22
152	Billy Parks	Massachusetts, 10/29
101	Billy Parks	Rhode Island, 11/12
145	Billy Parks	Colgate, 11/19
1981		
124	Joe Markus	Northeastern, 9/19
103	Mike Harkins	Maine, 10/24
1980		
120	Ken Sweitzer	Maine, 10/25
1979		
170	Tony Jordan	New Hampshire, 10/6
138	Joe Markus	Rhode Island, 11/17
1978		
144	Tony Jordan	Northeastern, 9/23
104	Tony Jordan	Holy Cross, 11/25
1977		
164	Robin Anderson	Boston University, 11/5
1976		
104	Nick Giaquinto	Colgate, 9/11
110	Richard Mason	New Hampshire, 10/2
144	Nick Giaquinto	Maine, 10/16
143	Nick Giaquinto	Massachusetts, 10/23
227	Nick Giaquinto	Holy Cross, 11/20
1975		
117	Nick Giaquinto	Boston University, 11/7
1974		
207	Russell Clarke	Vermont, 9/21
109	Martin Bird	New Hampshire, 10/5
103	Russell Clarke	Maine, 10/19
1973		
151	Eric Torkelson	Vermont, 9/22
161	Eric Torkelson	Yale, 9/29
104	Eric Torkelson	New Hampshire, 10/6
148	Eric Torkelson	Maine, 10/20
109	Eric Torkelson	Massachusetts, 10/27
164	Eric Torkelson	Rutgers, 11/3
126	Eric Torkelson	Rhode Island, 11/17
1970		
101	Vin Clements	Vermont, 9/19
156	Vin Clements	New Hampshire, 10/3
1969		
129	Vin Clements	New Hampshire, 10/4
146	Vin Clements	Maine, 10/18
146	Vin Clements	Rutgers, 11/8
273	Vin Clements	Rhode Island, 11/15
1968		
132	Vin Clements	Yale, 9/28
115	Vin Clements	Massachusetts, 10/26
140	Vin Clements	Boston University, 11/2
137	Vin Clements	Rutgers, 11/9
161	Vin Clements	Rhode Island, 11/16
118	Vin Clements	Holy Cross, 11/23

*dating back to 1968

ALL-TIME 100-YARD GAME LEADERS

100-YARD RUSHING GAMES - CAREER	100-YARD RECEIVING GAMES - CAREER
17 Donald Brown (2006-08)	16 Mark Didio (1988-91)
14 Jordan Todman (2008-10)	11 John Fitzsimmons (1996-00)
13 Terry Caulley (2002-06)	9 Carl Bond (1995-98)
12 Vin Clements (1968-1970)	9 Alex Davis (1989-92)
10 Lyle McCombs (2011-13)	8 David Dunn (1985-87)
Ed Long (1991-94)	8 Noel Thomas (2013-16)
9 Andre Dixon (2006-09)	7 Glenn Antrun (1985-88)
9 Cornell Brockington (2003-05)	7 Keith Hugger (1979-82)
9 Wilbur Gilliard (1992-95)	7 Jeremy Davis (2011-14)
	6 Reggie Eccleston (1976, 1979-80)
100-YARD RUSHING GAMES - SEASON	100-YARD RECEIVING GAMES - SEASON
11 Donald Brown (2008)	8 Mark Didio (1990)
10 Jordan Todman (2010)	7 Noel Thomas (2016)
7 Terry Caulley (2002)	7 Mark Didio (1991)
7 Eric Torkelson (1973)	6 Glenn Antrun (1988)
6 Lyle McCombs (2011)	6 Keith Hugger (1981)
6 Cornell Brockington (2004)	6 Reggie Eccleston (1980)
6 George Boothe (1988)	5 Marcus Easley (2009)
6 Vin Clements (1968)	5 John Fitzsimmons (1998)
6 David Pindell (2018)	5 Carl Bond (1997)
	5 Tory Taylor (1997)

ALL-TIME 100-YARD PERFORMANCES



2019 UCONN FOOTBALL MEDIA GUIDE

ALL-TIME 100-YARD RECEIVING GAMES

Yards	Name	Opponent, Date
2018		
113	Kyle Buss	UCF, 8/30
129	Kyle Buss	Tulsa, 11/3
2017		
106	Hergy Mayala	Holy Cross, 8/31
170	Arkel Newsome	ECU, 9/24
108	Mason Donaldson	ECU, 9/24
122	Aaron McLean	at SMU, 9/30
131	Hergy Mayala	Tulsa, 10/21
116	Hergy Mayala	Missouri, 10/28
2016		
116	Noel Thomas	at Navy, 9/20
111	Noel Thomas	Syracuse, 9/24
135	Noel Thomas	at Houston, 9/29
108	Noel Thomas	Cincinnati, 10/8
127	Noel Thomas	at USF, 10/15
165	Noel Thomas	UCF, 10/22
135	Noel Thomas	at ECU, 10/29
2015		
108	Noel Thomas	Houston, 11/21
2014		
113	Jeremy Davis	Stony Brook, 9/6
107	Deshon Foxx	Boise State, 9/13
120	Deshon Foxx	ECU, 10/23
2013		
100	Jeremy Davis	Towson, 8/29
178	Shakim Phillips	Maryland, 9/14
102	Jeremy Davis	Buffalo, 9/28
140	Jeremy Davis	Cincinnati, 10/19
117	Deshon Foxx	Rutgers, 11/30
207	Jeremy Davis	Memphis, 12/7
137	Deshon Foxx	Memphis, 12/7
2012		
123	Jeremy Davis	Western Michigan, 9/22
100	Shakim Phillips	Temple, 10/13
2011		
143	Isiah Moore	Iowa State, 9/16
113	Nick Williams	Buffalo, 9/24
112	Kashif Moore	Western Michigan, 10/1
106	Kashif Moore	Pittsburgh, 10/26
110	Kashif Moore	Louisville, 11/19
2010		
130	Mike Smith	Buffalo, 9/25
2009		
100	Marcus Easley	Pittsburgh, 10/10
108	Marcus Easley	Louisville, 10/17
157	Marcus Easley	West Virginia, 10/24
105	Marcus Easley	Syracuse, 11/28
122	Marcus Easley	South Florida, 12/5
2008		
103	D.J. Hernandez	North Carolina, 10/4
2004		
128	Jason Williams	Murray State, 9/4
112	Keron Henry	Duke, 9/11
117	Keron Henry	Army, 9/25
138	Jason Williams	Temple, 10/23
109	Keron Henry	Syracuse, 10/30
135	Dan Murray	Rutgers, 11/25
109	Keron Henry	Toledo, 12/27
2003		
100	Brandon Young	Lehigh, 10/4
101	O'Neil Wilson	N.C. State, 10/11
129	Shaun Feldeisen	Wake Forest, 11/15
2002		
101	Shaun Feldeisen	Georgia Tech, 9/7
2001		
109	Wes Timko	Cincinnati, 11/3
2000		
124	John Fitzsimmons	Eastern Michigan, 9/2
104	John Fitzsimmons	Northeastern, 9/23
129	Steve O'Connor	Boston College, 10/7
108	John Fitzsimmons	Middle Tennessee, 11/4
1999		
107	John Fitzsimmons	Villanova, 10/16
111	John Fitzsimmons	James Madison, 10/23
126	John Fitzsimmons	New Hampshire, 11/13
1998		
142	John Fitzsimmons	Colgate, 9/5
128	Carl Bond	Colgate, 9/5
112	John Fitzsimmons	New Hampshire, 10/3
104	Carl Bond	Hofstra, 10/10
118	John Fitzsimmons	Massachusetts, 10/17
113	Carl Bond	Massachusetts, 10/17
101	Carl Bond	Rhode Island, 10/24
108	John Fitzsimmons	Northeastern, 10/31
102	Tory Taylor	Delaware, 11/7
116	John Fitzsimmons	William & Mary, 11/14

1997		
111	Tory Taylor	Northeastern, 9/13
163	Carl Bond	Hofstra, 9/20
107	Tory Taylor	Yale, 9/27
119	Tory Taylor	Buffalo, 10/4
147	Carl Bond	Maine, 10/11
114	Carl Bond	William & Mary, 10/18
151	Tory Taylor	Boston University, 11/1
142	Carl Bond	Massachusetts, 11/15
109	Tory Taylor	Massachusetts, 11/15
175	Carl Bond	New Hampshire, 11/22
1996		
107	Dak Newton	Buffalo, 9/7
133	Dak Newton	Northeastern, 9/14
222	Dak Newton	Villanova, 10/5
157	Dak Newton	Massachusetts, 11/16
1994		
105	Brian Reid	Maine, 10/15
1993		
111	Monte Nowden	Villanova, 10/9
128	Monte Nowden	Maine, 10/23
1992		
117	Alex Davis	Maine, 10/24
151	Brian Kozlowski	Boston University, 11/14
118	Alex Davis	Boston University, 11/14
104	Alex Davis	Rhode Island, 11/21
1991		
130	Mark Didio	New Hampshire, 9/14
151	Alex Davis	New Hampshire, 9/14
126	Mark Didio	Lehigh, 9/21
111	Brian Kozlowski	Lehigh, 9/21
108	Alex Davis	Yale, 10/5
128	Mark Didio	Yale, 10/5
107	Alex Davis	Maine, 10/26
185	Mark Didio	Richmond, 11/2
104	Alex Davis	Delaware, 11/9
106	Mark Didio	Delaware, 11/9
229	Mark Didio	Boston University, 11/16
1990		
107	Mark Didio	North Carolina, 9/15
131	Mark Didio	Yale, 9/29
105	Alex Davis	Yale, 9/29
112	Mark Didio	Villanova, 10/6
121	Alex Davis	Maine, 10/20
113	Mark Didio	Maine, 10/20
149	Mark Didio	Richmond, 10/27
119	Mark Didio	Delaware, 11/3
105	Mark Didio	Boston University, 11/10
182	Mark Didio	Rhode Island, 11/17
1989		
135	Mark Didio	Central Connecticut, 9/9
148	Mark Didio	Southern Methodist, 9/16
108	Michael Nolan	Southern Methodist, 9/16
101	Mark Didio	Boston University, 11/11
102	Michael Nolan	Rhode Island, 11/18
1988		
153	Glenn Antrum	Richmond, 9/10
152	Glenn Antrum	New Hampshire, 9/17
114	Glenn Antrum	Northeastern, 10/1
107	Glenn Antrum	Villanova, 10/8
116	Glenn Antrum	Maine, 10/22
136	Glenn Antrum	Southern Connecticut, 10/29
103	Anthony Miller	Rhode Island, 11/19
1987		
144	David Dunn	Southern Connecticut, 9/12
120	David Dunn	Massachusetts, 10/17
102	Scott Sweetzer	Delaware, 11/7
149	Glenn Antrum	Rhode Island, 11/14
1986		
115	David Dunn	New Hampshire, 10/4
129	David Dunn	Northeastern, 10/18
124	David Dunn	Rhode Island, 11/15
121	David Dunn	Massachusetts, 11/22
1985		
115	David Dunn	Northeastern, 9/14
166	David Dunn	Lehigh, 9/21
113	Michael Walsh	Massachusetts, 11/2
1984		
131	Brian McGillicuddy	Boston University, 11/10
117	Brian McGillicuddy	Rhode Island, 11/17
1983		
115	Brian McGillicuddy	Colgate, 11/19
1982		
131	Keith Hugger	Colgate, 9/11
1981		
110	Keith Hugger	Bucknell, 9/12
112	David Debish	New Hampshire, 10/3
123	Keith Hugger	Maine, 10/24
123	Keith Hugger	Massachusetts, 10/31
161	Keith Hugger	Boston University, 11/7
175	Keith Hugger	Rhode Island, 11/14
236	Keith Hugger	Delaware, 11/27

1980		
114	Reggie Eccleston	New Hampshire, 9/6
113	Reggie Eccleston	Yale, 9/27
100	Reggie Eccleston	Colgate, 10/4
117	Reggie Eccleston	Holy Cross, 10/18
115	Reggie Eccleston	Maine, 10/25
229	Reggie Eccleston	Rhode Island, 11/15
1976		
106	Robert Farbotko	Maine, 10/16
1973		
121	Allan MacLellan	Yale, 9/29
1970		
155	Keith Kraham	Temple, 10/17
186	Vincent Russell	Holy Cross, 11/21

*dating back to 1970

THE 200-YARD CLUB

RUSHING

Yards	Name	Opponent, Date
277	Nick Giaquinto	Holy Cross, 1976
273	Vinny Clements	Rhode Island, 1969
272	Kevin Wesley	Massachusetts, 1989
261	Donald Brown	Buffalo, 2009 Int. Bowl
256	Tory Taylor	Boston Univ., 1995
252	Wilbur Gilliard	Richmond, 1993
246	Gary DuBose	Massachusetts, 1984
234	Terry Caulley	Buffalo, 2003
223	Kevin Wesley	Boston Univ., 1989
222	Jordan Todman	Pittsburgh, 2010
218	Mike Zito	Vermont, 1969
214	Donald Brown	Temple, 2008
212	Chris Bellamy	Kent State, 2003
206	Donald Brown	Virginia, 2008
209	Ed Long	Rhode Island, 1992
207	Russ Clarke	Vermont, 1974
205	Donald Brown	Pittsburgh, 2006
205	Billy Parks	Maine, 1983

RECEIVING

Yards	Name	Opponent, Date
236	Keith Hugger	Delaware, 1981
229	Mark Didio	Boston Univ., 1991
229	Reggie Eccleston	Rhode Island, 1980
222	Dak Newton	Villanova, 1996
207	Jeremy Davis	Memphis, 2013

ALL-TIME 100-YARD GAME SUPERLATIVES

GAMES WITH TWO 100-YARD RUSHERS (11)

2018 vs. URI (Pindell 137, Mensah 144)
 2018 vs. SMU (Pindell 178, Mensah 187)
 2010 vs. Texas Southern (Todman 151, Frey 105)
 2009 vs. Baylor (Dixon 149, Todman 103)
 2009 vs. Notre Dame (Todman 130, Dixon 114)
 2006 vs. Pitt (Da. Brown 205, Hernandez 130)
 1997 vs. BU (Chandler 118, Jumper 109)
 1995 vs. Yale (Taylor 199, Gilliard 154)
 1992 vs. Yale (Gilliard 198, Long 120)
 1988 vs. Yale (Boothe 114, Gallaher 101)
 1984 vs. Maine (DuBose 246, Parks 113)

GAMES WITH TWO 100-YARD RECEIVERS (12)

2017 vs. ECU ((Newsome 170, Donaldson 108)
 2013 vs. Memphis (Davis 207, Foxx 137)
 1998 vs. Colgate (Fitzsimmons 142, Bond 128)
 1998 vs. UMass (Fitzsimmons 118, Bond 113)
 1997 vs. UMass (Bond 142, Taylor 109)
 1992 vs. BU (Kozlowski 151, Davis 118)
 1991 vs. UNH (Davis 151, Dido 130)
 1991 vs. Lehigh (Dido 126, Kozlowski 111)
 1991 vs. Yale (Dido 128, Davis 108)
 1991 vs. Delaware (Dido 106, Davis 104)
 1990 vs. Yale (Dido 131, Davis 105)
 1990 vs. Maine (Davis 121, Dido 113)
 1989 vs. SMU (Dido 148, Nolan 108)

GAMES WITH A 100-YARD RUSHER AND 100-YARD RECEIVER (40)

Last 9/24/17 vs. ECU

MOST GAMES WITH A 100-YARD RUSHER

11 (2008 and 2010)

MOST GAMES WITH A 100-YARD RECEIVER

9 (1997)

MOST 100-YARD RUSHERS IN A SEASON

12 (2010)

MOST 100-YARD RECEIVERS IN A SEASON

10 (1998, 1997, 1991, 1990)



THE LAST TIME AN INDIVIDUAL...

KICKOFF RETURN FOR A TOUCHDOWN

By UConn: Robbie Frey (95), vs. Oklahoma, Jan. 1, 2011
By Opp.: Isaiah Wright (99), Temple, Nov. 24, 2018

OPENING KICKOFF RETURN FOR A TOUCHDOWN

By UConn: Larry Taylor (97), vs. Temple, Oct. 23, 2004
By Opp.: Adrian Bushell (100), Louisville, Nov. 19, 2011

STANDARD PUNT RETURN FOR A TOUCHDOWN

By UConn: Deshon Foxx (72), vs. Stony Brook, Sept. 6, 2014
By Opp.: S. Riley (69), Syracuse, Sept. 22, 2018

BLOCKED PUNT RETURN FOR A TOUCHDOWN

By UConn: Max DeLorenzo (0), vs. Massachusetts, Aug. 30, 2012
By Opp.: Charles Gaines (7), Louisville, Nov. 8, 2013

INTERCEPTION RETURN FOR A TOUCHDOWN

By UConn: Tyler Coyle (34), at Temple, Oct. 14, 2017
By Opp.: C. Braswell (8), Temple, Nov. 24, 2018

FUMBLE RETURN FOR A TOUCHDOWN

By UConn: Jamar Summers (86), at Navy, Sept. 10, 2016
By Opp.: Alohi Gilman (2), Navy, Sept. 10, 2016

30-PLUS CARRIES

By UConn: Arkeel Newsome (32), vs. Houston, Nov. 21, 2015
By Opp.: Shamari Brooks (31), Tulsa, Oct. 21, 2017

100 YARDS RUSHING

By UConn: David Pindell (120), vs. UMass, Oct. 27, 2018
By Opp.: Holton Ahlers (130), ECU, Nov. 17, 2018

150 YARDS RUSHING

By UConn: Kevin Mensah (187), vs. SMU, Nov. 10, 2018
By Opp.: Shamari Brooks (164), Tulsa, Nov. 3, 2018

200 YARDS RUSHING

By UConn: Jordan Todman (222), vs. Pittsburgh, Nov. 11, 2010
By Opp.: AJ Dillon (200), Boston College, Nov. 18, 2017

THREE RUSHING TOUCHDOWNS

By UConn: Nate Hopkins (3), vs. Holy Cross, Aug. 31, 2017
By Opp.: Ke'Mon Freeman (3), SMU, Nov. 10, 2018

FOUR-PLUS RUSHING TOUCHDOWNS

By UConn: Lyle McCombs (4), vs. Fordham, Sept. 3, 2011
By Opp.: Tony Hollings (4), Georgia Tech, Sept. 7, 2002

RUSHING TOUCHDOWN AND A RECEIVING TOUCHDOWN

By UConn: Arkeel Newsome, vs. ECU, Sept. 24, 2017
By Opp.: J. Hightower, Boise State, Sept. 8, 2018

50-PLUS PASSING ATTEMPTS

By UConn: Casey Cochran (54), vs. Memphis, Dec. 7, 2013
By Opp.: Hayden Moore (56), Cincinnati, Oct. 8, 2016

300 YARDS PASSING

By UConn: David Pindell (319), vs. URI, Sept. 15, 2018
By Opp.: Jajuan Lawson (351), URI, Sept. 15, 2018

400 YARDS PASSING

By UConn: Bryant Shirreffs (408), at SMU, Sept. 30, 2017
By Opp.: Riley Ferguson (431), Memphis, Oct. 6, 2017

THREE TOUCHDOWN PASSES

By UConn: David Pindell (3), vs. ECU, Nov. 17, 2018
By Opp.: Brett Rypien (3), Boise State, Sept. 8, 2018

FOUR-PLUS TOUCHDOWN PASSES

By UConn: David Pindell (4), vs. SMU, Nov. 10, 2018
By Opp.: Holton Ahlers (4), ECU, Nov. 17, 2018

TEN-PLUS RECEPTIONS

By UConn: Noel Thomas (12), at USF, Oct. 15, 2016
By Opp.: Isaiah Coulter (10), URI, Sept. 15, 2018

100 YARDS RECEIVING

By UConn: Kyle Buss (129), Tulsa, Nov. 3, 2018
By Opp.: James Proche (101), SMU, Nov. 10, 2018

150 YARDS RECEIVING

By UConn: Arkeel Newsome (170), vs. ECU, Sept. 24, 2017
By Opp.: Isaiah Coulter (150), URI, Sept. 15, 2018

200 YARDS RECEIVING

By UConn: Jeremy Davis (207), vs. Memphis, Dec. 7, 2013
By Opp.: Anthony Miller (224), Memphis, Oct. 6, 2017

TWO RECEIVING TOUCHDOWNS

By UConn: Tyler Davis (2), vs. ECU, Nov. 17, 2018
By Opp.: Tre Nixon (2), UCF, Aug. 30, 2018

THREE-PLUS RECEIVING TOUCHDOWNS

By UConn: Dak Newton (3), vs. Villanova, Oct. 5, 1996
By Opp.: Tyler Snead (3), ECU, Nov. 17, 2018

70-YARD PUNT

By UConn: Chris Pavasaris (74), at Louisville, Dec. 2, 2006
By Opp.: Tyson Beattie (71), Indiana, Sept. 23, 2006

MADE A 50-PLUS YARD FIELD GOAL

By UConn: Michael Tarbutt (50), at Tulsa, Nov. 3, 2018
By Opp.: Matthew Wright (50), UCF, Oct. 22, 2016

THREE MADE FIELD GOALS

By UConn: Michael Tarbutt (3), vs. Cincy, Nov. 25, 2017
By Opp.: Will Mobley (3), Temple, Nov. 24, 2018

FOUR MADE FIELD GOALS

By UConn: Dave Teggart (4), at Cincinnati, Dec. 3, 2011
By Opp.: Andrew Gantz (4), Cincinnati, Oct. 24, 2015

TWO SACKS

By UConn: Cole Ormsby & Foley Fatukasi (2.0), Tulsa, Oct. 21, 2017
By Opp.: N. Jones (2.0), URI, Sept. 15, 2018

THREE-PLUS SACKS

By UConn: Trevardo Williams (3.0), at Louisville, Nov. 24, 2012
By Opp.: Nate Harvey (3.0), ECU, Nov. 17, 2018

TWO INTERCEPTIONS

By UConn: Obi Melifonwu (2), vs. Temple, Nov. 4, 2016
By Opp.: Chris Carnegie (2), vs. Army, Nov. 8, 2014

THREE-PLUS INTERCEPTIONS

By UConn: Andrew Adams (3), vs. UCF, Nov. 1, 2014
By Opp.: Derek Carter (3), Maine, Oct. 14, 1995



THE LAST TIME A TEAM...

BLOCKED PUNT

By UConn: vs. Massachusetts, Aug. 30, 2012
(Taylor Mack block of Jeff Strait)
By Opp.: Missouri, Sept. 19, 2015
(Clarence Green block of Justin Wain)

BLOCKED FIELD GOAL

By UConn: vs. Boston College, Nov. 18, 2017
(Luke Carrezola block of Colton Lichtenberg)
By Opp.: Boston College, Nov. 18, 2017
(Wyatt Ray block of Michael Tarbutt)

100-YARD RUSHER AND A 300-YARD PASSER

By UConn: vs. URI, Sept. 15, 2018
(Kevin Mensah & David Pindell)
By Opp.: Boise State, Sept. 8, 2018
(Brett Rypien and Alex Mattison)

100-YARD RECEIVER AND A 300-YARD PASSER

By UConn: vs. Missouri, Oct. 28, 2017
(Hergy Mayala & Bryant Shirreffs)
By Opp.: URI, Sept. 15, 2018
(Aaron Parker and Jajaun Lawson)

100-YARD RUSHER, 100-YARD RECEIVER AND A 300-YARD PASSER

By UConn: vs. ECU, Sept. 24, 2017
(Kevin Mensah, Arkeel Newsome and Bryant Shirreffs)
By Opp.: Boise State, Sept. 8, 2018
(Alex Mattison, AJ Richardson and Brett Rypien)

TWO 100-YARD RUSHERS

By UConn: vs. SMU, Nov. 10, 2018
(David Pindell and Kevin Mensah)
By Opp.: ECU, Nov. 17, 2018
(Holton Ahlers and Trace Christian)

TWO 100-YARD RECEIVERS

By UConn: vs. ECU, Sept. 24, 2017
(Arkeel Newsome and Mason Donaldson)
By Opp.: URI, Sept. 15, 2018
(Isaiah Coulter & Aaron Parker)

TWO QBS THROW OVER 100 YARDS

By UConn: vs. Holy Cross, Aug. 31, 2017
(David Pindell and Bryant Shirreffs)
By Opp.: Rutgers, Nov. 26, 2011
(Chas Dodd and Gary Nova)

30-PLUS FIRST DOWNS

By UConn: 34, vs. SMU, Nov. 10, 2018
By Opp.: 34, ECU, Nov. 17, 2018

FEWER THAN 10 FIRST DOWNS

By UConn: 9, at Boise State, Sept. 8, 2018
By Opp.: 9, Tulane, Nov. 7, 2015

LESS THAN 50 YARDS RUSHING

By UConn: -6, at Boston College, Nov. 19, 2016
By Opp.: 2, Cincinnati, Oct. 8, 2016

ATTEMPTED 50-PLUS PASSES

By UConn: 51, at Cincinnati, Nov. 25, 2017
By Opp.: 54, Temple, Oct. 14, 2017

300 YARDS RUSHING

By UConn: 365, vs. SMU, Nov. 10, 2018
By Opp.: 415, vs. ECU, Nov. 17, 2018

400 YARDS PASSING

By UConn: 408, SMU, Sept. 30, 2017
By Opp.: 418, Boise State, Sept. 8, 2018

LESS THAN 100 YARDS PASSING

By UConn: 15, vs. UMass, Oct. 27, 2018
By Opp.: 55, Boston College, Nov. 18, 2017

90-PLUS OFFENSIVE PLAYS

By UConn: 93, vs. Missouri, Oct. 28, 2016
By Opp.: 100, Memphis, Oct. 6, 2017

500 YARDS OF TOTAL OFFENSE

By UConn: 580, vs. SMU, Nov. 10, 2018
By Opp.: 518, Temple, Nov. 24, 2018

600 YARDS OF TOTAL OFFENSE

By UConn: 600, vs. Liberty, Sept. 10, 2005
By Opp.: 657, ECU, Nov. 17, 2018

TEN-PLUS PUNTS

By UConn: 10, at Syracuse, Sept. 22, 2018
By Opp.: 11, Tulane, Nov. 7, 2015

ZERO PUNTS

By UConn: at Syracuse, Oct. 30, 2004
By Opp.: unknown (records available since 1961)

SUCCESSFUL ONSIDE KICK

By UConn: vs. Navy, Sept. 26, 2015
By Opp.: Buffalo, Sep. 29, 2012

RECORDED A SAFETY

By UConn: vs. Missouri, Oct. 28, 2017
(Mizzou snapper sailed snap over punter through end zone)
By Opp.: Missouri, Sept. 19, 2015
(Missouri recovered the ball off a blocked punt)

MADE TWO-POINT CONVERSION

By UConn: at SMU, Sept. 30, 2017
(Bryant Shirreffs pass to Tyler Davis)
By Opp.: Pittsburgh, Oct. 10, 2009 (Bill Stull pass to Cedric McGee)

SCORED 50 POINTS

By UConn: UConn 50, SMU 62, Nov. 10, 2018
By Opp.: Temple 57, UConn 7, Nov. 24, 2018

RECORDED A SHUTOUT

By UConn: UConn 37, Massachusetts 0, Aug. 30, 2012
By Opp.: Boston College 30, UConn 0, Nov. 19, 2016

RECORDED A SHUTOUT AT UCONN

By UConn: UConn 37, Massachusetts 0, Aug. 30, 2012
By Opp.: Temple 21, UConn 0, Nov. 4, 2016

WON BY 30 OR MORE POINTS

By UConn: UConn 45, Memphis 10, Dec. 7, 2013
By Opp.: Temple 57, UConn 7, Nov. 24, 2018

CAME FROM AT LEAST 10 POINTS BEHIND TO WIN

By UConn: UConn 27, Holy Cross 20 (trailed 20-7), Aug. 31, 2017
By Opp.: UMass 22, UConn 17 (trailed 14-3), Oct. 27, 2018

SCORED ON FIRST PLAY FROM SCRIMMAGE

By UConn: at Wake Forest, Nov. 15, 2003
(O'Neil Wilson 55 pass from Dan Orlovsky)
By Opp.: USF, Oct. 7, 2006 (Matt Grothe 16 run)

WON ON THE FINAL SNAP OF REGULATION (NOT OT)

By UConn: UConn 29, South Florida 27, Dec. 5, 2009
(Dave Teggart Field Goal)
By Opp.: Pittsburgh 24, UConn 21, Oct. 10, 2009
(Dan Hutchins field goal)

OVERTIME WIN

By UConn: UConn 23, Louisville 20, Nov. 24, 2012
By Opp.: Temple 17, UConn 14, Oct. 13, 2012



ALL-TIME DEFENSE/SPECIAL TEAMS TDS

2019 UCONN FOOTBALL MEDIA GUIDE

ALL-TIME INTERCEPTION RETURN TOUCHDOWNS

Name	Yards	Opponent	Year
Tyler Coyle	34	Temple	2017
Jamar Summers	67	Tulane	2015
Byron Jones	70	USF	2014
Yawin Smallwood	59	Temple	2013
Dwayne Gratz	37	Massachusetts	2012
Ty-Meer Brown	48	West Virginia	2011
Jerome Junior	27	Buffalo	2010
Bliidi Wreh-Wilson	46	Buffalo	2010
Bliidi Wreh-Wilson	44	Vanderbilt	2010
Lawrence Wilson	55	USF	2010
Dwayne Gratz	46	Oklahoma	2011
Robert Vaughn	20	Pittsburgh	2009
Dahna Deleston	100	Buffalo	2009
Robert McClain	37	Syracuse	2008
Robert McClain	28	Cincinnati	2008
Lawrence Wilson	45	Louisville	2008
Danny Lansanah	49	Syracuse	2007
Scott Lutrus	23	South Florida	2007
Lawrence Wilson	51	Pittsburgh	2007
Scott Lutrus	25	Maine	2007
Darius Butler	36	Duke	2007
Danny Lansanah	39	Indiana	2006
Darius Butler	84	Army	2005
Anthony Rouzier	51	Army	2005
Justin Perkins	9	Pittsburgh	2004
Justin Perkins	27	Duke	2004
Alfred Fincher	16	Murray State	2004
Chris Meyer	63	Kent State	2002
Razul Wallace	31	Florida Atlantic	2002
Jamal Lundy	62	Temple	2002
Jordan Younger	24	Hofstra	1998
Anthony Carter	37	Massachusetts (II)	1998
Charles Adams	43	Yale	1997
Louis Waggoner	77	Buffalo	1997
Scott Mitchell	37	Villanova	1992
Jim Reppi	35	Massachusetts	1991
Rusty Neal	43	Maine	1990
Scott Daniels	27	Massachusetts	1987
Jeff Thomas	72	Boston University	1979
Peter Lamagna	28	Maine	1978
Rich Fenton	36	Holy Cross	1975
Mike McCarthy	25	Lehigh	1973
Jon Krot	35	Maine	1968
Gene Campbell	35	Yale	1966
John Billingslea	25	Boston University	1963
Jeff McConnell	48	Yale	1962
Dave Korponai	100	Rhode Island	1962
Bob Strickland	76	Middlebury	1945
Bob Donnelly	69	Rutgers	1940
Len Posner	84	Coast Guard	1936
James Rankin	80	Brown	1936
Pheno Tombari	93	Wesleyan	1928

ALL-TIME FUMBLE RETURN TOUCHDOWNS

Name	Yards	Opponent	Year
Jamar Summers	86	Navy	2016
Andrew Adams	32	SMU	2014
Ty-Meer Brown	34	Michigan	2013
Marquise Vann	40	Cincinnati	2013
Kendall Reyes	9	Rutgers	2011
Byron Jones	10	USF	2011
Yawin Smallwood	64	Vanderbilt	2011
Dwayne Gratz	34	Syracuse	2009
Jamal Lundy	0	Utah State	2001
Cliff Hill	72	Buffalo	2001
Jeff DeLucia	70	Massachusetts	1999
Jeff DeLucia	63	Massachusetts (II)	1998
Jeff DeLucia	74	Buffalo	1997
Anthony Carter	55	Rhode Island	1997
Linwood Vereen	33	Rhode Island	1989
Mike Walsh	0	Northeastern	1985
Keith Hugger	0	Delaware	1982
Gary Brooks	0	Massachusetts	1979
Don Thompson	20	Rutgers	1973
Dave Robeson	0	Rhode Island	1972
Paul Carney	100	Massachusetts	1935

ALL-TIME KICKOFF RETURN TOUCHDOWNS

Name	Yards	Opponent	Year
Nick Williams	100	Rutgers	2010
Nick Williams	95	Pittsburgh	2010
Robbie Frey	95	Oklahoma	2011
Robbie Frey	100	Rutgers	2009
Jordan Todman	96	Notre Dame	2009
Mike Lang	80	Syracuse	2009
Tyvon Branch	97	Rutgers	2007
Tyvon Branch	97	Akron	2007
Darius Butler	90	South Florida	2005
Larry Taylor	97	Temple	2004
Jordan Younger	92	Massachusetts (II)	1998
Tory Taylor	89	Maine	1998
George Boothe	93	Maine	1986
Gary DuBose	100	Yale	1983
Ted Walton	98	New Hampshire	1978
Herb DeGraffe	94	Boston University	1977
Rich Hedgepeth	82	Holy Cross	1976
Nick Giaquinto	100	New Hampshire	1975
Rich Mason	91	Boston University	1975
Mike Zito	98	Vermont	1968

ALL-TIME PUNT RETURN TOUCHDOWNS

Name	Yards	Opponent	Year
Deshon Foxx	72	Stony Brook	2014
Max DeLorenzo	0	Massachusetts	2012
Nick Williams	58	Maryland	2012
Nick Williams	80	Pittsburgh	2012
Robert McClain	87	Cincinnati	2009
Jasper Howard	69	Syracuse	2008
Larry Taylor	68	Wake Forest	2007
Larry Taylor	74	Louisville	2007
Larry Taylor	72	Army	2006
Larry Taylor	68	Toledo	2004
Cathlyn Clarke	31	Kent State	2002
Ezra Carey	5	Miami	2002
Terrance Smith	0	Rhode Island	2000
Jordan Younger	68	Maine	1999
Jordan Younger	68	Villanova	1999
Antonio Grant	0	Northeastern	1999
Jordan Younger	6	Rhode Island	1997
Dak Newton	80	Massachusetts	1996
Carl Bond	0	Boston University	1996
Carl Bond	0	Hofstra	1996
Kevin Bannister	19	Richmond	1994
Mike Walker	0	Villanova	1994
Richard Connors	20	Boston University	1994
Mark Chapman	48	Northeastern	1992
Mike Nolan	80	Massachusetts	1989
David Dunn	72	Boston University	1986
Scott Daniels	79	Massachusetts	1986
Matt Latham	64	Morgan State	1984
Matt Latham	76	Yale	1983
Matt Latham	64	Yale	1983
Joe Markus	72	Northeastern	1982
Pete Rostosky	22	Rhode Island	1982
Pete Rostosky	5	Yale	1980
Reggie Eccleston	70	Yale	1979
Joe Markus	59	Maine	1979
Dave Jacobs	10	Navy	1975
Rich Hedgepeth	47	Rutgers	1975
Nick Giaquinto	66	Holy Cross	1975
Brian Herosian	45	Yale	1972
Bob Warren	30	Maine	1971
Nick Rossetti	0	Temple	1964
John Billingslea	65	Rhode Island	1964
John Thompson	96	Worcester Tech	1936

Bold indicates returning player

MISCELLANEOUS RETURN TOUCHDOWN RECORDS

PLAYERS W/ KICK RETURN, PUNT RETURN AND INTERCEPTION RETURN IN CAREER

Jordan Younger, 1996-99

- kick return vs. Massachusetts (II) in 1998
- punt returns vs. Maine and Villanova in 1999 and Rhode Island in 1997
- interception return vs. Hofstra in 1998

PLAYERS W/ KICK RETURN AND PUNT RETURN IN CAREER

Larry Taylor, 2004-07

- kick return vs. Temple in 2004
- four punt returns

Jordan Younger, 1996-99

- kick return vs. Massachusetts (II) in 1998
- punt returns vs. Maine and Villanova in 1999 and Rhode Island in 1997

Nick Giaquinto, 1975-76

- kick return vs. New Hampshire in 1975
- punt return vs. Holy Cross in 1975

Rich Hedgepeth, 1974-76

- kick return vs. Holy Cross in 1976
- punt return vs. Rutgers in 1975

Nick Williams, 2009-12

- two kickoff returns in 2010
- two punt returns in 2012

PLAYERS W/ PUNT RETURN AND INTERCEPTION RETURN IN CAREER

Robert McClain, 2006-2009

- punt returns vs. Cincinnati in 2009
- interception returns vs. Cincinnati and Syracuse in 2008

Jordan Younger, 1996-99

- punt returns vs. Maine and Villanova in 1999 and Rhode Island in 1997
- interception return vs. Hofstra in 1998

Scott Daniels, 1984-87

- punt return vs. Massachusetts in 1986
- interception return vs. Massachusetts in 1987

John Billingslea, 1963-65

- punt return vs. Rhode Island in 1964
- interception return vs. Boston University in 1963

PLAYERS W/ INTERCEPTION RETURN AND FUMBLE RETURN IN CAREER

Byron Jones, 2011-14

- fumble return vs. USF in 2011
- interception return vs. USF in 2014

Yawin Smallwood, 2011-13

- fumble return vs. Vanderbilt in 2011
- interception return vs. Temple in 2013

Anthony Carter, 1996-99

- interception return vs. Massachusetts (II) in 1998
- fumble return vs. Rhode Island in 1997

Jamar Summers 2014-2016

- fumble return vs. Navy in 2016
- Interception return vs. Tulane 2015

GAMES W/ MULTIPLE RETURN TOUCHDOWNS

- vs. Buffalo in 2010 – Junior (IR), Wreh-Wilson (IR)
- vs. Oklahoma in 2011 – Gratz (IR), Frey (KR)
- vs. Syracuse in 2009 – Lang (KR), Gratz (FR)
- vs. Army in 2005 – Butler (IR), Rouzier (IR)
- vs. Massachusetts (II) in 1998 – Younger (KR), DeLucia (FR), Carter (IR)

vs. Buffalo in 1997 – DeLucia (FR),

Waggoner (IR)

vs. Rhode Island in 1997 – Carter (FR),

Younger (PR)

vs. Yale in 1983 – Latham (PR, 2),

DuBose (KR)

GAMES W/ MOST RETURN TOUCHDOWNS

Vs. Massachusetts in 2012 – Gratz (IR),

DeLorenzo (PR)

SEASONS W/ MOST RETURN TOUCHDOWNS

2007 – 9 (5 IR, 2 KR, 2 PR)

2010 – 8 (5 IR, 3 KR)

1975 – 6 (3 PR, 2 KR, 1 IR)

2009 – 5 (1 IR, 3 KR, 1 FR)

2008 – 5 (4 IR, 1 PR)

2004 – 5 (3 IR, 1 KR, 1 PR)

1998 – 5 (2 IR, 2 KR, 1 FR)

1997 – 5 (2 IR, 2 FR, 1 PR)

SINGLE-GAME OPPONENT RECORDS



2019 UCONN FOOTBALL MEDIA GUIDE

TOTAL OFFENSE — YARDS

1. 566 Tom Erhardt, Rhode Island, 1985
2. 537 Matt Nagy, Delaware, 1998
3. 555 Zach Collaros, Cincinnati, 2009

TOTAL OFFENSE — PLAYS

1. 73 Chris Boden, Villanova, 1999
- 73 Mickey Fein, Maine, 1997
3. 64 Mike Romo, Southern Methodist, 1989

ALL-PURPOSE YARDS

1. 297 Marcel Shipp, Massachusetts, 1998
2. 274 Greg Jennings, Western Michigan, 2003
3. 262 Ryan Broyles, Oklahoma, 2011
4. 246 Jerry Azumah, New Hampshire, 1998
5. 241 Alvin Porch, William & Mary, 1997

RUSHING YARDS

1. 257 Marcel Shipp, Massachusetts, 1998
2. 237 Curtis Keaton, James Madison, 1999
3. 234 Jerry Azumah, New Hampshire, 1998

RUSHING CARRIES

1. 53 Jerry Azumah, New Hampshire, 1998
2. 47 L.J. McKanas, Northeastern, 2000
3. 40 Gregg Drew, Boston University, 1981

RUSHING TOUCHDOWNS

1. 5 Curtis Keaton, James Madison, 1999
2. 4 Tony Hollings, Georgia Tech, 2002
- 4 Dwone Hicks, Middle Tennessee, 2001
- 4 Dwone Hicks, Middle Tennessee, 2000
- 4 Tony Vinson, Towson State, 1993
- 4 Garry Pearson, UMass, 1982
- 4 Bill Burnham, New Hampshire, 1977

PASSING YARDS

1. 566 Tom Erhardt, Rhode Island, 1985
2. 556 Matt Nagy, Delaware, 1998
3. 522 Mickey Fein, Maine, 1997

PASSING ATTEMPTS

1. 69 Chris Boden, Villanova, 1999
2. 64 Shane Carden, East Carolina, 2014
2. 64 Mike Romo, Southern Methodist, 1989
3. 61 Mickey Fein, Maine, 1997

PASSING COMPLETIONS

1. 43 Chris Boden, Villanova, 1999
2. 40 Tom Erhardt, Rhode Island, 1985
3. 38 Shane Carden, East Carolina, 2014
3. 38 Mickey Fein, Maine, 1997

TOUCHDOWN PASSES

1. 8 Tom Erhardt, Rhode Island, 1985
2. 5 Alex Carder, Western Michigan, 2011
- 5 Mickey Fein, Maine, 1997
- 5 Glenn Kempa, Lehigh, 1991
- 5 Drew Lock, Missouri, 2017

INTERCEPTIONS THROWN

1. 6 Greg Farland, Rhode Island, 1986
2. 5 Dave Wienke, Rhode Island, 1983
- 5 Dave Palazzi, Massachusetts, 1988
- 5 Tony Squitieri, Rhode Island, 1992

PASS RECEPTIONS

1. 19 Zay Jones, East Carolina, 2016
2. 16 Brian Forster, Rhode Island, 1985
- 16 Brian Finneran, Villanova, 1996
4. 15 Eddie Conti, Delaware, 1998
- 15 Anthony Miller, Memphis, 2017

RECEIVING YARDS

1. 354 Eddie Conti, Delaware, 1998
2. 290 Amba Etta-Tawo, Syracuse, 2016
3. 224 Anthony Miller, Memphis, 2017
4. 223 Brandon Coleman, Rutgers, 2011
5. 205 Brian Forster, Rhode Island, 1985

TOUCHDOWN CATCHES

1. 4 Brian Forster, Rhode Island, 1985
- 4 Dameron Reilly, Rhode Island, 1985
- 4 Anthony Miller, Memphis, 2017
4. 3 Rodney Adams, USF, 2015
- 3 Jeff Godfrey, UCF, 2013
- 3 Ed Young, Buffalo, 2010
- 3 Dameron Reilly, Rhode Island, 1984

PUNT RETURNS (SINCE 1992)

1. 5 Tavon Austin, West Virginia, 2011
- 5 Vaughn Rivers, West Virginia, 2007
- 5 Jackie Chambers, USF, 2005
- 5 David Sofran, Northeastern, 1998
- 5 Jeff Yeakel, Hofstra, 1997

PUNT RETURN YARDS (SINCE 1992)

1. 105 Doug Beaumont, Louisville, 2010
2. 89 Sean Dillard, Temple, 2001
3. 67 Kory Blackwell, Massachusetts, 1996
4. 66 Ray Stith, Army, 2003
5. 57 Vaughn Rivers, West Virginia, 2007
6. 53 Andre Jones, Akron, 2007

KICKOFF RETURNS (SINCE 1992)

1. 8 Scott Wesley, Army, 2005
2. 7 Raji El-Amin, Rhode Island, 2006
- 7 Scott Wesley, Army, 2004
- 7 Tony Szydlowski, Maine, 1993
- 7 John Allen, James Madison, 1993
- 7 Brian Merritt, Rhode Island, 1992

KICKOFF RETURN YARDS (SINCE 1992)

1. 194 Jabari Marshall, Duke, 2007
2. 162 Brian Merritt, Rhode Island, 1992
3. 155 John Allen, James Madison, 1993
4. 144 Marty Gilyard, Cincinnati, 2009
5. 141 Raji El-Amin, Rhode Island, 2006

PUNTS (SINCE 1992)

1. 11 Zachary Block, Tulane, 2015
- 11 Ben Woods, Buffalo, 2005
- 11 James Gaither, Murray State, 2004
- 11 Dominic Milano, Buffalo, 2003
- 11 Scott McMahan, Buffalo, 2002
6. 10 Teddy Dellaganna, Rutgers, 2009
- 10 Alex Bradford, Army, 2003

PUNTING YARDS (SINCE 1992)

1. 463 Scott McMahan, Buffalo, 2002
2. 433 Dominic Milano, Buffalo, 2003
3. 429 Kash Keifer, Maine, 2007
4. 427 Zachary Block, Tulane, 2015
5. 421 Teddy Dellaganna, Rutgers, 2009

FIELD GOALS MADE (SINCE 1992)

1. 4 Chris Philpott, Louisville
- 4 Jacob Rogers, Cincinnati, 2009
- 4 Jeremy Ito, Rutgers, 2007
- 4 Kevin Lovell, Cincinnati, 2006
- 4 Dave Ettinger, Hofstra, 1997
- 4 Brandon Hanes, Northeastern, 1996
- 4 Jim Richter, Furman, 1993
- EXTRA POINTS MADE (SINCE 1992)
1. 8 Pat McAfee, West Virginia, 2007
- 8 Cap Poklemba, Temple, 2001
- 8 Mike Griffin, Rhode Island, 1985
- 8 Matthew Wright, UCF, 2018
- 8 Haden Hoggarth, Boise, 2018
- 8 Kevin Robledo, SMU, 2018

MOST TOUCHDOWNS

1. 5 Curtis Keaton, James Madison, 1999
- 5 Quinton Flowers, USF, 2016
2. 4 Tony Hollings, Georgia Tech, 2002
- 4 Dwone Hicks, Middle Tennessee, 2001
- 4 Dwone Hicks, Middle Tennessee, 2000
- 4 Tony Vinson, Towson State, 1993
- 4 Garry Pearson, UMass, 1982
- 4 Bill Burnham, New Hampshire, 1977
- 4 Brian Forster, Rhode Island, 1985

- 4 Dameron Reilly, Rhode Island, 1985
- 4 Anthony Miller, Memphis, 2017

POINTS SCORED

- 70 Memphis 2017
- 69 Holy Cross 1919
- 66 West Virginia 2007
- 66 Middle Tennessee 2000
- 65 Trinity 1909
- 62 Central Florida 2013
- 62 Massachusetts 1999
- 62 Boise State 2018
- 62 SMU 2018
- 59 Delaware 1998
- 57 Temple 2018
- 56 Temple 2001
- 56 Hofstra 1999
- 56 Rhode Island 1985
- 56 Wesleyan 1911
- 56 UCF 2018

TOUCHDOWNS

- 10 Memphis 2017
- 9 West Virginia 2007
- 9 Middle Tennessee 2000
- 9 Delaware 1998

PAT (KICK)

- 10 Memphis 2017
- 9 West Virginia 2007
- 8 Temple 2001
- 8 Massachusetts 1999
- 8 Rhode Island 1985
- 8 UCF 2018
- 8 Boise State 2018
- 8 SMU 2018

PLAYS RUN ON OFFENSE

- 115 Buffalo 1997

YARDS ON OFFENSE

- 818 Boise State 2018

PASSING YARDS

- 584 Delaware 1998

RUSHING CARRIES

- 83 Massachusetts 1981

RUSHING YARDS

- 530 Georgia Southern 1998
- 517 West Virginia 2007
- 470 Tulsa 2018
- 464 Navy 2006
- 408 James Madison 1999
- 392 Delaware 1990

RUSHING TOUCHDOWNS

- 7 West Virginia 2007
- 7 Middle Tennessee 2000
- 7 Georgia Southern 1998

PUNT RETURN YARDS

- 121 Iowa State 2002
- 105 Louisville 2010
- 90 Virginia Tech 2003
- 89 Temple 2001

KICKOFF RETURNS

- 10 Rhode Island 2006
- 9 Central Connecticut 1995
- 9 Wake Forest 2003
- 9 Yale 1998

KICKOFF RETURN YARDS

- 208 Duke 2007
- 202 Yale 1995



SINGLE-SEASON TEAM RECORDS

2019 UCONN FOOTBALL MEDIA GUIDE

WINS-LOSSES

MOST WINS IN SEASON

1998 — 10
2007 — 9
2003 — 9
2010 — 8
2009 — 8
2008 — 8
2004 — 8
1995 — 8
1989 — 8
1986 — 8
1973 — 8
1901 — 8

FEWEST WINS

1932 — 0

MOST LOSSES

2018 — 11
2014 — 10
1977 — 10

FEWEST LOSSES

1924 — 0

WINNING PERCENTAGE

1924 — 6-0-2 .875
1945 — 7-1-0 .875
1944 — 7-1-0 .875
1926 — 7-1-0 .875
1901 — 8-2-0 .800
1936 — 7-2-0 .778
1973 — 8-2-1 .773
1998 — 10-3-0 .769
2003 — 9-3-0 .750
1942 — 6-2-0 .750

TOTAL OFFENSE

TOTAL PLAYS

2003 — 946
1998 — 916
2017 — 907
2009 — 903
2007 — 894
2004 — 885
1988 — 865
2010 — 858
2018 — 851
2002 — 842
1990 — 837
1991 — 836
1989 — 832
2013 — 827
1987 — 827
2011 — 825
2015 — 819
1992 — 816

NET YARDS

2003 — 5730
1998 — 5514
2004 — 5157
2009 — 5034
2016 — 4982
1991 — 4659
2008 — 4629
1997 — 4614
1988 — 4606
1990 — 4534
2018 — 4530
2007 — 4513
1989 — 4478
1995 — 4469
1987 — 4431
1981 — 4394
2002 — 4310

RUSHING

CARRIES

1978 — 594
1995 — 582
1973 — 579
1957 — 566
1982 — 564
2008 — 556
1958 — 544
1983 — 540
2007 — 534
1968 — 530
2009 — 528
1956 — 518

NET YARDS

2008 — 2813
1995 — 2529
2018 — 2394
1958 — 2314
1968 — 2273
2010 — 2271
2009 — 2219
2006 — 2195
2003 — 2195
1956 — 2181
1987 — 2121
1976 — 2112
2007 — 2098
1992 — 2085

TOUCHDOWNS

2009 — 30
2008 — 27
1998 — 26
1993 — 26
1997 — 25
2002 — 22
1988 — 22
2003 — 21
1995 — 21
1989 — 21
1987 — 21
2010 — 20
1968 — 20
1992 — 19
2006 — 18
1981 — 18
1976 — 18

PASSING

ATTEMPTS

2003 — 483
1991 — 465
2004 — 464
2013 — 439
2000 — 437
1998 — 425
1990 — 422
2017 — 421
1988 — 412
2002 — 392
2016 — 380
2001 — 376
2009 — 375
1989 — 369
1999 — 368
2007 — 360
2011 — 359
2010 — 357
2018 — 351
1970 — 347
2015 — 342
2014 — 341

COMPLETIONS

2004 — 288
2003 — 283
1991 — 269
1990 — 265
2017 — 256
1988 — 251
2013 — 241
1998 — 238
2000 — 237

2002 — 232
1989 — 217
2016 — 213
2009 — 214
2007 — 202
2015 — 201
2018 — 199
1987 — 198
1986 — 193
1999 — 190
2010 — 188
2014 — 185
2011 — 182

PERCENT COMPLETED

2004 — .629
1990 — .628
1988 — .609
2017 — .608
1987 — .596
2002 — .592
2015 — .588
1989 — .588
2003 — .586
1993 — .580
1991 — .578
2009 — .571
1986 — .571
2018 — .567
2007 — .561
2016 — .561
1998 — .560
1963 — .557

HAD INTERCEPTED

1982 — 25
1981 — 22
1970 — 22
1985 — 21
1969 — 21
1953 — 21
1949 — 21
1991 — 21
1999 — 19
2013 — 18
1977 — 18
1976 — 18
1964 — 18

YARDS

1998 — 3591
2003 — 3575
2004 — 3376
1991 — 3316
2017 — 3230
1990 — 3161
2000 — 2879
1997 — 2871
1988 — 2839
2013 — 2810
2009 — 2815
2002 — 2671
1989 — 2524
1981 — 2507
2016 — 2432
2007 — 2415
2015 — 2412
1996 — 2359
2011 — 2336

TD PASSES

2003 — 33
1998 — 32
1990 — 27
2004 — 23
1997 — 23
2002 — 21
1991 — 21
2018 — 20
2017 — 18
1996 — 18
1988 — 18
1987 — 18
1981 — 18
2000 — 17
1989 — 17
1980 — 17

PUNTING

NUMBER

1975 — 85
1983 — 84
2001 — 83
1979 — 82
2014 — 80
2010 — 79
2002 — 79
1984 — 79
2005 — 77
2015 — 76
2007 — 76
2006 — 74
1978 — 74
2016 — 74

AVERAGE — PUNT

2018 — 42.9
2009 — 42.5
2010 — 41.3
2016 — 40.8
2003 — 40.6
1999 — 40.4
2007 — 40.2
1998 — 40.2
1988 — 40.1
2013 — 39.8
2008 — 39.8
1996 — 39.8
1994 — 39.7
1980 — 39.4
2000 — 39.3
2002 — 38.8
2001 — 38.6

YARDS

2001 — 3200
2016 — 3017
1983 — 3115
2014 — 3078
2002 — 3064
2007 — 3055
1975 — 2965
2015 — 2866
2006 — 2845
2013 — 2820
1979 — 2725
1999 — 2709
2018 — 2705
2009 — 2680

PUNT RETURNS

**from 1961*

NUMBER

1985 — 43
2003 — 42
1986 — 40
1971 — 40
1968 — 39
2009 — 38
2007 — 38
2002 — 38
1980 — 37
2005 — 36
1988 — 36
1981 — 36

YARDS

2007 — 429
2004 — 417
2009 — 412
1985 — 390
1986 — 380
2005 — 371
1980 — 369
2010 — 360
1982 — 344
1992 — 336
1975 — 333
1995 — 321
1979 — 320
2008 — 306
1981 — 301

SINGLE-SEASON TEAM RECORDS



2019 UCONN FOOTBALL MEDIA GUIDE

KICKOFF RETURNS

**from 1961*

NUMBER

1998 — 63
2010 — 55
2008 — 54
2009 — 53
2001 — 53
1991 — 53
2000 — 51
1999 — 51
2017 — 50
2007 — 50
1976 — 50
1990 — 49
2014 — 48
2006 — 48
1987 — 48
2018 — 48

YARDS

2010 — 1487
1998 — 1395
2009 — 1365
2008 — 1145
2007 — 1116
1975 — 1074
2001 — 1056
2017 — 1054
2011 — 1039
1991 — 1024
2006 — 982
2014 — 949
1976 — 947
2000 — 943
1987 — 942
2005 — 912
1990 — 907
1999 — 902
2004 — 889
1994 — 889

INTERCEPTIONS

**from 1955*

NUMBER

1992 — 25
2007 — 23
2010 — 20
2002 — 20
1987 — 20
1983 — 20
1998 — 19
1986 — 19
1978 — 19
1973 — 19
1970 — 19
1958 — 19

YARDS

2010 — 486
1958 — 420
2007 — 382
2002 — 368
2008 — 358
1956 — 321
1978 — 313
1973 — 298
1997 — 281
1992 — 278
1962 — 266
1970 — 233
2005 — 227
1955 — 207

FUMBLES

**from 1961*

NUMBER

1978 — 42
1987 — 40
1990 — 36
1981 — 34
1976 — 34
1972 — 34
1986 — 32
1982 — 32
1974 — 32
1966 — 32

FUMBLES LOST

1978 — 30
1976 — 22
1987 — 21
1972 — 21
1974 — 19
1981 — 18
1983 — 17
1977 — 17
1970 — 17
1961 — 17

FIRST DOWNS

**from 1980*

TOTAL

2003 — 297
1998 — 294
2004 — 269
2017 — 256
2009 — 254
2018 — 250
2008 — 248
1995 — 248
1989 — 248
1988 — 247
1990 — 245
2007 — 244
1991 — 240
2002 — 231
1981 — 230
1987 — 229
1997 — 225

RUSHING

1995 — 150
2008 — 144
2018 — 128
1998 — 121
2009 — 119
1992 — 117
2007 — 110
1988 — 110
1982 — 109
2003 — 108
1981 — 108
1987 — 107
2010 — 106
2005 — 106
2006 — 102

PASSING

2004 — 165
2003 — 164
1991 — 156
1990 — 154
1998 — 152
2000 — 131
2017 — 130
1988 — 126
2009 — 124
1989 — 120
2002 — 117
2016 — 117
1997 — 113
2007 — 112
2011 — 108
1987 — 108
1981 — 108

PENALTY

2017 — 31
2018 — 29
2001 — 28
2000 — 27
1989 — 27
2003 — 25
2014 — 22
2008 — 22
2007 — 22
2002 — 22
1998 — 21
1995 — 21
2015 — 20
2011 — 20
1996 — 20
1993 — 18
1999 — 17
1990 — 17

PENALTIES

**from 1968*

NUMBER

1987 — 94
1990 — 86
1992 — 85
1989 — 85
1984 — 84
2000 — 83
1988 — 83
2007 — 79
1998 — 76
2002 — 75
2001 — 75
2015 — 74
2014 — 74
1991 — 74

YARDS PENALIZED

1987 — 869
1990 — 814
1989 — 799
1991 — 742
1988 — 736
1984 — 726
2014 — 721
2000 — 681
1992 — 666
1998 — 658
2001 — 650
2004 — 615
2002 — 599
2017 — 586
2015 — 595

POINTS

POINTS SCORED

1998 — 461
2003 — 408
2009 — 405
1997 — 398
2002 — 373
2004 — 363
2007 — 344
2010 — 343
2008 — 324
1990 — 308
1988 — 298
1989 — 297
2011 — 291
1987 — 291
1981 — 291
1958 — 281
1995 — 279
2005 — 272
2018 — 266

POINTS ALLOWED

2018 — 605
1998 — 413
2001 — 370
1999 — 383
2000 — 368
2013 — 363
2014 — 358

1991 — 340
2016 — 337
2006 — 324
2009 — 307
2003 — 300
2011 — 292
1977 — 290
2010 — 286
2017 — 283
1990 — 281
1954 — 276
2002 — 270
1994 — 264
2004 — 260

FEWEST POINTS SCORED

1955 — 68
1950 — 82
1977 — 84
1963 — 91
1966 — 92
1954 — 92
1962 — 97
1964 — 99
1965 — 100
1971 — 107

FEWEST POINTS ALLOWED

1956 — 100
1951 — 102
1955 — 105
1959 — 111
1963 — 113
1965 — 116
1957 — 121
1964 — 123
1960 — 123
1958 — 134
1950 — 134

MOST TDS

1998 — 63
2003 — 54
1997 — 53
2009 — 52
2002 — 48
2004 — 44
1990 — 42
2007 — 40
1989 — 40
1988 — 40
1987 — 40
1958 — 39
2010 — 38
2008 — 37
1956 — 37
1981 — 36
2017 — 36

MOST PAT (KICK)

1998 — 56
2003 — 49
2002 — 48
2009 — 47
1997 — 45
2010 — 38
2004 — 37
1990 — 36
1988 — 35
2008 — 34
2007 — 34
1989 — 34
2018 — 32
1987 — 32
1981 — 31
2005 — 30
2011 — 29
2006 — 28
1993 — 28
1980 — 28
2013 — 27
2017 — 27

MOST RUN CONVERSIONS (PATs)

1958 — 15
1959 — 11
1960 — 5
1968 — 3
1966 — 3
1961 — 3



SINGLE-GAME TEAM RECORDS

2019 UCONN FOOTBALL MEDIA GUIDE

OFFENSE

POINTS SCORED

#	Opponent	Year
125	Newport NTS	1949
76	Norwich	1937
71	Massachusetts	1956
68	Cooper Union	1926
65	Wesleyan	1908
63	Kent State	2002
63	Yale	1998
63	St. Stephens	1920
62	Texas Southern	2010
61	Florida Atlantic	2002
59	Liberty	2005
56	Rhode Island	1980
56	Rhode Island	2018
55	Buffalo	1997
55	American Int'l	1958

TOUCHDOWNS

11	Norwich	1937
----	---------	------

PAT (KICK)

9	Kent State	2002
9	Yale	1998

PAT (RUN)

4	American Int'l	1958
---	----------------	------

PAT (PASS)

2	American Int'l	1958
---	----------------	------

FIELD GOALS

4	Cincinnati	2011
4	USF	2010
4	Toledo	2004
4	Yale	1995
4	New Hampshire	1986
4	New Hampshire	1982
4	Northeastern	1966

POINTS ALLOWED

70	Memphis	2017
69	Holy Cross	1919
66	West Virginia	2007
66	Middle Tennessee	2000
65	Trinity	1909
62	Central Florida	2013
62	Massachusetts	1999
62	Boise State	2018
62	SMU	2018
59	Delaware	1998
57	Temple	2018
56	Temple	2001
56	Hofstra	1999
56	Rhode Island	1985
56	Wesleyan	1911
56	UCF	2018

PLAYS RUN ON OFFENSE

103	Boston University	1988
100	Memphis	2017
100	Rhode Island	1991
99	Colgate	1983
98	Bucknell	1980
98	Maine	1978
97	New Hampshire	1981
91	Villanova	1992
91	Rhode Island	1989
91	Yale	1989
92	Kent State	2003
91	Pittsburgh	2006
90	Boston University	1992
90	Boston University	1989
89	Liberty	2005
89	Rhode Island	1992
89	Boston College	2003

YARDS ON OFFENSE

618	Yale	1995
613	Buffalo	2003
600	Liberty	2005
599	Boston University	1997
580	SMU	2018
579	Rhode Island	1992
569	Yale	1991
568	Western Michigan	2003
567	Rhode Island	2006
567	Rhode Island	1987
566	Syracuse	2004
555	Yale	1990
554	Yale	1998
549	Massachusetts	1998
538	Memphis	2013
536	Wake Forest	2003

RUSHING CARRIES

80	Maine	1978
72	Bucknell	1980
67	Vermont	1974
66	Holy Cross	1978
65	Rhode Island	1995
65	Yale	1973
64	Rhode Island	1978
63	New Hampshire	1995
63	Northeastern	1978
63	Northeastern	1980
62	Pittsburgh	2006
62	Liberty	2005
62	Boston University	1982
61	Rhode Island	1983
61	New Hampshire	1974

RUSHING YARDS

437	Massachusetts	1956
418	Rhode Island	2006
394	Yale	1995
385	Rhode Island	1992
382	Virginia	2008
376	Liberty	2005
365	SMU	2018
359	Yale	1973
358	Buffalo	2009 International Bowl
351	Boston University	1995
339	Yale	1992
330	Richmond	1993
328	Boston University	1975
322	USF	2018
320	Rhode Island	1978
317	Pittsburgh	2006
317	Boston University	1997
311	Maine	1981

RUSHING TOUCHDOWNS

10	Norwich	1937
6	Texas Southern	2010
6	Liberty	2005
6	James Madison	1993
6	Boston University	1976
6	Boston University	1975
5	Hofstra	2008
5	Rhode Island	2006
5	Central Connecticut	1995
5	Rhode Island	1993
5	New Hampshire	1974

PASSING ATTEMPTS

67	Rhode Island	1991
58	James Madison	1999
56	Rutgers	2009
56	New Hampshire	1999
55	Memphis	2013
55	Boston College	2003
54	Louisville	2000
53	Northeastern	1988
52	Delaware	1990
52	Missouri	2017
51	Syracuse	2004

51	Kent State	2003
51	Cincinnati	2001
51	Utah State	2001
51	Delaware	1991
51	Rhode Island	1988
49	Georgia Tech	2004
49	Eastern Michigan	2000
48	BYU	2014
48	Boston University	1988
48	Colgate	1983

PASSING COMPLETIONS

39	Syracuse	2004
37	Memphis	2013
37	James Madison	1999
37	Delaware	1991
36	Rhode Island	1991
33	Northeastern	1988
32	Delaware	1990
31	Villanova	1990
30	Rhode Island	1988
30	Boston University	1988
29	Buffalo	2004
29	Navy	2002
28	USF	2015
28	Georgia Tech	2004
28	Kent State	2003
28	Syracuse	2016

PASSING YARDS

463	Memphis	2013
445	Syracuse	2004
433	New Hampshire	1991
413	Massachusetts	1998
408	SMU	2017
406	ECU	2017
402	Yale	1991
396	Yale	1998
389	Rhode Island	1991
386	Murray State	2004
382	Cincinnati	2001
378	West Virginia	2009
373	Rutgers	2009
372	Tulsa	2017
371	Yale	1990
368	Boston University	1992
365	USF	2015
360	William & Mary	1998
353	Delaware State	1985

PASSING TOUCHDOWNS

6	Yale	1998
5	Murray State	2004
5	Akron	2003
5	Army	2003
5	Rhode Island	1980

INTERCEPTIONS THROWN

6	Lehigh	1982
6	UMass	1982

SPECIALTEAMS

PUNT RETURNS

11	Maine	1971
----	-------	------

PUNT RETURN YARDS

142	Maine	1979
-----	-------	------

KICKOFF RETURNS

10	West Virginia	2007
9	New Hampshire	1999
9	Navy	1975
9	Baldwin-Wallace	1969
9	Brown	1949

KICKOFF RETURN YARDS

220	Baldwin-Wallace	1969
-----	-----------------	------

PUNTS

15	Harvard	1946
----	---------	------

PUNTING YARDS

518	Harvard	1946
-----	---------	------

FIRST DOWNS

37	Liberty	2005
37	Yale	1998
35	Syracuse	2004
34	SMU	2018
32	Rhode Island	2018
31	Memphis	2013
31	Kent State	2003
31	Western Michigan	2003
31	New Hampshire	1996
30	Pittsburgh	2006
30	Army	2004
30	Buffalo	2003
30	Yale	1995
30	Rhode Island	1991
30	Maine	1990
30	Rhode Island	1985

FIRST DOWNS — RUSHING

27	Rhode Island	1958
----	--------------	------

FIRST DOWNS — PASSING

25	Syracuse	2004
----	----------	------

FIRST DOWNS — PENALTY

8	New Hampshire	1996
6	Army	2003
6	Yale	1998

PENALTIES

15	Rhode Island	1968
----	--------------	------

PENALTY YARDS

261	Rhode Island	1968
-----	--------------	------

TOTAL FUMBLES

10	Ohio Wesleyan	1949
----	---------------	------

FUMBLES LOST

6	Massachusetts	1961
---	---------------	------

DEFENSE

FEWEST RUSHING YARDS ALLOWED

-12	Florida Atlantic	2002
-9	Rutgers	2011
-8	Yale	1984
-7	New Hampshire	1962
-4	Buffalo	1996
0	Indiana	2006
5	Rhode Island	1985
5	Rhode Island	1970
6	Buffalo	1999
8	Maine	1974

FEWEST PASSING YARDS ALLOWED

0	Yale	1964
---	------	------

FEWEST TOTAL YARDS ALLOWED

-15	Maine	1978
-----	-------	------

FEWEST FIRST DOWNS ALLOWED

3	Navy	2002
4	Yale	1984
4	Maine	1978

UCONN INTERCEPTIONS

6	Rhode Island	1992
6	Rhode Island	1986
5	Rhode Island	1983
5	William & Mary	1970
5	Baldwin-Wallace	1969
5	American Int'l	1959
5	American Int'l	1958
5	Coast Guard	1946



TEAM HIGHS

POINTS (GAME)

- 63 vs. Kent State, 11/9/02
- 62 vs. Texas Southern, 9/11/10
- 61 vs. Florida Atlantic, 11/2/02

POINTS (HALF)

- 49 vs. Kent State, 11/9/02 (1st half)
- 45 vs. Texas Southern, 9/11/10 (1st half)
- 42 vs. Florida Atlantic, 11/2/02 (1st half)
- 42 vs. Rhode Island, 9/15/18 (1st half)

POINTS (QUARTER)

- 28 vs. Murray State, 9/4/04 (3rd quarter)
- 28 at Army, 9/6/03 (2nd quarter)
- 28 vs. Kent State, 11/9/02 (2nd quarter)
- 28 vs. Rhode Island, 9/15/18 (2nd quarter)

TOUCHDOWNS

- 9 vs. Kent State, 11/9/02
- 8 vs. Texas Southern, 9/11/10
- 8 vs. Liberty, 9/10/05
- 8 vs. Florida Atlantic, 11/2/02
- 7 vs. Rhode Island, 8/31/06
- 7 vs. Murray State, 9/4/04
- 7 at Army, 9/6/03

FIELD GOALS

- 4 at Cincinnati, 12/3/11
- 4 at USF, 12/4/10
- 4 vs. Cincinnati, 10/25/08
- 4 vs. Toledo, 12/27/04
- 3 18 times, last at Cincinnati, 11/25/17

FIELD GOAL ATTEMPTS

- 5 4 times, last at Temple, 9/18/10
- 5 at Temple, 9/6/08
- 5 at Army, 10/05
- 5 vs. Toledo, 12/27/04
- 4 13 times, last at Cincinnati, 11/25/17

TOTAL PLAYS

- 93 vs. Missouri, 10/28/17
- 92 at Kent State, 10/18/03
- 91 vs. Pittsburgh, 11/11/06
- 90 vs. Buffalo, 9/25/10
- 90 at Cincinnati, 10/15/05

TOTAL OFFENSE

- 613 at Buffalo, 9/20/03
- 600 vs. Liberty, 9/10/05
- 596 vs. ECU, 9/24/17
- 580 vs. SMU, 11/10/18

FIRST DOWNS

- 37 vs. Liberty, 9/10/05
- 35 at Syracuse, 10/30/04
- 34 vs. SMU, 11/10/2018
- 32 vs. URI, 9/15/2018.

RUSHING ATTEMPTS

- 62 vs. Pittsburgh, 11/11/06
- 62 vs. Liberty, 9/10/05
- 58 at Baylor, 9/19/09
- 55 at Temple, 9/16/08
- 55 vs. Syracuse, 10/7/05
- 55 vs. Buffalo, 9/1/05
- 55 vs. Temple, 11/24/18

RUSHING YARDS

- 418 vs. Rhode Island, 8/31/06
- 376 vs. Liberty, 9/10/05
- 365 vs. SMU, 11/10/18
- 317 vs. Pittsburgh, 11/11/06

RUSHING TOUCHDOWNS

- 6 vs. Texas Southern, 9/11/10
- 6 vs. Liberty, 9/10/05
- 5 vs. Hofstra, 8/28/08
- 5 vs. Rhode Island, 8/31/06
- 4 15 times, last vs. USF, 10/20/18

PASSING ATTEMPTS

- 56 vs. Rutgers, 10/31/09
- 55 vs. Memphis, 12/7/13
- 55 vs. Boston College, 9/13/03
- 52 vs. Missouri, 10/28/17.
- 51 at Syracuse, 10/30/04
- 51 at Kent State, 10/18/03

COMPLETIONS

- 39 at Syracuse, 10/30/04
- 37 vs. Memphis, 12/7/13
- 29 vs. Buffalo, 11/20/04
- 29 at Navy, 11/16/02

PASSING YARDS

- 463 vs. Memphis, 12/7/13
- 445 at Syracuse, 10/30/04
- 408 at SMU, 9/30/17
- 406 vs. ECU, 9/24/17
- 386 vs. Murray State, 9/4/04
- 378 at West Virginia, 10/24/09
- 372 vs. Tulsa, 10/21/17
- 365 vs. USF, 10/17/15

TD PASSES

- 5 vs. Murray State, 9/4/04
- 5 vs. Akron, 10/25/03
- 5 at Army, 9/6/03

INTERCEPTIONS THROWN

- 5 vs. Pittsburgh, 12/6/08
- 3 10 times, last vs. Louisville 11/8/13

PENALTIES

- 12 at ECU, 10/23/14
- 12 vs. Rutgers, 10/22/05
- 12 at Boston College, 8/31/02
- 11 at UCF, 10/10/15
- 11 at North Carolina, 10/4/08
- 11 vs. Akron, 9/27/07
- 11 vs. Tulsa, 10/21/17

PENALTY YARDS

- 118 at ECU, 10/23/14
- 115 vs. Memphis, 11/29/14
- 105 vs. Tulsa, 10/21/17
- 102 vs. UCF, 10/26/13
- 97 at North Carolina, 10/4/08
- 95 vs. Western Michigan, 10/1/11
- 94 vs. Cincinnati, 11/27/10
- 94 at Boston College, 9/17/04
- 91 vs. Akron, 10/25/03

PUNTS

- 12 at Houston 9/29/16
- 11 at Tulane, 11/7/15
- 11 at Rutgers, 10/8/10
- 10 6 times, last vs. Syracuse, 9/22/18

TURNOVERS LOST

- 7 vs. Syracuse, 11/5/11

PASSES INTERCEPTED

- 4 vs. East Carolina, 10/30/15
- 4 vs. Cincinnati, 11/27/10
- 4 vs. Buffalo, 9/25/10
- 4 at Pittsburgh, 9/22/07
- 4 at Army, 10/1/05
- 4 at Iowa State, 11/23/02

TEAM LOWS

POINTS (GAME)

- 0 vs. Cincinnati, 11/22/14
- 0 at Louisville, 10/23/10
- 0 at Pittsburgh, 11/12/05
- 0 at Boston College, 11/19/16
- 0 vs. Temple, 11/4/16
- 3 at Temple, 11/28/15
- 3 at Tulane, 10/11/14
- 3 at Cincinnati, 11/10/07
- 3 at East Carolina, 10/29/16
- 6 at Missouri, 9/19/15

POINTS (HALF)

- 0 33 times, last vs. Temple, 11/24/18

TOTAL PLAYS

- 36 at USF, 9/19/14
- 45 at Louisville, 10/23/10
- 46 at Boise St., 9/8/18.
- 47 at Tulane, 11/7/15
- 47 at Boston College, 11/19/16
- 50 vs. Marshall, 12/26/15
- 50 at Louisville, 12/2/06

TOTAL OFFENSE

- 121 at Boston College, 11/19/16
- 129 vs. Cincinnati, 11/22/14
- 129 at West Virginia, 11/2/05
- 138 at Temple, 11/28/15
- 145 at USF, 9/19/14
- 160 vs. Temple, 11/4/16
- 190 at Miami, Fla., 10/5/02

FIRST DOWNS

- 6 at USF, 9/19/14
- 6 at Georgia Tech, 9/17/05
- 8 at Louisville, 12/2/06
- 8 at Boston College, 11/19/16
- 8 vs. Temple 11/4/16
- 9 5 times, last at Temple, 11/28/15

RUSHING ATTEMPTS:

- 17 at Boston College, 11/19/16
- 22 at Cincinnati, 11/10/07
- 22 at Vanderbilt, 10/26/02
- 23 vs. Army, 11/8/14
- 23 vs. Louisville, 11/19/11

RUSHING YARDS

- 6 at Boston College, 11/19/16
- 9 at Temple, 11/28/15
- 12 at West Virginia, 11/2/05
- 18 vs. Louisville, 11/19/11
- 20 at Georgia Tech, 11/13/04

PASSING ATTEMPTS

- 6 vs. Buffalo, 1/3/09
- 6 vs. UMass, 10/27/18
- 10 at USF, 9/19/14
- 13 at Indiana, 9/23/06
- 13 vs. Rhode Island, 8/31/06

COMPLETIONS

- 4 vs. Buffalo, 1/3/09
- 4 vs. UMass, 10/27/18
- 5 vs. SMU, 12/6/14
- 6 at USF, 9/19/14
- 6 vs. Syracuse, 10/7/05
- 7 at Syracuse, 11/15/08
- 7 at Louisville, 12/2/06
- 7 at Georgia Tech, 9/17/05

PASSING YARDS

- 15 vs. UMass, 10/27/18
- 27 at Indiana, 9/23/06
- 45 vs. Syracuse, 10/7/05
- 49 vs. Buffalo, 1/3/09

PENALTIES

- 0 vs. South Carolina, 1/2/10
- 1 vs. Iowa State, 9/16/11
- 1 vs. West Virginia, 11/1/08
- 1 vs. Tulane, 11/26/16
- 1 vs. Syracuse, 9/24/16
- 2 17 times, last at Navy, 9/10/16

PENALTY YARDS

- 3 vs. Tulane, 11/26/16
- 5 vs. Iowa State, 9/16/11
- 5 vs. West Virginia, 11/1/08
- 5 vs. Syracuse, 9/24/16
- 10 5 times, last at Michigan, 9/4/10

PUNTS

- 0 at Syracuse, 10/30/04
- 1 vs. Liberty, 9/10/05
- 1 at Wake Forest, 11/15/03



INDIVIDUAL HIGHS

GAMES PLAYED

1.	52	Lawrence Wilson (2007-10)*
	52	Anthony Sherman (2007-10)*
3.	51	Kashif Moore (2008-11)*
	51	Moe Petrus (2008-11)*
5.	50	Julius Williams (2004-08)*
	50	Twyon Martin (2008-11)

* Played in every game during that time period

GAMES STARTED

1.	51	Moe Petrus (2008-11)
2.	50	Lawrence Wilson (2007-10)
3.	48	Mike Hicks (2006-09)
4.	46	James Hargrave (2002-05), Grant Preston (2002-05)

CONSECUTIVE STARTS

1.	51	Moe Petrus (2008-11)
2.	38	Mike Hicks (2007-09)
3.	36	Billy Irwin (2002-04), Brian Markowski (2002-04), Dan Orlovsky (2002-04), Grant Preston (2002-05)

RUSHING ATTEMPTS

1.	43	Donald Brown vs. Pittsburgh, 11/11/06
2.	37	Jordan Todman vs. Vanderbilt, 10/2/10
	37	Jordan Todman vs. Pittsburgh, 11/11/10
4.	34	Donald Brown vs. Pittsburgh, 12/6/08
	34	Donald Brown vs. Baylor, 9/19/08
6.	33	7 times, last by Jordan Todman at USF, 12/4/10

RUSHING YARDS

1.	261	Donald Brown vs. Buffalo, 1/3/09
2.	234	Terry Caulley at Buffalo, 9/20/03
3.	222	Jordan Todman vs. Pittsburgh, 11/11/10

RUSHING TOUCHDOWNS

1.	4	Lyle McCombs vs. Fordham, 9/3/11
	4	Jordan Todman at Cincinnati, 11/7/09
	4	Donald Brown vs. Hofstra, 8/28/08
	4	Cornell Brockington at Wake Forest, 11/15/03
	4	Cornell Brockington vs. Western Michigan, 11/1/03
	4	Terry Caulley at Buffalo, 9/20/03

PASSING ATTEMPTS

1.	55	Dan Orlovsky vs. Boston College, 9/13/03
2.	54	Casey Cochran vs. Memphis, 12/7/13
3.	52	Bryant Shirreffs vs. Missouri, 10/28/17
4.	51	Dan Orlovsky at Syracuse, 10/30/04
	51	Dan Orlovsky at Kent State, 10/18/03

COMPLETIONS:

1.	39	Dan Orlovsky at Syracuse, 10/30/04
2.	36	Casey Cochran vs. Memphis, 12/7/13
3.	29	Dan Orlovsky at Navy, 11/16/02
4.	28	Bryant Shirreffs vs. USF, 10/17/15
	28	Chandler Whitmer at Western Michigan, 9/12/12
	28	Dan Orlovsky vs. Buffalo, 11/20/04
	28	Dan Orlovsky at Georgia Tech, 11/13/04
	28	Dan Orlovsky at Kent State, 10/18/03

PASSING YARDS

1.	461	Casey Cochran vs. Memphis, 12/7/13
2.	408	Bryant Shirreffs at SMU, 9/30/17
3.	306	Bryant Shirreffs vs. ECU, 9/24/17
4.	445	Dan Orlovsky at Syracuse, 10/30/04
5.	382	Dan Orlovsky vs. Murray State, 9/4/04
6.	378	Cody Endres at West Virginia, 10/24/09
7.	372	Bryant Shirreffs vs. Tulsa, 10/21/17
8.	365	Bryant Shirreffs vs. USF, 10/17/15

TOUCHDOWN PASSES

1.	5	Dan Orlovsky vs. Murray State, 9/4/04
	5	Dan Orlovsky vs. Akron, 11/25/03
	5	Dan Orlovsky at Army, 9/6/03

INTERCEPTIONS THROWN:

1.	4	Chandler Whitmer at Rutgers, 10/6/12
	3	16 times, last Tim Boyle vs. Louisville, 11/8/13

RECEPTIONS

1.	15	Jeremy Davis vs. Memphis, 12/7/13
2.	11	Deshon Foxx vs. Memphis, 12/7/13
3.	10	Four times, last Shakim Phillips vs. Maryland, 9/14/13

RECEIVING YARDS

1.	207	Jeremy Davis vs. Memphis, 12/7/13
2.	178	Shakim Phillips vs. Maryland, 12/7/13
3.	157	Marcus Easley vs. West Virginia, 10/24/09
4.	143	Kashif Moore vs. Iowa State, 9/16/11
5.	140	Jeremy Davis at Cincinnati, 10/19/13

RECEIVING TOUCHDOWNS

1.	2	19 times, last by Tyler Davis at ECU 11/17/18
----	---	---

FIELD GOALS

1.	4	Dave Teggart at Cincinnati, 12/3/11
	4	Dave Teggart at USF, 12/4/10
	4	Dave Teggart vs. Cincinnati, 10/25/08
	4	Matt Nuzie vs. Toledo, 12/27/04

FIELD GOAL ATTEMPTS

1.	5	Dave Teggart at Temple, 9/18/10
	5	Tony Ciaravino vs. Temple, 9/6/08
	5	Matt Nuzie vs. Toledo, 12/27/04
4.	4	12 times, last by Dave Teggart, 12/3/11

EXTRA POINTS:

1.	9	Marc Hickok vs. Kent State, 1/9/02
2.	8	Dave Teggart vs. Syracuse, 11/28/09
	8	Marc Hickok vs. Florida Atlantic, 11/2/02

TOTAL TOUCHDOWNS

1.	5	Cornell Brockington vs. Western Michigan, 11/1/03
2.	4	Lyle McCombs vs. Fordham, 9/3/11
	4	Jordan Todman at Cincinnati, 11/7/09
	4	Donald Brown vs. Hofstra, 8/28/08
	4	Cornell Brockington at Wake Forest, 11/15/03
	4	Terry Caulley at Buffalo, 9/20/03
	4	Terry Caulley vs. Kent State, 11/9/02

PUNTS

1.	11	Justin Wain vs. Tulane, 11/7/15
	11	Cole Wagner at Rutgers, 10/8/10
3.	10	Desi Cullen at Cincinnati, 11/10/07
	10	Chris Pavasaris at Indiana, 9/23/06
	10	Chris Pavasaris vs. USF, 11/26/05
	10	Shane Hussar vs. Syracuse, 10/7/05
	10	Luke Magliozzi vs. Syracuse, 9/22/18

TACKLES:

1.	21	Alfred Fincher vs. West Virginia, 10/13/04
2.	18	Scott Lutrus vs. Louisville, 10/19/07
	18	Maurice Lloyd vs. Toledo, 12/27/04
4.	17	Andrew Adams vs. Navy, 9/26/15
	17	Sio Moore vs. West Virginia, 10/29/10
5.	16	Yawin Smallwood vs. Towson, 8/29/13

SACKS:

1.	4.0	Trevario Williams vs. Rutgers, 11/26/11
	4.0	Lindsey Witten at Ohio, 9/5/09
3.	3.5	Sio Moore vs. Vanderbilt, 9/10/11
4.	3.5	Robert McClain vs. Buffalo, 1/3/09
5.	3	Four times, last by Cody Brown vs. Syracuse, 11/15/08

TACKLES FOR LOSS

1.	5	Alfred Fincher vs. Western Michigan, 11/1/03
	5	Uyi Osunde vs. Akron, 10/25/03
	5	Tyler King vs. Akron, 10/25/03

PASSES INTERCEPTED

1.	3	Andrew Adams vs. UCF, 11/1/15
	3	Darius Butler at Army, 10/1/05
3.	2	Jamar Summers vs. East Carolina, 10/30/15
	2	Taylor Mack vs. Rutgers, 11/30/13
	2	Darius Butler vs. Army, 10/14/06
	2	Justin Perkins vs. Rutgers, 11/8/03
	2	Justin Perkins vs. Lehigh, 10/4/03
	2	Maurice Lloyd at Iowa State, 11/23/02



MISCELLANEOUS

LARGEST MARGIN OF VICTORY:

Margin	Date	Opponent	Score
59	9/11/10	Texas Southern	62-3
59	9/10/05	Liberty	59-0
47	11/2/02	Florida Atlantic	61-14
45	8/31/06	Rhode Island	52-7
42	9/26/09	Rhode Island	52-10
42	11/9/02	Kent State	63-21
38	9/8/07	Maine	38-0
38	9/1/05	Buffalo	38-0
38	9/4/04	Murray State	52-14
38	11/16/02	at Navy	38-0
37	8/30/12	UMass	37-0
37	9/25/04	Army	40-3
35	12/7/13	Memphis	45-10

LARGEST MARGIN OF DEFEAT:

56	9/8/18	at Boise State	7-62
50	11/24/18	Temple	7-57
45	10/26/13	at UCF	17-62
45	11/24/07	at West Virginia	21-66
42	9/29/18	vs. Cincinnati	7-49
41	11/22/14	at Cincinnati	0-41
41	10/6/18	at Memphis	14-55
40	10/28/17	Missouri	12-52

LARGEST LEAD HELD:

Lead	Date	Opponent	Score	Quarter
59	9/11/10	Texas Southern	62-3	Final
59	9/10/05	Liberty	59-0	Final
56	11/9/02	Kent State	56-0	4th
56	11/2/02	Florida Atlantic	56-0	3rd
45	8/31/06	Rhode Island	52-7	Final
42	9/13/08	Virginia	45-3	4th
38	9/26/09	Rhode Island	45-7	4th
38	9/8/07	Maine	38-0	Final
38	9/1/05	Buffalo	38-0	Final
38	9/4/04	Murray State	52-14	Final
38	11/16/02	at Navy	38-0	Final

LARGEST LEAD LOST (AFTER 1ST QUARTER):

15	10/10/09	Pittsburgh	21-6	3rd
14	9/21/13	Michigan	21-7	3rd
14	10/13/12	Temple	14-0	2nd
13	10/22/16	UCF	13-0	2nd
10	9/16/11	Iowa State	10-0	2nd
10	11/1/08	West Virginia	10-0	1st
10	12/29/07	vs. Wake Forest	10-0	3rd

LARGEST DEFICIT FACED:

Deficit	Date	Opponent	Score	Quarter
56	9/8/18	at Boise State	7-62	4th
52	11/24/07	at West Virginia	66-14	4th
50	11/24/18	Temple	7-57	4th
48	10/5/02	at Miami, Fla.	48-0	3rd
45	10/26/13	at UCF	62-17	4th
42	9/29/18	vs. Cincinnati	7-49	4th
41	10/6/18	at Memphis	14-55	4th
41	11/22/14	Cincinnati	41-0	4th
40	9/27/03	at Virginia Tech	40-0	3rd

LARGEST DEFICIT OVERCOME TO WIN:

17	11/1/03	Western Michigan	17-0	2nd
14	11/21/09	Notre Dame	14-0	1st
14	11/11/06	Pittsburgh	31-17	4th
14	9/11/04	Duke	20-6	4th
14	9/21/02	Ohio	20-6	3rd
13	8/31/17	Holy Cross	20-7	3rd
11	9/26/08	at Louisville	21-10	3rd

FOURTH QUARTER COMEBACK VICTORIES:

Date	Opponent	Deficit	Score	Time	Game Winning Play
9/17/16	Virginia	10	10-0	12:42	Puyol 43 yd field goal
11/22/13	Temple	7	28-21	4:32	Yavin Smallwood 59 yd int ret
10/29/10	West Virginia	3	16-13	OT	Dave Teggart 27 yard field goal
11/11/10	Pittsburgh	1	30-28	6:19	Isiah Moore 14 pass from Zach Frazer
12/5/09	South Florida	1	27-26	0:40	Dave Teggart 42 field goal
11/21/09	Notre Dame	3	20-17	10:47	Andre Dixon 4 run (2OT)
9/26/08	Louisville	4	17-21	2:45	Lawrence Wilson 45 int ret.
10/19/07	Louisville	10	17-7	11:35	Andre Dixon 5 run
9/15/07	Temple	1	17-16	14:54	Donald Brown 5 run
11/11/06	Pittsburgh	14	17-31	7:53	Donald Brown 10 run (D.J. Hernandez rush)
9/11/04	Duke	14	6-20	11:05	Matt Nuzie 21 field goal
11/8/03	Rutgers	3	21-24	8:04	Cornell Brockington 1 run
10/25/03	Akron	6	28-34	8:43	Matt Nuzie 27 field goal
10/18/03	at Kent State	8	20-28	1:51	O'Neil Wilson 14 pass from Dan Orlovsky
9/21/02	Ohio	6	13-19	14:05	Dan Orlovsky 1 run
8/31/17	Holy Cross	14	20-14	12:02	Nate Hopkins 1 yd TD run

FANTASTIC FINISHES (FINAL 2:00):

Date	Opponent	Final Score	Scoring Play
9/1/16	Maine	24-21	Puyol 37 yd FG (0.11, 4th)
9/12/16	Virginia	13-10	Puyol 43 yd FG (1:33, 4th)
10/1/11	W. Michigan	L, 31-38	Chleb Ravenell 41 pass from Aelx Carder (1:35, 4th)
12/4/10	USF	W19-16	Dave Teggart 52 yard field goal (0:17 4th)
10/29/10	West Virginia	W, 16-13	Dave Teggart 27 yard field goal (OT)

12/5/09	USF	W, 29-27	Dave Teggart 42 field goal (0:00, 4th)
11/21/09	Notre Dame	W, 33-30	Andre Dixon 4 run (2nd OT)
10/31/09	Rutgers	L, 24-28	Tim Brown 81 pass from Tom Savage 0:22, 4th)
10/10/09	at Pittsburgh	L, 21-24	Dan Hutchins 18 field goal (0:00, 4th)
9/12/09	North Carolina	L, 10-12	Team Safety (1:32, 4th)
10/19/07	Louisville	W, 21-17	Andre Dixon 5 run (1:32, 4th)
11/25/06	Cincinnati	L, 23-26	Kevin Lovell 29 field goal (0:10, 4th)
11/11/06	Pittsburgh	W, 46-45	Donald Brown 10 run (D.J. Hernandez rush, 2OT)
11/8/03	Rutgers	W, 38-31	Cornell Brockington 1 run (0:26, 4th)
10/25/03	Akron	W, 38-37	Matt Nuzie 27 field goal (0:00 4th)
10/18/03	at Kent State	W, 34-31	O'Neil Wilson 14 pass from Dan Orlovsky (OT)

EARLIEST SCORES:

Qtr	Time	Date	Opponent	Play
1st	13:34	9/25/10	Buffalo	Jerome Junior 27 yard interception return
1st	14:44	10/23/04	Temple	Larry Taylor 97 kickoff return
1st	14:43	11/15/03	at Wake Forest	O'Neil Wilson 55 pass from Dan Orlovsky
1st	14:12	9/8/07	Maine	Scott Lutrus 25 interception return
1st	13:55	11/3/07	Rutgers	Team Safety
1st	13:44	10/6/17	Memphis	Arkeel Newsome 64 yard TD run
1st	13:40	10/28/17	Missouri	Team Safety
1st	13:33	11/26/05	South Florida	Lou Allen 60 run
1st	13:33	11/2/02	Florida Atlantic	Terry Caulley 33 run

EARLIEST SCORES AGAINST:

1st	14:09	9/24/16	Syracuse	Etta-Tawo 57 yd pass Eric Dungey
1st	14:45	11/19/11	Louisville	Adrian Bushell 100 kickoff return
1st	14:46	10/24/09	at West Virginia	Tavor Austin 98 kickoff return
1st	14:48	10/31/09	Rutgers	Devin McCourty 98 kickoff return
1st	14:43	10/19/02	Temple	Makonne Fenton 94 kickoff return
1st	14:12	9/17/04	at Boston Coll.	Joel Hazard 12 pass from Paul Peterson

TWO-POINT CONVERSION ATTEMPTS (9-29):

Date	Opponent	Two-Point Play	Final
11/26/16	Tulane	Donovan Williams rush failed	L, 13-38
9/26/15	Navy	Noel Thomas pass from Bryant Shirreffs	L, 18-28
9/28/14	at Buffalo	Chandler Whitmer pass failed	L, 12-41
9/14/13	Maryland	Jeremy Davis pass from Chandler Whitmer	L, 21-32
8/29/13	Towson	Spencer Parker pass from Chandler Whitmer	L, 18-33
12/3/11	at Cincinnati	Corey Manning pass from Johnny McEntee	L, 27-35
12/5/09	USF	Desi Cullen rush failed	W, 29-27
12/5/09	USF	Zach Frazer pass failed	W, 29-27
11/7/09	at Cincinnati	Marcus Easley pass from Jordan Todman	L, 45-47
11/7/09	at Cincinnati	Zach Frazer pass failed	L, 45-47
10/4/08	North Carolina	Zach Frazer rush failed	L, 38-12
9/26/08	Louisville	Zach Frazer pass failed	W, 26-21
10/27/07	USF	Desi Cullen pass failed	W, 22-15
9/15/07	Temple	Tyler Lorenzen rush failed	W, 22-17
11/11/06	Pittsburgh	D.J. Hernandez rush	W, 46-45
10/29/06	at Rutgers	Matt Bonislawski rush failed	L, 13-24
10/20/06	West Virginia	Terry Caulley rush	L, 11-37
12/3/05	Louisville	D.J. Hernandez rush failed	L, 20-30
10/13/04	West Virginia	Dan Orlovsky pass failed	L, 19-31
9/30/04	Pittsburgh	Dan Orlovsky pass failed	W, 29-17
10/18/03	at Kent State	Keron Henry pass from Dan Orlovsky	W, 34-31 OT
9/16/17	at Virginia	Quayvon Skaanes rush failed	L, 18-38
9/16/17	at Virginia	Bryant Shirreffs pass failed	L, 18-38
9/30/17	at SMU	Bryant Shirreffs to Tyler Davis	L, 28-49
11/4/17	USF	David Pindell pass intercepted	L, 20-37
11/18/17	Boston College	David Pindell pass failed	L, 16-39
11/25/17	at Cincinnati	David Pindell pass failed	L, 21-22
11/3/18	at Tulsa	David Pindell pass failed	L, 19-49
11/10/18	SMU	David Pindell pass intercepted	L, 50-62

TWO-POINT CONVERSION ATTEMPTS DEFENDED (3-10):

9/3/15	Villanova	Jon Robertson pass failed	W, 20-15
11/26/11	Rutgers	Gary Nova pass failed	W, 40-22
11/26/11	Rutgers	Gary Nova pass failed	W, 40-22
9/18/10	at Temple	Chester Stewart pass failed	L, 16-30
12/5/09	USF	B.J. Daniels pass failed	W, 29-27
10/17/09	Louisville	Adam Froman pass failed	W, 38-25
10/10/09	at Pittsburgh	Cedric McGee pass from Bob Stull	L, 21-24
9/19/09	at Baylor	Justin Akers pass from Robert Griffin	W, 30-22
9/5/09	at Ohio	Theo Scott pass failed	W, 23-16
11/25/17	at Cincinnati	Mike Boone pass from Hayden Moore	L, 21-22
10/27/18	UMass	Ross Comis rush failed	L, 17-22

SAFETIES:

Date	Opponent	Play
10/10/15	UCF	Hayden Jones kneels in end zone on KO after taking ball out
10/21/10	Vanderbilt	Ball snapped through the back of the end zone
9/5/09	Ohio	Lindsey Witten sack in end zone
11/15/08	Syracuse	Team pushes back into endzone
11/3/07	Rutgers	D.J. Hernandez blocks punt through end zone
9/1/07	Duke	Julius Williams sacks Thaddeus Lewis in end zone
11/26/05	South Florida	Deon McPhee sacks Pat Julmiste in end zone
10/20/04	Buffalo	Shawn Mayne sacks P.J. Piskorik in end zone
11/9/02	Kent State	Frank Quagliano tackles David McDowell in end zone
10/28/17	Missouri	Ball snapped through the back of the end zone

SAFETIES AGAINST:

9/3/15	Villanova	Andreas Knappe holding in end zone
9/19/15	Missouri	Clarence Green blocked punt
10/8/11	West Virginia	Johnny McEntee sacked in End Zone
9/12/09	North Carolina	Dan Ryan Holding In End Zone
10/15/08	Rutgers	Donald Brown tackled in endzone
10/27/07	USF	Dahna Deleston falls on blocked punt in end zone
10/27/05	Rutgers	Dennis Brown fumbled snap out of end zone



FBS RECORDS (SINCE 2002)

2019 UCONN FOOTBALL MEDIA GUIDE

TRUE FRESHMAN STARTERS:

Player	Year	Pos.	Starts
Deon Anderson	2002	FB	6
Anthony Barksdale	2005	FB	2
Allan Barnes	2003	CB	3
Tyriq Beals	2015	WR	6
Tim Boyle	2013	QB	4
Tyvon Branch	2004	CB	1
Brayden Brown	2017	DB	4
Cody Brown	2005	DE	1
Dennis Brown	2005	QB	2
Ryan Carroll	2018	DB	8
Terry Cauley	2002	TB	9
Ryan Crozier	2014	LG	4
Pierce Devaughn	2018	DE	1
Omar Fortt	2017	DB	4
James Hargrave	2002	LB	2
Shane Hussar	2004	P	11
Terence Jeffers	2006	WR	8
Ron Johnson	2014	TB	6
Kevon Jones	2018	LB	6
Travis Jones	2018	DT	9
Jesse Joseph	2009	DE	13
Brad Kanuch	2006	WR	8
Matt Lawrence	2003	TB	2
Shamel Lazarus	2018	DB	2
Jeremy Lucien	2018	DB	4
Arkeel Newsome	2014	TB	2
Hergy Mayala	2015	WR	5
Kevin Mensah	2017	RB	4
Jonathan Pace	2018	DE	9
Keyshawn Paul	2018	DB	1
Oneil Robinson	2018	DB	5
Anthony Rouzier	2005	LB	1
Anthony Sherman	2007	FB	2
Michael Smith	2008	WR	1
Jamar Summers	2014	CB	6
Lwal Uguak	2018	DE	10
Robert Vaughn	2006	S	2
Ryan Van Demark	2017	OL	9
Donovan Williams	2016	QB	3
Trevardo Williams	2009	DE	1
Lindsey Witten	2006	DE	6

TOP HOME ATTENDANCE:

Attn.	Site	Opponent	Date
42,704	Rentschler Field	Michigan	9/28/13

TOP ROAD/NEUTRAL ATTENDANCE:

Attn.	Date	Opponent	Site
113,090	9/4/10	Michigan	Michigan Stadium
80,795	11/21/09	Notre Dame	Notre Dame Stadium
70,079	9/19/15	Missouri	Faurot Field At Memorial Stadium
67,232	1/1/11	Oklahoma	University of Phoenix Stadium
65,115	9/27/03	Virginia Tech	Lane Stadium
60,004	10/13/07	Virginia	Scott Stadium
59,500	10/4/08	North Carolina	Kenan Stadium

LONGEST SCORING DRIVES (BY PLAYS):

Plays	Date	Opponent	Scoring Play
19	11/25/18	at Cincinnati	David Pindell 1 yd run
17	9/1/07	at Duke	Tony Ciaravino 19 field goal
17	10/6/18	Memphis	David Pindell 4 yd run
16	11/3/12	at USF	Chad Christen 37 yard field goal
16	10/15/11	USF	Dave Teggart, 18 field goal
16	11/18/06	at Syracuse	Donald Brown 3 pass from D.J. Hernandez
16	11/15/03	at Wake Forest	Matt Nuzie 24 field goal



Center Moe Petrus started 51 consecutive games between 2008-11 – a UConn record

LONGEST SCORING DRIVES (BY YARDS):

Yards	Date	Opponent	Scoring Play
99	8/31/06	Rhode Island	Donald Brown 3 run
98	9/26/09	Rhode Island	Robbie Frey 13 run
98	11/18/06	at Syracuse	Terence Jeffers 16 pass from D.J. Hernandez
98	11/11/06	Pittsburgh	Donald Brown 8 pass from D.J. Hernandez
98	10/14/06	Army	Terry Cauley 98 run
97	11/1/03	Western Michigan	Cornell Brockington 10 run
97	9/27/03	at Virginia Tech	Keron Henry 27 pass from Dan Orlovsky

LONGEST SCORING DRIVES (BY TIME):

Time	Date	Opponent	Scoring Play
8:55	9/1/16	Maine	Ron Johnson 1 yd run
8:44	10/23/04	Temple	Chris Bellamy 5 yd run
7:53	11/25/17	at Cincinnati	David Pindell 1 yd run
7:43	9/10/05	Liberty	Lou Allen 6 yd run
7:41	11/15/03	at Wake Forest	Matt Nuzie 24 yd field goal
7:39	11/3/12	USF	Chad Christian 37 yd field goal
7:38	11/17/18	SMU	Tyler Davis 13 yd pass from Pindell
7:32	8/30/18	UCF	Michael Tarbutt 44 yd field goal
7:32	10/6/18	Memphis	David Pindell 4 yd run

LONGEST SCORING DRIVES AGAINST (BY PLAYS):

Plays	Date	Opponent	Scoring Play
19	9/4/10	at Michigan	Brandon Gibbons 24 yd field goal
18	9/16/17	at Virginia	Hamm 3 yd run

LONGEST SCORING DRIVES AGAINST (BY YARDS):

Yards	Date	Opponent	Scoring Play
99	9/24/16	Syracuse	Dungey 6 yd run
96	9/10/16	at Navy	Chris High 4 yd run
96	9/4/10	at Michigan	Vincent Smith 12 yd run
95	9/1/16	Maine	Josh Mask 20 yd pass from Collins
95	8/29/13	Towson	Peter Athens 1 yd run
95	11/19/11	Louisville	Teddy Bridgewater 5 yd run
95	10/18/03	at Kent State	Kevin Beverly 3 yd pass from Josh Cribbs

LONGEST SCORING DRIVES AGAINST (BY TIME):

Time	Date	Opponent	Scoring Play
9:46	9/16/17	at Virginia	Hamm 3 yd run
8:05	9/4/10	at Michigan	Brendan Gibbons 24 yard field goal
7:35	8/29/13	Towson	Peter Athens 1 yard run
7:19	10/19/07	Louisville	Art Carmody 23 field goal

NCAA FINAL RANKINGS

OFFENSE

Year	Rank	Stat
2002	75	359.17
2003	8	477.50
2004	19	429.75
2005	94	324.27
2006	73	323.92
2007	90	347.15
2008	62	356.08
2009	57	387.23
2010	96	325.77
2011	108	313.17
2012	110	318.33
2013	112	318.60
2014	123	276.30
2015	123	310.3
2016	122	320.0
2017	50	415.2
2018	88	378.4

PASSING OFFENSE

Year	Rank	Stat
2002	55	222.58
2003	10	297.92
2004	10	281.33
2005	106	149.45
2006	110	141.00
2007	97	185.77
2008	109	139.69
2009	61	216.54
2010	110	151.08
2011	84	194.67
2012	65	230.42
2013	68	234.20
2014	111	169.35
2015	103	185.5
2016	94	202.7
2017	34	269.2
2018	107	178.9

PASSING EFFICIENCY

Year	Rank	Stat
2002	42	127.99
2003	32	137.52
2004	39	133.91
2005	104	104.32
2006	104	103.90
2007	77	121.67
2008	116	92.85
2009	65	127.30
2010	112	103.11
2011	100	113.21
2012	98	115.49
2013	103	112.49
2014	109	109.20
2015	88	121.82
2016	116	110.97
2017	59	134.14
2018	110	117.9

RUSHING OFFENSE

Year	Rank	Stat
2002	72	136.58
2003	34	179.58
2004	66	148.42
2005	34	172.82
2006	13	182.92
2007	49	161.38
2008	13	216.38
2009	39	170.69
2010	35	174.69
2011	97	118.50
2012	117	87.92
2013	119	84.4
2014	116	106.9
2015	114	12.8
2016	118	117.3
2017	87	146.0
2018	37	199.5

SCORING OFFENSE

Year	Rank	Stat
2002	28	31.08
2003	17	34.00
2004	27	30.25
2005	66	24.73
2006	81	21.42
2007	66	26.46
2008	55	24.92
2009	27	31.15
2010	63	26.38
2011	82	24.25
2012	118	17.75
2013	106	20.6
2014	122	15.50
2015	121	17.2
2016	128	14.8
2017	102	23.6
2018	111	22.2

DEFENSE

TOTAL DEFENSE

Year	Rank	Stat
2002	19	316.08
2003	32	340.00
2004	27	327.42
2005	7	298.27
2006	82	358.08
2007	37	351.38
2008	6	278.00
2009	62	368.77
2010	58	366.77
2011	51	366.67
2012	9	309.92
2013	51	384.6
2014	49	378.6
2015	38	355.1
2016	65	410.8
2017	126	519.0
2018	129	617.4

PASSING DEFENSE

Year	Rank	Stat
2002	5	160.42
2003	33	201.17
2004	19	190.00
2005	4	158.42
2006	25	178.50
2007	17	194.00
2008	9	168.23
2009	88	235.92

PASS EFF. DEFENSE

Year	Rank	Stat
2002	18	102.44
2003	32	114.18
2004	28	112.73
2005	7	99.81
2006	72	130.23
2007	10	107.08
2008	9	101.51
2009	85	136.11
2010	28	116.43
2011	70	132.36
2012	35	120.23
2013	76	131.83
2014	59	126.66
2015	24	112.70
2016	98	141.01
2017	122	159.57
2018	129	192.61

RUSHING DEFENSE

Year	Rank	Stat
2002	59	155.67
2003	45	138.83
2004	42	137.42
2005	45	139.82
2006	105	179.58
2007	62	157.38
2008	16	109.77
2009	45	132.85
2010	51	143.23
2011	4	85.67
2012	7	97.92
2013	23	135.4
2014	69	169.8
2015	60	165.8
2016	41	146.1
2017	86	185.1
2018	129	335.0

SCORING DEFENSE

Year	Rank	Stat
2002	36	22.50
2003	56	25.00
2004	36	21.67
2005	21	19.18
2006	93	27.00
2007	14	19.00
2008	22	19.77
2009	48	23.62
2010	35	22.00
2011	50	24.33
2012	19	19.83
2013	85	30.3
2014	84	29.8
2015	15	19.5
2016	65	28.1
2017	121	37.9
2018	129	50.4