



2005-06 University of CONNECTICUT BASKETBALL

2005-06 UConn Men's Basketball Schedule

Date	Opponent	TV	Time
Thurs. 11/3	BRYANT (Exhib.) (HCC)	--	W, 109-62
Wed. 11/9	CONCORDIA (Exhib.) (GP)	--	W, 106-49
Fri. 11/18	at Pepperdine		W, 75-56
11/21-23	EA Sports Maui Invitational		
Mon. 11/21	vs. Arkansas	ESPN2	W, 77-68
Tues. 11/22	vs. Arizona	ESPN	W, 79-70
Wed. 11/23	vs. Gonzaga	ESPN	W, 65-63
Tues. 11/29	ARMY (HCC)	WB20	W, 68-54
Fri. 12/2	TEXAS SOUTHERN (GP)	FOX 61	W, 113-49
Thurs. 12/8	MASSACHUSETTS (HCC)	ESPN2	W, 78-60
Sun. 12/18	NEW HAMPSHIRE (HCC)	WB20	W, 86-44
Fri. 12/23	MOREHEAD STATE (GP)	FOX 61	W, 129-61
Wed. 12/28	STONY BROOK (HCC)	WB20	W, 85-52
Fri. 12/30	QUINNIPIAC (HCC)	FOX 61	W, 111-75
Tues. 1/3	*at Marquette	FOX 61	L, 79-94
Sat. 1/7	LOUISIANA STATE (HCC)	CBSSPORTS	W, 67-66
Mon. 1/9	*CINCINNATI (HCC)	ESPN	W, 70-59
Sat. 1/14	*GEORGETOWN (HCC)	WB20	W, 74-67
Mon. 1/16	*at Syracuse	ESPN	W, 88-80
Sat. 1/21	*at Louisville	COLLEGE GARDEN	W, 71-58
Wed. 1/25	*ST. JOHN'S (GP)	WB20	W, 66-50
Sat. 1/28	*at Providence	FOX 61	W, 76-62
Tues. 1/31	*PITTSBURGH (GP)	WB20	W, 80-76
Sat. 2/4	at Indiana	CBSSPORTS	W, 88-80
Wed. 2/8	*SYRACUSE (HCC)	ESPN	W, 73-50
Sat. 2/11	*at Seton Hall	FOX 61	W, 99-57
Mon. 2/13	*at Villanova	ESPN	7:00 p.m.
Sat. 2/18	*at West Virginia	CBSSPORTS	3:45 p.m.
Tues. 2/21	*NOTRE DAME (HCC)	WB20	7:00 p.m.
Sun. 2/26	*VILLANOVA (GP)	CBSSPORTS	2:00 p.m.
Wed. 3/1	*at South Florida	WB20	7:00 p.m.
Sat. 3/4	*LOUISVILLE (GP)	CBSSPORTS	2:00 p.m.
3/8-11	at BIG EAST Championship	ESPN ESPN2	

Madison Square Garden, New York, N.Y.

*-- BIG EAST Conference Opponent; All Times Eastern

GP- Gampel Pavilion, Storrs, CT; HCC- Hartford Civic Ctr, Hartford, CT

FOR MORE INFO ON UCONN BASKETBALL PLEASE CONTACT: KYLE MUNCY

Assistant Director of Athletics/Communications
kyle.muncy@uconn.edu; Office-- 860-486-3531;
Cellular-- 860-208-8624; Home-- 860-267-7792

TELEVISION: ESPN



RADIO: UCONN RADIO NETWORK; WTIC-AM 1080

Joe D'Ambrosio (play-by-play), Wayne Norman (analyst)

Affiliates-- WILI-Willimantic (1400-AM); WLIS-Old Saybrook (1420-AM);
WMRD-Middletown (1150-AM); WICC-Bridgeport (600-AM);
WLAD-Danbury (800-AM); WXLN-New London (102.3 FM).



Game #24-- February 13, 2006, 7:00 p.m. Wachovia Center (20,056), Philadelphia, Pa.



#1 Associated Press

#1 ESPN/USA
Connecticut
HUSKIES
(22-1, 9-1)

#4 Associated Press

#4 ESPN/USA
Villanova
WILDCATS
(19-2, 9-1)

vs.



A Quick Look at some of Tonight's Husky Notables

- ⇒ UConn is 7-0 vs. ranked opps this year, 5-0 away from home, 3-0 vs. Top Ten.
- ⇒ UConn is 14-1 all-time on the road as the Nation's No. 1-ranked team.
- ⇒ The Huskies are 4-2 all-time when both teams are ranked in the Top 5, 2-1 on road.
- ⇒ Rashad Anderson needs 2 three's to pass Ben Gordon for the UConn career mark.
- ⇒ UConn comes off biggest margin of victory in its BIG EAST history in win at Hall.
- ⇒ Huskies in midst of 2nd 11-game winning streak of the 2005-06 season.

THE GAME-- Tonight's game features the Huskies of the University of Connecticut against the Wildcats of Villanova University. UConn enters the game with a record of 22-1 overall on the season, 9-1 in the BIG EAST Conference. The Huskies have won 11 straight games and come off a 99-57 win over Seton Hall Saturday night in the Meadowlands. Villanova is 19-2 overall, 9-1 in the league. The Wildcats come off a 61-51 win at DePaul Saturday afternoon. Villanova is riding an eight-game win streak.

SCOUTING THE HUSKIES-- UConn enters the Villanova game at 22-1 overall and 9-1 in the BIG EAST Conference. The Huskies are led in scoring by sophomore **Rudy Gay** at 16.0 points per game. He also averages 6.5 rebounds, 2.3 assists, 2.0 steals and 1.9 blocks per contest. Senior **Rashad Anderson** is No. 2 on the team at 13.9 points per game. He has come off the bench in every game this season and is the nation's leading scorer among players without a start. Junior point guard **Marcus Williams** is averaging 10.0 points and 8.1 assists since returning to action this month and has appeared in 12 games, starting nine. Senior **Hilton Armstrong** is averaging 9.8 points, 7.0 rebounds and 3.0 blocks at center spot. Junior **Josh Boone** is averaging 10.3 points, 7.0 rebounds and 2.4 blocks in the frontcourt. Senior **Denham Brown** is averaging 9.3 ppg and has started ten games at the shooting guard spot. Freshman **Craig Austrie** has started at the guard spot all season and is averaging 4.3 points and 3.2 assists. Freshman power forward **Jeff Adrien** is at 7.0 points and 5.0 rebounds. The

2005-2006 UConn Basketball Roster

#	Name	Yr.	Pos.	Ht.	Wt.	Hometown/Last School
1	Marcus Johnson	Fr.	F/G	6-6	195	Los Angeles, Calif./Westchester HS
4	Jeff Adrien	Fr.	F	6-6	225	Brookline, Mass./Brewster (N.H.) Academy
5	Marcus Williams	Jr.	G	6-3	205	Los Angeles, Calif./Oak Hill (Va.) Academy
10	Ben Spencer	So.	G	6-2	180	Mansfield, Conn./E.O. Smith HS
11	Hilton Armstrong	Sr.	F/C	6-11	235	Peekskill, N.Y./Peekskill HS
13	Ryan Thompson	Sr.	F/C	6-6	215	Gold Coast, Australia/W. Nebraska C.C.
21	Josh Boone	Jr.	F/C	6-10	237	Mt. Airy, Md./West Nottingham Academy
22	Rudy Gay	So.	F	6-9	220	Baltimore, Md./Archbishop Spalding HS
24	Craig Austrie	Fr.	G	6-3	185	Stamford, Conn./Trinity Catholic HS
25	Rob Garrison	Fr.	G	6-2	185	Niagara Falls, N.Y./Niagara Falls HS
31	Rashad Anderson	Sr.	G/F	6-5	215	Lakeland, Fla./Kathleen HS
32	Ed Nelson	Sr.	F	6-8	260	Fort Lauderdale, Fla./Georgia Tech
33	Denham Brown	Sr.	F	6-6	220	Toronto, Canada/West Hill Collegiate
35	Martin Gagne	Jr.	G	6-0	185	Vernon, Conn./Rockville HS
45	Osazee Omokaro	Sr.	F	6-3	215	Danbury, Conn./Danbury HS
55	Nick Forstoski	Sr.	F	6-4	210	Westbrook, Conn./Westbrook HS

Head Coach: JIM CALHOUN, 20th Season at UConn (American International '68)

Associate Head Coach: TOM MOORE, 12th Season at UConn (Boston University '87)

Assistant Coach: GEORGE BLANEY, 5th Season at UConn (Holy Cross '61)

Assistant Coach: ANDRE LaFLEUR, 5th Season at UConn (Northeastern '88)

Director of Operations: PATRICK SELLERS, 2nd Season at UConn (Central Connecticut '91)

PRONOUNCIATIONS: Craig Austrie (awe-stree); Rashad Anderson (ruh-SHOD);

Denham Brown (den-um); Martin Gagne (gag-nee); Osazee Omokaro (Osah-zee omo-KARO);

Nick Forstoski (four-o-STAH-SKI)



2005-2006 University of Connecticut Basketball Media Notes

FEBRUARY 13, 2006 at Villanova

www.UConnHuskies.com





NCAA history to lead the country in blocked shots for four straight seasons and, as of the national stats through February 6, the Huskies on track to do so for a fifth year in a row, holding the No. 1 spot in the country once again. Connecticut is averaging 9.3 blocked shots per game, having blocked 214 shots in 23 games. The entire squad is contributing to the effort, with 12 different players recording at least one block. Senior Hilton Armstrong and junior Josh Boone lead the way, with 69 (3.0 bpg) and 55 blocks (2.4 bpg), respectively. Sophomore Rudy Gay is No. 3 on the squad with 41 blocks (1.9 bpg). Over the past five seasons, UConn has averaged 8.9 blocks in 2004-05, 8.1 blocks in 2003-04, 7.7 blocks in 2002-03 and 6.9 blocks in 2001-02.

THE ANNUAL RITUAL CONTINUES-- UConn once again ranks among the national leaders in field goal percentage defense, marking the ninth time in ten seasons that the Huskies are among the country's best in this category. This season, UConn is No. 3 in the rankings of February 6 and is currently holding opponents to 36.6% from the field. The Huskies were ranked No. 3 in the nation in 2004-05 at 37.8%. UConn finished the year ranked No. 1 in 2003-04, holding opponents to 36.9%, the lowest ever for a Jim Calhoun-coached Husky team. UConn's best rankings prior to 2003-04 came in 1995-96, finishing No. 4 with a FG% defense of 38.6% and in 2002-03, when the Huskies finished ranked No. 4 in the country at 37.9%.

BEST STARTS TO A SEASON-- UConn is off to a 22-1 start this season, which ranks as the third best start in school history. The 1995-96 Huskies started the season 24-1 and the 1998-99 squad began the season at 23-1. After this season's 22-1 start, the 1993-94 team (18-1) and 1991-92 team (16-1) round out the top five best starts in UConn basketball history.

BEST STARTS IN THE LEAGUE-- UConn's 9-1 start to BIG EAST play ranks fifth in school history on the list of best starts to the conference portion of the schedule. The 1995-96 Huskies set the benchmark by which all league teams will be forever measured, starting the year 14-0 and finishing the season at 17-1 in BIG EAST play. The 1994-95 UConn squad started the year with 13 straight wins and peaked at 15-1 to notch the second best start. In 1998-99, UConn started BIG EAST play with 11 consecutive wins and got to 14-1 and the third best start. The 1993-94 team was 9-0 and then 12-1 to hold the No. 4 spot on the best team BIG EAST starts list.

HITTING 20 WINS AGAIN-- UConn hit the 20-win plateau with its win over Indiana Saturday. This marks the 21st time in his career and 16th time in 20 seasons at UConn that head coach Jim Calhoun has cracked the 20-win mark. This is the ninth straight season that UConn has reached the 20-win mark, extending the longest such streak in school history, and is the 15th time in the last 17 years UConn have won 20 or more times. UConn had compiled eight 20-win seasons in 84 seasons before Coach Calhoun's 1987-88 team went 20-14 and won the NIT.

All-Time Division I Coaching Win Leaders

Name	Schools Coached (Years)	Wins
1. Dean Smith	North Carolina (62-97)	879
2. Adolph Rupp	Kentucky (54-72)	876
3. Bob Knight*	Army (66-71), Indiana (72-00), Texas Tech (02-+)	866
4. Jim Phelan	Mount St. Mary's (55-03)	830
5. Eddie Sutton*	Creighton (70-74), Arkansas (75-85), Kentucky (86-89), Ok St (91-+)	793
6. Lefty Driesell	Davidson (61-69), Maryland (70-86), JMU (89-97), GA St. (98-03)	786
7. Lou Henson	Hardin-Simmons (63-66), Illinois (76-96), NM St. (67-75, 98-05)	780
8. Hank Iba	NW Mo St. (30-33), Colorado (34), Oklahoma State (35-70)	764
9. Ed Diddle	Western Kentucky (23-64)	759
10. Lute Olson*	Long Beach St. (74), Iowa (75-83), Arizona (84-+)	756
11. Phog Allen	Baker (06-08), Haskell (09), C Mo. St. (13-19), Kansas (08-09, 20-56)	746
12. Mike Krzyzewski*	Army (76-80), Duke (81-+)	744
13. John Chaney*	Cheney (73-82), Temple (83-+)	735
14. Jerry Tarkanian	Long Beach St. (69-73), UNLV (74-92), Fresno State (96-02)	729
15. Norm Stewart	N. Iowa (62-67), Missouri (68-99)	728
16. Jim Calhoun*	Northeastern (73-86), Connecticut (87-+)	725
16. Ray Meyer	DePaul (43-84)	724
18. Jim Boeheim*	Syracuse (77-+)	719
18. Don Haskins	UTEP (62-99)	719

*Denotes active coaches and wins through games of February 11, 2005.

NATIONAL POLLS

HUSKIES IN THE POLLS WEEK-BY-WEEK

	AP	USA/ESPN
Preseason	3	2
November 14	3	2
November 21	3	3
November 28	3	3
December 5	3	3
December 12	2	2
December 19	2	2
December 26	2	2
January 2	2	2
January 9	4	4
January 16	3	3
January 23	1	1
January 30	1	1
February 6	1	1

ASSOCIATED PRESS

February 6

Team	Record	Pts.	LW
1 Connecticut (68)	20-1	1,796	1
2 Duke (3)	21-1	1,723	2
3 Memphis	21-2	1,637	3
4 Villanova (1)	17-2	1,570	4
5 Gonzaga	18-3	1,499	5
6 Texas	19-3	1,415	7
7 Florida	20-2	1,376	8
8 George Washington	18-1	1,188	10
9 West Virginia	17-4	1,147	11
10 Illinois	20-3	1,143	6
11 Tennessee	16-3	993	13
12 Michigan State	17-5	985	12
13 UCLA	19-4	914	14
14 Pittsburgh	17-3	911	9
15 Georgetown	16-4	870	17
16 North Carolina St.	18-4	648	18
17 Boston College	17-5	634	15
18 Iowa	18-5	602	23
19 Ohio State	16-3	573	20
20 Oklahoma	14-5	287	19
21 Washington	16-5	264	16
22 Michigan	16-4	205	21
23 North Carolina	14-5	169	NR
24 Indiana	13-6	161	22
25 Northern Iowa	20-4	117	25

Others Receiving Votes: LSU 116, Kansas 88, Bucknell 81, UAB 52, Creighton 40, Wichita State 30, Seton Hall 26, Colorado 24, Maryland 17, Nevada 16, Marquette 15, California 14, Wisconsin 14, San Diego State 8, George Mason 7, Southern Illinois 6, Kent State 4, Louisville 4, Miami (FL) 3, Hofstra 2, Stanford 2, Wisconsin-Milwaukee 2, Florida State 1, Utah State 1

ESPN/USA TODAY

February 6

Team	Record	Pts.	LW
1 Connecticut (22)	20-1	761	1
2 Duke (8)	21-1	749	2
3 Memphis (1)	21-2	709	3
4 Villanova	17-2	677	4
5 Gonzaga	18-3	630	5
6 Florida	20-2	612	7
7 Texas	19-3	606	8
8 George Washington	18-1	505	10
9 Illinois	20-3	486	6
10 West Virginia	17-4	482	11
11 Michigan State	17-5	429	12
12 UCLA	19-4	410	13
13 Pittsburgh	17-3	384	9
14 Tennessee	16-3	380	16
15 North Carolina St.	18-4	339	17
16 Georgetown	16-4	306	22
17 Ohio State	16-3	303	19
18 Boston College	17-5	271	14
19 Iowa	18-5	192	NR
20 Oklahoma	14-5	175	18
21 Indiana	13-6	110	21
22 Michigan	16-4	98	20
23 Washington	16-5	93	15
24 North Carolina	14-5	81	NR
25 Colorado	15-4	45	25

Others Receiving Votes: LSU 41, Kansas 40, Northern Iowa 36, UAB 33, Bucknell 29, California 9, Miami (FL) 9, George Mason 8, Creighton 8, Wichita State 6, Nevada 6, New Mexico 5, San Diego State 4, Kentucky 3, Wisconsin 2, Stanford 1, Maryland 1, Florida State 1



2005-2006 University of Connecticut Basketball Media Notes

FEBRUARY 13, 2006 at Villanova

www.UConnHuskies.com



PERFECT OUT OF THE LEAGUE-- For the third time under head coach Jim Calhoun, UConn completed its regular season non-conference schedule with a perfect record. The Huskies were 13-0 against non-conference competition, completing that slate with the win at Indiana Saturday. UConn was 9-0 in the regular season vs. non-conference foes in 1998-99 and also went 9-0 non-league in 1991-92. The Huskies have a record of 234-46 in non-conference games under Jim Calhoun, 189-32 during the regular season against non-BIG EAST schools.

SUCCESSFUL SENIORS-- The current senior class of four-year Huskies have a record of 101-25 in their four years, winning two BIG EAST Regular Season titles, one BIG EAST Tournament title and the 2004 NCAA National Championship. The three four-year seniors (Rashad Anderson, Hilton Armstrong and Denham Brown) are establishing themselves among the most successful four-year classes in Husky basketball history. The UConn-best record for a four-year class is 114-24 for the 1998-99 senior class of Ricky Moore, Rashamel Jones, Antric Klaiber and E.J. Harrison. Listed below are the top four-year records for UConn seniors:

Year (Four-Year Seniors)	Record
1998-99 (Moore, Jones, Klaiber, Harrison)	114-24
2000-01 (Mouring, Wane)	111-29
1999-00 (Freeman, Voskuhl)	109-32
2003-04 (Brown, Tooles)	103-35
1995-96 (Knight, Hayward, Johnson)	102-25
2005-06 (Anderson, Armstrong, Brown)	101-25
1996-97 (King)**	100-16
2002-03 (Robertson, J. Brown, Woodward)	95-39

**-- includes only the first 14 games of 1996-97

ON THE BIG EAST ROAD-- Since winning the first of its league record nine BIG EAST regular season titles 16 years ago, UConn has made a habit of taking care of business on the road in league play. Since the start of the 1989-90 season, UConn is 89-52 on the road in league play. Syracuse is the only other league team over the .500 mark during that span at 82-58.

IN THE NATIONAL POLLS-- For the 52nd consecutive week (dating back to March 2003), UConn is a part of the National Top 25 rankings. The Huskies will be (as of February 13) ranked No. 1 in the ESPN/USA Today Top 25 and No. 1 in the Associated Press Top 25. This is the second longest stretch of consecutive weeks in the polls for the Husky program. UConn was ranked for 77 straight polls from November 1997 through January 2001 and held a spot in the polls for 51 consecutive weeks from December 1993 through March of 1996.

SOPHOMORE RUDY GAY-- Sophomore Rudy Gay is averaging 16.0 points and 6.5 rebounds this season. He has reached the 20-point mark four times on the season and is also averaging 2.0 steals, 1.9 blocks and 2.3 assists per game. **He is the ONLY player in the country averaging 15+points, 6+rebounds, 2+assists, 2+steals and 1+blocks per game.** He had 22

points and 13 boards in the win over Syracuse and is averaging 19.7 points and 10.0 rebounds over the past three games. He was named the BIG EAST Co-Player of the Week after recording 19 points and 12 rebounds in the win at Indiana and 22 points in the win over Pittsburgh. Gay scored a career-best 28 points in the win over Arkansas and was the 2005 Pre-Season BIG EAST Player of the Year. He is a candidate for National Player of the Year honors on the Wooden, Naismith and Rupp Award lists.

TWO STEALS, TWO BLOCKS-- Rudy Gay is currently averaging 2.0 steals per game and 1.9 blocks per contest, putting him near rarified air for defensive players at UConn. No Husky has ever averaged 2.0 or more of both steals and blocks in a season, in fact, none has even come remarkably close. Cliff Robinson in 1988-89 (1.8 stl., 1.4 blk.), Scott Burrell in 1990-91 (3.6 stl., 1.3 blk.) and Donyell Marshall in 1992-93 (1.4 stl., 2.1 blk.) are the only three Huskies to approach that defensive standard.

SENIOR HILTON ARMSTRONG-- Senior Hilton Armstrong has emerged over the course of the 2005-06 season as one of the most improved players in the country, averaging 9.8 points, 7.0 rebounds and 3.0 blocks (No. 11 in the nation) in 26.0 minutes of play. Six performances in particular have been critical to the Husky run this season. He scored 16 points and grabbed a team-high eight rebounds to key the Husky win at Indiana Saturday. On January 28 at Providence, Armstrong scored 16 points and grabbed 12 rebounds to help the Huskies hold off the pesky Friars. On January 16 at Syracuse, Armstrong dominated the game despite scoring only two points. He almost single-handedly kept the Orange off the scoreboard, blocking eight shots and altering many others. He proceeded that effort at Syracuse by hitting for 19 points and six blocks vs. Georgetown, totaling 14 points, ten boards and six blocks in the win over Cincinnati and 11 points in the win over LSU, all in the second half. Hilton had a career-best 26 points in the win over Quinnipiac after recording an 11-point, 11-rebound, eight-block effort in the win over Stony Brook. He was named to the All-Tournament team at the Maui Invitational and had five blocked shots in the title game win over Gonzaga. Armstrong has spent the last two seasons as a reserve in the frontcourt after starting a good portion of his freshman year. His season averages to date continue to dwarf his career averages of 4.3 points and 3.8 rebounds.

JUNIOR MARCUS WILLIAMS-- Junior point guard Marcus Williams is averaging 10.0 points and 8.1 assists in 12 games since returning to action this season. He has reached double figures in eight of the 12 games and averaged 11.5 points and 10 assists in the wins over Indiana and Pittsburgh last week. He leads the BIG EAST at 8.2 assists per game in league contests. He has started the past nine games after coming off the bench for three games. He returned to the Husky squad for the first time in 2005-06 in the game at Marquette on January 3. Williams was suspended by the University for the first semester for violations of the Student Code.

2005-06 University of Connecticut National Letter of Intent Signees

Jerome Dyson	Guard	6-3	180	Rockville, Md. / Proctor (N.H.) Academy
Ben Eaves	Forward/Guard	6-7	210	Lancashire, England / Worcester (Mass.) Academy
Curtis Kelly	Forward	6-9	220	Queens, N.Y. / Rice H.S.
Jonathan Mandeldove	Center	6-11	220	Stone Mountain, Ga. / Hargrave Military (Va.) Academy
Stanley Robinson	Forward	6-9	220	Birmingham, Ala. / Huffman H.S.
Doug Wiggins	Guard	6-1	160	East Hartford, Conn. / East Hartford H.S.



2005-2006 University of Connecticut Basketball Media Notes

FEBRUARY 13, 2006 at Villanova

www.UConnHuskies.com



BREAKING THE TOURNEY STREAK

The Huskies title win in the 2005 EA Sports Maui Invitational ended a lengthy streak. It had been nearly 50 years since the Huskies captured the title at an in-season tournament they did not host. That covered 23 straight trips to one tournament or another without bringing home the title. UConn captured the 1956 Orange Bowl Classic in Miami, defeating Miami, Stanford and Pittsburgh on successive nights.

He took classes during the semester, but was not permitted to participate in any team-related activities. He returned to practice on December 18 and has been practicing with the team since. Williams led the BIG EAST in assists in 2004-05 at 7.8 per game and was the 2004-05 BIG EAST Co-Most Improved Player.

SENIOR RASHAD ANDERSON-- Senior Rashad Anderson is second on the squad in scoring at 13.9 points per game. He was named the BIG EAST Co-Player of the Week on December 26 (with Kevin Pittsnogle of West Virginia), the fourth weekly BIG EAST honor of his career. Anderson is shooting 42.5% from three-point range. He currently leads the nation in **scoring among players without a start**.

20 OFF THE BENCH-- With 21 points at Syracuse on January 16, Rashad Anderson **has scored at least 20 points as a reserve in 11 games in his career**. A total of ten reserve players in Jim Calhoun's 20 seasons have reached the 20-point mark in a game and Anderson is now alone in the top spot with his 11.

20+ Points Off the Bench under Jim Calhoun at UConn

Rashad Anderson	2002-+	11 times
Brian Fair	1991-95	9 times
Ben Gordon	2001-04	5 times

DOUBLES OFF THE BENCH-- Before being held to five points in the win over Cincinnati, Rashad Anderson had reached double figures in 11 straight games off the bench, which matches the best such streak in the Jim Calhoun era at UConn. Phil Gamble reached double figures in 11 straight games off the bench in 1987-88. Anderson has reached double figures 42 times in his career off the bench (including 19 times this year), which ranks second in UConn history. Gwynn hit for double figures 55 times off the bench in his Husky career, while Brian Fair turned the trick 36 times, rounding out the top three.

THE 200 CLUB-- In the win over Texas Southern, Rashad Anderson hit the 200th three-pointer of his career, joining an exclusive group of only four other Huskies to reach that mark. Anderson (245 career 3's) currently trails only career-leader Ben Gordon (246). He passed Chris Smith (242) Saturday in the win at Seton Hall. He passed Richard Hamilton (237) in the Husky three-point record book in the win at Providence and passed Ray Allen (233) in the win at Louisville.

SENIOR DENHAM BROWN-- Senior Denham Brown is averaging 9.3 points through his 21 games played and **became the 39th player in UConn history to reach the 1,000-point mark for his career**, doing so in the win over Texas Southern. He

CONSECUTIVE WINNING SEASONS

UConn has put together 18 consecutive winning seasons, dating back to the 1987-88 season. The Huskies are one of only eight schools to put together such a streak. The schools are: Syracuse-- 35 (last at .500 or below, 1969-70); Oklahoma-- 24 (1980-81); Kansas, Temple-- 22 (1982-83); Arizona-- 21 (1983-84); Princeton-- 19 (1985-86); Connecticut-- 18 (1986-87); Murray State--18 (1986-87).

INDIVIDUAL CAREER RECORD UPDATES

UConn Basketball All-Time Leading Scorers

Name	Years	Pts.	Pts. Avg
1.) Chris Smith	1989-92	2,145	16.9
2.) Richard Hamilton	1997-99	2,036	19.8
3.) Tony Hanson	1974-77	1,990	17.9
4.) Ray Allen	1994-96	1,922	19.0
5.) Corny Thompson	1979-82	1,810	15.9
6.) Ben Gordon	2002-04	1,795	16.9
7.) Wes Bialosuknia	1965-67	1,673	23.6
8.) Cliff Robinson	1986-89	1,664	15.3
9.) Khalid El-Amin	1998-00	1,650	15.3
10.) Donyell Marshall	1992-94	1,648	18.1
11.) Mike McKay	1979-82	1,633	14.3
12.) Earl Kelley	1983-86	1,592	16.9
13.) Scott Burrell	1990-93	1,562	13.1
14.) Kevin Freeman	1997-00	1,476	10.5
15.) Emeka Okafor	2002-04	1,426	13.8
16.) Art Quimby	1952-55	1,398	17.5
17.) Phil Gamble	1986-89	1,371	12.6
18.) Toby Kimball	1963-65	1,361	18.4
19.) Al Weston	1973-76	1,342	13.7
20.) Joey Whelton	1975-78	1,337	12.7
21.) Doron Sheffer	1994-96	1,329	13.0
22.) RASHAD ANDERSON	2003-+	1,315	11.1
23.) Bob Staak	1969-71	1,288	18.1
24.) Vincent Yokabaskas	1950-52	1,275	16.3
25.) Tate George	1987-90	1,247	9.7
26.) Bill Corley	1966-68	1,219	16.9
27.) Albert Mouring	1998-01	1,214	10.6
28.) Donny Marshall	1992-95	1,197	9.9
29.) Tony Robertson	2000-03	1,160	8.8
30.) Rod Sellers	1989-92	1,143	8.9
31.) Caron Butler	2000-02	1,136	18.0
32.) Brian Fair	1992-95	1,130	9.0
33.) Bob Boyd	1969-71	1,122	19.0
34.) Jack Rose	1958-60	1,116	14.5
35.) DENHAM BROWN	2003-+	1,119	9.0
36.) Jim Abromaitis	1976-80	1,084	9.7
37.) Taliek Brown	2001-04	1,039	7.8
38.) Cal Chapman	1972-74	1,023	13.3
39.) Tim Coles	1983-86	1,016	9.2

Most Games Played

Gms	Name	Years
140	Kevin Freeman	1997-00
138	Jake Voskuhl	1997-00
134	Taliek Brown	2001-04
134	Ricky Moore	1996-99
132	Tony Robertson	2000-03
132	Rashamel Jones	1996-99
132	Lyman DePriest	1988-91

*Denham Brown (124), Hilton Armstrong (120), Rashad Anderson (119)

Highest Field Goal%

	FG-FGA	Years
59.0%	Emeka Okafor (587-995)	2002-04
58.2%	JOSH BOONE (339-582)	2004-+
56.6%	Chuck Aleksinas (303-535)	1980-82
54.8%	Rod Sellers (409-747)	1989-92

Most Assists

	Games	Years
722	Taliek Brown	2001-04
677	Tate George	1987-90
619	Kevin Ollie	1992-95
559	Doron Sheffer	1994-96
534	Karl Hobbs	1981-84
510	Ricky Moore	1996-99
479	Khalid El-Amin	1998-00
437	Ben Gordon	2002-04
436	Chris Smith	1989-92
409	MARCUS WILLIAMS	2003-+
408	Joe Whelton	1975-78

Most Blocked Shots

	Games	Years
441	Emeka Okafor	2002-04
245	Donyell Marshall	1992-94
208	JOSH BOONE	2004-+
193	Jake Voskuhl	1997-00
179	Travis Knight	1993-96

Most 3-Point FGA

	Games	Years
633	RASHAD ANDERSON	2003-+
627	Richard Hamilton	1997-99
605	Chris Smith	1989-92
581	Ben Gordon	2002-04
550	Khalid El-Amin	1998-00
520	Ray Allen	1994-96

Most 3-Point FG Made

	Games	Years
246	Ben Gordon	2002-04
245	RASHAD ANDERSON	2003-+
242	Chris Smith	1989-92
237	Richard Hamilton	1997-99
233	Ray Allen	1994-96
195	Khalid El-Amin	1998-00

Highest 3-Point FG%

	3FG-FGA	Years
44.8%	Ray Allen (233-520)	1994-96
42.3%	Ben Gordon (246-581)	2002-04
41.1%	Albert Mouring (177-430)	1998-01
41.0%	Brian Fair (194-473)	1992-95
40.6%	Phil Gamble (141-347)	1986-89

*- Rashad Anderson (38.7%, 245-633)



had 11 points and six boards in the win over Pittsburgh and scored ten points and grabbed eight boards in the win at Providence. He also hit for 11 points in each of the wins over Syracuse and Cincinnati. He was named to the All-Tournament team at the Maui Invitational. He currently has 1,109 career points (9.0 per game) and has played in 123 games as a Husky. Brown is averaging 4.2 rebounds and 1.5 assists in 2005-06. Brown has started 86 of his 124 career games to date.

JUNIOR JOSH BOONE-- Junior Josh Boone is averaging 10.3 points, 7.0 rebounds and 2.4 blocks in starting 21 of 23 games at the power forward spot. He had ten points and 11 rebounds in the win over Syracuse. He had 16 points in the win at Indiana and 16 points and seven boards in the win over Pittsburgh. He had nine points and 13 rebounds at Providence and nine points, eight boards and seven blocks in the win over St. John's. He had a streak of 55 consecutive starts snapped when he came off the bench vs. Morehead State on December 23. He has three double-doubles on the season. Boone is the reigning BIG EAST Defensive Player of the Year and was a unanimous choice to the All-BIG EAST Preseason First Team and is a candidate for National Player of the Year honors on the Wooden, Naismith and Rupp Award lists.

FRESHMAN JEFF ADRIEN-- Freshman Jeff Adrien has emerged as the first Husky off the bench in the frontcourt and is averaging 7.0 points and 5.0 rebounds in 16.6 minutes off the bench. He comes off 12 points and eight boards in the win at Seton Hall. He had nine points in the win over Syracuse and he put together a standout performance in the win at Louisville, scoring nine points and grabbing 12 rebounds. He is shooting 62.4% from the field and has reached double figures in scoring six times this year. Adrien missed the game at Providence after being ejected from the game vs. St. John's due to a flagrant/fighting foul.

FRESHMAN CRAIG AUSTRIE-- Freshman guard Craig Austrie has been solid at the point guard spot for the Huskies through 23 games, averaging 4.3 points and 3.2 assists. He had a UConn freshman record 14 assists in the win over Quinnipiac. He was superb in the Maui Invitational, including a 15-point performance in the win over Arizona. Austrie scored 13 of his 15 in the second half and did not miss a shot in the game, hitting all four of his field goals and all six of his free throws. He is the 13th freshman in the Jim Calhoun era at UConn to start the season opener and this marks the fifth time in six seasons that a freshman has cracked the season opening starting line-up. The list of freshmen to start the season opener includes: Josh Boone (03-04), Denham Brown (02-03), Emeka Okafor (01-02), Taliek Brown (00-01), Khalid El-Amin (97-98), Richard Hamilton and Jake Voskuhl (96-97), Doron Sheffer (93-94), Donyell Marshall (91-92), Scott Burrell (89-90), Rod Sellers (88-89) and Tate George (86-87).

A HALFTIME LEAD HELPS-- UConn has piled up an impressive mark of 384-39 under Jim Calhoun when leading at the half. The Huskies have led at the half in 21 of 23 games this season and have won all 21. Over the past five seasons, UConn is 105-7 in games when taking a lead into halftime.

UNBEATEN THROUGH 11 GAMES-- For the fourth time in Jim Calhoun's 20 seasons at Connecticut, the Huskies were unbeaten through 11 games of the season. UConn's best start to open a season was 19-0 in 1998-99. The Huskies under Coach Calhoun started 15-0 in 1994-95 and 11-0 in 2005-06 and 1991-92. The 2005-06 Huskies did do something no other UConn team

had ever done. This group of Huskies was the first to enter the month of January at 11-0. The 1998-99 squad was 10-0 entering the new calendar year. The 1997-98 team holds the distinction of most wins before January, starting 12-1 in the first two months.

TEN HUSKY ALUMS ON 2005-06 NBA ROSTERS-- Ten former Husky performers for head coach Jim Calhoun have started the 2005-06 NBA season on active rosters: Ray Allen (Seattle), Caron Butler (Washington), Ben Gordon (Chicago), Richard Hamilton (Detroit), Donyell Marshall (Cleveland), Kevin Ollie (Philadelphia), Emeka Okafor (Charlotte), Clifford Robinson (New Jersey), Charlie Villanueva (Toronto) and Jake Voskuhl (Charlotte). With ten active players, UConn is No. 2 to only Duke's 11 active players. The Huskies are joined by Arizona, Kansas, Kentucky and North Carolina with ten NBA alums. **Clifford Robinson is also a noteworthy active performer, holding down the spot as the longest tenured active NBA player for the 2005-06 season.** Robinson is in his 17th season, topping Gary Payton, who is at 16 seasons.

Dunkin' Donuts Supports UConn Student-Athletes

Throw it down. Light it up. Take it to the house. Big-time scores are what we're looking for! Dunkin' Donuts is increasing its commitment to UConn excellence by creating the Connecticut Dunkin' Donuts Franchisee Scholarship Fund. For every slam dunk scored at home by the UConn men's basketball team, every three-pointer



netted at home by the women's team and every Husky touchdown scored at Rentschler Field, franchises will contribute \$150 to the Connecticut

Dunkin' Donuts Franchisee Scholarship Fund. The scholarship will help pave the way for a Connecticut high school athlete to fulfill his or her dream of a UConn education and the opportunity to participate in collegiate athletics at the highest level.

Dunkin' Donuts is proud to team-up with UConn athletics. For more information about Dunkin' Donuts coffee, baked goods and store locations, visit www.dunkindonuts.com.



2005-2006 University of Connecticut Basketball Media Notes

FEBRUARY 13, 2006 at Villanova

www.UConnHuskies.com



2005-06 Connecticut Basketball
UConn Combined Team Statistics (as of Feb 11, 2006)
All games

RECORD:	OVERALL	HOME	AWAY	NEUTRAL
ALL GAMES.....	(22-1)	(13-0)	(6-1)	(3-0)
CONFERENCE.....	(9-1)	(5-0)	(4-1)	(0-0)
NON-CONFERENCE.....	(13-0)	(8-0)	(2-0)	(3-0)

##	Player	GP-GS	Min--Avg	---TOTAL---		---3-PTS---		FT-FTA	Pct	----REBOUNDS----				PF	FO	A	TO	Blk	Stl	Pts	Avg
				FG-FGA	Pct	3FG-FGA	Pct			Off	Def	Tot	Avg								
22	GAY, Rudy.....	22-22	651 29.6	131-287	.456	18-60	.300	71-97	.732	49	95	144	6.5	48	1	50	58	41	44	351	16.0
31	ANDERSON, Rashad...	23-0	518 22.5	115-251	.458	57-134	.425	32-46	.696	14	56	70	3.0	27	0	16	20	8	21	319	13.9
21	BOONE, Josh.....	23-21	600 26.1	94-164	.573	0-0	.000	50-92	.543	74	88	162	7.0	45	0	17	28	55	7	238	10.3
05	WILLIAMS, Marcus...	12-9	366 30.5	35-88	.398	9-25	.360	41-51	.804	11	30	41	3.4	17	0	97	46	2	11	120	10.0
11	ARMSTRONG, Hilton..	23-22	599 26.0	82-135	.607	1-2	.500	60-87	.690	47	113	160	7.0	57	2	16	51	69	16	225	9.8
33	BROWN, Denham.....	21-10	458 21.8	69-179	.385	14-46	.304	43-50	.860	29	59	88	4.2	35	0	31	35	6	16	195	9.3
04	ADRIEN, Jeff.....	22-1	366 16.6	58-93	.624	0-0	.000	38-56	.679	43	66	109	5.0	29	0	9	19	16	9	154	7.0
24	AUSTRIE, Craig.....	23-23	463 20.1	28-73	.384	10-30	.333	33-42	.786	8	35	43	1.9	26	0	73	28	5	11	99	4.3
01	JOHNSON, Marcus....	19-5	177 9.3	30-54	.556	5-9	.556	11-29	.379	10	19	29	1.5	22	0	13	13	5	17	76	4.0
32	NELSON, Ed.....	21-2	210 10.0	29-66	.439	0-1	.000	21-30	.700	33	47	80	3.8	26	0	7	14	5	8	79	3.8
25	GARRISON, Rob.....	16-0	152 9.5	11-29	.379	1-7	.143	9-12	.750	3	10	13	0.8	17	1	35	16	1	4	32	2.0
13	THOMPSON, Ryan....	5-0	24 4.8	2-7	.286	1-4	.250	2-4	.500	0	3	3	0.6	0	0	3	1	1	2	7	1.4
55	FOROSTOSKI, Nick...	3-0	4 1.3	0-1	.000	0-0	.000	1-2	.500	2	2	4	1.3	2	0	0	0	0	0	1	0.3
10	SPENCER, Ben.....	3-0	3 1.0	0-0	.000	0-0	.000	1-2	.500	0	2	2	0.7	0	0	0	0	0	0	1	0.3
35	GAGNE, Martin.....	4-0	5 1.3	0-3	.000	0-1	.000	0-0	.000	0	0	0	0.0	1	0	0	2	0	0	0	0.0
45	OMOKARO, Osazee....	4-0	4 1.0	0-1	.000	0-1	.000	0-0	.000	0	2	2	0.5	0	0	0	0	0	0	0	0.0
TEAM.....										50	35	85	3.7	3			5				

Total.....	23	4600	684-1431	.478	116-320	.363	413-600	.688	373	662	1035	45.0	355	4	367	336	214	166	1897	82.5
Opponents.....	23	4600	540-1475	.366	125-439	.285	246-358	.687	320	469	789	34.3	490	-	277	350	94	172	1451	63.1

TEAM STATISTICS	UConn	OPP	DATE	OPPONENT	W/L	SCORE	ATTEND

SCORING.....	1897	1451	11/18/05	at Pepperdine	W	75-56	3210
Points per game.....	82.5	63.1	11-21-05	vs Arkansas	W	77-68	2400
Scoring margin.....	+19.4	-	11-22-05	vs Arizona	W	79-70	2400
FIELD GOALS-ATT.....	684-1431	540-1475	11-23-05	vs Gonzaga	W	65-63	2400
Field goal pct.....	.478	.366	11/29/05	ARMY	W	68-54	16294
3 POINT FG-ATT.....	116-320	125-439	12/2/05	TEXAS SOUTHERN	W	113-49	10167
3-point FG pct.....	.363	.285	12/8/05	MASSACHUSETTS	W	78-60	16294
3-pt FG made per game..	5.0	5.4	12/18/05	NEW HAMPSHIRE	W	86-44	16294
FREE THROWS-ATT.....	413-600	246-358	12/23/05	MOREHEAD STATE	W	129-61	10167
Free throw pct.....	.688	.687	12/28/05	STONY BROOK	W	85-52	15528
REBOUNDS.....	1035	789	12/30/05	QUINNIPIAC	W	111-75	16294
Rebounds per game.....	45.0	34.3	*01/03/06	at Marquette	L	79-94	15831
Rebounding margin.....	+10.7	-	1/7/06	LSU	W	67-66	16294
ASSISTS.....	367	277	*1/9/06	CINCINNATI	W	70-59	16294
Assists per game.....	16.0	12.0	*1/14/06	GEORGETOWN	W	74-67	16294
TURNOVERS.....	336	350	*1/16/06	at Syracuse	W	88-80	26805
Turnovers per game.....	14.6	15.2	*1/21/06	at LOUISVILLE	W	71-58	20091
Turnover margin.....	+0.6	-	*1/25/06	ST. JOHN'S	W	66-50	10167
Assist/turnover ratio..	1.1	0.8	*1/28/06	at Providence College	W	76-62	12993
STEALS.....	166	172	*1/31/06	PITTSBURGH	W	80-76	10167
Steals per game.....	7.2	7.5	2/4/06	at Indiana	W	88-80	17324
BLOCKS.....	214	94	*2/8/06	SYRACUSE	W	73-50	16294
Blocks per game.....	9.3	4.1	*2/11/06	at Seton Hall	W	99-57	13996
WINNING STREAK.....	11	-					
Home win streak.....	13	-					
ATTENDANCE.....	186548	117450					
Home games-Avg/Game...	13-14350	7-15750					
Neutral site-Avg/Game..	-	3-2400					

SCORE BY PERIODS:	1st	2nd	Total

UConn.....	914	983	- 1897
Opponents.....	663	788	- 1451

2005-06 Connecticut Basketball
UCONN Extended Season Box Score (as of Feb 11, 2006)
All games

RECORD:	OVERALL	HOME	AWAY	NEUTRAL
ALL GAMES.....	(22-1)	(13-0)	(6-1)	(3-0)
CONFERENCE.....	(9-1)	(5-0)	(4-1)	(0-0)
NON-CONFERENCE.....	(13-0)	(8-0)	(2-0)	(3-0)

##	Player	GP-GS	Min--Avg	---TOTAL---		-----3-PTS-----				----REBOUNDS----										PF	FO	A	APG	TO	TOPG	A/TO	Blk	BPG	Stl	SPG	Pts	Avg
				FG-FGA	Pct	3FG-FGA	Pct	3FG/G	FT-FTA	Pct	Off	Def	Tot	Avg																		
22	GAY, Rudy.....	22-22	651 29.6	131-287	.456	18-60	.300	0.82	71-97	.732	49	95	144	6.5	48	1	50	2.27	58	2.64	0.86	41	1.86	44	2.00	351	16.0					
31	ANDERSON, Rashad...	23-0	518 22.5	115-251	.458	57-134	.425	2.48	32-46	.696	14	56	70	3.0	27	0	16	0.70	20	0.87	0.80	8	0.35	21	0.91	319	13.9					
21	BOONE, Josh.....	23-21	600 26.1	94-164	.573	0-0	.000	0.00	50-92	.543	74	88	162	7.0	45	0	17	0.74	28	1.22	0.61	55	2.39	7	0.30	238	10.3					
05	WILLIAMS, Marcus...	12-9	366 30.5	35-88	.398	9-25	.360	0.75	41-51	.804	11	30	41	3.4	17	0	97	8.08	46	3.83	2.11	2	0.17	11	0.92	120	10.0					
11	ARMSTRONG, Hilton..	23-22	599 26.0	82-135	.607	1-2	.500	0.04	60-87	.690	47	113	160	7.0	57	2	16	0.70	51	2.22	0.31	69	3.00	16	0.70	225	9.8					
33	BROWN, Denham.....	21-10	458 21.8	69-179	.385	14-46	.304	0.67	43-50	.860	29	59	88	4.2	35	0	31	1.48	35	1.67	0.89	6	0.29	16	0.76	195	9.3					
04	ADRIEN, Jeff.....	22-1	366 16.6	58-93	.624	0-0	.000	0.00	38-56	.679	43	66	109	5.0	29	0	9	0.41	19	0.86	0.47	16	0.73	9	0.41	154	7.0					
24	AUSTRIE, Craig.....	23-23	463 20.1	28-73	.384	10-30	.333	0.43	33-42	.786	8	35	43	1.9	26	0	73	3.17	28	1.22	2.61	5	0.22	11	0.48	99	4.3					
01	JOHNSON, Marcus....	19-5	177 9.3	30-54	.556	5-9	.556	0.26	11-29	.379	10	19	29	1.5	22	0	13	0.68	13	0.68	1.00	5	0.26	17	0.89	76	4.0					
32	NELSON, Ed.....	21-2	210 10.0	29-66	.439	0-1	.000	0.00	21-30	.700	33	47	80	3.8	26	0	7	0.33	14	0.67	0.50	5	0.24	8	0.38	79	3.8					
25	GARRISON, Rob.....	16-0	152 9.5	11-29	.379	1-7	.143	0.06	9-12	.750	3	10	13	0.8	17	1	35	2.19	16	1.00	2.19	1	0.06	4	0.25	32	2.0					
13	THOMPSON, Ryan.....	5-0	24 4.8	2-7	.286	1-4	.250	0.20	2-4	.500	0	3	3	0.6	0	0	3	0.60	1	0.20	3.00	1	0.20	2	0.40	7	1.4					
55	FOROSTOSKI, Nick...	3-0	4 1.3	0-1	.000	0-0	.000	0.00	1-2	.500	2	2	4	1.3	2	0	0	0.00	0	0.00	0.00	0	0.00	0	0.00	1	0.3					
10	SPENCER, Ben.....	3-0	3 1.0	0-0	.000	0-0	.000	0.00	1-2	.500	0	2	2	0.7	0	0	0	0.00	0	0.00	0.00	0	0.00	0	0.00	1	0.3					
45	OMOKARO, Osazee....	4-0	4 1.0	0-1	.000	0-1	.000	0.00	0-0	.000	0	2	2	0.5	0	0	0	0.00	0	0.00	0.00	0	0.00	0	0.00	0	0.0					
35	GAGNE, Martin.....	4-0	5 1.3	0-3	.000	0-1	.000	0.00	0-0	.000	0	0	0	0.0	1	0	0	0.00	2	0.50	0.00	0	0.00	0	0.00	0	0.0					
TEAM.....											50	35	85	3.7	3																	
Total.....		23	4600	684-1431	.478	116-320	.363	5.04	413-600	.688	373	662	1035	45.0	355	4	367	15.96	336	14.61	1.09	214	9.30	166	7.22	1897	82.5					
Opponents.....		23	4600	540-1475	.366	125-439	.285	5.43	246-358	.687	320	469	789	34.3	490	-	277	12.04	350	15.22	0.79	94	4.09	172	7.48	1451	63.1					

Total.....	23	4600	684-1431	.478	116-320	.363	5.04	413-600	.688	373	662	1035	45.0	355	4	367	15.96	336	14.61	1.09	214	9.30	166	7.22	1897	82.5
Opponents.....	23	4600	540-1475	.366	125-439	.285	5.43	246-358	.687	320	469	789	34.3	490	-	277	12.04	350	15.22	0.79	94	4.09	172	7.48	1451	63.1

SCORE BY PERIODS:	1st	2nd	Total	DEADBALL REBOUNDS:	OFF	DEF	TOTAL
UCONN.....	914	983	- 1897	UCONN.....	89	4	93
Opponents.....	663	788	- 1451	Opponents.....	61	3	64

2005-06 Connecticut Basketball
UCONN Extended Season Box Score (as of Feb 11, 2006)
Conference games

RECORD:	OVERALL	HOME	AWAY	NEUTRAL
ALL GAMES.....	(9-1)	(5-0)	(4-1)	(0-0)
CONFERENCE.....	(9-1)	(5-0)	(4-1)	(0-0)
NON-CONFERENCE.....	(0-0)	(0-0)	(0-0)	(0-0)

##	Player	GP-GS	Min--Avg	---TOTAL---		-----3-PTS-----				----REBOUNDS----										PF	FO	A	APG	TO	TOPG	A/TO	Blk	BPG	Stl	SPG	Pts	Avg
				FG-FGA	Pct	3FG-FGA	Pct	3FG/G	FT-FTA	Pct	Off	Def	Tot	Avg																		
22	GAY, Rudy.....	10-10	308 30.8	58-123	.472	7-26	.269	0.70	26-37	.703	24	42	66	6.6	21	1	22	2.20	28	2.80	0.79	18	1.80	16	1.60	149	14.9					
31	ANDERSON, Rashad...	10-0	239 23.9	47-111	.423	26-68	.382	2.60	13-18	.722	7	17	24	2.4	10	0	6	0.60	10	1.00	0.60	6	0.60	9	0.90	133	13.3					
21	BOONE, Josh.....	10-10	261 26.1	42-74	.568	0-0	.000	0.00	21-37	.568	30	47	77	7.7	25	0	4	0.40	13	1.30	0.31	24	2.40	3	0.30	105	10.5					
11	ARMSTRONG, Hilton..	10-10	295 29.5	36-63	.571	0-0	.000	0.00	27-36	.750	23	49	72	7.2	25	1	8	0.80	22	2.20	0.36	37	3.70	8	0.80	99	9.9					
05	WILLIAMS, Marcus...	10-8	309 30.9	26-67	.388	8-22	.364	0.80	35-43	.814	8	23	31	3.1	14	0	82	8.20	37	3.70	2.22	2	0.20	9	0.90	95	9.5					
33	BROWN, Denham.....	10-1	192 19.2	31-77	.403	4-19	.211	0.40	14-19	.737	17	31	48	4.8	14	0	9	0.90	15	1.50	0.60	2	0.20	7	0.70	80	8.0					
04	ADRIEN, Jeff.....	9-0	161 17.9	23-37	.622	0-0	.000	0.00	14-20	.700	18	32	50	5.6	12	0	3	0.33	12	1.33	0.25	4	0.44	4	0.44	60	6.7					
24	AUSTRIE, Craig.....	10-10	138 13.8	8-24	.333	2-9	.222	0.20	12-17	.706	3	13	16	1.6	9	0	18	1.80	5	0.50	3.60	3	0.30	2	0.20	30	3.0					
32	NELSON, Ed.....	8-0	52 6.5	4-16	.250	0-1	.000	0.00	4-9	.444	5	13	18	2.3	10	0	0	0.00	5	0.63	0.00	1	0.13	2	0.25	12	1.5					
01	JOHNSON, Marcus....	8-1	32 4.0	3-9	.333	1-2	.500	0.13	1-6	.167	1	4	5	0.6	5	0	2	0.25	2	0.25	1.00	1	0.13	3	0.38	8	1.0					
25	GARRISON, Rob.....	5-0	13 2.6	2-2	1.000	0-0	.000	0.00	1-2	.500	0	1	1	0.2	0	0	1	0.20	0	0.00	99.00	0	0.00	0	0.00	5	1.0					
TEAM.....											21	19	40	4.0	3	2																
Total.....		10	2000	280-603	.464	48-147	.327	4.80	168-244	.689	157	291	448	44.8	148	2	155	15.50	151	15.10	1.03	98	9.80	63	6.30	776	77.6					
Opponents.....		10	2000	246-674	.365	58-216	.269	5.80	103-140	.736	150	202	352	35.2	211	-	126	12.60	131	13.10	0.96	51	5.10	82	8.20	653	65.3					

SCORE BY PERIODS:	1st	2nd	Total	DEADBALL REBOUNDS:	OFF	DEF	TOTAL
-----	----	----	----	-----	----	----	----
UCONN.....	369	407	- 776	UCONN.....	37	3	40
Opponents.....	293	360	- 653	Opponents.....	21	3	24

2005-06 Connecticut Basketball
UCONN Combined Team Statistics (as of Feb 11, 2006)
Conference games

RECORD:	OVERALL	HOME	AWAY	NEUTRAL
ALL GAMES.....	(9-1)	(5-0)	(4-1)	(0-0)
CONFERENCE.....	(9-1)	(5-0)	(4-1)	(0-0)
NON-CONFERENCE.....	(0-0)	(0-0)	(0-0)	(0-0)

##	Player	GP-GS	Min--Avg	---TOTAL---		---3-PTS---		FT-FTA	Pct	---REBOUNDS---				PF	FO	A	TO	Blk	Stl	Pts	Avg
				FG-FGA	Pct	3FG-FGA	Pct			Off	Def	Tot	Avg								
22	GAY, Rudy.....	10-10	308 30.8	58-123	.472	7-26	.269	26-37	.703	24	42	66	6.6	21	1	22	28	18	16	149	14.9
31	ANDERSON, Rashad...	10-0	239 23.9	47-111	.423	26-68	.382	13-18	.722	7	17	24	2.4	10	0	6	10	6	9	133	13.3
21	BOONE, Josh.....	10-10	261 26.1	42-74	.568	0-0	.000	21-37	.568	30	47	77	7.7	25	0	4	13	24	3	105	10.5
11	ARMSTRONG, Hilton..	10-10	295 29.5	36-63	.571	0-0	.000	27-36	.750	23	49	72	7.2	25	1	8	22	37	8	99	9.9
05	WILLIAMS, Marcus...	10-8	309 30.9	26-67	.388	8-22	.364	35-43	.814	8	23	31	3.1	14	0	82	37	2	9	95	9.5
33	BROWN, Denham.....	10-1	192 19.2	31-77	.403	4-19	.211	14-19	.737	17	31	48	4.8	14	0	9	15	2	7	80	8.0
04	ADRIEN, Jeff.....	9-0	161 17.9	23-37	.622	0-0	.000	14-20	.700	18	32	50	5.6	12	0	3	12	4	4	60	6.7
24	AUSTRIE, Craig.....	10-10	138 13.8	8-24	.333	2-9	.222	12-17	.706	3	13	16	1.6	9	0	18	5	3	2	30	3.0
32	NELSON, Ed.....	8-0	52 6.5	4-16	.250	0-1	.000	4-9	.444	5	13	18	2.3	10	0	0	5	1	2	12	1.5
25	GARRISON, Rob.....	5-0	13 2.6	2-2	1.000	0-0	.000	1-2	.500	0	1	1	0.2	0	0	1	0	0	0	5	1.0
01	JOHNSON, Marcus....	8-1	32 4.0	3-9	.333	1-2	.500	1-6	.167	1	4	5	0.6	5	0	2	2	1	3	8	1.0
	TEAM.....									21	19	40	4.0	3			2				
<hr/>																					
	Total.....	10	2000	280-603	.464	48-147	.327	168-244	.689	157	291	448	44.8	148	2	155	151	98	63	776	77.6
	Opponents.....	10	2000	246-674	.365	58-216	.269	103-140	.736	150	202	352	35.2	211	-	126	131	51	82	653	65.3

TEAM STATISTICS	UCONN	OPP	DATE	OPPONENT	W/L	SCORE	ATTEND
<hr/>							
SCORING.....	776	653	*01/03/06	at Marquette	L	79-94	15831
Points per game.....	77.6	65.3	*1/9/06	CINCINNATI	W	70-59	16294
Scoring margin.....	+12.3	-	*1/14/06	GEORGETOWN	W	74-67	16294
FIELD GOALS-ATT.....	280-603	246-674	*1/16/06	at Syracuse	W	88-80	26805
Field goal pct.....	.464	.365	*1/21/06	at LOUISVILLE	W	71-58	20091
3 POINT FG-ATT.....	48-147	58-216	*1/25/06	ST. JOHN'S	W	66-50	10167
3-point FG pct.....	.327	.269	*1/28/06	at Providence College	W	76-62	12993
3-pt FG made per game..	4.8	5.8	*1/31/06	PITTSBURGH	W	80-76	10167
FREE THROWS-ATT.....	168-244	103-140	*2/8/06	SYRACUSE	W	73-50	16294
Free throw pct.....	.689	.736	*2/11/06	at Seton Hall	W	99-57	13996
REBOUNDS.....	448	352					
Rebounds per game.....	44.8	35.2					
Rebounding margin.....	+9.6	-					
ASSISTS.....	155	126					
Assists per game.....	15.5	12.6					
TURNOVERS.....	151	131					
Turnovers per game.....	15.1	13.1					
Turnover margin.....	-2.0	-					
Assist/turnover ratio..	1.0	1.0					
STEALS.....	63	82					
Steals per game.....	6.3	8.2					
BLOCKS.....	98	51					
Blocks per game.....	9.8	5.1					
WINNING STREAK.....	9	-					
Home win streak.....	5	-					
ATTENDANCE.....	69216	89716					
Home games-Avg/Game....	5-13843	5-17943					
Neutral site-Avg/Game..	-	0-0					

SCORE BY PERIODS:	1st	2nd	Total
<hr/>			
UCONN.....	369	407	- 776
Opponents.....	293	360	- 653

2005-06 Connecticut Basketball
UCONN Combined Team Statistics (as of Feb 11, 2006)
Last Three Games

RECORD:	OVERALL	HOME	AWAY	NEUTRAL
ALL GAMES.....	(3-0)	(1-0)	(2-0)	(0-0)
CONFERENCE.....	(2-0)	(1-0)	(1-0)	(0-0)
NON-CONFERENCE.....	(1-0)	(0-0)	(1-0)	(0-0)

## Player	GP-GS	Min--Avg	---TOTAL---		---3-PTS---		FT-FTA	Pct	---REBOUNDS---				PF	FO	A	TO	Blk	Stl	Pts	Avg
			FG-FGA	Pct	3FG-FGA	Pct			Off	Def	Tot	Avg								
22 GAY, Rudy.....	3-3	93 31.0	23-45	.511	6-13	.462	7-11	.636	9	21	30	10.0	5	0	6	8	6	4	59	19.7
11 ARMSTRONG, Hilton..	3-3	85 28.3	15-25	.600	0-1	.000	7-15	.467	12	17	29	9.7	6	0	3	10	6	3	37	12.3
21 BOONE, Josh.....	3-3	75 25.0	15-23	.652	0-0	.000	5-8	.625	8	14	22	7.3	4	0	0	2	7	0	35	11.7
33 BROWN, Denham.....	3-0	65 21.7	13-24	.542	1-3	.333	4-4	1.000	3	8	11	3.7	4	0	1	1	1	2	31	10.3
05 WILLIAMS, Marcus...	3-3	91 30.3	13-28	.464	3-7	.429	2-2	1.000	1	13	14	4.7	2	0	28	13	0	0	31	10.3
31 ANDERSON, Rashad...	3-0	67 22.3	11-30	.367	6-19	.316	3-4	.750	2	7	9	3.0	4	0	7	2	1	3	31	10.3
04 ADRIEN, Jeff.....	3-0	59 19.7	9-13	.692	0-0	.000	7-8	.875	6	9	15	5.0	4	0	3	4	3	2	25	8.3
01 JOHNSON, Marcus....	2-0	8 4.0	1-2	.500	0-0	.000	1-4	.250	0	1	1	0.5	1	0	1	0	0	0	3	1.5
24 AUSTRIE, Craig.....	3-3	38 12.7	2-7	.286	0-0	.000	0-0	.000	1	3	4	1.3	2	0	7	2	1	1	4	1.3
25 GARRISON, Rob.....	2-0	6 3.0	1-1	1.000	0-0	.000	0-0	.000	0	1	1	0.5	0	0	0	0	0	0	2	1.0
32 NELSON, Ed.....	3-0	13 4.3	1-4	.250	0-1	.000	0-0	.000	0	4	4	1.3	3	0	0	0	0	1	2	0.7
Team.....									10	5	15	5.0	0			2				
Total.....	3	600	104-202	.515	16-44	.364	36-56	.643	52	103	155	51.7	35	0	56	44	25	16	260	86.7
Opponents.....	3	600	73-217	.336	19-79	.241	22-32	.688	46	56	102	34.0	52	-	42	32	14	24	187	62.3

TEAM STATISTICS	UCONN	OPP	DATE	OPPONENT	W/L	SCORE	ATTEND
SCORING.....	260	187	2/4/06	at Indiana	W	88-80	17324
Points per game.....	86.7	62.3	*2/8/06	SYRACUSE	W	73-50	16294
Scoring margin.....	+24.3	-	*2/11/06	at Seton Hall	W	99-57	13996
FIELD GOALS-ATT.....	104-202	73-217					
Field goal pct.....	.515	.336					
3 POINT FG-ATT.....	16-44	19-79					
3-point FG pct.....	.364	.241					
3-pt FG made per game..	5.3	6.3					
FREE THROWS-ATT.....	36-56	22-32					
Free throw pct.....	.643	.688					
REBOUNDS.....	155	102					
Rebounds per game.....	51.7	34.0					
Rebounding margin.....	+17.7	-					
ASSISTS.....	56	42					
Assists per game.....	18.7	14.0					
TURNOVERS.....	44	32					
Turnovers per game.....	14.7	10.7					
Turnover margin.....	-4.0	-					
Assist/turnover ratio..	1.3	1.3					
STEALS.....	16	24					
Steals per game.....	5.3	8.0					
BLOCKS.....	25	14					
Blocks per game.....	8.3	4.7					
WINNING STREAK.....	3	-					
Home win streak.....	1	-					
ATTENDANCE.....	16294	31320					
Home games-Avg/Game....	1-16294	2-15660					
Neutral site-Avg/Game..	-	0-0					

SCORE BY PERIODS:	1st	2nd	Total
UCONN.....	121	139	- 260
Opponents.....	88	99	- 187

2005-06 Connecticut Basketball
UConn Combined Team Statistics (as of Feb 11, 2006)
Last Six Games

RECORD:	OVERALL	HOME	AWAY	NEUTRAL
ALL GAMES.....	(6-0)	(3-0)	(3-0)	(0-0)
CONFERENCE.....	(5-0)	(3-0)	(2-0)	(0-0)
NON-CONFERENCE.....	(1-0)	(0-0)	(1-0)	(0-0)

## Player	GP-GS	Min--Avg	---TOTAL---		---3-PTS---		FT-FTA	Pct	---REBOUNDS---				PF	FO	A	TO	Blk	Stl	Pts	Avg
			FG-FGA	Pct	3FG-FGA	Pct			Off	Def	Tot	Avg								
22 GAY, Rudy.....	6-6	189 31.5	45-84	.536	7-18	.389	14-25	.560	15	30	45	7.5	10	0	8	14	13	10	111	18.5
31 ANDERSON, Rashad...	6-0	139 23.2	23-62	.371	11-37	.297	13-15	.867	4	10	14	2.3	7	0	7	3	2	7	70	11.7
21 BOONE, Josh.....	6-6	161 26.8	27-45	.600	0-0	.000	15-23	.652	18	32	50	8.3	12	0	2	7	18	2	69	11.5
11 ARMSTRONG, Hilton..	6-6	178 29.7	21-42	.500	0-1	.000	20-31	.645	18	36	54	9.0	15	1	6	16	15	4	62	10.3
33 BROWN, Denham.....	6-0	128 21.3	25-51	.490	3-9	.333	7-8	.875	9	17	26	4.3	9	0	2	5	2	5	60	10.0
05 WILLIAMS, Marcus...	6-6	188 31.3	17-42	.405	3-12	.250	12-14	.857	5	18	23	3.8	4	0	53	27	0	0	49	8.2
04 ADRIEN, Jeff.....	5-0	85 17.0	11-17	.647	0-0	.000	8-10	.800	11	12	23	4.6	9	0	3	6	3	2	30	6.0
32 NELSON, Ed.....	6-0	39 6.5	4-14	.286	0-1	.000	4-7	.571	2	11	13	2.2	5	0	0	3	1	2	12	2.0
24 AUSTRIE, Craig.....	6-6	71 11.8	3-14	.214	1-5	.200	4-4	1.000	2	4	6	1.0	6	0	9	2	3	1	11	1.8
01 JOHNSON, Marcus....	4-0	12 3.0	2-4	.500	1-1	1.000	1-4	.250	0	1	1	0.3	3	0	1	0	0	1	6	1.5
25 GARRISON, Rob.....	4-0	10 2.5	1-1	1.000	0-0	.000	0-0	.000	0	1	1	0.3	0	0	1	0	0	0	2	0.5
TEAM.....									18	15	33	5.5	2			2				
<hr/>																				
Total.....	6	1200	179-376	.476	26-84	.310	98-141	.695	102	187	289	48.2	82	1	92	85	57	34	482	80.3
Opponents.....	6	1200	149-411	.363	29-121	.240	48-70	.686	86	116	202	33.7	124	-	74	69	33	47	375	62.5

TEAM STATISTICS	UConn	OPP	DATE	OPPONENT	W/L	SCORE	ATTEND
<hr/>							
SCORING.....	482	375	*1/25/06	ST. JOHN'S	W	66-50	10167
Points per game.....	80.3	62.5	*1/28/06	at Providence College	W	76-62	12993
Scoring margin.....	+17.8	-	*1/31/06	PITTSBURGH	W	80-76	10167
FIELD GOALS-ATT.....	179-376	149-411	2/4/06	at Indiana	W	88-80	17324
Field goal pct.....	.476	.363	*2/8/06	SYRACUSE	W	73-50	16294
3 POINT FG-ATT.....	26-84	29-121	*2/11/06	at Seton Hall	W	99-57	13996
3-point FG pct.....	.310	.240					
3-pt FG made per game..	4.3	4.8					
FREE THROWS-ATT.....	98-141	48-70					
Free throw pct.....	.695	.686					
REBOUNDS.....	289	202					
Rebounds per game.....	48.2	33.7					
Rebounding margin.....	+14.5	-					
ASSISTS.....	92	74					
Assists per game.....	15.3	12.3					
TURNOVERS.....	85	69					
Turnovers per game.....	14.2	11.5					
Turnover margin.....	-2.7	-					
Assist/turnover ratio..	1.1	1.1					
STEALS.....	34	47					
Steals per game.....	5.7	7.8					
BLOCKS.....	57	33					
Blocks per game.....	9.5	5.5					
WINNING STREAK.....	6	-					
Home win streak.....	3	-					
ATTENDANCE.....	36628	44313					
Home games-Avg/Game....	3-12209	3-14771					
Neutral site-Avg/Game..	-	0-0					

SCORE BY PERIODS:	1st	2nd	Total
<hr/>			
UConn.....	232	250	- 482
Opponents.....	181	194	- 375

2005-06 Connecticut Basketball
UCONN Combined Team Statistics (as of Feb 11, 2006)
Last Ten Games

RECORD:	OVERALL	HOME	AWAY	NEUTRAL
ALL GAMES.....	(10-0)	(5-0)	(5-0)	(0-0)
CONFERENCE.....	(9-0)	(5-0)	(4-0)	(0-0)
NON-CONFERENCE.....	(1-0)	(0-0)	(1-0)	(0-0)

##	Player	GP-GS	Min--Avg	---TOTAL---		---3-PTS---		FT-FTA	Pct	---REBOUNDS---				PF	FO	A	TO	Blk	Stl	Pts	Avg
				FG-FGA	Pct	3FG-FGA	Pct			Off	Def	Tot	Avg								
22	GAY, Rudy.....	10-10	312 31.2	61-124	.492	10-27	.370	28-41	.683	25	46	71	7.1	18	0	18	25	20	16	160	16.0
31	ANDERSON, Rashad...	10-0	240 24.0	41-102	.402	21-61	.344	15-20	.750	7	19	26	2.6	10	0	8	10	5	9	118	11.8
21	BOONE, Josh.....	10-10	268 26.8	44-76	.579	0-0	.000	20-31	.645	30	47	77	7.7	23	0	4	14	22	3	108	10.8
11	ARMSTRONG, Hilton..	10-10	295 29.5	39-68	.574	0-1	.000	25-36	.694	24	52	76	7.6	26	1	8	24	38	8	103	10.3
05	WILLIAMS, Marcus...	10-9	319 31.9	30-72	.417	7-21	.333	36-43	.837	8	27	35	3.5	13	0	84	40	1	7	103	10.3
33	BROWN, Denham.....	10-1	191 19.1	32-71	.451	4-16	.250	16-21	.762	12	32	44	4.4	15	0	6	14	3	7	84	8.4
04	ADRIEN, Jeff.....	9-0	167 18.6	23-34	.676	0-0	.000	13-18	.722	17	33	50	5.6	11	0	4	13	4	4	59	6.6
24	AUSTRIE, Craig.....	10-10	133 13.3	8-24	.333	2-9	.222	12-15	.800	2	11	13	1.3	8	0	18	6	3	2	30	3.0
32	NELSON, Ed.....	8-0	44 5.5	4-15	.267	0-1	.000	4-7	.571	2	11	13	1.6	9	0	0	4	1	2	12	1.5
01	JOHNSON, Marcus....	7-0	21 3.0	2-4	.500	1-1	1.000	1-4	.250	0	1	1	0.1	3	0	1	1	1	3	6	0.9
25	GARRISON, Rob.....	4-0	10 2.5	1-1	1.000	0-0	.000	0-0	.000	0	1	1	0.3	0	0	1	0	0	0	2	0.5
TEAM.....										21	19	40	4.0	3			2				
<hr/>																					
Total.....		10	2000	285-591	.482	45-137	.328	170-236	.720	148	299	447	44.7	139	1	152	153	98	61	785	78.5
Opponents.....		10	2000	247-680	.363	58-218	.266	87-122	.713	151	190	341	34.1	204	-	127	126	48	80	639	63.9

TEAM STATISTICS	UCONN	OPP	DATE	OPPONENT	W/L	SCORE	ATTEND
<hr/>							
SCORING.....	785	639	*1/9/06	CINCINNATI	W	70-59	16294
Points per game.....	78.5	63.9	*1/14/06	GEORGETOWN	W	74-67	16294
Scoring margin.....	+14.6	-	*1/16/06	at Syracuse	W	88-80	26805
FIELD GOALS-ATT.....	285-591	247-680	*1/21/06	at LOUISVILLE	W	71-58	20091
Field goal pct.....	.482	.363	*1/25/06	ST. JOHN'S	W	66-50	10167
3 POINT FG-ATT.....	45-137	58-218	*1/28/06	at Providence College	W	76-62	12993
3-point FG pct.....	.328	.266	*1/31/06	PITTSBURGH	W	80-76	10167
3-pt FG made per game..	4.5	5.8	2/4/06	at Indiana	W	88-80	17324
FREE THROWS-ATT.....	170-236	87-122	*2/8/06	SYRACUSE	W	73-50	16294
Free throw pct.....	.720	.713	*2/11/06	at Seton Hall	W	99-57	13996
REBOUNDS.....	447	341					
Rebounds per game.....	44.7	34.1					
Rebounding margin.....	+10.6	-					
ASSISTS.....	152	127					
Assists per game.....	15.2	12.7					
TURNOVERS.....	153	126					
Turnovers per game.....	15.3	12.6					
Turnover margin.....	-2.7	-					
Assist/turnover ratio..	1.0	1.0					
STEALS.....	61	80					
Steals per game.....	6.1	8.0					
BLOCKS.....	98	48					
Blocks per game.....	9.8	4.8					
WINNING STREAK.....	10	-					
Home win streak.....	5	-					
ATTENDANCE.....	69216	91209					
Home games-Avg/Game....	5-13843	5-18242					
Neutral site-Avg/Game..	-	0-0					

SCORE BY PERIODS:	1st	2nd	Total
<hr/>			
UCONN.....	377	408	- 785
Opponents.....	290	349	- 639

2005-06 Connecticut Basketball
UCONN Combined Team Statistics (as of Feb 11, 2006)
Since January 1

RECORD:	OVERALL	HOME	AWAY	NEUTRAL
ALL GAMES.....	(11-1)	(6-0)	(5-1)	(0-0)
CONFERENCE.....	(9-1)	(5-0)	(4-1)	(0-0)
NON-CONFERENCE.....	(2-0)	(1-0)	(1-0)	(0-0)

##	Player	GP-GS	Min--Avg	---TOTAL---		---3-PTS---		FT-FTA	Pct	---REBOUNDS---				PF	FO	A	TO	Blk	Stl	Pts	Avg
				FG-FGA	Pct	3FG-FGA	Pct			Off	Def	Tot	Avg								
22	GAY, Rudy.....	12-12	376 31.3	70-151	.464	10-30	.333	37-51	.725	32	54	86	7.2	25	1	24	33	21	18	187	15.6
31	ANDERSON, Rashad...	12-0	297 24.8	53-137	.387	29-79	.367	18-25	.720	10	27	37	3.1	15	0	9	10	6	11	153	12.8
11	ARMSTRONG, Hilton..	12-12	341 28.4	46-79	.582	0-1	.000	34-48	.708	26	57	83	6.9	32	1	8	26	42	10	126	10.5
21	BOONE, Josh.....	12-12	328 27.3	51-91	.560	0-0	.000	23-39	.590	34	51	85	7.1	30	0	5	14	30	4	125	10.4
05	WILLIAMS, Marcus...	12-9	366 30.5	35-88	.398	9-25	.360	41-51	.804	11	30	41	3.4	17	0	97	46	2	11	120	10.0
33	BROWN, Denham.....	12-2	227 18.9	34-85	.400	5-22	.227	20-25	.800	17	33	50	4.2	17	0	9	16	3	7	93	7.8
04	ADRIEN, Jeff.....	11-0	199 18.1	28-43	.651	0-0	.000	14-20	.700	20	39	59	5.4	14	0	5	13	6	4	70	6.4
24	AUSTRIE, Craig.....	12-12	164 13.7	8-27	.296	2-10	.200	14-19	.737	3	15	18	1.5	11	0	20	6	4	2	32	2.7
32	NELSON, Ed.....	10-0	57 5.7	4-17	.235	0-1	.000	4-9	.444	5	13	18	1.8	12	0	0	5	1	2	12	1.2
25	GARRISON, Rob.....	5-0	13 2.6	2-2	1.000	0-0	.000	1-2	.500	0	1	1	0.2	0	0	1	0	0	0	5	1.0
01	JOHNSON, Marcus....	8-1	32 4.0	3-9	.333	1-2	.500	1-6	.167	1	4	5	0.6	5	0	2	2	1	3	8	1.0
	TEAM.....									27	22	49	4.1	3			2				
<hr/>																					
	Total.....	12	2400	334-729	.458	56-170	.329	207-295	.702	186	346	532	44.3	181	2	180	173	116	72	931	77.6
	Opponents.....	12	2400	300-805	.373	71-254	.280	128-177	.723	177	251	428	35.7	251	-	154	152	61	90	799	66.6

TEAM STATISTICS	UCONN	OPP	DATE	OPPONENT	W/L	SCORE	ATTEND
SCORING.....	931	799	*01/03/06	at Marquette	L	79-94	15831
Points per game.....	77.6	66.6	1/7/06	LSU	W	67-66	16294
Scoring margin.....	+11.0	-	*1/9/06	CINCINNATI	W	70-59	16294
FIELD GOALS-ATT.....	334-729	300-805	*1/14/06	GEORGETOWN	W	74-67	16294
Field goal pct.....	.458	.373	*1/16/06	at Syracuse	W	88-80	26805
3 POINT FG-ATT.....	56-170	71-254	*1/21/06	at LOUISVILLE	W	71-58	20091
3-point FG pct.....	.329	.280	*1/25/06	ST. JOHN'S	W	66-50	10167
3-pt FG made per game..	4.7	5.9	*1/28/06	at Providence College	W	76-62	12993
FREE THROWS-ATT.....	207-295	128-177	*1/31/06	PITTSBURGH	W	80-76	10167
Free throw pct.....	.702	.723	2/4/06	at Indiana	W	88-80	17324
REBOUNDS.....	532	428	*2/8/06	SYRACUSE	W	73-50	16294
Rebounds per game.....	44.3	35.7	*2/11/06	at Seton Hall	W	99-57	13996
Rebounding margin.....	+8.7	-					
ASSISTS.....	180	154					
Assists per game.....	15.0	12.8					
TURNOVERS.....	173	152					
Turnovers per game....	14.4	12.7					
Turnover margin.....	-1.7	-					
Assist/turnover ratio..	1.0	1.0					
STEALS.....	72	90					
Steals per game.....	6.0	7.5					
BLOCKS.....	116	61					
Blocks per game.....	9.7	5.1					
WINNING STREAK.....	11	-					
Home win streak.....	6	-					
ATTENDANCE.....	85510	107040					
Home games-Avg/Game....	6-14252	6-17840					
Neutral site-Avg/Game..	-	0-0					

SCORE BY PERIODS:	1st	2nd	Total
UCONN.....	440	491	- 931
Opponents.....	366	433	- 799

2005-06 Connecticut Basketball
UCONN Combined Team Statistics (as of Feb 02, 2006)
November & December

RECORD:	OVERALL	HOME	AWAY	NEUTRAL
ALL GAMES.....	(11-0)	(7-0)	(1-0)	(3-0)
CONFERENCE.....	(0-0)	(0-0)	(0-0)	(0-0)
NON-CONFERENCE.....	(11-0)	(7-0)	(1-0)	(3-0)

##	Player	GP-GS	Min--Avg	---TOTAL---		---3-PTS---		FT-FTA	Pct	---REBOUNDS---				PF	FO	A	TO	Blk	Stl	Pts	Avg
				FG-FGA	Pct	3FG-FGA	Pct			Off	Def	Tot	Avg								
22	GAY, Rudy.....	10-10	275 27.5	61-136	.449	8-30	.267	34-46	.739	17	41	58	5.8	23	0	26	25	20	26	164	16.4
31	ANDERSON, Rashad...	11-0	221 20.1	62-114	.544	28-55	.509	14-21	.667	4	29	33	3.0	12	0	7	10	2	10	166	15.1
33	BROWN, Denham.....	9-8	231 25.7	35-94	.372	9-24	.375	23-25	.920	12	26	38	4.2	18	0	22	19	3	9	102	11.3
21	BOONE, Josh.....	11-9	272 24.7	43-73	.589	0-0	.000	27-53	.509	40	37	77	7.0	15	0	12	14	25	3	113	10.3
11	ARMSTRONG, Hilton..	11-10	258 23.5	36-56	.643	1-1	1.000	26-39	.667	21	56	77	7.0	25	1	8	25	27	6	99	9.0
04	ADRIEN, Jeff.....	11-1	167 15.2	30-50	.600	0-0	.000	24-36	.667	23	27	50	4.5	15	0	4	6	10	5	84	7.6
13	JOHNSON, Marcus....	11-4	145 13.2	27-45	.600	4-7	.571	10-23	.435	9	15	24	2.2	17	0	11	11	4	14	68	6.2
24	AUSTRIE, Craig.....	11-11	299 27.2	20-46	.435	8-20	.400	19-23	.826	5	20	25	2.3	15	0	53	22	1	9	67	6.1
32	NELSON, Ed.....	11-2	153 13.9	25-49	.510	0-0	.000	17-21	.810	28	34	62	5.6	14	0	7	9	4	6	67	6.1
25	GARRISON, Rob.....	11-0	139 12.6	9-27	.333	1-7	.143	8-10	.800	3	9	12	1.1	17	1	34	16	1	4	27	2.5
13	THOMPSON, Ryan.....	5-0	24 4.8	2-7	.286	1-4	.250	2-4	.500	0	3	3	0.6	0	0	3	1	1	2	7	1.4
10	SPENCER, Ben.....	3-0	3 1.0	0-0	.000	0-0	.000	1-2	.500	0	2	2	0.7	0	0	0	0	0	0	1	0.3
55	FOROSTOSKI, Nick...	3-0	4 1.3	0-1	.000	0-0	.000	1-2	.500	2	2	4	1.3	2	0	0	0	0	0	1	0.3
45	OMOKARO, Osazee....	4-0	4 1.0	0-1	.000	0-1	.000	0-0	.000	0	2	2	0.5	0	0	0	0	0	0	0	0.0
35	GAGNE, Martin.....	4-0	5 1.3	0-3	.000	0-1	.000	0-0	.000	0	0	0	0.0	1	0	0	2	0	0	0	0.0
TEAM.....											23	13	36	3.3	0		3				

Total.....	11	2200	350-702	.499	60-150	.400	206-305	.675	187	316	503	45.7	174	2	187	163	98	94	966	87.8
Opponents.....	11	2200	240-670	.358	54-185	.292	118-181	.652	143	218	361	32.8	239	-	123	198	33	82	652	59.3

TEAM STATISTICS	UCONN	OPP	DATE	OPPONENT	W/L	SCORE	ATTEND

SCORING.....	966	652	11/18/05	at Pepperdine	W	75-56	3210
Points per game.....	87.8	59.3	11/21/05	vs Arkansas	W	77-68	2400
Scoring margin.....	+28.5	-	11/22/05	vs Arizona	W	79-70	2400
FIELD GOALS-ATT.....	350-702	240-670	11/23/05	vs Gonzaga	W	65-63	2400
Field goal pct.....	.499	.358	11/29/05	ARMY	W	68-54	16294
3 POINT FG-ATT.....	60-150	54-185	12/2/05	TEXAS SOUTHERN	W	113-49	10167
3-point FG pct.....	.400	.292	12/8/05	MASSACHUSETTS	W	78-60	16294
3-pt FG made per game..	5.5	4.9	12/18/05	NEW HAMPSHIRE	W	86-44	16294
FREE THROWS-ATT.....	206-305	118-181	12/23/05	MOREHEAD STATE	W	129-61	10167
Free throw pct.....	.675	.652	12/28/05	STONY BROOK	W	85-52	15528
REBOUNDS.....	503	361	12/30/05	QUINNIPIAC	W	111-75	16294
Rebounds per game.....	45.7	32.8					
Rebounding margin.....	+12.9	-					
ASSISTS.....	187	123					
Assists per game.....	17.0	11.2					
TURNOVERS.....	163	198					
Turnovers per game....	14.8	18.0					
Turnover margin.....	+3.2	-					
Assist/turnover ratio..	1.1	0.6					
STEALS.....	94	82					
Steals per game.....	8.5	7.5					
BLOCKS.....	98	33					
Blocks per game.....	8.9	3.0					
WINNING STREAK.....	11	-					
Home win streak.....	7	-					
ATTENDANCE.....	101038	10410					
Home games-Avg/Game....	7-14434	1-3210					
Neutral site-Avg/Game..	-	3-2400					

SCORE BY PERIODS:	1st	2nd	Total
-----	---	---	---
UCONN.....	474	492	- 966
Opponents.....	297	355	- 652

2005-06 Connecticut Basketball
UCONN Combined Team Statistics (as of Feb 11, 2006)
Games won

RECORD:	OVERALL	HOME	AWAY	NEUTRAL
ALL GAMES.....	(22-0)	(13-0)	(6-0)	(3-0)
CONFERENCE.....	(9-0)	(5-0)	(4-0)	(0-0)
NON-CONFERENCE.....	(13-0)	(8-0)	(2-0)	(3-0)

##	Player	GP-GS	Min--Avg	---TOTAL---		---3-PTS---		FT-FTA	Pct	----REBOUNDS----				PF	FO	A	TO	Blk	Stl	Pts	Avg
				FG-FGA	Pct	3FG-FGA	Pct			Off	Def	Tot	Avg								
22	GAY, Rudy.....	21-21	622 29.6	128-275	.465	18-57	.316	69-95	.726	46	91	137	6.5	43	0	45	53	41	43	343	16.3
31	ANDERSON, Rashad...	22-0	493 22.4	106-232	.457	51-121	.421	31-44	.705	14	55	69	3.1	25	0	16	20	7	20	294	13.4
05	WILLIAMS, Marcus...	11-9	343 31.2	34-83	.410	8-23	.348	40-49	.816	11	29	40	3.6	16	0	90	43	1	9	116	10.5
21	BOONE, Josh.....	22-20	578 26.3	89-157	.567	0-0	.000	47-84	.560	71	85	156	7.1	42	0	17	28	50	7	225	10.2
11	ARMSTRONG, Hilton..	22-21	573 26.0	79-130	.608	1-2	.500	54-79	.684	45	111	156	7.1	55	2	16	49	69	15	213	9.7
33	BROWN, Denham.....	20-10	435 21.8	67-168	.399	13-41	.317	41-48	.854	24	58	82	4.1	33	0	28	33	6	16	188	9.4
04	ADRIEN, Jeff.....	21-1	351 16.7	56-88	.636	0-0	.000	37-54	.685	41	63	104	5.0	26	0	8	19	16	9	149	7.1
24	AUSTRIE, Craig.....	22-22	448 20.4	28-73	.384	10-30	.333	33-40	.825	7	32	39	1.8	24	0	72	28	5	11	99	4.5
01	JOHNSON, Marcus....	18-4	166 9.2	29-49	.592	5-8	.625	11-27	.407	9	16	25	1.4	20	0	12	12	5	17	74	4.1
32	NELSON, Ed.....	20-2	202 10.1	29-65	.446	0-1	.000	21-28	.750	30	45	75	3.8	24	0	7	13	5	8	79	4.0
25	GARRISON, Rob.....	15-0	149 9.9	10-28	.357	1-7	.143	8-10	.800	3	10	13	0.9	17	1	35	16	1	4	29	1.9
13	THOMPSON, Ryan....	5-0	24 4.8	2-7	.286	1-4	.250	2-4	.500	0	3	3	0.6	0	0	3	1	1	2	7	1.4
55	FOROSTOSKI, Nick...	3-0	4 1.3	0-1	.000	0-0	.000	1-2	.500	2	2	4	1.3	2	0	0	0	0	0	1	0.3
10	SPENCER, Ben.....	3-0	3 1.0	0-0	.000	0-0	.000	1-2	.500	0	2	2	0.7	0	0	0	0	0	0	1	0.3
35	GAGNE, Martin.....	4-0	5 1.3	0-3	.000	0-1	.000	0-0	.000	0	0	0	0.0	1	0	0	2	0	0	0	0.0
45	OMOKARO, Osazee....	4-0	4 1.0	0-1	.000	0-1	.000	0-0	.000	0	2	2	0.5	0	0	0	0	0	0	0	0.0
	TEAM.....									48	34	82	3.7	3			5				

Total.....	22	4400	657-1360	.483	108-296	.365	396-566	.700	351	638	989	45.0	331	3	349	322	207	161	1818	82.6
Opponents.....	22	4400	512-1404	.365	115-412	.279	218-324	.673	303	440	743	33.8	462	-	262	338	91	164	1357	61.7

TEAM STATISTICS	UCONN	OPP	DATE	OPPONENT	W/L	SCORE	ATTEND
SCORING.....	1818	1357	11/18/05	at Pepperdine	W	75-56	3210
Points per game.....	82.6	61.7	11-21-05	vs Arkansas	W	77-68	2400
Scoring margin.....	+21.0	-	11-22-05	vs Arizona	W	79-70	2400
FIELD GOALS-ATT.....	657-1360	512-1404	11-23-05	vs Gonzaga	W	65-63	2400
Field goal pct.....	.483	.365	11/29/05	ARMY	W	68-54	16294
3 POINT FG-ATT.....	108-296	115-412	12/2/05	TEXAS SOUTHERN	W	113-49	10167
3-point FG pct.....	.365	.279	12/8/05	MASSACHUSETTS	W	78-60	16294
3-pt FG made per game..	4.9	5.2	12/18/05	NEW HAMPSHIRE	W	86-44	16294
FREE THROWS-ATT.....	396-566	218-324	12/23/05	MOREHEAD STATE	W	129-61	10167
Free throw pct.....	.700	.673	12/28/05	STONY BROOK	W	85-52	15528
REBOUNDS.....	989	743	12/30/05	QUINNIPIAC	W	111-75	16294
Rebounds per game.....	45.0	33.8	1/7/06	LSU	W	67-66	16294
Rebounding margin.....	+11.2	-	*1/9/06	CINCINNATI	W	70-59	16294
ASSISTS.....	349	262	*1/14/06	GEORGETOWN	W	74-67	16294
Assists per game.....	15.9	11.9	*1/16/06	at Syracuse	W	88-80	26805
TURNOVERS.....	322	338	*1/21/06	at LOUISVILLE	W	71-58	20091
Turnovers per game.....	14.6	15.4	*1/25/06	ST. JOHN'S	W	66-50	10167
Turnover margin.....	+0.7	-	*1/28/06	at Providence College	W	76-62	12993
Assist/turnover ratio..	1.1	0.8	*1/31/06	PITTSBURGH	W	80-76	10167
STEALS.....	161	164	2/4/06	at Indiana	W	88-80	17324
Steals per game.....	7.3	7.5	*2/8/06	SYRACUSE	W	73-50	16294
BLOCKS.....	207	91	*2/11/06	at Seton Hall	W	99-57	13996
Blocks per game.....	9.4	4.1					
WINNING STREAK.....	22	-					
Home win streak.....	13	-					
ATTENDANCE.....	186548	101619					
Home games-Avg/Game...	13-14350	6-15736					
Neutral site-Avg/Game..	-	3-2400					

SCORE BY PERIODS:	1st	2nd	Total
UCONN.....	881	937	- 1818
Opponents.....	624	733	- 1357

2005-06 Connecticut Basketball
UConn Combined Team Statistics (as of Jan 26, 2006)
Games lost

RECORD:	OVERALL	HOME	AWAY	NEUTRAL
ALL GAMES.....	(0-1)	(0-0)	(0-1)	(0-0)
CONFERENCE.....	(0-1)	(0-0)	(0-1)	(0-0)
NON-CONFERENCE.....	(0-0)	(0-0)	(0-0)	(0-0)

## Player	GP-GS	Min--Avg	---TOTAL---		---3-PTS---		FT-FTA	Pct	----REBOUNDS----				PF	FO	A	TO	Blk	Stl	Pts	Avg
			FG-FGA	Pct	3FG-FGA	Pct			Off	Def	Tot	Avg								
31 ANDERSON, Rashad...	1-0	25 25.0	9-19	.474	6-13	.462	1-2	.500	0	1	1	1.0	2	0	0	0	1	1	25	25.0
21 BOONE, Josh.....	1-1	22 22.0	5-7	.714	0-0	.000	3-8	.375	3	3	6	6.0	3	0	0	0	5	0	13	13.0
11 ARMSTRONG, Hilton..	1-1	26 26.0	3-5	.600	0-0	.000	6-8	.750	2	2	4	4.0	2	0	0	2	0	1	12	12.0
22 GAY, Rudy.....	1-1	29 29.0	3-12	.250	0-3	.000	2-2	1.000	3	4	7	7.0	5	1	5	5	0	1	8	8.0
33 BROWN, Denham.....	1-0	23 23.0	2-11	.182	1-5	.200	2-2	1.000	5	1	6	6.0	2	0	3	2	0	0	7	7.0
04 ADRIEN, Jeff.....	1-0	15 15.0	2-5	.400	0-0	.000	1-2	.500	2	3	5	5.0	3	0	1	0	0	0	5	5.0
05 WILLIAMS, Rob.....	1-0	23 23.0	1-5	.200	1-2	.500	1-2	.500	0	1	1	1.0	1	0	7	3	1	2	4	4.0
25 GARRISON, Rob.....	1-0	3 3.0	1-1	1.000	0-0	.000	1-2	.500	0	0	0	0.0	0	0	0	0	0	0	3	3.0
01 JOHNSON, Marcus....	1-1	11 11.0	1-5	.200	0-1	.000	0-2	.000	1	3	4	4.0	2	0	1	1	0	0	2	2.0
32 NELSON, Ed.....	1-0	8 8.0	0-1	.000	0-0	.000	0-2	.000	3	2	5	5.0	2	0	0	1	0	0	0	0.0
24 AUSTRIE, Craig.....	1-1	15 15.0	0-0	.000	0-0	.000	0-2	.000	1	3	4	4.0	2	0	1	0	0	0	0	0.0
TEAM.....									2	1	3	3.0	0			0				
Total.....	1	200	27-71	.380	8-24	.333	17-34	.500	22	24	46	46.0	24	1	18	14	7	5	79	79.0
Opponents.....	1	200	28-71	.394	10-27	.370	28-34	.824	17	29	46	46.0	28	-	15	12	3	8	94	94.0

TEAM STATISTICS	UConn	OPP	DATE	OPPONENT	W/L	SCORE	ATTEND
SCORING.....	79	94	*01/03/06	at Marquette	L	79-94	15831
Points per game.....	79.0	94.0					
Scoring margin.....	-15.0	-					
FIELD GOALS-ATT.....	27-71	28-71					
Field goal pct.....	.380	.394					
3 POINT FG-ATT.....	8-24	10-27					
3-point FG pct.....	.333	.370					
3-pt FG made per game..	8.0	10.0					
FREE THROWS-ATT.....	17-34	28-34					
Free throw pct.....	.500	.824					
REBOUNDS.....	46	46					
Rebounds per game.....	46.0	46.0					
Rebounding margin.....	+0.0	-					
ASSISTS.....	18	15					
Assists per game.....	18.0	15.0					
TURNOVERS.....	14	12					
Turnovers per game.....	14.0	12.0					
Turnover margin.....	-2.0	-					
Assist/turnover ratio..	1.3	1.3					
STEALS.....	5	8					
Steals per game.....	5.0	8.0					
BLOCKS.....	7	3					
Blocks per game.....	7.0	3.0					
WINNING STREAK.....	0	-					
Home win streak.....	0	-					
ATTENDANCE.....	0	15831					
Home games-Avg/Game....	0-0	1-15831					
Neutral site-Avg/Game..	-	0-0					

SCORE BY PERIODS:	1st	2nd	Total
UConn.....	33	46	- 79
Opponents.....	39	55	- 94

2005-06 Connecticut Basketball
UCONN Combined Team Statistics (as of Feb 09, 2006)
Home games

RECORD:	OVERALL	HOME	AWAY	NEUTRAL
ALL GAMES.....	(13-0)	(13-0)	(0-0)	(0-0)
CONFERENCE.....	(5-0)	(5-0)	(0-0)	(0-0)
NON-CONFERENCE.....	(8-0)	(8-0)	(0-0)	(0-0)

##	Player	GP-GS	Min--Avg	---TOTAL---		---3-PTS---		FT-FTA	Pct	----REBOUNDS----				PF	FO	A	TO	Blk	Stl	Pts	Avg
				FG-FGA	Pct	3FG-FGA	Pct			Off	Def	Tot	Avg								
22	GAY, Rudy.....	12-12	359 29.9	80-166	.482	9-30	.300	42-59	.712	30	53	83	6.9	22	0	32	29	28	32	211	17.6
31	ANDERSON, Rashad...	13-0	294 22.6	68-157	.433	31-79	.392	20-27	.741	8	31	39	3.0	16	0	10	9	4	15	187	14.4
11	ARMSTRONG, Hilton..	13-12	333 25.6	53-84	.631	1-1	1.000	25-35	.714	23	66	89	6.8	28	1	10	28	39	11	132	10.2
21	BOONE, Josh.....	13-11	314 24.2	51-96	.531	0-0	.000	21-46	.457	47	39	86	6.6	22	0	10	13	41	4	123	9.5
05	WILLIAMS, Marcus...	6-4	176 29.3	15-45	.333	4-13	.308	22-26	.846	7	17	24	4.0	8	0	50	23	0	3	56	9.3
04	ADRIEN, Jeff.....	13-1	219 16.8	35-58	.603	0-0	.000	27-42	.643	24	36	60	4.6	16	0	4	8	11	5	97	7.5
33	BROWN, Denham.....	11-6	219 19.9	29-77	.377	3-15	.200	20-24	.833	11	27	38	3.5	15	0	14	19	4	8	81	7.4
01	JOHNSON, Marcus....	11-4	130 11.8	27-43	.628	4-7	.571	11-25	.440	9	11	20	1.8	13	0	8	8	5	16	69	6.3
32	NELSON, Ed.....	12-2	145 12.1	23-45	.511	0-0	.000	16-22	.727	26	37	63	5.3	17	0	7	11	3	6	62	5.2
24	AUSTRIE, Craig.....	13-13	263 20.2	17-44	.386	5-18	.278	13-16	.813	4	13	17	1.3	10	0	58	16	2	7	52	4.0
25	GARRISON, Rob.....	9-0	108 12.0	7-18	.389	1-4	.250	6-7	.857	2	7	9	1.0	11	1	30	11	1	4	21	2.3
13	THOMPSON, Ryan.....	5-0	24 4.8	2-7	.286	1-4	.250	2-4	.500	0	3	3	0.6	0	0	3	1	1	2	7	1.4
55	FOROSTOSKI, Nick...	3-0	4 1.3	0-1	.000	0-0	.000	1-2	.500	2	2	4	1.3	2	0	0	0	0	0	1	0.3
10	SPENCER, Ben.....	3-0	3 1.0	0-0	.000	0-0	.000	1-2	.500	0	2	2	0.7	0	0	0	0	0	0	1	0.3
45	OMOKARO, Osazee....	4-0	4 1.0	0-1	.000	0-1	.000	0-0	.000	0	2	2	0.5	0	0	0	0	0	0	0	0.0
35	GAGNE, Martin.....	4-0	5 1.3	0-3	.000	0-1	.000	0-0	.000	0	0	0	0.0	1	0	0	2	0	0	0	0.0
TEAM.....										34	22	56	4.3	3			1				

Total.....	13	2600	407-845	.482	59-173	.341	227-337	.674	227	368	595	45.8	184	2	236	179	139	113	1100	84.6
Opponents.....	13	2600	286-781	.366	65-241	.270	126-185	.681	152	265	417	32.1	276	-	157	232	55	86	763	58.7

TEAM STATISTICS	UCONN	OPP	DATE	OPPONENT	W/L	SCORE	ATTEND

SCORING.....	1100	763	11/29/05	ARMY	W	68-54	16294
Points per game.....	84.6	58.7	12/2/05	TEXAS SOUTHERN	W	113-49	10167
Scoring margin.....	+25.9	-	12/8/05	MASSACHUSETTS	W	78-60	16294
FIELD GOALS-ATT.....	407-845	286-781	12/18/05	NEW HAMPSHIRE	W	86-44	16294
Field goal pct.....	.482	.366	12/23/05	MOREHEAD STATE	W	129-61	10167
3 POINT FG-ATT.....	59-173	65-241	12/28/05	STONY BROOK	W	85-52	15528
3-point FG pct.....	.341	.270	12/30/05	QUINNIPIAC	W	111-75	16294
3-pt FG made per game..	4.5	5.0	1/7/06	LSU	W	67-66	16294
FREE THROWS-ATT.....	227-337	126-185	*1/9/06	CINCINNATI	W	70-59	16294
Free throw pct.....	.674	.681	*1/14/06	GEORGETOWN	W	74-67	16294
REBOUNDS.....	595	417	*1/25/06	ST. JOHN'S	W	66-50	10167
Rebounds per game.....	45.8	32.1	*1/31/06	PITTSBURGH	W	80-76	10167
Rebounding margin.....	+13.7	-	*2/8/06	SYRACUSE	W	73-50	16294
ASSISTS.....	236	157					
Assists per game.....	18.2	12.1					
TURNOVERS.....	179	232					
Turnovers per game.....	13.8	17.8					
Turnover margin.....	+4.1	-					
Assist/turnover ratio..	1.3	0.7					
STEALS.....	113	86					
Steals per game.....	8.7	6.6					
BLOCKS.....	139	55					
Blocks per game.....	10.7	4.2					
WINNING STREAK.....	13	-					
Home win streak.....	13	-					
ATTENDANCE.....	186548	0					
Home games-Avg/Game....	13-14350	0-0					
Neutral site-Avg/Game..	-	0-0					

SCORE BY PERIODS:	1st	2nd	Total

UCONN.....	543	557	- 1100
Opponents.....	357	406	- 763

2005-06 Connecticut Basketball
UCONN Combined Team Statistics (as of Feb 09, 2006)
at Hartford CC

RECORD:	OVERALL	HOME	AWAY	NEUTRAL
ALL GAMES.....	(9-0)	(9-0)	(0-0)	(0-0)
CONFERENCE.....	(3-0)	(3-0)	(0-0)	(0-0)
NON-CONFERENCE.....	(6-0)	(6-0)	(0-0)	(0-0)

## Player	GP-GS	Min--Avg	---TOTAL---		---3-PTS---		FT-FTA	Pct	---REBOUNDS---				PF	FO	A	TO	Blk	Stl	Pts	Avg
			FG-FGA	Pct	3FG-FGA	Pct			Off	Def	Tot	Avg								
22 GAY, Rudy.....	8-8	233 29.1	49-108	.454	5-17	.294	26-33	.788	24	38	62	7.8	17	0	18	22	11	17	129	16.1
31 ANDERSON, Rashad...	9-0	213 23.7	41-108	.380	18-53	.340	10-14	.714	7	25	32	3.6	14	0	8	8	3	10	110	12.2
11 ARMSTRONG, Hilton...	9-8	229 25.4	45-67	.672	0-0	.000	18-27	.667	18	47	65	7.2	16	0	7	23	31	6	108	12.0
05 WILLIAMS, Marcus...	4-2	109 27.3	12-34	.353	4-9	.444	14-16	.875	6	12	18	4.5	7	0	30	12	0	3	42	10.5
04 ADRIEN, Jeff.....	9-1	152 16.9	26-43	.605	0-0	.000	17-28	.607	9	25	34	3.8	10	0	1	5	7	4	69	7.7
21 BOONE, Josh.....	9-8	218 24.2	29-66	.439	0-0	.000	9-26	.346	33	23	56	6.2	16	0	7	8	21	2	67	7.4
01 JOHNSON, Marcus....	8-3	96 12.0	22-32	.688	3-5	.600	6-20	.300	6	7	13	1.6	8	0	3	6	3	13	53	6.6
33 BROWN, Denham.....	8-5	160 20.0	16-50	.320	1-9	.111	14-16	.875	7	23	30	3.8	9	0	9	16	3	6	47	5.9
32 NELSON, Ed.....	8-1	99 12.4	13-31	.419	0-0	.000	9-12	.750	21	22	43	5.4	12	0	5	8	2	5	35	4.4
24 AUSTRIE, Craig.....	9-9	195 21.7	14-32	.438	3-9	.333	8-10	.800	3	10	13	1.4	4	0	45	12	1	7	39	4.3
13 THOMPSON, Ryan.....	3-0	13 4.3	2-5	.400	1-2	.500	0-0	.000	0	3	3	1.0	0	0	2	0	0	1	5	1.7
25 GARRISON, Rob.....	6-0	76 12.7	3-9	.333	0-3	.000	2-2	1.000	1	3	4	0.7	9	1	20	7	0	0	8	1.3
10 SPENCER, Ben.....	2-0	2 1.0	0-0	.000	0-0	.000	0-0	.000	0	1	1	0.5	0	0	0	0	0	0	0	0.0
35 GAGNE, Martin.....	2-0	2 1.0	0-2	.000	0-1	.000	0-0	.000	0	0	0	0.0	1	0	0	1	0	0	0	0.0
45 OMOKARO, Osazee....	2-0	2 1.0	0-0	.000	0-0	.000	0-0	.000	0	1	1	0.5	0	0	0	0	0	0	0	0.0
55 FOROSTOSKI, Nick...	1-0	1 1.0	0-0	.000	0-0	.000	0-0	.000	0	1	1	1.0	0	0	0	0	0	0	0	0.0
TEAM.....									26	9	35	3.9	1			1				

Total.....	9	1800	272-587	.463	35-108	.324	133-204	.652	161	250	411	45.7	124	1	155	129	82	74	712	79.1
Opponents.....	9	1800	194-521	.372	53-191	.277	86-133	.647	98	192	290	32.2	172	-	120	157	39	62	527	58.6

TEAM STATISTICS	UCONN	OPP	DATE	OPPONENT	W/L	SCORE	ATTEND
SCORING.....	712	527	11/29/05	ARMY	W	68-54	16294
Points per game.....	79.1	58.6	12/8/05	MASSACHUSETTS	W	78-60	16294
Scoring margin.....	+20.6	-	12/18/05	NEW HAMPSHIRE	W	86-44	16294
FIELD GOALS-ATT.....	272-587	194-521	12/28/05	STONY BROOK	W	85-52	15528
Field goal pct.....	.463	.372	12/30/05	QUINNIPIAC	W	111-75	16294
3 POINT FG-ATT.....	35-108	53-191	1/7/06	LSU	W	67-66	16294
3-point FG pct.....	.324	.277	*1/9/06	CINCINNATI	W	70-59	16294
3-pt FG made per game..	3.9	5.9	*1/14/06	GEORGETOWN	W	74-67	16294
FREE THROWS-ATT.....	133-204	86-133	*2/8/06	SYRACUSE	W	73-50	16294
Free throw pct.....	.652	.647					
REBOUNDS.....	411	290					
Rebounds per game.....	45.7	32.2					
Rebounding margin.....	+13.4	-					
ASSISTS.....	155	120					
Assists per game.....	17.2	13.3					
TURNOVERS.....	129	157					
Turnovers per game.....	14.3	17.4					
Turnover margin.....	+3.1	-					
Assist/turnover ratio..	1.2	0.8					
STEALS.....	74	62					
Steals per game.....	8.2	6.9					
BLOCKS.....	82	39					
Blocks per game.....	9.1	4.3					
WINNING STREAK.....	9	-					
Home win streak.....	9	-					
ATTENDANCE.....	145880	0					
Home games-Avg/Game...	9-16209	0-0					
Neutral site-Avg/Game..	-	0-0					

SCORE BY PERIODS:	1st	2nd	Total
UCONN.....	347	365	- 712
Opponents.....	241	286	- 527

2005-06 Connecticut Basketball
UCONN Combined Team Statistics (as of Feb 02, 2006)
In Gampel Pavilion

RECORD:	OVERALL	HOME	AWAY	NEUTRAL
ALL GAMES.....	(4-0)	(4-0)	(0-0)	(0-0)
CONFERENCE.....	(2-0)	(2-0)	(0-0)	(0-0)
NON-CONFERENCE.....	(2-0)	(2-0)	(0-0)	(0-0)

##	Player	GP-GS	Min--Avg	---TOTAL---		---3-PTS---		FT-FTA	Pct	---REBOUNDS---				PF	FO	A	TO	Blk	Stl	Pts	Avg
				FG-FGA	Pct	3FG-FGA	Pct			Off	Def	Tot	Avg								
22	GAY, Rudy.....	4-4	126 31.5	31-58	.534	4-13	.308	16-26	.615	6	15	21	5.3	5	0	14	7	17	15	82	20.5
31	ANDERSON, Rashad...	4-0	81 20.3	27-49	.551	13-26	.500	10-13	.769	1	6	7	1.8	2	0	2	1	1	5	77	19.3
21	BOONE, Josh.....	4-3	96 24.0	22-30	.733	0-0	.000	12-20	.600	14	16	30	7.5	6	0	3	5	20	2	56	14.0
33	BROWN, Denham.....	3-1	59 19.7	13-27	.481	2-6	.333	6-8	.750	4	4	8	2.7	6	0	5	3	1	2	34	11.3
04	ADRIEN, Jeff.....	4-0	67 16.8	9-15	.600	0-0	.000	10-14	.714	15	11	26	6.5	6	0	3	3	4	1	28	7.0
05	WILLIAMS, Marcus...	2-2	67 33.5	3-11	.273	0-4	.000	8-10	.800	1	5	6	3.0	1	0	20	11	0	0	14	7.0
22	NELSON, Ed.....	4-1	46 11.5	10-14	.714	0-0	.000	7-10	.700	5	15	20	5.0	5	0	2	3	1	1	27	6.8
11	ARMSTRONG, Hilton..	4-4	104 26.0	8-17	.471	1-1	1.000	7-8	.875	5	19	24	6.0	12	1	3	5	8	5	24	6.0
01	JOHNSON, Marcus....	3-1	34 11.3	5-11	.455	1-2	.500	5-5	1.000	3	4	7	2.3	5	0	5	2	2	3	16	5.3
25	GARRISON, Rob.....	3-0	32 10.7	4-9	.444	1-1	1.000	4-5	.800	1	4	5	1.7	2	0	10	4	1	4	13	4.3
24	AUSTRIE, Craig.....	4-4	68 17.0	3-12	.250	2-9	.222	5-6	.833	1	3	4	1.0	6	0	13	4	1	0	13	3.3
13	THOMPSON, Ryan....	2-0	11 5.5	0-2	.000	0-2	.000	2-4	.500	0	0	0	0.0	0	0	1	1	1	1	2	1.0
10	SPENCER, Ben.....	1-0	1 1.0	0-0	.000	0-0	.000	1-2	.500	0	1	1	1.0	0	0	0	0	0	0	1	1.0
55	FOROSTOSKI, Nick...	2-0	3 1.5	0-1	.000	0-0	.000	1-2	.500	2	1	3	1.5	2	0	0	0	0	0	1	0.5
45	OMOKARO, Osazee....	2-0	2 1.0	0-1	.000	0-1	.000	0-0	.000	0	1	1	0.5	0	0	0	0	0	0	0	0.0
35	GAGNE, Martin.....	2-0	3 1.5	0-1	.000	0-0	.000	0-0	.000	0	0	0	0.0	0	0	0	1	0	0	0	0.0
	TEAM.....									8	13	21	5.3	2			0				

Total.....	4	800	135-258	.523	24-65	.369	94-133	.707	66	118	184	46.0	60	1	81	50	57	39	388	97.0
Opponents.....	4	800	92-260	.354	12-50	.240	40-52	.769	54	73	127	31.8	104	-	37	75	16	24	236	59.0

TEAM STATISTICS	UCONN	OPP	DATE	OPPONENT	W/L	SCORE	ATTEND

SCORING.....	388	236	12/2/05	TEXAS SOUTHERN	W	113-49	10167
Points per game.....	97.0	59.0	12/23/05	MOREHEAD STATE	W	129-61	10167
Scoring margin.....	+38.0	-	*1/25/06	ST. JOHN'S	W	66-50	10167
FIELD GOALS-ATT.....	135-258	92-260	*1/31/06	PITTSBURGH	W	80-76	10167
Field goal pct.....	.523	.354					
3 POINT FG-ATT.....	24-65	12-50					
3-point FG pct.....	.369	.240					
3-pt FG made per game..	6.0	3.0					
FREE THROWS-ATT.....	94-133	40-52					
Free throw pct.....	.707	.769					
REBOUNDS.....	184	127					
Rebounds per game.....	46.0	31.8					
Rebounding margin.....	+14.3	-					
ASSISTS.....	81	37					
Assists per game.....	20.3	9.3					
TURNOVERS.....	50	75					
Turnovers per game.....	12.5	18.8					
Turnover margin.....	+6.3	-					
Assist/turnover ratio..	1.6	0.5					
STEALS.....	39	24					
Steals per game.....	9.8	6.0					
BLOCKS.....	57	16					
Blocks per game.....	14.3	4.0					
WINNING STREAK.....	4	-					
Home win streak.....	4	-					
ATTENDANCE.....	40668	0					
Home games-Avg/Game...	4-10167	0-0					
Neutral site-Avg/Game..	-	0-0					

SCORE BY PERIODS:	1st	2nd	Total

UCONN.....	196	192	- 388
Opponents.....	116	120	- 236

2005-06 Connecticut Basketball
UConn Combined Team Statistics (as of Feb 11, 2006)
Away games

RECORD:	OVERALL	HOME	AWAY	NEUTRAL
ALL GAMES.....	(6-1)	(0-0)	(6-1)	(0-0)
CONFERENCE.....	(4-1)	(0-0)	(4-1)	(0-0)
NON-CONFERENCE.....	(2-0)	(0-0)	(2-0)	(0-0)

## Player	GP-GS	Min--Avg	---TOTAL---		---3-PTS---		FT-FTA	Pct	----REBOUNDS----				PF	FO	A	TO	Blk	Stl	Pts	Avg
			FG-FGA	Pct	3FG-FGA	Pct			Off	Def	Tot	Avg								
31 ANDERSON, Rashad...	7-0	171 24.4	39-77	.506	21-46	.457	9-15	.600	6	19	25	3.6	9	0	4	7	4	5	108	15.4
22 GAY, Rudy.....	7-7	210 30.0	33-82	.402	8-21	.381	22-28	.786	17	33	50	7.1	17	1	16	17	12	8	96	13.7
21 BOONE, Josh.....	7-7	192 27.4	36-56	.643	0-0	.000	21-35	.600	24	35	59	8.4	16	0	5	10	13	2	93	13.3
05 WILLIAMS, Marcus...	6-5	190 31.7	20-43	.465	5-12	.417	19-25	.760	4	13	17	2.8	9	0	47	23	2	8	64	10.7
11 ARMSTRONG, Hilton..	7-7	193 27.6	23-41	.561	0-1	.000	23-34	.676	18	33	51	7.3	20	0	3	21	23	4	69	9.9
33 BROWN, Denham.....	7-1	143 20.4	23-61	.377	7-18	.389	14-17	.824	13	26	39	5.6	14	0	10	9	2	5	67	9.6
04 ADRIEN, Jeff.....	6-0	101 16.8	15-22	.682	0-0	.000	5-7	.714	12	21	33	5.5	7	0	5	8	2	2	35	5.8
24 AUSTRIE, Craig.....	7-7	111 15.9	5-17	.294	3-8	.375	7-11	.636	3	12	15	2.1	7	0	7	5	3	1	20	2.9
32 NELSON, Ed.....	6-0	44 7.3	4-17	.235	0-1	.000	4-7	.571	4	7	11	1.8	7	0	0	3	1	1	12	2.0
01 JOHNSON, Marcus....	5-1	30 6.0	3-11	.273	1-2	.500	0-4	.000	1	5	6	1.2	5	0	3	3	0	1	7	1.4
25 GARRISON, Rob.....	4-0	15 3.8	2-3	.667	0-0	.000	1-2	.500	0	2	2	0.5	2	0	2	1	0	0	5	1.3
TEAM.....									11	11	22	3.1	0			1				
<hr/>																				
Total.....	7	1400	203-430	.472	45-109	.413	125-185	.676	113	217	330	47.1	113	1	102	108	62	37	576	82.3
Opponents.....	7	1400	178-504	.353	47-158	.297	84-121	.694	122	144	266	38.0	149	-	86	78	29	55	487	69.6

TEAM STATISTICS	UConn	OPP	DATE	OPPONENT	W/L	SCORE	ATTEND
<hr/>							3210
SCORING.....	576	487	11/18/05	at Pepperdine	W	75-56	
Points per game.....	82.3	69.6	*01/03/06	at Marquette	L	79-94	15831
Scoring margin.....	+12.7	-	*1/16/06	at Syracuse	W	88-80	26805
FIELD GOALS-ATT.....	203-430	178-504	*1/21/06	at LOUISVILLE	W	71-58	20091
Field goal pct.....	.472	.353	*1/28/06	at Providence College	W	76-62	12993
3 POINT FG-ATT.....	45-109	47-158	2/4/06	at Indiana	W	88-80	17324
3-point FG pct.....	.413	.297	*2/11/06	at Seton Hall	W	99-57	13996
3-pt FG made per game..	6.4	6.7					
FREE THROWS-ATT.....	125-185	84-121					
Free throw pct.....	.676	.694					
REBOUNDS.....	330	266					
Rebounds per game.....	47.1	38.0					
Rebounding margin.....	+9.1	-					
ASSISTS.....	102	86					
Assists per game.....	14.6	12.3					
TURNOVERS.....	108	78					
Turnovers per game.....	15.4	11.1					
Turnover margin.....	-4.3	-					
Assist/turnover ratio..	0.9	1.1					
STEALS.....	37	55					
Steals per game.....	5.3	7.9					
BLOCKS.....	62	29					
Blocks per game.....	8.9	4.1					
WINNING STREAK.....	5	-					
Home win streak.....	0	-					
ATTENDANCE.....	0	110250					
Home games-Avg/Game....	0-0	7-15750					
Neutral site-Avg/Game..	-	0-0					

SCORE BY PERIODS:	1st	2nd	Total
<hr/>			
UConn.....	263	313	- 576
Opponents.....	213	274	- 487

2005-06 UConn Basketball Game-by-Game Points-Rebounds-Assists-Bls./Stls.

#-- starter; S-- steals; B-- blocks	Att.	4	31	11	24	21	33	25	22	1	32	5
Date Opponent Time/W-L	s/o- sellout	P-R-A-B	P-R-A-S	P-R-A-B	P-R-A-S	P-R-A-B	P-R-A-S	P-R-A-S	P-R-A-B-S	P-R-A-S	P-R-A-B	P-R-A-S
11/18 at Pepperdine W 75-56	3,210 s/o	0-0-0-0	9-5-0-0	8-7-1-4#	5-3-1-1#	18-12-2-1#	16-6-1-2#	0-1-1-0	15-10-3-5-1#	0-2-1-0	4-0-0-0	DNP
11/21 vs. Arkansas W 77-68	2,400 s/o	11-6-0-1	0-0-0-0	5-5-0-1#	6-5-4-2#	4-7-0-0#	21-4-3-1#	0-0-0-0	28-4-2-0-4#	0-2-1-0	2-2-0-1	DNP
11/22 vs. Arizona W 79-70	2,400 s/o	0-6-0-0	10-3-1-1	14-8-1-1#	15-1-0-1#	10-6-1-0#	17-3-2-1#	4-2-2-0	6-5-0-1-0#	0-0-1-0	3-3-0-0	DNP
11/23 vs. Gonzaga W 65-63	2,400 s/o	11-4-0-2	14-3-1-0	5-7-2-5#	6-5-4-0#	8-4-1-1#	9-4-2-1#	2-0-1-0	10-2-0-0-0#	0-1-0-0	0-1-0-0	DNP
11/29 ARMY (hcc) W 68-54	16,294 s/o	6-2-0-0	16-2-0-1	10-6-0-0#	6-2-7-2#	10-6-0-3#	2-5-3-0#	0-0-1-0	17-10-2-2-5#	0-0-0-0	1-2-0-0	DNP
12/2 TEXAS SO. (gp) W 113-49	10,167 s/o	11-8-2-4	20-4-1-1	8-5-0-0#	8-2-5-0#	17-12-2-6#	15-1-5-0#	1-2-6-2	22-5-4-5-5#	3-2-1-2	6-7-0-1	DNP
12/8 UMASS (hcc) W 78-60	16,294 s/o	6-2-0-1	15-2-0-2	3-4-1-3#	4-2-4-1#	13-10-2-1#	9-5-2-0#	2-0-5-0	17-9-1-1-2#	1-1-0-1	8-9-1-0	DNP
12/18 NEW HAMP. (hcc) W 88-64	16,294 s/o	5-6-0-1	15-7-1-2	2-8-1-1	3-0-5-0#	4-2-2-1#	DNP-inj.	0-1-5-0	22-3-3-0-3#	20-2-2-1#	12-11-2-2#	DNP
12/23 MOREHEAD ST. (gp) W 129-61	10,167 s/o	12-10-1-0	33-2-1-1	7-6-1-2#	1-0-6-0#	14-3-0-4	DNP-inj.	12-3-4-2	18-5-8-6-4#	13-5-4-1#	17-7-2-0#	DNP
12/28 STONY BROOK (hcc) W 85-52	15,528	13-1-1-0#	14-2-0-2	11-11-1-8#	6-2-3-0#	9-11-1-4	2-8-3-2	0-1-6-0	9-5-3-0-2#	14-6-0-5#	7-13-0-0	DNP
12/30 QUINNIPAC (hcc) W 111-75	16,294 s/o	9-5-0-1	20-3-2-0	26-10-0-2#	7-3-14-2#	6-4-1-4#	11-2-1-2#	6-2-3-0	DNP-inj.	17-3-1-4#	7-7-2-0	DNP
1/3 *at Marquette L 94-79	15,831	5-5-1-0	25-1-0-1	12-4-0-0#	0-4-1-0#	13-6-0-5#	7-6-3-0	3-0-0-0	8-7-5-1-0#	2-4-1-0#	0-5-0-0	4-1-7-2
1/7 LOUISIANA ST. (hcc) W 67-66	16,294 s/o	6-4-0-2	10-10-1-1	11-3-0-4#	2-1-1-0#	4-2-1-3#	2-0-0-0#	DNP	19-8-1-1-1#	DNP	0-0-0-0	13-5-6-2
1/9 *CINCINNATI (hcc) W 70-59	16,294 s/o	7-2-0-0	5-5-0-0	14-10-0-6#	4-3-5-1#	7-7-0-1#	11-6-0-1#	DNP	11-9-4-2-2#	0-0-0-2	DNP	11-6-7-1
1/14 *GEORGETOWN (hcc) W 74-67	16,294 s/o	8-10-0-0	12-0-1-2	19-5-1-6#	5-0-3-0#	4-3-0-0#	0-2-0-0	DNP	12-5-1-2-0#	0-0-0-0	0-0-0-0	14-2-8-0#
1/16 *at Syracuse W 88-80	26,805	5-3-1-0	21-4-0-0	2-4-1-8#	3-1-1-0#	18-10-1-1#	11-8-2-1	DNP	14-6-2-3-3#	0-0-0-0	DNP	14-1-11-4#
1/21 *at Louisville W 71-58	20,091 s/o	9-12-0-1	10-3-0-0	6-3-0-3#	7-3-0-0#	10-7-1-2#	2-2-2-0	DNP	12-6-3-0-1#	DNP	0-0-0-0	15-3-5-2#
1/25 *ST. JOHN'S (gp) W 66-50	10,167 s/o	2-3-0-0	12-1-0-3	4-6-2-3#	4-2-1-0#	9-8-1-7#	8-1-0-0	DNP	20-8-1-5-2#	DNP	4-3-0-0	3-3-9-0#
1/28 *at Providence W 76-62	12,993 s/o	DNP-susp.	15-4-0-1	16-12-1-3#	3-0-0-0#	9-13-1-1#	10-8-1-1	0-0-1-0	10-4-0-1-0#	3-0-0-1	6-3-0-1	4-3-5-0#
1/31 *PITTSBURGH (gp) W 80-76	10,167 s/o	3-5-0-0	12-0-0-0	5-7-0-3#	0-0-1-0#	16-7-0-3#	11-6-0-2	0-0-0-0	22-3-1-1-4#	0-0-0-0	0-3-0-0	11-3-11-0#
2/4 at Indiana W 88-80	17,324 s/o	4-5-2-0	10-3-2-1	16-8-0-1#	0-1-1-0#	16-6-0-3#	11-2-0-0	DNP	19-12-1-2-1#	DNP	0-0-0-0	12-5-9-0#
2/8 *SYRACUSE (hcc) W 73-50	16,294 s/o	9-2-0-2	3-1-3-0	12-8-3-1#	2-0-3-1#	10-11-0-4#	10-2-0-1	0-0-0-0	22-13-3-3-2#	1-1-0-0	0-1-0-0	4-5-9-0#
2/11 *at Seton Hall W 99-57	13,996	12-8-1-1	18-5-2-2	9-13-0-4#	2-3-3-0#	9-5-0-0#	10-7-1-1	2-1-0-0	18-5-2-1-1#	2-0-1-0	2-3-0-0	15-4-10-0#
2/13 *at Villanova 7:00												
2/18 *at West Virginia 3:45												
2/21 *NOTRE DAME (hcc) 7:00												
2/26 *VILLANOVA (gp) 2:00												
3/1 *at South Florida 7:00												
3/4 *LOUISVILLE (gp) 2:00												

2005-2006 RECORDS & ATTENDANCE

Total	Overall W-L	BIG EAST W-L	Non-Conf. W-L	Attendance	Avg.
Home	22-1	9-1	13-0	303,998	13,217
Hartford Civic Center (16,294)	9-0	3-0	6-0	145,880	16,209
Harry A. Gampel Pavilion (10,167)	4-0	2-0	2-0	40,668	10,167
Away	6-1	4-1	2-0	110,250	15,750
Neutral	3-0	--	3-0	7,200	2,400

Miscellaneous Records & Statistics

UConn Record When...	OVERALL	BIG EAST	UConn Record When...	OVERALL	BIG EAST
Leading at the half:	21-0	9-0	Playing on Wednesday:	4-0	2-0
Trailing at half:	1-1	0-1	Playing on Thursday:	1-0	
Playing overtime:			Playing on Friday:	4-0	
Shooting 50% or better:	10-0	4-0	Playing on Saturday:	6-0	4-0
Shooting less than 40%:	2-1	2-1	Playing on Sunday:	1-0	
Opponents shoot 50% or better:			Biggest UConn Lead:	68 pts vs. Morehead State, final score	
Opponents shoot 35.0-39.9%:	6-1	2-1	Biggest UConn Deficit:	24 pts, two times in 2nd half at Marquette	
Opponents shoot 30.0-34.9%:	7-0	4-0	Biggest Lead in a Loss:	7 pts at Marquette (15-8), 12:04 left in 1st	
Opponents shoot less than 30%:	2-0		Biggest Deficit in a Win:	14 pts vs. LSU, 5:07 left in 1st	
UConn outrebounds its opponent:	18-0	7-0	Biggest Halftime Lead:	37 pts vs. Morehead State	
UConn shoots 75% FT or better:	9-0	5-0	Biggest Halftime Deficit:	7 pts vs. LSU	
UConn shoots 50.0-74.9% FT:	12-1	4-1	Best UConn 1st Half FG%:	63.9% vs. Morehead State	
UConn shoots below 50.0% FT:	1-0		Worst UConn 1st Half FG%:	30.6% vs. LSU	
Scoring 50-69 points:	4-0	1-0	Best UConn 2nd Half FG%:	68.3% vs. Quinnipiac	
Scoring 70-89 points:	14-1	7-1	Worst UConn 2nd Half FG%:	35.5% vs. LSU	
Scoring 90 points or more:	4-0	1-0	Best Opp. 1st Half FG%:	53.3% by LSU	
Allowing 40-69 points:	17-0	7-0	Worst Opp. 1st Half FG%:	21.1% by New Hampshire	
Allowing 70-89 points:	5-0	2-0	Best Opp. 2nd Half FG%:	50.0% by Arizona & Pittsburgh	
Allowing 90 points or more:	0-1	0-1	Worst Opp. 2nd Half FG%:	23.1% by Seton Hall	
Bench outscored opponent bench:	18-1	8-1	Most Pts by UConn in 1st Half:	67 vs. Morehead State	
Game is decided by 1-4 points:	3-0	1-0	Least Pts by UConn in 1st Half:	30 vs. LSU	
Game is decided by 5-10 points:	5-0	2-0	Most Pts by Opp. in 1st Half:	39 by Marquette	
Game is decided by 11 points or more:	14-1	6-1	Least Pts by Opp. in 1st Half:	15 by New Hampshire	
Playing at night:	16-0	7-1	Most Pts by UConn in 2nd Half:	65 vs. Quinnipiac	
Playing in the afternoon:	6-0	2-0	Least Pts by UConn in 2nd Half:	32 vs. Gonzaga	
Playing on Monday:	3-0	2-0	Most Pts by Opp. in 2nd Half:	55 by Marquette & Syracuse	
Playing on Tuesday:	3-1	1-1	Least Pts by Opp. in 2nd Half:	24 by Seton Hall	

STATISTICAL CATEGORY LEADERS

LED IN SCORING: Gay (11), Anderson (6), Armstrong (4), Brown (2), Boone (1), Johnson (1), Williams (1)
REACHED DOUBLE FIGURES: Anderson (19), Gay (19), Boone (12), Armstrong (11), Brown (12), Williams (8), Adrien (6), Johnson (4), Nelson (2), Austrie (1), Garrison (1)
30+ POINT GAMES: Anderson (1)
20+ POINT GAMES: Gay (6), Anderson (5), Armstrong (1), Brown (1), Johnson (1)
LED IN REBOUNDING: Boone (8), Armstrong (6), Gay (5), Adrien (3), Nelson (2), Anderson (1)
DOUBLE-FIGURE REBS: Boone (7), Armstrong (5), Adrien (4), Gay (4), Nelson (2), Anderson (1)
DOUBLE-DOUBLES: Boone (5), Armstrong (4), Gay (4), Williams (2), Adrien (1), Anderson (1), Nelson (1)
LED IN ASSISTS: Williams (12), Garrison (5), Austrie (5), Gay (2), Brown (1)
DOUBLE-FIGURE ASSISTS: Williams (3), Austrie (1)
LED IN STEALS: Gay (9), Anderson (6), Williams (4), Johnson (4), Brown (3), Armstrong (3), Adrien (2), Boone (1), Nelson (1)
LED IN BLOCKS: Armstrong (13), Boone (8), Gay (3), Nelson (2), Adrien (1)
 *-- Includes ties for the team lead

LATE GAME CLUTCH FREE THROW SHOOTING (single digit score difference at time of shots)

IN FINAL FIVE MINUTES OF GAME

Player	FTM	FTA	Pct.
Denham Brown	2	2	1.000
Hilton Armstrong	8	9	.889
Marcus Williams	19	22	.864
Rashad Anderson	4	5	.800
Craig Austrie	14	18	.778
Rudy Gay	7	9	.778
Jeff Adrien	1	2	.500
Rob Garrison	0	1	.000
TEAM TOTALS	55	68	.809

IN FINAL TWO MINUTES OF GAME

Player	FTM	FTA	Pct.
Denham Brown	2	2	1.000
Craig Austrie	14	18	.778
Marcus Williams	17	20	.850
Rudy Gay	4	6	.667
Rashad Anderson	2	3	.667
TEAM TOTALS	39	49	.796



2005-2006 University of Connecticut Basketball Media Notes

FEBRUARY 13, 2006 at Villanova

www.UConnHuskies.com



2005-06 UConn Basketball Game-by-Game Team Statistics

GAME	Score	FG	FGA	Pct.	3FG	3FGA	Pct.	FT	FTA	Pct.	OR	DR	TR	PF	TP	A	TO	B	S
11/18 at Pepperdine	56	23	73	.315	1	10	.100	9	15	.600	19	21	40	20	56	6	12	4	13
UConn	75	25	57	.439	5	9	.556	20	26	.769	16	33	49	16	75	10	19	11	5
11/21 vs. Arkansas	68	25	57	.439	3	13	.231	15	19	.789	9	16	25	22	68	11	20	4	13
UConn	77	27	53	.509	2	6	.333	21	25	.840	12	25	37	21	77	10	23	3	8
11/22 vs. Arizona	70	26	65	.400	6	14	.429	12	22	.545	17	20	37	26	70	13	10	3	12
UConn	79	22	50	.440	5	17	.294	30	35	.857	12	28	40	21	79	8	16	2	6
11/23 vs. Gonzaga	63	25	68	.368	4	13	.308	9	11	.818	20	24	44	17	63	10	10	3	6
UConn	65	25	53	.472	5	15	.333	10	18	.556	9	24	33	16	65	11	10	8	2
11/29 ARMY (hcc)	54	20	50	.400	9	17	.529	5	9	.556	9	17	26	23	54	14	19	2	8
UConn	68	22	53	.415	3	8	.375	21	31	.677	19	22	41	13	68	13	16	6	10
12/2 TX. SOUTHERN (gp)	49	18	64	.281	4	10	.400	9	14	.643	12	16	28	23	49	5	21	5	5
UConn	113	39	70	.557	10	22	.455	25	34	.735	19	37	56	13	113	26	13	17	12
12/8 MASSACHUSETTS (hcc)	60	21	57	.368	4	22	.182	14	21	.667	11	23	34	16	60	12	19	5	5
UConn	78	31	67	.463	5	6	.833	11	18	.611	17	29	46	16	78	16	17	7	8
12/18 NEW HAMPSHIRE (hcc)	44	13	45	.289	5	22	.227	13	18	.722	9	18	27	12	44	11	19	2	5
UConn	86	36	70	.514	9	22	.409	5	12	.417	19	26	45	14	86	22	11	6	7
12/23 MOREHEAD ST. (gp)	61	24	67	.358	3	14	.214	10	13	.769	15	18	33	29	61	10	24	2	1
UConn	129	45	76	.592	10	20	.500	29	43	.674	18	28	46	14	129	28	8	15	13
12/28 STONY BROOK (hcc)	52	21	66	.318	5	21	.238	5	11	.455	9	27	36	23	52	13	22	3	8
UConn	85	33	77	.429	2	15	.133	17	34	.500	25	38	63	12	85	18	16	14	14
12/30 QUINNIPIAC (hcc)	75	24	58	.414	10	29	.345	17	28	.607	13	18	31	28	75	18	22	0	6
UConn	111	45	76	.592	4	10	.400	17	29	.586	21	26	47	18	111	25	14	9	9
1/3 *at Marquette	94	28	71	.394	10	27	.370	28	34	.824	17	29	46	28	94	15	12	3	8
UConn	79	27	71	.380	8	24	.333	17	34	.500	22	24	46	24	79	18	14	7	5
1/7 LOUISIANA ST. (hcc)	66	25	54	.463	3	9	.333	13	21	.619	9	32	41	19	66	12	14	10	2
UConn	67	22	67	.328	3	9	.333	20	25	.800	16	23	39	18	67	10	6	11	6
1/9 *CINCINNATI (hcc)	59	21	59	.356	6	18	.333	11	14	.786	7	25	32	19	59	12	13	8	7
UConn	70	25	67	.373	4	15	.267	16	20	.800	20	32	52	14	70	16	14	11	8
1/14 *GEORGETOWN (hcc)	67	27	63	.429	8	27	.296	5	7	.714	15	13	28	17	67	15	14	1	9
UConn	74	27	45	.600	4	10	.400	16	18	.889	6	22	28	12	74	14	17	8	4
1/16 *at Syracuse	80	26	81	.321	13	32	.406	15	21	.714	29	21	50	26	80	11	20	6	9
UConn	88	30	57	.526	7	15	.467	21	34	.618	11	28	39	18	88	19	20	16	9
1/21 *at Louisville	58	24	66	.364	2	20	.100	8	10	.800	14	15	29	18	58	15	10	0	8
UConn	71	24	46	.522	4	13	.308	19	23	.826	9	30	39	13	71	11	17	6	6
1/25 *ST. JOHN'S (gp)	50	21	63	.333	3	6	.500	5	7	.714	15	22	37	26	50	7	18	6	8
UConn	66	24	56	.429	2	10	.200	16	26	.615	15	27	42	15	66	14	13	16	8
1/28 *at Providence	62	26	65	.400	5	16	.313	5	13	.385	13	21	34	20	62	10	7	10	5
UConn	76	24	62	.387	6	17	.353	22	29	.759	21	31	52	14	76	9	12	7	4
1/31 *PITTSBURGH (gp)	76	29	66	.439	2	20	.100	16	18	.889	12	17	29	26	76	15	12	3	10
UConn	80	27	56	.482	2	13	.154	24	30	.800	14	26	40	18	80	13	16	9	6
2/4 at Indiana	80	29	77	.377	10	29	.345	12	16	.750	18	17	35	21	80	16	7	0	6
UConn	88	32	59	.542	5	14	.357	19	26	.731	13	32	45	15	88	15	16	7	3
2/8 *SYRACUSE (hcc)	50	22	69	.319	3	26	.115	3	4	.750	16	19	35	15	50	13	15	8	12
UConn	73	31	65	.477	1	13	.077	10	17	.588	18	32	50	7	73	21	18	10	8
2/11 *at Seton Hall	57	22	71	.310	6	24	.250	7	12	.583	12	20	32	16	57	13	10	6	6
UConn	99	41	78	.526	10	17	.588	7	13	.538	21	39	60	13	99	20	10	8	5
2/13 *at Villanova																			
UConn																			
2/18 *at West Virginia																			
UConn																			
2/21 *NOTRE DAME (hcc)																			
UConn																			
2/26 *VILLANOVA (gp)																			
UConn																			
3/1 *at South Florida																			
UConn																			
3/4 *LOUISVILLE (gp)																			
UConn																			

*-- BIG EAST Contest; gp-- Harry A. Gampel Pavilion, Storrs, CT; hcc-- Hartford Civic Center, Hartford, CT



2005-06 University of Connecticut Game-by-Game Highs & Lows/Speciality Statistics

CATEGORY		BY CONNECTICUT		BY OPPONENTS		Game-by-Game Speciality Statistics					
Points	High	129	vs. Morehead State, 12/23/05	94	Marquette, 1/3/06	Date	Opponent	Pts. off TO's	Pts. in Paint	2nd Chance	Fast Break
	Low	65	vs. Gonzaga, 11/23/05	44	New Hampshire, 12/18/05	11/18	at Pepperdine	14-19	24-32	20-13	2-16
FG Made	High	45	Two Times	29	Two Times	11/21	vs. Arkansas	20-26	34-36	12-11	12-19
	Low	22	Three Times	13	New Hampshire, 12/18/05	11/22	vs. Arizona	14-15	26-32	13-20	7-15
FG Att.	High	77	vs. Stony Brook, 12/28/05	73	Pepperdine, 11/18/05	11/23	vs. Gonzaga	13-6	34-38	5-14	8-2
	Low	45	vs. Georgetown, 1/14/06	45	New Hampshire, 12/18/05	11/29	Army	31-12	30-8	16-4	6-0
FG %	High	.600	vs. Georgetown, 1/14/06	.463	LSU, 1/7/06	12/2	Texas Southern	30-11	46-18	24-8	16-2
	Low	.328	vs. LSU, 1/7/06	.281	Texas Southern, 12/2/05	12/8	Massachusetts	22-16	36-28	13-7	13-10
3FG Made	High	10	Three Times	13	Syracuse, 1/16/06	12/18	New Hampshire	28-7	40-10	28-9	15-2
	Low	1	vs. Syracuse, 2/8/06	1	Pepperdine, 11/18/05	12/23	Morehead St.	38-11	62-28	22-13	30-10
3FG Att.	High	24	at Marquette, 1/3/06	32	Syracuse, 1/16/06	12/28	Stony Brook	27-13	44-28	20-5	23-11
	Low	6	Two Times	6	St. John's, 1/25/06	12/30	Quinnipiac	38-15	52-26	25-11	21-22
3FG %	High	.833	vs. Massachusetts, 12/8/05	.529	Army, 11/29/05	1/3	at Marquette	16-19	34-28	14-18	19-15
	Low	.077	vs. Syracuse, 2/8/06	.100	Three Times	1/7	Louisiana St.	14-4	30-26	19-7	4-8
FT Made	High	30	vs. Arizona, 11/22/05	28	Marquette, 1/3/06	1/9	Cincinnati	16-11	34-16	13-1	12-6
	Low	10	vs. Gonzaga, 11/23/05	3	Syracuse, 2/8/06	1/14	Georgetown	15-20	28-36	8-11	7-4
FT Att.	High	43	vs. Morehead State, 12/23/05	34	Marquette, 1/3/06	1/16	at Syracuse	26-22	38-20	8-28	18-11
	Low	18	vs. New Hampshire, 12/18/05	4	Syracuse, 2/8/06	1/21	at Louisville	14-17	26-38	10-13	8-8
FT %	High	.889	vs. Georgetown, 1/14/06	.889	Pittsburgh, 1/31/06	1/25	St. John's	20-8	32-26	13-8	15-7
	Low	.500	at Marquette, 1/3/06	.385	Providence, 1/28/06	1/28	at Providence	8-15	32-34	36-11	4-4
Off. Reb.	High	25	vs. Stony Brook, 12/28/05	29	Syracuse, 1/16/06	1/31	Pittsburgh	17-14	36-44	13-18	19-6
	Low	6	vs. Georgetown, 1/14/06	9	Two Times	2/4	at Indiana	9-25	38-32	14-18	9-7
Def. Reb.	High	39	at Seton Hall, 2/11/06	29	Marquette, 1/3/06	2/8	Syracuse	19-18	42-28	19-13	10-4
	Low	22	vs. Two Times	15	Louisville, 1/21/06	2/11	at Seton Hall	11-5	48-26	21-11	13-8
Total Reb.	High	63	vs. Stony Brook, 12/28/05	50	Syracuse, 1/16/06	2/13	at Villanova				
	Low	28	vs. Georgetown, 1/14/06	25	Arkansas, 11/21/05	2/18	at West Virginia				
Assists	High	28	vs. Morehead State, 12/23/05	18	Quinnipiac, 12/30/05	2/21	Notre Dame				
	Low	8	vs. Arizona, 11/22/05	5	Texas Southern, 12/2/05	2/26	Villanova				
Steals	High	14	vs. Stony Brook, 12/28/05	13	Two Times	3/1	at South Florida				
	Low	2	vs. Gonzaga, 11/23/05	1	Morehead State, 12/23/05	3/4	Louisville				
Blocked Shots	High	17	vs. Texas Southern, 12/2/05	10	LSU, 1/7/06						
	Low	2	vs. Arizona, 11/22/05	0	Three Times						
Turnovers	High	23	vs. Arkansas, 11/21/05	24	Morehead State, 12/23/05						
	Low	6	vs. LSU, 1/7/06	7	Two Times						
Personal Fouls	High	24	at Marquette, 1/3/06	29	Morehead State, 12/23/05						
	Low	7	vs. Syracuse, 2/8/06	12	New Hampshire, 12/18/05						

2005-06 UCONN AND OPPONENT INDIVIDUAL HIGH PERFORMANCES

CATEGORY	BY CONNECTICUT	BY OPPONENTS
Points	33 Rashad Anderson vs. Morehead State, 12/23/05	41 Steve Novak, Marquette, 1/3/06
Field Goals Made	12 Rashad Anderson vs. Morehead State, 12/23/05	12 Steve Novak, Marquette, 1/3/06
Field Goals Attempted	19 Three Times	27 Two Times
FG Percentage (min. 5 made)	1.000 Josh Boone vs. Morehead State, 12/23/05	.714 Terrence Roberts, Syracuse, 2/8/06
3-Pt. Field Goals Made	7 Rashad Anderson vs. Morehead State, 12/23/05	6 Two Times
3-Pt. Field Goals Attempted	8 Rashad Anderson vs. Texas Southern, 12/2/05	15 Demetris Nichols, Syracuse, 1/16/06
3PT FG Percentage (min. 3 made)	1.000 Rashad Anderson vs. Morehead State, 12/23/05	1.000 Ivan Radenovic, Arizona, 11/22/05
Free Throws Made	10 Marcus Williams at Syracuse, 1/16/06	11 Steve Novak, Marquette, 1/3/06
Free Throws Attempted	13 Marcus Williams at Syracuse, 1/16/06	11 Two Times
FT Percentage (min. 5 made)	1.000 Seven Times	1.000 Three Times
Offensive Rebounds	9 Josh Boone vs. Stony Brook, 12/28/05	9 Louie McCroskey, Syracuse, 1/16/06
Defensive Rebounds	10 Hilton Armstrong vs. Stony Brook, 12/28/05	11 Steve Novak, Marquette, 1/3/06
Total Rebounds	13 Four Times	16 Two Times
Assists	14 Craig Austrie vs. Quinnipiac, 12/30/05	7 Two Times
Steals	5 Three Times	6 Ronnie Brewer, Arkansas, 11/21/05
Blocked Shots	8 Hilton Armstrong, Two Times	7 Two Times
Turnovers	6 Two Times	6 Three Times



2005-2006 University of Connecticut Basketball Media Notes

FEBRUARY 13, 2006 at Villanova

www.UConnHuskies.com



2005-06 University of Connecticut Game-by-Game Box Scores

Game #1--Friday, November 18, 2005, Firestone Fieldhouse, Malibu, Calif.

#3 Connecticut 75, Pepperdine 56

CONNECTICUT		TOT	3-PT	REBS											
No.	N A M E	FG-A	FG-A	FT-A	OF	DE	TOT	PF	TP	A	TO	BLK	S	MIN	
21	BOONE, Josh	f	6-7	0-0	6-8	5	7	12	2	18	2	3	1	0	32
22	GAY, Rudy	f	5-14	1-2	4-6	3	7	10	2	15	3	4	5	1	34
11	ARMSTRONG, Hilton	c	3-4	0-0	2-3	3	4	7	3	8	1	5	4	0	27
24	AUSTRIE, Craig	g	1-4	1-2	2-2	1	2	3	1	5	1	2	1	1	31
33	BROWN, Denham	g	4-12	2-3	6-7	2	4	6	3	16	1	1	0	2	24
01	JOHNSON, Marcus		0-3	0-0	0-0	0	2	2	1	0	1	2	0	0	10
04	ADRIEN, Jeff		0-1	0-0	0-0	0	0	0	0	0	0	0	0	0	4
25	GARRISON, Rob		0-1	0-0	0-0	0	1	1	2	0	1	1	0	0	7
31	ANDERSON, Rashad		4-7	1-2	0-0	0	5	5	1	9	0	0	0	0	18
32	NELSON, Ed		2-4	0-0	0-0	0	0	0	1	4	0	1	0	1	13
TEAM						2	1	3							
TOTALS		25-57	5-9	20-26	16	33	49	16	75	10	19	11	5	200	
TOT-FG 1stH: 11-30 36.7%		2ndH: 14-27 51.9%		Game: 43.9%		Deadbl		Rebs							
3pt-FG 1stH: 2-6 33.3%		2ndH: 3-3 100%		Game: 55.6%											
FThrow 1stH: 10-12 83.3%		2ndH: 10-14 71.4%		Game: 76.9%											

PEPPERDINE		TOT	3-PT	REBS											
No.	N A M E	FG-A	FG-A	FT-A	OF	DE	TOT	PF	TP	A	TO	BLK	S	MIN	
01	FOREHAN-KELLYTashaan	f	1-7	0-1	1-2	0	1	1	4	3	0	1	0	4	23
14	GALICK, Willie	f	1-3	0-0	1-2	0	0	0	4	3	0	0	0	0	15
50	HENRY, Jarrad	c	1-7	0-0	0-3	1	4	5	4	2	0	0	3	1	24
02	GERRITY, Michael	g	6-10	0-0	7-8	1	2	3	1	19	4	4	0	1	33
03	BARLOW, Gregg	g	5-16	0-3	0-0	4	4	8	2	10	0	0	0	3	31
04	PRANCILIAUSKAS Tomas		0-3	0-2	0-0	0	1	1	0	0	0	0	0	0	9
10	COSTAIN, Kingsley		0-4	0-2	0-0	0	0	0	0	0	0	0	0	1	7
11	JARBO, Keith		1-2	0-0	0-0	1	1	2	0	2	0	1	0	1	17
13	GRUBB, Derick		4-10	1-2	0-0	3	5	8	2	9	1	2	1	2	24
24	HORNING, Cody		0-0	0-0	0-0	0	0	0	0	0	0	1	0	0	2
52	OAKES, Chris		4-11	0-0	0-0	5	0	5	3	8	1	2	0	0	15
TEAM						4	3	7							
TOTALS		23-73	1-10	9-15	19	21	40	20	56	6	12	4	13	200	
TOT-FG 1stH: 11-41 26.8%		2ndH: 12-32 37.5%		Game: 31.5%		Deadbl		Rebs							
3pt-FG 1stH: 0-6 00.0%		2ndH: 1-4 25.0%		Game: 10.0%											
FThrow 1stH: 2-5 40.0%		2ndH: 7-10 70.0%		Game: 60.0%											

OFFICIALS: Mike Kitts, Karl Hess, Reggie Greenwood; ATTENDANCE: 3,210

SCORE BY PERIODS:

	1st	2nd	TOTAL
Connecticut (1-0)	34	41	75
Pepperdine (0-1)	24	32	56

Game #3--Tuesday, November 22, 2005, Lahaina Civic Center, Lahaina, Maui, Hawaii

#3 Connecticut 79, #9 Arizona 70

ARIZONA		TOT	3-PT	REBS											
No.	N A M E	FG-A	FG-A	FT-A	OF	DE	TOT	PF	TP	A	TO	BLK	S	MIN	
44	Brielmaier, Bret	f	0-0	0-0	0-0	0	0	0	2	0	0	0	0	2	13
54	Walters, Kirk	c	3-8	0-0	0-0	3	2	5	3	6	0	2	1	0	21
13	Rodgers, Chris	g	2-10	2-6	4-6	1	1	2	2	10	6	1	0	3	27
15	Shakur, Mustafa	g	4-7	0-0	3-7	2	4	6	5	11	1	2	0	0	34
21	Adams, Hassan	g	6-14	0-2	2-5	0	3	3	5	14	1	2	1	3	28
02	Fox, Isaiah		0-3	0-0	0-0	1	1	2	1	0	1	0	0	1	7
03	Williams, Marcus		2-6	0-0	0-0	0	2	2	4	4	1	1	1	1	15
12	Dillon, Daniel		1-2	1-2	0-0	1	2	3	2	3	0	0	0	1	17
14	Tangara, Mohamed		1-1	0-0	0-0	0	0	0	1	2	0	1	0	1	3
30	Prince, J.P.		0-1	0-1	0-0	1	1	2	0	0	1	0	0	0	6
55	Radenovic, Ivan		7-13	3-3	3-4	6	3	9	1	20	2	1	0	0	29
TEAM						2	1	3							
TOTALS		26-65	6-14	12-22	17	20	37	26	70	13	10	3	12	200	
TOT-FG 1stH: 12-37 32.4%		2ndH: 14-28 50.0%		Game: 40.0%		Deadbl		Rebs							
3pt-FG 1stH: 4-9 44.4%		2ndH: 2-5 40.0%		Game: 42.9%											
FThrow 1stH: 6-11 54.5%		2ndH: 6-11 54.5%		Game: 54.5%											

CONNECTICUT		TOT	3-PT	REBS											
No.	N A M E	FG-A	FG-A	FT-A	OF	DE	TOT	PF	TP	A	TO	BLK	S	MIN	
21	BOONE, Josh	f	2-2	0-0	6-9	1	5	6	1	10	1	1	0	1	33
22	GAY, Rudy	f	2-10	0-4	2-2	0	5	5	3	6	0	5	1	0	28
11	ARMSTRONG, Hilton	c	3-4	0-0	8-9	2	6	8	3	14	1	0	1	0	28
24	AUSTRIE, Craig	g	4-4	1-1	6-6	0	1	1	4	15	0	2	0	1	21
33	BROWN, Denham	g	6-14	2-4	3-3	2	1	3	3	17	2	2	0	1	31
01	JOHNSON, Marcus		0-0	0-0	0-0	0	0	0	2	0	1	0	0	0	6
04	ADRIEN, Jeff		0-2	0-0	0-0	2	4	6	2	0	0	1	0	2	10
25	GARRISON, Rob		1-5	0-3	2-3	1	1	2	3	4	2	3	0	0	17
31	ANDERSON, Rashad		3-7	2-5	2-2	0	3	3	0	10	1	2	0	1	21
32	NELSON, Ed		1-2	0-0	1-1	2	1	3	0	3	0	0	0	0	5
TEAM						2	1	3							
TOTALS		22-50	5-17	30-35	12	28	40	21	79	8	16	2	6	200	
TOT-FG 1stH: 12-31 38.7%		2ndH: 10-19 52.6%		Game: 44.0%		Deadbl		Rebs							
3pt-FG 1stH: 2-10 20.0%		2ndH: 3-7 42.9%		Game: 29.4%											
FThrow 1stH: 15-17 88.2%		2ndH: 15-18 83.3%		Game: 85.7%											

OFFICIALS: Ed Hightower, John Higgins, John Neve; ATTENDANCE: 2,400

SCORE BY PERIODS:

	1st	2nd	TOTAL
Arizona (1-1)	34	36	70
Connecticut (3-0)	41	38	79

Game #2--Monday, November 21, 2005, Lahaina Civic Center, Lahaina, Maui, Hawaii

#3 Connecticut 77, Arkansas 68

ARKANSAS		TOT	3-PT	REBS											
No.	N A M E	FG-A	FG-A	FT-A	OF	DE	TOT	PF	TP	A	TO	BLK	S	MIN	
05	Townes, Darian	f	1-7	0-0	2-3	1	3	4	1	4	1	0	2	1	28
21	Thomas, Charles	f	1-4	0-0	2-2	1	3	4	3	4	0	3	1	0	32
04	Jefferson, Dontell	g	3-5	0-2	2-2	0	1	1	4	8	2	1	0	1	28
10	Brewer, Ronnie	g	8-17	1-4	8-11	1	1	2	1	25	2	5	0	6	38
24	Modica, Jonathon	g	6-12	1-4	0-0	2	1	3	4	13	2	5	0	1	29
01	McGowan, Cyrus		0-0	0-0	0-0	0	0	0	0	0	0	0	0	0	1
14	McCurdy, Sean		0-1	0-0	0-0	0	1	1	1	0	0	0	0	0	1
15	Ferguson, Eric		2-7	1-3	1-1	2	3	5	3	6	4	4	0	4	25
51	Hill, Steven		4-4	0-0	0-0	1	2	3	5	8	0	1	1	0	18
TEAM					1	1	2				1				
TOTALS		25-57	3-13	15-19	9	16	25	22	68	11	20	4	13	200	
TOT-FG 1stH: 12-28 42.9%		2ndH: 13-29 44.8%		Game: 43.9%		Deadbl									
3pt-FG 1stH: 1-5 20.0%		2ndH: 2-8 25.0%		Game: 23.1%		Rebs									
FThrow 1stH: 3-5 60.0%		2ndH: 12-14 85.7%		Game: 78.9%											

2005-06 University of Connecticut Game-by-Game Box Scores

Game #7--Thursday, December 8, 2005, Hartford Civic Center, Hartford, Conn.

#3 Connecticut 78, Massachusetts 60

CONNECTICUT		TOT	3-PT		REBS									
No.	N A M E	FG-A	FG-A	FT-A	OF	DE	TOT	PF	TP	A	TO	BLK	S	MIN
21	BOONE, Josh	f 4-10	0-0	2-5	5	1	6	0	10	0	0	3	0	29
22	GAY, Rudy	f 4-7	0-0	9-11	3	7	10	2	17	2	1	2	5	30
23	BROWN, Denham	f 1-6	0-0	0-0	1	4	5	1	2	3	4	1	0	27
11	ARMSTRONG, Hilton	c 3-5	0-0	4-4	2	4	6	2	10	0	6	0	0	29
24	AUSTRIE, Craig	g 3-7	0-2	0-0	0	2	6	1	6	7	2	0	2	33
01	JOHNSON, Marcus	0-0	0-0	0-1	0	0	0	1	0	0	0	0	0	5
04	ADRIEN, Jeff	1-3	0-0	4-6	1	1	2	1	6	0	0	0	1	13
25	GARRISON, Rob	0-1	0-1	0-0	0	0	0	1	0	1	0	0	0	7
18	ANDERSON, Rashad	6-12	3-5	1-2	1	1	2	3	16	0	2	0	1	19
32	NELSON, Ed	0-2	0-0	1-2	1	1	2	1	1	0	1	0	1	8
TEAM					5	1	6							
TOTALS		22-53	3-8	21-31	19	22	41	13	68	13	16	6	10	200
TOT-FG 1stH: 12-26 46.2%		2ndH: 10-27 37.0%		Game: 41.5%		Deadbl								
3pt-FG 1stH: 3-4 75.0%		2ndH: 0-4 00.0%		Game: 37.5%		Rebs								
Fthrow 1stH: 8-14 57.1%		2ndH: 13-17 76.5%		Game: 67.7%										

SCORE BY PERIODS:	1st	2nd	TOTAL
Army (2-3)	27	27	54
Connecticut (5-0)	35	33	68

CONNECTICUT		TOT	3-PT	REBS											
No.	N A M E	FG-A	FG-A	FT-A	OF	DE	TOT	PF	TP	A	TO	BLK	S	MIN	
21	BOONE, Josh	f	6-10	0-0	1-4	4	6	10	2	13	2	1	1	0	20
22	GAY, Rudy	f	7-16	1-1	2-3	4	5	9	3	17	1	1	1	2	26
11	ARMSTRONG, Hilton	c	1-3	0-0	1-1	1	3	4	3	3	1	5	3	0	16
24	AUSTRIE, Craig	g	2-3	0-0	0-0	1	1	2	0	4	4	3	0	1	23
33	BROWN, Denham	g	2-9	1-1	4-4	2	3	5	2	9	2	5	1	0	32
01	JOHNSON, Marcus		0-0	0-0	1-4	0	1	1	0	1	0	0	0	1	5
04	ADRIEN, Jeff		3-5	0-0	0-0	0	2	2	1	6	0	0	1	0	16
13	THOMPSON, Ryan		0-0	0-0	0-0	0	0	0	0	0	0	0	0	0	1
25	GARRISON, Rob		1-2	0-0	0-0	0	0	0	1	2	5	1	0	0	17
31	ANDERSON, Rashad		6-8	3-4	0-0	0	2	2	0	15	0	1	0	2	22
32	NELSON, Ed		3-11	0-0	2-2	4	5	9	4	8	1	0	0	2	22
TEAM					1	1	2								
TOTALS			31-67	5-6	11-18	17	29	46	16	78	16	17	7	8	200
TOT-FG 1stH: 16-32 50.0%			2ndH: 15-35 42.9%			Game: 46.3%				Deadbl					
3pt-FG 1stH: 3-4 75.0%			2ndH: 2-2 100%			Game: 83.3%				Rebs					
FThrow 1stH: 6-8 75.0%			2ndH: 5-10 50.0%			Game: 61.1%									

SCORE BY PERIODS:	1st	2nd	TOTAL
Massachusetts (2-3)	32	28	60
Connecticut (7-0)	41	37	78

Game #8--Sunday, December 18, 2005, Hartford Civic Center, Hartford, Conn.

#2 Connecticut 86, New Hampshire 44

CONNECTICUT		TOT	3-PT			REBS								
No.	N A M E	FG-A	FG-A	FT-A	OF	DE	TOT	PF	TP	A	TO	BLK	S	MIN
21	BOONE, Josh	f 7-11	0-0	3-4	7	5	12	0	17	2	2	6	0	21
22	Gay, Rudy	f 7-13	2-5	6-6	1	4	5	0	22	4	2	5	5	27
11	ARMSTRONG, Hilton	c 3-4	0-0	2-2	1	4	5	2	8	0	1	0	0	22
24	AUSTRIE, Craig	c 3-4	2-2	0-0	0	2	2	2	8	5	1	0	0	23
33	BROWN, Denham	g 5-10	2-5	3-4	0	1	1	3	15	5	0	0	0	21
01	JOHNSON, Marcus	1-2	1-1	0-0	0	2	2	0	3	1	1	0	2	11
04	ADRIEN, Jeff	3-4	0-0	5-6	4	4	8	1	11	2	1	4	1	18
10	SPENCER, Ben	0-0	0-0	1-2	0	1	1	0	1	0	0	0	0	1
13	THOMPSON, Ryan	0-1	0-1	0-0	0	0	0	0	0	0	1	1	0	4
25	GARRISON, Rob	0-2	0-0	1-2	0	2	2	1	1	6	2	0	2	16
31	ANDERSON, Rashad	8-15	3-8	1-4	1	3	4	1	20	1	0	0	1	16
32	NELSON, Ed	2-3	0-0	2-2	2	5	7	3	6	0	1	1	0	17
35	GAGNE, Martin	0-1	0-0	0-0	0	0	0	0	0	0	1	0	0	1
45	OMOKARO, Osazee	0-0	0-0	0-0	0	0	0	0	0	0	0	0	0	1
55	FOROSTOSKI, Nick	0-0	0-0	1-2	1	0	1	0	1	0	0	0	0	1
TEAM					2	4	6							
TOTALS		39-70	10-22	25-34	19	57	13	113		26	13	17	12	200
TOT-FG 1stH: 18-34 52.9%		2ndH: 21-36 58.3%		Game: 55.7%		Deadbl								
3pt-FG 1stH: 7-16 43.8%		2ndH: 3-6 50.0%		Game: 45.5%		Rebs								
FTWh 1stH: 12-15 80.0%		2ndH: 13-19 68.4%		Game: 73.5%										

SCORE BY PERIODS:	1st	2nd	TOTAL
Texas Southern (1-5)	22	27	49
Connecticut (6-0)	55	58	113

CONNECTICUT		TOT	3-PT	REBS										
No.	N A M E	FG-A	FG-A	FT-A	OF	DE	TOT	PF	TP	A	TO	BLK	S	MIN
21	BOONE, Josh	f 1-3	0-0	2-4	2	0	2	2	4	2	1	1	0	20
22	GAY, Rudy	f 10-19	2-6	0-0	2	1	3	1	22	3	2	0	3	28
32	NELSON, Ed	f 5-6	0-0	2-2	7	4	11	1	12	2	1	2	0	20
01	JOHNSON, Marcus	g 9-13	2-3	0-2	2	0	2	2	20	2	2	0	1	24
24	AUSTRIE, Craig	g 1-2	1-2	0-0	0	0	0	0	3	5	0	0	0	17
04	ADRIEN, Jeff	2-4	0-0	1-3	3	3	6	2	5	0	0	1	1	19
10	SPENCER, Ben	0-0	0-0	0-0	0	1	1	0	0	0	0	0	0	1
11	ARMSTRONG, Hilton	1-4	0-0	0-1	2	6	8	2	2	1	1	1	0	19
13	THOMPSON, Ryan	1-4	1-2	0-0	0	2	2	0	3	1	0	0	0	7
25	GARRISON, Rob	0-2	0-1	0-0	0	1	1	1	0	5	2	0	0	23
31	ANDERSON, Rashad	6-11	3-7	0-0	1	6	7	2	15	1	1	1	2	19
35	GAGNE, Martin	0-2	0-1	0-0	0	0	0	1	0	0	1	0	0	1
45	OMOKARO, Osazee	0-0	0-0	0-0	0	1	1	0	0	0	0	0	0	1
55	FOROSTOSKI, Nick	0-0	0-0	0-0	0	1	1	0	0	0	0	0	0	1
TEAM					0	0	0							
TOTALS		36-70	9-22	5-12	19	26	45	14	86	22	11	6	7	200
TOT-FG 1stH: 17-31 54.8%		2ndH: 19-39 48.7%		Game: 51.4%		Deadbl								
3pt-FG 1stH: 4-7 57.1%		2ndH: 5-15 33.3%		Game: 40.9%		Rebs								
Fthrow 1stH: 4-8 50.0%		2ndH: 1-4 25.0%		Game: 41.7%		4								

SCORE BY PERIODS:	1st	2nd	TOTAL
New Hampshire (2-8)	15	29	44
Connecticut (8-0)	42	44	86





2005-06 University of Connecticut Game-by-Game Box Scores

Game #13--Saturday, January 7, 2006, Hartford Civic Center, Hartford, Conn.

#2 Connecticut 67, LSU 66

LOUISIANA ST.		TOT	3-PT	REBS		PF		TP	A	TO	BLK	S	MIN		
No.	N A M E	FG-A	FG-A	FT-A	OF	DE	TOT	PF	TP	A	TO	BLK	S	MIN	
00	DAVIS, Glen	f	5-12	0-0	2-4	2	3	5	1	12	4	4	1	1	33
01	MITCHELL, Tasmin	f	4-9	1-2	3-4	0	1	1	3	12	1	1	0	0	35
12	THOMAS, Tyrus	f	6-11	0-0	3-7	4	9	13	3	15	1	2	7	0	31
14	TEMPLE, Garrett	g	1-3	0-2	0-0	1	5	6	5	2	2	2	1	0	39
22	MITCHELL, Darrel	g	7-12	2-5	5-6	0	6	6	1	21	3	3	1	1	36
04	VOOGD, Ben		0-0	0-0	0-0	0	1	1	1	0	0	0	0	0	4
15	ROLLE, Magnum		0-2	0-0	0-0	0	1	1	1	0	1	0	0	0	9
35	LAZARE, Darnell		2-5	0-0	0-0	0	1	1	4	4	0	2	0	0	13
TEAM					2	5	7								
TOTALS		25-54	3-9	13-21	9	32	41	19	66	12	14	10	2	2	200
TOT-FG 1stH: 16-30 53.3%		2ndH: 9-24 37.5%		Game: 46.3%		Deadbl									
3pt-FG 1stH: 3-6 50.0%		2ndH: 0-3 00.0%		Game: 33.3%		Rebs									
FThrow 1stH: 2-6 33.3%		2ndH: 11-15 73.3%		Game: 61.9%		Rebs									

CONNECTICUT		TOT	3-PT		REBS									
No.	N A M E	FG-A	FG-A	FT-A	OF	DE	TOT	PF	TP	A	TO	BLK	S	MIN
21	BOONE, Josh	f	2-8	0-0	0-0	1	1	2	4	1	0	3	1	38
22	GAY, Rudy	f	6-15	0-0	7-8	4	4	8	2	19	1	3	1	35
33	BROWN, Denham	f	0-3	0-1	2-2	0	0	0	0	2	0	0	0	13
11	ARMSTRONG, Hilton	c	4-6	0-0	3-4	0	3	3	4	11	0	0	4	20
24	AUSTRIE, Craig	g	0-3	0-1	2-2	0	1	1	1	2	1	0	1	16
04	ADRIEN, Jeff		3-4	0-0	0-0	1	3	4	0	6	0	0	2	17
05	WILLIAMS, Marcus		4-11	1-2	4-6	3	2	5	3	13	6	3	0	24
31	ANDERSON, Rashad		3-16	2-5	2-3	3	7	10	3	10	1	0	0	32
32	NELSON, Ed		0-1	0-0	0-0	0	0	0	1	0	0	0	0	5
TEAM					4	2	6							
TOTALS		22-67	3-9	20-25	16	23	39	18	67	10	6	11	6	200
TOT-FG 1stH: 11-36 30.6%		2ndH: 11-31 35.5%		Game: 32.8%		Rebs		Deadbl						
3pt-FG 1stH: 3-6 50.0%		2ndH: 0-3 00.0%		Game: 33.3%		Rebs		Deadbl						
FThrow 1stH: 5-6 83.3%		2ndH: 15-19 78.9%		Game: 80.0%		Rebs		Deadbl						

OFFICIALS: Tim Higgins, Tom Lopes, Mike Stuart; ATTENDANCE: 16,294

SCORE BY PERIODS:

	1st	2nd	TOTAL
LSU (8-5)	37	29	66
Connecticut (12-1)	30	37	67

Game #15--Saturday, January 14, 2006, Hartford Civic Center, Hartford, Conn.

#4 Connecticut 74, Georgetown 67

GEORGETOWN		TOT	3-PT	REBS											
No.	N A M E	FG-A	FG-A	FT-A	OF	DE	TOT	PF	TP	A	TO	BLK	S	MIN	
01	BOWMAN, Brandon	f	7-15	2-4	4-5	3	2	5	4	20	3	2	0	3	34
32	GREEN, Jeff	f	6-11	0-4	1-1	3	5	8	4	13	0	3	1	0	28
55	HIBBERT, Roy	c	6-9	0-0	0-0	3	3	6	1	12	2	0	0	0	22
00	COOK, Ashanti	g	4-11	3-6	0-0	0	1	1	4	11	1	6	0	4	28
02	WALLACE, Jonathan	g	3-8	2-6	0-1	0	0	0	2	8	5	0	0	2	34
20	OWENS, Darrel		1-6	1-6	0-0	1	1	2	2	3	4	0	0	0	28
21	SAPP, Jessie		0-1	0-1	0-0	1	0	1	0	0	0	0	0	0	8
22	CRAWFORD, Tyler		0-0	0-0	0-0	0	0	0	0	0	0	0	0	0	2
34	EGERSON, Marc		0-1	0-0	0-0	2	1	3	0	0	0	0	0	0	5
44	KILKENNY-DIAW, A.		0-1	0-0	0-0	0	0	0	0	0	0	0	0	0	11
TEAM					2	0	2					3			
TOTALS		27-63	8-27	5-7	15	13	28	17	67	15	14	1	9	200	
TOT-FG 1stH: 9-30 30.0%		2ndH: 18-33 54.5%		Game: 42.9%		Rebs		Deadbl							
3pt-FG 1stH: 3-14 21.4%		2ndH: 5-13 38.5%		Game: 29.6%		Rebs		Deadbl							
FThrow 1stH: 3-4 75.0%		2ndH: 2-3 66.7%		Game: 71.4%		Rebs		Deadbl							

CONNECTICUT		TOT	3-PT		REBS		PF		TP	A	TO	BLK	S	MIN	
No.	N A M E	FG-A	FG-A	FT-A	OF	DE	TOT	PF	TP						
21	BOONE, Josh	f	2-3	0-0	0-0	1	2	3	3	4	0	2	0	24	
22	GAY, Rudy	f	4-8	0-1	4-4	1	4	5	1	12	1	5	2	34	
11	ARMSTRONG, Hilton	c	8-10	0-0	3-3	2	3	5	3	19	1	1	6	2	32
05	WILLIAMS, Marcus	g	3-7	2-3	6-6	0	2	2	2	14	8	4	0	0	33
24	AUSTRIE, Craig	g	1-1	0-0	3-4	0	0	0	0	5	3	1	0	0	15
01	JOHNSON, Marcus		0-0	0-0	0-0	0	0	0	0	0	0	0	0	0	2
04	ADRIEN, Jeff		4-5	0-0	0-1	2	8	10	1	8	0	2	0	0	18
31	ANDERSON, Rashad		5-9	2-4	0-0	0	0	0	0	12	1	1	0	2	25
32	NELSON, Ed		0-0	0-0	0-0	0	0	0	2	0	0	1	0	0	4
33	BROWN, Denham		0-2	0-2	0-0	0	2	2	0	0	0	0	0	0	13
TEAM					0	1	1								

OFFICIALS: Ed Corbett, Frank Scagliotta, Jeff Clark; ATTENDANCE: 16,294

SCORE BY PERIODS:

	1st	2nd	TOTAL
Georgetown (10-4, 2-2)	24	43	67
Connecticut (14-1, 2-1)	33	41	74

Game #14--Monday, January 9, 2006, Hartford Civic Center, Hartford, Conn.

#4 Connecticut 70, #25 Cincinnati 59

CINCINNATI		TOT	3-PT		REBS										
No.	N A M E	FG-A	FG-A	FT-A	OF	DE	TOT	PF	TP	A	TO	BLK	S	MIN	
14	HICKS, Eric	f	6-15	1-1	1-1	3	8	11	2	14	1	2	7	0	36
21	WHITE, James	f	6-12	2-4	4-4	1	5	6	4	18	4	1	1	0	35
30	MCGOWAN, Cedric	f	2-7	0-2	2-2	1	3	4	3	6	0	2	0	3	31
03	DOWNEY, Devan	g	3-8	0-1	1-3	0	2	2	2	7	2	1	0	1	35
33	KIRKLAND, Armein	g	4-8	3-5	3-4	1	1	2	1	14	0	2	0	1	12
01	MOORE, Chadd		0-0	0-0	0-0	0	1	1	3	0	3	2	0	0	26
02	TILFORD, Domic		0-0	0-0	0-0	0	0	0	0	0	0	1	0	1	1
13	MUHAMMAD, Jihad		0-9	0-5	0-0	0	3	3	2	0	2	2	0	1	17
23	ALLEN, Ronald		0-0	0-0	0-0	0	0	0	2	0	0	0	0	0	7
TEAM					1	2	3								
TOTALS		21-59	6-18	11-14	7	25	32	19	59	12	13	8	7	200	
TOT-FG 1stH: 12-37 32.4%			2ndH: 9-22 40.9%			Game: 35.6%			Deadbl						
3pt-FG 1stH: 4-12 33.3%			2ndH: 2-6 33.3%			Game: 33.3%			Rebs						
Fthrow 1stH: 5-6 83.3%			2ndH: 6-8 75.0%			Game: 78.6%			2						

CONNECTICUT		TOT	3-PT	REBS											
No.	N A M E	FG-A	FG-A	FT-A	OF	DE	TOT	PF	TP	A	TO	BLK	S	MIN	
21	BOONE, Josh	f	3-9	0-0	1-1	4	3	7	3	7	0	1	1	0	18
22	GAY, Rudy	f	4-11	2-3	1-2	5	4	9	2	11	4	3	2	2	28
11	ARMSTRONG, Hilton	c	7-10	0-0	0-0	3	7	10	1	14	0	1	6	1	33
24	AUSTRIE, Craig	g	2-3	0-0	0-0	0	3	3	1	4	5	1	0	1	16
33	BROWN, Denham	g	2-7	0-3	7-9	2	4	6	2	11	0	5	0	1	22
01	JOHNSON, Marcus		0-0	0-0	0-0	0	0	0	0	0	0	1	1	2	6
04	ADRIEN, Jeff		2-4	0-0	3-4	0	2	2	1	7	0	0	0	0	25
05	WILLIAMS, Marcus		3-8	1-1	4-4	2	4	6	2	11	7	2	0	1	28
31	ANDERSON, Rashad		2-15	1-8	0-0	1	4	5	1	5	0	0	1	0	24
TEAM					3	1	4	1							
TOTALS		25-67	4-15	16-20	20	32	52	14	70	16	14	11	8	200	
TOT-FG 1stH: 13-36 36.1%		2ndH: 12-31 38.7%		Game: 37.3%		Deadbl									
3pt-FG 1stH: 1-6 16.7%		2ndH: 3-9 33.3%		Game: 26.7%		Rebs									
Fthrow 1stH: 10-14 71.4%		2ndH: 6-6 100.%		Game: 80.0%		1									

2005-06 University of Connecticut Game-by-Game Box Scores

Game #17--Saturday January 21, 2006, Freedom Hall, Louisville, Ky. #3 Connecticut 71, #17 Louisville 58

CONNECTICUT		TOT	3-PT		REBS										
No.	N A M E	FG-A	FG-A	FT-A	OF	DE	TOT	PF	TP	A	TO	BLK	S	MIN	
21	BOONE, Josh	f	3-4	0-0	4-4	1	6	7	3	10	1	1	2	1	32
22	GAY, Rudy	f	3-10	0-2	6-6	2	4	6	1	12	3	1	0	1	36
11	ARMSTRONG, Hilton	c	2-2	0-0	2-2	1	2	3	3	6	0	2	3	1	23
05	WILLIAMS, Marcus	g	5-11	1-4	4-6	1	2	3	3	15	5	4	0	2	32
04	AUSTRIE, Craig	g	2-5	1-3	2-4	0	3	3	0	7	0	1	0	0	22
04	ADRIEN, Jeff		4-5	0-0	1-1	3	9	12	0	9	0	2	1	1	24
31	ANDERSON, Rashad		4-6	2-4	0-0	1	2	3	1	10	0	4	0	0	22
32	NELSON, Ed		0-1	0-0	0-0	0	0	0	2	0	0	0	0	0	1
33	BROWN, Denham		1-2	0-0	0-0	0	2	2	0	2	2	2	0	0	8
TEAM					0	0	0								
TOTALS		24-46	4-13	19-23	9	30	39	13	71	11	17	6	6	200	
TOT-FG 1stH: 9-24 37.5%		2ndH: 15-22 68.2%		Game: 52.2%		Deadbl									
3pt-FG 1stH: 3-9 33.3%		2ndH: 1-4 25.0%		Game: 30.8%		Rebs									
Fthrow 1stH: 9-9 100%		2ndH: 10-14 71.4%		Game: 82.6%		2									

LOUISVILLE		TOT	3-PT	REBS											
No.	N A M E	FG-A	FG-A	FT-A	OF	DE	TOT	PF	TP	A	TO	BLK	S	MIN	
01	WILLIAMS, Terrence	f	4-14	0-6	2-2	3	5	8	0	10	2	1	0	0	31
03	PALACIOS, Juan	f	3-8	0-3	0-0	2	3	5	3	6	2	3	0	0	29
04	PADGETT, David	c	11-18	0-0	5-6	5	3	8	4	27	2	3	0	2	37
11	JENKINS, Brandon	g	4-11	1-3	0-1	0	2	2	3	9	1	1	0	4	38
33	McGEE, Andre	g	1-7	0-3	1-1	0	1	1	4	3	6	1	0	0	35
12	GIANINY, Brad		0-2	0-2	0-0	0	0	0	1	0	1	0	0	0	6
15	JOHNSON, Perrin		0-0	0-0	0-0	0	0	0	0	0	0	0	0	1	2
22	MILLARD, Chad		0-1	0-1	0-0	0	0	0	0	0	1	0	0	1	8
23	HARVEY, Bryan		1-3	1-2	0-0	0	1	1	3	3	0	1	0	0	11
43	FARLEY, Terrance		0-0	0-0	0-0	0	0	0	0	0	0	0	0	0	1
44	JOHNSON, Brian		0-2	0-0	0-0	0	0	0	0	0	0	0	0	0	2
TEAM					4	0	4								
TOTALS		24-66	2-20	8-10	14	15	29	18	58	15	10	0	8	200	
TOT-FG 1stH: 11-36 30.6%		2ndH: 13-30 43.3%		Game: 36.4%		Deadbl									
3pt-FG 1stH: 0-9 00.0%		2ndH: 2-11 18.2%		Game: 10.0%		Rebs									
FThrow 1stH: 5-6 83.3%		2ndH: 3-4 75.0%		Game: 80.0%		0									

OFFICIALS: Tim Higgins, Steve Welmer, Jim Haney; ATTENDANCE: 20,091

SCORE BY PERIODS:		1st	2nd	TOTAL
Connecticut (16-1, 4-1)		30	41	71
Louisville (13-5, 1-4)		27	31	58

Game #19--Saturday January 28, 2006, Dunkin' Donuts Center, Providence, R.I. #1 Connecticut 76, Providence 62

CONNECTICUT		TOT	3-PT		REBS										
No.	N A M E	FG-A	FG-A	FT-A	OF	DE	TOT	PF	TP	A	TO	BLK	S	MIN	
11	ARMSTRONG, Hilton	f	4-8	0-0	8-10	3	9	12	3	16	1	3	3	0	33
22	GAY, Rudy	f	4-8	0-1	2-2	2	2	4	2	10	0	2	1	0	25
21	BOONE, Josh	c	3-9	0-0	3-6	6	7	13	2	9	1	2	1	1	28
05	WILLIAMS, Marcus	g	1-3	0-1	2-2	3	0	3	1	4	5	3	0	0	30
04	AUSTRIE, Craig	g	1-3	1-2	0-0	0	0	0	1	3	0	0	1	0	12
01	JOHNSON, Marcus		1-1	1-1	0-0	0	0	0	1	3	0	0	0	1	3
25	GARRISON, Rob		0-0	0-0	0-0	0	0	0	0	0	1	0	0	0	3
31	ANDERSON, Rashad		5-13	2-7	3-4	2	2	4	2	15	0	0	0	1	29
32	NELSON, Ed		1-7	0-0	4-5	1	2	3	0	6	0	1	1	0	12
33	BROWN, Denham		4-10	2-5	0-0	2	6	8	2	10	1	1	0	1	25
TEAM					2	3	5								
TOTALS		24-62	6-17	22-29	21	31	52	14	76	9	12	7	4	200	
TOT-FG 1stH: 14-39 35.9%		2ndH: 10-23 43.5%		Game: 38.7%		Deadbl									
3pt-FG 1stH: 6-16 37.5%		2ndH: 0-1 00.0%		Game: 35.3%		Rebs									
FThrow 1stH: 3-5 60.0%		2ndH: 19-24 79.2%		Game: 75.9%		3.1									

PROVIDENCE		TOT	3-PT		REBS									
No.	N A M E	FG-A	FG-A	FT-A	OF	DE	TOT	PF	TP	A	TO	BLK	S	MIN
11	MCDERMOTT, Geoff	f	2-6	0-1	0-0	1	2	3	4	4	1	2	1	23
32	HANKE, Randall	c	6-11	0-0	4-6	3	3	6	3	16	0	2	5	2 30
01	MCGRATH, Donnie	g	7-18	4-10	0-0	0	4	4	2	18	1	1	0	0 40
04	CURRY, Sharaud	g	7-16	1-4	0-0	5	1	6	4	15	3	0	0	0 38
13	EFEJUKU, Weyinmi	g	1-4	0-1	1-5	1	1	2	3	3	0	2	0	1 21
15	HILL, Herbert		2-7	0-0	0-0	1	3	4	3	4	1	1	2	0 23
33	BURCH, Charlie		1-3	0-0	0-0	1	3	4	1	2	1	0	1	1 15
34	KALE, Jonathan		0-0	0-0	0-2	0	1	1	0	0	0	0	0	0 10
TEAM						1	3	4						
TOTALS		26-65	5-16	5-13	13	21	34	20	62	10	7	10	5	200
TOT-FG 1stH: 12-31 38.7%		2ndH: 14-34 41.2%		Game: 40.0%		Deadbl								
3pt-FG 1stH: 3-9 33.3%		2ndH: 2-7 28.6%		Game: 31.3%		Rebs								
FThrow 1stH: 2-6 33.3%		2ndH: 3-7 42.9%		Game: 38.5%		2								

OFFICIALS: Jim Burr, Ted Hillary, Pat Driscoll; ATTENDANCE: 12,993

SCORE BY PERIODS:		1st	2nd	TOTAL
Connecticut (18-1, 6-1)		37	39	76
Providence (9-9, 2-5)		29	33	62

Game #18--Wednesday January 25, 2006, Gampel Pavilion, Storrs, Conn. #1 Connecticut 66, St. John's 50

ST. JOHN'S		TOT	3-PT	REBS											
No.	N A M E	FG-A	FG-A	FT-A	OF	DE	TOT	PF	TP	A	TO	BLK	S	MIN	
02	MASON, Anthony	f	1-3	1-2	0-0	0	3	3	1	3	1	1	0	0	16
34	HAMILTON, Lamont	f	1-7	1-1	0-0	0	0	0	5	3	0	2	1	0	13
40	SPEARS, Aaron	f	4-10	0-0	0-0	0	2	2	3	8	1	1	1	1	22
03	HILL, Daryll	g	6-13	0-0	1-2	1	2	3	3	13	1	4	0	1	38
04	LAWRENCE, Eugene	g	6-11	1-2	4-5	1	6	7	4	17	3	3	0	3	37
10	JASIULIONIS, Tomas		2-5	0-0	0-0	1	1	2	1	4	0	0	3	1	21
11	JACKSON, Cedric		0-0	0-0	0-0	1	0	1	2	0	1	3	0	0	10
15	MISSERE, Phil		0-6	0-0	0-0	4	3	7	5	0	0	1	0	1	19
22	TORRES, Ricky		0-0	0-0	0-0	0	0	0	0	0	0	0	0	0	1
23	WILLIAMS, Ryan		1-8	0-1	0-0	4	2	6	2	2	0	2	1	1	23
TEAM					3	3	6								
TOTALS		21-63	3-6	5-7	15	22	37	26	50	7	18	6	8	200	
TOT-FG 1stH: 12-32 37.5%		2ndH: 9-31 29.0%		Game: 33.3%		Deadbl									
3pt-FG 1stH: 1-2 50.0%		2ndH: 2-4 50.0%		Game: 50.0%		Rebs									
FThrow 1stH: 5-6 83.3%		2ndH: 0-1 00.0%		Game: 71.4%		2									

CONNECTICUT		TOT	3-PT	REBS											
No.	N A M E	FG-A	FG-A	FT-A	OF	DE	TOT	PF	TP	A	TO	BLK	S	MIN	
21	BOONE, Josh	f	2-3	0-0	5-6	1	7	8	2	9	1	2	7	1	31
22	GAY, Rudy	f	9-15	0-1	2-8	3	5	8	1	20	1	4	5	2	35
11	ARMSTRONG, Hilton	c	1-5	0-0	2-2	2	4	6	1	4	2	1	3	1	34
05	WILLIAMS, Marcus	g	1-5	0-2	1-2	1	2	3	1	3	9	4	0	0	30
04	AUSTRIE, Craig	g	0-2	0-1	4-4	1	1	2	3	4	1	0	0	0	16
04	ADRIEN, Jeff		1-1	0-0	0-0	2	1	3	3	2	0	1	0	0	7
31	ANDERSON, Rashad		4-11	2-6	2-2	0	1	1	1	12	0	0	1	3	22
32	NELSON, Ed		2-3	0-0	0-2	1	2	3	2	4	0	1	0	1	7
33	BROWN, Denham		4-11	0-0	0-0	1	0	1	0	8	0	0	0	0	18
TEAM					3	4	7	1							
TOTALS		24-56	2-10	16-26	15	27	42	15	66	14	13	16	8	200	
TOT-FG 1stH: 10-29 34.5%		2ndH: 14-27 51.9%		Game: 42.9%		Deadbl									
3pt-FG 1stH: 1-6 16.7%		2ndH: 1-4 25.0%		Game: 20.0%		Rebs									
Fthrow 1stH: 10-14 71.4%		2ndH: 6-12 50.0%		Game: 61.5%		5									

2005-06 University of Connecticut Game-by-Game Box Scores

Game #21--Saturday, February 4, 2006, Assembly Hall, Bloomington, Ind.

#1 Connecticut 88, #22 Indiana 80

CONNECTICUT		TOT	3-PT		REBS										
No.	N A M E	FG-A	FG-A	FT-A	OF	DE	TOT	PF	TP	A	TO	BLK	S	MIN	
21	BOONE, Josh	f	7-9	0-0	2-2	3	3	6	1	16	0	1	3	0	29
22	GAY, Rudy	f	6-13	3-4	4-6	4	8	12	2	19	1	2	2	1	33
11	ARMSTRONG, Hilton	c	6-10	0-1	4-8	3	5	8	3	16	0	4	1	1	26
05	WILLIAMS, Marcus	g	5-10	0-1	2-2	0	5	5	0	12	9	6	0	0	33
24	AUSTRIE, Craig	g	0-0	0-0	0-0	0	1	1	1	0	1	1	0	0	10
04	ADRIEN, Jeff		2-2	0-0	0-0	1	4	5	2	4	2	1	0	0	21
31	ANDERSON, Rashad		3-10	1-6	3-4	0	3	3	2	10	2	0	0	1	26
32	NELSON, Ed		0-0	0-0	0-0	0	0	0	1	0	0	0	0	0	0+
33	BROWN, Denham		3-5	1-2	4-4	0	2	2	3	11	0	1	1	0	22
TEAM					2	1	3								
TOTALS		32-59	5-14	19-26	13	32	45	15	88	15	16	7	3	200	
TOT-FG 1stH: 17-28 60.7%		2ndH: 15-31 48.4%		Game: 54.2%		Deadbl									
3pt-FG 1stH: 2-6 33.3%		2ndH: 3-8 37.5%		Game: 35.7%		Rebs									
Fthrow 1stH: 5-7 71.4%		2ndH: 14-19 73.7%		Game: 73.1%		4									

INDIANA		TOT	3-PT	REBS		PF		TP	A	TO	BLK	S	MIN	
No.	N A M E	FG-A	FG-A	FT-A	OF	DE	TOT	PF	TP	A	TO	BLK	S	MIN
05	KILLINGSWORTH, M.	f	4-13	0-0	7-8	2	4	6	4	15	2	2	0	1 25
23	KLINE, Sean	f	0-1	0-0	0-0	0	0	0	0	0	0	1	0	0 6
10	WILMONT, Roderick	g	5-14	4-10	0-2	2	1	3	3	14	1	0	0	0 31
22	STRICKLAND, M.	g	5-9	2-3	4-4	1	3	4	3	16	5	0	0	2 38
24	VADEN, Robert	g	5-19	2-10	0-0	5	4	9	4	12	2	2	0	1 36
11	SUHR, Errek		0-0	0-0	0-0	0	0	0	0	0	0	0	0	0 2
20	RATLIFF, A.J.		2-4	1-2	0-0	3	0	3	3	5	0	1	0	0 16
21	ALLEN, Ben		2-7	0-3	1-1	2	1	3	2	5	1	0	0	0 16
33	MONROE, Lewis		2-5	1-1	0-0	0	1	1	0	5	2	0	0	0 19
51	CALLOWAY, Earl		4-5	0-0	0-1	2	3	5	2	8	3	1	0	2 11
TEAM					1	0	1							
TOTALS		29-77	10-29	12-16	18	17	35	21	80	16	7	0	6	200
TOT-FG 1stH: 13-37 35.1%		2ndH: 16-40 40.0%		Game: 37.7%		Deadbl								
3pt-FG 1stH: 5-14 35.7%		2ndH: 5-15 33.3%		Game: 34.5%		Rebs								
FThrow 1stH: 5-6 83.3%		2ndH: 7-10 70.0%		Game: 75.0%		2								

OFFICIALS: Ted Hillary, Steve Welmer, Reggie Greenwood; ATTENDANCE: 17,324

SCORE BY PERIODS:

	1st	2nd	TOTAL
Connecticut (20-1)	41	47	88
Indiana (13-6)	36	44	80

Game #23--Saturday, February 11, 2006, Continental Airlines Arena, E. Rutherford, N.J.

#1 Connecticut 99, Seton Hall 57

CONNECTICUT		TOT	3-PT		REBS										
No.	N A M E	FG-A	FG-A	FT-A	OF	DE	TOT	PF	TP	A	TO	BLK	S	MIN	
21	BOONE, Josh	f	3-5	0-0	3-4	0	5	5	3	9	0	0	0	16	
22	GAY, Rudy	f	7-14	3-6	1-2	1	4	5	1	18	2	1	1	28	
11	ARMSTRONG, Hilton	c	4-8	0-0	1-3	6	7	13	2	9	0	1	4	1	29
05	WILLIAMS, Marcus	g	6-10	3-3	0-0	0	4	4	2	15	10	4	0	34	
24	AUSTRIE, Craig	g	1-4	0-0	0-0	1	2	3	1	2	3	0	1	0	12
01	JOHNSON, Marcus		1-2	0-0	0-2	0	0	0	1	2	1	0	0	0	5
04	ADRIEN, Jeff		5-6	0-0	2-2	5	3	8	2	12	1	2	1	0	22
25	GARRISON, Rob		1-1	0-0	0-0	0	1	1	0	2	0	0	0	0	2
31	ANDERSON, Rashad		7-12	4-6	0-0	2	3	5	0	18	2	1	1	2	21
32	NELSON, Ed		1-4	0-1	0-0	0	3	3	1	2	0	0	0	0	10
33	BROWN, Denham		5-12	0-1	0-0	3	4	7	0	10	1	0	0	1	21
TEAM					3	3	6								
TOTALS		41-78	10-17	7-13	21	39	60	13	99	20	10	8	5	200	
TOT-FG 1stH: 18-37 48.6%		2ndH: 23-41 56.1%		Game: 52.6%		Deadbl									
3pt-FG 1stH: 5-8 62.5%		2ndH: 5-9 55.6%		Game: 58.8%		Rebs									
FThrow 1stH: 2-5 40.0%		2ndH: 5-8 62.5%		Game: 53.8%		2									

SETON HALL		TOT	3-PT		REBS										
No.	N A M E	FG-A	FG-A	FT-A	OF	DE	TOT	PF	TP	A	TO	BLK	S	MIN	
01	WHITNEY, Kelly	f	4-17	0-0	0-0	4	7	11	2	8	0	5	1	0	32
14	LAING, Brian	f	2-6	1-2	2-2	0	0	0	1	7	2	0	1	3	37
33	BILLMEIER, Grant	c	1-1	0-0	0-0	1	2	3	3	2	1	0	2	0	26
02	NUTTER, Jamar	g	6-13	1-7	0-0	0	2	2	1	13	2	1	0	2	24
10	COPELAND, Donald	g	6-19	4-9	1-2	1	3	4	3	17	7	2	0	0	38
20	MARSHALL, Carl		1-2	0-1	0-0	0	0	0	0	2	0	1	0	1	6
22	GAUSE, Paul		0-6	0-4	3-5	0	2	2	2	3	1	0	1	0	15
32	PALMER, David		1-4	0-1	0-1	0	2	2	4	2	0	1	0	0	14
50	COUSIN, Marcus		1-3	0-0	1-2	2	1	3	0	3	0	0	1	0	8
TEAM					4	1	5								
TOTALS		22-71	6-24	7-12	12	20	32	16	57	13	10	6	6	200	
TOT-FG 1stH: 13-32 40.6%		2ndH: 9-39 23.1%		Game: 31.0%		Deadbl									
3pt-FG 1stH: 4-13 30.8%		2ndH: 2-11 18.2%		Game: 25.0%		Rebs									
FThrow 1stH: 3-3 100%		2ndH: 4-9 44.4%		Game: 58.3%		3									

OFFICIALS: John Cahill, Frank Scagliotta, Gary Prager; ATTENDANCE: 13,996

SCORE BY PERIODS:

	1st	2nd	TOTAL
Connecticut (22-1, 9-1)	43	56	99
Seton Hall (15-7, 6-4)	33	24	57

Game #22--Wednesday, February 8, 2006, Hartford Civic Center, Hartford, Conn.

#1 Connecticut 73, Syracuse 50

SYRACUSE		TOT	3-PT			REBS									
No.	N A M E	FG-A	FG-A	FT-A	OF	DE	TOT	PF	TP	A	TO	BLK	S	MIN	
33	ROBERTS, Terrence	f	5-7	0-0	0-0	2	5	7	3	10	1	3	2	4	28
34	NICHOLS, Demetris	f	1-11	0-5	0-0	5	4	9	5	2	2	2	0	1	32
13	WATKINS, Darryl	c	6-11	0-0	0-0	3	6	9	3	12	3	2	4	2	34
03	McNAMARA, Gerry	g	3-9	1-6	0-0	0	0	0	0	7	0	2	0	3	24
23	DEVENDORF, Eric	g	0-11	0-4	2-2	2	2	4	1	2	4	1	0	1	25
01	RAUTINS, Andy		2-6	2-6	0-0	0	1	1	1	6	0	1	0	1	14
21	ONUAKU, Arinze		0-2	0-0	0-0	1	0	1	0	0	0	0	0	0	4
24	GORMAN, Matt		1-2	0-1	0-0	1	0	1	0	2	2	0	2	0	10
30	WRIGHT, Josh		4-10	0-4	1-2	2	1	3	2	9	1	3	0	0	29
TEAM					0	0	0				1				
TOTALS		22-69	3-26	3-4	16	19	35	15	50	13	15	8	12	200	
TOT-FG 1stH: 8-34 23.5%		2ndH: 14-35 40.0%		Game: 31.9%		Deadbl									
3pt-FG 1stH: 2-12 16.7%		2ndH: 1-14 07.1%		Game: 11.5%		Rebs									
FThrow 1stH: 1-2 50.0%		2ndH: 2-2 100%		Game: 75.0%		0									

CONNECTICUT		TOT	3-PT		REBS									
No.	N A M E	FG-A	FG-A	FT-A	OF	DE	TOT	PF	TP	A	TO	BLK	S	MIN
21	BOONE, Josh	5-9	0-0	0-2	5	6	11	0	10	0	1	4	0	30
22	GAY, Rudy	f 10-18	0-3	2-3	4	9	13	2	22	3	5	3	2	32
11	ARMSTRONG, Hilton	c 5-7	0-0	2-4	3	5	8	1	12	3	5	1	1	30
05	WILLIAMS, Marcus	g 2-8	0-3	0-0	1	4	5	0	4	9	3	0	0	24
24	AUSTRIE, Craig	g 1-3	0-0	0-0	0	0	0	0	2	3	1	0	1	16
01	JOHNSON, Marcus	0-0	0-0	1-2	0	1	1	0	1	0	0	0	0	3
04	ADRIEN, Jeff	2-5	0-0	5-6	0	2	2	0	9	0	1	2	2	16
25	GARRISON, Rob	0-0	0-0	0-0	0	0	0	0	0	0	0	0	0	4
31	ANDERSON, Rashad	1-8	1-7	0-0	0	1	1	2	3	3	1	0	0	20
32	NELSON, Ed	0-0	0-0	0-0	0	1	1	1	0	0	0	0	1	3
33	BROWN, Denham	5-7	0-0	0-0	0	2	2	1	10	0	0	0	1	22
TEAM					5	1	6				1			
TOTALS		31-65	1-13	10-17	18	32	50	7	73	21	18	10	8	200
TOT-FG 1stH: 17-33 51.5%		2ndH: 14-32 43.8%		Game: 47.7%		Deadbl								
3pt-FG 1stH: 1-7 14.3%		2ndH: 0-6 00.0%		Game: 07.7%		Rebs								
Fthrow 1stH: 2-6 33.3%		2ndH: 8-11 72.7%		Game: 58.8%		4								

Head Coach JIM CALHOUN 20th Season at Connecticut



Born:

May 10, 1942
in Braintree, Massachusetts

Family:

Wife: Pat (Married in 1966)
Children (2):
James (Jennifer), Jeffrey (Amy)
Grandchildren (6):
Emily, Katie, Sam;
Avery, Reese, Peyton

High School:

Braintree High School,
graduated 1960

College:

American International College
(Springfield, Mass.) grad. 1968

Head Coaching Career:

Old Lyme (Conn.) H.S.-- 1968-69
Westport (Mass.) H.S.-- 1969-70
Dedham (Mass.) H.S.-- 1970-72
Northeastern Univ.-- 1972-86
Univ. of Connecticut-- 1986-

Now in his 20th season as head coach at the University of Connecticut and his 34th year as a collegiate head coach, Jim Calhoun has unquestionably stood the test of time in establishing himself as perhaps the greatest program builder in college basketball history.

Jim Calhoun's coaching success story includes winning two NCAA National Championships (1999, 2004) at Connecticut, passing the elite 700-win plateau, and earning basketball's highest honor, election into the Naismith Memorial Basketball Hall of Fame as a member of the Class of 2005.

The beginning of what has become one of college basketball's greatest coaching achievements—transforming the University of Connecticut into one of the nation's elite programs—was launched in May of 1986 when Jim Calhoun was named head coach.

Nineteen years later, UConn Basketball sits atop the college basketball landscape with a pair of NCAA National Championships, an NIT Championship, recognition as the most successful program in the history of the Big East Conference with a record-setting 15 league titles, and annual acknowledgement as one of America's truly outstanding college programs.

In addition, the Connecticut Basketball program is now led by a Hall of Fame coach.

In September of 2005, with some 60 of his former players in attendance, Jim Calhoun's four decade body of work as one of college basketball's greatest coaches was formally rewarded when the UConn coach was enshrined as a coach into the Basketball Hall of Fame.

On March 2, 2005, Jim Calhoun joined an elite club, becoming one of only 19 coaches in NCAA Division I basketball history to reach the 700-win plateau when UConn beat Georgetown, 83-64.

In his 19 seasons at Connecticut, Jim Calhoun has compiled a stunning 45-14 overall record in national postseason tournament competition (33-10 in NCAA play, 12-4 in NIT play). His 33 NCAA wins at UConn, all achieved in the past 16 years, far outdistances the entire total of four NCAA victories recorded at Connecticut

before Coach Calhoun took over the Husky basketball program in the spring of 1986.

Jim Calhoun has led UConn to 13 NCAA bids in the past 16 years. Under Coach Calhoun's direction, UConn has never lost a NCAA First Round game and UConn is a stunning 23-3 in NCAA First and Second Round competition since 1990. The Huskies have earned ten NCAA Sweet 16 berths in the past 16 years, six Elite Eight appearances, two NCAA Final Four trips and two National Championships.

Under Coach Calhoun, UConn has captured a league record 15 BIG EAST Championships, nine regular season crowns and six tournament titles. The Huskies are 28-13 in BIG EAST Tournament play under Calhoun.

Even before capturing the 2004 NCAA title, Connecticut basketball under head coach Jim Calhoun had achieved a unique "double", winning the 1999 NCAA Division I National Championships as well as the 1988 National Invitation Tournament (NIT) Championship.

Jim Calhoun is the only coach in the history of the BIG EAST Conference to have been named BIG EAST Conference Coach of the Year four times. He earned his first BIG EAST Coach of the Year award in 1989-90 and also won the honor following the 1993-94, 1995-96 and 1997-98 seasons. John Thompson of Georgetown and Lou Carnesecca of St. John's each earned the prestigious honor three times.

Now in his 34th season as a collegiate head coach, Jim Calhoun ranks No. 9 all-time in NCAA career victories with 36 (33-10 at Connecticut, 3-5 at Northeastern). Coach Calhoun is 36-15 in overall NCAA play (with two NCAA titles).

Jim Calhoun's overall career record for national postseason tournament competition is a remarkable 48-19 (36-15 in NCAA play, 12-4 in NIT play). He has coached in the NCAA Tournament 18 times and in the NIT five times (including winning the 1988 NIT title).

Overall Record:	725-311 (.700)
Overall Record at Connecticut:	477-174 (.733)
BIG EAST Record (includes tournament):	243-128 (.655)
Overall Record at Northeastern:	248-137 (.644)
ECAC North Atlantic Record (includes tournament):	68-14 (.829)
Overall National Postseason Record:	48-19 (.716)
National Postseason Record at Connecticut:	45-14 (.763)
NCAA Record at Connecticut:	33-10 (.767)
NIT Record at Connecticut:	12-4 (.750)
BIG EAST Tournament Record:	28-13 (.683)
ECAC North Atlantic Tournament Record:	13-2 (.867)

NCAA Championship Appearances (18) (13 at Connecticut, 5 at Northeastern)

1981, 1982, 1984, 1985, 1986, 1990, 1991, 1992, 1994, 1995,
1996, 1998, 1999, 2000, 2002, 2003, 2004, 2005

NCAA Championships (2) 1999, 2004

NCAA Final Four (2) 1999, 2004

NCAA Elite Eight (6) 1990, 1995, 1998, 1999, 2002, 2004

NCAA Sweet 16 (10) 1990, 1991, 1994, 1995, 1996, 1998, 1999, 2002, 2003, 2004

National Invitation Tournament Appearances (5) 1988, 1989, 1993, 1997, 2001

NIT Championships (1) 1988

BIG EAST Regular Season Championships (9) 89-90, 93-94, 94-95, 95-96, 97-98, 98-99, 01-02, 02-03, 04-05

BIG EAST Tournament Championships (6) 1990, 1996, 1998, 1999, 2002, 2004

ECAC North/ ECAC NAC Regular Season Championships (5) 80-81, 81-82, 83-84, 84-85, 85-86

ECAC North/ ECAC NAC Tournament Championships (5) 1981, 1982, 1984, 1985, 1986


University of Connecticut-- 1986-present

Year	W-L Overall	Pct.	W-L BIG EAST	Pct.	Final National Ranking	Postseason
2005-06	22-1	.956	9-1	.900	--	--
2004-05	23-8	.742	13-3	.813	13/17	NCAA 2nd Rd
2003-04	33-6	.846	12-4	.750	7/1	NCAA Champions
2002-03	23-10	.697	10-6	.625	23/11	NCAA Sweet 16
2001-02	27-7	.794	13-3	.813	10/6t	NCAA Elite 8
2000-01	20-12	.625	8-8	.500	-	NIT 2nd Rd
1999-00	25-10	.714	10-6	.625	20/-	NCAA 2nd Rd
1998-99	34-2	.944	16-2	.889	3/1	NCAA Champions
1997-98	32-5	.865	15-3	.833	6/7	NCAA Elite 8
1996-97	18-15	.545	7-11	.389	-	NIT 3rd Place
1995-96	30-2	.938	17-1	.944	3/8	NCAA Sweet 16
1994-95	28-5	.848	16-2	.889	8/6	NCAA Elite 8
1993-94	29-5	.853	16-2	.889	4/7	NCAA Sweet 16
1992-93	15-13	.536	9-9	.500	-	NIT
1991-92	20-10	.667	10-8	.556	-	NCAA 2nd Rd
1990-91	20-11	.645	9-7	.563	-	NCAA Sweet 16
1989-90	31-6	.838	12-4	.750	3/3	NCAA Elite 8
1988-89	18-13	.581	6-10	.375	-	NIT Quarterfinals
1987-88	20-14	.588	4-12	.333	-	NIT Champions
1986-87	9-19	.321	3-13	.188	-	-

Northeastern University-- 1972-1986

Year	W-L Overall	Pct.	W-L ECAC NAC	Pct.	Postseason
1985-86	26-5	.839	16-2	.889	NCAA
1984-85	22-9	.710	13-3	.813	NCAA
1983-84	27-5	.844	14-0	1.000	NCAA 2nd Rd
1982-83	13-15	.464	4-6	.400	-
1981-82	23-7	.767	8-1	.889	NCAA 2nd Rd
1980-81	24-6	.800	-	-	NCAA 2nd Rd
1979-80	19-8	.704	-	-	-
1978-79	13-13	.500	-	-	-
1977-78	14-12	.538	-	-	-
1976-77	12-14	.462	-	-	-
1975-76	12-13	.480	-	-	-
1974-75	12-12	.500	-	-	-
1973-74	12-11	.522	-	-	-
1972-73	19-7	.731	-	-	-





RASHAD ANDERSON

Senior, Guard/Forward, 6-5, 215

Lakeland, Florida



At Connecticut: Has appeared in 119 career games, starting 31... Has scored 1,315 career points, averaging 11.1 points per game... Has made 38.7% of his career three-point attempts (245-of-633)... One of only five players in UConn history to have made 200 or more three-pointers in his career, joining Ben Gordon, Chris Smith, Richard Hamilton and Ray Allen.



As a Senior in 2005-06: Averaging 13.9 points per game off the bench in only 22.5 minutes of play... Shooting 42.5% from three-point range... Has reached double figures in 19 games and has cracked the 20-point mark five times... Comes off 18 points in the win at Seton Hall... Had 15 points in the win at Providence... Had 21 points in the win over Syracuse... Had a double-double in the win over LSU, including a career-best ten rebounds... Had 25 points in the BIG EAST opener at Marquette... Had 20 points in the win over Quinnipiac... Named the BIG EAST Co-Player of the Week on December 27... Scored a career-best 33 points, including seven-of-seven from three-point range, in only 22 minutes in the win over Morehead State... Had 20 points in only 16 minutes vs. Texas Southern... Had 16 points in 19 minutes in the win over Army... Hit for double figures in the final two games in Maui, including a team-high 14 points in the title game win over Gonzaga... Had nine points in the season opener at Pepperdine, reaching the 1,000-point mark for his career in the process.

As a Junior in 2004-05: Started 15 of 24 games at the shooting guard spot... Named NABC All-District Second Team... Averaged 11.9 points per game, No. 3 on the team... Returned to action in the BIG EAST Tournament after missing seven games due to a skin abscess in his right leg and resulting complications that caused him to be hospitalized... He was hospitalized on February 8 and released on February 21... Named the BIG EAST Co-Player of the Week on February 7... Had 21 points in only 22 minutes off the bench vs. St. John's... Had a game-high 21 points off the bench in the win over Villanova... Scored a game-high 22 points and matched his career-high with seven rebounds in the win at West Virginia... Hit for 19 points, including five-of-ten from three-point range, in loss to Pittsburgh... Had 27 points, including 16 in the final 13 minutes of the game, in win over Rice... Named the BIG EAST Co-Player of the Week on December 20, following his efforts in the win over Rice... Scored a team-high 23 points in the season opener against Buffalo, hitting on four three-pointers... Averaged 14.5 points during British Tour... Named to the Preseason All-BIG EAST Second Team.

As a Sophomore in 2003-04: Averaged 11.2 points per game (No. 3 on the squad) in 39 contests, starting 12 games... Reached double figures in 12 of the last 15 contests and 19 total games on the season... Named to the NCAA Final Four All-Tournament team after scoring 18 points vs. Georgia Tech and 14 points vs. Duke in San Antonio... Averaged 17.3 points and shot 48.8% from three (21-of-43) in the NCAA Tournament... His 21 three's in the tournament are a UConn single tournament record... Named to the Phoenix Regional All-Tournament team... Had a career-best 28 points in the NCAA Elite Eight win over Alabama, tying his own school-NCAA record with six three's... Scored 22 points in the NCAA First Round win over Vermont, including six three-pointers... Had 14 points in the BIG EAST title game vs. Pitt, including a pair of three-pointers in the final six minutes... Scored 19 in the semifinal win over Villanova... Hit the game-tying three-pointer with seven seconds left in regulation in the overtime win at Villanova... Hit for 17 points, including five three's, in the win at St. John's... Had a game-high 19 points in the win over Miami, hitting on five-of-seven three-pointers... Named the BIG EAST Player of the Week on February 2... Had 16 points in the win at Boston College, including a huge three-pointer and a pair of free throws in the final two minutes... Had a then-career-high 26 points, including six-of-nine shooting from three, in the win at Virginia Tech... Had a 16-point performance at North Carolina, hitting on four three-pointers.

As a Freshman in 2002-03: Played in all 33 games, starting the last four contests of the regular season... Fourth on the team in scoring at 8.2 points per game... Second on the team with 55 three-pointers... Scored 21 points in the BIG EAST semifinal win over Syracuse... Had a career-best 22 points, including 6-of-9 shooting from three-point range, at Notre Dame... Scored 13 points in the win over Syracuse... Had a career-best 22 points at Virginia Tech on February 5, making him the ninth player in 17 seasons under Jim Calhoun at UConn to score 20 points off the bench in a game... In the win over Villanova, Anderson had a game-high 18 points in only 15 minutes of play... In the win over Virginia Tech on January 14, Anderson scored seven straight points to key a 20-2 second half run... In the win over St. Bonaventure, it took Anderson only six seconds after checking into the game to fire and hit his first three-pointer, keying a Husky comeback from an early 10-point deficit... In the back-to-back wins over UMass (16 points) and UNC Asheville (13 points), Anderson scored 29 points in 35 total minutes off the bench, hitting on 9-of-17 shots from the field and 7-of-13 from three-point range. He also keyed the comeback in the UMass game, hitting three three-pointers in the crushing 29-2 second half run and knocked down 4-of-6 three's in the win over Asheville.

Before UConn: Averaged 22.8 points for his high school career and finished as the second leading scorer in Kathleen history... Averaged 26 points, seven rebounds and five assists as a senior... Averaged 24 points, seven rebounds and four assists as a junior... Team went 106-24 in his four seasons.

Personal Information: Rashad Shaheed Anderson... Political Science major... Born November 9, 1983.

Career-- All Games	
Points	33 Morehead St. (12/23/05)
FG Made	12 Morehead St. (12/23/05)
FG Atts.	20 Alabama (3/27/04)
3-Pt. FG	7 Morehead St. (12/23/05)
3-Pt. FGA	14 Rice (12/19/04)
FT	9 Villanova (2/2/05)
FT Att.	10 Rice (12/19/04)
Off. Reb.	3 Three Times
Def. Reb.	7 Two Times
Total Reb.	10 LSU (1/7/06)
Assists	4 Providence (3/5/03)
TO	6 Vanderbilt (3/25/04)
Blocks	2 Four Times
Steals	3 Three Times
Minutes	38 Sacred Heart (12/28/04)

Career-- BIG EAST Regular Season Games	
Points	26 Virginia Tech (1/28/04)
FG Made	9 Two Times
FG Atts.	19 Marquette (1/3/06)
3-Pt. FG	6 Three Times
3-Pt. FGA	13 Marquette (1/3/06)
FT	9 Villanova (2/2/05)
FT Att.	10 Villanova (2/2/05)
Off. Reb.	3 Rutgers (2/19/03)
Def. Reb.	7 West Virginia (1/25/05)
Total Reb.	7 West Virginia (1/25/05)
Assists	4 Providence (3/5/03)
TO	4 Two Times
Blocks	2 Four Times
Steals	3 St. John's (1/25/06)
Minutes	31 Two Times

2005-06 Season	
Points	33 Morehead St. (12/23/05)
FG Made	12 Morehead St. (12/23/05)
FG Atts.	19 Marquette (1/3/06)
3-Pt. FG	7 Morehead St. (12/23/05)
3-Pt. FGA	13 Marquette (1/3/06)
FT	5 Pittsburgh (1/31/06)
FT Att.	5 Two Times
Off. Reb.	3 LSU (1/7/06)
Def. Reb.	7 LSU (1/7/06)
Total Reb.	10 LSU (1/7/06)
Assists	3 Syracuse (2/8/06)
TO	4 Louisville (1/21/06)
Blocks	2 Syracuse (1/16/06)
Steals	3 St. John's (1/25/06)
Minutes	32 LSU (1/7/06)



RASHAD ANDERSON GAME-BY-GAME STATISTICS

[illegible]

RASHAD ANDERSON CAREER STATISTICS

OVERALL			Total		3-Point		Rebs										
Year	GP-GS	Min/Avg	FG-FGA	Pct	FG-FGA	Pct	FT-FTA	Pct	Off-Def	Tot	Avg	PF-FO	Ast	TO	Blk	Stl	Pts/Avg
2002-03.	33-4	489/14.8	93-232	.401	55-140	.393	31-40	.775	12-30	42	1.3	47-1	24	32	6	9	272/8.2
2003-04.	39-12	864/22.2	150-343	.437	87-212	.410	51-65	.785	36-77	113	2.9	56-0	31	43	10	24	438/11.2
2004-05.	24-15	614/25.6	89-248	.359	46-147	.313	62-77	.805	23-59	82	3.4	30-0	26	30	7	17	286/11.9
2005-06	23-0	518/22.5	115-251	.458	57-134	.425	32-46	.696	14-56	70	3.0	27-0	16	20	8	21	319/13.9
TOTAL	119-31	2485/20.9	447-1074	.416	245-633	.387	176-228	.772	85-222	307	2.6	160-1	97	125	31	71	1315/11.1
BIG EAST			Total		3-Point		Rebs										
Year	GP-GS	Min/Avg	FG-FGA	Pct	FG-FGA	Pct	FT-FTA	Pct	Off-Def	Tot	Avg	PF-FO	Ast	TO	Blk	Stl	Pts/Avg
2002-03.	16-1	255/15.9	52-129	.403	30-77	.390	18-19	.947	8-19	27	1.7	23-1	12	17	3	6	152/9.5
2003-04.	16-3	344/21.5	59-135	.437	36-89	.404	19-23	.826	17-25	42	2.6	28-0	12	10	5	8	173/10.8
2004-05.	10-5	253/25.3	39-94	.415	20-58	.345	26-32	.813	5-29	34	3.4	10-0	9	15	6	5	124/12.4
2005-06	10-0	239/23.9	47-111	.423	26-68	.382	13-18	.722	7-17	24	2.4	10-0	6	10	6	9	133/13.3
TOTAL	52-9	1091/21.0	197-469	.420	112-292	.384	76-92	.826	37-90	127	2.4	71-1	39	52	20	28	582/11.2





HILTON ARMSTRONG

Senior, Forward/Center, 6-11, 235

Peekskill, New York



At Connecticut: Has appeared in 120 career contests, starting 45... Averaging 4.3 points and 3.8 rebounds in his career.

As a Senior in 2005-06: Has appeared in all 23 games, starting 22, and is averaging 9.8 points, 7.0 rebounds and 3.0 blocks per game... Comes off nine points and a career-best 13 rebounds in

the win at Seton Hall... Had 16 points and eight rebounds in the win at Indiana... Had 16 points, 12 rebounds and three blocks in the win at Providence... Had a career-high tying eight blocked shots in the win over Syracuse... Had the best BIG EAST game of his career, scoring 19 points and blocking six shots in the win over Georgetown... Had 14 points, grabbing 10 boards and blocking six shots in the win over Cincinnati... Had 11 points, all in the second half, in the win over LSU... Had a career-best 26 points in the win over Quinnipiac, also grabbing ten rebounds for his second straight double-double... Had 11 points, 11 rebounds and eight blocks in the win over Stony Brook... Named to the All-Tournament team at the Maui Invitational... Had five blocked shots in the title game win over Gonzaga... Had a then career-best 14 points and eight boards in the win over Arizona... Recorded eight points and seven rebounds in the opener at Pepperdine.

As a Junior in 2004-05: Averaged 3.8 points and 3.4 rebounds in 12.4 minutes of play in 30 games off the Husky bench... Had nine points in a career-high 28 minutes in the win at Providence... Had six points, four boards and two assists in 15 minutes at Syracuse... Had one of the best all-around efforts of his Husky career, scoring five points, grabbing ten boards and blocking two shots in 18 critical minutes vs. Villanova... Scored 11 points in a season-high 23 minutes vs. Pittsburgh... Missed the Rutgers game after he sprained the MCL in his right knee in the loss at Oklahoma... Scored 11 points and blocked a career-best six shots in the win over Quinnipiac... Had nine points and nine rebounds in only 11 minutes in the win over Northeastern... Had five blocked shots, along with seven boards in 15 minutes vs. Florida International... Had five points and five rebounds in the opener vs. Buffalo... Averaged 8.5 points and 5.3 rebounds in UConn's six exhibition games.

As a Sophomore in 2003-04: Averaged 2.4 points and 2.8 rebounds in 35 games, starting in place of an injured Emeka Okafor in the Quinnipiac game... Had six points and three boards in 14 minutes vs. Miami... Had five points and six rebounds in 14 minutes vs. Syracuse... Missed the games vs. Iona and Ball State with a sprained right ankle... Notched his first career double-double in the Quinnipiac game, scoring 11 points and grabbing 12 boards and also blocking four shots.

As a Freshman in 2002-03: Played in 32 games, starting the last 22... Averaged 2.8 points and 2.8 rebounds... Also blocked 24 shots... Shot 54.5% from the field... Had a career-best 12 points, seven boards and three blocks in his first career start vs. Virginia Tech on January 14... Had a career-best five assists in the win over Villanova on January 25.

Before UConn: Top 100 national recruit... Averaged 14.1 points, 12.8 rebounds, 4.6 blocked shots and 2.1 assists for Peekskill HS... Scored nine points and grabbed seven rebounds for New York team in Wendy's Classic... Selected All-State, First Team All-Section and First Team All-Westchester County by the *Journal News*... Helped lead Peekskill to NY State Class B Championship game, earning All-Tournament honors after scoring 11 points and grabbing 14 rebounds in title game loss... Attended same HS as former National College Player of the Year and current NBA All-Star Elton Brand.

Personal Information: Hilton Armstrong Jr. ... Political Science major... Born November 23, 1984... Father Hilton Sr. played at Mount Vernon HS, the same high school that produced former Husky guard Ben Gordon.

Career-- All Games		
Points	26	Quinnipiac (12/30/05)
FG Made	11	Quinnipiac (12/30/05)
FG Atts.	14	Quinnipiac (12/30/05)
3-Pt. FG	1	Morehead St. (12/23/05)
3-Pt. FGA	1	Two Times
FT	8	Two Times
FT Att.	10	Providence (1/28/06)
Off. Reb.	6	Seton Hall (2/11/06)
Def. Reb.	10	Stony Brook (12/28/05)
Total Reb.	13	Seton Hall (2/11/06)
Assists	5	Villanova (1/25/03)
TO	6	Army (11/29/05)
Blocks	8	Two Times
Steals	3	Morehead St. (12/23/05)
Minutes	34	St. John's (1/25/06)

Career-- BIG EAST Regular Season Games		
Points	19	Georgetown (1/14/06)
FG Made	8	Georgetown (1/14/06)
FG Atts.	10	Cincinnati (1/9/06)
3-Pt. FG	n/a	
3-Pt. FGA	n/a	
FT	8	Providence (1/28/06)
FT Att.	10	Providence (1/28/06)
Off. Reb.	6	Seton Hall (2/11/06)
Def. Reb.	9	Providence (1/28/06)
Total Reb.	13	Seton Hall (2/11/06)
Assists	5	Villanova (1/25/03)
TO	5	Syracuse (2/8/06)
Blocks	8	Syracuse (1/16/06)
Steals	2	Three Times
Minutes	34	St. John's (1/25/06)

2005-06 Season		
Points	26	Quinnipiac (12/30/05)
FG Made	11	Quinnipiac (12/30/05)
FG Atts.	14	Quinnipiac (12/30/05)
3-Pt. FG	1	Morehead St. (12/23/05)
3-Pt. FGA	1	Two Times
FT	8	Two Times
FT Att.	10	Providence (1/28/06)
Off. Reb.	6	Seton Hall (2/11/06)
Def. Reb.	10	Stony Brook (12/28/05)
Total Reb.	13	Seton Hall (2/11/06)
Assists	2	Two Times
TO	6	Army (11/29/05)
Blocks	8	Two Times
Steals	3	Morehead St. (12/23/05)
Minutes	34	St. John's (1/25/06)



2005-2006	FG-A	3FG-A	FT-A	REBS			PF	TP	A	TO	BLK	S	M	vs. Utah	FG-A	3FG-A	FT-A	REBS			PF	TP	A	TO	BLK	S	M	1-7	1	1	0	1	21
at Pepperdine (s)	3-4	0-0	2-3	3	4	7	3	8	1	5	4	0	27	Lehigh	3-5	0-0	1-2	1	4	5	1	4	0	2	0	0	15	1	4	0	2	0	15
vs. Arkansas (s)	1-2	0-0	3-4	1	4	5	5	8	0	0	1	0	14	Army	1-3	0-0	0-0	2	1	3	3	2	0	1	2	0	8	0	1	2	0	8	
vs. Arizona (s)	3-4	0-0	8-9	2	6	8	3	14	1	0	1	0	28	Quinnipiac (s)	5-6	0-0	1-4	4	8	12	4	11	0	2	4	1	26	0	2	4	1	26	
vs. Gonzaga (s)	2-4	0-0	1-5	3	4	7	1	5	2	2	5	1	31	Iona	DID NOT PLAY-- injured																		
Army (s)	3-5	0-0	4-4	2	4	6	2	10	0	6	0	0	29	Ball State	DID NOT PLAY-- injured																		
Texas Southern (s)	3-4	0-0	2-2	1	4	5	2	8	0	1	0	1	22	UMass	1-1	0-0	2-2	0	4	4	1	4	0	1	1	0	11	0	1	1	0	11	
Massachusetts (s)	1-3	0-0	1-1	1	3	4	3	3	1	5	3	0	16	at Rice	2-3	0-0	1-2	0	3	3	1	5	0	0	2	0	12	0	0	2	0	12	
New Hampshire	1-4	0-0	0-1	2	6	8	2	2	1	1	1	0	19	at Rutgers	DID NOT PLAY-- injured																		
Morehead State (s)	3-4	1-1	0-0	1	5	6	4	7	1	1	2	3	22	Oklahoma	0-0	0-0	0-0	0	0	0	1	0	0	1	0	0	6	0	1	0	0	6	
Stony Brook (s)	5-8	0-0	1-4	1	10	11	0	11	1	3	8	1	23	Georgetown	1-2	0-0	0-0	1	1	2	3	2	0	0	0	0	7	0	1	0	0	7	
Quinnipiac (s)	11-14	0-0	4-6	4	6	10	0	26	0	1	2	0	27	at North Carolina	0-0	0-0	0-0	0	0	0	1	0	0	0	0	0	3	0	0	0	0	3	
at Marquette (s)	3-5	0-0	6-8	2	2	4	2	12	0	2	0	1	26	Pittsburgh	DID NOT PLAY																		
Louisiana State (s)	4-6	0-0	3-4	0	3	3	4	11	0	0	4	1	20	Providence	1-3	0-0	0-0	1	2	3	0	2	0	0	0	0	6	0	0	0	0	6	
Cincinnati (s)	7-10	0-0	0-0	3	7	10	1	14	0	1	6	1	33	at Virginia Tech	1-1	0-0	0-0	1	0	1	1	2	0	2	0	0	7	0	2	0	0	7	
Georgetown (s)	8-10	0-0	3-3	2	3	5	3	19	1	1	6	2	32	at Boston College	0-1	0-0	1-2	3	1	4	3	1	0	2	1	0	4	0	2	1	0	4	
at Syracuse (s)	1-4	0-0	0-0	0	4	4	4	2	1	4	8	0	29	Syracuse	2-5	0-0	1-3	3	3	6	4	5	1	0	0	0	14	1	0	0	0	14	
at Louisville (s)	2-2	0-0	2-2	1	2	3	3	6	0	2	3	1	23	West Virginia	2-3	0-0	0-1	2	4	6	2	4	1	0	2	0	12	1	0	2	0	12	
St. John's (s)	1-5	0-0	2-2	2	4	6	1	4	2	1	3	1	34	at Notre Dame	0-0	0-0	0-0	0	0	0	1	0	0	0	0	0	1	0	0	0	0	1	
at Providence (s)	4-8	0-0	8-10	3	9	12	3	16	1	3	3	0	33	at Pittsburgh	0-0	0-0	0-0	0	0	0	0	0	0	0	0	1	0	3	0	1	0	3	
Pittsburgh (s)	1-4	0-0	3-4	1	6	7	5	5																									

OVERALL			Total		3-Point		Rebs										
Year	GP-GS	Min/Avg	FG-FGA	Pct	FG-FGA	Pct	FT-FTA	Pct	Off-Def	Tot	Avg	PF-FO	Ast	TO	Blk	Stl	Pts/Avg
2002-03.	32-22	346/10.8	36-66	.545	0-0	.000	16-32	.500	34-56	90	2.8	61-1	22	30	24	8	88/2.8
2003-04.	35-1	318/9.1	32-64	.500	0-1	.000	19-40	.475	35-63	98	2.8	55-0	9	21	24	5	83/2.4
2004-05.	30-0	373/12.4	41-79	.519	0-0	.000	32-61	.525	35-68	103	3.4	61-1	17	31	36	9	114/3.8
2005-06	23-22	599/26.0	82-135	.607	1-2	.500	60-87	.690	47-113	160	7.0	57-2	16	51	69	16	225/9.8
TOTAL	120-45	1636/13.6	191-344	.555	1-3	.333	127-220	.577	151-300	451	3.8	234-4	64	133	153	38	510/4.3
BIG EAST			Total		3-Point		Rebs										
Year	GP-GS	Min/Avg	FG-FGA	Pct	FG-FGA	Pct	FT-FTA	Pct	Off-Def	Tot	Avg	PF-FO	Ast	TO	Blk	Stl	Pts/Avg
2002-03.	16-15	215/13.4	19-39	.487	0-0	.000	11-17	.647	20-37	57	3.6	38-1	14	18	18	6	49/3.1
2003-04.	14-0	99/7.1	12-27	.444	0-0	.000	4-9	.444	17-14	31	2.2	23-0	3	8	6	1	28/2.0
2004-05.	15-0	211/14.1	22-42	.524	0-0	.000	17-31	.548	18-33	51	3.4	37-1	12	15	14	5	61/4.1
2005-06	10-10	295/29.5	36-63	.571	0-0	.000	27-36	.750	23-49	72	7.2	25-1	8	22	37	8	99/9.9
TOTAL	55-25	820/14.9	89-171	.520	0-0	.000	59-93	.634	78-133	211	3.8	123-3	37	63	75	20	237/4.3



JOSH BOONE

Junior, Forward/Center, 6-10, 237
Mt. Airy, Maryland



At Connecticut: Has started 89 of 92 career appearances, averaging 9.2 points and 7.0 rebounds... Has 19 career double-doubles.

As a Junior in 2005-06: Has started 21 of 23 games at the power forward spot... Averaging 10.3 points, 7.0 rebounds and 2.4 blocks per game... Has five double-doubles on the year... Had ten points, 11 boards and four blocks in the win over Syracuse... Had 16 points in the

win at Indiana... Had 16 points, seven rebounds and three blocks in the win over Pittsburgh... Had nine points and 13 rebounds in the win at Providence... Had nine points, eight boards and seven blocked shots in the win over St. John's... Had 18 points and ten rebounds in the win at Syracuse... Did not start the win over Morehead State after starting 55 straight games, but had 14 points and four blocks off the bench... Had 13 points and ten boards in the win over UMass... Had 17 points, 12 rebounds and six blocks in the win over Texas Southern... Recorded 18 points and 12 rebounds in the season opener at Pepperdine... Unanimous selection to the Preseason All-BIG EAST First Team and a candidate for National Player of the Year honors on the Wooden, Naismith and Rupp Award lists.

As a Sophomore in 2004-05: Started all 31 games at the center spot... 2004-05 BIG EAST Defensive Player of the Year... All-BIG EAST Second Team selection... Named NABC & USBWA All-District First Team... Averaged 12.4 points, 8.4 rebounds and 2.9 blocks per game... Had a double-double in 11 games on the year... Had 21 points in the win at Rutgers... Had 11 points and ten boards in the win at Providence... Had 16 points, 11 boards and four blocks in the loss to North Carolina... Blocked a career-best nine shots, along with seven points and eight rebounds in the win over St. John's... Had a team-high 20 points in the win at Seton Hall, including a perfect eight-of-eight from the field... Had a 20-point, 12-rebound, six-block performance in the win over Rutgers... Registered an 18-point, 15-rebound effort in the loss to Boston College... Scored 20 or more points in four straight games to end the month of December, reaching a new career-high with 22 points in the win over Quinnipiac... Also blocked a career-best eight shots and grabbed ten boards vs. Quinnipiac... Scored 20 points and added ten boards in the win over Sacred Heart... Had 20 points in the win over CCSU, also grabbing 11 boards and blocking four shots... Scored 20 points, along with 14 rebounds, in the win over Rice... Had 19 points in the win over Northeastern, grabbing 14 boards as well... Had 14 points, 11 boards and four blocks vs. Florida International... Had 18 points along with 11 boards and four blocks in the opener vs. Buffalo... Named to the Preseason All-BIG EAST Second Team.

As a Freshman in 2003-04: BIG EAST All-Rookie team selection... Starter in 37 of 38 appearances at the power forward spot... Averaged 5.9 points, 5.8 rebounds and 1.7 blocks... Shot 55.4% from the field... Was outstanding in the Final Four, scoring nine points in both games and grabbing 14 rebounds in the National Semifinal win over Duke... Had an outstanding BIG EAST Tournament, averaging 8.0 points and 11.3 rebounds in three games... Set a BIG EAST Tournament record for rebounds in a game by a freshman with 16 in the quarterfinal win over Notre Dame... Had 11 points, nine boards and three blocks at Villanova on February 28, including the game-winning basket with five seconds left... Had his second double-double of the season, matching his then career-high with 12 points and grabbing 11 boards in the win over Notre Dame on February 21... Returned to the starting line-up at Pittsburgh on Feb. 15 and had one of his best games as a Husky, recording career-highs with 12 points and 13 rebounds in 34 minutes... Injured his left shoulder in the first half vs. Syracuse and only played seven minutes... Missed the game vs. West Virginia and returned to action off the bench in the Notre Dame contest... Had ten points vs. Pittsburgh on Jan. 19... Matched his then career-best with ten points at North Carolina... Had a then career-best ten points in the win over UMass, making all four attempts from the field, and adding a career-high three steals... Had eight points, 11 rebounds and three blocks in the win over Nevada on November 19... In the opener vs. Yale, Boone became the 12th freshman under Jim Calhoun to start the season opener.

Before UConn: Attended prep school at West Nottingham Academy in Colora, MD... Averaged 28 points, 16 rebounds and 9.7 blocks per game at West Nottingham... Graduated from South Carroll High School in Winfield, MD in 2002 with a 3.6 grade-point average and scored 1200 on his SAT's... His team finished 20-6 as a senior and advanced to the state semifinals... Josh averaged 20 points, 14.4 rebounds and seven blocked shots per game as a senior at South Carroll... Named the Carroll County Player of the Year and First Team All-Metro as a senior.

Personal Information: O. Joshua Boone... Psychology major... Born November 21, 1984.

Career-- All Games	
Points	22 Quinnipiac (12/30/04)
FG Made	10 Two Times
FG Atts.	15 Syracuse (1/16/06)
3-Pt. FG	
3-Pt. FGA	
FT	10 Boston College (1/5/05)
FT Att.	11 Boston College (1/5/05)
Off. Reb.	9 Two Times
Def. Reb.	11 Two Times
Total Reb.	16 Notre Dame (3/11/04)
Assists	3 Seven Times
TO	6 Indiana (12/4/04)
Blocks	9 St. John's (2/5/05)
Steals	3 Three Times
Minutes	38 Two Times

Career-- BIG EAST Regular Season Games	
Points	21 Rutgers (2/19/05)
FG Made	10 Rutgers (1/15/05)
FG Atts.	15 Syracuse (1/16/06)
3-Pt. FG	
3-Pt. FGA	

FT	10 Boston College (1/5/05)
FT Att.	11 Boston College (1/5/05)
Off. Reb.	9 Pittsburgh (2/15/04)
Def. Reb.	11 Boston College (1/5/05)
Total Reb.	15 Boston College (1/5/05)
Assists	3 Two Times
TO	5 Syracuse (2/7/05)
Blocks	9 St. John's (2/5/05)
Steals	3 Two Times
Minutes	38 Boston College (1/5/05)

2005-06 Season	
Points	18 Two Times
FG Made	9 Syracuse (1/16/06)
FG Atts.	15 Syracuse (1/16/06)
3-Pt. FG	
3-Pt. FGA	

FT	6 Two Times
FT Att.	9 Arizona (11/22/05)
Off. Reb.	9 Stony Brook (12/28/05)
Def. Reb.	7 Two Times
Total Reb.	13 Providence (1/28/06)
Assists	2 Four Times
TO	4 Arkansas (11/21/05)
Blocks	7 St. John's (1/25/06)
Steals	1 Seven Times
Minutes	38 LSU (1/7/06)




JOSH BOONE GAME-BY-GAME STATISTICS

	REBS														REBS												
	FG-A	3FG-A	FT-A	OF	DE	TOT	PF	TP	A	TO	BLK	S	M		FG-A	3FG-A	FT-A	OF	DE	TOT	PF	TP	A	TO	BLK	S	M
2005-2006															2003-2004												
at Pepperdine (s)	6-7	0-0	6-8	5	7	12	2	18	2	3	1	0	32	Yale (s)	3-4	0-0	0-0	2	2	4	0	6	0	0	2	0	20
vs. Arkansas (s)	2-4	0-0	0-0	2	5	7	3	4	0	4	0	0	28	Nevada (s)	3-4	0-0	2-3	6	5	11	1	8	1	0	3	0	31
vs. Arizona (s)	2-2	0-0	6-9	1	5	6	1	10	1	1	0	1	33	Sacred Heart (s)	1-3	0-0	1-4	1	6	7	1	3	1	1	5	1	22
vs. Gonzaga (s)	3-6	0-0	2-2	0	4	4	3	8	1	0	1	0	33	vs. Georgia Tech (s)	1-3	0-0	2-6	2	2	4	2	4	0	0	1	2	16
Army (s)	4-10	0-0	2-5	5	1	6	0	10	0	0	3	0	29	vs. Utah (s)	3-5	0-0	0-0	1	3	4	4	6	3	0	1	1	22
Texas Southern (s)	7-11	0-0	3-4	7	5	12	0	17	2	2	6	0	21	Lehigh (s)	3-5	0-0	2-6	3	3	6	2	8	1	2	5	0	30
Massachusetts (s)	6-10	0-0	1-4	4	6	10	2	13	2	1	1	0	20	Army (s)	3-3	0-0	1-2	3	2	5	0	7	0	1	0	1	17
New Hampshire (s)	1-3	0-0	2-4	2	0	2	2	4	2	1	1	0	20	Quinnipiac (s)	3-6	0-0	0-2	5	3	8	2	6	1	0	2	0	19
Morehead State	6-6	0-0	2-7	3	0	3	0	14	0	0	4	1	17	Iona (s)	2-6	0-0	0-2	1	1	2	2	4	0	0	2	0	17
Stony Brook	4-9	0-0	1-4	9	2	11	0	9	1	0	4	1	18	Ball State (s)	3-5	0-0	1-2	3	4	7	1	7	0	1	2	0	16
Quinnipiac (s)	2-5	0-0	2-6	2	2	4	2	6	1	2	4	0	21	UMass (s)	4-4	0-0	2-2	2	3	5	1	10	0	1	2	3	22
at Marquette (s)	5-7	0-0	3-8	3	3	6	3	13	0	0	5	0	22	at Rice (s)	2-2	0-0	0-0	0	1	1	3	4	0	0	0	0	6
Louisiana State (s)	2-8	0-0	0-0	1	1	2	4	4	1	0	3	1	38	at Rutgers (s)	1-4	0-0	1-2	2	3	5	0	3	0	1	2	0	15
Cincinnati (s)	3-9	0-0	1-1	4	3	7	3	7	0	1	1	0	18	Oklahoma (s)	1-3	0-0	0-0	0	4	4	3	2	2	5	0	1	18
Georgetown (s)	2-3	0-0	0-0	1	2	3	3	4	0	2	0	0	24	Georgetown (s)	2-2	0-0	2-2	0	3	3	0	6	0	0	1	0	17
at Syracuse (s)	9-15	0-0	0-3	6	4	10	2	18	1	3	1	0	33	at North Carolina (s)	5-6	0-0	0-0	3	0	3	1	10	3	2	3	1	24
at Louisville (s)	3-4	0-0	4-4	1	6	7	3	10	1	1	2	1	32	Pittsburgh (s)	5-7	0-0	0-2	3	2	5	1	10	0	0	3	1	30
St. John's (s)	2-3	0-0	5-6	1	7	8	2	9	1	2	7	1	31	Providence (s)	2-6	0-0	0-2	4	3	7	2	4	1	0	1	0	22
at Providence (s)	3-9	0-0	3-6	6	7	13	2	9	1	2	1	1	28	at Virginia Tech (s)	3-6	0-0	0-1	3	2	5	1	6	1	0	1	0	22
Pittsburgh (s)	7-10	0-0	2-3	3	4	7	4	16	0	1	3	0	27	at Boston College (s)	1-3	0-0	1-2	1	1	2	3	3	0	2	1	0	15
at Indiana (s)	7-9	0-0	2-2	3	3	6	1	16	0	1	3	0	29	Syracuse (s)	0-0	0-0	0-0	0	0	0	1	0	0	0	1	0	7
Syracuse (s)	5-9	0-0	0-2	5	6	11	0	10	0	1	4	0	30	DID NOT PLAY-- INJURED													
at Seton Hall (s)	3-5	0-0	3-4	0	5	5	3	9	0	0	0	0	16	West Virginia	2-5	0-0	0-0	3	2	5	1	4	1	0	1	1	13
at Villanova														at Notre Dame	5-10	0-0	2-3	9	4	13	2	12	0	3	2	0	34
at West Virginia														at Pittsburgh (s)	0-0	0-0	2-4	0	1	1	2	2	0	2	1	1	17
Notre Dame														Miami (s)	5-6	0-0	2-3	7	4	11	0	12	1	2	2	0	26
Villanova														at St. John's (s)	1-3	0-0	0-2	1	1	2	1	2	0	0	1	0	23
at South Florida														at Villanova (s)	5-9	0-0	1-2	6	3	9	1	11	3	0	3	0	29
Louisville														Seton Hall (s)	2-3	0-0	0-0	2	4	6	4	4	0	0	4	0	15
														at Syracuse (s)	0-1	0-0	0-0	1	2	3	1	0	0	2	0	2	16
														vs. Notre Dame (s)	4-11	0-0	0-0	5	11	16	1	8	0	0	1	0	33
														vs. Villanova (s)	4-7	0-0	3-3	5	10	15	4	11	2	0	6	1	35
														vs. Pittsburgh (s)	2-5	0-0	1-2	2	1	3	3	5	2	0	1	1	30
														vs. Vermont (s)	0-0	0-0	0-0	0	2	2	2	0	0	0	0	0	16
														vs. DePaul (s)	3-6	0-0	0-2	4	4	8	1	6	1	0	1	1	24
														vs. Vanderbilt (s)	4-6	0-0	0-0	0	4	4	2	8	0	1	1	2	28
														vs. Alabama (s)	2-4	0-0	2-9	5	0	5	3	6	0	0	0	0	24
														vs. Duke (s)	3-6	0-0	3-5	5	9	14	2	9	1	3	1	0	35
														vs. Georgia Tech (s)	4-6	0-0	1-4	5	1	6	2	9	1	0	0	0	29
														(s)-- denotes game started													
2004-2005																											
Buffalo (s)	7-11	0-0	4-4	6	5	11	2	18	1	2	4	1	27														
Florida International (s)	6-10	0-0	2-2	6	5	11	2	14	3	1	4	0	21														
Indiana (s)	4-7	0-0	4-6	3	5	8	1	12	0	6	5	0	34														
Northeastern (s)	8-13	0-0	3-5	6	8	14	1	19	3	3	3	1	31														
at UMass (s)	4-8	0-0	4-4	5	4	9	1	12	0	3	3	2	36														
Rice (s)	7-14	0-0	6-7	8	6	14	2	20	2	3	2	0	35														
Central Connecticut (s)	10-12	0-0	0-3	2	9	11	1	20	0	1	4	0	26														
Sacred Heart (s)	7-8	0-0	6-8	6	4	10	2	20	0	1	2	0	34														
Quinnipiac (s)	8-10	0-0	6-7	7	3	10	0	22	1	2	8	0	22														
Boston College (s)	4-8	0-0	10-11	4	11	15	2	18	1	3	2	1	38														
at Georgetown (s)	3-9	0-0	2-4	2	2	4	1	8	2	0	1	3	35														
at Oklahoma (s)	1-4	0-0	0-1	3	0	3	2	2	0	1	0	0	22														
Rutgers (s)	10-14	0-0	0-1	5	7	12	1	20	2	1	6	0	36														
at Seton Hall (s)	8-8	0-0	4-6	4	4	8	3	20	2	3	3	3	35														
Pittsburgh (s)	2-3	0-0	2-4	2	2	4	5	6	1	1	1	0	13														
at West Virginia (s)	3-9	0-0	0-0	5	5	10	3	6	3	1	0	1	34														
at Notre Dame (s)	3-6	0-0	0-1	1	1	2	1	6	0	2	2	0	25														
Villanova (s)	1-4	0-0	6-10	3	6	9	2	8	2	2	1	0	34														
St. John's (s)	2-4	0-0	3-7	0	8	8	2	7	1	1	9	1	32														
at Syracuse (s)	2-4	0-0	3-5	3	2	5	4	7	1	5	5	0	27														
North Carolina (s)	7-10	0-0	2-4	6	5	11	2	16	0	3	4	0	33														
at Providence (s)	4-8	0-0	3-4	2	8	10	2	11	1	2	1	0	33														
at Rutgers (s)	8-10	0-0	5-7	3	4	7	1	21	0	2	4	1	30														
Notre Dame (s)	4-6	0-0	1-2	2	6	8	3	9	1	0	3	2	31														
at Pittsburgh (s)	3-4	0-0	1-1	0	6	6	3	7	1	2	0	0	23														
Georgetown (s)	4-6	0-0	2-3																								

JOSH BOONE CAREER STATISTICS

OVERALL			Total		3-Point		Rebs										
Year	GP-GS	Min/Avg	FG-FGA	Pct	FG-FGA	Pct	FT-FTA	Pct	Off-Def	Tot	Avg	PF-FO	Ast	TO	Blk	Stl	Pts/Avg
2003-04.	38-37	835/22.0	97-175	.554	0-0	.000	32-79	.405	105-116	221	5.8	63-0	26	29	63	20	226/5.9
2004-05.	31-31	915/29.5	148-243	.609	0-0	.000	87-131	.664	111-148	259	8.4	64-2	36	66	90	20	383/12.4
2005-06	23-21	600/26.1	94-164	.573	0-0	.000	50-92	.543	74-88	162	7.0	45-0	17	28	55	7	238/10.3
TOTAL	92-89	2350/25.5	339-582	.582	0-0	.000	169-302	.560	290-352	642	7.0	172-2	79	123	208	47	847/9.2

BIG EAST			Total		3-Point		Rebs										
Year	GP-GS	Min/Avg	FG-FGA	Pct	FG-FGA	Pct	FT-FTA	Pct	Off-Def	Tot	Avg	PF-FO	Ast	TO	Blk	Stl	Pts/Avg
2003-04.	15-14	301/20.1	34-65	.523	0-0	.000	11-25	.440	42-35	77	5.1	20-0	7	12	24	5	79/5.3
2004-05.	16-16	470/29.4	64-106	.604	0-0	.000	46-71	.648	40-78	118	7.4	38-1	21	31	42	14	174/10.9
2005-06	10-10	261/26.1	42-74	.568	0-0	.000	21-37	.568	30-47	77	7.7	25-0	4	13	24	3	105/10.5
TOTAL	41-40	1032/25.2	140-245	.571	0-0	.000	78-133	.586	112-160	272	6.6	83-1	32	56	90	22	358/8.7



DENHAM BROWN

Senior, Forward, 6-6, 220

Toronto, Canada



At Connecticut: Has appeared in 124 career games, starting 86... Averaging 9.0 points in his career... Became the 39th player in UConn history to reach the 1,000-Point barrier, in the win over Texas Southern, and now has 1,119 career points.

As a Senior in 2005-06: Has played in 21 games, starting 10... Missed the games vs. UNH and Morehead State with a mild sprain of his left knee... Averaging 9.3 points per game... Had 11 points and six rebounds in

the win over Pittsburgh... Had ten points and eight rebounds in the win at Providence... Had 11 points and eight boards in the win over Syracuse... Had 11 points in the win over Cincinnati... Returned from injury in the win over Stony Brook and registered a season-high eight rebounds... Named the BIG EAST Player of the Week on November 28... Named to the All-Tournament team at the Maui Invitational after averaging 15.7 points and hitting the game-winning shot in the title game vs. Gonzaga... Had 21 points in the win over Arkansas and 17 in the win over Arizona... Recorded 16 points and grabbed six rebounds in the opener at Pepperdine.

In the summer of 2005: Competed as a member of the Canadian Senior National team, finishing No. 2 on the team in scoring at the 2005 FIBA World Championship Qualifying Tournament... Averaged 16.8 points and 5.8 rebounds per game... Led the tournament in steals per game at 2.3... Also averaged 30.0 minutes per game and shot 44.4% from three point range... Scored a game-high 28 points and added nine rebounds in an upset win over the United States... Finished the tourney with 25 points in a loss to Brazil.

As a Junior in 2004-05: Appeared in all 31 games, starting 21 times... Averaged 10.4 points and 4.0 rebounds... Started the final 16 games, averaging nearly 13 points in that stretch... Suffered a hyperextended left knee in the BIG EAST quarterfinals vs. Georgetown... Finished the regular season with a team-high 21 points in the win over Syracuse... Had 16 points and six rebounds in the win at Pittsburgh... Had 18 points in the win over Notre Dame... Had 18 points, including four-of-seven from three, in the win at Rutgers... Had his first double-double of the season, scoring 14 points and grabbing ten rebounds in the win at Providence... Had 15 points, five boards and a career-best two blocks vs. North Carolina... Had 17 points in the win over St. John's... Had a game-high and then season-high 20 points in the loss at Notre Dame... Returned to the starting lineup in the win at West Virginia, scoring seven points in 32 minutes... Had a 19-point effort in the win at Georgetown... Scored 13 points on five-of-six shooting (three-of-four from three) in only ten minutes vs. Florida International before spraining his right ankle and sitting out the rest of the contest... Averaged 14.8 points in UConn's six exhibition games.

In the Summer of 2004: Competed for the Canadian Senior National team in the Four Nations Tournament, starting all six games and leading the squad in scoring at 13.8 points per contest... Scored 25 points and grabbed seven boards in a win over Croatia... Had 19 points and 11 rebounds in a loss to Brazil and scored 14 points in a loss to China.

As a Sophomore in 2003-04: Started the first 26 games at small forward spot before coming off the bench for 12 of the last 13 contests... Finished the year tied for fourth on the team in scoring at 8.9 per contest (7.8 in BIG EAST play)... Reached double figures in 15 games and scored 20 or more points five times... Shot 43.8% from the field and 39.1% from three-point range... Had eight points in the National Semifinal win over Duke... Had 12 points in the NCAA Second Round win over DePaul... Scored 20 points in a career-high 36 minutes in the win over Pittsburgh on Jan. 19... Had 20 points in the win over Ball State... Matched his career-high with 22 points vs. Iona, hitting a career-best six-of-seven three-pointers... Named to the All-Tournament team for the Preseason NIT... Was a perfect eight-for-eight from the field with 19 points, seven boards and a career-best five assists in the win over Utah... Scored 20 points in the win over Sacred Heart, hitting on four three-pointers... Scored a career-best 22 points in the win over Nevada on November 19.

In the Summer of 2003: Averaged 12.4 points per game for Canada in the 2003 FIBA Olympic Qualifying Tournament, finishing second on the team in scoring, a team that included Steve Nash of the Dallas Mavericks... Scored 24 points in win over Mexico, 16 points in a loss to Argentina and 20 vs. Venezuela... Scored eight points in only 16 minutes vs. the United States.

As a Freshman in 2002-03: Played in all 33 games, starting 28... Fifth on the team in scoring at 7.7 points per game... Averaged 3.4 rebounds per contest... Reached double figures on 11 occasions... Had a career-high 18 points in the win over Miami on January 11... Had 15 points in the win over Rutgers... Shot 41.7% from three-point range.

Before UConn: Averaged 30 points and six rebounds per game as a junior at Bathurst Heights HS in Toronto, leading the squad to the semifinals of the provincial championships... Transferred to West Hill Collegiate for his senior season after Bathurst Heights closed... Achieved international acclaim when he scored 111 points in a single contest.

Personal Information: Denham Brown... Political Science major... Born January 6, 1983.

<u>Career-- All Games</u>	
Points	22 Two Times
FG Made	9 Notre Dame (1/30/05)
FG Atts.	16 Two Times
3-Pt. FG	6 Iona (12/20/03)
3-Pt. FGA	7 Three Times
FT	8 Two Times
FT Att.	9 Two Times
Off. Reb.	5 Three Times
Def. Reb.	8 Two Times
Total Reb.	11 Quinnipiac (12/13/03)
Assists	6 Georgetown (3/2/05)
TO	5 Five Times
Blocks	2 North Carolina (2/13/05)
Steals	4 Two Times
Minutes	47 Providence (2/15/05)
<u>Career-- BIG EAST Regular Season Games</u>	
Points	21 Syracuse (3/5/05)
FG Made	9 Notre Dame (1/30/05)
FG Atts.	15 Two Times
3-Pt. FG	4 Rutgers (2/19/05)
3-Pt. FGA	7 Rutgers (2/19/05)
FT	8 Two Times
FT Att.	9 Two Times
Off. Reb.	5 Three Times
Def. Reb.	8 Providence (2/15/05)
Total Reb.	10 Two Times
Assists	6 Georgetown (3/2/05)
TO	5 Three Times
Blocks	1 Ten Times
Steals	4 Georgetown (1/14/04)
Minutes	47 Providence (2/15/05)
<u>2005-06 Season</u>	
Points	21 Arkansas (11/21/05)
FG Made	7 Arkansas (11/21/05)
FG Atts.	16 Arkansas (11/21/05)
3-Pt. FG	2 Three Times
3-Pt. FGA	5 Two Times
FT	7 Cincinnati (1/9/06)
FT Att.	9 Cincinnati (1/9/06)
Off. Reb.	5 Marquette (1/3/06)
Def. Reb.	7 Two Times
Total Reb.	8 Three Times
Assists	5 Texas Southern (12/2/05)
TO	5 Two Times
Blocks	1 Six Times
Steals	2 Four Times
Minutes	33 Arkansas (11/21/05)



DENHAM BROWN GAME-BY-GAME STATISTICS

[illegible]

DENHAM BROWN CAREER STATISTICS

OVERALL		Total			3-Point			Rebs									
Year	GP-GS	Min/Avg	FG-FGA	Pct	FG-FGA	Pct	FT-FTA	Pct	Off-Def	Tot	Avg	PF-FO	Ast	TO	Blk	Stl	Pts/Avg
2002-03.	33-28	712/21.6	100-221	.452	30-72	.417	24-41	.585	35-77	112	3.4	49-1	36	51	5	23	254/7.7
2003-04.	39-27	975/25.0	130-297	.438	36-92	.391	51-70	.729	37-116	153	3.9	55-1	48	58	3	21	347/8.9
2004-05.	31-21	815/26.3	112-263	.426	31-103	.301	68-84	.810	28-96	124	4.0	40-0	47	44	7	25	323/10.4
2005-06	21-10	458/21.8	69-179	.385	14-46	.304	43-50	.860	29-59	88	4.2	35-0	31	35	6	16	195/9.3
TOTAL	124-86	2960/23.9	411-960	.428	111-313	.355	186-245	.759	129-348	477	3.8	179-2	162	188	21	85	1119/9.0

BIG EAST			Total			3-Point			Rebs								
Year	GP-GS	Min/Avg	FG-FGA	Pct	FG-FGA	Pct	FT-FTA	Pct	Off-Def	Tot	Avg	PF-FO	Ast	TO	Blk	Stl	Pts/Avg
2002-03.	16-14	363/22.7	47-110	.427	13-32	.406	12-19	.632	22-38	60	3.8	20-0	19	32	4	8	119/7.4
2003-04.	16-13	443/27.7	45-116	.388	11-37	.297	23-29	.793	15-50	65	4.1	21-1	18	21	2	9	124/7.8
2004-05.	16-11	465/29.1	68-143	.476	18-55	.327	44-52	.846	12-49	61	3.8	24-0	24	28	2	11	198/12.4
2005-06	10-1	192/19.2	31-77	.403	4-19	.211	14-19	.737	17-31	48	4.8	14-0	9	15	2	7	80/8.0
TOTAL	58-39	1463/25.2	191-446	.428	46-143	.322	93-119	.782	66-168	234	4.0	79-1	70	96	10	35	521/9.0





RUDY GAY

Sophomore, Forward, 6-9, 220
Baltimore, Maryland



At Connecticut: Has played in 53 career contests, starting 48... Averaging 13.5 points and 5.9 rebounds.

As a Sophomore in 2005-06: Starter at the small forward spot... No. 1 on the team in scoring at 16.0 points per game... Has four double-doubles on the year... Comes off 18 points in the win at Seton Hall... Had 22 points, 13 rebounds, three assists, three blocks and two steals in the win over Syracuse... Named the BIG EAST Co-Player of the Week in February 6... Had his best week as a Husky to earn the honor, scoring 19 points and grabbing a career-best 12 rebounds in the win at Indiana and preceding that effort with 22 points and four steals in the win over Pittsburgh... Had 20 points, eight boards and five blocked shots in the win over St. John's... Led the team with 19 points in the win over LSU... Missed the first game of his career, vs. Quinnipiac, with a mild sprain of his left ankle... Had one of the most complete statistical performances in recent memory vs. Morehead State, recording 18 points, eight assists, six blocks, five rebounds and four steals in 28 minutes... Had 17 points and nine rebounds in the win over UMass... Had 22 points, five boards, five steals, five blocks and four assists in the win over Texas Southern... Had 17 points, ten boards and five steals in the win over Army... Scored a career-best 28 points in the win over Arkansas, hitting on 11-of-19 shots from the field... Scored 15 points, grabbed ten boards and blocked five shots in the opener at Pepperdine.

In the summer of 2005: Competed during the summer as a member of the 2005 USA Men's U21 World Championship team... Averaged 10.5 points and 5.5 rebounds in eight games, starting three contests... Also led the team with 12 blocked shots... Reached double figures in five of eight games, including one double-double.

As a Freshman in 2004-05: Named the 2004-05 National Freshman of the Year by *The Sporting News*... 2004-05 BIG EAST Rookie of the Year and a unanimous All-Rookie Team selection... Appeared in all 31 games, starting the last 26... Was named the BIG EAST Rookie of the Week five times... Averaged 11.8 points and 5.4 rebounds... Reached double figures a team-leading 22 times... Scored 17 points and blocked three shots in the NCAA First Round win over Central Florida... Had 17 points in the BIG EAST quarterfinal vs. Georgetown and a career-high six blocks in the semifinal vs. Syracuse... Had a career-best 20 points, three blocks and three steals in the win over Georgetown... Named the BIG EAST Rookie of the Week on February 28 after scoring a team-high 17 points in the win at Pittsburgh... Named the BIG EAST Rookie of the Week on February 21 after registering ten points and a career-best six assists in the win at Rutgers and 15 points and four assists in the win at Providence... Had a career-high tying 18 points in the win at Syracuse... Named the BIG EAST Rookie of the Week on February 7... Had 17 points and nine rebounds in the win over Villanova... Had a career-best 18 points, seven boards, three assists and four blocks in a career-high 37 minutes in the win at Seton Hall... Named the BIG EAST Rookie of the Week on January 3... Made his first career start in the win over Rice, scoring ten points and grabbing nine rebounds... Named the BIG EAST Rookie of the Week on December 6... Had 11 points and ten boards for his first career double-double in the win over Indiana... Led the Huskies in scoring during the six exhibition games, averaging 15.0 points per contest, 15.5 during the British Tour, including more than 20 points on two occasions.

Before UConn: Consensus First-Team All-American and widely regarded as the top-rated high school player in the country who attended college... Played for the USA Basketball Junior National Select team in April at the 2004 NCAA Final Four... Washington D.C.-Area Player of the Year... Averaged 21.2 points, 9.2 rebounds, 3.7 blocks and 1.6 steals as a senior... Averaged 14.1 points, 6.9 rebounds, blocked 85 shots and had 46 steals as a junior... All-State, All-County and All-Metro performer... Was the No. 1 rated player at the Nike All-American Camp in the summer of 2003.

Personal Information: Rudy Carlton Gay, Jr. ... Liberal arts major... Born August 17, 1986.

Career-- All Games		
Points	28	Arkansas (11/21/05)
FG Made	11	Arkansas (11/21/05)
FG Atts.	19	Two Times
3-Pt. FG	3	Three Times
3-Pt. FGA	6	Two Times
FT	9	Army (11/29/05)
FT Att.	11	Army (11/29/05)
Off. Reb.	5	Four Times
Def. Reb.	9	Syracuse (2/8/06)
Total Reb.	13	Syracuse (2/8/06)
Assists	8	Morehead St. (12/23/05)
TO	6	Arkansas (11/21/05)
Blocks	6	Two Times
Steals	5	Two Times
Minutes	39	Two Times

Career-- BIG EAST Regular Season Games		
Points	22	Two Times
FG Made	10	Syracuse (2/8/06)
FG Atts.	18	Syracuse (2/8/06)
3-Pt. FG	3	Two Times
3-Pt. FGA	6	Seton Hall (2/11/06)
FT	6	Two Times
FT Att.	9	Pittsburgh (2/26/05)
Off. Reb.	5	Two Times
Def. Reb.	9	Syracuse (2/8/06)
Total Reb.	13	Syracuse (2/8/06)
Assists	6	Rutgers (2/19/05)
TO	5	Three Times
Blocks	5	Two Times
Steals	4	Pittsburgh (1/31/06)
Minutes	39	Pittsburgh (2/26/05)

2005-06 Season		
Points	28	Arkansas (11/21/05)
FG Made	11	Arkansas (11/21/05)
FG Atts.	19	Two Times
3-Pt. FG	3	Two Times
3-Pt. FGA	6	Two Times
FT	9	Army (11/29/05)
FT Att.	11	Army (11/29/05)
Off. Reb.	5	Cincinnati (1/9/06)
Def. Reb.	9	Syracuse (2/8/06)
Total Reb.	13	Syracuse (2/8/06)
Assists	8	Morehead St. (12/23/05)
TO	6	Arkansas (11/21/05)
Blocks	6	Morehead St. (12/23/05)
Steals	5	Two Times
Minutes	35	Two Times



RUDY GAY GAME-BY-GAME STATISTICS

	REBS														REBS												
2005-2006	FG-A	3FG-A	FT-A	OF	DE	TOT	PF	TP	A	TO	BLK	S	M	2004-2005	FG-A	3FG-A	FT-A	OF	DE	TOT	PF	TP	A	TO	BLK	S	M
at Pepperdine (s)	5-14	1-2	4-6	3	7	10	2	15	3	4	5	1	34	Buffalo	2-4	0-0	4-4	2	1	3	5	8	2	3	1	2	21
vs. Arkansas (s)	11-19	1-2	5-7	1	3	4	2	28	2	6	0	4	33	Florida International	3-7	2-2	4-8	3	5	8	3	12	2	3	3	0	26
vs. Arizona (s)	2-10	0-4	2-2	0	5	5	3	6	0	5	1	0	28	Indiana	5-10	0-0	1-1	3	7	10	4	11	0	1	0	1	23
vs. Gonzaga (s)	5-10	0-3	0-1	1	1	2	4	10	0	1	0	0	21	Northeastern	3-15	0-2	1-1	5	2	7	0	7	1	1	1	0	22
Army (s)	4-7	0-0	9-11	3	7	10	2	17	2	1	2	5	30	at UMass	4-13	1-2	4-4	0	3	3	1	13	1	1	1	2	26
Texas Southern (s)	7-13	2-5	6-6	1	4	5	0	22	4	2	5	5	27	Rice (s)	4-8	1-1	1-3	5	4	9	1	10	2	4	3	1	25
Massachusetts (s)	7-16	1-1	2-3	4	5	9	3	17	1	1	1	2	26	Central Connecticut (s)	7-8	2-2	0-1	1	4	5	3	16	2	0	4	0	27
New Hampshire (s)	10-19	2-6	0-0	2	1	3	1	22	3	2	0	3	28	Sacred Heart (s)	4-10	1-2	2-3	0	4	4	1	11	2	0	1	2	30
Morehead State (s)	6-14	1-4	5-8	1	4	5	2	18	8	1	6	4	28	Quinnipiac (s)	6-7	1-1	2-4	1	5	6	2	15	2	2	1	1	24
Stony Brook (s)	4-14	0-3	1-2	1	4	5	4	9	3	2	0	2	20	Boston College (s)	5-10	1-2	2-4	5	2	7	4	13	1	3	3	0	32
Quinnipiac	DID NOT PLAY--INJURED													at Georgetown (s)	1-6	1-2	0-0	1	6	7	0	3	1	3	1	0	26
at Marquette (s)	3-12	0-3	2-2	3	4	7	5	8	5	5	0	1	29	at Oklahoma (s)	2-11	0-0	0-0	4	2	6	1	4	1	2	4	0	28
Louisiana State (s)	6-15	0-0	7-8	4	4	8	2	19	1	3	1	1	35	Rutgers (s)	6-10	1-1	1-2	4	4	8	1	14	1	1	0	1	25
Cincinnati (s)	4-11	2-3	1-2	5	4	9	2	11	4	3	2	2	28	at Seton Hall (s)	6-11	0-1	6-6	1	6	7	2	18	3	4	4	1	37
Georgetown (s)	4-8	0-1	4-4	1	4	5	1	12	1	5	2	0	34	Pittsburgh (s)	0-5	0-3	2-2	0	0	0	2	2	0	0	1	1	14
at Syracuse (s)	5-11	1-3	3-4	2	4	6	4	14	2	2	3	3	25	at West Virginia (s)	1-3	0-1	1-3	0	4	4	4	3	0	3	0	0	18
at Louisville (s)	3-10	0-2	6-6	2	4	6	1	12	3	1	0	1	36	at Notre Dame (s)	7-10	0-0	2-4	0	6	6	3	16	2	1	1	2	26
St. John's (s)	9-15	0-1	2-8	3	5	8	1	20	1	4	5	2	35	Villanova (s)	5-7	2-3	5-6	2	7	9	3	17	0	3	1	0	33
at Providence (s)	4-8	0-1	2-2	2	2	4	2	10	0	2	1	0	25	St. John's (s)	3-6	1-1	2-2	2	5	7	1	9	4	2	5	0	31
Pittsburgh (s)	9-16	1-3	3-4	1	2	3	2	22	1	0	1	4	36	at Syracuse (s)	6-13	2-5	4-4	2	5	7	1	18	2	4	1	0	36
at Indiana (s)	6-13	3-4	4-6	4	8	12	2	19	1	2	2	1	33	North Carolina (s)	4-14	1-3	4-6	2	4	6	1	13	2	4	4	2	39
Syracuse (s)	10-18	0-3	2-3	4	9	13	2	22	3	5	3	2	32	at Providence (s)	5-10	3-4	2-2	2	2	4	4	15	4	0	2	0	37
at Seton Hall (s)	7-14	3-6	1-2	1	4	5	1	18	2	1	1	1	28	at Rutgers (s)	4-10	1-5	1-2	1	3	4	2	10	6	1	1	0	32
at Villanova														Notre Dame (s)	2-7	0-0	2-2	2	5	7	3	6	1	2	1	2	30
at West Virginia														at Pittsburgh (s)	6-16	0-3	5-9	0	5	5	2	17	1	2	2	2	39
Notre Dame														Georgetown (s)	7-11	2-3	4-4	2	2	4	1	20	2	0	3	3	36
Villanova														Syracuse (s)	5-7	1-3	5-7	0	3	3	5	16	3	0	1	0	19
at South Florida														vs. Georgetown (s)	7-11	2-3	1-2	1	1	2	3	17	0	4	0	0	36
Louisville														vs. Syracuse (s)	4-10	1-4	3-4	1	2	3	3	12	0	3	6	1	34
														vs. Central Florida (s)	7-11	1-1	2-2	2	2	4	2	17	0	3	3	1	36
														vs. NC State (s)	1-5	0-0	2-4	1	2	3	3	4	0	1	0	0	25

RUDY GAY CAREER STATISTICS

OVERALL		Total			3-Point			Rebs													
Year	GP-GS	Min/Avg	FG-FGA	Pct	FG-FGA	Pct	FT-FTA	Pct	Off-Def	Tot	Avg	PF-FO	Ast	TO	Blk	Stl	Pts/Avg				
2004-05.	31-26	893/28.8	132-286	.462	28-60	.467	75-106	.708	55-113	168	5.4	71-2	48	61	59	25	367/11.8				
2005-06	22-22	651/29.6	131-287	.456	18-60	.300	71-97	.732	49-95	144	6.5	48-1	50	58	41	44	351/16.0				
TOTAL	53-48	1544/29.1	263-573	.459	46-120	.383	146-203	.719	104-208	312	5.9	119-3	98	119	100	69	718/13.5				

BIG EAST			Total		3-Point		Rebs										
Year	GP-GS	Min/Avg	FG-FGA	Pct	FG-FGA	Pct	FT-FTA	Pct	Off-Def	Tot	Avg	PF-FO	Ast	TO	Blk	Stl	Pts/Avg
2004-05.	16-16	471/29.4	69-142	.486	15-37	.405	44-59	.746	24-65	89	5.6	38-1	31	29	27	12	197/12.3
2005-06	10-10	308/30.8	58-123	.472	7-26	.269	26-37	.703	24-42	66	6.6	21-1	22	28	18	16	149/14.9
TOTAL	26-26	779/30.0	127-265	.479	22-63	.349	70-96	.729	48-107	155	6.0	59-2	53	57	45	28	346/13.3





ED NELSON

Senior, Forward, 6-8, 260
Fort Lauderdale, Florida



At Connecticut: Transferred to Connecticut in the summer of 2003 after attending Georgia Tech for his first two years of college... Sat out the 2003-04 season under NCAA transfer rules and has two seasons of athletic eligibility remaining at UConn... Appeared in 62 games in two seasons at Georgia Tech, averaging 8.3 points and 6.7 rebounds... Was the 2001-02 ACC Rookie of the Year.

As a Senior in 2005-06: Has played in 21 games, starting two, and is averaging 10.0 minutes... Averaging 3.8 points per game and 3.8 rebounds per game... Had his best rebounding game as a Husky, grabbing 13 boards in the win over Stony Brook... Had his high-scoring game at UConn after hitting for 17 points in only 15 minutes vs. Morehead State... Had his first double-double as a Husky, scoring 12 points and grabbing 11 boards in his first start at UConn against UNH... Had eight points and nine rebounds in the win over UMass... Had six points and seven boards in the win over Texas Southern... Scored four points in the opener at Pepperdine.

As a Junior in 2004-05: Saw action in all 31 games off the bench... Averaged 2.9 points and 2.2 rebounds in 9.6 minutes off the bench... Had nine points in the loss to NC State... Finished the regular season with nine points in the win over Syracuse... Had six points in the win over Georgetown... Grabbed six boards in only ten minutes at West Virginia... Scored seven points in a season-high 19 minutes at Oklahoma... Scored nine points and grabbed six boards in the win over Quinnipiac, his best totals as a Husky... Scored seven points in 18 minutes of action in the win over Rice... Scored seven points and grabbed three boards in win over Florida International... Averaged 7.3 points and 5.5 rebounds in UConn's six exhibition games, starting one game during the British Tour.

In the Summer of 2004: Averaged 9.9 points per game over eight contests as part of an NIT All-Star squad that toured China in July.

As a Sophomore at Georgia Tech in 2002-03: Played in 31 games, averaging 8.1 points and 6.5 rebounds... Averaged 13 points, and 7.3 rebounds against Duke, North Carolina, Virginia and Clemson to finish the regular season... Scored 22 points vs. Duke (2/26) on 9-of-16 from the field and grabbed 9 rebounds in the best game of his career... Ranked eighth in the ACC in rebounding with 6.5 per game... Had five double figure rebounding games total, including a season-high 13 vs. North Carolina (1/29) and 12 against Maryland (2/9)... Had 11 boards against Wake Forest (1/19) and Arkansas-Pine Bluff (11/27), also grabbed 10 vs. Elon (1/22)... Recorded 10 double-figure scoring games... Came off the bench to score 17 points against Minnesota on Dec. 4, hitting 8-of-18 field goal attempts, and snaring eight rebounds, five on the offensive end.

As a Freshman at Georgia Tech in 2001-02: Named ACC Rookie of the Year and made the ACC All-Freshmen team... Started 28 of Tech's 31 games... Led ACC freshmen in rebound average (6.9) in all games and ranked 10th overall... Also ranked fourth among ACC rookies in scoring average (8.5)... Scored 17 points on Feb. 9 to lead Tech against Duke, earning him ACC Rookie of the Week honors... Notched a season-high 18 points on 6-of-9 from the field and 6-of-10 FT in the first meeting between Tech and Maryland... Posted his second double-double of the year with 13 points and 10 rebounds against NC State (2/20)... Poured in 17 points at Florida State on 8-of-10 shooting.

Before College: Named Florida Player of the Year by *USA Today*... Averaged 26 points and 11 rebounds as a senior and led St. Thomas Aquinas to the Class 5A state title with a 29-3 record... Named Florida Player of the Year for Class 6A-5A-4A by the *Fort Lauderdale Sun-Sentinel*... Most Valuable Player of the state tournament, including 29 points and 10 rebounds in the semifinal game... First-team All-County by the *Miami Herald*.

Personal Information: Edward Richard Nelson... Criminal Justice major... Born March 18, 1982.

Career-- All Games

Points	22	Duke (2/26/03)
FG Made	9	Duke (2/26/03)
FG Atts.	18	Minnesota (12/4/02)
3-Pt. FG	n/a	
3-Pt. FGA	1	Eight Times
FT	6	Two Times
FT Att.	10	Maryland (1/13/02)
Off. Reb.	7	Two Times
Def. Reb.	10	Maryland (2/9/03)
Total Reb.	14	Two Times
Assists	5	IUPUI (12/29/01)
TO	6	Syracuse (12/21/02)
Blocks	4	Troy State (12/17/02)
Steals	3	Two Times
Minutes	34	Four Times

Career-- BIG EAST

Regular Season Games

Points	9	Syracuse (3/5/05)
FG Made	2	Six Times
FG Atts.	7	Providence (1/28/06)
3-Pt. FG		
3-Pt. FGA		
FT	5	Syracuse (3/5/05)
FT Att.	6	Syracuse (3/5/05)
Off. Reb.	4	Notre Dame (1/30/05)
Def. Reb.	3	Four Times
Total Reb.	6	West Virginia (1/25/05)
Assists	1	Seton Hall (1/17/05)
TO	1	11 Times
Blocks	1	Two Times
Steals	1	Two Times
Minutes	14	Syracuse (3/5/05)

2005-06 Season

Points	17	Morehead St. (12/23/05)
FG Made	6	Morehead St. (12/23/05)
FG Atts.	11	UMass (12/8/05)
3-Pt. FG		
3-Pt. FGA		
FT	5	Morehead St. (12/23/05)
FT Att.	6	Morehead St. (12/23/05)
Off. Reb.	7	New Hampshire (12/18/05)
Def. Reb.	8	Stony Brook (12/28/05)
Total Reb.	13	Stony Brook (12/28/05)
Assists	2	Three Times
TO	3	Stony Brook (12/28/05)
Blocks	2	New Hampshire (12/18/05)
Steals	2	UMass (12/8/05)
Minutes	22	UMass (12/8/05)



ED NELSON GAME-BY-GAME STATISTICS

	2005-2006										2002-2003									
	FG-A	3FG-A	FT-A	OF	DE	TOT	PF	TP	A	TO	BLK	S	M	FG-A	3FG-A	FT-A	OF	DE	TOT	TP
at Pepperdine	2-4	0-0	0-0	0	0	0	1	4	0	1	0	1	13	4-11	0-1	4-9	4	7	11	12
vs. Arkansas	1-1	0-0	0-0	1	1	2	1	2	0	0	1	1	13	0-4	0-0	4-6	2	3	5	4
vs. Arizona	1-2	0-0	1-1	2	1	3	0	3	0	0	0	0	5	2-9	0-0	3-6	3	3	6	5
vs. Gonzaga	0-1	0-0	0-0	0	1	1	1	0	0	0	0	0	3	8-18	0-1	1-3	5	3	8	17
Army	0-2	0-0	1-2	1	1	2	1	1	0	1	0	1	8	6-8	0-0	2-3	2	6	8	14
Texas Southern	2-3	0-0	2-2	2	5	7	3	6	0	1	1	0	17	3-9	0-0	2-5	2	3	5	8
Massachusetts	3-11	0-0	2-2	4	5	9	4	8	1	0	0	2	22	3-7	0-0	2-2	1	6	7	8
New Hampshire (s)	5-6	0-0	2-2	7	4	11	1	12	2	1	2	0	20	3-7	0-0	2-3	0	3	3	8
Morehead State (s)	6-8	0-0	5-6	2	5	7	0	17	2	0	0	0	15	1-6	0-0	0-0	3	4	7	2
Stony Brook	2-5	0-0	3-4	5	8	13	1	7	0	3	0	1	21	2-11	0-1	4-5	3	5	8	8
Quinnipiac	3-6	0-0	1-2	4	3	7	1	7	2	2	0	0	16	1-4	0-0	0-0	0	5	5	2
at Marquette	0-1	0-0	0-2	3	2	5	2	0	0	1	0	0	8	5-7	0-0	1-1	0	3	3	11
Louisiana State	0-1	0-0	0-0	0	0	0	1	0	0	0	0	0	5	0-3	0-1	0-0	1	3	4	0
Cincinnati	DID NOT PLAY													4-9	0-0	0-0	3	8	11	8
Georgetown	0-0	0-0	0-0	0	0	0	2	0	0	1	0	0	4	4-7	0-1	3-5	3	7	10	11
at Syracuse	DID NOT PLAY													2-6	0-1	3-4	2	2	4	7
at Louisville	0-1	0-0	0-0	0	0	0	2	0	0	0	0	0	1	2-7	0-0	2-3	4	9	13	6
St. John's	2-3	0-0	0-2	1	2	3	2	4	0	1	0	1	7	2-5	0-0	0-0	1	5	6	4
at Providence	1-7	0-0	4-5	1	2	3	0	6	0	1	1	0	12	3-6	0-0	3-4	2	5	7	9
Pittsburgh	0-0	0-0	0-0	0	3	3	0	0	0	1	0	0	7	2-7	0-0	5-6	2	10	12	9
at Indiana	0-0	0-0	0-0	0	0	0	1	0	0	0	0	0	0+	5-10	0-0	3-4	1	3	4	13
Syracuse	0-0	0-0	0-0	0	1	1	1	0	0	0	0	1	3	2-8	0-0	4-5	2	4	6	8
at Seton Hall	1-4	0-1	0-0	0	3	3	1	2	0	0	0	0	10	1-3	0-0	0-0	3	3	6	2
at Villanova														9-16	0-0	4-4	4	5	9	22
at West Virginia														6-8	0-0	0-0	1	6	7	12
Notre Dame														5-11	0-1	1-2	1	5	6	11
Villanova														3-9	0-0	1-1	4	3	7	7
at South Florida														3-5	0-0	0-0	2	5	7	6
Louisville														1-6	0-1	2-2	0	3	3	4
														3-9	0-0	6-7	2	2	4	12
														0-1	0-0	2-2	0	1	1	2
																				0
																				2
																				0
																				2
																				0
																				1
																				19

.....

ED NELSON CAREER STATISTICS

OVERALL			Total			3-Point			Rebs										
Year	GP-GS	Min/Avg	FG-FGA	Pct	FG-FGA	Pct	FT-FTA	Pct	Off-Def	Tot	Avg	PF-FO	Ast	TO	Blk	Stl	Pts/Avg		
2001-02.	31-28	791/25.5	101-202	.500	0-0	.000	60-106	.566	79-136	215	6.9	89-2	19	55	14	19	262/8.5		
2002-03.	31-12	784/25.3	95-237	.401	0-8	.000	62-88	.705	63-140	203	6.5	80-1	24	51	19	33	252/8.1		
2004-05.	31-0	297/9.6	32-73	.438	0-0	.000	27-39	.692	30-38	68	2.2	49-0	3	12	7	8	91/2.9		
2005-06	21-2	210/10.0	29-66	.439	0-1	.000	21-30	.700	33-47	80	3.8	26-0	7	14	5	8	79/3.8		
TOTAL	114-42	2082/18.3	257-578	.445	0-9	.000	170-263	.646	205-361	566	5.0	244-3	53	132	45	68	684/6.0		

*-- 2001-02 & 2002-03 seasons at Georgia Tech

CONFERENCE			Total			3-Point			Rebs										
Year	GP-GS	Min/Avg	FG-FGA	Pct	FG-FGA	Pct	FT-FTA	Pct	Off-Def	Tot	Avg	PF-FO	Ast	TO	Blk	Stl	Pts/Avg		
2001-02.	16-16	438/27.4	64-118	.542	0-0	.000	39-60	.650	35-70	105	6.6	48-2	9	25	9	12	167/10.4		
2002-03.	16-7	444/27.8	52-121	.430	0-3	.000	27-34	.794	34-78	112	7.0	46-1	14	24	12	15	131/8.2		
2004-05.	16-0	141/8.8	16-30	.533	0-0	.000	12-19	.632	15-13	28	1.8	27-0	1	6	1	1	44/2.8		
2005-06	8-0	52/6.5	4-16	.250	0-1	.000	4-9	.444	5-13	18	2.3	10-0	0	5	1	2	12/1.5		
TOTAL	56-23	1075/19.2	136-285	.477	0-4	.000	82-122	.672	89-174	263	4.7	131-3	24	60	23	30	354/6.3		

*-- 2001-02 & 2002-03 seasons in Atlantic Coast Conference at Georgia Tech





MARCUS WILLIAMS

Junior, Guard, 6-3, 205

Los Angeles, California



At Connecticut: Has appeared in 59 career games, starting 40 and averaging 7.7 points and 6.9 assists.

In the summer of 2005: Competed this summer as a member of the 2005 USA Men's U21 World Championship team... Averaged 4.1 points and 4.1 assists in eight games, starting six contests... Led the team in minutes at 20.4 per game.

As a Junior in 2005-06: Has appeared in 12 games, averaging 10.0 points and 8.1 assists... Leads the BIG EAST in assists at 8.2 in league games... Comes off 15 points and ten assists in the win at Seton Hall... Had 12 points and nine assists in the win at Indiana... Had 11 points and 11 assists in the win over Pittsburgh... Had nine assists in the win over St. John's... Had a team-high 15 points in the win at Louisville... Scored 14 points and added 11 assists and four steals in the win at Syracuse... Had 14 points and eight assists in his first start of the season against Georgetown... Had 11 points, six rebounds and seven assists in the win over Cincinnati... Scored the game-winning basket and had 13 points in the win over LSU... Made his season debut in the game at Marquette on January 3, handing out seven assists in 23 minutes of play... Was suspended from team activities for the first semester and returned to practice on December 18.

As a Sophomore in 2004-05: Starter at the point guard spot... Averaged a BIG EAST-leading 7.8 assists (No. 3 in the nation) and won the league assist title with 8.4 assists per game in league games... Named the 2004-05 BIG EAST Most Improved Player... Named All-BIG EAST Third Team... Named an honorable mention All-America by CNN/SI.com... Scored in double figures in ten of the last 11 games and 13 of the last 16 after only accomplishing the feat three times in his first 31 career games... Had ten or more assists eight times this season... Scored a career-high 22 points in the season finale against NC State... Had 14 points and ten assists in BIG EAST Quarterfinal win over Georgetown... Finished the regular season with his fifth double-double of the season, scoring 11 points and handing out ten assists in the win over Syracuse... Had a near triple-double with 17 points, 12 assists and nine rebounds in the win over Notre Dame... Had a 15-point, 13-assist double-double in 47 minutes in the win at Providence... Played 36 minutes and had a then career-best 18 points vs. North Carolina despite having strep throat... Battled a stomach flu in the win over St. John's and still registered nine assists in 27 minutes... Had 12 points and nine assists in the win over Villanova... Matched his career-high and his UConn single game record with 16 assists at Notre Dame, adding ten points, five rebounds and three steals... Had 11 assists vs. Pittsburgh... Had 16 points, along with seven rebounds and eight assists at Oklahoma... Had 11 points in the win at Georgetown... Had his first career double-double in the win over Quinnipiac, scoring a career-best ten points and handing out ten assists... Registered a UConn single game record 16 assists in the win over Central Connecticut... Had six points and eight assists in 31 minutes in the win over Indiana... Had seven assists in the opener vs. Buffalo... Had 54 assists in the six UConn exhibition games (9.0 per game).

As a Freshman in 2003-04: Came off the bench to average 2.9 points and 4.3 assists... Was withheld from all basketball-related activities except for practice due to academic difficulties for the final 14 regular season games and all of postseason... Had five points and six assists in only 13 minutes vs. Quinnipiac... Had a career-best nine points in the win over Army... Had 13 assists in the win over Sacred Heart, one off the school record for assists in a game... Had seven points and three assists in 17 minutes vs. Nevada... Played nine minutes in the opener vs. Yale, scoring four points and handing out three assists... Had 15 assists and only two turnovers in the exhibition game on November 13.

Before UConn: Attended Oak Hill Academy in Virginia for his senior year (2002-03)... Transferred from Crenshaw High School in Los Angeles, CA where he attended grades 9 through 11.... Averaged 12 points and 11 assists for Oak Hill, setting a single game record with 24 assists... Averaged 26 points and 10 assists as a junior for Crenshaw, earning All-City and All-State recognition.

Personal Information: Marcus Darell Williams... Political Science major... Born December 3, 1985.

<u>Career-- All Games</u>	
Points	22 NC State (3/20/05)
FG Made	7 Four Times
FG Atts.	18 Syracuse (3/11/05)
3-Pt. FG	3 Two Times
3-Pt. FGA	5 Providence (2/15/05)
FT	10 Syracuse (1/16/06)
FT Att.	13 Syracuse (1/16/06)
Off. Reb.	4 Boston College (1/5/05)
Def. Reb.	7 Notre Dame (2/21/05)
Total Reb.	9 Notre Dame (2/21/05)
Assists	16 Two Times
TO	7 Two Times
Blocks	2 Two Times
Steals	4 Two Times
Minutes	47 Providence (2/15/05)

<u>Career-- BIG EAST</u>	
<u>Regular Season Games</u>	
Points	17 Notre Dame (2/21/05)
FG Made	7 Notre Dame (2/21/05)
FG Atts.	16 Notre Dame (2/21/05)
3-Pt. FG	3 Two Times
3-Pt. FGA	5 Providence (2/15/05)
FT	10 Syracuse (1/16/06)
FT Att.	13 Syracuse (1/16/06)
Off. Reb.	4 Boston College (1/5/05)
Def. Reb.	7 Notre Dame (2/21/05)
Total Reb.	9 Notre Dame (2/21/05)
Assists	16 Notre Dame (1/30/05)
TO	7 Pittsburgh (1/31/06)
Blocks	2 Pittsburgh (1/22/05)
Steals	4 Syracuse (1/16/06)
Minutes	47 Providence (2/15/05)

<u>2005-06 Season</u>	
Points	15 Louisville (1/21/06)
FG Made	5 Two Times
FG Atts.	11 Two Times
3-Pt. FG	3 Seton Hall (2/11/06)
3-Pt. FGA	4 Louisville (1/21/06)
FT	10 Syracuse (1/16/06)
FT Att.	13 Syracuse (1/16/06)
Off. Reb.	3 Two Times
Def. Reb.	5 Indiana (2/4/06)
Total Reb.	6 Cincinnati (1/9/06)
Assists	11 Two Times
TO	7 Pittsburgh (1/31/06)
Blocks	1 Two Times
Steals	4 Syracuse (1/16/06)
Minutes	38 Syracuse (1/16/06)



MARCUS WILLIAMS GAME-BY-GAME STATISTICS

2005-2006	FG-A	3FG-A	FT-A	REBS					PF	TP	A	TO	BLK	S	M	2003-2004	FG-A	3FG-A	FT-A	REBS					PF	TP	A	TO	BLK	S	M
				OF	DE	TOT														OF	DE	TOT									
at Pepperdine	DID NOT PLAY															Yale	1-1	1-1	1-2	0	0	0	1	4	3	2	0	1	9		
vs. Arkansas	DID NOT PLAY															Nevada	2-5	0-1	3-3	0	0	0	3	7	3	1	0	2	17		
vs. Arizona	DID NOT PLAY															Sacred Heart	1-4	0-1	0-0	0	1	1	1	2	13	3	0	3	24		
vs. Gonzaga	DID NOT PLAY															vs. Georgia Tech	0-4	0-2	0-0	0	1	1	1	0	2	1	0	0	17		
Army	DID NOT PLAY															vs. Utah	0-1	0-0	0-0	0	0	0	3	0	3	3	0	2	19		
Texas Southern	DID NOT PLAY															Lehigh	0-1	0-1	1-2	1	0	1	2	1	4	1	0	1	12		
Massachusetts	DID NOT PLAY															Army	4-8	1-4	0-0	3	1	4	1	9	4	3	0	1	20		
New Hampshire	DID NOT PLAY															Quinnipiac	2-6	1-3	0-0	0	2	2	0	5	6	1	0	0	13		
Morehead State	DID NOT PLAY															Iona	0-1	0-0	0-0	1	1	2	4	0	4	2	1	0	9		
Stony Brook	DID NOT PLAY															Ball State	3-3	0-0	0-0	0	3	3	2	6	7	4	0	2	19		
Quinnipiac	DID NOT PLAY															UMass	0-0	0-0	2-2	0	1	1	3	2	5	4	0	0	15		
at Marquette	1-5	1-2	1-2													at Rice	1-3	0-1	1-2	0	0	0	0	3	6	4	0	3	11		
Louisiana State	4-11	1-2	4-6	3	2	5	3	13	6	3	0	2	24			at Rutgers	0-3	0-0	1-2	0	2	2	2	1	3	2	0	0	19		
Cincinnati	3-8	1-1	4-4	2	4	6	2	11	7	2	0	1	28			Oklahoma	2-3	0-1	0-0	1	2	3	3	4	3	4	0	1	14		
Georgetown (s)	3-7	2-3	6-6	0	2	2	2	14	8	4	0	0	33			Georgetown	1-2	0-1	0-0	0	1	1	0	2	2	2	0	0	5		
at Syracuse (s)	2-4	0-1	10-13	0	1	1	2	14	11	3	1	4	38			at North Carolina	0-1	0-1	0-0	0	0	0	2	0	1	1	0	0	3		
at Louisville (s)	5-11	1-4	4-6	1	2	3	3	15	5	4	0	2	32			Pittsburgh	DID NOT PLAY														
St. John's (s)	1-5	0-2	1-2	1	2	3	1	3	9	4	0	0	30			Providence	DID NOT PLAY														
at Providence (s)	1-3	0-1	2-2	3	0	3	1	4	5	3	0	0	30			at Virginia Tech	DID NOT PLAY														
Pittsburgh (s)	2-6	0-2	7-8	0	3	3	0	11	11	7	0	0	37			at Boston College	DID NOT PLAY														
at Indiana (s)	5-10	0-1	2-2	0	5	5	0	12	9	6	0	0	33			Syracuse	DID NOT PLAY														
Syracuse (s)	2-8	0-3	0-0	1	4	5	0	4	9	3	0	0	24			West Virginia	DID NOT PLAY														
at Seton Hall (s)	6-10	3-3	0-0	0	4	4	2	15	10	4	0	0	34			at Notre Dame	DID NOT PLAY														
at Villanova																at Pittsburgh	DID NOT PLAY														
at West Virginia																Miami	DID NOT PLAY														
Notre Dame																Notre Dame	DID NOT PLAY														
Villanova																at St. John's	DID NOT PLAY														
at South Florida																at Villanova	DID NOT PLAY														
Louisville																Seton Hall	DID NOT PLAY														
																at Syracuse	DID NOT PLAY														
																vs. Notre Dame	DID NOT PLAY														
																vs. Villanova	DID NOT PLAY														
																vs. Pittsburgh	DID NOT PLAY														
																vs. Vermont	DID NOT PLAY														
																vs. DePaul	DID NOT PLAY														
																vs. Vanderbilt	DID NOT PLAY														
																vs. Alabama	DID NOT PLAY														
																vs. Duke	DID NOT PLAY														
																vs. Georgia Tech	DID NOT PLAY														
																(s)-- denotes game started															
2004-2005	FG-A	3FG-A	FT-A	REBS					PF	TP	A	TO	BLK	S	M					REBS					PF	TP	A	TO	BLK	S	M
				OF	DE	TOT														OF	DE	TOT									
Buffalo (s)	2-8	0-1	1-2	0	4	4	3	5	7	4	0	0	27																		
Florida International (s)	2-5	0-2	3-4	1	3	4	1	7	5	3	0	1	24																		
Indiana (s)	3-6	0-0	0-1	0	4	4	1	6	8	3	0	0	31																		
Northeastern (s)	1-2	0-0	3-4	0	6	6	1	5	6	1	1	1	24																		
at UMass (s)	1-5	0-0	1-2	0	2	2	1	3	5	3	0	3	26																		
Rice (s)	2-5	0-1	1-3	1	3	4	2	5	7	2	2	0	25																		
Central Connecticut (s)	2-4	0-0	0-2	0	1	1	1	4	16	2	0	2	23																		
Sacred Heart (s)	1-3	1-2	0-0	1	1	2	1	3	6	3	0	1	22																		
Quinnipiac (s)	5-7	0-0	0-0	0	2	2	1	10	10	4	0	2	25																		
Boston College (s)	3-9	0-1	1-1	4	1	5	4	7	7	4	0	2	30																		
at Georgetown (s)	4-10	1-2	2-3	0	3	3	1	11	3	4	0	0	31																		
at Oklahoma (s)	7-14	2-4	0-0	1	6	7	2	16	8	2	0	1	32																		
Rutgers (s)	4-10	0-1	0-2	1	4	5	2	8	8	2	1	1	35																		
at Seton Hall (s)	1-3	0-0	3-3	0	3	3	4	5	2	1	0	0	10																		
Pittsburgh (s)	1-7	0-3	2-2	1	2	3	3	4	11	3	2	0	36																		
at West Virginia (s)	2-8	2-3	6-8	0	3	3	2	12	5	1	0	0	33																		
at Notre Dame (s)	3-8	2-2	2-3	0	5	5	3	10	16	2	0	3	33																		
Villanova (s)	4-7	2-2	2-2	0	3	3	1	12	9	6	0	1	36																		
St. John's (s)	1-3	1-2	0-0	1	1	2	1	3	9	5	0	1	27																		
at Syracuse (s)	3-11	2-5	1-2	1	2	3	1	9	6	6	0	2	36																		
North Carolina (s)	7-14	2-2	2-2	2	2	4	1	18	5	7	0	1	36																		
at Providence (s)	4-9	1-5	6-7	0	2	2	3	15	13	2	0	0	47																		
at Rutgers (s)	4-9	3-4	0-0	1	1	2	1	11	9	2	0	0	31																		
Notre Dame (s)	7-16	0-3	3-4	2	7	9	1	17	12	2	0	0	36																		
at Pittsburgh (s)	4-9	1-3	4-4	1	1	2	3	13	6	3	0	1	29																		
Georgetown (s)	4-7	2-3	1-2	0	4	4	1	11	8	4	1	2	33																		
Syracuse (s)	3-8	2-5	3-4	1	4	5	1	11	10	6	1	1	37																		
vs. Georgetown (s)	5-8	3-4	1-2	2	1	3	0	14	10	5	0	1	35																		
vs. Syracuse (s)	5-18	0-3	1-2	1	4	5	3	11	7	1	0	4	36																		
vs. Central Florida (s)	1-7	0-2	7-10	2	4	6	2	9	5	2	0	2	36																		
vs. NC State (s)	7-15	0-2	8-8	0	4	4	1	22	4	6	0	2	39																		

MARCUS WILLIAMS CAREER STATISTICS

OVERALL			Total		3-Point		Rebs										
Year	GP-GS	Min/Avg	FG-FGA	Pct	FG-FGA	Pct	FT-FTA	Pct	Off-Def	Tot	Avg	PF-FO	Ast	TO	Blk	Stl	Pts/Avg
2003-04.	16-0	226/14.1	17-46	.370	3-17	.176	9-13	.692	6-15	21	1.3	28-0	69	38	1	16	46/2.9
2004-05.	31-31	961/31.0	103-255	.404	27-67	.403	64-89	.719	24-93	117	3.8	53-0	243	101	8	35	297/9.6
2005-06	12-9	366/30.5	35-88	.398	9-25	.360	41-51	.804	11-30	41	3.4	17-0	97	46	2	11	120/10.0
TOTAL	59-40	1553/26.3	155-389	.398	39-109	.358	114-153	.745	41-138	179	3.0	98-0	409	185	11	62	463/7.8

BIG EAST			Total		3-Point		Rebs										
Year	GP-GS	Min/Avg	FG-FGA	Pct	FG-FGA	Pct	FT-FTA	Pct	Off-Def	Tot	Avg	PF-FO	Ast	TO	Blk	Stl	Pts/Avg
2003-04.	2-0	24/12.0	1-5	.200	0-1	.000	1-2	.500	0-3	3	1.5	2-0	5	4	0	0	3/1.5
2004-05.	16-16	520/32.5	52-134	.388	19-44	.432	36-47	.766	13-46	59	3.7	32-0	134	53	5	14	159/9.9
2005-06	10-8	309/30.9	26-67	.388	8-22	.364	35-43	.814	8-23	31	3.1	14-0	82	37	2	9	95/9.5
TOTAL	28-24	853/30.5	79-206	.383	27-67	.403	72-92	.783	21-72	93	3.3	48-0	221	94	7	23	257/9.2





RYAN THOMPSON

Senior, Guard/Forward, 6-6, 215

Gold Coast, Australia



At Connecticut: Rejoined the Husky squad prior to the start of practice for the 2005-06 season... Has played in 21 games in his two seasons as a member of the team.

As a Senior in 2005-06: Has seen action in five games this season.

As a Junior in 2004-05: Saw action in 16 games off the bench for a total of

93 minutes... Appeared in each of the last 11 games of the season... Had his best game as a Husky, scoring six points on a pair of three's, grabbing four rebounds and playing a career-high 18 minutes in the regular season finale win over Syracuse... Played 11 minutes at Rutgers and played 18 minutes total in the road wins at Providence and Rutgers, scoring five points and handing out two assists... Had five points and two rebounds in four minutes of action vs. Buffalo.

As a Junior in 2003-04: Did not see any game action and was a redshirt.

High School/Junior College: Competed two seasons at Western Nebraska Community College in Scottbluff, Nebraska, averaging 13.2 points, 4.4 rebounds and 2.1 assists as a sophomore in 2002-03... Team finished 29-7 and he played in all 36 games, starting 33... Shot 46.3% from the field, 63% from the free throw line and 38% from three-point range (70-184)... Had nine games with 20 or more points, including a career-high 28 vs. NE Nebraska... Played in ten games as a freshman, averaging 13.5 points, 4.8 rebounds and 2.4 assists... Attended Lake Ginnidera High School in Canberra Act., Australia.

Personal Information: Ryan E. Thompson... Born September 6, 1982.

RYAN THOMPSON GAME-BY-GAME STATISTICS

	FG-A	3FG-A	FT-A	REBS		PF	TP	A	TO	BLK	S	M
				OF	DE TOT							
2005-2006												
at Pepperdine	DID NOT PLAY											
vs. Arkansas	DID NOT PLAY											
vs. Arizona	DID NOT PLAY											
vs. Gonzaga	DID NOT PLAY											
Army	DID NOT PLAY											
Texas Southern	0-1	0-1	0-0	0	0	0	0	0	1	1	0	4
Massachusetts	0-0	0-0	0-0	0	0	0	0	0	0	0	0	1
New Hampshire	1-4	1-2	0-0	0	2	2	0	3	1	0	0	7
Morehead State	0-1	0-1	2-4	0	0	0	0	2	1	0	0	7
Stony Brook	DID NOT PLAY											
Quinnipiac	1-1	0-0	0-0	0	1	1	0	2	1	0	0	5
at Marquette	DID NOT PLAY											
Louisiana State	DID NOT PLAY											
Cincinnati	DID NOT PLAY											
Georgetown	DID NOT PLAY											
at Syracuse	DID NOT PLAY											
at Louisville	DID NOT PLAY											
St. John's	DID NOT PLAY											
at Providence	DID NOT PLAY											
Pittsburgh	DID NOT PLAY											
at Indiana	DID NOT PLAY											
Syracuse	DID NOT PLAY											
at Seton Hall	DID NOT PLAY											
at Villanova												
at West Virginia												
Notre Dame												
Villanova												
at South Florida												
Louisville												
2004-2005												
Buffalo	2-3	1-2	0-0	0	2	2	1	5	0	2	0	4
Florida International	0-0	0-0	0-0	0	2	2	1	0	1	1	0	8
Indiana	DID NOT PLAY											
Northeastern	0-1	0-1	0-0	1	1	2	0	0	0	0	0	3
at UMass	DID NOT PLAY											
Rice	DID NOT PLAY											
Central Connecticut	0-0	0-0	0-0	0	0	0	0	0	0	0	0	1
Sacred Heart	DID NOT PLAY											
Quinnipiac	1-1	0-0	0-0	0	0	0	0	2	0	0	0	3
Boston College	DID NOT PLAY											
at Georgetown	DID NOT PLAY											
at Oklahoma	DID NOT PLAY											
Rutgers	DID NOT PLAY											
at Seton Hall	DID NOT PLAY											
Pittsburgh	DID NOT PLAY											
at West Virginia	DID NOT PLAY											
at Notre Dame	DID NOT PLAY											
Villanova	DID NOT PLAY											
St. John's	DID NOT PLAY											
at Syracuse	DID NOT PLAY											
North Carolina	0-0	0-0	0-0	0	0	0	0	0	0	0	0	2
at Providence	1-2	1-1	0-0	0	1	1	1	3	2	0	0	7
at Rutgers	1-2	0-1	0-0	1	1	2	1	2	0	0	0	11
Notre Dame	0-0	0-0	0-0	0	0	0	0	0	0	0	0	4
at Pittsburgh	0-0	0-0	0-0	0	0	0	0	0	0	0	0	3
Georgetown	0-2	0-2	0-0	0	0	0	0	0	2	0	0	8
Syracuse	2-2	2-2	0-0	3	1	4	2	6	0	0	0	18
vs. Georgetown	0-0	0-0	0-0	0	0	0	0	0	0	0	0	1
vs. Syracuse	0-0	0-0	0-0	0	1	1	1	0	0	0	0	2
vs. Central Florida	1-1	0-0	0-0	0	1	1	0	2	0	1	0	5
vs. NC State	0-1	0-1	0-0	0	0	0	0	0	1	0	0	13

RYAN THOMPSON CAREER STATISTICS

OVERALL			Total		3-Point		Rebs										
Year	GP-GS	Min/Avg	FG-FGA	Pct	FG-FGA	Pct	FT-FTA	Pct	Off-Def	Tot	Avg	PF-FO	Ast	TO	Blk	Stl	Pts/Avg
2004-05.	16-0	93/5.8	8-15	.533	4-10	.400	0-0	.000	5-10	15	0.9	7-0	6	4	0	2	20/1.3
2005-06	5-0	24/4.8	2-7	.286	1-4	.250	2-4	.500	0-3	3	0.6	0-0	3	1	1	2	7/1.4
TOTAL	21-0	117/5.6	10-22	.455	5-14	.357	2-4	.500	5-13	18	0.9	7-0	9	5	1	4	27/1.3

BIG EAST			Total		3-Point		Rebs										
Year	GP-GS	Min/Avg	FG-FGA	Pct	FG-FGA	Pct	FT-FTA	Pct	Off-Def	Tot	Avg	PF-FO	Ast	TO	Blk	Stl	Pts/Avg
2004-05.	6-0	51/8.5	4-8	.500	3-6	.500	0-0	.000	4-3	7	1.2	4-0	4	0	0	1	11/1.8
2005-06																	
TOTAL...	6-0	51/8.5	4-8	.500	3-6	.500	0-0	.000	4-3	7	1.2	4-0	4	0	0	1	11/1.8





JEFF ADRIEN

Freshman, Forward, 6-6, 225
Brookline, Massachusetts



As a Freshman in 2005-06: Has appeared in 22 games, starting the win over Stony Brook, and is averaging 7.0 points and 5.0 rebounds... Comes off 12 points and eight boards in the win at Seton Hall... Was ejected from the game vs. St. John's for a flagrant/fighting foul and was suspended for the game at Providence... Had nine points and a career-best 12 rebounds in the win at Louisville... Had eight points and ten rebounds in 18 minutes vs. Georgetown... Had a career-best 13 points in his first career start, hitting on 5-of-6 from the field vs. Stony Brook... Received ten stitches in his mouth after getting elbowed in practice on December 27... Had his first career double-double, scoring 12 points and adding ten rebounds in the win over Morehead State... Had 11 points, eight boards and four blocks in the win over Texas Southern... Averaged 7.3 points and 5.3 rebounds in the Maui Invitational, scoring 11 points vs. Arkansas and vs. Gonzaga in the title game... Also had two blocks in the game vs. Gonzaga.

Before UConn: A consensus Top 50 recruit and among the elite fifth year players in the country... Averaged 27 points and 14 rebounds as a senior at Brookline HS... As a senior at Brookline, Jeff was team captain, first team All-League, League MVP and named to the *Boston Globe* Super Team and *Boston Herald* Dream Team.

Personal Information: Jeff Adrien... Liberal arts major... Born February 10, 1986.

JEFF ADRIEN GAME-BY-GAME STATISTICS

	FG-A	3FG-A	FT-A	REBS	OF	DE	TOT	PF	TP	A	TO	BLK	S	M
2005-2006														
at Pepperdine	0-1	0-0	0-0	0	0	0	0	0	0	0	0	0	0	4
vs. Arkansas	4-5	0-0	3-4	3	3	6	2	11	0	2	1	0	24	
vs. Arizona	0-2	0-0	0-0	2	4	6	2	0	0	1	0	2	10	
vs. Gonzaga	4-6	0-0	3-3	2	2	4	2	11	0	0	2	0	12	
Army	1-3	0-0	4-6	1	1	2	1	6	0	0	0	1	13	
Texas Southern	3-4	0-0	5-6	4	4	8	1	11	2	1	4	1	18	
Massachusetts	3-5	0-0	0-0	0	2	2	1	6	0	0	1	0	16	
New Hampshire	2-4	0-0	1-3	3	3	6	2	5	0	0	1	1	19	
Morehead State	4-7	0-0	4-6	6	4	10	0	12	1	0	0	0	23	
Stony Brook (s)	5-6	0-0	3-5	1	0	1	0	13	1	0	0	0	16	
Quinnipiac	4-7	0-0	1-3	1	4	5	4	9	0	2	1	0	12	
at Marquette	2-5	0-0	1-2	2	3	5	3	5	1	0	0	0	15	
Louisiana State	3-4	0-0	0-0	1	3	4	0	6	0	0	2	0	17	
Cincinnati	2-4	0-0	3-4	0	2	2	1	7	0	0	0	0	25	
Georgetown	4-5	0-0	0-1	2	8	10	1	8	0	2	0	0	18	
at Syracuse	2-3	0-0	1-2	1	2	3	0	5	1	3	0	1	15	
at Louisville	4-5	0-0	1-1	3	9	12	0	9	0	2	1	1	24	
St. John's	1-1	0-0	0-0	2	1	3	3	2	0	1	0	0	7	
at Providence	DID NOT PLAY-susp.													
Pittsburgh	1-3	0-0	1-2	3	2	5	2	3	0	1	0	0	19	
at Indiana	2-2	0-0	0-0	1	4	5	2	4	2	1	0	0	21	
Syracuse	2-5	0-0	5-6	0	2	2	0	9	0	1	2	2	16	
at Seton Hall	5-6	0-0	2-2	5	3	8	2	12	1	2	1	0	22	
at Villanova														
at West Virginia														
Notre Dame														
Villanova														
at South Florida														
Louisville														

Career-- All Games	
Points	13 Stony Brook (12/28/05)
FG Made	5 Two Times
FG Atts.	7 Two Times
3-Pt. FG	
3-Pt. FGA	
FT	5 Two Times
FT Att.	6 Four Times
Off. Reb.	6 Morehead St. (12/23/05)
Def. Reb.	9 Louisville (1/21/06)
Total Reb.	12 Louisville (1/21/06)
Assists	2 Two Times
TO	3 Syracuse (1/16/06)
Blocks	4 Texas Southern (12/2/05)
Steals	2 Two Times
Minutes	25 Cincinnati (1/9/06)


Career-- BIG EAST	
Regular Season Games	
Points	12 Seton Hall (2/11/06)
FG Made	5 Seton Hall (2/11/06)
FG Atts.	6 Seton Hall (2/11/06)
3-Pt. FG	
3-Pt. FGA	
FT	5 Syracuse (2/8/06)
FT Att.	6 Syracuse (2/8/06)
Off. Reb.	5 Seton Hall (2/11/06)
Def. Reb.	9 Louisville (1/21/06)
Total Reb.	12 Louisville (1/21/06)
Assists	1 Three Times
TO	3 Syracuse (1/16/06)
Blocks	2 Syracuse (2/8/06)
Steals	2 Syracuse (2/8/06)
Minutes	25 Cincinnati (1/9/06)

JEFF ADRIEN CAREER STATISTICS

OVERALL		Total		3-Point		Rebs											
Year	GP-GS	Min/Avg	FG-FGA	Pct	FG-FGA	Pct	FT-FTA	Pct	Off-Def	Tot	Avg	PF-FO	Ast	TO	Blk	Stl	Pts/Avg
2005-06	22-1	366/16.6	58-93	.624	0-0	.000	38-56	.679	43-66	109	5.0	29-0	9	19	16	9	154/7.0
TOTAL	22-1	366/16.6	58-93	.624	0-0	.000	38-56	.679	43-66	109	5.0	29-0	9	19	16	9	154/7.0

BIG EAST		Total		3-Point		Rebs											
Year	GP-GS	Min/Avg	FG-FGA	Pct	FG-FGA	Pct	FT-FTA	Pct	Off-Def	Tot	Avg	PF-FO	Ast	TO	Blk	Stl	Pts/Avg
2005-06	9-0	161/17.9	23-37	.622	0-0	.000	14-20	.700	18-32	50	5.6	12-0	3	12	4	4	60/6.7
TOTAL	9-0	161/17.9	23-37	.622	0-0	.000	14-20	.700	18-32	50	5.6	12-0	3	12	4	4	60/6.7





CRAIG AUSTRIE

Freshman, Guard, 6-3, 185

Stamford, Connecticut

24



As a Freshman in 2005-06: Has started the first 23 games, averaging 4.3 points and 3.2 assists... Had seven points in 22 minutes in the win at Louisville... Had a UConn-freshman record 14 assists in the win over Quinnipiac... Had six points and a career-best seven assists in the win over Army... Had a career-best 15 points in the win over Arizona, hitting all four of his shots from the field and making all six free throw attempts... Had five points, one assist and two turnovers in 31 minutes in his first collegiate game at Pepperdine.

Before UConn: 2005 Gatorade Connecticut State Player of the Year... Two-time All-State selection and three-time All-FCIAC selection... In his four years, Trinity Catholic went 103-6, captured three league titles, two state titles and was state runner-up twice... The team was 53-2 in his two years as the starting point guard... Squad went 26-2 in his senior season as he averaged 22.5 points, 5.1 assists, 4.3 rebounds and 3.1 steals.

CRAIG AUSTRIE GAME-BY-GAME STATISTICS

	FG-A	3FG-A	FT-A	REBS			PF	TP	A	TO	BLK	S	M
				OF	DE	TOT							
2005-2006													
at Pepperdine (s)	1-4	1-2	2-2	1	2	3	1	5	1	2	1	1	31
vs. Arkansas (s)	1-4	0-0	4-4	0	5	5	2	6	4	2	0	2	35
vs. Arizona (s)	4-4	1-1	6-6	0	1	1	4	15	0	2	0	1	21
vs. Gonzaga (s)	1-4	1-3	3-5	1	4	5	3	6	4	3	0	0	33
Army (s)	3-7	0-2	0-0	0	2	2	1	6	7	2	0	2	33
Texas Southern (s)	3-4	2-2	0-0	0	2	2	2	8	5	1	0	0	23
Massachusetts (s)	2-3	0-0	0-0	1	1	2	0	4	4	3	0	1	23
New Hampshire (s)	1-2	1-2	0-0	0	0	0	0	3	5	0	0	0	17
Morehead State (s)	0-4	0-4	1-2	0	0	0	1	1	6	3	0	0	24
Stony Brook (s)	1-5	1-2	3-4	1	1	2	1	6	3	1	0	0	26
Quinnipiac (s)	3-5	1-2	0-0	1	2	3	0	7	14	3	0	2	33
at Marquette (s)	0-0	0-0	0-2	1	3	4	2	0	1	0	0	0	15
Louisiana State (s)	0-3	0-1	2-2	0	1	1	1	2	1	0	1	0	16
Cincinnati (s)	2-3	0-0	0-0	0	3	3	1	4	5	1	0	1	16
Georgetown (s)	1-1	0-0	3-4	0	0	0	0	5	3	1	0	0	15
at Syracuse (s)	0-1	0-1	3-3	0	1	1	1	3	1	1	0	0	9
at Louisville (s)	2-5	1-3	2-4	0	3	3	0	7	0	1	0	0	22
St. John's (s)	0-2	0-1	4-4	1	1	2	3	4	1	0	0	0	16
at Providence (s)	1-3	1-2	0-0	0	0	0	1	3	0	0	1	0	12
Pittsburgh (s)	0-2	0-2	0-0	0	0	0	0	0	1	0	1	0	5
at Indiana (s)	0-0	0-0	0-0	0	1	1	1	0	1	1	0	0	10
Syracuse (s)	1-3	0-0	0-0	0	0	0	0	2	3	1	0	1	16
at Seton Hall (s)	1-4	0-0	0-0	1	2	3	1	2	3	0	1	0	12
at Villanova													
at West Virginia													
Notre Dame													
Villanova													
at South Florida													
Louisville													

Personal Information:
Craig Kevin Austrie... Liberal arts major... Born March 17, 1987.

Career-- All Games

Points	15	Arizona (11/22/05)
FG Made	4	Arizona (11/22/05)
FG Atts.	7	Army (11/29/05)
3-Pt. FG	2	Texas Southern (12/2/05)
3-Pt. FGA	4	Morehead St. (12/23/05)
FT	6	Arizona (11/22/05)
FT Att.	6	Arizona (11/22/05)
Off. Reb.	1	Three Times
Def. Reb.	5	Arkansas (11/21/05)
Total Reb.	5	Two Times
Assists	14	Quinnipiac (12/30/05)
TO	3	Three Times
Blocks	1	Four Times
Steals	2	Two Times
Minutes	35	Arkansas (11/21/05)

Career-- BIG EAST Regular Season Games

Points	7	Louisville (1/21/06)
FG Made	2	Two Times
FG Atts.	5	Louisville (1/21/06)
3-Pt. FG	1	Two Times
3-Pt. FGA	3	Louisville (1/21/06)
FT	4	St. John's (1/25/06)
FT Att.	4	Three Times
Off. Reb.	1	Two Times
Def. Reb.	3	Three Times
Total Reb.	4	Marquette (1/3/06)
Assists	5	Cincinnati (1/9/06)
TO	1	Four Times
Blocks	1	Three Times
Steals	1	Two Times
Minutes	22	Louisville (1/21/06)

CRAIG AUSTRIE CAREER STATISTICS

OVERALL				Total		3-Point		Rebs											
Year	GP-GS	Min/Avg	FG-FGA	Pct	FG-FGA	Pct	FT-FTA	Pct	Off-Def	Tot	Avg	PF-FO	Ast	TO	Blk	Stl	Pts/Avg		
2005-06	23-23	463/20.1	28-73	.384	10-30	.333	33-42	.786	8-35	43	1.9	26-0	73	28	5	11	99/4.3		
TOTAL	23-23	463/20.1	28-73	.384	10-30	.333	33-42	.786	8-35	43	1.9	26-0	73	28	5	11	99/4.3		

BIG EAST				Total		3-Point		Rebs											
Year	GP-GS	Min/Avg	FG-FGA	Pct	FG-FGA	Pct	FT-FTA	Pct	Off-Def	Tot	Avg	PF-FO	Ast	TO	Blk	Stl	Pts/Avg		
2005-06	10-10	138/13.8	8-24	.333	2-9	.222	12-17	.706	3-13	16	1.6	9-0	18	5	3	2	30/3.0		
TOTAL	10-10	138/13.8	8-24	.333	2-9	.222	12-17	.706	3-13	16	1.6	9-0	18	5	3	2	30/3.0		





ROB GARRISON

Freshman, Guard, 6-2, 185

Niagara Falls, New York

25

As a Freshman in 2005-06: Has come off the bench in 16 games... Averaging 2.0 points and 2.2 assists... Had a career-best 12 points in the win over Morehead State... Had five assists and only one turnover in the win over UMass... Recorded a career-best six assists in the wins over Texas Southern and Stony Brook... Had four points and two assists in a then career-high 17 minutes in the win over Arizona.

Before UConn: A late addition to the 2005 freshmen class, did not sign a letter of intent, but committed to the coaching staff during the summer... Had intended to go to prep school... Standout point guard who was a two-time captain for national power Niagara Falls HS... Named third team All-State and first team All-Western New York... Team captured the 2005 State and Federation Championships and finished the year among the top five nationally-ranked high school teams in the country.

ROB GARRISON GAME-BY-GAME STATISTICS

	FG-A	3FG-A	FT-A	REBS			PF	TP	A	TO	BLK	S	M
				OF	DE	TOT							
2005-2006													
at Pepperdine	0-1	0-0	0-0	0	1	1	2	0	1	1	0	0	7
vs. Arkansas	0-1	0-0	0-0	0	0	0	0	0	0	1	0	0	5
vs. Arizona	1-5	0-3	2-3	1	1	2	3	4	2	3	0	0	17
vs. Gonzaga	1-2	0-0	0-0	0	0	0	1	2	1	0	0	0	7
Army	0-1	0-1	0-0	0	0	0	1	0	1	0	0	0	7
Texas Southern	0-2	0-0	1-2	0	2	2	1	1	6	2	0	2	16
Massachusetts	1-2	0-0	0-0	0	0	0	1	2	5	1	0	0	17
New Hampshire	0-2	0-1	0-0	0	1	1	1	0	5	2	0	0	23
Morehead State	4-7	1-1	3-3	1	2	3	1	12	4	2	1	2	15
Stony Brook	0-0	0-0	0-0	1	0	1	1	0	6	3	0	0	16
Quinnipiac	2-4	0-1	2-2	0	2	2	5	6	3	1	0	0	9
at Marquette	1-1	0-0	1-2	0	0	0	0	3	0	0	0	0	3
Louisiana State	DID NOT PLAY												
Cincinnati	DID NOT PLAY												
Georgetown	DID NOT PLAY												
at Syracuse	DID NOT PLAY												
at Louisville	DID NOT PLAY												
St. John's	DID NOT PLAY												
at Providence	0-0	0-0	0-0	0	0	0	0	0	1	0	0	0	3
Pittsburgh	0-0	0-0	0-0	0	0	0	0	0	0	0	0	0	1
at Indiana	DID NOT PLAY												
Syracuse	0-0	0-0	0-0	0	0	0	0	0	0	0	0	0	4
at Seton Hall	1-1	0-0	0-0	0	1	1	0	2	0	0	0	0	2
at Villanova													
at West Virginia													
Notre Dame													
Villanova													
at South Florida													

Personal Information:
Robert D. Garrison... Liberal arts major... Born March 20, 1987.

Career-- All Games

Points	12	Morehead St. (12/23/05)
FG Made	4	Morehead St. (12/23/05)
FG Atts.	7	Morehead St. (12/23/05)
3-Pt. FG	1	Morehead St. (12/23/05)
3-Pt. FGA	3	Arizona (11/22/05)
FT	3	Morehead St. (12/23/05)
FT Att.	3	Two Times
Off. Reb.	1	Two Times
Def. Reb.	2	Three Times
Total Reb.	3	Morehead St. (12/23/05)
Assists	6	Two Times
TO	3	Two Times
Blocks	1	Morehead St. (12/23/05)
Steals	2	Two Times
Minutes	23	New Hampshire (12/18/05)

Career-- BIG EAST

Regular Season Games

Points	3	Marquette (1/3/06)
FG Made	1	Two Times
FG Atts.	1	Two Times
3-Pt. FG		
3-Pt. FGA		
FT	1	Marquette (1/3/06)
FT Att.	2	Marquette (1/3/06)
Off. Reb.		
Def. Reb.	1	Seton Hall (2/11/06)
Total Reb.	1	Seton Hall (2/11/06)
Assists	1	Providence (1/28/06)
TO		
Blocks		
Steals		
Minutes	4	Syracuse (2/8/06)

ROB GARRISON CAREER STATISTICS

OVERALL				Total		3-Point		Rebs									
Year	GP-GS	Min/Avg		FG-FGA	Pct	FG-FGA	Pct	FT-FTA	Pct	Off-Def	Tot	Avg	PF-FO	Ast	TO	Blk	Stl
2005-06	16-0	152/9.5		11-29	.379	1-7	.143	9-12	.750	3-10	13	0.8	17-1	35	16	1	4
TOTAL	16-0	152/9.5		11-29	.379	1-7	.143	9-12	.750	3-10	13	0.8	17-1	35	16	1	4
BIG EAST				Total		3-Point		Rebs									
Year	GP-GS	Min/Avg		FG-FGA	Pct	FG-FGA	Pct	FT-FTA	Pct	Off-Def	Tot	Avg	PF-FO	Ast	TO	Blk	Stl
2005-06	5-0	13/2.6		2-2	1.000	0-0	.000	1-2	.500	0-1	1	0.2	0-0	1	0	0	0
TOTAL	5-0	13/2.6		2-2	1.000	0-0	.000	1-2	.500	0-1	1	0.2	0-0	1	0	0	0





MARCUS JOHNSON

Freshman, Forward/Guard, 6-6, 195

Los Angeles, California



As a Freshman in 2005-06: Has appeared in 18 games, starting five... Averaging 4.1 points on the year, but 13.2 ppg in his five starts... Had 17 points in a career-high 29 minutes vs. Quinnipiac... Had 14 points and a career-best five steals in the win over Stony Brook... Scored 13 points, grabbed five boards, handed out four assists and blocked two shots in the win over Morehead State... Had a

career-best 20 points in the UNH game... Scored his first career points on a three-pointer in the win over Texas Southern... Played ten minutes off the bench in the opener at Pepperdine and had two rebounds and one assist.

Before UConn: A consensus Top 50 national recruit... Two-time All-State and All-City selection... Team was a three-time state champion and among the nation's top-ranked teams.

Personal Information:
Marcus Joseph Christopher Johnson... Liberal arts major... Born February 13, 1987.

MARCUS JOHNSON GAME-BY-GAME STATISTICS

	FG-A	3FG-A	FT-A	REBS	PF	TP	A	TO	BLK	S	M
2005-2006				OF DE TOT							
at Pepperdine	0-3	0-0	0-0	0 2 2	1	0	1	2	0	0	10
vs. Arkansas	0-0	0-0	0-0	0 2 2	2	0	1	1	0	0	5
vs. Arizona	0-0	0-0	0-0	0 0 0	2	0	1	0	0	0	6
vs. Gonzaga	0-0	0-0	0-0	0 1 1	0	0	0	1	0	0	6
Army	0-0	0-0	0-1	0 0 0	1	0	0	0	0	0	5
Texas Southern	1-2	1-1	0-0	0 2 2	0	3	1	1	0	2	11
Massachusetts	0-0	0-0	1-4	0 1 1	0	1	0	0	0	1	5
New Hampshire (s)	9-13	2-3	0-2	2 0 2	2	20	2	2	0	1	24
Morehead State (s)	4-8	0-1	5-5	3 2 5	4	13	4	1	2	1	22
Stony Brook (s)	6-10	0-1	2-6	3 3 6	3	14	0	2	0	5	22
Quinnipiac (s)	7-9	1-1	2-5	1 2 3	2	17	1	1	2	4	29
at Marquette (s)	1-5	0-1	0-2	1 3 4	2	2	1	1	0	0	11
Louisiana State	DID NOT PLAY										
Cincinnati	0-0	0-0	0-0	0 0 0	0	0	0	1	1	2	6
Georgetown	0-0	0-0	0-0	0 0 0	0	0	0	0	0	0	2
at Syracuse	0-0	0-0	0-0	0 0 0	0	0	0	0	0	0	1
at Louisville	DID NOT PLAY										
St. John's	DID NOT PLAY										
at Providence	1-1	1-1	0-0	0 0 0	1	3	0	0	0	1	3
Pittsburgh	0-1	0-0	0-0	0 0 0	1	0	0	0	0	0	1
at Indiana	DID NOT PLAY										
Syracuse	0-0	0-0	1-2	0 1 1	0	1	0	0	0	0	3
at Seton Hall	1-2	0-0	0-2	0 0 0	1	2	1	0	0	0	5
at Villanova											
at West Virginia											
Notre Dame											
Villanova											
at South Florida											
Louisville											

Career-- All Games

Points	20	New Hampshire (12/18/05)
FG Made	9	New Hampshire (12/18/05)
FG Atts.	13	New Hampshire (12/18/05)
3-Pt. FG	2	New Hampshire (12/18/05)
3-Pt. FGA	3	New Hampshire (12/18/05)
FT	5	Morehead St. (12/23/05)
FT Att.	6	Stony Brook (12/28/05)
Off. Reb.	3	Two Times
Def. Reb.	3	Stony Brook (12/28/05)
Total Reb.	6	Stony Brook (12/28/05)
Assists	4	Morehead St. (12/23/05)
TO	2	Three Times
Blocks	2	Two Times
Steals	5	Stony Brook (12/28/05)
Minutes	29	Quinnipiac (12/30/05)

Career-- BIG EAST

Regular Season Games

Points	3	Providence (1/28/06)
FG Made	1	Three Times
FG Atts.	5	Marquette (1/3/06)
3-Pt. FG	1	Providence (1/28/06)
3-Pt. FGA	1	Two Times
FT	1	Syracuse (2/8/06)
FT Att.	2	Three Times
Off. Reb.	1	Marquette (1/3/06)
Def. Reb.	3	Marquette (1/3/06)
Total Reb.	4	Marquette (1/3/06)
Assists	1	Two Times
TO	1	Two Times
Blocks	1	Cincinnati (1/9/06)
Steals	2	Cincinnati (1/9/06)
Minutes	11	Marquette (1/3/06)

MARCUS JOHNSON CAREER STATISTICS

OVERALL		Total		3-Point		Rebs		PF-FO		Ast		TO		Blk		Stl		Pts/Avg	
Year	GP-GS	Min/Avg	FG-FGA	Pct	FG-FGA	Pct	FT-FTA	Pct	Off-Def	Tot	Avg	PF-FO	Ast	TO	Blk	Stl			
2005-06	19-5	177/9.3	30-54	.556	5-9	.556	11-29	.379	10-19	29	1.5	22-0	13	13	5	17		76/4.0	
TOTAL	19-5	177/9.3	30-54	.556	5-9	.556	11-29	.379	10-19	29	1.5	22-0	13	13	5	17		76/4.0	
BIG EAST		Total		3-Point		Rebs		PF-FO		Ast		TO		Blk		Stl		Pts/Avg	
Year	GP-GS	Min/Avg	FG-FGA	Pct	FG-FGA	Pct	FT-FTA	Pct	Off-Def	Tot	Avg	PF-FO	Ast	TO	Blk	Stl			
2005-06	8-1	32/4.0	3-9	.333	1-2	.500	1-6	.167	1-4	5	0.6	5-0	2	2	1	3		8/1.0	
TOTAL	8-1	32/4.0	3-9	.333	1-2	.500	1-6	.167	1-4	5	0.6	5-0	2	2	1	3		8/1.0	

