

# 2007-08 CONNECTICUT BASKETBALL

Game #7-- December 1, 2007, 3:30 p.m.  
TD Banknorth Garden, Boston, Mass.

University of  
Connecticut  
**HUSKIES**  
(5-1)



No. 19 AP; No. 19 ESPN/USA  
**Gonzaga  
University  
Bulldogs**  
(5-1)



## Today's Husky Notables

- ⇒ UConn and Gonzaga will meet for the third time, all on a neutral floor. The memorable previous meetings came in the 2005 Maui Invitational Championship Game and in the 1999 NCAA West Regional Championship Game.
- ⇒ Hasheem Thabeet is averaging 10.5 ppg and 9.8 rpg on the season and comes off back-to-back double-doubles. He also blocked nine shots in the win over Florida A&M, just short of the school record of 10 that he shares with Emeka Okafor and Donyell Marshall. He was No. 3 nationally a year ago in blocked shots.

**THE GAME:** Today's game features the Huskies of the University of Connecticut against the Bulldogs of Gonzaga University. UConn enters the game with a record of 5-1 on the season and comes off a 93-54 win over Florida A&M on November 26 in Hartford. Gonzaga is 5-1 overall and ranked No. 19 nationally in both the AP and ESPN/USA Today rankings. The Bulldogs have a game Thursday night at St. Joseph's before heading to Boston.

**THE HARTFORD HALL OF FAME SHOWCASE:** Today's game is part of a doubleheader to benefit the Naismith Memorial Basketball Hall of Fame. *The Hartford* Hall of Fame Showcase features the Huskies and Bulldogs in game one and Boston College takes on Providence in the second game.

**SERIES HISTORY:** The Huskies and the Zags have met twice previously, both at a neutral site. The most recent meeting came on November 23, 2005 in the championship game of the Maui Invitational. The Huskies took a 65-63 decision in that contest, with Denham Brown hitting a hook shot with 1.1 seconds left in the game. Jeff Adrien had 11 points in 12 minutes in that contest, while Craig Austrie started at point guard and recorded six points, five boards and four assists in 33 minutes. UConn was ranked No. 3 nationally and Gonzaga was No. 8. The other meeting between the schools saw UConn take a 67-62 decision at America West Arena in Phoenix in the 1999 NCAA West Region final. That game was played on March 20, 1999 and

--continued on next page



## 2007-08 UConn Men's Basketball Schedule

Date	Opponent	TV	Time
Thu 11/1	ASSUMPTION (exhib.) (gp)		W, 90-75
Sun 11/4	BRYANT (exhib.) (hcc)		W, 100-65
11/7-8	2K Sports College Hoops Classic Storrs Regional (gp)		
Wed 11/7	Morgan St.	ESPNU	W, 69-65
Thu 11/8	Buffalo	ESPNU	W, 82-57
11/15-16	2K Sports College Hoops Classic Madison Square Garden, New York, N.Y.		
Thu 11/15	vs. Gardner-Webb	espn2	W, 78-66
Fri 11/16	vs. Memphis	espn2	L, 70-81
Tue 11/20	GARDNER-WEBB (hcc)	MyTV9, SNY	W, 89-72
Mon 11/26	FLORIDA A&M (hcc)	MyTV9, SNY	W, 93-54
Sat 12/1	The Hartford Hall of Fame Showcase TD Banknorth Garden, Boston, Mass. vs. Gonzaga	ESPN	3:30
Thu 12/6	NORTHEASTERN (gp)	MyTV9, SNY	7:30
Sun 12/16	QUINNIPIAC (hcc)	MyTV9, SNY	2:00
Sat 12/22	MAINE (hcc)	MyTV9, SNY	1:00
Fri 12/28	at Central Florida	CSTV	8:00
Thu 1/3	*at Seton Hall	MyTV9, SNY	7:00
Sat 1/5	*at Notre Dame	ESPN	9:00
Tue 1/8	*ST. JOHNS (gp)	MyTV9, SNY	7:00
Sat 1/12	*at Georgetown	ESPN	2:00
Thu 1/17	*PROVIDENCE (hcc)	MyTV9, SNY	7:00
Sun 1/20	*MARQUETTE (gp)	MyTV9, FSN-NY	1:00
Wed 1/23	*at Cincinnati	MyTV9, FSN-NY	7:30
Sat 1/26	at Indiana	CBS	1:00
Mon 1/28	*LOUISVILLE (hcc)	ESPN	7:00
Sat 2/2	*PITTSBURGH (hcc)	CBS	1:00
Wed 2/6	*at Syracuse	ESPN	7:00
Sat 2/9	GEORGIA TECH (gp)	ESPN	4:00
Wed 2/13	*NOTRE DAME (gp)	ESPNU	7:00
Sat 2/16	*at South Florida	MyTV9, FSN-NY	Noon
Tue 2/19	*DePAUL (hcc)	ESPNU	7:00
Sat 2/23	*at Villanova	ESPN	Noon
Tue 2/26	*at Rutgers	MyTV9, MSG	7:30
Sat 3/1	*WEST VIRGINIA (hcc)	MyTV9, MSG	Noon
Thu 3/6	*at Providence	ESPN/espn2	7:00
Sat 3/8	*CINCINNATI (gp)	MyTV9, SNY	4:00

\* BIG EAST Conference Opponent

All times Eastern and subject to change.

gp- Gampel Pavilion, Storrs, Conn.

hcc- Hartford Civic Center, Hartford, Conn.

MyTV9 (WCTX-TV, CT)

\*SNY (SportsNet New York)

\*FSN-NY (Fox SportsNet New York)

\*MSG (Madison Square Garden Network)

\*-- Games available in state of Connecticut on New York regional networks only on Connecticut cable systems without WCTX-MyTV9.

## 2007-2008 UConn Basketball Roster

#	Name	Yr.	Pos.	Ht.	Wt.	Hometown/Last School
2	Donnell Beverly	Fr.	G	6-4	190	Hawthorne, Calif./Leuzinger HS
3	Doug Wiggins	So.	G	6-1	165	East Hartford, Conn./East Hartford HS
4	Jeff Adrien	Jr.	F	6-7	243	Brookline, Mass./Brewster (N.H.) Academy
11	Jerome Dyson	So.	G	6-4	190	Rockville, Md./Proctor (N.H.) Academy
12	A.J. Price	Jr.	G	6-2	181	Amityville, N.Y./Amityville HS
14	Curtis Kelly	So.	F	6-9	234	Bronx, N.Y./Rice HS
21	Stanley Robinson	So.	F	6-9	200	Birmingham, Ala./Huffman HS
24	Craig Austrie	Jr.	G	6-3	176	Stamford, Conn./Trinity Catholic HS
32	Jonathan Mandelove	So.	C	7-0	240	Stone Mountain, Ga./Hargrave (Va.) Military Academy
33	Gavin Edwards	So.	F	6-9	234	Gilbert, Ariz./Mesquite HS
34	Hasheem Thabeet	So.	C	7-3	263	Dar Es Salaam, Tanzania/Cypress (Texas) Comm. School
35	*Kareem Ayodeji	So.	G	5-5	145	Norwalk, Conn./Norwalk HS
35	*Johnnie Bird	Jr.	G	6-0	165	Fort Bragg, N.C./Bridgeport (Conn.) Central HS
35	*Kyle Fitzpatrick	So.	G	5-10	160	Naugatuck, Conn./Chase Collegiate School
35	*Alex Hornat	So.	F	6-5	205	South Windsor, Conn./South Windsor HS
45	John Lindner	Jr.	F	6-5	265	Cheshire, Conn./Cheshire HS
55	Jim Veronick	Jr.	F	6-8	200	Durham, Conn./Coginchaug HS

Head Coach: JIM CALHOUN, 22nd Season at UConn (American International '68)

Associate Head Coach: GEORGE BLANEY, 7th Season at UConn (Holy Cross '61)

Assistant Coach: ANDRE LaFLEUR, 7th Season at UConn (Northeastern '88)

Assistant Coach: PATRICK SELLERS, 4th Season at UConn (Central Connecticut '91)

Director of Operations: BEAU ARCHIBALD, 1st Season at UConn (Connecticut '03)

### PRONUNCIATIONS:

Craig Austrie (awe-stree)

Hasheem Thabeet (Haa-SHEEM Thaa-BEET)

**FOR MORE INFO ON UCONN BASKETBALL  
PLEASE CONTACT: KYLE MUNCY**

Assistant Director of Athletics/Communications

kyle.muncy@uconn.edu; Office-- 860-486-3531;

Cellular-- 860-208-8624; Home-- 860-267-7792

2007-2008 University of Connecticut Basketball Media Notes

DECEMBER 1, 2007 vs. Gonzaga  
UConnHuskies.com



## NATIONAL LETTER OF INTENT SIGNEE

Kemba Walker, Point Guard, 6-1, 175, Bronx, N.Y., Rice H.S.;

QUOTE FROM HEAD COACH JIM CALHOUN

"We are very excited about Kemba signing a letter of intent to come to UConn. He comes from such a great high school program led by legendary coach Mo Hicks, a program that has produced so many super players through the years. Kemba is a young man who knows about winning and performing at the highest scholastic level possible. He has had tremendous experiences with his Gauchos AAU team as well, helping them to win five national tournament championships, and showing us what we have to look forward to at UConn. Kemba has great character, charisma and leadership qualities to go along with an infectious personality that will be of outstanding benefit to our program and to the entire University."

UConn was led by Richard Hamilton's 21 points and Kevin Freeman's 13 points and 15 rebounds.

**SCOUTING THE HUSKIES:** UConn enters the game with a record of 5-1 on the season. Leading the Huskies in scoring is **Jerome Dyson** is averaging 13.5 points per contest from the shooting guard spot and has reached double figures five times on the year. **A.J. Price** is averaging 13.0 points per contest to go along with 5.3 assists and 4.0 rebounds. He has led the Huskies in scoring three times this season. **Jeff Adrien** is averaging 13.0 points and 8.3 rebounds at the power forward spot, recording three double-doubles on the season. **Hasheem Thabeet** is the starting center and is averaging 10.5 points, 9.8 rebounds and 2.7 blocks on the year. He comes off nine blocked shots in the win over FAMU and has two straight double-doubles. **Stanley Robinson** is the starting small forward and averages 9.3 points and 6.3 rebounds. Off the bench for the Huskies, **Doug Wiggins** is averaging 7.5 points and has reached double figures nine times in his career as a reserve. **Curtis Kelly** is a frontcourt reserve and is averaging 4.8 points and 3.2 boards, while **Gavin Edwards** also sees action in the frontcourt off the bench, averaging 3.8 points and 2.3 rebounds. **Craig Austrie** rounds out the

regular rotation, seeing action in the backcourt, and is averaging 4.2 points per game.

**LAST TIME OUT:** Jeff Adrien and Hasheem Thabeet each registered double-doubles for the second consecutive game as UConn easily defeated Florida A&M, 93-54. Connecticut made a concerted effort to pound the ball inside from the outset and the result was big numbers for all of the Husky frontcourters. Adrien scored 16 points and tied his career-high with 15 rebounds in recording his 19th career double-double. He made six-of-nine field goals, while scoring in double figures for the 34th time at Connecticut. Thabeet continued to assert himself in recording his fourth career double-double with 12 points and 12 rebounds. He narrowly missed his first career triple-double by blocking nine Rattler offerings. Stanley Robinson scored a season-best 16 points, while making half of his 14 shots. The Connecticut backcourt players were also solid contributors to the cause. Jerome Dyson scored 15 points and set his career-high with nine of the Huskies' season-high 29 assists. Craig Austrie scored a season-best 11 points off of the Husky bench. The Huskies scored the game's first 15 points before Florida A&M's Oliver Prince tipped in his own miss to put the Rattlers on the board. Connecticut extended its lead to 20, at 22-2, on its way to a big 43-15 advantage at intermission. Thabeet dominated in the first half, blocking seven shots while scoring six points and grabbing six rebounds. Connecticut shot the ball better in the second period, making nine of their first 12 offerings from the field. The Huskies shot 57 percent from the field after halftime and they made 53 percent from the field for the contest. The Huskies made a season-high eight three pointers and blocked a season-high 17 shots. A.J. Price had six assists and combined with starting backcourt mate Dyson to have 15 helpers against just two turnovers. The taller Huskies enjoyed advantages in points in the paint (48-24), second chance points (23-6), and in fast break points (29-12).

## NATIONAL POLLS

### HUSKIES IN THE POLLS WEEK-BY-WEEK

	AP	USA/ESPN
Preseason	arv	arv
November 12	arv	arv
November 19	arv	arv
November 26	arv	arv

### ASSOCIATED PRESS

November 26

Team	Record	Pts.	LW
1 North Carolina (28)	5-0	1,736	1
2 UCLA (25)	6-0	1,727	2
3 Memphis (18)	6-0	1,689	3
4 Kansas	5-0	1,577	4
5 Georgetown (1)	3-0	1,536	5
6 Washington State	6-0	1,360	9
7 Duke	7-0	1,353	13
8 Texas	5-0	1,240	15
9 Texas A&M	6-0	1,163	16
10 Michigan State	4-1	1,015	10
11 Tennessee	6-1	973	7
12 Louisville	4-1	964	6
13 Marquette	4-1	950	11
14 Pittsburgh	6-0	871	17
15 Indiana	5-1	766	8
16 Butler	6-0	742	22
17 Oregon	5-1	511	12
18 Clemson	6-0	495	24
19 Gonzaga	5-1	454	14
20 Wisconsin	5-1	234	NR
21 Brigham Young	5-1	225	NR
22 USC	5-1	217	NR
23 Xavier	4-1	199	NR
24 North Carolina St.	4-1	173	NR
25 Kansas State	5-1	163	18

Others Receiving Votes: Villanova 162, Vanderbilt 109, Syracuse 90, Arizona 85, Southern Illinois 80, Miami (FL) 68, Arkansas 64, Virginia 62, Seton Hall 54, Ohio State 53, Saint Mary's 50, Connecticut 34, George Mason 34, Stanford 27, Boston College 18, Missouri 18, West Virginia 17, Florida 12, New Orleans 9, Baylor 5, Illinois 4, Kentucky 4, Miami (OH) 3, Ohio 2, George Washington 1, New Mexico 1, Texas Tech 1

### ESPN/USA TODAY

November 26

Team	Record	Pts.	LW
1 UCLA (12)	6-0	749	1
2 North Carolina (13)	5-0	745	1
3 Memphis (5)	6-0	719	3
4 Kansas (1)	5-0	688	4
5 Georgetown	3-0	654	5
6 Washington State	6-0	591	9
7 Duke	7-0	562	10
8 Texas	5-0	502	16
9 Texas A&M	6-0	498	15
10 Louisville	4-1	423	6
11 Pittsburgh	6-0	417	17
12 Tennessee	6-1	403	7
13 Michigan State	4-1	396	11
14 Marquette	4-1	352	13
15 Indiana	5-1	324	8
16 Butler	6-0	300	23
17 Oregon	5-1	233	11
18 Clemson	6-0	232	22
19 Gonzaga	5-1	206	14
20 Wisconsin	5-1	160	NR
21 Villanova	4-1	114	19
22 Southern Illinois	3-1	109	18
23 Brigham Young	5-1	88	NR
24 USC	5-1	69	NR
25 Xavier	4-1	65	NR

Others Receiving Votes: North Carolina State 56, Kansas State 50, Syracuse 50, Saint Mary's 39, Virginia 36, Arizona 34, Vanderbilt 33, Miami (FL) 28, Arkansas 22, Ohio State 21, Connecticut 17, Stanford 16, Oklahoma 13, Illinois 11, Florida State 10, Miami (OH) 10, Holy Cross 7, Florida 6, Missouri 6, California 4, New Mexico 3, Seton Hall 2, Baylor 2

## OVER THE AIR

### TELEVISION:

#### ESPN

Sean McDonough (play-by-play)

Bill Raftery, Jay Bilas (analysts)

### RADIO:

#### UConn Radio Network

#### WTIC-AM 1080

Joe D'Ambrosio (play-by-play)

Wayne Norman (analyst)

Kevin Ingles (engineer)



WTIC-Hartford  
(1080-AM)

WILI-Willimantic  
(1400-AM)

WICC-Bridgeport  
(600-AM)



2007-2008 University of Connecticut Basketball Media Notes

DECEMBER 1, 2007 vs. Gonzaga  
UConnHuskies.com



### All-Time Division I Coaching Win Leaders

Name	Next Game	Schools Coached (Years)	Wins
1. Bob Knight*	11/28 vs. TCU	Army (66-71), Indiana (72-00), Texas Tech (02-→)	895
2. Dean Smith		North Carolina (62-97)	879
3. Adolph Rupp		Kentucky (54-72)	876
4. Jim Phelan		Mount St. Mary's (55-03)	830
5. Eddie Sutton		Creighton (70-74), Arkansas (75-85), Kentucky (86-89), Ok St (91-06)	798
6. Lefty Driesell		Davidson (61-69), Maryland (70-86), JMU (89-97), GA St. (98-03)	786
7. Lute Olson*	11/28 vs. Cal-St. Fullerton	Long Beach St. (74), Iowa (75-83), Arizona (84-→)	784
8. Mike Krzyzewski*	12/1 vs. Davidson	Army (76-80), Duke (81-→)	781
9. Lou Henson		Hardin-Simmons (63-66), Illinois (76-96), NM St. (67-75, 98-05)	780
10. Hank Iba		NW Mo St. (30-33), Colorado (34), Oklahoma State (35-70)	764
11. Ed Diddle		Western Kentucky (23-64)	759
12. Jim Calhoun*	12/1 vs. Gonzaga	Northeastern (73-86), Connecticut (87-→)	755
13. Jim Boeheim*	11/28 vs. UMass	Syracuse (77-→)	754
14. Phog Allen		Baker (06-08), Haskell (09), C Mo. St. (13-19), Kansas (08-09, 20-56)	746
15. John Chaney		Cheney (73-82), Temple (83-06)	741

\*Denotes active coaches and wins through November 27, 2007.

**DICE IS ROLLIN':** Jerome Dyson is averaging 13.5 points per game this season and has reached double figures in five of six games on the year. He comes off 15 points and a career-high nine assists in the win over FAMU. Dyson led the Huskies in scoring as a freshman and started this season with 20 points in the opener vs Morgan State. Dyson reached double figures in 11 of the last 12 contests last season and averaged 19.9 points per game in the last seven contests. He finished the season with 21 points in the BIG EAST Tournament contest vs. Syracuse, giving him 20 or more points in five of seven games. Including this season's action, he now has reached 20 points or more seven times in 36 career games.

**PRICE CHECK:** A.J. Price is averaging 13.0 points per game and also averages 5.4 assists and 4.0 rebounds. He was the MVP of the Storrs Regional and was named to the All-Tournament team in the 2K Sports College Hoops Classic. Price led the Huskies in scoring in three straight games over the first two weeks of the season, averaging 21.6 points in the process, including 24 points in the win over Buffalo and 23 points in the loss to No. 3 Memphis. He has recorded a career-best nine assists in two contests this season, while also leading the Huskies in steals.

**ADRIEN TIMES TWO:** Jeff Adrien comes off 16 points and 15 rebounds in the win over FAMU, his 19th career double-double and third of the season. He had a career-best 24 points in the win over Gardner Webb, adding 14 rebounds. Adrien is averaging 13.0 points and 8.3 rebounds on the year. Adrien tied for the lead in the BIG EAST last season with 15 double-doubles.

**HASH MAKING HIS MARK:** Hasheem Thabeet is coming off a near triple-double in the win over FAMU, totaling 12 points, 12 boards and nine blocked shots. The nine blocks is one off the school record he currently shares with Donyell Marshall and Emeka Okafor. He put together a career-night in the win over Gardner-Webb November 20, posting career-bests with 22 points and 14 rebounds. Thabeet is averaging 10.5 points and 9.8 rebounds on the year, adding 2.7 blocked shots per contest. As a freshman in 2006-07, Thabeet led the BIG EAST and was No. 3 nationally in blocked shots at 3.8 per game.

**THE CALHOUN COACHING TREE:** UConn and head coach Jim Calhoun proudly boast of seven former Husky assistants now serving as head coaches at Division I schools in 2007-08. **Dave Leitao**, who played for Jim Calhoun at Northeastern and was on Calhoun-staffs at both Northeastern and Connecticut for 18 years, is the head coach of basketball at the University of Virginia. **Howie**

**Dickenman**, a Jim Calhoun assistant at UConn for 10 seasons, is the head coach of basketball at Central Connecticut State University. **Karl Hobbs**, a former UConn basketball captain who assisted Jim Calhoun at Connecticut for eight seasons, is the head coach of basketball at George Washington University. **Glen Miller**, who was a Jim Calhoun assistant at UConn for six years, is the head coach of basketball at the University of Pennsylvania. **Steve Pikiell**, who captained UConn's 1989-90 "Dream Team" for Coach Jim Calhoun and was a Husky assistant coach in 1991-92, is head coach of basketball at Stony Brook University. **Ted Woodward**, an assistant coach in Jim Calhoun's first three years at Connecticut, is head coach of basketball at the University of Maine. Tom Moore spent 13 seasons working with Jim Calhoun after coming to UConn in 1994. Tom was named

the head coach at Quinnipiac University in March and became the seventh Jim Calhoun-UConn assistant to become a head coach. In 2007, four of these coaches advanced to the NCAA Tournament (Leitao, Dickenman, Hobbs, Miller).

**FG% DEFENSE LEADERS:** UConn looks poised to continue its annual presence among the national leaders in field goal percentage defense, now having finished among the nation's top 15 schools in ten of the last 12 seasons. The Huskies are allowing their opponents to shoot 35.8% from the field this season. In 2006-07, UConn held opponents to 37.1% from the field and ranked No. 1 nationally. That marked the sixth straight finish in the top five and the second time in four years that the Huskies led the nation in the category.

**OUT OF THE BLOCKS AGAIN:** The Huskies have owned the statistical category of blocked shots for the past six seasons and, with 60 blocks (10.0/game) in six games, looks prepared to make a run at it again. Nine different players have already blocked at least one shot. UConn is the only school in NCAA history to lead the country in blocked shots for six straight seasons, turning the trick in 2006-07 once again. Last season, the Huskies blocked 266 shots (8.6/game), led by Hasheem Thabeet, who had 119 of the 266 rejections. Eleven different players recorded a blocked shot on the 2006-07 season. UConn has averaged national leading totals of 8.6 in 2006-07, 8.8 in 2005-06, 8.9 blocks in 2004-05, 8.1 blocks in 2003-04, 7.7 blocks in 2002-03 and 6.9 blocks in 2001-02.

**HUSKIES IN THE NBA:** UConn has more alums on active 2007-08 NBA rosters than any other school in the country. The Huskies have 13 former players on NBA rosters, outdistancing Duke (12), North Carolina (12), Arizona (10), UCLA (10), Kentucky (10), Florida (10), Michigan State (8) and Kansas (8). The 13 former Husky performers for head coach Jim Calhoun who have started the 2007-08 NBA season on active rosters are: Donyell Marshall (Cavaliers)-in his 14th NBA season, Ray Allen (Celtics)-in his 11th NBA season; Kevin Ollie (76ers)-in his 11th NBA season; Richard Hamilton (Pistons)-in his 9th NBA season; Jake Voskuhl (Bucks)-in his 8th NBA season; Caron Butler (Wizards)-in his 6th NBA season; Emeka Okafor (Bobcats)-in his 4th NBA season; Ben Gordon (Bulls)-in his 4th NBA season; Charlie Villanueva (Bucks)-in his 3rd NBA season; Rudy Gay (Grizzlies)-in his 2nd NBA season; Hilton Armstrong (Hornets)--in his 2nd NBA season; Marcus Williams (Nets)--in his 2nd NBA season; Josh Boone (Nets)--in his 2nd NBA season.



**JOHNSON TO TRANSFER:** Junior Marcus Johnson has asked for permission to speak to other schools and will be transferring from the University, it was announced by Head Coach Jim Calhoun on November 5. Johnson will complete the fall academic semester at UConn, but will no longer be a member of the basketball program. Johnson did not appear in the exhibition contest against Bryant due to an injured right elbow. He is scheduled to undergo an MRI and x-rays on his elbow later this week. He did appear in UConn's exhibition on November 1 against Assumption, playing six minutes and scoring three points. Johnson appeared in 51 games in his two seasons, starting 24. He had a career average of 4.9 points per game and shot 50.0% from the field. As a sophomore in 2006-07, Johnson appeared in all 31 games, starting at small forward position in 19 contests. He averaged 5.5 points and 3.0 rebounds in 16.7 minutes per game, reaching double-figures seven times and leading the team in steals on eight occasions.

**HUSKIES TABBED SIXTH:** Connecticut earned a preseason ranking of sixth in the annual coaches' poll announced by the conference October 24 at its annual Media Day at Madison Square Garden. The complete poll was as follows, with first place votes in parenthesis and total points listed: T1. Georgetown (8) 217, Louisville (8) 217; 3. Marquette 191; 4. Pittsburgh 170; 5. Syracuse 153; 6. Connecticut 149; 7. Villanova 143; 8. Providence 141; 9. Notre Dame 122; 10. West Virginia 112; 11. DePaul 79; 12. Cincinnati 62; 13. Seton Hall 56; 14. St. John's 52; 15. Rutgers 32; 16. USF 23.

**ADRIEN NAMED ALL-BIG EAST:** Junior forward Jeff Adrien (Brookline, Mass.) was named to the 2007-08 Preseason All-BIG EAST Team, as voted on by league coaches and announced by the conference Wednesday at its annual media day at Madison Square Garden. In addition, this year's team was picked to finish sixth in the conference in the Preseason Coaches' Poll. The 6-7 Adrien earned preseason recognition after being named to the All-BIG EAST Second Team last season. He averaged 13.1 points and 9.7 rebounds while starting 31 games and playing 33.1 minutes per contest. The complete team follows: Roy Hibbert, Georgetown, Jeff Adrien, Connecticut, Jonathan Wallace, Georgetown, David Padgett, Louisville, Terrence Williams, Louisville, Dominic James, Marquette, Jerel McNeal, Marquette, Geoff McDermott, Providence, Kentrell Gransberry, USF, Eric Devendorf, Syracuse, Scottie Reynolds, Villanova.

**PRESEASON NOMINEES:** A pair of Husky juniors are preseason nominees for prestigious national honors. Jeff Adrien is one of 50 candidates for the John R. Wooden National Player of the Year Award, given to the nation's best player. A.J. Price is among 40 players chosen for consideration for the Bob Cousy Award, given to the top point in Division I, II and III.

**HOLIDAY TOY DRIVE:** The University of Connecticut Student-Athlete Advisory Committee (SAAC) will sponsor a Holiday Toy Drive at the following events where patrons are asked to bring new and unwrapped toys: women's basketball vs. Virginia on Dec. 5 in Hartford; men's basketball vs. Northeastern on Dec. 6 in Storrs. The toy drive will benefit the Cornerstone Foundation and the Village in Rockville, Conn.

**TICKETS AVAILABLE:** Season tickets, mini-plans and single game tickets for the 2007-08 University of Connecticut men's basketball season are on sale now for all games, both at Gampel Pavilion and at the Hartford Civic Center. Tickets are available for purchase at UConnHuskies.com; by calling Ticketmaster at 860-525-4500 or 203-624-0033; or at the UConn Athletic Ticket Office in Storrs on Monday-Friday from 9:00 a.m. to 4:30 p.m.

## UCONN AND GONZAGA Series History Box Scores

Wednesday, November 23, 2005, Lahaina Civic Center, Lahaina, Maui, Hawaii

#3 Connecticut 65, #8 Gonzaga 63

GONZAGA		TOT	3-PT	REBS											
No.	N A M E	FG-A	FG-A	FT-A	OF	DE	TOT	PF	TP	A	TO	BLK	S	MIN	
03	Morrison, Adam	f	8-19	2-3	0-0	4	1	5	0	18	1	1	1	0	36
32	Mallon, Sean	f	2-4	1-1	0-0	3	4	7	2	5	2	1	2	0	24
13	Batista, J.P.	c	7-16	0-0	5-6	2	6	8	3	19	2	2	0	1	32
04	Altidor-Cespedes, P.	g	1-1	1-1	0-0	0	4	4	1	3	1	0	0	0	13
05	Raivio, Derek	g	2-12	0-7	4-4	0	1	1	3	8	4	1	0	0	36
02	Pargo, Jeremy	g	1-6	0-0	0-0	1	2	3	1	2	0	1	0	3	26
20	Gurganious, Larry	g	2-4	0-0	0-1	1	3	4	0	4	0	1	0	1	9
25	Pendergraft, David	g	2-3	0-1	0-0	3	3	6	5	4	0	1	0	0	19
34	Diallo, Mamery	g	0-0	0-0	0-0	0	0	0	0	0	0	1	0	0	2
42	Heytvelt, Josh	g	0-3	0-0	0-0	2	0	2	2	0	0	0	0	1	3
TEAM						4		0		4				1	
TOTALS		25-68	4-13	9-11	20	24	44	17	63	10	10	3	6	200	
TOT-FG 1stH: 14-36 38.9%		2ndH: 11-32 34.4%		Game: 36.8%		Deadbl									
3pt-FG 1stH: 1-6 16.7%		2ndH: 3-7 42.9%		Game: 30.8%		Rebs									
FThrow 1stH: 2-4 50.0%		2ndH: 7-7 100%		Game: 81.8%		1									

CONNECTICUT		TOT	3-PT	REBS											
No.	N A M E	FG-A	FG-A	FT-A	OF	DE	TOT	PF	TP	A	TO	BLK	S	MIN	
21	BOONE, Josh	f	3-6	0-0	2-2	0	4	4	3	8	1	0	1	0	33
22	GAY, Rudy	f	5-10	0-3	0-1	1	1	2	4	10	0	1	0	0	21
11	ARMSTRONG, Hilton	c	2-4	0-0	1-5	3	4	7	1	5	2	2	5	1	31
24	AUSTRIE, Craig	g	1-4	1-3	3-5	1	4	5	3	6	4	3	0	0	33
33	BROWN, Denham	g	4-11	1-5	0-0	0	4	4	0	9	2	1	0	1	32
01	JOHNSON, Marcus	g	0-0	0-0	0-0	0	1	1	0	0	0	1	0	0	6
04	ADRIEN, Jeff	g	4-6	0-0	3-3	2	2	4	2	11	0	0	2	0	12
25	GARRISON, Rob	g	1-2	0-0	0-0	0	0	0	1	2	1	0	0	0	7
31	ANDERSON, Rashad	g	5-9	3-4	1-2	0	3	3	1	14	1	0	0	0	22
32	NELSON, Ed	g	0-1	0-0	0-0	0	1	1	1	0	0	0	0	0	3
TEAM						2		0		2				11	
TOTALS		25-53	5-15	10-18	9	24	33	16	65	22	10	8	2	200	
TOT-FG 1stH: 12-23 52.2%		2ndH: 13-30 43.3%		Game: 47.2%		Deadbl									
3pt-FG 1stH: 3-6 50.0%		2ndH: 2-9 22.2%		Game: 33.3%		Rebs									
FThrow 1stH: 6-10 60.0%		2ndH: 4-8 50.0%		Game: 55.6%		3									

OFFICIALS: Mike Kitts, John Higgins, Mike Stuart; ATTENDANCE: 2,400

SCORE BY PERIODS:	1st	2nd	TOTAL
Gonzaga (3-1)	31	32	63
Connecticut (4-0)	33	32	65

NCAA TOURNAMENT WEST REGION FINAL-- #1 CONNECTICUT 67, #10 GONZAGA 62  
SATURDAY, MARCH 20, 1999, AMERICA WEST ARENA, PHOENIX, AZ

VISITORS: GONZAGA		REBOUNDS																
No.	N A M E	FG	FGA	3FG	3FGA	FT	FTA	OF	DE	TOT	PF	TP	A	TO	BLK	S	MIN	
24	Frahm, Richie	f	2	11	1	7	2	2	1	1	2	0	7	2	2	0	1	32
31	Calvary, Casey	f	4	7	1	1	0	1	5	3	8	3	9	1	2	2	0	33
34	Eaton, Jeremy	c	4	8	0	0	3	4	0	4	4	3	11	1	1	3	2	25
11	Hall, Quentin	g	6	12	2	5	4	6	1	7	8	5	18	1	3	0	1	33
13	Santangelo, Matt	g	1	9	0	4	0	1	0	0	0	2	2	2	1	0	1	29
15	Floyd, Ryan	g	0	2	0	1	4	4	1	0	1	2	4	2	0	0	1	11
22	Leasure, Mike	g	1	3	1	2	4	4	2	1	3	2	7	0	1	0	0	8
23	Spink, Mark	g	0	1	0	0	0	0	0	1	1	1	0	0	0	0	0	4
25	Nilson, Mike	g	0	1	0	0	0	0	2	2	4	3	0	1	0	0	0	15
30	Dench, Axel	g	2	3	0	1	0	0	1	1	2	2	4	0	1	0	2	10
TEAM								0		0						10		
TOTALS		20	57	5	21	17	22	13	20	33	23	62	10	12	5	8	200	
TOTAL FG% 1st Half: 10-30 .333		2nd Half: 10-27 .370		Game: .351		DEADBALL												
3-Pt. FG% 1st Half: 3-11 .273		2nd Half: 2-10 .200		Game: .238		REBOUNDS												
F Throw % 1st Half: 9-12 .750		2nd Half: 8-10 .800		Game: .773		3, 1												

HOME TEAM: CONNECTICUT		REBOUNDS																
No.	N A M E	FG	FGA	3FG	3FGA	FT	FTA	OF	DE	TOT	PF	TP	A	TO	BLK	S	MIN	
14	Freeman, Kevin	f	4	14	0	0	5	7	10	5	15	3	13	0	3	1	2	37
32	Hamilton, Richard	f	9	16	0	2	3	6	0	4	4	2	21	2	2	0	0	37
43	Voskuhl, Jake	c	3	5	0	0	0	0	3	6	9	4	6	1	0	1	0	19
21	Moore, Ricky	g	3	6	0	0	6	6	0	3	3	2	12	3	1	0	1	38
42	El-Amin, Khalid	g	0	12	0	6	5	6	1	3	4	2	5	4	2	0	0	24
03	Jones, Rashamel	g	1	2	0	0	0	0	2	0	2	0	2	0	0	0	0	7
23	Mouring, Albert	g	0	1	0	1	0	0	0	1	1	0	0	2	0	1	8	
31	Harrison, E.J.	g	0	1	0	0	0	0	1	1	2	1	0	2	0	0	1	7
51	Saunders, Edmund	g	4	8	0	0	0	2	4	3	7	3	8	0	1	0	0	23
TEAM								0		0						10		
TOTALS		24	65	0	9	19	27	21	26	47	18	67	12	11	2	5	200	
TOTAL FG% 1st Half: 11-29 .379		2nd Half: 13-36 .361		Game: .369		DEADBALL												
3-Pt. FG% 1st Half: 0-2 .000		2nd Half: 0-7 .000		Game: .000		REBOUNDS												
F Throw % 1st Half: 9-13 .692		2nd Half: 10-14 .714		Game: .704		7												

OFFICIALS: Andre Pattillo, Larry Rose, Bobby Hunt

ATTENDANCE: 18,053

SCORE BY PERIODS:	1st	2nd	TOTAL
GONZAGA (28-7)	32	30	62
CONNECTICUT (32-2)	31	36	67

GAME NOTES: UConn advances to the Final Four for the first time in school history... Senior Ricky Moore ties UConn's all-time record for games played with 132... Senior Rashamel Jones plays in his school record 11th NCAA Tournament game... Hamilton is named the West Region Most Outstanding Player and is joined on the All-Region Team by Kevin Freeman, Ricky Moore, and Quentin Hall and Casey Calvary of Gonzaga... The game featured 11 ties and six lead changes... Final tie came at 5:59 left, but Freeman put UConn in the lead for good with two free throws at the 5:29 mark... Gonzaga got to within one point, at 63-62 with 36 seconds left on a Hall three-pointer, but UConn scored the final four points of the game, including a pair of Freeman free throws with five seconds left to clinch the win.



# 2007-08 University of Connecticut Men's Basketball

## TV/Radio Photo Roster




**2** **DONNELL BEVERLY**  
Fr., G, 6-4, 190  
Hawthorne, Calif.



**3** **DOUG WIGGINS**  
So., G, 6-1, 165  
East Hartford, Conn.



**4** **JEFF ADRIEN**  
Jr., F, 6-7, 243  
Brookline, Mass.



**11** **JEROME DYSON**  
So., G, 6-4, 190  
Rockville, Md.



**12** **A.J. PRICE**  
Jr., G, 6-2, 181  
Amityville, N.Y.




**14** **CURTIS KELLY**  
So., F, 6-9, 234  
Bronx, N.Y.




**21** **STANLEY ROBINSON**  
So., F, 6-9, 200  
Birmingham, Ala.



**24** **CRAIG AUSTRIE**  
Jr., G, 6-3, 176  
Stamford, Conn.



**32** **JONATHAN MANDELDOVE**  
So., C, 7-0, 240  
Stone Mountain, Ga.



**33** **GAVIN EDWARDS**  
So., F, 6-9, 234  
Gilbert, Ariz.



**34** **HASHEEM THABEET**  
So., C, 7-3, 263  
Dar Es Salaam, Tanzania



**JIM CALHOUN**  
Head Coach  
22nd Year at UConn



**GEORGE BLANEY**  
Associate Head Coach  
7th Year at UConn



**ANDRE LaFLEUR**  
Assistant Coach  
7th Year at UConn



**PATRICK SELLERS**  
Assistant Coach  
4th Year at UConn



**BEAU ARCHIBALD**  
Director of Operations  
1st Year at UConn



# Head Coach JIM CALHOUN 22nd Season at Connecticut



**Born:**  
May 10, 1942  
in Braintree, Massachusetts

**Family:**  
Wife: Pat (Married in 1966)  
Children (2):  
James (Jennifer), Jeffrey (Amy)  
Grandchildren (6):  
Emily, Katie, Sam,  
Avery, Reese, Peyton

**High School:**  
Braintree High School,  
graduated 1960

**College:**  
American International College  
(Springfield, Mass.) grad. 1968

**Head Coaching Career:**  
Old Lyme (Conn.) H.S.-- 1968-69  
Westport (Mass.) H.S.-- 1969-70  
Dedham (Mass.) H.S.-- 1970-72  
Northeastern Univ.-- 1972-86  
Univ. of Connecticut-- 1986-

Now in his 22nd season as head coach at the University of Connecticut and his 36th year as a collegiate head coach, Jim Calhoun has unquestionably stood the test of time in establishing himself as perhaps the greatest program builder in college basketball history.

Jim Calhoun's coaching success story includes winning two NCAA National Championships (1999, 2004) at Connecticut, passing the elite 700-win plateau, and earning basketball's highest honor, election into the Naismith Memorial Basketball Hall of Fame as a member of the Class of 2005. Coach Calhoun is also a member of the Founding Class of the National Collegiate Basketball Hall of Fame, announced in November of 2006.

The beginning of what has become one of college basketball's greatest coaching achievements—transforming the University of Connecticut into one of the nation's elite programs—was launched in May of 1986 when Jim Calhoun was named head coach.

More than twenty years later, UConn Basketball sits atop the college basketball landscape with a pair of NCAA National Championships, an NIT Championship, recognition as the most successful program in the history of the Big East Conference with a record-setting 16 league titles, and annual acknowledgement as one of America's truly outstanding college programs.

In addition, the Connecticut Basketball program is now led by a Hall of Fame coach.

In September of 2005, with some 60 of his former players in attendance, Jim Calhoun's four decade body of work as one of college basketball's greatest coaches was formally rewarded when the UConn coach was enshrined as a coach into the Basketball Hall of Fame.

In April of 2004, Jim Calhoun cemented his place among the all-time collegiate coaching greats and as a future member of the Hall of Fame by leading UConn to the 2004 national title. In directing Connecticut to its second NCAA National Championship in a six-year span, Jim Calhoun became, at the time, only the second coach to win multiple NCAA titles since the tournament field expanded to 64 teams in 1985.

On March 2, 2005, Jim Calhoun joined an elite club, becoming one of only 19 coaches in NCAA Division I basketball history to

reach the 700-win plateau when UConn beat Georgetown, 83-64.

Within a six-day period in April 2005, Jim Calhoun was honored with two career awards. On April 4, 2005, the Naismith Memorial Basketball Hall of Fame introduced Coach Calhoun as a Class of 2005 Hall of Fame enshrinee. On April 9, 2005, Coach Calhoun became just the seventh recipient of the prestigious John R. Wooden "Legends of Coaching Award" presented by the Los Angeles Athletic Club. Previous winners of the award include Hall of Fame coaches Dean Smith, Mike Krzyzewski and Lute Olson.

In his 36th season as a head coach on the NCAA Division I collegiate level, Jim Calhoun's overall collegiate head coaching record is 755-329 (69.6% winning effort). That includes a 248-137 (64.4%) record in 14 seasons as head coach at Northeastern (MA) University and a 507-192 (72.5%) mark in his 22nd season at Connecticut.

In his time at Connecticut, Jim Calhoun has compiled a stunning 48-15 overall record in national postseason tournament competition (36-11 in NCAA play, 12-4 in NIT play). His 36 NCAA wins at UConn, all achieved in the past 17 years, far outdistances the entire total of four NCAA victories recorded at Connecticut before Coach Calhoun took over the Husky basketball program in the spring of 1986.

Jim Calhoun has led UConn to 14 NCAA bids in the past 18 years. Under Coach Calhoun's direction, UConn has never lost a NCAA First Round game and UConn is a stunning 25-3 in NCAA First and Second Round competition since 1990. The Huskies have earned 11 NCAA Sweet 16 berths in the past 18 years, seven Elite Eight appearances, two NCAA Final Four trips and two National Championships.

Under Coach Calhoun, UConn has captured a league record 16 BIG EAST Championships, ten regular season crowns and six tournament titles. The Huskies are 28-15 in BIG EAST Tournament play under Calhoun.

Even before capturing the 2004 NCAA title, Connecticut basketball under head coach Jim Calhoun had achieved a unique "double", winning the 1999 NCAA Division I National Championships as well as the 1988 National Invitation Tournament (NIT) Championship.

Overall Record:	755-329 (.696)
Overall Record at Connecticut:	507-192 (.725)
BIG EAST Record (includes tournament):	254-141 (.643)
Overall Record at Northeastern:	248-137 (.644)
ECAC North Atlantic Record (includes tournament):	68-14 (.829)
Overall National Postseason Record:	51-20 (.718)
National Postseason Record at Connecticut:	48-15 (.762)
NCAA Record at Connecticut:	36-11 (.766)
NIT Record at Connecticut:	12-4 (.750)
BIG EAST Tournament Record:	28-15 (.651)
ECAC North Atlantic Tournament Record:	13-2 (.867)

### NCAA Championship Appearances (19) (14 at Connecticut, 5 at Northeastern)

1981, 1982, 1984, 1985, 1986, 1990, 1991, 1992, 1994, 1995,  
1996, 1998, 1999, 2000, 2002, 2003, 2004, 2005, 2006

### NCAA Championships (2)

1999, 2004

### NCAA Final Four (2)

1999, 2004

### NCAA Elite Eight (7)

1990, 1995, 1998, 1999, 2002, 2004, 2006

### NCAA Sweet 16 (11)

1990, 1991, 1994, 1995, 1996, 1998, 1999, 2002, 2003, 2004, 2006

### National Invitation Tournament Appearances (5)

1988, 1989, 1993, 1997, 2001

### NIT Championships (1)

1988

### BIG EAST Regular Season Championships (10)

89-90, 93-94, 94-95, 95-96, 97-98, 98-99, 01-02, 02-03, 04-05, 05-06

### BIG EAST Tournament Championships (6)

1990, 1996, 1998, 1999, 2002, 2004

### ECAC North/ ECAC NAC Regular Season Championships (5)

80-81, 81-82, 83-84, 84-85, 85-86

### ECAC North/ ECAC NAC Tournament Championships (5)

1981, 1982, 1984, 1985, 1986

### University of Connecticut-- 1986-present

Year	W-L Overall	Pct.	W-L BIG EAST	Pct.	Final National Ranking	Postseason
2006-07	17-14	.548	6-10	.375	-	-
2005-06	30-4	.882	14-2	.875	2/4	NCAA Elite 8
2004-05	23-8	.742	13-3	.813	13/17	NCAA 2nd Rd
2003-04	33-6	.846	12-4	.750	7/1	NCAA Champions
2002-03	23-10	.697	10-6	.625	23/11	NCAA Sweet 16
2001-02	27-7	.794	13-3	.813	10/6t	NCAA Elite 8
2000-01	20-12	.625	8-8	.500	-	NIT 2nd Rd
1999-00	25-10	.714	10-6	.625	20/-	NCAA 2nd Rd
1998-99	34-2	.944	16-2	.889	3/1	NCAA Champions
1997-98	32-5	.865	15-3	.833	6/7	NCAA Elite 8
1996-97	18-15	.545	7-11	.389	-	NIT 3rd Place
1995-96	30-2	.938	17-1	.944	3/8	NCAA Sweet 16
1994-95	28-5	.848	16-2	.889	8/6	NCAA Elite 8
1993-94	29-5	.853	16-2	.889	4/7	NCAA Sweet 16
1992-93	15-13	.536	9-9	.500	-	NIT
1991-92	20-10	.667	10-8	.556	-	NCAA 2nd Rd
1990-91	20-11	.645	9-7	.563	-	NCAA Sweet 16
1989-90	31-6	.838	12-4	.750	3/3	NCAA Elite 8
1988-89	18-13	.581	6-10	.375	-	NIT Quarterfinals
1987-88	20-14	.588	4-12	.333	-	NIT Champions
1986-87	9-19	.321	3-13	.188	-	-

### Northeastern University-- 1972-1986

Year	W-L Overall	Pct.	W-L ECAC NAC	Pct.	Postseason
1985-86	26-5	.839	16-2	.889	NCAA
1984-85	22-9	.710	13-3	.813	NCAA
1983-84	27-5	.844	14-0	1.000	NCAA 2nd Rd
1982-83	13-15	.464	4-6	.400	-
1981-82	23-7	.767	8-1	.889	NCAA 2nd Rd
1980-81	24-6	.800	-	-	NCAA 2nd Rd
1979-80	19-8	.704	-	-	-
1978-79	13-13	.500	-	-	-
1977-78	14-12	.538	-	-	-
1976-77	12-14	.462	-	-	-
1975-76	12-13	.480	-	-	-
1974-75	12-12	.500	-	-	-
1973-74	12-11	.522	-	-	-
1972-73	19-7	.731	-	-	-



## Head Coach JIM CALHOUN, page 2

When he arrived at Connecticut as the 17th head coach of men's basketball on May 15, 1986, Jim Calhoun immediately began to chart a new course for success. He promised to "do it the right way, with no short cuts". He noted he wanted to establish a program at UConn that would annually be called one of the top programs in the nation.

Mission accomplished.

One collegiate basketball writer, authoring an article on Connecticut basketball for a national publication, said it best when he noted, "Bringing the UConn program to this point from where it was when he took over is nothing short of miraculous".

Jim Calhoun ranks No. 9 all-time in NCAA career victories with 39 (36-11 at Connecticut, 3-5 at Northeastern). Coach Calhoun is 39-16 in overall NCAA play (with two NCAA titles).

Jim Calhoun's overall career record for national postseason tournament competition is a remarkable 51-20 (39-16 in NCAA play, 12-4 in NIT play). He has coached in the NCAA Tournament 19 times and in the NIT five times (including winning the 1988 NIT title).

Much like his success at Connecticut, Jim Calhoun's performance as head coach at Northeastern (MA) University in Boston for 14 seasons was nothing short of sensational. He developed a program from Division II status to a nationally-recognized squad which became a perennial NCAA Division I tournament team. At NU, Jim Calhoun won 20 or more games in five of his last six seasons, chalked up a brilliant 135-47 record during that span, and earned five NCAA Division I tournament berths.

His final three years at Northeastern resulted in NCAA automatic bids each season and a three-year mark of 75-19.

At Northeastern, Jim Calhoun's teams averaged 17.9 wins per season. He was a three-time New England "Coach of the Year" and a three-time Kodak District I "Coach of the Year".

In leaving Northeastern in 1986, Coach Calhoun left perhaps the most talented team in the school's history, along with a first round NBA draft pick in senior Reggie Lewis, who later became captain of the Boston Celtics before his untimely death during the summer of 1993.

As was the case at Northeastern, Jim Calhoun's success at producing top-flight collegiate stars, who also excel at the professional basketball level, is an annual happening at Connecticut. A total of 24 former UConn stars that played for Coach Calhoun have been part of the National Basketball Association (NBA). They include: Clifford Robinson (New Jersey Nets/Golden State Warriors/Detroit Pistons/Phoenix Suns/Portland Trail Blazers), Tate George (New Jersey Nets), Chris Smith (Minnesota Timberwolves), Scott Burrell (New Jersey Nets/Chicago Bulls/Charlotte Hornets), Donyell Marshall (Cleveland Cavaliers/Toronto Raptors/Chicago Bulls/Utah Jazz/Golden State Warriors), Donny Marshall (New Jersey Nets/Cleveland Cavaliers), Kevin Ollie (Philadelphia 76ers/Cleveland Cavaliers/Seattle Sonics/Milwaukee Bucks/Indiana Pacers/Chicago Bulls/New Jersey Nets/Orlando Magic/Sacramento Kings/Dallas Mavericks), Ray Allen (Boston Celtics/Seattle Sonics/Milwaukee Bucks), Travis Knight (New York Knicks/Boston Celtics/Los Angeles Lakers), Doron Sheffer (Los Angeles Clippers), Richard Hamilton (Detroit Pistons/Washington Wizards), Khalid El-Amin (Chicago Bulls/Dallas Mavericks/Miami Heat), Jake Voskuhl (Milwaukee Bucks/Charlotte Bobcats/Phoenix Suns/Chicago Bulls), Kevin Freeman (New Jersey Nets), Ricky Moore (Charlotte Hornets/Detroit Pistons), Caron Butler (Washington Wizards/Los Angeles Lakers/Miami Heat), Emeka Okafor (Charlotte Bobcats), Ben Gordon (Chicago Bulls), Charlie Villanueva (Milwaukee Bucks/Toronto Raptors), Hilton Armstrong (New Orleans/Oklahoma City Hornets), Josh Boone (New Jersey Nets), Denham Brown (Seattle Sonics), Rudy Gay (Memphis Grizzlies) and Marcus Williams (New Jersey Nets).

Thirteen of those Connecticut stars are listed on NBA regular season rosters in 2007-08, more than any other school in the country. In February of 2007, Ray Allen, Richard Hamilton and Caron Butler all appeared in the NBA All-Star Game. UConn was the only college in the nation represented by three players in the contest. This was the second straight season the University of Connecticut was represented in the NBA All-Star game by multiple former Husky standouts. In 2006, Hamilton made his first NBA All-Star appearance and was joined by Allen, who has been an all-star seven times in his career. Three UConn players have also been members of NBA Championship teams (Scott Burrell with the Chicago Bulls in 1998, Travis Knight with the Los Angeles Lakers in 2000, Richard Hamilton with the Detroit Pistons in 2004).

A former All-New England player at American International College in Springfield, MA, Jim Calhoun graduated from AIC in 1968 with a Bachelor of Arts Degree in Sociology. At AIC, he lettered three years while leading the Yellow Jacket basketball team in scoring as a junior and senior. He captained his alma mater in his senior year and left the school as the fourth all-time leading scorer along with helping the school earn an NCAA Division II playoff berth. He is a member of the AIC Athletic Hall of Fame and in the summer of 1994 earned the prestigious distinction of being elected to serve as a member of the American International College Board of Trustees. In the spring of 2000, Jim Calhoun served as the main commencement speaker at AIC's 115th graduation exercises and received an honorary degree from his alma mater.

Jim Calhoun began his coaching career at AIC, serving as an assistant basketball coach from 1966-68. After one year as head coach of basketball at Old Lyme High School in Connecticut, and one year as head coach of Westport High School in Westport, MA, Jim Calhoun moved on to become head coach at Dedham High School in Massachusetts. He quickly rebuilt the program, fashioning a 21-1 record in 1971-72 and seeing his club advance to the State Division I semi-finals.

In October of 1972, he moved into the collegiate coaching ranks at Northeastern University in Boston. In the years to follow, the Northeastern Huskies would dominate the ECAC North Atlantic Conference under his guidance. Northeastern won the league's regular season championship four times and shared the top spot two other times in seven years of conference play. NU also won five of the seven league tournaments and Coach Calhoun's record against conference competition in his career at NU was 74-13. While at Northeastern, he was inducted into the NU Sports Hall of Fame.

In addition to his busy schedule as head coach of the Connecticut basketball program, Jim Calhoun and his family are heavily involved in a number of regional and national charitable and educational efforts.

In November of 1998, Jim Calhoun and his wife Pat began a wide-ranging commitment to the cardiology program at the University of Connecticut Health Center, establishing the Calhoun Cardiology Research Fund with a \$125,000 gift. In 1999, the Jim Calhoun Celebrity Classic Golf Tournament was launched and during the past eight years more than \$2.75 million has been raised in support of the Jim and Pat Calhoun Cardiology Research Endowment Fund.

In recognition of the dedication and commitment of Jim Calhoun and his family to cardiology research, the entire cardiology program at the University of Connecticut Health Center has been named the "Pat and Jim Calhoun Cardiology Center". A formal naming ceremony recognizing the on-going work of the Calhoun family was held in the spring of 2004.

In 2006, Jim and Pat Calhoun became actively involved with raising public awareness and research funding for Autism Speaks. The effort seeks to expand services for individuals with Autism Spectrum Disorders (ADS) and their families.

Since 1999, the Jim Calhoun Holiday Food Drive has supported food assistance agencies that serve the State of Connecticut. Nearly \$1 million has been raised to help families in need throughout Connecticut and the food drive culminates each year with Jim Calhoun, his family, and his players personally delivering meals to hundreds of families in the Hartford area.

In both 2003 and 2004, Jim Calhoun served as celebrity host of Coaches versus Cancer events called "Hoops For Hope". The black-tie galas raised in excess of \$400,000 for the American Cancer Society.

In June of 2007, The Big Y Jim Calhoun Cancer Challenge Ride celebrated its first year as an annual statewide event to benefit The Carole and Ray Neag Comprehensive Cancer Center at the University of Connecticut Health Center and Coaches vs. Cancer, a program established in 1993 by the American Cancer Society. The ride raised over \$225,000 in the fight against cancer.

For the past 13 years, Jim Calhoun has served as Honorary Chairman of the Juvenile Diabetes Foundation, helping generate in excess of \$4.5 million to fund diabetes research.

Jim and Pat Calhoun have a long-standing involvement with the Franciscan Life Center, counseling and education center operated in Meriden, CT by the Franciscan Sisters of the Eucharist. The Calhoun family has been involved annually in fund-raising activities by the Franciscan Sisters. Jim Calhoun has been honored with the "Saint Francis Award" for his dedication to Christian values and outstanding athletic achievements and in 1998 the Franciscan Sisters dedicated an outdoor basketball area, "Calhoun's Court", in honor of the UConn head coach at the Franciscan Life Center in Meriden.

Coach Calhoun has also served as an Honorary Chairperson/Director for several other charitable programs including the Ronald McDonald House Kids Classic Golf Tournament, the Ray of Hope Foundation Golf Tournament, the Connecticut Children's Medical Center and Children's Miracle Network, and the "Character Counts" program in the state of Connecticut.

In 2004, Jim Calhoun was the first recipient of an award by the Swim Across The Sound Prostate Cancer Institute and he now serves as the Honorary Chairman for that group's fund-raising efforts.

In October of 2005, the University of Connecticut Alumni Association recognized Jim Calhoun's two decades of outstanding contributions at UConn by honoring Coach Calhoun with its "Honorary Alumni Award".

In the fall of 1999, Jim Calhoun completed work on a book, "Dare To Dream-Connecticut Basketball's Remarkable March To The National Championship" is a first person account by Coach Calhoun of his life as a college coach with specific focus on the 1998-99 season. Working with Coach Calhoun on the book was Leigh Montville, a former senior writer at Sports Illustrated and a UConn graduate.

A graduate of Braintree (MA) High School, Jim Calhoun was a three-sport letter winner in football, basketball and baseball. As a senior captain, he earned All-Bay State League honors in football and basketball. His hometown of Braintree has bestowed a singular honor on Coach Calhoun, naming outdoor basketball courts in a city facility "Calhoun Park". He continues to return to Braintree to speak and conduct basketball clinics for area youths.

Born May 10, 1942 in Braintree, MA, Jim Calhoun and his wife Pat live in Pomfret, Connecticut. They have two sons, James and Jeffrey. James and his wife Jennifer live in Pasadena, California with daughters, Emily (born 3/5/99) and Katie (born 12/29/00) and a son Sam (born 6/8/03). Jeffrey and his wife Amy live in Glastonbury, Connecticut with daughters Avery (born 1/26/02), Reese (born 4/7/03) and Peyton (born 3/26/05).



# 2007-08 Statistics

## ALL GAMES

<b>RECORD:</b>	<b>OVERALL</b>	<b>HOME</b>	<b>AWAY</b>	<b>NEUTRAL</b>
<b>ALL GAMES.....</b>	<b>(5-1)</b>	<b>(4-0)</b>	<b>(0-0)</b>	<b>(1-1)</b>
<b>CONFERENCE.....</b>	<b>(0-0)</b>	<b>(0-0)</b>	<b>(0-0)</b>	<b>(0-0)</b>
<b>NON-CONFERENCE.....</b>	<b>(5-1)</b>	<b>(4-0)</b>	<b>(0-0)</b>	<b>(1-1)</b>

## Player	GP-GS	---TOTAL---		---3-PTS---		Pct		---REBOUNDS---		PF		FO		A		TO		Blk		Stl		Pts		Avg
		Min	Avg	FG	FGA	Pct	3FG	FGA	Pct	FT	FTA	Off	Def	Tot	Avg	PF	FO	A	TO	Blk	Stl	Pts		
11 DYSON, Jerome.....	6-6	173	28.8	27-71	.380	4-15	.267	23-30	.767	9	18	27	4.5	23	2	19	16	6	9	81	13.5			
12 PRICE, A.J.....	6-6	174	29.0	25-52	.481	6-17	.353	22-31	.710	3	21	24	4.0	8	0	32	9	1	12	78	13.0			
04 ADRIEN, Jeff.....	6-6	165	27.5	27-54	.500	0-1	.000	24-44	.545	17	33	50	8.3	11	0	12	22	10	3	78	13.0			
34 THABEET, Hasheem...	6-5	154	25.7	22-38	.579	0-0	.000	19-27	.704	24	35	59	9.8	14	0	3	13	16	3	63	10.5			
21 ROBINSON, Stanley..	6-6	153	25.5	25-62	.403	3-10	.300	3-12	.250	14	24	38	6.3	18	1	6	12	13	5	56	9.3			
03 WIGGINS, Doug.....	6-0	117	19.5	15-33	.455	6-17	.353	9-10	.900	3	13	16	2.7	9	0	14	5	0	9	45	7.5			
14 KELLY, Curtis.....	6-1	80	13.3	9-25	.360	0-0	.000	11-18	.611	9	10	19	3.2	3	0	3	7	4	0	29	4.8			
24 AUSTRIE, Craig.....	6-0	93	15.5	10-25	.400	3-11	.273	2-3	.667	1	11	12	2.0	4	0	8	5	1	1	25	4.2			
33 EDWARDS, Gavin.....	6-0	56	9.3	9-12	.750	0-0	.000	5-7	.714	7	7	14	2.3	7	0	1	3	5	3	23	3.8			
02 BEVERLY, Donnell...	4-0	13	3.3	1-1	1.000	1-1	1.000	0-0	.000	1	2	3	0.8	1	0	3	4	0	0	3	0.8			
32 MANDELDOVE, Jonatha	6-0	22	3.7	0-1	.000	0-0	.000	0-2	.000	0	3	3	0.5	5	0	0	3	4	0	0	0.0			
TEAM.....										13	21	34	5.7	0			1							
Total.....	6	1200		170-374	.455	23-72	.319	118-184	.641	101	198	299	49.8	103	3	101	100	60	45	481	80.2			
Opponents.....	6	1200		150-419	.358	36-117	.308	59-94	.628	92	141	233	38.8	155	5	63	101	17	44	395	65.8			

TEAM STATISTICS	UCONN	OPP	DATE	OPPONENT	W/L	SCORE	ATTEND
SCORING.....	481	395	11/7/07	MORGAN STATE	W	69-65	9711
Points per game.....	80.2	65.8	11/8/07	BUFFALO	W	82-57	9740
Scoring margin.....	+14.3	-	11/15/07	vs GARDNER WEBB	W	78-66	7308
FIELD GOALS-ATT.....	170-374	150-419	11/16/07	vs MEMPHIS	L	70-81	8895
Field goal pct.....	.455	.358	11/20/07	GARDNER-WEBB	W	89-72	11172
3 POINT FG-ATT.....	23-72	36-117	11/26/07	FLORIDA A&M	W	93-54	11064
3-point FG pct.....	.319	.308					
3-pt FG made per game..	3.8	6.0					
FREE THROWS-ATT.....	118-184	59-94					
Free throw pct.....	.641	.628					
REBOUNDS.....	299	233					
Rebounds per game.....	49.8	38.8					
Rebounding margin.....	+11.0	-					
ASSISTS.....	101	63					
Assists per game.....	16.8	10.5					
TURNOVERS.....	100	101					
Turnovers per game....	16.7	16.8					
Turnover margin.....	+0.2	-					
Assist/turnover ratio..	1.0	0.6					
STEALS.....	45	44					
Steals per game.....	7.5	7.3					
BLOCKS.....	60	17					
Blocks per game.....	10.0	2.8					
WINNING STREAK.....	2	-					
Home win streak.....	4	-					
ATTENDANCE.....	41687	16203					
Home games-Avg/Game....	4-10422	0-0					
Neutral site-Avg/Game..	-	2-8102					

SCORE BY PERIODS:	1st	2nd	Total
UCONN.....	253	228	- 481
Opponents.....	173	222	- 395



# 2007-08 Points-Rebs-Asst-Blk/Stl & Miscellaneous Stats

#-- starter; S-- steals; B-- blocks	Att.	4	24	11	33	14	12	21	34	3
DATE OPPONENT SCORE	s/o- sellout	ADRIEN	AUSTRIE	DYSON	EDWARDS	KELLY	PRICE	ROBINSON	THABEET	WIGGINS
		P-R-A-B	P-R-A-S	P-R-A-S	P-R-A-B	P-R-A-B	P-R-A-S	P-R-A-B	P-R-A-B	P-R-A-S
11/7 Morgan St. W, 69-65	9,711	12-10-2-7#	8-5-1-1	20-2-0-2#	0-0-0-0	13-9-1-0	5-3-9-3#	0-2-0-0#	3-6-0-2#	8-2-1-3
11/8 Buffalo W, 82-57	9,740	11-8-5-0#	0-2-1-0	12-5-2-2#	2-2-0-1	9-4-1-2	24-3-3-3#	10-13-0-6#	7-8-0-2#	7-2-2-0
11/15 vs. Gardner-Webb W, 78-66	7,308	9-2-0-1#	2-0-1-0	7-5-4-0#	8-7-0-1	1-3-0-1#	18-8-9-0#	12-6-2-1#	8-10-2-3#	13-1-2-2
11/16 vs. Memphis L, 70-81	8,895	6-1-2-0#	0-1-0-0	17-4-1-1#	2-0-0-0	0-0-0-0	23-5-1-2#	9-2-0-2#	11-9-0-0#	2-1-0-1
11/20 GARDNER-WEBB [hcc] W, 89-72	11,172	24-14-2-2#	4-1-2-0	10-7-3-2#	5-2-1-0	1-1-0-1	5-1-4-2#	9-10-2-2#	22-14-0-0#	6-5-5-2
11/26 FLORIDA A&M [hcc] W, 93-54	11,064	16-15-1-0#	11-3-3-0	15-3-9-4#	6-3-0-3	5-2-1-0	3-3-6-2#	16-5-2-2#	12-12-1-9#	9-5-4-1
12/1 vs. Gonzaga	3:30									
12/6 NORTHEASTERN [gp]	7:30									
12/16 QUINNIPIAC [hcc]	2:00									
12/22 MAINE [hcc]	1:00									
12/28 at Central Florida	8:00									
1/3 *at Seton Hall	7:00									
1/5 *at Notre Dame	9:00									
1/8 *ST. JOHN'S [gp]	7:00									
1/12 *at Georgetown	2:00									
1/17 *PROVIDENCE [hcc]	7:00									
1/20 *MARQUETTE [gp]	1:00									
1/23 *at Cincinnati	7:30									
1/26 at Indiana	1:00									
1/28 *LOUISVILLE [hcc]	7:00									
2/2 *PITTSBURGH [hcc]	1:00									
2/6 *at Syracuse	7:00									
2/9 GEORGIA TECH [gp]	4:00									
2/13 *NOTRE DAME [gp]	7:00									
2/16 *at South Florida	Noon									
2/19 *DePAUL [hcc]	7:00									
2/23 *at Villanova	Noon									
2/26 *at Rutgers	7:30									
3/1 *WEST VIRGINIA [hcc]	Noon									
3/6 *at Providence	7:00									
3/8 *CINCINNATI [gp]	4:00									

## 2007-08 RECORDS & ATTENDANCE

	Overall W-L	BIG EAST W-L	Non-Conf. W-L	Attendance	Avg.
<b>Total</b>	5-1	-	5-1	59,890	9,982
Home	4-0	-	3-0	30,623	10,208
Hartford Civic Center (16,294)	2-0	-	2-0	22,236	11,118
Harry A. Gampel Pavilion (10,167)	2-0	-	2-0	19,451	9,726
Away					
Neutral	1-1		1-1	16,203	8,102

## Miscellaneous Records & Statistics

UCONN RECORD WHEN...	OVERALL	BIG EAST	UCONN RECORD WHEN...	OVERALL	BIG EAST
Leading at the half:	5-1	--	Playing on Wednesday:	1-0	--
Trailing at half:	--	--	Playing on Thursday:	2-0	--
Playing overtime:	--	--	Playing on Friday:	0-1	--
Shooting 50% or better:	1-0	--	Playing on Saturday:	--	--
Shooting less than 40%:	0-1	--	Playing on Sunday:	--	--
Opponents shoot 50% or better:	--	--	Biggest Lead: .....	42 pts vs. FAMU, 2:57/2nd half	
Opponents shoot 35.0-39.9%:	2-0	--	Biggest Deficit: .....	15 pts, Two Times vs. Memphis	
Opponents shoot 30.0-34.9%:	3-0	--	Biggest Lead/Loss: ...	4 pts, vs. Memphis, 44-40 19:47 2ndH	
Opponents shoot less than 30%:	--	--	Biggest Deficit/Win: .....	5 pts, Two Times	
UConn outrebounds opponent:	5-0	--	Biggest Halftime Lead: .....	28 pts vs. FAMU	
UConn shoots 75% FT or better:	--	--	Biggest Halftime Deficit: .....		
UConn shoots 50.0-74.9% FT:	4-1	--	Best UConn 1st Half FG%: .....	48.6% vs. FAMU	
UConn shoots below 50.0% FT:	1-0	--	Worst UConn 1st Half FG%: .....	40.7% vs. Memphis	
Scoring 50-69 points:	1-0	--	Best UConn 2nd Half FG%: .....	56.8% vs. FAMU	
Scoring 70-89 points:	3-1	--	Worst UConn 2nd Half FG%: .....	38.1% vs. Morgan State	
Scoring 90 points or more:	1-0	--	Best Opp. 1st Half FG%: .....	46.3% by Memphis	
Allowing 40-69 points:	4-0	--	Worst Opp. 1st Half FG%: .....	17.6% by FAMU	
Allowing 70-89 points:	1-1	--	Best Opp. 2nd Half FG%: .....	46.4% by Memphis	
Allowing 90 points or more:	--	--	Worst Opp. 2nd Half FG%: .....	27.3% by Buffalo	
Bench outscores opponent bench:	2-0	--	Most Pts by UConn in 1st Half: .....	48 vs. Gardner Webb (2)	
Game is decided by 1-4 points:	1-0	--	Least Pts by UConn in 1st Half: .....	37 vs. Morgan State	
Game is decided by 5-10 points:	--	--	Most Pts by Opp. in 1st Half: .....	40 by Memphis	
Game is decided by 11 points or more:	4-1	--	Least Pts by Opp. in 1st Half: .....	15 by FAMU	
Playing at night:	5-1	--	Most Pts by UConn in 2nd Half: .....	50 vs. FAMU	
Playing in the afternoon:	--	--	Least Pts by UConn in 2nd Half: .....	29 vs. Memphis	
Playing on Monday:	1-0	--	Most Pts by Opp. in 2nd Half: .....	41 by Memphis	
Playing on Tuesday:	1-0	--	Least Pts by Opp. in 2nd Half: .....	27 by Buffalo	

## STATISTICAL CATEGORY LEADERS

LED IN SCORING: Price (3), Adrien (2), Dyson (1), Robinson (1)  
 REACHED DOUBLE FIGURES: Dyson (5), Price (3), Adrien (4), Robinson (3), Thabeet (2), Austria (1), Kelly (1), Wiggins (1)  
 30+ POINT GAMES:  
 20+ POINT GAMES: Price (2), Dyson (1), Adrien (1), Thabeet (1)  
 LED IN REBOUNDING: Thabeet (3), Adrien (3), Robinson (1)  
 DOUBLE-FIGURE REBS: Adrien (3), Thabeet (3), Robinson (1)  
 TRIPLE-DOUBLES:  
 DOUBLE-DOUBLES: Adrien (3), Thabeet (1), Robinson (1)  
 LED IN ASSISTS: Price (2), Adrien (2), Wiggins (1)  
 DOUBLE-FIGURE ASSISTS:  
 LED IN STEALS: Price (4), Wiggins (3), Dyson (1), Robinson (1), Thabeet (1), Edwards (1), Adrien (1)  
 LED IN BLOCKS: Robinson (3), Adrien (2), Thabeet (2), Dyson (1)  
 \*-- includes ties for the team lead

## LATE GAME CLUTCH FREE THROW SHOOTING (single digit difference at time of trip to line)

### IN FINAL FIVE MINUTES OF GAME

Player	FTM	FTA	Pct.
Doug Wiggins	2	2	1.000
Jerome Dyson	1	2	.500
TEAM TOTALS	3	4	.750

### IN FINAL TWO MINUTES OF GAME

Player	FTM	FTA	Pct.
Doug Wiggins	2	2	1.000
Jerome Dyson	1	2	.500
TEAM TOTALS	3	4	.750



# 2007-08 Game-by-Game Team and Opponent Statistics

GAME	Score	FG	FGA	Pct.	3FG	3FGA	Pct.	FT	FTA	Pct.	OR	DR	TR	PF	TP	A	TO	B	S
11/7 MORGAN STATE	65	25	71	.352	11	22	.500	4	9	.444	10	19	39	24	65	11	14	2	11
UCONN	69	21	50	.420	3	15	.200	24	33	.727	14	29	43	13	69	14	18	10	9
11/8 BUFFALO	57	23	69	.333	1	7	.143	10	18	.556	11	25	36	28	57	10	16	1	6
UCONN	82	27	58	.466	3	8	.375	25	37	.676	15	39	54	16	82	14	18	15	7
11/15 vs. Gardner-Webb	66	23	71	.324	7	25	.280	13	19	.684	16	26	42	30	66	11	20	2	5
UCONN	78	29	67	.433	6	12	.500	14	26	.538	17	35	52	22	78	20	13	10	8
11/16 vs. Memphis	81	32	69	.464	3	13	.231	14	21	.667	18	29	47	29	81	5	18	6	4
UCONN	70	21	53	.396	1	5	.200	27	38	.711	11	24	35	18	70	4	17	3	4
11/20 GARDNER-WEBB [hcc]	72	25	69	.362	11	34	.324	11	13	.846	13	19	32	25	72	16	15	5	9
UCONN	89	34	74	.459	2	11	.182	19	30	.633	26	33	59	18	89	20	17	7	10
11/26 FLORIDA A&M [hcc]	54	22	70	.314	3	16	.188	7	14	.500	14	23	37	19	54	10	18	1	9
UCONN	93	38	72	.528	8	21	.381	9	20	.450	18	38	56	17	93	29	17	15	7
12/1 vs. Gonzaga																			
UCONN																			
12/6 NORTHEASTERN [gp]																			
UCONN																			
12/16 QUINNIPIAC [hcc]																			
UCONN																			
12/22 MAINE [hcc]																			
UCONN																			
12/28 at Central Florida																			
UCONN																			
1/3 *at Seton Hall																			
UCONN																			
1/5 *at Notre Dame																			
UCONN																			
1/8 *ST. JOHN'S [gp]																			
UCONN																			
1/12 *at Georgetown																			
UCONN																			
1/17 *PROVIDENCE [hcc]																			
UCONN																			
1/20 *MARQUETTE [gp]																			
UCONN																			
1/23 *at Cincinnati																			
UCONN																			
1/26 at Indiana																			
UCONN																			
1/28 *LOUISVILLE [hcc]																			
UCONN																			
2/2 *PITTSBURGH [hcc]																			
UCONN																			
2/6 *at Syracuse																			
UCONN																			
2/9 GEORGIA TECH [gp]																			
UCONN																			
2/13 *NOTRE DAME [gp]																			
UCONN																			
2/16 *at South Florida																			
UCONN																			
2/19 *DePAUL [hcc]																			
UCONN																			
2/23 *at Villanova																			
UCONN																			
2/26 *at Rutgers																			
UCONN																			
3/1 *WEST VIRGINIA [hcc]																			
UCONN																			
3/6 *at Providence																			
UCONN																			
3/8 *CINCINNATI [gp]																			
UCONN																			

\*-- BIG EAST Contest; gp-- Harry A. Gampel Pavilion, Storrs, Conn.; hcc-- Hartford Civic Center, Hartford, Conn.



# 2007-08 Team/Opponent Highs and Lows & Speciality Stats

## UCONN - TEAM GAME HIGHS

POINTS.....	93	vs FLORIDA A&M (11/26/07)
	89	vs GARDNER-WEBB (11/20/07)
FIELD GOALS MADE.....	38	vs FLORIDA A&M (11/26/07)
FIELD GOAL ATTEMPTS.....	74	vs GARDNER-WEBB (11/20/07)
FIELD GOAL PERCENTAGE.....	.528 (38-72)	vs FLORIDA A&M (11/26/07)
3 PT FIELD GOALS MADE.....	8	vs FLORIDA A&M (11/26/07)
3 PT FG ATTEMPTS.....	21	vs FLORIDA A&M (11/26/07)
3 PT FG PERCENTAGE.....	.500 ( 6-12)	vs GARDNER WEBB (11/15/07)
FREE THROWS MADE.....	27	vs MEMPHIS (11/16/07)
FREE THROW ATTEMPTS.....	38	vs MEMPHIS (11/16/07)
FREE THROW PERCENTAGE.....	.727 (24-33)	vs MORGAN STATE (11/7/07)
REBOUNDS.....	59	vs GARDNER-WEBB (11/20/07)
ASSISTS.....	29	vs FLORIDA A&M (11/26/07)
STEALS.....	10	vs GARDNER-WEBB (11/20/07)
BLOCKED SHOTS.....	15	vs FLORIDA A&M (11/26/07)
	15	vs BUFFALO (11/8/07)
TURNOVERS.....	18	vs BUFFALO (11/8/07)
	18	vs MORGAN STATE (11/7/07)
FOULS.....	21	vs GARDNER WEBB (11/15/07)

## Opponent - GAME LOWS

POINTS.....	54	vs FLORIDA A&M (11/26/07)
	57	vs BUFFALO (11/8/07)
FIELD GOALS MADE.....	22	vs FLORIDA A&M (11/26/07)
FIELD GOAL ATTEMPTS.....	69	vs BUFFALO (11/8/07)
	69	vs MEMPHIS (11/16/07)
	69	vs GARDNER-WEBB (11/20/07)
FIELD GOAL PERCENTAGE.....	.314 (22-70)	vs FLORIDA A&M (11/26/07)
3 PT FIELD GOALS MADE.....	1	vs BUFFALO (11/8/07)
3 PT FG ATTEMPTS.....	7	vs BUFFALO (11/8/07)
3 PT FG PERCENTAGE.....	.143 ( 1-7 )	vs BUFFALO (11/8/07)
FREE THROWS MADE.....	4	vs MORGAN STATE (11/7/07)
FREE THROW ATTEMPTS.....	9	vs MORGAN STATE (11/7/07)
FREE THROW PERCENTAGE.....	.444 ( 4-9 )	vs MORGAN STATE (11/7/07)
REBOUNDS.....	32	vs GARDNER-WEBB (11/20/07)
ASSISTS.....	5	vs MEMPHIS (11/16/07)
STEALS.....	4	vs MEMPHIS (11/16/07)
BLOCKED SHOTS.....	1	vs BUFFALO (11/8/07)
	1	vs FLORIDA A&M (11/26/07)
TURNOVERS.....	14	vs MORGAN STATE (11/7/07)
FOULS.....	19	vs FLORIDA A&M (11/26/07)

## Opponent - GAME HIGHS

POINTS.....	81	vs MEMPHIS (11/16/07)
	72	vs GARDNER-WEBB (11/20/07)
FIELD GOALS MADE.....	32	vs MEMPHIS (11/16/07)
FIELD GOAL ATTEMPTS.....	71	vs GARDNER WEBB (11/15/07)
	71	vs MORGAN STATE (11/7/07)
FIELD GOAL PERCENTAGE.....	.464 (32-69)	vs MEMPHIS (11/16/07)
3 PT FIELD GOALS MADE.....	11	vs GARDNER-WEBB (11/20/07)
	11	vs MORGAN STATE (11/7/07)
3 PT FG ATTEMPTS.....	34	vs GARDNER-WEBB (11/20/07)
3 PT FG PERCENTAGE.....	.500 (11-22)	vs MORGAN STATE (11/7/07)
FREE THROWS MADE.....	14	vs MEMPHIS (11/16/07)
FREE THROW ATTEMPTS.....	21	vs MEMPHIS (11/16/07)
FREE THROW PERCENTAGE.....	.846 (11-13)	vs GARDNER-WEBB (11/20/07)
REBOUNDS.....	47	vs MEMPHIS (11/16/07)
ASSISTS.....	16	vs GARDNER-WEBB (11/20/07)
STEALS.....	11	vs MORGAN STATE (11/7/07)
BLOCKED SHOTS.....	6	vs MEMPHIS (11/16/07)
TURNOVERS.....	20	vs GARDNER WEBB (11/15/07)
FOULS.....	30	vs GARDNER WEBB (11/15/07)

## UCONN - GAME LOWS

POINTS.....	69	vs MORGAN STATE (11/7/07)
	70	vs MEMPHIS (11/16/07)
FIELD GOALS MADE.....	21	vs MORGAN STATE (11/7/07)
	21	vs MEMPHIS (11/16/07)
FIELD GOAL ATTEMPTS.....	50	vs MORGAN STATE (11/7/07)
FIELD GOAL PERCENTAGE.....	.396 (21-53)	vs MEMPHIS (11/16/07)
3 PT FIELD GOALS MADE.....	1	vs MEMPHIS (11/16/07)
3 PT FG ATTEMPTS.....	5	vs MEMPHIS (11/16/07)
3 PT FG PERCENTAGE.....	.182 ( 2-11)	vs GARDNER-WEBB (11/20/07)
FREE THROWS MADE.....	9	vs FLORIDA A&M (11/26/07)
FREE THROW ATTEMPTS.....	20	vs FLORIDA A&M (11/26/07)
FREE THROW PERCENTAGE.....	.450 ( 9-20)	vs FLORIDA A&M (11/26/07)
REBOUNDS.....	35	vs MEMPHIS (11/16/07)
ASSISTS.....	4	vs MEMPHIS (11/16/07)
STEALS.....	4	vs MEMPHIS (11/16/07)
BLOCKED SHOTS.....	3	vs MEMPHIS (11/16/07)
TURNOVERS.....	13	vs GARDNER WEBB (11/15/07)
FOULS.....	13	vs MORGAN STATE (11/7/07)

## Game-by-Game Speciality Statistics

Date	Opponent	Pts. in	Pts. off	2nd	Fast
		Paint	TO's	Chance	Break
		UC-Opp	UC-Opp	UC-Opp	UC-Opp
11/7	MORGAN ST.	32-16	12-15	7-15	12-9
11/8	BUFFALO	38-28	17-11	10-7	19-12
11/15	vs. Gardner-Webb	--	--	--	--
11/16	vs. Memphis	--	--	--	--
11/20	GARDNER-WEBB	52-26	16-16	28-16	15-6
11/26	FLORIDA A&M	48-24	21-14	23-6	29-12
12/1	vs. Gonzaga				
12/6	NORTHEASTERN				
12/16	QUINNIPIAC				
12/22	MAINE				
12/28	at Central Florida				
1/3	*at Seton Hall				
1/5	*at Notre Dame				
1/8	*ST. JOHN'S				
1/12	*at Georgetown				
1/17	*PROVIDENCE				
1/20	*MARQUETTE				
1/23	*at Cincinnati				
1/26	at Indiana				
1/28	*LOUISVILLE				
2/2	*PITTSBURGH				
2/6	*at Syracuse				
2/9	GEORGIA TECH				
2/13	*NOTRE DAME				
2/16	*at South Florida				
2/19	*DePAUL				
2/23	*at Villanova				
2/26	*at Rutgers				
3/1	*WEST VIRGINIA				
3/6	*at Providence				
3/8	*CINCINNATI				



# 2007-08 UConn and Opponent Individual Top Performances

## UConn - INDIVIDUAL GAME HIGHS

POINTS.....	24	ADRIEN, Jeff vs GARDNER-WEBB (11/20/07)
	24	PRICE, A.J. vs BUFFALO (11/8/07)
	23	PRICE, A.J. vs MEMPHIS (11/16/07)
FIELD GOALS MADE.....	9	ADRIEN, Jeff vs GARDNER-WEBB (11/20/07)
FIELD GOAL ATT.....	16	ADRIEN, Jeff vs GARDNER-WEBB (11/20/07)
FG PCT (min 5 made).....	.750 ( 6-8 )	THABEET, Hasheem vs FLORIDA A&M (11/26/07)
3 PT FG MADE.....	3	AUSTRIE, Craig vs FLORIDA A&M (11/26/07)
	3	WIGGINS, Doug vs GARDNER WEBB (11/15/07)
3 PT FG ATTEMPTS.....	6	DYSON, Jerome vs MORGAN STATE (11/7/07)
FREE THROWS MADE.....	10	PRICE, A.J. vs BUFFALO (11/8/07)
FREE THROW ATT.....	12	PRICE, A.J. vs BUFFALO (11/8/07)
FT PCT (min 6 made).....	1.000 ( 7-7 )	THABEET, Hasheem vs MEMPHIS (11/16/07)
	1.000 ( 7-7 )	KELLY, Curtis vs MORGAN STATE (11/7/07)
REBOUNDS.....	15	ADRIEN, Jeff vs FLORIDA A&M (11/26/07)
ASSISTS.....	9	DYSON, Jerome vs FLORIDA A&M (11/26/07)
	9	PRICE, A.J. vs GARDNER WEBB (11/15/07)
	9	PRICE, A.J. vs MORGAN STATE (11/7/07)
STEALS.....	4	DYSON, Jerome vs FLORIDA A&M (11/26/07)
BLOCKED SHOTS.....	9	THABEET, Hasheem vs FLORIDA A&M (11/26/07)
TURNOVERS.....	6	ADRIEN, Jeff vs MEMPHIS (11/16/07)
FOULS.....	5	DYSON, Jerome vs MEMPHIS (11/16/07)
	5	DYSON, Jerome vs GARDNER WEBB (11/15/07)
	5	ROBINSON, Stanley vs BUFFALO (11/8/07)

## OPPONENT INDIVIDUAL GAME HIGHS

POINTS.....	33	DOUGLAS-ROBERTS, Chr vs MEMPHIS (11/16/07)
	25	BLANK, Nate vs GARDNER-WEBB (11/20/07)
	24	ROES, Derrick vs MEMPHIS (11/16/07)
FIELD GOALS MADE.....	14	DOUGLAS-ROBERTS, Chr vs MEMPHIS (11/16/07)
FIELD GOAL ATT.....	24	DOUGLAS-ROBERTS, Chr vs MEMPHIS (11/16/07)
FG PCT (min 5 made).....	.583 (14-24)	DOUGLAS-ROBERTS, Chr vs MEMPHIS (11/16/07)
3 PT FG MADE.....	6	BLANK, Nate vs GARDNER-WEBB (11/20/07)
	6	HOLMES, Reggie vs MORGAN STATE (11/7/07)
3 PT FG ATTEMPTS.....	11	BLANK, Nate vs GARDNER-WEBB (11/20/07)
3-PT FG PCT (min 4 made).....	.667 ( 6-9 )	HOLMES, Reggie vs MORGAN STATE (11/7/07)
FREE THROWS MADE.....	8	ROES, Derrick vs MEMPHIS (11/16/07)
FREE THROW ATT.....	10	ROES, Derrick vs MEMPHIS (11/16/07)
FT PCT (min 6 made).....	.800 ( 8-10)	ROES, Derrick vs MEMPHIS (11/16/07)
REBOUNDS.....	14	PRINCE, Oliver vs FLORIDA A&M (11/26/07)
ASSISTS.....	5	FLITTNER, Grayson vs GARDNER-WEBB (11/20/07)
	5	BOLDEN, Jermaine vs MORGAN STATE (11/7/07)
STEALS.....	3	BOLDEN, Jermaine vs MORGAN STATE (11/7/07)
	3	COLY, Boubacar vs MORGAN STATE (11/7/07)
BLOCKED SHOTS.....	3	MACMILLAN, Aurnyn vs GARDNER-WEBB (11/20/07)
	3	DORSEY, Joey vs MEMPHIS (11/16/07)
	3	DOZIER, Robert vs MEMPHIS (11/16/07)
TURNOVERS.....	6	FLITTNER, Grayson vs GARDNER WEBB (11/15/07)
FOULS.....	5	TAGGART, Shawn vs MEMPHIS (11/16/07)
	5	MacMILLAN, Aurnyn vs GARDNER WEBB (11/15/07)
	5	LINN, Aaron vs GARDNER WEBB (11/15/07)
	5	BOUDREAU, Max vs BUFFALO (11/8/07)
	5	STOKES, Rodney vs MORGAN STATE (11/7/07)



## 2007-08 University of Connecticut Game-by-Game Box Scores

**Exhib. #1**      **Thursday, November 1, 2007, Gampel Pavilion, Storrs, Conn.**  
**Connecticut 90, Assumption 75**

ASSUMPTION		TOT-FG	3-PT	FT-FTA	REBOUNDS			PF	TP	A	TO	BLK	S	MIN	
#	Player Name	FG-FGA	FG-FGA	FT-FTA	OF	DE	TOT								
03	SHEA, Pat.....	f	5-9	3-6	0-0	1	2	3	3	13	5	5	0	2	27
21	FOTTI, Mike.....	f	2-10	1-3	0-0	3	1	4	4	5	2	1	0	3	19
22	DIETHORN, Corey.....	f	5-14	2-4	3-4	2	10	12	3	15	0	2	1	0	28
23	BLUFORD, Courtland.....	g	6-13	0-1	1-2	2	1	3	2	13	3	2	1	3	30
25	TWOMEY, Greg.....	g	0-2	0-0	2-4	0	2	2	5	2	2	0	0	0	17
12	BYRON, Leroy.....	g	2-5	1-1	0-0	0	1	1	3	5	0	0	0	0	18
14	WEEKES, Walter.....	g	0-0	0-0	0-0	0	0	0	0	0	0	0	0	0	2
20	BAJEMA, Mitch.....	g	1-2	0-1	0-0	1	1	2	0	2	0	1	0	0	11
32	BALDARELLI, Mike.....	g	7-14	2-6	0-0	0	0	0	0	16	1	1	0	0	19
34	MALFAFA, Renan.....	g	1-1	0-0	0-0	0	1	1	2	2	0	0	1	0	13
34	POPP, Alex.....	g	1-2	0-1	0-0	1	1	2	2	2	1	2	0	0	12
44	KULIG, Marek.....	g	0-1	0-0	0-0	0	0	0	0	0	0	0	0	0	2
52	HAASE, Tobin.....	g	0-1	0-0	0-0	0	0	0	0	0	0	0	0	0	2
TEAM.....					4	5	9								
Totals.....			30-74	9-23	6-10	14	25	39	24	75	14	15	3	10	200
TOTAL FG % 1st Half: 14-37		37.8%	2nd Half: 16-37		43.2%	Game: 40.5%		DEADB							
3-Pt. FG % 1st Half: 3-10		30.0%	2nd Half: 6-13		46.2%	Game: 39.1%		REBS							
F Throw % 1st Half: 3-4		75.0%	2nd Half: 3-6		50.0%	Game: 60.0%		1							

CONNECTICUT		TOT-FG	3-PT	FT-FTA	REBOUNDS			PF	TP	A	TO	BLK	S	MIN	
#	Player Name	FG-FGA	FG-FGA	FT-FTA	OF	DE	TOT								
04	ADRIEN, Jeff.....	f	5-11	0-0	2-5	11	4	15	3	12	1	2	1	1	29
21	ROBINSON, Stanley.....	f	4-9	1-3	0-1	1	1	2	1	9	0	1	2	0	21
34	THABEET, Hasheem.....	c	2-3	0-0	1-3	3	4	7	2	5	1	1	3	0	20
11	DYSON, Jerome.....	c	7-15	3-8	1-2	1	3	4	1	18	2	5	2	5	36
14	AUSTRIE, Craig.....	g	3-9	2-6	4-5	1	3	4	0	12	2	1	0	0	22
01	JOHNSON, Marcus.....	g	1-3	0-0	1-5	1	2	3	1	3	0	1	0	0	6
02	BEVERLY, Donnell.....	g	0-0	0-0	0-0	0	1	1	0	0	0	0	0	0	2
03	WIGGINS, Doug.....	g	1-5	1-2	0-0	0	0	0	0	3	2	1	0	0	9
12	PRICE, A. J.....	g	6-11	1-2	9-9	3	6	9	1	22	7	1	0	3	25
14	KELLY, Curtis.....	g	1-7	0-0	2-2	5	4	9	1	4	0	2	3	0	25
33	EDWARDS, Gavin.....	g	0-3	0-0	2-2	0	0	0	1	2	0	1	0	0	5
TEAM.....					1	5	6								
Totals.....			30-76	8-21	22-34	27	33	60	11	90	15	11	9	200	
TOTAL FG % 1st Half: 12-37		32.4%	2nd Half: 18-39		46.2%	Game: 39.5%		DEADB							
3-Pt. FG % 1st Half: 3-11		27.3%	2nd Half: 5-10		50.0%	Game: 38.1%		REBS							
F Throw % 1st Half: 16-24		66.7%	2nd Half: 6-10		60.0%	Game: 64.7%		6							

Officials: Jim Burr, John Gaffney, Michael Stephens  
 Technical fouls: ASSUMPTION-None, CONNECTICUT-None.  
 Attendance: 8773  
 Score by Periods      1st    2nd    Total  
 ASSUMPTION.....      34    41    75  
 CONNECTICUT.....      43    47    90

**Game. #1**      **Wednesday, November 7, 2007, Gampel Pavilion, Storrs, Conn.**  
**Connecticut 69, Morgan State 65**

MORGAN STATE (0-1)		TOT-FG	3-PT	FT-FTA	REBOUNDS			PF	TP	A	TO	BLK	S	MIN	
#	Player Name	FG-FGA	FG-FGA	FT-FTA	OF	DE	TOT								
04	COLY, Boubacar.....	f	6-11	0-0	0-0	6	7	13	4	12	1	1	0	3	36
32	KATELY, Marquise.....	f	2-10	1-1	0-0	2	1	3	5	5	4	0	1	0	21
42	STOKES, Rodney.....	f	2-3	0-0	0-0	1	2	3	5	4	0	0	0	2	18
01	GREEN, Jerrel.....	f	1-5	0-3	0-3	1	1	2	1	1	2	2	2	0	32
34	SMITH, Jamar.....	g	5-17	2-5	4-6	4	3	7	3	16	2	2	0	2	24
02	JOHNSON, Gene.....	g	0-1	0-0	0-0	0	0	0	0	0	0	0	0	0	2
03	BOLDEN, Jermaine.....	g	2-8	1-1	0-0	2	0	2	2	5	5	0	0	3	32
11	HOLMES, Reggie.....	g	6-12	6-9	0-0	0	1	1	3	18	0	2	0	1	15
23	AUJLA, Karanvir.....	g	1-3	1-3	0-0	0	0	0	2	3	0	2	0	0	10
44	HUMBLEY, Gtroy.....	g	0-0	0-0	0-0	0	0	0	0	0	0	0	0	0	0
53	MOORE, Chris.....	g	0-1	0-0	0-0	1	3	4	1	0	0	1	1	0	9
TEAM.....					3	1	4								
Totals.....			25-71	11-22	4-9	20	19	39	24	65	11	14	2	11	200
TOTAL FG % 1st Half: 11-31		35.5%	2nd Half: 14-40		35.0%	Game: 35.2%		DEADB							
3-Pt. FG % 1st Half: 4-10		40.0%	2nd Half: 7-12		58.3%	Game: 50.0%		REBS							
F Throw % 1st Half: 2-5		40.0%	2nd Half: 2-4		50.0%	Game: 44.4%		2							

UCONN (1-0)		TOT-FG	3-PT	FT-FTA	REBOUNDS			PF	TP	A	TO	BLK	S	MIN	
#	Player Name	FG-FGA	FG-FGA	FT-FTA	OF	DE	TOT								
04	ADRIEN, Jeff.....	f	4-9	0-0	4-8	3	7	10	1	12	2	3	7	0	37
21	ROBINSON, Stanley.....	f	0-4	0-2	0-0	2	0	2	2	0	0	0	0	0	14
34	THABEET, Hasheem.....	c	1-2	0-0	1-2	2	4	6	2	3	0	2	2	0	27
11	DYSON, Jerome.....	c	6-13	2-6	6-7	1	1	2	4	20	0	4	1	2	27
12	PRICE, A. J.....	g	2-4	0-0	1-2	0	3	3	5	9	3	0	3	3	35
03	WIGGINS, Doug.....	g	2-6	1-5	3-4	1	1	2	0	0	1	0	0	0	23
14	KELLY, Curtis.....	g	3-7	0-0	7-7	4	5	9	0	13	1	0	0	0	22
24	AUSTRIE, Craig.....	g	3-5	0-2	2-3	0	5	5	1	0	8	1	1	0	23
32	MANDELDOVE, Jonathan.....	g	0-0	0-0	0-0	0	1	1	0	0	0	0	0	0	0
33	EDWARDS, Gavin.....	g	0-0	0-0	0-0	0	0	0	0	0	0	0	0	0	4
TEAM.....					1	2	3								
Totals.....			21-50	3-15	24-33	14	29	43	13	69	14	18	10	9	200
TOTAL FG % 1st Half: 13-29		44.8%	2nd Half: 8-21		38.1%	Game: 42.0%		DEADB							
3-Pt. FG % 1st Half: 0-7		0.0%	2nd Half: 3-8		37.5%	Game: 20.0%		REBS							
F Throw % 1st Half: 11-16		68.8%	2nd Half: 13-17		76.5%	Game: 72.7%		5							

Officials: Gary Maxwell, Alan Spainho, Freddie Williams  
 Technical fouls: MORGAN STATE-None, UCONN-None.  
 Attendance: 9711  
 Score by Periods      1st    2nd    Total  
 MORGAN STATE.....      28    37    65  
 UCONN.....      37    32    69  
 Points in the paint-MSU 16, UCONN 32. Points off turnovers-MSU 15, UCONN 12.  
 2nd chance points-MSU 15, UCONN 7. Fast break points-MSU 9, UCONN 12.  
 Bench points-MSU 26, UCONN 29. Score tied 4 times. Lead changed 2 times.  
 Last FG-MSU 2nd-00:00, UCONN 2nd-01:47.  
 Largest lead-MSU by 5 1st-07:54, UCONN by 16 2nd-16:50.

**Exhib. #2**      **Sunday, November 4, 2007, Hartford Civic Center, Hartford, Conn.**  
**Connecticut 100, Bryant 65**

BRYANT		TOT-FG	3-PT	FT-FTA	REBOUNDS			PF	TP	A	TO	BLK	S	MIN	
#	Player Name	FG-FGA	FG-FGA	FT-FTA	OF	DE	TOT								
04	WRIGHT, Jerrann.....	f	2-4	0-0	0-2	1	2	3	3	4	0	3	1	1	22
32	MCLEAN, Ryan.....	f	4-8	2-2	0-0	3	2	5	4	10	2	2	1	2	27
10	LAMBERT, Peter.....	g	2-8	2-8	0-0	1	0	1	1	6	1	2	0	0	11
11	BIRRELLI, Chris.....	g	3-11	2-6	0-0	3	3	6	4	8	3	1	0	1	25
21	EZEKOLI, Jon.....	g	5-12	3-5	2-2	2	5	7	2	15	2	4	0	1	28
02	WITKOS, Ray.....	g	1-2	0-1	1-2	0	1	1	2	3	3	0	0	0	15
15	LYELL, Andrew.....	g	0-0	0-0	2-2	0	2	2	2	2	0	1	1	0	8
22	LATHAM, Barry.....	g	1-4	1-1	1-2	0	3	3	3	4	1	0	0	0	14
25	FOGARTY, John.....	g	1-2	0-0	0-0	0	2	2	3	2	1	0	0	0	15
33	GRESHAM, Cecil.....	g	3-11	2-5	0-0	0	1	1	2	8	0	0	0	1	8
44	PARZYCH, Adam.....	g	0-4	0-3	0-0	0	0	0	2	0	1	1	0	0	11
50	HERRICK, Sam.....	g	0-1	0-0	3-4	0	2	2	5	3	0	3	0	0	16
TEAM.....					2	2	4								
Totals.....			22-67	12-31	9-14	7	25	32	33	65	14	17	2	6	200
TOTAL FG % 1st Half: 13-30		43.3%	2nd Half: 9-37		24.3%	Game: 32.8%		DEADB							
3-Pt. FG % 1st Half: 6-12		50.0%	2nd Half: 6-19		31.6%	Game: 38.7%		REBS							
F Throw % 1st Half: 6-8		75.0%	2nd Half: 3-6		50.0%	Game: 64.3%		3							

UCONN		TOT-FG	3-PT	FT-FTA	REBOUNDS			PF	TP	A	TO	BLK	S	MIN	
#	Player Name	FG-FGA	FG-FGA	FT-FTA	OF	DE	TOT								
04	ADRIEN, Jeff.....	f	4-7	0-1	1-2	2	8	10	0	9	0	1	1	1	28
21	ROBINSON, Stanley.....	f	4-8	0-3	5-7	3	5	8	2	13	2	2	1	1	18
34	THABEET, Hasheem.....	c	1-1	0-0	4-4	0	8	8	3	6	0	2	2	0	17
11	DYSON, Jerome.....	c	7-13	5-7	8-10	3	3	6	3	27	0	4	1	1	19
12	PRICE, A. J.....	g	3-9	1-4	4-5	2	2	4	1	11	8	4	0	0	29
02	BEVERLY, Donnell.....	g	0-0	0-0	0-0	0	0	0	2	0	1	1	0	0	2
03	WIGGINS, Doug.....	g	4-7	2-4	2-3	0	1	1	1	12	2	1	0	1	23
14	KELLY, Curtis.....	g	3-5	0-0	5-7	2	5	7	4	8	1	1	2	1	16
24															

## 2007-08 University of Connecticut Game-by-Game Box Scores

**Game #3** Thursday, November 15, 2007, Madison Square Garden, New York, N.Y.  
**Connecticut 78, Gardner Webb 66**

#	Player Name	TOT-FG		3-PT		FT-FTA		REBOUNDS		PF	TP	A	TO	BLK	S	MIN
		FG-FGA	FG-FGA	FG-FGA	FG-FGA	OF	DE	TOT								
21	ROBINSON, Stanley...	f	6-13	0-0	0-3	1	5	6	2	12	2	1	1	2	32	
4	ADRIEN, Jeff.....	f	4-10	0-1	1-2	1	1	2	3	9	0	2	1	1	19	
14	KELLY, Curtis.....	c	0-6	0-0	1-2	1	2	3	2	1	0	2	1	0	18	
11	DYSON, Jerome.....	g	2-9	1-1	2-2	1	5	6	5	7	4	2	0	0	25	
12	PRICE, A.J.....	g	6-10	2-3	4-7	2	6	8	1	18	9	0	1	0	31	
2	BEVERLY, Donnell....	g	0-0	0-0	0-0	0	0	0	0	0	0	0	0	0	1	
24	AUSTRIE, Craig.....	g	1-3	0-2	0-0	0	0	0	1	2	1	0	0	0	13	
3	WIGGINS, Doug.....	g	4-7	3-5	2-2	0	1	1	0	13	2	0	0	2	19	
32	MANDELDOVE, Jonathan	g	0-0	0-0	0-2	0	2	2	0	0	0	1	2	0	5	
33	EDWARDS, Gavin.....	g	4-6	0-0	0-0	3	4	7	3	8	0	2	1	1	17	
34	THABEET, Hasheem....	g	2-3	0-0	4-6	5	5	10	4	8	2	2	3	2	20	
TEAM.....						3	4	7								
Totals.....			29-67	6-12	14-26	17	35	52	21	78	20	13	1	8	200	
TOTAL FG% 1st Half:			15-35	42.9%	2nd Half:	14-32	43.8%	Game:		43.3%	DEADB					
3-Pt. FG% 1st Half:			3-7	42.9%	2nd Half:	3-5	60.0%	Game:		50.0%	REBS					
F Throw % 1st Half:			8-15	53.3%	2nd Half:	6-11	54.5%	Game:		53.8%	REBS				4	

**GARDNER WEBB 3-1**

#	Player Name	TOT-FG		3-PT		FT-FTA		REBOUNDS		PF	TP	A	TO	BLK	S	MIN
		FG-FGA	FG-FGA	FG-FGA	FG-FGA	OF	DE	TOT								
10	SANDERS, Thomas.....	f	7-23	0-3	6-8	7	6	13	4	20	0	3	0	2	30	
25	BLANK, Nate.....	f	4-15	1-8	0-2	2	1	3	4	9	3	2	0	1	30	
42	MACMILLAN, Auryan....	c	2-5	0-0	0-0	0	2	2	5	4	0	0	0	0	13	
04	FLITNER, Grayson....	g	4-8	4-7	4-5	2	1	3	4	16	0	6	0	1	21	
23	LINN, Aaron.....	g	1-7	1-4	1-2	1	1	2	5	4	3	3	0	0	22	
03	FRENCH, Matt.....	g	1-1	0-0	0-0	1	1	2	1	2	0	1	0	0	10	
11	JACKSON, Brandon....	g	0-0	0-0	0-0	0	1	1	1	0	1	0	0	0	10	
24	SIDDLE, Takayo.....	g	1-5	1-3	0-0	0	2	2	1	3	3	2	0	1	21	
30	DOVONO, Ludovic.....	g	0-3	0-0	2-2	0	1	1	0	2	0	1	0	0	11	
33	BOGGS, Dillon.....	g	1-1	0-0	0-0	1	0	1	1	2	0	0	0	0	11	
55	FALL, Samba.....	g	2-3	0-0	0-0	2	4	6	4	4	1	2	2	0	17	
TEAM.....						6	6	6								
Totals.....			23-71	7-25	13-19	16	26	42	30	66	11	20	2	5	200	
TOTAL FG% 1st Half:			9-32	28.1%	2nd Half:	14-39	35.9%	Game:		32.4%	DEADB					
3-Pt. FG% 1st Half:			3-9	33.3%	2nd Half:	4-16	25.0%	Game:		28.0%	REBS					
F Throw % 1st Half:			6-9	66.7%	2nd Half:	7-10	70.0%	Game:		68.4%	REBS				2,1	

Officials: Gary Maxwell, Jeff Clark, Bernard Clinton  
 Technical fouls: UCONN-None. GARDNER WEBB-None.  
 Attendance: 7308  
 Score by Periods: 1st 2nd Total  
 UCONN: 41 37 - 78  
 GARDNER WEBB: 27 39 - 66

**Game #5** Tuesday, November 20, 2007, Hartford Civic Center, Hartford, Conn.  
**Connecticut 89, Gardner Webb 72**

**GARDNER-WEBB (4-3)**

#	Player Name	TOT-FG		3-PT		FT-FTA		REBOUNDS		PF	TP	A	TO	BLK	S	MIN
		FG-FGA	FG-FGA	FG-FGA	FG-FGA	OF	DE	TOT								
10	SANDERS, Thomas.....	f	4-13	0-2	5-6	6	7	13	3	13	4	3	0	2	34	
25	BLANK, Nate.....	f	9-17	6-11	1-1	1	2	3	4	25	0	2	0	1	28	
42	MACMILLAN, Auryan....	c	0-1	0-0	0-0	0	0	0	1	0	0	0	0	0	16	
04	FLITNER, Grayson....	g	1-7	0-6	2-2	0	0	0	2	4	5	0	1	0	20	
23	LINN, Aaron.....	g	2-8	2-5	2-2	0	2	2	3	8	0	1	0	0	21	
03	FRENCH, Matt.....	g	4-5	1-1	0-0	1	1	2	3	9	1	2	0	1	15	
05	SARPY, Quincy.....	g	1-5	0-1	0-1	1	0	1	2	2	1	0	0	1	12	
24	SIDDLE, Takayo.....	g	3-9	2-7	0-0	1	0	1	0	3	2	1	0	1	24	
30	DOVONO, Ludovic.....	g	1-2	0-0	1-1	1	2	3	4	3	0	1	0	1	12	
33	BOGGS, Dillon.....	g	0-1	0-1	0-0	0	0	0	0	0	1	0	1	0	9	
55	FALL, Samba.....	g	0-1	0-0	0-0	0	0	0	0	0	0	0	0	0	9	
TEAM.....						0	0	0								
Totals.....			25-69	11-34	11-13	13	19	32	25	72	16	15	5	9	200	
TOTAL FG% 1st Half:			11-37	29.7%	2nd Half:	14-32	43.8%	Game:		36.2%	DEADB					
3-Pt. FG% 1st Half:			7-23	30.4%	2nd Half:	4-11	36.4%	Game:		32.4%	REBS					
F Throw % 1st Half:			4-4	100%	2nd Half:	7-9	77.8%	Game:		84.6%	REBS				0	

**UCONN (4-1)**

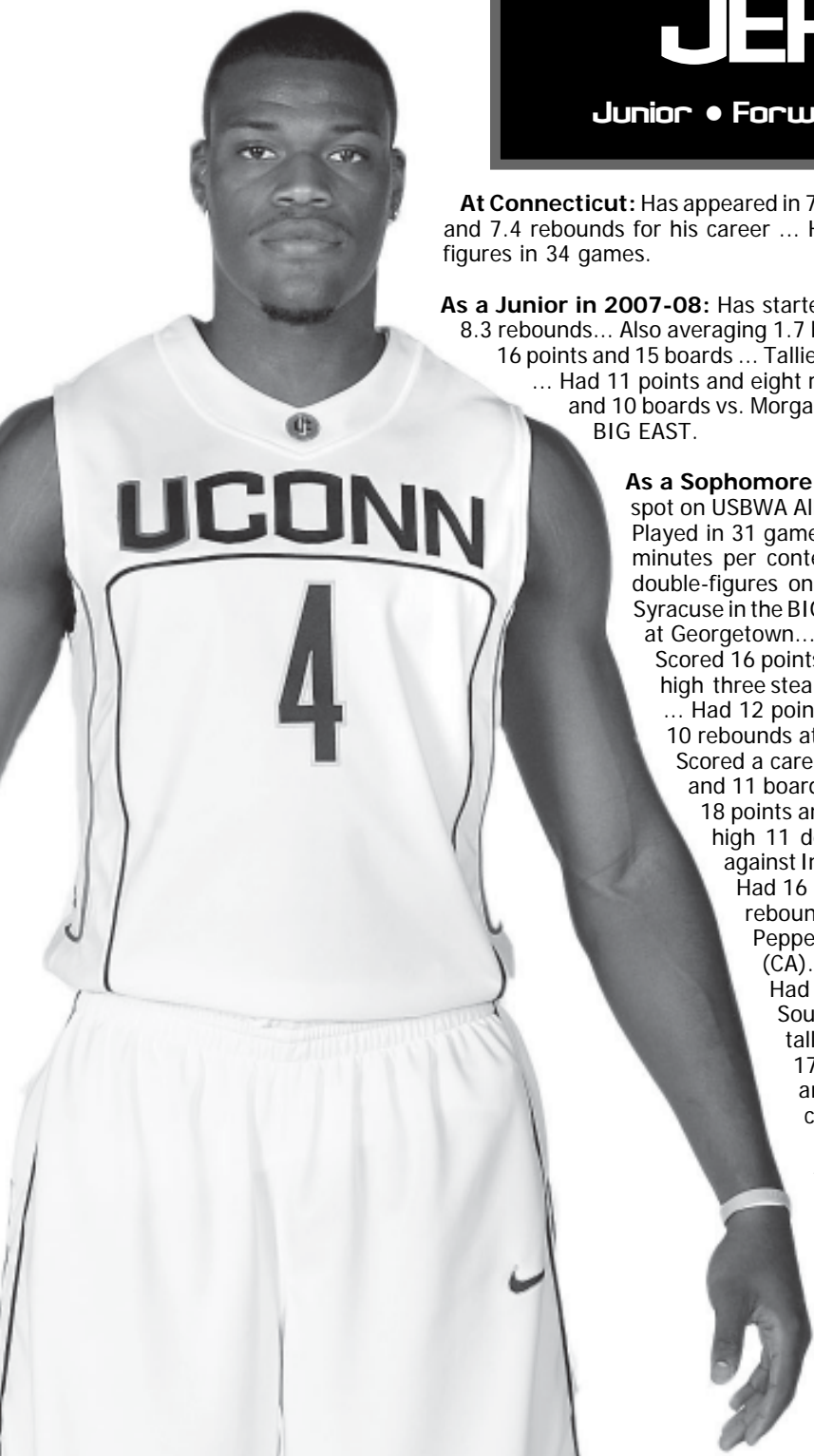
#	Player Name	TOT-FG		3-PT		FT-FTA		REBOUNDS		PF	TP	A	TO	BLK	S	MIN
		FG-FGA	FG-FGA	FG-FGA	FG-FGA	OF	DE	TOT								
04	ADRIEN, Jeff.....	f	9-16	0-0	6-10	6	8	14	3	24	2	5	2	2	30	
21	ROBINSON, Stanley....	f	4-10	0-1	1-3	3	7	10	4	9	2	0	2	1	24	
34	THABEET, Hasheem....	c	8-15	0-0	6-7	8	6	14	2	22	0	3	0	1	28	
11	DYSON, Jerome.....	g	4-12	0-3	2-3	4	3	7	3	10	3	3	2	0	28	
12	PRICE, A.J.....	g	2-7	1-3	0-1	0	1	1	0	0	3	1	0	2	24	
02	BEVERLY, Donnell....	g	1-1	1-1	0-0	0	0	0	0	3	1	2	0	0	3	
03	WIGGINS, Doug.....	g	2-5	0-1	2-2	1	4	5	2	6	5	2	0	2	24	
14	KELLY, Curtis.....	g	0-0	0-0	1-2	0	1	1	1	1	0	0	0	0	5	
24	AUSTRIE, Craig.....	g	2-5	0-2	0-0	0	1	1	1	4	2	1	0	0	17	
32	MANDELDOVE, Jonathan	g	0-0	0-0	0-0	0	0	0	1	0	0	0	0	0	4	
33	EDWARDS, Gavin.....	g	2-3	0-0	1-2	1	1	2	2	5	1	0	0	2	13	
TEAM.....						3	1	4								
Totals.....			34-74	2-11	19-30	26	33	59	18	89	20	17	7	10	200	
TOTAL FG% 1st Half:			20-43	46.5%	2nd Half:	14-31	45.2%	Game:		45.9%	DEADB					
3-Pt. FG% 1st Half:			7-23	30.4%	2nd Half:	4-11	36.4%	Game:		32.4%	REBS					
F Throw % 1st Half:			7-13	53.8%	2nd Half:	12-17	70.6%	Game:		63.3%	REBS				6	

Officials: John Cahill, James Breeding, Earl Walton  
 Technical fouls: GARDNER-WEBB-None. UCONN-None.  
 Attendance: 11172  
 Score by Periods: 1st 2nd Total  
 GARDNER-WEBB: 33 39 - 72  
 UCONN: 48 41 - 89  
 Points in the paint-GW 26, UCONN 52. Points off turnovers-GW 16, UCONN 16.  
 2nd chance points-GW 16, UCONN 28. Fast break points-GW 6, UCONN 15.  
 Bench points-GW 22, UCONN 19. Score tied-0 times. Lead changed-2 times.  
 Last FG-GW 2nd-00:27, UCONN 2nd-00:38.  
 Largest lead-GW by 1 1st-19:31, UCONN by 25 2nd-15:43.

**Game #4** Friday, November 16, 2007, Madison Square Garden, New York, N.Y.  
**No. 3 Memphis 81, Connecticut 70**

**MEMPHIS 4-0**

#	Player Name	TOT-FG		3-PT		FT-FTA		REBOUNDS		PF	TP	A	TO	BLK	S	MIN
		FG-FGA	FG-FGA	FG-FGA	FG-FGA	OF	DE	TOT								
02	DOZIER, Robert.....	f	4-5	0-0	0-0	4	4	8	4	8	0	3	3	1	24	
03	DORSEY, Joey.....	f	2-2	0-0	0-2	2	10	12	4	0	3	3	0	1	28	
05	ANDERSON, Antonio....	g	1-8	0-3	2-4	1	4	5	3	4	3	1	0	2	32	
14	DOUGLAS-ROBERTS, Chr	g	14-24	2-3	3-3	4	3	7	33	0	2	0	0	0	33	
23	ROSE, Derrick.....	g	8-17	0-1	8-10	3	3	6	33	0	5	0	0	0	29	
00	TAGGART, Shawn.....	g	1-5	0-1	0-0	2	3	5	2	0	1	0	0	0	8	
01	KEMP, Willie.....	g	0-3	0-2	0-0	0	0	0	2	0	1	1	0	0	8	
04	NILES, Pierre.....	g	0-0	0-0	0-0	0	1	1	0	0	0	0	0	0	2	
15	ALLEN, Andre.....	g	1-3	0-1	0-0	0	0	0	1	2	1	0	0	0	17	
20	MAC, Donald.....	g	1-1	1-1	0-0	0	0	0	0	3	1	0	0	0	5	
32	ROBINSON, Jeff.....	g	0-1	0-1	1-2	0	0	0	3	1	0	0	0	0	5	
35	BAILEY, Hashim.....	g	0-0	0-0	0-0	0	0	0	1	0	0	0	0	0	2	
TEAM.....						2	1	3								
Totals.....			32-69	3-13	14-21	18	29	47	29	81	5	18	6	4	200	
TOTAL FG% 1st Half:			19-41	46.3%	2nd Half:	13-28	46.4%	Game:		46.4%	DEADB					
3-Pt. FG% 1st Half:			3-9	33.3%	2nd Half:	0-4	0.0%	Game:		23.1%	REBS					



# JEFF ADRIEN

Junior • Forward • 6-7 • 243 • Brookline, Mass.

**At Connecticut:** Has appeared in 70 games in three seasons, starting 38 ... He is averaging 10.0 points and 7.4 rebounds for his career ... Has recorded 19 career double-doubles and has scored in double figures in 34 games.

**As a Junior in 2007-08:** Has started all six games at forward in 2007-08, averaging 13.0 points and 8.3 rebounds... Also averaging 1.7 blocks per game ... Posted double-double against Florida A&M with 16 points and 15 boards ... Tallied career-high 24 points and 14 rebounds in win over Gardner-Webb ... Had 11 points and eight rebounds against Buffalo ... Tallied a double-double with 12 points and 10 boards vs. Morgan State in 2K Sports College Hoops Classic ... Named Preseason All-BIG EAST.

**As a Sophomore in 2006-07:** Named to the All-BIG EAST Second Team... Earned spot on USBWA All-District Team ... Named to the NABC All-District I Second Team... Played in 31 games, averaging 13.1 points and 9.7 rebounds with 43 blocks in 33.2 minutes per contest... Led squad with 15 double-doubles this season, scoring in double-figures on 24 occasions... Grabbed 10 rebounds and added six points vs. Syracuse in the BIG EAST Tournament... Had team-high 17 points and seven rebounds at Georgetown... Tallied a career-high 20 points and 10 boards against Villanova... Scored 16 points and put up three blocks vs. Louisville... Had 14 points and career-high three steals at Rutgers... Scored six points and grabbed 10 boards at Syracuse ... Had 12 points and 15 rebounds in win over Seton Hall... Tallied 13 points and 10 rebounds at Georgia Tech... Had 12 points and boards in win over Syracuse... Scored a career-high 19 points in overtime win against Rutgers... Had 10 points and 11 boards against DePaul... Played 39 minutes against Providence, tallying 18 points and 10 boards ... Had 11 points and 15 rebounds, including a career-high 11 defensive boards vs. Louisville... Tallied 15 points and 12 boards against Indiana... Scored 18 points and grabbed seven boards vs. Marquette... Had 16 points and 15 rebounds over South Florida... Had 16 points and 11 rebounds vs. Coppin State... Tallied 14 points and seven rebounds vs. Pepperdine... Had 15 points and eight rebounds in win over St. Mary's (CA)... Scored 18 points against Northeastern to go with 12 rebounds... Had 11 points, nine rebounds and two steals in win over Texas Southern... Earned MVP honors for Hispanic College Fund Classic after tallying 13 points and 10 rebounds in finale against Mississippi... Had 17 points, 12 rebounds and four blocks vs. Fairfield... Put up 14 points and 11 rebounds against Central Arkansas... Tallied 14 points and a career-best 16 rebounds against Quinnipiac.

**As a Freshman in 2005-06:** Appeared in 33 games, starting one... Averaged 6.5 points and 5.0 rebounds... Named to the 2005-06 BIG EAST All-Rookie Team... Finished the season with a career-best 17 points in the NCAA Elite Eight contest vs. George Mason... Had eight points and nine rebounds in win over Villanova... Had six points and nine rebounds in the win at West Virginia... Had 12 points and eight boards vs. Seton Hall... Was ejected from the game vs. St. John's for a flagrant/fighting foul and suspended for the game at Providence... Had nine points and a career-best 12 rebounds in the win at Louisville... Had eight points and ten rebounds vs. Georgetown... Had a then career-best 13 points in his

## JEFF ADRIEN CAREER STATISTICS

OVERALL Year	GP-GS	Min/Avg	Total		3-Point		FT-FTA	Rebs							Pts/Avg		
			FG-FGA	Pct	FG-FGA	Pct		Pct	Off-Def	Tot	Avg	PF-FO	Ast	TO		Blk	Stl
2005-06	33-1	543/16.5	83-136	.610	0-0	.000	50-78	.641	68-97	165	5.0	42-0	15	26	25	14	216/6.5
2006-07	31-31	1028/33.2	156-312	.500	0-1	.000	95-162	.586	117-184	301	9.7	60-0	29	76	44	29	407/13.1
2007-08	6-6	165/27.5	27-54	.500	0-1	.000	24-44	.545	17-33	50	8.3	11-0	12	22	10	3	78/13.0
TOTAL	70-38	1736/24.8	266-502	.530	0-2	.000	169-284	.595	202-314	516	7.4	113-0	56	124	79	46	701/10.0
BIG EAST Year	GP-GS	Min/Avg	Total		3-Point		FT-FTA	Rebs							Pts/Avg		
			FG-FGA	Pct	FG-FGA	Pct		Pct	Off-Def	Tot	Avg	PF-FO	Ast	TO		Blk	Stl
2005-06	15-0	259/17.3	36-61	.590	0-0	.000	18-30	.600	35-54	89	5.9	20-0	7	15	12	7	90/6.0
2006-07	16-16	561/35.1	81-164	.494	0-1	.000	53-97	.546	54-97	151	9.4	38-0	21	40	22	19	215/13.4
TOTAL	31-16	820/26.5	117-225	.520	0-1	.000	71-127	.559	89-151	240	7.7	58-0	28	55	34	26	305/9.8

first career start, hitting on 5-of-6 from the field vs. Stony Brook... Had his first career double-double, scoring 12 points and adding ten rebounds in the win over Morehead State... Had 11 points, eight boards and four blocks in the win over Texas Southern... Averaged 7.3 points and 5.3 rebounds in the Maui Invitational.

**Before UConn:** A consensus Top 50 recruit and among the elite fifth year players in the country at Brewster Academy (NH)... Averaged 18 points and 12 rebounds per game during postgraduate season at Brewster... Averaged 27 points and 14 rebounds as a senior at Brookline HS... As a senior at Brookline, Jeff was team captain, first team All-League, League MVP and named to the *Boston Globe* Super Team and *Boston Herald* Dream Team.

**Personal Information:** Jeff Adrien... Liberal arts major... Born February 10, 1986 in Naples, Fla. ... Son of Linette Adrien... Has a sister, Judith.

### JEFF ADRIEN GAME-BY-GAME STATISTICS

	FG-A	3FG-A	FT-A	REBS		PF	TP	A	TO	BLK	S	M
				OF	DE							
2007-2008												
Morgan State (s)	4-9	0-0	4-8	7	7	10	1	12	2	3	0	37
Buffalo (s)	3-6	0-0	5-9	3	1	8	1	11	0	4	0	29
vs. Gardner-Webb (s)	4-10	0-1	1-2	1	1	2	1	10	0	1	0	19
vs. Memphis (s)	1-4	0-0	4-8	1	1	1	1	6	0	0	0	27
Gardner-Webb (s)	9-16	0-0	6-10	6	8	14	3	24	1	2	0	30
Florida A&M (s)	6-9	0-0	4-7	6	9	15	2	16	2	0	0	23
vs. Gonzaga												
Northeastern												
Quinnipiac												
Maine												
at Central Florida												
at Seton Hall												
at Notre Dame												
St. John's												
at Georgetown												
Providence												
Marquette												
at Cincinnati												
at Indiana												
Louisville												
Pittsburgh												
at Syracuse												
Georgia Tech												
Notre Dame												
at South Florida												
DePaul												
at Villanova												
at Rutgers												
West Virginia												
at Providence												
Cincinnati												
2006-2007												
Quinnipiac (s)	6-12	0-0	2-4	7	9	16	2	14	0	1	0	34
Central Arkansas (s)	6-12	0-0	2-3	3	3	8	1	11	2	1	0	27
Fairfield (s)	4-9	0-0	9-10	4	4	12	1	13	4	4	1	36
Mississippi (s)	6-14	0-0	1-2	4	4	10	1	11	1	1	0	26
Albany (s)	4-6	0-0	3-4	2	2	5	1	8	1	1	0	22
Sacred Heart (s)	5-8	0-0	2-2	2	2	8	1	10	1	1	0	26
Texas Southern (s)	8-15	0-0	1-2	4	4	12	0	18	0	1	1	29
Northeastern (s)	8-15	0-0	2-3	4	4	12	0	18	1	1	1	29
St. Mary's (CA) (s)	6-6	0-0	5-6	1	1	8	1	14	1	1	0	24
Pepperdine (s)	5-7	0-0	3-4	1	1	7	1	16	1	1	0	30
Coppin State (s)	7-10	0-0	2-3	6	6	14	1	16	0	0	0	29
at West Virginia (s)	3-6	0-0	1-4	4	4	8	1	7	1	0	0	24
South Florida (s)	7-14	0-0	2-5	4	4	10	1	15	1	1	0	29
at Louisiana State (s)	3-12	0-0	1-6	3	3	7	1	11	0	0	0	24
Marquette (s)	6-14	0-0	6-7	4	4	7	4	18	2	2	1	31
at St. John's (s)	3-6	0-0	3-4	4	4	7	1	11	1	1	0	27
at Pittsburgh (s)	5-10	0-0	3-10	3	3	7	1	13	1	1	0	24
Indiana (s)	4-13	0-0	7-10	3	3	12	1	15	1	1	0	24
at Louisville (s)	3-4	0-0	5-6	4	4	11	1	14	1	1	1	30
Providence (s)	8-13	0-0	2-3	5	5	10	1	18	1	1	1	30
at DePaul (s)	4-11	0-0	2-3	4	4	11	1	19	1	1	0	24
Rutgers (s)	6-13	0-1	7-10	7	7	12	1	19	1	1	1	32
Syracuse (s)	3-11	0-0	6-14	7	7	12	1	10	1	1	1	24
at Georgia Tech (s)	5-7	0-0	3-5	5	5	10	1	12	1	1	0	24
Seton Hall (s)	3-8	0-0	2-5	3	3	15	1	10	1	1	0	26
at Syracuse (s)	6-12	0-0	0-4	8	8	10	1	6	1	1	0	26
at Rutgers (s)	7-12	0-0	2-4	7	7	4	1	14	1	1	0	26
Louisville (s)	2-12	0-0	8-11	2	2	4	1	11	1	1	0	26
Villanova(s)	6-10	0-0	8-11	4	4	10	1	20	1	1	0	36
at Georgetown(s)	6-13	0-0	2-3	3	3	7	1	14	1	1	0	39
vs. Syracuse (s)	3-12	0-0	0-0	3	3	10	1	6	1	1	1	39
2005-2006												
at Pepperdine	0-1	0-0	0-0	0	0	0	0	1	0	0	0	4
vs. Arkansas	4-9	0-0	3-4	3	3	6	0	11	0	0	0	24
vs. Arizona	0-2	0-0	0-0	4	4	6	0	10	1	0	0	10
vs. Gonzaga	4-6	0-0	3-3	1	1	4	0	11	0	0	0	12
Army	1-3	0-0	4-6	1	1	6	1	11	0	1	1	18
Texas Southern	3-5	0-0	5-6	4	4	8	1	11	4	1	1	18
Massachusetts	2-4	0-0	0-0	0	0	6	1	11	0	0	0	16
New Hampshire	2-4	0-0	1-3	3	3	6	1	11	0	0	0	16
Morehead State	4-7	0-0	4-6	6	6	10	1	12	1	0	0	23
Stony Brook (s)	4-7	0-0	3-5	4	4	10	1	12	0	0	0	26
Quinnipiac	4-4	0-0	1-3	1	1	4	1	5	1	0	0	17
at Marquette	2-4	0-0	1-2	2	2	4	1	5	1	0	0	17
Louisiana State	2-4	0-0	0-0	0	0	4	1	5	0	0	0	17
Cincinnati	2-4	0-0	3-4	0	0	10	0	7	0	0	0	25
Georgetown	4-4	0-0	0-1	2	2	10	0	7	0	0	0	18
at Syracuse	2-3	0-0	1-2	3	3	12	0	3	1	1	1	15
at Louisville	4-5	0-0	1-1	9	1	3	0	0	1	0	0	24
St. John's	1-1	0-0	0-0	2	2	3	0	2	0	0	0	7
at Providence												
Pittsburgh	1-3	0-0	1-2	2	2	5	2	3	0	0	0	19
at Indiana	2-7	0-0	0-0	1	1	4	0	2	1	1	0	21
Syracuse	2-7	0-0	5-6	3	3	10	0	12	1	1	0	16
at Seton Hall	0-0	0-0	2-2	1	1	10	0	12	1	1	0	22
at Villanova	0-0	0-0	0-1	1	1	6	0	10	2	0	0	23
at West Virginia	0-0	0-0	0-0	4	4	6	0	6	0	1	1	15
Notre Dame	0-0	0-0	0-0	3	3	6	0	6	0	1	0	15
Villanova	0-0	0-0	2-3	4	4	9	1	11	1	2	0	19
at South Florida	0-0	0-0	4-4	4	4	7	1	11	1	1	0	20
Louisville	1-4	0-0	2-6	3	3	3	0	2	0	1	1	15
vs. Syracuse	2-2	0-0	2-2	2	2	2	0	4	1	1	0	14
vs. Albany	2-2	0-0	0-0	0	0	0	0	4	1	1	0	14
vs. Kentucky	0-0	0-0	3-6	0	0	0	0	7	0	0	0	20
vs. Washington	0-0	0-0	0-0	0	0	0	0	0	0	0	0	15
vs. George Mason	7-8	0-0	3-4	4	3	7	3	0	0	0	0	25

### JEFF ADRIEN CAREER BEST PERFORMANCES

	Career-- All Games	Career-- BIG EAST Regular Season Games
Points	24 Gardner-Webb (11/21/07)	20 Villanova (2/28/07)
FG Made	9 Gardner-Webb (11/21/07)	8 Providence (1/27/07)
FG Atts.	16 Gardner-Webb (11/21/07)	14 Two Times
3-Pt. FG	--	--
3-Pt. FGA	1 Rutgers (2/3/07)	1 Rutgers (2/3/07)
FT	9 Fairfield (11/17/06)	8 Villanova (2/28/07)
FT Att.	14 Syracuse (2/5/07)	14 Syracuse (2/5/07)
Off. Reb.	9 Indiana (1/20/07)	7 Seton Hall (2/14/07)
Def. Reb.	11 Louisville (1/22/07)	11 Louisville (1/22/07)
Total Reb.	16 Quinnipiac (11/10/06)	15 Three Times
Assists	5 Providence (1/27/07)	5 Providence (1/27/07)
TO	6 Two Times	5 Seton Hall (2/14/07)
Blocks	7 Morgan State (11/7/07)	3 Three Times
Steals	3 Rutgers (2/21/07)	3 Rutgers (2/21/07)
Minutes	42 Rutgers (2/3/07)	42 Rutgers (2/3/07)

# CRAIG AUSTRIE

Junior • Guard • 6-3 • 176 • Stamford, Conn.

**At Connecticut:** Has appeared in 70 games in three seasons, starting 30... Averaging 4.4 points per contest as a Husky.

**As a Junior in 2007-08:** Has come off the bench in all six games this season, averaging 4.2 points and 2.0 rebounds per game ... Hadd 11 points off 4-of-8 shooting in win over Florida A&M ... Had eight points and five defensive boards vs. Morgan State in season opener.

**As a Sophomore in 2006-07:** Saw action in 30 games, making six starts ... Averaged 5.8 points per game and had 65 assists to his credit in 19.3 minutes ... Reached double-figures in scoring on eight occasions, including a season-high 14 against Syracuse ... Had 10 points and three assists against Villanova ... Scored 10 points vs. Louisville ... Tallied four assists without a turnover at Rutgers ... Had five points and rebounds to go with four assists against Syracuse ... Netted 11 points and had team-high seven assists in win over Seton Hall ... Had five assists against one turnover at Georgia Tech ... Tallied season-high 14 points, seven rebounds and five assists without a turnover in win over Syracuse ... Had 13 points and four assists vs. Rutgers ... Scored nine points against DePaul in first start of 2006-07 ... Had five points vs. Providence ... Grabbed one rebound against Louisville ... Had four points and three boards in loss to Pittsburgh ... Scored four points in win over St. John's ... Had 10 points and two steals against Marquette ... Grabbed a rebound vs. Louisiana State ... Scored nine points against South Florida ... Played 10 minutes against West Virginia, picking up an assist ... Tallied 10 points, five assists and three steals against Coppin State ... Had three points and rebounds in win over Pepperdine ... Tallied five points and four assists in 12 minutes against St. Mary's (CA) ... Scored seven points and tallied a block in win over Northeastern ... Tallied three points and a rebound against Texas Southern ... Had a season-high 12 points in just 16 minutes of action in win over Sacred Heart ... Scored four points on 4-for-4 shooting from the charity stripe against Albany ... Had seven points and two blocks vs. Mississippi ... Scored eight points and picked up two steals in 22 minutes against Fairfield ... Tallied six assists and a block in 19 minutes vs. Central Arkansas ... Hit a three-pointer and grabbed one rebound in season-opening win over Quinnipiac.

**As a Freshman in 2005-06:** Played in all 34 games, starting the first 24, and averaged 3.3 points and 2.6 assists... Had two points, five rebounds and four assists in the Sweet 16 win over Washington... Had seven points in 22 minutes in the win at Louisville... Had a UConn-freshman record 14 assists in the win over Quinnipiac... Had six points and a career-best seven assists in the win over Army... Had a career-best 15

## CRAIG AUSTRIE CAREER STATISTICS

OVERALL Year	GP-GS	Min/Avg	Total		3-Point		FT-FTA	Rebs		PF-FO	Ast	TO	Blk	Stl	Pts/Avg		
			FG-FGA	Pct	FG-FGA	Pct		Pct	Off-Def							Tot	Avg
2005-06	34-24	561/16.5	32-88	.364	10-33	.303	37-47	.787	10-45	55	1.6	33-0	87	35	5	14	111/3.3
2006-07	30-6	580/19.3	57-169	.337	30-88	.341	31-41	.756	13-38	51	1.7	39-0	65	27	6	25	175/5.8
2007-08	6-0	93/15.5	10-25	.400	3-11	.273	2-3	.667	1-11	12	2.0	4-0	8	5	1	1	25/4.2
<b>TOTAL</b>	<b>70-30</b>	<b>1234/17.6</b>	<b>99-282</b>	<b>.351</b>	<b>43-132</b>	<b>.326</b>	<b>70-91</b>	<b>.769</b>	<b>24-94</b>	<b>118</b>	<b>1.7</b>	<b>76-0</b>	<b>160</b>	<b>67</b>	<b>12</b>	<b>40</b>	<b>311/4.4</b>
BIG EAST Year	GP-GS	Min/Avg	Total		3-Point		FT-FTA	Rebs		PF-FO	Ast	TO	Blk	Stl	Pts/Avg		
			FG-FGA	Pct	FG-FGA	Pct		Pct	Off-Def							Tot	Avg
2005-06	16-11	184/11.5	10-34	.294	2-12	.167	12-17	.706	4-16	20	1.3	13-0	26	9	3	3	34/2.1
2006-07	16-5	360/22.5	35-104	.337	16-50	.320	22-28	.786	10-23	33	2.1	26-0	39	13	1	13	108/6.8
<b>TOTAL</b>	<b>32-16</b>	<b>544/17.0</b>	<b>45-138</b>	<b>.326</b>	<b>18-62</b>	<b>.290</b>	<b>34-45</b>	<b>.756</b>	<b>14-39</b>	<b>53</b>	<b>1.7</b>	<b>39-0</b>	<b>65</b>	<b>22</b>	<b>4</b>	<b>16</b>	<b>142/4.4</b>

points in the win over Arizona, hitting all four of his shots from the field and making all six free throw attempts... Had five points, one assist and two turnovers in 31 minutes in his first collegiate game at Pepperdine.

**Before UConn:** 2005 Gatorade Connecticut State Player of the Year... Two-time All-State selection and three-time All-FCIAC selection... In his four years, Trinity Catholic went 103-6, captured three league titles, two state titles and was state runner-up twice... The team was 53-2 in his two years as the starting point guard... Squad went 26-2 in his senior season as he averaged 22.5 points, 5.1 assists, 4.3 rebounds and 3.1 steals.

**Personal Information:** Craig Kevin Austrie... Liberal arts major... Born March 17, 1987 in Bronx, N.Y. ... Son of Vincent and Christine Austrie... Has two sisters, Kelly and Ajha.

### CRAIG AUSTRIE GAME-BY-GAME STATISTICS

2007-2008	FG-A	3FG-A	FT-A	REBS			PF	TP	A	TO	BLK	S	M
				OF	DE	TOT							
Morgan State	3-5	0-2	2-3	0	5	5	0	8	1	1	0	1	23
Buffalo	0-2	0-0	0-0	0	2	2	0	0	1	1	0	0	14
vs. Gardner-Webb	1-3	0-2	0-0	0	0	0	0	2	1	0	0	0	13
vs. Memphis	0-2	0-0	0-0	1	0	1	0	1	0	0	0	0	10
Gardner-Webb	2-5	0-2	0-0	0	1	1	1	4	0	1	0	0	17
Florida A&M	4-8	3-5	0-0	0	3	3	2	11	3	2	0	0	16
vs. Gonzaga													
Northeastern													
Quinnipiac													
Maine													
at Central Florida													
at Seton Hall													
at Notre Dame													
St. John's													
at Georgetown													
Providence													
Marquette													
at Cincinnati													
at Indiana													
Louisville													
Pittsburgh													
at Syracuse													
Georgia Tech													
Notre Dame													
at South Florida													
DePaul													
at Villanova													
at Rutgers													
West Virginia													
at Providence													
Cincinnati													
2006-2007	FG-A	3FG-A	FT-A	REBS			PF	TP	A	TO	BLK	S	M
Quinnipiac	1-3	1-2	0-2	0	1	1	2	3	0	1	0	1	9
Central Arkansas	0-2	0-2	0-0	0	1	1	2	6	1	1	0	2	19
Fairfield	3-4	2-3	0-0	1	0	1	0	8	1	1	0	2	22
Mississippi	3-5	1-1	0-0	0	1	1	1	10	2	1	1	1	15
Albany	0-3	0-2	4-4	0	1	1	1	7	5	0	2	1	20
Sacred Heart	4-6	4-6	0-0	0	1	1	0	12	0	0	0	2	16
Texas Southern	1-2	1-1	0-0	0	1	1	0	3	0	0	0	0	8
Northeastern	3-4	1-2	0-0	0	0	0	1	4	0	0	0	0	12
St. Mary's (CA)	2-5	1-2	0-0	1	1	2	1	5	4	1	1	0	12
Pepperdine	1-6	0-3	1-3	1	2	3	0	10	0	1	0	3	20
Coppin State	3-8	2-6	2-2	0	2	2	1	5	1	0	1	0	16
at West Virginia	0-4	0-2	0-0	0	0	0	1	9	1	0	0	1	16
South Florida	3-6	3-3	0-0	1	0	1	0	10	2	0	0	1	18
at Louisiana State	0-3	0-1	0-0	0	1	1	1	9	0	0	0	0	18
Marquette	4-11	2-5	0-0	1	1	2	0	10	1	2	0	2	19
at St. John's	1-3	0-0	2-2	0	0	0	1	4	2	1	1	1	8
at Pittsburgh	1-6	1-3	1-2	2	1	3	0	4	2	0	0	1	14
Indiana	DID NOT PLAY												
at Louisville	0-2	0-1	0-0	0	1	1	1	0	0	1	0	0	14
Providence	2-7	1-5	0-0	0	1	1	2	5	1	0	0	0	16
at DePaul (s)	4-9	1-5	0-0	0	1	1	2	9	0	0	0	0	27
Rutgers (s)	3-9	2-5	5-6	0	1	1	1	13	4	5	0	0	38
Syracuse (s)	4-10	3-8	3-4	2	2	5	7	14	5	0	0	0	30
at Georgia Tech (s)	1-10	1-5	2-2	0	3	3	2	5	1	1	1	1	33
Seton Hall (s)	4-11	0-3	3-4	1	1	2	1	11	5	2	0	1	33
at Syracuse (s)	1-7	0-2	3-4	2	2	4	3	5	4	0	1	1	30
at Rutgers	4-8	0-1	2-3	0	3	3	0	4	4	0	0	3	25
Louisville	3-10	1-3	1-1	0	1	1	4	10	2	0	0	0	23
Villanova	0-1	2-2	2-2	0	1	1	1	3	4	3	0	2	28
at Georgetown	0-1	0-0	0-0	0	2	2	1	0	2	1	1	1	15
vs. Syracuse	0-4	0-2	0-0	0	1	1	1	0	0	0	0	1	10
2005-2006	FG-A	3FG-A	FT-A	REBS			PF	TP	A	TO	BLK	S	M
at Pepperdine (s)	1-4	1-2	2-2	1	2	3	1	5	2	2	1	1	31
vs. Arkansas (s)	1-4	0-0	4-4	0	5	5	2	4	4	0	0	2	33
vs. Arizona (s)	4-4	1-1	6-6	0	1	1	4	15	2	2	0	0	21
vs. Gonzaga (s)	1-4	1-3	3-5	0	4	5	3	6	4	7	0	0	33
Army (s)	3-7	0-2	0-0	0	2	2	0	4	3	2	1	0	33
Texas Southern (s)	3-4	2-2	0-0	0	2	2	8	4	5	3	0	0	23
Massachusetts (s)	2-3	0-0	0-0	1	1	2	0	4	4	3	0	1	17
New Hampshire (s)	1-2	1-2	0-0	0	0	0	0	3	0	0	0	0	24
Morehead State (s)	0-4	0-4	1-2	0	0	0	1	6	6	3	0	0	24
Stony Brook (s)	1-5	1-2	3-4	1	1	2	6	7	1	0	0	2	26
Quinnipiac (s)	3-5	1-2	0-0	1	2	3	0	14	3	3	0	2	33
at Marquette (s)	0-0	0-0	0-2	1	3	4	2	0	0	0	0	0	15
Louisiana State (s)	0-3	0-1	2-2	0	1	1	1	1	1	1	1	0	16
Cincinnati (s)	2-3	0-0	0-0	0	3	3	1	4	1	1	1	1	16
Georgetown (s)	1-1	0-0	3-4	0	1	1	0	1	3	1	0	0	9
at Syracuse (s)	0-1	0-1	3-3	0	1	1	1	1	1	1	0	0	15
at Louisville (s)	2-5	1-3	2-4	0	3	3	3	7	0	1	1	0	22
St. John's (s)	0-2	0-1	4-4	1	1	2	3	4	0	0	0	0	16
at Providence (s)	1-3	1-2	0-0	0	0	0	0	3	1	1	1	0	12
Pittsburgh (s)	0-2	0-2	0-0	0	0	0	1	0	1	1	0	0	5
at Indiana (s)	0-0	0-0	0-0	0	0	0	1	0	0	0	0	0	10
Syracuse (s)	1-3	0-0	0-0	0	0	0	0	2	2	3	0	1	16
at Seton Hall (s)	1-4	0-0	0-0	1	2	3	1	3	1	0	0	0	12
at Villanova (s)	1-5	0-1	0-0	1	0	1	1	2	5	2	1	0	18
at West Virginia	0-0	0-0	0-0	0	0	0	0	1	1	0	0	0	4
Notre Dame	0-0	0-0	0-0	0	1	1	0	0	0	0	0	0	3
Villanova	0-3	0-1	0-0	0	0	0	0	0	0	0	0	1	10
at South Florida	0-1	0-1	0-0	0	1	1	1	1	0	1	0	0	4
Louisville	1-1	0-0	0-0	0	1	1	2	2	0	0	0	0	7
vs. Syracuse	0-0	0-0	0-0	0	1	1	1	1	0	0	0	0	2
vs. Albany	1-1	0-0	2-2	0	1	1	1	4	2	0	0	0	11
vs. Kentucky	1-2	0-0	0-0	0	0	0	0	1	1	0	0	0	13
vs. Washington	0-2	0-0	2-3	1	4	5	1	2	4	2	0	0	15
vs. George Mason	0-0	0-0	0-0	0	1	1	0	0	0	0	0	0	11

CRAIG AUSTRIE CAREER BEST PERFORMANCES	Career-- BIG EAST	
	Career-- All Games	Regular Season Games
Points	15 Arizona (11/22/05)	14 Syracuse (2/5/07)
FG Made	4 Seven Times	4 Four Times
FG Atts.	11 Two Times	11 Two Times
3-Pt. FG	4 Sacred Heart (11/29/06)	3 Two Times
3-Pt. FGA	8 Syracuse (2/5/07)	8 Syracuse (2/5/07)
FT	6 Arizona (11/22/05)	5 Rutgers (2/3/07)
FT Att.	6 Two Times	6 Rutgers (2/3/07)
Off. Reb.	2 Three Times	2 Three Times
Def. Reb.	5 Three Times	5 Syracuse (2/5/07)
Total Reb.	7 Syracuse (2/5/07)	7 Syracuse (2/5/07)
Assists	14 Quinnipiac (12/30/05)	7 Seton Hall (2/14/07)
TO	5 Albany (11/26/06)	2 Six Times
Blocks	2 Mississippi (11/19/06)	1 Four Times
Steals	3 Two Times	3 Rutgers (2/21/07)
Minutes	38 Rutgers (2/3/07)	38 Rutgers (2/3/07)

# JEROME DYSON

Sophomore • Guard • 6-4 • 190 • Rockville, Md.

**At Connecticut:** Has played in all 37 career games, making 36 starts at guard in the last two seasons ... Averaging 13.8 points in his career with 84 assists and 67 steals at guard... Has reached the 20-point mark seven times in his career.

**As a Sophomore in 2007-08:** Leads the squad with 13.5 points per contest along with 4.5 rebounds and 3.2 assists per game ... Dished out career-high nine assists and had 15 points vs. Florida A&M ... Tallied 10 points, seven boards and three assists in win over Gardner-Webb ... Had 17 points in the loss to Memphis... Had his seventh career game with at least 20 points in the season opener vs. Morgan State.

**As a Freshman in 2006-07:** A unanimous selection to the BIG EAST All-Rookie Team... Played in all 31 games, starting at guard in 30 contests... Averaged a team-high 13.8 points, along with 3.6 rebounds, 2.1 assists and 1.9 steals in 30.4 minutes per game... Led team in scoring on 11 occasions this season, scoring at least 20 points on six occasions... He reached double figures in 11 of the last 12 contests and averaged 19.9 points per game in the last seven contests, scoring 20 or more points in five of those seven games... He was named the league Rookie of the Week twice... His six 20-point contests are the third most by a UConn freshman under Jim Calhoun. Khalid El-Amin (11 in 1997-98) and Richard Hamilton (9 in 1996-97) head that list... Led the team in steals with 58, tallying two or more in 19 games...Tallied a team-leading 21 points and a career-high five steals against Syracuse in the BIG EAST Tournament... Had nine points and four assists at Georgetown... Scored 20 points against Villanova... Led team for fourth-straight game with 23 points, including six three-pointers, against Louisville... Had game-high 17 points, including nine free throws, at Syracuse... Led team with career-high performance, scoring 27 points at Syracuse... Scored a team-leading 22 points and three blocks in win over Seton Hall... Tallied 13 points, four rebounds and two steals at Georgia Tech... Had 10 points, including a 7-of-8 performance from the foul line, in win over Syracuse... Tallied 13 points and seven boards, going 9-for-11 from the foul line, in overtime win against Rutgers... Led squad with 16 points against DePaul after getting a tooth knocked out in the first half... Had 12 points and five boards vs. Louisiana State... Tallied 16 points and four assists against South Florida... Scored 12 points and tallied four steals at West Virginia... Named the BIG EAST Rookie of the Week on December 18 after he tallied a team-leading 19 points in win over St. Mary's (CA), while grabbing five boards and two steals... Had 11 points, four assists and two steals against Northeastern... Scored 19 points and had three steals in win over Texas Southern...

## JEROME DYSON CAREER STATISTICS

OVERALL Year	GP-GS	Min/Avg	Total		3-Point		Rebs										
			FG-FGA	Pct	FG-FGA	Pct	FT-FTA	Pct	Off-Def	Tot	Avg	PF-FO	Ast	TO	Blk	Stl	Pts/Avg
2006-07	31-30	943/30.4	131-363	.361	44-135	.326	123-171	.719	36-77	113	3.6	80-4	65	66	11	58	429/13.8
2007-08	6-6	173/28.8	27-71	.380	4-15	.267	23-30	.767	9-18	27	4.5	23-2	19	16	6	9	81/13.5
TOTAL	37-36	1116/30.2	158-434	.364	48-150	.320	146-201	.726	45-95	140	3.8	103-6	84	82	17	67	510/13.8
BIG EAST Year	GP-GS	Min/Avg	Total		3-Point		Rebs										
			FG-FGA	Pct	FG-FGA	Pct	FT-FTA	Pct	Off-Def	Tot	Avg	PF-FO	Ast	TO	Blk	Stl	Pts/Avg
2006-07	16-15	516/32.2	64-190	.337	27-78	.346	73-98	.745	21-38	59	3.7	46-3	34	38	8	23	228/14.3
TOTAL	16-15	516/32.2	64-190	.337	27-78	.346	73-98	.745	21-38	59	3.7	46-3	34	38	8	23	228/14.3

Notched double-digits in scoring for the third-straight game with 11 against Sacred Heart, going 5-for-5 from the line... Played 22 minutes against Albany, tallying 12 points, four assists and two steals... Named to Hispanic College Fund Classic All-Tournament team after wrapping up the third game against Mississippi with 16 points, four assists and two steals... Scored four points and tallied two assists against Fairfield... Put up team-high 20 points on 7-for-13 shooting against Central Arkansas... Tallied a team-best 16 points to go with six boards and a block in first collegiate game against Quinnipiac.

**Before UConn:** Averaged 26 points, eight rebounds and six assists as a senior for Proctor Academy in Andover, N.H. in 2005-06... Attended Churchill HS in Maryland and averaged 20.5 points as a sophomore in 2002-03... Repeated his sophomore year at Proctor Academy in 2003-04 and spent two months abroad his junior year in Spain in 2004-05... Also a member of the football and baseball teams at Proctor... Played for the U.S. team in the Capital Classic in April of 2006 at the MCI Center in Washington, D.C.

**Personal Information:** Jerome Clifton Dyson... Born on May 1, 1987 in Rockville, Md. ... Son of Clif Dyson and Julie Harriday... Has two brothers, Kenny and Anthony, and one sister, Shaihad.

### JEROME DYSON GAME-BY-GAME STATISTICS


2007-2008	FG-A	3FG-A	FT-A	REBS			PF	TP	A	TO	BLK	S	M
				OF	DET	TOT							
Morgan State (s)	6-13	2-6	6-7	1	1	2	4	12	0	4	1	2	27
Buffalo (s)	4-12	0-2	4-4	1	4	5	4	7	2	1	2	0	27
vs. Gardner-Webb (s)	2-9	1-1	2-2	1	1	2	5	5	4	1	0	1	25
vs. Memphis (s)	5-13	0-0	7-10	1	1	2	3	17	1	1	1	0	37
Gardner-Webb (s)	4-12	0-3	2-3	4	1	5	3	10	3	3	1	0	28
Florida A&M (s)	6-12	1-3	2-4	1	2	3	2	15	9	1	0	4	29
vs. Gonzaga													
Northeastern													
Quinnipiac													
Maine													
at Central Florida													
at Seton Hall													
at Notre Dame													
St. John's													
at Georgetown													
Providence													
Marquette													
at Cincinnati													
at Indiana													
Louisville													
Pittsburgh													
at Syracuse													
Georgia Tech													
Notre Dame													
at South Florida													
DePaul													
at Villanova													
at Rutgers													
West Virginia													
at Providence													
Cincinnati													

2006-2007	FG-A	3FG-A	FT-A	REBS			PF	TP	A	TO	BLK	S	M
				OF	DET	TOT							
Quinnipiac (s)	4-10	3-6	5-12	1	3	4	1	16	1	1	1	1	34
Central Arkansas (s)	7-13	3-5	3-4	0	3	3	1	20	1	1	0	3	29
Fairfield (s)	1-6	1-2	1-2	0	0	0	1	3	4	0	0	0	16
Mississippi (s)	4-8	2-4	6-6	0	0	0	1	16	4	0	0	2	35
Albany (s)	3-7	0-2	6-9	0	0	0	3	12	4	1	0	0	22
Sacred Heart (s)	3-12	0-4	5-5	1	1	2	0	11	4	2	0	4	29
Texas Southern (s)	7-17	1-7	4-4	2	1	3	1	19	2	2	3	3	24
Northeastern (s)	5-12	1-2	0-0	1	1	2	1	11	4	2	0	2	32
St. Mary's (CA) (s)	6-14	1-2	6-10	4	4	8	2	19	1	0	0	0	32
Pepperdine (s)	3-9	0-2	3-5	2	2	4	5	9	1	1	1	2	21
Coppin State (s)	5-12	0-2	0-2	1	3	4	4	10	2	2	0	4	26
Coppin State (s)	4-13	1-6	3-4	1	1	2	1	12	5	4	0	4	28
at West Virginia (s)	5-11	2-4	4-4	2	2	4	2	16	4	0	0	0	29
South Florida (s)	3-10	2-5	4-6	0	1	1	3	12	0	0	0	1	33
at Louisiana State (s)	3-10	2-5	4-6	0	1	1	3	12	0	0	0	1	24
Marquette (s)	0-5	0-2	6-8	2	0	2	5	6	5	5	0	0	30
at St. John's (s)	2-4	2-3	1-2	0	0	0	1	7	1	0	0	0	30
at Pittsburgh (s)	5-16	0-3	1-2	4	1	5	5	11	1	1	1	2	33
Indiana (s)	4-8	0-1	0-1	1	1	2	1	8	1	1	1	1	30
at Louisville (s)	4-9	0-3	1-1	0	0	0	2	9	1	1	0	0	22
Providence (s)	3-12	2-7	2-2	2	2	4	2	10	2	2	1	2	31
at DePaul	4-11	0-1	8-9	2	1	3	4	13	2	1	0	0	33
Rutgers (s)	2-8	0-2	9-11	1	6	7	1	16	1	1	1	0	41
Syracuse (s)	1-8	1-4	7-8	2	1	3	1	10	1	1	1	0	32
at Georgia Tech (s)	4-14	1-6	4-4	1	3	4	1	13	1	1	1	1	26
Seton Hall (s)	7-22	4-8	4-4	4	1	5	4	22	0	4	4	2	30
at Syracuse (s)	8-21	6-13	5-8	1	1	2	3	27	1	1	1	1	39
at Syracuse (s)	4-10	0-0	9-11	0	0	0	3	17	3	2	0	0	37
at Rutgers (s)	7-13	6-8	3-7	0	0	0	2	23	2	2	0	0	37
Louisville (s)	4-14	3-10	9-14	1	1	2	4	20	5	5	0	1	36
Villanova (s)	4-13	0-4	1-3	0	0	0	1	9	4	4	1	1	34
at Georgetown (s)	4-13	0-4	1-3	0	0	0	1	9	4	4	0	0	34
vs. Syracuse (s)	8-21	2-7	3-3	4	0	4	5	21	4	4	0	5	38

JEROME DYSON CAREER BEST PERFORMANCES	Career-- BIG EAST	
	Career-- All Games	Regular Season Games
Points	27 Syracuse (2/17/07)	27 Syracuse (2/17/07)
FG Made	8 Syracuse (2/17/07)	8 Syracuse (2/17/07)
FG Atts.	22 Seton Hall (2/14/07)	22 Seton Hall (2/14/07)
3-Pt. FG	6 Two Times	6 Two Times
3-Pt. FGA	13 Syracuse (2/17/07)	13 Syracuse (2/17/07)
FT	9 Two Times	9 Two Times
FT Att.	14 Villanova (2/28/07)	14 Villanova (2/28/07)
Off. Reb.	4 Four Times	4 Two Times
Def. Reb.	6 Rutgers (2/3/07)	7 Seton Hall (2/14/07)
Total Reb.	7 Two Times	7 Rutgers (2/3/07)
Assists	9 Florida A&M (11/26/07)	5 St. John's (1/13/07)
TO	6 St. John's (1/13/07)	6 St. John's (1/13/07)
Blocks	3 Seton Hall (2/14/07)	3 Seton Hall (2/14/07)
Steals	5 Syracuse (3/7/07)	5 Syracuse (3/7/07)
Minutes	41 Rutgers (2/3/07)	41 Rutgers (2/3/07)





# GAVIN EDWARDS

Sophomore • Forward • 6-9 • 234 • Gilbert, Ariz.

**At Connecticut:** Has seen action in 28 games in two seasons, averaging 2.4 points and 2.0 rebounds per game.

**As a Sophomore in 2007-08:** Has appeared in all six games this season, averaging 3.8 points and 2.3 rebounds ... Had six points and three blocks vs. Florida A&M ... Tallied five points and two steals in win over Gardner-Webb ... Had eight points and seven boards in 17 minutes in the win over Gardner-Webb at Madison Square Garden.

**As a Freshman in 2006-07:** Saw action in 22 games with an average of 2.0 points and 1.9 rebounds in 6.7 minutes per game ... Led team in scoring once this season, putting up 16 points against Albany ... Grabbed seven rebounds and added three points against Syracuse in the BIG EAST Tourney ... Posted two rebounds at Syracuse ... Had four rebounds against Seton Hall ... Grabbed two rebounds against Georgia Tech ... Had two points, rebounds and blocks in win over Syracuse ... Tallied two points and four rebounds in overtime win against Rutgers ... Grabbed one rebound against Marquette... Missed the game against Coppin State with a sprained ankle... Scored seven points in win over St. Mary's (CA) ... Had two points and grabbed one board in seven minutes against Northeastern ... Tallied five rebounds, three points and two steals in win over Texas Southern ... Scored four points and picked up three boards and two blocks in win over Sacred Heart ... Had breakout game against Albany, scoring 16 points off 6-of-6 shooting from the field, in addition to five boards and two blocks ... Saw six minutes of action vs. Central Arkansas in HCFC, grabbing two rebounds ... Played three minutes against Quinnipiac, taking one shot.

**Before UConn:** As a senior in 2005-06, he led Mesquite High School to a 20-6 record... He averaged 17.5 points, 8.5 rebounds, and 3.3 blocks per game... He broke Mesquite's career block record in his senior season by compiling more than 100 blocked shots... Was the Co-Region Player of the Year in the Fiesta Region... He was an honorable mention All-State performer.

**Personal Information:** Gavin Earl Edwards... Born January 15, 1988 in Phoenix, Ariz. ... Son of Earl and Janice Edwards... Has one brother, Damien... His father Earl played 11 seasons in the National Football League as a defensive lineman for San Francisco, Buffalo, Cleveland and Green Bay between 1969 and 1979.

## GAVIN EDWARDS CAREER STATISTICS

OVERALL			Total		3-Point			Rebs									
Year	GP-GS	Min/Avg	FG-FGA	Pct	FG-FGA	Pct	FT-FTA	Pct	Off-Def	Tot	Avg	PF-FO	Ast	TO	Blk	Stl	Pts/Avg
2006-07	22-0	147/6.7	17-30	.567	0-0	.000	10-23	.435	15-26	41	1.9	19-0	2	8	13	5	44/2.0
2007-08	6-0	56/9.3	9-12	.750	0-0	.000	5-7	.714	7-7	14	2.3	7-0	1	3	5	3	23/3.8
TOTAL	28-0	203/7.3	26-42	.619	0-0	.000	15-30	.500	22-33	55	2.0	26-0	3	11	18	8	67/2.4
BIG EAST			Total		3-Point			Rebs									
Year	GP-GS	Min/Avg	FG-FGA	Pct	FG-FGA	Pct	FT-FTA	Pct	Off-Def	Tot	Avg	PF-FO	Ast	TO	Blk	Stl	Pts/Avg
2006-07	10-0	44/4.4	2-6	.333	0-0	.000	2-7	.286	6-8	14	1.4	6-0	1	6	5	0	6/0.6
TOTAL	10-0	44/4.4	2-6	.333	0-0	.000	2-7	.286	6-8	14	1.4	6-0	1	6	5	0	6/0.6

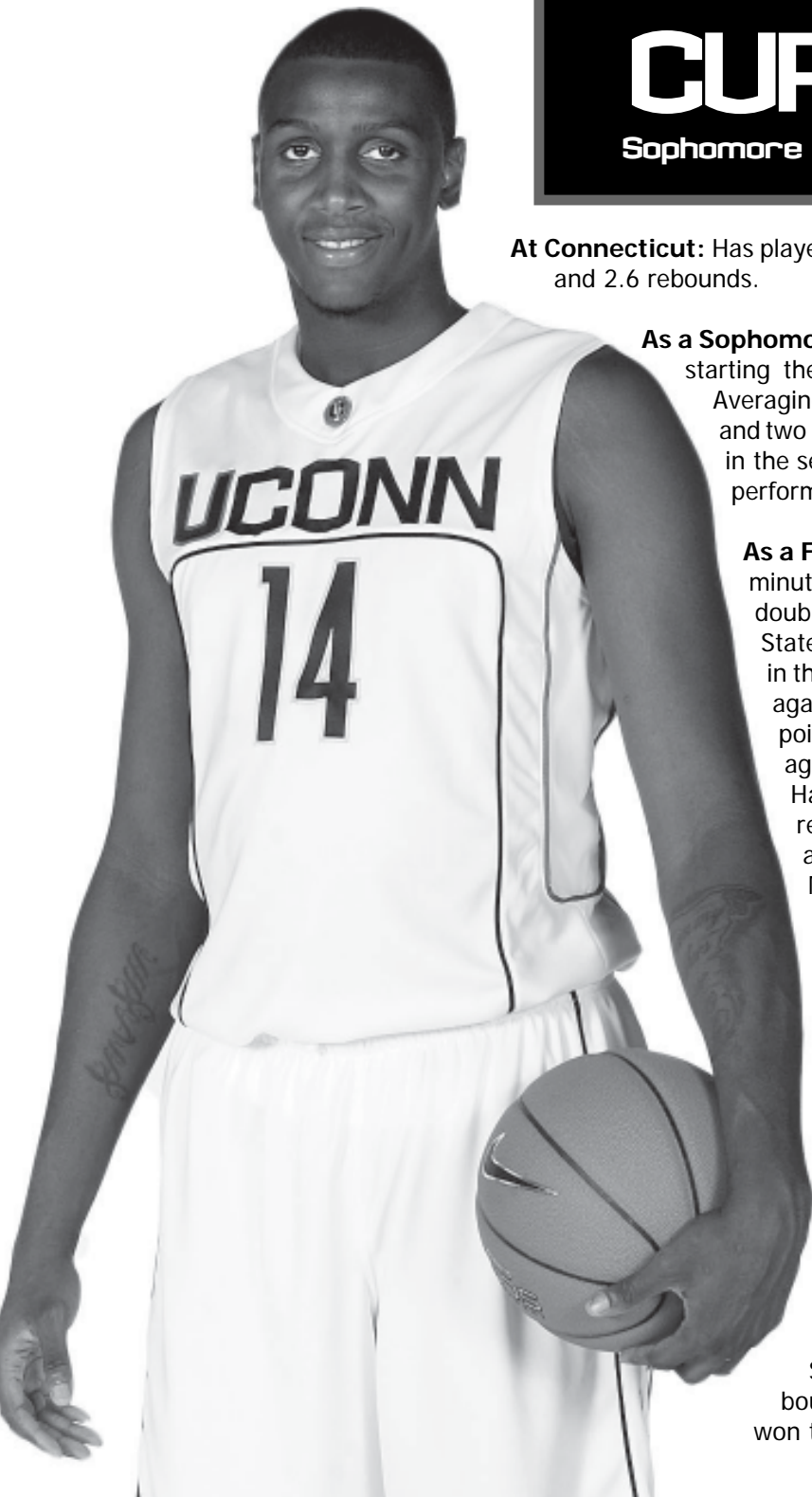
## GAVIN EDWARDS GAME-BY-GAME STATISTICS

	FG-A	3FG-A	FT-A	REBS			PF	TP	A	TO	BLK	S	M
				OF	DE	TOT							
<b>2007-2008</b>													
Morgan State	0-0	0-0	0-0	0	0	0	0	0	0	0	0	0	4
Buffalo	1-1	0-0	0-1	1	1	2	0	2	0	0	1	0	4
vs. Gardner-Webb	4-6	0-0	0-0	3	4	7	3	8	0	2	1	1	17
vs. Memphis	0-0	0-0	2-2	0	0	0	2	5	0	0	0	0	6
Gardner-Webb	2-3	0-0	1-2	1	1	2	1	2	1	0	0	0	13
Florida A&M	2-2	0-0	2-2	2	1	3	1	6	0	1	3	0	12
vs. Gonzaga													
Northeastern													
Quinnipiac													
Maine													
at Central Florida													
at Seton Hall													
at Notre Dame													
St. John's													
at Georgetown													
Providence													
Marquette													
at Cincinnati													
at Indiana													
Louisville													
Pittsburgh													
at Syracuse													
Georgia Tech													
Notre Dame													
at South Florida													
DePaul													
at Villanova													
at Rutgers													
West Virginia													
at Providence													
Cincinnati													
<b>2006-2007</b>													
Quinnipiac	0-1	0-0	0-0	0	0	0	1	0	0	0	0	0	3
Central Arkansas	0-1	0-0	0-0	1	1	2	0	0	0	0	0	0	6
Fairfield	0-0	0-0	0-0	0	0	0	1	0	0	0	0	1	2
Mississippi	0-0	0-0	1-2	0	0	0	0	0	0	0	0	0	6
Albany	6-6	0-0	4-5	0	5	5	2	16	0	0	2	0	19
Sacred Heart	2-3	0-0	0-0	1	2	3	2	4	0	1	2	0	9
Texas Southern	1-1	0-0	1-6	0	5	5	4	3	0	0	0	2	14
Northeastern	1-2	0-0	0-0	1	0	1	1	2	0	1	1	0	7
St. Mary's (CA)	3-4	0-0	1-2	1	0	1	1	7	0	0	2	0	13
Pepperdine	1-2	0-0	0-0	1	0	1	0	2	0	0	0	0	2
Coppin State													
at West Virginia	0-0	0-0	0-0	0	0	0	0	0	0	0	1	0	1
South Florida	0-0	0-0	0-0	0	0	0	0	0	0	0	0	0	1
at Louisiana State													
Marquette	0-1	0-0	0-0	0	1	1	0	0	0	1	0	0	2
at St. John's													
at Pittsburgh													
Indiana													
at Louisville													
Providence													
at DePaul													
Rutgers	1-2	0-0	0-0	3	1	4	1	2	0	2	1	0	7
Syracuse	1-1	0-0	0-1	1	1	2	0	2	0	1	2	0	8
at Georgia Tech	0-2	0-0	0-0	1	1	2	0	0	0	0	0	0	12
Seton Hall	0-0	0-0	1-3	0	4	4	0	1	0	1	0	0	9
at Syracuse	0-1	0-0	1-2	1	1	2	4	1	1	1	0	0	8
at Rutgers	0-1	0-0	0-0	0	0	0	1	0	0	0	0	0	4
Louisville													
Villanova	0-0	0-0	0-1	1	0	1	0	0	0	0	1	0	3
at Georgetown	0-0	0-0	0-0	0	0	0	0	0	0	0	0	0	1
vs. Syracuse	1-2	0-0	1-1	3	4	7	0	3	1	0	1	2	10

### GAVIN EDWARDS CAREER BEST PERFORMANCES

	<u>Career-- All Games</u>	<u>Career-- BIG EAST Regular Season Games</u>
Points	16 Albany (11/26/06)	9 Seton Hall (2/14/07)
FG Made	6 Albany (11/26/06)	1 Two Times
FG Atts.	6 Two Times	2 Rutgers (2/3/07)
3-Pt. FG	--	--
3-Pt. FGA	--	--
FT	4 Albany (11/26/06)	1 Two Times
FT Att.	6 Texas Southern (12/3/06)	3 Seton Hall (2/14/07)
Off. Reb.	3 Three Times	3 Rutgers (2/3/07)
Def. Reb.	5 Two Times	4 Seton Hall (2/14/07)
Total Reb.	7 Two Times	4 Two Times
Assists	1 Three Times	1 Syracuse (2/17/07)
TO	2 Two Times	2 Rutgers (2/3/07)
Blocks	3 Florida A&M (11/26/07)	2 Syracuse (2/5/07)
Steals	2 Three Times	
Minutes	19 Albany (11/26/06)	9 Seton Hall (2/14/07)





# CURTIS KELLY

Sophomore • Forward • 6-9 • 234 • Bronx, N.Y.

**At Connecticut:** Has played in 32 games in two seasons with an average of 3.1 points and 2.6 rebounds.

**As a Sophomore in 2007-08:** Has appeared in all six games this season, starting the game at Madison Square Garden vs. Gardner Webb... Averaging 4.8 points and 3.2 rebounds per contest... Had nine points and two blocks against Buffalo ... Played 23 minutes vs. Morgan State in the season opener, tallying 13 points with a career-best 7-for-7 performance from the free throw line.

**As a Freshman in 2006-07:** Played in 27 games, averaging 9.3 minutes per contest with 2.7 points and 2.5 rebounds... Notched double-figures one time, scoring a career-high 14 vs. Coppin State... Scored seven points on 3-for-3 shooting against Syracuse in the BIG EAST Tournament... Tallied four points and rebounds against Villanova... Went 3-for-3 from the field, scoring nine points in win at Rutgers... Had five rebounds and a blocks against Syracuse... Put up two blocks in win over Seton Hall... Had four points and rebounds against Indiana... Tallied one rebound and a block in win over St. John's... Had eight points and seven boards in season-high 22 minutes against Marquette... Tallied one rebound and a steal vs. Louisiana State... Played six minutes against South Florida, taking one shot... Had six boards in loss to West Virginia... Scored 14 points in 14 minutes off 7-of-7 shooting against Coppin State... Had three rebounds and two points in win against St. Mary's (CA)... Played six minutes vs. Northeastern, tallying one rebound... Grabbed four defensive rebounds and tallied six points and two assists in game against Sacred Heart... Put up two blocks and tallied an assist in win over Mississippi... Tallied six points and rebounds in 11 minutes against Fairfield ... Scored eight points and tallied six rebounds in 18 minutes of action vs. Central Arkansas.

**Before UConn:** As a senior in 2005-06, he was named the *New York Post* and *New York Daily News* Player of the Year... Was selected to the Hall of Fame Game and was the Super 6 Showcase MVP.. He averaged 21 points, 11 rebounds, and four blocks a game for Rice High School, who won the city and state Catholic school championships... He was

## CURTIS KELLY CAREER STATISTICS

OVERALL Year	GP-GS	Min/Avg	Total		3-Point		FT-FTA	Pct	Rebs		PF-FO	Ast	TO	Blk	Stl	Pts/Avg	
			FG-FGA	Pct	FG-FGA	Pct			Off-Def	Tot							Avg
2006-07	27-0	251/9.3	30-54	.556	0-0	.000	14-29	.483	29-39	68	2.5	36-0	5	25	19	4	74/2.7
2007-08	6-1	80/13.3	9-25	.360	0-0	.000	11-18	.611	9-10	19	3.2	3-0	3	7	4	0	29/4.8
TOTAL	33-1	331/10.0	39-79	.494	0-0	.000	25-47	.532	38-49	87	2.6	39-0	8	32	23	4	103/3.1
BIG EAST Year	GP-GS	Min/Avg	Total		3-Point		FT-FTA	Pct	Rebs		PF-FO	Ast	TO	Blk	Stl	Pts/Avg	
			FG-FGA	Pct	FG-FGA	Pct			Off-Def	Tot							Avg
2006-07	14-0	117/8.4	9-27	.333	0-0	.000	9-15	.600	19-17	36	2.6	18-0	1	14	11	2	27/1.9
TOTAL	14-0	117/8.4	9-27	.333	0-0	.000	9-15	.600	19-17	36	2.6	18-0	1	14	11	2	27/1.9

selected to the All-City team... He played in the 2006 Jordan All-American Classic at Madison Square Garden... As a junior in 2004-05, he averaged 18 points, 10 rebounds, and 3.5 blocks per game... He was selected to the All-City Team... He was an All-Star at the 2004 ABCD Camp.

**Personal Information:** Curtis Ezell Kelly... Born April 11, 1988 in Bronx, N.Y.... Son of Curtis Tartt and Tamatha Kelly... Has one brother, Timothy.

### CURTIS KELLY GAME-BY-GAME STATISTICS

2007-2008	FG-A	3FG-A	FT-A	REBS			PF	TP	A	TO	BLK	S	M
				OF	DET	TOT							
Morgan State	3-7	0-0	7-7	4	5	9	0	13	1	0	0	0	23
Buffalo	4-8	0-0	1-2	3	1	4	1	9	1	3	2	0	17
vs. Gardner-Webb (s)	0-6	0-0	1-2	1	2	3	2	1	0	2	1	0	18
vs. Memphis	0-1	0-0	0-2	0	0	0	0	0	0	0	0	0	9
Gardner-Webb	0-0	0-0	1-2	0	1	1	1	1	0	0	1	0	5
Florida A&M	2-3	0-0	1-3	1	1	2	0	5	1	2	0	0	8
vs. Gonzaga													
Northeastern													
Quinnipiac													
Maine													
at Central Florida													
at Seton Hall													
at Notre Dame													
St. John's													
at Georgetown													
Providence													
Marquette													
at Cincinnati													
at Indiana													
Louisville													
Pittsburgh													
at Syracuse													
Georgia Tech													
Notre Dame													
at South Florida													
DePaul													
at Villanova													
at Rutgers													
West Virginia													
at Providence													
Cincinnati													

2006-2007	FG-A	3FG-A	FT-A	REBS			PF	TP	A	TO	BLK	S	M
				OF	DET	TOT							
Quinnipiac	0-0	0-0	0-0	0	0	0	0	0	0	2	0	0	6
Central Arkansas	4-6	0-0	0-0	3	3	6	2	8	0	0	0	0	18
Fairfield	2-3	0-0	2-6	3	3	6	0	6	0	2	0	0	11
Mississippi	0-1	0-0	0-0	0	0	0	0	0	1	1	2	0	6
Albany	0-0	0-0	0-0	0	0	0	0	0	0	1	1	0	4
Sacred Heart	2-2	0-0	2-2	0	4	4	3	6	2	1	1	0	13
Texas Southern													
DID NOT PLAY													
Northeastern	0-1	0-0	0-0	0	1	1	1	0	0	0	0	0	6
St. Mary's (CA)	1-1	0-0	0-0	0	3	3	2	2	0	1	1	1	10
Pepperdine													
DID NOT PLAY													
Coppin State	7-7	0-0	0-1	0	5	5	0	14	0	1	2	0	14
at West Virginia	1-4	0-0	1-2	4	2	6	0	3	3	0	1	0	11
South Florida	0-1	0-0	0-0	0	0	0	3	0	0	0	0	0	6
at Louisiana State	0-1	0-0	0-0	0	1	1	1	0	0	0	0	1	10
Marquette	2-7	0-0	4-5	6	1	7	0	8	0	3	1	1	22
at St. John's	0-1	0-0	0-0	0	1	1	1	0	0	0	0	1	0
at Pittsburgh	0-0	0-0	1-2	1	0	1	2	1	0	0	0	0	4
Indiana	2-2	0-0	0-0	2	2	4	4	4	1	1	1	0	13
at Louisville	0-1	0-0	0-0	0	2	2	0	0	0	1	1	0	9
Providence	0-1	0-0	0-0	1	0	1	0	2	0	2	1	0	5
at DePaul	1-1	0-0	0-0	1	1	2	1	2	0	0	0	0	3
Rutgers													
DID NOT PLAY													
Syracuse													
DID NOT PLAY													
at Georgia Tech	0-0	0-0	0-3	1	0	1	0	0	0	1	0	0	8
Seton Hall	0-0	0-0	0-0	0	0	0	0	0	0	1	2	1	3
at Syracuse	0-2	0-0	0-0	1	4	5	2	3	0	2	0	0	9
at Rutgers	3-3	0-0	3-4	1	2	3	3	9	0	0	2	0	11
Louisville	0-0	0-0	0-0	0	2	2	0	0	1	2	2	0	8
Villanova	2-3	0-0	0-2	3	1	4	4	4	0	1	2	0	13
at Georgetown	0-3	0-0	0-0	1	1	2	2	0	0	0	0	1	6
vs. Syracuse	3-3	0-0	1-2	1	0	1	3	7	0	0	0	0	15

### CURTIS KELLY CAREER BEST PERFORMANCES

	Career-- All Games	Career-- BIG EAST Regular Season Games
Points	14 Coppin State (12/27/06)	9 Rutgers (2/21/07)
FG Made	7 Coppin State (12/27/06)	3 Rutgers (2/21/07)
FG Atts.	8 Buffalo (11/8/07)	7 Marquette (1/10/07)
3-Pt. FG	--	--
3-Pt. FGA	--	--
FT	7 Morgan State (11/7/07)	4 Marquette (1/10/07)
FT Att.	7 Morgan State (11/7/07)	5 Marquette (1/10/07)
Off. Reb.	6 Marquette (1/10/07)	6 Marquette (1/10/07)
Def. Reb.	5 Two Times	4 Syracuse (2/17/07)
Total Reb.	9 Morgan State (11/7/07)	7 Marquette (1/10/07)
Assists	2 Sacred Heart (11/29/06)	--
TO	3 Two Times	3 Marquette (1/10/07)
Blocks	2 Six Times	2 Four Times
Steals	1 Three Times	1 Two Times
Minutes	23 Morgan State (11/7/07)	22 Marquette (1/10/07)



# JONATHAN MANDELDOVE

Sophomore • Center • 7-0 • 240 • Stone Mountain, Ga.

**At Connecticut:** Has seen action in 23 games over two seasons.

**As a Sophomore in 2007-08:** Has played in all six games this season.

**As a Freshman in 2006-07:** Played in 17 games, averaging 6.5 minutes per contest with 17 blocks and 0.9 points and rebounds per game... Led team in blocks on three occasions, coming up with a career-high five vs. Coppin State... Had four points of two-of-two shooting vs. Providence... Scored four points and tallied three boards against Pittsburgh... Played a season-high 15 minutes with one rebound, block and steal against South Florida... Posted five blocks and nabbed a rebound in seven minutes against Coppin State... Saw 13 minutes of action against St. Mary's (CA), putting up a team-leading four blocks to go with two points and rebounds... Saw first career minutes vs. Texas Southern, scoring two points and grabbing two rebounds.

**Before UConn:** As a post-graduate in 2005-06 at Hargrave Military Academy, he was an All-County Selection... He was an honorable mention McDonald's All-American... He was an honorable mention All-State performer... Voted Tip-Off team athlete of the month... He helped lead his team to a 28-2 record... As a senior in 2004-05, he averaged 11.2 points, 10.8 rebounds, and five blocks a game at Shiloh High School.

**Personal Information:** Jonathan J. Mandeldove... Born April 25, 1987 in Chicago, Ill. ... Son of Andre and Lisa Mandeldove... Has two brothers, Dionte and Andre, and one sister Marissa.

## JONATHAN MANDELDOVE CAREER STATISTICS

OVERALL Year	GP-GS	Min/Avg	Total		3-Point		FT-FTA	Rebs		PF-FO	Ast	TO	Blk	Stl	Pts/Avg		
			FG-FGA	Pct	FG-FGA	Pct		Pct	Off-Def							Tot	Avg
2006-07	17-0	111/6.5	7-12	.583	0-0	.000	1-2	.500	7-9	16	0.9	25-1	2	8	17	2	15/0.9
2007-08	6-0	22/3.7	0-1	.000	0-0	.000	0-2	.000	0-3	3	0.5	5-0	0	3	4	0	0/0.0
TOTAL	23-0	133/5.8	7-13	.538	0-0	.000	1-4	.250	7-12	19	0.8	30-1	2	11	21	2	15/0.7
BIG EAST Year	GP-GS	Min/Avg	Total		3-Point		FT-FTA	Rebs		PF-FO	Ast	TO	Blk	Stl	Pts/Avg		
			FG-FGA	Pct	FG-FGA	Pct		Pct	Off-Def							Tot	Avg
2006-07	11-0	72/6.5	4-6	.667	0-0	.000	1-2	.500	4-5	9	0.8	13-1	0	7	6	2	9/0.8
TOTAL	11-0	72/6.5	4-6	.667	0-0	.000	1-2	.500	4-5	9	0.8	13-1	0	7	6	2	9/0.8

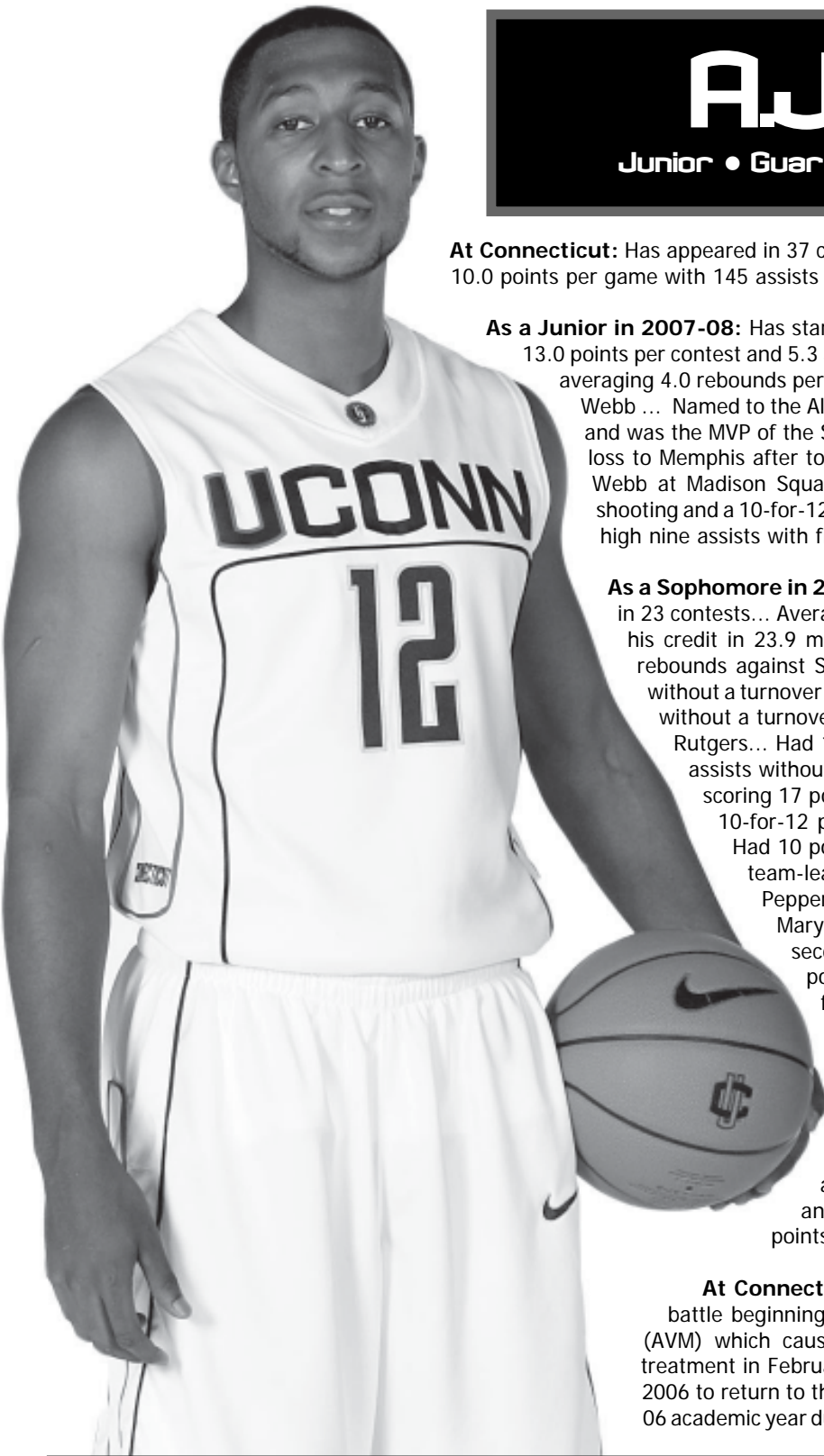
### JONATHAN MANDELDOVE GAME-BY-GAME STATISTICS

	FG-A	3FG-A	FT-A	REBS			PF	TP	A	TO	BLK	S	M
				OF	DE	TOT							
2007-2008													
Morgan State	0-0	0-0	0-0	0	1	1	1	0	0	0	0	0	2
Buffalo	0-1	0-0	0-0	0	0	0	2	0	0	0	1	0	2
vs. Gardner-Webb	0-0	0-0	0-2	0	2	2	0	0	0	1	0	0	2
vs. Memphis	0-0	0-0	0-0	0	0	0	0	0	0	1	0	0	2
Gardner-Webb	0-0	0-0	0-0	0	0	0	1	0	0	0	0	0	4
Florida A&M	0-0	0-0	0-0	0	0	0	1	0	0	1	1	0	6
vs. Gonzaga													
Northeastern													
Quinnipiac													
Maine													
at Central Florida													
at Seton Hall													
at Notre Dame													
St. John's													
at Georgetown													
Providence													
Marguerite													
at Cincinnati													
at Indiana													
Louisville													
Pittsburgh													
at Syracuse													
Georgia Tech													
Notre Dame													
at South Florida													
DePaul													
at Villanova													
at Rutgers													
West Virginia													
at Providence													
Cincinnati													
2006-2007													
Quinnipiac													
Central Arkansas													
Fairfield													
Mississippi													
Albany													
Sacred Heart													
Texas Southern	1-2	0-0	0-0	0	2	2	2	2	0	0	1	0	4
Northeastern	0-0	0-0	0-0	0	0	0	0	0	0	0	0	0	2
St. Mary's (CA)	1-2	0-0	0-0	1	1	2	2	2	0	1	4	0	13
Pepperdine													
Coppin State	0-0	0-0	0-0	0	1	1	3	0	1	0	5	0	7
at West Virginia													
South Florida	0-0	0-0	1-2	0	1	1	5	1	0	2	1	1	15
at Louisiana State	1-2	0-0	0-0	2	0	2	3	2	0	0	0	0	9
Marquette	0-1	0-0	0-0	1	0	1	1	0	0	2	0	1	4
at St. John's													
at Pittsburgh	2-3	0-0	0-0	1	2	3	1	4	0	0	2	0	15
Indiana	0-0	0-0	0-0	0	0	0	2	0	1	0	1	0	4
at Louisville	0-0	0-0	0-0	1	0	1	0	0	0	0	0	0	2
Providence	2-2	0-0	0-0	0	0	0	2	4	0	0	1	0	12
at DePaul	0-0	0-0	0-0	0	0	0	1	0	0	0	0	0	11
Rutgers													
Syracuse													
at Georgia Tech													
Seton Hall	0-0	0-0	0-0	1	0	1	0	0	0	1	0	0	3
at Syracuse													
at Rutgers	0-0	0-0	0-0	0	1	1	1	0	0	1	1	0	2
Louisville	0-0	0-0	0-0	0	0	0	0	0	0	0	0	0	1
Villanova	0-0	0-0	0-0	0	0	0	1	0	0	0	0	0	1
at Georgetown	0-0	0-0	0-0	0	1	1	1	0	0	1	1	0	6
vs. Syracuse													

### JON MANDELDOVE CAREER BEST PERFORMANCES

	Career-- All Games	Career-- BIG EAST Regular Season Games
Points	4 Pittsburgh (1/16/07)	4 Pittsburgh (1/16/07)
FG Made	2 Pittsburgh (1/16/07)	2 Pittsburgh (1/16/07)
FG Atts.	3 Pittsburgh (1/16/07)	3 Pittsburgh (1/16/07)
3-Pt. FG	--	--
3-Pt. FGA	--	--
FT	1 South Florida (1/2/07)	1 South Florida (1/2/07)
FT Att.	2 South Florida (1/2/07)	2 South Florida (1/2/07)
Off. Reb.	2 Louisiana State (1/6/07)	1 Three Times
Def. Reb.	2 Two Times	2 Pittsburgh (1/16/07)
Total Reb.	3 Pittsburgh (1/16/07)	3 Pittsburgh (1/16/07)
Assists	1 Two Times	--
TO	2 Two Times	2 Two Times
Blocks	5 Coppin State (12/27/06)	2 Pittsburgh (1/16/07)
Steals	1 Two Times	1 Two Times
Minutes	15 Two Times	15 Two Times





# A.J. PRICE

Junior • Guard • 6-2 • 181 • Amityville, N.Y.

**At Connecticut:** Has appeared in 37 career games, starting at guard in 29 contests ... Averages 10.0 points per game with 145 assists (3.9/game) and 49 steals.

**As a Junior in 2007-08:** Has started all six games and is second on the team in scoring at 13.0 points per contest and 5.3 assists per game... Shooting 48.1% from the field and also averaging 4.0 rebounds per game ... Had four assists and two steals against Gardner-Webb ... Named to the All-Tournament team of the 2K Sports College Hoops Classic and was the MVP of the Storrs Regional for the tournament... Had 23 points in the loss to Memphis after totaling 18 points and nine assists in the win over Gardner Webb at Madison Square Garden... Tallied a career-high 24 points off 6-of-10 shooting and a 10-for-12 performance from the line against Buffalo ... Had a career-high nine assists with five points and three boards against Morgan State.

**As a Sophomore in 2006-07:** Appeared in all 31 games, starting at point guard in 23 contests... Averaged 9.4 points per game with 113 assists and 37 steals to his credit in 23.9 minutes per game... Had 11 points, seven assists and six rebounds against Syracuse in the BIG EAST Tourney...Tallied seven assists without a turnover against Villanova... Scored 11 points and tallied four assists without a turnover vs. Louisville... Had 10 points in 13 minutes in win over Rutgers... Had 12 points and three boards against Syracuse... Tallied six assists without a turnover against Providence ... Led team at Louisville, scoring 17 points and grabbing six rebounds... Tallied 15 points with a 10-for-12 performance from the charity stripe, against St. John's... Had 10 points and eight boards in win over South Florida... Scored team-leading 17 points in a career-high 33 minutes in win over Pepperdine... Had nine points and eight assists in win over St. Mary's (CA)... Tallied seven assists without a turnover for the second-straight game against Northeastern, while tallying 13 points and four rebounds... Had 20 points, seven assists and four steals against Texas Southern... Scored 11 points and grabbed a career-high five rebounds in win over Sacred Heart... Hit 6-of-7 free throws to help account for 13 points against Albany... Earned spot on Hispanic College Fund Classic All-Tournament team after tallying career-high 23 points against Mississippi... Played career-high 30 minutes with 12 points, four assists and four rebounds against Fairfield... Earned eight assists to go with 12 points and two steals in win over Central Arkansas... Tallied seven points and four assists in first collegiate game against Quinnipiac.

**At Connecticut:** Missed the 2004-05 season after a life-threatening battle beginning Oct. 4, 2004, caused by an Arteriovenous Malformation (AVM) which caused bleeding in his brain... He underwent radiosurgery treatment in February of 2005 and received full medical clearance in May of 2006 to return to the court ... Was suspended by the University for the 2005-06 academic year due to violations of the University Student Code of Conduct...

### A. J. PRICE CAREER STATISTICS

OVERALL Year	GP-GS	Min/Avg	Total		3-Point		FT-FTA		Rebs		PF-FO	Ast	TO	Blk	Stl	Pts/Avg	
			FG-FGA	Pct	FG-FGA	Pct	Pct	Off-Def	Tot	Avg							
2006-07	31-23	742/23.9	99-256	.387	24-88	.273	69-100	.690	34-59	93	3.0	39-0	113	63	2	37	291/9.4
2007-08	6-6	174/29.0	25-52	.481	6-17	.353	22-31	.710	3-21	24	4.0	8-0	32	9	1	12	78/13.0
TOTAL	37-29	916/24.8	124-308	.403	30-105	.286	91-131	.695	37-80	117	3.2	47-0	145	72	3	49	369/10.0
BIG EAST Year	GP-GS	Min/Avg	Total		3-Point		FT-FTA		Rebs		PF-FO	Ast	TO	Blk	Stl	Pts/Avg	
			FG-FGA	Pct	FG-FGA	Pct	Pct	Off-Def	Tot	Avg							
2006-07	16-10	361/22.6	43-123	.350	12-42	.286	25-41	.610	18-33	51	3.2	24-0	41	33	2	18	123/7.7
TOTAL	16-10	361/22.6	43-123	.350	12-42	.286	25-41	.610	18-33	51	3.2	24-0	41	33	2	18	123/7.7

Was not permitted to take classes during the Fall 2005 semester, but returned to classes in the Spring 2006 semester.

**Before UConn:** Among the top prep guards in the country... Two-time *Newsday* Suffolk County Player of the Year... Led Amityville High School to three straight Long Island Championships and state titles in his sophomore and junior seasons... Finished his three-year career with 130 career three-pointers and 1,394 career points... Averaged 28.5 points and eight rebounds as a senior... Averaged 25.4 points, seven rebounds, five assists and three steals as a junior.

**Personal Information:** Anthony Jordan Price... Liberal arts major... Born October 7, 1986 in Orange, N.J.... Son of Tony and Inga Price... Has a sister, Raven... His father Tony was a standout basketball performer at the University of Pennsylvania, helping the team advance to the 1979 Final Four and earning a spot on the 1979 East Regional All-Tournament Team.

### A.J. PRICE GAME-BY-GAME STATISTICS

2007-2008	FG-A	3FG-A	FT-A	REBS			PF	TP	A	TO	BLK	S	M
				OF	DET	TOT							
Morgan State (s)	2-4	0-0	1-2	0	0	0	3	3	9	3	0	0	35
Buffalo (s)	6-10	2-4	10-12	0	0	0	3	5	24	3	0	0	28
vs. Gardner-Webb (s)	6-10	2-3	4-7	0	0	0	1	18	9	0	0	0	31
vs. Memphis (s)	8-14	0-2	7-9	0	0	0	3	3	2	1	0	0	32
Gardner-Webb (s)	2-7	1-3	0-1	0	0	0	0	4	6	0	0	0	24
Florida A&M (s)	1-7	1-5	0-0	1	2	3	0	3	6	1	0	0	24
vs. Gonzaga													
at Northeastern													
Quinnipiac													
Maine													
at Central Florida													
at Seton Hall													
at Notre Dame													
St. John's													
at Georgetown													
Providence													
Marquette													
at Cincinnati													
at Indiana													
Louisville													
Pittsburgh													
at Syracuse													
Georgia Tech													
Notre Dame													
at South Florida													
DePaul													
at Villanova													
at Rutgers													
West Virginia													
at Providence													
Cincinnati													

2006-2007	FG-A	3FG-A	FT-A	REBS			PF	TP	A	TO	BLK	S	M
				OF	DET	TOT							
Quinnipiac (s)	2-11	0-4	3-5	1	1	2	0	7	4	8	0	1	24
Central Arkansas (s)	4-8	1-2	3-4	0	0	0	0	12	8	3	0	0	22
Fairfield (s)	4-10	1-2	3-3	0	0	0	4	12	4	2	0	0	30
Mississippi (s)	9-13	1-2	4-4	0	1	1	2	23	4	4	0	1	27
Albany (s)	3-7	1-2	6-7	2	2	0	0	13	4	4	0	0	29
Sacred Heart (s)	4-7	1-4	2-2	2	2	0	0	11	3	2	0	2	24
Texas Southern (s)	6-8	4-5	4-5	0	0	0	0	0	7	0	0	2	24
Northeastern (s)	3-9	1-3	6-9	0	0	0	0	13	7	0	0	2	27
St. Mary's (CA) (s)	3-9	0-2	3-6	0	0	0	0	1	8	1	0	0	30
Pepperdine (s)	7-14	1-5	3-3	0	0	0	0	17	8	8	0	0	33
Coppin State (s)	4-9	1-4	2-2	0	0	0	0	11	6	8	0	0	27
at West Virginia (s)	2-9	1-2	1-2	0	0	0	0	6	4	3	0	0	32
South Florida (s)	4-9	1-3	1-1	0	0	0	0	10	6	6	0	1	24
at Louisiana State (s)	1-9	0-4	2-2	0	0	0	0	2	6	1	0	0	24
Marquette (s)	1-2	0-1	1-2	0	0	0	0	2	2	2	0	0	22
at St. John's (s)	2-8	1-2	10-12	0	1	1	4	15	7	2	0	0	35
at Pittsburgh (s)	2-6	0-1	0-0	1	1	2	3	3	2	2	0	0	21
Indiana	1-4	0-2	2-2	0	0	0	0	4	0	0	0	0	16
at Louisville	6-17	3-9	2-8	2	2	4	4	17	8	5	0	1	32
Providence (s)	3-12	0-6	2-2	2	2	0	0	8	6	0	0	1	28
at DePaul	4-8	0-2	0-0	0	0	0	0	8	1	0	0	1	15
Rutgers	1-2	1-2	0-0	0	0	0	0	3	0	0	0	0	14
Syracuse	5-13	2-6	0-0	0	0	0	0	12	0	0	0	0	20
at Georgia Tech	1-4	0-2	0-0	0	0	0	0	2	2	2	0	0	13
Seton Hall	1-4	0-1	1-2	0	0	0	0	3	2	4	0	0	25
at Syracuse	2-7	1-2	0-0	0	0	0	0	5	2	4	0	0	17
at Rutgers (s)	4-6	2-2	0-1	2	2	2	2	10	0	0	0	0	13
Louisville (s)	3-7	0-1	5-6	0	1	1	2	2	4	0	0	0	21
Villanova (s)	2-7	0-1	2-5	0	1	1	0	4	4	0	0	2	22
Villanova (s)	1-6	0-1	0-0	0	0	0	0	2	0	0	0	1	22
at Georgetown (s)	1-6	0-1	2-5	0	0	0	0	3	0	0	0	0	22
vs. Syracuse (s)	4-11	0-4	3-5	4	2	6	3	11	7	2	0	1	31

### A.J. PRICE CAREER BEST PERFORMANCES

	Career-- All Games		Career-- BIG EAST Regular Season Games	
	Points	24	Points	24
FG Made	9	Buffalo (11/8/07)	17	Louisville (1/22/07)
FG Atts.	17	Mississippi (11/19/06)	6	Louisville (1/22/07)
3-Pt. FG	4	Louisville (1/22/07)	17	Louisville (1/22/07)
3-Pt. FGA	4	Texas Southern (12/3/06)	3	Louisville (1/22/07)
FT	10	Louisville (1/22/07)	9	Louisville (1/22/07)
FT Att.	12	Two Times	10	St. John's (1/13/07)
Off. Reb.	4	Two Times	12	St. John's (1/13/07)
Def. Reb.	6	Syracuse (3/7/07)	2	Seven Times
Total Reb.	8	Three Times	6	Two Times
Assists	8	Two Times	8	South Florida (1/2/07)
TO	9	Two Times	7	Villanova (2/28/07)
Blocks	7	Pepperdine (12/20/06)	6	Pittsburgh (1/16/07)
Steals	1	Two Times	1	Two Times
Minutes	35	Texas Southern (12/3/06)	2	Six Times
		Morgan State (11/7/07)	33	St. John's (1/13/07)





# STANLEY ROBINSON

Sophomore • Forward • 6-9 • 200 • Birmingham, Ala.

**At Connecticut:** Has played in all 37 career games, starting in 19 at forward ... Averages 5.8 points and 4.7 rebounds per contest.

**As a Sophomore in 2007-08:** Has started all six games, averaging 9.3 points and 6.3 rebounds per game ... Had team-leading 16 points against Florida A&M ... Tallied 10 rebounds and put up two blocks against Gardner-Webb in Hartford ... Had 12 points and six boards in the win over Gardner-Webb at Madison Square Garden... Posted career highs in rebounds (13) and blocks (six) against Buffalo.

**As a Freshman in 2006-07:** Appeared in all 31 games for the Huskies, starting in 13 at forward... Averaged 5.1 points and 4.4 rebounds in 17.2 minutes per contest... Reached double-figures three times, leading the team for the first time against Indiana with 21 points... Had eight points and two assists against Georgia Tech... Tallied a team-leading 13 boards to go with nine points against Providence... Had 21 points and nine boards vs. Hoosiers... Had first career double-double with 13 points and 12 boards in win over St. John's... Had eight points and two rebounds against Louisiana State... Had eight points and nine boards against Pepperdine... Tallied eight points and nine rebounds in win over Texas Southern... Had eight points, five rebounds and two blocks against Sacred Heart... Tallied seven points and four rebounds in win over Mississippi ... Tallied 13 points and picked up six boards in 15 minutes against Central Arkansas.

**Before UConn:** Averaged 8.3 points and 5.3 rebounds as a member of the United States Men's U18 National Team that won the gold medal in the 2006 FIBA Americas U18 Championship for Men from June 28-July 2 in San Antonio ... Member of the 2005 USA Basketball Youth Development Festival Red Team that finished 3-2 and won the bronze medal... As a senior, he helped lead Huffman High School (Ala.) in 2005-06 to a 29-7 record and state Class 6A runner-up finish. He averaged 16.8 points and was named Mr. Basketball in Birmingham... Started all 136 games played, compiling 2,044 points, 944 rebounds, over 500 assists, 250 steals and 300 blocked shots... He shot 60 percent from the field, 32 percent from 3-point range and 82 percent from the line during his prep career...As a junior

## STANLEY ROBINSON CAREER STATISTICS

OVERALL		Total			3-Point		Rebs										
Year	GP-GS	Min/Avg	FG-FGA	Pct	FG-FGA	Pct	FT-FTA	Pct	Off-Def	Tot	Avg	PF-FO	Ast	TO	Blk	Stl	Pts/Avg
2006-07	31-13	534/17.2	52-139	.374	16-42	.381	37-56	.661	45-91	136	4.4	39-0	25	42	17	9	157/5.1
2007-08	6-6	153/25.5	25-62	.403	3-10	.300	3-12	.250	14-24	38	6.3	18-1	6	12	13	5	56/9.3
TOTAL	37-19	687/18.6	77-201	.383	19-52	.365	40-68	.588	59-115	174	4.7	57-1	31	54	30	14	213/5.8
BIG EAST		Total			3-Point		Rebs										
Year	GP-GS	Min/Avg	FG-FGA	Pct	FG-FGA	Pct	FT-FTA	Pct	Off-Def	Tot	Avg	PF-FO	Ast	TO	Blk	Stl	Pts/Avg
2006-07	16-11	294/18.4	20-70	.286	10-30	.333	13-25	.520	19-45	64	4.0	22-0	12	21	5	5	63/3.9
TOTAL	16-11	294/18.4	20-70	.286	10-30	.333	13-25	.520	19-45	64	4.0	22-0	12	21	5	5	63/3.9

in 2004-05, averaged 19.9 ppg., 9.3 rpg., 6.1 apg. and 3.0 bpg... Led team to a 27-7 record and the Alabama Class 6A State Tournament Final Four...As a sophomore in 2003-04, averaged 16.5 ppg., 10.0 rpg., 5.2 apg. and 2.4 bpg. Helped lead team to a 22-10 record and state tournament regionals...Attended Woodlawn High School (Ala.) as a freshman and aided his squad to a 17-17 record and the regional finals... He averaged 13.5 ppg., 8.0 rpg., 3.0 apg. and 3.0 bpg...Named as a junior in 2005-06 *Parade Magazine* second team, EA Sports All-America second team, ASWA Mr. Basketball, ASWA Class 6A Player of the Year, ASWA Super Five, ASWA All-State Class 6A first team...Was a finalist for the 2005 Alabama Mr. Basketball and Alabama Class 6A Player of the Year...Named 2005 All-State first team and All-Metro...Earned MVP honors at the 2005 area and regional tournaments.

**Personal Information:** Stanley Robinson... Born on July 14, 1988, in Birmingham, Ala.... Son of Rosa Robinson, has two sisters, Erika and April.


### STANLEY ROBINSON GAME-BY-GAME STATISTICS

	FG-A	3FG-A	FT-A	REBS			PF	TP	A	TO	BLK	S	M
				OF	DE	TOT							
2007-2008													
Morgan State (s)	0-4	0-2	0-0	2	0	2	2	0	0	5	0	1	13
Buffalo (s)	4-11	0-1	2-4	5	8	13	5	10	0	1	0	2	32
vs. Gardner-Webb (s)	6-13	0-0	0-3	5	6	11	5	12	0	2	0	2	32
vs. Memphis (s)	4-10	1-2	0-0	5	0	5	4	9	2	2	0	3	30
Gardner-Webb (s)	4-10	0-1	1-3	5	7	12	4	9	0	2	0	1	24
Florida A&M (s)	7-14	2-4	0-2	1	4	5	2	16	2	3	2	0	22
vs. Gonzaga													
Northeastern													
Quinnipiac													
Maine													
at Central Florida													
at Seton Hall													
at Notre Dame													
St. John's													
at Georgetown													
Providence													
Marquette													
at Cincinnati													
at Indiana													
Louisville													
Pittsburgh													
at Syracuse													
Georgia Tech													
Notre Dame													
at South Florida													
DePaul													
at Villanova													
at Rutgers													
West Virginia													
at Providence													
Cincinnati													
2006-2007													
Quinnipiac	2-6	0-0	0-0	4	4	8	4	4	1	3	0	0	23
Central Arkansas	3-6	2-2	5-7	2	4	6	2	13	1	1	0	0	15
Fairfield	1-2	0-0	0-0	0	2	2	0	2	1	0	0	0	10
Mississippi	2-3	1-2	2-2	0	4	4	1	0	0	1	0	0	11
Albany	0-0	0-0	0-0	0	1	1	2	0	1	1	0	0	1
Sacred Heart	4-8	0-1	0-1	0	3	3	1	8	1	1	0	0	12
Texas Southern	1-4	0-1	6-6	0	2	2	1	1	1	0	0	0	12
Northeastern	1-1	0-0	0-1	0	3	3	1	2	1	0	0	0	13
St. Mary's (CA)	2-3	0-0	1-2	0	5	5	1	3	2	1	0	0	23
Pepperdine	2-8	0-0	4-4	4	4	8	2	0	2	2	0	0	23
Coppin State	0-1	0-0	0-1	3	4	7	1	0	3	3	0	0	10
at West Virginia	1-2	0-0	1-3	1	0	1	0	0	2	0	0	0	13
South Florida	1-2	0-1	1-2	0	0	0	1	0	0	0	0	0	10
at Louisiana State	4-7	0-1	0-1	2	1	3	2	2	0	0	0	0	11
Marquette	1-7	0-0	0-2	1	1	2	1	3	2	3	0	0	20
at St. John's (s)	5-8	3-4	0-0	1	12	13	2	4	2	0	0	1	27
at Pittsburgh (s)	1-8	1-3	3-4	1	2	3	2	4	1	0	0	1	27
Indiana (s)	7-11	1-1	6-6	2	8	10	4	9	4	1	0	0	30
at Louisville (s)	0-4	0-2	0-0	1	2	3	1	4	0	0	1	0	30
Providence (s)	0-4	2-3	3-4	2	8	10	1	3	0	1	0	1	29
at DePaul (s)	3-6	1-1	0-0	2	5	7	4	0	2	3	0	1	29
Rutgers (s)	0-6	0-2	1-4	1	1	2	1	4	0	1	1	0	19
Syracuse (s)	1-4	1-3	1-3	1	4	5	2	1	1	1	1	0	23
at Georgia Tech (s)	3-8	2-3	0-0	2	0	2	0	0	2	2	0	0	23
Seton Hall	0-1	0-1	0-0	0	0	0	1	0	0	1	0	0	6
at Syracuse (s)	2-5	1-2	1-1	0	3	3	1	2	0	4	0	0	16
at Rutgers (s)	0-3	0-1	0-0	0	1	1	2	0	0	1	0	0	9
Louisville (s)	1-4	0-1	0-0	0	0	0	0	0	1	1	0	0	18
Villanova	1-5	1-4	0-0	0	2	2	0	0	1	1	0	0	18
at Georgetown (s)	1-4	0-2	2-2	0	2	2	0	1	1	1	0	0	18
vs. Syracuse	0-1	0-1	0-0	0	2	2	1	0	0	0	1	0	8

### STANLEY ROBINSON CAREER BEST PERFORMANCES

	Career-- All Games	Career-- BIG EAST Regular Season Games
Points	21 Indiana (1/20/07)	13 St. John's (1/13/07)
FG Made	7 Two Times	5 St. John's (1/13/07)
FG Atts.	14 Florida A&M (11/26/07)	8 Pittsburgh (1/16/07)
3-Pt. FG	3 St. John's (1/13/07)	3 St. John's (1/13/07)
3-Pt. FGA	4 Three Times	4 Three Times
FT	6 Two Times	3 Pittsburgh (1/16/07)
FT Att.	7 Cent'l Arkansas (11/17/06)	4 Three Times
Off. Reb.	5 Buffalo (11/8/07)	2 Two Times
Def. Reb.	11 St. John's (1/13/07)	11 St. John's (1/13/07)
Total Reb.	13 Buffalo (11/8/07)	12 St. John's (1/13/07)
Assists	4 Rutgers (2/3/07)	4 Rutgers (2/3/07)
TO	5 Morgan State (11/7/07)	4 Syracuse (2/17/07)
Blocks	6 Buffalo (11/8/07)	1 Five Times
Steals	2 Two Times	1 Five Times
Minutes	32 Three Times	30 Louisville (1/22/07)





# HASHEEM THABEET

Sophomore • Center • 7-3 • 263 • Dar Es Salaam, Tanzania

**At Connecticut:** Has appeared in 37 career games, starting 36, averaging 6.9 points and rebounds per game and 3.6 blocks (134 total) per game.

**As a Sophomore in 2007-08:** Has started five of six games this season, averaging 10.5 points and 9.8 rebounds... Also averaging 1.7 blocks per game... Posted 12 points and 12 rebounds, as well as nine blocks, in win over Florida A&M ... Earned career highs in points (22) and rebounds (14) against Gardner-Webb in Hartford ... Had 11 points and nine rebounds in the loss to Memphis, hitting on seven-of-seven shots from the free throw line... Had eight points and ten boards in the win over Gardner-Webb in Madison Square Garden.

**As a Freshman in 2006-07:** Named to the BIG EAST All-Rookie Team... Starting center for all 31 games with 6.2 points and 6.4 rebounds, along with 118 blocks in 24.5 minutes per game... Led team in blocks on 23 occasions, putting up two or more in 25 contests ... Had seven points and a career-high eight offensive boards against Villanova... Tallied seven rebounds and five blocks against Louisville... Had eight points, five rebounds and four blocks in win at Rutgers... Notched double-digits for second time in conference play with 11 points at Syracuse... Tallied nine points, seven blocks and six rebounds in win over Seton Hall... Notched seven rebounds and seven blocks against Georgia Tech... Tallied 11 rebounds, eight points and five blocks in overtime win against Rutgers... Posted a near triple-double with 12 points, 10 boards and seven blocks in win over St. John's... Had first career double-double against Coppin State, tallying 11 points and 12 rebounds... Scored a career-high 15 points on 7-of-7 shooting against Pepperdine in just 16 minutes of action... Tallied nine points and six rebounds against St. Mary's (CA)... Had six boards, three blocks and three points in win over Northeastern... Put up a school record-tying 10 blocks in win over Texas Southern to go with seven points and four rebounds... Had eight points and six rebounds against Sacred Heart... Had 12 points and grabbed seven rebounds in win over Albany... Named to Hispanic College Fund Classic all-tournament team after grabbing nine boards and putting up three blocks in finale against Mississippi... Totaled 12 points and nine blocks in 31 minutes against Fairfield... Tallied five points, six rebounds and four blocks vs. Central Arkansas... Posted 11 rebounds and seven blocks to go with five points and an assist against Quinnipiac.

## HASHEEM THABEET CAREER STATISTICS

OVERALL		Total		3-Point		Rebs											
Year	GP-GS	Min/Avg	FG-FGA	Pct	FG-FGA	Pct	FT-FTA	Pct	Off-Def	Tot	Avg	PF-FO	Ast	TO	Blk	Stl	Pts/Avg
2006-07	31-31	758/24.5	67-121	.554	0-0	.000	59-115	.513	74-125	199	6.4	82-1	12	49	118	6	193/6.2
2007-08	6-5	154/25.7	22-38	.579	0-0	.000	19-27	.704	24-35	59	9.8	14-0	3	13	16	3	63/10.5
TOTAL	37-36	912/24.6	89-159	.560	0-0	.000	78-142	.549	98-160	258	7.0	96-1	15	62	134	9	256/6.9
BIG EAST		Total		3-Point		Rebs											
Year	GP-GS	Min/Avg	FG-FGA	Pct	FG-FGA	Pct	FT-FTA	Pct	Off-Def	Tot	Avg	PF-FO	Ast	TO	Blk	Stl	Pts/Avg
2006-07	16-16	398/24.9	31-55	.564	0-0	.000	25-49	.510	40-55	95	5.9	47-0	5	23	60	1	87/5.4
TOTAL	16-16	398/24.9	31-55	.564	0-0	.000	25-49	.510	40-55	95	5.9	47-0	5	23	60	1	87/5.4

**Before UConn:** As a senior in 2005-06 at Cypress Christian School in Houston, Texas, he averaged 16 points, 10 rebounds and four blocks per game... He was a Second Team All-City Selection... Competed in the 2006 Global Games in Dallas from June 19-24, 2006 as a member of the African team, helping the team to a fifth place finish by averaging 7.6 points, 7.2 rebounds and 3.2 blocked shots... Had 14 points, 16 rebounds and four blocks in a win over Puerto Rico on June 22 and had ten points, nine boards and six blocks in a loss to the United States on June 21.

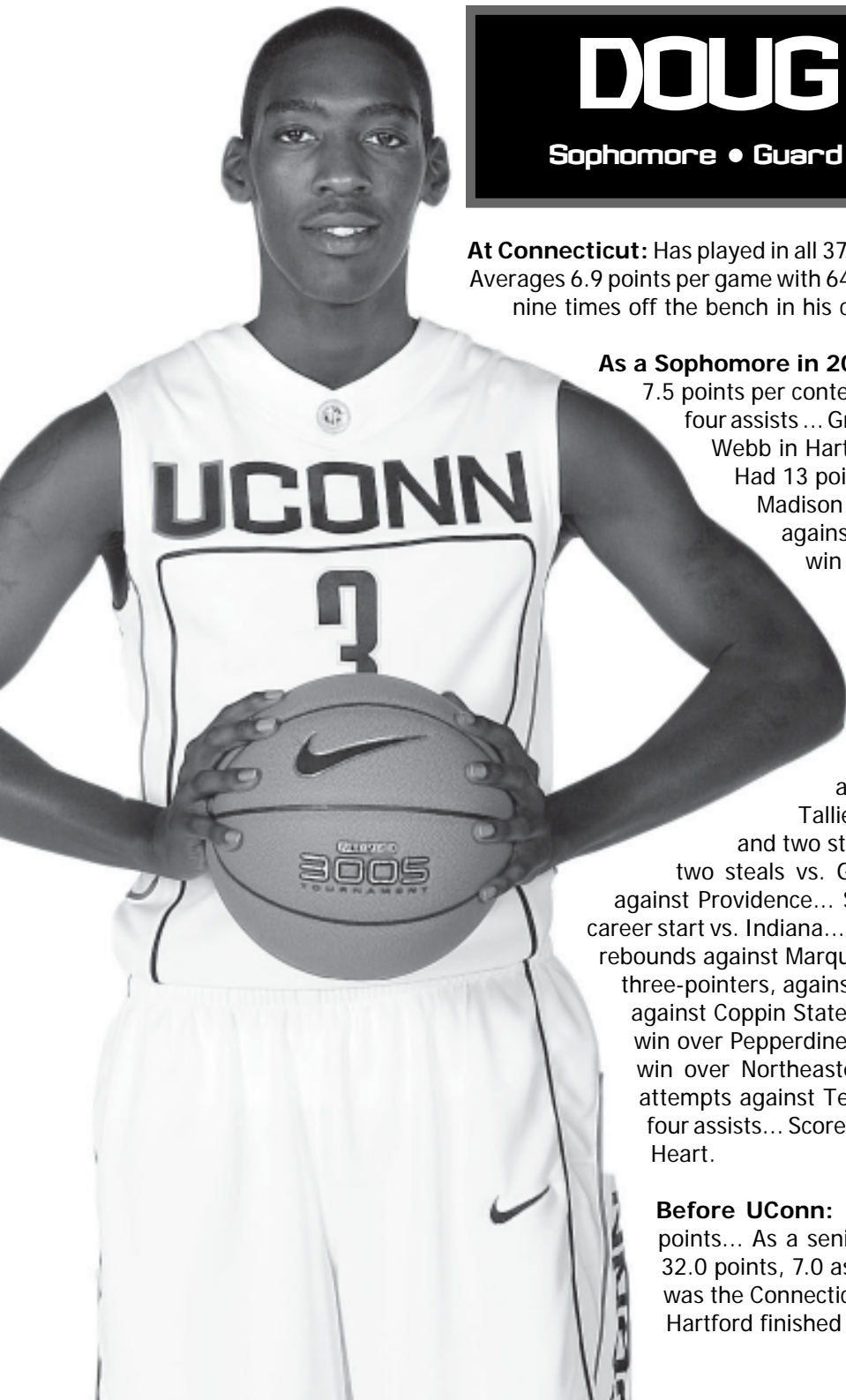
**Personal Information:** Hashim Thabit Manka... His name is pronounced: Ha-Sheem Thaa-BEET... Born February 16, 1987 in Dar Es Salaam, Tanzania... Son of Mr. Thabit Manka (deceased) and Rukia Manka... His mother still resides in Dar Es Salaam... Has one sister, Sham and one brother, Akbar.

## HASHEEM THABEET GAME-BY-GAME STATISTICS

	FG-A	3FG-A	FT-A	REBS			PF	TP	A	TO	BLK	S	M
				OF	DE	TOT							
2007-2008													
Morgan State (s)	1-2	0-0	1-2	2	4	6	2	3	0	2	2	0	14
Buffalo (s)	3-4	0-0	1-3	2	2	4	1	7	0	2	2	0	26
vs. Gardner-Webb	2-3	0-0	4-6	2	5	7	4	8	0	2	3	2	20
vs. Memphis (s)	2-6	0-0	7-7	2	5	7	3	11	0	0	0	0	35
Gardner-Webb (s)	8-15	0-0	6-7	2	6	8	14	22	0	3	0	1	28
Florida A&M (s)	6-8	0-0	0-2	5	7	12	2	12	1	2	9	0	31
vs. Gonzaga													
Northeastern													
Quinnipiac													
Maine													
at Central Florida													
at Seton Hall													
at Notre Dame													
St. John's													
at Georgetown													
Providence													
Marquette													
at Cincinnati													
at Indiana													
Louisville													
Pittsburgh													
at Syracuse													
Georgia Tech													
Notre Dame													
at South Florida													
DePaul													
at Villanova													
at Rutgers													
West Virginia													
at Providence													
Cincinnati													
2006-2007													
Quinnipiac (s)	1-6	0-0	3-7	2	9	11	2	5	1	3	7	0	34
Central Arkansas (s)	2-4	0-0	1-5	2	4	6	1	5	1	1	4	0	24
Fairfield (s)	4-5	0-0	4-7	3	4	7	2	12	0	1	9	2	31
Mississippi (s)	0-2	0-0	0-0	0	9	9	3	3	0	3	3	0	33
Albany (s)	6-7	0-0	0-2	4	4	8	3	12	2	3	3	2	26
Sacred Heart (s)	3-4	0-0	2-2	1	1	2	1	0	0	1	1	1	22
Texas Southern (s)	2-2	0-0	3-6	2	2	4	2	3	0	0	10	0	21
Northeastern (s)	0-2	0-0	3-4	0	0	0	1	3	0	3	3	0	26
St. Mary's (CA) (s)	3-6	0-0	3-5	2	4	6	4	9	0	2	3	0	16
Pepperdine (s)	7-7	0-0	1-2	4	3	7	1	15	2	1	0	0	16
Coppin State (s)	3-8	0-0	5-9	3	6	9	1	11	2	1	4	0	25
at West Virginia (s)	0-3	0-0	4-10	3	4	7	4	4	0	2	2	0	22
South Florida (s)	0-2	0-0	1-2	2	2	4	4	4	1	1	5	0	20
at Louisiana State (s)	2-4	0-0	4-7	2	2	4	4	8	1	4	2	1	22
Marquette (s)	1-1	0-0	1-1	1	2	3	3	3	1	3	4	0	16
at St. John's (s)	6-8	0-0	0-0	3	7	10	4	12	2	3	7	0	36
at Pittsburgh (s)	0-0	0-0	1-2	2	4	6	0	0	1	1	1	0	21
Indiana (s)	2-2	0-0	2-6	2	1	3	3	4	6	0	1	0	23
at Louisville (s)	3-4	0-0	3-4	1	2	3	3	9	0	0	4	0	28
Providence (s)	0-1	0-0	1-2	1	1	2	4	4	1	0	5	0	15
at DePaul (s)	2-3	0-0	0-0	2	2	4	3	3	0	1	1	0	16
Rutgers (s)	4-6	0-0	0-1	6	5	11	3	8	0	1	5	0	30
Syracuse (s)	1-1	0-0	1-5	1	3	4	3	3	0	2	2	0	25
at Georgia Tech (s)	0-0	0-0	2-2	0	0	0	3	2	0	1	7	0	25
Seton Hall (s)	2-2	0-0	2-3	3	6	9	3	0	0	1	7	0	26
at Syracuse (s)	4-8	0-0	3-5	4	4	8	3	11	0	0	4	0	26
at Rutgers (s)	2-3	0-0	4-4	1	1	2	8	8	1	2	4	0	27
Louisville (s)	1-2	0-0	1-3	2	5	7	2	3	0	2	5	1	35
Villanova (s)	2-5	0-0	3-7	2	8	10	1	9	0	1	2	0	27
at Georgetown (s)	3-6	0-0	0-0	1	3	4	2	7	0	2	1	0	28
vs. Syracuse (s)	1-7	0-0	1-2	4	2	6	5	3	0	1	1	0	16

HASHEEM THABEET CAREER BEST PERFORMANCES	Career-- All Games		Career-- BIG EAST Regular Season Games	
	Points	22 Gardner-Webb (11/21/07)	12 St. John's (1/13/07)	
FG Made	8 Gardner-Webb (11/21/07)	6 St. John's (1/13/07)		
FG Atts.	15 Gardner-Webb (11/21/07)	8 St. John's (1/13/07)		
3-Pt. FG	--	--		
3-Pt. FGA	--	--		
FT	7 Memphis (11/16/07)	4 Two Times		
FT Att.	10 West Virginia (12/30/06)	10 West Virginia (12/30/06)		
Off. Reb.	8 Two Times	8 Villanova (2/28/07)		
Def. Reb.	9 Two Times	7 St. John's (1/13/07)		
Total Reb.	14 Gardner-Webb (11/21/07)	10 St. John's (1/13/07)		
Assists	2 Three Times	1 Three Times		
TO	3 Eight Times	3 Two Times		
Blocks	10 Texas Southern (12/3/06)	7 Two Times		
Steals	2 Two Times	1 Louisville (2/25/07)		
Minutes	36 St. John's (1/13/07)	36 St. John's (1/13/07)		





# DOUG WIGGINS

Sophomore • Guard • 6-1 • 165 • E. Hartford, Conn.

**At Connecticut:** Has played in all 37 games over two seasons with two starts at guard... Averages 6.9 points per game with 64 assists and 42 steals... Has reached double-figures nine times off the bench in his career.

**As a Sophomore in 2007-08:** Has appeared in all six games, averaging 7.5 points per contest ... Tallied nine points, five defensive boards and four assists ... Grabbed a career-high five rebounds against Gardner-Webb in Hartford, while also tying a high in assists with five ... Had 13 points off the bench in the win over Gardner-Webb at Madison Square Garden... Had seven points and two assists against Buffalo ... Tallied eight points and three steals in win over Morgan State in the season opener.

**As a Freshman in 2006-07:** Played in all 31 games, making two starts at point guard against Indiana and at Louisville... Averaged 6.8 points and 2.1 rebounds in 17.6 minutes per game...

Led team in steals eight times and assists on four occasions this season... Scored six points against Syracuse in the BIG EAST Tournament... Tallied seven points at Georgetown... Tallied 10 points and two steals in win over Seton Hall ... Had eight points and two steals vs. Georgia Tech... Tallied 10 points and two assists against Providence... Scored eight points and dished five assists in first career start vs. Indiana... Had a team-leading 19 points, four steals and three rebounds against Marquette... Scored a career-high 20 points, hitting four three-pointers, against West Virginia... Had eight points and four boards against Coppin State... Scored 16 points and grabbed four rebounds in win over Pepperdine... Had 14 points, two rebounds and two assists in win over Northeastern... Hit all five field goals and four free throw attempts against Texas Southern to end the night with 17 points and four assists... Scored 12 points and tallied five assists in win over Sacred Heart.

**Before UConn:** Finished his four-year varsity career with 1,763 points... As a senior at East Hartford H.S. in 2005-06, he averaged 32.0 points, 7.0 assists, 5.0 rebounds, and 4.0 steals per game... He was the Connecticut Gatorade High School Player of the year as East Hartford finished the season 19-3 and won the CCC North title... He

## DOUG WIGGINS CAREER STATISTICS

OVERALL		Total			3-Point		Rebs										
Year	GP-GS	Min/Avg	FG-FGA	Pct	FG-FGA	Pct	FT-FTA	Pct	Off-Def	Tot	Avg	PF-FO	Ast	TO	Blk	Stl	Pts/Avg
2006-07	31-2	547/17.6	71-183	.388	28-85	.329	42-57	.737	21-44	65	2.1	57-0	50	45	2	33	212/6.8
2007-08	6-0	117/19.5	15-33	.455	6-17	.353	9-10	.900	3-13	16	2.7	9-0	14	5	0	9	45/7.5
TOTAL	37-2	664/17.9	86-216	.398	34-102	.333	51-67	.761	24-57	81	2.2	66-0	64	50	2	42	257/6.9
BIG EAST		Total			3-Point		Rebs										
Year	GP-GS	Min/Avg	FG-FGA	Pct	FG-FGA	Pct	FT-FTA	Pct	Off-Def	Tot	Avg	PF-FO	Ast	TO	Blk	Stl	Pts/Avg
2006-07	16-1	294/18.4	33-103	.320	13-51	.255	25-34	.735	12-23	35	2.2	31-0	20	21	0	16	104/6.5
TOTAL	16-1	294/18.4	33-103	.320	13-51	.255	25-34	.735	12-23	35	2.2	31-0	20	21	0	16	104/6.5

was selected to the 2006 *Hartford Courant* and *New Haven Register* All-State First teams... He was an All-Conference Selection and served as captain of his team... He led the state of Connecticut in scoring... As a junior in 2004-05, he averaged 26 points per game... He was selected to the 2005 *Hartford Courant* All-State first team... He was an All-Conference selection as well... Served as captain of the team and led the state of Connecticut in scoring.

**Personal Information:** Doug Edwards Wiggins... Born January 26, 1988 in Hartford, Conn.... Son of Doug Wiggins Sr. and Charmaine McQuillar... Has four brothers, Devonte, Tijae, Doug, and Derrell, and two sisters Celeste and Shirrell.


### DOUG WIGGINS GAME-BY-GAME STATISTICS

	FG-A	3FG-A	FT-A	REBS			PF	TP	A	TO	BLK	S	M
				OF	DE	TOT							
2007-2008													
Morgan State	2-6	1-5	3-4	1	1	2	1	8	1	0	0	3	22
Buffalo	2-3	1-1	2-2	1	1	2	0	7	2	0	0	0	17
vs. Gardner-Webb	2-7	3-5	2-2	0	1	1	0	13	0	0	2	1	19
vs. Memphis	1-3	0-1	0-0	0	1	1	2	6	0	1	0	0	12
Gardner-Webb	2-5	0-1	2-2	1	4	5	2	5	5	2	0	2	24
Florida A&M	4-9	1-4	0-0	0	5	5	4	9	4	1	0	1	23
vs. Gonzaga													
Northeastern													
Quinnipiac													
Maine													
at Central Florida													
at Seton Hall													
at Notre Dame													
St. John's													
at Georgetown													
Providence													
Marquette													
at Cincinnati													
at Indiana													
Louisville													
Pittsburgh													
at Syracuse													
Georgia Tech													
Notre Dame													
at South Florida													
DePaul													
at Villanova													
at Rutgers													
West Virginia													
at Providence													
Cincinnati													
2006-2007													
Quinnipiac	0-3	0-2	0-2	1	1	2	1	4	1	2	2	0	16
Central Arkansas	1-3	0-1	2-3	1	0	1	4	5	0	0	0	0	10
Fairfield	2-3	1-2	0-0	0	0	0	0	5	0	0	1	0	16
Mississippi	0-1	0-1	0-0	0	1	1	1	2	0	1	0	0	5
Albany	1-3	0-1	0-0	0	1	1	2	2	0	1	0	6	20
Sacred Heart	6-10	0-3	0-1	1	1	2	1	12	5	4	1	1	26
Texas Southern	5-5	3-3	4-4	0	2	2	2	17	4	3	0	2	19
Northeastern	5-9	2-4	2-2	2	0	2	2	14	8	0	0	0	17
St. Mary's (CA)	3-5	0-1	2-2	0	3	3	3	8	2	2	0	2	16
Pepperdine	5-8	2-3	4-4	1	3	4	3	16	8	1	1	0	29
Coppin State	2-5	2-4	2-2	1	3	4	3	2	2	2	0	0	18
at West Virginia	7-14	4-9	2-2	1	1	2	4	20	8	2	1	1	29
South Florida	4-9	1-3	0-0	2	1	3	1	9	1	0	2	1	22
at Louisiana State	0-2	0-1	0-0	2	0	2	1	1	0	2	1	1	12
Marquette	4-13	3-6	8-9	0	3	3	2	19	2	2	4	1	30
at St. John's	1-4	0-2	1-3	0	0	0	1	1	1	2	0	1	13
at Pittsburgh	3-6	0-3	0-1	1	1	2	1	1	0	2	2	1	17
Indiana (s)	3-10	1-1	1-2	1	1	2	3	8	5	2	4	0	27
at Louisville (s)	2-9	0-5	2-5	0	1	1	2	7	2	2	1	1	21
Providence	3-7	2-3	2-2	0	0	0	1	10	3	0	1	1	17
at DePaul	0-4	0-2	2-2	0	2	2	2	2	0	1	1	0	14
Rutgers	0-3	0-2	2-2	0	2	2	2	2	0	1	1	0	19
Syracuse	0-2	0-1	0-0	2	2	4	4	0	1	0	0	0	11
at Georgia Tech	3-8	2-3	0-1	0	0	0	1	8	0	2	2	0	10
Seton Hall	3-10	1-5	3-4	0	0	0	4	10	3	2	2	1	27
at Syracuse	2-7	0-3	0-0	0	0	0	2	4	1	2	0	0	11
at Rutgers	1-5	0-1	0-0	2	1	3	2	4	1	2	2	0	22
Louisville	1-4	1-2	1-2	1	0	1	0	2	2	2	0	0	17
Villanova	0-1	0-1	0-0	0	2	2	0	0	0	2	2	0	8
at Georgetown	2-5	1-3	2-2	0	1	1	0	7	1	1	1	1	16
vs. Syracuse	2-5	2-4	0-0	0	0	0	0	6	2	2	0	1	12

### DOUG WIGGINS CAREER BEST PERFORMANCES

	Career-- All Games	Career-- BIG EAST Regular Season Games
Points	20 West Virginia (12/30/06)	20 West Virginia (12/30/06)
FG Made	7 West Virginia (12/30/06)	7 West Virginia (12/30/06)
FG Atts.	14 West Virginia (12/30/06)	14 West Virginia (12/30/06)
3-Pt. FG	4 West Virginia (12/30/06)	4 West Virginia (12/30/06)
3-Pt. FGA	9 West Virginia (12/30/06)	9 West Virginia (12/30/06)
FT	8 Marquette (1/10/07)	8 Marquette (1/10/07)
FT Att.	9 Marquette (1/10/07)	9 Marquette (1/10/07)
Off. Reb.	2 Three Times	2 Three Times
Def. Reb.	5 Florida A&M (11/26/07)	4 Seton Hall (2/14/07)
Total Reb.	5 Two Times	4 Two Times
Assists	5 Three Times	2 Two Times
TO	4 Louisville (1/22/07)	4 Louisville (1/22/07)
Blocks	1 Two Times	--
Steals	6 Albany (11/26/06)	4 Marquette (1/10/07)
Minutes	30 Marquette (1/10/07)	30 Marquette (1/10/07)





# DONNELL BEVERLY

Freshman • Guard • 6-4 • 190 • Hawthorne, Calif.

**As a Freshman in 2007-08:** Has appeared in four games ... Had three points and two boards vs. Florida A&M ... Tallied first career points on a three-pointer against Gardner-Webb in Hartford.

**Before UConn:** As a senior, averaged 19.0 points, 8.0 rebounds, and 7.0 assists per game...He captained his senior squad at Leuzinger High School (Lawndale, Calif.) earning team MVP honors...Most Outstanding Player of the Bay League in California...Named to the All-California Interscholastic Federation-SS Division 1-A Team.

**Personal Information:** Donnell Roosevelt Beverly, Jr...Born on September 7, 1989 in Hawthorne, Ca. ...Son of Donnell Beverly, Sr. and Leisa Toliver... Has one sister, Latesha.

## DONNELL BEVERLY CAREER BEST PERFORMANCES

	<u>Career-- All Games</u>	<u>Career-- BIG EAST Regular Season Games</u>
Points	3 Gardner-Webb (11/21/07)	-
FG Made	1 Gardner-Webb (11/21/07)	-
FG Atts.	1 Gardner-Webb (11/21/07)	-
3-Pt. FG	1 Gardner-Webb (11/21/07)	-
3-Pt. FGA	1 Gardner-Webb (11/21/07)	-
FT	-	-
FT Att.	-	-
Off. Reb.	1 Florida A&M (11/26/07)	-
Def. Reb.	1 Two Times	-
Total Reb.	2 Florida A&M (11/26/07)	-
Assists	2 Florida A&M (11/26/07)	-
TO	2 Gardner-Webb (11/21/07)	-
Blocks	-	-
Steals	-	-
Minutes	6 Florida A&M (11/26/07)	-

## DONNELL BEVERLY GAME-BY-GAME STATISTICS

2007-2008	FG-A	3FG-A	FT-A	REBS OF DE TOT	PF	TP	A	TO	BLK	S	M
Morgan State				DID NOT PLAY							
Buffalo	0-0	0-0	0-0	0 1 1	0 0	0 0	0 1	0 0	0 0	3	
vs. Gardner-Webb	0-0	0-0	0-0	0 0 0	0 0	0 0	0 0	0 0	0 0	1	
vs. Memphis				DID NOT PLAY							
Gardner-Webb	1-1	1-1	0-0	0 0 0	0 3	1 2	0 0	0 0	3		
Florida A&M	0-0	0-0	0-	0 1 1	2 1	0 2	1 0	0 0	0 0		
6											
vs. Gonzaga											
Northeastern											
Quinnipiac											
Maine											
at Central Florida											
at Seton Hall											
at Notre Dame											
St. John's											
at Georgetown											
Providence											
Marquette											
at Cincinnati											
at Indiana											
Louisville											
Pittsburgh											
at Syracuse											
Georgia Tech											
Notre Dame											
at South Florida											
DePaul											
at Villanova											
at Rutgers											
West Virginia											
at Providence											
Cincinnati											

## DONNELL BEVERLY CAREER STATISTICS

OVERALL	GP-GS	Min/Avg	Total	3-Point	FT-FTA	Rebs	Tot	Avg	PF-FO	Ast	TO	Blk	Stl	Pts/Avg
Year			FG-FGA	Pct	FG-FGA	Pct			Off-Def					
2007-08	4-0	13/3.3	1-1	1.000	1-1	1.000	0-0	.000	1-2	3	0.8	1-0	3	4 0 0
TOTAL	4-0	13/3.3	1-1	1.000	1-1	1.000	0-0	.000	1-2	3	0.8	1-0	3	4 0 0