

# CONNECTICUT FOOTBALL



**23** JORDAN  
TODMAN  
2010 BIG EAST CONFERENCE  
OFFENSIVE PLAYER OF THE YEAR  
UNANIMOUS SELECTION

VS.

**OU** OKLAHOMA  
SOONERS

HEAD COACH  
RANDY EDSALL  
2010 BIG EAST CONFERENCE  
COACH OF THE YEAR

2011 FIESTA BOWL MEDIA GUIDE - 1.1.11 - GLENDALE, AZ.

# A BOWL TRADITION:

TOSTITOS FIESTA BOWL - JAN. 1, 2011 - GLENDALE, ARIZONA



PAPAJOHNS.COM BOWL - JAN. 2, 2010 - BIRMINGHAM, ALABAMA



INTERNATIONAL BOWL - JAN. 3, 2009 - TORONTO, ONTARIO



MEINEKE CAR CARE BOWL - DEC. 29, 2007 - CHARLOTTE, NORTH CAROLINA



MOTOR CITY BOWL - DEC. 27, 2004 - DETROIT, MICHIGAN



## MEDIA INFORMATION

**UConn Athletic Communications:** Associate AD For Communications Mike Enright and Athletic Communications Assistant Renee Adam will accompany the Huskies to the greater Phoenix area for the 2011 Tostitos Fiesta Bowl.

**Tostitos Fiesta Bowl Media Relations:** Tony Alba is the Director of Media Relations for the Tostitos Fiesta Bowl and can be reached at (480) 350-0909 or at talba@fiestabowl.com. He is assisted by Director of Public Relations Andy Bagnato (abagnato@fiestabowl.com) and Media Relations Coordinator Kristen Pflipsen (kpflipsen@fiestabowl.org).

**Press Conference:** For a complete schedule of Tostitos Fiesta Bowl Press Conference, please see page 15.

**Travel Information:** The Huskies will travel from Connecticut on Sunday, December 26 via charter flight and various flights from players' hometowns. The team will return to Connecticut on Sunday, January 2 via charter flight and various flights to the players' hometowns. UConn will be staying at the Fairmont Scottsdale, 7575 East Fairmont Drive, Scottsdale, Ariz., 85255, (480) 585-4848.

**Practice Site:** UConn will practice at Pinnacle High School, 3535 East Mayo Blvd., Phoenix, Ariz., 85050. UConn will practice there Mon., December 27, Tues., December 28, Wed., December 29 and Thur., December 30. UConn will practice at University of Phoenix Stadium on Fri., December 31. UConn's practices will be closed, however the practices on Tuesday, Dec. 28 and Thursday, Dec. 30 will be open for pre-practice and the following 15 minutes per BCS guidelines.

**Media Hotel:** The official media hotel is the JW Marriott Camelback Inn Resort, 5402 East Lincoln Drive, Scottsdale, Ariz., (480) 948-1700.

**Credential Requests:** The deadline for requesting media credentials for the 2011 Tostitos Fiesta Bowl is Friday, December 17. For information on how to apply, contact Tony Alba at (480) 350-0909. All media requiring credentials must get their photo taken at the Media Registration Room (Peace Pipe Room) at the Camelback Inn from 8:00 a.m. to 6 p.m. on Thursday December 23, or from Sunday, December 26 to Friday, December 31. Credential hours will be 8:00 a.m. to 2:00 p.m. on Friday, December 24, and 10:00 a.m. to 2:00 p.m. on Saturday, December 25. Media who are unable to get their photo taken during the week can do so on game day beginning between 8:00 a.m. and 12:00 p.m. at the Media Registration Room or from 12:00 p.m. to 6:00 p.m. at the Auxiliary Ticket Office located at the media entrance, just south of Gate 1.



Junior kicker Dave Teggart celebrates the game-winning 52-yard field goal he kicked against USF to send the Huskies to the Tostitos Fiesta Bowl.

## TABLE OF CONTENTS

Table of Contents .....	1
Media Information .....	1
UConn FBS Timeline.....	2
UConn Depth Chart/Starters .....	3
UConn Rosters .....	4-5
Pronunciation Guide .....	5
Oklahoma Information .....	6
Tostitos Fiesta Bowl Information .....	6
UConn Games Notes .....	7-15
Press Conference Schedule .....	15
The Last Time .....	16-17
Individual Highs .....	18-19
2010 Game Summaries .....	20-31
2010 Season Statistics .....	32-39
Head Coach Randy Edsall .....	40-41
Assistant Coaches .....	42-43
Student-Athlete Profiles .....	44-54
UConn Postseason and Bowl History .....	56-60
The University of Connecticut .....	61-63
2010-11 College Bowl Schedule .....	64

## UConn Athletic Communications

**Assoc. AD, Ath. Comm.:** Mike Enright  
 2095 Hillside Road U-1173  
 Storrs, CT 06269-1173  
 (860) 486-3531 • (860) 486-5085 FAX  
 UConnHuskies.com, UConnBowl.com  
**Enright Email:** mike.enright@uconn.edu  
**Enright Cell:** (860) 208-4756  
**Athletic Communications Assistant:** Renee Adam  
**Adam Email:** renee.adam@uconn.edu  
**Adam Cell:** (419) 631-1113

The 2011 UConn Tostitos Fiesta Bowl Media Guide is a publication of the UConn Athletics Communications Office. Interior design by Maggie Oren, MB Design. Covers design by Phil Dwire, Athletic Marketing Assistant. Editorial assistance by Luanne Dunstan, Renee Adam and Sean Soltys. Photography by Steve Slade and Bob Stowell. Printed by Thames Printing, Norwich, Conn.



The University of Connecticut was founded in 1881 and began to play intercollegiate football in 1896. UConn was a charter member of the Yankee Conference, which began play in 1947, and later became the Atlantic 10 Conference in 1997.

The Huskies played their final season as a member of Division I-AA in 1999 and played Division I-A "transitional" seasons in 2000 and 2001. UConn's first official year in Division I-A was 2002 - meaning that the team had the NCAA-maximum 85 scholarships, UConn was included in the NCAA Division I-A statistics and was eligible to earn a spot in bowl games.

The following is a timeline of UConn's transition from a Division I-AA program to its status as a member of a Bowl Championship Series conference. UConn was the first school to ever do that.

**August, 1991:** UConn Director of Athletics Lew Perkins recommends that the school seriously consider playing football at the NCAA Division I-A level.

**March, 1994:** As the BIG EAST Conference adds Rutgers and West Virginia as all-sports members, the conference gives UConn the opportunity to play football as a member of the BIG EAST. UConn is given until 1998 to make a decision and would have to meet all Division I-A criteria by 2002.

**October, 1994:** A subcommittee of the University of Connecticut Board of Trustees, through a 35-page report, recommends that the school upgrade its football program to Division I-A status.

**November, 1994:** The University of Connecticut Board of Trustees votes unanimously, 16-0, in favor of upgrading football to the Division I-A level.

**December 31, 1997:** The formal invitation to join the BIG EAST Conference as a football member for UConn expires.

**December 21, 1998:** Current UConn head coach Randy Edsall is hired. Edsall will go on to lead UConn to .500 or better record in each of the program's first three Division I-A campaigns.

**April 13, 1999:** The NCAA Management Council grants UConn's request for a waiver of its stadium and attendance requirements for membership in Division I-A. At this time, UConn is planning on playing in a professional football stadium that is to be built in downtown Hartford.

**April 30, 1999:** Plans for the professional football stadium in downtown Hartford are cancelled.

**May 2, 2000:** The State of Connecticut General Assembly passes a bill, which includes funding for the building of Rentschler Field on the site of Pratt and Whitney Airfield in East Hartford.



When the ribbon was cut at Rentschler Field on July 29, 2003, few in attendance would have anticipated that the Huskies would go 29-10 over their first six years there with 25 sellouts.

**October 20, 2000:** The ceremonial groundbreaking for Rentschler Field is held.

**August 31, 2002:** UConn begins play with the full compliment of 85 scholarships with its season opener at Boston College.

**August 30, 2003:** UConn plays its first game in Rentschler Field - a 37-20 win against Indiana.

**September 17, 2004:** UConn plays its first BIG EAST Conference game - a contest at Boston College.

**December 27, 2004:** UConn makes its debut bowl appearance, defeating MAC Champion Toledo, 39-10, in the Motor City Bowl.

**October 27, 2007:** UConn beats No. 11 South Florida, 22-15, at a sold out Rentschler Field for its first win over a ranked team.

**October 28, 2007:** UConn earns its first national ranking when it debuts at No. 16 in the AP Poll and No. 20 in the Coaches' Poll.

**November 27, 2007:** The Huskies accept their second bowl bid as they are invited to play in the Meineke Car Care Bowl.

**December 1, 2007:** In just its fourth year in the league, UConn gains a share of its first BIG EAST Championship as it splits the crown with West Virginia after both teams finish 5-2 in the league.

**December 10, 2008:** Running back Donald Brown is named the BIG EAST Offensive Player of the Year - the first major BIG EAST award winner from UConn. The next day he is named Second Team All-America by the Walter Camp Football Foundation - the first Husky to earn All-America honors in the Football Bowl Subdivision era. Brown is later named a First Team All-American by the *Sporting News*.

**January 3, 2009:** UConn defeats Buffalo 39-20 in the International Bowl in Toronto. The game was the Huskies' second-ever bowl appearance.

**April 25, 2009:** History is made as four UConn players are selected in the first two rounds of the NFL Draft. Donald Brown is chosen by the Indianapolis Colts to make him UConn's first-ever First Round draft choice.

**December 6, 2009:** UConn accepts an invitation to play in the Papajohns.com Bowl against South Carolina. The game will mark its third-straight bowl appearance and fourth in the past six years. The Huskies finished the regular season with three-straight wins, including a historic double overtime win at Notre Dame on Nov. 21.

**December 5, 2010:** UConn is selected for its first-ever appearance in the Bowl Championship Series and will play Oklahoma in the Tostitos Fiesta Bowl. UConn becomes the quickest school to transition from Division I-AA and earn a spot in the BCS. The night before, UConn defeated USF 16-13 to earn the BIG EAST BCS spot and a share of the league championship. The Huskies began league play 0-2 but won their final five league contests to earn the BCS spot.

**December 8, 2010:** Tailback Jordan Todman is named the BIG EAST Offensive Player of the Year - the second major BIG EAST award winner from UConn. The next day he is named Second Team All-American by the Walter Camp Football Foundation - the second Husky to earn All-America honors in the FBS era at UConn.



Memorial Stadium, Storrs, Conn. - Capacity 16,200



## OFFENSE

<b>WR:</b> 80	Michael Smith (Jr., 6-0, 202)
88	Gerrard Sheppard (RSO., 6-2, 209)
<b>WR:</b> 82	Kashif Moore (RJr., 5-9, 180)
31	Nick Williams (So., 5-10, 183)
<b>WR:</b> 83	Isiah Moore (RJr., 6-1, 190)
1	Dwayne Difton (So., 5-11, 173)
<b>LT:</b> 71	Mike Ryan (RJr., 6-5, 333)
72	Jimmy Bennett (RSO., 6-8, 290)
<b>LG:</b> 66	Mathieu Olivier (RSr., 6-6, 294)
50	Tyler Bullock (RFR., 6-4, 301)
<b>C:</b> 57	Moe Petrus (RJr., 6-2, 292)
70	Gary Bardzak (RJr., 6-3, 292)
<b>RG:</b> 78	Zach Hurd (RSr., 6-7, 325)
69	Steve Greene (RFR., 6-4, 309)
<b>RT:</b> 63	Adam Masters (RSO., 6-4, 283)
77	Kevin Friend (RFR., 6-5, 289)
<b>TE:</b> 94	Ryan Griffin (RSO., 6-6, 243)
89	John Delahunt (RSO., 6-3, 244)
<b>QB:</b> 10	Zach Frazer (RSr., 6-4, 231)
4	Mike Box (RFR., 6-3, 209)
<b>TB:</b> 23	Jordan Todman (Jr., 5-9, 193)
44	Robbie Frey (RJr., 6-0, 203)
<b>FB:</b> 49	Anthony Sherman (Sr., 5-11, 240)
39	Bret Manning (Sr., 5-11, 260)

## DEFENSE

<b>DE:</b> 48	Trevarde Williams (So., 6-1, 225)
96	A.J. Portee (RSO., 6-4, 237)
<b>DT:</b> 99	Kendall Reyes (RJr., 6-4, 298)
59	Shamar Stephen (RFR., 6-5, 300)
<b>DT:</b> 4	Twyon Martin (RJr., 6-2, 292)
54	Alex Polito (RSr., 6-6, 280)
<b>DE:</b> 91	Jesse Joseph (So., 6-3, 255)
98	Ted Jennings (RSO., 6-5, 247)
<b>SLB:*</b> 32	Scott Lutrus (RSr., 6-3, 245)
28	Jory Johnson (RSO., 6-1, 227)
<b>MLB:</b> 8	Lawrence Wilson (RSr., 6-1, 226)
95	Greg Lloyd (Sr., 6-2, 259)
<b>WLB:</b> 46	Sio Moore (RSO., 6-1, 230)
55	Jerome Williams (RSO., 5-11, 233)
<b>CB:</b> 5	Bliidi Wreh-Wilson (RSO., 6-0, 191)
29	Taylor Mack (Fr., 5-9, 170)
<b>S:</b> 15	Jerome Junior (RSO., 6-1, 215)
19	Kijuan Dabney (Jr., 6-1, 192)
<b>S:</b> 25	Harris Agbor (RJr., 5-11, 183) OR
7	Mike Lang (So., 5-11, 181)
<b>CB:</b> 24	Dwayne Gratz (RSO., 6-0, 187)
21	Gary Wilburn (RJr., 5-11, 195)

\* Commonly referred to as the "Husky" linebacker

## SPECIAL TEAMS

<b>P:</b> 86	Cole Wagner (RFR., 6-2, 198)	<b>H:</b> 13	Chad Christen (RFR., 6-1, 203)
13	Chad Christen (RFR., 6-1, 203)	4	Michael Box (RFR., 6-3, 209)
<b>K:</b> 38	Dave Teggart (RJr., 6-0, 207)	<b>KR:</b> 31	Nick Williams (So., 5-10, 183)
13	Chad Christen (RFR., 6-1, 203)	44	Robbie Frey (RJr., 6-0, 203)
<b>LS:</b> 93	Derek Chard (Sr., 6-3, 237)	<b>PR:</b> 31	Nick Williams (So., 5-10, 183)
67	Adam Mueller (Fr., 6-1, 208)	29	Taylor Mack (Fr., 5-9, 170)

### 2010 GAME-BY-GAME STARTERS

## DEFENSE

Game	WR	WR	LT	LG	C	RG	RT	TE	QB	FB	TB
at Michigan	Smith	K. Moore	Masters	Olivier	Petrus	Hrud	Ryan	I. Moore (WR)	Frazer	Sherman	Todman
Texas Southern	Smith	Delahunt (TE)	Masters	Olivier	Petrus	Hurd	Ryan	Griffin	Frazer	Sherman	Todman
at Temple	Smith	K. Moore	Masters	Olivier	Petrus	Hurd	Ryan	Griffin	Frazer	Sherman	Todman
Buffalo	Smith	Difton	Masters	Olivier	Petrus	Hurd	Ryan	Griffin	Frazer	Delahunt (TE)	Shoemate
Vanderbilt	Smith	K. Moore	Bennett	Kuraczea	Petrus	Hurd	Ryan	Griffin	Endres	Difton (WR)	Todman
at Rutgers	Smith	K. Moore	Ryan	Kuraczea	Petrus	Hurd	Friend	Difton (WR)	Endres	Sherman	Todman
at Louisville	Smith	K. Moore	Ryan	Olivier	Petrus	Hurd	Masters	Griffin	Box	I. Moore (WR)	Todman
West Virginia	Smith	Delahunt (TE)	Ryan	Olivier	Petrus	Hurd	Masters	Griffin	Frazer	Sherman	Todman
Pittsburgh	Smith	K. Moore	Ryan	Olivier	Petrus	Hurd	Masters	I. Moore (WR)	Frazer	Sherman	Todman
at Syracuse	Smith	K. Moore	Ryan	Olivier	Petrus	Hurd	Masters	Griffin	Frazer	I. Moore (WR)	Todman
Cincinnati	Smith	K. Moore	Ryan	Olivier	Petrus	Hurd	Masters	Delahunt	Frazer	Sherman	Todman
at USF	Smith	K. Moore	Friend	Olivier	Petrus	Hurd	Masters	Griffin	Frazer	Sherman	Todman
Game	DE	DT	DT	DE	SLB	LB	LB	CB	S	S	CB
at Michigan	T. Williams	Reyes	Martin	Joseph	Lutrus	Wilson	Lloyd	Wreh-Wilson	Agbor	Dabney	Gratz
Texas Southern	T. Williams	Reyes	Martin	Joseph	Johnson	Wilson	Lloyd	Wreh-Wilson	Agbor	Dabney	Gratz
at Temple	Reyes	Stephen	Martin	Joseph	Johnson	Wilson	Lloyd	Wreh-Wilson	Junior	Dabney	Gratz
Buffalo	Reyes	Stephen	Martin	Joseph	Wilburn (CB)	Wilson	S. Moore	Wreh-Wilson	Junior	Lang	Gratz
Vanderbilt	Reyes	Stephen	Martin	Joseph	Lutrus	Wilson	S. Moore	Wreh-Wilson	Junior	Lang	Gratz
at Rutgers	Reyes	Stephen	Martin	T. Williams	Lutrus	Wilson	S. Moore	Wreh-Wilson	Junior	Lang	Gratz
at Louisville	Reyes	Stephen	Martin	Joseph	Lutrus	Wilson	S. Moore	Wreh-Wilson	Junior	Lang	Gratz
West Virginia	T. Williams	Reyes	Martin	Joseph	Wilburn (CB)	Wilson	S. Moore	Wreh-Wilson	Junior	Agbor	Gratz
Pittsburgh	Reyes	Stephen	Martin	Joseph	Lutrus	Wilson	Lloyd	Wreh-Wilson	Junior	Agbor	Gratz
at Syracuse	Reyes	Stephen	Martin	Joseph	Lutrus	Wilson	S. Moore	Wreh-Wilson	Junior	Agbor	Gratz
Cincinnati	T. Williams	Reyes	Martin	Joseph	Lutrus	Wilson	S. Moore	Wreh-Wilson	Junior	Agbor	Gratz
at USF	T. Williams	Reyes	Stephen	Joseph	Lutrus	Wilson	S. Moore	Wreh-Wilson	Junior	Agbor	Gratz

## 2009-10 CONNECTICUT ALPHABETICAL ROSTER

No.	Name	Cl.	Pos.	Ht.	Wt.	Hometown/HS/Prep
86	Abudu, Nasir	Fr.	WR	6-0	194	Los Angeles, Calif./ Loyola
25	Agbor, Harris	RJr.	SAF	5-11	183	Mesquite, Texas / Horn
64	Baker, Teddy	Fr.	OG	6-4	237	Longmeadow, Mass./Loomis Chaffee (Conn.)
70	Bardzak, Gary	RJr.	OC	6-3	292	Mar Lin, Pa. / Pottsville
72	Bennett, Jimmy	RSo.	OT	6-8	290	Alexandria, Va. / West Potomac
4	Box, Michael	RFr.	QB	6-3	209	Suwanee, Ga. / Collins Hill
20	Brandon, Tevrin	RFr.	CB	5-10	176	Bethlehem, Pa. / Bethlehem Catholic
61	Brown, Stephen	RFr.	OT	6-6	290	Clifton Park, N.Y. / Shenendehowa
40	Brown, Ty-Meer	Fr.	SAF	6-0	184	McKeesport, Pa. / McKeesport
50	Bullock, Tyler	RFr.	OG	6-4	301	Mechanicsburg, Pa. / Mechanicsburg
26	Campbell, Marcus **	Jr.	DE	6-3	232	Bloomfield, Conn. / Bloomfield
62	Chapman, Ben	RSo.	OC	6-2	274	Stonington, Conn. / Stonington
93	Chard, Derek *	Sr.	LS	6-3	237	Burlington, Conn. / St. Paul's
13	Christen, Chad	RFr.	K/P	6-1	203	Errters, Pa. / Red Lane
65	Cruz, Gus	Fr.	OG	6-4	274	Manchester, N.H. / Kimball Union Academy
19	Dabney, Kijuan **	Jr.	DB	6-1	192	Houston, Texas / Yates
64	Danielson, Joseph	Fr.	OG	6-2	276	Baldwin, N.Y. / Chaminade
85	Davis, Jeremy	Fr.	WR	6-3	200	Lawrenceville, Ga. / Norcross
89	Delahunt, John *	RSo.	TE	6-3	244	Ottawa, Ont. / Holy Trinity
1	Difton, Dwayne	So.	WR	5-11	173	Ft. Lauderdale, Fla. / St. Thomas Aquinas
17	Driscoll, Blaise	Fr.	QB	6-0	193	Avon, Conn. / Avon Old Farms
30	Edwards, Matt	RSo.	OLB	6-0	193	Holliston, Mass. / Holliston
47	Frank, Reuben	Fr.	FB	6-3	229	Poughkeepsie, N.Y. / Poughkeepsie
10	Frazer, Zach **	RSr.	QB	6-4	231	Mechanicsburg, Pa. / Mechanicsburg
44	Frey, Robbie **	RJr.	TB	6-0	203	Lehigh, Pa. / Lehigh
77	Friend, Kevin	RFr.	OT	6-5	289	Warrentown, Va. / Faquier
24	Gratz, Dwayne *	RSo.	CB	6-0	187	Piscataway, N.J. / Piscataway
69	Greene, Steve	RFr.	OG	6-4	309	Edensburg, Pa. / Bishop Carroll
94	Griffin, Ryan *	RSo.	TE	6-6	243	Londonderry, N.H. / Londonderry
17	Guardi, Frank	Fr.	WR	6-0	175	Fairfield, Conn. / New Fairfield
76	Hansson, Mark	Fr.	OT	6-5	245	Clearwater, Fla. / Palm Harbor University
39	Hinkley, Mark	RSo.	LB	5-11	226	Kaneohe, Hawaii / Punahou
78	Hurd, Zach ***	RSr.	OG	6-7	325	Waterford, Conn. / Waterford
42	Huxtable, Jordan	Fr.	TB	5-8	183	St. Charles, Ill. / St. Charles North
45	Hyppolite, Martin	RFr.	OLB	6-0	214	Wakefield, Mass. / Wakefield
37	Jean-Louis, Jonathan **	RJr.	TB	6-0	199	Cambridge, Mass. / Arlington Catholic
98	Jennings, Ted	RSo.	DE	6-5	247	Dayton, Ohio / Chaminade-Julienne
28	Johnson, Jory *	RSo.	OLB	6-1	227	Mobile, Ala. / St. Paul's/The Hun School (N.J.)
16	Jones, Byron	Fr.	DB	6-1	176	New Britain, Conn. / St. Paul (Bristol)
84	Jones, Tebucky	Fr.	WR	5-11	180	Farmington, Conn. / New Britain
91	Joseph, Jesse *	So.	DE	6-3	255	Laval, Que. / Vanier Preparatory School
15	Junior, Jerome *	RSo.	SAF	6-1	215	Baltimore, Md. / Archbishop Curley
90	Kaiser, Alex	Sr.	TE	6-5	241	Newington, Conn. / Newington
38	Kantor, Alex	Fr.	CB	5-9	191	Potomac, Md. / Churchill
34	Kenney, David	RFr.	OLB	6-0	199	Highstown, N.J. / The Peddie School
14	Kinnard, Leon	Fr.	QB	5-9	182	Reistertown, Md. / Loyola Blakefield
7	Lang, Mike *	So.	DB	5-11	181	Largo, Fla. / Largo
95	Lloyd, Greg **	Sr.	DE	6-2	259	Clermont, Fla. / East Ridge
35	Lopes, Chris	RFr.	CB	5-10	192	Brockton, Mass. / Tilton School (N.H.)
58	Louis, Jonathan	Fr.	DE	6-5	241	Brockton, Mass. / Wyoming Seminary
32	Lutrus, Scott ***	RSr.	LB	6-3	245	Brookfield, Conn. / Brookfield
29	Mack, Taylor	Fr.	CB	5-9	170	Powder Springs, Ga. / The Lovett School
39	Manning, Bret *	Sr.	FB	5-11	260	Acton, Mass. / Acton-Boxborough
81	Manning, Corey *	RSo.	TE	6-5	249	Tyrone, Ga. / Woodward Academy
4	Martin, Twyon **	RJr.	DT	6-2	292	Parkland, Fla. / Stoneman Douglas
63	Masters, Adam *	RSo.	OT	6-4	283	Bethesda, Md. / Walt Whitman
97	McBryde, B.J.	Fr.	DT	6-5	262	Beaver Falls, Pa. / Beaver Falls
43	McCombs, Lyle	Fr.	RB	5-8	163	Staten Island, N.Y. / St. Joseph By The Sea
11	McCummings, Scott	Fr.	QB	6-2	227	Natick, Mass. / Natick
18	McEntee, Johnny	RSo.	QB	6-3	223	Fullerton, Calif. / Servite
83	Moore, Isiah *	RJr.	WR	6-1	190	Cambridge, Mass. / Cambridge Ridge and Latin / Proctor
82	Moore, Kashif **	RJr.	WR	5-9	180	Burlington, N.J. / Burlington Township
46	Moore, Sio	RSo.	LB	6-1	230	Apex, N.C. / Apex
67	Mueller, Adam	Fr.	LS	6-1	208	Park Ridge, Ill. / Maine Township South

## NUMERICAL ROSTER

1	Dwayne Difton	WR
2	Gilbert StLouis	CB
4	Michael Box	QB
4	Twyon Martin	DT
5	Blidi Wreh-Wilson	CB
7	Mike Lang	DB
8	Lawrence Wilson	LB
9	Andrew Opoku	OLB
10	Zach Frazer	QB
11	Scott McCummings	QB
13	Chad Christen	K/P
14	Leon Kinnard	QB
15	Jerome Junior	SAF
16	Byron Jones	DB
17	Blaise Driscoll	QB
17	Frank Guardi	WR
18	Johnny McEntee	QB
19	Kijuan Dabney	DB
20	Tevrin Brandon	CB
21	Gary Wilburn	CB
22	Kelmetrus Wylie	TB
23	Jordan Todman	TB
24	D.J. Shoemate	TB
24	Dwayne Gratz	CB
25	Harris Agbor	SAF
26	Marcus Campbell	DE
28	Jory Johnson	OLB
28	Emmanuel Omokaro	OLB
29	Taylor Mack	CB
30	Matt Edwards	OLB
31	Nick Williams	WR
32	Scott Lutrus	LB
33	Yawin Smallwood	LB
34	David Kenney	OLB
35	Chris Lopes	CB
36	Michael Osiecki	LB
37	Jonathan Jean-Louis	TB
38	Dave Teggart	K
38	Alex Kantor	CB
39	Bret Manning	FB
39	Mark Hinkley	LB
40	Ty-Meer Brown	SAF
40	John Yurek	SAF
41	Brandon Steg	LB
42	Jordan Huxtable	TB
43	Lyle McCombs	RB
44	Robbie Frey	TB
45	Martin Hyppolite	OLB
46	Sio Moore	LB
47	Reuben Frank	FB
48	Trevarado Williams	DE
49	Anthony Sherman	FB
50	Tyler Bullock	OG
51	Tim Willman	DT
52	Patrick Wilson	DE
53	Ryan Wirth	DT
54	Alex Polito	DT
55	Jerome Williams	LB
56	Angelo Pruitt	DT
57	Moe Petrus	OC
58	Jonathan Louis	DE
59	Shamar Stephen	DT
61	Stephen Brown	OT
62	Ben Chapman	OC
63	Adam Masters	OT



66	Olivier, Mathieu *	RSr.	OG	6-6	294	Woburn, Mass. / Woburn	64	Teddy Baker	OG
28	Omokaro, Emmanuel	RJr.	OLB	5-10	210	Danbury, Conn. / Danbury	64	Joseph Danielson	OG
9	Opoku, Andrew	Fr.	OLB	6-4	224	North Brunswick, N.J. / Fork Union (Va.)	65	Gus Cruz	OG
36	Osiecki, Michael	Fr.	LB	6-1	226	Seymour, Conn. / Seymour	66	Mathieu Olivier	OG
68	Paull, Bryan	Fr.	OC	6-3	290	Parkland, Fla. / M. Stoneman Douglas	67	Adam Mueller	LS
57	Petrus, Moe **	RJr.	OC	6-2	292	St. Laurent, Que. / Vanier Prep	68	Bryan Paull	OC
54	Polito, Alex ***	RSr.	DT	6-6	280	Reading, Pa. / Governor Mifflin	69	Steve Greene	OG
96	Portee, A.J.	RSo.	DE	6-4	237	Austell, Ga. / Mays	70	Gary Bardzak	OC
56	Pruitt, Angelo	Fr.	DT	6-2	295	Cincinnati, Ohio / North College Hill	71	Mike Ryan	OT
99	Reyes, Kendall **	RJr.	DT	6-4	298	Nashua, N.H. / Nashua North	72	Jimmy Bennett	OT
71	Ryan, Mike *	RJr.	OT	6-5	333	Tamaqua, Pa. / Marian Catholic	76	Mark Hansson	OT
88	Sheppard, Gerrard	RSo.	WR	6-2	209	Owings Mills, Md. / McDonogh School	77	Kevin Friend	OT
49	Sherman, Anthony ***	Sr.	FB	5-11	240	North Attleboro, Mass. / North Attleboro	78	Zach Hurd	OG
24	Shoemate, D.J.	Jr.	TB	5-11	218	Corona, Calif. / USC	80	Michael Smith	WR
33	Smallwood, Yawin	Fr.	LB	6-2	227	Worcester, Mass. / Doherty	81	Corey Manning	TE
80	Smith, Michael **	Jr.	WR	6-0	202	Houston, Texas / Westside	82	Kashif Moore	WR
41	Steg, Brandon	Fr.	LB	6-2	214	Coral Springs, Fla. / J.P. Taravella	83	Isiah Moore	WR
59	Stephen, Shamar	RFr.	DT	6-5	300	Brookville, N.Y. / Long Island Lutheran	84	Tebucky Jones	WR
2	Stlouis, Gilbert	Fr.	CB	5-11	182	Davie, Fla. / Plantation	85	Jeremy Davis	WR
38	Teggart, Dave **	RJr.	K	6-0	207	Northborough, Mass. / Algonquin Regional	86	Cole Wagner	P
23	Todman, Jordan **	Jr.	TB	5-9	193	North Dartmouth, Mass. / Dartmouth	86	Nasir Abudu	WR
86	Wagner, Cole	RFr.	P	6-2	198	York, Pa. / York Suburban	88	Gerrard Sheppard	WR
21	Wilburn, Gary *	RJr.	CB	5-11	195	Washington, Ga. / Washington-Wilkes	89	John Delahunt	TE
55	Williams, Jerome	RSo.	LB	5-11	233	Burlington Township, N.J. / Holy Cross	90	Alex Kaiser	TE
31	Williams, Nick *	So.	WR	5-10	183	East Windsor, N.J. / The Hun School	91	Jesse Joseph	DE
48	Williams, Trevarado *	So.	DE	6-1	225	Bridgeport, Conn. / Canterbury School	93	Derek Chard	LS
51	Willman, Tim	RFr.	DT	6-3	274	Fulton, Md. / Reservoir	94	Ryan Griffin	TE
8	Wilson, Lawrence ***	RSr.	LB	6-1	226	Tuscaloosa, Ala. / Paul W. Bryant	95	Greg Lloyd	DE
52	Wilson, Patrick	Fr.	DE	6-2	237	Kensington, Conn. / Avon Old Farms	96	A.J. Portee	DE
53	Wirth, Ryan	RSo.	DT	6-2	272	Medford, N.J. / Shawnee/Cheshire (Conn.)	97	B.J. McBryde	DT
5	Wreh-Wilson, Blidi *	RSo.	CB	6-0	191	Edinboro, Pa. / General McLane	98	Ted Jennings	DE
22	Wylie, Kelmetrus **	RJr.	TB	5-10	224	Washington, Ga. / Washington-Wilkes	99	Kendall Reyes	DT
40	Yurek, John	RJr.	SAF	6-0	201	Greencastle, Pa. / St. Paul's / Wyoming Sem.			

\*- indicates letters earned entering 2010

**Head Coach:** Randy Edsall (Syracuse, 1980; 12th season, 73-69)

**Assistant Coaches:** Hank Hughes (assistant head coach for defense, defensive line), Joe Moorhead (offensive coordinator, quarterbacks), Todd Orlando (defensive coordinator, inside linebackers), Matt Cersosimo (wide receivers, recruiting coordinator), Mike Foley (offensive line), Lyndon Johnson (outside linebackers, special teams coordinator), Darrell Perkins (defensive backs), Jonathan Wholley (tight ends), Terry Richardson (running backs), Andrew Breiner (offensive graduate assistant), Shane Fogarty (defensive graduate assistant), Tim Pendergast (director of football operations).

## PRONUNCIATION GUIDE

<b>Nasir Abudu</b>	<i>N-saer A-BOO-due</i>	<b>Sio Moore</b>	<i>SEE-oh</i>
<b>Tevrin Brandon</b>	<i>TEV-rin</i>	<b>Mathieu Olivier</b>	<i>matthew oh-live-ee-aye</i>
<b>Ty-Meer Brown</b>	<i>tie-MEER</i>	<b>Emmanuel Omokaro</b>	<i>oh-moe-CAR-oh</i>
<b>Kijuan Dabney</b>	<i>kih-juan</i>	<b>Andrew Opoku</b>	<i>ah-poe-coo</i>
<b>Robbie Frey</b>	<i>fry</i>	<b>Michael Osiecki</b>	<i>oh-shess-ski</i>
<b>Dwayne Gratz</b>	<i>grats (like "congrats")</i>	<b>Muhammad Petrus</b>	<i>pet-russ</i>
<b>Mark Hansson</b>	<i>Hansen</i>	<b>Alex Polito</b>	<i>poh-LEE-toe</i>
<b>Martin Hyppolite</b>	<i>HIP-o-light</i>	<b>Yawin Smallwood</b>	<i>yah-win</i>
<b>Jonathan Jean-Louis</b>	<i>zhawn loo-EE</i>	<b>Brandon Steg</b>	<i>stegg (rhymes with egg)</i>
<b>Scott Lutrus</b>	<i>loo-truss</i>	<b>Bildi Wreh-Wilson</b>	<i>bleed-ee ray-wilson</i>
<b>Twyon Martin</b>	<i>twawn</i>	<b>Kelmetrus "Meme" Wylie</b>	<i>kell-MEE-truss mee-mee</i>
<b>Kashif Moore</b>	<i>cuh-sheef</i>		



*Junior wide receiver Ryan Broyles enters bowl season ranked second in the country in receptions per game.*

## University of Oklahoma Facts

**Location:** Norman, Okla.  
**Founded:** 1890  
**Enrollment:** 30,092  
**Conference:** Big 12  
**Division:** South  
**Colors:** Crimson and Cream  
**Nickname:** Sooners  
**Home Field (Capacity):** Gaylord Family-Oklahoma Memorial (82,112)  
**Surface:** Natural Grass  
**President:** David L. Boren  
**Athletic Director:** Joe Castiglione  
**Head Coach:** Bob Stoops  
**Record at Oklahoma:** 128-31  
**Overall Record:** Same  
**Record vs. UConn:** 0-0  
**Record vs. BIG EAST:** 2-1  
**Record in Bowl Games:** 5-6  
**School's All-Time Bowl Record:** 25-17-1  
**Last Appearance:** 2009 Sun  
**Result:** W, 31-27 vs. Stanford  
**In Tostitos Fiesta Bowl:** 1-3  
**SID:** Kenny Mossman  
**SID Phone:** 405-325-8231  
**SID Fax:** 405-325-7623  
**SID Email:** kmossman@ou.edu  
**Website:** SoonerSports.com  
**Leading Rusher:** Demarco Murray (257 att., 1,121 yards, 14 TD)  
**Leading Passer:** Landry Jones (371-568, 4,289 yards, 35 TD, 11 INT)  
**Leading Receiver:** Ryan Broyles (118 rec., 1,452 yards, 13 TD)  
**Leading Tackler:** Travis Lewis (99 tackles, 5.5 TFL, 3 INT)

## Tostitos Fiesta Bowl Facts

**President/CEO:** John Junker  
**Chairman:** Duane Woods  
**Director of Media Relations:** Tony Alba  
**E-mail:** talba@fiestabowl.org  
**Field (Capacity):** University of Phoenix Stadium (73,000)  
**2010 Results:** Boise State 17, TCU 10  
**2010 Attendance:** 73,227  
**2010 Nielsen Rating:** 8.2  
**Internet Address:** www.fiestabowl.org  
**Media Headquarters:** JW Marriott Camelback Inn  
**Phone Number:** (480) 948-1700



*John Junker  
President/CEO*



*Tony Alba  
Director of Media Relations*

## Game History

1971	Arizona State 45, Florida State 38
1972	Arizona State 49, Missouri 35
1973	Arizona State 28, Pittsburgh 7
1974	Oklahoma State 16, BYU 6
1975	Arizona State 17, Nebraska 14
1976	Oklahoma 41, Wyoming 7
1977	Penn State 42, Arizona State 30
1978	Arkansas 10, UCLA 10
1979	Pittsburgh 16, Arizona 10
1980	Penn State 31, Ohio State 19
1982	Penn State 26, USC 10
1983	Arizona State 32, Oklahoma 21
1984	Ohio State 28, Pittsburgh 23
1985	UCLA 39, Miami 37
1986	Michigan 27, Nebraska 23
1987	Penn State 14, Miami 10
1988	Florida State 31, Nebraska 28
1989	Notre Dame 34, West Virginia 21
1990	Florida State 41, Nebraska 17
1991	Louisville 34, Alabama 7
1992	Penn State 42, Tennessee 17
1993	Syracuse 26, Colorado 22
1994	Arizona 29, Miami 0
1995	Colorado 41, Notre Dame 24
1996	Nebraska 62, Florida 24
1997	Penn State 38, Texas 15
1998	Kansas State 35, Syracuse 18
1999	Tennessee 23, Florida State 16
2000	Nebraska 31, Tennessee 21
2001	Oregon State 41, Notre Dame 9
2002	Oregon 38, Colorado 16
2003	Ohio State 31, Miami 24 (2ot)
2004	Ohio State 35, Kansas State 28
2005	Utah 35, Pittsburgh 7
2006	Ohio State 34, Notre Dame 20
2007	Boise State 43, Oklahoma 42 (OT)
2008	West Virginia 48, Oklahoma 28
2009	Texas 24, Ohio State 21
2010	Boise State 17, TCU 10

## 2010 UConn Schedule/Results

Date	Opponent (TV)	Score/Time
9/4	at Michigan (ABC)	L, 10-30
9/11	TEXAS SOUTHERN (SNY)	W, 62-3
9/18	at Temple (SNY)	L, 16-30
9/25	BUFFALO (SNY)	W, 45-21
10/2	VANDERBILT (SNY)	W, 40-21
10/8	at Rutgers* (ESPN)	L, 24-27
10/23	at Louisville* (ESPNU)	L, 0-26
10/29	WEST VIRGINIA* (ESPN2)	W, 16-13
11/11	PITTSBURGH* (ESPN)	W, 30-28
11/20	at Syracuse* (ESPNU)	W, 23-6
11/27	CINCINNATI* (SNY)	W, 38-17
12/4	at USF* (ESPN2)	W, 19-16
1/1	vs. Oklahoma! (ESPN)	8:30 p.m. EST

\* Denotes BIG EAST Conference game

! Denotes Tostitos Fiesta Bowl

## 2010 Oklahoma Schedule/Results

Date	Opponent	Score/Time
9/4	UTAH STATE	W, 31-24
9/11	FLORIDA STATE (ABC)	W, 47-17
9/18	AIR FORCE (FSN)	W, 27-24
9/25	at Cincinnati (ESPN2)	W, 31-29
10/2	vs. Texas* (ABC)	W, 28-20
10/16	IOWA STATE* (FSN)	W, 52-0
10/23	at Missouri* (ABC)	L, 27-36
10/30	COLORADO* (ESPN2)	W, 43-10
11/6	at Texas A&M* (FSN)	L, 19-33
11/13	TEXAS TECH* (ABC)	W, 45-7
11/20	at Baylor* (ESPN2)	W, 53-24
11/27	at Oklahoma State* (ABC)	W, 47-41
12/4	vs. Nebraska* (ABC)	W, 23-20
1/1	vs. Connecticut! (ESPN)	8:30 p.m.

\* Denotes Big 12 Conference game

! Denotes Tostitos Fiesta Bowl

## BOWL STORYLINES

- Junior Jordan Todman was named the unanimous BIG EAST Offensive Player of the Year and a Second Team All-American by the Walter Camp Football Foundation.
- Head coach Randy Edsall was named the BIG EAST Coach of the Year.
- UConn is making its first-ever appearance in the Bowl Championship Series and becomes the quickest school to ascend from FCS status to a BCS game.
- After beginning BIG EAST play with an 0-2 record, the Huskies won their final five games to win the BIG EAST Championship.
- Dating back to last season, UConn has won 12 of its last 16 games.
- UConn is making its fifth bowl appearance and four consecutive.

## THE COACHES

### CONNECTICUT HEAD COACH RANDY EDSALL

UConn head coach Randy Edsall brings the Huskies into their first-ever Bowl Championship Series appearance in the Tostitos Fiesta Bowl. He was named the 2010 BIG EAST Conference Coach of the Year.

*Edsall became the all-time winningest coach in UConn football history on Sat., September 11 with his 67th career win at the school.*

He tackled the challenge of bringing a former NCAA Division I-AA team up to a BCS team in a 12-year span, guiding the Huskies to the 2007 and '10 BIG EAST Championships, four bowl games in the past seven years with three bowl wins.

He is in his 12th season at UConn and has led the Huskies to wins in 63 of UConn's last 102 games dating back to the ninth game of the 2002 season. He has a 65-45 (.591) mark through the first 110 games of UConn's tenure at the FBS level. His overall career mark at UConn stands at 74-69.

**The Tostitos Fiesta Bowl will be the 144th of his UConn career --the most of any coach in UConn history. He topped the mark of 121 set by J.O. Christian (1934-49).**

His 74 career coaching wins at UConn is the most of any coach in school history as he passed J.O. Christian who had 66.

Immediately prior to becoming UConn's head coach in 1998, Edsall served as defensive coordinator at Georgia Tech in 1998 under George O'Leary. Edsall began his coaching career at his alma mater, Syracuse, from 1980-1990, working under Frank Maloney and Dick MacPherson in a variety of capacities. Edsall moved on to Boston College where he coached defensive backs under Tom Coughlin from 1991-93 before following Coughlin to the NFL's Jacksonville Jaguars, staying on the First Coast through the 1997 season.

Edsall is a native of Glen Rock, Pa., and graduated from Susquehannock High School. He was inducted into the York Area Sports Hall of Fame.

### OKLAHOMA COACH BOB STOOPS

Bob Stoops is finishing his 12th season at Oklahoma and has a 128-31 record at the school. He led the Sooners to the 2000 National Championship and the team has played in three other National Championship games under his tenure. The team has won eight Big 12 South crowns and seven Big 12 titles under Stoops. Oklahoma has played in a bowl game every year under Stoops, including a win in last year's Brut Sun Bowl.

Prior to coming to Oklahoma, he was the assistant head coach/defensive coordinator at Florida from 1996-98 and served as an assistant at Kansas State (1989-95), Kent State (1998) and Iowa (1983-87). He is a 1983 Iowa graduate and was a two-time All-Big Ten pick.

*"The Rock" on the UConn campus in Storrs is traditionally painted by students to celebrate and promote various groups and events. After UConn earned a Tostitos Fiesta Bowl berth, it got a special look.*



## AROUND THE BIG EAST

### 2010 BIG EAST Standings

	BIG EAST	OVERALL
Connecticut	5-2 .714	8-4 .667
West Virginia	5-2 .714	9-3 .750
Pittsburgh	5-2 .714	7-5 .583
Syracuse	4-3 .571	7-5 .583
Louisville	3-4 .429	6-6 .500
USF	3-4 .429	7-5 .583
Cincinnati	2-5 .286	4-8 .333
Rutgers	1-6 .143	4-8 .333

### 2010-11 BOWL GAME SCHEDULE

#### Tuesday, December 21

Louisville vs. Southern Miss  
Beef O' Brady's Bowl  
St. Petersburg, Fla.  
8:00 p.m., ESPN

#### Tuesday, December 28

West Virginia vs. N.C. State  
Champs Sports Bowl  
Orlando, Fla.  
6:30 p.m., ESPN

#### Thursday, December 30

Syracuse vs. Kansas State  
New Era Pinstripe Bowl  
New York, N.Y.  
3:30 p.m., ESPN

#### Friday, December 31

USF vs. Clemson  
Meineke Car Care Bowl  
Charlotte, N.C.  
12:00 p.m., ESPN

#### Saturday, January 1

Connecticut vs. Oklahoma  
Tostitos Fiesta Bowl  
Glendale, Ariz.  
8:30 p.m., ESPN

#### Saturday, January 8

Pittsburgh vs. Kentucky  
BBVA Compass Bowl  
Birmingham, Ala.  
12:00 p.m., ESPN

All Times Eastern



## RADIO & TV COVERAGE

### TELEVISION COVERAGE

The Tostitos Fiesta Bowl will be televised nationally by ESPN. **Sean McDonough** is on play-by-play while **Matt Millen** is on color and **Heather Cox** is on the sidelines. **Bo Garrett** is the producer while **Mike Roig** is the director.

There will also be an ESPN 3D telecast with **Joe Tessitore** on play-by-play and **Tim Brown** on color while **Ray Bentley** is on the sidelines.

### RADIO COVERAGE

For the 19th consecutive season, **WTIC 1080-AM** in Hartford serves as the flagship station for the UConn Radio Network. WTIC is the state's only 50,000 watt signal and can be heard in 23 states and parts of Canada.

Veteran UConn announcers **Joe D'Ambrosio** (play-by-play) and **Wayne Norman** (color commentary) return to call the action with **Kevin Nathan** on the sidelines and **E.B. Davis** on production.

WTIC will provide extensive cover of the Tostitos Fiesta Bowl throughout bowl week with both morning show host **Ray Dunaway** and the evening "Sports Talk" show originating from Arizona.

On gameday, coverage will begin at 2:00 p.m. Eastern with Dunaway followed by the pregame show, the game broadcast and a postgame show.

*The UConn Football Radio Network also includes WILI 1400-AM in Willimantic, WSUB 980-AM in New London, WLIS 1420-AM in Old Saybrook and WMRD-1150 AM in Middletown. UConn football games are also broadcast over the internet at WTIC.com.*

There will also be national ESPN Radio coverage with **Ron Franklin** on play-by-play, **Ed Cunningham** on color and **Jeanine Edwards** on the sideline.

### UConn AND SNY

SNY, the television home of the New York Mets, Jets and the BIG EAST Conference, in conjunction with the University of Connecticut announced in August of 2010 a comprehensive, multi-year partnership that makes SNY "the official television home of the UConn Huskies football and men's basketball programs".

SNY will annually feature 300 hours of UConn programming – including 120 hours of Huskies game coverage. Additionally, SNY will significantly expand its UConn sports coverage throughout its sports news and entertainment programming. SNY will also create a UConn Huskies sports section on the network's website – www.SNY.tv.

As the TV home of UConn football, SNY aired five live games in 2010 – which were wrapped by in-depth post-game shows – produced by SNY. In addition to the network's live game coverage, SNY carries the following UConn Huskies football programming:

- Comprehensive UConn Huskies Football Season Preview Show
- Randy Edsall's Weekly Press Conference
- In-Depth Post-Game Shows (Following all SNY-televised UConn football games)
- UConn Huskies Season-in-Review/Bowl Preview Special
- UConn's "Football Signing Day" Press Conference
- Re-airs of every UConn Huskies Football Game (subject to availability)
- Huskies Power Hour: A 60-minute cut-down version of that week's game.
- SNY Spotlight with Head Coach Randy Edsall. SNY Spotlight is an exclusive signature series – created by SNY's Original Entertainment Division – that features in-depth interviews with New York's most influential leaders in sports and entertainment.

As the college basketball season tipped off, SNY's all-access pass will feature at least 13 UConn men's basketball contests and a minimum of one women's basketball contest each season.

## SERIES NOTES

### HUSKIES VS. OKLAHOMA

The **Tostitos Fiesta Bowl** is the first meeting between UConn and Oklahoma in the sport of football. UConn has a 3-0 record against the current members of the Big 12 with a 30-22 win at Baylor on Sept. 19, 2009, a home 31-28 win vs. Baylor on Sept. 19, 2008 and a season-ending 37-20 win at Iowa State on Nov. 23, 2002. That game marked UConn's first ever win over a bowl-bound team.

UConn's next game scheduled against a Big 12 opponent is a home game vs. Iowa State on Sept. 17, 2011. UConn and Oklahoma have one common opponent from this year as both teams beat Cincinnati. Oklahoma beat the Bearcats on the road on Sept. 25 by a 31-29 score while the Huskies won at home vs. UC by a 38-17 score on Nov. 27.

### UConn AND OKLAHOMA CONNECTIONS

UConn does not have any players from the state of Oklahoma on it nor does Oklahoma even have a player from New England on its roster...Oklahoma assistant coach **James Patton** coached at nearby Rhode Island from 1995-97 and faced the Huskies three times, with UConn winning two of those games.



## UCONN IN NFL STADIUMS

When the Huskies face Oklahoma in the Tostitos Fiesta Bowl at University of Phoenix Stadium, home of the NFL's Arizona Cardinals, UConn will be playing in an active (at the time of the game) NFL stadium for the 14th time in its history. **UConn owns a 5-8 record in such games – including a loss to Temple this year at Lincoln Financial Field and a win over USF at Raymond James Stadium.** In 2009, UConn fell to Pittsburgh at Heinz Field – home of the Pittsburgh Steelers. In 2008, UConn defeated Temple at Lincoln Financial Field and lost to South Florida at Raymond James Stadium.

UConn defeated Toledo, 39-10, on Dec. 27, 2004 at Ford Field (home of the Detroit Lions) in the Motor City Bowl. UConn lost to South Florida in 2001 and 2006 Raymond James Stadium, lost the 2007 Meineke Car Care Bowl at Bank of America Stadium in Charlotte (home of the Carolina Panthers) and split a pair of games at Pittsburgh (Heinz Field) in 2005 and '07. *Connecticut also split a pair of games against Yale in 1973-74 at the Yale Bowl, which was serving as a temporary home of the New York Giants during the reconstruction of Yankee Stadium.*

## UCONN AND UNIVERSITY OF PHOENIX STADIUM

Although this is the first game for the UConn football team at University of Phoenix Stadium, it is not the first Husky team to play here. The UConn men's basketball team won the NCAA West Regional at University of Phoenix Stadium in 2009 with wins over Purdue and Missouri. The Huskies then lost to Michigan State in the national semifinals at Detroit's Ford Field – where the football team played its first bowl game.

UConn's two other men's basketball national championships – 1999 and 2004 – also saw the Huskies win their regionals in Phoenix at the current US Airways Center.

# SQUAD NOTES

## HUSKIES ARE BOWLING AGAIN

**UConn's win over Syracuse on Nov. 20 was the sixth of the season for the Huskies and made them "bowl eligible" for the 2010 season. UConn made the mark for the sixth time in the past eight seasons – and the fourth consecutive.**

UConn's trip to the Tostitos Fiesta Bowl marks the fifth time that the Huskies are going bowling and the fourth consecutive. Last year, UConn posted a 20-6 victory over South Carolina in the 2010 Papajohns.com Bowl.

The Huskies also went to the International Bowl in 2009 and defeated Buffalo. In 2007, UConn was 9-3 in the regular season and went on to the Meineke Car Care Bowl. In 2004, the Huskies went 7-4 in the regular season and won the Motor City Bowl. In 2003, UConn was 9-3, but did not go to a bowl because of its independent status.

## HUSKIES AND THE BCS

With UConn's play in the BCS this season, it becomes...

- The first school from New England to play in a BCS game.
- The first school from New England and the "Tri-State" area, which also includes New York and New Jersey since Syracuse played in the 1999 Orange Bowl in the first year of the BCS.
- The quickest school to leave the FCS (then Division I-AA) to a BCS game. UConn made the trip in nine years as a FBS school while Boise State is second at 11.

## TODMAN AN ALL-AMERICAN

UConn junior running back **Jordan Todman** earned Second Team All-America honors from the Walter Camp Football Foundation – based in New Haven, Conn. Todman becomes UConn's first All-American since **Donald Brown**, also a running back, who earned Second Team from Walter Camp and First Team from the *Sporting News*.

## EDSALL, TODMAN HIGHLIGHT BIG EAST AWARD WINNERS

UConn junior running back **Jordan Todman** was named the BIG EAST Offensive Player of the Year for 2010 and UConn head coach **Randy Edsall** was named BIG EAST Coach of the Year. Todman joins five other Huskies on the All-BIG EAST First Team, marking the first time since the Huskies joined the BIG EAST in 2004 that UConn has had six players earn first-team honors. In addition, two Huskies were named to the All-BIG EAST Second Team.

Todman was unanimously chosen as the BIG EAST Offensive Player of the Year, becoming the second Connecticut running back in the last three years to earn the conference's top offensive honor. Todman joins 2008 winner **Donald Brown** as the only UConn players to be named BIG EAST Offensive Player of the Year. Todman is the first unanimous offensive player of the year since Miami's Gino Torretta during the 1992 season.

Edsall, who shared BIG EAST Coach of the Year honors with Louisville's Charlie Strong, led the Huskies on a five-game win streak to end the regular season, claiming a share of the BIG EAST Championship.

Joining Todman on the All-BIG EAST First Team were redshirt junior offensive tackle **Mike Ryan** (Tamaqua, Pa.), redshirt senior offensive guard **Zach Hurd** (Waterford, Conn.), redshirt junior kicker **Dave Teggart** (Northborough, Mass.), redshirt junior defensive tackle **Kendall Reyes** (Nashua, N.H.) and redshirt senior linebacker **Lawrence Wilson** (Tuscaloosa, Ala.). Hurd is now a two-time All-BIG EAST pick.

Redshirt junior center **Moe Petrus** (St. Laurent, Que.) and sophomore kick returner **Nick Williams** (East Windsor, N.J.) were both named to the All-BIG EAST Second Team.

## CONNECTICUT VS. OKLAHOMA STATISTICAL COMPARISON



HUSKIES



SOONERS

### RUSHING YARDS

Todman.....	1574	1121.....	Murray
Frey.....	381	398.....	Finch
Shoemate.....	115	251.....	Madu

### PASSING YARDS

Frazer.....	1202	4289.....	L. Jones
Endres.....	471	89.....	Allen

### RECEPTIONS

Smith.....	42	118.....	Broyles
K. Moore.....	32	69.....	Murray
Griffin.....	27	53.....	Stills

### POINTS SCORED

Teggart.....	103	114.....	Murray
Todman.....	84	98.....	Stevens
K. Moore.....	24	78.....	Broyles
Frey.....	24	36.....	Hanna

### TOTAL TACKLES

Wilson.....	115	99.....	T. Lewis
S. Moore.....	104	98.....	J. Nelson
Gratz.....	60	92.....	Carter
Junior.....	53	66.....	Beal

### INTERCEPTIONS

Junior.....	4	4.....	Carter
Wreh-Wilson.....	4	4.....	Fleming

CATEGORY.....	UCONN	OU
Total Offense.....	325.0	478.1
Rushing Offense.....	179.9	141.3
Passing Offense.....	145.1	336.8
Passing Efficiency.....	105.11	144.30
Scoring Offense.....	26.9	36.4
First Downs For.....	191	344
Third Down Conv.....	32%	44%
Turnovers-INT/Fum.....	17-7/10	16-11/5
Total Defense.....	353.7	363.9
Rushing Defense.....	147.2	151.8
Passing Defense.....	206.4	212.2
Passing Eff. Defense.....	111.38	109.23
Scoring Defense.....	19.8	21.9
First Downs Against.....	217	229
Third Down Defense.....	40%	34%
TOs Forced-INT/Fum.....	29-19/10	30-17/13
Turnover Margin.....	+12	+14
Time of Possession.....	28:38	30:27
Penalties-Yards.....	60-497	71-589

## TRACKING THE OPPONENTS



**Michigan (7-5)**  
Next: Gator Bowl vs.  
Mississippi State (1/1)



**Texas Southern (9-3)**  
Season Complete  
SWACK Champions



**Temple (8-4)**  
Season Complete



**Buffalo (2-10)**  
Season Complete



**Vanderbilt (2-10)**  
Season Complete



**Rutgers (4-8)**  
Season Complete



**Louisville (6-6)**  
Next: Beef O' Brady's Bowl vs.  
Southern Miss (12/21)



**West Virginia (9-3)**  
Next: Champs Sports Bowl vs.  
N.C. State (12/28)



**Pittsburgh (7-5)**  
Next: BBVA Compass Bowl vs.  
Kentucky (1/8)



**Syracuse (7-5)**  
Next: New Era Pinstripe Bowl  
vs. Kansas State (12/30)



**Cincinnati (4-8)**  
Season Complete



**South Florida (7-5)**  
Next: Meineke Car Care Bowl  
vs. Clemson (12/31)

## HUSKIES SWEEP BIG EAST AWARDS

Following UConn's overtime win against West Virginia on October 29, the Huskies swept the weekly BIG EAST Conference Awards. Junior **Jordan Todman** (North Dartmouth, Mass.) was named the Offensive Player of the Week, redshirt sophomore linebacker **Sio Moore** (Apex, N.C.) was the Defensive Player of the Week and junior kicker **Dave Teggart** (Northborough, Mass.) was the Special Teams Player of the Week. *The Husky sweep of the awards marked just the third time since the league was formed in 1991 that one school won all three awards exclusively in one week. The other two times were by Miami in 1991 and 2002.*

## EDSALL HAS LONGEVITY AT UCONN

UConn head coach **Randy Edsall** is finishing his 12th season in charge of the Huskies and he is tied for the seventh-longest tenured FBS coach at his current job. In addition to Edsall, Iowa's **Kirk Ferentz** (a UConn graduate) and Oklahoma's **Bob Stoops** were all hired for their current jobs heading into the 1999 season. **Joe Paterno** is in his 45th season at Penn State to lead the way.

*Edsall has now won 74 games at UConn, which is the school record. The previous record set by J.O. Christian with 66 (1934-49). Edsall holds the UConn school record for most games coached with 143 and broke the record of 121 held by Christian.*

Edsall is the fourth coach to lead the Huskies into 100 career games, joining Christian (121), Tom Jackson (119 from 1983-93) and Robert Ingalls (106 from 1952-63).

## "THE BIG HOUSE"

The Sept. 4 game UConn vs. Michigan game at Michigan Stadium had an announced crowd of 113,090 – the largest crowd ever to watch a football game (college or professional) in the modern era. The former record was 112,118 at Michigan Stadium for the Michigan-Ohio State game on Nov. 24, 2003.

*Previously, the largest crowd for a UConn game stood at 80,795 when the Huskies won at Notre Dame on November 21, 2009.*

## FOURTH QUARTER STRUGGLES...AND SUCCESSES

Dating back to last season, UConn has lost a total of nine games, but in six of those games the Huskies held a fourth quarter lead. UConn lost fourth quarter leads in four games last season (of five losses) and this year have lost two. Connecticut was ahead of Temple by a 16-14 score with less than nine minutes to play in the game, but the Owls exploded for 17 unanswered points to give UConn the loss. Against Rutgers in the conference opener, UConn held a 24-17 lead with less than four minutes to go, but Rutgers scored a TD with 3:53 left and added the game-winning FG with 13 seconds left for a 27-24 UConn loss.

UConn now has outscored its opponents 69-62 in the fourth quarter this year – including a 43-20 mark in its current five-game winning streak. UConn had been scoreless in the fourth quarters of its two BIG EAST games.

## YOUNG ON DEFENSE

UConn's starting defensive lineup on the last eight games reflected the youth that exists on that side of the ball for the Huskies. *Connecticut started one senior, three juniors, six sophomores and one redshirt freshman on defense in the win over Buffalo. In the win over Vanderbilt, it was two seniors, two juniors, six sophomores and a redshirt freshman. The combination was the same against Rutgers and Louisville as it was against Vandy. For the West Virginia game it was two seniors, three juniors and six sophomores. For the Pittsburgh game, it was four seniors, two juniors, four sophomores and a redshirt freshman. Against Syracuse, it was two seniors, three juniors, five sophomores and a redshirt freshman. Against Cincinnati, it was two seniors, six sophomores and three juniors and finally against USF it was two seniors, two juniors, six sophomores and a redshirt freshman.*

## BIG EAST AND UCONN

UConn began 2010 BIG EAST Conference play on Oct. 8 vs. Rutgers and 2010 marks the seventh year of football league membership dating back to 2004. UConn was one of seven charter members of the BIG EAST Conference when the league was founded in 1979 and UConn and Syracuse are the only two founding schools that are currently playing football in the league. The other five were Boston College, Seton Hall, Providence, Georgetown and St. John's.

## 1,000 AND COUNTING

UConn's game against Rhode Island on Sept. 26, 2009 was the 1,000 game in program history dating back to the first team in 1896. UConn now has an overall program record of 481-502-38 in 1,021 games.

## HUSKIES ON WATCH LISTS, PRESEASON HONORS

A number of members of the 2010 Huskies were named to preseason "Watch Lists" for 2010. They are:

- **Sophomore Tight End Ryan Griffin** (Londonberry, N.H.)
  - John Mackey Award Watch List
- **Senior Offensive Guard Zach Hurd** (Waterford, Conn.)
  - Outland Trophy Watch List
  - Preseason Third Team All-American by the Sporting News
- **Junior Center Moe Petrus** (St. Laurent, Que.)
  - Remington Trophy Watch List
- **Junior Tailback Jordan Todman** (North Dartmouth, Mass.)
  - Doak Walker Award Candidate
- **Senior Linebacker Lawrence Wilson** (Birmingham, Ala.)



- Rotary Lombardi Award Watch List
- Chuck Bednarik Award Watch List
- Bronko Nagurki Trophy Watch List
- Preseason Third Team All-American by the *Sporting News*

## HUSKIES MAKE NATIONAL POLLS

Connecticut enters the bowl season ranked No. 25 in the country by the Associated Press. The ranking in the top 25 is the first for the Huskies this season. UConn was also the top "Also Receiving Votes" team in the *USA Today* and Harris polls. In its FBS history, UConn has now appeared in the AP poll in seven different weeks.

The Huskies were also in the "Also Receiving Votes" category in both the pre-season Associated Press and USA Today polls. In the AP voting, UConn was the sixth highest-team in the ARV category. In the USA Today coaches voting, UConn was eighth.

**UConn was in the ARV category in the first two weekly USA Today polls of the regular season and received votes in the AP poll of Dec. 6.**

**Connecticut was selected No. 20 in the preseason by Athlon Yearbooks and No. 23 by SI.com.**

UConn's last appearance in the top 25 with a spot in both national polls came on Sunday, Sept. 28, 2008 following its win at Louisville. **UConn was ranked 23rd in the USA Today coaches' poll and 24th in the Associated Press poll.** The Huskies fell out of both polls following a loss to North Carolina.

During the 2008 season, UConn was ranked in the AP top 25 one week and received votes in ten of the other 16 polls. In the USA Today poll, UConn was ARV in every week but two.

UConn earned its first national rankings in 2007 as it appeared in four AP polls: 16 on Oct. 28, 16 on Nov. 14, 25 on Nov. 11 and 20 on Nov. 18. It also appeared in three *USA Today* polls: 20 on Oct. 28, 16 on Nov. 4 and 21 on Nov. 18.

## BIG EAST PRESEASON POLL

Connecticut was picked fourth in the BIG EAST preseason media poll. It was the highest selection for the Huskies since joining the league in 2004 and UConn also received its first-ever first place vote. Pittsburgh was first followed by Cincinnati, West Virginia, UConn, Rutgers, USF, Syracuse and Louisville.

## UConn VS. RANKED TEAMS

*The November 7, 2009 game vs. Cincinnati marked the 16th time in school history that the Huskies faced a team ranked in the Associated Press poll at the time of the game.* UConn's only win in those 16 games came on Oct. 27, 2007 with a 22-15 win over No. 11 USF. UConn first played a ranked team in the 2001 season opener at No. 9 Virginia Tech. UConn has played the country's top ranked team once when it travelled to Miami on Oct. 5, 2002.

## FASTEST FROM DIVISION I-AA TO THE POLLS

SCHOOL	I-AA DEBUT	FIRST RANKING
Marshall	1997	Two years, four weeks (9/12/99)
CONNECTICUT	2002	Five years, 10 weeks (10/28/07)
South Florida	2001	Six years, three weeks (9/9/07)
Boise State	1996	Six years, 13 weeks (11/10/02)

## UConn FOOTBALL A LEADER IN ACADEMICS

The UConn football program continues to be a leader in the BIG EAST Conference in terms of academic performance by its student-athletes.

**UConn was the top team in the NCAA's Graduation Success Rate (GSR) of both October 2008 and '09 among league schools. The Huskies latest GSR, released in October 2010, UConn was third in the BIG EAST and within four points of the second place team.**

The UConn football program also had the highest NCAA GSR for African-American student-athletes among all state universities that participated in a bowl game in 2008.

In five of the past eight years, including 2007, '08 and '09, UConn was recognized by the American Football Coaches Association for its high graduation rate.

**UConn's overall GSR in 2009 was the third-highest of the more than 50 state universities that participated in a bowl game.**

In 2010, the NCAA's Academic Progress Rate (APR) for the UConn football team was an impressive 949 over a four-year cycle, with a one-year mark of 968 for the 2008-09 academic year.

## HUSKIES VS. THE BIG EAST

UConn owns an all-time mark of **22-26 in BIG EAST Conference games** since joining the league for football in 2004. *The Huskies posted their best conference record with a 5-2 mark this year and also in 2007.*

*UConn's current five-game BIG EAST Conference games winning streak is the longest in school history.*

## HUSKIES ON THE ROAD SINCE 2002

The Huskies have put together a **21-29** road record since 2002.

In **non-conference road affairs** over that same span, Connecticut has posted a mark of **16-11** and has **won eight of its last 12 such games**, including last year's wins over Ohio, Baylor and Notre Dame and this year's losses to Michigan and Temple.

## HUSKIES VS. NON-CONFERENCE FOES SINCE 2002

Connecticut boasts a **40-18** record against non-conference opponents in the regular season since making the move to the FBS in 2002.

*The Huskies have won 15 of their last 20 regular season non-league games overall with the only blemishes coming via a one-point loss at Virginia (17-16) in 2007, losses to North Carolina in 2008 and '09 and Michigan and Temple in '10.*

UConn has posted the following records in non-conference games: 6-6 (2002), 9-3 (2003), 4-1 (2004), 3-1 (2005), 3-2 (2006), 4-1 (2007), 4-1 (2008), 4-1 (2009), 3-2 (2010).

## HUSKIES IN NCAA STATISTICS

*Here are the categories where UConn was in the top 40 in the 2010 NCAA statistics*

Rushing Offense.....	31st at 179.92 (Second in BIG EAST)
Pass Eff. Def. ....	16th at 111.42 (Third in BIG EAST)
Scoring Defense.....	t23rd at 19.83 (Sixth in BIG EAST)
Kickoff Returns.....	6th at 26.46 (First in BIG EAST)
Interceptions.....	t5th at 19 (First in BIG EAST)
Turnovers Gained.....	t12th at 29 (First in BIG EAST)
Turnovers Lost.....	t24th at 17 (Third in BIG EAST)
Tackles For Loss.....	t20th at 6.83 (First in BIG EAST)
Sacks.....	t34th at 2.33 (Tied Fourth in BIG EAST)
Sacks Allowed.....	t14th at 1.00 (First in BIG EAST)
Turnover Margin.....	t12th at +1.00 (First in BIG EAST)

*Here are UConn's ranked individual leaders*

<b>Jordan Todman</b> – Second in rushing at 143.09 and First in BIG EAST 14th in all-purpose rushing at 156.36 and First in BIG EAST
<b>Dave Teggart</b> – t23rd in scoring at 8.58 and First in BIG EAST Tied for fourth in field goals at 1.92 and First in BIG EAST
<b>Lawrence Wilson</b> – t26th in tackles at 9.58 and First in BIG EAST
<b>Jesse Joseph</b> – 20th in sacks at 0.77 and Third in BIG EAST Second in BIG EAST in TFL at 1.15

## HUSKIES IN THE NFL

UConn had **11** former players that were on NFL rosters in 2009 (a school high) and nine former Huskies are currently on NFL rosters.

The 2009 NFL Draft made history for the Huskies as four UConn players were selected in the first 63 selections. UConn is the only BIG EAST school to have four players picked that early since the league was reorganized in 2005. UConn had two players selected in the 2010 NFL Draft.

The veteran of the UConn group is in his sixth year in the league. Quarterback **Dan Orlovsky** is in his second season with the Houston Texans after spending his first four with the Detroit Lions.

Fullback **Deon Anderson** was in his fourth year with the Dallas Cowboys and after being released by the Cowboys was picked up by the Miami Dolphins.

UConn currently has two third-year players on NFL rosters: defensive back **Tyvon Branch** of the Oakland Raiders – a fourth round pick. **Donald Thomas** was cut by the Miami Dolphins earlier in the year, but was recently picked up the Detroit Lions.

UConn has three NFL second year players, including **Donald Brown**, a running back who was UConn's first All-American in the BCS era and the Huskies' first NFL First Round Draft Pick. He's with the Indianapolis Colts and played in last year's Super Bowl.

Other second year players are: **Darius Butler** with the New England Patriots and **William Beatty** with the New York Giants.

UConn rookies in the NFL are **Marcus Easley**, who was drafted by the

# 2010 Husky Football Game Notes

Buffalo Bills in the fourth round of the 2010 draft, and **Robert McClain**, who was picked in the seventh by Carolina and made the 53-man roster. Easley suffered a season-ending knee injury during preseason camp.

**Larry Taylor** was assigned to the practice squad of the New York Jets, but has since been cut. Taylor was in his first year in the NFL after spending the previous two years in the CFL with the Montreal Alouettes. He was the 2009 CFL Special Teams Player of the Year as Montreal won the Grey Cup.

**Cody Brown** was cut by the Arizona Cardinals, but he has been picked up by the New York Jets on the practice squad.

Also cut were **Julius Williams** of the Jacksonville Jaguars, who made the team last as a free agent; and **Tyler Lorenzen** of the New Orleans Saints, who was on the team's practice squad and earned a Super Bowl championship ring.

## HUSKIES IN THE CFL

In addition, there were **six** former Huskies that are playing in the Canadian Football League this year – **O'Neill Wilson** (British Columbia Lions) and **Jordan Younger** (Toronto Argonauts), were both seven-year players in the league.

**Maurice Lloyd** (Edmonton Eskimos) was in his fifth year in the CFL while **Shawn Mayne** (Montreal Alouettes) was in his fourth year and **Martin Bedard** (Montreal Alouettes) was in his second.

**James Hargrave**, who was one of the captains for the 2005 Huskies, is in his first year in the CFL with the Hamilton Tiger-Cats.

*Mayne and Bedard and the Montreal team won Grey Cup championship game on Nov. 28 by a 21-18 score against Lloyd and Edmonton.*

## HUSKIES IN THE UFL

There were **three** former Huskies that played in the United Football League for the local Hartford Colonials franchise – which also plays at Rentschler Field. The three were – tailback **Andre Dixon**, offensive lineman **Keith Gray** and linebacker **Danny Lansanah**.

## SCOUT TEAM PLAYER OF THE WEEK

Each week head coach **Randy Edsall** issues an award for the Scout Team Players of the Week.

**MICHIGAN** – Jonathan Jean-Louis (offense), Yawin Smallwood (defense), Brandon Steg (special teams).

**TEXAS SOUTHERN** – Tebucky Jones (offense), Chris Lopes (defense), Mike Osiecki (special teams).

**TEMPLE** – Gus Cruz (offense), Tim Willman (defense), Malik Generett (special teams).

**BUFFALO** – Reuben Frank (offense), Brandon Steg (defense), Tevryn Brandon (special teams).

**VANDERBILT** – Tyler Bullock (offense), Mike Osiecki (defense), Ty-Meer Brown (special teams).

**RUTGERS** – Scott McCummings (offense), Tim Willman (defense), Matt Edwards (special teams).

**LOUISVILLE** – Lyle McCombs (offense), Emmanuel Omokaro (defense), Malik Generett (special teams).

**WEST VIRGINIA** – Andrew Opoku (offense), Alex Kantor (defense), Tebucky Jones (special teams).

**PITTSBURGH** – Mark Hansson (offense), Jonathan Louis (defense), Ty-Meer Brown (special teams).

**SYRACUSE** – Teddy Baker (offense), Brandon Steg (defense), Byron Jones (special teams).

**CINCINNATI** – Alex Kaiser (offense), Alex Kantor (defense), Reuben Frank (special teams).

**USF** – Lyle McCombs (offense), Ty-Meer Brown (defense), Nasir Abudu (special teams).

## GAME BALLS

After each UConn victory, head coach Randy Edsall awards game balls for the team's top performer on offense, defense and special teams.

**TEXAS SOUTHERN** – Jordan Todman (offense), Lawrence Wilson (defense), Anthony Sherman (special teams).

**BUFFALO** – Robbie Frey (offense), Jerome Junior (defense), Anthony Sherman (special teams).

**VANDERBILT** – Jordan Todman (offense), Bliidi Wreh-Wilson (defense), Nick Williams (special teams).

**WEST VIRGINIA** – Zach Frazer and Jordan Todman (offense), Sio Moore (defense), Dave Teggart and Cole Wagner (special teams).

**PITTSBURGH** – John Delahunty, Ryan Griffin, Zach Hurd, Corey Manning, Adam Masters, Mathieu Olivier, Moe Petrus, Mike Ryan, Anthony Sherman, Jordan Todman (offense), Jerome Junior, Kendall Reyes (defense), Nick Williams (special teams).

**SYRACUSE** – Jordan Todman (offense), Kendall Reyes (defense), Cole Wagner (special teams).

**CINCINNATI** – Jordan Todman (offense), Kendall Reyes (defense), Robbie Frey (special teams).

**USF** – Robbie Frey (offense), Lawrence Wilson (defense), Dave Teggart and Cole Wagner (special teams).

## ACTIVE CAREER LEADERS:

Robbie Frey (7), Jordan Todman (6), Lawrence Wilson (6), Anthony Sherman (5), Scott Lutrus (4), Dave Teggart (4), Moe Petrus (3), Kendall Reyes (3), Cole Wagner (3), Jerome Junior (2), Nick Williams (2), John Delahunty (1), Ryan Griffin (1), Zach Frazer (1), Sio Moore (1), Zach Hurd (1), Corey Manning (1), Adam Masters (1), Mathieu Olivier (1), Mike Ryan (1), Trevardo Williams (1), Bliidi Wreh-Wilson (1).

## HUSKIES ON THE REBOUND

UConn is **26-15** in games following a loss since Oct. 26, 2002.

## BALL CONTROL IS THE KEY

A telling sign of UConn's strong performance on both sides of the ball during its tenure as a FBS program has been its ability to both record and prevent long drives. *Since the start of the 2002 season, UConn's offense has strung together 75 scoring drives of at least 80 yards while the Husky defense has surrendered just 53 such marches – including two by Michigan on Sept. 4, one by Buffalo on Sept. 25 and one vs. Cincinnati on Nov. 27.*

UConn also holds a **19-6** advantage over its opponents in the number of 90-yard and over drives since becoming a I-A program. Michigan had a 96-yarder on Sept. 4.

## HUSKIES DOMINATING ON BOTH SIDES OF THE BALL

Over the past **101** games, UConn has outgained its opponent **63** times. This stretch, like many UConn trends, dates back to a 28-24 loss at Vanderbilt on Oct. 26, 2002.

## CONNECTICUT'S FOUR CAPTAINS

The UConn team selected four team captains for the 2010 season, **Scott Lutrus** and **Anthony Sherman** (both for the second-consecutive year) and **Zach Hurd** with **Kendall Reyes**. **Jasper Howard**, who passed away last season and would have been a senior in 2010, is an honorary captain.

# OFFENSE NOTES

## TODMAN LEADS THE RUSHING GAME

Junior **Jordan Todman** (North Dartmouth, Mass.) has led Connecticut in rushing in all 11 games this season that he has played in with 105 yards and a touchdown vs. Michigan, 151 yards and three TDs vs. Texas Southern, 192 yards on 26 carries vs. Temple, had 190 yards on 37 carries and two TDs vs. Vanderbilt, 123 yards and one TD against Rutgers, 80 yards vs. Louisville and 113 vs. West Virginia with a **career-high 222 vs. Pittsburgh**. Todman had 130 yards with two TDs vs. Syracuse and 175 yards on 31 carries. He had 175 yards and three TDs with 31 carries vs. Cincinnati and 93 yards on 33 carries vs. USF.

He had missed the Buffalo game due to an injury suffered vs. Temple.

Todman was named the BIG EAST Offensive Player of the Year and a First Team All-BIG EAST pick. He has been named a Second Team All-American by the Walter Camp Football Foundation

*Todman was named the BIG EAST Offensive Player of the Week following the Huskies overtime win against West Virginia on Oct. 29 and for Nov. 27 vs. Cincinnati.*

**He had a 66-yard TD rush against the Scarlet Knights -- marking a career-high long rush.**

He is ranked second in the country in rushing and first in the BIG EAST at 143.09 yards per game. He was named to the BIG EAST Weekly Honor Roll for his efforts against Texas Southern, Temple, Vanderbilt and Syracuse.

The Cincinnati game was his 14th 100-yard game of his career with five last year.



He has now rushed for 100 yards or more in 11 of his last 13 regular season games. Todman was the leading returning rusher for the Huskies last season as **he rushed for 1,188 yards last year – the sixth-highest mark in school history.**

He also teamed with the graduated Andre Dixon (who rushed for 1,093 yards in '09) to mark the first time UConn had two 1,000 yard rushers in the same season. UConn was just one of two FBS schools to have multiple 1,000 yard rushers last year – along with Nevada.

Todman was a Second Team All-BIG EAST performer in 2009 and became the 11th Husky to rush for 1,000 yards. His 235 carries in 2009 was the sixth-highest in school history and his 14 rushing TDs is tied for fifth.

*Todman was named one of the "Players to Watch" for the National Player of the Year Award by the New Haven, Conn.-based Walter Camp Football Foundation.*

*He was named a preseason candidate for the Doak Walker Award, given to the top running back in the nation. Despite his numbers, Todman was not selected as one of eight finalists for the award.*

## TODMAN AND THE UCONN RECORD BOOKS

### Career Net Yards

1.	3800	Donald Brown	2006-08
2.	3187	Terry Caulley	2002-06
3.	<b>3058</b>	<b>Jordan Todman</b>	<b>2008-current</b>
4.	2624	Wilbur Gilliard	1992-95
5.	2515	Ed Long	1991-94

### Career Rushing Touchdowns

1.	34	Wilbur Gilliard	1992-95
2.	33	Donald Brown	2006-08
3.	<b>31</b>	<b>Jordan Todman</b>	<b>2008-current</b>
	31	Terry Caulley	2002-06

### Career Carries

1.	698	Donald Brown	2006-08
2.	<b>584</b>	<b>Jordan Todman</b>	<b>2008-current</b>
3.	570	Terry Caulley	2002-06
4.	524	Ed Long	1991-94
5.	515	Tony Jordan	1978-80

*He is also currently second in school history in yards per rush – trailing career leader Terry Caulley by 35.5 one-hundredths of a point. Caulley's average was 5.591 yards per carry, while Todman is at 5.236.*

### Single-Season Rushing Yards

1.	2083	Donald Brown	2008
2.	<b>1574</b>	<b>Jordan Todman</b>	<b>2010</b>
3.	1262	Tory Taylor	1995
4.	1247	Terry Caulley	2002
5.	1233	Eric Torkelson	1973
6.	1218	Cornell Brockington	2004
7.	<b>1118</b>	<b>Jordan Todman</b>	<b>2009</b>
8.	1162	Kevin Wesley	1989
9.	1099	Wilbur Gilliard	1993
10.	1093	Andre Dixon	2009

In the victory against Pittsburgh, Todman went over the 1,000 yard mark for the season. That mark has been reached a total of 13 times in school history (by 12 players) and **Todman becomes the first Husky to ever rush for 1,000 or more yards in two seasons.**

Todman's 302 carries this year is second in school single-season history while Donald Brown holds the record with 367 in 2008. His 143.1 yards per game is currently second in school history behind Brown with 160.2 in 2008.

**In terms of single-game records, his 37 carries against Pittsburgh it tied for third all-time and his 222 yards is tenth all-time.**

## FRAZER AN EXPERIENCED QB

Senior **Zach Frazer** started the first four games of the season for UConn at quarterback, saw backup time in the Louisville game and then returned to start the past five games – all of them victories.

**Frazer has seen action in 22 games for UConn over the past two-plus seasons and has 18 career starts. Frazer has an 8-1 record in games he has started in during the month of November, December and January.**

Frazer transferred to Connecticut from Notre Dame and sat out the 2007 season in Storrs.

Frazer began the 2009 season as UConn's starting QB and led the Huskies to a win at Ohio. He was injured in the loss to North Carolina and did not play in the next five games. He was called into action on Oct. 31 vs. Rutgers when Cody Endres

went down and was 21 of 46 for 333 yards, one TD and three interceptions.

Frazer started the final five games of 2009 and led the Huskies to wins in the final four. Following the three interceptions vs. Rutgers, he threw just two more in the next five games.

He led his team to a double-OT win over his former school, Notre Dame, and was 12 of 25 for 141 yards against the Irish. He also enjoyed an outstanding game in the regular season final vs. USF as he was 20 of 30 for 225 yards and a pair of TDs. Frazer made his collegiate debut in UConn's win over Louisville in 2007. He came into the game late in the first half after starting QB Tyler Lorenzen suffered a broken foot. He led UConn to a comeback win over Louisville as he was eight of 15 for 90 yards and a TD – *despite not having played in a football game since his high school senior year of 2005 in Mechanicsburg, Pa.*

## EXPERIENCE ON THE LINE

Todman and company are having a chance to run the offense behind a very experienced line this year. UConn returned players that made 49 of the 65 starts on the offensive line in 2009.

UConn's returning offensive linemen made a total of 75 starts over their careers entering the 2010 season.

Senior offensive guard **Zach Hurd** (Waterford, Conn.) and junior center **Moe Petrus** (St. Laurent, Que.) lead the way with 38 career starts, including the first 12 games of the 2010 season.

## FREY GETS CAREER HIGH...AGAIN

Junior **Robbie Frey** (Lehigh, Pa.) rushed for a career-high 112 yards with a TD on Sept. 25 vs. Buffalo as he assumed the No. 1 tailback-back role in the game in the second half. Frey had all of his carries and rushing yardage in the second half.

**Frey was named to the BIG EAST Conference Weekly Honor Roll for his efforts.**

Frey underwent surgery and has missed the Rutgers and Louisville games and carried the ball once vs. West Virginia and five times for 23 yards against Pittsburgh. He had eight carries for 25 yards against Syracuse and had 15 carries for 48 yards and a TD vs. Cincinnati. **He had several key carries in the game as Todman was banged up for much of the first half.**

He is now the second-leading rusher on the Husky team with 381 yards on 70 carries (5.4 avg.) with four TDs.

Frey's previous career high came when he had 101 yards with two TDs on 12 carries against Texas Southern on Sept. 11. The 101 yards was his career high and he had a 63-yard rush for a touchdown, which was also a career-high.

He carried the ball four times for 12 yards against Michigan on Sept. 4 and had 10 carries for 44 yards against Temple.

He ended his season in 2009 on Oct. 31 as he suffered a knee injury against Rutgers. He also saw limited practice time during the spring.

Frey had a solid day returning kickoffs on October 24, 2009 vs. West Virginia as he had a career-high 136 yards on five returns. His high was 55 yards in the second quarter – which set up a TD drive.

He had three returns for 163 yards vs. Rutgers before a shoulder injury ended his day and season. He had a 100-yard kickoff return for a touchdown vs. the Scarlet Knights – the third in school history – which was matched by Nick Williams this year against Rutgers.

## THE RECEIVERS STANDING UP

As experienced as UConn was in many areas of its team entering the year, it did lack that at the wide receiver position.

UConn lost its top two receivers from last year in Marcus Easley (48 rec., 893 yards, 8 TD) and Brad Kanuch (27 rec., 325 yards and a TD). Those two combined for 75 of UConn's 214 receptions (35 percent) and nine of UConn's 16 receiving TDs (56.3 percent).

UConn's leading returning receiver entering the year was redshirt junior **Isiah Moore** (Cambridge, Mass.), who had 24 receptions for 286 yards and a TD. Second is redshirt sophomore tight end **Ryan Griffin** (Londonderry, N.H.) with 23 for 272 yards.

Junior **Mike Smith** (Houston, Texas) leads the Huskies in receiving this year with 42 for 595 yards and two TDs. Redshirt junior **Kashif Moore** (Burlington, N.J.) has 32 for 390 and four TDs.

Prior to the Cincinnati game when Kashif Moore had one reception, he was the only Husky to have multiple receptions in all ten games *Moore had multiple receptions in 12-straight games dating back to last year's wins over USF and South Carolina.*

## DEFENSE NOTES

### DEFENSE AMONG THE NATION'S BEST

UConn's defensive unit was amongst the best in the nation in 2007 and 2008. In 2008, the UConn scoring defense was ranked 22nd in the country and third in the BIG EAST at 19.77 points per game and was sixth in the nation and first in the BIG EAST in total defense, giving up just 278.00 yards per game. UConn was also first in the league in pass efficiency defense and ninth in the country.

**This season, the UConn defense is ranked 16th in pass efficiency defense and tied for 23rd in scoring defense.**

### WHAT A TWO GAMES FOR REYES

UConn junior defensive lineman **Kendall Reyes** (Nashua, N.H.) has had a pair of career games against Syracuse (Nov. 20) and Cincinnati (Nov. 27). He was named to the weekly BIG EAST Honor Roll in each of the past weeks.

Against Cincinnati, he had 2.5 tackles for a loss of 75 yards and a key late second quarter interception that he returned 79 yards. UConn scored a TD off that interception to take a 24-10 halftime lead. The interception was key as UC had moved the ball to the UConn nine.

Against Syracuse, he made his first career interception in the second quarter, which gave UConn the ball at the SU 38 and set up a field goal scoring drive that made it 10-3 in favor of UConn.

In the third quarter, he made the game-changing play as he sacked SU quarterback **Ryan Nassib** deep in Orange territory and forced a fumble which Husky **Trevardo Williams** recovered at the SU four-yard line. A play later, Todman scored on a two-yard run and UConn had a 17-6 lead.

### WREH-WILSON HONORED BY BIG EAST; UCONN HAS GOOD INTERCEPTION RATIO

UConn's defense has recorded 19 interceptions this season while the offense has only given up seven. UConn's 19 interceptions have been returned for touchdowns four times – the most for the Huskies since 2007.

Redshirt sophomore **Jerome Junior** (Baltimore, Md.) leads the way for UConn with four interceptions with one for a TD this season.

Redshirt sophomore **Bledi Wreh-Wilson** (Edinboro, Pa.) has three interceptions on the year and has returned two of them for TDs. He was named the BIG EAST Defensive Player of the Week for his performance against Vanderbilt. He had a 44-yard interception return for a touchdown and returned a fumble 24 yards that set up UConn's first score. He had a total of five tackles on the day.

**It marked the second week in a row that a Husky had earned Defensive Player of the Week honors in the BIG EAST as Sio Moore earned it following the Buffalo game.**

*Wreh-Wilson's two INT returns for a touchdown this season ties the single-season.* He is the fourth Husky to have two TD returns in a single season, joining teammate **Scott Lutrus** in 2007.

### SIO MOORE COLLECTS THE HONORS

UConn redshirt sophomore **Sio Moore** (Apex, N.C.) had a tremendous game vs. West Virginia on Oct. 29. He led UConn with 17 tackles and also had three tackles for a loss, two forced fumbles and a fumble recovery.

*For his efforts, Moore was named the BIG EAST Conference Defensive Player of the Week for the second time this season. He was also named the National Defensive Player of the Week by the Walter Camp Football Foundation of New Haven, Conn., and the Football Writers Association of America/Bronko Nagurski Award.*

Moore started the first game of his collegiate career on Sept. 25 vs. Buffalo. He responded well as he led the team in tackles with 16 and also had an interception. For his efforts, Moore was named the *BIG EAST Conference Defensive Player of the Week.*

He had another solid effort vs. Vanderbilt and was second on the team with eight tackles. He was also second on the team in tackles against Rutgers with 12, including three for a loss. Moore had eight tackles against Louisville.

*Moore is second on the team in tackles with 104.*

Moore had played in the first three games as a backup in 2009 and saw action in four games last year with six tackles.

He played his freshman year of high school football at West Haven High School in Connecticut before moving to North Carolina.

### WILSON HONORED BY BIG EAST FOR PITT GAME

UConn senior linebacker **Lawrence Wilson** (Birmingham, Ala.) is the leading tackler on the Husky team with 115 stops this year. For the second-straight season, he was named a First Team All-BIG EAST pick. He was also the leading tackler on the Husky team in 2009 with 140 stops.

Wilson has continued in 2010 right where he was in 2009 as he led the Huskies with 12 tackles vs. Michigan, seven against Texas Southern, six vs. Temple, 14 vs. Buffalo, nine vs. Vanderbilt, 14 vs. Rutgers and 16 vs. Louisville. He had six tackles in the win vs. West Virginia and had 11 with a sack in the win vs. Pittsburgh. Wilson had eight tackles against Syracuse and seven vs. Cincinnati and five vs. USF.

**Wilson was named the BIG EAST Defensive Player of the Week for his performance against Pittsburgh.**

Wilson is the leading tackler in the BIG EAST Conference with 9.58 per game, which is tied for 26th in the country.

Wilson had a 55-yard interception return for a touchdown in the second quarter of the USF game. *Wilson now has five career interceptions – three of which have been returned for TDs. The three interceptions returned for a TD is a school record.*

Wilson has started 49 games during his career. **Wilson now has 441 career tackles at UConn, which is second in school history.**

Here is where Wilson stands in all-time tackles at UConn.

#### Tackles (Since 1978)

- |    |     |                        |                     |
|----|-----|------------------------|---------------------|
| 1. | 495 | John Dorsey            | 1980-83             |
| 2. | 441 | <b>Lawrence Wilson</b> | <b>2007-current</b> |
| 3. | 428 | Troy Ashley            | 1986-89             |
| 4. | 412 | Maurice Lloyd          | 2001-04             |
| 5. | 394 | Mike Jansen            | 1985-87             |

### JOSEPH HAS BIG DAY VS. VANDERBILT

UConn sophomore **Jesse Joseph** (Laval, Que.) enjoyed an exceptional day vs. Vanderbilt on Oct. 2. He had six tackles, three tackles for a loss, a pair of sacks and a forced fumble.

Joseph missed the Rutgers game with an injury ending a streak of starting the first 18 games of his collegiate career.

He leads the Huskies in sacks this year with 8.5 (20th in the country and third in BIG EAST) and is first in tackles for a loss with 11.5.

Joseph started his first career game for the Huskies in last year's opener. He became the first Husky to start as a true freshman in a season-opener since punter **Shane Hussar** in 2004. Tailback **Terry Caulley** and fullback **Deon Anderson** both started the season-opener as true freshmen in 2002.

Joseph wound up starting all 13 games and had 38 tackles on the season.

*Joseph became the first player to start the opening game as a true freshman on defense in the UConn FBS era – since 2002.*

## SPECIAL TEAMS NOTES

### TEGGART KICKS INTO HISTORY

Redshirt junior **Dave Teggart** (Northborough, Mass.) kicked what has to be considered the most important field goal in UConn history against USF on Dec. 4 – and he might have hit upon the second most important in the same game.

Teggart kicked a career-long 52-yard FG with 17 seconds left to play to give UConn a 19-16 win over USF to advance to the BCS.

Earlier in the fourth quarter of the game, he hit a career-long 50-yarder that gave UConn a 16-6 lead with 13:39 to go.

He has connected on all 97 of his extra point attempts during his career – including 47 last year and 34 this year. The 47-straight extra points from last year is a school record (based on a single-season) from last year.

*His 50 career field goals is a school record, which he broke with a 24-yard FG vs. Cincinnati.*

**His 97 extra points is third in school history while Matt Nuzie had 124 from 2003-06 for the record and Nick Sosik (1990-93) is second with 99. His 247 career points is second in school history while again Nuzie leads with 259.**

**Teggart's 23 field goals this year is first in school single-season history while Tony Ciaravino had 22 in 2007.** He had a total of 14 field goals in 2009 which is the sixth-highest in school history while his 13 as a freshman is seventh. He now owns three of the top seven single-season field goal marks in school history.

Teggart kicked a 27-yard field goal in overtime to lift UConn to a 16-13 win over



West Virginia on Oct. 29. He had a total of three field goals in that game and was named the BIG EAST Special Teams Player of the Week for his efforts.

The final play game-winner was the second of his career as he ended the 2009 regular season in fine form as he booted a 42-yard field goal as time expired to give the Huskies a 29-27 win over USF.

Teggart also had three field goals in the Pittsburgh and Syracuse wins and has now made 14 of his last 15 attempts.

*Dating back to 2009, Teggart had kicked a field goal in 13 of the past 14 games.* Teggart kicked a 29-yard field goal with 1:10 to go that tied the game vs. Notre Dame (Nov. 21, 2009) – a contest the Huskies eventually won in overtime.

**Teggart is the first kicker in school history to successfully convert his first 11 field goal attempts.**

## **BIG SHOES TO FILL AT PUNTING**

UConn lost a highly experienced punter from the last three years in Desi Cullen. Cullen graduated as the leading punter in school history in terms of average at 41.1 yards per boot. Last season, he averaged 42.8 yards per punt (another school record) and had two of the top six punting seasons in school history.

Redshirt freshman **Cole Wagner** (York, Pa.) has had 72 punts for an average of 40.7 yards this year. *His long is 66 yards and he has had an impressive 24 within the 20-yard line.*

## **NICK WILLIAMS AND KICKOFF RETURNS**

UConn sophomore **Nick Williams** (East Windsor, N.J.) has returned two kickoffs for TDs this season. Against Pittsburgh he returned a kickoff 95 yards for a touchdown. The KO return came at a key time as the Panthers had just gone up by eight points, 21-13.

Williams also had a 100-yard KO return this year for a touchdown – the fourth in school history.

Williams does not have enough KO returns to qualify for the NCAA statistics – he has 11 and would need 12 to meet the 1.2 minimum per game played. Williams has a 42.1 yard per return average – easily ahead of national leader William Powell of Kansas State, who has a 34.57 average.

**Williams is just the second Husky ever to have two KO returns for a TD in a career** – joined by Tyvon Branch, who had both of his in 1997.

# STADIUM/ ATTENDANCE NOTES

## **RENTSCHLER FIELD**

The Huskies moved into brand new Rentschler Field in East Hartford for the 2003 season. Conveniently located within miles of Interstates 91, 84 and 384, the home of the Huskies lies on 75 acres of land donated to the State of Connecticut from the historic Pratt & Whitney Airfield. The stadium, like the former airfield, is named for that company's founder, Frederick Rentschler. The stadium boasts a capacity of 40,000 with 38 luxury suites in a massive press box tower which helps enclose the natural grass field.

## **A HOT TICKET**

Swelling interest in the Husky football program as it gradually moved up into BIG EAST play can perhaps be best evidenced by the rise in attendance. UConn sold 28,000 season tickets in 2008 and sold its entire allotment of student season tickets at 4,700. These figures are staggering sums considering that the entire 2001 season ticket base was around 4,000. In 2002, the number reached 11,300 in the final season of Memorial Stadium. The burgeoning season ticket base more than doubled to 24,000 for the inaugural season at Rentschler Field and rose to 28,000 a year later in 2004. UConn reached an all-time high of 32,000 season tickets in 2005.

## **SELLOUT STATS**

The Huskies have sold out **29** of their first **51** dates at Rentschler Field, including a stretch of **12 in a row**.

*UConn has played to 96.7-pct. of capacity all-time there, drawing 1,963,448 fans, or an average of 38,469 per game.*

## **RENTSCHLER FIELD PROVES FRIENDLY FOR HUSKIES**

The Huskies went 7-0 at home in 2007 at Rentschler Field and also 6-0 this year. UConn's 3-4 mark at home in 2006 was its only sub-.500 record at Rentschler Field.

The seven home wins in 2007 set a school record for a single season which was previously set in 2004.

UConn presently stands at **39-12 all-time at Rentschler Field** including a **22-4 mark in non-conference games**.

## **MICHIGAN, TENNESSEE WILL VISIT RENTSCHLER FIELD**

Following UConn's trip to Ann Arbor on Sept. 4, the Wolverines will come to Rentschler Field on Sept. 21, 2013 to take on the Huskies.

UConn will also play a home-and-home series with Tennessee beginning in 2015 with the Volunteers coming to Rentschler Field on Sept. 26 with a return trip to Knoxville on Sept. 3, 2016.

Other upcoming non-conference opponents coming to Rentschler Field include Iowa State (2011), North Carolina State (2012) and Maryland (2013). UConn has now played host to non-conference opponents from the Atlantic Coast Conference, Big 10, Big XII and Southeastern Conference at Rentschler Field.

## **MEDIA CONFERENCE SCHEDULE**

### *All Times Mountain Standard*

### **Sunday, December 26**

Tostitos Fiesta Bowl Oklahoma Arrival Press Conference  
Time TBD (Sky Harbor Airport)

Tostitos Fiesta Bowl Connecticut Arrival Press Conference  
Time TBD (Sky Harbor Airport)

### **Monday, December 27**

8:30 a.m. – Tostitos Fiesta Bowl Connecticut Defensive Coordinator and players (JW Marriott Camelback Inn Resort)

9:30 a.m. – Tostitos Fiesta Bowl Oklahoma Offensive Coordinator and players (JW Marriott Camelback Inn Resort)

### **Tuesday, December 28**

8:30 a.m.–Tostitos Fiesta Bowl Connecticut Offensive Coordinator and players (JW Marriott Camelback Inn Resort)

9:30 a.m.–Tostitos Fiesta Bowl Oklahoma Defensive Coordinator and players (JW Marriott Camelback Inn Resort)

### **Wednesday, December 29**

Media Day, Head Coach and entire team in jerseys without pads (JW Marriott Camelback Inn Resort)

9:00 a.m. – Presentation to Tostitos Fiesta Bowl Connecticut Head Coach Randy Edsall

9:05 a.m. – Tostitos Fiesta Bowl Connecticut Media Day

10:00 a.m. – Presentation to Tostitos Fiesta Bowl Oklahoma Head Coach Bob Stoops

10:05 a.m. – Tostitos Fiesta Bowl Oklahoma Media Day

### **Thursday, December 30**

Selected players for both Tostitos Fiesta Bowl teams available for interviews at practices sites

Times TBD (Pinnacle High School & Scottsdale Community College)

### **Friday, December 31**

8:30 a.m.–Tostitos Fiesta Bowl Connecticut Head Coach Randy Edsall Press Conference (JW Marriott Camelback Inn Resort)

8:55 a.m. – Photo Opportunity with both Tostitos Fiesta Bowl Head Coaches

9:00 a.m. – Tostitos Fiesta Bowl Oklahoma Head Coach Bob Stoops Press Conference (JW Marriott Camelback Inn Resort)

### **Saturday, January 1**

40th Annual Tostitos Fiesta Bowl

6:30 p.m. Kickoff, University of Phoenix Stadium

## The Last Time an Individual...

### KICKOFF RETURN FOR A TOUCHDOWN

**By UConn:** Nick Williams (95), vs. Pittsburgh, Nov. 11, 2010  
**By Opp.:** Devin McCourty, (98), Rutgers, Oct. 31, 2009

### OPENING KICKOFF RETURN FOR A TOUCHDOWN

**By UConn:** Larry Taylor (97), vs. Temple, Oct. 23, 2004  
**By Opp.:** Devin McCourty, (98), Rutgers, Oct. 31, 2009

### STANDARD PUNT RETURN FOR A TOUCHDOWN

**By UConn:** Robert McClain (87), vs. Cincinnati, Nov. 7, 2009  
**By Opp.:** Doug Beaumont (74), Louisville, Oct. 23, 2010

### BLOCKED PUNT RETURN FOR A TOUCHDOWN

**By UConn:** Cathlyn Clarke (31), vs. Kent State, Nov. 9, 2002  
**By Opp.:** Parker Cantey (0), Syracuse, Nov. 15, 2008

### INTERCEPTION RETURN FOR A TOUCHDOWN

**By UConn:** Lawrence Wilson (55), at USF, Dec. 4, 2010  
**By Opp.:** Greg Williams (20), Pittsburgh, Dec. 6, 2008

### FUMBLE RETURN FOR A TOUCHDOWN

**By UConn:** Dwayne Gratz (34), vs. Syracuse, Nov. 28, 2009  
**By Opp.:** Adrian Robinson (24), Temple, Sept. 18, 2010

### 30-PLUS CARRIES

**By UConn:** Jordan Todman (33), at USF, Dec. 4, 2010  
**By Opp.:** LaRod Stephens-Howling (32), Pittsburgh, Nov. 11, 2006

### 100 YARDS RUSHING

**By UConn:** Jordan Todman (179), vs. Cincinnati, Nov. 27, 2010  
**By Opp.:** Bilal Powell (105), Louisville, Oct. 23, 2010

### 150 YARDS RUSHING

**By UConn:** Jordan Todman (179), vs. Cincinnati, Nov. 27, 2010  
**By Opp.:** Bernard Pierce (169), Temple, Sept. 18, 2010

### 200 YARDS RUSHING

**By UConn:** Jordan Todman (222), vs. Pittsburgh, Nov. 11, 2010  
**By Opp.:** Ray Rice (217), Rutgers, Oct. 22, 2005

### THREE RUSHING TOUCHDOWNS

**By UConn:** Jordan Todman (3), vs. Cincinnati, Nov. 27, 2010  
**By Opp.:** B.J. Daniels (3), USF, Dec. 5, 2009

### FOUR-PLUS RUSHING TOUCHDOWNS

**By UConn:** Jordan Todman (4), vs. Cincinnati, Nov. 7, 2009  
**By Opp.:** Tony Hollings (4), Georgia Tech, Sept. 7, 2002

### RUSHING TOUCHDOWN AND A RECEIVING TOUCHDOWN

**By UConn:** Andre Dixon, vs. Akron, Sept. 29, 2007  
**By Opp.:** Bernard Pierce, Temple, Sept. 18, 2010

### 50-PLUS PASSING ATTEMPTS

**By UConn:** Dan Orlovsky (51), at Syracuse, Oct. 30, 2004  
**By Opp.:** Zach Collaros (50), Cincinnati, Nov. 27, 2010

### 300 YARDS PASSING

**By UConn:** Zach Frazer (333), vs. Rutgers, Oct. 31, 2009  
**By Opp.:** Chas Dodd (322), Rutgers, Oct. 8, 2010

### 400 YARDS PASSING

**By UConn:** Dan Orlovsky (445), at Syracuse, Oct. 30, 2004  
**By Opp.:** Zach Collaros (480), Cincinnati, Nov. 7, 2009

### THREE TOUCHDOWN PASSES

**By UConn:** D.J. Hernandez (4), vs. Pittsburgh, Nov. 11, 2006  
**By Opp.:** Jerry Davis (3), Buffalo, Sept. 25, 2010

### FOUR-PLUS TOUCHDOWN PASSES

**By UConn:** D.J. Hernandez (4), vs. Pittsburgh, Nov. 11, 2006  
**By Opp.:** Brian Brohm (4), Louisville, Dec. 2, 2006

### TEN-PLUS RECEPTIONS

**By UConn:** Cornell Brockington (10), at Syracuse, Oct. 30, 2004  
**By Opp.:** Mardy Gilyard (12), Cincinnati, Nov. 7, 2009

### 100 YARDS RECEIVING

**By UConn:** Michael Smith (130), vs. Buffalo, Sept. 25, 2010  
**By Opp.:** Armon Binns (107), Cincinnati, Nov. 27, 2010

### 150 YARDS RECEIVING

**By UConn:** Marcus Easley (157), vs. West Virginia, Oct. 24, 2009  
**By Opp.:** Mardy Gilyard (172), Cincinnati, Nov. 7, 2009

### 200 YARDS RECEIVING

**By UConn:** Dak Newton (222), vs. Villanova, Oct. 5, 1996  
**By Opp.:** Brian Forster (205) and Dameon Reilly (204), URI, Nov. 16, 1985

### TWO RECEIVING TOUCHDOWNS

**By UConn:** Marcus Easley (2), vs. Syracuse, Nov. 28, 2009  
**By Opp.:** Ed Young (3), Buffalo, Sept. 25, 2010

### THREE-PLUS RECEIVING TOUCHDOWNS

**By UConn:** Dak Newton (3), vs. Villanova, Oct. 5, 1996  
**By Opp.:** Ed Young (3), Buffalo, Sept. 25, 2010

### 70-YARD PUNT

**By UConn:** Chris Pavasaris (74), at Louisville, Dec. 2, 2006  
**By Opp.:** Tyson Beattie (71), Indiana, Sept. 23, 2006

### MADE A 50-PLUS YARD FIELD GOAL

**By UConn:** Dave Teggart (52 and 50), at USF, Dec. 4, 2010  
**By Opp.:** Matt Weller (50), Ohio, September 5, 2009

### THREE FIELD GOALS

**By UConn:** Dave Teggart (4), at USF, Dec. 4, 2010  
**By Opp.:** Justin Brockhaus-Kann (3), USF, Dec. 4, 2010

### FOUR FIELD GOALS

**By UConn:** Dave Teggart (4), at USF, Dec. 4, 2010  
**By Opp.:** Chris Philpott (4), Louisville, Oct. 23, 2010

### TWO SACKS

**By UConn:** Jesse Joseph (2), vs. Vanderbilt, Oct. 2, 2010  
**By Opp.:** Brandon Mills (2), Cincinnati, Nov. 27, 2010

### THREE-PLUS SACKS

**By UConn:** Lindsey Witten (4), vs. North Carolina, Sept. 12, 2009  
**By Opp.:** Anthony Hoke (3), Cincinnati, Nov. 10, 2007

### TWO INTERCEPTIONS

**By UConn:** Jerome Junior (2), vs. Buffalo, Sept. 25, 2010  
**By Opp.:** Greg Williams (2), Pittsburgh, December 6, 2008

### THREE-PLUS INTERCEPTIONS

**By UConn:** Darius Butler (3), at Army, Oct. 1, 2005  
**By Opp.:** Derek Carter (3), Maine, Oct. 14, 1995



The Last Time a Team...

**BLOCKED PUNT**

By UConn: vs. Rutgers, October 18, 2008  
(Cody Brown block of Ted Dellaganna)  
By Opp.: Pittsburgh, December 6, 2008  
(Michael Toerper block of Desi Cullen)

**BLOCKED FIELD GOAL**

By UConn: vs. Murray State, Sept. 4, 2004  
(James Hargrave block of Morgan Riley)  
By Opp.: **Buffalo, Sept. 25, 2010**  
(Colby Way block of Dave Teggart)

**100-YARD RUSHER AND A 300-YARD PASSER**

By UConn: at Syracuse, Oct. 30, 2004  
(Cornell Brockington and Dan Orlovsky)  
By Opp.: Notre Dame, Nov. 21, 2009  
(Armando Allen and Jimmy Clausen)

**100-YARD RECEIVER AND A 300-YARD PASSER**

By UConn: at West Virginia, Oct. 24, 2009  
(Marus Easley and Cody Endres)  
By Opp.: Notre Dame, Nov. 21, 2009  
(Golden Tate, Michael Floyd, and Jimmy Clausen)

**100-YARD RUSHER, 100-YARD RECEIVER AND A 300-YARD PASSER**

By UConn: at Syracuse, Oct. 30, 2004  
(Cornell Brockington, Keron Henry and Dan Orlovsky)  
By Opp.: Notre Dame, Nov. 21, 2009  
(Armando Allen, Golden Tate, Michael Floyd, and Jimmy Clausen)

**TWO 100-YARD RUSHERS**

By UConn: vs. **Texas Southern, Sept. 11, 2010**  
(Jordan Todman and Robbie Frey)  
By Opp.: Louisville, Sept. 26, 2008  
(Bidal Powell and Vic Anderson)

**TWO 100-YARD RECEIVERS**

By UConn: vs. Massachusetts, Oct. 17, 1998  
(John Fitzsimmons and Carl Bond)  
By Opp.: **Rutgers, Oct. 8, 2010**  
(Mark Harrison and Jeremy Deering)

**TWO QBS THROW OVER 100 YARDS**

By UConn: vs. Middle Tennessee, Nov. 4, 2000  
(Chris Willis and Luke Richmond)  
By Opp.: Cincinnati, October 25, 2008  
(Tony Pike and Chazz Anderson)

**30-PLUS FIRST DOWNS**

By UConn: 30, vs. Pittsburgh, Nov. 11, 2006  
By Opp.: 34, Villanova, Oct. 16, 1999

**FEWER THAN 10 FIRST DOWNS**

By UConn: 9, vs. Wake Forest, Dec. 29, 2007  
By Opp.: 5, Rhode Island, Sept. 26, 2009

**LESS THAN 50 YARDS RUSHING**

By UConn: 22, at Cincinnati, Nov. 10, 2007  
By Opp.: **18, Texas Southern, Sept. 11, 2010**

**ATTEMPTED 50-PLUS PASSES**

By UConn: 56, vs. Rutgers, Oct. 31, 2009  
By Opp.: **50, Cincinnati, Nov. 27, 2010**

**300 YARDS RUSHING**

By UConn: 358, vs. Buffalo, Jan. 3, 2009  
By Opp.: 360, Syracuse, Nov. 28, 2009

**400 YARDS PASSING**

By UConn: 445, at Syracuse, Oct. 30, 2004  
By Opp.: 480, Cincinnati, Nov. 7, 2009

**LESS THAN 100 YARDS PASSING**

By UConn: **98, at Syracuse, Nov. 20, 2010**  
By Opp.: 96, Syracuse, Nov. 15, 2008

**90-PLUS OFFENSIVE PLAYS**

By UConn: 91, vs. Pittsburgh, Nov. 11, 2006  
By Opp.: **90, Buffalo, Sept. 25, 2010**

**500 YARDS OF TOTAL OFFENSE**

By UConn: 501, at West Virginia, Oct. 24, 2009  
By Opp.: 711, Cincinnati, Nov. 7, 2009

**600 YARDS OF TOTAL OFFENSE**

By UConn: 600, vs. Liberty, Sept. 10, 2005  
By Opp.: 711, Cincinnati, Nov. 7, 2009

**TEN-PLUS PUNTS**

By UConn: **11, vs. Rutgers, Oct. 8, 2010**  
By Opp.: 10, Rutgers, Oct. 31, 2009

**ZERO PUNTS**

By UConn: at Syracuse, Oct. 30, 2004  
By Opp.: unknown (records available since 1961)

**SUCCESSFUL ONSIDE KICK**

By UConn: North Carolina, Sept. 12, 2009 (free kick)  
By Opp.: Pittsburgh, Sept. 22, 2007

**RECORDED A SAFETY**

By UConn: vs. **Vanderbilt, Oct. 2, 2010**  
(Ball snapped through the back of the end zone)  
By Opp.: North Carolina, September 12, 2009  
(Dan Ryan holding penalty in the end zone)

**MADE TWO-POINT CONVERSION**

By UConn: at Cincinnati, Nov. 7, 2009  
(Jordan Todman pass to Marcus Easley)  
By Opp.: Pittsburgh, Oct. 10, 2009  
(Bill Stull pass to Cedric McGee)

**SCORED 50 POINTS**

By UConn: **UConn 62, Texas Southern 3, Sept. 11, 2010**  
By Opp.: West Virginia 66, UConn 21, Nov. 24, 2007

**RECORDED A SHUTOUT**

By UConn: UConn 38, Maine 0, Sept. 8, 2007  
By Opp.: **Louisville 26, UConn 0, Oct. 23, 2010**

**RECORDED A SHUTOUT AT UCONN**

By UConn: UConn 38, Maine 0, Sept. 8, 2007  
By Opp.: Navy 30, UConn 0, Sept. 23, 1978

**WON BY 30 OR MORE POINTS**

By UConn: **UConn 62, Texas Southern 3, Sept. 11, 2010**  
By Opp.: West Virginia 66, UConn 21, Nov. 24, 2007

**CAME FROM AT LEAST 10 POINTS BEHIND TO WIN**

By UConn: **UConn 16, West Virginia 13**  
(trailed 10-0), **Oct. 29, 2010**  
By Opp.: Pittsburgh 24, UConn 21  
(trailed 21-6), Oct. 10, 2009

**SCORED ON FIRST PLAY FROM SCRIMMAGE**

By UConn: at Wake Forest, Nov. 15, 2003  
(O'Neil Wilson 55 pass from Dan Orlovsky)  
By Opp.: USF, Oct. 7, 2006  
(Matt Grothe 16 run)

**WON ON THE FINAL SNAP OF REGULATION (NOT OT)**

By UConn: UConn 29, South Florida 27, Dec. 5, 2009  
(Dave Teggart Field Goal)  
By Opp.: Pittsburgh 24, UConn 21, Oct. 10, 2009  
(Dan Hutchins field goal)

**OVERTIME WIN**

By UConn: **UConn 16, West Virginia 13, Oct. 29, 2010**  
By Opp.: Ball State 24, UConn 21, Sept. 28, 2002



## Offensive Career Highs

### MICHAEL BOH • FR • QB • #4

Most Attempts, game: ..... 12, at Louisville, 10/23/10  
 Most Comp., game: ..... 4, at Louisville, 10/23/10  
 Most Yards, game: ..... 35, at Louisville, 10/23/10  
 Longest Pass: ..... 15, at Louisville, 10/23/10  
 Most Rush Yards, game: ..... 22, at Louisville, 10/23/10

### DWAYNE DIFTON • SO • WR • #1

Most Receptions: ..... 6, vs. Vanderbilt, 10/2/10  
 Most Receiving Yds, game: ..... 58, vs. Vanderbilt, 10/2/10  
 Longest Reception: ..... 27, vs. Texas Southern, 9/11/10

### ZACH FRAZER • SR • QB • #10

Most Attempts, game: ..... 46, vs. Rutgers, 10/31/09  
 Most Comp., game: ..... 24, at North Carolina, 10/4/08  
 Most Yards, game: ..... 333, vs. Rutgers, 10/31/09  
 Longest Pass: ..... 52, vs. Cincinnati, 11/7/09  
 Most TD Pass, Game: ..... 2, 4x, last vs. Pittsburgh, 11/11/10

### ROBBIE FREY • JR • RB • #44

Most Carr., game: ..... 15, vs. Cincinnati, 11/27/10  
 Most Rush Yards, gm.: ..... 112, vs. Buffalo, 9/25/10  
 Longest Run: ..... 63, vs. Texas Southern, 9/11/10  
 Most TD runs, gm.: ..... 2, 2x, vs. Texas Southern, 9/11/10  
 Longest kick return: ..... 100 yards, vs. Rutgers, 10/31/09

### RYAN GRIFFIN • SO • TE • #94

Most Receptions: ..... 6, vs. Rutgers, 10/31/09  
 Most Rec. Yards, Game: ..... 80, vs. Rutgers, 10/31/09  
 Longest Reception: ..... 28, vs. Rutgers, 10/31/09

### ISIAH MOORE • JR • WR • #83

Most Receptions: ..... 4, 4x, last at Syracuse, 11/20/10  
 Most Rec. Yards, Game: ..... 76, at Baylor, 9/19/09  
 Longest Reception: ..... 28, at Baylor, 9/19/09

### KASHIF MOORE • JR • WR • #82

Most Receptions: ..... 5, 2x, last at Rutgers, 10/8/10  
 Most Rec. Yards, Game: ..... 77, vs. Cincinnati, 11/7/09  
 Longest Reception: ..... 67, vs. Louisville, 10/17/09

### ANTHONY SHERMAN • SR • FB • #49

Most Carries, game: ..... 3, vs. Akron, 9/30/07  
 Most Rush Yards, game: ..... 16, 2x, last at South Fla., 11/23/08  
 Longest Run: ..... 16, vs. West Virginia, 11/1/08  
 Most Receptions: ..... 7, vs. West Virginia, 11/1/08  
 Most Rec. Yards, Gm.: ..... 51, 2x, last vs. West Virginia, 11/1/08  
 Longest Reception: ..... 33, vs. Hofstra, 8/28/08

### D.J. SHOEMATE • JR • WR • #24

Most Carries, game: ..... 16, v s. Buffalo, 9/25/10  
 Most Rush Yards, game: ..... 60, vs. Buffalo, 9/25/10  
 Longest Run: ..... 28, vs. Texas Southern, 9/11/10

### MICHAEL SMITH • JR • WR • #80

Most Receptions: ..... 8, vs. Rhode Island, 9/26/09  
 Most Rec. Yards, Game: ..... 130, vs. Buffalo, 9/25/10  
 Longest Reception: ..... 56, vs. Buffalo, 9/25/10

### JORDAN TODMAN • JR • RB • #23

Most Carries, game: ..... 37, vs. Pittsburgh, 11/11/10  
 Most Rush Yards, game: ..... 222, vs. Pittsburgh, 11/11/10  
 Longest Run: ..... 66, at Rutgers, 10/8/10  
 Most TD runs, game: ..... 4, at Cincinnati, 11/7/09

### KELMETRUS WYLIE • JR • RB • #22

Most Carr., game: ..... 6, vs. Hofstra, 8/28/08  
 Most Rush Yards, gm.: ..... 23, vs. Hofstra, 8/28/08

## Special Teams Career Highs

### DAVE TEGGART • JR • PK • #38

Most FG's, game: ..... 4, 2x, last at USF, 12/4/10  
 Most FG att., game: ..... 5, at Temple, 9/18/10  
 Longest Made FG: ..... 52, at USF, 12/4/10  
 Longest Att. FG: ..... 52, at USF, 12/4/10  
 Most PAT's, game: ..... 7, 2x, last vs. Tx. Sthrn, 9/11/10  
 Most PAT att., game: ..... 7, 2x, last vs. Tx. Sthrn, 9/11/10  
 Most points, game: ..... 16, vs. Cincinnati, 10/25/08

### COLE WAGNER • FR • P • #86

Most Punts, game: ..... 11, at Rutgers, 10/8/10  
 Longest Punt: ..... 66, at Michigan, 9/4/10  
 Longest Punt Average, game: ..... 53.2, at USF, 12/4/10  
 Most Punts In20, game: ..... 3, 3x, last at Syracuse, 11/20/10



## Defensive Career Highs

### HARRIS AGBOR • SR • S • #25

Most Tackles, game: ..... 8, 2x, last vs. West Virginia, 10/29/10  
 Most TFL, game:..... 3, at Michigan, 9/4/10

### KIJUAN DABNEY • JR • CB • #19

Most Tackles, game: ..... 8, at Michigan, 9/4/10

### DWAYNE GRATZ • SO • CB • #24

Most Tackles, game: ..... 9, vs. Cincinnati, 11/27/10  
 Most PBU, game:..... 2, 3x, last at Louisville, 10/23/10

### JORY JOHNSON • SO • OLB • #28

Most Tackles, game: ..... 4, at Temple, 9/18/10

### JESSE JOSEPH • SO • DE • #91

Most Tackles, game: ..... 8, vs. North Carolina, 9/12/09  
 Most TFL, game:..... 3, vs. Vanderbilt, 10/2/10  
 Most Sacks, game:..... 2, vs. Vanderbilt, 10/2/10

### JEROME JUNIOR • SO • S • #15

Most Tackles, game: ..... 8, vs. Pittsburgh, 11/11/10  
 Most Interceptions, game: ..... 2, vs. Buffalo, 9/25/10

### MIKE LANG • SO • DB • #7

Most Tackles, game: ..... 7, 2x, last at Louisville, 10/23/10  
 Most Receptions:..... 2, vs. Rhode Island, 9/26/09  
 Most Rec. Yards, Game:..... 58, vs. Rhode Island, 9/26/09  
 Longest Reception: ..... 50, vs. Rhode Island, 9/26/09

### GREG LLOYD • SR • LB • #95

Most Tackles, game: ..... 16, Hofstra, 8/28/08  
 Most TFL, game:..... 2.5, vs. Baylor, 9/19/08  
 Most Sacks, game:..... 1, 3x, last vs. North Carolina, 9/12/09

### SCOTT LUTRUS • SR • LB • #32

Most Tackles, game: ..... 18, vs. Louisville, 10/19/07  
 Most TFL, game:..... 2.5, vs. Baylor, 9/19/08  
 Most Sacks, game:..... 1.5 vs. South Florida, 12/5/09  
 Most INT, game:..... 1, 5x, last vs. Hofstra, 8/28/08  
 Longest INT Return: ..... 25, vs. Maine, 9/8/07

### TAYLOR MACK • FR • CB • #29

Most Tackles, game: ..... 4, vs. Cincinnati, 11/27/10  
 Longest Punt Return:..... 33, at Rutgers, 10/8/10  
 Most PBU, game:..... 2, vs. Cincinnati, 11/27/10

### TWYON MARTIN • JR • DT • #4

Most Tackles, game: ..... 8, vs. West Virginia, 11/1/08  
 Most TFL, game:..... 2.5, vs. Rutgers, 10/31/09  
 Most Sacks, game:..... 1.5, vs. Rutgers, 10/31/09

### SIO MOORE • SO • LB • #46

Most Tackles, gm:..... 17, vs. West Virginia, 10/29/10  
 Most TFL, gm: ..... 3.0, 2x, last vs. West Virginia, 10/29/10  
 Most Interceptions, game: ..... 1, vs. Buffalo, 9/25/10  
 Most Forced Fumbles, game: ..... 2, vs. West Virginia, 10/29/10  
 Most Fumble Rec., game: ..... 2, vs. West Virginia, 10/29/10

### ALEX POLITO • SR • DT • #54

Most Tackles, game: ..... 4, 2x, last vs. Virginia, 9/13/08  
 Most TFL, game:..... 3, vs. Wake Forest, 12/29/07  
 Most Sacks, game:..... 1, vs. Wake Forest, 12/29/07

### A.J. PORTEE • SO • DE • #96

Most Tackles, game: ..... 2, at USF, 12/4/10

### KENDALL REYES • JR • DT • #99

Most Tackles, game: ..... 8, at Michigan, 9/4/10  
 Most TFL, game:..... 2.5, vs. Cincinnati, 11/27/10  
 Most PBU, game:..... 2, vs. West Virginia, 10/29/10  
 Longest Interception Return: ..... 79, vs. Cincinnati, 11/27/10

### SHAMAR STEPHEN • FR • DT • #59

Most Tackles, game: ..... 5, at USF, 12/4/10

### GARY WILBURN • JR • CB • #21

Most Tackles, game: ..... 4, at Michigan, 9/4/10

### JEROME WILLIAMS • SO • LB • #55

Most Tackles, gm: ..... 5, vs. Texas Southern, 9/11/10

### TREVARDO WILLIAMS • SO • DE • #48

Most Tackles, game: ..... 6, vs. West Virginia, 10/29/10  
 Most TFL, game:..... 2, 2x, last vs. Buffalo, 9/25/10  
 Most Sacks, game:..... 1, 5x, last at Rutgers, 10/8/10

### LAWRENCE WILSON • SR • LB • #8


Most Tackles, game: ..... 17, 2x., last vs. Syracuse, 11/28/09  
 Most TFL, game:..... 3, at Virginia, 10/13/07  
 Most INT, game:..... 1, 4x, last at Louisville, 9/26/08  
 Longest INT Return: ..... 55, at USF, 12/4/10  
 Most Fumble Rec., game: ..... 2, vs. West Virginia, 10/29/10

### BLIDI WREH-WILSON • SO • CB • #5

Most Tackles, game: ..... 7, vs. Pittsburgh, 11/11/10  
 Most TFL, game:..... 1, at Michigan, 9/4/10  
 Longest Interception Return: ..... 53, vs. Cincinnati, 11/27/10

### JOHN YUREK • JR • S • #40

Most Tackles, game: ..... 2, vs. Pittsburgh, 11/11/10



## GAME # 1 • SEPTEMBER 4, 2010



10

CONNECTICUT



30

MICHIGAN

MICHIGAN STADIUM • ANN ARBOR, MICH.

### CONNECTICUT INDIVIDUAL LEADERS

Rushing	Att	Gain	Lost	Net	TD	LG
Todman	20	109	4	105	1	20
Frey	4	12	0	12	0	6
Shoemate	3	10	0	10	0	4
Frazer	2	13	4	9	0	13
Kinnard	1	2	0	2	0	2

Passing	Att	Comp	INT	Yds	TD	LG
Frazer	37	18	0	205	0	47
Team	1	0	0	0	0	0

Receiving	No.	Yds	TD	LG
Smith	3	87	0	47
K. Moore	3	31	0	21
Sherman	3	28	0	15
Todman	3	23	0	17
I. Moore	3	19	0	8
Delahunt	2	17	0	9
Frey	1	0	0	0

Punting	No.	Yds	AVG	LG	In20
Wagner	3	98	32.7	66	1

Returns	PR	KOR	INTR
Sherman	-	1-6	-
Todman	-	1-26	-
Delahunt	-	2-15	-

Field Goal Attempts	Att	Made	Yds	Blocked
Teggart	1st	4:02	40 yds	Blocked
Teggart	2nd	4:21	32 yds	Good

Defense	UT-AT-TT	TFL	S	Int.	CF	RF
Wilson	6-6-12					
Lloyd	10-1-11	2-4				
Gratz	9-1-10	1-1				
Agbor	5-3-8	3-15			2	

### MICHIGAN INDIVIDUAL LEADERS

Rushing	Att	Gain	Lost	Net	TD	LG
D. Robinson	29	206	9	197	1	32
V. Smith	14	51	0	51	1	13
Shaw	15	59	11	48	1	15
Team	1	0	2	-2	0	0
Grady	1	0	3	-3	0	0
Gardner	1	0	4	-4	0	0

Passing	Att	Comp	INT	Yds	TD	LG
D. Robinson	22	19	0	186	1	43

Receiving	No.	Yds	TD	LG
Stonum	5	34	0	12
Koger	3	30	0	16
Grady	3	23	0	16
V. Smith	3	18	1	11
Odoms	2	23	0	15
T. Robinson	1	43	0	43
Shaw	1	16	0	16
Roundtree	1	-1	0	0

Punting	No.	Yds	AVG	LG	In20
Hagerup	1	51	51.0	51	0

Returns	PR	KOR	INTR
Gallon	1-7	-	-
Odoms	-	1-18	-
T. Robinson	-	1-4	-
Donum	-	1-19	-

Field Goal Attempts	Att	Made	Yds	Blocked
Gibbons	2nd	13:43	43 yds	Missed
Gibbons	3rd	6:55	24 yds	Good

Defense	UT-AT-TT	TFL	S	Int.	CF	RF
Ezeh	6-3-9					1
Mouton	6-2-8	0.5-2				
Kovacs	4-2-6	0.5-1				
Floyd	3-3-6				1	

### UCONN STARTERS & PARTICIPANTS

#### OFFENSIVE STARTERS

WR 82	K. MOORE
WR 83	I. MOORE
LT 63	MASTERS
LG 66	OLIVIER
C 57	PETRUS
RG 78	HURD
RT 71	RYAN
WR 80	SMITH
QB 10	FRAZER
TB 23	TODMAN
FB 49	SHERMAN

#### DEFENSIVE STARTERS

DE 91	JOSEPH
DT 99	REYES
DT 4	MARTIN
DE 48	T. WILLIAMS
LB 32	LUTRUS
LB 95	LLOYD
LB 8	WILSON
CB 24	GRATZ
CB 5	WREH-WILSON
S 19	DABNEY
S 25	AGBOR

UConn (0-1, 0-0)	0	10	0	0	-	10
Michigan (1-0, 0-0)	14	7	3	6	-	30

#### FIRST QUARTER

MICH-Vincent Smith 12 run (B. Gibbons kick) 7:33 (14 plays, 96 yards, 5:57)  
 MICH-Denard Robinson 32 run (Gibbons kick) 1:27 (7 plays, 77 yards, 2:35)

#### SECOND QUARTER

MICH-Michael Shaw 3 run (Gibbons kick) 9:12 (8 plays, 38 yards, 3:15)  
 UC-Dave Teggart 32 field goal 4:21 (12 plays, 48 yards, 4:51)  
 UC-Jordan Todman 2 run (Teggart kick) 0:17 (10 plays, 77 yards, 1:51)

#### THIRD QUARTER

MICH-Gibbons 24 field goal 6:55 (19 plays, 74 yards, 8:05)

#### FOURTH QUARTER

MICH-V. Smith 11 pass from D. Robinson (Gibbons kick) 13:07 (11 plays, 89 yards, 4:22)

Attendance-113,909

**TOTAL PARTICIPANTS (47)** – 7 Lang, 13 Christen, 14 Kinnard, 15 Junior, 21 Wilburn, 22 Wylie, 24 Shoemate, 28 Johnson, 31 N. Williams, 34 Kenney, 38 Teggart, 39 B. Manning, 44 Frey, 45 Hyppolite, 46 S. Moore, 53 Wirth, 59 Stephen, 69 Greene, 86 Wagner, 88 Sheppard, 89 Delahunt, 93 Chard, 94 Griffin, 96 Portee, 98 Jennings

**ANN ARBOR, Mich.** – Sophomore quarterback Denard Robinson rushed for 199 yards and passed for 187 more as Michigan defeated Connecticut in the season-opening game for both teams.

The game was the rededication game of Michigan Stadium and played before a crowd of 113,909 - the largest crowd to ever see a professional or college football game in the modern era.

Robinson set a Michigan school record for most rushing yards by a quarterback. Robinson also was an effective passer as he was 19 of 22 in the air.

The Huskies were led in rushing by junior tailback Jordan Todman (North Dartmouth, Mass.) with 20 carries for 105 yards while starting quarterback Zach Frazer (Mechanicsburg, Pa.) was 18 of 37 in the air for 205 yards.

The Wolverines outgained the Huskies in total offense by a 474-332 count.

Michigan led 21-10 at the half and scored a field goal on its first possession of the second half in a drive that consumed 8:09. Brendan Gibbons connected on a 24-yard FG for the score.

The Huskies were deep in UM territory late in the third quarter when junior tailback D.J. Shoemate (Corona, Calif.) was hit and fumbled the ball on a fourth down play after he gained enough yards for the first down.

Michigan sealed the win with an 11-yard TD pass from Robinson to Vincent Smith with 13:07 to go that made it 30-10 after the Wolverines missed the extra point.

Michigan scored a touchdown on its first possession of the game as it went on a 14 play-96 yard drive. Smith scored on a 12-yard run for the score as Denard Robinson had 69 yards of rushing.

The following drive Connecticut moved the ball to the Michigan 23, but the Wolverines blocked a 40-yard field goal attempt.

Michigan scored after the blocked field goal on a seven-play, 77- yard drive as Robinson was impressive again. He had 52 yards of rushing on that drive - including a 32-yard run for the TD and a 14-0 Michigan lead. He also completed two passes for 21 yards.

Michigan made it 21-0 early in the second quarter as it went on an eight play-38 yard drive as it gained great field possession on a poor Connecticut punt. Michael Shaw ran for three yards for the TD.

The Huskies came back and scored the final 10 points of the half to make it 21-10 Wolverines at halftime. Connecticut got its first points of the season on a 32-yard field goal by junior David Teggart (Northborough, Mass.) that completed a 12 play-48 yard scoring drive.

UConn then forced Michigan to punt for the first time of the game and the Huskies proceeded to score a touchdown on a 10 play-77 yard drive. Junior Mike Smith (Houston, Texas) had two receptions on the drive for 68 yards - including a nifty 47-yarder where he maintained possession several times as the ball bobbled in his hands.

Todman scored the TD on a two-yard run on a fourth down play.

### TEAM STATISTICS

	UC	MICH
<b>FIRST DOWNS</b>	<b>16</b>	<b>28</b>
Rushing	7	19
Passing	9	9
Penalty	0	0
Rushing Attempts	30	61
Yards Gained Rushing	146	316
Yards Lost Rushing	8	29
<b>NET YARDS RUSHING</b>	<b>138</b>	<b>287</b>
<b>NET YARDS PASSING</b>	<b>205</b>	<b>186</b>
Passes Attempted	38	22
Passes Completed	18	19
Had Intercepted	0	0
<b>TOTAL OFFENSIVE PLAYS</b>	<b>68</b>	<b>83</b>
<b>TOTAL NET YARDS</b>	<b>343</b>	<b>473</b>
Avg. Gain Per Play	5.0	5.7
Fumbles: No.-Lost	1-1	3-0
Penalties: No.-Yds.	2-10	1-13
No. of Punts-Yards	3-98	1-51
Avg. Per Punt	32.7	51.0
Punt Returns- No.-Yds.	0-0	1-7
Kickoff Returns: No.-Yds.	4-47	3-41
Interceptions: No.-Yds.	0-0	0-0
Fumble Returns: No.-Yds	0-0	1-8
Miscellaneous Yards	3	0
Possession Time	23:08	36:52
3rd Down Conversions	4-15	14-19
4th Down Conversions	3-6	1-2





GAME # 2 • SEPTEMBER 1, 2010



62

CONNECTICUT



3

TEXAS SOUTHERN

RENTSCHLER FIELD • EAST HARTFORD, CONN.

CONNECTICUT INDIVIDUAL LEADERS

Rushing	Att	Gain	Lost	Net	TD	LG
Todman	15	151	0	151	3	53
Frey	12	105	4	101	2	63
Shoemate	9	46	1	45	0	28
Wylie	4	19	1	18	1	11
Kinnard	1	1	0	1	0	1
Box	1	0	9	-9	0	0

Passing	Att	Comp	INT	Yds	TD	LG
Frazer	9	6	0	104	2	46
Box	5	2	0	30	0	27
Kinnard	1	1	0	3	0	3

Receiving	No.	Yds	TD	LG
K. Moore	2	39	1	23
Smith	2	14	1	10
Delahun	1	46	0	46
Difton	1	27	0	27
Griffin	1	5	0	5
Todman	1	3	0	3
Sheppard	1	3	0	3

Punting	No.	Yds	AVG	LG	In20
Wagner	4	165	41.2	47	2

Returns	PR	KOR	INTR
Wilburn	3-13	-	-
N. Williams	2-43	-	-
Delahun	-	1-16	-
Lang	-	1-24	-
Johnson	-	-	1-0
Mack	-	-	1-0
Lloyd	-	-	1-0

Field Goal Attempts	Att	Made	Yds	Good
Teggart	1st	13:05	32 yds	Good
Teggart	3rd	5:00	36 yds	Good

Defense	UT-AT-TT	TFL	S	Int.	CF	RF
Wilson	2-5-7	-	-	-	-	-

TEXAS SOUTHERN INDIVIDUAL LEADERS

Rushing	Att	Gain	Lost	Net	TD	LG
Wright	8	24	2	22	0	9
Lacy	9	16	0	16	0	5
Gilbert	3	5	2	3	0	4
Gregory	3	2	1	1	0	2
Nelson	9	21	45	-24	0	9

Passing	Att	Comp	INT	Yds	TD	LG
Nelson	27	15	2	136	0	21
Small	2	1	1	15	0	15

Receiving	No.	Yds	TD	LG
Anderson	8	85	0	21
Fitzhugh	2	33	0	18
Davis	2	15	0	9
Osborne	2	11	0	6
Gilbert	1	4	0	4
Samuel	1	3	0	3

Punting	No.	Yds	AVG	LG	In20
Ejiofor	8	256	32.0	38	0

Returns	PR	KOR	INTR
Washington	1-7	-	-
Osborne	-	4-72	-
Lacy	-	2-42	-

Field Goal Attempts	Att	Made	Yds	Good
Hersh	4th	9:44	37 yds	Good

Defense	UT-AT-TT	TFL	S	Int.	CF	RF
Jackson	2-8-10	0.5-1	-	-	-	-
Fulghum	5-2-7	-	-	-	-	-
Clemons	3-4-7	1.0-1	-	-	-	-
Gaines	2-2-4	1.0-1	-	-	-	-

UConn STARTERS & PARTICIPANTS

OFFENSIVE STARTERS	DEFENSIVE STARTERS
WR 80 SMITH	DE 91 JOSEPH
TE 89 DELAHUNT	DT 99 REYES
LT 63 MASTERS	DT 4 MARTIN
LG 66 OLIVIER	DE 48 T. WILLIAMS
C 57 PETRUS	LB 28 JOHNSON
RG 78 HURD	LB 95 LLOYD
RT 71 RYAN	LB 8 WILSON
TE 94 GRIFFIN	CB 24 GRATZ
QB 10 FRAZER	CB 5 WREH-WILSON
TB 23 TODMAN	S 19 DABNEY
FB 49 SHERMAN	S 25 AGBOR

**TOTAL PARTICIPANTS (63)** – 1 Difton, 2 Stlouis, 4 Box, 7 Lang, 13 Christen, 14 Kinnard, 15 Junior, 18 McEntee, 20 Brandon, 21 Wilburn, 22 Wylie, 24 Shoemate, 29 Mack, 31 Williams, 34 Kenney, 38 Teggart, 39 Hinkley, 39 Manning, 40 Yurek, 44 Frey, 45 Hyppolite, 46 Moore, 50 Bullock, 51 Willman, 53 Wirth, 54 Polito, 55 Williams, 59 Stephen, 69 Greene, 70 Bardzak, 72 Bennett, 77 Friend, 81 Manning, 82 Moore, 83 Moore, 86 Wagner, 88 Sheppard, 90 Kaiser, 93 Chard, 96 Portee, 98 Jennings

TEAM STATISTICS

	TSU	UC
<b>FIRST DOWNS</b>	<b>8</b>	<b>17</b>
Rushing	1	12
Passing	6	5
Penalty	1	0
Rushing Attempts	32	42
Yards Gained Rushing	68	322
Yards Lost Rushing	50	15
<b>NET YARDS RUSHING</b>	<b>18</b>	<b>307</b>
<b>NET YARDS PASSING</b>	<b>151</b>	<b>137</b>
Passes Attempted	29	15
Passes Completed	16	9
Had Intercepted	3	0
<b>TOTAL OFFENSIVE PLAYS</b>	<b>61</b>	<b>57</b>
<b>TOTAL NET YARDS</b>	<b>169</b>	<b>444</b>
Avg. Gain Per Play	2.8	7.8
Fumbles: No.-Lost	1-1	2-1
Penalties: No.-Yds.	11-77	4-30
No. of Punts-Yards	8-256	4-165
Avg. Per Punt	32.0	41.2
Punt Returns- No.-Yds.	1-7	5-56
Kickoff Returns: No.-Yds.	6-114	2-40
Interceptions: No.-Yds.	0-0	3-2
Fumble Returns: No.-Yds	0-0	0-0
Miscellaneous Yards	0	0
Possession Time	31:36	28:24
3rd Down Conversions	3-15	4-11
4th Down Conversions	0-1	1-1

**FIRST QUARTER**  
 UC-Teggart 32 field goal 13:05 (6 plays, 39 yards, 1:55)  
 UC-Smith 10 pass from Frazer (Teggart kick) 7:08 (6 plays, 78 yards, 3:04)  
 UC-Todman 1 run (Teggart kick) 4:47 (2 plays, 47 yards, 0:38)  
 UC-K. Moore 16 pass from Frazer (Teggart kick) 0:18 (5 plays, 48 yards, 2:19)

**SECOND QUARTER**  
 UC-Todman 1 run (Teggart kick) 8:03 (9 plays, 29 yards, 4:56)  
 UC-Todman 9 run (Teggart kick) 2:45 (2 plays, 32 yards, 0:32)  
 UC-Frey 2 run (Teggart kick) 0:24 (5 plays, 13 yards, 2:14)

**THIRD QUARTER**  
 UC-Frey 63 run (Teggart kick) 11:31 (1 play, 63 yards, 0:10)  
 UC-Teggart 36 field goal 5:00 (4 plays, 4 yards, 0:48)

**FOURTH QUARTER**  
 TSU-Hersh 37 field goal 9:44 (13 plays, 43 yards, 6:28)  
 UC-Wylie 11 run (Christen kick) 5:56 (6 plays, 58 yards, 3:48)

**Attendance-37,359**

**EAST HARTFORD, Conn.** – Junior tailback Jordan Todman rushed for 151 yards and three touchdowns as the University of Connecticut won their 2010 home opener, 62-3 over Texas Southern before a crowd of 37,359 at Rentschler Field.

The Huskies leveled their record on the season at 1-1, while the Tigers drop to 0-2. The victory was the 67th win in head coach Randy Edsall's career at UConn making him the school all-time winningest coach. Edsall, in his 12th year at UConn, passed the mark of J.O. Christan, who had 66 from 1934-49.

Todman did all of his damage in the game's first 27 minutes as the Huskies thoroughly dominated the contest. He narrowly missed topping his career-best rushing total of 162 yards and his 21 career rushing touchdowns tie him for 10th all-time at Connecticut with Jeff Gallaher. Also topping the 100-yard rushing mark in the contest was redshirt junior tailback Robbie Frey, who registered a career-best 101-yards, including a 63-yard touchdown run in the third quarter. Frey finished with two touchdowns among his 12 carries, as the Huskies had teammates top the 100-yard rushing mark for the first time since the Notre Dame last season. The Huskies out-gained the Tigers on the ground, 307-18.

Connecticut's offense was not one-dimensional as redshirt senior quarterback Zach Frazer had a solid outing as well. He completed six of nine passes, for 104 yards and two touchdowns. The scoring passes went to junior wide receiver Michael Smith, who snagged his first career touchdown midway through the first quarter, and to redshirt junior Kashif Moore, who scored on a 24-yard pass late in the first period.

The Huskies led 24-0 at the end of the first 15 minutes and took a 45-0 lead into the locker room at intermission. The Connecticut defense was so dominant that the Tigers did not register a first down until the 6:54 mark of the second quarter.

Texas Southern was only able to generate eight first downs on the contest, and was out-gained 444-169 in the contest. Redshirt senior linebacker Lawrence Wilson led the Huskies with seven tackles, while redshirt sophomore linebacker Sio Moore had a huge game, registering six tackles, a sack and a total of two tackles for loss.

The Husky defense also forced four turnovers with interceptions by senior linebacker Greg Lloyd, freshman cornerback Taylor Mack and redshirt sophomore linebacker Jory Johnson. Junior defensive back Kijuan Dabney recovered a fumble.

Edsall was able to substitute freely and the scoring was capped by an 11-yard touchdown run by redshirt junior tailback Meme Wylie, the first score of his career.





## GAME #3 • SEPTEMBER 18, 2010



LINCOLN FINANCIAL FIELD • PHILADELPHIA, PA

### UCONN STARTERS & PARTICIPANTS

OFFENSIVE STARTERS		DEFENSIVE STARTERS	
WR 80 SMITH	DE 99 REYES		
WR 82 K. MOORE	DT 59 STEPHEN		
LT 63 MASTERS	DT 4 MARTIN		
LG 66 OLIVIER	DE 91 JOSEPH		
C 57 PETRUS	LB 28 JOHNSON		
RG 78 HURD	LB 95 LLOYD		
RT 71 RYAN	LB 8 WILSON		
TE 94 GRIFFIN	CB 5 WREH-WILSON		
QB 10 FRAZER	S 25 AGBOR		
TB 23 TODMAN	S 19 DABNEY		
FB 49 SHERMAN	CB 24 GRATZ		

**TOTAL PARTICIPANTS (46)** – 1 Difton, 7 Lang, 13 Christen, 14 Kinnard, 15 Junior, 21 Wilburn, 22 Wylie, 24 Shoemate, 29 Mack, 37 Jean-Louis, 38 Teggart, 39 Manning, 43 McCombs, 44 Frey, 45 Hyppolite, 46 Moore, 48 Williams, 54 Polito, 72 Bennett, 81 Manning, 83 Moore, 86 Wagner, 89 Delahunt, 93 Chard

UConn (1-2, 0-0)	3	3	10	0	-	16
Temple (3-0, 0-0)	0	7	7	16	-	30

#### FIRST QUARTER

UC-Teggart 36 field goal 7:02 (12 plays, 71 yards, 4:38)

#### SECOND QUARTER

TEM-Pierce 27 pass from Stewart (McManus kick) 12:24 (3 plays, 69 yards, 1:47)

UC-Teggart 26 field goal 0:02 (10 plays, 80 yards, 1:21)

#### THIRD QUARTER

UC-Todman 59 run (Teggart kick) 14:06 (2 plays, 62 yards, 0:54)

TEM-Pierce 1 run (McManus kick) 5:21 (9 plays, 60 yards, 4:38)

UC-Teggart 47 field goal 0:51 (10 plays, 39 yards, 4:23)

#### FOURTH QUARTER

TEM-Robinson 24 fumble recovery (Stewart pass failed) 8:28

TEM-Pierce 2 run (McManus kick) 5:54 (2 plays, 4 yards, 0:48)

TEM-McManus 32 field goal 0:26 (7 plays, 64 yards, 3:04)

**Attendance-18,702**

**PHILADELPHIA** - Junior tailback Jordan Todman rushed for a career-high 195 yards and one touchdown and junior kicker David Teggart hit on three field goals as the University of Connecticut football team had a 30-16 loss against Temple. The game was played before a crowd of 18,702 at Lincoln Financial Field.

Todman's previous career high was 162 yards against Cincinnati last year. Teggart's third quarter field goal of 47 yards tied his career high.

The Huskies led 16-14 midway through the fourth quarter, but Temple's Adrian Robinson had a 43-yard fumble return off a five-yard Todman rush to make it 20-16 Owls with 8:28 to play.

Temple was able to score again late in the fourth quarter, taking a 27-16 lead with 5:54 left to play. Temple's Delano Green had a 47-yard punt return and Bernard Pierce scored on a two-yard rush.

Brandon McManus converted a 32-yard field goal with 26 seconds remaining in the game to give the Owl's the 30-16 lead and eventual final score.

UConn trailed 7-6 at halftime but Todman opened the third quarter scoring with a career-high 63-yard TD run to give the Huskies at 13-7 lead a minute into the second half.

The Owls took a 14-13 lead with 5:14 left in the third quarter on a one-yard rush by Pierce. That capped a nine play-60 yard drive as Pierce rushed nine times on the possession.

The Huskies regained the lead on the next possession as Teggart connected on the career-long 47-yarder. That drive included a 16-yard pass from junior quarterback Zach Frazer to junior Mike Smith.

The Huskies outgained Temple on total offense in the first half by a 245-135 count but UConn was also called for five penalties for 38 yards.

UConn scored first on its opening drive as junior kicker Teggart connected on a 36-yard field goal for the 3-0 lead. The 12 play-71 yard drive started on the Husky 10 and UConn moved the ball to a first and 10 on the Temple 22. The drive stalled from there as UConn picked up only three more yards to set up Teggart's score.

Temple scored the only touchdown of the first half as it covered 69 yards on three plays as quarterback Chester Stewart scored on a 27-yard TD run. Stewart also had a 33-yard pass to Joe Jones to open the drive.

Connecticut rounded out the first half scoring on a 26-yard field goal by Teggart to make it 7-6 Owls at the half. The drive was 80 yards on 10 plays as Frazer had two completions for 33 yards and Todman had 39 yards on three carries in the drive.

### CONNECTICUT INDIVIDUAL LEADERS

Rushing	Att	Gain	Lost	Net	TD	LG
Todman	26	195	3	192	1	59
Frey	10	47	3	44	0	28
K. Moore	1	2	0	2	0	2
Frazer	5	12	10	2	0	8
Passing	Att	Comp	INT	Yds	TD	LG
Frazer	31	16	0	150	0	20
Receiving	No.	Yds	TD	LG		
Smith	7	79	0	17		
K. Moore	3	31	0	20		
Shoemate	2	12	0	12		
Todman	2	-4	0	1		
Griffin	1	18	0	18		
I. Moore	1	14	0	14		
Punting	No.	Yds	AVG	LG	In20	
Wagner	8	320	40.0	46	2	
Returns	PR	KOR	INTR			
Mack	3(-5)	-	-			
Todman	-	1-29	-			
Frey	-	5-69	-			
Field Goal Attempts						
Teggart	1st	7:02	36 yds.	Good		
Teggart	2nd	14:11	48 yds.	Missed		
Teggart	2nd	0:02	26 yds.	Good		
Teggart	3rd	0:51	47 yds.	Good		
Teggart	4th	3:30	38 yds.	Missed		
Defense	UT-AT-TT	TFL	S	Int.	CF	RF
Lloyd	7-0-7					
Wilson	6-0-6	1-9				
Dabney	5-0-5					


### TEMPLE INDIVIDUAL LEADERS

Rushing	Att	Gain	Lost	Net	TD	LG
Pierce	26	172	3	169	2	38
Stewart	6	37	17	20	0	21
Brown	2	8	0	8	0	4
Green	2	1	4	-3	0	1
Passing	Att	Comp	INT	Yds	TD	LG
Stewart	21	11	0	159	1	33
Wathne	1	1	0	3	0	3
Receiving	No.	Yds	TD	LG		
Jones	4	73	0	33		
Rodriguez	2	27	0	14		
Pierce	1	27	1	27		
Streater	1	13	0	13		
Brown	1	7	0	7		
Campbell	1	6	0	6		
Brown	1	6	0	6		
Wilkinson	1	3	0	3		
Punting	No.	Yds	AVG	LG	In20	
Wathne	6	242	40.3	49	4	
McManus	2	91	45.5	51	0	
Returns	PR	KOR	INTR			
Green	4-42	-	-			
Brown	-	2-45	-			
Nixon	-	3-66	-			
Field Goal Attempts						
McManus	4th	0:26	32 yds.	Good		
Defense	UT-AT-TT	TFL	S	Int.	CF	RF
Joseph	8-1-9	1-3				
Jarrett	6-1-7	0.5-0				
Gildea	6-0-6					

### TEAM STATISTICS

	UC	TEM
<b>FIRST DOWNS</b>	<b>16</b>	<b>13</b>
Rushing	9	7
Passing	7	6
Penalty	0	0
Rushing Attempts	42	36
Yards Gained Rushing	256	218
Yards Lost Rushing	16	24
<b>NET YARDS RUSHING</b>	<b>240</b>	<b>194</b>
<b>NET YARDS PASSING</b>	<b>150</b>	<b>162</b>
Passes Attempted	33	22
Passes Completed	16	12
Had Intercepted	0	0
<b>TOTAL OFFENSIVE PLAYS</b>	<b>75</b>	<b>58</b>
<b>TOTAL NET YARDS</b>	<b>390</b>	<b>356</b>
Avg. Gain Per Play	5.2	6.1
Fumbles: No.-Lost	3-1	1-1
Penalties: No.-Yds.	8-44	7-50
No. of Punts-Yards	8-320	8-333
Avg. Per Punt	40.0	41.6
Punt Returns- No.-Yds.	3(-5)	4-42
Kickoff Returns: No.-Yds.	6-98	5-111
Interceptions: No.-Yds.	0-0	0-0
Fumble Returns: No.-Yds	0-0	1-24
Miscellaneous Yards	0	0
Possession Time	30:34	29:26
3rd Down Conversions	7-18	3-13
4th Down Conversions	0-0	0-1





## GAME #4 • SEPTEMBER 25, 2010



# 45

### CONNECTICUT



# 21

### BUFFALO

## RENTSCHLER FIELD • EAST HARTFORD, CONN.

### CONNECTICUT INDIVIDUAL LEADERS

Rushing	Att	Gain	Lost	Net	TD	LG
Frey	13	113	1	112	1	27
Shoemate	16	61	1	60	1	11
Kinnard	1	9	0	9	0	9
Endres	1	1	0	1	0	1
Frazer	2	0	12	-12	0	0
Passing	Att	Comp	INT	Yds	TD	LG
Frazer	14	7	1	94	0	35
Endres	11	7	0	139	2	56
Receiving	No.	Yds	TD	LG		
K. Moore	5	70	0	35		
Smith	4	130	1	56		
Difton	3	25	0	12		
Griffin	1	6	1	6		
Kinnard	1	2	0	2		
Punting	No.	Yds	AVG	LG	In20	
Wagner	4	149	37.2	53	2	
Returns	PR	KOR	INTR			
Mack	4-73	-	-			
Wreh-Wilson	-	-	1-46			
Lang	-	2-52	-			
Junior	-	-	2-42			
S. Moore	-	-	1-13			
Frey	-	2-80	-			
Field Goal Attempts						
Teggart	3rd	12:16	37 yds	Good		
Teggart	4th	7:02	42 yds	Blocked		
Defense	UT-AT-TT	TFL	S	Int.	CF	RF
S. Moore	5-11-16	-	-	1	-	-
Wilson	4-10-14	0.5	-	-	-	-
Joseph	4-3-7	2	1	-	-	-

### BUFFALO INDIVIDUAL LEADERS

Rushing	Att	Gain	Lost	Net	TD	LG
Davis	12	63	6	57	0	13
Thermilus	8	33	4	29	0	14
Oliver	20	35	6	29	0	8
Dennison	4	26	0	26	0	13
Passing	Att	Comp	INT	Yds	TD	LG
Davis	42	18	3	227	3	60
Dennison	4	0	1	0	0	0
Receiving	No.	Yds	TD	LG		
Rivers	6	55	0	20		
Young	3	68	3	60		
Jackson	3	34	0	16		
Lee	2	42	0	30		
Neutz	2	16	0	11		
Reeder	2	12	0	8		
Punting	No.	Yds	AVG	LG	In20	
Fardon	8	309	38.6	50	1	
Schum	1	37	37.0	37	0	
Returns	PR	KOR	INTR			
Jackson	1-18	4-89	-			
Shannon	-	-	1-10			
Young	-	1-23	-			
Field Goal Attempts						
None.						
Defense	UT-AT-TT	TFL	S	Int.	CF	RF
Cook	8-2-10	-	-	1	1	-
Winters	4-5-9	-	-	-	-	1
Shannon	6-1-7	-	-	1	-	-

### UCONN STARTERS & PARTICIPANTS

#### OFFENSIVE STARTERS

WR	80	SMITH
WR	1	DIFTON
LT	63	MASTERS
LG	66	OLIVIER
C	57	PETRUS
RG	78	HURD
RT	71	RYAN
TE	94	GRIFFIN
QB	10	FRAZER
TB	24	SHOEMATE
TE	89	DELAHUNT

#### DEFENSIVE STARTERS

DE	99	REYES
DT	59	STEPHEN
DT	4	MARTIN
DE	91	JOSEPH
LB	46	S. MOORE
CB	21	WILBURN
LB	8	WILSON
CB	5	WREH-WILSON
S	15	JUNIOR
S	19	DABNEY
CB	24	GRATZ

**TOTAL PARTICIPANTS (52)** – 4 Box, 7 Lang, 12 Endres, 13 Christen, 14 Kinnard, 20 Brandon, 22 Wylie, 28 Johnson, 29 Mack, 31 Williams, 34 Kenney, 37 Jean-Louis, 38 Teggart, 39 Manning, 44 Frey, 45 Hyppolite, 48 Williams, 49 Sherman, 53 Wirth, 54 Polito, 55 Williams, 72 Bennett, 81 Manning, 82 Moore, 83 Moore, 86 Wagner, 93 Chard, 95 Lloyd, 96 Portee, 98 Jennings

Buffalo (1-3, 0-0)	0	14	7	0	-	21
UConn (2-2, 0-0)	14	0	17	14	-	45

#### FIRST QUARTER

UC-Junior 27 interception return (Teggart kick) 13:34  
UC-Shoemate 4 run (Teggart kick) 5:17 (10 plays, 80 yards, 4:15)

#### SECOND QUARTER

UB-Young 60 pass from Davis (Principe kick) 12:49 (5 plays, 87 yards, 1:10)  
UB-Young 1 pass from Davis (Principe kick) 0:36 (6 plays, 20 yards, 3:10)

#### THIRD QUARTER

UC-Teggart 37 field goal 12:16 (7 plays, 37 yards, 2:44)  
UC-Smith 56 pass from Endres (Teggart kick) 10:24 (1 play, 56 yards, 0:09)  
UB-Young 7 pass from Davis (Principe kick) 7:48 (3 plays, 10 yards, 0:45)  
UC-Frey 9 run (Teggart kick) 3:58 (8 plays, 60 yards, 3:50)

#### FOURTH QUARTER

UC-Griffin 6 pass from Endres (Teggart kick) 14:56 (4 plays, 49 yards, 1:26)  
UC-Wreh-Wilson 46 interception return (Christen kick) 4:01

**Attendance-36,738**

**EAST HARTFORD, CONN.** – Offensive reserves redshirt junior quarterback Cody Endres and redshirt junior running back Robbie Frey came off the bench to provide sparks and the Connecticut defense returned two interceptions for touchdowns as the Huskies defeated Buffalo, 45-21, Saturday afternoon before a crowd of 36,738 at Rentschler Field.

Endres, who had missed the first three games of the season due to a suspension, entered the contest at the end of the first half and connected with junior wide receiver Michael Smith on a 27-yard reception on his first pass which set up a 37-yard field goal by redshirt junior kicker Dave Teggart that broke a 14-14 halftime tie.

The Huskies would never look back. Endres finished with seven completions in 11 attempts for 139 yards and two touchdowns. His first score was on the Huskies' next possession when he hit Smith for a 56-yard scoring strike. He also connected with redshirt sophomore tight end Ryan Griffin on a six-yard score on the first play of the fourth quarter.

Frey, who saw increased playing time due to the injury suffered by starter Jordan Todman ran for a career-high 112 yards on 13 carries and one touchdown. Junior tailback D.J. Shoemate earned his first start at Connecticut and responded with 60 yards on 16 carries and his first Husky touchdown late in the first quarter.


The Connecticut defense had several standouts on a squad that allowed just 134 yards of total offense after intermission. Redshirt sophomore linebacker Sio Moore made his first career start and had a career-best 16 tackles and his first interception. Redshirt sophomore safety Jerome Junior returned a Jerry Davis pass 27 yards for the first score of the game just 1:26 into the contest. He added a second interception later in the game. The scoring was capped when redshirt sophomore cornerback Bliidi Wreh-Wilson took a Davis pass back 46 yards with 4:01 to play.

Smith finished with a career-high 130 yards receiving, while redshirt senior linebacker Lawrence Wilson had 14 tackles.

Davis did throw for 227 yards and three touchdowns (all to Ed Young) but he threw three of the Bulls four interceptions. He connected with Young twice in the second quarter, the second of which knotted the score at 14 just 36 seconds before the half.

### TEAM STATISTICS

	UB	UC
<b>FIRST DOWNS</b>	<b>18</b>	<b>17</b>
Rushing	8	7
Passing	9	10
Penalty	1	0
Rushing Attempts	44	35
Yards Gained Rushing	157	184
Yards Lost Rushing	16	18
<b>NET YARDS RUSHING</b>	<b>141</b>	<b>166</b>
<b>NET YARDS PASSING</b>	<b>227</b>	<b>233</b>
Passes Attempted	46	25
Passes Completed	18	14
Had Intercepted	4	1
<b>TOTAL OFFENSIVE PLAYS</b>	<b>90</b>	<b>60</b>
<b>TOTAL NET YARDS</b>	<b>368</b>	<b>399</b>
Avg. Gain Per Play	4.1	6.7
Fumbles: No.-Lost	0-0	3-2
Penalties: No.-Yds.	4-30	8-66
No. of Punts-Yards	9-346	4-149
Avg. Per Punt	38.4	37.2
Punt Returns- No.-Yds.	1-18	4-73
Kickoff Returns: No.-Yds.	5-112	4-132
Interceptions: No.-Yds.	1-10	4-101
Fumble Returns: No.-Yds	0-0	0-0
Miscellaneous Yards	0	0
Possession Time	34:33	25:27
3rd Down Conversions	10-24	2-10
4th Down Conversions	0-2	0-1



## GAME #5 • OCTOBER 2, 2010



# 40

### CONNECTICUT



# 21

### VANDERBILT

## RENTSCHLER FIELD • EAST HARTFORD, CONN.

### UCONN STARTERS & PARTICIPANTS

#### OFFENSIVE STARTERS

WR 80	SMITH
WR 82	K. MOORE
LT 72	BENNETT
LG 60	KURACZEA
C 57	PETRUS
RG 78	HURD
RT 71	RYAN
TE 94	GRIFFIN
QB 12	ENDRES
TB 23	TODMAN
WR 1	DIFTON

#### DEFENSIVE STARTERS

DE 99	REYES
DT 59	STEPHEN
DT 4	MARTIN
DE 91	JOSEPH
LB 46	S. MOORE
LB 32	LUTRUS
LB 8	WILSON
CB 5	WREH-WILSON
S 15	JUNIOR
S 7	LANG
CB 24	GRATZ

**TOTAL PARTICIPANTS (53)** – 2 Stlouis, 13 Christen, 14 Kinnard, 19 Dabney, 20 Brandon, 21 Wilburn, 24 Shoemate, 25 Agbor, 28 Johnson, 29 Mack, 31 Williams, 34 Kenney, 38 Teggart, 39 Manning, 44 Frey, 45 Hyppolite, 48 Williams, 49 Sherman, 53 Wirth, 54 Polito, 55 Williams, 66 Olivier, 70 Bardzak, 77 Friend, 81 Manning, 83 Moore, 86 Wagner, 88 Sheppard, 89 Delahunt, 93 Chard, 98 Jennings

Vanderbilt (1-3, 1-1)	0	21	0	0	-	21
UConn (3-2, 0-0)	7	14	10	9	-	40

#### FIRST QUARTER

UC-Todman 1 run (Teggart kick) 13:30 (3 plays, 12 yards, 1:13)

#### SECOND QUARTER

UC-Todman 11 run (Teggart kick) 11:07 (5 plays, 56 yards, 2:23)

VU-Brandon Barden 8 pass from Larry Smith (Ryan Fowler kick) 9:04 (5 plays, 24 yards, 2:03)

VU-Udom Umoh 48 pass from Smith (Fowler kick) 5:26 (4 plays, 57 yards, 1:50)

VU-Jon Krause 44 run (Fowler kick) 5:26 (4 plays, 57 yards, 1:50)

UC-K. Moore 6 pass from Endres (Teggart kick) 1:04 (9 plays, 73 yards, 4:22)

#### THIRD QUARTER

UC-Corey Manning 4 pass from Endres (Teggart kick) 12:43 (6 plays, 41 yards, 2:17)

UC-Teggart 25 field goal 5:49 (10 plays, 46 yards, 4:54)

#### FOURTH QUARTER

UC-Wreh-Wilson 44 interception return (Teggart kick) 8:33

UC-Team Safety (Ball snapped through back of the end zone)

**Attendance-40,000**

**EAST HARTFORD, CONN.** – Junior tailback Jordan Todman rushed for 190 yards and two touchdowns and Connecticut scored the game's last 26 points as the Huskies rallied past Vanderbilt, 40-21, before a sellout crowd of 40,000 at Rentschler Field.

Redshirt junior quarterback Cody Endres completed 21-of-30 passes for 179 yards and two touchdowns in his first start of the season.

Todman, who narrowly missed his career mark in rushing (192 this season against Temple), scored his two touchdowns in the first half to give the Huskies a 14-0 lead four minutes into the second quarter. The first touchdown was a quick conversion after a Vanderbilt turnover on the game's first play from scrimmage.

Jonathan Krause caught a pass from Larry Smith and the ball was jarred loose by sophomore defensive back Mike Lang and recovered by redshirt sophomore cornerback Blidi Wreh-Wilson and returned 24 yards to the Vanderbilt 12. Three plays later Todman scored from the one. After a series of punts by both teams, Connecticut added to its lead on an 11-yard scoring ramble by Todman early in the second quarter.

The Huskies seemed to have the contest well in hand, but the Commodores responded with three touchdowns in a span of 3:38 during the second quarter. Smith threw touchdown passes to Brandon Barden and Udom Umoh and Krause scored on a 44-yard scamper on an end-around to put the Commodores ahead 21-14, with 5:26 to play before halftime.

The Huskies responded with a nine-play, 73-yard drive that was capped by a six-yard touchdown pass to redshirt junior wide receiver Kashif Moore with 1:04 to play in the first half. Connecticut continued that momentum by taking the second half kickoff (after a 54-yard kickoff return by Nick Williams and marching 41 yards in six plays with the score coming on a four-yard pass to redshirt sophomore tight end Corey Manning, his first career catch at Connecticut.

The Huskies sandwiched a 25-yard field goal by Dave Teggart and a safety when Vanderbilt snapped the ball through the end zone around a 44-yard interception return by Wreh-Wilson. It was the third interception return for a score by the Huskies in the past two weeks.

Endres' favorite target in the contest was sophomore wide receiver Dwayne Difton who caught a career-best six passes for 58 yards. Junior wideout Michael Smith caught four balls for 63 yards. Redshirt senior line-backer Lawrence Wilson led the Huskies with nine tackles, while sophomore defensive end Jesse Joseph had six tackles, three for loss including two sacks.

### CONNECTICUT INDIVIDUAL LEADERS

Rushing	Att	Gain	Lost	Net	TD	LG
Todman	37	195	5	190	2	35
Hyppolite	3	5	0	5	0	3
Sherman	4	3	2	1	0	2
Endres	1	0	0	0	0	0
Passing	Att	Comp	INT	Yds	TD	LG
Endres	30	21	1	179	2	26
Receiving	No.	Yds	TD	LG		
Difton	6	58	0	14		
Smith	4	63	0	26		
Griffin	4	14	0	6		
Delahunt	2	12	0	7		
K. Moore	2	11	1	6		
Todman	1	12	0	12		
Sherman	1	5	0	5		
C. Manning	1	4	1	4		
Punting	No.	Yds	AVG	LG	In20	
Wagner	8	292	36.5	54	3	
Returns	PR	KOR	INTR			
Mack	2-13	-	-			
N. Williams	-	1-54	-			
Lang	-	3-67	1-23			
Wreh-Wilson	-	-	1-44			
Field Goal Attempts						
Teggart	3rd	5-49	25 yds.	Good		
Defense	UT-AT-TT	TFL	S	Int.	CF	RF
Wilson	4-5-9	1-4				
S. Moore	4-4-8					
Joseph	3-3-6	3-17	2-13			
Wreh-Wilson	4-1-5			1		1


### VANDERBILT INDIVIDUAL LEADERS

Rushing	Att	Gain	Lost	Net	TD	LG
L. Smith	13	103	39	64	0	57
Krause	1	44	0	44	1	44
Norman	6	27	0	27	0	11
Reeves	3	19	0	19	0	11
Stacy	6	17	0	17	0	4
Tate	1	0	1	-1	0	0
Passing	Att	Comp	INT	Yds	TD	LG
Smith	25	15	2	157	2	48
Receiving	No.	Yds	TD	LG		
Barden	5	35	1	8		
Umoh	3	45	1	48		
Krause	2	27	0	15		
Stacy	2	7	0	7		
Cole	1	32	0	32		
Norman	1	6	0	6		
Wimberly	1	5	0	5		
Punting	No.	Yds	AVG	LG	In20	
Kent	7	274	39.1	57	2	
Returns	PR	KOR	INTR			
Cole	2-16	-	-			
Stacy	1-(3)	-	-			
Norman	-	4-162	-			
Hayward	-	-	1-0			
Samuels	-	1-24	-			
Field Goal Attempts						
None.						
Defense	UT-AT-TT	TFL	S	Int.	CF	RF
Marve	7-4-11	1.5-2				
Richardson	5-5-10					
Jelesky	3-4-7	1-0-1				

### TEAM STATISTICS

	VU	UC
<b>FIRST DOWNS</b>	<b>10</b>	<b>19</b>
Rushing	5	8
Passing	5	9
Penalty	0	2
Rushing Attempts	31	45
Yards Gained Rushing	210	203
Yards Lost Rushing	41	7
<b>NET YARDS RUSHING</b>	<b>169</b>	<b>196</b>
<b>NET YARDS PASSING</b>	<b>157</b>	<b>179</b>
Passes Attempted	25	30
Passes Completed	15	21
Had Intercepted	2	1
<b>TOTAL OFFENSIVE PLAYS</b>	<b>56</b>	<b>75</b>
<b>TOTAL NET YARDS</b>	<b>326</b>	<b>375</b>
Avg. Gain Per Play	5.8	5.0
Fumbles: No.-Lost	2-1	1-1
Penalties: No.-Yds.	6-52	3-15
No. of Punts-Yards	7-274	8-292
Avg. Per Punt	39.1	36.5
Punt Returns: No.-Yds.	3-13	2-13
Kickoff Returns: No.-Yds.	5-186	4-121
Interceptions: No.-Yds.	1-0	2-67
Fumble Returns: No.-Yds	0-0	1-24
Miscellaneous Yards	0	0
Possession Time	23:40	36:20
3rd Down Conversions	3-12	6-19
4th Down Conversions	0-2	0-1





GAME #6 • OCTOBER 8, 2010



24

CONNECTICUT



27

RUTGERS

RUTGERS STADIUM • PISCATAWAY, N.J.

CONNECTICUT  
INDIVIDUAL LEADERS

Rushing	Att	Gain	Lost	Net	TD	LG
Todman	24	128	5	123	1	66
K. Moore	2	8	0	8	0	8
Passing	Att	Comp	INT	Yds	TD	LG
Endres	34	17	1	153	1	22
Receiving	No.	Yds	TD	LG		
K. Moore	5	64	1	22		
Griffin	4	26	0	9		
Smith	3	38	0	21		
Difton	3	19	0	12		
Todman	2	6	0	5		
Punting	No.	Yds	AVG	LG	In20	
Wagner	11	444	40.4	63	1	
Returns	PR	KOR	INTR			
Mack	4-44	-	-			
N. Williams	-	2-136	-			
Lang	-	1-5	-			
Field Goal Attempts						
Teggart	2nd	0:00	17 yds.		Good	
Defense	UT-AT-TT	TFL	S	Int.	CF	RF
Wilson	7-7-14	2.5	1.5			
S. Moore	8-4-12	3.0				
Lang	4-3-7					
Gratz	4-2-6				1	

UCONN STARTERS & PARTICIPANTS

OFFENSIVE STARTERS			DEFENSIVE STARTERS		
WR 80	SMITH		DE 99	REYES	
WR 82	K. MOORE		DT 59	STEPHEN	
LT 71	RYAN		DT 4	MARTIN	
LG 60	KURACZEA		DE 48	T. WILLIAMS	
C 57	PETRUS		LB 46	S. MOORE	
RG 78	HURD		LB 32	LUTRUS	
RT 77	FRIEND		LB 8	WILSON	
QB 12	ENDRES		CB 5	WREH-WILSON	
TB 23	TODMAN		S 15	JUNIOR	
FB 49	SHERMAN		S 7	LANG	
WR 1	DIFTON		CB 24	GRATZ	

**TOTAL PARTICIPANTS (46)** – 13 Christen, 14 Kinnard, 19 Dabney, 20 Brandon, 21 Wilburn, 24 Shoemate, 29 Mack, 31 Williams, 37 Jean-Louis, 38 Teggart, 39 Manning, 45 Hyppolite, 53 Wirth, 54 Polito, 55 Williams, 81 Manning, 83 Moore, 86 Wagner, 88 Sheppard, 89 Delahunt, 93 Chard, 94 Griffin, 96 Portee, 98 Jennings

UConn (3-3, 0-1)	7	17	0	0	-	24
Rutgers (3-2, 1-0)	14	3	0	10	-	27

**FIRST QUARTER**  
 RU-Jeremy Deering 46 pass from Chas Dodd (San San Te kick) 8:49 (3 plays, 42 yards, 1:34)  
 UC-Nick Williams 100 kick return (Dave Teggart kick) 8:33  
 RU-Mohamed Sanu 2 run (Te kick) 6:05 (7 plays, 60 yards, 3:26)

**SECOND QUARTER**  
 RU-Te 28 field goal 9:43 (7 plays, 60 yards, 3:26)  
 UC-Todman 66 run (Teggart kick) 6:36 (1 play, 66 yards, 0:10)  
 UC-K. Moore 22 pass from Endres (Teggart kick) 4:13 (3 plays, 28 yards, 1:01)  
 UC-Teggart 17 field goal 0:00 (10 plays, 53 yards, 2:53)

**THIRD QUARTER**  
 No scoring.

**FOURTH QUARTER**  
 RU-Harrison 52 pass from Dodd (Te kick) 3:53 (1 play, 52 yards, 0:09)  
 RU-Te 34 field goal 0:13 (5 plays, 45 yards, 1:18)

**Attendance-48,431**

RUTGERS  
INDIVIDUAL LEADERS

Rushing	Att	Gain	Lost	Net	TD	LG
Thomas	9	32	3	29	0	12
Sanu	8	34	7	27	1	21
Martinek	8	25	0	25	0	7
Young	1	12	0	12	0	12
Deering	2	3	0	3	0	3
Dodd	9	22	28	-6	0	12
Passing	Att	Comp	INT	Yds	TD	LG
Dodd	29	18	0	322	2	52
Sanu	2	1	0	43	0	43
Jefferson	1	0	0	0	0	0
Receiving	No.	Yds	TD	LG		
Harrison	5	112	1	52		
Jefferson	4	57	0	25		
Deering	3	102	1	46		
Thomas	3	73	0	43		
Sanu	2	11	0	9		
Young	2	10	0	6		
Punting	No.	Yds	AVG	LG	In20	
Dellaganna	8	374	46.8	58	1	
Returns	PR	KOR	INTR			
Robinson	4-16	-	-			
Sanu	-	-	1-0			
Lefeged	-	4-135	-			
Field Goal Attempts						
Te	2nd	9:43	28 yds.		Good	
Te	4th	0:13	34 yds.		Good	
Defense	UT-AT-TT	TFL	S	Int.	CF	RF
Abreu	4-6-10	1.0			1	
Lowery	2-8-10					
Silvestro	3-5-8	1.5				

TEAM STATISTICS

	UC	RU
<b>FIRST DOWNS</b>	<b>11</b>	<b>19</b>
Rushing	2	5
Passing	8	13
Penalty	1	1
Rushing Attempts	26	38
Yards Gained Rushing	136	128
Yards Lost Rushing	5	40
<b>NET YARDS RUSHING</b>	<b>131</b>	<b>88</b>
<b>NET YARDS PASSING</b>	<b>153</b>	<b>365</b>
Passes Attempted	34	32
Passes Completed	17	19
Had Intercepted	1	0
<b>TOTAL OFFENSIVE PLAYS</b>	<b>60</b>	<b>70</b>
<b>TOTAL NET YARDS</b>	<b>284</b>	<b>453</b>
Avg. Gain Per Play	4.7	6.5
Fumbles: No.-Lost	1-0	1-0
Penalties: No.-Yds.	7-28	11-57
No. of Punts-Yards	11-444	8-374
Avg. Per Punt	40.4	46.8
Punt Returns- No.-Yds.	4-44	4-16
Kickoff Returns: No.-Yds.	3-141	4-135
Interceptions: No.-Yds.	0-0	1-0
Fumble Returns: No.-Yds	0-0	0-0
Miscellaneous Yards	0	0
Possession Time	24:47	35:13
3rd Down Conversions	3-14	3-15
4th Down Conversions	0-0	0-2

**PISCATAWAY, N.J.** – University of Connecticut junior running back Jordan Todman rushed for 123 yards while junior quarterback Cody Endres passed for 153 as the Huskies fell at Rutgers by a 27-24 score before a crowd of 48,431 at Rutgers Stadium.

Endres was 17 of 34 in the air for one touchdown while redshirt junior wide receiver Kashif Moore led UConn with five receptions for 64 yards and a TD. Rutgers was paced by quarterback Chas Dodd, who was 18 of 29 in the air for 322 yards.

After a scoreless third quarter, Dodd found Mark Harrison with a 52 yard touchdown pass to tie the game at 24-24 with just under four minutes left in the fourth quarter.

Rutgers was able to take a 27-24 lead with 13 seconds remaining, when Dodd found Jeremy Deering with a 45 yard gain to set up a 34 yard field goal for San San Te, which he would convert for the 27-24 Scarlet Knight victory.

The first half saw the beginning statistically dominated by Rutgers in the first quarter while Connecticut dominated the second quarter. Rutgers outgained the Huskies 109-29 in total offense in the opening period while UConn then came back and outgained Rutgers 169-21.

The Scarlet Knights did open the second quarter scoring with a 28-yard field goal by Te, which closed out a seven play-60 yard drive. The Huskies then scored the final 17 points of the second half to take a 24-17 halftime lead. Junior tailback Jordan Todman scored on a 66-yard rush on the first play from scrimmage with 6:36 left to play. The rush was the longest of Todman's career and the longest by a Husky this year.

After a three and out by Rutgers, freshman Taylor Mack had a 33-yard punt return to put the ball at the Scarlet Knight 28. Two plays later, Endres hooked up with Moore for a 22-yard TD to give UConn its first lead of the game at 21-17. Junior kicker Dave Teggart kicked a 17-yard field as time expired at halftime that completed a 10 play-53 yard drive that also featured six called timeouts

Rutgers opened the scoring on a 46-yard pass play from Chas Dodd to Jeremy Deering on a third-and-14 play. Earlier in that drive, Connecticut declined a holding call that made its third-and-nine from the UConn 41 and another Rutgers offense penalty was accepted to make it third-and-14 to set up the scoring play.

Sophomore Nick Williams tied the game immediately with a 100-yard kickoff return. The 100-yard KO return was the fourth in school history with the last one coming against Rutgers last year by junior tailback Robbie Frey at Rentschler Field.

Rutgers rounded out the first quarter scoring with a touchdown on the drive right after Williams' return. Joe Lefeged returned the ball 75-yards on the kickoff to the UConn 14 and three plays later Mohamed Sanu scored on a two-yard rush.





## GAME #7 • OCTOBER 23, 2010



0

CONNECTICUT



26

LOUISVILLE

PAPA JOHN'S CARDINAL STADIUM • LOUISVILLE, KY

### CONNECTICUT INDIVIDUAL LEADERS

Rushing	Att	Gain	Lost	Net	TD	LG
Todman	19	90	10	80	0	13
Box	5	27	5	22	0	13
Kinnard	1	6	0	6	0	6
Passing	Att	Comp	INT	Yds	TD	LG
Box	12	4	1	35	0	15
Frazer	8	6	0	52	0	22
Receiving	No.	Yds	TD	LG		
Griffin	4	40	0	15		
K. Moore	4	22	0	11		
Todman	1	22	0	22		
Smith	1	3	0	3		
Punting	No.	Yds	AVG	LG	In20	
Wagner	5	214	42.8	46	2	
Returns	PR	KOR	INTR			
Mack	1-1	-	-			
K. Moore	-	2-46	-			
N. Williams	-	3-72	-			
Lang	-	1-8	-			
Field Goal Attempts	1st	2nd	29 yds	Missed		
Teggart						
Defense	UT-AT-TT	TFL	S	Int.	CF	RF
Wilson	10-6-16	2.0-8				
S. Moore	7-1-8	2.0-7				
Lang	3-4-7					
Junior	6-0-6	1.0-3				

### UConn STARTERS & PARTICIPANTS

#### OFFENSIVE STARTERS

WR 80	SMITH
WR 82	K. MOORE
LT 71	RYAN
LG 66	OLIVIER
C 57	PETRUS
RG 78	HURD
RT 63	MASTERS
TE 94	GRIFFIN
QB 4	BOX
TB 23	TODMAN
WR 83	I. MOORE

#### DEFENSIVE STARTERS

DE 99	REYES
DT 59	STEPHEN
DT 4	MARTIN
DE 91	JOSEPH
LB 46	S. MOORE
LB 32	LUTRUS
LB 8	WILSON
CB 5	WREH-WILSON
S 15	JUNIOR
S 7	LANG
CB 24	GRATZ

UConn (3-4, 0-2)	0	0	0	0	-	0
Louisville (4-3, 1-1)	0	13	10	3	-	26

#### FIRST QUARTER

No scoring.

#### SECOND QUARTER

LOU-Cameron Graham 2 pass from Adam Froman (Chris Philpott kick) 14:18 (3 plays, 18 yards, 0:46)

LOU-Philpott 39 field goal 6:57 (6 plays, 35 yards, 4:08)

LOU-Philpott 42 field goal 0:36 (11 plays, 45 yards, 4:00)

#### THIRD QUARTER

LOU-Doug Beaumont 74 punt return (Philpott kick) 13:50

LOU-Philpott 26 field goal 6:14 (11 plays, 45 yards, 5:50)

#### FOURTH QUARTER

LOU-Philpott 24 field goal 5:01 (10 yards, 74 plays, 5:01)

Attendance-48,591

**LOUISVILLE, Ky.** – The University of Louisville posted a 26-0 victory over the University of Connecticut on Saturday afternoon before a crowd of 48,591 at Papa John's Cardinal Stadium. UConn drops to 3-4 with the loss and 0-2 in the BIG EAST while Louisville is 4-3 and 1-1 in the BIG EAST.

The game marked the first time UConn had been shutout since a 24-0 loss at Pittsburgh on Nov. 12, 2005.

Louisville was led by quarterback Adam Froman who was 18 of 30 in the air for 195 yards and one TD. Bilal Powell was tops in rushing with 27 carries for 105 yards.

UConn redshirt freshman quarterback Mike Box (Suwanee, Ga.) made his first career start and was four of 12 in the air for 35 yards. Junior tailback Jordan Todman (North Dartmouth, Mass.) had 19 carries for 80 yards.

Louisville led 13-0 at halftime and then scored 13 unanswered points in the second half, including 10 in the third quarter to put the game away. Doug Beaumont scored on a 74-yard punt return for a TD with 1:10 into the second half for a 20-0 lead while Chris Philpott kicked his third field goal of the game on a 26-yarder with 6:14 left in the quarter to make it 23-0 and converted his fourth field goal of the game with 12:50 left in the fourth quarter for the 26-0 victory.

In the first half, a series of Husky mistakes led to several Cardinal scores. With 2:29 left in the first quarter and a scoreless game, UConn missed a 29-yard field goal that wasted a 12 play-68 yard drive.

The UConn defense then stopped the Cardinals on the next series, but the Huskies fumbled the punt return to give Louisville the ball back at the UConn 18 with four seconds to go in the first quarter.

Louisville broke the scoreless tie as Adam Froman completed a two-yard pass to Cameron Graham for the score and a 7-0 UL lead.

On UConn's next possession, Box threw an interception that gave Louisville the ball at their own 43. The Cardinals hurt themselves with a penalty that made it second and 21 from the UConn 39 and Chris Philpott connected on a 39-yard field goal to make it 10-0.

Following a UConn three-and-out, Louisville then marched 45 yards and 11 plays, but the Husky defense did hold but Philpott connected on a 42-yarder for the 13-0 halftime lead.


### LOUISVILLE INDIVIDUAL LEADERS

Rushing	Att	Gain	Lost	Net	TD	LG
Powell	27	121	16	105	0	15
Froman	3	20	0	20	0	9
Donnell	3	20	2	18	0	17
Wright	1	12	0	12	0	12
D. Brown	2	7	0	7	0	6
Passing	Att	Comp	INT	Yds	TD	LG
Froman	30	18	0	195	1	42
Receiving	No.	Yds	TD	LG		
Beaumont	7	53	0	17		
A. Smith	3	62	0	42		
Graham	3	33	1	18		
Chichester	2	33	0	19		
Powell	2	5	0	4		
Bellamy	1	9	0	9		
Punting	No.	Yds	AVG	LG	In20	
Bleser	3	118	39.3	42	2	
Returns	PR	KOR	INTR			
Beaumont	2-105	-	-			
Patrick	-	-	1-13			
Wright	-	1-9	-			
Field Goal Attempts	Philpott	2nd	6:57	39 yds.	Good	
Philpott	2nd	0:36	42 yds.	Good		
Philpott	3rd	6:14	26 yds.	Good		
Philpott	4th	12:50	24 yds.	Good		
Defense	UT-AT-TT	TFL	S	Int.	CF	RF
H. Smith	7-1-8				1	
Heath	5-0-5					
Holton	4-1-5					

### TEAM STATISTICS

	UC	LOU
<b>FIRST DOWNS</b>	11	20
Rushing	5	11
Passing	4	7
Penalty	2	2
Rushing Attempts	25	38
Yards Gained Rushing	123	180
Yards Lost Rushing	15	20
<b>NET YARDS RUSHING</b>	108	160
<b>NET YARDS PASSING</b>	87	195
Passes Attempted	20	30
Passes Completed	10	18
Had Intercepted	1	0
<b>TOTAL OFFENSIVE PLAYS</b>	45	68
<b>TOTAL NET YARDS</b>	195	355
Avg. Gain Per Play	4.3	5.2
Fumbles: No.-Lost	2-2	0-0
Penalties: No.-Yds.	4-41	7-70
No. of Punts-Yards	5-214	3-118
Avg. Per Punt	42.8	39.3
Punt Returns- No.-Yds.	1-1	2-105
Kickoff Returns: No.-Yds.	6-126	1-9
Interceptions: No.-Yds.	0-0	1-13
Fumble Returns: No.-Yds	0-0	0-0
Miscellaneous Yards	0	0
Possession Time	22:33	37:27
3rd Down Conversions	4-11	8-15
4th Down Conversions	0-0	0-0





## GAME #8 • OCTOBER 29, 2010



# 16

CONNECTICUT



# 13

WEST VIRGINIA

RUTGERS STADIUM • PISCATAWAY, N.J.

### CONNECTICUT INDIVIDUAL LEADERS

Rushing	Att	Gain	Lost	Net	TD	LG
Todman	33	116	3	113	1	24
Frey	1	0	0	0	0	0
Frazer	7	16	17	-1	0	11
Passing	Att	Comp	INT	Yds	TD	LG
Frazer	29	18	0	166	0	40
Receiving	No.	Yds	TD	LG		
Smith	6	56	0	15		
Todman	4	28	0	11		
Griffin	3	17	0	7		
K. Moore	2	47	0	40		
Sherman	2	15	0	9		
I. Moore	1	3	0	3		
Punting	No.	Yds	AVG	LG	In20	
Wagner	9	382	42.4	62	3	
Returns	PR	KOR	INTR			
Mack	1-0	-	-			
K. Moore	-	3-69	-			
Kinnard	-	1-24	-			
Field Goal Attempts						
Teggart	2nd	0:01	39 yds.			Good
Teggart	4th	10:48	26 yds.			Good
Teggart	OT	-	27 yds.			Good
Defense	UT-AT-TT	TFL	S	Int.	CF	RF
S. Moore	13-4-17	3.0			2	2
Aghor	5-3-8					
Junior	6-1-7	1.0				

### UCONN STARTERS & PARTICIPANTS

#### OFFENSIVE STARTERS

WR 80	SMITH
TE 89	DELAHUNT
LT 71	RYAN
LG 66	OLIVIER
C 57	PETRUS
RG 78	HURD
RT 63	MASTERS
QB 10	FRAZER
TB 23	TODMAN
FB 49	SHERMAN
TE 94	GRIFFIN

#### DEFENSIVE STARTERS

DE 48	T. WILLIAMS
DT 99	REYES
DT 4	MARTIN
DE 91	JOSEPH
LB 46	S. MOORE
LB 8	WILSON
CB 21	WILBURN
CB 5	WREH-WILSON
S 15	JUNIOR
S 25	AGBOR
CB 24	GRATZ

W. Virginia (5-3, 1-2)	10	0	3	0	-	13
UConn (4-4, 1-2)	0	3	7	3	-	16

#### FIRST QUARTER

WVU-Brad Starks 53 run (Tyler Bitancourt kick) 10:15 (1 play, 53 yards, 0:08)  
WVU-Bitancourt 36 field goal 4:03 (9 plays, 38 yards, 4:35)

#### SECOND QUARTER

UC-Dave Teggart 39 field goal 0:01 (12 plays, 63 yards, 3:22)

#### THIRD QUARTER

UC-Jordan Todman 24 run (Teggart kick) 6:17 (14 plays, 71 yards, 5:11)  
WVU-Bitancourt 42 field goal 1:46 (12 plays, 49 yards, 4:31)

#### FOURTH QUARTER

UC-Teggart 26 field goal 10:48 (5 plays, 47 yards, 1:58)

#### OVERTIME

UC-Teggart 27 field goal (5 plays, 16 yards)

Attendance-40,000

**EAST HARTFORD, Conn.** – Jordan Todman recorded a career-high tying 33 rushes for 113 yards as the University of Connecticut defeated West Virginia, 16-13 in its first overtime game of the season. The win over the Mountaineers marks the first for the Huskies over the past seven seasons.

Zach Frazer was 18 of 29 in the air for 166 yards, while Michael Smith had six receptions for 56 yards. Sio Moore (Apex, N.C.) had a game-high 17 tackles for the Huskies, including three for a loss.

West Virginia's Geno Smith was 22 of 34 for 160 yards in the air and had 64 rushing yards, while Noel Devine added 67 rushing yards to the Mountaineer offense.

Lawrence Wilson tallied his second fumble recovery of the day when West Virginia had the ball on the one-yard line during the first overtime possession and Dave Teggart converted a 27-yard field goal on UConn's ensuing possession, his third of the game, for the 16-13 Husky overtime victory.

With 10:48 left in regulation, Teggart converted a 26-yard field goal, to bring the score to 13-13 after Frazer put him in field goal range with a 40-yard pass to Kashif Moore. The field goal would mark the last time either team would score during regulation, forcing UConn into its first overtime game of the season and West Virginia into its second overtime game of the year.

Todman tied the score at 10-10 with 6:17 left in the third quarter when he scored on a 24-yard run. UConn started the series on its own 36-yard line and moved the ball with 14 plays including, eight Todman rushes.

On West Virginia's next possession, Tyler Bitancourt broke the tie, converting a 42-yard field goal to put the Mountaineers up 13-10 with 1:46 left in the third quarter.

West Virginia struck first in the opening half, scoring all of its 10 first half points during the first quarter.

After UConn was forced to punt following their second series of the game, the Mountaineers' took over possession at their own 47-yard line and Brad Starks opened their series with a 53-yard touchdown run to put WVU up, 7-0, with 10:23 left on the clock.

UConn managed to gain just two yards in its next possession, giving West Virginia the ball on its own 43-yard line. The Mountaineer offense was able to move the ball down the field, putting Bitancourt within field goal range, and Bitancourt's 36-yard attempt was good, giving WVU a 10-0 advantage.

UConn's first scoring chance of the game came when Moore forced a Devine fumble on WVU's first possession of the second quarter. The fumble gave UConn the ball on the West Virginia 44-yard line and Frazer opened the series with an 11-yard rush, giving the Huskies their first, first down of the game. After eight plays, UConn was not able to convert and UConn was forced to punt with 7:01 left on the clock.


The Huskies finally got on the board with one second left in the first half when the UConn offense was able to move the ball down the field with three consecutive first downs. Teggart converted a 39-yard field goal for the Huskies, putting the score at 10-3 going into halftime.

### WEST VIRGINIA INDIVIDUAL LEADERS

Rushing	Att	Gain	Lost	Net	TD	LG
Devine	16	77	10	67	0	18
G. Smith	15	73	9	64	0	29
Starks	1	53	0	53	1	53
Clarke	10	48	6	42	0	16
Sanders	4	15	0	15	0	6
Austin	1	13	0	13	0	13
Passing	Att	Comp	INT	Yds	TD	LG
G. Smith	34	22	0	160	0	20
Receiving	No.	Yds	TD	LG		
Sanders	7	43	0	14		
Austin	5	41	0	14		
Bailey	4	36	0	20		
Starks	3	35	0	14		
Devine	2	3	0	3		
Urban	1	2	0	2		
Punting	No.	Yds	AVG	LG	In20	
Pugnetti	6	257	42.8	57	3	
Returns	PR	KOR	INTR			
Bell	1-0	-	-			
Hogan	1-11	2-44	-			
Alston	-	1-0	-			
Field Goal Attempts						
Bitancourt	1st	4:03	36 yds.			Good
Bitancourt	3rd	1:46	42 yds.			Good
Defense	UT-AT-TT	TFL	S	Int.	CF	RF
J. Miller	6-3-9	1.0				
J.T. Thomas	3-4-7					
Garvin	3-4-7				1	

### TEAM STATISTICS

	WVU	UC
<b>FIRST DOWNS</b>	<b>24</b>	<b>16</b>
Rushing	16	7
Passing	7	9
Penalty	1	0
Rushing Attempts	47	41
Yards Gained Rushing	279	132
Yards Lost Rushing	25	20
<b>NET YARDS RUSHING</b>	<b>254</b>	<b>112</b>
<b>NET YARDS PASSING</b>	<b>160</b>	<b>166</b>
Passes Attempted	34	29
Passes Completed	22	18
Had Intercepted	0	0
<b>TOTAL OFFENSIVE PLAYS</b>	<b>81</b>	<b>70</b>
<b>TOTAL NET YARDS</b>	<b>414</b>	<b>278</b>
Avg. Gain Per Play	5.1	4.0
Fumbles: No.-Lost	7-4	2-0
Penalties: No.-Yds.	4-35	4-59
No. of Punts-Yards	6-257	9-382
Avg. Per Punt	42.8	42.4
Punt Returns- No.-Yds.	2-11	1-0
Kickoff Returns: No.-Yds.	3-44	4-93
Interceptions: No.-Yds.	0-0	0-0
Fumble Returns: No.-Yds	0-0	0-0
Miscellaneous Yards	0	0
Possession Time	30:45	29:15
3rd Down Conversions	7-17	5-17
4th Down Conversions	1-2	1-1



## GAME #9 • NOVEMBER 11, 2010



# 30

### CONNECTICUT



# 28

### PITTSBURGH

## RENTSCHLER FIELD • EAST HARTFORD, CONN.

### UCONN STARTERS & PARTICIPANTS

OFFENSIVE STARTERS		DEFENSIVE STARTERS	
WR 80 SMITH	DE 99 REYES	DE 99 REYES	DE 99 REYES
WR 82 K. MOORE	DT 59 STEPHEN	DT 59 STEPHEN	DT 59 STEPHEN
LT 71 RYAN	DT 4 MARTIN	DT 4 MARTIN	DT 4 MARTIN
LG 66 OLIVIER	DE 91 JOSEPH	DE 91 JOSEPH	DE 91 JOSEPH
C 57 PETRUS	LB 32 LUTRUS	LB 32 LUTRUS	LB 32 LUTRUS
RG 78 HURD	LB 8 WILSON	LB 8 WILSON	LB 8 WILSON
RT 63 MASTERS	LB 95 LLOYD	LB 95 LLOYD	LB 95 LLOYD
WR 83 I. MOORE	CB 5 WREH-WILSON	CB 5 WREH-WILSON	CB 5 WREH-WILSON
QB 10 FRAZER	S 15 JUNIOR	S 15 JUNIOR	S 15 JUNIOR
TB 23 TODMAN	S 25 AGBOR	S 25 AGBOR	S 25 AGBOR
FB 49 SHERMAN	CB 24 GRATZ	CB 24 GRATZ	CB 24 GRATZ

**TOTAL PARTICIPANTS (50)** – 2 St. Louis, 4 Box, 7 Lang, 13 Christen, 14 Kinnard, 20 Brandon, 21 Wilburn, 24 Shoemate, 29 Mack, 31 Williams, 37 Jean-Louis, 38 Teggart, 39 Manning, 40 Yurek, 44 Frey, 45 Hyppolite, 46 Moore, 48 Williams, 54 Polito, 55 Williams, 70 Bardzak, 81 Manning, 86 Wagner, 88 Sheppard, 89 Delahunt, 93 Chard, 94 Griffin, 98 Jennings

Pittsburgh (5-4, 3-1)	7	0	14	7	-	28
UConn (5-4, 2-2)	7	3	10	10	-	30

**FIRST QUARTER**  
 PITT-Dion Lewis 4 run (Dan Hutchins kick) 12:59 (5 plays, 48 yards, 1:47)  
 UC-Kashif Moore 36 pass from Zach Frazer (Dave Teggart kick) 7:36 (11 plays, 83 yards, 5:23)

**SECOND QUARTER**  
 UC-Teggart 46 field goal 13:37 (8 plays, 45 yards, 2:56)

**THIRD QUARTER**  
 UC-Teggart 39 field goal 10:48 (7 plays, 51 yards, 1:59)  
 PITT-Lewis 1 run (Hutchins kick) 5:27 (6 plays, 75 yards, 3:12)  
 PITT-Ray Graham 5 run (Hutchins kick) 0:13 (6 plays, 65 yards, 2:34)  
 UC-Nick Williams 95 kickoff return (Teggart kick) 0:00

**FOURTH QUARTER**  
 UC-Teggart 25 field goal 7:07 (8 plays, 52 yards, 3:18)  
 UC-Isiah Moore 14 pass from Frazer (Teggart kick) 6:19 (2 plays, 21 yards, 0:39)  
 PITT-Jon Baldwin 20 pass from Tino Sunseri (Hutchins kick) 4:35 (5 plays, 70 yards, 1:44)

**Attendance-35,391**

### CONNECTICUT INDIVIDUAL LEADERS

Rushing	Att	Gain	Lost	Net	TD	LG
Todman	37	232	10	222	0	31
Frey	5	23	0	23	0	9
Box	1	8	0	8	0	8
Frazer	1	1	0	1	0	1
K. Moore	2	1	6	-5	0	1
Passing	Att	Comp	INT	Yds	TD	LG
Frazer	20	9	1	100	2	36
Receiving	No.	Yds	TD	LG		
K. Moore	2	46	1	36		
I. Moore	2	29	1	15		
Frey	2	9	0	7		
Griffin	1	9	0	9		
Todman	1	7	0	7		
Sherman	1	0	0	0		
Punting	No.	Yds	AVG	LG	In20	
Wagner	5	196	39.2	43	2	
Returns	PR	KOR	INTR			
Kinnard	2-(-3)	-	-			
Junior	-	-	1-17			
N. Williams	-	2-117	-			
Gratz	-	-	1-37			
K. Moore	-	3-54	-			
Field Goal Attempts						
Teggart	2nd	13:37	46 yds.			Good
Teggart	3rd	10:48	39 yds.			Good
Teggart	4th	7:07	25 yds.			Good
Defense	UT-AT-TT	TFL	S	Int.	CF	RF
Wilson	5-6-11	1	1			
S. Moore	3-6-9					
Junior	4-4-8			1		

### TEAM STATISTICS

	PITT	UC
<b>FIRST DOWNS</b>	<b>18</b>	<b>19</b>
Rushing	8	12
Passing	10	5
Penalty	0	2
Rushing Attempts	34	46
Yards Gained Rushing	164	265
Yards Lost Rushing	21	16
<b>NET YARDS RUSHING</b>	<b>143</b>	<b>249</b>
<b>NET YARDS PASSING</b>	<b>220</b>	<b>100</b>
Passes Attempted	28	20
Passes Completed	20	9
Had Intercepted	2	1
<b>TOTAL OFFENSIVE PLAYS</b>	<b>62</b>	<b>66</b>
<b>TOTAL NET YARDS</b>	<b>363</b>	<b>349</b>
Avg. Gain Per Play	5.9	5.3
Fumbles: No.-Lost	3-1	3-0
Penalties: No.-Yds.	3-35	2-15
No. of Punts-Yards	6-230	5-196
Avg. Per Punt	38.3	39.2
Punt Returns- No.-Yds.	2-15	2-(-3)
Kickoff Returns: No.-Yds.	7-153	5-171
Interceptions: No.-Yds.	1-0	2-54
Fumble Returns: No.-Yds	0-0	0-0
Miscellaneous Yards	0	0
Possession Time	31:44	28:16
3rd Down Conversions	7-14	3-14
4th Down Conversions	0-0	3-3

### PITTSBURGH INDIVIDUAL LEADERS

Rushing	Att	Gain	Lost	Net	TD	LG
Lewis	13	77	0	77	2	19
Graham	16	82	7	75	1	29
Sunseri	5	5	14	-9	0	4
Passing	Att	Comp	INT	Yds	TD	LG
Sunseri	28	20	2	220	1	42
Receiving	No.	Yds	TD	LG		
Baldwin	6	95	1	42		
Lewis	5	50	0	31		
Shanahan	3	28	0	12		
Street	3	19	0	9		
Cruz	2	19	0	15		
Graham	1	9	0	9		
Punting	No.	Yds	AVG	LG	In20	
Hutchins	6	230	38.3	56	1	
Returns	PR	KOR	INTR			
Saddler	2-15	3-79	-			
Graham	-	4-74	-			
Holley	-	-	1-0			
Field Goal Attempts						
None.						
Defense	UT-AT-TT	TFL	S	Int.	CF	RF
DeCicco	10-2-12	1				
Gruder	4-7-11					
Alecixh	3-5-8					
Lindsey	4-2-6	1	1		1	

**EAST HARTFORD, CONN.** – Junior tailback Jordan Todman rushed for a career-high 222 yards and Connecticut converted a dramatic fourth-and-one from their own territory with 2:33 to play as the Huskies rallied to defeat Pittsburgh, 30-28.

Connecticut was nursing a 30-28 lead when the Huskies faced a fourth-and-one at their own 19. Connecticut head coach Randy Edsall elected to go for it instead of punting the ball back to the Panthers, and Todman rewarded his head coach by barreling ahead for four yards. The Huskies then safely ran out the clock to earn the victory.

Todman was immense throughout the game in setting career marks with his 37 attempts and 222 yards. His exploits pushed his career rushing total to 2,660, as he passed both Ed Long and Wilbur Gilliard as he moved into third place all-time at Connecticut.

For the second consecutive game, the Huskies found themselves in an early hole. On the first play from scrimmage, a flea-flicker pass by redshirt senior quarterback Zach Frazer was intercepted by Jarred Holley. Five plays later, Dion Lewis scrambled in from the four, and just two minutes into the contest, the Huskies trailed 7-0.


Connecticut quickly responded, as they marched 83 yards in 11 plays scoring when Frazer connected with redshirt junior Kashif Moore on a 36-yard scoring strike. On Pittsburgh's next possession, they marched deep into Husky territory before redshirt junior safety Jerome Junior picked off Panther quarterback Tino Sunseri at the Connecticut nine and returned it seventeen yards. The ensuing drive stalled and redshirt junior kicker Dave Teggart drilled the first of his three field goals, this one from 46 yards out.

Teggart connected again early in the third quarter from 39 yards out to put the Huskies ahead 13-7, but Pittsburgh retook the lead on a one-yard run by Lewis. After a Connecticut punt, the Panthers scored again on a five-yard run by Ray Graham. On the ensuing kickoff, sophomore Nick Williams ran it all the way back 95 yards for a score, his second kickoff return for a score this year. His score cut the Panther lead to 21-20.

Teggart put the Huskies back ahead with a 25-yard field goal, and when Pittsburgh fumbled the ensuing kickoff on a jarring hit by senior fullback Anthony Sherman, redshirt junior tailback Robbie Frey recovered and the Huskies were back in business. Two plays later, Frazer connected with red-shirt junior wide receiver Isiah Moore from 14 yards out for the score.

Frazer finished with nine completions in 20 attempts, for 100 yards and the two touchdowns and one interception. Kashif Moore had two receptions for 46 yards and his score. The Connecticut defense was paced by redshirt senior linebacker Lawrence Wilson, who had 11 tackles and one sack.





GAME #10 • NOVEMBER 20, 2010



CARRIER DOME • SYRACUSE, N.Y.

CONNECTICUT INDIVIDUAL LEADERS

Rushing	Att	Gain	Lost	Net	TD	LG
Todman	27	135	5	130	2	29
Frey	8	35	10	25	0	22
Frazer	1	5	0	5	0	5
Passing	Att	Comp	INT	Yds	TD	LG
Frazer	21	13	0	98	0	17
Receiving	No.	Yds	TD	LG		
I. Moore	4	37	0	17		
Smith	3	29	0	17		
Griffin	3	25	0	10		
K. Moore	2	7	0	5		
Todman	1	0	0	0		
Punting	No.	Yds	AVG	LG	In20	
Wagner	4	198	49.5	53	3	
Returns	PR	KOR	INTR			
N. Williams	3-31	1-35	-			
Reyes	-	-	1-2			
Frey	-	1-25	-			
Field Goal Attempts						
Teggart	2nd	3:20	49 yds.	Missed		
Teggart	2nd	0:31	35 yds.	Good		
Teggart	4th	14:06	35 yds.	Good		
Teggart	4th	3:00	21 yds.	Good		
Defense	UT-AT-TT	TFL	S	Int.	CF	RF
S. Moore	8-1-9	0.5	0.5			
Lutrus	7-2-9	1.5	0.5			
Wilson	7-1-8					

UCONN STARTERS & PARTICIPANTS

OFFENSIVE STARTERS			DEFENSIVE STARTERS		
WR 80	SMITH		DE 99	REYES	
WR 82	K. MOORE		DT 59	STEPHEN	
LT 71	RYAN		DT 4	MARTIN	
LG 66	OLIVIER		DE 91	JOSEPH	
C 57	PETRUS		LB 32	LUTRUS	
RG 78	HURD		LB 46	S. MOORE	
RT 63	MASTERS		LB 8	WILSON	
TE 94	GRIFFIN		CB 5	WREH-WILSON	
QB 10	FRAZER		S 15	JUNIOR	
TB 23	TODMAN		S 25	AGBOR	
WR 82	K. MOORE		CB 24	GRATZ	

**TOTAL PARTICIPANTS (49)** – 2 StLouis, 7 Lang, 13 Christen, 19 Dabney, 20 Brandon, 21 Wilburn, 28 Johnson, 29 Mack, 31 Williams, 37 Jean-Louis, 38 Teggart, 39 Manning, 40 Yurek, 44 Frey, 45 Hyppolite, 48 Williams, 49 Williams, 54 Polito, 55 Williams, 70 Bardzak, 81 Manning, 86 Wagner, 88 Sheppard, 89 Delahunt, 93 Chard, 96 Portee, 98 Jennings

UConn (6-4, 3-2)	7	3	7	6	-	23
Syracuse (7-4, 4-3)	3	0	3	0	-	6

**FIRST QUARTER**  
UC-Jordan Todman 1 run (Dave Teggart kick) 5:16 (11 plays, 80 yards, 4:56)  
SYR-Ross Krautman 42 field goal 0:02 (9 plays, 55 yards, 5:14)

**SECOND QUARTER**  
UC-Teggart 35 field goal 0:31 (8 plays, 20 yards, 2:09)

**THIRD QUARTER**  
SYR-Krautman 35 field goal 8:21 (6 plays, 13 yards, 2:00)  
UC-Todman 2 run (Teggart kick) 4:41 (1 play, 4 yards, 0:07)

**FOURTH QUARTER**  
UC-Teggart 35 field goal 14:06 (8 plays, 20 yards, 3:21)  
UC-Teggart 21 field goal 3:00 (6 plays, 44 yards, 3:52)

**Attendance-41,465**

**SYRACUSE, N.Y.** – The University of Connecticut football team gained bowl eligibility for the fourth consecutive year on Saturday night as it posted a 23-6 win over Syracuse before a crowd of 41,465 at the Carrier Dome.

UConn junior running back Jordan Todman led the Huskies in rushing with 130 yards on 27 carries and 2 TDs. Senior quarterback Zach Frazer was an efficient 13 of 21 for 98 yards on the night. Junior kicker Dave Teggart had three field goals on four attempts.

UConn led 10-3 at halftime and Syracuse made it 10-6 on a 42-yard field goal by Ross Krautman with 8:21 left to play in the third.

Junior defensive lineman Kendall Reyes made the key defensive play of the game when he sacked SU quarterback Ryan Nassib for a loss of seven yards and a fumble which the Huskies recovered at the SU four-yard line. After an Orange penalty, Todman scored his second TD of the game on a two-yard run to make it 17-6 Huskies.

Teggart then connected on a 35-yard field goal with 14:06 left to play in the fourth for the 20-6 Husky lead.

Teggart continued UConn's scoring during the final quarter when he converted a 21-yard field goal with three minutes left in the game to extend the Husky lead to 23-6.

UConn scored the only touchdown of the first half on its initial possession of the game. The Huskies started the drive at their own 20 and moved the ball 80 yards on 11 plays for the score. Todman completed the drive with a one-yard TD run with 5:16 left to play and had a total of seven rushes on the drive.

Syracuse came back on its next possession to kick a 42-yard field goal by Ross Krautman for its only points of the first half. After moving the ball from its 20 to the UConn 32, the Huskies only gave up seven more yards to force the Orange field goal.

UConn scored the only points of the second quarter when Teggart connected on a 35-yard field goal in the final minute of the half. The Huskies gained possession on that drive by an interception by Reyes that put the ball at the SU 38.

SYRACUSE INDIVIDUAL LEADERS

Rushing	Att	Gain	Lost	Net	TD	LG
Carter	19	70	3	67	0	12
Graham	1	11	0	11	0	11
Bailey	1	2	0	2	0	2
Harris	1	1	0	1	0	1
Nassib	7	18	35	-17	0	8
Passing	Att	Comp	INT	Yds	TD	LG
Nassib	36	20	1	171	0	24
Receiving	No.	Yds	TD	LG		
Sales	6	57	0	14		
Bailey	4	24	0	24		
Chew	3	29	0	19		
Cruz	2	11	0	7		
Provo	1	22	0	22		
Carter	1	16	0	16		
Lemon	1	12	0	12		
Gulley	1	4	0	4		
Nassib	1	-4	0	0		
Punting	No.	Yds	AVG	LG	In20	
Long	6	267	44.5	57	1	
Returns	PR	KOR	INTR			
Holmes	2-1	-	-			
Graham	-	4-104	-			
Field Goal Attempts						
Krautman	1st	0:02	42 yds.	Good		
Krautman	3rd	8:21	35 yds.	Good		
Defense	UT-AT-TT	TFL	S	Int.	CF	RF
Hogue	6-2-8	1.0			1	
Holmes	6-2-8					
Thomas	3-4-7					
D. Smith	4-2-6					1

TEAM STATISTICS

	UC	SYR
<b>FIRST DOWNS</b>	14	17
Rushing	8	4
Passing	5	11
Penalty	1	2
Rushing Attempts	38	29
Yards Gained Rushing	175	102
Yards Lost Rushing	19	38
<b>NET YARDS RUSHING</b>	156	64
<b>NET YARDS PASSING</b>	98	171
Passes Attempted	21	36
Passes Completed	13	20
Had Intercepted	0	1
<b>TOTAL OFFENSIVE PLAYS</b>	59	65
<b>TOTAL NET YARDS</b>	254	235
Avg. Gain Per Play	4.3	3.6
Fumbles: No.-Lost	3-1	2-1
Penalties: No.-Yds.	6-60	9-66
No. of Punts-Yards	4-198	6-267
Avg. Per Punt	49.5	44.5
Punt Returns- No.-Yds.	3-31	2-1
Kickoff Returns: No.-Yds.	2-60	4-104
Interceptions: No.-Yds.	1-2	0-0
Fumble Returns: No.-Yds	0-0	0-0
Miscellaneous Yards	0	0
Possession Time	30:45	29:15
3rd Down Conversions	2-12	4-15
4th Down Conversions	2-2	0-1





## GAME #11 • NOVEMBER 27, 2010



# 38

### CONNECTICUT



# 17

### CINCINNATI

## RENTSCHLER FIELD • EAST HARTFORD, CONN.

### UCONN STARTERS & PARTICIPANTS

OFFENSIVE STARTERS		DEFENSIVE STARTERS	
WR 80 SMITH	DE 48 T. WILLIAMS		
WR 82 K. MOORE	DT 99 REYES		
LT 71 RYAN	DT 4 MARTIN		
LG 66 OLIVIER	DE 91 JOSEPH		
C 57 PETRUS	LB 32 LUTRUS		
RG 78 HURD	LB 46 S. MOORE		
RT 63 MASTERS	LB 8 WILSON		
TE 89 DELAHUNT	CB 5 WREH-WILSON		
QB 10 FRAZER	S 15 JUNIOR		
TB 23 TODMAN	S 25 AGBOR		
FB 49 SHERMAN	CB 24 GRATZ		

**TOTAL PARTICIPANTS (53)** – 1 Difton, 2 Sclouis, 7 Lang, 13 Christen, 19 Dabney, 20 Brandon, 24 Shoemate, 28 Johnson, 29 Mack, 31 Williams, 34 Kenney, 37 Jean-Louis, 38 Teggart, 39 Manning, 44 Frey, 45 Hyppolite, 53 Wirth, 54 Polito, 55 Williams, 59 Stephen, 70 Bardzak, 77 Friend, 81 Manning, 83 I. Moore, 86 Wagner, 88 Sheppard, 93 Chard, 94 Griffin, 95 Lloyd, 96 Portee, 98 Jennings

Cincinnati (4-7, 2-4)	3	7	0	7	-	17
UConn (7-4, 4-2)	7	17	0	14	-	38

**FIRST QUARTER**  
 UC-Anthony Sherman 16 pass from Zach Frazer (Dave Teggart kick) 9:05 (6 plays, 77 yards, 2:49)  
 CIN-Jacob Rogers 32 field goal 5:55 (11 plays, 32 yards, 3:10)

**SECOND QUARTER**  
 UC-Robbie Frey 6 run (Teggart kick) 13:35 (9 plays, 48 yards, 4:21)  
 CIN-Armon Binns 15 pass from Zach Collaros (Rogers kick) 9:52 (11 plays, 78 yards, 3:43)  
 UC-Teggart 24 field goal 5:13 (12 plays, 50 yards, 4:39)  
 UC-Todman 1 run (Teggart kick) 0:04 (5 plays, 15 yards, 1:00)

**THIRD QUARTER**  
 No scoring.

**FOURTH QUARTER**  
 CIN-Collaros 3 run (Rogers kick) 8:41 (8 plays, 88 yards, 2:28)  
 UC-Todman 1 run (Teggart kick) 6:16 (5 plays, 36 yards, 2:25)  
 UC-Todman 9 run (Teggart kick) 3:49 (3 plays, 7 yards, 1:29)

**Attendance-40,000**

**EAST HARTFORD, Conn.** – Junior tailback Jordan Todman ran for 175 yards and three touchdowns as the University of Connecticut recorded a 38-17 BIG EAST Conference football victory over Cincinnati before a sellout crowd of 40,000 at Rentschler Field on Senior Day.

Todman, whose three rushing touchdowns give him 31 in his career, (good for a tie for third all-time at Storrs with Terry Caulley) scored twice in the fourth quarter to put the game away. Cincinnati had drawn within seven on a three-yard run by Zach Collaros with 8:41 to play. After redshirt junior tailback Robbie Frey returned the ensuing kickoff 42 yards to set the Huskies up at the Bearcat 36, Todman bulled over from the one to cap a five-play drive to put the Huskies back up by two scores, 31-17.

Redshirt sophomore cornerback Blidi Wreh-Wilson intercepted a Collaros pass and returned it 53 yards to set the Huskies up again deep in Cincinnati territory. Three plays later Todman scooted in from the nine and the victory was sealed. Todman now has surpassed the 100-yard rushing mark 14 times in his career, nine times this season and in 11 of his last 12 games.

The Huskies drew first blood in the contest on their second possession when redshirt senior quarterback Zach Frazer connected with senior fullback Anthony Sherman on a 16-yard scoring toss. It was Sherman's first career touchdown reception. Frazer was efficient all afternoon, throwing for 121 yards with the one touchdown and one interception.

Cincinnati got on the board on a field goal late in the first quarter, and then the Huskies took advantage of the game's first turnover. Redshirt senior linebacker Lawrence Wilson forced a fumble by Bearcat wideout Anthony McClung that was recovered by redshirt senior defensive tackle Alex Polito at the Bearcat 48. Nine plays later, Frey ran it in from the six to put the Huskies up 14-3.

Cincinnati quickly answered on a 15-yard pass from Collaros to Armon Binns, but the Huskies responded with a 12-play, 50-yard drive that climaxed in a 24-yard field goal by redshirt junior placekicker Dave Teggart. The field goal was Teggart's 46th at Connecticut, and moved him into first place all-time at Storrs.

The end of the first half saw a crucial turnaround that helped the Huskies' cause. The Bearcats had driven to the Connecticut 9 and were threatening to tie the score when redshirt junior defensive tackle Kendall Reyes knocked down a Collaros pass, snagged the ball in midair and rambled 84 yards for what appeared to be a touchdown. However, Wilson was called for blocking in the back at the Cincinnati 5. Five plays later Todman scored from the one with four seconds to play before intermission and the Huskies took a 24-10 lead into the locker room.

Redshirt sophomore cornerback Dwayne Gratz led the Huskies with nine tackles.


### CONNECTICUT INDIVIDUAL LEADERS

Rushing	Att	Gain	Lost	Net	TD	LG
Todman	31	179	4	175	3	38
Frey	15	51	3	48	1	9
Frazer	4	28	12	16	0	14
Passing	Att	Comp	INT	Yds	TD	LG
Frazer	24	11	1	121	1	21
Receiving	No.	Yds	TD	LG		
Smith	3	38	0	17		
Griffin	2	16	0	9		
Difton	1	21	0	21		
Sherman	1	16	1	16		
I. Moore	1	13	0	13		
Frey	1	11	0	11		
K. Moore	1	4	0	4		
Todman	1	2	0	2		
Punting	No.	Yds	AVG	LG	In20	
Wagner	5	155	31.0	40	1	
Returns	PR	KOR	INTR			
N. Williams	1-12	2-49	-			
Frey	-	1-42	-			
Junior	-	-	1-17			
Reyes	-	-	1-79			
Lang	-	-	1-0			
Wreh-Wilson	-	-	1-53			
Field Goal Attempts	Player	Att	Yds	TD	Good	
Teggart	2nd	5:13	24 yds.		Good	
Defense	UT-AT-TT	TFL	S	Int.	CF	RF
Gratz	7-2-9					
S. Moore	5-3-8					
Wilson	5-2-7	1.0			1	
Junior	5-1-6			1		

### CINCINNATI INDIVIDUAL LEADERS

Rushing	Att	Gain	Lost	Net	TD	LG
Collaros	15	97	13	84	1	31
Pead	11	25	2	23	0	8
Goebel	1	4	0	4	0	4
Passing	Att	Comp	INT	Yds	TD	LG
Collaros	50	26	4	288	1	24
Receiving	No.	Yds	TD	LG		
Binns	9	107	1	15		
McClung	5	46	0	24		
Guidugli	5	40	0	11		
Barnett	3	41	0	22		
Pead	2	36	0	20		
Woods	2	18	0	12		
Punting	No.	Yds	AVG	LG	In20	
O'Donnell	2	86	43.0	45	1	
Returns	PR	KOR	INTR			
Woods	3-17	-	-			
McClung	-	5-81	-			
Frey	-	-	1-0			
Goebel	-	1-20	-			
Field Goal Attempts	Player	Att	Yds	TD	Good	
Rogers	1st	5:55	32 yds.		Good	
Rogers	3rd	3:34	44 yds.		Missed	
Defense	UT-AT-TT	TFL	S	Int.	CF	RF
Bomar	5-6-11	0.5				
Frey	7-3-10			1		
Schaffer	4-5-9	2.0				
Hughes	3-6-9	1.0				





GAME #12 • DECEMBER 4, 2010



19

CONNECTICUT



16

USF

RAYMOND JAMES STADIUM • TAMPA, FLA.

CONNECTICUT  
INDIVIDUAL LEADERS

Rushing	Att	Gain	Lost	Net	TD	LG
Todman	33	102	9	93	0	9
Frey	2	16	0	16	0	8
Frazer	3	11	0	11	0	6
Passing	Att	Comp	INT	Yds	TD	LG
Frazer	29	13	1	112	0	22
Receiving	No.	Yds	TD	LG		
Smith	6	58	0	22		
Griffin	3	21	0	11		
K. Moore	1	18	0	18		
Frey	1	18	0	18		
I. Moore	1	5	0	5		
Todman	1	(-8)	0	0		
Punting	No.	Yds	AVG	LG	In20	
Wagner	6	319	53.2	63	2	
Returns	PR	KOR	INTR			
N. Williams	1-8	-	-			
Frey	-	3-97	-			
Wreh-Wilson	-	-	1-10			
Wilson	-	-	1-55			
Lutrus	-	-	1-0			
Field Goal Attempts						
Teggart	1st	6:04	40 yds.			Good
Teggart	3rd	7:30	22 yds.			Good
Teggart	4th	13:39	50 yds.			Good
Teggart	4th	0:17	52 yds.			Good
Defense	UT-AT-TT	TFL	S	Int.	CF	RF
S. Moore	10-0-10					
Agbor	6-0-6					
Reyes	5-1-6	1.0				

SOUTH FLORIDA  
INDIVIDUAL LEADERS

Rushing	Att	Gain	Lost	Net	TD	LG
Plancher	15	62	3	59	0	15
Murray	9	49	1	48	0	28
Eveld	5	29	0	29	0	12
Bogan	1	5	0	5	0	5
Shaw	1	0	3	-3	0	0
Passing	Att	Comp	INT	Yds	TD	LG
Eveld	41	22	3	195	1	28
Receiving	No.	Yds	TD	LG		
Bogan	7	70	1	29		
Landi	4	40	0	17		
Gidrey	3	43	0	27		
Plancher	3	12	0	11		
Lamar	2	10	0	10		
Miller	1	14	0	14		
Hornes	1	5	0	5		
Bravo-Brown	1	1	0	1		
Punting	No.	Yds	AVG	LG	In20	
Brockhaus-Kann	6	219	36.5	48	1	
Returns	PR	KOR	INTR			
Mitchell	3-18	-	-			
Lamar	-	6-146	-			
Lejiste	-	-	1-42			
Field Goal Attempts						
Bonani	1st	10:17	42 yds.			Good
Bonani	3rd	2:49	38 yds.			Good
Bonani	4th	1:16	22 yds.			Good
Defense	UT-AT-TT	TFL	S	Int.	CF	RF
J. Williams	5-2-7	3.0				
Lattimore	4-3-7					
Washington	3-3-6					

UConn STARTERS & PARTICIPANTS

OFFENSIVE STARTERS

WR 80	SMITH
WR 82	K. MOORE
LT 77	FRIEND
LG 66	OLIVIER
C 57	PETRUS
RG 78	HURD
RT 63	MASTERS
TE 94	GRIFFIN
QB 10	FRAZER
TB 23	TODMAN
FB 49	SHERMAN

DEFENSIVE STARTERS

DE 48	T. WILLIAMS
DT 99	REYES
DT 59	STEPHEN
DE 91	JOSEPH
LB 32	LUTRUS
LB 46	S. MOORE
LB 8	WILSON
CB 5	WREH-WILSON
S 15	JUNIOR
S 25	AGBOR
CB 24	GRATZ

**TOTAL PARTICIPANTS (43)** – 1 Difton, 2 StLouis, 7 Lang, 13 Christen, 19 Dabney, 24 Shoemate, 28 Johnson, 29 Mack, 31 Williams, 37 Jean-Louis, 38 Teggart, 40 Yurek, 44 Frey, 54 Polito, 83 I. Moore, 86 Wagner, 88 Sheppard, 91 Delahun, 93 Chard, 96 Portee, 98 Jennings

UConn (8-4, 5-2)	3	7	3	6	-	19
USF (7-5, 3-4)	3	0	3	10	-	16

FIRST QUARTER

USF-Maikon Bonani 42 field goal 10:17 (13 plays, 42 yards, 4:43)  
UC-Teggart 40 field goal 6:04 (10 plays, 37 yards, 4:13)

SECOND QUARTER

UC-Lawrence Wilson 55 interception return 1:11 (Teggart kick)

THIRD QUARTER

UC-Teggart 22 field goal 7:30 (8 plays, 32 yards, 4:11)  
USF-Bonani 38 field goal 2:49 (11 plays, 56 yards, 4:41)

FOURTH QUARTER

UC-Teggart 50 field goal 13:39 (11 plays, 32 yards, 4:10)  
USF-Dontavia Bogan 28 pass from Bobby Eveld (Bonani kick) 8:38 (2 plays, 30 yards, 0:44)

USF-Bonani 22 field goal 1:16 (11 plays, 74 yards, 3:17)

UC-Teggart 52 field goal 0:17 (6 plays, 25 yards, 0:59)

Attendance-41,809

**TAMPA, Fla.** – The University of Connecticut will play in the Bowl Championship Series for the first time in school history. UConn defeated USF by a score of 19-16 before a crowd 41,109 at Raymond James Stadium in the regular season finale for both teams.

UConn shares the 2010 BIG EAST Championship with West Virginia and Pittsburgh and advances to the BCS with wins over both the Panthers and Mountaineers.

Connecticut advances to the BCS after playing FBS football since just the 2002 season. The Huskies left Division I-AA following the 1999 season and spent two seasons as a transitional team. UConn began BIG EAST play in 2004.

Dave Teggart converted a career-long 52-yard field goal with 17 seconds left in the game for the winning score. That was after USF kicker Maikon Bonani hit on a field goal that tied the game at 16-16 with 1:16 left. The field goal was the second 50+ yard field goal for Teggart on the night, as he recorded a 50-yard field goal earlier in the fourth quarter.

UConn junior tailback Jordan Todman had another outstanding game as he rushed the ball 33 times for 93 yards. Husky senior quarterback Zach Frazer was an efficient 13 of 29 in the air for 112 yards.

USF was led by freshman quarterback Bobby Eveld, who was making his first career start. He was 22 of 41 in the air. Moise Plancher led the Bulls in rushing with 59 yards on 15 carries.

With UConn leading 16-6 and in possession of the ball with nine minutes to play the Huskies fumbled the ball to give USF the ball at the UConn 30-yard line. USF struck quickly on a 28-yard TD pass from Eveld to Dontavian Bogan to cut the lead to 16-13 Huskies.

UConn led 10-3 at the half and Teggart scored the first points of the second half on a 22-yard field goal that made it 13-3 Huskies with 7:30 to play in the third quarter.

USF cut the lead to 13-6 with 2:49 to go in the third on a field goal by Bonani that capped an 11 play-56 yard drive. Teggart put UConn up 16-6 with a then career-long 50-yard field goal with 13:37 left to play in the game.

The second quarter had a wild momentum-filled ending as Frazer threw an interception with 1:22 left in the half that gave USF the ball at their own 49. On the very next play, USF's Eveld threw his second interception of the day which was returned by senior linebacker Lawrence Wilson 55 yards for a touchdown and a 10-3 UConn halftime lead.

The interception was the fifth of Wilson's career - three of which have been returned for touchdowns.

The two teams traded field goals for the only scoring of the first quarter as Bonani kicked a 42-yard field goal to end the Bulls' first possession of the game. UConn came right back and tied the game as Teggart connected on a 40-yard FG that wrapped up a 10 play-37 yard drive.

TEAM STATISTICS

	UC	USF
<b>FIRST DOWNS</b>	<b>13</b>	<b>16</b>
Rushing	7	6
Passing	6	9
Penalty	0	1
Rushing Attempts	38	31
Yards Gained Rushing	129	145
Yards Lost Rushing	9	7
<b>NET YARDS RUSHING</b>	<b>120</b>	<b>138</b>
<b>NET YARDS PASSING</b>	<b>112</b>	<b>195</b>
Passes Attempted	29	41
Passes Completed	13	22
Had Intercepted	1	3
<b>TOTAL OFFENSIVE PLAYS</b>	<b>67</b>	<b>72</b>
<b>TOTAL NET YARDS</b>	<b>232</b>	<b>333</b>
Avg. Gain Per Play	3.5	4.6
Fumbles: No.-Lost	1-1	0-0
Penalties: No.-Yds.	3-35	7-55
No. of Punts-Yards	6-319	6-219
Avg. Per Punt	53.2	36.5
Punt Returns- No.-Yds.	1-8	3-18
Kickoff Returns: No.-Yds.	3-97	6-146
Interceptions: No.-Yds.	3-65	1-42
Fumble Returns: No.-Yds	0-0	0-0
Miscellaneous Yards	0	0
Possession Time	30:30	29:30
3rd Down Conversions	6-17	6-16
4th Down Conversions	0-0	0-0

## 2010 Connecticut Team Statistics

RECORD:	OVERALL	HOME	AWAY	NEUTRAL
ALL GAMES	8-4	6-0	2-4	0-0
CONFERENCE	5-2	3-0	2-2	0-0
NON-CONFERENCE	3-2	3-0	0-2	0-0

DATE	OPPONENT	W/L	SCORE	ATTEND
September 4, 2010	at Michigan	L	30-10	113,090
September 11, 2010	Texas Southern	W	62-3	37,359
September 18, 2010	at Temple	L	30-16	18,702
September 25, 2010	Buffalo	W	45-21	36,738
October 2, 2010	Vanderbilt	W	40-21	40,000
October 8, 2010	at Rutgers	L	27-24	48,431
October 23, 2010	at Louisville	L	26-0	48,591
October 29, 2010	West Virginia	W-OT	16-13	40,000
November 11, 2010	Pittsburgh	W	30-28	35,391
November 20, 2010	at Syracuse	W	23-6	41,465
November 27, 2010	Cincinnati	W	38-17	40,000
December 4, 2010	at South Florida	W	19-16	41,809

<b>TEAM STATISTICS</b> .....	<b>UCONN</b> .....	<b>OPP</b>
<b>SCORING</b> .....	<b>323</b> .....	<b>238</b>
Points Per Game .....	26.9 .....	19.8
<b>FIRST DOWNS</b> .....	<b>191</b> .....	<b>217</b>
Rushing .....	98 .....	98
Passing .....	84 .....	107
Penalty .....	9 .....	12
<b>RUSHING YARDAGE</b> .....	<b>2159</b> .....	<b>1767</b>
Yards gained rushing .....	2329 .....	2093
Yards lost rushing .....	170 .....	326
Rushing Attempts .....	460 .....	448
Average Per Rush .....	4.7 .....	3.9
Average Per Game .....	179.9 .....	147.2
TDs Rushing .....	20 .....	12
<b>PASSING YARDAGE</b> .....	<b>1741</b> .....	<b>2477</b>
Comp-Att-Int .....	169-318-7 .....	227-395-19
Average Per Pass .....	5.5 .....	6.3
Average Per Catch .....	10.3 .....	10.9
Average Per Game .....	145.1 .....	206.4
TDs Passing .....	10 .....	13
<b>TOTAL OFFENSE</b> .....	<b>3900</b> .....	<b>4244</b>
Total Plays .....	778 .....	843
Average Per Play .....	5.0 .....	5.0
Average Per Game .....	325.0 .....	353.7
<b>KICK RETURNS: #-Yards</b> .....	<b>46-1217</b> .....	<b>55-1256</b>
<b>PUNT RETURNS: #-Yards</b> .....	<b>27-230</b> .....	<b>28-270</b>
<b>INT RETURNS: #-Yards</b> .....	<b>19-440</b> .....	<b>7-65</b>
<b>KICK RETURN AVERAGE</b> .....	<b>26.5</b> .....	<b>22.8</b>
<b>PUNT RETURN AVERAGE</b> .....	<b>8.5</b> .....	<b>9.6</b>
<b>INT RETURN AVERAGE</b> .....	<b>23.2</b> .....	<b>9.3</b>
<b>FUMBLES-LOST</b> .....	<b>22-10</b> .....	<b>21-10</b>
<b>PENALTIES-Yards</b> .....	<b>60-497</b> .....	<b>75-579</b>
Average Per Game .....	41.4 .....	48.2
<b>PUNTS-Yards</b> .....	<b>72-2932</b> .....	<b>70-2811</b>
Average Per Punt .....	40.7 .....	40.2
Net punt average .....	34.8 .....	33.7
<b>TIME OF POSSESSION/Game</b> .....	<b>28:38</b> .....	<b>31:22</b>
<b>3RD-DOWN Conversions</b> .....	<b>55/174</b> .....	<b>75/189</b>
3rd-Down Pct .....	32% .....	40%
<b>4TH-DOWN Conversions</b> .....	<b>11/16</b> .....	<b>3/15</b>
4th-Down Pct .....	69% .....	20%
<b>SACKS BY-Yards</b> .....	<b>27-188</b> .....	<b>12-69</b>
<b>MISC YARDS</b> .....	<b>3</b> .....	<b>0</b>
<b>TOUCHDOWNS SCORED</b> .....	<b>36</b> .....	<b>27</b>
<b>FIELD GOALS-ATTEMPTS</b> .....	<b>23-29</b> .....	<b>17-19</b>
<b>ON-SIDE KICKS</b> .....	<b>0-0</b> .....	<b>0-0</b>
<b>RED-ZONE SCORES</b> .....	<b>(42-45) 93%</b> .....	<b>(29-36) 81%</b>
<b>RED-ZONE TOUCHDOWNS</b> .....	<b>(24-45) 53%</b> .....	<b>(16-36) 44%</b>
<b>PAT-ATTEMPTS</b> .....	<b>(36-36) 100%</b> .....	<b>(25-26) 96%</b>
<b>ATTENDANCE</b> .....	<b>229488</b> .....	<b>312088</b>
Games/Avg Per Game .....	6/38248 .....	6/52015
Neutral Site Games .....	0/0 .....	

SCORE BY QUARTERS	1st	2nd	3rd	4th	OT	Total
Connecticut	79	98	74	69	3	323
Opponents	54	72	50	62	0	238



## 2010 Connecticut Individual Statistics

RUSHING										PUNT RETURNS					
GP	Att	Gain	Loss	Net	Avg	TD	Long	Avg/G	No.	Yds	Avg	TD	Long		
Todman, Jordan	11	302	1632	58	1574	5.2	14	66	143.1	Mack, Taylor	15	126	8.4	0	33
Frey, Robbie	10	70	402	21	381	5.4	4	63	38.1	Williams, Nick	7	94	13.4	0	39
Shoemate, D.J.	12	28	117	2	115	4.1	1	28	9.6	Wilburn, Gary	3	13	4.3	0	14
Frazer, Zach	10	25	86	55	31	1.2	0	14	3.1	Kinnard, Leon	2	-3	-1.5	0	0
Box, Michael	4	7	35	14	21	3.0	0	13	5.2	<b>Total.....</b>	<b>27</b>	<b>230</b>	<b>8.5</b>	<b>0</b>	<b>39</b>
Wylie, K.	3	4	19	1	18	4.5	1	11	6.0	<b>Opponents.....</b>	<b>28</b>	<b>270</b>	<b>9.6</b>	<b>1</b>	<b>74</b>
Kinnard, Leon	9	4	18	0	18	4.5	0	9	2.0						
Hyppolite, M.	12	3	5	0	5	1.7	0	3	0.4						
Moore, Kashif	12	5	11	6	5	1.0	0	8	0.4						
Sherman, Anth.	11	4	3	2	1	0.2	0	2	0.1						
Endres, Cody	3	2	1	0	1	0.5	0	0	0.3						
TEAM	7	6	0	11	-11	-1.8	0	0	-1.6						
<b>Total.....</b>	<b>12</b>	<b>460</b>	<b>2329</b>	<b>170</b>	<b>2159</b>	<b>4.7</b>	<b>20</b>	<b>66</b>	<b>179.9</b>						
<b>Opponents.....</b>	<b>12</b>	<b>448</b>	<b>2093</b>	<b>326</b>	<b>1767</b>	<b>3.9</b>	<b>12</b>	<b>57</b>	<b>147.2</b>						

PASSING										INTERCEPTIONS				
GP	Effic	Att-Cmp-Int	Pct	Yds	TD	Lng	Avg/G	No.	Yds	Avg	TD	Long		
Frazer, Zach	10	102.01	117-222-4	52.7	1202	5	47	120.2	Junior, Jerome	4	76	19.0	1	27
Endres, Cody	3	129.42	45-75-2	60.0	471	5	56	157.0	Wreh-Wilson, B.	4	153	38.2	2	53
Box, Michael	4	55.65	6-17-1	35.3	65	0	27	16.2	Reyes, Kendall	2	81	40.5	0	79
TEAM	7	0.00	0-3-0	0.0	0	0	0	0.0	Lang, Mike	2	23	11.5	0	23
Kinnard, Leon	9	125.20	1-1-0	100.0	3	0	3	0.3	Lutrus, Scott	1	0	0.0	0	0
<b>Total.....</b>	<b>12</b>	<b>105.11</b>	<b>169-318-7</b>	<b>53.1</b>	<b>1741</b>	<b>10</b>	<b>56</b>	<b>145.1</b>	Gratz, Dwayne	1	37	37.0	0	37
<b>Opponents.....</b>	<b>12</b>	<b>111.38</b>	<b>227-395-19</b>	<b>57.5</b>	<b>2477</b>	<b>13</b>	<b>60</b>	<b>206.4</b>	Mack, Taylor	1	0	0.0	0	0

RECEIVING								KICK RETURNS					
GP	No.	Yds	Avg	TD	Long	Avg/G	No.	Yds	Avg	TD	Long		
Smith, Michael	12	42	595	14.2	2	56	49.6	Frey, Robbie	12	313	26.1	0	42
Moore, Kashif	12	32	390	12.2	4	40	32.5	Williams, Nick	11	463	42.1	2	100
Griffin, Ryan	12	27	197	7.3	1	18	16.4	Moore, Kashif	8	169	21.1	0	28
Todman, Jordan	11	18	91	5.1	0	22	8.3	Lang, Mike	8	156	19.5	0	33
Difton, Dwayne	8	14	150	10.7	0	27	21.4	Delahunt, John	3	31	10.3	0	16
Moore, Isiah	12	13	120	9.2	1	15	10.0	Todman, Jordan	2	55	27.5	0	29
Sherman, Anth.	11	8	64	8.0	1	16	5.8	Sherman, Anth.	1	6	6.0	0	6
Delahunt, John	12	5	75	15.0	0	46	6.2	Kinnard, Leon	1	24	24.0	0	24
Frey, Robbie	10	5	38	7.6	0	18	3.8	<b>Total.....</b>	<b>46</b>	<b>1217</b>	<b>26.5</b>	<b>2</b>	<b>100</b>
Shoemate, D.J.	12	2	12	6.0	0	12	1.0	<b>Opponents.....</b>	<b>55</b>	<b>1256</b>	<b>22.8</b>	<b>0</b>	<b>75</b>
Manning, Corey	10	1	4	4.0	1	4	0.4						
Sheppard, G.	10	1	3	3.0	0	3	0.3						
Kinnard, Leon	9	1	2	2.0	0	2	0.2						
<b>Total.....</b>	<b>12</b>	<b>169</b>	<b>1741</b>	<b>10.3</b>	<b>10</b>	<b>56</b>	<b>145.1</b>						
<b>Opponents.....</b>	<b>12</b>	<b>227</b>	<b>2477</b>	<b>10.9</b>	<b>13</b>	<b>60</b>	<b>206.4</b>						

PUNTING	No.	Yds	Avg	Long	TB	FC	I20	Blkd
Wagner, Cole	72	2932	40.7	66	8	11	24	0

FIELD GOALS	FGM-FGA	Pct	01-19	20-29	30-39	40-49	50-99	Lg	Blk
Teggart, Dave	23-29	79.3	1-1	8-9	9-10	3-7	2-2	52	2

FG SEQUENCE	CONNECTICUT	OPPONENTS
Michigan	40, (32)	43, (24)
TEXAS SOUTHERN	(32), (36)	(37)
Temple	(36), 48, (26), (47), 38	(32)
BUFFALO	(37), 42	-
VANDERBILT	(25)	-
Rutgers	(17)	(28), (34)
Louisville	29	(39), (42), (26), (24)
WEST VIRGINIA	(39), (26), (27)	(36), (42)
PITTSBURGH	(46), (39), (25)	-
Syracuse	49, (35), (35), (21)	(42), (35)
Cincinnati	(24)	(32), 44
USF	(40), (22), (50), (52)	(42), (38), (22)

Numbers in parenthesis indicates FG good



## 2010 Connecticut Individual Statistics

SCORING	TD	FGs	PATs			Pass	DXP	Saf	Pts
			Kick	Rush	Rcv				
Teggart, Dave	0	23-29	34-34	0-0	0	0-0	0	0	103
Todman, Jordan	14	0-0	0-0	0-0	0	0-0	0	0	84
Moore, Kashif	4	0-0	0-0	0-0	0	0-0	0	0	24
Frey, Robbie	4	0-0	0-0	0-0	0	0-0	0	0	24
Smith, Michael	2	0-0	0-0	0-0	0	0-0	0	0	12
Williams, Nick	2	0-0	0-0	0-0	0	0-0	0	0	12
Wreh-Wilson, B.	2	0-0	0-0	0-0	0	0-0	0	0	12
Sheman, Anth.	1	0-0	0-0	0-0	0	0-0	0	0	6
Junior, Jerome	1	0-0	0-0	0-0	0	0-0	0	0	6
Moore, Isiah	1	0-0	0-0	0-0	0	0-0	0	0	6
Shoemate, D.J.	1	0-0	0-0	0-0	0	0-0	0	0	6
Manning, Corey	1	0-0	0-0	0-0	0	0-0	0	0	6
Wilson, L.	1	0-0	0-0	0-0	0	0-0	0	0	6
Griffin, Ryan	1	0-0	0-0	0-0	0	0-0	0	0	6
Wylie, K.	1	0-0	0-0	0-0	0	0-0	0	0	6
Christen, Chad	0	0-0	2-2	0-0	0	0-0	0	0	2
TEAM	0	0-0	0-0	0-0	0	0-0	0	1	2
<b>Total.....</b>	<b>36</b>	<b>23-29</b>	<b>36-36</b>	<b>0-0</b>	<b>0</b>	<b>0-0</b>	<b>0</b>	<b>1</b>	<b>323</b>
<b>Opponents.....</b>	<b>27</b>	<b>17-19</b>	<b>25-26</b>	<b>0-0</b>	<b>0</b>	<b>0-1</b>	<b>0</b>	<b>0</b>	<b>238</b>

ALL PURPOSE	GP/GS	Rush	Rec	PR	KOR	IR	Tot	Avg/G
Todman, Jordan	11	1574	91	0	55	0	1720	156.4
Frey, Robbie	10	381	38	0	313	0	732	73.2
Smith, Michael	12	0	595	0	0	0	595	49.6
Moore, Kashif	12	5	390	0	169	0	564	47.0
Williams, Nick	10	0	0	94	463	0	557	55.7
Griffin, Ryan	12	0	197	0	0	0	197	16.4
Lang, Mike	12	0	0	0	156	23	179	14.9
Wreh-Wilson, B.	12	0	0	0	0	153	153	12.8
Difton, Dwayne	8	0	150	0	0	0	150	21.4
Shoemate, D.J.	10	115	12	0	0	0	127	10.6
Mack, Taylor	12	0	0	126	0	0	126	10.5
Moore, Isiah	12	0	120	0	0	0	120	10.0
Delahunt, John	12	0	75	0	31	0	106	8.8
Reyes, Kendall	12	0	0	0	0	81	81	6.8
Junior, Jerome	12	0	0	0	0	76	76	6.3
Sherman, Anth.	11	1	64	0	6	0	71	6.5
Wilson, L.	12	0	0	0	0	55	55	4.6
Kinnard, Leon	9	18	2	-3	24	0	41	4.6
Gratz, Dwayne	12	0	0	0	0	37	37	3.1
Frazer, Zach	10	31	0	0	0	0	31	3.1
Box, Michael	4	21	0	0	0	0	21	5.2
Wylie, K.	3	18	0	0	0	0	18	6.0
Moore, Sio	12	0	0	0	0	13	13	1.1
Wilburn, Gary	10	0	0	13	0	0	13	1.3
Hyppolite, M.	12	5	0	0	0	0	5	0.4
Manning, Corey	10	0	4	0	0	0	4	0.4
Sheppard, G.	10	0	3	0	0	0	3	0.3
Lloyd, Greg	7	0	0	0	0	2	2	0.3
Endres, Cody	3	1	0	0	0	0	1	0.3
TEAM	7	-11	0	0	0	0	-11	-1.6
<b>Total.....</b>	<b>12</b>	<b>2159</b>	<b>1741</b>	<b>230</b>	<b>1217</b>	<b>440</b>	<b>5787</b>	<b>482.2</b>
<b>Opponents.....</b>	<b>12</b>	<b>1767</b>	<b>2477</b>	<b>270</b>	<b>1256</b>	<b>65</b>	<b>5835</b>	<b>486.2</b>

KICKOFFS	No.	Yds	Avg	TB	OB	Retn	Net	YdLn
Christen, Chad	69	4457	64.6	9	3			

TOTAL OFFENSE	G	Plays	Rush	Pass	Total	Avg/G
Todman, Jordan	11	302	1574	0	1574	143.1
Frazer, Zach	10	247	31	1202	1233	123.3
Endres, Cody	3	77	1	471	472	157.3
Frey, Robbie	10	70	381	0	381	38.1
Shoemate, D.J.	12	28	115	0	115	9.6
Box, Michael	4	24	21	65	86	21.5
Kinnard, Leon	9	5	18	3	21	2.3
WYLIE, K.	3	4	18	0	18	6.0
Moore, Kashif	12	5	5	0	5	0.4
HYPPOLITE, M.	12	3	5	0	5	0.4
SHERMAN, Anth.	11	4	1	0	1	0.1
TEAM	7	9	-11	0	-11	-1.6
<b>Total.....</b>	<b>12</b>	<b>778</b>	<b>2159</b>	<b>1741</b>	<b>3900</b>	<b>325.0</b>
<b>Opponents.....</b>	<b>12</b>	<b>843</b>	<b>1767</b>	<b>2477</b>	<b>4244</b>	<b>353.7</b>

## CAREER STARTS HISTORY

### OFFENSE

OFFENSIVE LINE	'07	'08	'09	'10	Total
Jimmy Bennett, OT	-	-	-	1	1
Kevin Friend, OT	-	-	-	2	2
Zach Hurd, OG	-	13	13	12	38
Adam Masters, OT	-	-	-	10	10
Mathieu Olivier, OT	-	-	8	10	18
Moe Petrus, OG	-	13	13	12	38
Mike Ryan, OT	-	-	9	11	20
WIDE RECEIVERS	'07	'08	'09	'10	Total
Kashif Moore, WR	-	6	4	9	19
Isiah Moore, WR	-	-	4	4	8
Michael Smith, WR	-	-	3	12	15
Dwayne Difton, WR	-	-	1	3	4
TIGHT ENDS	'07	'08	'09	'10	Total
John Delahunt, TE	-	-	5	4	9
Ryan Griffin, TE	-	-	10	8	18
QUARTERBACKS	'07	'08	'09	'10	Total
Michael Box, QB	-	-	-	1	1
Zach Frazer, QB	-	2	7	9	18
RUNNING BACKS	'07	'08	'09	'10	Total
Martin Hyppolite, RB	-	-	1	-	1
Anthony Sherman, FB	2	9	10	8	29
D.J. Shoemate, RB	-	-	-	1	1
Jordan Todman, TB	-	-	7	11	18
TOTALS	2	45	101	128	270

### DEFENSE

DEFENSIVE LINE	'07	'08	'09	'10	Total
Jesse Joseph, DE	-	-	13	11	24
Twyon Martin, DT	-	8	12	11	31
Alex Polito, DT	-	4	-	-	4
Kendall Reyes, DT	-	5	12	12	29
Shamar Stephen, DT	-	-	-	8	8
Trevarde Williams, DT	-	-	1	6	7
LINEBACKERS	'07	'08	'09	'10	Total
Kijuan Dabney, LB	-	-	1	4	5
Jory Johnson, LB	-	-	3	1	4
Greg Lloyd, LB	-	10	10	4	24
Scott Lutrus, LB	13	13	7	9	42
Sio Moore, LB	-	-	-	8	8
Lawrence Wilson, LB	13	11	13	12	49
DEFENSIVE BACKS	'07	'08	'09	'10	Total
Harris Agbor, S	-	-	-	8	8
Dwayne Gratz	-	-	4	12	16
Jerome Junior, S	-	-	12	9	21
Mike Lang, S	-	-	-	3	3
Gary Wilburn, CB	-	-	-	2	2
Bliidi Wreh-Wilson, CB	-	-	9	12	21
TOTALS	26	51	97	132	306

### SPECIAL TEAMS

KICKERS	'07	'08	'09	'10	Total
Dave Teggart, PK	-	6	13	12	31
Cole Wagner, P	-	-	-	12	12
TOTALS	-	6	13	24	43



## 2010 CONNECTICUT DEFENSIVE STATISTICS

DEFENSIVE LEADERS	GP/GS	--Tackles--			-Sacks-  TFL/Yds	-Pass Def-		-Fumbles-		Blkd QBH	Rcv-Yds	FF	Kick	Saf
		Solo	Ast	Total		No-Yards	Int-Yds	BrUp	QBH					
8 Wilson, L.	12	64	51	115	10.0-44	3.5-22	1-55	2	1	2-0	2			
46 Moore, Sio	12	67	37	104	10.5-31	1.5-10	1-13	1	.	2-0	2			
1B Gratz, Dwayne	12	51	9	60	2.0-3	.	1-37	8	.	.	1			
15 Junior, Jerome	12	38	15	53	2.0-7	.	4-76							
5 Wreh-Wilson, B.	12	41	9	50	1.0-1	.	4-153	4	.	1-24				
32 Lutrus, Scott	9	30	18	48	2.5-14	0.5-3	1-0	.	1	.	1			
7 Lang, Mike	12	24	17	41	.	.	2-23	1	.	1-0	1			
99 Reyes, Kendall	12	25	13	38	10.0-31	2.5-13	2-81	4	2	.	1			
91 Josphe, Jesece	11	24	13	37	11.5-67	8.5-61	.	.	1	.	1			
25 Agbor, Harris	10	23	11	34	4.0-18	.	.	2	.	.	2			
4 Martin, Twyon	11	10	18	28	5.0-26	3.0-24								
48 Williams, Trev.	12	24	3	27	9.5-37	4.5-29	.	1	3	1-0	2			
59 Stephen, Shamar	12	13	14	27	4.0-17	2.0-12								
95 Lloyd, Greg	7	19	6	25	3.0-6	.	1-2							
19 Dabney, Kijuan	10	11	7	18	.	.	.	1	.	1-0				
29 Mack, Taylor	12	9	5	14	.	.	1-0	2						
49 Sherman, Anth.	11	10	3	13	.	.	.	.	.	.	1			
21 Wilburn, Gary	10	8	5	13	.	.	.	1						
54 Polito, Alex	11	7	5	12	0.5-0	.	.	1	.	1-0				
44 Frey, Robbie	10	8	1	9	.	.	.	.	.	1-0	1			
28 Johnson, Jory	10	5	2	7	2.0-6	.	1-0							
55 Williams, Jer.	10	3	3	6	0.5-1									
98 Jennings, Ted	11	3	3	6	1.0-1	.	.	.	1					
96 Portee, A.J.	8	3	2	5	2.0-10	1.0-7								
40 Yurek, John	6	3	1	4										
53 Wirth, Ryan	7	3	1	4										
93 Chard, Derek	11	3	1	4										
94 Griffin, Ryan	12	1	2	3										
45 Hyppolite, M.	12	2	.	2	1.0-10	1.0-10								
2 Stlouis, G.	6	1	1	2										
24 Shoemate, D.J.	10	1	1	2										
13 Christen, Chad	12	1	1	2										
63 Masters, Adam	10	1	.	1										
37 Jean-Louis, Jon.	10	.	1	1										
81 Manning, Corey	10	1	.	1										
22 Wylie, K.	3	.	1	1										
51 Willman, Tim	1	.	1	1										
14 Kinnard, Leon	9	1	.	1										
39 Manning, Bret	11	.	1	1										
TM TEAM	7	1	.	1	.	.	.	.	.	.	1	.	1	
<b>Total.....</b>	<b>12</b>	<b>539</b>	<b>282</b>	<b>821</b>	<b>82-330</b>	<b>27-188</b>	<b>19-440</b>	<b>28</b>	<b>9</b>	<b>10-24</b>	<b>16</b>	<b>.</b>	<b>1</b>	
<b>Opponents.....</b>	<b>12</b>	<b>491</b>	<b>292</b>	<b>783</b>	<b>60-179</b>	<b>12-69</b>	<b>7-65</b>	<b>39</b>	<b>11</b>	<b>10-32</b>	<b>14</b>	<b>2</b>		

### DEFENSIVE CATEGORY LEADERS

SACKS		TFLs		INTERCEPTIONS		PASS BREAK UPS		FORCED FUMBLES	
Joseph	8.5 (61)	Joseph	11.5 (67)	Junior	4	Gratz	8	Agbor	2
T. Williams	4.5 (29)	S. Moore	10.5 (31)	Wreh-Wilson	4	Wreh-Wilson	4	S. Moore	2
Wilson	3.5 (22)	Wilson	10.0 (44)	Lang	2	Reyes	4	T. Williams	2
Martin	3.0 (24)	Reyes	10.0 (31)	Reyes	2			Wilson	2
Reyes	2.5 (13)	T. Williams	9.5 (37)						
		Martin	5.0 (26)						

# Game by Game Statistics

## GAME-BY-GAME RUSHING

PLAYER	@MICH Att-Yds-TD	TSU Att-Yds-TD	@TEM Att-Yds-TD	BUF Att-Yds-TD	VAN Att-Yds-TD	@RUT Att-Yds-TD	@UL Att-Yds-TD	WVU Att-Yds-TD	PITT Att-Yds-TD	@CUSE Att-Yds-TD	CINCI Att-Yds-TD	@USF Att-Yds-TD
BOX, Michael	-	1-(-9)-0	-	-	-	-	5-22-0	-	1-8-0	-	-	-
ENDRES, Cody	-	-	-	1-1-0	1-0-0	-	-	-	-	-	-	-
FRAZER, Zach	2-9-0	-	5-12-0	2-(-12)-0	-	-	-	7-(-1)-0	1-1-0	1-5-0	4-16-0	3-11-0
FREY, Robbie	4-12-0	12-105-2	10-47-0	13-112-1	-	-	-	1-0-0	5-23-0	8-25-0	15-48-1	2-16-0
HYPOLITE, Martin	-	-	-	-	-	3-5-0	-	-	-	-	-	-
KINNARD, Leon	1-2-0	1-1-0	-	1-9-0	-	-	1-6-0	-	-	-	-	-
MOORE, Kashif	-	-	1-2-0	-	-	2-8-0	-	-	2-(-5)-0	-	-	-
SHERMAN, Anthony	-	-	-	-	4-1-0	-	-	-	-	-	-	-
SHOEMATE, D.J.	3-10-0	9-46-0	-	16-60-1	-	-	-	-	-	-	-	-
TODMAN, Jordan	20-105-1	15-151-3	26-192-1	-	37-190-2	24-128-1	19-80-0	33-113-1	37-222-0	27-135-2	31-175-3	33-93-0
WYLIE, Kelmetrus	-	4-19-1	-	-	-	-	-	-	-	-	-	-
<b>TOTAL</b>	<b>30-138-1</b>	<b>42-322-6</b>	<b>42-256-1</b>	<b>35-166-2</b>	<b>45-196-2</b>	<b>26-136-1</b>	<b>25-108-0</b>	<b>41-112-1</b>	<b>46-265-0</b>	<b>38-156-2</b>	<b>52-236-4</b>	<b>38-120-0</b>

## GAME-BY-GAME PASSING

PLAYER	@MICH Att-Cmp-Int Yds-TD	TSU Att-Cmp-Int Yds-TD	@TEM Att-Cmp-Int Yds-TD	BUF Att-Cmp-Int Yds-TD	VAN Att-Cmp-Int Yds-TD	@RUT Att-Cmp-Int Yds-TD	@UL Att-Cmp-Int Yds-TD	WVU Att-Cmp-Int Yds-TD	PITT Att-Cmp-Int Yds-TD	@CUSE Att-Cmp-Int Yds-TD	CINCI Att-Cmp-Int Yds-TD	@USF Att-Cmp-Int Yds-TD
BOX, Michael	-	5-2-0 30-0	-	0-0-0 0-0	-	-	12-4-1 35-0	-	-	-	-	-
ENDRES, Cody	-	-	-	11-7-0 139-2	30-21-1 179-2	34-17-1 153-1	-	-	-	-	-	-
FRAZER, Zach	37-18-0 205-0	9-6-0 104-2	31-16-0 150-0	14-7-1 94-0	-	-	8-6-0 52-0	29-18-0 166-0	20-9-1 100-2	21-13-0 98-0	24-11-1 121-1	29-13-1 112-0
<b>TOTAL</b>	<b>37-18-0 205-0</b>	<b>15-9-0 137-2</b>	<b>33-16-0 150-1</b>	<b>25-14-1 233-2</b>	<b>30-21-1 179-2</b>	<b>34-17-1 153-1</b>	<b>20-10-1 87-0</b>	<b>29-18-0 166-0</b>	<b>20-9-1 100-2</b>	<b>21-13-0 98-0</b>	<b>24-11-1 121-1</b>	<b>29-13-1 112-0</b>

## GAME-BY-GAME RECEIVING

PLAYER	@MICH Rec-Yds-TD	TSU Rec-Yds-TD	@TEM Rec-Yds-TD	BUF Rec-Yds-TD	VAN Rec-Yds-TD	@RUT Rec-Yds-TD	@UL Rec-Yds-TD	WVU Rec-Yds-TD	PITT Rec-Yds-TD	@CUSE Rec-Yds-TD	CINCI Rec-Yds-TD	@USF Rec-Yds-TD
DELAHUNT, John	2-17-0	1-46-0	-	-	2-12-0	-	-	-	-	-	-	-
DIFTON, Dwayne	-	1-27-0	-	3-25-0	6-58-0	3-19-0	-	-	-	-	1-21-0	-
FREY, Robbie	1-0-0	-	-	-	-	-	-	-	2-9-0	-	1-11-0	1-18-0
GRIFFIN, Ryan	-	1-5-0	1-18-0	1-6-1	4-14-0	4-26-0	4-40-0	3-17-0	1-9-0	3-25-0	2-16-0	3-21-0
KINNARD, Leon	-	-	-	1-2-0	-	-	-	-	-	-	-	-
MANNING, Corey	-	-	-	-	1-4-1	-	-	-	-	-	-	-
MOORE, Isiah	3-19-0	-	1-14-0	-	-	-	-	1-3-0	2-29-1	4-37-0	1-13-0	1-5-0
MOORE, Kashif	3-31-0	2-39-1	3-31-0	5-70-0	2-11-1	5-64-1	4-22-0	2-47-0	2-46-1	2-7-0	1-4-0	1-18-0
SHEPPARD, Gerrard	-	1-3-0	-	-	-	-	-	-	-	-	-	-
SHERMAN, Anthony	3-28-0	-	-	-	1-5-0	-	-	2-15-0	1-0-0	-	1-16-1	-
SHOEMATE, D.J.	-	-	2-12-0	-	-	-	-	-	-	-	-	-
SMITH, Michael	3-87-0	2-14-1	7-79-0	4-130-1	4-63-0	3-38-0	1-3-0	6-56-0	-	3-29-0	3-38-0	6-58-0
TODMAN, Jordan	3-23-0	1-3-0	2-(-4)-0	-	1-12-0	2-6-0	1-22-0	4-28-0	1-7-0	1-0-0	1-2-0	1-(-8)-0
<b>TOTAL</b>	<b>18-205-0</b>	<b>9-137-2</b>	<b>16-150-0</b>	<b>14-233-2</b>	<b>21-179-2</b>	<b>17-153-1</b>	<b>10-87-0</b>	<b>18-166-0</b>	<b>9-100-2</b>	<b>13-98-0</b>	<b>11-121-1</b>	<b>13-112-0</b>

## GAME-BY-GAME KICKOFF RETURNS

PLAYER	@MICH No-Yds-TD	TSU No-Yds-TD	@TEM No-Yds-TD	BUF No-Yds-TD	VAN No-Yds-TD	@RUT No-Yds-TD	@UL No-Yds-TD	WVU No-Yds-TD	PITT No-Yds-TD	@CUSE No-Yds-TD	CINCI No-Yds-TD	@USF No-Yds-TD
DELAHUNT, John	2-15-0	1-16-0	-	-	-	-	-	-	-	-	-	-
FREY, Robbie	-	-	5-69-0	2-80-0	-	-	-	-	-	1-25-0	1-42-0	3-97-0
KINNARD, Leon	-	-	-	-	-	-	-	1-24-0	-	-	-	-
LANG, Mike	-	1-24-0	-	2-52-0	3-67-0	1-5-0	1-8-0	-	-	-	-	-
MOORE, Kashif	-	-	-	-	-	-	2-46-0	3-69-0	3-54-0	-	-	-
TODMAN, Jordan	1-26-0	-	1-29-0	-	-	-	-	-	-	-	-	-
WILLIAMS, Nick	-	-	-	-	1-54-0	2-136-1	3-72-0	-	2-117-1	1-35-0	2-49-0	-
<b>TOTAL</b>	<b>4-47-0</b>	<b>2-40-0</b>	<b>6-98-0</b>	<b>4-132-0</b>	<b>4-121-0</b>	<b>3-141-1</b>	<b>6-126-0</b>	<b>4-93-0</b>	<b>5-171-1</b>	<b>2-60-0</b>	<b>3-91-0</b>	<b>3-97-0</b>



## GAME-BY-GAME TACKLES: DEFENSIVE LINEMEN

PLAYER	@MICH UT-AT-TT	TSU UT-AT-TT	@TEM UT-AT-TT	BUF UT-AT-TT	VAN UT-AT-TT	@RUT UT-AT-TT	@UL UT-AT-TT	WVU UT-AT-TT	PITT UT-AT-TT	@CUSE UT-AT-TT	CINCI UT-AT-TT	@USF UT-AT-TT
JENNINGS, Ted	-	0-1-1	-	1-0-1	0-1-1	-	-	1-1-2	-	-	-	1-0-1
JOSEPH, Jesse	4-0-4	3-0-3	2-1-3	4-3-7	3-3-6	-	0-1-1	1-2-3	1-2-3	1-0-1	3-1-4	2-0-2
MARTIN, Twyon	0-2-2	1-1-2	1-0-1	2-5-7	0-4-4	0-3-3	2-0-2	0-2-2	2-1-3	2-0-2	-	-
POLITO, Alex	-	0-3-3	1-0-1	0-1-1	1-1-2	-	2-0-2	-	1-0-1	1-0-1	-	1-0-1
PORTEE, A.J.	-	0-1-1	-	-	-	1-1-2	-	-	-	-	-	2-0-2
REYES, Kendall	3-3-6	1-0-1	2-0-2	3-2-5	2-0-2	1-3-4	2-0-2	0-2-2	2-1-3	2-0-2	2-1-3	5-1-6
STEPHEN, Shamar	0-2-2	1-1-2	4-0-4	0-3-3	2-0-2	0-2-2	2-0-2	0-1-1	-	2-0-2	1-1-2	1-4-5
WILLIAMS, Trevardo	3-1-4	2-0-2	1-1-2	3-0-3	1-0-1	4-0-4	1-0-1	5-1-6	1-0-1	1-0-1	-	2-0-2
WIRTH, Ryan	1-0-1	1-0-1	-	0-1-1	-	-	1-0-1	-	-	-	-	-

## GAME-BY-GAME TACKLES: LINEBACKERS

PLAYER	@MICH UT-AT-TT	TSU UT-AT-TT	@TEM UT-AT-TT	BUF UT-AT-TT	VAN UT-AT-TT	@RUT UT-AT-TT	@UL UT-AT-TT	WVU UT-AT-TT	PITT UT-AT-TT	@CUSE UT-AT-TT	CINCI UT-AT-TT	@USF UT-AT-TT
HYPPOLITE, Martin	-	-	1-0-1	-	-	-	-	-	-	-	-	1-0-1-
JOHNSON, Jory	1-1-2	1-0-1	3-1-4	-	-	-	-	-	-	-	-	-
LLOYD, Greg	10-1-11	2-4-6	7-0-7	-	-	-	-	-	0-1-1	-	-	-
LUTRUS, Scott	4-3-7	-	-	-	1-2-3	1-2-3	3-1-4	4-2-6	3-1-4	7-2-9	4-2-6	3-3-6
MOORE, Sio	-	3-3-6	1-0-1	5-11-16	4-4-8	8-4-12	7-1-8	13-4-17	3-6-9	8-1-9	5-3-8	10-0-10
WILLIAMS, Jerome	-	2-3-5	-	-	1-0-1	-	-	-	-	-	-	-
WILSON, Lawrence	6-6-12	2-5-7	6-0-6	4-10-14	4-5-9	7-7-14	10-6-16	5-1-6	5-6-11	7-1-8	5-2-7	3-2-5

## GAME-BY-GAME TACKLES: DEFENSIVE BACKS

PLAYER	@MICH UT-AT-TT	TSU UT-AT-TT	@TEM UT-AT-TT	BUF UT-AT-TT	VAN UT-AT-TT	@RUT UT-AT-TT	@UL UT-AT-TT	WVU UT-AT-TT	PITT UT-AT-TT	@CUSE UT-AT-TT	CINCI UT-AT-TT	@USF UT-AT-TT
AGBOR, Harris	5-3-8	0-2-2	-	-	-	-	-	5-3-8	2-0-2	2-3-5	3-0-3	6-0-6
DABNEY, Kijuan	4-4-8	2-2-4	5-0-5	-	-	0-1-1	-	-	-	-	-	-
GRATZ, Dwayne	9-1-10	2-0-2	4-0-4	3-1-4	2-0-2	4-2-6	3-1-4	6-0-6	6-1-7	2-0-2	7-2-9	3-1-4
JUNIOR, Jerome	2-1-3	2-0-2	2-0-2	3-1-4	-	2-1-3	6-0-6	6-1-7	4-4-8	3-2-5	5-1-6	3-0-3
LANG, Mike	1-0-1	1-3-4	1-0-1	3-3-6	4-0-4	4-3-7	3-4-7	1-0-1	0-1-1	2-0-2	2-1-3	2-2-4
MACK, Taylor	-	1-0-1	2-0-2	-	-	1-2-3	-	0-1-1	-	0-1-1	4-0-4	1-1-2
ST. LOUIS, Greg	-	1-1-2	-	-	-	-	-	-	-	-	-	-
WILBURN, Gary	1-3-4	1-1-2	1-0-1	-	1-0-1	1-0-1	-	-	1-1-2	-	-	-
WREH-WILSON, Bliidi	4-0-4	3-0-3	2-1-3	4-0-4	4-1-5	3-1-4	2-4-6	2-2-4	7-0-7	4-0-4	2-0-2	4-0-4
YUREK, John	-	0-1-1	-	-	-	-	-	-	2-0-2	-	-	-

## GAME-BY-GAME PUNT RETURNS

PLAYER	@MICH No-Yds-TD	TSU No-Yds-TD	@TEM No-Yds-TD	BUF No-Yds-TD	VAN No-Yds-TD	@RUT No-Yds-TD	@UL No-Yds-TD	WVU No-Yds-TD	PITT No-Yds-TD	@CUSE No-Yds-TD	CINCI No-Yds-TD	@USF No-Yds-TD
KINNARD, Leon	-	-	-	-	-	-	-	-	2-(-3)-0	-	-	-
MACK, Taylor	-	-	3-(-5)-0	4-73-0	2-13-0	4-44-0	1-1-0	1-0-0	-	-	-	-
WILBURN, Gary	-	3-13-0	-	-	-	-	-	-	-	-	-	-
WILLIAMS, Nick	-	2-43-0	-	-	-	-	-	-	-	3-31-0	1-12-0	1-8-0



## RED ZONE

CONNECTICUT											OPPONENTS										
GAME	In20	Scores	Sc.%	FG	TD	TD%	TO	Dwn.	MFG	EOH	GAME	In20	Scores	Sc.%	FG	TD	TD%	TO	Dwn.	MFG	EOH
at Ohio	2	2	100%	0	2	100%	0	0	0	0	at Ohio	2	1	50%	0	1	50%	1	0	0	0
North Carolina	1	1	100%	0	1	100%	0	0	0	0	North Carolina	3	3	100%	2	1	33%	0	0	0	0
at Baylor	4	4	100%	1	3	75%	0	0	0	0	at Baylor	2	2	100%	0	2	100%	0	0	0	0
Rhode Island	6	6	100%	1	5	83%	0	0	0	0	Rhode Island	2	1	50%	1	0	0%	0	1	0	0
at Pittsburgh	2	1	50%	0	1	50%	1	0	0	0	at Pittsburgh	3	2	67%	2	0	0%	1	0	0	0
Louisville	7	6	86%	1	5	71%	0	0	1	0	Louisville	5	4	80%	0	4	80%	1	0	0	0
at West Virginia	3	2	67%	1	1	33%	0	0	1	0	at West Virginia	3	2	67%	0	2	67%	0	0	1	0
Rutgers	3	2	67%	1	1	33%	0	0	1	0	Rutgers	1	1	100%	0	1	100%	0	0	0	0
at Cincinnati	4	4	100%	0	4	100%	0	0	0	0	at Cincinnati	5	5	100%	2	3	60%	0	0	0	0
at Notre Dame	5	3	60%	1	2	40%	1	0	1	0	at Notre Dame	6	6	100%	3	3	50%	0	0	0	0
Syracuse	3	3	100%	0	3	100%	0	0	0	0	Syracuse	5	5	100%	1	4	80%	0	0	0	0
South Florida	3	3	100%	0	3	100%	0	0	0	0	South Florida	3	3	100%	0	3	100%	0	0	0	0
<b>TOTALS</b>	<b>43</b>	<b>37</b>	<b>86%</b>	<b>6</b>	<b>31</b>	<b>72%</b>	<b>2</b>	<b>0</b>	<b>4</b>	<b>0</b>	<b>TOTALS</b>	<b>40</b>	<b>35</b>	<b>88%</b>	<b>11</b>	<b>24</b>	<b>60%</b>	<b>3</b>	<b>1</b>	<b>1</b>	<b>0</b>

## TURNOVER RESULTS

CONNECTICUT					OPPONENTS				
GAME	FUM	INT	TOTAL	OPP POINTS OFF	GAME	FUM	INT	TOTAL	UC POINTS OFF
at Ohio	1	3	4	16	at Ohio	1	1	2	7
North Carolina	1	1	2	0	North Carolina	0	2	2	7
at Baylor	0	0	0	0	at Baylor	2	1	3	14
Rhode Island	3	0	3	7	Rhode Island	1	2	3	14
at Pittsburgh	1	0	1	0	at Pittsburgh	0	2	2	7
Louisville	0	1	1	0	Louisville	2	2	4	24
at West Virginia	1	3	4	7	at West Virginia	1	1	2	7
Rutgers	1	3	4	0	Rutgers	0	0	0	0
at Cincinnati	0	0	0	0	at Cincinnati	0	0	0	0
at Notre Dame	0	1	1	0	at Notre Dame	2	0	2	0
Syracuse	1	1	2	7	Syracuse	2	0	0	14
South Florida	0	0	0	0	South Florida	1	0	0	0
<b>TOTALS</b>	<b>9</b>	<b>13</b>	<b>22</b>	<b>37</b>	<b>TOTALS</b>	<b>12</b>	<b>11</b>	<b>20</b>	<b>94</b>

## DRIVE CHARTS

CONNECTICUT							OPPONENTS								
GAME	No.	3&OUT	PCT.	SCORE	PCT.	TD	PCT.	GAME	No.	3&OUT	PCT.	SCORE	PCT.	TD	PCT.
at Ohio	15	8	53%	3	20%	3	20%	at Ohio	16	8	50%	3	19%	2	13%
North Carolina	12	4	33%	2	17%	1	8%	North Carolina	11	3	27%	2	18%	1	9%
at Baylor	13	4	31%	6	46%	3	23%	at Baylor	13	5	38%	3	23%	3	23%
Rhode Island	15	3	20%	8	53%	7	47%	Rhode Island	16	8	50%	2	13%	1	6%
at Pittsburgh	10	2	20%	3	30%	3	30%	at Pittsburgh	10	2	20%	5	50%	2	20%
Louisville	10	1	10%	6	60%	5	50%	Louisville	11	1	9%	4	36%	4	36%
at West Virginia	14	2	14%	4	29%	3	21%	at West Virginia	15	3	20%	4	27%	4	27%
Rutgers	16	3	19%	4	25%	3	19%	Rutgers	17	7	41%	4	24%	4	24%
at Cincinnati	12	4	33%	7	58%	6	50%	at Cincinnati	13	3	23%	9	69%	5	38%
at Notre Dame	14	3	21%	6	43%	4	29%	at Notre Dame	15	3	20%	6	40%	3	20%
Syracuse	13	3	23%	8	62%	8	62%	Syracuse	14	3	21%	5	36%	4	29%
South Florida	11	2	18%	5	45%	4	36%	South Florida	10	2	20%	4	40%	4	40%
<b>TOTALS</b>	<b>155</b>	<b>39</b>	<b>25%</b>	<b>62</b>	<b>40%</b>	<b>50</b>	<b>32%</b>	<b>TOTALS</b>	<b>161</b>	<b>48</b>	<b>30%</b>	<b>51</b>	<b>32%</b>	<b>37</b>	<b>23%</b>

## THIRD DOWN CONVERSIONS

CONNECTICUT									OPPONENTS								
GAME	1-3	4-6	7-9	10-14	15-19	20+	Tot.	Pct.	GAME	1-3	4-6	7-9	10-14	15-19	20+	Tot.	Pct.
at Ohio	4-6	1-3	2-5	0-2	0-0	0-1	7-17	41%	at Ohio	1-4	0-3	1-3	1-3	0-0	0-1	3-14	21%
North Carolina	1-2	0-6	1-4	0-1	0-0	0-1	2-14	14%	North Carolina	2-5	1-3	2-3	0-3	1-2	1-1	8-17	41%
at Baylor	10-11	0-0	2-4	0-2	0-2	0-1	12-20	60%	at Baylor	1-1	2-5	0-1	0-2	0-0	1-1	4-10	40%
Rhode Island	4-6	0-1	3-4	0-1	0-0	0-1	7-13	54%	Rhode Island	0-3	0-2	1-4	0-3	0-1	0-0	1-13	8%
at Pittsburgh	1-1	1-4	1-1	0-2	0-1	0-0	3-9	33%	at Pittsburgh	4-6	3-7	0-1	0-1	0-0	0-0	7-15	47%
Louisville	1-3	3-5	2-3	0-0	0-1	0-0	5-11	45%	Louisville	4-6	4-4	1-2	0-1	0-1	0-0	10-15	67%
at West Virginia	3-4	2-7	1-2	1-2	0-0	0-2	7-17	41%	at West Virginia	4-5	3-4	0-1	0-4	0-0	0-0	7-14	50%
Rutgers	3-8	2-5	2-2	1-6	0-1	0-0	8-22	36%	Rutgers	1-2	2-5	0-2	1-5	0-1	0-0	4-15	27%
at Cincinnati	2-4	1-4	1-2	0-2	0-0	0-0	4-12	33%	at Cincinnati	1-3	1-3	2-4	0-2	0-0	0-0	4-12	33%
at Notre Dame	3-3	1-3	2-3	1-5	0-2	0-0	6-15	40%	at Notre Dame	3-6	3-6	1-2	1-3	0-1	0-0	8-18	44%
Syracuse	0-1	4-6	3-5	0-1	0-0	0-0	6-13	46%	Syracuse	3-4	4-7	0-2	0-1	0-0	0-0	6-14	43%
South Florida	2-3	1-3	2-5	0-0	0-0	0-0	5-11	45%	South Florida	4-6	2-2	3-5	0-0	0-1	0-0	9-14	64%
<b>TOTALS</b>	<b>34-52</b>	<b>16-47</b>	<b>22-40</b>	<b>3-24</b>	<b>0-7</b>	<b>0-6</b>	<b>72-174</b>	<b>41%</b>	<b>TOTALS</b>	<b>28-51</b>	<b>25-51</b>	<b>11-30</b>	<b>3-28</b>	<b>1-7</b>	<b>2-3</b>	<b>71-171</b>	<b>42%</b>





University of Connecticut head coach Randy Edsall, who is concluding his 12th season with the Huskies, has led the program from Division I-AA status in 1999 to an appearance in the Bowl Championship Series and the Tostitos Fiesta Bowl for the 2010 season.

UConn's trip from the FCS (former Division I-AA) to the BCS in 11 seasons is the most rapid in the history of the series.

During his time in Storrs, the program has blossomed from a major college football newcomer upon his arrival to a team that has now made five bowl appearances in the past seven years and four consecutive.

He is the UConn leader for career coaching wins (74) and most games coached (143). Edsall is tied seventh among all current FBS coaches for number of seasons coached at the same school.

The 2010 Huskies are typical of a hard-working, blue collar Edsall team. Starting the season with a 0-2 conference mark and 3-4 overall, UConn finished the year with five consecutive BIG EAST wins to earn the league championship and a spot in the BCS. The margin of victory in three of those games were by a combined eight points. For his efforts and those of his team, Edsall was named the 2010 BIG EAST Coach of the Year.

Edsall is the winningest coach in school history and stands at an impressive 65-45 (.591) in the school's first nine FBS seasons dating back to 2002.

UConn's trip to the 2011 Tostitos Fiesta Bowl marks the fourth consecutive bowl trip for the Huskies and the fifth since 2004. The Huskies defeated South Carolina in the Papajohns.com Bowl by a 20-7 score. Edsall guided the Huskies to a 38-20 win over Buffalo in the 2009 International Bowl and led the team to a victory in the 2004 Motor City Bowl and an appearance in the 2007 Meineke Car Care Bowl.

Edsall's Huskies won their final three regular season games in 2009 - including a historic double-overtime win over Notre Dame on Nov. 21. UConn posted a 7-5 regular season record facing the 25th-toughest regular season schedule in the country. In 2007, the Bryant and Munger Coach of the Year Award finalist helped guide UConn to a share of its first-ever BIG EAST Championship in a season where the Huskies were picked to finish seventh in the league.

Edsall was named the 2007 Bowl Championship Division Head Coach of the Year in New England by the Gridiron Club of Greater Boston.

Edsall has also become a prominent voice in the college football community, as he is a member of the American Football Coaches Association Board of Trustees and the NCAA Football Rules Committee.

UConn joined the BIG EAST Conference in 2004, finishing just one win shy of tying for the conference championship. The Huskies led the conference in total defense each of their first two years in the league and again in 2008. During their debut season in 2004, led the BIG EAST in both total offense and total defense. During this span, UConn has finished in the national top 20 for total offense (2003, 2004) and total defense (2002, 2005, 2008). The Huskies finished an impressive sixth in the country in total defense in 2008.

Under Edsall's guidance, the Huskies have defeated members of the Atlantic Coast Conference, BIG EAST, Big Ten, Big 12, Conference USA and Southeastern Conference during their Football Bowl Subdivision tenure.

In addition to the great success on the field, UConn has performed admirably in the classroom under Edsall. In five of the past seven years, including 2007, '08 and '09, UConn was recognized by the American Football Coaches Association for its high graduation rate.

UConn was the top team in the NCAA's Graduation Success Rate (GSR) of both October 2008 and '09 among league schools. The Huskies latest GSR, released in October 2010, UConn was third in the BIG EAST and within four points of the second place team.

In 2008, UConn had the highest GSR for African-American student-athletes among all state universities that participated in a bowl game following the 2008 season.

In 2009, the NCAA's Academic Progress Rate (APR) for the UConn football team was an impressive 951, which was third in the BIG EAST Conference and just five points behind the second-highest team. That mark also placed Connecticut ahead of the Bowl Subdivision average of 941 and among the top thirty percent of schools in the country.

In 2007, UConn was one of just six schools to play in a bowl game and also boast a Graduation Success Rate (GSR) over 80-percent for both its Caucasian and African-American student-athletes. In 2003, UConn was the only public I-A school to graduate at least 90 percent of its football players and in 2005, UConn was one of only eight schools to both graduate 70 percent and win a bowl game.

Edsall guided the 2002 team to a 6-6 record in its first year with a full Division I-A compliment of 85 scholarships. UConn ended the 2002 season impressively with four-straight wins to reach the .500 mark, including season-ending road wins at Navy and at bowl-bound Iowa State of the Big 12 Conference.

"This was the day that the man on the street connected with UConn football," wrote the late Randy Smith of the Manchester (Conn.) *Journal-Inquirer*. "It's his team, and by gawd, he's going to cheer for it."

UConn's .500 season was its best record since the squad won 10 games in 1998. The Huskies' six wins were more than the Huskies posted in 2000 (three) and 2001 (two) combined. The Huskies were the most improved Division I-A team in the country in 2002, according to preseason and postseason ratings by College Football News.

The excitement for Edsall and his team continued to swell in 2003 as the Huskies moved into their new home, Rentschler Field, and enjoyed the nation's largest attendance increase with a gain of 21,252 fans per game.

Finishing with a 9-3 record, many national media outlets, including Bristol-based ESPN, proclaimed that UConn should have received a bowl berth, a feat highly-uncommon for an independent team.

## A CLOSER LOOK AT RANDY EDSALL

With their membership in the BIG EAST for the 2004 season, another strong campaign by the Huskies resulted in a bowl berth. UConn went 8-4 against a challenging slate that fall as the program gained its highest ever level of exposure. The Huskies capped their historic season with a resounding 39-10 win over Mid-American Champion Toledo in the Motor City Bowl.

The 2007 season witnessed a new level of excitement in Storrs as the Huskies earned their first ever national rankings, peaking at No. 13 in the BCS standings on Nov. 5. UConn became just the second BIG EAST team to ever go 7-0 at home and defeated three teams there which were ranked in the Top 10 at some point during the season. The BIG EAST Champion Huskies finished that season at 9-4 with a berth in the Meineke Car Care Bowl, earning Edsall New England Division I Coach of the Year accolades.

Edsall was named the 27th head football coach at the University of Connecticut on December 21, 1998.

Edsall brought 19 years of previous coaching experience to the Husky program, including 15 seasons on the collegiate level and three in the NFL. Edsall joined the Huskies after completing the 1998 season as the defensive coordinator at Georgia Tech, where he helped the 14th-ranked Yellow Jackets complete a 9-2 campaign.

Prior to joining the staff at Georgia Tech, Edsall spent three seasons as the secondary coach for the Jacksonville Jaguars of the National Football League. In his three seasons on Tom Coughlin's staff, Edsall was a part of one of the most successful expansion franchises in the history of the NFL. The Jaguars reached the playoffs in 1996 and 1997, including a berth in the AFC Championship Game in 1996.

Edsall began his coaching career in 1980 at his alma mater, Syracuse University. A former quarterback for the Orangemen, Edsall started as a graduate assistant from 1980-1982. In 1983, coach Dick MacPherson named Edsall running backs coach. He coached the running backs for three seasons at Syracuse (1983-84 and 1986) and coached the tight ends in 1985 before making the switch to the defensive side of the ball. He coached the Syracuse defensive backs from 1987-1990 and during that period the Orangemen were ranked amongst the National Division I-A leaders in pass defense.

Edsall was a three-year letterwinner in football, basketball and baseball at Susquehannock High School in Glen Rock, Pa. He was an all-state selection in all three sports in his senior season and has been inducted into the York Area Sports Hall of Fame. He then went on to Syracuse, where he was a member of the football team and earned one varsity letter as a quarterback for the Orangemen. He was a member of the Syracuse squad that captured the 1979 Independence Bowl title under head coach Frank Maloney.

Edsall is a native of Glen Rock, Penn., and earned a bachelor's degree in physical education from Syracuse in 1980 and added a master's degree in health and physical education in 1982 from Syracuse.

Edsall was honored with the Leadership Award at the Martin Luther King, Jr., Holiday National Liberty Bell Ringing Celebration in Hartford, Conn., in January of 2010. He was honored this past fall by the UConn Alumni Association as an Honorary Alumnus of the School.

Edsall is an active member of the Connecticut community and supports a number of charitable events. This past November, Edsall created a charitable event to benefit at-risk kids in the Hartford Public School system. The event will be called The Randy Edsall Golf and is being created in the memory of former UConn player Jasper Howard. In his memory, Edsall has created this event to raise dollars urgently needed by Early Start for Success – a collaborative project, targeting at-risk children, organized by the UConn School of Social Work and the Hartford Public School System.

The program works to improve school attendance, reduce suspensions, increase academic engagement and achievement, and increase parental involvement in youngsters' lives. Sponsor dollars from this event will go to the UConn Foundation, Inc. and be used by this critically important program.

He and his wife, Eileen, a former basketball and volleyball letterwinner at Syracuse, have a daughter, Alexi (20), who is a junior at UConn, and a son, Corey (18), a senior at East Catholic High School in Manchester, Conn., and plays on the football and baseball teams.

**FULL NAME:** Randy Douglas Edsall

**WIFE:** Eileen

**CHILDREN:** Alexi (born 1/31/90), Corey (born 8/13/92)

**ALMA MATER:** Syracuse, 1980

**BIRTHDATE:** August 27, 1958

**HOMETOWN:** Glen Rock, Pa.

**YEARS IN COACHING (COLLEGE):** 27 (23)

### COACHING RESUME

Years	School/Team	Position
1980-'90	Syracuse	Graduate Assistant (80-82) Running Backs (83-84, 86) Tight Ends (85) Defensive Backs (87-90) Recruiting Coordinator (89-90)
1991-'93	Boston College	Defensive Backs
1994-'97	Jacksonville Jaguars	Defensive Backs
1998	Georgia Tech	Defensive Coordinator/DBs
1999-present	Connecticut	Head Coach

### BOWL GAMES AS A COACH/PLAYER (9-3-1 RECORD)

Season	Game	School, Pos.	Result, Opponent
1979	Independence Bowl	SU, Player	W, 31-7 vs. McNeese St.
1985	Cherry Bowl	SU, Asst.	L, 18-35 vs. Maryland
1988	Sugar Bowl	SU, Asst.	T, 16-16 vs. Auburn
1989	Hall of Fame Bowl	SU, Asst.	W, 23-10 vs. LSU
1989	Peach Bowl	SU, Asst.	W, 19-18 vs. Georgia
1990	Aloha Bowl	SU, Asst.	W, 28-0 vs. Arizona
1993	Hall of Fame Bowl	BC, Asst.	L, 23-38 vs. Tennessee
1994	Carquest Bowl	BC, Asst.	W, 31-13 vs. Virginia
1999	Gator Bowl	GT, Asst.	W, 35-28 vs. Notre Dame
2004	Motor City Bowl	UC, Head	W, 39-10 vs. Toledo
2007	Meineke Car Care Bowl	UC, Head	L, 10-24 vs. Wake Forest
2008	International Bowl	UC, Head	W, 38-10 vs. Buffalo
2009	Papajohns.com Bowl	UC, Head	W, 20-7 vs. South Carolina
2010	Tostitos Fiesta Bowl	UC, Head	vs. Oklahoma





## Hank Hughes

*(Fifth Bowl)*

*Assistant Head Coach For Defense,  
Defensive Line*

Hank Hughes is in his tenth season on the Husky coaching staff in 2010 and his sixth as assistant head coach for defense after spending the previous three as the defensive coordinator. A 32-year veteran of the coaching profession, Hughes joined the program in Feb. 2001 as the defensive line coach and has coached that

position group throughout his tenure at UConn.

This season, his defense enters bowl season ranked 16th in the country and third in the BIG EAST in pass efficiency defense and is also ranked 23rd in the country in scoring defense. Following the 2009 season, he was named the Assistant Coach of the Year by the Gridiron Club of Greater Boston. The UConn defense finished the 2008 season ranked sixth in the country and first in the BIG EAST Conference in total defense at 278.00 yards per game.

Under Hughes, UConn led the BIG EAST in total defense in each of its first two seasons in the league – 2004 and '05. The Huskies finished seventh in the nation in 2006, averaging 297.1 yards per game in total defense while also ranking fourth in passing defense and seventh in passing efficiency defense. The Huskies used their stout defense to gain the 2007 BIG EAST Championship with the team ranking in the top 17 nationally in passing defense, passing efficiency defense and scoring defense.

Hughes is a 1979 graduate of Springfield College. Before coming to UConn, he coached at the University of Memphis from 1998-2000. Hughes is familiar with New England, having served at four different schools in the region



## Joe Moorhead

*(Third Bowl)*

*Offensive Coordinator, Quarterbacks*

Joe Moorhead, a 1996 graduate of Fordham University, is in his second year as the offensive coordinator and quarterbacks coach at the University of Connecticut after serving in the same role at the University of Akron for the previous two seasons.

UConn finished the 2009 season as the third most productive offense in the BIG EAST under Moorhead's guidance and was second in scoring. This season,

Connecticut is second in the conference in rushing yards per game entering the bowl season and is also second in scoring offense.

He was an assistant coach at Akron for a total of five years (2004-2008) and was the wide receivers coach and recruiting coordinator in 2004 and '05 and the quarterbacks coach and passing game coordinator in 2006. Akron appeared in the 2005 Motor City Bowl when Moorhead was there.

As a collegiate performer at Fordham, he was a three-year starter at quarterback and was a team captain as a senior. Moorhead graduated from Fordham with a degree in English.

### Additional Support Staff:

Director of Football Operations: Tim Pendergast  
 Director of Alumni & Community Affairs: Andy Baylock  
 Recruiting Assistant: Dave Wilczewski  
 Strength and Conditioning Coordinator: Jerry Martin  
 Assistant Director: Drew Wilson  
 Director of Sports Medicine: Dr. Jeff Anderson  
 Head Athletic Trainer: Bob Howard  
 Assistant Athletic Trainer: Luke Ross  
 Graduate Assistants: Anthony Salvatore, Thomas Yabor  
 Football Equipment Manager: Chris Stasaitis  
 Graduate Assistant: Jeremy Litzinger  
 Director of Video Services: David Kaplan  
 Assistant Director: William Brown  
 Administrative Assistants: Rebecca Dunstan (Recruiting),  
 Joanne Fazio (Coach Edsall), Annie Peppard (Operations)



## Todd Orlando

*(Sixth Bowl)*

*Defensive Coordinator, Inside  
Linebackers*

Todd Orlando is completing his 12th year as a member of the Connecticut football coaching staff in 2010. One of Randy Edsall's original hires as a Husky, Orlando has coached UConn's inside linebackers since the 1999 season and, in 2005, he also assumed the role of defensive coordinator.

This season, his defense enters bowl season ranked 16th in the country and third in the BIG EAST in pass efficiency defense and is also ranked 23rd in the country in scoring defense.

In his first year as defensive coordinator, UConn led the BIG EAST in total defense in 2006, ranking seventh in the nation. The team's 297.1 yards per game average for total defense was the program's best since 1979. His second season, 2007, saw UConn claim the BIG EAST Championship behind the nation's 10th-ranked passing efficiency defense and the 14th best scoring defense at 19.0 points allowed per game.

In 2008, the UConn defense was ranked sixth in the country and among the national leaders in most major categories - including ninth in passing defense, 15th in interceptions and 22nd in scoring defense.

Orlando was a three-year letterwinner at inside linebacker at Wisconsin and a member of the 1994 Big Ten championship team that also defeated UCLA in the Badgers' first Rose Bowl appearance since 1963. Orlando earned his bachelor's degree in agricultural economics from Wisconsin in 1994.



## Matt Cersosimo

*(Fourth Bowl)*

*Wide Receivers, Recruiting Coordinator*

Matt Cersosimo returned to the UConn coaching staff in 2006 as wide receivers coach and recruiting coordinator and is in his fifth year in that position.

Cersosimo's wide receivers developed as the 2009 season progressed, highlighted by senior Marcus Easley - who made eight TD receptions in the final nine games of the season after having none in the first 36 games of his career. This season, Cersosimo has blended a number of receivers together as the season has progressed.

Cersosimo spent the 2002-03 seasons as a graduate assistant coach at UConn and was a two-year starter a defensive back on the Springfield College football team.

Cersosimo is a native of West Hartford, Conn. and received a pair of degrees from Springfield College, an undergraduate degree in 2000 in physical education and a master's degree in health education in 2002.



## Mike Foley

*(Fourth Bowl)*

*Offensive Line*

A veteran of northeastern football coaching, Mike Foley is in his fifth season as offensive line coach at Connecticut in 2010. Prior to UConn, Foley completed 21 seasons of involvement with the football team at his alma mater, Colgate University. He had served as the Raiders' offensive coordinator and offensive line coach since 1997.

Foley and his offensive line have been a key factor in UConn's outstanding rushing game in 2009 and '10 as the Huskies featured two 1,000-yard rushers in Jordan Todman (2009 and '10) and Andre Dixon ('09). The UConn offensive line led the BIG EAST Conference in fewest sacks allowed at 1.00 per game and were ranked 14th nationally.

Foley's lines were a key factor in Donald Brown achieving the status as the country's leading rusher in 2008. In 2008, Foley coached First Team All-BIG EAST Conference selection Will Beatty at left tackle as Beatty later went on to play in the Senior Bowl and was selected in the Second Round of the National Football League Draft by the New York Giants.

He was a four-year letterwinner at Colgate and captain of the 1977 team. Foley graduated from Colgate in 1978 with a degree in economics.





**Lyndon Johnson**  
(Fifth Bowl)  
*Outside Linebackers, Special Teams  
Coordinator*

Lyndon Johnson is in his 12th year as a member of the Connecticut football coaching staff in 2010. A versatile staff member, Johnson coaches the UConn outside linebackers (a role he has held since 2001) while coordinating the Huskies' special teams.

UConn is ranked sixth in the country in kickoff returns this year entering bowl season while individually Nick Williams has been among the country's leaders in that category. UConn had three kickoff returns for a touchdown in 2009 - the first time in school history that has happened - and two more were returned this year, including a 100-yarder by Williams.

Johnson returned to his alma mater in 1999 following a one-year stint as the defensive line coach at Fordham. Johnson, a four-year letterwinner for UConn from 1989-1992, started all 33 games over his final three seasons on the offensive line. He served as team captain in 1991 and was named the team's Most Valuable Offensive Player that season. He was a second team All-Yankee Conference pick in 1989 and a second team All-ECAC selection in 1990. Johnson received his degree in sociology from UConn in 1992.



**Darrell Perkins**  
(Fifth Bowl)  
*Defensive Backs*

Darrell Perkins, who served as the defensive backs coach at Louisiana-Monroe for the past two seasons, is in his first season on the University of Connecticut football staff in 2010. Entering the 2010 bowl season, Perkins' defensive backs have helped UConn reach a national ranking of tied for fifth in interceptions. UConn's pass efficiency defense is also ranked 16th in

the country.

Prior to his stint at Monroe, he was the defensive coordinator at Charleston Southern in 2007. He was the linebackers and special teams coach at Northern Colorado in 2006 and was the defensive backs/special teams coordinator at Charleston Southern from 2004-05.

Perkins was the defensive backs coach and special teams coordinator at Ferris State from 2002-03.

Perkins is a 1990 graduate of Wyoming and earned his degree in business marketing. He was a two-year starter at running back for the Cowboys and a three-year letter winner from 1985-89.

At Wyoming, Perkins played in the 1987 and '88 Holiday Bowls and with Purdue coached in the 2001 Rose Bowl, following the Boilermakers' 2000 Big Ten championship, and the 2001 Sun Bowl.




**Terry Richardson**  
(Eighth Bowl)  
*Running Backs*

Terry Richardson is in his 12th season as a member of the Connecticut football coaching staff, all spent working with the Husky running backs. This season, he worked with BIG EAST Offensive Player of the Year and Walter Camp All-American Jordan Todman, who became the first Husky to rush for over 1,000 yards in two different seasons.

In 2009, he has worked with two 1,000-yard rushers in Todman and All-BIG EAST Conference second team pick Andre Dixon. The 2008 season saw running back Donald Brown become the nation's leading rusher as he was named the BIG EAST Offensive Player of the Year and a First Team All-America pick by the Sporting News. He became UConn's first National Football League First Round Draft Pick in 2009 as he was selected by the Indianapolis Colts.

Richardson's other 1,000-yard rushers at UConn are Terry Cautley (2002) and Cornell Brockington (2004).

Richardson helped the Orange to three bowl berths during his career, the 1990 Aloha Bowl, 1992 Hall of Fame Bowl and 1993 Fiesta Bowl. Syracuse won all three games.




**Jon Wholley**  
(Fourth Bowl)  
*Tight Ends*

Jonathan Wholley, a 2004 graduate of the University of Connecticut who earned a master's degree from UConn in 2008, is in first season as the tight ends coach at UConn.

Most recently, Wholley was an assistant football coach at Fordham for the 2009 season where he worked with the running backs and had recently added recruiting coordinator duties. The Rams led the NCAA Football Championship Subdivision in total offense at 488.82 yards per game.

A Southington, Conn., native, Wholley was a member of the UConn football team from 2001-04 as a running back and joined the team as a walk-on. He later earned a scholarship and was a member of the 2004 Motor City Bowl championship team. He earned his master's of education in kinesiology from UConn in December of 2008 and was a graduate assistant for UConn's Meineke Car Care (2007) and International (2008 season) bowl games.



**Andrew Breiner**  
(Second Bowl)  
*Offensive Graduate Assistant*

Andrew Breiner, a 2006 graduate of Lock Haven (Pa.) University, is in his second year as the offensive graduate assistant in 2010 at UConn.

Prior to coming to UConn, Breiner has been an assistant coach at Allegheny College in Meadville, Pa.

He was a four-year letter winner for Lock Haven as a wide receiver and also played special teams. He won a National Football Foundation Scholar-Athlete Award from the Central Pennsylvania Chapter of the NFF for his accomplishments athletically, academically and in the community.

A Dean's List student, he graduated from Lock Haven with a degree in health and physical education.



**Shane Fogarty**  
(Second Bowl)  
*Defensive Graduate Assistant*

Former University of Connecticut quarterback Shane Fogarty, a native of Morgantown, W.Va., is in his first season as the defensive graduate assistant in 2010. He was a member of the Husky program from 2002-05 and earned a letter in his senior season. Fogarty was a member of UConn's first bowl team - the 2004 Motor City Bowl championship squad.

He graduated from UConn in May 2006 with a degree in history. Fogarty spent the 2009 football season as an assistant coach at Norwich University in Northfield, Vermont. He was an assistant coach at Trinity College in Hartford from 2006-08 working with the running backs and special teams for the Bantams.

While at UConn, he earned the Joseph M. Giannelli Unsung Hero Award in 2005 and the Counseling Program for Intercollegiate Athletes Award for Academic Excellence in the football program. In 2001, he led Morgantown High School to a championship in the state's biggest division.

## Game Day Locator

**Press Box:** Moorhead, Johnson, Perkins, Wholley

**Sidelines:** Cersosimo, Foley, Hughes, Orlando, Richardson.



## Harris Agbor

*RS Junior*  
Safety  
5-11, 183  
Mesquite, Texas  
Horn



# #25

Made the first starts of his career in 2010 as he got the nod in seven games...tied a career and season-high eight tackles in win against West Virginia (Oct. 29), which began current Husky five-game winning streak...also had eight tackles in season-opener vs. Michigan (Sept. 4)...had three tackles for a loss against the Wolverines...made six tackles in regular season finale vs. USF (Dec. 4)...an outstanding student-athlete who was named to the CoSIDA All-District Academic Team.

Year	GP-GS	UT	AT	TT	SKS	TFL	INT	PBU
2008	3-0	0	2	2	0	0-0	0	0
2009	2-0	1	2	3	0	0-0	0	0
2010	10-7	23	11	34	0	4.0-18	0	2
<b>Totals</b>	<b>15-7</b>	<b>24</b>	<b>15</b>	<b>39</b>	<b>0</b>	<b>4.0-18</b>	<b>0</b>	<b>2</b>

### HARRIS AGBOR'S CAREER HIGHS

Most Tackles, game: 8, 2x, last vs. West Virginia, 10/29/10  
Most TFL, game: 3, at Michigan, 9/4/10



## Chad Christen

*RS Freshman*  
Kicker / Punter  
6-1, 203  
Eiters, Pa.  
Red Lane



# #13

Saw his first collegiate experience this year as UConn's kickoff performer...had nine of 69 kickoffs for touchbacks.



## Kijuan Dabney

*Junior*  
DB  
6-1, 192  
Houston, Texas  
Yates



# #19

Experienced senior who started the first four games of the season and saw action in a total of nine games...had a career-high eight tackles in season-opener at Michigan (Sept. 4)...had a fumble recovery against Texas Southern (Sept. 11) and a break-up vs. Temple (Sept. 18).

Year	GP-GS	UT	AT	TT	SKS	TFL	INT	PBU
2007	12-0	4	1	5	0	0-0	0	0
2008	7-0	2	0	2	0	0-0	0	0
2009	2-1	3	4	7	0	0-0	0	0
2010	9-3	11	7	18	0	0-0	0	1
<b>Totals</b>	<b>30-4</b>	<b>20</b>	<b>12</b>	<b>32</b>	<b>0</b>	<b>0-0</b>	<b>0</b>	<b>1</b>

### KIJUAN DABNEY CAREER HIGHS

Most Tackles, game: 8, at Michigan, 9/4/10



## Michael Box

*RS Freshman*  
Quarterback  
6-3, 209  
Suwanee, Ga.  
Collins Hill



# #4

Reserve quarterback who made his first career start vs. Louisville (Oct. 23)...was four of 12 in the air for 35 yards before leaving the game with a head injury...since then, has seen reserve action against Pittsburgh (Nov. 11)...also played in the Texas Southern (Sept. 11) and Buffalo games (Sept. 25).

Year	GP-GS	A-C-I	PCT	YDS	TD	EFF
2010	4-1	17-6-1	35.3	65	0	55.6

### MICHAEL BOX'S CAREER HIGHS

Most Attempts, game: 12, at Louisville, 10/23/10  
Most Comp., game: 4, at Louisville, 10/23/10  
Most Yards, game: 35, at Louisville, 10/23/10  
Longest Pass: 15, at Louisville, 10/23/10  
Most Rush Yards, game: 22, at Louisville, 10/23/10



## Derek Chard

*Senior*  
Long Snapper  
6-3, 237  
Burlington, Conn.  
St. Paul's



# #93

Handled long snapper duties for the Huskies all season long...the Huskies converted all 34 of their extra point attempts this season...UConn was also 23 for 29 on field goals including late game winners vs. West Virginia (Oct. 29) and USF (Dec. 4)...also made four tackles on the season on special teams.

Year	GP-GS	UT	AT	TT	SKS	TFL	INT	PBU
2009	12-0	0	2	2	0	0-0	0	0
2010	11-0	3	1	4	0	0-0	0	0
<b>Totals</b>	<b>23-0</b>	<b>3</b>	<b>3</b>	<b>6</b>	<b>0</b>	<b>0-0</b>	<b>0</b>	<b>0</b>



## John Delahunt

*RS Sophomore*  
Tight End  
6-3, 244  
Ottawa, Ont.  
Holy Trinity




# #89

Valuable blocker as UConn's second tight end...started four games this season, mostly when the Huskies came out in double tight end...made the first pass receptions of his collegiate career in 2010...had two receptions against both Michigan (Sept. 4) and Vanderbilt (Oct. 2)...earned an Offensive Game Ball for the Pittsburgh game (Nov. 11) for helping the Huskies gain 265 yards of rushing.

Year	GP-GS	REC	YDS	AVG	TD	LNG	AVG/G
2009	11-5	0	0	0	0	0	0
2010	12-4	5	75	15.0	0	46	6.2
<b>Totals</b>	<b>23-9</b>	<b>5</b>	<b>75</b>	<b>15.0</b>	<b>0</b>	<b>46</b>	<b>3.333</b>


### JOHN DELAHUNT'S CAREER HIGHS

Most Receptions: 2, 2x, last vs. Vanderbilt, 10/2/10  
Most Receiving Yards, game: 46, vs. Texas Southern, 9/11/10  
Longest Reception: 46, vs. Texas Southern, 9/11/10



## Dwayne Difton

*Sophomore  
Wide Receiver  
5-11, 173  
Ft. Lauderdale, Fla.  
St. Thomas Aquinas*



# #1

Was in the Husky wide receiver rotation for most of the 2010 season...started three games against Buffalo (Sept. 25), Vanderbilt (Oct. 2) and Rutgers (Oct. 8)...had six receptions for 58 yards against the Commodores.

Year	GP-GS	REC	YDS	AVG	TD	LNG	AVG/G
2009	7-1	8	45	5.6	0	12	6.4
2010	8-3	14	150	10.7	0	27	21.4
<b>Totals</b>	<b>15-4</b>	<b>22</b>	<b>195</b>	<b>8.9</b>	<b>0</b>	<b>27</b>	<b>13.9</b>

### DWAYNE DIFTON'S CAREER HIGHS

Most Receptions: 6, vs. Vanderbilt, 10/2/10  
 Most Receiving Yards, game: 58, vs. Vanderbilt, 10/2/10  
 Longest Reception: 27, vs. Texas Southern, 9/11/10



## Zach Frazer

*RS Senior  
Quarterback  
6-4, 231  
Mechanicsburg, Pa.  
Mechanicsburg*



# #10

Has an 8-1 record in games he has started in during the month of November, December and January...experienced quarterback who started the first four games of the season and the final five games...has been the starting quarter for all five of UConn's season ending victories that has led the team to the BCS...has been an efficient QB during this time throwing only three interceptions over the course of the five games...had touchdown pass vs. Pittsburgh (Nov. 11) and Cincinnati (Nov. 27)...completed 18 of 29 passes in win against West Virginia (Oct. 29)...earned the Offensive Game Ball for the West Virginia game...had a season-high 205 yards of passing in season-opener at Michigan (Sept. 5)...transfer to Connecticut from Notre Dame following his freshman season in South Bend of 2006.

Year	GP-GS	A-C-I	PCT	YDS	TD	EFF
2008	5-2	83-46-6	55.4	536	2	103.16
2009	8-7	218-116-9	53.2	1461	10	116.39
2010	10-9	222-117-4	52.7	1202	5	102.0
<b>Totals</b>	<b>23-18</b>	<b>523-279-19</b>	<b>53.3</b>	<b>3199</b>	<b>17</b>	<b>108.2</b>

### ZACH FRAZER'S CAREER HIGHS

Most Attempts, game: 46, vs. Rutgers, 10/31/09  
 Most Comp., game: 24, at North Carolina, 10/4/08  
 Most Yards, game: 333, vs. Rutgers, 10/31/09  
 Longest Pass: 52, vs. Cincinnati, 11/7/09  
 Most TD Pass, game: 2, 4x, last vs. Pittsburgh, 11/11/10



## Robbie Frey

*RS Junior  
Tailback  
6-0, 203  
Lehighton, Pa.  
Lehighton*



# #44

Valuable member of Husky team as both the backup tailback and on kickoff returns...missed the Rutgers (Oct. 8) and Louisville (Oct. 23) games with an injury...had the first two 100-yard rushing games of his career with 101 vs. Texas Southern (Sept. 11) and 112 vs. Buffalo (Sept. 25)...spelled Jordan Todman several times during win over Cincinnati (Nov. 27) when Todman was struggling with an arm injury...had 15 carries for 48 yards and a TD vs. the Bearcats...had a reception in each of the final two regular games...in the season-ending win over South Florida had a key 39-yard kickoff return that put the ball on the UConn 40-yard line to help set up the game winning field goal...is ranked 34th in the country in kickoff returns and fourth in the BIG EAST...earned the Offensive Game Ball for the Buffalo game and the Special Teams Game Ball for both the Cincinnati and USF games.

Year	GP-GS	ATT	YDS	TD	AVG	LNG	REC	YDS	TD
2008	13-0	19	71	1	3.7	13	0	0	0
2009	8-0	5	69	2	13.8	54	1	6	0
2010	10-0	70	381	4	5.4	63	5	38	0
<b>Totals</b>	<b>31-0</b>	<b>94</b>	<b>521</b>	<b>7</b>	<b>5.5</b>	<b>63</b>	<b>6</b>	<b>44</b>	<b>0</b>

Year	KR	YDS	AVG	TD	LNG
2008	14	280	20.0	0	54
2009	21	620	29.5	1	100
2010	12	313	26.1	0	42
<b>Totals</b>	<b>47</b>	<b>1213</b>	<b>25.8</b>	<b>1</b>	<b>100</b>

### ROBBIE FREY'S CAREER HIGHS

Most Carries, game: 15, vs. Cincinnati, 11/27/10  
 Most Rush Yards, game: 112, vs. Buffalo, 9/25/10  
 Longest Run: 63, vs. Texas Southern, 9/11/10  
 Most TD runs, game: 2, 2x, last vs. Texas Southern, 9/11/10  
 Longest Kick Return: 100 yards, vs. Rutgers, 10/31/09



## Kevin Friend

*RS Freshman  
Offensive Tackle  
6-5, 289  
Warrentown, Va.  
Fauquier*



# #77

Saw action in five games this season, mostly as a backup at tackle...made his first career start at right tackle against Rutgers (Oct. 8) and then started USF (Dec. 4) at left tackle in place of the injured Mike Ryan...also saw considerable playing time in win against Cincinnati (Nov. 27) when Ryan was injured.



## Dwayne Gratz

*RS Sophomore  
Cornerback  
6-0, 187  
Piscataway, N.J.  
Piscataway*



# #24

Started all 13 games at cornerback this season...was the third-leading tackler on the team with 60 stops...also led the team with eight pass breakups...had a career-high ten tackles in season opener vs. Michigan (Sept. 4)...made nine tackles in key win over Cincinnati (Nov. 27)... had a key second quarter interception in win vs. Pittsburgh (Nov. 11) that ended a ten play drive at midfield...had seven tackles in the game vs. the Panthers.

Year	GP-GS	UT	AT	TT	SKS	TFL	INT	PBU
2009	13-4	16	4	20	0	0-0	0	4
2010	13-13	51	9	60	0	2.0-3	1	8
<b>Totals</b>	<b>26-17</b>	<b>67</b>	<b>13</b>	<b>80</b>	<b>0</b>	<b>2.0-3</b>	<b>1</b>	<b>12</b>

### DWAYNE GRATZ' CAREER HIGHS

Most Tackles, game: 10, vs. Michigan, 9/4/10

Most PBU, game: 2, 3x, last at Louisville, 10/23/10



## Ryan Griffin

*RS Sophomore  
Tight End  
6-6, 243  
Londonderry, N.H.  
Londonderry*



# #94

UConn's regular first team tight end...played in all 12 games this year and started eight of them when the Huskies used a tight end formation...was a very productive blocker in both the rushing and passing games...earned an Offensive Game Ball following the Pittsburgh win (Nov. 11) along with other blockers in recognition of UConn's 265 rushing yards, including 22 by Jordan Todman...had three pass receptions for 21 yards in regular season finale at USF (Dec. 4)...had a season high four receptions against Vanderbilt (Oct. 2)...had his first career TD reception vs. Buffalo (Sept. 25) on a six-yard catch.

Year	GP-GS	REC	YDS	AVG	TD	LNG	AVG/G
2009	11-10	23	272	11.8	0	28	27.2
2010	12-8	27	197	7.3	1	18	16.4
<b>Totals</b>	<b>23-18</b>	<b>50</b>	<b>469</b>	<b>9.4</b>	<b>1</b>	<b>28</b>	<b>20.4</b>

### RYAN GRIFFIN'S CAREER HIGHS

Most Receptions: 6, vs. Rutgers, 10/31/09

Most Rec. Yards, game: 80, vs. Rutgers, 10/31/09

Longest Reception: 28, vs. Rutgers, 10/31/09



## Zach Hurd

*RS Senior  
Offensive Guard  
6-7, 325  
Waterford, Conn.  
Waterford*



# #78

A First Team All-BIG EAST performer for the past two seasons...has blocked for four 1,000 yards rushers during his career (Donald Brown 2008, Jordan Todman and Andre Dixon in '09 and Todman in '10)...started all 13 games at right guard this year and has started all 39 games over the past three seasons...played in all 13 games as a freshman in 2007 and has appeared in all 52 games over the past four seasons...his 52 games played is a school record...one of four team captains... earned an Offensive Game Ball for the Pittsburgh game (Nov. 11) for helping the Huskies gain 265 yards of rushing.



## Jonathan Jean-Louis

*RS Junior  
Defensive Back  
6-0, 199  
Cambridge, Mass.  
Arlington Catholic*



# #37

Experienced player who alternated time between tailback and in the secondary this season...also saw time on special teams...had a tackle this year vs. Cincinnati (Nov. 20).

Year	GP-GS	UT	AT	TT	SKS	TFL	INT	PBU
2008	9-0	1	2	3	0	0-0	0	0
2009	12-0	0	3	3	0	0-0	0	0
2010	9-0	0	1	1	0	0-0	0	0
<b>Totals</b>	<b>30-0</b>	<b>1</b>	<b>6</b>	<b>7</b>	<b>0</b>	<b>0-0</b>	<b>0</b>	<b>0</b>

### JONATHAN JEAN-LOUIS' CAREER HIGHS

Most Tackles, game: 3, vs. Virginia, 9/13/08



## Ted Jennings

*RS Sophomore  
Defensive End  
6-5, 247  
Dayton, Ohio  
Chaminade-Julienne*



# #98

Saw his first collegiate playing time this year on the defensive line...played in 11 games...had two tackles in the win over West Virginia (Oct. 29)...had a tackle for a loss against Buffalo (Sept. 25).

Year	GP-GS	UT	AT	TT	SKS	TFL	INT	PBU
2010	11-0	3	3	6	0	1.0-1	0	0

### TED JENNINGS' CAREER HIGHS

Most Tackles, game: 2, vs. West Virginia, 10/29/10

Most TFL, game: 1.0, vs. Buffalo, 9/25/10



## Jory Johnson

*RS Sophomore*  
*Outside Linebacker*  
 6-1, 227  
 Mobile, Ala.  
 St. Paul's/  
 The Hun School (N.J.)



# #28

Saw reserve duty this season on defense and also played on special teams..had four tackles against Temple (Sept. 18) and a pair against Michigan (Sept. 4)...also recorded an interception vs. Texas Southern (Sept. 11).

Year	GP-GS	UT	AT	TT	SKS	TFL	INT	PBU
2009	12-3	18	10	28	0	5.0-10	0	0
2010	9-0	5	2	7	0	2.0-6	1	0
<b>Totals</b>	<b>21-3</b>	<b>23</b>	<b>12</b>	<b>35</b>	<b>0</b>	<b>7.0-16</b>	<b>1</b>	<b>0</b>

### JORY JOHNSON'S CAREER HIGHS

Most Tackles, game: 4, at Temple, 9/18/10

Most TFL, game: 1.0, 4x, last vs. USF, 12/5/09



## Leon Kinnard

*Freshman*  
*Quarterback*  
 5-9, 182  
 Reisterstown, Md.  
 Loyola Blakefield



# #14

True freshman quarterback and returner who was injured in Pittsburgh (Nov. 11) and will miss the bowl game...played in nine games and ran quarterback out of the wildcat position...also had a kickoff return and two punt returns.

Year	GP-GS	ATT	YDS	TD	AVG	LNG	REC	YDS	TD
2010	9-0	4	18	0	4.5	9	1	2	0


### LEON KINNARD'S CAREER HIGHS

Most Receptions: 1, vs. Buffalo, 9/25/10

Most Carries, game: 1, 4x, last at Louisville, 10/23/10


Most Rush Yards, game: 9, vs. Buffalo, 9/25/10

Longest Run: 9, vs. Buffalo, 9/25/10



## Jesse Joseph

*Sophomore*  
*Defensive End*  
 6-3, 255  
 Laval, Que.  
 Vanier Preparatory School



# #91

Explosive defensive end who missed his first career game this year against Rutgers (Oct. 8)...enters bowl season ranked 20th in the country in sacks and third in the BIG EAST...had played in the first 18 games of his Husky career since he was a true freshman...led the team with 11.5 tackles for a loss with 8.5 sacks...had three tackles for a loss and two sacks against Vanderbilt (Oct. 2)...made four tackles with a sack in key win over Cincinnati (Nov. 27).

Year	GP-GS	UT	AT	TT	SKS	TFL	INT	PBU
2009	13-13	16	22	38	2.5-29	5.0-36	0	2
2010	11-11	24	13	37	8.5-61	11.5-67	0	0
<b>Totals</b>	<b>24-24</b>	<b>40</b>	<b>35</b>	<b>75</b>	<b>11.0-90</b>	<b>16.5-103</b>	<b>0</b>	<b>2</b>

### JESSE JOSEPH'S CAREER HIGHS

Most Tackles, game: 8, vs. North Carolina, 9/12/09

Most TFL, game: 3, vs. Vanderbilt, 10/2/10

Most Sacks, game: 2, vs. Vanderbilt, 10/2/10



## Mike Lang

*Sophomore*  
*DB*  
 5-11, 181  
 Largo, Fla.  
 Largo



# #7

Converted from the wide receiver to defensive back position for this season...saw action in all 12 games this year and made four starts...was the seventh-leading tackler on the squad with 41 stops...also had a pair of interceptions...saw duty on special teams with eight kickoff returns this year...had an interception against both Vanderbilt (Oct. 2) and Cincinnati (Nov. 27).

Year	GP-GS	REC	YDS	AVG.	TD	LNG	AVG/G
2009	8-0	2	58	29.0	1	50	7.2
2010	12-4	0	0	0.0	0	0	0.0
<b>Totals</b>	<b>20-4</b>	<b>2</b>	<b>58</b>	<b>29.0</b>	<b>1</b>	<b>50</b>	<b>7.2</b>

Year	UT	AT	TT	SKS	TFL	INT	PBU
2009	6	0	6	0	0-0	0	0
2010	24	17	41	0	0-0	2	1
<b>Totals</b>	<b>30</b>	<b>17</b>	<b>47</b>	<b>0</b>	<b>0-0</b>	<b>2</b>	<b>1</b>

Year	KR	YDS	AVG	TD	LNG
2009	4	122	30.5	1	80
2010	8	156	19.5	0	33
<b>Totals</b>	<b>12</b>	<b>278</b>	<b>23.2</b>	<b>1</b>	<b>80</b>

### MIKE LANG'S CAREER HIGHS

Most Tackles, game: 7, 2x, last at Louisville, 10/23/10

Most Receptions: 2, vs. Rhode Island, 9/26/09

Most Rec. Yards, game: 58, vs. Rhode Island, 9/26/09

Longest Reception: 50, vs. Rhode Island, 9/26/09



## Jerome Junior

*RS Sophomore*  
*Safety*  
 6-1, 215  
 Baltimore, Md.  
 Archbishop Curley



# #15

Started the final 10 games of the season at the safety spot...was fourth on the team with 53 tackles...tied for the team lead with four interceptions...had a pair of interceptions vs. Buffalo (Sept. 25)...returned one of those interceptions against the Bulls for a touchdown...earned the Defensive Game Ball for the Buffalo game..had eight tackles in key win against Pittsburgh (Nov. 11) and added an interception in that game...also received the Defensive Game Ball in that contest...had six tackles in a pair of other games.

Year	GP-GS	UT	AT	TT	SKS	TFL	INT	PBU
2009	13-12	23	25	48	0	0-0	1	1
2010	12-10	38	15	53	0	2.0-7	4	0
<b>Totals</b>	<b>25-22</b>	<b>61</b>	<b>40</b>	<b>101</b>	<b>0</b>	<b>2.0-7</b>	<b>5</b>	<b>1</b>

### JEROME JUNIOR'S CAREER HIGHS

Most Tackles, game: 8, vs. Pittsburgh, 11/11/10

Most Interceptions, game: 2, vs. Buffalo, 9/25/10



## Greg Lloyd

Senior  
Defensive End  
6-2, 259  
Clermont, Fla.  
East Ridge



# #95

Highly-experienced Husky player over the past four seasons...missed end of last season including 2010 Papajohns.com Bowl after an injury...started the first three games of the season and one later in the season...had three tackles for a loss...made 11 tackles in season-opening game vs. Michigan (Sept. 4)...also had seven tackles vs. Temple (Sept. 18)...was a BIG EAST All-Second Team pick in 2009.

Year	GP-GS	UT	AT	TT	SKS	TFL	INT	PBU
2007	5-0	5	1	6	1-5	1.0-5	0	0
2008	11-9	25	31	56	1-7	7.0-21	0	2
2009	12-11	53	38	91	1-5	3.0-8	0	0
2010	7-4	19	6	25	0-0	3.0-6	1	0
<b>Totals</b>	<b>35-24</b>	<b>102</b>	<b>76</b>	<b>178</b>	<b>3-17</b>	<b>14.0-40</b>	<b>1</b>	<b>2</b>

### GREG LLOYD'S CAREER HIGHS

Most Tackles, game: 16, vs. Hofstra, 8/28/08

Most TFL, game: 25, vs. Baylor, 9/19/08

Most Sacks, game: 1, 3x, last vs. North Carolina, 9/12/09



## Scott Lutrus

RS Senior  
Linebacker  
6-3, 245  
Brookfield, Conn.  
Brookfield



# #32

Team captain who has seen significant playing time since the 2007 season...started all 13 games in UConn's 2007 BIG EAST title season and eight this year...was hampered this season by a reoccurring neck injury suffered in the 2009 opener vs. Ohio (Sept. 5)...had season-high nine tackles in win at Syracuse (Nov. 20)...had seven tackles in season-opening game at Michigan (Sept. 4) and then missed the next four games...returned to the lineup for BIG EAST play and helped guide the Huskies to their first BCS appearance...a All-BIG EAST Second Team pick in 2008.

Year	GP-GS	UT	AT	TT	SKS	TFL	INT	PBU
2007	13-13	62	45	107	1-5	8.0-22	4	2
2008	13-13	64	42	106	0-0	9.0-21	1	5
2009	8-6	40	29	69	3.5-23	5.5-28	0	2
2010	9-8	30	18	48	0.5-3	2.5-14	1	0
<b>Totals</b>	<b>43-40</b>	<b>196</b>	<b>134</b>	<b>330</b>	<b>5.0-31</b>	<b>25.0-85</b>	<b>6</b>	<b>9</b>

### SCOTT LUTRUS' CAREER HIGHS

Most Tackles, game: 18, vs. Louisville, 10/19/07

Most TFL, game: 25, vs. Baylor, 9/19/08

Most Sacks, game: 1.5, vs. USF, 12/5/09

Most Interceptions, game: 1, 6x, last at USF, 12/4/10

Longest Interception Return: 25, vs. Maine, 9/8/07



## Taylor Mack

Freshman  
Cornerback  
5-9, 170  
Powder Springs, Ga.  
The Lovett School



# #29

Saw action in all 12 games as a true freshman...handled punt return duties early in the season and had a 7.8 yard average on 15 returns...had a long of 33 yards against Rutgers (Oct. 8)...had four tackles in win over Cincinnati (Nov. 27) and added three against Rutgers.

Year	GP-GS	UT	AT	TT	SKS	TFL	INT	PBU
2010	12-0	9	5	14	0-0	0-0	1	2

### TAYLOR MACK'S CAREER HIGHS

Most Tackles, game: 4, vs. Cincinnati, 11/27/10

Longest Punt Return: 33, at Rutgers, 10/8/10

Most PBU, game: 2, vs. Cincinnati, 11/27/10



## Bret Manning

Senior  
Fullback  
5-11, 260  
Acton, Mass.  
Acton-Boxborough



# #39

Played in all 12 games this season, primarily on special teams...had a tackle against Rutgers (Oct. 8).

Year	GP-GS	UT	AT	TT	SKS	TFL	INT	PBU
2009	10-0	4	2	6	0	0-0	0	0
2010	12-0	0	1	1	0	0-0	0	0
<b>Totals</b>	<b>22-0</b>	<b>4</b>	<b>3</b>	<b>7</b>	<b>0</b>	<b>0-0</b>	<b>0</b>	<b>0</b>



## Corey Manning

RS Sophomore  
Tight End  
6-5, 249  
Tyrone, Ga.  
Woodward Academy



# #81

Has played in 22 games over the past two years...had a four-yard reception for his first collegiate touchdown against Vanderbilt (Oct. 2)...also had a tackle vs. Cincinnati...earned an Offensive Game Ball for the Pittsburgh (Nov. 11) game as part of the blocking group



## Twyon Martin

*RS Junior*  
DT  
6-2, 292  
Parkland, Fla.  
Stoneman Douglas



# #4

Started the first 11 games of the season before suffering an injury vs. Cincinnati (Nov. 27)...had 28 tackles on the year which featured five tackles for a loss and three sacks...had a season-high seven tackles in win over Buffalo (Sept. 25)...his tackles for a loss came in five different games.

Year	GP-GS	UT	AT	TT	SKS	TFL	INT	PBU
2008	13-8	12	10	22	1.5-8	3.5-11	0	0
2009	13-11	14	22	36	4.0-9	8.5-16	1	0
2010	11-11	10	18	28	3.0-24	5.0-26	0	0
<b>Totals</b>	<b>37-30</b>	<b>36</b>	<b>50</b>	<b>86</b>	<b>8.5-41</b>	<b>17.0-53</b>	<b>1</b>	<b>0</b>

### TWYON MARTIN'S CAREER HIGHS

Most Tackles, game: 8, vs. West Virginia, 11/1/08  
Most TFL, game: 2.5, vs. Rutgers, 10/31/09  
Most Sacks, game: 1.5, vs. Rutgers, 10/31/09



## Kashif Moore

*RS Junior*  
Wide Receiver  
5-9, 180  
Burlington, N.J.  
Burlington Township



# #82

The second leading receiver for the Huskies...had two or more receptions in each of the first ten games this season...dating back to last season, that streak reached 12 games...has had two or more receptions in 17 of his last 20 games in a Husky uniform...had five receptions in two different games this year...all four of his receiving TDs were in different games...had a first quarter 36-yard TD reception against Pittsburgh (Nov. 11)...also saw kickoff duty for the Huskies and had eight returns during midseason for 169 yards.

Year	GP-GS	REC	YDS	AVG	TD	LNG	AVG/G
2008	13-8	27	273	10.1	1	47	21.0
2009	13-3	22	370	16.8	3	67	28.5
2010	12-9	32	390	12.2	4	40	32.5
<b>Totals</b>	<b>38-20</b>	<b>81</b>	<b>1033</b>	<b>12.8</b>	<b>8</b>	<b>67</b>	<b>27.9</b>

### KASHIF MOORE'S CAREER HIGHS

Most Receptions: 5, 2x, last at Rutgers, 10/8/10  
Most Rec. Yards, game: 77, vs. Cincinnati, 11/7/09  
Longest Reception: 67, vs. Louisville, 10/17/09



## Adam Masters

*RS Sophomore*  
Offensive Tackle  
6-4, 283  
Bethesda, Md.  
Walt Whitman



# #63

Started the first four games of the season at left tackle and then moved over to right tackle for the next six...helped allow Jordan Todman to eclipse the 1,000-yard rushing mark and help UConn rank 31st in the country in rushing offense entering bowl season... earned an Offensive Game Ball following the Pittsburgh win (Nov. 11) along with other blockers in recognition of UConn's 265 rushing yards, including 22 by Todman.



## Sio Moore

*Redshirt Sophomore*  
Linebacker  
6-1, 230  
Apex, N.C.  
Apex




# #46

Emerged as a defensive force this season...two-time BIG EAST Defensive Player of the Week...started eight of the final nine games of the season...was the second leading tackler on the team with 104 stops...was second on the team with 10.5 tackles for a loss and also had 1.5 sacks...had 17 tackles in win over West Virginia (Oct. 29) and was named the BIG EAST Defensive Player of the Week for the WVU game... was also named the Walter Camp Football Foundation and the Football Writers Association of America/Bronko Nagurski Award National Defensive Player of the Week...also earned the Defensive Game Ball...also turned in double-digit tackles with 16 vs. Buffalo (Sept. 25), 12 vs. Rutgers (Oct. 8) and 10 vs. USF (Dec. 4)...was named BIG EAST Defensive Player of the Week for the Buffalo game... had an interception against Buffalo and a pair of forced fumbles vs. West Virginia... played his freshman year of high school football at West Haven High School in Connecticut before moving to North Carolina.

Year	GP-GS	UT	AT	TT	SKS	TFL	INT	PBU
2009	4-0	2	4	6	0-0	1.0-1	0	0
2010	12-8	67	37	104	1.5-10	10.5-31	1	1
<b>Totals</b>	<b>16-8</b>	<b>69</b>	<b>41</b>	<b>110</b>	<b>1.5-10</b>	<b>11.5-32</b>	<b>1</b>	<b>1</b>


### SIO MOORE'S CAREER HIGHS

Most Tackles, game: 17, vs. West Virginia, 10/29/10  
Most TFL, game: 3.0, 2x, last vs. West Virginia, 10/29/10  
Most Interceptions, game: 1, vs. Buffalo, 9/25/10  
Most Forced Fumbles, game: 2, vs. West Virginia, 10/29/10  
Most Fumble Rec., game: 2, vs. West Virginia, 10/29/10



## Isiah Moore

*RS Junior*  
Wide Receiver  
6-1, 190  
Cambridge, Mass.  
Cambridge Ridge and Latin  
Proctor



# #83

Has been part of the wide receiver rotation for the Huskies all season long...is the sixth-leading receiver on the team entering the bowl...had a season high four receptions in win vs. Syracuse (Nov. 20) and had two receptions for 29 yards against Pittsburgh (Nov. 11) and a touchdown reception...also had three receptions in season opener against Michigan (Sept. 4).

Year	GP-GS	REC	YDS	AVG	TD	LNG	AVG/G
2009	13-3	24	286	11.9	1	29	22.0
2010	12-4	13	120	9.2	1	15	10.0
<b>Totals</b>	<b>25-7</b>	<b>37</b>	<b>406</b>	<b>11.0</b>	<b>2</b>	<b>29</b>	<b>15.6</b>

### ISIAH MOORE'S CAREER HIGHS

Most Receptions: 4, 4x, last at Syracuse, 11/20/10  
Most Rec. Yards, game: 76, at Baylor, 9/19/09  
Longest Reception: 28, at Baylor, 9/19/09



## Mathieu Olivier

*RS Senior  
Offensive Guard  
6-6, 294  
Woburn, Mass.  
Woburn*



# #66

Redshirt senior who started 10 of 12 games this year...experienced Husky who has started 15 games over his career, including 13 of the last 15... helped allow Jordan Todman to eclipse the 1,000-yard rushing mark and help UConn rank 31st in the country in rushing offense entering bowl season... earned an Offensive Game Ball following the Pittsburgh win (Nov. 11) along with other blockers in recognition of UConn's 265 rushing yards, including 22 by Todman.



## Moe Petrus

*RS Junior  
OC  
6-2, 292  
St. Laurent, Que.  
Vanier Prep*



# #57

Started all 12 games for the Huskies this year and was a second team All-BIG EAST pick...has started 25 straight games for UConn at center dating back to last year and started all 13 games in 2008 at left tackle for 38 straight starts...this year, helped allow Jordan Todman to eclipse the 1,000-yard rushing mark and help UConn rank 31st in the country in rushing offense entering bowl season... earned an Offensive Game Ball following the Pittsburgh win (Nov. 11) along with other blockers in recognition of UConn's 265 rushing yards, including 22 by Todman.



## Alex Polito

*RS Senior  
DT  
6-6, 280  
Reading, Pa.  
Governor Mifflin*



# #54

Valuable reserve on the defensive line...played in 11 games after missing the opener vs. Michigan...had 12 tackles on the season, including three vs. Texas Southern (Sept. 11) and a pair vs. Louisville (Oct. 23)...has played in 44 games over his four-year career.

Year	GP-GS	UT	AT	TT	SKS	TFL	INT	PBU
2007	13-0	9	6	15	1.0-9	4.0-15	0	1
2008	10-5	2	11	13	0-0	0-0	0	1
2009	10-0	2	4	6	0-0	0-0	0	0
2010	11-0	7	5	12	0-0	0.5-0	0	1
<b>Totals</b>	<b>44-5</b>	<b>20</b>	<b>26</b>	<b>46</b>	<b>1.0-9</b>	<b>4.5-15</b>	<b>0</b>	<b>3</b>

### ALEX POLITO'S CAREER HIGHS

Most Tackles, game: 4, 2x, last vs. Virginia, 9/13/08  
Most TFL, game: 3, vs. Wake Forest, 12/29/07  
Most Sacks, game: 1, vs. Wake Forest, 12/29/07



## Kendall Reyes

*RS Junior  
DT  
6-4, 298  
Nashua, N.H.  
Nashua North*



# #99

A First Team All-BIG EAST selection...junior captain who started all 12 games this year alternating between end and tackle and started final two games at tackle...tied for third on the team with 10 tackles for a loss and also had 2.5 sacks...had a season-high six tackles in the first game of the year vs. Michigan (Sept. 4) and the finale vs. USF (Dec. 4)...had a momentum-changing 79-yard interception return in the closing minutes of the first half against Cincinnati (Nov. 27) and the Huskies later scored a TD...Cincinnati had moved the ball to the UConn nine before that interception... received a Defensive Game Ball in three late-season games - vs. Pittsburgh (Nov. 11), Syracuse (Nov. 20) and Cincinnati (Nov. 27).

Year	GP-GS	UT	AT	TT	SKS	TFL	INT	PBU
2008	11-4	12	8	20	1.5-11	3.0-14	0	0
2009	13-12	16	21	37	3.0-14	6.0-21	0	2
2010	12-12	25	13	38	2.5-13	10.0-31	2	4
<b>Totals</b>	<b>36-28</b>	<b>53</b>	<b>42</b>	<b>97</b>	<b>7.0-38</b>	<b>18.0-64</b>	<b>2</b>	<b>6</b>

### KENDALL REYES' CAREER HIGHS

Most Tackles, game: 8, at Michigan, 9/4/10  
Most TFL, game: 2.5, vs. Cincinnati, 11/27/10  
Most PBU, game: 2, vs. West Virginia, 10/29/10  
Longest Interception Return: 79, vs. Cincinnati, 11/27/10



## Mike Ryan

*RS Junior  
Offensive Tackle  
6-5, 333  
Tamaqua, Pa.  
Marian Catholic*



# #71

A First Team All-BIG EAST player...started the first five games of the season at right tackle before moving over to the left for the next six...missed the regular season finale vs. USF after being injured in the Cincinnati (Nov. 27) game... this year, helped allow Jordan Todman to eclipse the 1,000-yard rushing mark and help UConn rank 31st in the country in rushing offense entering bowl season... earned an Offensive Game Ball following the Pittsburgh win (Nov. 11) along with other blockers in recognition of UConn's 265 rushing yards, including 22 by Todman.



## Gerrard Sheppard

*RS Sophomore  
Wide Receiver  
6-2, 209  
Owings Mills, Md.  
McDonogh School*



# #88

Saw time as both a wide receiver and on special teams this season...made one reception for three yards against Texas Southern (Sept. 11)...that reception was the first of his collegiate career.



## Anthony Sherman

Senior  
Full Back  
5-11, 240  
North Attleboro, Mass.  
North Attleboro



# #49

One of four team captains...started eight games this year when the Huskies came out in an I-formation...had four carries for a gain of a yard against Vanderbilt (Oct. 2)...had eight receptions on the season, including his first career TD on a 16 yard pass on Senior Day against Cincinnati (Nov. 27)...had three receptions for 28 yards vs. Michigan and two receptions for 15 yards against West Virginia (Oct. 29)...had 13 tackles on the season...earned the Special Team Game Ball for the Texas Southern (Sept. 11) game and shared the Offensive Game Ball for the Pittsburgh (Nov. 11) game with a number of his fellow blockers.

Year	GP-GS	ATT	YDS	TD	AVG	REC	YDS	TD
2007	13-2	6	18	0	2.0	2	9	0
2008	13-8	6	39	0	6.5	26	270	0
2009	13-10	1	3	0	3.0	9	71	0
2010	11-8	4	1	0	0.2	8	64	1
<b>Totals</b>	<b>50-28</b>	<b>17</b>	<b>61</b>	<b>0</b>	<b>3.6</b>	<b>45</b>	<b>414</b>	<b>1</b>

Year	UT	AT	TT	SKS	TFL	INT	PBU
2007	8	4	12	0-0	0-0	0	0
2008	11	2	13	0-0	0-0	0	0
2009	14	10	24	0-0	0-0	0	0
2010	10	3	13	0-0	0-0	0	0
<b>Totals</b>	<b>43</b>	<b>19</b>	<b>62</b>	<b>0-0</b>	<b>0-0</b>	<b>0</b>	<b>0</b>

### ANTHONY SHERMAN'S CAREER HIGHS

Most Carries, game: 3, vs. Akron, 9/30/07  
 Most Rush Yards, game: 16, 2x, last at USF, 11/23/08  
 Longest Run: 16, vs. West Virginia, 11/1/08  
 Most Receptions: 7, vs. West Virginia, 11/1/08  
 Most Rec. Yards, game: 51, 2x, last vs. West Virginia, 11/1/08  
 Longest Reception: 33, vs. Hofstra, 8/28/08



## D.J. Shoemate

Junior  
Tailback  
5-11, 218  
Corona, Calif.  
USC



# #24

Transfer this year from USC who was eligible immediately...had 16 carries for 60 yards and a touchdown against Buffalo (Sept. 25)...had two receptions for 12 yards against Temple (Sept. 18)...also saw more time on special teams as season progressed and made two tackles vs. Cincinnati (Nov. 27).

Year	GP-GS	ATT	YDS	TD	AVG	REC	YDS	TD
2010	12-1	28	115	1	4.1	2	12	0

### D.J. SHOEMATE'S CAREER HIGHS

Most Carries, game: 16, vs. Buffalo, 9/25/10  
 Most Rush Yards, game: 60, vs. Buffalo, 9/25/10  
 Longest Run: 28, vs. Texas Southern, 9/11/10



## Michael Smith

Junior  
Wide Receiver  
6-0, 202  
Houston, Texas  
Westside



# #80

The leading receiver on the team this year...had a season-high seven receptions against Temple (Sept. 18)...had four receptions for 130 yards and a TD against Buffalo (Sept. 25)...had six receptions for 56 yards in key win over West Virginia (Oct. 29)...also had six receptions for 58 vs. USF (Dec. 4)...had a touchdown reception vs. Texas Southern (Sept. 11).

Year	GP-GS	REC	YDS	AVG	TD	LNG	AVG/G
2008	13-1	12	137	11.4	0	34	10.5
2009	10-3	15	170	11.3	0	31	17.0
2010	12-12	42	595	14.2	2	56	49.6
<b>Totals</b>	<b>35-16</b>	<b>69</b>	<b>902</b>	<b>13.1</b>	<b>2</b>	<b>56</b>	<b>25.8</b>

### MICHAEL SMITH'S CAREER HIGHS

Most Receptions: 8, vs. Rhode Island, 9/26/09  
 Most Rec. Yards, game: 130, vs. Buffalo, 9/25/10  
 Longest Reception: 56, vs. Buffalo, 9/25/10



## Shamar Stephen

RS Freshman  
DT  
6-5, 300  
Brookville, N.Y.  
Long Island Lutheran



# #59

Played in all 12 games this year and started eight games...made his first collegiate star in the third game of the season against Temple (Sept. 18)...has been a regular member of the defensive front rotation all seasons...started five-straight games beginning with the Temple contest and then also started vs. Pittsburgh (Nov. 11) and Syracuse (Nov. 20)...had a career-high five tackles in win over USF (Dec. 4) to conclude the regular season...also had four tackles against Temple...had two sacks on the season – one against Texas Southern (Sept. 11) and the other vs. Vanderbilt (Oct. 2).

Year	GP-GS	UT	AT	TT	SKS	TFL	INT	PBU
2010	12-8	13	14	27	2.0-12	4.0-17	0	0

### SHAMAR STEPHEN'S CAREER HIGHS

Most Tackles, game: 5, at USF, 12/4/10



## Gilbert StLouis

Freshman  
Cornerback  
5-11, 182  
Davie, Fla.  
Plantation



# #2

Played in six games – mostly on special teams – as a true freshman...had two tackles against Texas Southern (Sept. 11).

Year	GP-GS	UT	AT	TT	SKS	TFL	INT	PBU
2010	6-0	1	1	2	0	0-0	0-0	0 0

### GILBERT STLOUIS' CAREER HIGHS

Most Tackles, game: 2, vs. Texas Southern, 9/11/10



## Dave Teggart

RS Junior  
Kicker  
6-0, 207  
Northborough, Mass.  
Algonquin Regional



# #38



## Jordan Todman

Junior  
Tailback  
5-9, 193  
North Dartmouth, Mass.  
Dartmouth



# #23

Earned first team All-BIG EAST honors...had two game-winning field goals during the Huskies current five game winning streak...hit a 52-yard field goal in the final seconds of the USF (Dec. 4) game to give the Huskies a 16-13 win and the BCS appearance...the 52-yarder was a career long, which topped a 50-yarder he had earlier in the game...kicked four field goals in the USF win...was named the BIG EAST Special Teams Player of the Week for his game vs. the Bulls...enters bowl season tied for 23rd in the country in scoring (first in BIG EAST) and tied for fourth nationally in field goals at 1.92 per game...hit a 27-yard field goal on the final play of overtime to lead UConn to a 16-13 win over West Virginia (Oct. 29)...also earned BIG EAST Special Team Player of the Week honors for that game as he had three field goals vs. the Mountaineers...dating back to 2009, has made a field goal in 13 of the last 14 games...has connected on 14 of his last 15 field goal attempts...has connected on all 97 of his career extra point attempts – including 47 last year and 34 this year...the 47 consecutive attempts last year was a school single-season record... has 50 career field goals, a UConn school record...his 97 extra points is third in school history...his 247 career points is second in school history...earned the Special Teams Game Ball this year for the West Virginia and USF games...also kicked a game-winning field goal on the final play of the 2009 game vs. USF.

Year	XP-XPA	FG-FGA	0-29	30-39	40-49	50+	LNG	PTS
2008	16-16	13-15	4-5	6-6	2-3	0-1	27	55
2009	47-47	14-23	2-4	8-10	4-9	0-0	47	89
2010	34-34	23-29	9-10	9-10	3-7	2-2	52	103
<b>Totals</b>	<b>97-97</b>	<b>50-67</b>	<b>15-19</b>	<b>23-26</b>	<b>9-19</b>	<b>2-3</b>	<b>52</b>	<b>247</b>

### DAVE TEGGART'S CAREER HIGHS

- Most FG's, game: 4, 2x, last at USF, 12/4/10
- Most FG Att., game: 5, at Temple, 9/18/10
- Longest Made FG: 52, at USF, 12/4/10
- Longest Att. FG: 52, at USF, 12/4/10
- Most PAT's, game: 7, 2x, last vs. Texas Southern, 9/11/10
- Most PAT Att., game: 7, 2x, last vs. Texas Southern, 9/11/10
- Most Points, game: 16, vs. Cincinnati, 10/25/08

The unanimous BIG EAST Conference Offensive Player of the Year – the first one since Miami's Gino Torretta in 1992...a Second Team All-America pick from the Walter Camp Football Foundation...a first team All-BIG EAST pick...enters bowl season ranked second in the country and first in the BIG EAST in rushing at 120.91 yards per game and is 14th nationally and first in the league in all-purpose running...has rushed for 100 yard or more in 14 career games, nine of them this year...has rushed for 100 yards or more in 11 of his last 13 regular season games...is the first UConn running back to rush for 1,000 yards or more in two seasons as he had 1,188 yards to earn second team all-league honors last year...now has two of the top seven single-season rushing marks in school history...is third in career rushing at UConn with 3,058 yards, tied for third in rushing touchdowns with 31 and second in carries with 584...his 1,574 yards this season is second in school history while his 302 carries is second and his 14 TDs is tied for fifth...had a career-high 222 yards of rushing vs. Pittsburgh (Nov. 11), which is the tenth-highest in school history... his 37 carries against the Panthers is tied for third...had three rushing touchdowns in win over Cincinnati (Nov. 27) and Texas Southern (Sept. 11)...had a 66-yard rush against Rutgers (Oct. 8) for a career-high...also had four receptions for 28 yards against West Virginia...was named to the BIG EAST Weekly Honor Roll four times this season...earned Offensive Game Ball vs. Texas Southern (Sept. 11), Vanderbilt (Oct. 2), West Virginia, Pittsburgh, Syracuse (Nov. 20) and Cincinnati (Nov. 27).

Year	GP-GS	ATT	YDS	TD	AVG	REC	YDS	TD
2008	12-0	47	296	3	6.3	2	4	0
2009	13-7	235	1188	14	5.1	21	185	0
2010	11-11	302	1574	14	5.2	18	91	0
<b>Totals</b>	<b>36-18</b>	<b>584</b>	<b>3058</b>	<b>31</b>	<b>5.2</b>	<b>41</b>	<b>280</b>	<b>0</b>

Year	KR	YDS	AVG	TD	LNG
2008	15	363	24.2	0	45
2009	20	506	25.3	1	96
2010	2	55	27.5	0	29
<b>Totals</b>	<b>37</b>	<b>924</b>	<b>25.0</b>	<b>1</b>	<b>96</b>

### JORDAN TODMAN'S CAREER HIGHS

- Most Carries, game: 37, vs. Pittsburgh, 11/11/10
- Most Rush Yards, game: 222, vs. Pittsburgh, 11/11/10
- Longest Run: 66, at Rutgers, 10/8/10
- Most TD Runs, game: 4, at Cincinnati, 11/7/09



Jordan Todman was a guest on ESPN's College Football Live on Sept. 8 as the Drive To The National Championship bus came to the Storrs campus.





## Cole Wagner

*RS Freshman  
Punter  
6-2, 198  
York, Pa.  
York Suburban*



# #86

Was an effective punter in his first year of collegiate action...earned Special Teams Game Ball for West Virginia (Oct. 29), Syracuse (Nov. 20) and USF (Dec. 4) games...has 72 punts this season and has placed 24 of them inside the 20 yard line...had a career-long 66 yard punt in season-opener at Michigan.

Year	GP-GS	PNT	YDS	AVG	LNG	TB	I20
2010	12-12	72	2932	40.7	66	8	24

### COLE WAGNER'S CAREER HIGHS

Most Punts, game: 11, at Rutgers, 10/8/10  
 Longest Punt: 66, at Michigan, 9/4/10  
 Longest Punt Average, game: 53.2, at USF, 12/4/10  
 Most Punts in 20, game: 3, 3x, last at Syracuse, 11/20/10



## Nick Williams

*Sophomore  
Returner/Wide Receiver  
5-10, 183  
East Windsor, N.J.  
The Han School*



# #31


An All-BIG EAST First Team selection...played in ten games this season and became the Huskies kickoff returner midway through the season...returned two kickoffs for touchdowns this season with a 95-yarder against Pittsburgh (Nov. 11) and a 100-yarder vs. Rutgers (Oct. 8)...the 100-yarder was the fourth in school history...only the second Husky in school history to have two kickoff returns for a TD in addition to Tyvon Branch, who had both of his in 2007...had a 54-yard kickoff return vs. Vanderbilt (Oct. 2) and got the Special Teams Game Ball...misses the national ranking for kickoff returns, because he falls one short of the minimum number...his average is 7.1 yards above the national leader.

Year	GP-GS	REC	TDS	AVG	TD	LNG
2009	7-0	2	18	9.0	0	11
2010	10-0	0	0	0	0	0
<b>Totals</b>	<b>17-0</b>	<b>2</b>	<b>18</b>	<b>9.0</b>	<b>0</b>	<b>11</b>

Year	KR	YDS	AVG	TD	LNG
2009	1	36	36.0	0	36
2010	11	463	42.1	2	100
<b>Totals</b>	<b>12</b>	<b>499</b>	<b>41.6</b>	<b>2</b>	<b>100</b>


### NICK WILLIAMS' CAREER HIGHS

Most Receptions, game: 2, vs. Rhode Island, 9/26/09



## Gary Wilburn

*RS Junior  
Cornerback  
5-11, 195  
Washington, Ga.  
Washington-Wilkes*



# #21

Played in ten games this season on both special teams and in the secondary...started the Buffalo (Sept. 25) and West Virginia (Oct. 29) games when the Huskies came out in a nickel package...has a season and career-high four tackles at Michigan (Sept. 4)...also returned three punts in game vs. Texas Southern (Sept. 11).

Year	GP-GS	UT	AT	TT	SKS	TFL	INT	PBU
2008	4-0	0	1	1	0	0-0	0	0
2009	6-0	0	3	3	0	0-0	0	0
2010	10-2	8	5	13	0	0-0	0	1
<b>Totals</b>	<b>20-2</b>	<b>8</b>	<b>9</b>	<b>17</b>	<b>0</b>	<b>0-0</b>	<b>0</b>	<b>1</b>

### GARY WILBURN'S CAREER HIGHS

Most Tackles, game: 4, at Michigan, 9/4/10



## Trevardo Williams

*Sophomore  
Defensive End  
6-1, 225  
Bridgeport, Conn.  
Canterbury School*



# #48

Played in all 12 games this season with six starts...had 37 tackles on the year, along with 9.5 tackles for a loss...also had 4.5 sacks...had a season and career-high six tackles vs. West Virginia (Oct. 29)...also had two forced fumbles on the year.

Year	GP-GS	UT	AT	TT	SKS	TFL	INT	PBU
2009	13-1	13	6	19	2.0-20	2.5-21	0	0
2010	12-6	24	3	27	4.5-29	9.5-37	0	1
<b>Totals</b>	<b>25-7</b>	<b>37</b>	<b>9</b>	<b>46</b>	<b>6.5-49</b>	<b>12.0-58</b>	<b>0</b>	<b>1</b>

### TREVARDO WILLIAMS' CAREER HIGHS

Most Tackles, game: 6, vs. West Virginia, 10/29/10  
 Most TFL, game: 2, 2x, last vs. Buffalo, 9/25/10  
 Most Sacks, game: 1, 5x, last at Rutgers, 10/8/10



## Jerome Williams

*RS Sophomore  
Linebacker  
5-11, 233  
Burlington Township, N.J.  
Holy Cross*



# #55

Saw action in ten games this season as a reserve linebacker and made six tackles...five of his tackles came against Texas Southern (Sept. 11)...also had half a tackle for a loss against Texas Southern.

Year	GP-GS	UT	AT	TT	SKS	TFL	INT	PBU
2010	10-0	3	3	6	0	0.5-1	0	0

### JEROME WILLIAMS' CAREER HIGHS

Most Tackles, game: 5, vs. Texas Southern, 9/11/10



## Lawrence Wilson

*RS Senior  
Linebacker  
6-1, 226  
Tuscaloosa, Ala.  
Paul W. Bryant*



# #8

A First Team All-BIG EAST Conference selection...is the leading tackler in the country and tied for 26th nationally entering bowl season...has played in 51 games over the past four years for the Huskies with 49 starts...had a 55-yard interception return for a touchdown against USF (Dec. 5)...has five career interceptions – three of which have been returned for a TD...is the second-leading tackler in school history trailing only John Dorsey, who had 495 from 1980-83...had five double-digit tackle games this season...season-high was 16 against Louisville (Oct. 23)...had 14 tackles against both Buffalo (Sept. 25) and Rutgers (Oct. 8)...was named the BIG EAST Defensive Player of the Week for having 11 tackles and a sack in win vs. Pittsburgh (Nov. 11)...earned Defensive Game Ball award for Texas Southern (Sept. 11) and USF games.

Year	GP-GS	UT	AT	TT	SKS	TFL	INT	PBU
2007	13-13	53	60	113	0-0	8.5-24	1	2
2008	13-11	42	31	73	1.0-9	6.0-16	3	4
2009	13-13	80	60	140	5.0-37	11.0-49	0	1
2010	12-12	64	51	115	3.5-22	10.0-44	1	2
<b>Totals</b>	<b>51-49</b>	<b>239</b>	<b>202</b>	<b>441</b>	<b>9.5-68</b>	<b>35.5-133</b>	<b>5</b>	<b>9</b>

### LAWRENCE WILSON'S CAREER HIGHS

Most Tackles, game: 17, 2x, last vs. Syracuse, 11/28/09  
 Most TFL, game: 3, at Virginia, 10/13/07  
 Most Interceptions, game: 1, 5x, last at USF, 12/4/10  
 Longest Interception Return: 55, at USF, 12/4/10  
 Most Fumble Rec., game: 2, vs. West Virginia, 10/29/10



## Ryan Wirth

*RS Sophomore  
DT  
6-2, 272  
Medford, N.J.  
Shawnee/Cheshire (Conn.)*



# #53

Saw reserve time on the defensive line and on special teams...made four tackles on the season in four different games.

Year	GP-GS	UT	AT	TT	SKS	TFL	INT	PBU
2009	2-0	0	0	0	0	0-0	0	0
2010	7-0	3	1	4	0	0-0	0	0
<b>Totals</b>	<b>9-0</b>	<b>3</b>	<b>1</b>	<b>4</b>	<b>0</b>	<b>0-0</b>	<b>0</b>	<b>0</b>

### RYAN WIRTH'S CAREER HIGHS

Most Tackles, game: 1, 4x, last at Louisville, 10/23/10



## Blidi Wreh-Wilson

*RS Sophomore  
Cornerback  
6-0, 191  
Edinboro, Pa.  
General McLane*



# #5

Started all 12 games for the Huskies at cornerback...had four interceptions on the season and returned two of them for touchdowns...his two interception returns for TDs ties a single-season and only teammate Lawrence Wilson has three...named the BIG EAST Defensive Player of the Week for his game against Vanderbilt (Oct. 2) when he had a 44-yard interception return for a touchdown and returned a fumble for 24 yards...had a 46-yard interception return for a TD against Buffalo (Sept. 25)...had seven tackles in win against Pittsburgh (Nov. 11)...has six tackles against Louisville (Oct. 23)...earned the Defensive Game Ball vs. Vanderbilt.

Year	GP-GS	UT	AT	TT	SKS	TFL	INT	PBU
2009	13-9	29	11	40	0-0	0-0	1	6
2010	12-12	41	9	50	0-0	1.0-1	4	4
<b>Totals</b>	<b>25-21</b>	<b>70</b>	<b>20</b>	<b>90</b>	<b>0-0</b>	<b>1.0-1</b>	<b>5</b>	<b>10</b>

### BLIDI WREH-WILSON'S CAREER HIGHS

Most Tackles, game: 7, vs. Pittsburgh, 11/11/10  
 Most TFL, game: 1, at Michigan, 9/4/10  
 Longest Interception Return: 53, vs. Cincinnati, 11/27/10



## John Yurek

*RS Junior  
Safety  
6-0, 201  
Greencastle, Pa.  
St. Paul's / Wyoming Sem.*



# #40

Saw his first career action this year and towards the end of the season became a starter on kickoff defense...had two tackles against Pittsburgh (Nov. 11).

Year	GP-GS	UT	AT	TT	SKS	TFL	INT	PBU
2010	6-0	3	1	4	0	0-0	0	0

### JOHN YUREK'S CAREER HIGHS

Most Tackles, game: 2, vs. Pittsburgh, 11/11/10

## THE 1998 NCAA DIVISION I-AA PLAYOFFS

The University of Connecticut's first postseason appearance in the sport of football came in 1998 as UConn advanced to the quarterfinals of the NCAA Division I-AA Championship. Here's a summary of UConn's first two postseason football games - a win against Hampton in the first round and a loss at eventual national runner-up Georgia Southern in the quarterfinals.

**#8 seed Connecticut 42, #9 seed Hampton 34**  
**NCAA Division I-AA Championship - First Round**  
**November 28, 1998**  
**Memorial Stadium, Storrs, Conn.**

### Scoring Summary

Hampton (9-3)	7	10	3	14	-	34
Connecticut (10-2)	7	14	7	14	-	42

Attendance - 6,193

### FIRST QUARTER

HU-Montrell Coley 40 run (Acie Wyatt kick), 11:01  
 UC-Tory Taylor 25 pass from Shane Stafford (Jim McManus kick), 6:27

### SECOND QUARTER

UC-Wendell McDuffie 12 pass from Stafford (McManus kick), 14:50  
 HU-Wyatt 25 field goal, 10:47  
 UC-Carl Bond 4 pass from Stafford (McManus kick)

HU-Coley 22 run (Wyatt kick), 3:31

### THIRD QUARTER

HU-Wyatt 32 field goal, 9:45  
 UC-Barry Chandler 4 run (McManus kick), 1:42

### FOURTH QUARTER

HU-Mike Jones 2 run (Roy Johnson rush), 12:04  
 UC-Bond 4 pass from Stafford (McManus kick), 9:12  
 UC-Recolon Jumpp 1 run (McManus kick), 4:30  
 HU-Johnson 10 run (kick failed), 1:38

### TEAM STATISTICS

	HU	UC
First Downs	24	24
Rushes-Yds.	46-227	42-132
Att.-Cmp.-Int.	29-15-1	30-21-0
Passing Yards	186	294
Total Offense	75-413	72-426
Time of Poss.	29:53	30:07
Penalties	6-34	2-10

### LEADING RUSHERS:

HU: Coley, 13 att., 87 yds., 2 TD  
 UC: Tory Taylor, 9 att., 43 yds., 0 TD

### LEADING PASSERS:

HU: Johnson, 14-28, 175 yds., 0 TD, 1 INT  
 UC: Shane Stafford, 21-30, 294 yds., 4 TD, 0 INT

### LEADING RECEIVERS:

HU: Beasley, 5 rec., 57 yds., 0 TD  
 UC: Carl Bond, 7 rec., 70 yds., 1 TD

### LEADING TACKLERS:

HU: Hunt, 10-4-14  
 UC: Percy Price, 7-3-10, 1 TFL

**#1 seed Georgia Southern 52, #8 seed Connecticut 30**  
**NCAA Division I-AA Championship - Quarterfinal**  
**December 5, 1998**  
**Paulson Stadium, Statesboro, Ga.**

### Scoring Summary

Connecticut (10-3)	7	17	6	0	-	30
Ga. Southern (13-0)	14	7	14	17	-	52

Attendance - 9,096

### FIRST QUARTER

GSU-Bennie Cunningham 26 run (Chris Chambers kick), 12:30  
 UC-Barry Chandler 5 run (Jim McManus kick), 7:06  
 GSU-Adrian Peterson 3 run (Chambers kick), 1:05

### SECOND QUARTER

UC-McManus 20 field goal, 13:01  
 GSU-Greg Hill 9 run (Chambers kick), 9:49  
 UC-Recolon Jumpp (McManus kick), 6:22  
 UC-Wendell McDuffie 2 pass from Shane Stafford (McManus kick), 3:30

### THIRD QUARTER

GSU-Hill 5 run (Chambers kick), 9:52  
 GSU-Peterson 7 run (Chambers kick), 5:21  
 UC-Chandler 31 pass from Stafford (kick failed), 2:30

### FOURTH QUARTER

GSU-Chambers 26 field goal, 13:59  
 GSU-Peterson 2 run (Chambers kick), 7:22  
 GSU-Peterson 23 run (Chambers kick), 4:25

### TEAM STATISTICS

	UC	GSU
First Downs	25	30
Rushes-Yds.	33-137	73-530
Att.-Cmp.-Int.	45-20-0	8-5-0
Passing Yards	313	81
Total Offense	78-450	81-611
Time of Poss.	27:25	32:35
Penalties	7-73	7-66

### LEADING RUSHERS:

UC: Recolon Jumpp, 10 att., 62 yds., 1 TD  
 GSU: Peterson, 33 att., 232 yds., 4 TD

### LEADING PASSERS:

UC: Shane Stafford, 20-45, 313 yds., 2 TD, 0 INT  
 GSU: Hill, 5-8, 81 yds., 0 TD, 0 INT

### LEADING RECEIVERS:

UC: Carl Bond, 5 rec., 84 yds., 0 TD  
 GSU: Parham, 3 rec., 72 yds., 0 TD

### LEADING TACKLERS:

UC: Laban Marsh, 8-1-9  
 GSU: Thompson, 6-1-7

# 2004 MOTOR CITY BOWL

**Connecticut 39, Toledo 10**

December 27, 2004 • Ford Field • Detroit, Mich. • Attendance: 52,552

UConn (8-4)	17	13	3	6	—	39
Toledo (9-4)	0	7	3	0	—	10



**First Quarter:** UC-Matt Nuzie 35 field goal 12:05 (8 plays, 41 yards, 2:55); UC-Jason Williams 32 pass from Dan Orlovsky (Nuzie kick) 4:41 (4 plays, 36 yards, 1:43); UC-Larry Taylor 68 punt return (Nuzie kick) 2:31.

**Second Quarter:** UT-Bruce Gradkowski 1 run (Jason Robbins kick) 10:53 (13 plays, 63 yards, 6:27); UC-Brian Sparks 7 pass from Orlovsky (Nuzie kick) 7:42 (8 plays, 41 yards, 3:11); UC-Nuzie 37 field goal 1:24 (11 plays, 55 yards, 3:23); UC-Nuzie 25 field goal 0:00 (6 plays, 53 yards, 0:55).

**Third Quarter:** UT-Robbins 27 field goal 11:47 (9 plays, 56 yards, 3:13); UC-Nuzie 36 field goal 1:53 (13 plays, 56 yards, 5:58).

**Fourth Quarter:** UC-Matt Lawrence 11 run (Nuzie kick blocked) 0:25 (5 plays, 45 yards, 2:52).

## INDIVIDUAL STATISTICS

**Rushing (Att-Yds-TD):** UC- Brockington 15-72-0, Bellamy 9-55-0, Williams, Ja. 1-14-0, Lawrence 1-11-1, Anderson 4-10-0, Orlovsky 1-(-3)-0. UT- Dawson 19-78-0, Council 10-10-0, Parmele 4-4-0, Gradkowski 4-(-1)-1, Higgins 1-(-4)-0, Body 1-(-9)-0.

**Passing (Att-Cmp-Int-Yds-TD):** UC- Orlovsky 41-20-1-239-2. UT- Council 28-16-2-160-0, Gradkowski 12-6-0-43-0.

**Receiving (Rec-Yds-TD):** UC- Henry 9-109-0, Williams, Ja. 3-43-1, Cutaia 2-47-0, McLean 2-13-0, Anderson 1-10-0, Sparks 1-7-1, Murray 1-6-0, Bellamy 1-4-0. UT- Moore 5-48-0, Odom 5-27-0, Holmes 4-47-0, Higgins 2-35-0, Broussard 2-13-0, Dawson 2-7-0, Parmele 1-15-0, Hudson 1-11-0.

## TEAM STATISTICS

	CONN	UT
First Downs	20	20
Rushing	31-159	39-78
Passing Yards	239	203
Att-Comp-Int	41-20-1	40-22-2
Total Offense	72-398	79-281
Average	5.5	3.6
Fumbles-Lost	0-0	2-1
Penalties-Yards	5-44	4-35
Punts-Average	3-30.3	6-32.3
Punt Returns	2-69	1-7
Kickoff Returns	3-101	5-83
INT Ret.-Yards	2-0	1-0
Possession	28:18	31:42
3rd Down Conv.	8 of 17	8 of 18

Dan Orlovsky earned Most Valuable Player honors after going 20 of 41 in the air for 239 yards and two touchdowns as UConn defeated MAC Champion Toledo by a 39-10 score in the 2004 Motor City Bowl, UConn's first ever bowl appearance.

In addition to Orlovsky's honor, Tyler King was named the United Auto Workers Lineman of the Game.

The Huskies were led in rushing by Cornell Brockington, who had 15 carries for 72 yards. The leading receiver on the day for UConn was Keron Henry with nine catches for 239 yards.

UConn got out of the gates early, and set a Motor City Bowl record, by scoring 17 points in the first quarter while shutting the Rockets out. The Huskies took the opening drive 41 yards on eight plays to set up a 35-yard field goal by Matt Nuzie. Nuzie went on to kick three more field goals, for a total of four, to set a new Motor City Bowl record and tie a UConn single-game record.

The Huskies scored the first touchdown of the contest as Orlovsky, after eluding a blitzing Rocket, hit Jason Williams in the corner of the end zone for a dazzling 32-yard TD pass on a fourth and six play.

The final points of the first quarter came as Larry Taylor returned a punt 68 yards for a score.

Toledo scored its first points of the game as it grinded out a 13-play, 63-yard drive that ended with a one-yard touchdown run by quarterback Bruce Gradowski.

The Huskies scored 13 more points in the second quarter to take a 30-7 lead at the half. Orlovsky threw a seven-yard TD pass to Brian Sparks, whose sliding catch with 7:42 left in the half capped an eight-play, 41-yard drive. That touchdown was set up by a 54-yard kickoff return by Taylor.

Nuzie kicked a pair of field goals in the final 1:24 of the half – a 37-yarder and a 25-yarder on the final play of the half.

The teams traded a pair of field goals for the only scoring of the third quarter as Jason Robbins hit a 27-yard field goal for Toledo 3:13 into the half while Nuzie hit a 36-yarder with 1:53 left to play in the quarter.

The only scoring of the fourth quarter came with 25 seconds remaining as sophomore Matt Lawrence scored a touchdown on an 11-yard run.



# 2007 MEINEKE CAR CARE BOWL

## Wake Forest 24, Connecticut 10

December 29, 2007 • Bank of America Stadium • Charlotte, N.C. • Attendance: 53,126



UConn (9-4)	7	3	0	0	—	10
Wake Forest (9-4)	0	0	14	10	—	24

**First Quarter:** UC-Larry Taylor 68 punt return (Tony Ciaravino kick ) 2:38.

**Second Quarter:** UC-Ciaravino 29 field goal 5:00 (8 plays, 80 yards, 2:21).

**Third Quarter:** WF-Josh Adams 38 run (Sam Swank kick) 12:44 (6 plays, 66 yards 2:08); WF-John Tereshinski 20 pass from Riley Skinner (Swank kick) 3:27 (6 plays, 29 yards, 2:31).

**Fourth Quarter:** WF-Swank 43 field goal 11:53 (7 plays, 33 yards, 3:01); WF-Micah Andrews 9 run (Swank kick) 0:29 (8 plays, 62 yards, 3:36).

### INDIVIDUAL STATISTICS

**Rushing (Att-Yds-TD):** UC-Brown, Do. 13-72-0, Lorenzen 10-24-0, Dixon 7-19-0. WF- Adams 19-66-1, Andrews 8-64-1, Skinner 6-16-0, Moore 3-(-2)-0.


**Passing (Att-Cmp-Int-Yds-TD):** UC-Lorenzen 26-13-1-98-0, Brown, De. 3-0-0-0-0. WF- Skinner 38-29-1-268-1.

**Receiving (Rec-Yds-TD):** UC-Kanuch 3-36-0, Brouse 2-25-0, Gaulden 2-16-0, Jeffers 2-11-0, Taylor 2-8-0, Bedard 1-9-0, Brown, Do. 1-(-7)-0. WF-Moore 11-112-0, Brinkman 3-30-0, Smith 3-13-0, Adams 3-2-0, Boldin 2-47-0, Tereshinski 2-30-1, Marion 2-6-0, Selmon 1-19-0, Williams 1-7-0, Bryant 1-2-0.

Wake Forest quarterback Riley Skinner was 29-of-38 in the air for 268 yards and a touchdown to lead the Demon Deacons to a 24-10 victory over UConn in the 2007 Meineke Car Care Bowl before a crowd of 53,126 at Bank of America Stadium.

The two halves were mirror images of each other as UConn shutout Wake Forest in the first half and the Demon Deacons held the Huskies scoreless in the second.

The contest was the second bowl game in the last four years for UConn – who has been playing as a member of the BIG EAST for only four years. The Huskies defeated Toledo in the 2004 Motor City Bowl. This year, UConn sold its entire allotment of 12,500 tickets for the bowl game in Charlotte – the second BIG EAST school to ever do that.



### TEAM STATISTICS

	CONN	WF
First Downs	9	23
Rushing	30-115	36-144
Passing Yards	98	268
Att-Comp-Int	29-13-1	38-29-1
Total Offense	59-213	74-412
Average	3.6	5.6
Fumbles-Lost	0-0	2-1
Penalties-Yards	2-30	1-6
Punts-Average	7-43.7	6-38.0
Punt Returns	3-75	4-26
Kickoff Returns	5-156	2-33
INT Ret.-Yards	1-(-2)	1-6
Possession	25:09	34:51
3rd Down Conv.	5 of 17	8 of 16

UConn led 10-0 at the half, but Wake Forest scored two third quarter touchdowns to take a 14-10 lead after three quarters.

Wake Forest took the opening possession of the second half and marched for a touchdown on a six-play, 66-yard drive. Josh Adams scored the touchdown on a 38-yard run 2:16 into the half.

The Demon Deacons took the lead for good on a 20-yard touchdown pass from Skinner to John Tereshinski on a third-and-14 play. Wake Forest made it 17-10 on a 43-yard field goal 3:07 into the final quarter by Sam Swank. The Demon Deacons sealed the win with a TD run by Micah Andrews in the final minute.

UConn was severely limited in the second half on offense as the Huskies had just 73 total yards of offense while the Deacons had 275.

UConn's Tyler Lorenzen was 13-of-26 in the air for 98 yards. Donald Brown led UConn in rushing with 13 carries for 72 yards. Brad Kanuch was the leading Husky receiver with three receptions for 36 yards.

Wake Forest senior wide receiver Kenny Moore was named the game's MVP as he made 11 receptions for 112 yards.

UConn scored all 10 of its points in the first half. Larry Taylor scored the only touchdown of the first half when he returned a punt 68 yards for a touchdown with 2:38 left in the first quarter. Ironically, Taylor had a 68-yard punt return for a TD in UConn's only other bowl game – a win over Toledo in the 2004 Motor City Bowl – which came with 2:31 left in the first quarter down the near (UConn) sideline running to the camera's right.

The only other first half points came with 5:00 left in the second quarter as Tony Ciaravino connected on a 29-yard field goal that finished an eight-play, 80-yard drive. That drive was highlighted by a 58-yard run by Brown on the first play of the drive.



# 2009 INTERNATIONAL BOWL

## Connecticut 38, Buffalo 20

January 3, 2009 • Rogers Centre • Toronto, Ontario • Attendance: 42,422



UConn (8-5)	7	10	7	14	—	38
Buffalo (8-6)	3	17	0	0	—	20

**First Quarter:** UB- AJ Principle 38 field goal 4:26 (4 plays, 3 yards, 1:36); UC- Donald Brown 45 run (Dave Teggart kick) 4:07 (1 play, 45 yards, 0:09).

**Second Quarter:** UC- Teggart 32 field goal 14:11 (8 plays, 26 yards, 3:13); UB- Ray Long 0 fumble recovery (Principle kick) 11:36; UB- Principle 29 field goal 8:22 (5 plays, 17 yards, 2:53) UB- James Starks 4 run (Principle kick) 7:55 (1 play, 4 yards, 0:13); UC- Tyler Lorenzen 13 run (Teggart kick) 4:01 (2 plays, 88 yards, 0:36).

**Third Quarter:** UC- Steve Brouse 4 pass from Lorenzen (Teggart kick) 5:22 (7 plays, 56 yards, 3:25).

**Fourth Quarter:** UC- Lorenzen 15 run (Teggart kick) 4:44 (9 plays, 68 yards, 4:48); UC- Dahna Deleston 100 interception return (Teggart kick) 2:15.

### INDIVIDUAL STATISTICS

**Rushing (Att-Yds-TD):** UC- D. Brown 29-261-1, Todman 7-62-0, Lorenzen 12-32-2, Sherman 1-3-0. UB-Starks 13-25-1, Thermilus 3-5-0, Wily 3--6-0.

**Passing (Att-Cmp-Int-Yds-TD):** UC-Lorenzen 6-4-0-49-1. UB-Wily 43-29-1-213-0.

**Receiving (Rec-Yds-TD):** UC Moore 1-18-0, Butler 1-16-0, Sherman 1-11-0, Brouse 1-4-1. UB-Starks 11-21-0, Roosevelt 8-90-0, Hamlin 4-54-0, Rack 3-22-0, Jackson 2-17-0, Rice 1-9-0.



### TEAM STATISTICS

	CONN	UB
First Downs	19	10
Rushing	49-358	19-24
Passing Yards	49	213
Att-Comp-Int	6-4-0	43-29-1
Total Offense	407	237
Average	7.4	3.8
Fumbles-Lost	6-5	0-0
Penalties-Yards	3-29	5-25
Punts-Average	3-42.0	10-43.5
Punt Returns	7-46	1-8
Kickoff Returns	5-128	7-110
INT Ret.-Yards	1-100	0-0
Possession	26:54	33:06
3rd Down Conv.	4 of 9	2 of 17

Donald Brown rushed for 261 yards on 29 carries and one TD to lead the University of Connecticut to a 38-20 victory over Buffalo in the 2009 International Bowl. The game was played before a crowd of 40,184 at the Rogers Centre in Toronto. The crowd was the highest in the three-year old history of the event.

Brown was named the Most Valuable Player of the Game. UConn tailback Jordan Todman also enjoyed a fine day with seven carries for 62 yards.

The Husky defense was outstanding as it limited the Bulls to 237 yards of total offense and just 24 net yards of rushing. Buffalo had a total of 16 drives in the game and the Bulls only gained more than 30 yards on one of them. Buffalo had nine drives of ten yards or less.

Buffalo led 20-17 at halftime after a haphazard second quarter that saw the Huskies commit four turnovers that resulted in 17 points for the Bulls.

UConn scored the only points of the third quarter to take the lead for good in the game on a four-yard TD pass from quarterback Tyler Lorenzen to tight end Steve Brouse.

Dahna Deleston rounded out the scoring with a 100-yard interception return for a touchdown, making the score 38-20 with 2:15 to play.

In the second quarter, UConn kicker Dave Teggart connected on a 32-yard field goal 49 seconds into the period to give the Huskies a 10-3 lead.



The Husky defense then stopped the Bulls on three plays, but UConn then fumbled a punt return as the Bulls recovered the ball in the endzone for a touchdown to tie the game.

UConn then fumbled the ball on the second play of its next possession to give the Bulls the ball at the Husky 18. The UConn defense was valiant again and held Buffalo to six yards as A.J. Principle kicked a 29-yard FG for a 13-10 Bull lead with 8:22 to go. On the ensuing kickoff, UConn fumbled that return to give Buffalo the ball at the Husky four and the Bulls scored on first down on a rush by James Starks to make it 20-10 Bulls.

Lorenzen scored the final TD of the first half on a 13-yard run that was set up by a career-long 75 yard rush by Brown.

The Huskies outgained Buffalo 225-94 in the first half as the Huskies had just one pass attempt in the half. Brown had 207 yards of rushing in the first half.

UConn limited the Bulls to 40 yards of total offense in the first quarter and two first downs while the Huskies had 112 yards.

# 2010 PAPAJOHNS.COM BOWL

Connecticut 20, South Carolina 7

January 2, 2010 • Legion Field • Birmingham, Ala. • Attendance: 45,254



UConn (8-5)	10	3	0	7	—	20
SC (7-6)	0	0	0	7	—	7

**First Quarter:** UC-Kashif Moore 37 pass from Frazer (Teggart kick) 6:37 (9 plays, 66 yards, 4:14); UC-Teggart 33 field goal 3:35 (5 plays, 16 yards, 1:21)

**Second Quarter:** UC-Teggart 44 field goal 8:56 (10 plays, 40 yards, 4:10)

**Third Quarter:** No Scoring.

**Fourth Quarter:** UC-Andre Dixon 10 run (Teggart kick) 13:12 (9 plays, 35 yards, 3:53); SC-Brian Maddox 2 run (Lanning kick) 3:24 (2 plays, 40 yards, 0:47).

## INDIVIDUAL STATISTICS

**Rushing (Att-Yds-TD):** UC- Dixon 33-126-1, Todman 9-36-0. SC- Garcia 15-56-0, Miles 6-24-0.

**Passing (Att-Cmp-Int-Yds-TD):** UC-Frazer 21-9-0-107-1. SC-Garcia 38-16-129-1-0.

**Receiving (Rec-Yds-TD):** UC-Easley 4-40-0, K. Moore 2-40-1, I. Moore 2-26-0. SC-Miles 4-23-0, Jeffrey 3-28-0, Gurley 3-14-0..

In a defensively-minded game, the University of Connecticut football team nearly shutout South Carolina in the Papajohns.com Bowl to earn the school's first win over a Southeastern Conference opponent. The game was played in front of a crowd of 45,254 at Legion Field, a Papajohns.com Bowl record attendance. UConn finished with the 20-7 victory earning their second-straight and third overall bowl victory.

The Huskies shut out South Carolina in the first three quarters of the game and have shut out their bowl opponents in nine of 16 quarters played.

With his 126 yards on the day, senior tailback and Fred Sington Most Valuable Player Andre Dixon reached the 1,000-yard mark for the season becoming the 12th running back in UConn history to reach the mark and joining teammate Jordan Todman, who accomplished the feat earlier in the season. Todman finished the day with 36 yards.

This is the first time in UConn history that two running backs have rushed for over 1,000 yards in the same season. They join Nevada and Georgia Tech as NCAA FBS teams that have at least two players that have rushed for over 1,000 yards during the 2009 season.

Junior quarterback Zach Frazer was nine of 21 in the air for 106 yards and connected with sophomore Kashif Moore two times for 40 yards and a touchdown.

Stephen Garcia led South Carolina by passing for 129 yards on a 16 for 38 effort also rushing for 56 yards on the day. Alshon Jeffery grabbed three passes for 28 yards for the Gamecocks.


The Huskies were the first to get on the board after an unbelievable one-handed 37-yard grab by Moore, who tip-toed along the sidelines and extended into the endzone to put the Huskies up with 6:31 remaining in the first quarter.

South Carolina decided to attempt a fourth and short at its own 32-yard line but senior Lindsey Witten stepped up and stopped the rush as the Huskies took over in Gamecock territory. UConn got the ball down to the 16-yard line but settled for a 33-yard field goal by sophomore Dave Teggart to improve their lead to 10-0.

Teggart boosted the lead to 13-0 in the second quarter with 8:26 remaining in the game connecting on his second field goal of the game, a 44-yard boot, setting a new Papajohns.com Bowl record. Later in the quarter, South Carolina earned their first first down of the game with 7:37 left in the half. They only managed four first downs in the entire first half for a net of 84 yards.

After SC fumbled at their own 35-yard line, Dixon used the opportunity to record his first touchdown of the day, a 10-yard run to boost the Huskies lead to 20 with 13:12 remaining in the fourth quarter. Dixon's TD capped a 3:53 minute, nine play 35-yard drive.

The Gamecocks got on the board with 3:24 remaining in the game capitalizing on a blocked punt and scoring on a two-play 40-yard drive. Alex Molina recovered an onside kick for the Huskies as UConn ran out the clock.



TEAM STATISTICS		
	CONN	SC
First Down	17	12
Rushing	48-146	26-76
Passing Yards	107	129
Att-Comp-Int	22-9-0	38-16-1
Total Offense	253	205
Average	3.6	3.2
Fumbles-Lost	1-1	1-1
Penalties-Yards	0-0	4-41
Punts-Average	6-37.2	7-42.3
Punt Returns	6-43	2-4
Kickoff Returns	2-39	5-93
INT Ret.-Yards	1-0	0-0
Possession	35:28	24:32
3rd Down Conv.	9-19	3-15



## Total Offense

### Yards

1. 261 Donald Brown, 2009 International
2. 239 Dan Orlovsky, 2004 Motor City

### Plays

1. 41 Dan Orlovsky, 2004 Motor City
2. 33 Andre Dixon, 2010 Papajohns.com
3. 29 Donald Brown, 2009 International

### All-Purpose Yards

1. 261 Donald Brown, 2009 International
2. 157 Larry Taylor, 2004 Motor City

## Rushing

### Carries

1. 33 Andre Dixon, 2010 Papajohns.com
2. 29 Donald Brown, 2009 International
2. 15 Cornell Brockington, 2004 Motor City

### Net Yards

1. 261 Donald Brown, 2009 International
2. 126 Andre Dixon, 2010 Papajohns.com

## Rushing Quarterbacks

### Rushing Yards

1. 32 Tyler Lorenzen, 2009 International
2. 24 Tyler Lorenzen, 2007 Meineke Car Care

## Passing

### Attempts

1. 41 Dan Orlovsky, 2004 Motor City
2. 26 Tyler Lorenzen, 2007 Meineke Car Care

### Completions

1. 20 Dan Orlovsky, 2004 Motor City
2. 13 Tyler Lorenzen, 2007 Meineke Car Care

### Net Yards

1. 239 Dan Orlovsky, 2004 Motor City
2. 107 Zach Frazer, 2010 Papajohns.com

### Completion Percentage

1. 66.6% Tyler Lorenzen, 2009 International
2. 50.0% Tyler Lorenzen, 2007 Meineke Car Care

### Touchdown Passes

1. 2 Dan Orlovsky, 2004 Motor City
2. 1 Tyler Lorenzen, 2009 International  
Zach Frazer, 2010 Papajohns.com

### Interceptions (Thrown)

1. 1 Dan Orlovsky, 2004 Motor City  
Tyler Lorenzen, 2007 Meineke Car Care

## Receiving

### Receptions

1. 9 Keron Henry, 2004 Motor City
2. 4 Marcus Easley, 2010 Papajohns.com

### Net Yards

1. 109 Keron Henry, 2004 Motor City
2. 47 Matt Cutaia, 2004 Motor City

### Touchdown Receptions

1. 1 4 players tied

## Receiving Tight Ends

### Receptions

1. 2 Steve Brouse, 2007 Meineke Car Care
1. 1 Dan Murray, 2004 Motor City

### Net Yards

1. 26 Steve Brouse, 2007 Meineke Car Care
2. 6 Dan Murray, 2004 Motor City

## Punting

### Number

1. 7 Desi Cullen, 2007 Meineke Car Care
2. 5 Desi Cullen, 2010 Papajohns.com

### Net Yards

1. 306 Desi Cullen, 2007 Meineke Car Care
2. 196 Desi Cullen, 2010 Papajohns.com

### Average

1. 43.7 Desi Cullen, 2007 Meineke Car Care
2. 42.0 Desi Cullen, 2009 International

## Punt Returns

### Number

1. 6 Jasper Howard, 2009 International  
Reggie McClain, 2010 Papajohns.com
2. 3 Larry Taylor, 2007 Meineke Car Care

### Net Yards

1. 75 Larry Taylor, 2007 Meineke Car Care
2. 46 Jasper Howard, 2009 International

### Touchdowns

1. 1 Larry Taylor, 2007 Meineke Car Care  
Larry Taylor, 2004 Motor City

## Kickoff Returns

### Number

1. 4 Jordan Todman, 2009 International
2. 3 Tyvon Branch, 2007 Meineke Car Care

### Net Yards

1. 124 Jordan Todman, 2009 International
2. 109 Tyvon Branch, 2007 Meineke Car Care

## Scoring

### Touchdowns

1. 2 Tyler Lorenzen, 2009 International

### PAT/Kick

1. 5 Dave Teggart, 2009 International
2. 3 Matt Nuzie, 2004 Motor City

### Field Goals/Attempts

1. 4/5 Matt Nuzie, 2004 Motor City
2. 2/2 Dave Teggart, 2010 Papajohns.com

### Total Points

1. 15 Matt Nuzie, 2004 Motor City
2. 12 Tyler Lorenzen, 2009 International

## Defense

### Tackles

1. 18 Maurice Lloyd, 2004 Motor City
2. 10 Tyvon Branch, 2007 Meineke Car Care

### Tackles for Loss

1. 3.5 Maurice Lloyd, 2004 Motor City  
Robert McClain, 2009 International

### Interceptions

1. 1 5 players tied

### Yards (Returned)

1. 100 Dahna Deleston, 2009 International
2. 2 Robert Vaughn, 2007 Meineke Car Care

### Interception Return Touchdowns

1. 1 Dahna Deleston, 2009 International

## Superlatives

### Longest Field Goal

1. 44 yards Dave Teggart, 2010 Papajohns.com
2. 42 yards Dave Teggart, 2009 International
3. 37 yards Matt Nuzie, 2004 Motor City

### Longest Run from Scrimmage

1. 75 yards Donald Brown, 2009 International
2. 58 yards Donald Brown, 2007 Meineke Car Care

### Longest Interception Return

1. 100 yards Dahna Deleston, 2009 International

### Longest Punt

1. 55 yards Desi Cullen, 2009 International
2. 53 yards Desi Cullen, 2010 Papajohns.com
3. 50 yards Desi Cullen, 2007 Meineke Car Care

### Longest Punt Return

1. 68 yards Larry Taylor, 2007 Meineke Car Care  
Larry Taylor, 2009 International

### Longest Kickoff Return

1. 63 yards Tyvon Branch, 2007 Meineke Car Care
2. 54 yards Larry Taylor, 2004 Motor City

### Longest Pass Play

1. 44 yards Dan Orlovsky to Keron Henry, 2004 Motor City



The University of

# CONNECTICUT

## DISTINCTIONS

- For 12 years running, UConn has been rated by *U.S. News & World Report* as the No. 1 public university in New England – and also ranks among the top 30 public universities in the nation.
- UConn is the only public university in New England with its own schools of law, medicine, dental medicine, and social work.
- Founded in 1881, UConn is the only public university in Connecticut to be designated a Carnegie Foundation Research University, lauded for breadth and range of research.



- The American Academy of Kinesiology and Physical Education ranks the Neag School of Education's doctoral program in kinesiology No. 1 in the nation.
- *BusinessWeek* ranks UConn's School of Business MBA program in the top 20 among public institutions.
- *Forbes* ranks UConn's School of Business MBA program 12th among public universities nationwide.
- The University has been elected to membership in Universitas 21, a preeminent international network of leading research-intensive universities across 13 countries.

## LOCATION

- Main campus is located in Storrs, about 30 minutes from Hartford, the state's capital city, and within driving distance of Boston, New York City, and Providence.
- Campuses are situated in ideal locations at Avery Point, Waterbury, West Hartford, Stamford, and Torrington.
- UConn Health Center in Farmington and Schools of Law and Social Work in the greater Hartford area complete the University's high-quality programs available statewide.

## ACADEMIC BREADTH

- UConn's 14 schools and colleges offer seven undergraduate degrees in more than 85 fields of study.
- The University grants 17 graduate degrees in more than 90 fields of study, and provides graduate professional programs in business, dental medicine, law, medicine, pharmacy, and social work.



## IMPRESSIVE FACULTY

- UConn's faculty members are world-renowned. Many are recognized as leaders in education, research, and scholarship.
- UConn faculty research in regenerative biology produced America's first cloned calf using non-reproductive cells, creating an international scientific and media sensation.
- UConn faculty provided pivotal leadership for the historic UConn-African National Congress Partnership.
- Faculty initiative created an unprecedented opportunity for UConn students to study at the Metropolitan Opera in New York City.
- UConn's Neag School of Education is home to the renowned National Research Center on the Gifted and Talented, the Accelerated Schools Project, and is one of 11 schools nationwide selected for the Carnegie Corporation's prestigious Teachers for a New Era initiative.
- UConn faculty collaborating across campuses, including at the Health Center, are conducting breakthrough research in such cutting-edge areas as nanotechnology, stem cell research, and fuel cell technology.
- Faculty members are dedicated to their roles as teachers, student advisors, and mentors. UConn's undergraduate summer research program offers students the opportunity to participate in original research or receive a grant to work under the direction of our renowned professors.




## STUDENT QUALITY

- More than 29,000 students enrolled, representing nearly every state in the nation and more than 100 countries.
- Average SAT scores for incoming freshmen at Storrs are up over 100 points since 1996 and are now 1212 (critical reading and math only).
- The 406 students UConn welcomed into its Honors Program in 2009 had an average SAT score of 1393.



- Minority students make up 21% of the 2009 incoming class.
- Since 1995, 1,169 valedictorians and salutatorians have enrolled at all campuses. In fall 2009, 43 percent of freshmen entering the Storrs campus were ranked in the top 10 percent of their high school class and 83 percent were ranked in the top 25 percent of their class.



- 92% of all freshman and 94% of all students of color return for their sophomore year.
- Nearly 50 percent of student-athletes earned a 3.0 or better grade point average last year and 24 student-athletes had a 4.0 grade point average in the fall and/or spring semesters.

LIVING THE UCONN

# EXPERIENCE





## 2010-11 COLLEGE FOOTBALL BOWL SCHEDULE

(Dates and Times are Tentative and Subject to Change)

Bowl Game	Date/Time (ET)	Site	Matchup	Network
New Mexico	Dec. 18 / 2 p.m.	Albuquerque, N.M.	Brigham Young vs. Texas-El Paso	ESPN
UDrove Humanitarian	Dec. 18 / 5:30 p.m.	Boise, Idaho	Fresno State vs. Northern Illinois	ESPN
R+L Carriers New Orleans	Dec. 18 / 9 p.m.	New Orleans, La.	Ohio vs. Troy	ESPN
Beef 'O' Brady's St. Petersburg	Dec. 21 / 8 p.m.	St. Petersburg, Fla.	Louisville vs. Southern Mississippi	ESPN
MAACO Las Vegas	Dec. 22 / 8 p.m.	Las Vegas, Nev.	Boise State vs. Utah	ESPN
San Diego County Credit Union Poinsettia	Dec. 23 / 8 p.m.	San Diego, Calif.	Navy vs. San Diego State	ESPN
Sheraton Hawaii	Dec. 24 / 8 p.m.	Honolulu, Hawaii	Hawaii vs. Tulsa	ESPN
Little Caesars Pizza	Dec. 26 / 8:30 p.m.	Detroit, Mich.	Florida International vs. Toledo	ESPN
AdvoCare V100 Independence	Dec. 27 / 5 p.m.	Shreveport, La.	Air Force vs. Georgia Tech	ESPN2
Champs Sports	Dec. 28 / 6:30 p.m.	Orlando, Fla.	North Carolina State vs. West Virginia	ESPN
Insight	Dec. 28 / 10 p.m.	Tempe, Ariz.	Iowa vs. Missouri	ESPN
Military Bowl Presented By Northrop Grumman	Dec. 29 / 2:30 p.m.	Washington, D.C.	East Carolina vs. Maryland	ESPN
Texas	Dec. 29 / 6 p.m.	Houston, Texas	Baylor vs. Illinois	ESPN
Valero Alamo	Dec. 29 / 9:15 p.m.	San Antonio, Texas	Arizona vs. Oklahoma State	ESPN
Bell Helicopter Armed Forces	Dec. 30 / 12 p.m.	Dallas, Texas	Army vs. Southern Methodist	ESPN
New Era Pinstripe	Dec. 30 / 3:20 p.m.	New York, N.Y.	Kansas State vs. Syracuse	ESPN
Franklin American Mortgage Music City	Dec. 30 / 6:40 p.m.	Nashville, Tenn.	North Carolina vs. Tennessee	ESPN
Bridgepoint Education Holiday	Dec. 30 / 10 p.m.	San Diego, Calif.	Nebraska vs. Washington	ESPN
Meineke Car Care	Dec. 31 / 12 p.m.	Charlotte, N.C.	Clemson vs. South Florida	ESPN
Hyundai Sun	Dec. 31 / 2 p.m.	El Paso, Texas	Miami (Fla.) vs. Notre Dame	CBS
AutoZone Liberty	Dec. 31 / 3:30 p.m.	Memphis, Tenn.	Central Florida vs. Georgia	ESPN
Chick-fil-A	Dec. 31 / 7:30 p.m.	Atlanta, Ga.	Florida State vs. South Carolina	ESPN
TicketCity	Jan. 1 / 12 p.m.	Dallas, Texas	Northwestern vs. Texas Tech	ESPNU
Outback	Jan. 1 / 1 p.m.	Tampa, Fla.	Florida vs. Penn State	ABC
Capital One	Jan. 1 / 1 p.m.	Orlando, Fla.	Alabama vs. Michigan State	ESPN
Gator	Jan. 1 / 1:30 p.m.	Jacksonville, Fla.	Michigan vs. Mississippi State	ESPN2
Rose Bowl Game presented by Vizio	Jan. 1 / 5 p.m.	Pasadena, Calif.	Texas Christian vs. Wisconsin	ESPN
Tostitos Fiesta	Jan. 1 / 8:30 p.m.	Glendale, Ariz.	Connecticut vs. Oklahoma	ESPN
Discover Orange	Jan. 3 / 8:30 p.m.	Miami, Fla.	Stanford vs. Virginia Tech	ESPN
Allstate Sugar	Jan. 4 / 8:30 p.m.	New Orleans, La.	Arkansas vs. Ohio State	ESPN
GoDaddy.com	Jan. 6 / 8 p.m.	Mobile, Ala.	Middle Tennessee vs. Miami (Ohio)	ESPN
AT&T Cotton	Jan. 7 / 8 p.m.	Arlington, Texas	LSU vs. Texas A&M	FOX
BBVA Compass	Jan. 8 / 12 p.m.	Birmingham, Ala.	Kentucky vs. Pittsburgh	ESPN
Kraft Fight Hunger	Jan. 9 / 9 p.m.	San Francisco, Calif.	Boston College vs. Nevada	ESPN
Tostitos BCS National Championship Game	Jan. 10 / 8:30 p.m.	Glendale, Ariz.	Auburn vs. Oregon	ESPN

**BOWL CHAMPIONSHIP SERIES** - When not having a conference champion participating in the BCS National Championship Game, the BCS will have the following conference champions serve as host teams: Rose Bowl - Big Ten and Pac-10; Orange Bowl - ACC; Allstate Sugar Bowl - SEC; Tostitos Fiesta Bowl - Big 12.



# 2010 BIG EAST CHAMPIONS

5 STRAIGHT WINS GIVE THE HUSKIES THEIR SECOND CONFERENCE TITLE

16-13 OVER WEST VIRGINIA



UNIVERSITY OF  
CONNECTICUT  
**C**  
HUSKIES  
2010 CHAMPIONS

30-28 OVER PITTSBURGH



23-6 OVER SYRACUSE



38-17 OVER CINCINNATI



19-16 OVER USF



THE QUICKEST RISE EVER FROM AN  
FCS SCHOOL TO A BCS APPEARANCE



# 2010 SCHEDULE AND RESULTS

9/4	at Michigan	L, 30-10
9/11	TEXAS SOUTHERN	W, 62-3
9/18	at Temple	L, 30-16
9/25	BUFFALO	W, 45-21
10/2	VANDERBILT	W, 40-21
10/8	at Rutgers*	L, 27-24
10/23	at Louisville*	L, 26-0
10/29	WEST VIRGINIA*	W, 16-13 (OT)
11/11	PITTSBURGH*	W, 30-28
11/20	at Syracuse*	W, 23-6
11/27	CINCINNATI*	W, 38-17
12/4	at USF*	W, 19-16

CAPTAIN  
ANTHONY  
SHERMAN

CAPTAIN  
KENDALL  
REYES

\* - BIG EAST CONFERENCE GAME - ALL HOME GAMES IN CAPS



VS. **OKLAHOMA SOONERS**

CAPTAIN  
SCOTT  
LUTRUS

2011 TOSTITOS FIESTA BOWL  
JANUARY 1, 2011 - GLENDALE, AZ

CAPTAIN  
ZACH  
HURD

[UConnHuskies.com](http://UConnHuskies.com)