

# UConn FOOTBALL

## UNIVERSITY OF CONNECTICUT FOOTBALL 2004 YEAR IN REVIEW PACKET 8-4 OVERALL, 3-3 BIG EAST MOTOR CITY BOWL CHAMPION

### UConn Schedule/Results

| Date  | Opponent (TV)            | Score/Time |
|-------|--------------------------|------------|
| 9/4   | MURRAY STATE             | W, 52-14   |
| 9/11  | DUKE                     | W, 22-20   |
| 9/17  | at Boston Coll.* (ESPN2) | L, 7-27    |
| 9/25  | ARMY (ESPN Reg.)         | W, 40-3    |
| 9/30  | PITTSBURGH* (ESPN2)      | W, 29-17   |
| 10/13 | #17 W. VIRGINIA* (ESPN)  | L, 19-31   |
| 10/23 | TEMPLE*                  | W, 45-31   |
| 10/30 | at Syracuse*             | L, 30-42   |
| 11/13 | at Georgia Tech          | L, 10-30   |
| 11/20 | BUFFALO                  | W, 29-0    |
| 11/25 | at Rutgers* (ESPN2)      | W, 41-35   |
| 12/27 | vs. Toledo# (ESPN)       | W, 39-10   |

\* Denotes BIG EAST Conference games  
# Motor City Bowl (at Detroit, Mich.)

### UConn in the NCAA/BIG EAST Rankings

| Team Category (Stat)                 | Rank (N/BE) |
|--------------------------------------|-------------|
| Total Offense (429.8 ypg)            | 19/1        |
| Passing Offense (281.3 ypg)          | 10/2        |
| Scoring Offense (30.2 ppg)           | 27/1        |
| Passing Efficiency (133.91 rating)   | 39/3        |
| Total Defense (327.4 ypg)            | 27/1        |
| Passing Defense (190.0 ypg)          | 19/1        |
| Pass Efficiency Def. (112.73 rating) | 28/3        |
| Individual Category (Stat)           | Rank (N/BE) |
| Orlovsky Passing (24.0 cpg)          | 5/2         |
| Brockington Rushing (101.5 ypg)      | 22/1        |
| Nuzie Field Goals (1.67 fgpg)        | 8/1         |
| Taylor Kick Return (31.3 ypr)        | 2/1         |

### SEASON STORYLINES

- ◆ UConn makes its bowl debut in the Motor City Bowl, defeating Toledo, 39-10.
- ◆ Huskies lead the BIG EAST in both total offense and total defense.
- ◆ UConn caps most successful three-year run in school history, winning 23 games.
- ◆ Huskies make five national television appearances, three of them in prime time.
- ◆ UConn has won 21 of its last 28 games.
- ◆ Huskies finish inaugural BIG EAST season with .500 conference record.

### THE COACH

#### CONNECTICUT HEAD COACH RANDY EDSALL

A veteran of 22 years of major college coaching with three years in the NFL, Randy Edsall has tackled the challenge of bringing a former NCAA Division I-AA team up to par with the BIG EAST in a six year span head on. He has compiled a 32-37 career record in his six seasons at UConn, including wins in 21 of UConn's last 28 games after defeating Toledo in the 2004 Motor City Bowl. Immediately prior to becoming UConn's 27th head coach on December 21, 1998, Edsall served as defensive coordinator at Georgia Tech in 1998 under George O'Leary. Edsall began his coaching career at his alma mater, Syracuse, from 1980-1990, working under Frank Maloney and Dick MacPherson in a variety of capacities. Amongst his highlights at Syracuse was being a part of the 1987 team that went undefeated at 11-0-1, tying Auburn, 16-16, in the Sugar Bowl. Edsall moved on to Boston College where he coached defensive backs under Tom Coughlin from 1991-93 before following Coughlin to the NFL's Jacksonville Jaguars, staying on the First Coast through the 1997 season. Edsall is a native of Glen Rock, Pa., and graduated from Susquehannock High School.

### SQUAD NOTES

#### HUSKY WIN TOTAL STANDS STRONG AMONGST NATIONAL ELITE

It has been quite a run for the UConn football program. Since Nov. 1, 2002, the Huskies have posted a 20-7 record in regular season games (21-7 overall including the Motor City Bowl). The 20 wins are amongst most regular-season wins of any school in the nation over that span. Oklahoma holds the national lead with 28, followed by Boise State and USC with 27 each.

#### MOST REGULAR SEASON WINS SINCE NOV. 1, 2002

| WINS | SCHOOLS                                            |
|------|----------------------------------------------------|
| 28   | Oklahoma                                           |
| 27   | Boise State, USC                                   |
| 23   | Georgia, LSU, Miami (Fla.), Texas, Tennessee, Utah |
| 22   | Auburn, Florida State, Michigan                    |
| 21   | Iowa, Louisville, Miami (Ohio), Ohio State, Toledo |
| 20   | CONNECTICUT and six others                         |

#### CONNECTICUT'S MOST SUCCESSFUL THREE-YEAR RUN EVER

The Huskies have posted .500 or better seasons in each of their past three campaigns, finishing at 6-6 in 2002, 9-3 in 2003 and 8-4 in 2004. **The 23 combined wins over the past three seasons mark the winningest three-year span in school history.** UConn had previously won 22 games over a three-year period three times, from 1996-98, 1987-89 and 1986-88.

#### AN ELITE EIGHT

UConn finished the season ranked 19th nationally in total offense (429.8 ypg) and 27th in total defense (327.42 ypg). **Nationally, UConn was one of only eight well-balanced teams to rank in the top 27 of both categories, joining Auburn, California, Louisville, Oklahoma, Texas, Virginia and USC.** All but No. 23 Virginia finished the year ranked in the top nine of both polls, while the Cavaliers did climb as high as number six during the season. The elite octet also includes three of the four BCS bowl game winners (USC - Orange, Auburn - Sugar and Texas - Rose).



# YEAR IN REVIEW

## AROUND THE BIG EAST

### BIG EAST FOOTBALL STANDINGS

|                     | BIG EAST   |             | OVERALL    |             |
|---------------------|------------|-------------|------------|-------------|
| Pittsburgh*         | 4-2        | .667        | 8-4        | .667        |
| Syracuse*           | 4-2        | .667        | 6-6        | .500        |
| Boston Coll.*       | 4-2        | .667        | 9-3        | .750        |
| West Virginia*      | 4-2        | .667        | 8-4        | .667        |
| <b>Connecticut*</b> | <b>3-3</b> | <b>.500</b> | <b>8-4</b> | <b>.667</b> |
| Rutgers             | 1-5        | .167        | 4-7        | .364        |
| Temple              | 1-5        | .167        | 2-9        | .182        |

### FUTURE MEMBERS

|               | C-USA |       | OVERALL |      |
|---------------|-------|-------|---------|------|
| Louisville*   | 8-0   | 1.000 | 11-1    | .917 |
| Cincinnati*   | 5-3   | .625  | 7-5     | .583 |
| South Florida | 3-5   | .375  | 4-7     | .455 |

\* Denotes 2004 bowl game participants.

### BIG EAST IN BOWL GAMES

#### CHAMPS SPORTS BOWL

Georgia Tech 51, Syracuse 14  
Dec. 21 ♦ Citrus Bowl; Orlando, Fla.

#### PLAINS CAPITAL FT. WORTH BOWL

Cincinnati 32, Marshall 14  
Dec. 23 ♦ Carter Stad.; Fort Worth, Texas

#### MOTOR CITY BOWL

Connecticut 39, Toledo 10  
Dec. 27 ♦ Ford Field; Detroit, Mich.

#### CONTINENTAL TIRE BOWL

Boston College 37, North Carolina 24  
Dec. 30 ♦ Bank of America Stad.; Charlotte, N.C.

#### AUTOZONE LIBERTY BOWL

Louisville 44, Boise State 40  
Dec. 31 ♦ Liberty Bowl; Memphis, Tenn.

#### TOYOTA GATOR BOWL

Florida State 30, West Virginia 18  
Jan. 1 ♦ ALLTEL Stad.; Jacksonville, Fla.

#### TOSTITOS FIESTA BOWL

Utah 35, Pittsburgh 7  
Jan. 1 ♦ Sun Devil Stadium; Tempe, Ariz.



### HUSKIES BOWL BOUND THIS TIME AROUND

By shutting out Buffalo on Nov. 20, UConn became bowl eligible for the second consecutive season and the second time in the school's brief Division I-A tenure. In 2003, UConn went 9-3 but as an independent could not secure a berth. The Buffalo win also clinched a winning season for UConn. The Huskies have never finished below .500 at the Division I-A level, going 6-6 in 2002 in addition to last fall's 9-3 mark. Since Division I separated into Division I-A and I-AA, 16 schools have jumped up to the Division I-A level. **Of the 16, UConn is one of just five schools to finish its first three seasons at the Division I-A level with a record of .500 or better.** UConn joins Louisiana Tech, Marshall, Nevada and future BIG EAST member South Florida in this group.

### BIG PLAYS MAKE A BIG DIFFERENCE

The Huskies showed a propensity on both offense and defense in 004 to allow "big plays" in which at least 20 yards are gained. The team that was more assertive in this area tended to win the games. UConn was 6-0 this year when gaining more yards than its opponent on big plays and 2-4 when the opponent gained more yards in 20-plus yard chunks. The lone exceptions came on Sept. 30 when Pittsburgh gained 228 yards on six big plays while UConn gained just 137 yards on five of them; and also against Rutgers when UConn trailed 200-152 in this department.

### THE SECRET TO THIRD DOWN? FIRST AND SECOND DOWN

One way the UConn offense was able to sustain drives better than the team's opposition in 2004 en route to an 8-4 record was its success on first and second down translating into a better third down conversion rate. UConn faced 176 third downs this year while its opponents have faced 170. However, UConn had to convert from seven yards or longer on just 86 of its 176 third down attempts (48%) while the opposition had to go from seven yards or longer on 102 of its 170 tries (60%). UConn had to convert from 15 yards or more just 16 times while its opponents stared down third-and 15 or longer 26 times. In its shutout of Buffalo, the Bulls faced 10 conversions of seven yards or greater and failed on each of them. Toledo faced this hurdle 11 times in its Motor City Bowl loss to the Huskies.

### HUSKIES DOMINATING ON BOTH SIDES OF THE BALL

Over the past 28 games, UConn has outgained its opponent 24 times. The first exception came when UConn was outgained by Rutgers 455-321 on Nov. 8 of last year in its home finale, a game the Huskies won 38-31. The other three were on Sept. 17 at Boston College when the Eagles held a 334-291 edge, on Oct. 13 when West Virginia held a 462-365 advantage and on Nov. 13 when Georgia Tech outgained UConn 410-225. The Rutgers contest marked the first time since losing at Vanderbilt on Oct. 26, 2002 that UConn had been outgained. **Over this 28 game span, UConn has averaged 454.6 yards per game of total offense and 321.7 yards per game of total defense.** In its last 17 games, UConn has eclipsed 500 yards of total offense seven times.

### CONN-TROLLING THE FLOW OF THE GAME

A telling sign of UConn's strong performance on both sides of the ball during its brief tenure as a Division I-A program has been its ability to both record and prevent long drives. **Since the start of the 2002 season, UConn's offense has strung together 31 scoring drives of at least 80 yards while the Husky defense has surrendered just 15 such marches.** UConn also holds a 7-2 advantage over its opponents in the number of 90-yard and over drives since becoming a I-A program.

### NOVEMBER REIGN

The Huskies are 9-1 in November over the past three seasons combined, its entire tenure in Division I-A. UConn's loss at Georgia Tech on Nov. 13 snapped a winning streak in the month of November that dated back to 2001, as UConn had posted a perfect 7-0 mark in the calendar's penultimate month over the 2002 and 2003 seasons. Last fall, the Huskies were a perfect 3-0 in November with wins over Western Michigan (Nov. 1), Rutgers (Nov. 8) and Wake Forest (Nov. 15). Those wins came on the heels of a 4-0 November in 2002 as the Huskies topped Florida Atlantic (Nov. 2), Kent State (Nov. 9), Navy (Nov. 16) and Iowa State (Nov. 23). The Huskies defeated Buffalo (Nov. 20) and Rutgers (Nov. 25) this November. UConn's last November loss, prior to Georgia Tech, came on Nov. 24, 2001 when the Huskies lost to Temple at Franklin Field in Philadelphia in a contest that was rescheduled after the September 11 terrorist attacks. In addition to its 9-1 November mark, UConn is 1-0 in December play after defeating Toledo, 39-10, in the 2004 Motor City Bowl.



### LET'S GET IT STARTED

UConn was 7-0 this year when scoring first and 1-4 when the opponent strikes first with the lone exception coming at Rutgers on Thanksgiving morning. UConn has now won each of its last 10 games in which it has scored first, dating back to a 24-14 loss to Boston College on Sept. 13, 2003.

### TURNING OVER THE EXPECTED RESULTS

UConn committed four turnovers against Temple, then a I-A era high, and won. The only time this year that UConn didn't turn the ball over was during a loss at Georgia Tech.

### NO RETREAT, BABY, NO SURRENDER

UConn trailed Duke, 20-6, with just over 11 minutes to play at Rentschler Field on Sept. 11, but rallied for a thrilling 22-20 win. This was not an isolated event for UConn. In the 36 games since UConn became a Division I-A team, six times the Huskies have erased a 10 point or greater deficit to win a game and five times UConn has rallied in the fourth quarter for a victory. The Duke game was the fourth time in which the team had done both. UConn trailed Rutgers 17-7 at the half on Nov. 8, 2003, and 24-21 entering the fourth quarter, but fought back to win the game. The Huskies rallied from a 31-21 third quarter deficit against Akron last Oct. 25, winning the game on a 27-yard Matt Nuzie field goal as time expired. UConn erased a 20-6 third quarter deficit to beat Ohio, 37-19, during the 2002 season. The following lists chart each instance of 10 points or greater comebacks, and fourth quarter rallies, for UConn in the Division I-A era:

### LARGEST DEFICIT OVERCOME TO WIN (I-A ERA)

| Deficit | Date     | Opponent      | Score | Quarter | Final    |
|---------|----------|---------------|-------|---------|----------|
| 17      | 11/1/03  | Western Mich. | 0-17  | 2nd     | W, 41-27 |
| 14      | 9/11/04  | Duke          | 6-20  | 4th     | W, 22-20 |
| 14      | 9/21/02  | Ohio          | 6-20  | 3rd     | W, 37-19 |
| 10      | 11/8/03  | Rutgers       | 7-17  | 3rd     | W, 38-31 |
| 10      | 10/25/03 | Akron         | 21-31 | 3rd     | W, 38-37 |
| 10      | 11/23/02 | at Iowa State | 10-20 | 3rd     | W, 37-20 |

### FOURTH QUARTER COMEBACK VICTORIES (I-A ERA)

| Date     | Opponent      | Deficit | Score | Time  | Game Winning Play            |
|----------|---------------|---------|-------|-------|------------------------------|
| 9/11/04  | Duke          | 14      | 6-20  | 11:05 | Matt Nuzie 21 field goal     |
| 11/8/03  | Rutgers       | 3       | 21-24 | 8:04  | Cornell Brockington 1 run    |
| 10/25/03 | Akron         | 6       | 28-34 | 8:43  | Matt Nuzie 27 field goal     |
| 10/18/03 | at Kent State | 8       | 20-28 | 1:51  | Wilson 14 pass from Orlovsky |
| 9/21/02  | Ohio          | 6       | 13-19 | 14:05 | Dan Orlovsky 1 run           |

### SIX MORE YEARS!!!

The traditional battle cry in presidential election years is for four, but UConn and head coach Randy Edsall made it six more years as the two recently agreed on a contract extension through the 2009 season. Edsall will receive a base salary of \$200,000 this year, a sum that increases by \$25,000 per year. He will also receive \$495,000 for other commitments, a sum that increases \$50,000 per year. The contract also includes a one month bonus for a bowl appearance and a three month bonus for making a BCS bowl. Director of Athletics Jeffrey Hathaway called the deal "another milestone in the numerous positive developments that the UConn football program has experienced in the past several years."

### YOUTH IS SERVED

Eight true freshmen appeared for UConn this season. The biggest area where true freshmen made an impact was on special teams. Tyvon Branch served on-and-off as one of the team's kickoff returners while Larry Taylor also fielded kickoffs and returned punts, with true freshman Brandon McLean as his backup. Branch was also used in the secondary and made a start at corner back at Georgia Tech. Shane Hussar won the team's punting honors and, against Murray State, he became the sixth true freshman to start a UConn game in the Division I-A era. Hussar was joined by another true freshman in the kicking corps as place kicker Tony Ciaravino saw action on the team's outside kicks. Afa Anoai and Julius Williams also got into the mix against Murray State, mainly on special teams. Anoai later played consistently as a backup at defensive tackle. Dan Davis made his debut against Army at defensive end and saw steady action as a reserve. Six true freshmen played for the Huskies in 2003 with the secondary seeing the largest infusion of freshmen.

### 2004 UCONN VS. 2003 UCONN STATISTICAL COMPARISON



#### 2004 HUSKIES

#### 2003 HUSKIES

#### RUSHING YARDS

|                        |                     |
|------------------------|---------------------|
| Brockington .....1,218 | Brockington.....643 |
| Bellamy .....296       | Caulley .....607    |
| Lawrence .....117      | Bellamy.....589     |

#### PASSING YARDS

|                     |                     |
|---------------------|---------------------|
| Orlovsky .....3,354 | Orlovsky .....3,485 |
| Bonislawski .....22 | Williams .....90    |

#### RECEPTIONS

|                  |                   |
|------------------|-------------------|
| Henry .....67    | Feldeisen .....65 |
| Cutaia .....44   | Wilson .....51    |
| Williams .....44 | Henry .....39     |

#### POINTS SCORED

|                     |                     |
|---------------------|---------------------|
| Nuzie .....97       | Nuzie .....80       |
| Brockington .....72 | Brockington .....66 |

#### TOTAL TACKLES

|                  |                  |
|------------------|------------------|
| Fincher .....140 | Lloyd .....122   |
| Lloyd .....117   | Fincher .....115 |
| Hargrave .....88 | Smith .....98    |
| Estep .....66    | Osunde .....84   |

#### INTERCEPTIONS

|                |                   |
|----------------|-------------------|
| Perkins .....5 | Perkins .....6    |
| Fincher .....2 | Three with .....1 |

2005 Returnees in Italics

| CATEGORY                   | UC04    | UC03    |
|----------------------------|---------|---------|
| Total Offense.....         | 429.8   | 477.5   |
| Rushing Offense.....       | 148.4   | 179.6   |
| Passing Offense.....       | 281.3   | 297.9   |
| Passing Efficiency .....   | 133.94  | 137.52  |
| Scoring Offense .....      | 30.2    | 34.0    |
| First Downs For .....      | 269     | 297     |
| Third Down Conv. ....      | 38%     | 41%     |
| Turnovers-INT/Fum .....    | 24-15/9 | 20-14/6 |
| Total Defense .....        | 327.0   | 340.0   |
| Rushing Defense .....      | 136.2   | 138.8   |
| Passing Defense .....      | 190.8   | 201.2   |
| Passing Eff. Defense ..... | 112.96  | 114.15  |
| Scoring Defense .....      | 21.7    | 25.0    |
| First Downs Against .....  | 203     | 226     |
| Third Down Defense.....    | 34%     | 32%     |
| TOs Forced-INT/Fum .....   | 19-10/9 | 20-9/11 |
| Turnover Margin .....      | -5      | Even    |
| Time of Possession .....   | 31:24   | 31:29   |
| Penalties-Yards.....       | 67-615  | 72-594  |



# YEAR IN REVIEW

## TRACKING THE OPPONENTS



**Murray State (7-4)**  
No Division I-AA Playoffs



**Duke (2-9)**  
No Bowl Game



**#21/21 Boston College (9-3)**  
Continental Tire Bowl  
Def. North Carolina, 37-24



**Army (2-9)**  
No Bowl Game



**#25/nr Pittsburgh (8-4)**  
Tostitos Fiesta Bowl  
Lost to Utah, 35-7



**West Virginia (8-4)**  
Toyota Gator Bowl  
Lost to Florida State, 30-18



**Temple (2-9)**  
No Bowl Game



**Syracuse (6-6)**  
Champs Sports Bowl  
Lost to Georgia Tech, 55-17



**Georgia Tech (7-5)**  
Champs Sports Bowl  
Def. Syracuse, 55-17



**Buffalo (2-9)**  
No Bowl Game



**Rutgers (4-7)**  
No Bowl Game



**Toledo (9-3)**  
Motor City Bowl  
Lost to UConn, 39-10

## EAGLE SCOUTS

Each week head coach Randy Edsall issues an award for the Scout Team Player of the Week on both offense and defense. In recognition of their often-overlooked hard work, those players earn a spot on the Husky travel squad and dress list for that week's game. No award was presented for the Motor City Bowl game since the entire scout team made the trip to Detroit. The weekly honorees are listed below.

| Game           | Offense                | Defense              |
|----------------|------------------------|----------------------|
| Murray State   | WR Ellis Gaulden       | DE Dan Davis         |
| Duke           | OG Immanuel Hutcherson | CB Darius Butler     |
| Boston College | WR Matt D'Agata        | LB Justin DeRubertis |
| Army           | TE Steve Brouse        | DE Harold Stanback   |
| Pittsburgh     | OL Pat Shortell        | S Donnell Ford       |
| West Virginia  | WR Aaron Smith         | LB Justin DeRubertis |
| Temple         | C Trey Tonsing         | DB Quaneer Gaskins   |
| Syracuse       | TE Steve Brouse        | DT Rob Lunn          |
| Georgia Tech   | OG Ken Rice            | LB Robert Theoudele  |
| Buffalo        | RB Lou Allen           | DB Dahna Deleston    |
| Rutgers        | OT Aloys Manga         | LB Robert Theoudele  |

## GAME BALLS

After each UConn victory, head coach Randy Edsall awards game balls for the team's top performer on offense, defense and special teams. The 2004 recipients are listed below.

**MURRAY STATE:** Jason Williams (offense), Alfred Fincher (defense), Keron Henry (special teams).

**DUKE:** Keron Henry (offense), Alfred Fincher (defense), Keron Henry (special teams).

**ARMY:** Dan Orlovsky (offense), James Hargrave (defense), Larry Taylor (special teams).

**PITTSBURGH:** Cornell Brockington (offense), Alfred Fincher and Tyler King (defense), Matt Nuzie (special teams).

**TEMPLE:** Cornell Brockington (offense), Maurice Lloyd (defense), Larry Taylor (special teams).

**BUFFALO:** Dan Orlovsky (offense), Alfred Fincher (defense), Shane Hussar (special teams).

**RUTGERS:** Dan Murray (offense), Maurice Lloyd (defense), Deon Anderson (special teams).

**TOLEDO:** Dan Orlovsky (offense), Maurice Lloyd (defense), Larry Taylor (special teams).

**Active Career Game Ball Leaders:** Dan Orlovsky (6), Alfred Fincher (5), Cornell Brockington (4), Terry Caulley (4), Maurice Lloyd (4), James Hargrave (3), Keron Henry (3), Tyler King (3), Larry Taylor (3), Deon Anderson (2), Billy Irwin (2), Ryan Krug (2), Brian Markowski (2), Dan Murray (2), Matt Nuzie (2), Justin Perkins (2), Jason Williams (2), Allan Barnes, Chris Bellamy, Matt Cutaia, Jeff Fox, Kinnan Herriott, Shane Hussar, Tim Lassen, Grant Preston, Brandon Young.

## 2004 OPPONENTS

Listed on Left

**Combined Record:**

71-73 (.493)

## Future BIG EAST Members

Listed on Right

**Combined Record:**

22-13 (.629)

## Cincinnati (7-5)

Plains Capital Fort Worth Bowl  
Def. Marshall, 32-14



## #6/6 Louisville (11-1)

AutoZone Liberty Bowl  
Def. Boise State, 44-40



## South Florida (4-7)

No Bowl Game





### MEDIA SERVICES

For information concerning the Connecticut football team, please contact the UConn Athletic Communications Office.

**Football SID:** Leigh Torbin

**Phone:** (860) 486-3531

**Cell:** (860) 617-5928

**Home:** (860) 648-8982

**FAX:** (860) 486-5085

**Email:** leigh.torbin@uconn.edu

**Online:** UConnHuskies.com

**Address:** 2095 Hillside Road U-3078  
Storrs, CT 06269-3078



*Linebacker Maurice Lloyd was named to national All-Bowl teams by ESPN.com and CBS SportsLine after making 18 tackles, 3.5 of them for a loss, against Toledo in the Motor City Bowl.*



### HUSKIES RECEIVE FIRST EVER PRESEASON POLL VOTES

Connecticut received votes in both the Associated Press and ESPN/USA Today preseason coaches polls, the first preseason Division I-A votes in the program's history. UConn also received votes in the final editions of both polls, its 11 AP votes ranking 33rd overall. The Huskies cracked the receiving votes columns of both polls during the 2003 season for the first time at the Division I-A level. The program has yet to crack the top 25 of either poll.

### OUR OWN LITTLE EPCOT CENTER HERE IN STORRS

While the overwhelming majority of the 2004 UConn football team was comprised of players from the northeastern United States, **the Huskies had a far greater international influence than a typical college football team with players hailing from three different foreign countries.** UConn has three Canadian players, in the Quebecois trio of Dan Desriveaux, Shawn Mayne and Jason Ward. Offensive tackle Aloys Manga is a native of Duana, Cameroon while defensive tackle Deon McPhee grew up in the Bahamas. Wide receiver Keron Henry was born in Guyana and moved to the U.S. when he was very young. In 2003, UConn also welcomed Australian punter Adam Coles and two other Canadians (Hakeem Kashama and O'Neil Wilson). Back in his native country, Wilson is a wide receiver for the CFL's Montreal Alouettes.

### CONNECTICUT TRI-CAPTAINS

Senior linebacker Alfred Fincher, offensive tackle Ryan Krug and quarterback Dan Orlovsky were named as the team's 2004 captains in a vote of their teammates on April 16, the day before the annual Blue-White Spring Game.

### AWARD NOTES

#### SIX HUSKIES NAMED ALL-BIG EAST

UConn landed six players on the All-BIG EAST teams on Nov. 30, which were determined in a vote of the league's coaches. Cornell Brockington, Alfred Fincher and Justin Perkins all earned first-team recognition while Ryan Krug, Maurice Lloyd and Matt Nuzie were second team picks. Brockington comfortably led the conference with 1,218 rushing yards on the year and picked up an average of 156.0 all purpose yards in BIG EAST games. Fincher led the conference with 140 tackles, ranking sixth in the nation while his five forced fumbles tied for third nationally. Perkins tied for the league lead with 17 passes defended and returned two of his five interceptions for touchdowns, setting both a season and career school record. Krug is the anchor piece of a line that helped the Huskies lead the league in total offense. Lloyd was second in the conference with his 117 total tackles while Nuzie, a Lou Groza Award semifinalist, led the league with 20 field goals on the season, also topping the previous school seasonal record.

#### BOWLING A PERFECT 300

Two Huskies were nationally recognized for their performances against Toledo in the Motor City Bowl. Maurice Lloyd made All-Bowl squads sponsored by ESPN.com and CBS SportsLine after his 18-tackle effort that featured 3.5 tackles for loss, including a sack. Matt Nuzie's four field goals earned him a spot on Sports Illustrated's All-Bowl team.

#### WEEKLY BIG EAST HONORS ABOUND

UConn has claimed each of the BIG EAST's weekly honors at least once this season, all of which were initial firsts for the program. Dan Orlovsky was named the Offensive Player of the Week after his four-touchdown effort in UConn's win over Army on Sept. 25. Orlovsky won the award again after UConn's loss at Syracuse on Oct. 30, making him only the fifth player in BIG EAST history to win Offensive Player of the Week honors outright in a losing effort and just the second since 1996. Orlovsky hit on 39 of his 51 passes for 445 yards in the game with three touchdowns and two interceptions. During the contest he also became UConn's career passing yardage leader. Following UConn's historic win over Pittsburgh on Sept. 30, Alfred Fincher (Defense) and Matt Nuzie (Special Teams) earned league recognition. Fincher tied a then-career high with 17 tackles against the Panthers, including 1.5 TFLs, a forced fumble and a pass break up.



## YEAR IN REVIEW

Nuzie tied his career high by nailing three field goals, including a 49-yarder as time expired in the first half. The kick topped his previous career long of 38 by 11 yards. Shane Hussar was also named Special Teams Player of the Week once. He got the nod after the Buffalo game on Nov. 20 when he punted for a 43.2 average and left three of his five kicks inside the Buffalo 12 yard line.

### ORLOVSKY REPEATS WALTER CAMP CONNECTICUT CROWN

Dan Orlovsky was named the co-Connecticut Player of the Year by the Walter Camp Football Foundation for the second consecutive year. The honor is annually is bestowed upon the most outstanding collegiate football player in the country, at any level, who is a native of Connecticut. Orlovsky joins Wisconsin's Tarek Saleh (1995-96) as the only repeat winners of the award. The UConn signal caller also took home the honor in 2003. This year marked the first time that there had been co-recipients of the honor as Orlovsky shared the 2004 prize with Badger linebacker Anttaj Hawthorne of Hamden. Orlovsky is the third Husky to receive the prestigious award in its 23-year history, joining Hamden's Carl Bond (1998) and Ansonia's Glenn Antrum (1988). UConn's four total award recipients ties Syracuse and Wisconsin for the most honorees all-time. Orlovsky is only the second recipient from a New England Division I-A school, joining former Boston College, and NFL All-Pro, linebacker Bill Romanowski of Vernon who won the award in 1987. Prior to Orlovsky, the award had not gone to a quarterback since BYU's Steve Young won it in 1983.



**Motor City Bowl MVP Dan Orlovsky ranks third amongst all active players in the nation with 84 career touchdown passes. That sum is one of his many school records that helped him garner a second consecutive Connecticut State Player of the Year Award from the Walter Camp Football Foundation.**

### WILSON NAMED BROYLES AWARD FINALIST

On Nov. 30, UConn offensive coordinator Norries Wilson was named one of six finalists for the Broyles Award, annually presented to the nation's top assistant coach. Wilson is the first Husky mentor to be so honored. He stood alongside Oklahoma's Chuck Long, Auburn's Gene Chizik, California's Bob Gregory, Iowa's Norm Parker and Boise State's Chris Peterson as finalists for the award, which was won by Chizik. The award is in just its ninth year and already three former winners have already gone on to become head coaches at major college programs in David Cutcliffe (Ole Miss), Ralph Friedgen (Maryland) and Mark Mangino (Kansas). The eight-man selection committee that approved Wilson is also an impressive group, consisting of Frank Broyles, Hayden Fry, Bo Schembechler, Vince Dooley, Don James, Dick MacPherson, Grant Teaff and LaVell Edwards. Combined, those eight legends of college football coaching have won four national championships, nine national coach of the year honors, over 1,300 games, 59 conference titles and appeared in 112 bowl games.

### TEAM AWARDS ANNOUNCED

For their leadership and dedication off of the field as much as their performance on it, Alfred Fincher and Dan Orlovsky shared the team MVP honor at the Huskies' annual awards banquet on Dec. 5 at the Rome Commons Ballroom in Storrs. Cornell Brockington was named offensive MVP and the defensive honor went to Tyler King. The Huskies averaged 268 ypg of total defense prior to him breaking his leg in the waning moments of UConn's win over Pittsburgh while permitting 383.8 ypg in the six games after the injury. Matt Nuzie received Special Teams Player of the Year recognition. The Scholar Athlete Award was given to senior wide receiver Keron Henry, who will graduate this spring with a double major of electrical engineering and computer science with a mathematics minor. The Huddle Club Award also went to Henry. The honor is bestowed upon the Husky who best exhibits leadership and dedication and is viewed as the ultimate team player. The Kendall Madison Award was given to Brian Sparks. A former walk-on, Sparks was recognized for being a "strong team player who's dedication, hard work and outstanding citizenship best exemplify the strong spirit of the UConn Huskies." The award is named for the former Husky who was tragically killed in the mid 1990s while being a good samaritan in his attempt to break up a bar room fight. The Brian Kozlowski Award was given to Ryan Krug for being courageous, hard working and productive. The award is named for the former Husky and current Washington Redskins tight end who through relentless hard work, effort and dedication has been able to have a lengthy NFL career.

### INDIVIDUAL HUSKIES GET NATIONAL RECOGNITION

In a sign of increasing national awareness and respect for the great things happening at UConn, five different Huskies were named to preseason watch lists for major national positional awards. Dan Orlovsky finds himself on the watch lists for both major quarterbacking awards (O'Brien and Unitas) and both of the major national player of the year honors that produce an official watch list (Maxwell and Walter Camp). Orlovsky was named a semifinalist for the Unitas. Offensive tackle Ryan Krug (Lombardi and Outland) and linebacker Maurice Lloyd (Butkus and Nagurski) were named to two separate lists, while linebacker Alfred Fincher was named to the Butkus list and center Billy Irwin was named to the Rimington Award's official watch list. As the season progressed, Orlovsky made the Unitas semifinalists cut while Matt Nuzie was named as a semifinalist for the Lou Groza Award.



## BOWL GAME NOTES

### CONFERENCE CHAMPION CONN-QUEST

UConn's 39-10 victory over Mid-American Conference champion Toledo in the Motor City Bowl left it in good company nationally as it **stands as the second most lopsided bowl game win over a conference champion since the 2001 season**. The only instance of a team beating a conference champion in more decisive fashion in a bowl game over the past three years came on Jan. 4, 2005 when Southern California defeated Big 12 champion Oklahoma, 55-19, in the FedEx Orange Bowl, a margin of 36 points. Prior to UConn's Motor City Bowl win, a conference champion had not ended its season with a loss of at least 29 points since Florida's 33-point win (56-23) over ACC champion Maryland in the Orange Bowl on Jan. 2, 2002 in head coach Steve Spurrier's Gator finale. Overall, UConn's win was the fourth most lopsided out of the 28 bowl games played in 2004, also trailing Georgia Tech (51-14 over Syracuse in the Champs Sports Bowl) and Tennessee (38-7 over Texas A&M in the SBC Cotton Bowl) in addition to USC's blowout victory. UConn's win was the most decisive in the Motor City Bowl's eight-year existence.

### A MAGICAL DOZEN

For the third consecutive year, UConn played 12 games and made the grand finale monumental. On Dec. 27, UConn made its bowl game debut and rolled to a 39-10 victory over Mid-American Conference champion Toledo in the Motor City Bowl. On Nov. 23, 2002, UConn posted a 37-20 win over bowl-bound Iowa State on Senior Day in Ames, the program's first ever win over a Big 12 team or a bowl-bound squad. On Nov. 15, 2003, the Huskies found more Week 12 magic with a 51-17 rout of Wake Forest, again on the road. It was just the fourth time since 1983 that a non-conference team had scored at least 50 points in an ACC stadium. **UConn is now 4-0 all-time in its 12th games**, having defeated Hampton, 42-34, in a first round 1998 NCAA Division I-AA Playoff game. Due to the rotation of the calendar placing an extra Saturday between Labor Day and the end of November, the NCAA permitted schools to schedule 12 regular season games instead of the standard 11 in 2002 and 2003. Legislation is presently being considered by the NCAA to make a 12th game permanent beginning in 2006. It will likely be approved in April.

### THE FIRST FRAME

UConn made its bowl game debut in Detroit. It had been five years since a team made its bowl debut, an event that last occurred when Boise State appeared in the 1999 Humanitarian Bowl, where the Broncos defeated Louisville, 34-31, on their home (blue) field in Boise...UConn was the second team to make its bowl debut in the Motor City Bowl, joining Marshall, a 34-31 loser to Ole Miss in 1997...The last team to make its bowl debut and face a MAC school was in 1984 when UNLV faced, curiously, Toledo, beating the Rockets, 30-13, in the California Bowl, played at Bulldog Stadium in Fresno. UNLV later forfeited the game to Toledo for using ineligible players...Schools making their bowl game debut are 9-8 since the Division I-A, I-AA split in 1978 and 3-4 since 1990...In addition to UConn, UAB and Troy also made their bowl game debuts this year. The three first-time schools tied for the most in a single year since four schools made their bowl debuts following the 1952 season in Florida (Gator), Southern Miss (Sun), Syracuse (Orange) and Wisconsin (Rose). Three teams also made their bowl game debuts in 1984 (Army, UNLV and Virginia).

### HUSKIES MAKE SECOND POSTSEASON APPEARANCE

Although 2004 marked the bowl debut for UConn, the Huskies had played a pair of post season games. In 1998 the team qualified for the NCAA Division I-AA Playoffs. UConn defeated Hampton, 42-34, on Nov. 28 at Memorial Stadium in Storrs but fell a week later, 52-30, at eventual runner-up Georgia Southern in the quarterfinals. Current Chicago Bear Adrian Peterson ran for 232 yards and four touchdowns for the Eagles in the contest. GSU would lose in the final to Massachusetts, a team that UConn defeated twice during the 1998 regular season. The two Husky wins over UMass are believed to mark the only time a team has defeated a college football national champion twice in the same season.

### PLAYOFFS???????

With its Motor City Bowl victory, UConn became the sixth school since the 1978 divisional split to have won both a bowl game and an NCAA Division I-AA Playoff game. The Huskies are joined in that regard by Boise State, Idaho, Louisiana Tech, Marshall and Nevada.

### BOWL GAMES AND NEW ENGLAND

UConn became the seventh school from New England to participate in an NCAA sanctioned bowl game and the first from the state of Connecticut. Other than Boston College, UConn became the first New England school to go to a bowl game since 1969. BC made its 16th bowl appearance on Dec. 30 in the Continental Tire Bowl, while other participating New England schools are Boston University (1969 Pasadena), Brown (1916 Rose), Harvard (1920 Rose), Holy Cross (1946 Orange) and Massachusetts (1964 Tangerine).

### FORD FIELD FACTS

UConn played in a dome for the second time in school history, both coming this season. The Huskies played their first ever indoor game on Oct. 30 when they fell, 42-30, at Syracuse's Carrier Dome...The Huskies played on FieldTurf, or a comparable surface, for the third time in five road games in 2004. Both Boston College and Rutgers plays on a grass-like artificial surface. Syracuse plays on traditional AstroTurf and UConn faced Georgia Tech on natural grass at Grant Field in Atlanta. UConn is 3-2 all-time on the surface, having also lost at Cincinnati in 2001 and won at Army in 2003 in addition to this year's win at Rutgers and loss at BC...UConn played in an active NFL stadium for the fourth time and is now 2-2 in such games. UConn lost to South Florida in 2001 at Raymond James Stadium, home of the Tampa Bay Buccaneers, and split a pair of games against Yale in 1973-74 at the Yale Bowl, which was serving as a temporary home of the New York Giants during the reconstruction of Yankee Stadium. UConn went 0-2 at Boston University's Nickerson Field in 1961-62 when the facility played host to the AFL's Boston Patriots. The Huskies have also played at six former NFL or AFL facilities in Franklin Field (Philadelphia Eagles, 1958-70), BC's Alumni Stadium (Boston Patriots, 1963, 1969), Harvard Stadium (Boston Patriots, 1963, 1970), Vanderbilt Stadium (Tennessee Oilers, 1998), Nippert Stadium (Cincinnati Bengals, 1967-69) and the Orange Bowl (Miami Dolphins, 1966-86). It will become a more frequent occurrence now that UConn has joined the BIG EAST as both Pittsburgh (Heinz Field) and new member USF play their home games in NFL facilities. Also, the league's bowl ties can annually send the Huskies to either the home of the Miami Dolphins (Dolphins Stadium - Orange Bowl), New Orleans Saints (Louisiana Superdome - Sugar Bowl), Arizona Cardinals (Sun Devil Stadium - Fiesta Bowl), Jacksonville Jaguars (ALLTEL Stadium - Gator Bowl) or Carolina Panthers (Bank of America Stadium - Meineke Car Care Bowl).



# YEAR IN REVIEW

## OFFENSE NOTES

### DAN-O STILL PUTTING ON A SHOW

Senior Dan Orlovsky, highly-recruited out of high school, throughout his UConn career lived up to the local hype he generated as a high school All-American and the Connecticut Player of the Year in 2000 at Shelton. He ends his tenure as a Husky holding nearly every school career and single season passing record, in addition to several single game benchmarks. He started off the 2004 season exactly where he left off in 2003, tying his own school record with five touchdown passes against Murray State. His 219.28 passing efficiency rating was also a career high and, through one week, led the NCAA. He also equalled his own career high of 382 passing yards in the game, hitting on 19-of-29 passes (65.5%). He later eclipsed that yardage total by throwing for a school record 445 yards at Syracuse on Oct. 30. Orlovsky threw a whopping 67 TD passes during his last 28 games (2.4 per game) and holds the school record with 84 career TD strikes. He was named the BIG EAST Offensive Player of the Week after throwing for four touchdowns against Army on Sept. 25. He earned the honor again after the Oct. 30 game at Syracuse in which he set a school, BIG EAST and Carrier Dome record by completing 39 passes for a UConn record 445 yards, fifth-best in BIG EAST history. He capped his time as a Husky by earning game MVP honors at the Motor City Bowl. In 2003, Orlovsky was named the team's MVP after hitting on 279-of-475 passes (58.7%) for 3,485 yards with 33 touchdowns and 14 interceptions for a 137.40 rating.

### ORLOVSKY AMONGST THE NATION'S ACTIVE LEADERS

With 84 career touchdown passes to his credit, Dan Orlovsky ranks third amongst all active passers behind only Timmy Chang of Hawai'i and Andrew Walter of Arizona State. Meanwhile, his 10,706 career passing yards ranks sixth amongst all active players. Meanwhile, his 39 completions at Syracuse (Oct. 30) tied for the most in the nation this year by someone other than Texas Tech's Sonny Cumbie. His 445 passing yards in that game were the third most this season against a member of a BCS Conference trailing only the 522 that Kyle Orton of Purdue threw for against Indiana on Nov. 20 and the 520 that Cumbie threw for against California in the Holiday Bowl.

### ORLOVSKY'S TURNAROUND

A poised and mature Dan Orlovsky saw his statistics make a dramatic improvement after the midpoint of his sophomore year. Below are his statistics from the first 18 games of his career and the last 28 (*record listed is only in games which he started*):

|          | TD | INT | YPG   | CMP%  | EFF    | REC* |
|----------|----|-----|-------|-------|--------|------|
| First 18 | 17 | 20  | 167.2 | 52.5% | 103.60 | 3-11 |
| Last 28  | 67 | 31  | 274.6 | 61.5% | 138.81 | 21-7 |

### ORLOVSKY STREAKS SNAPPED

Against Duke, Dan Orlovsky rallied UConn from a 14-point fourth quarter deficit by completing 68-percent of his passes in the game (23-for-34) for 290 yards. Much talk after the game though was centered on the fact that he didn't throw a touchdown pass. The game snapped a school-record string of 25 consecutive games in which Orlovsky had thrown a touchdown pass, dating back to the season finale of his freshman year, Nov. 24, 2001 at Temple. Orlovsky recently had another career-best string come to an end as he had a streak of 116 consecutive passing attempts without throwing an interception end at Rutgers.

### HOKIE HI

By throwing for 316 yards in UConn's game at Virginia Tech on Sept. 27, 2003, Dan Orlovsky joined some elite company. Since the start of the 2001 season (47 games), only six quarterbacks have thrown for 300 yards in a regular season game against the Hokies' stringent defense. **In that regard, Orlovsky joins Miami's Ken Dorsey, Marshall's Byron Leftwich, Syracuse's Troy Nunes, Pittsburgh's Rod Rutherford and Virginia's Matt Schaub.** The feat was not accomplished once in 2004 against the ACC Champion Hokies.

### HUSKIES IN THE NATIONAL LEADERS

Several UConn players finished the year amongst the NCAA leaders. Dan Orlovsky ranked fifth in passing, 15th in total offense and 37th in passing efficiency. Keron Henry (42nd) and Jason Williams (91st) both ranked for most receiving yards per game while Henry (28th) also ranked in receptions per game. Cornell Brockington was the nation's 22nd leading rusher, and tops in the BIG EAST despite sparse playing time in the first two games of the year. Collectively, UConn boasted the nation's 10th ranked passing offense, 19th ranked total offense and 27th ranked scoring offense.

### SCORING FIFTY IS NIFTY

Between beating Wake Forest, 51-17, to end the 2003 season and racing past Murray State, 52-14, to open the 2004 season, **UConn scored at least 50 points in consecutive games for just the third time in school history.** In 2002, the Huskies beat Florida Atlantic, 61-14, on Nov. 2 and Kent State, 63-21, on Nov. 9 in the final two games ever played at Memorial Stadium. In 1945, UConn closed the season with a 53-0 win over Maine followed by a 54-0 win over Boston University. UConn has never eclipsed the half-century plateau in three straight games.

### THE EAST HARTFORD 500

In seven of its last 17 games, UConn has recorded at least 500 yards of total offense. UConn opened its 2004 season with a 530-yard offensive effort against Murray State and picked up 503 more against Army. The Huskies racked up 512 yards of total offense against Temple and 566 at Syracuse the following week. In the final five games of the 2003 campaign, UConn posted 515 at Kent State (Oct. 18), 568 against Western Michigan (Nov. 1) and 536 at Wake Forest (Nov. 15). Earlier in the 2003 season, UConn had recorded 613 yards of total offense at Buffalo (Sept. 20), a total that was just five yards shy of the school record mark of 618 set on Sept. 30, 1995 at Yale.

### FINISHING IN THE RED IS GOOD

You wouldn't want your financial ledgers to be full of red ink, but UConn's 2003 late season success was in part due to finishing its time in the red zone in style. **UConn entered the Duke game having scored on each of its last 29 possessions in the red zone,** dating back to its Oct. 18 game at Kent State. The run included 21 touchdowns and eight field goals but was snapped against the Blue Devils when Matt Nuzie missed a field goal on the game's opening possession. After going 5-for-5 at Rutgers with all five scores being touchdowns and 6-of-7 in the Motor City Bowl, **UConn scored on 43 of its 48 red zone possessions this season (90%) with 27 touchdowns.**

### ARE YOU EXPERIENCED? O-LINE STARTERS SURE ARE

With three seniors in left tackle Ryan Krug, left guard Brian Markowski and center Billy Irwin, junior right guard Grant Preston and sophomore Craig Berry, **UConn's 2004 starting offensive line combined to start an incredible 174 career games.** The Yin to this yang though was the backup situation. Other than the five starters, UConn's offensive linemen had combined to appear in a



total of just 44 career games entering the season, 35 of which were accounted for by reserve center Jeff Fox's career-long tenure as the team's long snapper. Michael Kodish became the first reserve to start a game when an ankle injury to Ryan Krug pressed the junior into a starting role against Army on Sept. 25.

#### BALANCE ATTACKED

Head coach Randy Edsall preaches a balanced offensive attack, evenly mixing rushing and passing plays throughout his tenure at UConn. The 2004 season though saw UConn trail late in several games and forced the passing play count to swell for the first time since UConn was fully welcomed into Division I-A. Adjusting the 15 sacks allowed (which the NCAA counts as rushes), the Huskies had 479 passing plays to their credit this fall and 406 rushing plays. The 2003 season more closely followed the traditional Edsall offensive pattern. Last year, the Huskies attempted 483 passing plays and 463 rushing plays. In 2002, the sum was exactly even with 421 rushing and passing plays attempted.

#### LIKE A BROCK

By far the leading rusher in the BIG EAST Conference, Cornell Brockington eclipsed the 100-yard plateau six times in 2004, leaving him one shy of tying the school record which is shared by teammate Terry Caulley. Brockington earned the start at tailback at Boston College and did not disappoint, turning in a 105-yard effort on 24 carries, including UConn's lone touchdown. He was also the team's leading receiver with five catches, good for 40 yards. That effort was followed up in style a week later with a 111-yard rushing effort against Army. Brockington finished just a yard shy of his career high when he carried the ball 31 times for 185 yards with one touchdown against Pittsburgh. After being held to 90 yards by West Virginia, he jumped back up on track and gained 181 on the ground against Temple followed by 123 at Syracuse. Brockington had 216 yards of total offense against the Orange behind the strength of a team-season high 10 receptions. **Brockington has eclipsed the 100-yard rushing plateau in seven of his 11 career starts.** In his only start prior to 2004, he was the team's offensive catalyst, running for 182 yards and four TDs, in UConn's 51-17 win at Wake Forest on Nov. 15, 2003. He was the BIG EAST's leading rusher at 101.5 yards per game and earned first-team All-Conference honors. A solid receiver as well, Brockington averaged 156.0 yards per game all purpose yards in conference play. His 1,218 rushing yards in 2004 rank as the fourth best seasonal total in UConn history.

#### DEEP TAILBACK ROTATION

Helping make the decision to shut down Terry Caulley for the year easier was the fact that **UConn started four different tailbacks in 2003 and three of them recorded a game with at least 188 rushing yards.** In the immediate wake of the injury, many outside of the team initially doubted UConn's ability to run the ball without Caulley, but Chris Bellamy, Cornell Brockington and Matt Lawrence all stepped up their play and created a log jam on the depth chart. UConn averaged a productive 159.0 rushing yards per game as a team over the final six games of the 2003 season while the Huskies had a 100-yard rusher in eight of the team's 12 games last year. The rotation of that potent depth continued into the 2004 season as both Lawrence or Brockington started games with Brockington leading the BIG EAST and rushing and earning first-team All-Conference honors. Bellamy, Brockington and Lawrence all rushed for a touchdown in 2004.

#### A TOUGH CAULL TO MAKE

With his knee not yet 100% recovered from a serious injury suffered last September 27 at Virginia Tech, head coach Randy Edsall decided prior to the start of this fall's drills to air on the side

of caution and redshirt tailback Terry Caulley for the season. Caulley, who played as a true freshman in 2002 when he was named to the Freshman All-America team, will have two years of eligibility remaining next fall. Caulley was leading the nation with 601 rushing yards last year when he suffered a season-ending knee injury on a non-contact play as he made a cut on just his second carry of the game against the Hokies.

#### OH HENRY

Keron Henry helped fuel UConn's win over Duke on Sept. 11 by making a then-career high eight receptions for a then-career high 112 yards while also adding to the team's success on special teams. For all his good work, Henry earned UConn's game ball on both offense and special teams. He became the first offensive player of the Edsall era to accomplish this double. Uyi Osunde earned the defensive and special teams game balls for his efforts in UConn's 61-14 win over Florida Atlantic on Nov. 2, 2002 in the penultimate game at Memorial Stadium. He capped his career in style by again breaking the century barrier during the Motor City Bowl with a nine-catch, 109-yard effort against Toledo. In addition to the Duke and Toledo games, he also gained over 100 yards receiving against Army (Sept. 25) and Syracuse (Oct. 30), giving him four 100-yard games on the year, the most by a Husky since 1998 when John Fitzsimmons had five and Carl Bond had four. **Despite spending about half of his career at quarterback, Henry finished his time at UConn ranked ninth in school history in receiving yards (1,615) while his 67 receptions in 2004 are the fifth best seasonal mark in Husky lore.** In 2004, Henry ranked 28th in the nation in receptions (5.58 per game) and 42nd in receiving yards (74.25 per game). He ranked fourth in the BIG EAST in each category. A model student athlete, Henry will graduate in May with a double major of electrical engineering and computer science, along with a minor in mathematics.



**Cornell Brockington led the BIG EAST in rushing by a margin of 259 yards and earned first-team All-BIG EAST honors. He averaged 156.0 all-purpose yards per game in league contests.**



## YEAR IN REVIEW

### WHERE THERE'S A J-WILL, THERE'S A WAY

Speedy wide receiver Jason Williams earned a game ball for his efforts against Murray State when he caught four passes for 128 yards and two touchdowns. The junior had just 139 receiving yards all of the 2003 and no touchdowns. Williams' first TD strike was an 80-yard pass and run against the Racers. The duo wasn't done though, topping that with a 90-yard touchdown connection against Temple on Oct. 23. It was the third longest passing play in UConn history and the eighth longest in BIG EAST history. Williams was UConn's second-leading receiver on the season by yardage, making 44 catches for 661 yards with four touchdowns and a team-best 15.0 yards per reception average.

### EDSALL LETS THE DAN-IMAL LOOSE

The lone switch amongst the starters from the preseason depth chart to the current one on offense was the insertion of sophomore tight end Dan Murray into the lineup. Murray demonstrated his great combination of blocking and receiving ability during the team's fall drills and earned the starting nod for opening day against Murray State where he did not disappoint. In addition to showing his adept blocking skills, Murray caught four passes for 92 yards, including a 61-yard touchdown grab. All were career highs. Murray put a strong bookend to the regular season when he earned the team's offensive game ball at Rutgers. He caught five passes for 135 yards with a pair of touchdowns. **Murray became the first UConn tight end to eclipse the century mark since Brian Kozlowski had 151 yards at Boston University on Nov. 14, 1992.** Other than a three-yard touchdown grab, each of his catches were good for at least 20 yards.

### LASSEN LASOES TOUCHDOWNS

UConn tight end Tim Lassen made the most of his 14 career receptions. Six of the 14 were good for touchdowns, including one during UConn's win over Army on Sept. 25.

### SHARING THE WEALTH

Edsall has made a point of having a deep rotation at wide receiver throughout his time at UConn. In 2004, seniors Keron Henry Matt Cutaia and Brian Sparks, along with junior Jason Williams, formed the top of the unit. Regardless of who ended up in the mix from play-to-play, Edsall keeps them involved. **Of the thirteen different Huskies who caught a pass, nine hit double digits in receptions and nine different UConn players caught a touchdown pass.** The nine players to catch a touchdown pass tie for fourth best in the nation. Boise State, California and Miami (Ohio) have each hit 10 different receivers for a touchdown. In 2003, 15 different players caught a pass for UConn and eight Huskies hit double figures in receptions. The shared receptions also created an even distribution of receiving yardage. **Despite the fact that UConn has thrown for 9,620 passing yards over the past three seasons combined (267.2 ypg), the Huskies have had just 11 100-yard receiving games, with six different receivers reaching the plateau** (Shaun Feldeisen, Henry, Dan Murray, Williams, O'Neil Wilson and Brandon Young). A total of 10 different Huskies caught a touchdown pass in 2003. The stats were similarly diverse in 2002 when seven different Huskies caught at least 20 passes which tied for the fourth in the nation during the regular season.

### YOUNG IS RESTLESS

The Huskies were without one of their top wide receivers for the 2004 season. Junior Brandon Young suffered a foot injury in a bad automobile accident in his native Maryland the weekend before fall training camp started. In addition to his 28 receptions in 2003, Young also contributed as a kickoff and punt returner.

### DEFENSE NOTES

#### IT'S GOOD TO BE THE KING

Tyler King was named UConn's Defensive MVP despite playing in just five regular season games before breaking his leg in the waning moments of UConn's 29-17 win over Pittsburgh. An excellent example of someone who played every snap like it was his last, the difference in UConn's defense was startling with and without his presence in the opposing backfield. **UConn averaged 271.2 yards per game in total defense over the six games he played in and 383.8 over the six other contests.** The hi-octane son of former New England Patriot Steve King made a triumphant return for the Motor City Bowl, in which he received the UAW Lineman of the Game Award. King had four stops in the game, 1.5 for loss with a sack and a fumble recovery as he rekindled a pass rush that had missed his presence. In his six games played in 2004, King contributed 31 tackles, including 10 for loss and 4.5 sacks. At the time of his injury he led all BIG EAST defensive linemen in tackles. He wraps up his UConn career with an even 40 TFLs (including 19 sacks) in 40 games played and 174 total tackles.



*Defensive end Tyler King was a disruptive force literally from the season's opening snap, where he alertly read a halfback option pass and buried Murray State tailback Nick Turner just as he threw the ball (above). Limited to just six games due to injury, King still recorded 10 TFLs and 4.5 sacks in 2004.*



## HUSKIES IN THE NATIONAL RANKINGS

UConn had at least one representative in most NCAA statistical leader charts on defense. Alfred Fincher was sixth nationally with 11.67 tackles per game while Maurice Lloyd checked in at number 28 with his 9.75. The tandem were the BIG EAST's top two total tackles with 140 and 117, respectively. Fincher tied for third in the nation by forcing five fumbles in 2004. Justin Perkins tied for 14th nationally with his BIG EAST leading 17 passes defended. As a team, UConn ranked in the top third nationally for the third straight year since joining Division I-A, as UConn placed 27th nationally in total defense. UConn ranked 19th in passing defense, 28th in passing efficiency defense and 36th in scoring defense. UConn led the BIG EAST in both total and passing defense.

## IT'S FINCH IN A PINCH

Linebacker Alfred Fincher didn't want his senior season to leave him with any regrets and he ensured that, beginning with his final home opener at UConn. Fincher made seven tackles, tying for second on the team, a total that included 1.5 tackles for loss. Fincher also broke up a pass and intercepted another, returning it 16 yards for his first career touchdown. It was UConn's first defensive score since Chris Meyer ran an interception back 63 yards for a touchdown on Nov. 9, 2002 against Kent State. He has kept the ball rolling and through the end of the season, as **he led the BIG EAST with 140 tackles and was a first-team all-conference selection.** Fincher rose to the occasion when UConn hosted its first ever BIG EAST Conference home game as he tied his career high with 17 tackles against Pittsburgh, on national television, to earn conference Player of the Week honors. He followed that up with 21 tackles against West Virginia to set a career high and 16 more against Temple with three pass breakups in coverage. **His 11.67 tackles per game ranked sixth in the nation.** Fincher leaves UConn ranked sixth in career tackles (357) and fourth in career tackles for loss (35.5). His 140 tackles in 2004 tie for the sixth best seasonal mark in UConn lore. An impact player, Fincher became the first Husky to ever play in the Senior Bowl where he had an impressive week of workouts at the prestigious Mobile, Ala.-based showcase event.

## INTERCEPTION TOTALS PERK UP

Senior cornerback Justin Perkins, who missed all but the first half of the season opener in 2002 with a knee injury, regained the form that made him the team's top cover corner in 2001. **Perkins also found his interception knack in 2003, snaring a total of six opponent passes, tying for 11th in the nation with 0.50 interceptions per game.** He made two interceptions against Rutgers and tied for sixth place on UConn's all-time seasonal record chart with his six pick-offs in 2003. He was named to several preseason All-BIG EAST teams in 2004 and backed up the hype, making first-team All-BIG EAST for recording five interceptions, tying him for 16th in the nation. His first one came on Sept. 11 against Duke when he returned a fourth quarter interception 27 yards for a touchdown, a play critical to UConn's last rally to edge out the Blue Devils. He also brought an interception back for a touchdown against Pittsburgh, making him **the first UConn player to ever return two interceptions for a touchdown in either a season or his career.** Previously, 24 different players had returned one each. His 17 passes defended on the 2004 season led the BIG EAST and tied for 14th nationally.

## AN INTERCEPTION A DAY KEEPS THEIR OFFENSE AT BAY

The UConn defense intercepted exactly one pass in eight of the team's 12 games this past fall. UConn didn't make any interceptions against Syracuse, Georgia Tech and Rutgers, all road games, two of which UConn lost. The Huskies made a pair of interceptions against Toledo in the Motor City Bowl.

## BUFFALO DOESN'T SHUFFLE OFF TO ANYWHERE

UConn's defense was dominant against Buffalo on Nov. 20 in the team's home finale. Needing a win to gain bowl eligibility, the Huskies responded by holding the Bulls to 96 yards of total offense on only 49 snaps. In the game, Buffalo had five first downs, four completions on 21 attempts and punted eight times, seven of them being on three-and-outs. **It is one of only seven times a Division I-A team has been held to under 100 yards of total offense over the past two seasons combined.**

## UNDER 100 YARDS OF TOTAL DEFENSE VS. I-A (SINCE 2003)

| Team         | Opponent        | Date     | Yards |
|--------------|-----------------|----------|-------|
| Oklahoma     | Colorado        | 12/4/04  | 46    |
| Oklahoma     | Texas A&M       | 11/8/03  | 54    |
| Georgia Tech | Maryland        | 10/9/04  | 82    |
| Virginia     | Akron           | 9/18/04  | 84    |
| N.C. State   | Maryland        | 10/16/04 | 91    |
| Connecticut  | Buffalo         | 11/20/04 | 96    |
| Ohio         | Central Florida | 10/11/03 | 98    |

## CONSISTENT STARTING LINEUP

Eight Huskies started all 12 games this season on defense (M.J. Estep, Alfred Fincher, John Fletcher, Rhema Fuller, James Hargrave, Maurice Lloyd, Shawn Mayne and Justin Perkins).

## WHY LET THE OFFENSE HAVE ALL OF THE FUN?

Husky defenders found the end zone three times in 2004. Alfred Fincher returned an interception 16 yards for a touchdown against Murray State on Sept. 4. Seven days later against Duke, Justin Perkins provided perhaps the critical play of the game when he returned an interception 27 yards for a touchdown to cut the Duke lead to 20-19 with 10:14 to play. Perkins scored again on a nine-yard interception return in UConn's win over Pittsburgh. UConn last recorded three defensive scores in a single season in 2002. The school record sum of four was set in 1997. Also, the Murray State and Duke games marked the first time the Husky defense has scored in consecutive games since the 2002 season when Razul Wallace scored on an interception return against Florida Atlantic on Nov. 2 and Chris Meyer did likewise on Nov. 9 against Kent State.

## DESPITE LOSSES, DEFENSIVE LINE LOOKED FINE

UConn lost three of its four starters from its 2003 defensive line in Ryan Bushey and team captains Sean Mulcahy and Uyi Osunde, but rumors of the unit's demise have been greatly exaggerated. An athletic crew of replacements comprised a formidable starting unit, in addition to Tyler King, the group's lone returning starter. Deon McPhee and Rhema Fuller had a combined 37 career games played at tackle entering the season, while Shawn Mayne ably manned the end post vacated by Osunde's graduation. The back-up positions though saw a lot of new faces, some of which were forced to step up at end of the regular season in the wake of King's injury. UConn's reserve defensive linemen had combined to play five career games entering the season. Jason Ward started the final six regular season games at end for King while Dan Davis saw several reps per game. True freshman Afa Anoa'i and sophomore Ray Blagman often found themselves on the field in 2004 as reserve tackles.



# YEAR IN REVIEW

## SOLID BACKING

The strongest portion of UConn's 2004 defensive unit was its linebackers where the team returned three starters from 2003 who entered the season with 91 combined career games played and 64 starts between them. Tri-captain Alfred Fincher continued to lead by example from his middle linebacker post while preseason Butkus and Nagurski Award candidate Maurice Lloyd held down the weakside and James Hargrave fortified the strongside. Fincher and Lloyd both earned All-BIG EAST recognition for their play in 2004 which saw them rank first and second, respectively, in the BIG EAST in tackles. UConn also got contributions from several experienced reserves, including Kinnan Herriott (29 games played entering the year) and Taurien Sowell (22). Freshman Danny Lansanah also showed a great deal of promise that will hopefully carry over to the 2005 campaign.

## SECONDARY MAINLY IN SECOND SEASON

The UConn defensive backfield received great senior leadership from cover corner Justin Perkins and strong safety John Fletcher, however the rest of the unit was almost entirely sophomores. The quintet of second-year performers Allan Barnes, Ernest Cole, M.J. Estep, Dontá Moore and Jahi Smith were all featured in the two-deep along with redshirt freshman Marvin Taylor. Though mostly young, they did have some seasoning entering the year. Barnes, Cole, Estep and Smith all saw action in at least 10 games in 2003 while Moore appeared in six. Included in that total are nine starts for Cole and three for Barnes. Estep was frequently used as the squad's top nickel back in 2003 and made a smooth transition to a role as the team's starting free safety in 2004. Over the course of the 2004 season, three differed corners started opposite Perkins in Cole (8), Barnes (3) and speedy true freshman Tyvon Branch, who started at Georgia Tech.

## THREE-AND-OUTS BECAME COMMON FOR UCONN FOES

The UConn defense forced Murray State to go three-and-out seven times on Sept. 4, but that is not a new trend to the followers of UConn football. In last year's season opener, UConn forced Indiana into five three-and-outs and followed that performance up with several similar showings throughout the 2003 season. UConn picked the pace back up against Pittsburgh, stuffing the Panther offense by forcing seven three-and-outs en route to a 29-17 victory while UConn forced seven more against Buffalo. **UConn forced a three-and-out on 42 of 154 chances in 2004 (27-percent).** UConn forced its 2003 opponents to go three-and-out 43 times in 162 possessions, 27-percent. In 2002, UConn forced a three-and-out on 30-percent of opposing possessions, including a season high eight on 12 possessions at Navy.

## THEY CALL IT FOOTBALL FOR A REASON

**In 2003, UConn forced its opponents to punt a staggering 85 times (7.1 per game).** Although the NCAA does not keep this as a category leader, on the flip side, only Arizona (98), Baylor (93), Iowa State (87) and Stanford (86) were forced to punt more times as a team in 2003. By comparison, the UConn offense punted just 60 times last year. Amongst the seasonal highlights, the UConn defense swarmed over Buffalo's offense forcing 11 Bull punts out of 13 UB possessions. The lone exceptions came with the end of the first half and a failed fourth-down try late in the game. UConn's defense was also solid against Virginia Tech in this category. The Huskies forced the Hokies to punt six times in the game, the same number of punts that Virginia Tech had made in its first three games of the year combined. Two weeks later, NC State had to punt nine times against the Huskies, the Wolfpack's most punts in

a game since at least 1999. **The trend continued in the 2004 season opener as UConn forced Murray State to punt 11 times on its 15 possessions.** Army punted eight times on its 12 possessions against UConn and Pittsburgh eight times on its 16. West Virginia's six punts against UConn exceeded its season average. **UConn forced 73 punts this season (6.0 per game) while the Huskies have only punted 54 times.**

## THIRD DOWN SHUT DOWN

One often unattained goal of any defense is to not allow any third down conversions. **UConn nearly accomplished that feat in its 2004 season opener against Murray State, holding the Racers to just 1-for-13 on third down attempts.** Army didn't fare much better against the Husky defense on Sept. 25, converting just twice on 13 attempts while Buffalo went 2-for-14 on third down after being forced to convert from 10 yards or longer eight times. This isn't a new phenomenon for the Huskies. A concern for UConn entering last year's Virginia Tech game was the Hokies' startling third down efficiency. **Virginia Tech had converted on 67% of its third down tries in 2003 entering the contest (26-for-39) but against UConn the Hokies went 0-for-8.** It marked the second year in a row that UConn had held a team without a third down conversion, after stopping Navy on each of the Midshipmen's 12 attempts on Nov. 16, 2002.

## SPECIAL TEAMS NOTES

### PUNT AND FIELD GOAL REVERSAL OF FORTUNES

UConn's punt return, punt coverage and field goal units showed a dramatic improvement from the 2003 to 2004 seasons. The final 12-game season averages are listed below for the past two seasons.

| CATEGORY      | 2003 Avg.   | 2004 Avg.   |
|---------------|-------------|-------------|
| Punt returns  | 4.7         | 13.5        |
| Punt coverage | 11.9        | 7.9         |
| Field goals   | 11-21 (52%) | 20-28 (71%) |

### TAYLOR MADE RETURNS

One of the soft spots in UConn's game in 2003 was its kickoff and punt returns which ranked near the bottom of the nation. Some speedy true freshmen rectified that problem in 2004. The shifty yet diminutive Larry Taylor, easily mistaken on the field for Terry Caulley's little brother, was the team's punt returner on the heels of a dazzling fall camp. Taylor averaged 14.6 yards per punt return on 24 attempts in his first year as a Husky to rank second in the BIG EAST and 17th in the nation. Behind Taylor, UConn ranked 18th in the nation in punt returns after finishing the 2003 season in 116th place out of 117 Division I-A teams. **Taylor was also one of several Huskies to return kickoffs this year and his 31.3 average ranked second in the nation.** He made his biggest impact as a returned the opening kickoff of the Temple game 97 yards for a touchdown. It was the first UConn kickoff return for a touchdown since 1998 and is believed to be first opening kickoff return for a touchdown in school history. Coupled with his 68-yard punt return for a touchdown against Toledo in the Motor City Bowl, **Taylor joined Nick Giaquinto (1975) as the only Huskies to ever return both a kickoff and a punt for a touchdown in the same season.** The punt return for a touchdown against the Rockets, which permanently placed the game's momentum in UConn's favor, was the first by a Husky, of a non-blocked punt, since the 1999 season when Jordan Younger ran one back 68 yards at Maine. Taylor was the only true freshmen to receive a game ball in 2004, earning three of them on special teams.



### THE NUZIE IS GOOD

The roller coaster career of place kicker Matt Nuzie is currently on a positive swing. In 2004, he was named a semifinalist for the Lou Groza Award and second-team All-BIG EAST. **Nuzie ranked first in the BIG EAST, and eighth in the nation, by averaging 1.67 field goals per game. His 20 made field goals set a UConn seasonal record.** Nuzie capped a school-record streak of 10 consecutive made field goals with a 51-yard boot at Georgia Tech on Nov. 13, UConn's longest since 1998. Nuzie opened the season hot as he was perfect against Murray State, hitting all seven of his PAT tries and a 22-yard field goal. A week later against Duke, he hit the game-winning field goal with 3:40 to play in UConn's 22-20 win. After a key miss at Boston College he rebounded though. Against Pittsburgh he kicked his way to BIG EAST Player of the Week honors and a game ball. Nuzie hit on all three of his field goal tries and both of his extra point attempts. The highlight of the field goals was the 49-yard boot he hit as time expired in the first half after two "icing" time outs called by Pittsburgh. It was the longest of his career by 11 yards, topping the old mark of 38 set last year at Buffalo.

### HUSKIES HAVE FIRST ROOKIE PUNTER SINCE 2000

With the graduation of Adam Coles last May, the Huskies had to look for a new punter for the first time since Coles' freshman year of 2000. True freshman Shane Hussar stepped to the forefront during fall camp and spent the season as the starter, although hindered by some minor injuries during the year. **Hussar had his best performance of the year to date against Pittsburgh when he dropped five of his eight punts inside of the 20.** Field position proved critical in the game as UConn started drives at its own 39 as opposed to Pittsburgh beginning its marches at its own 22. He earned his first game ball when he killed three of his five punts inside the 11 yard line against Buffalo, kicking for a 43.2 average. Hussar entered UConn with high expectations. He averaged 44 yards net in 2003 as a senior at American Heritage High School near Fort Lauderdale. A versatile athlete, Hussar also played linebacker and fullback while advancing to the regional wrestling semifinals and the regional final in the discus throw.

### RADIO/TV COVERAGE NOTES

#### ESPN'S HOMETOWN TEAM

When ESPN got its start 25 years ago, it began by broadcasting all sorts of UConn events, including soccer games and swimming meets. The Bristol-based cable television titan returned to its roots this fall as it broadcast five UConn football games on its family of networks. UConn appeared on ESPN on Oct. 13 against West Virginia and in the Motor City Bowl against Toledo. UConn was on ESPN2 thrice (Sept. 17 at Boston College, Sept. 30 vs. Pittsburgh and Nov. 25 at Rutgers). The Huskies went 3-2 in those contests, defeating Pittsburgh, Rutgers and Toledo while losing to Boston College and West Virginia.


#### READY FOR PRIMETIME PLAYERS

Three of UConn's five ESPN appearances were aired in coveted weeknight slots during the prime-time viewing hours. UConn faced Boston College at 8:00 p.m. on a Friday night, Pittsburgh at 7:00 p.m. on a Thursday night and West Virginia at 7:30 p.m. on a Wednesday night. The Motor City Bowl, a 5:30 p.m. kickoff, will serve as a lead-in for ABC's coverage of Monday Night Football, by far the nation's most widely watched weekly sports program.

#### RATINGS BOOM CONTINUES INTO 2004

UConn made its national television debut on Sept. 17 at Boston

College and, despite a lopsided final score, America took notice. **The game drew a 1.54 national cable rating, the second best ever for Friday night college football on ESPN2.** The only Friday game to ever top that on the deuce was the 1999 MAC Championship Game when Chad Pennington rallied Marshall from a 23-0 third quarter deficit to beat Western Michigan, 34-30. The overall record for ESPN on a Friday night (excluding bowl games) is the 2.0 recorded by Minnesota and Michigan last Oct. 10 in a game moved at the last minute due to a conflict with a Twins play-off game at the Metrodome. Locally, UConn-BC got a 5.2 cable rating in Hartford and a 2.9 in Boston which are large numbers for a Friday night, especially since it aired opposite a Red Sox-Yankees game. Numbers are courtesy of NCAA/Nielsen Media Research. UConn's Motor City Bowl appearance against Toledo drew a 12.1 rating in the Hartford market, a record for Husky football, and a 19 share.



*Hi-fives were plentiful for Matt Nuzie in 2004. Nuzie was eighth in the nation in field goals and first in the BIG EAST. He hit a school record 20 in 2004, including a school-record streak of 10 consecutive made field goals.*



## YEAR IN REVIEW

### STADIUM/ATTENDANCE NOTES

#### RENTSCHLER FIELD PROVES FRIENDLY FOR HUSKIES

With its win over Buffalo on Nov. 20, UConn compiled a 6-1 home record at Rentschler Field this year. **The six home wins in 2004 set a school record for a single season.** Six times UConn had won five home games in a season. UConn turned the trick last year and also managed the feat five times at Memorial Stadium, going 5-0 in 1986 and 1989 and posting a 5-1 mark in 1987, 1995 and 1998. **UConn presently stands at 11-2 all-time at Rentschler Field.**

#### STARTING A COMMOTION

Swelling interest in the Husky football program as it gradually moved up into BIG EAST play can perhaps be best evidenced by the rise in attendance. For the 2004 season, UConn sold approximately 28,000 season tickets at Rentschler Field, a staggering sum considering that the 2001 season ticket base was around 4,000. In 2002, fueled by a season-ticket base of 11,300, UConn ranked 23rd in the nation by playing to 97.58% of Memorial Stadium's 16,200 seat capacity. The burgeoning season ticket base more than doubled to 24,000 last fall at Rentschler Field.

#### 40,000 HUSKY FANS CAN'T BE WRONG

The Huskies sold out eight of their first 13 dates at Rentschler Field and each of the last six. **UConn has played to 96-percent of capacity all-time in East Hartford, drawing 497,485 fans, or an average of 38,268 per game.** UConn finished 2004 ranked 26th in the nation in attendance based on percentage of capacity, a sum that led the BIG EAST Conference and ranked ahead of Clemson, Boston College, Auburn and Kansas State, amongst many others. **In fact, UConn sold more football tickets in 2004 than either men's or women's basketball.**

#### DUKE HAS A DEVIL OF A TIME WITH NOISE FROM SELL OUT

The first of six sell outs of the 2004 season at Rentschler Field came out on Sept. 11 to see UConn defeat Duke, 22-20 and the crowd's presence was felt at crunch time. Needing a field goal to win the game, the Blue Devils drove into UConn territory in the waning moments. The drive stalled in part due to noise-induced false start and a delay of game penalties. The lost yardage forced Duke's Matt Brooks to attempt his would be game-winning field goal from 36 yards. Amidst a final deafening roar, he hooked the kick wide left and UConn escaped with a win.

#### RENTSCHLER CROWD NOISE STICKS PANTHERS IN A PITT

A few weeks after the Husky faithful took Duke out of its rhythm, the Rentschler Field audience was at it again against Pittsburgh, the eventual Bowl Championship Series representative from the BIG EAST. Early in the second quarter with the score tied 7-7 and neither team in control of the game, Pittsburgh found itself backed up for a first-and-10 at its own six yard line after a tremendous punt by Shane Hussar. Pittsburgh was flagged for two false starts and a delay of game before being forced to punt from its own end zone.

#### CONNECTICUT HAS NATION'S FASTEST GROWING FAN BASE

With an increase in attendance of 134% or 21,252 fans from the 2002 season to 2003, UConn made the nation's best improvement in home game attendance. UConn moved from 15,807 fans per game at Memorial Stadium in 2002 to 37,059 fans per game in Rentschler Field's inaugural season of 2003. The 134% jump more than doubled the next biggest gainer, Troy State, which improved 57% from its 2002 numbers. The 21,252 jump in average attendance was well ahead of second-place Pittsburgh's 14,515 fans per game surge. Three of the top five teams in the nation in this category in 2003 are currently members of the BIG EAST Conference. In addition to UConn and Pittsburgh, Rutgers was fifth with a jump of 9,276 fans per game. **UConn's average home attendance grew by another six-percent in 2004 to a record high average of 39,304.**



**Rentschler Field has been sold out for each of the last six UConn home games and eight of the 13 the Huskies have played there overall. UConn averaged 39,304 fans per game in 2004. In 2001, the team's season ticket base was about 4,000. UConn sold more tickets for football in 2004 than for either of its two defending national champion basketball teams.**



## RENTSCHLER FIELD NATION'S NEWEST STADIUM

Rentschler Field is still the newest stadium in the country to open for college football as no team inaugurated a new home in 2004. Prior to UConn, the last Division I-A team to open a new facility was Pittsburgh which inaugurated Heinz Field, along with the NFL's Pittsburgh Steelers, in 2001. The last opening of a true college football facility came in 2000 when SMU began play at the 32,000-seat Gerald J. Ford stadium after years of using the Cotton Bowl for home games.

## MAC-NIFICENT

The Huskies have become quite familiar with the Mid-American Conference over recent years as the Huskies played four teams from the league in 2000, 2002 and 2003 while facing three more in 2001. The Huskies only faced Buffalo and Toledo (Motor City Bowl) from the league in 2004, but the original draft of the schedule, before the team's BIG EAST timetable was pushed up a year, included four MAC teams. **UConn is 19-10 all-time against MAC schools and has won nine of its last 10 meetings against the league.** Toledo was the eighth different MAC team that UConn has faced since 2001, joining Akron, Ball State, Buffalo, Eastern Michigan, Kent State, Ohio and Western Michigan.

## UNIVERSITY RECEIVES GOVERNOR'S LEADERSHIP AWARD

The University of Connecticut was presented with the 2003 Governor's Leadership Award on Dec. 3, 2003 for its efforts in the first year of play at Rentschler Field. The award, presented by former Governor John Rowland, was given at the Ninth Annual Team Connecticut Rally and was accepted by UConn President Dr. Philip Austin and head football coach Randy Edsall. The annual award is given to an individual or group that has done an outstanding job in bringing together a wide spectrum of people and resources to bear on a significant development issue in Connecticut. UConn was cited for working hard to assure that Rentschler Field was a significant economic resource for the greater Hartford region and a point of pride for the high quality of life in the area that business leaders seek.

## SCHEDULE NOTES

### HOME SWEET HOME

The April switch from opening the 2004 season on the road at Western Michigan to at home against Murray State is significant in Husky history. **For the first time ever, the Huskies played seven home games in 2004.** The Huskies have often played six home games but in 2004 they were hardly alone in playing seven at home. A total of 16 teams played at least seven home games out of their 11 in 2004, seven of which are members of the Southeastern Conference. Hawai'i played eight, although this was boosted because mainland teams receive an exemption for scheduling games there. UConn was the lone BIG EAST team with seven home games on its 2004 schedule and the Huskies took advantage of Rentschler Field, going 6-1 there in 2004 after they went 5-1 last fall in the facility's inaugural season.

### FALL IN NEW ENGLAND

Rentschler Field became a familiar setting for the Huskies quickly in 2004. **UConn played six of its first seven games at home, the most of any team in the nation.** The team played its second road date on Oct. 30 at Syracuse. The closest any other teams came to matching this season-opening homestand were from the south. Florida and Georgia both played five of their first six games at home before hitting the road on Oct. 23 for Mississippi State and Arkansas, respectively. Easing the early-season situation further was that the lone road game was at Boston College, allowing

UConn to remain in New England until Halloween weekend. **The four-game homestand that spanned from Sept. 25 to Oct. 23 was the longest in school history.**

### ON THE ROAD AGAIN

The flip side of playing so many early season home games was a lack of late season home games. After playing host to Temple on Oct. 23, UConn took to Rentschler Field just once more, Nov. 20 when the Huskies welcomed Buffalo to East Hartford. **The Huskies were one of 22 teams in the nation that played just one home game after Oct. 23.** UConn and Pittsburgh are the lone BIG EAST teams amongst the group.

### JET AIRLINERS DIDN'T CARRY US TOO FAR AWAY

By playing six of its first seven games at home, a string disrupted solely by a short bus trip to Boston College, UConn did not step on an airplane until October 29 when the Huskies made their Bradley International Airport debut en route to Syracuse. The fact is somewhat ironic for a team which plays its home games on a converted airfield. **Only three teams in the nation went later into the 2004 season before flying than UConn.** Ohio flew for the first time on Nov. 5 for a game at Central Florida and Wake Forest took to the skies first on Nov. 19 en route to Miami. Central Michigan did not fly in 2004, busing to all of its road games.

### PLAY FOOTBALL ON A SATURDAY??????????

This season, members of the UConn coaching staff had ample opportunity to attend to their "honey do" lists at home. **The team had six Saturdays off during the 2004 regular season.** UConn had a pair of bye weeks (Oct. 9 and Nov. 6), while four weekday games created four more open Saturdays during the season (Sept. 18, Oct. 2, Oct. 16 and Nov. 27). The scheduling was a sharp contrast to the 2003 season when UConn was one of just eight teams in the nation to play its 12 regular season games consecutively with no byes. **With the Motor City Bowl played on a Monday evening, UConn played on every day of the week in 2004 except for Sunday and Tuesday.** Prior to this year, UConn had not played on a week day since 1982.

### WHO ARE YOU? WHO? WHO? WHO? WHO?

As a part of their move to Division I-A status the Huskies have been facing revamped schedules. In 2002, the UConn football slate featured six first time opponents for UConn and 2003 the Huskies faced four more. UConn went 6-4 in those games. **The 2004 schedule presented six new faces for the Huskies when UConn played Murray State, Duke, Pittsburgh, West Virginia, Syracuse and Toledo.** UConn was 4-2 in those games in 2004. Entering the 2004 season, UConn had faced its opponents just a combined 59 times all-time. UConn's longest active rivalry in 2004 was Rutgers at 23 games prior to the season. During this three-year span, UConn also opposed its first member of the Big Ten (Indiana), Big 12 (Iowa State) and SEC (Vanderbilt) while facing ACC competition for just the third through seventh times.





# YEAR IN REVIEW

## CAREER RECORDS UPDATE

### DAN ORLOVSKY

#### CAREER TOTAL OFFENSE

- 1. DAN ORLOVSKY (2001-04) 10321
- 2. Matt DeGennaro (1987-90) 9269

#### CAREER PLAYS

- 1. DAN ORLOVSKY (2001-04) 1710
- 2. Matt DeGennaro (1987-90) 1619

#### CAREER PASS ATTEMPTS

- 1. DAN ORLOVSKY (2001-) 1567
- 2. Matt DeGennaro (1987-90) 1319

#### CAREER COMPLETIONS

- 1. DAN ORLOVSKY (2001-04) 916
- 2. Matt DeGennaro (1987-90) 803

#### CAREER PASSING YARDS

- 1. DAN ORLOVSKY (2001-04) 10706
- 2. Matt DeGennaro (1987-90) 9288

#### CAREER PASSING TDs

- 1. DAN ORLOVSKY (2001-04) 84
- 2. Matt DeGennaro (1987-90) 73
- Shane Stafford (1995-98) 73

#### CAREER PASSING YDS PER GAME

- 1. DAN ORLOVSKY (2001-04) 232.7
- 2. Matt DeGennaro (1987-90) 226.5
- 3. Shane Stafford (1995-98) 224.4

#### CAREER PASSING EFFICIENCY

- 1. Shane Stafford (1995-98) 143.4
- 2. Matt DeGennaro (1987-90) 130.9
- 3. DAN ORLOVSKY (2001-04) 127.0
- 4. Cornelius Benton (1987-91) 126.1

#### CONSEC. GAMES WITH A TD PASS

- 1. DAN ORLOVSKY (2002-04) 25
- 2. Shane Stafford (1996-98) 21

### TIM LASSEN

#### CAREER TD REC., TIGHT ENDS

- 1. Ken Miller (1978-81) 15
- 2. Tommy Collins (1999-02) 10
- Allan MacLellan (1973-75) 10
- 4. TIM LASSEN (2002-04) 6
- Brian Kozlowski (1989-92) 6
- Mike Walsh (1983-85) 6

### KERON HENRY

#### CAREER RECEIVING YARDS

- 1. Mark Didio (1988-91) 3535
- 2. John Fitzsimmons (1996-00) 2841
- 3. Carl Bond (1995-98) 2770
- 4. Alex Davis (1989-92) 2567
- 5. Glenn Antrum (1985-88) 2552
- 6. David Dunn (1985-87) 2285
- 7. Keith Hugger (1979-82) 1961
- 8. Brian Kozlowski (1989-92) 1788
- 9. KERON HENRY (2001-04) 1615

### MATT NUZIE

#### CAREER EXTRA POINTS

- 1. Nick Sosik (1990-93) 99
- 2. Rob Moons (1987-90) 88
- 3. MATT NUZIE (2003-) 84

#### CAREER FIELD GOALS

- 1. Domingos Carlos (1981-83) 36
- 2. MATT NUZIE (2003-) 31
- Nick Sosik (1990-92) 31

### FINCHER, KING AND LLOYD

#### CAREER TACKLES

- 1. John Dorsey (1980-83) 495
- 2. Troy Ashley (1986-89) 428
- 3. MAURICE LLOYD (2001-04) 412
- Mike Jansen (1985-87) 394
- 5. Vernon Hargreaves (1981-83) 393
- 6. ALFRED FINCHER (2001-04) 357

#### CAREER TACKLES FOR LOSS

- 1. Uyi Osunde (1999-03) 49
- 2. MAURICE LLOYD (2001-04) 47.5
- 3. TYLER KING (2001-04) 40
- 4. ALFRED FINCHER (2001-04) 35.5

### JUSTIN PERKINS

#### CAREER INTERCEPTIONS

- 1. Matt Latham (1982-84) 18
- 2. Darrell Wilson (1976-80) 17
- Lenny King (1955-57) 17
- 4. Mark Chapman (1989-92) 14
- Ted Walton (1976-79) 14
- 6. JUSTIN PERKINS (2001-04) 12

#### CAREER INTERCEPTION RET. TDS

- 1. JUSTIN PERKINS (2001-04) 2
- 2. 24 players with 1



*Justin Perkins is the only Husky to ever return two interceptions for a touchdown in the same season, doing it against both Duke and Pittsburgh.*



## SINGLE SEASON RECORDS UPDATE

### DAN ORLOVSKY

#### SEASON PASSING ATTEMPTS

1. DAN ORLOVSKY (2003) 475
2. DAN ORLOVSKY (2004) 457

#### SEASON COMPLETIONS

1. DAN ORLOVSKY (2004) 288
2. DAN ORLOVSKY (2003) 279

#### SEASON PASSING YARDS

1. DAN ORLOVSKY (2003) 3485
2. DAN ORLOVSKY (2004) 3354

#### SEASON TOUCHDOWN PASSES

1. DAN ORLOVSKY (2003) 33
2. DAN ORLOVSKY (2004) 23  
Shane Stafford (1997) 23

#### SEASON PASS YARDS PER GAME

1. DAN ORLOVSKY (2003) 290.4
2. DAN ORLOVSKY (2004) 279.5
3. Cornelius Benton (1991) 270.1
4. Shane Stafford (1998) 259.9

#### SEASON TOTAL OFFENSE

1. DAN ORLOVSKY (2003) 3444
2. DAN ORLOVSKY (2004) 3313

#### SEASON TOTAL OFFENSIVE PLAYS

1. DAN ORLOVSKY (2003) 565
2. DAN OLOVSKY (2004) 489

### KERON HENRY

#### SEASON RECEPTIONS

1. Mark Didio (1991) 88
2. Mark Didio (1990) 78
3. Glenn Antrum (1988) 77
4. Alex Davis (1991) 72
5. KERON HENRY (2004) 67

#### SEASON RECEIVING YARDS

1. Mark Didio (1991) 1354
2. Carl Bond (1997) 1178
3. Mark Didio (1990) 1153
4. Keith Hugger (1981) 1145
5. Glenn Antrum (1988) 1130
6. Reggie Eccleston (1980) 1081
7. John Fitzsimmons (1998) 1040
8. Carl Bond (1998) 1004
9. Dak Newton (1996) 993
10. Alex Davis (1991) 909
11. KERON HENRY (2004) 891

### CORNELL BROCKINGTON

#### SEASON RUSHING CARRIES

1. Eric Torkelson (1973) 276
2. Billy Parks (1983) 249
3. Vinny Clements (1969) 242
4. C. BROCKINGTON (2004) 238

#### SEASON RUSHING YARDS

1. Tory Taylor (1995) 1262
2. TERRY CAULLEY (2002) 1247
3. Eric Torkelson (1973) 1233
4. C. BROCKINGTON (2004) 1218

#### SEASON 100-YARD RUSHING GMS.

1. TERRY CAULLEY (2002) 7  
Eric Torkelson (1973) 7
3. C. BROCKINGTON (2004) 6  
George Boothe (1988) 6  
Vinny Clements (1968) 6

### LARRY TAYLOR

#### SEASON PUNT RETURN YARDS

1. LARRY TAYLOR (2004) 351
2. David Dunn (1985) 342

#### SEASON PUNT RETURN AVERAGE

1. Jordan Younger (1999) 15.9
2. LARRY TAYLOR (2004) 14.6

#### SEASON KICKOFF RETURN TDs

1. LARRY TAYLOR (2004) 1  
10 Others 1

### ALFRED FINCHER

#### SEASON TACKLES

1. John Dorsey (1983) 184
2. John Dorsey (1982) 154  
Don Thompson (1974) 154
4. Vernon Hargreaves (1982) 149
5. John Dorsey (1981) 144
6. ALFRED FINCHER (2004) 140  
Troy Ashley (1989) 140

*True freshman Larry Taylor left his mark on the season punt return records.*

### MATT NUZIE

#### SEASON FIELD GOALS

1. MATT NUZIE (2004) 20
2. David DeArmas (1995) 17

#### SEASON PATs

1. Jim McManus (1998) 55
2. MATT NUZIE (2003) 47  
Marc Hickok (2002) 47
4. Robb Myers (1997) 45
5. MATT NUZIE (2004) 37


#### CONSEC. FIELD GOALS MADE

1. MATT NUZIE (2004) 10  
David DeArmas (1994) 9

### JUSTIN PERKINS

#### SEASON INTERCEPTION RET. TDS

1. JUSTIN PERKINS (2004) 2
2. 24 players with 1





# YEAR IN REVIEW

## NUMERICAL ROSTER

| No. | Name                  | Pos. | Cl. | Yr. | Ht.  | Wt. | Hometown/HS/Prep/Other College                  |
|-----|-----------------------|------|-----|-----|------|-----|-------------------------------------------------|
| 1   | Henry, Keron***       | WR   | Sr. | 5th | 6-2  | 217 | Brooklyn, N.Y. / Brooklyn Technical             |
| 2   | Perkins, Justin**     | CB   | Sr. | 5th | 5-11 | 184 | Fort Lauderdale, Fla. / Plantation              |
| 3   | Desriveaux, Dan       | WR   | So. | 3rd | 5-9  | 186 | Laval, Que. / Vanier Prep                       |
| 4   | Stanback, Harold      | DE   | Fr. | 2nd | 6-1  | 243 | Temple Hills, Md. / Bishop McNamara             |
| 5   | Allen, Louis          | FB   | Fr. | 1st | 6-1  | 231 | Salem, Conn. / East Lyme                        |
| 6   | Davis, Daniel         | DE   | Fr. | 1st | 6-1  | 257 | Plainfield, N.J. / Plainfield                   |
| 7   | Pavasaris, Chris      | P    | Fr. | 2nd | 6-3  | 216 | Needham, Mass. / Needham                        |
| 6   | Orlovsky, Dan***      | QB   | Sr. | 4th | 6-5  | 238 | Shelton, Conn. / Shelton                        |
| 8   | Dorvil, Sam*          | FB   | So. | 2nd | 5-11 | 245 | Lauderhill, Fla. / Cardinal Gibbons             |
| 9   | Fincher, Alfred***    | LB   | Sr. | 4th | 6-1  | 240 | Norwood, Mass. / Norwood                        |
| 10  | Taylor, Marvin        | S    | Fr. | 2nd | 5-11 | 179 | New Brunswick, N.J. / New Brunswick             |
| 11  | Lloyd, Maurice***     | LB   | Sr. | 4th | 5-11 | 232 | Daytona Beach, Fla. / Mainland                  |
| 12  | Fletcher, John***     | S    | Sr. | 4th | 5-9  | 187 | Miami, Fla. / Carol City                        |
| 13  | Fogarty, Shane        | QB   | So. | 3rd | 6-3  | 240 | Morgantown, W. Va. / Morgantown                 |
| 14  | Hernandez, D.J.       | QB   | Fr. | 1st | 6-1  | 196 | Bristol, Conn. / Bristol Central                |
| 15  | Ford, Donnell         | S    | Fr. | 2nd | 6-0  | 192 | Dania, Fla. / Hollywood Hills                   |
| 16  | Bonislawski, Matt*    | QB   | So. | 3rd | 6-4  | 203 | Natrona Heights, Pa. / Highlands                |
| 17  | Cutaia, Matt***       | WR   | Sr. | 4th | 5-11 | 188 | Webster, N.Y. / Webster                         |
| 18  | Gaskins, Quaneer      | S    | Sr. | 4th | 6-1  | 187 | Aliquippa, Pa. / Aliquippa                      |
| 19  | Punzelt, Mark         | QB   | Fr. | 1st | 5-10 | 210 | Madison, Conn. / Daniel Hand                    |
| 20  | Herriott, Kinnan***   | LB   | Sr. | 4th | 5-11 | 227 | McKeesport, Pa. / McKeesport                    |
| 21  | Moore, Dontá          | S    | So. | 2nd | 6-1  | 197 | Tampa, Fla. / Blake                             |
| 22  | Smith, Johnathon      | LB   | Fr. | 1st | 6-1  | 208 | Camp Hill, Pa. / Trinity / Maine Central Inst.  |
| 24  | Taylor, Larry         | TB   | Fr. | 1st | 5-6  | 157 | Fort Lauderdale, Fla. / Glades Day              |
| 26  | Barnes, Allan*        | CB   | So. | 2nd | 6-0  | 188 | Starke, Fla. / Bradford County                  |
| 27  | Smith, Jahi*          | CB   | So. | 2nd | 5-11 | 184 | Suitland, Md. / Suitland                        |
| 28  | Butler, Darius        | CB   | Fr. | 1st | 5-10 | 166 | Tamarac, Fla. / Coral Springs Charter           |
| 29  | Branch, Tyvon         | S    | Fr. | 1st | 5-11 | 185 | Cicero, N.Y. / Cicero-North Syracuse            |
| 30  | Anderson, Deon**      | FB   | Jr. | 3rd | 5-10 | 240 | Providence, R.I. / Avon (CT) Old Farms          |
| 31  | Wholley, Jon          | TB   | Sr. | 4th | 5-9  | 197 | Southington, Conn. / Southington / Wagner Coll. |
| 32  | Hargrave, James**     | LB   | Jr. | 3rd | 5-11 | 228 | Pleasantville, N.J. / St. Joseph                |
| 33  | Brockington, Cornell* | TB   | So. | 3rd | 6-0  | 203 | Burlington, N.J. / Willingboro                  |
| 34  | Bellamy, Chris**      | TB   | Sr. | 5th | 6-1  | 206 | New Britain, Conn. / New Britain                |
| 35  | Estep, M.J.*          | S    | So. | 3rd | 6-0  | 191 | Mechanicsville, Md. / Chopticon                 |
| 36  | Deleston, Dahná       | P    | Fr. | 1st | 6-0  | 173 | East Hartford, Conn. / East Catholic            |
| 37  | Hussar, Shane         | P    | Fr. | 1st | 5-10 | 188 | Plantation, Fla. / American Heritage            |
| 38  | McCollum, Ricky       | CB   | Fr. | 2nd | 6-2  | 212 | Washingtonville, N.Y. / Washingtonville         |
| 40  | Mayne, Shawn          | DE   | So. | 3rd | 6-3  | 241 | Montreal, Que. / Vanier Prep                    |
| 41  | Cole, Ernest*         | CB   | So. | 3rd | 5-10 | 183 | Upper Marlboro, Md. / DeMatha Catholic          |
| 42  | Lawrence, Matt*       | TB   | So. | 2nd | 6-1  | 200 | Bloomfield, Conn. / Bloomfield                  |
| 43  | Henegan, Ryan         | LB   | Fr. | 2nd | 6-1  | 233 | Arlington, Texas / Nolan Catholic               |
| 44  | Caulley, Terry**      | TB   | Jr. | 3rd | 5-7  | 184 | Lusby, Md. / Patuxent                           |
| 45  | Williams, Julius      | LB   | Fr. | 1st | 6-2  | 231 | Decatur, Ga. / Towers                           |
| 46  | Murray, Dan*          | TE   | So. | 3rd | 6-5  | 247 | Gloucester, Mass. / Gloucester                  |
| 47  | Sowell, Taurien**     | LB   | Jr. | 4th | 6-1  | 225 | Bridgeport, Conn. / Bridgeport Central          |
| 48  | Lansanah, Danny       | LB   | Fr. | 2nd | 6-1  | 232 | Harrisburg, Pa. / Harrisburg                    |
| 52  | King, Tyler***        | DE   | Sr. | 5th | 6-5  | 267 | North Attleboro, Mass. / Avon (CT) Old Farms    |
| 53  | Blagman, Ray          | DT   | So. | 3rd | 6-3  | 309 | Roosevelt, N.Y. / Roosevelt                     |
| 54  | Markowski, Brian***   | OG   | Sr. | 5th | 6-2  | 289 | Carlstadt, N.J. / Paramus Catholic              |
| 55  | Thomas, Donald        | DT   | Fr. | 2nd | 6-3  | 264 | West Haven, Conn. / Career                      |
| 56  | Fox, Jeff***          | C    | Sr. | 4th | 6-2  | 305 | Plymouth Meeting, Pa. / Plymouth Whitemarsh     |
| 57  | Applebaum, Matt       | DT   | So. | 3rd | 6-4  | 290 | Yardley, Pa. / Pennsylvania                     |
| 58  | Irwin, Billy**        | C    | Sr. | 5th | 6-2  | 279 | Fairfax, Va. / Robinson Secondary               |
| 59  | Ward, Jason           | DE   | So. | 3rd | 6-3  | 259 | St. Hippolyte, Que. / John Abbott               |
| 60  | Rice, Ken             | OG   | Sr. | 4th | 6-1  | 268 | Franklin Square, N.Y. / Sewanhaka               |
| 61  | Hutcherson, Immanuel  | OG   | Fr. | 1st | 6-1  | 283 | Palatka, Fla. / Palatka                         |
| 62  | Diubac, T.J.          | OG   | Sr. | 3rd | 6-2  | 312 | Middlefield, Conn. / Coginchaug Reg. / Colorado |
| 63  | Anoai, Afa            | DT   | Fr. | 1st | 6-0  | 275 | Bethlehem, Pa. / Fork Union (VA) Military Acad. |
| 64  | Beatty, William       | OT   | Fr. | 1st | 6-5  | 264 | York, Pa. / William Penn                        |
| 65  | Lunn, Rob             | DT   | Fr. | 1st | 6-3  | 247 | Penfield, N.Y. / Penfield Central               |
| 67  | Shortell, Pat         | OT   | Fr. | 1st | 6-5  | 281 | West Hartford, Conn. / Hall                     |
| 69  | Tonsing, Trey         | C    | Fr. | 1st | 6-2  | 303 | Waldorf, Md. / Westlake                         |
| 70  | Manga, Aloys          | OT   | So. | 3rd | 6-7  | 316 | Duana, Cameroun / Master's School (CT)          |
| 71  | Wood, Matt            | OT   | Fr. | 1st | 6-4  | 281 | Lawrenceville, Ga. / Brookwood                  |
| 72  | Berry, Craig          | OG   | So. | 3rd | 6-5  | 315 | North Haledon, N.J. / Manchester Regional       |
| 73  | Krug, Ryan***         | OT   | Sr. | 5th | 6-4  | 319 | Pine Beach, N.J. / Toms River South             |
| 74  | Kodish, Michael       | OT   | Sr. | 4th | 6-5  | 296 | Coral Springs, Fla. / J.P. Taravella            |
| 75  | Kersman, Brian        | OG   | Fr. | 2nd | 6-5  | 284 | Lancaster, Pa. / Manheim Township               |
| 76  | McPhee, Deon**        | DT   | Jr. | 4th | 6-2  | 286 | Abaco, Bahamas / The Bolles School (FL)         |
| 77  | Borowski, Brendan     | OT   | Sr. | 4th | 6-4  | 295 | Cherry Hill, N.J. / Cherry Hill East            |
| 78  | Preston, Grant**      | OT   | Jr. | 4th | 6-5  | 298 | Mechanicsburg, Pa. / Mechanicsburg              |
| 80  | Williams, Jason**     | WR   | Jr. | 4th | 6-0  | 182 | McKeesport, Pa. / McKeesport                    |
| 81  | Dewar, Nollis         | WR   | Fr. | 1st | 6-3  | 177 | Windsor, Conn. / Windsor                        |
| 82  | Fogarty, Seth         | WR   | Fr. | 2nd | 6-0  | 196 | Morgantown, W. Va. / Morgantown                 |
| 83  | Young, Brandon**      | WR   | Jr. | 3rd | 6-0  | 197 | Morganza, Md. / Hargrave (VA) Military Acad.    |
| 84  | Sparks, Brian         | WR   | Sr. | 4th | 5-10 | 188 | Plainville, Conn. / Plainville                  |
| 85  | Sanchez, David*       | WR   | So. | 3rd | 5-8  | 179 | Windsor, Conn. / Enfield                        |
| 87  | Gaulden, Ellis        | WR   | Fr. | 1st | 6-2  | 176 | Tallahassee, Fla. / Godby                       |
| 88  | McLean, Brandon       | WR   | Fr. | 1st | 5-10 | 154 | New Haven, Conn. / Hyde Leadership              |
| 89  | Goryn, Ziggy          | TE   | So. | 3rd | 6-4  | 231 | Wayne, N.J. / Wayne Hills                       |
| 91  | Lassen, Tim**         | TE   | Sr. | 4th | 6-5  | 273 | Cheshire, Conn. / Cheshire                      |
| 92  | Baranowsky, John      | DE   | Fr. | 1st | 6-2  | 256 | Sudbury, Mass. / Hargrave Military (VA)         |
| 93  | Fuller, Rhema*        | DT   | So. | 3rd | 6-3  | 296 | Cocoa, Fla. / Cocoa                             |
| 94  | Vicidomino, Graig     | K    | So. | 2nd | 6-2  | 200 | Seymour, Conn. / Seymour                        |
| 96  | Mack, Gary            | DE   | Fr. | 2nd | 6-3  | 230 | Kingston, Pa. / Wyoming Seminary                |
| 97  | Ciaravino, Tony       | K    | Fr. | 1st | 6-1  | 214 | Boca Raton, Fla. / Boca Raton                   |
| 98  | Nuzie, Matt*          | K    | So. | 3rd | 5-11 | 200 | Trumbull, Conn. / Trumbull                      |
| 99  | Tucker, Nate          | DE   | Fr. | 1st | 6-3  | 244 | Rochester, Pa. / Rochester                      |

\* Indicates number of letters earned

## Coaching Staff

### Head Coach:

Randy Edsall (Syracuse, 1980)

### Offensive Coord./Centers/Guards:

Norries Wilson (Minnesota, 1989)

### Defensive Coord./Defensive Line:

Hank Hughes (Springfield, 1979)

### Quarterbacks:

Rob Ambrose (Towson State, 1993)

### Recruiting Coordinator/OLBs:

Lyndon Johnson (Connecticut, 1992)

### Defensive Backs:

Scott Lakatos (Western Conn., 1988)

### Wide Receivers:

Vinny Marino (Connecticut, 1992)

### Special Teams Coord./Tackles/TEs:

Dave McMichael (Bowling Green, 1974)

### Linebackers:

Todd Orlando (Wisconsin, 1994)

### Running Backs:

Terry Richardson (Syracuse, 1994)

### Offensive Graduate Assistant:

Jeff Larson (Connecticut, 2003)

### Defensive Graduate Assistant:

Joe Villapiano (Connecticut, 2003)

### Director of Football Operations:

Don Corzine (Indiana, 1998)

### Head Equipment Manager:

Larry Hare (Boston College, 1996)

### Head Athletic Trainer:

Bob Howard, MA, ATC (UConn, 1988)

### Team Physician:

Dr. Jeffrey Anderson, MD (North Park, 1986)

### Strength & Conditioning Coordinator

Jerry Martin (Syracuse, 1978)

### Director of Vidweo Services

Dave Kaplan (Northern Colorado, 1991)

## Pronunciations

Afa Anoai OFF-ah-an-oh-WHY-hee

John Baranowsky bara-NOW-ski

Tyvon Branch tie-VAWN

Tony Ciaravino chur-ah-vee-no

Matt Cutaia kuh-TIE-ah

Dan Desriveaux deh-rih-VOH

Nollis Dewar know-liss dew-er

T.J. Diubac dlu-back

M.J. Estep EE-step

Rhema Fuller RAY-mah

Quaneer Gaskins quah-NEER

Nick Graby gray-bee

Keron Henry kuh-RON

Kinnan Herriott keen-an hair-EE-ut

Shane Hussar hoo-SAR

Brian Kersman KERS-man

Ryan Krug crew-g

Danny Lansanah lan-san-ah

Dontá Moore don-tay

Matt Nuzie new-zee

Chris Pavasaris pah-vah-SARE-is

Jahi Smith jah-hee

Taurien Sowell soh-well

Graig Vicidomino greg vic-dom-in-oh

Jon Wholley who-LEE



# UConn Motor City Bowl Depth Chart

## OFFENSE

|               |                                            |
|---------------|--------------------------------------------|
| <b>WR:</b> 17 | <b>Matt Cutaia (Sr., 5-11, 188)</b>        |
| 80            | Jason Williams (Jr., 6-0, 182)             |
| <b>WR:</b> 1  | <b>Keron Henry (Sr., 6-2, 217)</b>         |
| 84            | Brian Sparks (Sr., 5-10, 188)              |
| <b>LT:</b> 73 | <b>Ryan Krug (Sr., 6-4, 319)</b>           |
| 74            | Michael Kodish (Sr., 6-5, 296)             |
| <b>LG:</b> 54 | <b>Brian Markowski (Sr., 6-2, 289)</b>     |
| 62            | T.J. Dlubac (Sr., 6-2, 312)                |
| <b>C:</b> 58  | <b>Billy Irwin (Sr., 6-2, 279)</b>         |
| 56            | Jeff Fox (Sr., 6-2, 305)                   |
| <b>RG:</b> 72 | <b>Craig Berry (So., 6-5, 315)</b>         |
| 75            | Brian Kersmanc (Fr., 6-5, 284)             |
| <b>RT:</b> 78 | <b>Grant Preston (Jr., 6-5, 298)</b>       |
| 77            | Brendan Borowski (Sr., 6-4, 295)           |
| <b>TE:</b> 46 | <b>Dan Murray (So., 6-5, 247)</b>          |
| 91            | Tim Lassen (Sr., 6-5, 273)                 |
| <b>QB:</b> 7  | <b>Dan Orlovsky (Sr., 6-5, 238)</b>        |
| 16            | Matt Bonislawski (So., 6-4, 203)           |
| <b>TB:</b> 33 | <b>Cornell Brockington (So., 6-0, 203)</b> |
| 34            | Chris Bellamy (Sr., 6-1, 206)              |
| <b>FB:</b> 30 | <b>Deon Anderson (Jr., 5-10, 240)</b>      |
| 8             | Sam Dorvil (So., 5-11, 245)                |

## DEFENSE

|                |                                        |
|----------------|----------------------------------------|
| <b>DE:</b> 40  | <b>Shawn Mayne (So., 6-3, 241)</b>     |
| 6              | Dan Davis (Fr., 6-1, 257)              |
| <b>DT:</b> 76  | <b>Deon McPhee (Jr., 6-2, 286)</b>     |
| 63             | Afa Anoa'i (Fr., 6-0, 275)             |
| <b>DT:</b> 93  | <b>Rhema Fuller (So., 6-3, 296)</b>    |
| 53             | Ray Blagman (So., 6-3, 309)            |
| <b>DE:</b> 52  | <b>Tyler King (Sr., 6-5, 267)</b>      |
| 59             | Jason Ward (So., 6-3, 259)             |
| <b>SLB:</b> 32 | <b>James Hargrave (Jr., 5-11, 228)</b> |
| 20             | Kinnan Herriott (Sr., 5-11, 227)       |
| <b>MLB:</b> 9  | <b>Alfred Fincher (Sr., 6-1, 240)</b>  |
| 47             | Taurien Sowell (Jr., 6-1, 225)         |
| <b>WLB:</b> 11 | <b>Maurice Lloyd (Sr., 5-11, 232)</b>  |
| 48             | Danny Lansanah (Fr., 6-1, 232)         |
| <b>LCB:</b> 2  | <b>Justin Perkins (Sr., 5-11, 184)</b> |
| 10             | Marvin Taylor (Fr., 5-11, 179)         |
| <b>FS:</b> 35  | <b>M.J. Estep (So., 6-0, 191)</b>      |
| 38             | Ricky McCollum (Fr., 6-2, 212)         |
| <b>SS:</b> 12  | <b>John Fletcher (Sr., 5-9, 187)</b>   |
| 21             | Dontá Moore (So., 6-1, 197)            |
| <b>RCB:</b> 41 | <b>Ernest Cole (So., 5-10, 183)</b>    |
| 29             | Tyvon Branch (Fr., 5-11, 185)          |

## SPECIAL TEAMS

|               |                                         |               |                                      |
|---------------|-----------------------------------------|---------------|--------------------------------------|
| <b>PK:</b> 98 | <b>Matt Nuzie (So., 5-11, 200)</b>      | <b>LS:</b> 56 | <b>Jeff Fox (Sr., 6-2, 305)</b>      |
| 97            | Tony Ciaravino (Fr., 6-1, 214)          | 75            | Brian Kersmanc (Fr., 6-5, 284)       |
| <b>P:</b> 37  | <b>Shane Hussar (Fr., 5-10, 188)</b>    | <b>KR:</b> 42 | <b>Matt Lawrence (So., 6-1, 200)</b> |
| 6             | Chris Pavasaris (So., 6-3, 216)         | 24            | Larry Taylor (Fr., 5-6, 157)         |
| <b>H:</b> 16  | <b>Matt Bonislawski (So., 6-4, 203)</b> | <b>PR:</b> 24 | Larry Taylor (Fr., 5-6, 157)         |
| 13            | Shane Fogarty (So., 6-3, 240)           | 88            | Brandon McLean (Fr., 5-10, 154)      |


## 2004 Game-By-Game Starters

| Game              | WR     | WR    | LT     | LG        | C     | RG    | RT      | TE            | QB       | TB          | FB            |
|-------------------|--------|-------|--------|-----------|-------|-------|---------|---------------|----------|-------------|---------------|
| Murray State      | Cutaia | Henry | Krug   | Markowski | Irwin | Berry | Preston | Murray        | Orlovsky | Lawrence    | Lassen (TE)   |
| Duke              | Cutaia | Henry | Krug   | Markowski | Irwin | Berry | Preston | Murray        | Orlovsky | Lawrence    | Williams (WR) |
| at Boston College | Cutaia | Henry | Krug   | Markowski | Irwin | Berry | Preston | Williams (WR) | Orlovsky | Brockington | Anderson      |
| Army              | Cutaia | Henry | Kodish | Markowski | Irwin | Berry | Preston | Murray        | Orlovsky | Brockington | Williams (WR) |
| Pittsburgh        | Cutaia | Henry | Krug   | Markowski | Irwin | Berry | Preston | Murray        | Orlovsky | Brockington | Dorvil        |
| West Virginia     | Cutaia | Henry | Krug   | Markowski | Irwin | Berry | Preston | Murray        | Orlovsky | Brockington | Anderson      |
| Temple            | Cutaia | Henry | Krug   | Markowski | Irwin | Berry | Preston | Murray        | Orlovsky | Brockington | Lassen (TE)   |
| at Syracuse       | Cutaia | Henry | Krug   | Markowski | Irwin | Berry | Preston | Murray        | Orlovsky | Brockington | Williams (WR) |
| at Georgia Tech   | Cutaia | Henry | Krug   | Markowski | Irwin | Berry | Preston | Murray        | Orlovsky | Brockington | Williams (WR) |
| Buffalo           | Cutaia | Henry | Krug   | Markowski | Irwin | Berry | Preston | Murray        | Orlovsky | Brockington | Williams (WR) |
| at Rutgers        | Cutaia | Henry | Krug   | Markowski | Irwin | Berry | Preston | Murray        | Orlovsky | Brockington | Anderson      |
| vs. Toledo        | Cutaia | Henry | Krug   | Markowski | Irwin | Berry | Preston | Murray        | Orlovsky | Brockington | Williams (WR) |

| Game              | DE    | DT      | DT     | DE   | OLB      | ILB     | ILB   | CB      | FS       | SS    | CB     |
|-------------------|-------|---------|--------|------|----------|---------|-------|---------|----------|-------|--------|
| Murray State      | Mayne | McPhee  | Fuller | King | Hargrave | Fincher | Lloyd | Perkins | Fletcher | Estep | Cole   |
| Duke              | Mayne | McPhee  | Fuller | King | Hargrave | Fincher | Lloyd | Perkins | Fletcher | Estep | Cole   |
| at Boston College | Mayne | McPhee  | Fuller | King | Hargrave | Fincher | Lloyd | Perkins | Fletcher | Estep | Cole   |
| Army              | Mayne | McPhee  | Fuller | King | Hargrave | Fincher | Lloyd | Perkins | Fletcher | Estep | Barnes |
| Pittsburgh        | Mayne | McPhee  | Fuller | King | Hargrave | Fincher | Lloyd | Perkins | Fletcher | Estep | Barnes |
| West Virginia     | Mayne | McPhee  | Fuller | Ward | Hargrave | Fincher | Lloyd | Perkins | Fletcher | Estep | Barnes |
| Temple            | Mayne | McPhee  | Fuller | Ward | Hargrave | Fincher | Lloyd | Perkins | Fletcher | Estep | Cole   |
| at Syracuse       | Mayne | McPhee  | Fuller | Ward | Hargrave | Fincher | Lloyd | Perkins | Fletcher | Estep | Cole   |
| at Georgia Tech   | Mayne | McPhee  | Fuller | Ward | Hargrave | Fincher | Lloyd | Perkins | Fletcher | Estep | Branch |
| Buffalo           | Mayne | Blagman | Fuller | Ward | Hargrave | Fincher | Lloyd | Perkins | Fletcher | Estep | Cole   |
| at Rutgers        | Mayne | McPhee  | Fuller | Ward | Hargrave | Fincher | Lloyd | Perkins | Fletcher | Estep | Cole   |
| vs. Toledo        | Mayne | McPhee  | Fuller | King | Hargrave | Fincher | Lloyd | Perkins | Fletcher | Estep | Cole   |



# YEAR IN REVIEW



## GAME # 1 • SEPTEMBER 4, 2004



# 52

CONNECTICUT



# 14

MURRAY STATE

RENTSCHLER FIELD • EAST HARTFORD, CT

## CONNECTICUT INDIVIDUAL STATISTICS

| Rushing             | Att      | Gain  | Lost    | Net  | TD   | LG |
|---------------------|----------|-------|---------|------|------|----|
| Lawrence            | 18       | 79    | 3       | 76   | 1    | 11 |
| Brockington         | 9        | 24    | 3       | 21   | 0    | 6  |
| Orlovsky            | 3        | 16    | 0       | 16   | 0    | 10 |
| Bellamy             | 5        | 12    | 0       | 12   | 0    | 4  |
| McLean              | 1        | 9     | 0       | 9    | 0    | 9  |
| Wholley             | 1        | 8     | 0       | 8    | 0    | 8  |
| Anderson            | 3        | 2     | 0       | 2    | 0    | 1  |
| Passing             | Att      | Comp  | INT     | Yds  | TD   | LG |
| Orlovsky            | 29       | 19    | 2       | 382  | 5    | 80 |
| Bonislawski         | 3        | 1     | 0       | 4    | 0    | 4  |
| Receiving           | No.      | Yds   | TD      | LG   |      |    |
| Williams            | 4        | 128   | 2       | 80   |      |    |
| Murray              | 4        | 92    | 1       | 61   |      |    |
| Lawrence            | 4        | 47    | 1       | 34   |      |    |
| Henry               | 3        | 71    | 1       | 31   |      |    |
| Cutaia              | 3        | 26    | 0       | 12   |      |    |
| Brockington         | 2        | 22    | 0       | 14   |      |    |
| Punting             | No.      | Yds   | AVG     | LG   | In20 |    |
| Pavasaris           | 2        | 75    | 37.5    | 40   | 1    |    |
| Hussar              | 3        | 94    | 31.3    | 38   | 1    |    |
| Returns             | PR       | KOR   | INTR    |      |      |    |
| Fincher             | —        | —     | 1-16    |      |      |    |
| Taylor              | 5-74     | —     | —       |      |      |    |
| Branch              | —        | 1-28  | —       |      |      |    |
| Field Goal Attempts | 4th      | 2:40  | 22 yds. | Good |      |    |
| Nuzie               | —        | —     | —       | —    |      |    |
| Defense             | UT-AT-TT | TFL   | S       | Int. | CF   | RF |
| Fletcher            | 1-9-10   | 1.5-2 | —       | —    | —    | —  |
| King                | 2-5-7    | 3-11  | —       | —    | —    | —  |
| Lloyd               | 2-5-7    | 1.5-5 | —       | —    | —    | —  |
| Fincher             | 1-6-7    | 1-4   | —       | 1    | —    | —  |

## UConn STARTERS & PARTICIPANTS

| OFFENSIVE STARTERS | DEFENSIVE STARTERS |
|--------------------|--------------------|
| WR 17 CUTAIA       | DE 52 KING         |
| WR 1 HENRY         | DT 76 McPHEE       |
| LT 73 KRUG         | DT 93 FULLER       |
| LG 54 MARKOWSKI    | DE 40 MAYNE        |
| C 58 IRWIN         | SLB 32 HARGRAVE    |
| RG 72 BERRY        | MLB 9 FINCHER      |
| RT 78 PRESTON      | WLB 11 LLOYD       |
| TE 46 MURRAY       | CB 2 PERKINS       |
| TE 91 LASSEN       | SS 12 FLETCHER     |
| QB 7 ORLOVSKY      | FS 35 ESTEP        |
| TB 42 LAWRENCE     | CB 41 COLE         |

**TOTAL PARTICIPANTS (56)**— 1 Henry, 2 Perkins, 3 Desriveaux, 4 Stanback, 6 Pavasaris, 7 Orlovsky, 8 Dorvil, 9 Fincher, 10, M. Taylor, 11 Lloyd, 12 Fletcher, 16 Bonislawski, 17 Cutaia, 20 Herriott, 21 Moore, 24 L. Taylor, 26 Barnes, 27 Ja. Smith, 29 Branch, 30 Anderson, 31 Wholley, 32 Hargrave, 33 Brockington, 34 Bellamy, 35 Estep, 37 Hussar, 40 Mayne, 41 Cole, 42 Lawrence, 43 Henegan, 45 Ju. Williams, 46 Murray, 47 Sowell, 48 Lansanah, 52 King, 53 Blagman, 54 Markowski, 56 Fox, 57 Applebaum, 58 Irwin, 59 Ward, 62 Dlubac, 63 Anoa'i, 72 Berry, 73 Krug, 76 McPhee, 78 Preston, 80 Ja. Williams, 82 Se. Fogarty, 84 Sparks, 88 McLean, 91 Lassen, 93 Fuller, 94 Vicidomino, 96 Mack, 98 Nuzie.

## TEAM STATISTICS

|                              | MSU        | UC         |
|------------------------------|------------|------------|
| <b>FIRST DOWNS</b>           | <b>10</b>  | <b>23</b>  |
| Rushing                      | 5          | 7          |
| Passing                      | 4          | 15         |
| Penalty                      | 1          | 1          |
| Rushing Attempts             | 39         | 40         |
| Yards Gained Rushing         | 130        | 150        |
| Yards Lost Rushing           | 54         | 6          |
| <b>NET YARDS RUSHING</b>     | <b>76</b>  | <b>144</b> |
| <b>NET YARDS PASSING</b>     | <b>91</b>  | <b>386</b> |
| Passes Attempted             | 19         | 32         |
| Passes Completed             | 7          | 20         |
| Had Intercepted              | 1          | 2          |
| <b>TOTAL OFFENSIVE PLAYS</b> | <b>58</b>  | <b>72</b>  |
| <b>TOTAL NET YARDS</b>       | <b>167</b> | <b>530</b> |
| Avg. Gain Per Play           | 2.9        | 7.4        |
| Fumbles: No.-Lost            | 1-0        | 2-0        |
| Penalties: No.-Yds.          | 2-20       | 5-45       |
| No. of Punts-Yards           | 11-393     | 5-169      |
| Avg. Per Punt                | 35.7       | 33.8       |
| Punt Returns- No.-Yds.       | 1-3        | 5-74       |
| Kickoff Returns: No.-Yds.    | 7-169      | 1-28       |
| Interceptions: No.-Yds.      | 2-2        | 1-16       |
| Fumble Returns: No.-Yds      | 0-0        | 0-0        |
| Miscellaneous Yards          | 0          | 0          |
| Possession Time              | 28:27      | 31:33      |
| 3rd Down Conversions         | 1 of 13    | 7 of 15    |
| 4th Down Conversions         | 0 of 0     | 2 of 2     |

|                    |   |   |    |    |    |    |
|--------------------|---|---|----|----|----|----|
| Murray State (0-1) | 7 | 7 | 0  | 0  | -- | 14 |
| UConn (1-0)        | 7 | 7 | 28 | 10 | -- | 52 |

### FIRST QUARTER

UC-Matt Lawrence 34 pass from Dan Orlovsky (Matt Nuzie kick), 11:16 (9 plays, 72 yards, 3:44)

MSU-Nick Turner 3 run (Morgan Riley kick), 9:15 (7 plays, 73 yards, 2:01)

### SECOND QUARTER

UC-Lawrence 3 run (Nuzie kick), 9:03 (15 plays, 66 yards, 5:42)

MSU-Turner 94 kickoff return (Riley kick), 8:48

### THIRD QUARTER

UC-Jason Williams 40 pass from Orlovsky (Nuzie kick), 11:44 (4 plays, 54 yards, 1:34)

UC-Keron Henry 31 pass from Orlovsky (Nuzie kick), 7:16 (7 plays, 78 yards, 3:27)

UC-Williams 80 pass from Orlovsky (Nuzie kick), 5:44 (1 play, 80 yards, 0:11)

UC-Dan Murray 61 pass from Orlovsky (Nuzie kick), 0:00 (4 plays, 79 yards, 1:35)

### FOURTH QUARTER

UC-Alfred Fincher 16 interception return (Nuzie kick), 7:35

UC-Nuzie 22 field goal, 2:40 (4 plays, 7 yards, 2:20)

**Attendance-- 35,129**

**EAST HARTFORD, CT--** Senior quarterback Dan Orlovsky tied his career-high with 382 yards passing and five touchdowns, as the University of Connecticut outscored Murray State, 52-14, Saturday before a season-opening crowd of 35,129 at Rentschler Field.

The win increased UConn's winning streak to six, dating back to last season. The Racers slipped to 1-1 with the loss. It is the most points UConn has ever scored in a season opener.

The game was actually tied 14-14 at half, but the Huskies exploded for four unanswered touchdowns in the third quarter to blow the game open. Orlovsky threw four touchdown passes in a 12-minute span to close out the quarter. He finished with 19 completions in 29 attempts, with the five touchdowns and two interceptions. His 382 passing yards equaled his career-best and his five touchdowns tied the school-record five he threw last season at Army and against Akron.

Orlovsky started his senior campaign off right, leading the Huskies down the field on a 72-yard drive after the opening kickoff. Orlovsky completed three of five on the opening drive, connecting with sophomore tailback Matt Lawrence on a 34-yard touchdown catch and run. The scoring toss marked the 25th consecutive contest in which Orlovsky had thrown a touchdown.


Murray State answered right back, marching down the field, scoring on a three-yard run by tailback Nick Turner.

After a few changes in possessions, Lawrence (18 carries, 76 yards) ran in from the three to cap a 15-play, 66-yard drive, early in the second quarter to give the Huskies a 14-7 lead. The lead was short-lived, as Turner returned the ensuing kickoff 94 yards for the tying score. The Racers had an opportunity to take the lead later in the period, but senior defensive end Tyler King blocked a 47-yard field goal attempt by Murray State's Morgan Riley.

The second half saw a totally different UConn squad as Orlovsky quickly gave UConn a lead it would never relinquish.

## MURRAY STATE INDIVIDUAL LEADERS

| Rushing             | Att      | Gain  | Lost    | Net     | TD   | LG |
|---------------------|----------|-------|---------|---------|------|----|
| Lane                | 10       | 44    | 5       | 39      | 0    | 15 |
| Cook                | 10       | 30    | 11      | 19      | 0    | 8  |
| Turner              | 13       | 36    | 21      | 15      | 1    | 17 |
| Fisher              | 1        | 12    | 0       | 12      | 0    | 12 |
| Passing             | Att      | Comp  | INT     | Yds     | TD   | LG |
| Fisher              | 8        | 5     | 0       | 78      | 0    | 34 |
| Salyer              | 6        | 1     | 0       | 2       | 0    | 2  |
| Nixon               | 4        | 1     | 1       | 11      | 0    | 11 |
| Turner              | 1        | 0     | 0       | 0       | 0    | 0  |
| Receiving           | No.      | Yds   | TD      | LG      |      |    |
| Rumley              | 2        | 53    | 0       | 34      |      |    |
| Turner              | 2        | 7     | 0       | 7       |      |    |
| St. Louis           | 1        | 18    | 0       | 18      |      |    |
| Punting             | No.      | Yds   | AVG     | LG      | In20 |    |
| Gaither             | 11       | 393   | 35.7    | 50      | 0    |    |
| Returns             | PR       | KOR   | INTR    |         |      |    |
| Turner              | 1-3      | 4-132 | —       |         |      |    |
| Lane                | —        | 2-25  | —       |         |      |    |
| Whitaker            | —        | —     | 1-2     |         |      |    |
| Gallishaw           | —        | —     | 1-0     |         |      |    |
| Odoms               | —        | 1-12  | —       |         |      |    |
| Field Goal Attempts | 2nd      | 1:27  | 47 yds. | Blocked |      |    |
| Riley               | —        | —     | —       | —       |      |    |
| Defense             | UT-AT-TT | TFL   | S       | Int.    | CF   | RF |
| McClain             | 0-12-12  | —     | —       | —       | —    | —  |
| Ryan                | 2-9-11   | —     | —       | —       | —    | —  |
| Godson              | 2-7-9    | —     | —       | —       | —    | —  |



**GAME # 2 • SEPTEMBER 11, 2004**



**22**



**20**

**CONNECTICUT**

**DUKE**

**RENTSCHLER FIELD • EAST HARTFORD, CT**

**CONNECTICUT  
INDIVIDUAL STATISTICS**

| Rushing             | Att      | Gain  | Lost    | Net    | TD   | LG |
|---------------------|----------|-------|---------|--------|------|----|
| Brockington         | 20       | 79    | 1       | 78     | 1    | 8  |
| Lawrence            | 9        | 30    | 0       | 30     | 0    | 6  |
| Williams            | 1        | 17    | 0       | 17     | 0    | 17 |
| Team                | 1        | 0     | 3       | -3     | 0    | 0  |
| Orlovsky            | 4        | 3     | 13      | -10    | 0    | 3  |
| Passing             | Att      | Comp  | INT     | Yds    | TD   | LG |
| Orlovsky            | 34       | 23    | 1       | 290    | 0    | 45 |
| Receiving           | No.      | Yds   | TD      | LG     |      |    |
| Henry               | 8        | 112   | 0       | 31     |      |    |
| Cutaia              | 6        | 82    | 0       | 23     |      |    |
| Williams            | 6        | 72    | 0       | 45     |      |    |
| Lawrence            | 1        | 14    | 0       | 14     |      |    |
| Sparks              | 1        | 7     | 0       | 7      |      |    |
| Brockington         | 1        | 3     | 0       | 3      |      |    |
| Punting             | No.      | Yds   | AVG     | LG     | In20 |    |
| Hussar              | 3        | 118   | 39.3    | 47     | 1    |    |
| Returns             | PR       | KOR   | INTR    |        |      |    |
| Taylor              | 3-13     | —     | —       |        |      |    |
| Barnes              | —        | 2-38  | —       |        |      |    |
| Branch              | —        | 3-52  | —       |        |      |    |
| Perkins             | —        | —     | 1-27    |        |      |    |
| Field Goal Attempts | Att      | Yds   | AVG     | LG     | In20 |    |
| Nuzie               | 1st      | 11:20 | 26 yds. | Missed |      |    |
| Nuzie               | 1st      | 5:57  | 21 yds. | Good   |      |    |
| Nuzie               | 3rd      | 6:41  | 23 yds. | Good   |      |    |
| Nuzie               | 4th      | 3:40  | 21 yds. | Good   |      |    |
| Defense             | UT-AT-TT | TFL   | S       | Int.   | CF   | RF |
| Fincher             | 6-7-13   | 1-1   | —       | —      | 1    | 1  |
| Lloyd               | 6-3-9    | 2-22  | 1-11    | —      | —    | —  |
| Hargrave            | 4-3-7    | 1-11  | 1-11    | —      | —    | —  |
| Estep               | 4-3-7    | —     | —       | —      | —    | —  |

**UCONN STARTERS & PARTICIPANTS**

| OFFENSIVE STARTERS | DEFENSIVE STARTERS |
|--------------------|--------------------|
| WR 17 CUTAIA       | DE 52 KING         |
| WR 1 HENRY         | DT 76 McPHEE       |
| WR 80 WILLIAMS     | DT 93 FULLER       |
| LT 73 KRUG         | DE 40 MAYNE        |
| LG 54 MARKOWSKI    | SLB 32 HARGRAVE    |
| C 58 IRWIN         | MLB 9 FINCHER      |
| RG 72 BERRY        | WLB 11 LLOYD       |
| RT 78 PRESTON      | CB 2 PERKINS       |
| TE 46 MURRAY       | SS 12 FLETCHER     |
| QB 7 ORLOVSKY      | FS 35 ESTEP        |
| TB 42 LAWRENCE     | CB 41 COLE         |

**TOTAL PARTICIPANTS (49)**-- 1 Henry, 2 Perkins, 7 Orlovsky, 8 Dorvil, 9 Fincher, 10, M. Taylor, 11 Lloyd, 12 Fletcher, 16 Bonislawski, 17 Cutaia, 20 Herriott, 21 Moore, 24 L.Taylor, 26 Barnes, 27 Ja. Smith, 29 Branch, 30 Anderson, 31 Wholley, 32 Hargrave, 33 Brockington, 34 Bellamy, 35 Estep, 37 Hussar, 40 Mayne, 41 Cole, 42 Lawrence, 43 Henegan, 45 Ju. Williams, 46 Murray, 47 Sowell, 48 Lansanah, 52 King, 54 Markowski, 56 Fox, 57 Applebaum, 58 Irwin, 59 Ward, 63 Anoi, 72 Berry, 73 Krug, 76 McPhee, 78 Preston, 80 Ja. Williams, 82 Se. Fogarty, 84 Sparks, 88 McLean, 91 Lassen, 93 Fuller, 98 Nuzie.

**TEAM STATISTICS**

|                              | DUKE       | UC         |
|------------------------------|------------|------------|
| <b>FIRST DOWNS</b>           | <b>12</b>  | <b>14</b>  |
| Rushing                      | 3          | 1          |
| Passing                      | 8          | 13         |
| Penalty                      | 1          | 1          |
| Rushing Attempts             | 32         | 35         |
| Yards Gained Rushing         | 90         | 129        |
| Yards Lost Rushing           | 43         | 17         |
| <b>NET YARDS RUSHING</b>     | <b>47</b>  | <b>112</b> |
| <b>NET YARDS PASSING</b>     | <b>193</b> | <b>290</b> |
| Passes Attempted             | 29         | 34         |
| Passes Completed             | 16         | 23         |
| Had Intercepted              | 1          | 1          |
| <b>TOTAL OFFENSIVE PLAYS</b> | <b>61</b>  | <b>69</b>  |
| <b>TOTAL NET YARDS</b>       | <b>245</b> | <b>402</b> |
| Avg. Gain Per Play           | 4.0        | 5.8        |
| Fumbles: No.-Lost            | 1-1        | 1-1        |
| Penalties: No.-Yds.          | 5-40       | 6-69       |
| No. of Punts-Yards           | 5-215      | 3-118      |
| Avg. Per Punt                | 43.0       | 39.3       |
| Punt Returns- No.-Yds.       | 1-5        | 3-13       |
| Kickoff Returns: No.-Yds.    | 6-89       | 5-90       |
| Interceptions: No.-Yds.      | 1-62       | 1-27       |
| Fumble Returns: No.-Yds      | 0-0        | 0-0        |
| Miscellaneous Yards          | 0          | 0          |
| Possession Time              | 26:40      | 33:20      |
| 3rd Down Conversions         | 6 of 13    | 6 of 16    |
| 4th Down Conversions         | 1 of 1     | 1 of 2     |

| Duke (0-2)  | 7 | 6 | 7 | 0  | -- | 20 |
|-------------|---|---|---|----|----|----|
| UConn (2-0) | 3 | 0 | 3 | 16 | -- | 22 |

**FIRST QUARTER**  
UC-Matt Nuzie 21 field goal, 5:57 (9 plays, 32 yards, 4:00)  
DU-John Talley 62 interception return (Matt Brooks kick), 2:55

**SECOND QUARTER**  
DU-Brooks 24 field goal, 12:05 (9 plays, 53 yards, 3:13)  
DU-Brooks 36 field goal, 8:20 (6 plays, 23 yards, 1:54)

**THIRD QUARTER**  
UC-Nuzie 23 field goal, 6:41 (9 plays, 75 yards, 4:28)  
DU-Calen Powell 2 pass from Chris Dapolito (Brooks kick), 2:00 (9 plays, 71 yards, 4:41)

**FOURTH QUARTER**  
UC-Cornell Brockington 1 run (Nuzie kick), 11:05 (13 plays, 71 yards, 5:55)  
UC-Justin Perkins 27 interception return (Nuzie kick blocked), 10:14  
UC-Nuzie 21 field goal, 3:40 (8 plays, 67 yards, 4:31)

**Attendance-- 40,000**

**EAST HARTFORD, CT--** Sophomore place kicker Matt Nuzie made a game-winning 21-yard field goal with 3:40 to play in the game to cap a 16-point fourth quarter rally as the University of Connecticut defeated Duke, 22-20, Saturday afternoon before a sellout crowd of 40,000 at Rentschler Field.

The win improves the Huskies' record on the campaign to 2-0, and stretches their winning to seven dating back to last season.

UConn trailed 20-6 at the end of the third quarter before the Huskies staged their fourth quarter dramatics. Sophomore running back Cornell Brockington capped a 13-play, 71-yard drive with a one-yard touchdown run with 11:05 to play in the game.

On the next possession, senior cornerback Justin Perkins intercepted a pass from Chris Dapolito and raced 27 yards for the touchdown. However, Nuzie's extra point attempt was blocked by Casey Camero, leaving the score at 20-19, Blue Devils, with 10:14 to play. After a Duke punt, senior quarterback Dan Orlovsky hit junior wide receiver Jason Williams with a 45-yard catch and run to set up Nuzie's game-winning kick.

Duke had a chance to win the game but Matt Brooks' 36-yard field goal attempt was wide left with six seconds to play.


Orlovsky finished the game with 290 yards passing, but saw his consecutive game streak with at least one touchdown pass stop at 25. Senior wide receiver Keron Henry set career highs with eight receptions and 112 receiving yards. Senior wide receiver Matt Cutaia also set career bests with 82 yards receiving on six catches. The Huskies squandered some opportunities early on scoring just six points on their first three drives into the red zone. Nuzie missed a 26-yard field goal attempt on the Huskies' initial possession. On the second UConn possession, the Huskies had a first and goal from the seven, but had to settle for a 21-yard field goal by Nuzie. John Talley intercepted Orlovsky and returned it 62 yards for the games first touchdown late in the first quarter.

**DUKE  
INDIVIDUAL LEADERS**

| Rushing             | Att      | Gain  | Lost    | Net    | TD   | LG |
|---------------------|----------|-------|---------|--------|------|----|
| Fryer               | 20       | 49    | 4       | 45     | 0    | 11 |
| Dukes               | 1        | 16    | 0       | 16     | 0    | 16 |
| Elliott             | 1        | 4     | 0       | 4      | 0    | 4  |
| Passing             | Att      | Comp  | INT     | Yds    | TD   | LG |
| Dapolito            | 21       | 12    | 1       | 138    | 1    | 47 |
| Schneider           | 8        | 4     | 0       | 55     | 0    | 23 |
| Receiving           | No.      | Yds   | TD      | LG     |      |    |
| McCormick           | 4        | 40    | 0       | 26     |      |    |
| Elliott             | 3        | 46    | 0       | 23     |      |    |
| Thompson            | 2        | 29    | 0       | 16     |      |    |
| Fryer               | 2        | 11    | 0       | 8      |      |    |
| Punting             | No.      | Yds   | AVG     | LG     | In20 |    |
| McDonald            | 4        | 176   | 44.0    | 54     | 0    |    |
| Brooks              | 1        | 39    | 39.0    | 39     | 1    |    |
| Returns             | PR       | KOR   | INTR    |        |      |    |
| Roland              | —        | 1-1   | —       |        |      |    |
| Pastore             | 1-5      | —     | —       |        |      |    |
| Talley              | —        | —     | 1-62    |        |      |    |
| Landrum             | —        | 5-88  | —       |        |      |    |
| Field Goal Attempts | Att      | Yds   | AVG     | LG     | In20 |    |
| Brooks              | 2nd      | 12:05 | 24 yds. | Good   |      |    |
| Brooks              | 2nd      | 8:20  | 36 yds. | Good   |      |    |
| Brooks              | 4th      | 0:06  | 36 yds. | Missed |      |    |
| Defense             | UT-AT-TT | TFL   | S       | Int.   | CF   | RF |
| Green               | 2-8-10   | —     | —       | —      | —    | —  |
| Greene              | 1-8-9    | —     | —       | —      | —    | 1  |
| Kitchen             | 3-5-8    | 2-6   | 1-5     | —      | —    | —  |




# YEAR IN REVIEW



## GAME # 3 • SEPTEMBER 17, 2004



# 7



# 27

**CONNECTICUT****BOSTON COLLEGE****ALUMNI STADIUM • CHESTNUT HILL, MA**

## CONNECTICUT INDIVIDUAL STATISTICS

| Rushing             | Att      | Gain | Lost    | Net    | TD   | LG |
|---------------------|----------|------|---------|--------|------|----|
| Brockington         | 24       | 114  | 9       | 105    | 1    | 16 |
| Bellamy             | 1        | 2    | 0       | 2      | 0    | 2  |
| McLean              | 1        | 1    | 0       | 1      | 0    | 1  |
| Orlovsky            | 3        | 9    | 19      | -10    | 0    | 9  |
| Passing             | Att      | Comp | INT     | Yds    | TD   | LG |
| Orlovsky            | 32       | 22   | 1       | 193    | 0    | 21 |
| Receiving           | No.      | Yds  | TD      | LG     |      |    |
| Brockington         | 5        | 40   | 0       | 11     |      |    |
| Cutaia              | 4        | 50   | 0       | 17     |      |    |
| Henry               | 4        | 21   | 0       | 8      |      |    |
| Sparks              | 3        | 20   | 0       | 8      |      |    |
| Anderson            | 3        | 14   | 0       | 5      |      |    |
| Murray              | 2        | 27   | 0       | 19     |      |    |
| Williams            | 1        | 21   | 0       | 21     |      |    |
| Punting             | No.      | Yds  | AVG     | LG     | In20 |    |
| Hussar              | 5        | 171  | 34.2    | 40     | 1    |    |
| Returns             | PR       | KOR  | INTR    |        |      |    |
| Taylor              | 2-26     | —    | —       |        |      |    |
| Barnes              | —        | 2-22 | —       |        |      |    |
| Branch              | —        | 2-36 | —       |        |      |    |
| Perkins             | —        | —    | 1-0     |        |      |    |
| Field Goal Attempts |          |      |         |        |      |    |
| Nuzie               | 3rd      | 6:17 | 31 yds. | Missed |      |    |
| Defense             | UT-AT-TT | TFL  | S       | Int.   | CF   | RF |
| Lloyd               | 6-6-12   | 2-2  |         |        |      |    |
| Estep               | 7-1-8    |      |         |        |      |    |
| King                | 5-3-8    | 3-8  |         |        |      |    |
| Fincher             | 4-3-7    |      |         |        |      |    |
| Fletcher            | 5-1-6    | 1-1  |         |        |      |    |

## UCONN STARTERS & PARTICIPANTS

| OFFENSIVE STARTERS | DEFENSIVE STARTERS |
|--------------------|--------------------|
| WR 17 CUTAIA       | DE 52 KING         |
| WR 1 HENRY         | DT 76 MCPHEE       |
| WR 80 WILLIAMS     | DT 93 FULLER       |
| LT 73 KRUG         | DE 40 MAYNE        |
| LG 54 MARKOWSKI    | SLB 32 HARGRAVE    |
| C 58 IRWIN         | MLB 9 FINCHER      |
| RG 72 BERRY        | WLB 11 LLOYD       |
| RT 78 PRESTON      | CB 2 PERKINS       |
| QB 7 ORLOVSKY      | SS 12 FLETCHER     |
| TB 33 BROCKINGTON  | FS 35 ESTEP        |
| FB 30 ANDERSON     | CB 41 COLE         |

**TOTAL PARTICIPANTS (47)**-- 1 Henry, 2 Perkins, 7 Orlovsky, 8 Dorvil, 9 Fincher, 10, M. Taylor, 11 Lloyd, 12 Fletcher, 16 Bonislawski, 17 Cutaia, 20 Herriott, 21 Moore, 24 L.Taylor, 26 Barnes, 27 Ja. Smith, 29 Branch, 30 Anderson, 32 Hargrave, 33 Brockington, 34 Bellamy, 35 Estep, 37 Hussar, 40 Mayne, 41 Cole, 43 Henegan, 45 Ju. Williams, 46 Murray, 48 Lansanah, 52 King, 54 Markowski, 56 Fox, 57 Applebaum, 58 Irwin, 59 Ward, 63 Anoai, 72 Berry, 73 Krug, 74 Kodish, 76 McPhee, 78 Preston, 80 Ja. Williams, 82 Se. Fogarty, 84 Sparks, 88 McLean, 91 Lassen, 93 Fuller, 98 Nuzie.

|                    |   |    |   |    |    |    |
|--------------------|---|----|---|----|----|----|
| UConn (2-1)        | 0 | 7  | 0 | 0  | -- | 7  |
| Boston Coll. (3-0) | 7 | 10 | 0 | 10 | -- | 27 |

**FIRST QUARTER**  
 BC-Joel Hazard 12 pass from Paul Peterson (Ryan Ohliger kick), 14:12 (2 plays, 13 yards, 0:48)  
**SECOND QUARTER**  
 BC-Ohliger 42 field goal, 11:44 (12 plays, 62 yards, 5:48)  
 BC-Andre Callender 1 run (Ohliger kick), 4:27 (10 plays, 79 yards, 3:35)  
 UC-Cornell Brockington 7 run (Matt Nuzie kick), 0:50 (9 plays, 79 yards, 3:37)  
**FOURTH QUARTER**  
 BC-Grant Adams 34 pass from Peterson (Ohliger kick), 12:20 (5 plays, 64 yards, 1:58)  
 BC-Ohliger 37 field goal, 5:04 (10 plays, 31 yards, 5:22)  
**Attendance-- 42,564**

**CHESTNUT HILL, MA--** Quarterback Paul Peterson was 14-of-23 in the air for 193 yards with two touchdown passes as the Boston College football team defeated UConn by a 27-7 score on Friday night at Alumni Stadium. The game drops UConn's record to 2-1 on the season and was the debut game for the Huskies in BIG EAST Conference play. Boston College improves to a perfect 3-0 on the year and is 1-0 in the BIG EAST. It was also UConn's live national television debut as ESPN2 carried to contest.

The night began in a tough fashion for the Huskies as they fumbled the opening kickoff to give BC the ball at the UConn 13. It took the Eagles two plays to score as Peterson completed a 12-yard TD pass to Joel Hazard for the score and a 7-0 lead.

The Eagles stretched the lead to 10-0 on a 42-yard field goal by Brian Ohliger with 11:44 left in the second quarter and it became 17-0 Eagles with 4:27 left in the half on a one-yard TD run by Andre Callender that capped a 10 play-79 yard drive.

UConn scored its lone touchdown in the final minute of the first half as Cornell Brockington rushed seven yards to finish a nine-play 79-yard drive.

The Huskies had a chance to get closer in the third quarter and engineered a 14-play 78-yard drive before missing a 31-yard field goal in the third quarter. UConn also got a break later in the third quarter when BC's Will Blackmon fumbled a punt to give the Huskies a first and 10 at midfield but UConn was again unable to score.

Boston College sealed the win with a pair of fourth quarter scores as Peterson hooked up with Grant Adams on a 34-yard TD pass with 12:20 to play and Ohliger had a 37-yard field goal with 5:04 left to play.

Brockington was the leading rusher in the game with 105 yards on 24 carries while Husky quarterback Dan Orlovsky was 22-of-32 for 193 yards with an interception.


BC was led in rushing by Callender, who had 98 yards on 26 carries. Grant Adams was the leading receiver for the Eagles with five catches for 85 yards and a TD.

## BOSTON COLLEGE INDIVIDUAL LEADERS

| Rushing             | Att      | Gain  | Lost    | Net  | TD   | LG |
|---------------------|----------|-------|---------|------|------|----|
| Callender           | 26       | 105   | 7       | 98   | 1    | 22 |
| Peterson            | 10       | 32    | 7       | 25   | 0    | 8  |
| Brooks              | 6        | 28    | 5       | 23   | 0    | 23 |
| Team                | 1        | 0     | 5       | -5   | 0    | 0  |
| Passing             | Att      | Comp  | INT     | Yds  | TD   | LG |
| Peterson            | 23       | 14    | 1       | 193  | 2    | 34 |
| Receiving           | No.      | Yds   | TD      | LG   |      |    |
| Adams               | 5        | 85    | 1       | 34   |      |    |
| Hazard              | 2        | 34    | 1       | 22   |      |    |
| Palmer              | 2        | 31    | 0       | 22   |      |    |
| Callender           | 2        | 21    | 0       | 17   |      |    |
| Gonzalez            | 1        | 9     | 0       | 9    |      |    |
| Kashetta            | 1        | 7     | 0       | 7    |      |    |
| Lilly               | 1        | 6     | 0       | 6    |      |    |
| Punting             | No.      | Yds   | AVG     | LG   | In20 |    |
| Ayers               | 2        | 110   | 55.0    | 56   | 2    |    |
| Returns             | PR       | KOR   | INTR    |      |      |    |
| Kiwanuka            | —        | —     | 1-0     |      |      |    |
| Turner              | 3-8      | —     | —       |      |      |    |
| Field Goal Attempts |          |       |         |      |      |    |
| Ohliger             | 2nd      | 11:44 | 42 yds. | Good |      |    |
| Ohliger             | 4th      | 5:04  | 37 yds. | Good |      |    |
| Defense             | UT-AT-TT | TFL   | S       | Int. | CF   | RF |
| Toal                | 4-4-8    |       |         |      | 1    |    |
| Stancil             | 4-2-6    | 1-1   |         |      |      |    |
| Glasper             | 4-2-6    |       |         |      |      |    |
| Henderson           | 2-4-6    |       |         |      |      |    |

## TEAM STATISTICS

|                              | UC      | BC      |
|------------------------------|---------|---------|
| <b>FIRST DOWNS</b>           | 18      | 21      |
| Rushing                      | 6       | 9       |
| Passing                      | 11      | 9       |
| Penalty                      | 1       | 3       |
| Rushing Attempts             | 29      | 43      |
| Yards Gained Rushing         | 126     | 165     |
| Yards Lost Rushing           | 28      | 24      |
| <b>NET YARDS RUSHING</b>     | 98      | 141     |
| <b>NET YARDS PASSING</b>     | 193     | 193     |
| Passes Attempted             | 32      | 23      |
| Passes Completed             | 22      | 14      |
| Had Intercepted              | 1       | 1       |
| <b>TOTAL OFFENSIVE PLAYS</b> | 61      | 66      |
| <b>TOTAL NET YARDS</b>       | 291     | 334     |
| Avg. Gain Per Play           | 4.8     | 5.1     |
| Fumbles: No.-Lost            | 1-1     | 1-1     |
| Penalties: No.-Yds.          | 7-94    | 6-50    |
| No. of Punts-Yards           | 5-171   | 2-110   |
| Avg. Per Punt                | 34.2    | 55.0    |
| Punt Returns- No.-Yds.       | 2-26    | 3-8     |
| Kickoff Returns: No.-Yds.    | 4-58    | 0-0     |
| Interceptions: No.-Yds.      | 1-0     | 1-0     |
| Fumble Returns: No.-Yds      | 0-0     | 0-0     |
| Miscellaneous Yards          | 0       | 0       |
| Possession Time              | 30:25   | 29:35   |
| 3rd Down Conversions         | 5 of 13 | 8 of 15 |
| 4th Down Conversions         | 0 of 1  | 1 of 2  |



## GAME # 4 • SEPTEMBER 25, 2004



40

**CONNECTICUT**



3

**ARMY**

**RENTSCHLER FIELD • EAST HARTFORD, CT**

## CONNECTICUT INDIVIDUAL STATISTICS

| Rushing             | Att      | Gain  | Lost    | Net    | TD   | LG |
|---------------------|----------|-------|---------|--------|------|----|
| Brockington         | 17       | 115   | 4       | 111    | 1    | 21 |
| Bellamy             | 12       | 68    | 3       | 65     | 0    | 12 |
| Taylor              | 4        | 34    | 0       | 34     | 0    | 22 |
| Wholley             | 3        | 6     | 0       | 6      | 0    | 6  |
| Orlovsky            | 2        | 2     | 10      | -8     | 0    | 2  |
| Bonislawski         | 1        | 0     | 9       | -9     | 0    | 0  |
| Passing             | Att      | Comp  | INT     | Yds    | TD   | LG |
| Orlovsky            | 34       | 25    | 1       | 288    | 4    | 45 |
| Bonislawski         | 3        | 2     | 0       | 16     | 0    | 12 |
| Receiving           | No.      | Yds   | TD      | LG     |      |    |
| Henry               | 7        | 117   | 2       | 45     |      |    |
| Williams            | 5        | 73    | 0       | 18     |      |    |
| Cutaia              | 5        | 58    | 0       | 19     |      |    |
| Sparks              | 2        | 20    | 0       | 11     |      |    |
| Anderson            | 2        | 18    | 0       | 12     |      |    |
| McLean              | 2        | 16    | 0       | 12     |      |    |
| Brockington         | 2        | -2    | 0       | 4      |      |    |
| Murray              | 1        | 3     | 1       | 3      |      |    |
| Lassen              | 1        | 1     | 1       | 1      |      |    |
| Punting             | No.      | Yds   | AVG     | LG     | In20 |    |
| Hussar              | 4        | 139   | 34.8    | 52     | 1    |    |
| Returns             | PR       | KOR   | INTR    |        |      |    |
| Branch              | —        | 1-26  | —       |        |      |    |
| Hargrave            | —        | —     | 1-0     |        |      |    |
| Taylor              | 3-34     | 1-23  | —       |        |      |    |
| Field Goal Attempts |          |       |         |        |      |    |
| Nuzie               | 2nd      | 0:06  | 49 yds. | Missed |      |    |
| Nuzie               | 3rd      | 2:02  | 26 yds. | Good   |      |    |
| Nuzie               | 4th      | 12:14 | 34 yds. | Good   |      |    |
| Defense             | UT-AT-TT | TFL   | S       | Int.   | CF   | RF |
| Fincher             | 7-5-12   | 2-6   | 1-5     | 1      | 1    |    |

## UConn STARTERS & PARTICIPANTS

| OFFENSIVE STARTERS |             | DEFENSIVE STARTERS |          |
|--------------------|-------------|--------------------|----------|
| WR 17              | CUTAIA      | DE 52              | KING     |
| WR 1               | HENRY       | DT 76              | McPHEE   |
| WR 80              | WILLIAMS    | DT 93              | FULLER   |
| LT 74              | KODISH      | DE 40              | MAYNE    |
| LG 54              | MARKOWSKI   | SLB 32             | HARGRAVE |
| C 58               | IRWIN       | MLB 9              | FINCHER  |
| RG 72              | BERRY       | WLB 11             | LLOYD    |
| RT 78              | PRESTON     | CB 2               | PERKINS  |
| TE 46              | MURRAY      | SS 12              | FLETCHER |
| QB 7               | ORLOVSKY    | FS 35              | ESTEP    |
| TB 33              | BROCKINGTON | CB 26              | BARNES   |

**TOTAL PARTICIPANTS (56)**— 1 Henry, 2 Perkins, 6 Pavasaris, 6 Davis, 7 Orlovsky, 8 Dorvil, 9 Fincher, 10, M. Taylor, 11 Lloyd, 12 Fletcher, 16 Bonislawski, 17 Cutaia, 18 Gaskins, 20 Henriott, 21 Moore, 23 Clarke, 24 L. Taylor, 26 Barnes, 27 Ja. Smith, 29 Branch, 30 Anderson, 31 Wholley, 32 Hargrave, 33 Brockington, 34 Bellamy, 35 Estep, 37 Hussar, 38 McCollum, 40 Mayne, 43 Henegan, 45 Ju. Williams, 46 Murray, 47 Sowell, 48 Lansanah, 51, Leak, 52 King, 53 Blagman, 54 Markowski, 56 Fox, 58 Irwin, 59 Ward, 62 Dlubac, 63 Anoi, 72 Bery, 75 Kersmanc, 76 McPhee, 77 Borowski, 78 Preston, 80 Ja. Williams, 82 Se. Fogarty, 84 Sparks, 88 McLean, 89 Goryn, 91 Lassen, 93 Fuller, 98 Nuzie.

## TEAM STATISTICS

|                              | USMA    | UC      |
|------------------------------|---------|---------|
| <b>FIRST DOWNS</b>           | 17      | 30      |
| Rushing                      | 9       | 9       |
| Passing                      | 5       | 19      |
| Penalty                      | 3       | 2       |
| Rushing Attempts             | 36      | 39      |
| Yards Gained Rushing         | 161     | 225     |
| Yards Lost Rushing           | 25      | 26      |
| <b>NET YARDS RUSHING</b>     | 136     | 199     |
| <b>NET YARDS PASSING</b>     | 114     | 304     |
| Passes Attempted             | 27      | 37      |
| Passes Completed             | 11      | 27      |
| Had Intercepted              | 1       | 1       |
| <b>TOTAL OFFENSIVE PLAYS</b> | 63      | 76      |
| <b>TOTAL NET YARDS</b>       | 250     | 503     |
| Avg. Gain Per Play           | 4.0     | 6.6     |
| Fumbles: No.-Lost            | 5-1     | 0-0     |
| Penalties: No.-Yds.          | 6-49    | 7-49    |
| No. of Punts-Yards           | 8-289   | 4-139   |
| Avg. Per Punt                | 36.1    | 34.8    |
| Punt Returns- No.-Yds.       | 0-0     | 3-34    |
| Kickoff Returns: No.-Yds.    | 7-117   | 2-49    |
| Interceptions: No.-Yds.      | 1-8     | 1-0     |
| Fumble Returns: No.-Yds      | 0-0     | 0-0     |
| Miscellaneous Yards          | 0       | 0       |
| Possession Time              | 28:43   | 31:17   |
| 3rd Down Conversions         | 2 of 13 | 3 of 10 |
| 4th Down Conversions         | 0 of 1  | 0 of 0  |

| Army (0-3)  | 3  | 0  | 0  | 0 | -- | 3  |
|-------------|----|----|----|---|----|----|
| UConn (3-1) | 14 | 13 | 10 | 3 | -- | 40 |

### FIRST QUARTER

UC-Dan Murray 3 pass from Dan Orlovsky (Matt Nuzie kick), 13:00 (6 plays, 73 yards, 2:00)  
UC-Keron Henry 45 pass from Orlovsky (Nuzie kick), 11:12 (2 plays, 52 yards, 0:46)  
USMA-Austin Miller 44 field goal, 3:05 (7 plays, 44 yards, 3:42)

### SECOND QUARTER

UC-Cornell Brockington 4 run (Nuzie kick blocked), 11:31 (8 plays, 66 yards, 2:54)  
UC-Henry 15 pass from Orlovsky (Nuzie kick) 3:09 (5 plays, 35 yards, 1:15)

### THIRD QUARTER

UC-Tim Lassen 1 pass from Orlovsky (Nuzie kick) 9:05 (8 plays, 59 yards, 3:46)  
UC-Nuzie 26 field goal, 2:02 (11 plays, 65 yards, 3:47)

### FOURTH QUARTER

UC-Nuzie 34 field goal, 12:14 (9 plays, 37 yards, 3:04)

Attendance-- 40,000

**EAST HARTFORD, CT** -- Cornell Brockington rushed for 111 yards and one touchdown while Keron Henry made seven receptions for 117 yards and a pair of touchdowns as the University of Connecticut football team posted a 40-3 win over Army on Saturday before a sellout crowd of 40,000 at Rentschler Field.

UConn improves to 3-1 on the season with the win while Army falls to 0-3. The game marked the second sellout in a row at Rentschler Field and the third in the past four games.

The Huskies dominated the Cadets in the total offense category as UConn posted 503 total yards compared to Army's 250. UConn limited the Cadets to just 136 yards rushing and 114 yards passing.

UConn quarterback Dan Orlovsky was 25 of 34 in the air for 288 yards and four touchdowns. His 73.5-percent completion percentage is the 10th best single game total in Husky history. Orlovsky left the game after three quarters and was replaced by backup Matt Bonislawski, who was two of three for 16 yards.

The UConn offense fired quickly as the Huskies had a six-play 73-yard opening drive that ended with a three yard pass from Orlovsky to Dan Murray to make it 7-0 two minutes into the game. The Huskies scored moments later on a 45-yard TD pass from Orlovsky to Henry to make it 14-0 at the 11:12 mark.

Army completed the first quarter scoring on a 44-yard field goal by Austin Miller, but the Huskies took a commanding 27-3 halftime lead as Brockington rushed for a four-yard TD with 11:31 left in the second quarter and Henry and Orlovsky hooked up for a 15-yard touchdown with 3:09 left to go.

The Huskies scored their only touchdown of the second half when Orlovsky hooked up with Tim Lassen on a one-yard TD pass with 9:05 left to play. Matt Nuzie kicked a pair of field goals -- one a 26-yarder with 2:20 left in the third and the other was a 34-yarder with 12:14 left in the game.

## ARMY INDIVIDUAL LEADERS

| Rushing             | Att    | Gain   | Lost    | Net  | TD   | LG |
|---------------------|--------|--------|---------|------|------|----|
| Jones               | 16     | 82     | 1       | 81   | 0    | 18 |
| Robinson            | 7      | 46     | 3       | 43   | 0    | 15 |
| Gulbsy              | 1      | 7      | 0       | 7    | 0    | 7  |
| Silva               | 6      | 17     | 11      | 6    | 0    | 14 |
| Nevels              | 5      | 9      | 8       | 1    | 0    | 5  |
| Team                | 1      | 0      | 2       | -2   | 0    | 0  |
| Passing             | Att    | Comp   | INT     | Yds  | TD   | LG |
| Silva               | 20     | 9      | 0       | 87   | 0    | 24 |
| Nevels              | 7      | 2      | 1       | 27   | 0    | 32 |
| Receiving           | No.    | Yds    | TD      | LG   |      |    |
| Robinson            | 3      | 7      | 0       | 6    |      |    |
| Trimble             | 2      | 34     | 0       | 24   |      |    |
| Ulekowski           | 2      | 19     | 0       | 11   |      |    |
| Murphy              | 2      | 9      | 0       | 7    |      |    |
| Jones               | 1      | 32     | 0       | 32   |      |    |
| Hill                | 1      | 13     | 0       | 13   |      |    |
| Punting             | No.    | Yds    | AVG     | LG   | In20 |    |
| Dyrenforth          | 8      | 289    | 36.1    | 43   | 1    |    |
| Returns             | PR     | KOR    | INTR    |      |      |    |
| Stith               | —      | —      | 1-8     |      |      |    |
| Wesley              | —      | 7-117  | —       |      |      |    |
| Field Goal Attempts |        |        |         |      |      |    |
| Miller              | 1st    | 3:05   | 44 yds. | Good |      |    |
| Washington          | 4-7-11 | 0.5-1  |         |      |      |    |
| Lewis               | 8-2-10 |        |         |      |      |    |
| Scruggs             | 4-4-8  | 1.5-11 | 1-10    |      |      |    |



# YEAR IN REVIEW

## GAME # 5 • SEPTEMBER 30, 2004



# 29

**CONNECTICUT**

# 17

**PITTSBURGH****RENTSCHLER FIELD • EAST HARTFORD, CT**

## CONNECTICUT INDIVIDUAL STATISTICS

| Rushing             | Att      | Gain  | Lost   | Net  | TD   | LG |
|---------------------|----------|-------|--------|------|------|----|
| Brockington         | 31       | 192   | 7      | 185  | 1    | 35 |
| Team                | 4        | 0     | 27     | -27  | 0    | 0  |
| Passing             | Att      | Comp  | INT    | Yds  | TD   | LG |
| Orlovsky            | 43       | 23    | 1      | 237  | 1    | 32 |
| Receiving           | No.      | Yds   | TD     | LG   |      |    |
| Henry               | 7        | 86    | 1      | 21   |      |    |
| Cutaia              | 3        | 52    | 0      | 32   |      |    |
| Sparks              | 3        | 33    | 0      | 16   |      |    |
| Williams            | 3        | 21    | 0      | 15   |      |    |
| McLean              | 2        | 19    | 0      | 13   |      |    |
| Brockington         | 2        | -2    | 0      | 0    |      |    |
| Murray              | 1        | 13    | 0      | 13   |      |    |
| Dorvil              | 1        | 9     | 0      | 10   |      |    |
| Taylor              | 1        | 6     | 0      | 6    |      |    |
| Punting             | No.      | Yds   | AVG    | LG   | In20 |    |
| Hussar              | 8        | 299   | 37.4   | 50   | 5    |    |
| Returns             | PR       | KOR   | INTR   |      |      |    |
| Taylor, L.          | 5-74     | 1-22  | —      |      |      |    |
| Perkins             | —        | —     | 1-9    |      |      |    |
| Branch              | —        | 1-38  | —      |      |      |    |
| Taylor, M.          | —        | 1-3   | —      |      |      |    |
| Field Goal Attempts |          |       |        |      |      |    |
| Nuzie               | 2nd      | 5:02  | 24 yds |      | Good |    |
| Nuzie               | 2nd      | 0:00  | 49 yds |      | Good |    |
| Nuzie               | 3rd      | 7:38  | 20 yds |      | Good |    |
| Defense             | UT-AT-TT | TFL   | S      | Int. | CF   | RF |
| Fincher             | 9-8-17   | 1.5-7 |        |      |      | 1  |
| Hargrave            | 5-3-8    | 1-5   | 1-5    |      |      |    |
| Lloyd               | 0-7-7    |       |        |      |      |    |

## PITTSBURGH INDIVIDUAL LEADERS

| Rushing             | Att      | Gain  | Lost   | Net  | TD     | LG |
|---------------------|----------|-------|--------|------|--------|----|
| Palko               | 15       | 79    | 30     | 49   | 1      | 25 |
| Kirkley             | 11       | 30    | 3      | 27   | 0      | 16 |
| Mason               | 3        | 8     | 0      | 8    | 0      | 4  |
| Furman              | 5        | 6     | 8      | -2   | 0      | 4  |
| Passing             | Att      | Comp  | INT    | Yds  | TD     | LG |
| Palko               | 31       | 11    | 1      | 267  | 1      | 77 |
| Receiving           | No.      | Yds   | TD     | LG   |        |    |
| Delsardo            | 4        | 69    | 0      | 32   |        |    |
| Kirkley             | 4        | 47    | 0      | 18   |        |    |
| Lee                 | 2        | 129   | 1      | 77   |        |    |
| Gill                | 1        | 22    | 0      | 22   |        |    |
| Punting             | No.      | Yds   | AVG    | LG   | In20   |    |
| Krut                | 4        | 166   | 41.5   | 49   | 0      |    |
| Graessle            | 4        | 224   | 56.0   | 74   | 1      |    |
| Returns             | PR       | KOR   | INTR   |      |        |    |
| Phillips            | —        | —     | 1-(-6) |      |        |    |
| Richardson          | 3-11     | 2-30  | —      |      |        |    |
| Richardson          | —        | 3-88  | —      |      |        |    |
| Field Goal Attempts |          |       |        |      |        |    |
| Cummings            | 1st      | 3:46  | 42 yds |      | Missed |    |
| Cummings            | 2nd      | 0:19  | 30 yds |      | Good   |    |
| Cummings            | 4th      | 8:32  | 51 yds |      | Missed |    |
| Defense             | UT-AT-TT | TFL   | S      | Int. | CF     | RF |
| Blades              | 5-6-11   | 3.5-6 |        |      |        | 1  |
| Session             | 2-6-8    |       |        |      |        |    |
| Crochunis           | 1-7-8    | 0.5-1 |        |      |        |    |
| Morris              | 2-5-7    |       |        |      |        |    |

## UCONN STARTERS & PARTICIPANTS

### OFFENSIVE STARTERS

|       |             |
|-------|-------------|
| WR 17 | CUTAIA      |
| WR 1  | HENRY       |
| LT 73 | KRUG        |
| LG 54 | MARKOWSKI   |
| C 58  | IRWIN       |
| RG 72 | BERRY       |
| RT 78 | PRESTON     |
| TE 46 | MURRAY      |
| QB 7  | ORLOVSKY    |
| TB 33 | BROCKINGTON |
| FB 8  | DORVIL      |

### DEFENSIVE STARTERS

|        |          |
|--------|----------|
| DE 52  | KING     |
| DT 76  | McPHEE   |
| DT 93  | FULLER   |
| DE 40  | MAYNE    |
| SLB 32 | HARGRAVE |
| MLB 9  | FINCHER  |
| WLB 11 | LLOYD    |
| CB 2   | PERKINS  |
| SS 12  | FLETCHER |
| FS 35  | ESTEP    |
| CB 26  | BARNES   |

**TOTAL PARTICIPANTS (49)**-- 1 Henry, 2 Perkins, 7 Orlovsky, 8 Dorvil, 9 Fincher, 10, M. Taylor, 11 Lloyd, 12 Fletcher, 16 Bonislawski, 17 Cutaia, 20 Herriott, 21 Moore, 24 L.Taylor, 26 Barnes, 27 Ja. Smith, 29 Branch, 30 Anderson, 31 Wholley, 32 Hargrave, 33 Brockington, 34 Bellamy, 35 Estep, 37 Hussar, 38 McCollum, 40 Mayne, 42 Lawrence, 43 Henegan, 45 Ju. Williams, 46 Murray, 47 Sowell, 48 Lansanah, 52 King, 53 Blagman, 54 Markowski, 56 Fox, 58 Irwin, 59 Ward, 63 Anoa, 72 Berry, 73 Krug, 74 Kodish, 76 McPhee, 78 Preston, 80 Ja. Williams, 84 Sparks, 88 McLean, 91 Lassen, 93 Fuller, 98 Nuzie.

## TEAM STATISTICS

|                              | UP         | UC         |
|------------------------------|------------|------------|
| <b>FIRST DOWNS</b>           | <b>14</b>  | <b>25</b>  |
| Rushing                      | 4          | 12         |
| Passing                      | 9          | 12         |
| Penalty                      | 1          | 1          |
| Rushing Attempts             | 34         | 35         |
| Yards Gained Rushing         | 123        | 192        |
| Yards Lost Rushing           | 41         | 34         |
| <b>NET YARDS RUSHING</b>     | <b>82</b>  | <b>158</b> |
| <b>NET YARDS PASSING</b>     | <b>267</b> | <b>237</b> |
| Passes Attempted             | 31         | 43         |
| Passes Completed             | 11         | 23         |
| Had Intercepted              | 1          | 1          |
| <b>TOTAL OFFENSIVE PLAYS</b> | <b>65</b>  | <b>78</b>  |
| <b>TOTAL NET YARDS</b>       | <b>349</b> | <b>395</b> |
| Avg. Gain Per Play           | 5.4        | 5.1        |
| Fumbles: No.-Lost            | 3-1        | 2-1        |
| Penalties: No.-Yds.          | 8-48       | 2-24       |
| No. of Punts-Yards           | 8-390      | 8-299      |
| Avg. Per Punt                | 48.8       | 37.4       |
| Punt Returns- No.-Yds.       | 3-11       | 5-74       |
| Kickoff Returns: No.-Yds.    | 4-198      | 6-339      |
| Interceptions: No.-Yds.      | 1-(-6)     | 1-9        |
| Fumble Returns: No.-Yds      | 0-0        | 0-0        |
| Miscellaneous Yards          | 0          | 0          |
| Possession Time              | 27:05      | 32:55      |
| 3rd Down Conversions         | 4 of 16    | 3 of 15    |
| 4th Down Conversions         | 0 of 0     | 0 of 1     |

|                  |   |   |    |   |    |    |
|------------------|---|---|----|---|----|----|
| Pittsburgh (2-2) | 7 | 3 | 7  | 0 | -- | 17 |
| UConn (4-1)      | 7 | 6 | 10 | 6 | -- | 29 |

### FIRST QUARTER

UC-Justin Perkins 9 interception return (Matt Nuzie kick), 6:27  
UP-Greg Lee 77 pass from Tyler Palko (Josh Cummings kick), 0:00 (2 plays, 77 yards, 0:47)

### SECOND QUARTER

UC-Nuzie 24 field goal, 5:02 (11 plays, 60 yards, 3:01)  
UP-Cummings 30 field goal, 0:19 (12 plays, 50 yards, 4:43)  
UC-Nuzie 49 field goal, 0:00 (2 plays, 18 yards, 0:19)

### THIRD QUARTER

UC-Nuzie 20 field goal, 7:38 (6 plays, 27 yards, 2:22)  
UP-Palko 1 run (Cummings kick), 5:44 (5 plays, 66 yards, 1:54)  
UC-Keron Henry 8 pass from Dan Orlovsky (Nuzie kick), 3:28 (6 plays, 62 yards, 2:16)

### FOURTH QUARTER

UC-Cornell Brockington 11 run (Orlovsky pass failed), 5:45 (8 plays, 67 yards, 2:47)

**Attendance-- 40,000**


**EAST HARTFORD, CT** -- Sophomore running back Cornell Brockington rushed for 185 yards and the game-clinching touchdown in the fourth quarter and senior linebacker Alfred Fincher had 17 tackles to lead a tenacious defense as Connecticut won its first BIG EAST home game, a 29-17 decision over Pittsburgh before a sellout crowd of 40,000 at Rentschler Field.

The Huskies led 23-17 midway through the third quarter after senior signal caller Dan Orlovsky hit senior wide receiver Keron Henry with a seven-yard touchdown pass. The score remained the same until Brockington darted in from the 11 with 5:45 to play in the game to secure the contest for the Huskies. Brockington was stopped just one yard short of his career-high for rushing yards, which he set at Wake Forest last season. It was his fourth career 100-yard rushing game, and his third in a row. Orlovsky (23-43, one interception and one touchdown, 237 yards) had his best drive of the game, completing four passes in five attempts on the drive. His touchdown pass was the 71st of Orlovsky's illustrious career, leaving him just two short of Shane Stafford's and Matt DeGennaro's school record.

Sophomore place kicker Matt Nuzie made three field goals in three attempts, tying his career high. He made a career-best 49-yarder as time expired in the first half, giving the Huskies a 13-10 lead at intermission.

After Pittsburgh quarterback Tyler Palko scampered in from the one to give the Panthers their only lead at 17-16, with 5:44 to play in the third quarter setting the stage for Brockington and Henry's touchdowns.

Senior cornerback Justin Perkins intercepted a Palko pass and returned it nine yards for the game's first score with 6:27 to play in the first quarter. It was the second interception return for a touchdown this season for Perkins, the first player in UConn history to accomplish that feat. The Huskies looked to take that 7-0 lead into the second quarter, but Palko hit Greg Lee (2 catches, 129 yards) with a 77-yard scoring strike on the final play of the quarter to tie the game at 7.



## GAME # 6 • OCTOBER 13, 2004



# 19

CONNECTICUT



# 31

#17 WEST VIRGINIA

RENTSCHLER FIELD • EAST HARTFORD, CT

## CONNECTICUT INDIVIDUAL STATISTICS

| Rushing             | Att      | Gain  | Lost    | Net  | TD   | LG |
|---------------------|----------|-------|---------|------|------|----|
| Brockington         | 23       | 105   | 15      | 90   | 0    | 24 |
| Bellamy             | 2        | 6     | 0       | 6    | 0    | 3  |
| Henry               | 1        | 6     | 0       | 6    | 0    | 6  |
| Anderson            | 2        | 5     | 0       | 5    | 0    | 5  |
| Orlovsky            | 4        | 2     | 12      | -10  | 0    | 2  |
| Passing             | Att      | Comp  | INT     | Yds  | TD   | LG |
| Orlovsky            | 47       | 24    | 3       | 268  | 2    | 44 |
| Receiving           | No.      | Yds   | TD      | LG   |      |    |
| Cutaia              | 5        | 64    | 1       | 37   |      |    |
| Henry               | 5        | 53    | 1       | 17   |      |    |
| Bellamy             | 5        | 42    | 0       | 24   |      |    |
| Williams            | 4        | 65    | 0       | 44   |      |    |
| Brockington         | 2        | 22    | 0       | 17   |      |    |
| Anderson            | 1        | 9     | 0       | 9    |      |    |
| Murray              | 1        | 8     | 0       | 8    |      |    |
| Sparks              | 1        | 5     | 0       | 5    |      |    |
| Punting             | No.      | Yds   | AVG     | LG   | In20 |    |
| Hussar              | 6        | 205   | 34.2    | 41   | 0    |    |
| Returns             | PR       | KOR   | INTR    |      |      |    |
| Lloyd               | —        | —     | 1-21    |      |      |    |
| Taylor, L.          | 1-9      | —     | —       |      |      |    |
| Branch              | —        | 2-20  | —       |      |      |    |
| Lawrence            | —        | 4-31  | —       |      |      |    |
| Field Goal Attempts |          |       |         |      |      |    |
| Nuzie               | 1st      | 1:58  | 21 yds. | Good |      |    |
| Nuzie               | 2nd      | 13:09 | 35 yds. | Good |      |    |
| Defense             | UT-AT-TT | TFL   | S       | Int. | CF   | RF |
| Fincher             | 7-14-21  | 1.5-4 | 1-2     |      |      |    |
| Hargrave            | 7-8-15   | 1.5-3 | 1-2     |      |      | 1  |
| Lloyd               | 4-8-12   | 0.5-1 |         | 1    |      |    |
| Estep               | 4-4-8    |       |         |      |      | 1  |

## UConn STARTERS & PARTICIPANTS

| OFFENSIVE STARTERS |             | DEFENSIVE STARTERS |          |
|--------------------|-------------|--------------------|----------|
| WR 17              | CUTAIA      | DE 59              | WARD     |
| WR 1               | HENRY       | DT 76              | McPHEE   |
| LT 73              | KRUG        | DT 93              | FULLER   |
| LG 54              | MARKOWSKI   | DE 59              | WARD     |
| C 58               | IRWIN       | SLB 32             | HARGRAVE |
| RG 72              | BERRY       | MLB 9              | FINCHER  |
| RT 78              | PRESTON     | WLB 11             | LLOYD    |
| TE 46              | MURRAY      | CB 2               | PERKINS  |
| QB 7               | ORLOVSKY    | SS 12              | FLETCHER |
| TB 33              | BROCKINGTON | FS 35              | ESTEP    |
| FB 30              | ANDERSON    | CB 26              | BARNES   |

**TOTAL PARTICIPANTS (50)**-- 1 Henry, 2 Perkins, 4 Stanback, 7 Orlovsky, 8 Dorvil, 9 Fincher, 10, M. Taylor, 11 Lloyd, 12 Fletcher, 16 Bonislowski, 17 Cutaia, 20 Herriott, 21 Moore, 24 L. Taylor, 26 Barnes, 29 Branch, 30 Anderson, 32 Hargrave, 33 Brockington, 34 Bellamy, 35 Estep, 37 Hussar, 38 McCollum, 40 Mayne, 41 Cole, 42 Lawrence, 43 Henegan, 45 Ju. Williams, 46 Murray, 47 Sowell, 48 Lansanah, 53 Blagman, 54 Markowski, 56 Fox, 58 Irwin, 59 Ward, 63 Anoai, 72 Berry, 73 Krug, 74 Kodish, 76 McPhee, 78 Preston, 80 Ja. Williams, 84 Sparks, 88 McLean, 91 Lassen, 92 Baranowski, 93 Fuller, 97 Ciaravino, 98 Nuzie.

|                |   |   |    |    |    |    |
|----------------|---|---|----|----|----|----|
| West Va. (5-1) | 7 | 3 | 14 | 7  | -- | 31 |
| UConn (4-2)    | 3 | 3 | 0  | 13 | -- | 19 |

### FIRST QUARTER

WVU-Jason Colson 1 run (Brad Cooper kick), 5:50 (9 plays, 62 yards, 3:21)

UC-Matt Nuzie 21 field goal, 1:58 (9 plays, 74 yards, 3:52)

### SECOND QUARTER

UC-Nuzie 35 field goal, 13:09 (5 plays, 10 yards, 1:28)

WVU-Cooper 39 field goal, 3:40 (6 plays, 44 yards, 2:14)

### THIRD QUARTER

WVU-Mike Lorello 21 interception return (Cooper kick), 3:53

WVU-Chris Henry 49 pass from Rasheed Marshall (Cooper kick), 2:03 (3 plays, 56 yards, 0:52)

### FOURTH QUARTER

UC-Keron Henry 17 pass from Dan Orlovsky (Nuzie kick), 6:38 (4 plays, 51 yards, 0:30)

WVU-Pernell Williams 13 run (Cooper kick), 4:42 (4 plays, 41 yards, 1:56)

UC-Matt Cutaia 2 pass from Orlovsky (Orlovsky pass failed), 2:18 (12 plays, 73 yards, 2:24)

**Attendance-- 40,000**

**EAST HARTFORD, CT** -- West Virginia quarterback Rasheed Marshall ran for 110 yards and threw for 138 more and Jason Colson ran for 111 yards as the 17th-ranked Mountaineers defeated UConn, 31-19, before a sellout crowd of 40,000, Wednesday evening, at Rentschler Field.

The loss marred a record-setting evening for senior quarterback Dan Orlovsky. Orlovsky threw two fourth-quarter touchdown passes to tie former Husky signal callers Matt DeGennaro and Shane Stafford with 73 career touchdown passes. Orlovsky finished with 24 completions in 47 attempts for 268 yards, but was intercepted three times, including one that was returned for a touchdown by Mike Lorello late in the third quarter. Orlovsky's 268 passing yards give him 9,010 in his career, good for second all-time in UConn history. In addition, he passed DeGennaro in all-time passing attempts with 1,329.

After Colson capped a nine-play, 62-yard drive midway through the first quarter with a one-yard scoring run, the Huskies inched within one on two field goals (21 and 35) from sophomore place kicker Matt Nuzie, at 7-6 early in the second quarter. After a West Virginia field goal, UConn trailed just 10-6 at intermission. Nuzie has now made seven consecutive field goal attempts, tying for the second longest streak in school history.

The four-point deficit was as close as UConn would get as Lorello's interception return started a 21-7 Mountaineer run that locked up the victory for West Virginia.

Sophomore tailback Cornell Brockington was a star in the Husky offense rushing for 90 yards on 23 carries and had 22 receiving yards. The UConn defense was paced by senior linebacker Alfred Fincher, and junior linebacker James Hargrave, who had 21 and 15 tackles respectively.

Orlovsky's scoring passes were to senior receivers Keron Henry and Matt Cutaia.

## WEST VIRGINIA INDIVIDUAL LEADERS

| Rushing             | Att      | Gain  | Lost    | Net  | TD   | LG |
|---------------------|----------|-------|---------|------|------|----|
| Colson              | 13       | 114   | 3       | 111  | 1    | 48 |
| Marshall            | 18       | 136   | 26      | 110  | 0    | 21 |
| Williams            | 16       | 89    | 0       | 89   | 1    | 13 |
| Jones               | 1        | 15    | 0       | 15   | 0    | 15 |
| Team                | 1        | 0     | 1       | -1   | 0    | 0  |
| Passing             | Att      | Comp  | INT     | Yds  | TD   | LG |
| Marshall            | 20       | 12    | 1       | 138  | 1    | 49 |
| Receiving           | No.      | Yds   | TD      | LG   |      |    |
| Henry               | 4        | 66    | 1       | 49   |      |    |
| Henderson           | 2        | 18    | 0       | 12   |      |    |
| Myles               | 2        | 17    | 0       | 11   |      |    |
| Colson              | 2        | 7     | 0       | 7    |      |    |
| Jackson             | 1        | 23    | 0       | 23   |      |    |
| Thompson            | 1        | 7     | 0       | 7    |      |    |
| Punting             | No.      | Yds   | AVG     | LG   | In20 |    |
| Brady               | 5        | 131   | 26.2    | 37   | 1    |    |
| Marshall            | 1        | 34    | 34.0    | 34   | 1    |    |
| Returns             | PR       | KOR   | INTR    |      |      |    |
| Lorello             | —        | —     | 2-46    |      |      |    |
| Noechel             | —        | —     | 1-15    |      |      |    |
| Jones               | 3-20     | 3-61  | —       |      |      |    |
| Field Goal Attempts |          |       |         |      |      |    |
| Cooper              | 2nd      | 3:40  | 39 yds. | Good |      |    |
| Defense             | UT-AT-TT | TFL   | S       | Int. | CF   | RF |
| Jones               | 6-3-6    |       |         |      |      |    |
| Henry               | 4-3-7    | 0.5-1 |         |      |      |    |
| Noechel             | 3-4-7    | 1-3   |         | 1    |      |    |

## TEAM STATISTICS

|                              | WVU        | UC         |
|------------------------------|------------|------------|
| <b>FIRST DOWNS</b>           | <b>20</b>  | <b>17</b>  |
| Rushing                      | 14         | 5          |
| Passing                      | 5          | 11         |
| Penalty                      | 1          | 1          |
| Rushing Attempts             | 48         | 32         |
| Yards Gained Rushing         | 354        | 124        |
| Yards Lost Rushing           | 30         | 27         |
| <b>NET YARDS RUSHING</b>     | <b>324</b> | <b>97</b>  |
| <b>NET YARDS PASSING</b>     | <b>138</b> | <b>268</b> |
| Passes Attempted             | 20         | 47         |
| Passes Completed             | 12         | 24         |
| Had Intercepted              | 1          | 3          |
| <b>TOTAL OFFENSIVE PLAYS</b> | <b>68</b>  | <b>79</b>  |
| <b>TOTAL NET YARDS</b>       | <b>462</b> | <b>365</b> |
| Avg. Gain Per Play           | 6.6        | 4.6        |
| Fumbles: No.-Lost            | 2-1        | 3-0        |
| Penalties: No.-Yds.          | 11-89      | 5-42       |
| No. of Punts-Yards           | 6-165      | 6-205      |
| Avg. Per Punt                | 27.5       | 34.2       |
| Punt Returns- No.-Yds.       | 3-20       | 1-9        |
| Kickoff Returns: No.-Yds.    | 3-61       | 1-21       |
| Interceptions: No.-Yds.      | 3-61       | 1-21       |
| Fumble Returns: No.-Yds      | 0-0        | 1-23       |
| Miscellaneous Yards          | 0          | 0          |
| Possession Time              | 30:59      | 29:01      |
| 3rd Down Conversions         | 5 of 12    | 6 of 20    |
| 4th Down Conversions         | 0 of 0     | 1 of 3     |



# YEAR IN REVIEW



## GAME # 7 • OCTOBER 23, 2004



# 45



# 31

**CONNECTICUT**

**TEMPLE**

### RENTSCHLER FIELD • EAST HARTFORD, CT

#### UCONN STARTERS & PARTICIPANTS

##### OFFENSIVE STARTERS

|                   |                 |
|-------------------|-----------------|
| WR 17 CUTAIA      | DE 59 WARD      |
| WR 1 HENRY        | DT 76 McPHEE    |
| LT 73 KRUG        | DT 93 FULLER    |
| LG 54 MARKOWSKI   | DE 40 MAYNE     |
| C 58 IRWIN        | SLB 32 HARGRAVE |
| RG 72 BERRY       | MLB 9 FINCHER   |
| RT 78 PRESTON     | WLB 11 LLOYD    |
| TE 46 MURRAY      | CB 2 PERKINS    |
| TE 91 LASSEN      | SS 12 FLETCHER  |
| QB 7 ORLOVSKY     | FS 35 ESTEP     |
| TB 33 BROCKINGTON | CB 41 COLE      |

##### DEFENSIVE STARTERS

|                 |
|-----------------|
| DE 59 WARD      |
| DT 76 McPHEE    |
| DT 93 FULLER    |
| DE 40 MAYNE     |
| SLB 32 HARGRAVE |
| MLB 9 FINCHER   |
| WLB 11 LLOYD    |
| CB 2 PERKINS    |
| SS 12 FLETCHER  |
| FS 35 ESTEP     |
| CB 41 COLE      |

**TOTAL PARTICIPANTS (51)**-- 1 Henry, 2 Perkins, 4 Stanback, 6 Davis, 7 Orlovsky, 8 Dorvil, 9 Fincher, 10, M. Taylor, 11 Lloyd, 12 Fletcher, 16 Bonislowski, 17 Cutaia, 20 Herriott, 21 Moore, 23 Clarke, 24 L.Taylor, 29 Branch, 30 Anderson, 31 Wholley, 32 Hargrave, 33 Brockington, 34 Bellamy, 35 Estep, 37 Hussar, 38 McCollum, 40 Mayne, 41 Cole, 42 Lawrence, 43 Henegan, 45 Ju. Williams, 46 Murray, 47 Sowell, 48 Lansanah, 53 Blagman, 54 Markowski, 56 Fox, 58 Irwin, 59 Ward, 63 Anoi, 72 Berry, 73 Krug, 74 Kodish, 76 McPhee, 77 Borowski, 78 Preston, 80 Ja. Williams, 84 Sparks, 88 McLean, 91 Lassen, 93 Fuller, 98 Nuzie.

|              |    |    |   |    |    |    |
|--------------|----|----|---|----|----|----|
| Temple (1-6) | 0  | 7  | 3 | 21 | -- | 31 |
| UConn (5-2)  | 21 | 10 | 7 | 7  | -- | 45 |

##### FIRST QUARTER

UC-Larry Taylor 97 kickoff return (Matt Nuzie kick), 14:44  
 UC-Jason Williams 90 pass from Dan Orlovsky (Nuzie kick), 11:04 (3 plays, 87 yards, 0:59)

UC-Cornell Brockington 61 run (Nuzie kick), 3:45 (2 plays, 61 yards, 0:17)

##### SECOND QUARTER

UC-Nuzie 32 field goal, 3:31 (10 plays, 75 yards, 3:26)  
 TU-Walter Washington 5 run (Ryan Lux kick), 1:08 (7 plays, 78 yards, 2:23)

UC-Brian Sparks 9 pass from Orlovsky (Nuzie kick), 0:29 (4 plays, 67 yards, 0:39)

##### THIRD QUARTER

TU-Lux 19 field goal, 7:51, (15 plays, 76 yards, 7:09)  
 UC-Brockington 3 run (Nuzie kick), 3:25 (4 plays, 50 yards, 1:17)

##### FOURTH QUARTER

TU-Washington 4 run (Lux kick), 14:53 (5 plays, 42 yards, 1:02)  
 UC-Chris Bellamy 5 run (Nuzie kick), 6:09 (14 plays, 77 yards, 8:44)

TU-Ikey Chuku 24 pass from Washington (Lux kick), 4:09 (5 plays, 48 yards, 2:00)

TU-Phil Goodman 6 pass from Washington (Lux kick), 2:51 (8 plays, 48 yards, 1:18)

Attendance-- 40,000

**EAST HARTFORD, CT** -- Dan Orlovsky became UConn's all-time leader in career touchdown passes as the Huskies opened up a 31-7 lead at halftime and cruised to a 45-31 victory over Temple before fifth straight sellout crowd of 40,000 at Rentschler Field.

The Huskies wasted little time scoring as freshman Larry Taylor took the opening kickoff, broke a few tackles and scampered 97 yards for a touchdown. It was the first kickoff return for a touchdown by UConn since 1998. The return was the fifth longest in school history. After a Temple punt, Orlovsky connected with junior wide receiver Jason Williams on a 90-yard scoring strike to put the Huskies ahead 14-0 just 4:56 into the contest, and broke the school mark for touchdown passes that he shared with Matt DeGennaro and Shane Stafford. After back-to-back turnovers by the Huskies, the UConn ground attack got untracked as sophomore Cornell Brockington bolted for a 61-yard touchdown run to give the Huskies a 21-0 lead at the end of the first quarter, and the Huskies were on their way.

Orlovsky had an efficient afternoon, throwing for 260 yards (18 completions in 26 attempts), with two touchdowns and one interception. His long scoring strike to Williams represents the third-longest pass play in school history. Williams finished with a career-high 138 yards on five catches.


Brockington was his usual effective self, grinding out 181 yards on just 15 carries but he did lose two fumbles. UConn ended up committing four turnovers, which is the most miscues for the Huskies since entering Division I-A. The turnovers did not stop the Huskies from racking up 518 yards in total offense, which is the sixth time in 12 games the Huskies have amassed at least 500.

#### CONNECTICUT INDIVIDUAL STATISTICS

| Rushing             | Att      | Gain  | Lost   | Net  | TD   | LG |
|---------------------|----------|-------|--------|------|------|----|
| Brockington         | 15       | 194   | 13     | 181  | 2    | 61 |
| Bellamy             | 17       | 77    | 1      | 76   | 1    | 10 |
| Orlovsky            | 1        | 3     | 0      | 3    | 0    | 3  |
| Team                | 1        | 0     | 2      | -2   | 0    | 0  |
| Passing             | Att      | Comp  | INT    | Yds  | TD   | LG |
| Orlovsky            | 29       | 18    | 1      | 260  | 2    | 90 |
| Receiving           | No.      | Yds   | TD     | LG   |      |    |
| Williams            | 5        | 138   | 1      | 90   |      |    |
| Henry               | 3        | 49    | 0      | 19   |      |    |
| Cutaia              | 2        | 21    | 0      | 14   |      |    |
| Brockington         | 2        | 10    | 0      | 7    |      |    |
| Bellamy             | 2        | 7     | 0      | 8    |      |    |
| Murray              | 1        | 12    | 0      | 12   |      |    |
| Sparks              | 1        | 9     | 1      | 9    |      |    |
| Anderson            | 1        | 7     | 0      | 7    |      |    |
| Lassen              | 1        | 7     | 0      | 7    |      |    |
| Punting             | No.      | Yds   | AVG    | LG   | In20 |    |
| Hussar              | 3        | 124   | 41.3   | 45   | 1    |    |
| Returns             | PR       | KOR   | INTR   |      |      |    |
| Taylor, L.          | 2-36     | 1-97  | —      |      |      |    |
| Cole                | —        | —     | 1-0    |      |      |    |
| Lawrence            | —        | 3-57  | —      |      |      |    |
| McLean              | 1-5      | —     | —      |      |      |    |
| Field Goal Attempts |          |       |        |      |      |    |
| Nuzie               | 2nd      | 3:31  | 32 yds | Good |      |    |
| Defense             | UT-AT-TT | TFL   | S      | Int. | CF   | RF |
| Lloyd               | 8-8-16   |       |        |      |      |    |
| Fincher             | 3-10-13  | 1.5-5 |        |      |      |    |
| Estep               | 5-4-9    |       |        |      |      |    |

#### TEMPLE INDIVIDUAL LEADERS

| Rushing             | Att      | Gain  | Lost   | Net    | TD   | LG |
|---------------------|----------|-------|--------|--------|------|----|
| Washington          | 20       | 111   | 27     | 84     | 2    | 22 |
| Ferguson            | 10       | 51    | 4      | 47     | 0    | 17 |
| Brown               | 10       | 40    | 4      | 36     | 0    | 14 |
| Shelton             | 1        | 32    | 0      | 32     | 0    | 32 |
| Passing             | Att      | Comp  | INT    | Yds    | TD   | LG |
| Washington          | 44       | 21    | 1      | 276    | 2    | 39 |
| Receiving           | No.      | Yds   | TD     | LG     |      |    |
| Ibeh                | 4        | 72    | 0      | 39     |      |    |
| Goodman             | 4        | 54    | 1      | 22     |      |    |
| Chuku               | 3        | 60    | 1      | 28     |      |    |
| Albrooks            | 3        | 38    | 0      | 25     |      |    |
| Harris              | 2        | 27    | 0      | 17     |      |    |
| Punting             | No.      | Yds   | AVG    | LG     | In20 |    |
| Hendy               | 6        | 244   | 40.7   | 47     | 2    |    |
| Returns             | PR       | KOR   | INTR   |        |      |    |
| Shelton             | —        | 2-28  | —      |        |      |    |
| Brown               | 1-18     | —     | —      |        |      |    |
| Ferguson            | —        | 1-12  | —      |        |      |    |
| Porter              | —        | 5-98  | —      |        |      |    |
| Field Goal Attempts |          |       |        |        |      |    |
| Lux                 | 2nd      | 12:26 | 27 yds | Missed |      |    |
| Lux                 | 2nd      | 10:40 | 32 yds | Missed |      |    |
| Lux                 | 3rd      | 7:51  | 19 yds | Good   |      |    |
| Defense             | UT-AT-TT | TFL   | S      | Int.   | CF   | RF |
| Wallace             | 1-8-9    |       |        |        |      |    |
| Bennett             | 3-5-8    | 2-3   |        |        |      |    |
| Mendenhall          | 5-2-7    |       |        |        |      |    |



## GAME # 8 • OCTOBER 30, 2004



# 30

### CONNECTICUT



# 42

### SYRACUSE

## CARRIER DOME • SYRACUSE, NY

## CONNECTICUT INDIVIDUAL STATISTICS

| Rushing             | Att      | Gain | Lost    | Net  | TD   | LG |
|---------------------|----------|------|---------|------|------|----|
| Brockington         | 24       | 127  | 4       | 123  | 1    | 16 |
| McLean              | 1        | 30   | 0       | 30   | 0    | 30 |
| Bellamy             | 2        | 12   | 0       | 12   | 0    | 9  |
| Anderson            | 1        | 1    | 0       | 1    | 0    | 1  |
| Hussar              | 1        | 0    | 12      | -12  | 0    | 0  |
| Orlovsky            | 6        | 4    | 37      | -33  | 0    | 4  |
| Passing             | Att      | Comp | INT     | Yds  | TD   | LG |
| Orlovsky            | 51       | 39   | 2       | 445  | 3    | 30 |
| Receiving           | No.      | Yds  | TD      | LG   |      |    |
| Brockington         | 10       | 93   | 0       | 23   |      |    |
| Henry               | 5        | 109  | 0       | 30   |      |    |
| Sparks              | 5        | 59   | 1       | 20   |      |    |
| Murray              | 4        | 43   | 1       | 17   |      |    |
| Cutaia              | 4        | 39   | 0       | 20   |      |    |
| McLean              | 3        | 33   | 1       | 15   |      |    |
| Bellamy             | 3        | 14   | 0       | 12   |      |    |
| Williams            | 2        | 30   | 0       | 17   |      |    |
| Anderson            | 2        | 15   | 0       | 9    |      |    |
| Lassen              | 1        | 10   | 0       | 10   |      |    |
| Punting             | No.      | Yds  | AVG     | LG   | In20 |    |
| None                |          |      |         |      |      |    |
| Returns             | PR       | KOR  | INTR    |      |      |    |
| McLean              | 1-21     | —    | —       |      |      |    |
| Lawrence            | —        | 3-55 | —       |      |      |    |
| Field Goal Attempts |          |      |         |      |      |    |
| Nuzie               | 3rd      | 5:27 | 48 yds. |      | Good |    |
| Defense             | UT-AT-TT | TFL  | S       | Int. | CF   | RF |
| Hargrave            | 9-0-9    | 1-8  |         |      |      |    |
| Fincher             | 7-1-8    | 1-1  |         |      |      |    |
| Estep               | 6-0-6    |      |         |      |      |    |
| Perkins             | 5-0-5    | 1-2  |         |      |      |    |

## UCONN STARTERS & PARTICIPANTS

### OFFENSIVE STARTERS

|       |             |
|-------|-------------|
| WR 17 | CUTAIA      |
| WR 1  | HENRY       |
| WR 80 | WILLIAMS    |
| LT 73 | KRUG        |
| LG 54 | MARKOWSKI   |
| C 58  | IRWIN       |
| RG 72 | BERRY       |
| RT 78 | PRESTON     |
| TE 46 | MURRAY      |
| QB 7  | ORLOVSKY    |
| TB 33 | BROCKINGTON |

### DEFENSIVE STARTERS

|        |          |
|--------|----------|
| DE 59  | WARD     |
| DT 76  | McPHEE   |
| DT 93  | FULLER   |
| DE 59  | WARD     |
| SLB 32 | HARGRAVE |
| MLB 9  | FINCHER  |
| WLB 11 | LLOYD    |
| CB 2   | PERKINS  |
| SS 12  | FLETCHER |
| FS 35  | ESTEP    |
| CB 41  | COLE     |

**TOTAL PARTICIPANTS (48)**-- 1 Henry, 2 Perkins, 4 Stanback, 6 Davis, 7 Orlovsky, 8 Dorvil, 9 Fincher, 10, M. Taylor, 11 Lloyd, 12 Fletcher, 16 Bonislowski, 17 Cutaia, 21 Moore, 23 Clarke, 29 Branch, 30 Anderson, 32 Hargrave, 33 Brockington, 34 Bellamy, 35 Estep, 37 Hussar, 38 McCollum, 40 Mayne, 41 Cole, 42 Lawrence, 43 Henegan, 45 Ju. Williams, 46 Murray, 47 Sowell, 48 Lansanah, 53 Blagman, 54 Markowski, 56 Fox, 58 Irwin, 59 Ward, 63 Anoai, 72 Berry, 73 Krug, 74 Kodish, 76 McPhee, 78 Preston, 80 Ja. Williams, 84 Sparks, 88 McLean, 91 Lassen, 93 Fuller, 97 Ciaravino, 98 Nuzie.

|                       |          |           |           |          |           |           |
|-----------------------|----------|-----------|-----------|----------|-----------|-----------|
| <b>UConn (5-3)</b>    | <b>7</b> | <b>13</b> | <b>3</b>  | <b>7</b> | <b>--</b> | <b>30</b> |
| <b>Syracuse (4-4)</b> | <b>7</b> | <b>14</b> | <b>14</b> | <b>7</b> | <b>--</b> | <b>42</b> |

### FIRST QUARTER

SU-Walter Reyes 50 run (Brendan Carney kick), 9:40 (1 play, 50 yards, 0:09)

UC-Dan Murray 17 pass from Dan Orlovsky (Matt Nuzie kick), 3:28 (13 plays, 73 yards, 6:12)

### SECOND QUARTER

UC-Cornell Brockington 2 run (Nuzie kick failed) 7:29 (9 plays, 74 yards, 3:46)

SU-Breyone Evans 22 run (Carney kick), 5:49 (3 plays, 75 yards, 1:40)

UC-Brian Sparks 20 pass from Orlovsky (Nuzie kick), 4:07 (5 plays, 80 yards, 1:42)

SU-Andre Fontenette 36 pass from Perry Patterson (Carney kick), 0:00 (6 plays, 57 yards, 0:48)

### THIRD QUARTER

SU-Anthony Smith 32 interception return (Carney kick), 10:51

UC-Nuzie 48 field goal, 5:27 (10 plays, 53 yards, 5:24)

SU-Jared Jones 29 pass from Patterson (Carney kick), 0:34 (11 plays, 80 yards, 4:53)

### FOURTH QUARTER

SU-Reyes 3 run (Carney kick), 7:39 (4 plays, 33 yards, 1:18)

UC-Brandon McLean 15 pass from Orlovsky (Nuzie kick), 0:52 (10 plays, 70 yards, 2:29)

**Attendance-- 34,545**

## SYRACUSE INDIVIDUAL LEADERS

| Rushing             | Att      | Gain  | Lost    | Net  | TD     | LG |
|---------------------|----------|-------|---------|------|--------|----|
| Reyes               | 15       | 123   | 2       | 121  | 2      | 50 |
| Rhodes              | 10       | 91    | 11      | 80   | 0      | 54 |
| Patterson           | 5        | 51    | 0       | 51   | 0      | 18 |
| Evans               | 3        | 29    | 0       | 29   | 1      | 22 |
| Gregory             | 1        | 4     | 0       | 4    | 0      | 4  |
| Fields              | 1        | 0     | 0       | 0    | 0      | 0  |
| Team                | 2        | 0     | 4       | -4   | 0      | 0  |
| Passing             | Att      | Comp  | INT     | Yds  | TD     | LG |
| Patterson           | 19       | 11    | 0       | 125  | 2      | 36 |
| Receiving           | No.      | Yds   | TD      | LG   |        |    |
| Gregory             | 6        | 53    | 0       | 15   |        |    |
| Fontenette          | 2        | 45    | 1       | 36   |        |    |
| Jones               | 2        | 28    | 1       | 29   |        |    |
| Reyes               | 1        | -1    | 0       | 0    |        |    |
| Punting             | No.      | Yds   | AVG     | LG   | In20   |    |
| Carney              | 4        | 200   | 50.0    | 55   | 0      |    |
| Returns             | PR       | KOR   | INTR    |      |        |    |
| Smith               | —        | —     | 1-32    |      |        |    |
| Ferri               | —        | 4-79  | 1-30    |      |        |    |
| Rhodes              | —        | 1-13  | —       |      |        |    |
| Field Goal Attempts |          |       |         |      |        |    |
| Carney              | 2nd      | 11:15 | 43 yds. |      | Missed |    |
| Defense             | UT-AT-TT | TFL   | S       | Int. | CF     | RF |
| Mackey              | 10-4-14  |       |         |      |        |    |
| Pruitt              | 8-2-10   | 1-1   |         |      |        |    |
| Jackson             | 8-1-9    |       |         |      |        |    |
| Wyche               | 7-0-7    | 4-27  | 3-24    |      |        | 1  |

## TEAM STATISTICS

|                              | UC         | SU         |
|------------------------------|------------|------------|
| <b>FIRST DOWNS</b>           | <b>35</b>  | <b>18</b>  |
| Rushing                      | 8          | 11         |
| Passing                      | 25         | 4          |
| Penalty                      | 2          | 3          |
| Rushing Attempts             | 35         | 37         |
| Yards Gained Rushing         | 174        | 298        |
| Yards Lost Rushing           | 53         | 17         |
| <b>NET YARDS RUSHING</b>     | <b>121</b> | <b>281</b> |
| <b>NET YARDS PASSING</b>     | <b>445</b> | <b>125</b> |
| Passes Attempted             | 51         | 19         |
| Passes Completed             | 39         | 11         |
| Had Intercepted              | 2          | 0          |
| <b>TOTAL OFFENSIVE PLAYS</b> | <b>86</b>  | <b>56</b>  |
| <b>TOTAL NET YARDS</b>       | <b>566</b> | <b>406</b> |
| Avg. Gain Per Play           | 6.6        | 7.2        |
| Fumbles: No.-Lost            | 3-3        | 0-0        |
| Penalties: No.-Yds.          | 10-73      | 8-75       |
| No. of Punts-Yards           | 0-0        | 4-200      |
| Avg. Per Punt                | 0.0        | 50.0       |
| Punt Returns: No.-Yds.       | 1-21       | 0-0        |
| Kickoff Returns: No.-Yds.    | 3-55       | 5-92       |
| Interceptions: No.-Yds.      | 0-0        | 2-62       |
| Fumble Returns: No.-Yds      | 0-0        | 0-0        |
| Miscellaneous Yards          | 0          | 0          |
| Possession Time              | 36:12      | 23:48      |
| 3rd Down Conversions         | 6 of 13    | 5 of 10    |
| 4th Down Conversions         | 1 of 3     | 0 of 0     |



# YEAR IN REVIEW



## GAME # 9 • NOVEMBER 13, 2004



# 10

CONNECTICUT



# 30

GEORGIA TECH

DODD STADIUM/GRANT FIELD • ATLANTA, GA

### UConn STARTERS & PARTICIPANTS

#### OFFENSIVE STARTERS

|                   |                 |
|-------------------|-----------------|
| WR 17 CUTAIA      | DE 59 WARD      |
| WR 1 HENRY        | DT 76 MCPHEE    |
| WR 80 WILLIAMS    | DT 93 FULLER    |
| LT 73 KRUG        | DE 40 MAYNE     |
| LG 54 MARKOWSKI   | SLB 32 HARGRAVE |
| C 58 IRWIN        | MLB 9 FINCHER   |
| RG 72 BERRY       | WLB 11 LLOYD    |
| RT 78 PRESTON     | CB 2 PERKINS    |
| TE 46 MURRAY      | SS 12 FLETCHER  |
| QB 7 ORLOVSKY     | FS 35 ESTEP     |
| TB 33 BROCKINGTON | CB 29 BRANCH    |

#### DEFENSIVE STARTERS

**TOTAL PARTICIPANTS (48)**-- 1 Henry, 2 Perkins, 6 Davis, 7 Orlovsky, 8 Dorvil, 9 Fincher, 10, M. Taylor, 11 Lloyd, 12 Fletcher, 16 Bonislowski, 17 Cutaia, 20 Herriott, 21 Moore, 23 Clarke, 29 Branch, 30 Anderson, 32 Hargrave, 33 Brockington, 34 Bellamy, 35 Estep, 37 Hussar, 38 McCollum, 40 Mayne, 41 Cole, 42 Lawrence, 43 Henegan, 45 Ju. Williams, 46 Murray, 47 Sowell, 48 Lansanah, 53 Blagman, 54 Markowski, 56 Fox, 58 Irwin, 59 Ward, 63 Anoa'i, 72 Berry, 73 Krug, 74 Kodish, 76 McPhee, 78 Preston, 80 Ja. Williams, 84 Sparks, 88 McLean, 89 Goryn, 91 Lassen, 93 Fuller, 98 Nuzie.

|                       |          |           |          |          |           |           |
|-----------------------|----------|-----------|----------|----------|-----------|-----------|
| <b>UConn (5-4)</b>    | <b>3</b> | <b>0</b>  | <b>0</b> | <b>7</b> | <b>--</b> | <b>10</b> |
| <b>Ga. Tech (6-3)</b> | <b>7</b> | <b>13</b> | <b>3</b> | <b>7</b> | <b>--</b> | <b>30</b> |

#### FIRST QUARTER

GT-Jimmy Dixon 4 pass from Reggie Ball (Travis Bell kick), 11:59 (7 plays, 80 yds, 3:01)

UC-Matt Nuzie 51 field goal, 8:47 (8 plays, 13 yards, 3:12)

#### SECOND QUARTER

GT-Bell 27 field goal, 3:02 (12 plays, 85 yards, 5:40)

GT-Djay Jones 5 blocked punt return (Bell kick), 2:13

GT-Bell 34 field goal, 0:15 (8 plays, 32 yards, 0:57)

#### THIRD QUARTER

GT-Bell 29 field goal, 1:51 (4 plays, 3 ayrds, 1:08)

#### FOURTH QUARTER

GT-Ajenavi Eziemefe 3 pass from Ball (Bell kick), 6:15 (8 plays, 85 yards, 4:17)

UC-Chris Bellamy 1 run (Nuzie kick), 0:00 (14 plays, 72 yards, 2:25)

**Attendance-- 43,577**

**EAST HARTFORD, CT --** Georgia Tech quarterback Reggie Ball passed for 288 yards and two touchdowns while kicker Travis Bell hit three field goals to lead the Yellow Jackets to a 30-10 win over Connecticut at Bobby Dodd Stadium.

With the win, Georgia Tech improves to 6-3 on the season while Connecticut drops its third game in the last four contests and is 5-4.

Georgia Tech limited the Connecticut rushing game to just 20 yards on 24 carries as leading rusher Cornell Brockington had just five yards on nine carries in the first half. As a team, UConn had minus-11 yards of rushing in the first half. Brockington ended the game with 18 carries for 43 yards while quarterback Dan Orlovsky was 28 of 49 in the air for 205 yards.

Tech got on the board quickly as it marched the ball 80 yards on seven plays and Jimmy Dixon caught a four-yard TD pass from Reggie Ball to make it 7-0 Tech. The drive was highlighted by a 45-yard pass on the opening play from Ball to put the ball at the UConn 35-yard line.

UConn scored its only point of the first half on its first possession as kicker Matt Nuzie connected on a career-long 51-yard field goal with 8:47 left in the first period. The field goal was the conclusion of an eight play-13 yard scoring drive.

Georgia Tech took control of the game with three scores in the final 5:40 of the first half. Bell hit a 27-yard field goal with 5:40 left in the second quarter to end a 12 play-85 yard drive to make it 10-3.

Yellow Jacket Ajenavi Eziemefe then blocked a UConn punt which was recovered by Djay Jones and returned five yards for a touchdown that made it 17-3 with 2:13 left to play. UConn then went three-and-out to give Tech the ball back with 1:12 to go. The Yellow Jackets moved the ball 32 yards to set up another field goal by Bell -- this time a 34-yarder -- to give Tech a 20-3 halftime lead.

Georgia Tech scored the only points of the third quarter as Bell hit his third field goal of the game, this time a 29-yarder, after the Yellow Jackets blocked another Connecticut and got the ball at the Husky 15-yard line.

UConn fought to the very end as the Huskies drove 72 yards as the game wound down, culminating in a one-yard TD plunge by Chris Bellamy as time expired.

### CONNECTICUT INDIVIDUAL STATISTICS

| Rushing             | Att      | Gain  | Lost    | Net    | TD   | LG |
|---------------------|----------|-------|---------|--------|------|----|
| Brockington         | 18       | 55    | 12      | 43     | 0    | 20 |
| Bellamy             | 1        | 1     | 0       | 1      | 1    | 1  |
| Team                | 1        | 0     | 2       | -2     | 0    | 0  |
| Orlovsky            | 4        | 0     | 22      | -22    | 0    | 0  |
| Passing             | Att      | Comp  | INT     | Yds    | TD   | LG |
| Orlovsky            | 49       | 28    | 0       | 205    | 0    | 23 |
| Receiving           | No.      | Yds   | TD      | LG     |      |    |
| Henry               | 6        | 65    | 0       | 23     |      |    |
| Cutaia              | 5        | 44    | 0       | 11     |      |    |
| Murray              | 4        | 37    | 0       | 16     |      |    |
| Bellamy             | 3        | 15    | 0       | 7      |      |    |
| Brockington         | 3        | 3     | 0       | 5      |      |    |
| Anderson            | 2        | 19    | 0       | 19     |      |    |
| McLean              | 2        | 10    | 0       | 7      |      |    |
| Williams            | 2        | 7     | 0       | 5      |      |    |
| Sparks              | 1        | 5     | 0       | 5      |      |    |
| Punting             | No.      | Yds   | AVG     | LG     | In20 |    |
| Hussar              | 6        | 240   | 40.0    | 52     | 3    |    |
| Team                | 2        | 0     | 0.0     | 0      | 0    |    |
| Returns             | PR       | KOR   | INTR    |        |      |    |
| McLean              | 3-29     | —     | —       |        |      |    |
| Williams            | —        | 2-50  | —       |        |      |    |
| Lawrence            | —        | 2-43  | —       |        |      |    |
| Field Goal Attempts |          |       |         |        |      |    |
| Nuzie               | 1st      | 8:47  | 51 yds. | Good   |      |    |
| Nuzie               | 1st      | 5:00  | 44 yds. | Missed |      |    |
| Nuzie               | 3rd      | 11:01 | 47 yds. | Missed |      |    |
| Defense             | UT-AT-TT | TFL   | S       | Int.   | CF   | RF |
| Fincher             | 3-8-11   | 0.5-1 |         |        |      |    |

### GEORGIA TECH INDIVIDUAL LEADERS

| Rushing             | Att      | Gain | Lost    | Net    | TD   | LG |
|---------------------|----------|------|---------|--------|------|----|
| Grant               | 19       | 78   | 5       | 73     | 0    | 19 |
| Eziemefe            | 8        | 24   | 3       | 21     | 0    | 16 |
| Ball                | 7        | 21   | 8       | 13     | 0    | 10 |
| Passing             | Att      | Comp | INT     | Yds    | TD   | LG |
| Ball                | 38       | 22   | 0       | 288    | 2    | 45 |
| Receiving           | No.      | Yds  | TD      | LG     |      |    |
| Johnson             | 6        | 131  | 0       | 45     |      |    |
| Curry               | 5        | 83   | 0       | 31     |      |    |
| Thomas              | 4        | 31   | 0       | 13     |      |    |
| Grant               | 3        | 20   | 0       | 16     |      |    |
| Eziemefe            | 2        | 13   | 1       | 10     |      |    |
| Punting             | No.      | Yds  | AVG     | LG     | In20 |    |
| Arndt               | 3        | 136  | 45.3    | 50     | 1    |    |
| Belcher             | 2        | 58   | 29.0    | 35     | 1    |    |
| Returns             | PR       | KOR  | INTR    |        |      |    |
| Thomas              | —        | 1-8  | —       |        |      |    |
| Eziemefe            | 1-17     | —    | —       |        |      |    |
| Jones               | 1-7      | —    | —       |        |      |    |
| Carter              | 3-20     | —    | —       |        |      |    |
| Logan               | 1-10     | —    | —       |        |      |    |
| Field Goal Attempts |          |      |         |        |      |    |
| Bell                | 2nd      | 3:02 | 27 yds. | Good   |      |    |
| Bell                | 2nd      | 0:15 | 34 yds. | Good   |      |    |
| Bell                | 3rd      | 1:51 | 29 yds. | Good   |      |    |
| Belcher             | 4th      | 2:25 | 45 yds. | Missed |      |    |
| Defense             | UT-AT-TT | TFL  | S       | Int.   | CF   | RF |
| Butler              | 6-2-8    |      |         |        |      |    |



## GAME # 10 • NOVEMBER 20, 2004



# 29



# 0

CONNECTICUT

BUFFALO

RENTSCHLER FIELD • EAST HARTFORD, CT

### UCONN STARTERS & PARTICIPANTS

| OFFENSIVE STARTERS |             |        | DEFENSIVE STARTERS |  |  |
|--------------------|-------------|--------|--------------------|--|--|
| WR 17              | CUTAIA      | DE 59  | WARD               |  |  |
| WR 1               | HENRY       | DT 92  | BLAGMAN            |  |  |
| WR 80              | WILLIAMS    | DT 93  | FULLER             |  |  |
| LT 73              | KRUG        | DE 59  | WARD               |  |  |
| LG 54              | MARKOWSKI   | SLB 32 | HARGRAVE           |  |  |
| C 58               | IRWIN       | MLB 9  | FINCHER            |  |  |
| RG 72              | BERRY       | WLB 11 | LLOYD              |  |  |
| RT 78              | PRESTON     | CB 2   | PERKINS            |  |  |
| TE 46              | MURRAY      | SS 12  | FLETCHER           |  |  |
| QB 7               | ORLOVSKY    | FS 35  | ESTEP              |  |  |
| TB 33              | BROCKINGTON | CB 41  | COLE               |  |  |

**TOTAL PARTICIPANTS (55)**— 1 Henry, 2 Perkins, 3 Desriveaux, 4 Stanback, 6 Davis, 7 Orlovsky, 8 Dorvil, 9 Fincher, 10, M. Taylor, 11 Lloyd, 12 Fletcher, 14 DeRubertis, 16 Bonislawski, 17 Cutaita, 18 Gaskins, 21 Moore, 24 L. Taylor, 29 Branch, 30 Anderson, 32 Hargrave, 33 Brockington, 34 Bellamy, 35 Estep, 37 Hussar, 38 McCollum, 40 Mayne, 41 Cole, 42 Lawrence, 43 Henegan, 45 Ju. Williams, 46 Murray, 47 Sowell, 53 Blagman, 54 Markowski, 56 Fox, 57 Applebaum, 58 Irwin, 59 Ward, 60 Rice, 62 Dlubac, 63 Anoi, 72 Berry, 73 Krug, 74 Kodish, 75 Kersmanc, 77 Borowski, 78 Preston, 80 Ja. Williams, 82 Se. Fogarty, 84 Sparks, 88 McLean, 89 Goryn, 91 Lassen, 93 Fuller, 98 Nuzie.

### TEAM STATISTICS

|                              | UB        | UC         |
|------------------------------|-----------|------------|
| <b>FIRST DOWNS</b>           | <b>5</b>  | <b>21</b>  |
| Rushing                      | 3         | 8          |
| Passing                      | 1         | 12         |
| Penalty                      | 1         | 1          |
| Rushing Attempts             | 28        | 39         |
| Yards Gained Rushing         | 91        | 210        |
| Yards Lost Rushing           | 30        | 18         |
| <b>NET YARDS RUSHING</b>     | <b>61</b> | <b>192</b> |
| <b>NET YARDS PASSING</b>     | <b>35</b> | <b>285</b> |
| Passes Attempted             | 21        | 39         |
| Passes Completed             | 4         | 9          |
| Had Intercepted              | 1         | 0          |
| <b>TOTAL OFFENSIVE PLAYS</b> | <b>49</b> | <b>78</b>  |
| <b>TOTAL NET YARDS</b>       | <b>96</b> | <b>477</b> |
| Avg. Gain Per Play           | 2.0       | 6.1        |
| Fumbles: No.-Lost            | 2-0       | 1-0        |
| Penalties: No.-Yds.          | 8-65      | 7-55       |
| No. of Punts-Yards           | 8-327     | 6-216      |
| Avg. Per Punt                | 40.9      | 36.0       |
| Punt Returns- No.-Yds.       | 3-47      | 2-13       |
| Kickoff Returns: No.-Yds.    | 6-106     | 2-34       |
| Interceptions: No.-Yds.      | 0-0       | 1-1        |
| Fumble Returns: No.-Yds      | 0-0       | 0-0        |
| Miscellaneous Yards          | 0         | 0          |
| Possession Time              | 21:53     | 38:07      |
| 3rd Down Conversions         | 2 of 14   | 4 of 16    |
| 4th Down Conversions         | 0 of 1    | 2 of 3     |

|               |   |   |    |   |    |    |
|---------------|---|---|----|---|----|----|
| Buffalo (2-9) | 0 | 0 | 0  | 0 | -- | 0  |
| UConn (6-4)   | 7 | 5 | 10 | 7 | -- | 29 |

### FIRST QUARTER

UC-Cornell Brockington 7 run (Matt Nuzie kick), 10:38 (10 plays, 70 yards, 4:22)

### SECOND QUARTER

UC-Nuzie 26 field goal, 11:08 (8 plays, 45 yards, 3:52)

UC-Shawn Mayne safety, 5:19

### THIRD QUARTER

UC-Nuzie 39 field goal, 10:20 (10 plays, 28 yards, 3:39)

UC-Brockington 43 run (Nuzie kick), 2:17 (8 plays, 80 yards, 3:01)

### FOURTH QUARTER

UC-Brandon McLean 33 pass from Orlovsky (Nuzie kick), 9:46 (5 plays, 54 yards, 1:48)

**Attendance-- 40,000**

**EAST HARTFORD, CT --** Senior quarterback Dan Orlovsky, playing in the home final game of his illustrious career, threw for 283 yards, sophomore tailback Cornell Brockington ran for 136 yards and two touchdowns and the Husky defense allowed just 96 yards of total offense, as UConn defeated Buffalo, 29-0, Saturday afternoon before the sixth straight sellout crowd of 40,000 at Rentschler Field.

The win, which makes the Huskies bowl eligible for the second straight season, improves the UConn record to 6-4 on the campaign. Buffalo finishes at 2-9.

Orlovsky went over the 10,000-yard mark (he now has 10,203) in career passing yardage by completing 28 of 38 passes, including a beautiful 33-yard scoring strike to freshman Brandon McLean in the fourth quarter. Brockington went over 1,000 yards rushing on the season (now with 1,073). He is the ninth Husky to accomplish the feat, the first since teammate Terry Caulley did it in 2002. His 136 yards was good enough for his sixth 100-yard rushing effort of the year, one off of the school mark.

The Huskies took the opening kickoff, and marched 70 yards on 10 plays, scoring when Brockington scampered up the middle to put the Huskies ahead 7-0, with 10:38 to play in the first quarter. The teams traded punts and turnovers for the next 15 minutes, before sophomore place kicker Matt Nuzie drilled a 26-yard field goal to give the Huskies a 10-0 lead. The field goal was the first of two on the game that gave Nuzie 16 on the season, just one off of the single-season school record of 17 set by David DeArmas in 1995. He made a 39-yarder early in the third quarter. UConn finished off the first half scoring when sophomore defensive end Shawn Mayne fell on Buffalo signal caller P.J. Piskorik, for the first safety in Rentschler Field history.

The Huskies defense allowed the Bulls to complete just four of 21 pass attempts, for just 35 yards passing. Additionally, Buffalo rushed for just 61 yards on 28 carries. Senior linebacker Alfred Fincher led UConn with 11 tackles, including 1.5 for loss. Senior cornerback Justin Perkins notched his 11th career interception, good enough for sixth place on the all-time Husky theft list.

Orlovsky completed passes to nine different receivers, led by senior wide out Keron Henry, who snared six for 47 yards. Junior Jason Williams grabbed five for 42 yards.

### CONNECTICUT INDIVIDUAL STATISTICS

| Rushing     | Att  | Gain | Lost | Net | TD   | LG |
|-------------|------|------|------|-----|------|----|
| Brockington | 25   | 142  | 6    | 136 | 2    | 43 |
| Anderson    | 5    | 33   | 0    | 33  | 0    | 13 |
| Dorvil      | 2    | 19   | 0    | 19  | 0    | 17 |
| Bellamy     | 5    | 16   | 2    | 14  | 0    | 6  |
| Orlovsky    | 1    | 0    | 4    | -4  | 0    | 0  |
| Team        | 1    | 0    | 6    | -6  | 0    | 0  |
| Passing     | Att  | Comp | INT  | Yds | TD   | LG |
| Orlovsky    | 38   | 28   | 0    | 283 | 1    | 37 |
| Bonislawski | 1    | 1    | 0    | 2   | 0    | 2  |
| Receiving   | No.  | Yds  | TD   | LG  |      |    |
| Henry       | 6    | 47   | 0    | 13  |      |    |
| Williams    | 5    | 42   | 0    | 14  |      |    |
| Cutaia      | 4    | 51   | 0    | 18  |      |    |
| Brockington | 4    | 26   | 0    | 11  |      |    |
| McLean      | 3    | 41   | 1    | 33  |      |    |
| Murray      | 3    | 20   | 0    | 9   |      |    |
| Anderson    | 2    | 41   | 0    | 37  |      |    |
| Bellamy     | 1    | 11   | 0    | 11  |      |    |
| Sparks      | 1    | 6    | 0    | 6   |      |    |
| Punting     | No.  | Yds  | AVG  | LG  | In20 |    |
| Hussar      | 5    | 216  | 43.2 | 50  | 3    |    |
| Team        | 1    | 0    | 0.0  | 0   | 0    |    |
| Returns     | PR   | KOR  | INTR |     |      |    |
| McLean      | 1-10 | —    | —    |     |      |    |
| L. Taylor   | 1-3  | 2-34 | —    |     |      |    |
| Perkins     | —    | —    | 1-1  |     |      |    |

### Field Goal Attempts

| Nuzie   | 2nd      | 11:08 | 26 yds. | Good   |    |    |
|---------|----------|-------|---------|--------|----|----|
| Nuzie   | 2nd      | 0:04  | 34 yds. | Missed |    |    |
| Nuzie   | 3rd      | 10:20 | 39 yds. | Good   |    |    |
| Defense | UT-AT-TT | TFL   | S       | Int.   | CF | RF |
| Fincher | 4-7-11   | 1.5-3 | —       | —      | 2  | —  |

### BUFFALO INDIVIDUAL LEADERS

| Rushing             | Att      | Gain | Lost    | Net    | TD   | LG |
|---------------------|----------|------|---------|--------|------|----|
| McDuffie            | 8        | 38   | 1       | 37     | 0    | 19 |
| Piskorik            | 6        | 33   | 3       | 30     | 0    | 10 |
| Dawson              | 2        | 8    | 1       | 7      | 0    | 8  |
| Patterson           | 4        | 6    | 2       | 4      | 0    | 6  |
| Hemingway           | 2        | 4    | 3       | 1      | 0    | 4  |
| King                | 4        | 2    | 4       | -2     | 0    | 2  |
| Team                | 2        | 0    | 16      | -16    | 0    | 0  |
| Passing             | Att      | Comp | INT     | Yds    | TD   | LG |
| Piskorik            | 18       | 3    | 1       | 27     | 0    | 12 |
| Hemingway           | 3        | 1    | 0       | 8      | 0    | 8  |
| Receiving           | No.      | Yds  | TD      | LG     |      |    |
| Knueven             | 1        | 12   | 0       | 12     |      |    |
| Breaux              | 1        | 12   | 0       | 12     |      |    |
| Upshaw              | 1        | 8    | 0       | 8      |      |    |
| Patterson           | 1        | 3    | 0       | 3      |      |    |
| Punting             | No.      | Yds  | AVG     | LG     | In20 |    |
| Woods               | 8        | 327  | 40.9    | 52     | 0    |    |
| Returns             | PR       | KOR  | INTR    |        |      |    |
| Knueven             | 2-24     | —    | —       |        |      |    |
| Haymore             | 1-23     | —    | —       |        |      |    |
| McDuffie            | —        | 5-89 | —       |        |      |    |
| King                | —        | 1-17 | —       |        |      |    |
| Field Goal Attempts |          |      |         |        |      |    |
| Baker               | 1st      | 5:06 | 36 yds. | Missed |      |    |
| Baker               | 3rd      | 5:18 | 36 yds. | Missed |      |    |
| Defense             | UT-AT-TT | TFL  | S       | Int.   | CF   | RF |
| Cummings            | 7-8-15   | 1-2  | —       | —      | 1    | —  |



# YEAR IN REVIEW



## GAME # 11 • NOVEMBER 25, 2004



41

CONNECTICUT



35

RUTGERS

## RUTGERS STADIUM • PISCATAWAY, NJ

## CONNECTICUT INDIVIDUAL STATISTICS

| Rushing             | Att      | Gain  | Lost    | Net    | TD   | LG |
|---------------------|----------|-------|---------|--------|------|----|
| Brockington         | 17       | 84    | 11      | 73     | 2    | 17 |
| Bellamy             | 17       | 66    | 13      | 53     | 1    | 19 |
| Anderson            | 7        | 48    | 0       | 48     | 0    | 20 |
| Orlovsky            | 3        | 40    | 0       | 40     | 0    | 15 |
| McLean              | 2        | 13    | 0       | 13     | 0    | 12 |
| Team                | 2        | 0     | 4       | -4     | 0    | 0  |
| Passing             | Att      | Comp  | INT     | Yds    | TD   | LG |
| Orlovsky            | 30       | 19    | 2       | 264    | 3    | 32 |
| Receiving           | No.      | Yds   | TD      | LG     |      |    |
| Murray              | 6        | 135   | 2       | 32     |      |    |
| Henry               | 4        | 52    | 0       | 17     |      |    |
| Williams            | 4        | 21    | 0       | 8      |      |    |
| Bellamy             | 2        | 24    | 0       | 16     |      |    |
| Brockington         | 1        | 16    | 1       | 16     |      |    |
| Cutaia              | 1        | 11    | 0       | 11     |      |    |
| Sparks              | 1        | 5     | 0       | 5      |      |    |
| Punting             | No.      | Yds   | AVG     | LG     | In20 |    |
| Pavasaris           | 3        | 97    | 32.2    | 42     | 1    |    |
| Returns             | PR       | KOR   | INTR    |        |      |    |
| Henry               | —        | 1-2   | —       |        |      |    |
| Taylor              | 1-14     | 5-111 | —       |        |      |    |
| Field Goal Attempts |          |       |         |        |      |    |
| Nuzie               | 3rd      | 1:28  | 44 yds. | Missed |      |    |
| Defense             | UT-AT-TT | TFL   | S       | Int.   | CF   | RF |
| Lloyd               | 7-4-11   | 1-8   | 1-8     |        | 1    |    |
| Fincher             | 5-6-11   |       |         |        |      |    |
| Hargrave            | 3-3-6    | 1-1   |         |        |      |    |
| Estep               | 2-4-6    | -     |         |        |      |    |
| Fuller              | 4-1-5    | 2-2   |         |        |      |    |

## UCONN STARTERS & PARTICIPANTS

| OFFENSIVE STARTERS | DEFENSIVE STARTERS |
|--------------------|--------------------|
| WR 17 CUTAIA       | DE 59 WARD         |
| WR 1 HENRY         | DT 76 McPHEE       |
| LT 73 KRUG         | DT 93 FULLER       |
| LG 54 MARKOWSKI    | DE 40 MAYNE        |
| C 58 IRWIN         | SLB 32 HARGRAVE    |
| RG 72 BERRY        | MLB 9 FINCHER      |
| RT 78 PRESTON      | WLB 11 LLOYD       |
| TE 46 MURRAY       | CB 2 PERKINS       |
| QB 7 ORLOVSKY      | SS 12 FLETCHER     |
| TB 33 BROCKINGTON  | FS 35 ESTEP        |
| FB 30 ANDERSON     | CB 41 COLE         |

**TOTAL PARTICIPANTS (48)--** 1 Henry, 2 Perkins, 3 Desriveaux, 6 Pavasaris, 6 Davis, 7 Orlovsky, 8 Dorvil, 9 Fincher, 10, M. Taylor, 11 Lloyd, 12 Fletcher, 16 Bonislawski, 17 Cutaia, 20 Herriott, 21 Moore, 24 Taylor, 29 Branch, 30 Anderson, 32 Hargrave, 33 Brockington, 34 Bellamy, 35 Estep, 38 McCollum, 40 Mayne, 41 Cole, 42 Lawrence, 43 Henegan, 45 Ju. Williams, 46 Murray, 47 Sowell, 48 Lansanah, 53 Blagman, 54 Markowski, 56 Fox, 58 Irwin, 59 Ward, 63 Anoa'i, 72 Berry, 73 Krug, 74 Kodish, 76 McPhee, 78 Preston, 80 Ja. Williams, 84 Sparks, 88 McLean, 91 Lassen, 93 Fuller, 98 Nuzie.

|               |    |    |    |   |    |    |
|---------------|----|----|----|---|----|----|
| UConn (7-4)   | 14 | 7  | 14 | 6 | -- | 41 |
| Rutgers (4-7) | 7  | 14 | 7  | 7 | -- | 35 |

**FIRST QUARTER**  
 RU-Brian Leonard 1 run (Jeremy Ito kick), 9:43 (12 plays, 81 yards, 5:17)  
 UC-Cornell Brockington 1 run (Matt Nuzie kick), 4:31 (8 plays, 42 yards, 2:57)  
 UC-Brockington 5 run (Nuzie kick), 0:35 (6 plays, 84 yards, 1:55)

**SECOND QUARTER**  
 UC-Brockington 16 pass from Dan Orlovsky, 6:38 (10 plays, 55 yards, 3:52)  
 RU-Tres Moses 87 pass from Terence Shawell, 6:07 (2 plays, 87 yards, 0:21)  
 RU-Marcus Daniels 13 pass from Ryan Hart, 0:38 (6 plays, 59 yards, 1:55)

**THIRD QUARTER**  
 UC-Chris Bellamy 2 run (Nuzie kick), 10:01 (12 plays, 81 yards, 4:54)  
 RU-Moses 16 pass from Hart (Ito kick), 7:14 (7 plays, 76 yards, 2:39)  
 UC-Dan Murray 32 pass from Orlovsky (Nuzie kick), 6:08 (2 plays, 52 yards, 0:57)

**FOURTH QUARTER**  
 UC-Murray 3 pass from Orlovsky (Nuzie kick failed), 2:28 (10 plays, 80 yards, 4:16)  
 RU-Willie Foster 80 yard kickoff return (Ito kick), 2:14

**Attendance-- 20,224**

## TEAM STATISTICS

|                              | UC         | RU         |
|------------------------------|------------|------------|
| <b>FIRST DOWNS</b>           | <b>26</b>  | <b>24</b>  |
| Rushing                      | 12         | 9          |
| Passing                      | 13         | 15         |
| Penalty                      | 1          | 0          |
| Rushing Attempts             | 48         | 30         |
| Yards Gained Rushing         | 251        | 123        |
| Yards Lost Rushing           | 28         | 35         |
| <b>NET YARDS RUSHING</b>     | <b>223</b> | <b>88</b>  |
| <b>NET YARDS PASSING</b>     | <b>264</b> | <b>366</b> |
| Passes Attempted             | 30         | 40         |
| Passes Completed             | 19         | 27         |
| Had Intercepted              | 2          | 0          |
| <b>TOTAL OFFENSIVE PLAYS</b> | <b>78</b>  | <b>70</b>  |
| <b>TOTAL NET YARDS</b>       | <b>487</b> | <b>454</b> |
| Avg. Gain Per Play           | 6.2        | 6.5        |
| Fumbles: No.-Lost            | 1-0        | 2-2        |
| Penalties: No.-Yds.          | 6-55       | 4-44       |
| No. of Punts-Yards           | 3-97       | 4-166      |
| Avg. Per Punt                | 32.3       | 41.5       |
| Punt Returns: No.-Yds.       | 1-14       | 0-0        |
| Kickoff Returns: No.-Yds.    | 6-113      | 7-188      |
| Interceptions: No.-Yds.      | 0-0        | 2-15       |
| Fumble Returns: No.-Yds.     | 1-17       | 0-0        |
| Miscellaneous Yards          | 0          | 0          |
| Possession Time              | 32:36      | 27:24      |
| 3rd Down Conversions         | 8 of 13    | 6 of 13    |
| 4th Down Conversions         | 1 of 1     | 2 of 3     |

**PISCATAWAY, NJ --** Senior quarterback Dan Orlovsky threw three touchdowns passes and the University of Connecticut football team amassed 487 yards of total offense as the Huskies concluded the 2004 regular season with a 41-35 win over Rutgers before a Thanksgiving Day crowd of 20,224 at Rutgers Stadium.

UConn sophomore Cornell Brockington rushed for 73 yards and two touchdowns - and caught another TD pass - but had did not play in the second half after suffering a shoulder injury.

Husky sophomore tight end Dan Murray made six receptions for 135 yards with a pair of touchdowns. Murray became the first UConn tight end to go over 100 receiving in a game since Brian Kozlowski had 151 yards at Boston University in 1992.

After the game was tied at 21-21 at halftime, UConn drew first blood in the second half as senior Chris Bellamy, playing for the injured Brockington, scored on a two-yard run that capped a 12 play-81 yard drive to make it 28-21 Huskies with 10:01 to play. Rutgers came right back as Tres Moses scored on a 16-yard TD pass from QB Ryan Hart to tie the game with 7:14 to play.

The Huskies took the lead for good late in the third quarter as Murray caught a 32-yard pass for a touchdown from Orlovsky as the Huskies finished a two-play 52-yard drive to take a 35-28 lead. UConn scored its final touchdown on a pass from Orlovsky to Murray to make it 41-28. UConn missed the PAT.

Rutgers threatened at the end as Willie Foster returned the ensuing kickoff 80 yards for a touchdown to make it 41-35 with 2:14 remaining. Keron Henry recovered a Rutgers on-side kick and the Scarlet Knights were able to stop UConn and received the ball one more time on a punt but was unable to get a first down.

## RUTGERS INDIVIDUAL LEADERS

| Rushing             | Att      | Gain  | Lost    | Net    | TD   | LG |
|---------------------|----------|-------|---------|--------|------|----|
| Leonard             | 20       | 78    | 8       | 70     | 1    | 33 |
| Shawell             | 2        | 27    | 0       | 27     | 0    | 26 |
| Linton              | 4        | 16    | 1       | 15     | 0    | 14 |
| Hart                | 4        | 2     | 26      | -24    | 0    | 2  |
| Passing             | Att      | Comp  | INT     | Yds    | TD   | LG |
| Hart                | 34       | 26    | 0       | 279    | 2    | 32 |
| Shawell             | 6        | 1     | 0       | 87     | 1    | 87 |
| Receiving           | No.      | Yds   | TD      | LG     |      |    |
| Moses               | 7        | 168   | 2       | 87     |      |    |
| Leonard             | 6        | 37    | 0       | 11     |      |    |
| Harris              | 4        | 61    | 0       | 22     |      |    |
| Hairston            | 4        | 23    | 0       | 9      |      |    |
| Daniels             | 3        | 33    | 1       | 14     |      |    |
| Baker               | 1        | 19    | 0       | 19     |      |    |
| Loomis              | 1        | 9     | 0       | 9      |      |    |
| Punting             | No.      | Yds   | AVG     | LG     | In20 |    |
| Radigan             | 4        | 166   | 41.5    | 53     | 0    |    |
| Returns             | PR       | KOR   | INTR    |        |      |    |
| Foster              | —        | 2-91  | —       |        |      |    |
| Porter              | —        | —     | 1-7     |        |      |    |
| Girault             | —        | —     | 1-8     |        |      |    |
| Kane                | —        | 5-97  | —       |        |      |    |
| Field Goal Attempts |          |       |         |        |      |    |
| Ito                 | 4th      | 10:10 | 45 yds. | Missed |      |    |
| Defense             | UT-AT-TT | TFL   | S       | Int.   | CF   | RF |
| Girault             | 10-3-13  |       |         | 1      |      |    |
| Bynes               | 2-6-8    |       |         |        |      |    |



## GAME # 12 • DECEMBER 27, 2004



# 39

CONNECTICUT



# 10

TOLEDO

## MOTOR CITY BOWL • FORD FIELD • DETROIT, MI

### UConn STARTERS & PARTICIPANTS

#### OFFENSIVE STARTERS

|       |             |
|-------|-------------|
| WR 17 | CUTAIA      |
| WR 1  | HENRY       |
| WR 80 | WILLIAMS    |
| LT 73 | KRUG        |
| LG 54 | MARKOWSKI   |
| C 58  | IRWIN       |
| RG 72 | BERRY       |
| RT 78 | PRESTON     |
| TE 46 | MURRAY      |
| QB 7  | ORLOVSKY    |
| TB 33 | BROCKINGTON |

#### DEFENSIVE STARTERS

|        |          |
|--------|----------|
| DE 40  | MAYNE    |
| DT 76  | McPHEE   |
| DT 93  | FULLER   |
| DE 52  | KING     |
| SLB 32 | HARGRAVE |
| MLB 9  | FINCHER  |
| WLB 11 | LLOYD    |
| CB 2   | PERKINS  |
| SS 12  | FLETCHER |
| FS 35  | ESTEP    |
| CB 41  | COLE     |

**TOTAL PARTICIPANTS (55)**—1 Henry, 2 Perkins, 3 Desriveaux, 4 Stanback, 6 Davis, 7 Orlovsky, 8 Dorvil, 9 Fincher, 10 M. Taylor, 11 Lloyd, 12 Fletcher, 16 Bonislawski, 17 Cutaia, 20 Herriott, 21 Moore, 24 Taylor, 29 Branch, 30 Anderson, 32 Hargrave, 33 Brockington, 34 Bellamy, 35 Estep, 37 Hussar, 38 McCollum, 40 Mayne, 41 Cole, 42 Lawrence, 43 Henegan, 45 Ju. Williams, 46 Murray, 47 Sowell, 48 Lansanah, 52 King, 53 Blagman, 54 Markowski, 56 Fox, 57 Applebaum, 58 Irwin, 59 Ward, 62 Dlubac, 63 Anoa, 72 Berry, 73 Krug, 74 Kodish, 75 Kersmanc, 76 McPhee, 77 Borowski, 78 Preston, 80 Ja. Williams, 82 Fogarty, 84 Sparks, 88 McLean, 91 Lassen, 93 Fuller, 98 Nuzie.

### TEAM STATISTICS

|                              | UC         | UT         |
|------------------------------|------------|------------|
| <b>FIRST DOWNS</b>           | <b>20</b>  | <b>20</b>  |
| Rushing                      | 7          | 7          |
| Passing                      | 12         | 10         |
| Penalty                      | 1          | 3          |
| Rushing Attempts             | 31         | 39         |
| Yards Gained Rushing         | 168        | 131        |
| Yards Lost Rushing           | 9          | 53         |
| <b>NET YARDS RUSHING</b>     | <b>159</b> | <b>78</b>  |
| <b>NET YARDS PASSING</b>     | <b>239</b> | <b>203</b> |
| Passes Attempted             | 41         | 40         |
| Passes Completed             | 20         | 22         |
| Had Intercepted              | 1          | 2          |
| <b>TOTAL OFFENSIVE PLAYS</b> | <b>72</b>  | <b>79</b>  |
| <b>TOTAL NET YARDS</b>       | <b>398</b> | <b>281</b> |
| Avg. Gain Per Play           | 5.5        | 3.6        |
| Fumbles: No.-Lost            | 0-0        | 2-1        |
| Penalties: No.-Yds.          | 5-44       | 4-35       |
| No. of Punts-Yards           | 3-91       | 6-194      |
| Avg. Per Punt                | 30.3       | 32.3       |
| Punt Returns- No.-Yds.       | 2-69       | 1-7        |
| Kickoff Returns: No.-Yds.    | 3-101      | 5-83       |
| Interceptions: No.-Yds.      | 2-0        | 1-0        |
| Fumble Returns: No.-Yds      | 0-0        | 0-0        |
| Miscellaneous Yards          | 0          | 0          |
| Possession Time              | 28:18      | 31:42      |
| 3rd Down Conversions         | 8 of 17    | 8 of 18    |
| 4th Down Conversions         | 1 of 1     | 0 of 2     |

**UConn (8-4)** 17 13 3 6 -- 39  
**Toledo (9-4)** 0 7 3 0 -- 10

#### FIRST QUARTER

UC-Matt Nuzie 35 field goal, 12:05 (8 plays, 41 yards, 2:55)  
 UC-Jason Williams 32 pass from Dan Orlovsky (Nuzie kick), 4:41 (4 plays, 36 yards, 1:43)  
 UC-Larry Taylor 68 punt return (Nuzie kick), 2:31

#### SECOND QUARTER

UT-Bruce Gradkowski 1 run (Jason Robbins kick), 10:53 (13 plays, 63 yards, 6:27)  
 UC-Brian Sparks 7 pass from Orlovsky (Nuzie kick), 7:42 (8 plays, 41 yards, 3:11)  
 UC-Nuzie 37 field goal, 1:24 (11 plays, 55 yards, 3:23)  
 UC-Nuzie 25 field goal, 0:00 (6 plays, 53 yards, 0:55)

#### THIRD QUARTER

UT-Robbins 27 field goal, 11:47 (9 plays, 56 yards, 3:13)  
 UC-Nuzie 36 field goal, 1:53 (13 plays, 65 yards, 5:58)

#### FOURTH QUARTER

UC-Matt Lawrence 11 run (Nuzie kick), 0:25 (5 plays, 45 yards, 2:52)

**Attendance-- 52,552**

**DETROIT, MI** -- Quarterback Dan Orlovsky earned Most Valuable Player honors after going 20-of-41 in the air for 239 yards and two touchdowns as UConn defeated Mid-American Conference Champion Toledo by a 39-10 score in the 2004 Motor City Bowl at Ford Field before a record crowd of 52,552.

UConn, playing its first bowl game in school history, ends the 2004 season with an 8-4 mark and has now won 23 games over the past three years - the most in any three-season period of Husky football.

In addition to Orlovsky's honor, senior Tyler King was named the United Auto Workers Lineman of the Game.

The Huskies were led in rushing by sophomore Cornell Brockington, who had 15 carries for 72 yards. The leading receiver on the day for UConn was senior Keron Henry with nine catches for 109 yards.

UConn got out of the gates early, and set a Motor City Bowl record, by scoring 17 points in the first quarter while shutting the Rockets out. The Huskies took the opening drive 41 yards on eight plays to set up a 35-yard field goal by sophomore kicker Matt Nuzie. Nuzie went on to kick three more field goals, for a total of four, to set a new Motor City Bowl record and tie a UConn single-game record.

The Huskies scored the first touchdown of the contest as Orlovsky, after eluding a blitzing Rocket, hit junior Jason Williams in the corner of the end zone for a dazzling 32-yard TD pass on a fourth-and-six play. The final points of the first quarter came as freshman Larry Taylor returned a punt 68 yards for a score. The punt return was UConn's first for a touchdown on a non-blocked punt since Sept. 25, 1999, when Jordan Younger returned one against Maine. Taylor returned the opening kickoff of the Temple earlier in the year and is the first Husky to return a punt and a kick-off for a touchdown in the same season since Nick Giaquinto in 1975.

Maurice Lloyd had 18 tackles to key UConn's defense.

### CONNECTICUT INDIVIDUAL STATISTICS

| Rushing             | Att      | Gain   | Lost    | Net     | TD   | LG |
|---------------------|----------|--------|---------|---------|------|----|
| Brockington         | 15       | 72     | 0       | 72      | 0    | 15 |
| Bellamy             | 9        | 58     | 3       | 55      | 0    | 32 |
| Williams            | 1        | 14     | 0       | 14      | 0    | 14 |
| Lawrence            | 1        | 11     | 0       | 11      | 1    | 11 |
| Anderson            | 4        | 13     | 3       | 10      | 0    | 6  |
| Orlovsky            | 1        | 0      | 3       | -3      | 0    | 0  |
| Passing             | Att      | Comp   | INT     | Yds     | TD   | LG |
| Orlovsky            | 41       | 20     | 1       | 239     | 2    | 44 |
| Receiving           | No.      | Yds    | TD      | LG      |      |    |
| Henry               | 9        | 109    | 0       | 44      |      |    |
| Williams            | 3        | 43     | 1       | 32      |      |    |
| Cutaia              | 2        | 47     | 0       | 41      |      |    |
| McLean              | 2        | 13     | 0       | 11      |      |    |
| Anderson            | 1        | 10     | 0       | 10      |      |    |
| Sparks              | 1        | 7      | 1       | 7       |      |    |
| Murray              | 1        | 6      | 0       | 6       |      |    |
| Bellamy             | 1        | 4      | 0       | 4       |      |    |
| Punting             | No.      | Yds    | AVG     | LG      | In20 |    |
| Hussar              | 3        | 91     | 30.3    | 38      | 0    |    |
| Returns             | PR       | KOR    | INTR    |         |      |    |
| Anderson            | —        | 1-12   | —       |         |      |    |
| Perkins             | —        | —      | 1-0     |         |      |    |
| M Taylor            | 1-1      | —      | —       |         |      |    |
| L. Taylor           | 1-68     | 2-89   | —       |         |      |    |
| Fincher             | —        | —      | 1-0     |         |      |    |
| Field Goal Attempts | Nuzie    | 1st    | 12:05   | 35 yds. | Good |    |
| Nuzie               | 2nd      | 1:24   | 37 yds. | Good    |      |    |
| Nuzie               | 2nd      | 0:00   | 25 yds. | Good    |      |    |
| Nuzie               | 3rd      | 1:53   | 36 yds. | Good    |      |    |
| Nuzie               | 4th      | 13:45  | 35 yds. | Missed  |      |    |
| Defense             | UT-AT-TT | TFL    | S       | Int.    | CF   | RF |
| Lloyd               | 6-12-18  | 3.5-13 | 1-7     |         |      |    |

### TOLEDO INDIVIDUAL LEADERS

| Rushing             | Att      | Gain  | Lost  | Net     | TD   | LG |
|---------------------|----------|-------|-------|---------|------|----|
| Dawson              | 19       | 86    | 8     | 78      | 0    | 24 |
| Council             | 10       | 37    | 27    | 10      | 0    | 13 |
| Parmele             | 4        | 6     | 2     | 4       | 0    | 4  |
| Gradkowski          | 4        | 2     | 3     | -1      | 1    | 1  |
| Passing             | Att      | Comp  | INT   | Yds     | TD   | LG |
| Council             | 28       | 16    | 2     | 160     | 0    | 29 |
| Gradkowski          | 12       | 6     | 0     | 43      | 0    | 15 |
| Receiving           | No.      | Yds   | TD    | LG      |      |    |
| Moore               | 5        | 48    | 0     | 29      |      |    |
| Odom                | 5        | 27    | 0     | 15      |      |    |
| Holmes              | 4        | 47    | 0     | 15      |      |    |
| Higgins             | 2        | 35    | 0     | 24      |      |    |
| Broussard           | 2        | 13    | 0     | 11      |      |    |
| Dawson              | 2        | 7     | 0     | 4       |      |    |
| Parmele             | 1        | 15    | 0     | 15      |      |    |
| Hudson              | 1        | 11    | 0     | 11      |      |    |
| Punting             | No.      | Yds   | AVG   | LG      | In20 |    |
| Kern                | 4        | 131   | 32.8  | 36      | 0    |    |
| Robbins             | 2        | 63    | 31.5  | 40      | 0    |    |
| Returns             | PR       | KOR   | INTR  |         |      |    |
| Moore               | —        | 2-52  | —     |         |      |    |
| Odom                | 1-7      | —     | —     |         |      |    |
| Higgins             | —        | 2-32  | —     |         |      |    |
| Morris              | —        | —     | 1-0   |         |      |    |
| Field Goal Attempts | Robbins  | 3rd   | 11:47 | 27 yds. | Good |    |
| Defense             | UT-AT-TT | TFL   | S     | Int.    | CF   | RF |
| Jackson             | 6-9-15   | 0.5-1 |       |         |      |    |



# YEAR IN REVIEW

## THE LAST TIME AN INDIVIDUAL...

### KICKOFF RETURN FOR A TOUCHDOWN

By UConn: Larry Taylor (97), vs. Temple, Oct. 23, 2004  
By Opp.: Willie Foster (80), Rutgers, Nov. 25, 2004

### OPENING KICKOFF RETURN FOR A TOUCHDOWN

By UConn: Larry Taylor (97), vs. Temple, Oct. 23, 2004  
By Opp.: Makonnen Fenton (94), Temple, Oct. 19, 2002

### STANDARD PUNT RETURN FOR A TOUCHDOWN

By UConn: Larry Taylor (68) vs. Toledo, Dec. 27, 2004  
By Opp.: Ray Stith (63), Army, Sept. 6, 2003

### BLOCKED PUNT RETURN FOR A TOUCHDOWN

By UConn: Cathlyn Clarke (31), vs. Kent State, Nov. 9, 2002  
By Opp.: Djay Jones (5), Georgia Tech, Nov. 13, 2004

### INTERCEPTION RETURN FOR A TOUCHDOWN

By UConn: Justin Perkins (9), vs. Pittsburgh, Sept. 30, 2004  
By Opp.: Anthony Smith (32), Syracuse, Oct. 30, 2004

### FUMBLE RETURN FOR A TOUCHDOWN

By UConn: Jamal Lundy (0), vs. Utah State, Nov. 10, 2001  
By Opp.: Freddie Aughtry-Lindsay (48), NC State, Oct. 10, 2003

### 30-PLUS CARRIES

By UConn: Cornell Brockington (31), vs. Pittsburgh, Sept. 30, 2004  
By Opp.: Brian Leonard (33), Rutgers, Nov. 8, 2003

### 100 YARDS RUSHING

By UConn: Cornell Brockington (136), vs. Buffalo, Nov. 20, 2004  
By Opp.: Walter Reyes (121), Syracuse, Oct. 30, 2004

### 150 YARDS RUSHING

By UConn: Cornell Brockington (181), vs. Temple, Oct. 23, 2004  
By Opp.: Brian Leonard (184), Rutgers, Nov. 8, 2003

### 200 YARDS RUSHING

By UConn: Chris Bellamy (212), at Kent State, Oct. 18, 2003  
By Opp.: Tanardo Sharps (223), Temple, Oct. 19, 2002

### THREE RUSHING TOUCHDOWNS

By UConn: Cornell Brockington (4) at Wake Forest, Nov. 15, 2003  
By Opp.: Tony Hollings (4), Georgia Tech, Sept. 7, 2002

### FOUR-PLUS RUSHING TOUCHDOWNS

By UConn: Cornell Brockington (4) at Wake Forest, Nov. 15, 2003  
By Opp.: Tony Hollings (4), Georgia Tech, Sept. 7, 2002

### RUSHING TOUCHDOWN AND A RECEIVING TOUCHDOWN

By UConn: Matt Lawrence, vs. Murray State, Sept. 11, 2004  
By Opp.: Kevin Beverly, Kent State, Oct. 18, 2003

### 50-PLUS PASSING ATTEMPTS

By UConn: Dan Orlovsky (51), at Syracuse, Oct. 30, 2004  
By Opp.: Chris Boden (69), Villanova, Oct. 16, 1999

### 300 YARDS PASSING

By UConn: Dan Orlovsky (445), at Syracuse, Oct. 30, 2004  
By Opp.: Jon Drach (391), Western Michigan, Nov. 1, 2003

### 400 YARDS PASSING

By UConn: Dan Orlovsky (445), at Syracuse, Oct. 30, 2004  
By Opp.: Chris Boden (444), Villanova, Oct. 16, 1999

### THREE TOUCHDOWN PASSES

By UConn: Dan Orlovsky (3) at Rutgers, Nov. 25, 2004  
By Opp.: Jon Drach (3), Western Michigan, Nov. 1, 2003

### FOUR-PLUS TOUCHDOWN PASSES

By UConn: Dan Orlovsky (4) vs. Army, Sept. 25, 2004  
By Opp.: Mac Devito (4), Temple, Nov. 24, 2001

### TEN-PLUS RECEPTIONS

By UConn: Cornell Brockington (10), at Syracuse, Oct. 30, 2004  
By Opp.: Kendrick Mosley (12), Western Michigan, Nov. 1, 2003

### 100 YARDS RECEIVING

By UConn: Keron Henry (109), vs. Toledo, Dec. 27, 2004  
By Opp.: Tres Moses (168), Rutgers, Nov. 25, 2004

### 150 YARDS RECEIVING

By UConn: Carl Bond (175), vs. New Hampshire, Nov. 22, 1997  
By Opp.: Tres Moses (168), Rutgers, Nov. 25, 2004

### 200 YARDS RECEIVING

By UConn: Dak Newton (222), vs. Villanova, Oct. 5, 1996  
By Opp.: Brian Forster (205) and Dameon Reilly (204), Rhode Island, Nov. 16, 1985

### TWO RECEIVING TOUCHDOWNS

By UConn: Dan Murray (2), at Rutgers, Nov. 25, 2004  
By Opp.: Tres Moses (2), Rutgers, Nov. 25, 2004

### THREE-PLUS RECEIVING TOUCHDOWNS

By UConn: Dak Newton (3), vs. Villanova, Oct. 5, 1996  
By Opp.: Brian Forster (4), Rhode Island, Nov. 16, 1985

### 70-YARD PUNT

By UConn: Adam Coles (71), vs. Akron, Oct. 25, 2003  
By Opp.: Adam Graessle (74), Pittsburgh, Sept. 30, 2004

### KICKED A 50-PLUS YARD FIELD GOAL

By UConn: Matt Nuzie (51), at Georgia Tech, Nov. 13, 2004  
By Opp.: Jason Swiger (53), Akron, Oct. 25, 2003

### THREE FIELD GOALS

By UConn: Matt Nuzie (4), vs. Toledo, Dec. 27, 2004  
By Opp.: Travis Bell (3), Georgia Tech, Nov. 13, 2004

### FOUR FIELD GOALS

By UConn: Matt Nuzie (4), vs. Toledo, Dec. 27, 2004  
By Opp.: Dave Ettinger (4), Hofstra, Sept. 20, 1997

### TWO SACKS

By UConn: Shawn Mayne (2), vs. Temple, Oct. 23, 2004  
By Opp.: James Wyche (3), Syracuse, Oct. 30, 2004

### THREE-PLUS SACKS

By UConn: Tyler King (3) and Uyi Osunde (3), vs. Akron, Oct. 25, 2003  
By Opp.: James Wyche (3), Syracuse, Oct. 30, 2004

### TWO INTERCEPTIONS

By UConn: Justin Perkins (2), vs. Rutgers, Nov. 8, 2003  
By Opp.: Mike Lorello (2), West Virginia, Oct. 13, 2004

### THREE-PLUS INTERCEPTIONS

By UConn: Matt Latham (3) vs. Lehigh, Sept. 15, 1984  
By Opp.: Derek Carter (3), Maine, Oct. 14, 1995



### THE LAST TIME A TEAM...

#### BLOCKED PUNT

By UConn: vs. Kent State, Nov. 9, 2002  
(Dwaun Black block of Jared Fritz)  
By Opp.: Buffalo, Nov. 20, 2004  
(LaRon Heymore block of Shane Hussar)

#### BLOCKED FIELD GOAL

By UConn: vs. Murray State, Sept. 4, 2004  
(James Hargrave block of Morgan Riley)  
By Opp.: Kent State, Nov. 9, 2002,  
(Jacon Avery block of Marc Hickok)

#### 100 YARD RUSHER AND A 300 YARD PASSER

By UConn: at Syracuse, Oct. 30, 2004  
(Cornell Brockington and Dan Orlovsky)  
By Opp.: Kentucky, Sept. 11, 1999  
(Anthony White and Dusty Bonner)

#### 100 YARD RECEIVER AND A 300 YARD PASSER

By UConn: at Syracuse, Oct. 30, 2004  
(Keron Henry and Dan Orlovsky)  
By Opp.: Western Michigan, Nov. 1, 2003  
(Greg Jennings and Jon Drach)

#### 100 YARD RUSHER, 100 YARD RECEIVER AND A 300 YARD PASSER

By UConn: at Syracuse, Oct. 30, 2004  
(Cornell Brockington, Keron Henry and Dan Orlovsky)  
By Opp.: Villanova, Oct. 6, 1996  
(Curtis Sifford, Brian Finneran and Clint Park)

#### TWO 100 YARD RUSHERS

By UConn: vs. Boston University, Nov. 1, 1997  
(Barry Chandler and Reolon Jumpp)  
By Opp.: West Virginia, Oct. 13, 2004  
(Jason Colson and Rasheed Marshall)

#### TWO 100 YARD RECEIVERS

By UConn: vs. Massachusetts, Oct. 17, 1998  
(John Fitzsimmons and Carl Bond)  
By Opp.: Western Michigan, Nov. 1, 2003  
(Kendrick Mosley and Greg Jennings)

#### TWO QBS THROW OVER 100 YARDS

By UConn: vs. Middle Tennessee, Nov. 4, 2000  
(Chris Willis and Luke Richmond)  
By Opp.: Buffalo, Oct. 4, 1997  
(Chad Salisbury and Erik Rusin)

#### 30-PLUS FIRST DOWNS

By UConn: 35, at Syracuse, Oct. 30, 2004  
By Opp.: 34, Villanova, Oct. 16, 1999

#### FEWER THAN 15 FIRST DOWNS

By UConn: 14, vs. Rutgers, Nov. 8, 2003  
By Opp.: 5, Buffalo, Nov. 20, 2004

#### LESS THAN 50 YARDS RUSHING

By UConn: 20, at Georgia Tech, Nov. 13, 2004  
By Opp.: 47, Duke, Sept. 11, 2004

#### ATTEMPTED 50-PLUS PASSES

By UConn: 51, at Syracuse, Oct. 30, 2004  
By Opp.: 51, Army, Sept. 6, 2003

#### 300 YARDS RUSHING

By UConn: 317, vs. Boston University, Nov. 1, 1997  
By Opp.: 324, West Virginia, Oct. 13, 2004

#### 400 YARDS PASSING

By UConn: 445, at Syracuse, Oct. 30, 2004  
By Opp.: 444, Villanova, Oct. 16, 1999

#### LESS THAN 100 YARDS PASSING

By UConn: 90, at Temple, Nov. 24, 2001  
By Opp.: 35, Buffalo, Nov. 20, 2004

#### 90-PLUS OFFENSIVE PLAYS

By UConn: 92, at Kent State, Oct. 18, 2003  
By Opp.: 91, Massachusetts, Nov. 20, 1999

#### 500 YARDS OF TOTAL OFFENSE

By UConn: 566, at Syracuse, Oct. 30, 2004  
By Opp.: 558, Middle Tennessee, Nov. 17, 2001

#### 600 YARDS OF TOTAL OFFENSE

By UConn: 613, at Buffalo, Sept. 20, 2003  
By Opp.: 606, Virginia Tech, Sept. 1, 2001

#### TEN-PLUS PUNTS

By UConn: 11, at Temple, Nov. 24, 2001  
By Opp.: 11, Murray State, Sept. 4, 2004

#### ZERO PUNTS

By UConn: at Syracuse, Oct. 30, 2004  
By Opp.: unknown (records available since 1961)

#### SUCCESSFUL ONSIDE KICK

By UConn: vs. West Virginia, Oct. 13, 2004  
By Opp.: Temple, Oct. 23, 2004

#### RECORDED A SAFETY

By UConn: vs. Buffalo, Nov. 20, 2004  
(Shawn Mayne TFL in end zone)  
By Opp.: at Ball State, Nov. 18, 2000  
(Bayette George sack in end zone)

#### MADE TWO-POINT CONVERSION

By UConn: at Kent State, Oct. 18, 2003  
(Keron Henry pass from Dan Orlovsky)  
By Opp.: Middle Tennessee, Nov. 4, 2000  
(Bo Browne pass from David Youell)

#### SCORED 50 POINTS

By UConn: UConn 52, Murray State 14, Sept. 4, 2004  
By Opp.: Temple 56, UConn 7, Nov. 24, 2001

#### RECORDED A SHUTOUT

By UConn: UConn 29, Buffalo 0, Nov. 20, 2004  
By Opp.: Ball State 29, UConn 0, Nov. 18, 2000

#### RECORDED A SHUTOUT AT UCONN

By UConn: UConn 19, Eastern Michigan 0, Oct. 6, 2001  
By Opp.: Navy 30, UConn 0, Sept. 23, 1978 (142 home games)

#### WON BY 30 OR MORE POINTS

By UConn: UConn 40, Army 3, Sept. 25, 2004  
By Opp.: Virginia Tech 47, UConn 13, Sept. 27, 2003

#### CAME FROM AT LEAST 10 POINTS BEHIND TO WIN

By UConn: UConn 22, Duke 20  
(trailed 20-6), Sept. 11, 2004  
By Opp.: Boston College 24, UConn 16  
(trailed 13-3), Aug. 31, 2002

#### SCORED ON FIRST PLAY FROM SCRIMMAGE

By UConn: at Wake Forest, Nov. 15, 2003  
(O'Neil Wilson 55 pass from Dan Orlovsky)  
By Opp.: at Syracuse, Oct. 30, 2004  
(Walter Reyes 50 run)

#### WON ON THE FINAL SNAP OF REGULATION

By UConn: UConn 38, Akron 37, Oct. 25, 2003  
(Matt Nuzie field goal)  
By Opp.: NC State 31, UConn 24, Oct. 11, 2003  
(Freddie Aughtry-Lindsay int. return)

#### OVERTIME WIN

By UConn: UConn 34, Kent State 31, Oct. 18, 2003  
By Opp.: Ball State 24, UConn 21, Sept. 28, 2002



# YEAR IN REVIEW

## OFFENSIVE CAREER HIGHS

### DEON ANDERSON • JR • FB • #30

Most Carries, game: 7, at Rutgers, 11/25/04  
 Most Rush Yards, game: 48, at Rutgers, 11/25/04  
 Longest Run: 20 at Rutgers, 11/25/04  
 Most TD runs, game: 1, at Boston College, 8/31/02  
 Most Receptions: 4, at Kent State, 10/18/03  
 Most Rec. Yards, Game: 57, at Kent State, 10/18/03  
 Longest Reception: 37, vs. Buffalo, Nov. 20, 2004  
 Most TD rec. game: 1, at Army, 9/6/03

### CHRIS BELLAMY • SR • TB • #34

Most Carr., game: 33, at Kent State, 10/18/03  
 Most Rush Yards, gm.: 212, at Kent State, 10/18/03  
 Longest Run: 46, at Kent State, 10/18/03  
 Most TD runs, game: 1, 5x, last at Rutgers, 11/25/04  
 Most Receptions: 5, vs. West Virginia, 10/13/04  
 Most Rec. Yards, game: 47, vs. Cincinnati, 11/3/01  
 Most TD rec. game: 2, vs. Cincinnati, 11/3/01  
 Longest Reception: 25, vs. Cincinnati, 11/3/01

### MATT BONISLAWSKI • SO • QB • #16

Most Attempts, game: 3, 2x, last vs. Army., 9/25/04  
 Most Comp., game: 2, vs. Army., 9/25/04  
 Most Yards, game: 16, vs. Army, 9/25/04  
 Longest Pass: 12, vs. Army, 9/25/04

### CORNELL BROCKINGTON • SO • TB • #33

Most Carries, game: 32, at Wake Forest, 11/15/03  
 Most Rush Yards, game: 186, vs. W. Mich., 11/1/03  
 Longest Run: 61, vs. Temple, 10/23/04  
 Most TD runs, game: 4, 2x, last at Wake., 11/15/03  
 Most Receptions: 10, at Syracuse, 10/30/04  
 Most Rec. Yards, Game: 93, at Syracuse, 10/30/04  
 Longest Reception: 23, at Syracuse, 10/30/04  
 Most TD rec., game: 1, 2x, last at Rutgers, 11/25/04

### TERRY CAULLEY • JR • TB • #44

Most Carr., game: 32, 2x, last at Iowa State, 11/23/02  
 Most Rush Yards, gm.: 234, at Buffalo, 9/20/03  
 Longest Run: 68 at Iowa State, 11/23/02  
 Most TD runs, game: 4, at Buffalo, 9/20/03  
 Most Receptions: 6, vs. Indiana, 8/30/03  
 Most Receiving Yds, game: 52, vs. Indiana, 8/30/03  
 Longest Reception: 35, vs. Kent State, 11/9/02  
 Most TD rec., game: 1, 2x, last vs. BC, 9/13/03

### MATT CUTAIA • SR • WR • #17

Most Receptions: 6, vs. Duke, 9/11/04  
 Most Rec. Yds, game: 82, vs. Duke, 9/11/04  
 Most TD rec., game: 1, 3x, last vs. WVU, 10/13/04  
 Longest Pass Rec.: 57, at Army, 9/6/03  
 Most Carries, game: 1, vs. Ball State, 10/27/01  
 Most Rush Yards, game: -9, vs. Ball State, 10/27/01  
 Longest Run: -9, vs. Ball State, 10/27/01  
 Most KR, game: 4, vs. Utah State, 11/10/01  
 Most KR yards, game: 67, vs. Utah State, 11/10/01  
 Longest Kick Ret.: 34, vs. Utah State, 11/10/01

### SAM DORVIL • FSO • FB • #8

Most Carries, game: 4, at Buffalo, 9/20/03  
 Most Rush Yards, game: 19, vs. Buffalo, Nov. 20, 2004  
 Longest Run: 17, vs. Buffalo, Nov. 20, 2004  
 Most Receptions: 1, vs. Pittsburgh, 9/30/04  
 Most Rec. Yards, Game: 9, vs. Pittsburgh, 9/30/04  
 Longest Reception: 9, vs. Pittsburgh, 9/30/04

### KERON HENRY • SR • WR • #1

Most Receptions: 8, vs. Duke, 9/11/04  
 Most Rec. Yds, game: 117, vs. Army, 9/25/04  
 Most TD rec., game: 2, vs. Army, 9/25/04  
 Longest Pass Rec.: 72, vs. Rutgers, 11/8/03  
 Most Pass Att., game: 29 vs. Virginia Tech, 9/1/01  
 Most Comp., game: 10 vs. Virginia Tech, 9/1/01  
 Most Yards, game: 110 vs. Virginia Tech, 9/1/01  
 Most TD pass., game: 1, 2x, last vs. Ga. Tech, 9/7/02  
 Most INT's, game: 1, 5x, last vs. Ga. Tech, 9/7/02  
 Longest Pass: 54 vs. Buffalo, 9/22/01  
 Most Carries, game: 13 vs. South Florida, 10/13/01  
 Most Rush Yards, game: 70 vs. Rutgers, 9/29/01  
 Longest Run: 27 vs. Temple, 11/24/01  
 Most TD runs, game: 1, Three times

### TIM LASSEN • JR • TE • #91

Most Receptions: 3, vs. Western Mich., 11/1/03  
 Most Rec. Yds, game: 31, vs. Western Mich., 11/1/03  
 Most TD rec., game: 1, 6x, last vs. Army, 9/25/04  
 Longest Pass Rec.: 21, at N.C.State, 10/11/03

### MATT LAWRENCE • SO • TB • #42

Most Carries, game: 19, vs. Lehigh, 10/4/03  
 Most Rush Yards, game: 88, vs. Lehigh, 10/4/03  
 Longest Run: 27, vs. Lehigh, 10/4/03  
 Most TD runs, game: 1, 3x, last vs. Toledo, 12/27/04  
 Most Receptions: 4, vs. Murray State, 9/4/04  
 Most Rec. Yds, game: 47, vs. Murray State, 9/4/04  
 Longest Pass Rec.: 34, vs. Murray State, 9/4/04  
 Most TD rec., game: 1, vs. Murray State, 9/4/04  
 Most KR, game: 3, vs. Temple, 10/23/04  
 Most KR Yards, game: 57, vs. Temple, 10/23/04  
 Longest KR, game: 36, at Georgia Tech, 11/13/04

### BRANDON McLEAN • FR • WR • #81

Most Receptions: 3, vs. Buffalo, Nov. 20, 2004  
 Most Rec. Yds, game: 41, vs. Buffalo, Nov. 20, 2004  
 Most TD rec., game: 1, vs. Buffalo, Nov. 20, 2004  
 Longest Pass Rec.: 33 vs. Buffalo, Nov. 20, 2004  
 Most Carries, game: 2, at Rutgers, 11/25/04  
 Most Rush Yards, gm.: 30, at Syracuse, 10/30/04  
 Longest Run: 30, at Syracuse, 10/30/04  
 Most PR, game: 3, at Georgia Tech, 11/13/04  
 Most PR yardage, game: 29, at Georgia Tech, 11/13/04  
 Longest Punt Return: 21, at Syracuse, 10/30/04

### DAN MURRAY • SO • TE • #46

Most Receptions: 6, at Rutgers, 11/25/04  
 Most Rec. Yds, game: 135, at Rutgers, 11/25/04  
 Most TD rec., game: 2, at Rutgers, 11/25/04  
 Longest Pass Rec.: 61, vs. Murray State, 9/4/04

### DAN ORLOVSKY • SR • QB • #7

Most Attempts, game: 55, vs. BC, 9/13/03  
 Most Completions, game: 39, at Syracuse, 10/30/04  
 Most Yards, game: 445, at Syracuse, 10/30/04  
 Most TD pass., gm.: 5, 3x, last vs. Murray State, 9/4/04  
 Most INT's, game: 3, 2x, last vs. BC, 9/13/03  
 Longest Pass: 90, vs. Temple, Oct. 23, 2004  
 Most Carries, game: 9, vs. Temple, 10/19/02  
 Most Rush Yards, game: 40, at Rutgers, 11/25/04  
 Longest Run: 25, vs. Utah State, 11/10/01  
 Most TD runs, game: 1, 5x, last vs. Kent St., 11/9/02

### DAVID SANCHEZ • SO • WR • #85

Most PR, game: 6, at Buffalo, 9/20/03  
 Most PR yardage, game: 38, vs. Lehigh, 10/4/03  
 Longest Punt Return: 16, 2x last at V/Tech, 9/27/03

### BRIAN SPARKS • JR • WR • #84

Most Receptions: 5, at Syracuse, 10/30/04  
 Most Rec. Yds, game: 59, at Syracuse, 10/30/04  
 Most TD rec., game: 1, 3x, last vs. Toledo, 12/27/04  
 Longest Pass Rec.: 20, at Syracuse, 10/30/04

### LARRY TAYLOR • FR • TB • #24

Most Carries, game: 4, vs. Army 9/25/04  
 Most Rush Yards, game: 34, vs. Army, 9/25/04  
 Longest Run: 22, vs. Army, 9/25/04  
 Most Receptions: 1, vs. Pittsburgh, 9/30/04  
 Most Rec. Yards, Game: 6, vs. Pittsburgh, 9/30/04  
 Longest Reception: 6, vs. Pittsburgh, 9/30/04  
 Most KR, game: 5 at Rutgers, 11/25/04  
 Most KR Yards, game: 111, at Rutgers, 11/25/04  
 Most KR TD, game: 1, vs. Temple, 10/23/04  
 Longest KR, game: 97, vs. Temple, 10/23/04  
 Most PR, game: 5, 2x, last vs. Pittsburgh, 9/30/04  
 Most PR yardage, game: 74, 2x, last vs. Pittsburgh, 9/30/04  
 Most PR TD, game: 1, vs. Toledo, 12/27/04  
 Longest Punt Return: 68, vs. Toledo, 12/27/04

### JON WHOLLEY • SR • RB • #31

Most Carries, game: 4, vs. Fla. Atlantic, 11/2/02  
 Most Rush Yards, game: 15, vs. Fla. Atlantic, 11/2/02  
 Longest Run: 8, vs. Murray State, 9/4/04

### JASON WILLIAMS • JR • WR • #80

Most Receptions: 6, vs. Duke, 9/11/04  
 Most Rec. Yds, game: 138, vs. Temple, 10/23/04  
 Most TD rec., game: 2, vs. Murray State, 9/4/04  
 Longest Rec.: 90, vs. Temple, 10/23/04  
 Most KR, game: 4, at Va. Tech, 9/27/03  
 Most KR Yards, game: 82, at Buffalo, 9/20/03  
 Longest KR, game: 82, at Buffalo, 9/20/03  
 Most Carries, game: 1, 3x, last vs. Duke, 9/11/04  
 Most Rush Yards, game: 20, at Army, 9/6/03  
 Longest Run: 20, at Army, 9/6/03

### BRANDON YOUNG • JR • WR • #83

Most Receptions: 7, 2x, last at Wake, 11/15/03  
 Most Receiving Yds, game: 100, vs. Lehigh, 10/4/03  
 Most TD rec., game: 2, vs. Akron, 10/25/03  
 Longest Reception: 39, vs. Lehigh, 10/4/03  
 Most Carries, game: 1, at Buffalo, 9/14/02  
 Most Rush Yards, game: -2, at Buffalo 9/14/02  
 Longest Run: -2, at Buffalo 9/14/02  
 Most PR, game: 5, at Buffalo, 9/14/02  
 Most PR yardage, game: 33, vs. Ohio, 9/21/02  
 Longest Punt Return: 33, vs. Ohio, 9/21/02  
 Most KR, game: 3, 3x, last at Wake, 11/15/03  
 Most KR Yards, game: 88, at Wake Forest, 11/15/03  
 Longest KR, game: 38, at Wake Forest, 11/15/03



## DEFENSIVE CAREER HIGHS

### AFA ANOAI • FR • DT • #63

Most Tackles, game: 2, vs. Army, 9/25/04  
 Most TFL, game: 1, at Rutgers, 11/25/04  
 Most Sacks, game: 1, at Rutgers, 11/25/04

### MATT APPLEBAUM • SO • DT • #57

Most Tackles, game: 2, vs. Buffalo, 11/20/04

### ALLAN BARNES • SO • CB • #26

Most Tackles, game: 9, vs. Rutgers, 11/8/03  
 Most INT, game: 1, at Wake Forest, 11/15/03  
 Longest INT Return: 9, at Wake Forest, 11/15/03  
 Most KR, game: 2, 3x, last at Boston College, 9/17/04  
 Most KR yardage, game: 79, at NC State, 10/11/03  
 Longest Kick Return: 46, at NC State, 10/11/03

### JOHN BARANOWSKY • FR • DE • #92

Most Tackles, game: 1, vs. West Virginia, 10/13/04

### RAY BLAGMAN • SO • DT • #53

Most Tackles, game: 3, 2x, last vs. Toledo, 12/27/04  
 Most TFL, game: 1, vs. Toledo, 12/27/04  
 Most Sacks, game: 1, vs. Toledo, 12/27/04

### TYVON BRANCH • FR • S • #29

Most Tackles, game: 4, vs. Buffalo, 11/20/04  
 Most KR, game: 3, vs. Duke, 9/11/04  
 Most KR yardage, game: 52, vs. Duke, 9/11/04  
 Longest Kick Return: 38, vs. Pittsburgh, 9/30/04

### CATHLYN CLARKE • JR • CB • #23

Most Tackles, game: 3, 2x, last at Buffalo, 9/20/03

### ERNEST COLE • SR • CB • #41

Most Tackles, game: 6, at NC State, 10/11/03  
 Most TFL, game: 1, 2x, last vs. Toledo, 12/27/04  
 Most INT, game: 1, vs. Temple, 10/23/04  
 Most KR, game: 1, vs. Lehigh, 10/4/03  
 Most KR yardage, game: 25, vs. Lehigh, 10/4/03  
 Longest Kick Return: 25, vs. Lehigh, 10/4/03

### DANIEL DAVIS • FR • DE • #6

Most Tackles, game: 2, 2x, last at Rutgers, 11/25/04  
 Most TFL, game: 1, vs. Temple, 10/23/04  
 Most Sacks, game: 1, vs. Temple, 10/23/04

### M.J. ESTEP • SO • S • #35

Most Tackles, game: 9, vs. Temple, 10/23/04  
 Most TFL, game: 0.5, at Georgia Tech, 11/13/04  
 Most KR, game: 2, vs. Indiana, 8/30/03  
 Most KR yardage, game: 40, vs. Indiana, 8/30/03  
 Longest Kick Return: 23, vs. Indiana, 8/30/03  
**ALFRED FINCHER • SR • LB • #9**  
 Most Tackles, game: 21, vs. West Virginia, 10/13/04  
 Most TFL, game: 5, vs. Western Mich., 11/1/03  
 Most Sacks, game: 1, 3x, last vs. WVU, 10/13/04  
 Most INT, game: 1, 4x, last vs. Toledo, 12/27/04  
 Longest INT Return: 26, vs. Boston College, 9/13/03

### JOHN FLETCHER • SR • S • #12

Most Tack, game: 10, 3x, last vs. Murray State, 9/4/04  
 Most TFL, game: 2, at Syracuse, 10/30/04  
 Most Sacks, game: 1, vs. Buffalo, 9/22/01

### RHEMA FULLER • SO • DT • #93

Most Tackles, game: 5, 2x, last at Rutgers, 11/25/04  
 Most TFL, game: 2, 2x, last at Rutgers, 11/25/04  
 Most Sacks, game: 1, 3x, last vs. Pittsburgh, 9/30/04

### JAMES HARGRAVE • JR • LB • #32

Most Tackles, game: 17, vs. Ohio, 9/21/02  
 Most TFL, game: 3, at Boston College, 9/17/04  
 Most Sacks, game: 2, at Kent State, 10/18/03  
 Most INT, game: 1, vs. Army, 9/25/04  
 Most KR, game: 1, vs. Ga. Tech, 9/7/02  
 Most KR yardage, game: 13, vs. Ga. Tech, 9/7/02  
 Longest Kick Return: 13, vs. Ga. Tech, 9/7/02

### RYAN HENEGAN • FR • LB • #43

Most Tackles, game: 3, vs. Murray State, 9/4/04

### KINNAN HERRIOTT • SR • LB • #20

Most Tackles, game: 5, 3x, last vs. WMU, 11/1/03  
 Most TFL, game: 1, 2x, last vs. WMU, 11/1/03

### TYLER KING • SR • DE • #52

Most Tackles, game: 14, vs. Akron, 10/25/03  
 Most TFL, game: 5, vs. Akron, 10/25/03  
 Most Sacks, game: 3, vs. Akron, 10/25/03

### DANNY LANSANAH • FR • LB • #48

Most Tackles, game: 7, 2x, last vs. Army, 9/25/04  
 Most TFL, game: 0.5, vs. Murray State, 9/4/04

### DARIUS LEAK • SO • LB • #51

Most Tackles, game: 4, at Army, 9/6/03

### MAURICE LLOYD • SR • LB • #11

Most Tackles, game: 18, vs. Toledo, 12/27/04  
 Most TFL, game: 4, vs. Ball State, 9/28/02  
 Most Sacks, game: 1, 5x, last vs. Toledo, 12/27/04  
 Most INT, game: 2, at Iowa State, 11/23/02  
 Longest INT Return: 26, 2x, last at Iowa St., 11/23/02  
**SHAWN MAYNE • SO • DE • #40**  
 Most Tackles, game: 7, vs. Toledo, 12/27/04  
 Most TFL, game: 2.5, vs. Temple, 10/23/04  
 Most Sacks, game: 2, vs. Temple, 10/23/04

### RICKY McCOLLUM • FR • CB • #38

Most Tack, game: 1, 4x, last vs. Toledo, 12/27/04

### DEON McPHEE • JR • DT • #76

Most Tack, game: 5, vs. Murray State, 9/4/04  
 Most TFL, game: 2, vs. Pittsburgh, 9/30/04

### DONTA MOORE • SO • S • #21

Most Tackles, game: 3, vs. Toledo, 12/27/04

### JUSTIN PERKINS • SR • CB • #2

Most Tackles, game: 13, at Virginia Tech, 9/1/01  
 Most TFL, game: 3, vs. E. Michigan, 10/6/01  
 Most INT, game: 2, 2x, last vs. Rutgers, 11/8/03  
 Longest INT Return: 50, vs. Rutgers, 11/8/03  
 Most KR, game: 3, vs. Temple, 11/24/01  
 Most KR yardage, game: 58, vs. Temple, 11/24/01  
 Longest Kick Return: 44, vs. MTSU, 11/17/01

### JAH SMITH • SO • S • #27

Most Tackles, game: 3, vs. Duke, 9/11/04

### TAURIEN SOWELL • SO • LB • #47

Most Tackles, game: 14, at Army, 9/6/03  
 Most TFL, game: 3, at Army, 9/6/03

### HAROLD STANBACK • FR • DE • #4

Most Tackles, game: 1, 3x, last at Syracuse, 10/30/04  
 Most TFL, game: 1, vs. Murray State, 9/4/04

### MARVIN TAYLOR • FR • S • #10

Most Tackles, game: 3, vs. Pittsburgh, 9/30/04

### JASON WARD • SO • DE • #59

Most Tackles, game: 4, vs. Temple, 10/23/04  
 Most TFL, game: 1, 2x, last vs. Duke, 9/11/04

### JULIUS WILLIAMS • FR • LB • #45

Most Tackles, game: 4, vs. Buffalo, 11/20/04

## SPECIAL TEAMS CAREER HIGHS

### SHANE HUSSAR • FR • P • #37

Most Punts, game: 8, vs. Pittsburgh, 9/30/04  
 Most Punt yards, game: 299, vs. Pittsburgh, 9/30/04  
 Highest Punt Avg., Game: 43.2, vs. Buffalo, 11/20/04  
 Longest Punt: 52, 2x, last at Georgia Tech, 11/13/04

### MATT NUZIE • SO • PK • #98

Most FG's, game: 4, vs. Toledo, 12/27/04  
 Most FG att., game: 5, vs. Toledo, 12/27/04  
 Longest Made FG: 51, at Georgia Tech, 11/13/04  
 Longest Att. FG: 51, at Georgia Tech, 11/13/04  
 Most PAT's, game: 6, 2x, last vs. Temple, 10/23/04  
 Most PAT attempts, game: 7, at Army, 9/6/03  
 Most Points, game: 15, 2x, last vs. Toledo, 12/27/04

### CHRIS PAVASARIS • FR • P • #6

Most Punts, game: 2, vs. Murray State, 9/4/04  
 Most Punt yards, game: 75, vs. Murray State, 9/4/04  
 Highest Punt Avg., Game: 37.5, vs. Murray St., 9/4/04  
 Longest Punt: 40, vs. Murray State, 9/4/04

### GRAIG VICIDOMINO • SO • PK • #94

Most PAT's, game: 1, 2x, last vs. Lehigh, 10/4/03  
 Most PAT attempts, game: 2, at Va. Tech, 9/27/03  
 Most Points, game: 1, 2x, last vs. Lehigh, 10/4/03  
 Most FG att., game: 2, vs. Lehigh, 10/4/03



# YEAR IN REVIEW



**DEON ANDERSON**  
 FB 5-10 240 Jr.  
 Providence, R.I. (Avon (Conn.) Old Farms)

30

Appeared in all 12 games, starting contests vs. Boston College, West Virginia and Rutgers...UConn's top fullback for the past three seasons who is used mainly as a blocker...Carried the ball 22 times on the year for 99 yards while catching 14 passes for 133 yards...Also chipped in 11 special teams tackles...Set career highs on the ground in each of UConn's last two games of the regular season as he rushed five times for 33 yards against Buffalo (Nov. 20) and seven times for 48 yards at Rutgers (Nov. 25)...Earned the special teams game ball against Rutgers with a pair of solo stops...Racked up 74 yards of all purpose yardage against the Bulls...Had four tackles against Army (Sept. 25)...Caught a season-high three passes at Boston College (Sept. 17).

### ANDERSON'S CAREER STATISTICS

| Year         | GP-GS        | ATT       | YDS        | TD       | AVG        | REC.      | YDS        | TD       |
|--------------|--------------|-----------|------------|----------|------------|-----------|------------|----------|
| 2002         | 12-6         | 34        | 119        | 1        | 3.5        | 5         | 12         | 0        |
| 2003         | 12-5         | 35        | 124        | 0        | 3.5        | 15        | 148        | 1        |
| 2004         | 12-4         | 22        | 99         | 0        | 4.5        | 14        | 133        | 0        |
| <b>Total</b> | <b>36-15</b> | <b>91</b> | <b>342</b> | <b>1</b> | <b>3.8</b> | <b>34</b> | <b>293</b> | <b>1</b> |



**AFA ANOAI**  
 DT 6-0 275 Fr.  
 Bethlehem, Pa. (Fork Union Military (Va.))

63

Appeared in all 12 games at defensive tackle as a true freshman and saw the most non-special teams playing time of any member of his UConn true freshman class...Had seven tackles on the year, one solo, with a pair of TFLs, 1.5 of them being sacks...The solo tackle was memorable as it was also his first career solo sack, coming at Rutgers (Nov. 25)...Shared a sack with fellow true freshman Dan Davis against Buffalo (Nov. 20) and shared a TFL with Alfred Fincher against Temple (Oct. 23).



**ALLAN BARNES**  
 CB 6-0 188 So.  
 Starke, Fla. (Bradford County)

26

Appeared in the first six games of the season, starting against Army, Pittsburgh and West Virginia, but was hurt against the Mountaineers and lost for the rest of the year...Made 14 tackles on the year, nine of them solos...Also used on occasion as a kickoff returner, running back four kicks for a total of 60 yards (15.0 avg.) in 2004...Forced a fumble in the win over Pittsburgh (Sept. 30) to accompany a pair of solo stops...Made a season-high six tackles against Army (Sept. 25).

### BARNES' CAREER STATISTICS

| Year          | GP-GS       | UT        | AT       | TT        | SKS      | TFL          | INT      | PBU      |
|---------------|-------------|-----------|----------|-----------|----------|--------------|----------|----------|
| 2003          | 11-3        | 33        | 4        | 37        | 0        | 1.0-4        | 1        | 2        |
| 2004          | 6-4         | 9         | 5        | 14        | 0        | 0.0-0        | 0        | 0        |
| <b>Totals</b> | <b>17-7</b> | <b>42</b> | <b>9</b> | <b>51</b> | <b>0</b> | <b>1.0-4</b> | <b>1</b> | <b>2</b> |



**CHRIS BELLAMY**  
 TB 6-1 206 Sr.  
 New Britain, Conn. (New Britain)

34

A work horse back who helped the team in many ways throughout his career and in each of the team's 12 contests in 2004...Had 71 carries for 296 yards with three touchdowns while also catching 17 passes for 117 yards...Capped his career with a 55-yard ground effort in the Motor City Bowl (Dec. 27)...Replaced an injured Cornell Brockington at Rutgers (Nov. 25) and carried 17 times for 53 yards with a touchdown, also catching two passes for 24 yards...Scored a one-yard touchdown on the game's final play at Georgia Tech (Nov. 13)...Had season highs with his 17 carries for 76 yards, with a touchdown, in the Homecoming win over Temple (Oct. 23)...Helped loosen up the West Virginia defense on Oct. 13 by catching a career-high five passes out of the backfield for 42 yards.

### BELLAMY'S CAREER STATISTICS

| Year          | GP-GS       | ATT        | YDS         | TD       | AVG        | REC.      | YDS        | TD       |
|---------------|-------------|------------|-------------|----------|------------|-----------|------------|----------|
| 2001          | 9-1         | 61         | 237         | 0        | 3.9        | 9         | 102        | 2        |
| 2002          | 5-1         | 36         | 95          | 0        | 2.6        | 4         | 16         | 0        |
| 2003          | 12-4        | 110        | 589         | 3        | 5.4        | 7         | 49         | 0        |
| 2004          | 12-0        | 71         | 296         | 3        | 4.2        | 17        | 117        | 0        |
| <b>Totals</b> | <b>38-6</b> | <b>278</b> | <b>1217</b> | <b>6</b> | <b>4.4</b> | <b>37</b> | <b>284</b> | <b>2</b> |



**CRAIG BERRY**  
OT 6-5 315 So.  
North Haledon, N.J. (Manchester Regional)

72

Started all 12 games in the trenches as the team's right guard...The only new starter on an offensive line that also featured three seniors and a junior.



**RAY BLAGMAN**  
DT 6-3 309 So.  
Roosevelt, N.Y. (Roosevelt)

53

Played in 10 of UConn's 12 games, missing Duke and Boston College, and saw ample playing time as a reserve defensive tackle...Made his first career start against Buffalo (Nov. 20)...Recorded eight tackles on the year, three of them solo...Recorded a sack in the Motor City Bowl (Dec. 27)...Had a pair of stops against both Temple (Oct. 23) and Buffalo with an assisted tackle in the Army (Sept. 25) and Georgia Tech (Nov. 13) games.



**MATT BONISLAWSKI**  
QB 6-4 203 So.  
Natrona Heights, Pa. (Highlands)

16

Played in all 12 games as the holder for place kicks while also seeing some limited time at quarterback in reserve of Dan Orlovsky...Completed four of his seven passes on the year for 22 yards with no touchdowns or interceptions...Completed his only pass against Buffalo (Nov. 20) while throwing the ball three times against both Army (Sept. 25) and Murray State (Sept. 4).

**BONISLAWSKI'S CAREER STATISTICS**


| Year          | GP-GS       | A-C-I        | PCT         | YDS       | TD       | EFF         |
|---------------|-------------|--------------|-------------|-----------|----------|-------------|
| 2003          | 8-0         | 0-0-0        | --          | 0         | 0        | 0.0         |
| 2004          | 12-0        | 7-4-0        | 57.1        | 22        | 0        | 83.5        |
| <b>Totals</b> | <b>20-0</b> | <b>7-4-0</b> | <b>57.1</b> | <b>22</b> | <b>0</b> | <b>83.5</b> |



**BRENDAN BOROWSKI**  
OT 6-4 295 Sr.  
Cherry Hill, N.J. (Cherry Hill East)

77

Played against Army (Sept. 25), Temple (Oct. 23), Buffalo (Nov. 20) and Toledo (Dec. 27) as a reserve offensive tackle.



**TYVON BRANCH**  
DB 5-11 185 Fr.  
Cicero, N.Y. (Cicero-North Syracuse)

29

Appeared in all 12 games, mainly on special teams, while also seeing increasing time in the secondary as the year went along...One of the fastest players on the team who earned a start at corner back at Georgia Tech (Nov. 13) becoming the only true freshman to start a game all season...Returned 10 kickoffs for an average of 20.0 yards, mainly during the first half of the season...Made 20 tackles, 12 of them solos...Had a career high four stops all solo, against Buffalo (Nov. 20) to help UConn clinch its bowl eligibility...Started at corner back at Georgia Tech and assisted on a pair of tackles...Had a critical 38-yard kickoff return just before halftime of the nationally-televised win over Pittsburgh (Sept. 30) which set up Matt Nuzie's dramatic, momentum-swinging 49-yard field goal as time expired in the half.



**CORNELL BROCKINGTON**  
TB 6-0 203 So.  
Burlington, N.J. (Willingboro)

33

The leading rusher in the BIG EAST with 1,218 yards and a first-team all-conference selection...Played in all 12 games, starting the final 10...Gained those 1,218 yards on 238 carries (5.1 yards per carry average) with 11 touchdowns while also catching 34 passes for 231 yards and one touchdown...Had six 100-yard rushing games, one shy of tying the school record...Earned the team's offensive game ball in two of its three BIG EAST wins (Pittsburgh and Temple)...Named UConn's Offensive MVP...In just under two quarters of work at Rutgers (Nov. 25) he had 89 all purpose yards and three touchdowns before missing the second half with a shoul-



# YEAR IN REVIEW

der injury...Had 136 yards rushing on 25 carries with a pair of touchdowns against Buffalo (Nov. 20) to help the Huskies secure bowl eligibility...The only Husky this year to hit double digits in receptions in a game as he caught 10 passes for 93 yards at Syracuse (Oct. 30) while also rushing 24 times at the Carrier Dome for 123 yards with a touchdown for a total of 216 all purpose yards. Fell just shy of becoming the first Husky to ever gain 100 yards in a game both rushing and receiving...On just 15 carries against Temple, gained 181 yards (12.1 average) with two touchdowns, including a career-long 61-yard scamper...Fell one yard short of his career rushing high as he rambled for 185 yards on 31 carries with one touchdown against Pittsburgh (Sept. 30) to earn the team's offensive game ball...Made his first start of the season at Boston College (Sept. 17) and rushed for 105 yards on 24 carries with a touchdown while also leading the Huskies with five receptions, good for 40 yards.

### BROCKINGTON'S CAREER STATISTICS

| Year          | GP-GS        | ATT        | YDS         | TD        | AVG        | REC.      | YDS        | TD       |
|---------------|--------------|------------|-------------|-----------|------------|-----------|------------|----------|
| 2003          | 10-1         | 131        | 643         | 10        | 4.9        | 7         | 64         | 1        |
| 2004          | 12-10        | 238        | 1218        | 11        | 5.1        | 34        | 231        | 1        |
| <b>Totals</b> | <b>22-11</b> | <b>369</b> | <b>1861</b> | <b>21</b> | <b>5.0</b> | <b>41</b> | <b>295</b> | <b>2</b> |



## ERNEST COLE

**CB**      **5-10**      **183**      **So.**  
Upper Marlboro, Md. (DeMatha Catholic)

41

Played in 10 games this fall with eight starts at corner back...Amassed 28 tackles on the year, 20 of them solos, with two TFLs, one interception and four pass break-ups...Made four tackles, including a TFL, in the Motor City Bowl (Dec. 27)...Had four solo tackles at Rutgers (Nov. 25)...Made a season-high five tackles, all solo, at Georgia Tech (Nov. 13), one shy of his career best...Chipped in four tackles, three solo, at Syracuse (Oct. 30)...Made his first career interception against Temple on Oct. 23...Broke up a pair of passes and recorded two tackles, one of them solo, against Duke (Sept. 11).

### COLE'S CAREER STATISTICS

| Year          | GP-GS       | UT        | AT        | TT        | SKS      | TFL        | INT      | PBU       |
|---------------|-------------|-----------|-----------|-----------|----------|------------|----------|-----------|
| 2002          | 3-0         | 1         | 0         | 1         | 0        | 0          | 0        | 0         |
| 2003          | 11-0        | 31        | 9         | 40        | 0        | 0          | 0        | 7         |
| 2004          | 10-8        | 20        | 8         | 28        | 0        | 2-6        | 1        | 4         |
| <b>Totals</b> | <b>24-8</b> | <b>52</b> | <b>17</b> | <b>69</b> | <b>0</b> | <b>2-6</b> | <b>1</b> | <b>11</b> |



## MATT CUTAIA


**WR**      **5-11**      **188**      **Sr.**  
Webster, N.Y. (Webster)

17

Started all 12 games at wide receiver for UConn, tying for second on the squad with 44 receptions for 545 yards, third-best on the team, with one touchdown...Was able to play a full season devoid of injury for the first time since his freshman year and proved both dependable and consistent in running good routes...Made five catches for 44 yards at Georgia Tech (Nov. 13)...Lone touchdown of the year came against West Virginia (Oct. 13), part of a five-catch, 64-yard effort on the night on which he was the team's leading receiver. The game included his season-long 37-yard reception...Caught five passes for 58 yards against Army (Sept. 25)...Second on the squad with six receptions for 82 yards in the win over Duke (Sept. 11).

### CUTAIA'S CAREER STATISTICS

| Year          | GP-GS        | REC.      | YDS.        | AVG.        | TD       | LONG      | AVG/G       |
|---------------|--------------|-----------|-------------|-------------|----------|-----------|-------------|
| 2001          | 11-1         | 11        | 87          | 7.9         | 0        | 36        | 7.9         |
| 2002          | 4-1          | 14        | 212         | 15.1        | 0        | 49        | 53.0        |
| 2003          | 7-4          | 11        | 203         | 18.5        | 2        | 57        | 29.0        |
| 2004          | 12-12        | 44        | 545         | 12.4        | 1        | 41        | 45.4        |
| <b>Totals</b> | <b>34-18</b> | <b>80</b> | <b>1047</b> | <b>13.1</b> | <b>3</b> | <b>57</b> | <b>30.8</b> |



## DAN DAVIS

**DE**      **6-1**      **257**      **Fr.**  
Plainfield, N.J. (Plainfield)

6

Appeared in seven games as a reserve defensive end, seeing a regular spot in the rotation for each of the final six games of the season...Made eight tackles on the year, including four solos, with 1.5 TFLs, both sacks...Shared a sack with fellow true freshman Afa Anoi against Buffalo (Nov. 20)...Recorded his first career sack, forcing a 10-yard loss by Temple's elusive Walter Washington on Oct. 23...Had one solo tackle in his collegiate debut against Army (Sept. 25)...Prior to earning his depth chart promotion, was named the team's Defensive Scout Team Player of the Week prior to the season opener against Murray State (Sept. 4).



**T.J. DLUBAC**  
**OG 6-2 312 Sr.**  
 Middlefield, Conn. (Coginchaug Regional)

62

Appeared in four games as a reserve offensive guard, seeing action against Murray State (Sept. 4), Army (Sept. 25), Buffalo (Nov. 20) and Toledo in the Motor City Bowl (Dec. 27).



**SAM DORVIL**  
**FB 5-11 245 So.**  
 Lauderhill, Fla. (Cardinal Gibbons)

8

The top reserve at fullback and a key special teams player (seven tackles) who played in all 12 games, making his first career start against Pittsburgh (Sept. 30)...Had his only two carries of the year against Buffalo (Nov. 20), one of them for 17 yards and the other for two...Made four of his six tackles on the season at Syracuse (Oct. 30)...Had a nine-yard reception against Pittsburgh.

#### DORVIL'S CAREER STATISTICS

| Year          | GP-GS       | ATT      | YDS       | AVG.       | TD       |
|---------------|-------------|----------|-----------|------------|----------|
| 2003          | 10-0        | 5        | 15        | 3.0        | 0        |
| 2004          | 12-1        | 2        | 19        | 9.5        | 0        |
| <b>Totals</b> | <b>22-1</b> | <b>7</b> | <b>34</b> | <b>4.9</b> | <b>0</b> |



**M.J. ESTEP**  
**FS 6-0 191 So.**  
 Mechanicsville, Md. (Chopticon)

35

Started all 12 games at free safety and ranked fourth on the team, first amongst defensive backs, with 66 tackles on the year, 37 of them solos...Also forced a fumble, broke up four passes and had a half of a TFL...Amongst his seven tackles at Georgia Tech (Nov. 13) was his first career tackle for loss, one he split with Alfred Fincher...His five solo tackles against the Yellow Jackets tied Justin Perkins for the team lead...Recorded a career-high nine tackles in UConn's win over Temple (Oct. 23)...Led UConn with his seven solo stops at Boston College (Sept. 17), recording eight in all...Broke up two passes and had seven tackles in UConn's win over Duke (Sept. 11).

#### ESTEP'S CAREER STATISTICS

| Year          | GP-GS        | UT        | AT        | TT        | SKS      | TFL          | INT      | PBU      |
|---------------|--------------|-----------|-----------|-----------|----------|--------------|----------|----------|
| 2003          | 12-0         | 7         | 5         | 12        | 0        | 0            | 0        | 5        |
| 2004          | 12-12        | 37        | 29        | 66        | 0        | 0.5-1        | 0        | 4        |
| <b>Totals</b> | <b>24-12</b> | <b>44</b> | <b>34</b> | <b>78</b> | <b>0</b> | <b>0.5-1</b> | <b>0</b> | <b>9</b> |



**ALFRED FINCHER**  
**LB 6-1 240 Sr.**  
 Norwood, Mass. (Norwood)

9

Team tri-captain who started each of his final 29 games at middle linebacker and ranks in UConn's career top six in tackles (357) and the top four in tackles for loss (35.5)...Named first-team All-BIG EAST in a vote of the league's coaches...By far led the conference with his 140 tackles this year and was sixth in the nation with his 11.67 stops per game...The 140 tackles tie for sixth best in UConn seasonal history...Also added 12 TFLs, two sacks, two interceptions, seven pass break-ups, a fumble recovery and five forced fumbles. The five forced fumbles ranked third in the nation. Credited with five of UConn's 12 forced fumbles on the year...Named BIG EAST Defensive Player of the Week following UConn's win over Pittsburgh (Sept. 30)...Picked up the squad's defensive game ball in four of its seven wins (Murray State, Duke, Pittsburgh and Buffalo)...Shared the team's MVP award with Dan Orlovsky...Led the team in tackles six times and ranked second in four of the other six games...Capped his Husky career with a nine-tackle effort in the Motor City Bowl (Dec. 27) that included an interception...Tied for the team lead with 11 tackles against Rutgers (Nov. 25), also breaking up two passes...His 11-tackle effort against Buffalo (Nov. 20) included 1.5 TFLs and a pair of forced fumbles... Led UConn with 11 tackles at Georgia Tech (Nov. 13), including half a TFL...His 13-tackle day against Temple (Oct. 23) included 1.5 TFLs and three pass break-ups...Showed a knack for stepping up his play in bigger games with a career high 21 stops against West Virginia (Oct. 13) on the heels of making 17 tackles against Pittsburgh (Sept. 30), equalling his then-career high... Fincher's effort against the Mountaineers also featured 1.5 TFLs, including a sack, while his 17 stops against the Panthers also featured 1.5 TFLs, a forced fumble and a PBU to earn him UConn's first ever BIG EAST Defensive Player of the Week accolade...Led UConn with 12 tackles against Army (Sept. 25), nearly doubling the efforts posted by Danny Lansanah and Maurice Lloyd, who tied for second on the team with seven stops against the Cadets...Fincher also had two TFLs, including a sack, while forcing a fumble against Army...Recorded 13 tackles, including one TFL, while forcing and recovering a fumble against Duke (Sept. 11)...Scored his only career touchdown on a 16-yard interception return against Murray State (Sept. 4), also making seven stops against the Racers, including 1.5 TFLs.

#### FINCHER'S CAREER STATISTICS

| Year          | GP-GS        | UT         | AT         | TT         | SKS         | TFL             | INT      | PBU       |
|---------------|--------------|------------|------------|------------|-------------|-----------------|----------|-----------|
| 2001          | 11-0         | 7          | 3          | 10         | 0           | 2-3             | 0        | 0         |
| 2002          | 12-11        | 58         | 34         | 92         | 1.5-18      | 10.5-49         | 1        | 4         |
| 2003          | 12-12        | 67         | 48         | 115        | 1.5-9       | 11-27           | 1        | 3         |
| 2004          | 12-12        | 56         | 84         | 140        | 2-7         | 12-32           | 2        | 7         |
| <b>Totals</b> | <b>47-35</b> | <b>188</b> | <b>169</b> | <b>357</b> | <b>5-34</b> | <b>35.5-111</b> | <b>4</b> | <b>14</b> |



# YEAR IN REVIEW



## JOHN FLETCHER

**SS 5-9 187 Sr.**  
Miami, Fla. (Carol City)

12

Made 24 consecutive starts at strong safety to end his career...Recorded 62 tackles on the season, fifth-best on the team and second-best amongst defensive backs. Also made 6.5 tackles for loss with one PBU...Had five tackles, one for loss, in the Motor City Bowl (Dec. 27)...Tied for second on the team with nine tackles at Georgia Tech (Nov. 13), also combining with Shawn Mayne on a TFL...Made a pair of TFLs for the first time in his career at Syracuse (Oct. 30), finishing the game with three tackles in all...Made six stops against both West Virginia (Oct. 13) and Boston College (Sept. 17)...Tied his career high with a team-best 10 tackles in the season opener against Murray State (Sept. 4), also making 1.5 TFLs and breaking up a pass.

### FLETCHER'S CAREER STATISTICS

| Year          | GP-GS        | UT        | AT        | TT         | SKS        | TFL            | INT      | PBU      |
|---------------|--------------|-----------|-----------|------------|------------|----------------|----------|----------|
| 2001          | 9-1          | 21        | 8         | 29         | 1-8        | 3-11           | 0        | 2        |
| 2002          | 12-0         | 7         | 3         | 10         | 0          | 0              | 0        | 0        |
| 2003          | 12-12        | 40        | 20        | 60         | 0          | 1-3            | 0        | 0        |
| 2004          | 12-12        | 23        | 39        | 62         | 0          | 6.5-9          | 0        | 1        |
| <b>Totals</b> | <b>45-25</b> | <b>91</b> | <b>70</b> | <b>161</b> | <b>1-8</b> | <b>10.5-23</b> | <b>0</b> | <b>3</b> |



## JEFF FOX

**C/LS 6-2 305 Sr.**  
Plymouth Meeting, Pa. (Plymouth Whitemarsh)

56

Served as the team's long snapper for a fourth consecutive season while also seeing limited action as a reserve center...Played in all 12 games...Had assisted tackles in punt coverage against Pittsburgh (Sept. 30) and Georgia Tech (Nov. 13).



## RHEMA FULLER

**DT 6-3 296 So.**  
Cocoa, Fla. (Cocoa)


93

Started all 12 games at defensive tackle and tied for second amongst defensive linemen with his 31 tackles, also adding eight TFLs, two sacks, a forced fumble and a pass break-up...Named to

the BIG EAST All-Academic team...Tied his career highs for tackles (five) and TFLs (two) in UConn's critical win at Rutgers (Nov. 25)...Set that career high with his two tackles for loss at Georgia Tech (Nov. 13), knocking the Yellow Jackets back a total of five yards...Set his career high for tackles in a game with his five against West Virginia (Oct. 13)...Recorded a sack against Pittsburgh (Sept. 30) on his only tackle of the night...Made four tackles against Army (Sept. 25), including a sack, 1.5 for loss with a forced fumble and a pass break-up.

### FULLER'S CAREER STATISTICS

| Year          | GP-GS        | UT        | AT        | TT        | SKS         | TFL          | INT      | PBU      |
|---------------|--------------|-----------|-----------|-----------|-------------|--------------|----------|----------|
| 2002          | 2-0          | 0         | 0         | 0         | 0           | 0            | 0        | 0        |
| 2003          | 12-0         | 9         | 5         | 14        | 1-3         | 2-4          | 0        | 0        |
| 2004          | 12-12        | 15        | 16        | 31        | 2-7         | 8-20         | 0        | 1        |
| <b>Totals</b> | <b>26-12</b> | <b>24</b> | <b>21</b> | <b>45</b> | <b>3-10</b> | <b>10-24</b> | <b>0</b> | <b>1</b> |



## JAMES HARGARVE

**LB 5-11 228 Jr.**  
Pleasantville, N.J. (St. Joseph)

32

Started all 12 games at strongside linebacker and recorded 88 tackles, including a team high 15 TFLs...Also amassed four sacks, a forced fumble, a recovered fumble, an interception, two pass break-ups and recorded UConn's only blocked kick of the season...Second for UConn with 10 tackles against Toledo in the Motor City Bowl (Dec. 27), including 1.5 tackles for loss...Contributed six tackles, one for loss, and a pass break-up at Rutgers (Nov. 25)...Led UConn with nine tackles against Syracuse (Oct. 30), including one for loss...Made 15 stops against West Virginia (Oct. 13), his most since making 17 against Ohio on Sept. 21, 2002. The sum included a sack of Rasheed Marshall and 1.5 total TFLs along with a forced fumble...Was the team's defensive game ball recipient against Army (Sept. 25) after making five tackles and accounting for two turnovers with a fumble recovery and his first career interception...Had a career-high 2.5 TFLs at Boston College (Sept. 17) and five total tackles...Blocked a field goal against Murray State (Sept. 4), the team's only blocked kick of the season.

### HARGARVE'S CAREER STATISTICS

| Year          | GP-GS        | UT         | AT        | TT         | SKS          | TFL             | INT      | PBU      |
|---------------|--------------|------------|-----------|------------|--------------|-----------------|----------|----------|
| 2002          | 12-2         | 31         | 14        | 45         | 3-28         | 6.5-38          | 0        | 1        |
| 2003          | 11-11        | 49         | 26        | 75         | 3-14         | 8.0-29          | 0        | 3        |
| 2004          | 12-12        | 49         | 39        | 88         | 4-26         | 15.0-61         | 1        | 2        |
| <b>Totals</b> | <b>35-25</b> | <b>129</b> | <b>79</b> | <b>208</b> | <b>10-68</b> | <b>29.5-128</b> | <b>1</b> | <b>6</b> |




## RYAN HENEGAN

**LB 6-1 233 Fr.**  
Arlington, Texas (Nolan Catholic)

43

Saw action in all 12 games as a redshirt freshman, mostly on special teams, but also as a reserve linebacker...Credited with eight tackles on the year, including a season high three against Murray State (Sept. 4)...Also had multiple stops against Temple (Oct. 23) and single tackles against Duke (Sept. 11), West Virginia (Oct. 13) and Syracuse (Oct. 30).



## KERON HENRY

**WR 6-2 217 Sr.**  
Brooklyn, N.Y. (Brooklyn Technical)

1

Started all 12 games at wide receiver and also saw significant action on special teams...Had a catch in each of his last 23 games played...Ranked fourth in the BIG EAST in both receptions and receiving yardage, placing in the top 50 nationally in each category...Ranks ninth in UConn history with 1,615 career receiving yards...Received the team's scholar-athlete prize. Henry will graduate in May with about a 3.0 GPA as a double major in computer science and electrical engineering with a mathematics minor...UConn's leading receiver on the year with 67 catches for 891 yards with five touchdowns. The 67 catches place him fifth on the school's seasonal record chart...Had four 100-yard receiving games this year (vs. Duke, Army, Syracuse and Toledo), the first four of his career and the most in a season since John Fitzsimmons and Carl Bond each had four in 1998...Earned three game balls in the team's first two games of the year...Caught nine passes for 109 yards in UConn's rout of Toledo in the Motor City Bowl (Dec. 27)...Led UConn with six catches against Buffalo (Nov. 20) for 47 yards...Topped the Huskies with six catches at Georgia Tech (Nov. 13), good for 65 yards...Had five catches for a team-high 109 yards at Syracuse (Oct. 30)...Tied for the squad lead with five grabs against West Virginia (Oct. 13) for 53 yards with a touchdown...Made a team-best seven catches against Pittsburgh, good for 86 yards, while also scoring the game-winning touchdown against eventual BIG EAST champion Pittsburgh (Sept. 30)...Had his first career two-touchdown game on the strength of a career-high 117 receiving yards with seven receptions against Army (Sept. 25)...Against Duke (Sept. 11), he earned the game ball on both offense and special teams in a tight 22-20 win in which he caught a career-high eight passes for 112 yards...Henry became the first offensive player in the Randy Edsall era to earn two game balls in a single game...Received the first of two consecutive special teams game balls for his efforts against Murray State (Sept. 4),

also adding three catches for 71 yards and a touchdown in that contest.

### HENRY'S CAREER STATISTICS

| Year          | GP-GS        | REC.       | YDS.        | AVG.        | TD       | LONG      | AVG/G       |
|---------------|--------------|------------|-------------|-------------|----------|-----------|-------------|
| 2001          | 7-5          | 0          | 0           | 0.0         | 0        | 0         | 0.0         |
| 2002          | 12-0         | 5          | 62          | 12.4        | 0        | 33        | 5.2         |
| 2003          | 11-10        | 39         | 662         | 17.0        | 4        | 72        | 60.2        |
| 2004          | 12-12        | 67         | 891         | 13.3        | 5        | 45        | 74.2        |
| <b>Totals</b> | <b>42-27</b> | <b>111</b> | <b>1615</b> | <b>14.5</b> | <b>9</b> | <b>72</b> | <b>38.5</b> |

\*Played quarterback in 2001 and the first half of 2002



## KINNAN HERRIOTT

**LB 5-11 227 Sr.**  
McKeesport, Pa. (McKeesport)

20

Played in nine games during the year on special teams and as a reserve linebacker...Made six tackles, including five solos, while breaking up two passes...Recorded two stops in the Motor City Bowl (Dec. 27)...Made a solo tackle and broke up a pass at Rutgers (Nov. 25)...Assisted on a tackle against West Virginia (Oct. 13)...Had two solo stops, and a PBU, against Army (Sept. 25).

### HERRIOTT'S CAREER STATISTICS

| Year          | GP-GS       | UT        | AT        | TT        | SKS      | TFL        | INT      | PBU      |
|---------------|-------------|-----------|-----------|-----------|----------|------------|----------|----------|
| 2001          | 8-0         | 3         | 3         | 6         | 0        | 0          | 0        | 0        |
| 2002          | 11-0        | 2         | 2         | 4         | 0        | 0          | 0        | 0        |
| 2003          | 10-1        | 8         | 8         | 16        | 0        | 2-4        | 0        | 0        |
| 2004          | 9-0         | 5         | 1         | 6         | 0        | 0          | 0        | 2        |
| <b>Totals</b> | <b>38-1</b> | <b>18</b> | <b>14</b> | <b>32</b> | <b>0</b> | <b>2-4</b> | <b>0</b> | <b>2</b> |



## SHANE HUSSAR

**P 5-10 188 Fr.**  
Plantation, Fla. (American Heritage)

37

UConn's punter in 11 of 12 games, missing the Rutgers (Nov. 25) contest with a sore hamstring...Averaged 36.9 yards per kick with a long of 52...Left 16 of his 46 kicks inside the 20 (35%)...Named BIG EAST Special Teams Player of the Week, and received the team's special teams game ball, after the win over Buffalo (Nov. 20) where he punted five times for a season-high 43.2-yard average, leaving three of the five kicks inside the UB 12-yard line...Improved as the year progressed, recording an average of 40.0 yards per punt or better in each of his final three games after not reaching the mark in any of the team's first six contests...Left three of his six punts inside the 20 at Georgia Tech, kicking for a 40.0 yard average that included a season-long boot of 52 yards...Had his most productive game against Pittsburgh (Sept. 30) when he punted a career-high eight times and left five of them inside the 20.



# YEAR IN REVIEW



**BILLY IRWIN**

**C** 6-2 279 Sr.  
Fairfax, Va. (Robinson Secondary)

58

Started all 12 games this season at center to extend his consecutive starts streak to 36 games, second only to Brian Markowski amongst offensive linemen.



**TYLER KING**

**DE** 6-5 167 Sr.  
N. Attleboro, Mass. (Avon (Conn.) Old Farms)

52

Started each of the first five games at defensive end but broke his leg in the final minutes of the Pittsburgh game (Sept. 30) and was lost for the regular season...Valiently returned to the starting lineup for the Motor City Bowl (Dec. 27)...At the time of the injury, he led the BIG EAST in tackles for loss and was first amongst all BIG EAST defensive linemen in total tackles...Finished the year with 31 tackles, including 10 for loss, and 4.5 sacks...UConn's defense as a whole suffered without his pass-rushing presence as the team averaged 271.2 yards per game in total defense over the six games he played in and 383.8 over the other six contests...Earned the team's defensive MVP award despite playing in just five regular season games in which he made the most of every snap...In his return to the lineup against Toledo, made four tackles, 1.5 for loss with a sack and a fumble recovery to earn the UAW's Lineman of the Game award...Made six tackles against Pittsburgh (Sept. 30) with 1.5 TFLs and half a sack, while also recovering a fumble to earn a game ball...Had a season-high eight tackles at Boston College (Sept. 17), including three TFLs, two of which were sacks...Also recorded three TFLs in the season opener against Murray State (Sept. 4) when he amassed seven total tackles to tie for second on the team.

### KING'S CAREER STATISTICS

| Year          | GP-GS        | UT         | AT        | TT         | SKS           | TFL           | INT      | PBU      |
|---------------|--------------|------------|-----------|------------|---------------|---------------|----------|----------|
| 2001          | 11-9         | 20         | 9         | 29         | 5.5-28        | 7-36          | 0        | 1        |
| 2002          | 11-11        | 27         | 10        | 37         | 1-3           | 6-21          | 0        | 2        |
| 2003          | 12-12        | 47         | 30        | 77         | 8-60          | 17-85         | 0        | 2        |
| 2004          | 6-6          | 13         | 18        | 31         | 4.5-17        | 10-35         | 0        | 1        |
| <b>Totals</b> | <b>40-38</b> | <b>107</b> | <b>67</b> | <b>174</b> | <b>19-108</b> | <b>40-177</b> | <b>0</b> | <b>6</b> |



**MICHAEL KODISH**

**OT** 6-5 296 Sr.  
Coral Springs, Fla. (J.P. Taravella)

74

Played in 10 games, making his first career start against Army on Sept. 25 when Ryan Krug was injured...Used mainly as a backup left tackle and also as an extra blocker on placement kicks.



**RYAN KRUG**

**OT** 6-4 319 Sr.  
Pine Beach, N.J. (Toms River South)

73

The anchor of UConn's offensive line and a team captain...Started 11 of 12 games as a senior at left tackle, missing only Army (Sept. 25) and was rewarded for his performance with a spot on the All-BIG EAST second-team.



**DANNY LANSANAH**

**LB** 6-1 232 Fr.  
Harrisburg, Pa. (Harrisburg)

48

Played in 11 of 12 games (missing Buffalo on Nov. 20) as a backup linebacker and special teams performer...Accumulated 23 tackles...Two biggest games were against Murray State (Sept. 4) and Army (Sept. 25) as he made seven stops in each contest, adding a half of a TFL against the Racers and a pass break-up against the Cadets.

### LANSANAH'S CAREER STATISTICS

| Year | GP-GS | UT | AT | TT | SKS | TFL   | INT | PBU |
|------|-------|----|----|----|-----|-------|-----|-----|
| 2004 | 11-0  | 10 | 13 | 23 | 0   | 0.5-1 | 0   | 1   |



**TIM LASSEN**

**TE 6-5 273 Sr.**  
Cheshire, Conn. (Cheshire)

91

Appeared in all 12 games with starts against Murray State (Sept. 4) and Temple (Oct. 23), the two instances when UConn opened the contest in a two-tight end package...Made three catches on the year for 18 yards with a touchdown...Six of his 14 career receptions were good for a touchdown, including a one-yard score against Army (Sept. 25)...Had single catches against Temple (Oct. 23) and Syracuse (Oct. 30).

**LASSEN'S CAREER STATISTICS**

| Year          | GP-GS       | REC.      | YDS.       | AVG.       | TD       | LONG      | AVG/G      |
|---------------|-------------|-----------|------------|------------|----------|-----------|------------|
| 2002          | 12-2        | 3         | 18         | 6.0        | 2        | 12        | 1.5        |
| 2003          | 6-3         | 8         | 90         | 11.2       | 3        | 21        | 15.0       |
| 2004          | 12-2        | 3         | 18         | 6.0        | 1        | 10        | 1.5        |
| <b>Totals</b> | <b>30-7</b> | <b>14</b> | <b>126</b> | <b>9.0</b> | <b>6</b> | <b>21</b> | <b>4.2</b> |



**MATT LAWRENCE**

**TB 6-1 200 So.**  
Bloomfield, Conn. (Bloomfield)

42

Played in 10 games with starts at tail back in the first two games of the season, against Murray State (Sept. 4) and Duke (Sept. 11)...Gained 117 yards on 28 carries with two touchdowns...Also caught five passes for 61 yards with a touchdown...Had a 10-yard touchdown run to cap the scoring in UConn's Motor City Bowl win over Toledo (Dec. 27)...Did not play at tailback after the Duke game, but was used as a kickoff returner, running back a team-high 12 for a total of 186 yards...Ran for 76 yards and a touchdown in 18 carries while making four grabs for 47 yards and another touchdown against Murray State (Sept. 4) in the team's season opener.

**LAWRENCE'S CAREER STATISTICS**

| Year          | GP-GS       | Att       | Yds        | TD       | Avg        | Rec.     | Yds       | TD       |
|---------------|-------------|-----------|------------|----------|------------|----------|-----------|----------|
| 2003          | 6-2         | 45        | 150        | 1        | 3.3        | 4        | 14        | 0        |
| 2004          | 10-2        | 28        | 117        | 2        | 4.2        | 5        | 61        | 1        |
| <b>Totals</b> | <b>16-4</b> | <b>73</b> | <b>267</b> | <b>3</b> | <b>3.7</b> | <b>9</b> | <b>75</b> | <b>1</b> |



**MAURICE LLOYD**

**LB 5-11 232 Sr.**  
Daytona Beach, Fla. (Mainland)

11

Started all 12 games for UConn in 2004 at weakside linebacker and each of his final 41 overall...Ranked third in school history with 412 career tackles and ranks second with 47.5 career TFLs...Earned second-team All-BIG EAST recognition after placing second in the BIG EAST with 117 tackles...Also chipped in 12 TFLs, three sacks, an interception, a forced fumble and two pass break ups...Earned the squad's defensive game ball against Temple (Oct. 23) and Rutgers (Nov. 25), two of UConn's three BIG EAST wins on the year, and gained another against Toledo (Dec. 27)...Named to national All-Bowl teams by ESPN.com and CBS SportsLine after making a career-high 18 tackles in the Motor City Bowl, including 3.5 for a loss with a sack...Capped the regular season with a team-high 11-tackle performance at Rutgers where he also made a critical sack and forced fumble during a red zone possession in the second half...Ties his career high with 16 tackles against Temple...Made 12 stops against West Virginia (Oct. 13) while also making his first interception since he had a pair at Iowa State on Nov. 23, 2002...By far led UConn with a 12-tackle performance at Boston College that included on TFL...Amongst his nine stops in the win over Duke (Sept. 11) were two TFLs and a sack.

**LLOYD'S CAREER STATISTICS**

| Year          | GP-GS        | UT         | AT         | TT         | SKS         | TFL             | INT      | PBU      |
|---------------|--------------|------------|------------|------------|-------------|-----------------|----------|----------|
| 2001          | 10-5         | 40         | 20         | 60         | 0           | 3-10            | 0        | 0        |
| 2002          | 12-12        | 78         | 35         | 113        | 2-13        | 18-44           | 4        | 5        |
| 2003          | 11-11        | 96         | 26         | 122        | 0           | 14.5-29         | 0        | 2        |
| 2004          | 12-12        | 48         | 69         | 117        | 3-26        | 12-59           | 1        | 2        |
| <b>Totals</b> | <b>45-40</b> | <b>262</b> | <b>150</b> | <b>412</b> | <b>5-39</b> | <b>47.5-142</b> | <b>5</b> | <b>9</b> |



**BRIAN MARKOWSKI**

**OG 6-2 289 Sr.**  
Carlstadt, N.J. (Paramus Catholic)

54

Started all 12 games at left guard...The fourth consecutive year in which he did not miss a start in the trenches, starting all 47 of his career contests.



# YEAR IN REVIEW



## SHAWN MAYNE

DE 6-3 241 So.  
Montreal, Que. (Vanier Prep)

40

Started all 12 games at defensive end and led the Husky line with 41 tackles on the year while leading the entire team with 5.5 sacks...Also recorded 10 TFLs, forced a fumble and recovered two more with two pass break-up, coming in the win at Rutgers (Nov. 25) and the Motor City Bowl (Dec. 27)...Posted a career-high seven tackles against Toledo, including 1.5 for loss, and a sack while also recording a PBU...Made four tackles at Buffalo and recorded the first safety in Rentschler Field's young history after Buffalo quarterback P.J. Piskorik fell on an errant shotgun snap in the end zone...Each of his three tackles against Temple (Oct. 23) were good for a loss, including a pair of sacks, as he personally drove the Owls back 13 yards...His four tackles against West Virginia (Oct. 13) included a 10-yards sack of Rasheed Marshall...Contributed two TFLs and 1.5 sacks to the win over Pittsburgh (Sept. 30), making four stops in all...His six tackles on opening day against Murray State (Sept. 4) set a then-career high.

### MAYNE'S CAREER STATISTICS

| Year          | GP-GS        | UT        | AT        | TT        | SKS           | TFL          | INT      | PBU      |
|---------------|--------------|-----------|-----------|-----------|---------------|--------------|----------|----------|
| 2003          | 11-0         | 0         | 3         | 3         | 0-0           | 0.0          | 0        | 1        |
| 2004          | 12-12        | 11        | 30        | 41        | 5.5-37        | 10-44        | 0        | 2        |
| <b>Totals</b> | <b>23-12</b> | <b>11</b> | <b>33</b> | <b>44</b> | <b>5.5-37</b> | <b>10-44</b> | <b>0</b> | <b>3</b> |



## RICKY McCOLLUM

CB 6-2 212 Fr.  
Washingtonville, N.Y. (Washingtonville)

38

Saw action in each of the final nine games, mainly on special teams...Made five tackles on the year with an assisted stop apiece in each of his first three career games played, against Army (Sept. 25), Pittsburgh (Sept. 30), West Virginia (Oct. 13)...Added the fourth assisted tackle against Buffalo (Nov. 20) and his first career solo stop against Toledo in the Motor City Bowl (Dec. 27).



## BRANDON McLEAN

WR 5-10 154 Fr.  
New Haven, Conn. (Hyde Leadership)

88

Speedy true freshman who played in all 12 games as a wide receiver and punt returner...Made 14 catches for 132 yards and two touchdowns while making five carries (on end-arounds and bubble screens) for 53 yards...On special teams, returned six punts for 65 yards (10.8 average) and made five tackles (four solo) in coverage...Top receiving performances were against Buffalo (Nov. 20) when he caught three passes for 41 yards with a touchdown and at Syracuse (Oct. 30) when he also made three catches, good for 33 yards and his first career touchdown...The Syracuse game saw him gain 84 all purpose yards including a 30-yard end-around scamper and a season-long 21-yard punt return...Turned in his lone multiple-tackle effort of the year against Temple (Oct. 23) when he made one solo tackle and assisted on a second.



## DEON McPHEE

DT 6-2 286 Jr.  
Abaco, Bahamas (Abaco Central, The Bolles Sch.)

76

Started 11 games, missing only the contest against Buffalo (Nov. 20) when he returned to his native Bahamas for his grandmother's funeral...Finished the season with 24 tackles, including four TFLs after making just 27 and three, respectively, in his combined first two seasons at UConn...Made four tackles against West Virginia (Oct. 13), his second-best effort of the season and one which saw his first career multiple-TFL game as he made two on the night...Had three tackles at Boston College (Sept. 17)...Opened the year by making a career-high five tackles against Murray State (Sept. 4), including a half of a TFL, which he shared with Jason Ward.

### McPHEE'S CAREER STATISTICS


| Year          | GP-GS        | UT        | AT        | TT        | SKS        | TFL         | INT      | PBU      |
|---------------|--------------|-----------|-----------|-----------|------------|-------------|----------|----------|
| 2002          | 12-0         | 4         | 7         | 11        | 0-0        | 0-0         | 0        | 0        |
| 2003          | 11-1         | 9         | 7         | 16        | 1-3        | 3-5         | 0        | 0        |
| 2004          | 11-11        | 8         | 16        | 24        | 0-0        | 4-6         | 0        | 0        |
| <b>Totals</b> | <b>34-12</b> | <b>21</b> | <b>30</b> | <b>51</b> | <b>1-3</b> | <b>7-11</b> | <b>0</b> | <b>0</b> |




**DONTA MOORE**  
 FS 6-1 197 So.  
 Tampa, Fla. (Blake)

21

Made it into all 12 games, mainly on special teams, but also saw occasional action in the secondary...Made 12 tackles on the season...Broke up a pass and made three tackles in the Motor City Bowl (Dec. 27)...Had two tackles against both West Virginia (Oct. 13) and Temple (Oct. 23) and chipped in a single tackle to five different games.



**DAN MURRAY**  
 TE 6-5 247 So.  
 Gloucester, Mass. (Gloucester)

46

Appeared in all 12 games at tight end, starting 11 of them. The lone exception came at Boston College (Sept. 17) when UConn started with a personnel package that included three wide receivers and two running backs...Caught 28 passes on the year for 396 yards (fourth on the team) and five touchdowns...His 14.1 average yards per catch ranked second only to Jason Williams for the Huskies...Had six catches for 135 yards and a pair of touchdowns, all career highs, at Rutgers (Nov. 25) to earn the offensive game ball in a critical BIG EAST win on national television. In the game, he became the first Husky tight end since Brian Kozlowski in 1992 to eclipse the 100 receiving yard plateau. Other than a three-yard touchdown grab, each of his catches against the Scarlet Knights were at least 20 yards long...Made four catches at Georgia Tech (Nov. 13) for 37 yards on the heels of a four-catch performance at Syracuse (Oct. 30) that was good for 43 yards and one score...Had a smashing 2004 season debut against Murray State (Sept. 4), tying for the team lead with four receptions that went for 92 yards, including a 61-yard touchdown catch and run.

**MURRAY'S CAREER STATISTICS**

| Year          | GP-GS        | REC.      | YDS.       | AVG.        | TD       | LONG      | AVG/G       |
|---------------|--------------|-----------|------------|-------------|----------|-----------|-------------|
| 2003          | 12-4         | 9         | 123        | 13.7        | 1        | 24        | 10.2        |
| 2004          | 12-11        | 28        | 396        | 14.1        | 5        | 61        | 33.0        |
| <b>Totals</b> | <b>24-15</b> | <b>37</b> | <b>519</b> | <b>14.0</b> | <b>6</b> | <b>61</b> | <b>21.6</b> |



**MATT NUZIE**  
 PK 5-11 200 So.  
 Trumbull, Conn. (Trumbull)

98

A Lou Groza Award semifinalist and second-team All-BIG EAST selection who at one point in 2004 made a school-record 10 consecutive field goals...Named UConn's Special Teams MVP...Already in the school's career top three for both field goals and extra points made...Ranked first in the BIG EAST, and eighth in the nation, in field goals...In all, he hit on 20-of-28 field goal tries in 2004, with a long of 51, and 37-of-42 extra points, for a total of 97 points scored...The 20 made field goals set a UConn seasonal record...Was named to *Sports Illustrated's* national All-Bowl team after making four field goals against Toledo in the Motor City Bowl (Dec. 27), tying the school record...Hit a career-long boot of 51 yards to set the UConn consecutive field goal record of 10 at Georgia Tech (Nov. 13) but snapped the string on his next attempt, coming from 44 yards out...Successful on a 48-yard try at Syracuse (Oct. 30) in his only career indoor field goal attempt...Won BIG EAST Special Teams Player of the Week honors, and earned a game ball, after the Pittsburgh win on Sept. 30 in which he was successful on all three of his field goal tries including a crucial 49-yard boot as time expired in the first half...Tallied 11 points in all on the night, then a season high...Made a career-high three field goals against Duke (Sept. 11)...Perfect on seven extra point tries, and his lone field goal attempt, against Murray State (Sept. 4).

**NUZIE'S CAREER STATISTICS**

| Year          | XP-XPA       | FG-FGA       | 0-29         | 30-39        | 40-49       | 50+        | LNG       | PTS        |
|---------------|--------------|--------------|--------------|--------------|-------------|------------|-----------|------------|
| 2003          | 47-49        | 11-21        | 8-8          | 3-8          | 0-5         | 0-0        | 38        | 80         |
| 2004          | 37-42        | 20-28        | 10-11        | 7-10         | 2-6         | 1-1        | 51        | 97         |
| <b>Totals</b> | <b>84-91</b> | <b>31-49</b> | <b>18-19</b> | <b>10-18</b> | <b>2-11</b> | <b>1-1</b> | <b>51</b> | <b>177</b> |



**DAN ORLOVSKY**  
 QB 6-5 238 Sr.  
 Shelton, Conn. (Shelton)

7

One of the nation's top signal callers who ranked fifth in the country in passing and 15th in total offense...Owns most UConn career and seasonal passing records...Ranks third nationally amongst all active players in career touchdown passes and seventh in career passing yards...Shared the team's MVP award with fellow captain Alfred Fincher...Named the Most Valuable Player of the Motor City Bowl (Dec. 27)...Was twice named BIG EAST Offensive Player of the Week, coming after the Army (Sept. 25) and Syracuse (Oct.



# YEAR IN REVIEW

30) contests. The Syracuse one was significant as it signified just the sixth time in BIG EAST history that a player was named the Offensive Player of the Week outright in a losing effort and it was only the second such instance since 1996...Picked up game balls in wins over Army, Buffalo (Nov. 20) and Toledo...For the year, completed 288-of-457 for 3,354 yards with 23 touchdowns and 15 interceptions...Hit on 20-of-41 for 239 yards with a pair of touchdowns as UConn beat Toledo in the Motor City Bowl in UConn's bowl game debut...Guided UConn to its Thanksgiving Day win at Rutgers (Nov. 25) by hitting on 19-of-30 for 264 yards with three touchdowns and a pair of interceptions, the first of which snapped a career-long string of 116 consecutive passes without being picked off...Completed 73.7-percent of his passes (28-for-38) in the win over Buffalo (Nov. 20) to go along with 283 passing yards and one TD strike...Had a record smashing day at Syracuse in the losing effort...Set UConn, BIG EAST and Carrier Dome records with his 39 completions, coming on a season-high 51 attempts...His 445 passing yards set a school record and tied for fifth in BIG EAST history for a single game...His 76.5-percent completion percentage (39-for-51) ranked fifth-best for a game in UConn lore...Orlovsky also threw three touchdowns and two interceptions as he became just the second player since 1996 to be named the BIG EAST Offensive Player of the Week outright in a losing effort...Against Temple (Oct. 23) he connected with Jason Williams on a 90-yard touchdown pass, the longest of their careers and the third longest passing play in UConn annals...Had a big day against Army to become the first Husky to ever win a BIG EAST weekly honor. Orlovsky completed 25 of his 34 passes (73.5%) for 288 yards with four touchdowns and one interception...In the season opener against Murray State (Sept. 4), he tied his own school record with five touchdown passes, completing 19-of-29 for 382 yards...One of the touchdowns was an 80-yard strike to Jason Williams while another was a 61-yard toss to Dan Murray...His 219.28 efficiency rating after that one game led the nation.

### ORLOVSKY'S CAREER STATISTICS

| Year          | GP-GS        | A-C-I              | PCT         | YDS          | TD        | EFF   |
|---------------|--------------|--------------------|-------------|--------------|-----------|-------|
| 2001          | 10-6         | 269-128-11         | 47.6        | 1379         | 9         | 93.51 |
| 2002          | 12-12        | 366-221-11         | 60.4        | 2488         | 19        | 128.6 |
| 2003          | 12-12        | 475-279-14         | 58.7        | 3485         | 33        | 137.4 |
| 2004          | 12-12        | 457-288-15         | 63.0        | 3354         | 23        | 134.7 |
| <b>Totals</b> | <b>46-42</b> | <b>1567-916-51</b> | <b>58.6</b> | <b>10706</b> | <b>84</b> |       |



## JUSTIN PERKINS

**CB** 5-11 184 **Sr.**  
Fort Lauderdale, Fla. (Plantation)

The squad's top cover corner, Perkins started all 12 games and earned first-team All-BIG EAST recognition...Made 38 tackles and five interceptions despite the fact that teams often threw away from him...Also had one TFL, two fumble recoveries and 12 pass break-ups on the year...Tied for 14th in the nation in passes defended and tied for 16th in interceptions...Returned two of his

interceptions for touchdowns becoming the first Husky to do that in either a single season or a career...Was responsible for five turnovers in UConn's first six games of the year (three interceptions, two fumble recoveries)...Had an interception, a pass break up and made three tackles in the Motor City Bowl (Dec. 27)...Made a season-high six tackles, five of them solo, at Georgia Tech (Nov. 13)...Had five solo stops and his lone TFL of 2004 at Syracuse (Oct. 30)...Returned a fumble 23 yards and made a pair of tackles against West Virginia (Oct. 13)...Returned a first quarter interception nine yards for a touchdown against Pittsburgh (Sept. 30) to help jump start a UConn victory...Made four tackles at Boston College (Sept. 17) with an interception and a fumble recovery...Returned an interception 27 yards for a touchdown during the fourth quarter of UConn's thrilling 22-20 come-from-behind win over Duke (Sept. 11).

### PERKINS' CAREER STATISTICS

| Year          | GP-GS        | UT         | AT        | TT         | SKS      | TFL         | INT       | PBU       |
|---------------|--------------|------------|-----------|------------|----------|-------------|-----------|-----------|
| 2001          | 11-11        | 48         | 13        | 61         | 0        | 6-27        | 1         | 9         |
| 2002          | 1-1          | 1          | 1         | 2          | 0        | 0           | 0         | 0         |
| 2003          | 12-12        | 58         | 11        | 69         | 0        | 1-2         | 6         | 21        |
| 2004          | 12-12        | 24         | 14        | 38         | 0        | 1-2         | 5         | 12        |
| <b>Totals</b> | <b>36-36</b> | <b>131</b> | <b>39</b> | <b>170</b> | <b>0</b> | <b>8-31</b> | <b>12</b> | <b>42</b> |



## GRANT PRESTON

**OT** 6-5 298 **Jr.**  
Mechanicsburg, Pa. (Mechanicsburg)



Started all 12 games at right tackle...Has started 35 of his 36 career games, missing one last year with pneumonia.



## KEN RICE

**OG** 6-1 268 **Sr.**  
Franklin Square N.Y. (Sewanhaka)



Senior reserve offensive guard who saw action in the team's 29-0 win over Buffalo on Senior Day.





**TAURIEN SOWELL**  
**LB 6-1 225 Jr.**  
 Bridgeport, Conn. (Bridgeport Central)

47

Played in 10 games at linebacker and on special teams...Missed the Boston College and Army games...Had three assisted tackles on the year and one solo, helping on single stops against Murray State, Georgia Tech and Buffalo and making one of his own against Toledo in the Motor City Bowl.

**SOWELL'S CAREER STATISTICS**

| Year          | GP-GS       | UT        | AT        | TT        | SKS        | TFL        | INT      | PBU      |
|---------------|-------------|-----------|-----------|-----------|------------|------------|----------|----------|
| 2002          | 10-0        | 3         | 1         | 4         | 0-0        | 0-0        | 0        | 0        |
| 2003          | 12-1        | 20        | 6         | 26        | 0-0        | 3-6        | 0        | 4        |
| 2004          | 10-0        | 1         | 3         | 4         | 0-0        | 0-0        | 0        | 0        |
| <b>Totals</b> | <b>32-1</b> | <b>24</b> | <b>10</b> | <b>34</b> | <b>0-0</b> | <b>3-6</b> | <b>0</b> | <b>4</b> |




**BRIAN SPARKS**  
**WR 5-10 188 Sr.**  
 Plainville, Conn. (Plainville)

84

Former walk-on who earned a scholarship prior to the season and responded by holding down the fourth spot in the receiver rotation...Named to the BIG EAST All-Academic team...Appeared in all 12 games and caught 20 passes for 176 yards and three touchdowns after never having played a down prior to this season...Received the team's Kendall Madison Award which goes to a "strong team player who's dedication, hard work and outstanding citizenship best exemplify the strong spirit of the UConn Huskies"...Caught a six-yard touchdown pass against Toledo in the Motor City Bowl (Dec. 27)...Had the best day of his career at Syracuse (Oct. 30) when he caught five passes for 59 yards with one touchdown...Scored his first career touchdown on a nine-yard passing play against Temple (Oct. 23)...Had three catches for 33 yards against Pittsburgh (Sept. 30), all coming on the fourth quarter drive that led to UConn's final game-sealing touchdown in a 29-17 win...Had three grabs at Boston College (Sept. 17).

**SPARKS' CAREER STATISTICS**

| Year          | GP-GS       | REC.      | YDS.       | AVG.       | TD       | LONG      | AVG/G       |
|---------------|-------------|-----------|------------|------------|----------|-----------|-------------|
| 2003          | 7-0         | 2         | 27         | 13.5       | 0        | 19        | 3.9         |
| 2004          | 12-0        | 20        | 176        | 8.8        | 3        | 20        | 14.7        |
| <b>Totals</b> | <b>19-0</b> | <b>22</b> | <b>203</b> | <b>9.2</b> | <b>3</b> | <b>20</b> | <b>10.7</b> |



**LARRY TAYLOR**  
**TB 5-10 188 Fr.**  
 Fort Lauderdale, Fla. (Glades Day)

24

Proved to be a sparkplug in his 10 games played as the diminutive true freshman speedster missing only the Syracuse and Georgia Tech contests...Returned 24 punts for 351 yards (14.6 avg.) with a touchdown and 12 kickoffs for 376 yards (31.3 avg) and one touchdown...Also carried the ball four times for 34 yards against Army (Sept. 25) and caught a six-yard pass against Pittsburgh (Sept. 30)...Ranked second in the nation in kickoff returns while tying for second in the BIG EAST, and 17th in the nation for punt returns...Joined Nick Giaquinto (1975) as the only Huskies to ever return a punt and kickoff for a touchdown in the same season...Helped UConn improved for 116th in the nation in punt returns in 2003 to 18th in 2004...Earned UConn's special teams game ball after wins over Army, Temple (Oct. 23) and Toledo (Dec. 27)...Had a 68-yard punt return for a touchdown that blew the Motor City Bowl (Dec. 27) wide open...Also returned two kickoffs for 89 yards against Toledo with a long of 54...Returned five kickoffs for 111 yards (both season highs) at Rutgers (Nov. 25), including a long of 43 yards...Returned the opening kickoff 97 yards for a touchdown against Temple, becoming the first Husky to return a kickoff for a touchdown since 1998. It is also believed to be the first opening kickoff returned for a touchdown in school history...Had five punt returns for 74 yards against Pittsburgh (Sept. 30), tying career highs...Nearly scored in his collegiate debut as he rattled off a career-long 58-yard punt return against Murray State (Sept. 4) before being hauled down at the Racer 10-yard line.

**LARRY TAYLOR'S CAREER STATISTICS**

| Year | GP-GS | Att | Yds  | Avg | TD  | KR | Yds | Avg  | TD | Lng |
|------|-------|-----|------|-----|-----|----|-----|------|----|-----|
| 2004 | 10-0  | 4   | 34   | 8.5 | 0   | 12 | 376 | 31.3 | 1  | 97  |
| Year | PR    | Yds | Avg  | TD  | Lng |    |     |      |    |     |
| 2004 | 24    | 351 | 14.6 | 0   | 68  |    |     |      |    |     |



**MARVIN TAYLOR**  
**FS 5-11 179 Fr.**  
 New Brunswick, N.J. (New Brunswick)

10

Played in all 12 games as a defensive back and on special teams...Made 12 tackles on the season...Had three tackles in the victory over Pittsburgh (Sept. 30)...Recorded a pair of tackles against Army (Sept. 25), Temple (Oct. 23) and Rutgers (Nov. 25).



# YEAR IN REVIEW



**JASON  
WARD**

**DE 6-3 259 So.**  
St. Hippolyte, Que. (John Abbott)

59

Stepped into a starting role after Tyler King's injury and started the final six games of the regular season, playing in all 12 overall...Made 15 tackles on the year including two for a loss...Made a season-high four stops, two of them solo, in UConn's win over Temple (Oct. 23)...Had a two-yard TFL in both the Murray State (Sept. 4) and Duke (Sept. 11) games...Had three tackles against both the Racers and Georgia Tech (Nov. 13).

### WARD'S CAREER STATISTICS

| Year          | GP-GS       | UT       | AT       | TT        | SKS        | TFL        | INT      | PBU      |
|---------------|-------------|----------|----------|-----------|------------|------------|----------|----------|
| 2003          | 2-0         | 0        | 1        | 1         | 0-0        | 0-0        | 0        | 0        |
| 2004          | 12-6        | 7        | 8        | 15        | 0-0        | 2-4        | 0        | 0        |
| <b>Totals</b> | <b>14-6</b> | <b>7</b> | <b>9</b> | <b>16</b> | <b>0-0</b> | <b>2-4</b> | <b>0</b> | <b>0</b> |



**JON  
WHOLLEY**

**TB 5-9 197 Sr.**  
Southington, Conn. (Southington)

31

Appeared in five games before hurting his shoulder against Temple (Oct. 23), forcing him to miss the rest of the season...Played mostly on special teams but also had four carries for 14 yards...Carried three times for 6 yards against Army (Sept. 25) and once for eight yards against Murray State (Sept. 4).

### WHOLLEY'S CAREER STATISTICS

| Year          | GP-GS       | ATT       | YDS       | AVG.       | TD       | LONG     |
|---------------|-------------|-----------|-----------|------------|----------|----------|
| 2002          | 2-0         | 6         | 14        | 2.3        | 0        | 7        |
| 2003          | 6-0         | 0         | 0         | 0.0        | 0        | 0        |
| 2004          | 5-0         | 4         | 14        | 3.5        | 0        | 8        |
| <b>Totals</b> | <b>13-0</b> | <b>10</b> | <b>28</b> | <b>2.8</b> | <b>0</b> | <b>8</b> |



**JASON  
WILLIAMS**

**WR 6-0 182 Jr.**  
McKeesport, Pa. (McKeesport)

80

Played in all 12 games, starting seven as a third wide receiver...Had 44 receptions (tied for second on the team) for 661 yards (second on the squad) with four touchdowns...Also saw some action as a kick returner when Larry Taylor was injured returning a pair of kickoffs for 50 yards at Syracuse (Oct. 30)...Connected with Dan Orlovsky on two of the 10 longest passing plays in UConn history, a 90-yard strike against Temple (Oct. 23) and an 80-yard toss against Murray State (Sept. 4)...Had the first two 100-yard receiving games of his career against Temple and Murray State...Made SportsCenter's Plays of the Day with a diving touchdown catch against Toledo in the Motor City Bowl (Dec. 27) on a fourth down play...Had five receptions for 42 yards in the win over Buffalo (Nov. 20)...Led the Huskies with five catches for a career-high 138 yards and a 90-yard touchdown against Temple (Oct. 23)...Had four grabs for 65 yards, including a 44-yarder, against West Virginia (Oct. 13)...Caught five passes for 73 yards against Army (Sept. 25)...Set his season high with six catches in the thrilling win over Duke (Sept. 11), good for 72 yards...Earned the offensive game ball after posting his first career 100-yard receiving game in the season opener against Murray State (Sept. 4), in which he had four grabs for 128 yards and a pair of touchdowns.

### JASON WILLIAMS' CAREER STATISTICS

| Year          | GP-GS        | REC.      | YDS.        | AVG.        | TD       | LONG      | AVG/G       |
|---------------|--------------|-----------|-------------|-------------|----------|-----------|-------------|
| 2002          | 12-3         | 23        | 354         | 15.4        | 3        | 53        | 29.5        |
| 2003          | 12-2         | 19        | 139         | 7.3         | 0        | 17        | 11.6        |
| 2004          | 12-6         | 44        | 661         | 15.0        | 4        | 90        | 55.1        |
| <b>Totals</b> | <b>36-11</b> | <b>86</b> | <b>1154</b> | <b>13.4</b> | <b>7</b> | <b>90</b> | <b>32.1</b> |



**JULIUS  
WILLIAMS**

**LB 6-2 231 Fr.**  
Decatur, Ga. (Towers)

45

True freshman who saw action in all 12 games on special teams while making some brief appearances as a linebacker...Credited with seven tackles on the season, four of which came against Buffalo (Nov. 20)...Also recorded a single tackle against Temple (Oct. 23), Syracuse (Oct. 30) and Georgia Tech (Nov. 13).



## 2004 CONNECTICUT TEAM STATISTICS

|                     |         |         |         |         |
|---------------------|---------|---------|---------|---------|
| RECORD:             | OVERALL | HOME    | AWAY    | NEUTRAL |
| ALL GAMES.....      | (8-4-0) | (6-1-0) | (1-3-0) | (1-0-0) |
| CONFERENCE.....     | (3-3-0) | (2-1-0) | (1-2-0) | (0-0-0) |
| NON-CONFERENCE..... | (5-1-0) | (4-0-0) | (0-1-0) | (1-0-0) |

| DATE         | OPPONENT          | W/L | SCORE | ATTEND |
|--------------|-------------------|-----|-------|--------|
| Sep 04, 2004 | MURRAY STATE      | W   | 52-14 | 35129  |
| Sep 11, 2004 | DUKE              | W   | 22-20 | 40000  |
| Sep 17, 2004 | at BOSTON COLLEGE | L   | 7-27  | 42564  |
| Sep 25, 2004 | ARMY              | W   | 40-3  | 40000  |
| Sep 30, 2004 | PITTSBURGH        | W   | 29-17 | 40000  |
| Oct 13, 2004 | #17 WEST VIRGINIA | L   | 19-31 | 40000  |
| Oct 23, 2004 | TEMPLE            | W   | 45-31 | 40000  |
| Oct 30, 2004 | at SYRACUSE       | L   | 30-42 | 34545  |
| Nov 13, 2004 | at GEORGIA TECH   | L   | 10-30 | 43577  |
| Nov 20, 2004 | BUFFALO           | W   | 29-0  | 40000  |
| Nov 25, 2004 | at RUTGERS        | W   | 41-35 | 20224  |
| Dec 27, 2004 | vs. TOLEDO        | W   | 39-10 | 52552  |

| TEAM STATISTICS         | UConn      | OPP        |
|-------------------------|------------|------------|
| SCORING                 | 363        | 260        |
| Points Per Game         | 30.2       | 21.7       |
| FIRST DOWNS             | 269        | 203        |
| Rushing                 | 89         | 95         |
| Passing                 | 165        | 91         |
| Penalty                 | 15         | 17         |
| RUSHING YARDAGE         | 1781       | 1635       |
| Yards gained rushing    | 2079       | 2041       |
| Yards lost rushing      | 298        | 406        |
| Rushing Attempts        | 421        | 445        |
| Average Per Rush        | 4.2        | 3.7        |
| Average Per Game        | 148.4      | 136.2      |
| TDs Rushing             | 16         | 12         |
| PASSING YARDAGE         | 3376       | 2289       |
| Att-Comp-Int            | 464-292-15 | 351-178-10 |
| Average Per Pass        | 7.3        | 6.5        |
| Average Per Catch       | 11.6       | 12.9       |
| Average Per Game        | 281.3      | 190.8      |
| TDs Passing             | 23         | 14         |
| TOTAL OFFENSE           | 5157       | 3924       |
| Total Plays             | 885        | 796        |
| Average Per Play        | 5.8        | 4.9        |
| Average Per Game        | 429.8      | 327.0      |
| KICK RETURNS: #-YARDS   | 43-889     | 60-1169    |
| PUNT RETURNS: #-YARDS   | 31-417     | 22-173     |
| INT RETURNS: #-YARDS    | 10-74      | 15-204     |
| KICK RETURN AVERAGE     | 20.7       | 19.5       |
| PUNT RETURN AVERAGE     | 13.5       | 7.9        |
| INT RETURN AVERAGE      | 7.4        | 13.6       |
| FUMBLES-LOST            | 18-9       | 20-9       |
| PENALTIES-YARDS         | 67-615     | 76-626     |
| Average Per Game        | 51.2       | 52.2       |
| PUNTS-YARDS             | 54-1869    | 73-2887    |
| Average Per Punt        | 34.6       | 39.5       |
| Net punt average        | 31.4       | 33.8       |
| TIME OF POSSESSION/GAME | 31:24      | 28:36      |
| 3RD-DOWN CONVERSIONS    | 66/176     | 58/170     |
| 3rd-Down Pct            | 38%        | 34%        |
| 4TH-DOWN CONVERSIONS    | 11/19      | 6/15       |
| 4th-Down Pct            | 58%        | 40%        |
| SACKS BY-YARDS          | 23-138     | 15-110     |
| MISC YARDS              | 40         | 0          |
| TOUCHDOWNS SCORED       | 44         | 32         |
| FIELD GOALS-ATTEMPTS    | 20-28      | 12-23      |
| PAT-ATTEMPTS            | 37-42      | 32-32      |
| ATTENDANCE              | 275129     | 140910     |
| Games/Avg Per Game      | 7/39304    | 4/35228    |
| Neutral Site Games      |            | 1/52552    |

| SCORE BY QUARTERS | 1st | 2nd | 3rd | 4th | Total |
|-------------------|-----|-----|-----|-----|-------|
| CONNECTICUT       | 103 | 84  | 88  | 88  | 363   |



# YEAR IN REVIEW

## 2004 CONNECTICUT INDIVIDUAL STATISTICS

| RUSHING         | GP/GS | Att | Gain | Loss | Net  | Avg   | TD | Long | Avg/G |
|-----------------|-------|-----|------|------|------|-------|----|------|-------|
| BROCKINGTON, C. | 12/10 | 238 | 1303 | 85   | 1218 | 5.1   | 11 | 61   | 101.5 |
| BELLAMY, Chris  | 12/0  | 71  | 318  | 22   | 296  | 4.2   | 3  | 32   | 24.7  |
| LAWRENCE, Matt  | 10/2  | 28  | 120  | 3    | 117  | 4.2   | 2  | 11   | 11.7  |
| ANDERSON, Deon  | 12/3  | 22  | 102  | 3    | 99   | 4.5   | 0  | 20   | 8.2   |
| MCLEAN, Brandon | 12/0  | 5   | 53   | 0    | 53   | 10.6  | 0  | 30   | 4.4   |
| TAYLOR, Larry   | 10/0  | 4   | 34   | 0    | 34   | 8.5   | 0  | 22   | 3.4   |
| WILLIAMS, Jason | 12/7  | 2   | 31   | 0    | 31   | 15.5  | 0  | 17   | 2.6   |
| DORVIL, Sam     | 12/1  | 2   | 19   | 0    | 19   | 9.5   | 0  | 17   | 1.6   |
| WHOLLEY, Jon    | 5/0   | 4   | 14   | 0    | 14   | 3.5   | 0  | 8    | 2.8   |
| HENRY, Keron    | 12/12 | 1   | 6    | 0    | 6    | 6.0   | 0  | 6    | 0.5   |
| BONISLAWSKI, M. | 12/0  | 1   | 0    | 9    | -9   | -9.0  | 0  | 0    | -0.8  |
| HUSSAR, Shane   | 11/0  | 1   | 0    | 12   | -12  | -12.0 | 0  | 0    | -1.1  |
| ORLOVSKY, Dan   | 12/12 | 32  | 79   | 120  | -41  | -1.3  | 0  | 15   | -3.4  |
| TEAM            | 12/12 | 10  | 0    | 44   | -44  | -4.4  | 0  | 0    | -3.7  |
| Total.....      | 12/12 | 421 | 2079 | 298  | 1781 | 4.2   | 16 | 61   | 148.4 |
| Opponents.....  | 12/12 | 445 | 2041 | 406  | 1635 | 3.7   | 12 | 54   | 136.2 |

| PASSING         | GP/GS | Effic  | Att-Cmp-Int | Pct  | Yds  | TD | Lng | Avg/G |
|-----------------|-------|--------|-------------|------|------|----|-----|-------|
| ORLOVSKY, Dan   | 12/12 | 134.71 | 457-288-15  | 63.0 | 3354 | 23 | 90  | 279.5 |
| BONISLAWSKI, M. | 12/12 | 83.54  | 7-4-0       | 57.1 | 22   | 0  | 12  | 1.8   |
| Total.....      | 12/12 | 133.94 | 464-292-15  | 62.9 | 3376 | 23 | 90  | 281.3 |
| Opponents.....  | 12/12 | 112.96 | 351-178-10  | 50.7 | 2289 | 14 | 87  | 190.8 |

| RECEIVING       | GP/GS | No. | Yds  | Avg  | TD | Long | Avg/G |
|-----------------|-------|-----|------|------|----|------|-------|
| HENRY, Keron    | 12/12 | 67  | 891  | 13.3 | 5  | 45   | 74.2  |
| WILLIAMS, Jason | 12/7  | 44  | 661  | 15.0 | 4  | 90   | 55.1  |
| CUTAIA, Matt    | 12/12 | 44  | 545  | 12.4 | 1  | 41   | 45.4  |
| BROCKINGTON, C. | 12/10 | 34  | 231  | 6.8  | 1  | 23   | 19.2  |
| MURRAY, Dan     | 12/11 | 28  | 396  | 14.1 | 5  | 61   | 33.0  |
| SPARKS, Brian   | 12/0  | 20  | 176  | 8.8  | 3  | 20   | 14.7  |
| BELLAMY, Chris  | 12/0  | 17  | 117  | 6.9  | 0  | 24   | 9.8   |
| ANDERSON, Deon  | 12/3  | 14  | 133  | 9.5  | 0  | 37   | 11.1  |
| MCLEAN, Brandon | 12/0  | 14  | 132  | 9.4  | 2  | 33   | 11.0  |
| LAWRENCE, Matt  | 10/2  | 5   | 61   | 12.2 | 1  | 34   | 6.1   |
| LASSEN, Tim     | 12/2  | 3   | 18   | 6.0  | 1  | 10   | 1.5   |
| DORVIL, Sam     | 12/1  | 1   | 9    | 9.0  | 0  | 10   | 0.8   |
| TAYLOR, Larry   | 10/0  | 1   | 6    | 6.0  | 0  | 6    | 0.6   |
| Total.....      | 12/12 | 292 | 3376 | 11.6 | 23 | 90   | 281.3 |
| Opponents.....  | 12/12 | 178 | 2289 | 12.9 | 14 | 87   | 190.8 |

| PUNTING        | No. | Yds  | Avg  | Long | TB | FC | I20 | Blkd |
|----------------|-----|------|------|------|----|----|-----|------|
| HUSSAR, Shane  | 46  | 1697 | 36.9 | 52   | 2  | 8  | 16  | 0    |
| PAVASARIS, C.  | 5   | 172  | 34.4 | 42   | 0  | 4  | 2   | 0    |
| TEAM           | 3   | 0    | 0.0  | 0    | 0  | 0  | 0   | 3    |
| Total.....     | 54  | 1869 | 34.6 | 52   | 2  | 12 | 18  | 3    |
| Opponents..... | 73  | 2887 | 39.5 | 74   | 5  | 7  | 11  | 0    |

| FIELD GOALS | FGM-FGA | Pct  | 01-19 | 20-29 | 30-39 | 40-49 | 50-99 | Lg | Blk |
|-------------|---------|------|-------|-------|-------|-------|-------|----|-----|
| NUZIE, Matt | 20-28   | 71.4 | 0-0   | 10-11 | 7-10  | 2-6   | 1-1   | 51 | 0   |

| FG SEQUENCE    | CONNECTICUT            | OPPONENTS         |
|----------------|------------------------|-------------------|
| MURRAY STATE   | (22)                   | 47                |
| DUKE           | 26,(21),(23),(21)      | (24),(36),36      |
| BOSTON COLLEGE | 31                     | (42),(37)         |
| ARMY           | 49,(26),(34)           | (44)              |
| PITTSBURGH     | (24),(49),(20)         | 42,(30),51        |
| WVU            | (21),(35)              | (39)              |
| TEMPLE         | (32)                   | 27,32,(19)        |
| SYRACUSE       | (48)                   | 43                |
| GEORGIA TECH   | (51),44,47             | (27),(34),(29),45 |
| BUFFALO        | (26),34,(39)           | 36,36             |
| RUTGERS        | 44                     | 45                |
| TOLEDO         | (35),(37),(25),(36),35 | (27)              |

Numbers in (parentheses) indicate field goal was made.

| PUNT RETURNS    | No. | Yds | Avg  | TD | Long |
|-----------------|-----|-----|------|----|------|
| TAYLOR, Larry   | 24  | 351 | 14.6 | 1  | 68   |
| MCLEAN, Brandon | 6   | 65  | 10.8 | 0  | 21   |
| TAYLOR, Marvin  | 1   | 1   | 1.0  | 0  | 1    |
| Total.....      | 31  | 417 | 13.5 | 1  | 68   |
| Opponents.....  | 22  | 173 | 7.9  | 1  | 18   |

| INTERCEPTIONS   | No. | Yds | Avg  | TD | Long |
|-----------------|-----|-----|------|----|------|
| PERKINS, Justin | 5   | 37  | 7.4  | 2  | 27   |
| FINCHER, Alfred | 2   | 16  | 8.0  | 1  | 16   |
| LLOYD, Maurice  | 1   | 21  | 21.0 | 0  | 21   |
| HARGRAVE, James | 1   | 0   | 0.0  | 0  | 0    |
| COLE, Ernest    | 1   | 0   | 0.0  | 0  | 0    |
| Total.....      | 10  | 74  | 7.4  | 3  | 27   |
| Opponents.....  | 15  | 204 | 13.6 | 3  | 62   |

| KICK RETURNS    | No. | Yds  | Avg  | TD | Long |
|-----------------|-----|------|------|----|------|
| TAYLOR, Larry   | 12  | 376  | 31.3 | 1  | 97   |
| LAWRENCE, Matt  | 12  | 186  | 15.5 | 0  | 36   |
| BRANCH, Tyvon   | 10  | 200  | 20.0 | 0  | 38   |
| BARNES, Allan   | 4   | 60   | 15.0 | 0  | 19   |
| WILLIAMS, Jason | 2   | 50   | 25.0 | 0  | 32   |
| HENRY, Keron    | 1   | 2    | 2.0  | 0  | 2    |
| ANDERSON, Deon  | 1   | 12   | 12.0 | 0  | 12   |
| TAYLOR, Marvin  | 1   | 3    | 3.0  | 0  | 3    |
| Total.....      | 43  | 889  | 20.7 | 1  | 97   |
| Opponents.....  | 60  | 1169 | 19.5 | 2  | 94   |

| FUMBLE RETURNS  | No. | Yds | Avg  | TD | Long |
|-----------------|-----|-----|------|----|------|
| PERKINS, Justin | 1   | 23  | 23.0 | 0  | 23   |
| MAYNE, Shawn    | 1   | 17  | 17.0 | 0  | 17   |
| Total.....      | 2   | 40  | 20.0 | 0  | 23   |
| Opponents.....  | 0   | 0   | 0.0  | 0  | 0    |



## 2004 CONNECTICUT INDIVIDUAL STATISTICS

| SCORING         | TD | FGs   | PATs  |      |     |      | DXP | Saf | Pts |
|-----------------|----|-------|-------|------|-----|------|-----|-----|-----|
|                 |    |       | Kick  | Rush | Rcv | Pass |     |     |     |
| NUZIE, Matt     | 0  | 20-28 | 37-42 | 0-0  | 0   | 0-0  | 0   | 0   | 97  |
| BROCKINGTON, C. | 12 | 0-0   | 0-0   | 0-0  | 0   | 0-0  | 0   | 0   | 72  |
| MURRAY, Dan     | 5  | 0-0   | 0-0   | 0-0  | 0   | 0-0  | 0   | 0   | 30  |
| HENRY, Keron    | 5  | 0-0   | 0-0   | 0-0  | 0   | 0-0  | 0   | 0   | 30  |
| WILLIAMS, Jason | 4  | 0-0   | 0-0   | 0-0  | 0   | 0-0  | 0   | 0   | 24  |
| BELLAMY, Chris  | 3  | 0-0   | 0-0   | 0-0  | 0   | 0-0  | 0   | 0   | 18  |
| LAWRENCE, Matt  | 3  | 0-0   | 0-0   | 0-0  | 0   | 0-0  | 0   | 0   | 18  |
| SPARKS, Brian   | 3  | 0-0   | 0-0   | 0-0  | 0   | 0-0  | 0   | 0   | 18  |
| TAYLOR, Larry   | 2  | 0-0   | 0-0   | 0-0  | 0   | 0-0  | 0   | 0   | 12  |
| MCLEAN, Brandon | 2  | 0-0   | 0-0   | 0-0  | 0   | 0-0  | 0   | 0   | 12  |
| PERKINS, Justin | 2  | 0-0   | 0-0   | 0-0  | 0   | 0-0  | 0   | 0   | 12  |
| CUTAIA, Matt    | 1  | 0-0   | 0-0   | 0-0  | 0   | 0-0  | 0   | 0   | 6   |
| FINCHER, Alfred | 1  | 0-0   | 0-0   | 0-0  | 0   | 0-0  | 0   | 0   | 6   |
| LASSEN, Tim     | 1  | 0-0   | 0-0   | 0-0  | 0   | 0-0  | 0   | 0   | 6   |
| MAYNE, Shawn    | 0  | 0-0   | 0-0   | 0-0  | 0   | 0-0  | 0   | 1   | 2   |
| ORLOVSKY, Dan   | 0  | 0-0   | 0-0   | 0-0  | 0   | 0-2  | 0   | 0   | 0   |
| Total.....      | 44 | 20-28 | 37-42 | 0-0  | 0   | 0-2  | 0   | 1   | 363 |
| Opponents.....  | 32 | 12-23 | 32-32 | 0-0  | 0   | 0-0  | 0   | 0   | 260 |

| ALL PURPOSE     | GP/GS | Rush | Rec  | PR  | KOR  | IR  | Tot  | Avg/G |
|-----------------|-------|------|------|-----|------|-----|------|-------|
| BROCKINGTON, C. | 12/10 | 1218 | 231  | 0   | 0    | 0   | 1449 | 120.8 |
| HENRY, Keron    | 12/12 | 6    | 891  | 0   | 2    | 0   | 899  | 74.9  |
| TAYLOR, Larry   | 10/0  | 34   | 6    | 351 | 376  | 0   | 767  | 76.7  |
| WILLIAMS, Jason | 12/7  | 31   | 661  | 0   | 50   | 0   | 742  | 61.8  |
| CUTAIA, Matt    | 12/12 | 0    | 545  | 0   | 0    | 0   | 545  | 45.4  |
| BELLAMY, Chris  | 12/0  | 296  | 117  | 0   | 0    | 0   | 413  | 34.4  |
| MURRAY, Dan     | 12/10 | 0    | 396  | 0   | 0    | 0   | 396  | 33.0  |
| LAWRENCE, Matt  | 10/2  | 117  | 61   | 0   | 186  | 0   | 364  | 36.4  |
| MCLEAN, Brandon | 12/0  | 53   | 132  | 65  | 0    | 0   | 250  | 20.8  |
| ANDERSON, Deon  | 12/3  | 99   | 133  | 0   | 12   | 0   | 244  | 20.3  |
| BRANCH, Tyvon   | 12/1  | 0    | 0    | 0   | 200  | 0   | 200  | 16.7  |
| SPARKS, Brian   | 12/0  | 0    | 176  | 0   | 0    | 0   | 176  | 14.7  |
| BARNES, Allan   | 6/3   | 0    | 0    | 0   | 60   | 0   | 60   | 10.0  |
| PERKINS, Justin | 12/12 | 0    | 0    | 0   | 0    | 37  | 37   | 3.1   |
| DORVIL, Sam     | 12/1  | 19   | 9    | 0   | 0    | 0   | 28   | 2.3   |
| LLOYD, Maurice  | 12/12 | 0    | 0    | 0   | 0    | 21  | 21   | 1.8   |
| LASSEN, Tim     | 12/2  | 0    | 18   | 0   | 0    | 0   | 18   | 1.5   |
| FINCHER, Alfred | 12/12 | 0    | 0    | 0   | 0    | 16  | 16   | 1.3   |
| WHOLLEY, Jon    | 5/0   | 14   | 0    | 0   | 0    | 0   | 14   | 2.8   |
| TAYLOR, Marvin  | 12/0  | 0    | 0    | 1   | 3    | 0   | 4    | 0.3   |
| BONISLAWSKI, M. | 12/0  | -9   | 0    | 0   | 0    | 0   | -9   | -0.8  |
| HUSSAR, Shane   | 11/0  | -12  | 0    | 0   | 0    | 0   | -12  | -1.1  |
| ORLOVSKY, Dan   | 12/12 | -41  | 0    | 0   | 0    | 0   | -41  | -3.4  |
| TEAM            | 12/12 | -44  | 0    | 0   | 0    | 0   | -44  | -3.7  |
| Total.....      | 12/12 | 1781 | 3376 | 417 | 889  | 74  | 6537 | 544.8 |
| Opponents.....  | 12/12 | 1635 | 2289 | 173 | 1169 | 204 | 5470 | 455.8 |

| TOTAL OFFENSE   | G  | Plays | Rush | Pass | Total | Avg/G |
|-----------------|----|-------|------|------|-------|-------|
| ORLOVSKY, Dan   | 12 | 489   | -41  | 3354 | 3313  | 276.1 |
| BROCKINGTON, C. | 12 | 238   | 1218 | 0    | 1218  | 101.5 |
| BELLAMY, Chris  | 12 | 71    | 296  | 0    | 296   | 24.7  |
| LAWRENCE, Matt  | 10 | 28    | 117  | 0    | 117   | 11.7  |
| ANDERSON, Deon  | 12 | 22    | 99   | 0    | 99    | 8.2   |
| MCLEAN, Brandon | 12 | 5     | 53   | 0    | 53    | 4.4   |
| TAYLOR, Larry   | 10 | 4     | 34   | 0    | 34    | 3.4   |
| WILLIAMS, Jason | 12 | 2     | 31   | 0    | 31    | 2.6   |
| DORVIL, Sam     | 12 | 2     | 19   | 0    | 19    | 1.6   |
| WHOLLEY, Jon    | 5  | 4     | 14   | 0    | 14    | 2.8   |
| BONISLAWSKI, M. | 12 | 8     | -9   | 22   | 13    | 1.1   |
| HENRY, Keron    | 12 | 1     | 6    | 0    | 6     | 0.5   |
| HUSSAR, Shane   | 11 | 1     | -12  | 0    | -12   | -1.1  |
| TEAM            | 12 | 10    | -44  | 0    | -44   | -3.7  |
| Total.....      | 12 | 885   | 1781 | 3376 | 5157  | 429.8 |
| Opponents.....  | 12 | 796   | 1635 | 2289 | 3924  | 327.0 |

## CAREER STARTING EXPERIENCE

### OFFENSE

| OFFENSIVE LINE          | '00 | '01 | '02 | '03 | '04 | Total |
|-------------------------|-----|-----|-----|-----|-----|-------|
| Craig Berry, OG         | -   | -   | -   | -   | 12  | 12    |
| Billy Irwin, C          | -   | -   | 12  | 12  | 12  | 36    |
| Michael Kodish, OT      | -   | -   | -   | -   | 1   | 1     |
| Ryan Krug, OT           | -   | 11  | 10  | 12  | 11  | 44    |
| Brian Markowski, OG     | -   | 11  | 12  | 12  | 12  | 47    |
| Grant Preston, OT       | -   | -   | 11  | 12  | 12  | 35    |
| WIDE RECEIVERS          | '00 | '01 | '02 | '03 | '04 | Total |
| Matt Cutaia, WR         | -   | 1   | 4   | -   | -   | 12    |
| Keron Henry, WR         | -   | 5*  | -   | 10  | -   | 27    |
| Jason Williams, WR      | -   | -   | 3   | 2   | 7   | 12    |
| Brandon Young, WR       | -   | -   | -   | 1   | -   | 1     |
| TIGHT ENDS              | '00 | '01 | '02 | '03 | '04 | Total |
| Tim Lassen, TE          | -   | -   | 2   | 3   | 2   | 7     |
| Dan Murray, TE          | -   | -   | -   | 4   | 11  | 15    |
| QUARTERBACKS            | '00 | '01 | '02 | '03 | '04 | Total |
| Dan Orlovsky, QB        | -   | 6   | 12  | 12  | 12  | 42    |
| RUNNING BACKS           | '00 | '01 | '02 | '03 | '04 | Total |
| Deon Anderson, FB       | -   | -   | 12  | 5   | 3   | 20    |
| Chris Bellamy, TB       | -   | 1   | 1   | 4   | -   | 6     |
| Cornell Brockington, TB | -   | -   | -   | 1   | 10  | 11    |
| Terry Caulley, TB       | -   | -   | 9   | 5   | -   | 14    |
| Sam Dorvil, FB          | -   | -   | -   | -   | 1   | 1     |
| Matt Lawrence, TB       | -   | -   | -   | 2   | 2   | 4     |
| TOTALS                  | -   | 35  | 88  | 97  | 132 | 352   |

\* Henry's five starts in 2001 came at quarterback.

### DEFENSE

| DEFENSIVE LINE      | '00 | '01 | '02 | '03 | '04 | Total |
|---------------------|-----|-----|-----|-----|-----|-------|
| Ray Blagman, DT     | -   | -   | -   | -   | 1   | 1     |
| Rhema Fuller, DT    | -   | -   | -   | 12  | 12  | 24    |
| Tyler King, DE      | -   | 9   | 11  | 12  | 6   | 38    |
| Shawn Mayne, DE     | -   | -   | -   | -   | 12  | 12    |
| Deon McPhee, DT     | -   | -   | -   | 1   | 11  | 12    |
| Jason Ward, DE      | -   | -   | -   | -   | 6   | 6     |
| LINEBACKERS         | '00 | '01 | '02 | '03 | '04 | Total |
| Alfred Fincher, LB  | -   | -   | 11  | 12  | 12  | 35    |
| James Hargrave, LB  | -   | -   | 2   | 11  | 12  | 25    |
| Kinnan Herriott, LB | -   | -   | -   | 1   | -   | 1     |
| Maurice Lloyd, LB   | -   | 5   | 12  | 11  | 12  | 40    |
| Taurien Sowell, LB  | -   | -   | -   | 1   | -   | 1     |
| DEFENSIVE BACKS     | '00 | '01 | '02 | '03 | '04 | Total |
| Allan Barnes, CB    | -   | -   | -   | 3   | 3   | 6     |
| Tyvon Branch, CB    | -   | -   | -   | -   | 1   | 1     |
| Ernest Cole, CB     | -   | -   | -   | 9   | 8   | 17    |
| M.J. Estep, S       | -   | -   | -   | -   | 12  | 12    |
| John Fletcher, S    | -   | 1   | -   | 12  | 12  | 25    |
| Justin Perkins, CB  | -   | 11  | 1   | 12  | 12  | 36    |
| TOTALS              | -   | 26  | 37  | 85  | 132 | 280   |

### SPECIAL TEAMS

| KICKERS              | '00 | '01 | '02 | '03 | '04 | Total |
|----------------------|-----|-----|-----|-----|-----|-------|
| Shane Hussar, P      | -   | -   | -   | -   | 12  | 12    |
| Matt Nuzie, PK       | -   | -   | -   | 11  | 12  | 23    |
| Graig Vicidomino, PK | -   | -   | -   | -   | 1   | 1     |
| TOTALS               | -   | -   | -   | 12  | 24  | 36    |



# YEAR IN REVIEW

## 2004 CONNECTICUT DEFENSIVE STATISTICS

| DEFENSIVE LEADERS     | GP/GS | ----Tackles---- |     |       | TFL/Yds  | -Sacks- <br>No-Yards | --Pass Def-- |      | QBH | -Fumbles- |    | Blkd Kick | Saf |
|-----------------------|-------|-----------------|-----|-------|----------|----------------------|--------------|------|-----|-----------|----|-----------|-----|
|                       |       | Solo            | Ast | Total |          |                      | Int-Yds      | BrUp |     | Rcv-Yds   | FF |           |     |
| 9 FINCHER, Alfred     | 12/12 | 56              | 84  | 140   | 12.0-32  | 2.0-7                | 2-16         | 7    | .   | 1-0       | 5  | .         | .   |
| 11 LLOYD, Maurice     | 12/12 | 48              | 69  | 117   | 12.0-59  | 3.0-26               | 1-21         | 2    | 1   | 1-0       | 1  | .         | .   |
| 32 HARGRAVE, James    | 12/12 | 49              | 39  | 88    | 15.0-61  | 4.0-26               | 1-0          | 2    | 1   | 1-0       | 1  | 1         | .   |
| 35 ESTEP, M.J.        | 12/12 | 37              | 29  | 66    | 0.5-1    | .                    | .            | 4    | .   | .         | 1  | .         | .   |
| 12 FLETCHER, John     | 12/12 | 23              | 39  | 62    | 6.5-9    | .                    | .            | 1    | .   | .         | .  | .         | .   |
| 40 MAYNE, Shawn       | 12/12 | 11              | 30  | 41    | 10.0-44  | 5.5-37               | .            | 2    | 1   | 2-17      | 1  | .         | 1   |
| 2 PERKINS, Justin     | 12/12 | 24              | 14  | 38    | 1.0-2    | .                    | 5-37         | 12   | .   | 2-23      | .  | .         | .   |
| 52 KING, Tyler        | 6/6   | 13              | 18  | 31    | 10.0-35  | 4.5-17               | .            | 1    | .   | 2-0       | .  | .         | .   |
| 93 FULLER, Rhema      | 12/12 | 15              | 16  | 31    | 8.0-20   | 2.0-7                | .            | 1    | 2   | .         | 1  | .         | .   |
| 41 COLE, Ernest       | 10/8  | 20              | 8   | 28    | 2.0-6    | .                    | 1-0          | 4    | .   | .         | .  | .         | .   |
| 76 MCPHEE, Deon       | 11/11 | 8               | 16  | 24    | 4.0-6    | .                    | .            | .    | .   | .         | .  | .         | .   |
| 48 LANSANAH, Danny    | 11/0  | 10              | 13  | 23    | 0.5-1    | .                    | .            | 1    | .   | .         | .  | .         | .   |
| 29 BRANCH, Tyvon      | 12/1  | 12              | 8   | 20    | .        | .                    | .            | .    | .   | .         | .  | .         | .   |
| 59 WARD, Jason        | 12/6  | 7               | 8   | 15    | 2.0-4    | .                    | .            | .    | .   | .         | 1  | .         | .   |
| 26 BARNES, Allan      | 6/3   | 9               | 5   | 14    | .        | .                    | .            | .    | .   | .         | 1  | .         | .   |
| 21 MOORE, Donta'      | 12/0  | 4               | 8   | 12    | .        | .                    | .            | 1    | .   | .         | .  | .         | .   |
| 10 TAYLOR, Marvin     | 12/0  | 3               | 9   | 12    | .        | .                    | .            | .    | .   | .         | .  | .         | .   |
| 30 ANDERSON, Deon     | 12/3  | 4               | 7   | 11    | .        | .                    | .            | .    | .   | .         | .  | .         | .   |
| 53 BLAGMAN, Ray       | 10/1  | 3               | 5   | 8     | 1.0-1    | 1.0-1                | .            | .    | .   | .         | .  | .         | .   |
| 43 HENEGAN, Ryan      | 12/0  | 3               | 5   | 8     | .        | .                    | .            | .    | .   | .         | .  | .         | .   |
| 6 DAVIS, Daniel       | 7/0   | 4               | 4   | 8     | 1.5-12   | 1.5-12               | .            | .    | 1   | .         | .  | .         | .   |
| 63 ANOAI, Afa         | 12/0  | 1               | 6   | 7     | 2.0-11   | 1.5-10               | .            | .    | .   | .         | .  | .         | .   |
| 8 DORVIL, Sam         | 12/1  | 4               | 3   | 7     | .        | .                    | .            | .    | .   | .         | .  | .         | .   |
| 45 WILLIAMS, Julius   | 12/0  | 2               | 5   | 7     | .        | .                    | .            | .    | .   | .         | .  | .         | .   |
| 20 HERRIOTT, Kinnan   | 9/0   | 5               | 1   | 6     | .        | .                    | .            | 2    | .   | .         | .  | .         | .   |
| 38 MCCOLLUM, Ricky    | 9/0   | 1               | 4   | 5     | .        | .                    | .            | .    | .   | .         | .  | .         | .   |
| 88 MCLEAN, Brandon    | 12/0  | 4               | 1   | 5     | .        | .                    | .            | .    | .   | .         | .  | .         | .   |
| 47 SOWELL, Taurien    | 10/0  | 1               | 3   | 4     | .        | .                    | .            | .    | .   | .         | .  | .         | .   |
| 27 SMITH, Jahi        | 5/0   | 1               | 2   | 3     | .        | .                    | .            | .    | .   | .         | .  | .         | .   |
| 57 APPLEBAUM, Matt    | 5/0   | 1               | 2   | 3     | .        | .                    | .            | .    | .   | .         | .  | .         | .   |
| 4 STANBACK, Harold    | 6/0   | 1               | 2   | 3     | 1.0-3    | .                    | .            | .    | .   | .         | .  | .         | .   |
| 1 HENRY, Keron        | 12/12 | 2               | 1   | 3     | .        | .                    | .            | .    | .   | .         | .  | .         | .   |
| 7 ORLOVSKY, Dan       | 12/12 | 1               | 1   | 2     | .        | .                    | .            | .    | .   | .         | .  | .         | .   |
| 80 WILLIAMS, Jason    | 12/1  | 1               | 1   | 2     | .        | .                    | .            | .    | .   | .         | .  | .         | .   |
| 56 FOX, Jeff          | 12/0  | .               | 2   | 2     | .        | .                    | .            | .    | .   | .         | .  | .         | .   |
| 92 BARANOWSKY, John   | 1/0   | .               | 1   | 1     | .        | .                    | .            | .    | .   | .         | .  | .         | .   |
| 34 BELLAMY, Chris     | 12/0  | .               | 1   | 1     | .        | .                    | .            | .    | .   | .         | .  | .         | .   |
| 23 CLARKE, Cathlyn    | 4/0   | .               | 1   | 1     | .        | .                    | .            | .    | .   | .         | .  | .         | .   |
| 33 BROCKINGTON, C.    | 12/10 | 1               | .   | 1     | .        | .                    | .            | .    | .   | .         | .  | .         | .   |
| 14 DERUBERTIS, Justin | 1/0   | .               | 1   | 1     | .        | .                    | .            | .    | .   | .         | .  | .         | .   |
| 78 PRESTON, Grant     | 12/12 | .               | 1   | 1     | .        | .                    | .            | .    | .   | .         | .  | .         | .   |
| 58 IRWIN, Billy       | 12/12 | 1               | .   | 1     | .        | .                    | .            | .    | .   | .         | .  | .         | .   |
| 98 NUZIE, Matt        | 12/0  | 1               | .   | 1     | .        | .                    | .            | .    | .   | .         | .  | .         | .   |
| 42 LAWRENCE, Matt     | 10/2  | .               | 1   | 1     | .        | .                    | .            | .    | .   | .         | .  | .         | .   |
| Total.....            | 12/12 | 391             | 474 | 865   | 89-307   | 23-139               | 10-74        | 40   | 6   | 9-40      | 12 | 1         | 1   |
| Opponents.....        | 12/12 | 436             | 512 | 948   | 64.0-225 | 15-110               | 15-204       | 32   | 10  | 9-0       | 12 | 6         | .   |

## DEFENSIVE CATEGORY LEADERS

### SACKS

|          |           |
|----------|-----------|
| Mayne    | 5.5 (-37) |
| King     | 4.5 (-17) |
| Hargrave | 4 (-26)   |
| Lloyd    | 3 (-26)   |
| Fincher  | 2 (-7)    |
| Fuller   | 2 (-7)    |
| Davis    | 1.5 (-12) |
| Anoai    | 1.5 (-10) |
| Blagman  | 1 (-1)    |

### TFLs

|          |           |
|----------|-----------|
| Hargrave | 15 (-61)  |
| Lloyd    | 12 (-59)  |
| Fincher  | 12 (-32)  |
| Mayne    | 10 (-44)  |
| King     | 10 (-35)  |
| Fuller   | 8 (-20)   |
| Fletcher | 6.5 (-9)  |
| McPhee   | 4 (-6)    |
| Anoai    | 2 (-11)   |
| Cole     | 2 (-6)    |
| Ward     | 2 (-4)    |
| Davis    | 1.5 (-12) |
| Stanback | 1 (-3)    |
| Perkins  | 1 (-2)    |
| Blagman  | 1 (-1)    |
| Estep    | 0.5 (-1)  |
| Lansanah | 0.5 (-1)  |

### INTERCEPTIONS

|          |   |
|----------|---|
| Perkins  | 5 |
| Fincher  | 2 |
| Cole     | 1 |
| Hargrave | 1 |
| Lloyd    | 1 |

### PASS BREAK UPS

|          |    |
|----------|----|
| Perkins  | 12 |
| Fincher  | 7  |
| Cole     | 4  |
| Estep    | 4  |
| Hargrave | 2  |
| Herriott | 2  |
| Lloyd    | 2  |
| Mayne    | 2  |
| Fletcher | 1  |
| Fuller   | 1  |
| King     | 1  |
| Lansanah | 1  |
| Moore    | 1  |

### FORCED FUMBLES

|          |   |
|----------|---|
| Fincher  | 5 |
| Barnes   | 1 |
| Estep    | 1 |
| Fuller   | 1 |
| Hargrave | 1 |
| Lloyd    | 1 |
| Mayne    | 1 |
| Ward     | 1 |



## GAME-BY-GAME TEAM DEFENSIVE TOTALS

| GAME              | UT         | AT         | TT         | SKS (YDS)        | TBL (YDS)        | TTFL (YDS)       | FF        | FR       | PD        | INT       | BLK      |
|-------------------|------------|------------|------------|------------------|------------------|------------------|-----------|----------|-----------|-----------|----------|
| MURRAY STATE      | 20         | 60         | 80         | 0 (-0)           | 13 (-37)         | 13 (-37)         | 0         | 0        | 7         | 1         | 1        |
| DUKE              | 31         | 36         | 67         | 2 (-22)          | 4 (-16)          | 6 (-38)          | 1         | 1        | 4         | 1         | 0        |
| at Boston College | 43         | 22         | 65         | 0 (0)            | 8 (-19)          | 9 (-19)          | 0         | 1        | 0         | 1         | 0        |
| ARMY              | 32         | 36         | 68         | 3 (-12)          | 3 (-9)           | 6 (-21)          | 3         | 1        | 6         | 1         | 0        |
| PITTSBURGH        | 30         | 34         | 64         | 4 (-29)          | 5 (-12)          | 9 (-41)          | 2         | 1        | 4         | 1         | 0        |
| WEST VIRGINIA     | 32         | 60         | 92         | 3 (-14)          | 2 (-5)           | 5 (-19)          | 2         | 1        | 0         | 1         | 0        |
| TEMPLE            | 35         | 54         | 89         | 3 (-22)          | 4 (-9)           | 7 (-31)          | 0         | 0        | 6         | 1         | 0        |
| at Syracuse       | 39         | 16         | 55         | 0 (-0)           | 6 (-15)          | 6 (-15)          | 0         | 0        | 2         | 0         | 0        |
| at Georgia Tech   | 32         | 42         | 74         | 1 (-8)           | 5 (-10)          | 6 (-18)          | 0         | 1        | 0         | 0         | 0        |
| BUFFALO           | 19         | 38         | 57         | 1 (-3)           | 5 (-10)          | 6 (-13)          | 2         | 0        | 3         | 1         | 0        |
| at Rutgers        | 41         | 28         | 69         | 2 (-17)          | 3 (-3)           | 5 (-20)          | 1         | 2        | 5         | 0         | 0        |
| vs. Toledo        | 37         | 48         | 85         | 4 (-12)          | 8 (-20)          | 12 (-32)         | 1         | 1        | 3         | 2         | 0        |
| <b>UC TOTALS</b>  | <b>391</b> | <b>474</b> | <b>865</b> | <b>23 (-139)</b> | <b>66 (-164)</b> | <b>89 (-307)</b> | <b>12</b> | <b>9</b> | <b>40</b> | <b>10</b> | <b>1</b> |
| <b>OPP TOTALS</b> | <b>436</b> | <b>512</b> | <b>948</b> | <b>15 (-110)</b> | <b>48 (-115)</b> | <b>64 (-225)</b> | <b>12</b> | <b>9</b> | <b>32</b> | <b>15</b> | <b>6</b> |

**KEY:** *UT* (unassisted tackles); *AT* (assisted tackles); *TT* (total tackles); *SKS* (quarterback sacks); *TBL* (tackles other than sacks behind the line of scrimmage); *TTFL* (total tackles for loss: *SKS* & *TBL*); *FF* (forced fumbles); *FR* (fumble recoveries); *PD* (pass deflections); *INT* (interceptions); *BLK* (blocked punts, FGs and PATs).

## DEFENSIVE CATEGORY LEADERS

### MURRAY STATE

**Solo Tackles**  
 Five with .....2  
**Total Tackles**  
 John Fletcher .....10  
 Alfred Fincher .....7  
 Tyler King .....7  
 Danny Lansanah .....7  
 Maurice Lloyd .....7  
**Total Tackles For Loss**  
 Tyler King .....3 (-11)  
 Three with .....1.5

### DUKE

**Solo Tackles**  
 Alfred Fincher .....6  
 Maurice Lloyd .....6  
 Estep/Hargrave .....4  
**Total Tackles**  
 Alfred Fincher .....13  
 Maurice Lloyd .....9  
 Three with .....7  
**Total Tackles For Loss**  
 Maurice Lloyd .....2 (-22)  
 Four with .....1

### BOSTON COLLEGE

**Solo Tackles**  
 M.J. Estep .....7  
 Maurice Lloyd .....6  
 Fletcher/King .....5  
**Total Tackles**  
 Maurice Lloyd .....12  
 M.J. Estep .....8  
 Tyler King .....8  
**Total Tackles For Loss**  
 James Hargrave .....3 (-8)  
 Tyler King .....3 (-8)

### ARMY

**Solo Tackles**  
 Alfred Fincher .....7  
 Danny Lansanah .....5  
 Three with .....3  
**Total Tackles**  
 Alfred Fincher .....12  
 Danny Lansanah .....7  
 Maurice Lloyd .....7  
**Total Tackles For Loss**  
 Alfred Fincher .....2 (-6)  
 Rhema Fuller .....1.5 (-3)

### PITTSBURGH

**Solo Tackles**  
 Alfred Fincher .....9  
 James Hargrave .....5  
 Five with .....2  
**Total Tackles**  
 Alfred Fincher .....17  
 James Hargrave .....8  
 Maurice Lloyd .....7  
**Total Tackles For Loss**  
 Shawn Mayne .....2 (-14)  
 Deon McPhee .....2 (-3)

### WEST VIRGINIA

**Solo Tackles**  
 Alfred Fincher .....7  
 James Hargrave .....7  
 Maurice Lloyd .....4  
 M.J. Estep .....4  
**Total Tackles**  
 Alfred Fincher .....21  
 James Hargrave .....15  
 Maurice Lloyd .....12  
**Total Tackles For Loss**  
 Three with .....1.5

### TEMPLE

**Solo Tackles**  
 Maurice Lloyd .....8  
 M.J. Estep .....5  
 Three with .....3  
**Total Tackles**  
 Maurice Lloyd .....16  
 Alfred Fincher .....13  
 M.J. Estep .....9  
**Total Tackles For Loss**  
 Shawn Mayne .....2.5 (-13)  
 Alfred Fincher .....1.5 (-5)

### SYRACUSE

**Solo Tackles**  
 James Hargrave .....9  
 Alfred Fincher .....7  
 M.J. Estep .....6  
**Total Tackles**  
 James Hargrave .....9  
 Alfred Fincher .....8  
 M.J. Estep .....6  
**Total Tackles For Loss**  
 John Fletcher .....2 (-2)  
 Four with .....1

### GEORGIA TECH

**Solo Tackles**  
 M.J. Estep .....5  
 Justin Perkins .....5  
 Fincher/Lloyd .....3  
**Total Tackles**  
 Alfred Fincher .....11  
 Maurice Lloyd .....9  
 John Fletcher .....9  
**Total Tackles For Loss**  
 Rhema Fuller .....2 (-5)  
 James Hargrave .....1.5 (-9)

### BUFFALO

**Solo Tackles**  
 Tyvon Branch .....4  
 Alfred Fincher .....4  
 James Hargrave .....4  
**Total Tackles**  
 Alfred Fincher .....11  
 James Hargrave .....6  
 Maurice Lloyd .....5  
**Total Tackles For Loss**  
 James Hargrave .....2 (-4)  
 Alfred Fincher .....1.5 (-3)

### RUTGERS

**Solo Tackles**  
 Maurice Lloyd .....7  
 Alfred Fincher .....5  
 Cole/Fuller .....4  
**Total Tackles**  
 Maurice Lloyd .....11  
 Alfred Fincher .....11  
 Estep/Hargrave .....6  
**Total Tackles For Loss**  
 Rhema Fuller .....2 (-2)  
 Three with .....1

### TOLEDO

**Solo Tackles**  
 Maurice Lloyd .....18  
 James Hargrave .....10  
 Alfred Fincher .....9  
**Total Tackles**  
 Maurice Lloyd .....6  
 James Hargrave .....6  
 Three with .....3  
**Total Tackles For Loss**  
 Maurice Lloyd .....3.5 (-13)  
 James Hargrave .....1.5 (-14)  
 Tyler King .....1.5 (-4)



# YEAR IN REVIEW

2004 FOOTBALL

## GAME-BY-GAME RUSHING

| PLAYER       | MUR<br>Att-Yds-TD | DUKE<br>Att-Yds-TD | @BC<br>Att-Yds-TD | ARMY<br>Att-Yds-TD | PITT<br>Att-Yds-TD | WVU<br>Att-Yds-TD | TEMP<br>Att-Yds-TD | @SYR<br>Att-Yds-TD | @GT<br>Att-Yds-TD | BUF<br>Att-Yds-TD | @RUT<br>Att-Yds-TD | TOL<br>Att-Yds-TD |
|--------------|-------------------|--------------------|-------------------|--------------------|--------------------|-------------------|--------------------|--------------------|-------------------|-------------------|--------------------|-------------------|
| Anderson     | 3-2-0             | 0-0-0              | 0-0-0             | 0-0-0              | 0-0-0              | 2-5-0             | 0-0-0              | 1-1-0              | 0-0-0             | 5-33-0            | 7-48-0             | 4-10-0            |
| Bellamy      | 5-12-0            | 0-0-0              | 1-2-0             | 12-65-0            | 0-0-0              | 2-6-0             | 1-76-1             | 2-12-0             | 1-1-1             | 5-14-0            | 17-53-1            | 9-55-0            |
| Bonislawski  | 0-0-0             | 0-0-0              | 0-0-0             | 1-(-9)-0           | 0-0-0              | 0-0-0             | 0-0-0              | 0-0-0              | 0-0-0             | 0-0-0             | 0-0-0              | 0-0-0             |
| Brockington  | 9-21-0            | 20-78-1            | 24-105-1          | 17-111-1           | 31-185-1           | 23-90-0           | 15-181-2           | 24-123-1           | 18-43-0           | 25-136-2          | 17-73-2            | 15-72-0           |
| Dorvil       | 0-0-0             | 0-0-0              | 0-0-0             | 0-0-0              | 0-0-0              | 0-0-0             | 0-0-0              | 0-0-0              | 0-0-0             | 2-19-0            | 0-0-0              | 0-0-0             |
| Henry        | 0-0-0             | 0-0-0              | 0-0-0             | 0-0-0              | 0-0-0              | 1-6-0             | 0-0-0              | 0-0-0              | 0-0-0             | 0-0-0             | 0-0-0              | 0-0-0             |
| Hussar       | 0-0-0             | 0-0-0              | 0-0-0             | 0-0-0              | 0-0-0              | 0-0-0             | 0-0-0              | 1-(-12)-0          | 0-0-0             | 0-0-0             | 0-0-0              | 0-0-0             |
| Lawrence     | 18-76-1           | 9-30-0             | DNP               | DNP                | 0-0-0              | 0-0-0             | 0-0-0              | 0-0-0              | 0-0-0             | 0-0-0             | 0-0-0              | 1-11-0            |
| McLean       | 1-9-0             | 0-0-0              | 1-1-0             | 0-0-0              | 0-0-0              | 0-0-0             | 0-0-0              | 1-30-0             | 0-0-0             | 0-0-0             | 2-13-0             | 0-0-0             |
| Orlovsky     | 3-16-0            | 4-(-10)-0          | 3-(-10)-0         | 2-(-8)-0           | 0-0-0              | 4-(-10)-0         | 1-3-0              | 6-(-33)-0          | 9-(-22)-0         | 1-(-4)-0          | 3-40-0             | 1-(-3)-0          |
| L. Taylor    | 0-0-0             | 0-0-0              | 0-0-0             | 4-34-0             | 0-0-0              | 0-0-0             | 0-0-0              | DNP                | DNP               | 0-0-0             | 0-0-0              | 0-0-0             |
| Wholley      | 1-8-0             | 0-0-0              | DNP               | 3-6-0              | 0-0-0              | DNP               | 0-0-0              | DNP                | DNP               | DNP               | DNP                | DNP               |
| Ja. Williams | 0-0-0             | 1-17-0             | 0-0-0             | 0-0-0              | 0-0-0              | 0-0-0             | 0-0-0              | 0-0-0              | 0-0-0             | 0-0-0             | 0-0-0              | 1-14-0            |

## GAME-BY-GAME PASSING

| PLAYER      | MUR<br>Att-Cmp-Int<br>Yds-TD | DUKE<br>Att-Cmp-Int<br>Yds-TD | @BC<br>Att-Cmp-Int<br>Yds-TD | ARMY<br>Att-Cmp-Int<br>Yds-TD | PITT<br>Att-Cmp-Int<br>Yds-TD | WVU<br>Att-Cmp-Int<br>Yds-TD | TEMP<br>Att-Cmp-Int<br>Yds-TD | @SYR<br>Att-Cmp-Int<br>Yds-TD | @GT<br>Att-Cmp-Int<br>Yds-TD | BUF<br>Att-Cmp-Int<br>Yds-TD | @RUT<br>Att-Cmp-Int<br>Yds-TD | TOL<br>Att-Cmp-Int<br>Yds-TD |
|-------------|------------------------------|-------------------------------|------------------------------|-------------------------------|-------------------------------|------------------------------|-------------------------------|-------------------------------|------------------------------|------------------------------|-------------------------------|------------------------------|
| Bonislawski | 3-1-0<br>4-0                 | 0-0-0<br>0-0                  | 0-0-0<br>0-0                 | 3-2-0<br>16-0                 | 0-0-0<br>0-0                  | 0-0-0<br>0-0                 | 0-0-0<br>0-0                  | 0-0-0<br>0-0                  | 0-0-0<br>0-0                 | 1-1-0<br>2-0                 | 0-0-0<br>0-0                  | 0-0-0<br>0-0                 |
| Orlovsky    | 29-19-2<br>382-5             | 34-23-1<br>290-0              | 32-22-1<br>193-0             | 34-25-1<br>288-4              | 43-23-1<br>237-1              | 47-24-3<br>268-2             | 29-18-1<br>260-2              | 51-39-2<br>445-3              | 49-28-0<br>205-0             | 38-28-0<br>283-1             | 30-19-2<br>264-3              | 41-20-1<br>239-2             |

## GAME-BY-GAME RECEIVING

| PLAYER       | MUR<br>Rec-Yds-TD | DUKE<br>Rec-Yds-TD | @BC<br>Rec-Yds-TD | ARMY<br>Rec-Yds-TD | PITT<br>Rec-Yds-TD | WVU<br>Rec-Yds-TD | TEMP<br>Rec-Yds-TD | @SYR<br>Rec-Yds-TD | @GT<br>Rec-Yds-TD | BUF<br>Rec-Yds-TD | @RUT<br>Rec-Yds-TD | TOL<br>Rec-Yds-TD |
|--------------|-------------------|--------------------|-------------------|--------------------|--------------------|-------------------|--------------------|--------------------|-------------------|-------------------|--------------------|-------------------|
| Anderson     | 0-0-0             | 0-0-0              | 3-14-0            | 2-18-0             | 0-0-0              | 1-9-0             | 1-7-0              | 2-15-0             | 2-19-0            | 2-41-0            | 0-0-0              | 1-10-0            |
| Bellamy      | 0-0-0             | 0-0-0              | 0-0-0             | 0-0-0              | 0-0-0              | 5-42-0            | 2-7-0              | 3-14-0             | 3-15-0            | 1-11-0            | 2-24-0             | 1-4-0             |
| Brockington  | 2-22-0            | 1-3-0              | 5-40-0            | 2-(-2)-0           | 2-(-2)-0           | 2-22-0            | 2-10-0             | 10-93-0            | 3-3-0             | 4-26-0            | 1-16-1             | 0-0-0             |
| Cutaia       | 3-26-0            | 6-82-0             | 4-50-0            | 5-58-0             | 3-52-0             | 5-64-1            | 2-21-0             | 4-39-0             | 5-44-0            | 4-51-0            | 1-11-0             | 2-47-0            |
| Dorvil       | 0-0-0             | 0-0-0              | 0-0-0             | 0-0-0              | 1-9-0              | 0-0-0             | 0-0-0              | 0-0-0              | 0-0-0             | 0-0-0             | 0-0-0              | 0-0-0             |
| Henry        | 3-71-1            | 8-112-0            | 4-21-0            | 7-117-2            | 7-86-1             | 5-53-1            | 3-49-0             | 5-109-0            | 6-65-0            | 6-47-0            | 4-52-0             | 9-109-0           |
| Lassen       | 0-0-0             | 0-0-0              | 0-0-0             | 1-1-1              | 0-0-0              | 0-0-0             | 1-7-0              | 1-10-0             | 0-0-0             | 0-0-0             | 0-0-0              | 0-0-0             |
| Lawrence     | 4-47-1            | 1-14-0             | DNP               | DNP                | 0-0-0              | 0-0-0             | 0-0-0              | 0-0-0              | 0-0-0             | 0-0-0             | 0-0-0              | 0-0-0             |
| McLean       | 0-0-0             | 0-0-0              | 0-0-0             | 2-16-0             | 2-19-0             | 0-0-0             | 0-0-0              | 3-33-1             | 2-10-0            | 3-41-1            | 0-0-0              | 2-13-0            |
| Murray       | 4-92-1            | 0-0-0              | 2-27-0            | 1-3-1              | 1-13-0             | 1-8-0             | 1-12-0             | 4-43-1             | 4-37-0            | 3-20-0            | 6-135-2            | 1-6-0             |
| Sparks       | 0-0-0             | 1-7-0              | 3-20-0            | 2-20-0             | 3-33-0             | 1-5-0             | 1-9-0              | 5-59-1             | 1-5-0             | 1-6-0             | 1-5-0              | 1-7-1             |
| L. Taylor    | 0-0-0             | 0-0-0              | 0-0-0             | 0-0-0              | 1-6-0              | 0-0-0             | 0-0-0              | 0-0-0              | DNP               | 0-0-0             | 0-0-0              | 0-0-0             |
| Ja. Williams | 4-128-2           | 6-72-0             | 1-21-0            | 5-73-0             | 3-21-0             | 4-65-0            | 5-138-1            | 2-30-0             | 2-7-0             | 5-42-0            | 4-21-0             | 3-43-1            |



## GAME-BY-GAME TACKLES: DEFENSIVE LINEMEN

| PLAYER     | MUR      | DUKE     | @BC      | ARMY     | PITT     | WVU      | TEMP     | @SYR     | @GT      | BUF      | @RUT     | TOL      |
|------------|----------|----------|----------|----------|----------|----------|----------|----------|----------|----------|----------|----------|
|            | UT-AT-TT | UT-AT-TT | UT-AT-TT | UT-AT-TT | UT-AT-TT | UT-AT-TT | UT-AT-TT | UT-AT-TT | UT-AT-TT | UT-AT-TT | UT-AT-TT | UT-AT-TT |
| Anoai      | 0-1-1    | 0-0-0    | 0-0-0    | 0-2-2    | 0-0-0    | 0-0-0    | 0-1-1    | 0-0-0    | 0-0-0    | 0-1-1    | 1-0-1    | 0-1-1    |
| Applebaum  | 0-0-0    | 0-0-0    | 1-0-1    | DNP      | DNP      | DNP      | DNP      | DNP      | DNP      | 0-2-2    | DNP      | 0-0-0    |
| Baranowsky | DNP      | DNP      | DNP      | DNP      | DNP      | 0-1-1    | DNP      | DNP      | DNP      | DNP      | DNP      | DNP      |
| Blagman    | 0-0-0    | DNP      | DNP      | 0-1-0    | 0-0-0    | 0-0-0    | 1-1-2    | 0-0-0    | 0-1-1    | 1-1-2    | 0-0-0    | 1-1-2    |
| Davis      | DNP      | DNP      | DNP      | 1-0-1    | DNP      | DNP      | 1-0-1    | 1-0-1    | 0-1-1    | 0-2-2    | 0-0-0    | 0-0-0    |
| Fuller     | 0-1-1    | 0-2-2    | 3-1-4    | 2-2-4    | 1-0-1    | 0-5-5    | 1-1-2    | 1-1-2    | 3-0-3    | 0-0-0    | 4-1-5    | 1-1-2    |
| King       | 2-5-7    | 1-3-4    | 5-3-8    | 2-0-2    | 2-4-6    | DNP      | DNP      | DNP      | DNP      | DNP      | DNP      | 1-3-4    |
| Mayne      | 0-6-6    | 0-2-2    | 1-0-1    | 1-1-2    | 1-3-4    | 1-3-4    | 2-1-3    | 2-1-3    | 2-2-4    | 0-4-4    | 0-1-1    | 2-5-7    |
| McPhee     | 0-5-5    | 1-0-1    | 2-1-3    | 0-1-1    | 2-0-2    | 1-3-4    | 0-3-3    | 0-0-0    | 0-1-1    | DNP      | 1-1-2    | 1-1-2    |
| Stanback   | 1-0-1    | DNP      | DNP      | DNP      | DNP      | 0-0-0    | 0-1-1    | 0-1-1    | DNP      | 0-0-0    | DNP      | 0-0-0    |
| Ward       | 1-2-3    | 1-1-2    | 0-0-0    | 0-1-1    | 0-0-0    | 0-0-0    | 2-2-4    | 1-0-1    | 1-2-3    | 0-0-0    | 0-0-0    | 1-0-1    |



## GAME-BY-GAME TACKLES: LINEBACKERS

| PLAYER       | MUR      | DUKE     | @BC      | ARMY     | PITT     | WVU      | TEMP     | @SYR     | @GT      | BUF      | @RUT     | TOL      |
|--------------|----------|----------|----------|----------|----------|----------|----------|----------|----------|----------|----------|----------|
|              | UT-AT-TT | UT-AT-TT | UT-AT-TT | UT-AT-TT | UT-AT-TT | UT-AT-TT | UT-AT-TT | UT-AT-TT | UT-AT-TT | UT-AT-TT | UT-AT-TT | UT-AT-TT |
| DeRubertis   | DNP      | DNP      | DNP      | DNP      | DNP      | DNP      | DNP      | DNP      | DNP      | 0-0-0    | DNP      | DNP      |
| Fincher      | 1-6-7    | 6-7-13   | 4-3-7    | 7-5-12   | 9-8-17   | 7-14-21  | 3-10-13  | 7-1-8    | 3-8-11   | 4-7-11   | 5-6-11   | 3-6-9    |
| Hargrave     | 2-3-5    | 4-3-7    | 2-3-5    | 3-2-5    | 5-3-8    | 7-8-15   | 3-3-6    | 9-0-9    | 2-4-6    | 4-2-6    | 3-3-6    | 6-4-10   |
| Henegan      | 1-2-3    | 1-0-1    | 0-0-0    | 0-0-0    | 0-0-0    | 0-1-1    | 0-2-2    | 1-0-1    | 0-0-0    | 0-0-0    | 0-0-0    | 0-0-0    |
| Herriott     | 0-0-0    | 0-0-0    | 0-0-0    | 2-0-2    | 0-0-0    | 0-1-1    | 0-0-0    | 0-0-0    | 0-0-0    | DNP      | 1-0-1    | 2-0-2    |
| Lansanah     | 1-6-7    | 1-0-1    | 0-0-0    | 5-2-7    | 2-1-3    | 0-0-0    | 0-3-3    | 0-0-0    | 0-0-0    | DNP      | 1-0-1    | 0-1-1    |
| Lloyd        | 2-5-7    | 6-3-9    | 6-6-12   | 3-4-7    | 0-7-7    | 4-8-12   | 8-8-16   | 3-1-4    | 3-6-9    | 0-5-5    | 7-4-11   | 6-12-18  |
| Sowell       | 0-1-1    | 0-0-0    | DNP      | DNP      | DNP      | 0-0-0    | 0-0-0    | 0-0-0    | 0-1-1    | 0-1-1    | 0-0-0    | 1-0-1    |
| Ju. Williams | 0-0-0    | 0-0-0    | 0-0-0    | 0-0-0    | 0-0-0    | 0-0-0    | 0-1-1    | 1-0-1    | 1-0-1    | 1-3-4    | 0-0-0    | 0-0-0    |



## GAME-BY-GAME TACKLES: DEFENSIVE BACKS

| PLAYER    | MUR      | DUKE     | @BC      | ARMY     | PITT     | WVU      | TEMP     | @SYR     | @GT      | BUF      | @RUT     | TOL      |
|-----------|----------|----------|----------|----------|----------|----------|----------|----------|----------|----------|----------|----------|
|           | UT-AT-TT | UT-AT-TT | UT-AT-TT | UT-AT-TT | UT-AT-TT | UT-AT-TT | UT-AT-TT | UT-AT-TT | UT-AT-TT | UT-AT-TT | UT-AT-TT | UT-AT-TT |
| Barnes    | 0-0-0    | 0-0-0    | 3-0-3    | 3-3-6    | 2-0-2    | 1-2-3    | DNP      | DNP      | DNP      | DNP      | DNP      | DNP      |
| Branch    | 1-1-2    | 0-2-2    | 1-0-1    | 0-1-1    | 0-0-0    | 2-0-2    | 1-1-2    | 1-0-1    | 0-2-2    | 4-0-4    | 2-0-2    | 1-0-1    |
| Clarke    | DNP      | DNP      | DNP      | 0-0-0    | DNP      | DNP      | 0-1-1    | 0-0-0    | 0-0-0    | DNP      | DNP      | DNP      |
| Cole      | 2-1-3    | 1-1-2    | 0-1-1    | DNP      | DNP      | 0-0-0    | 1-2-3    | 3-1-4    | 5-0-5    | 1-1-2    | 4-0-4    | 3-1-4    |
| Estep     | 2-3-5    | 4-3-7    | 7-1-8    | 0-2-2    | 0-2-2    | 4-4-8    | 5-4-9    | 6-0-6    | 5-2-7    | 1-1-2    | 2-4-6    | 1-3-4    |
| Fletcher  | 1-9-10   | 3-4-7    | 5-1-6    | 0-2-2    | 1-0-1    | 1-5-6    | 3-2-5    | 3-0-3    | 2-7-9    | 1-3-4    | 2-2-4    | 1-4-5    |
| McCollum  | DNP      | DNP      | DNP      | 0-1-1    | 0-1-1    | 0-1-1    | 0-0-0    | 0-0-0    | 0-0-0    | 0-1-1    | 0-0-0    | 1-0-1    |
| Moore     | 0-0-0    | 0-0-0    | 1-0-1    | 1-0-1    | 0-1-1    | 0-2-2    | 0-2-2    | 0-0-0    | 0-1-1    | 0-1-1    | 0-0-0    | 2-1-3    |
| Perkins   | 1-3-4    | 0-1-1    | 2-2-4    | 1-0-1    | 2-1-3    | 1-1-2    | 2-1-3    | 5-0-5    | 5-1-6    | 0-1-1    | 3-2-5    | 2-1-3    |
| Ja. Smith | 0-0-0    | 1-2-3    | 0-0-0    | 0-0-0    | 0-0-0    | DNP      | DNP      | DNP      | DNP      | DNP      | DNP      | DNP      |
| M. Taylor | 0-0-0    | 0-1-1    | 0-0-0    | 0-2-2    | 1-2-3    | 0-0-0    | 0-2-2    | 0-0-0    | 0-0-0    | 0-1-1    | 2-0-2    | 0-1-1    |



# YEAR IN REVIEW

2004 FOOTBALL SEASON

## GAME-BY-GAME PARTICIPATION

| PLAYER (NO.)       | MUR | DUKE | @BC | ARMY | PITT | WVU | TEMP | @SYR | @GT | BUF | @RUT | TOL |
|--------------------|-----|------|-----|------|------|-----|------|------|-----|-----|------|-----|
| Anderson (30)      | P   | P    | FB  | P    | P    | FB  | P    | P    | P   | P   | FB   | P   |
| Anoai (63)         | P   | P    | P   | P    | P    | P   | P    | P    | P   | P   | P    | P   |
| Applebaum (57)     | P   | P    | P   | DNP  | DNP  | DNP | DNP  | DNP  | DNP | DNP | DNP  | P   |
| Baranowsky (92)    | DNP | DNP  | DNP | DNP  | DNP  | P   | DNP  | DNP  | DNP | DNP | DNP  | DNP |
| Barnes (26)        | P   | P    | P   | CB   | CB   | CB  | INJ  | INJ  | INJ | INJ | INJ  | INJ |
| Bellamy (34)       | P   | P    | P   | P    | P    | P   | P    | P    | P   | P   | P    | P   |
| Berry (72)         | RG  | RG   | RG  | RG   | RG   | RG  | RG   | RG   | RG  | RG  | RG   | RG  |
| Blagman (53)       | P   | INJ  | DNP | P    | P    | P   | P    | P    | P   | DT  | P    | P   |
| Bonislawski (16)   | P   | P    | P   | P    | P    | P   | P    | P    | P   | P   | P    | P   |
| Borowski (77)      | DNP | DNP  | DNP | P    | DNP  | DNP | P    | DNP  | DNP | P   | DNP  | P   |
| Branch (29)        | P   | P    | P   | P    | P    | P   | P    | P    | CB  | P   | P    | P   |
| Brockington (33)   | P   | P    | TB  | TB   | TB   | TB  | TB   | TB   | TB  | TB  | TB   | TB  |
| Ciaravino (97)     | DNP | DNP  | DNP | DNP  | DNP  | P   | DNP  | P    | DNP | DNP | DNP  | DNP |
| Clarke (23)        | --- | ---  | --- | P    | DNP  | DNP | P    | P    | P   | DNP | ---  | --- |
| Cole (41)          | CB  | CB   | CB  | INJ  | INJ  | P   | CB   | CB   | P   | CB  | CB   | CB  |
| Cutaia (17)        | WR  | WR   | WR  | WR   | WR   | WR  | WR   | WR   | WR  | WR  | WR   | WR  |
| Davis (6)          | DNP | DNP  | DNP | P    | DNP  | DNP | P    | P    | P   | P   | P    | P   |
| DeRubertis (14)    | DNP | DNP  | DNP | DNP  | DNP  | DNP | DNP  | DNP  | DNP | DNP | DNP  | DNP |
| Desriveaux (3)     | P   | DNP  | --- | DNP  | DNP  | DNP | DNP  | DNP  | DNP | P   | P    | P   |
| Dlubac (62)        | P   | DNP  | DNP | P    | DNP  | DNP | DNP  | DNP  | DNP | P   | DNP  | P   |
| Dorvil (8)         | P   | P    | P   | P    | FB   | P   | P    | P    | P   | P   | P    | P   |
| Estep (35)         | FS  | FS   | FS  | FS   | FS   | FS  | FS   | FS   | FS  | FS  | FS   | FS  |
| Fincher (9)        | LB  | LB   | LB  | LB   | LB   | LB  | LB   | LB   | LB  | LB  | LB   | LB  |
| Fletcher (12)      | SS  | SS   | SS  | SS   | SS   | SS  | SS   | SS   | SS  | SS  | SS   | SS  |
| Fogarty, Seth (82) | P   | P    | P   | P    | DNP  | DNP | DNP  | DNP  | DNP | P   | DNP  | P   |
| Fox (56)           | P   | P    | P   | P    | P    | P   | P    | P    | P   | P   | P    | P   |
| Fuller (93)        | DT  | DT   | DT  | DT   | DT   | DT  | DT   | DT   | DT  | DT  | DT   | DT  |
| Gaskins (18)       | DNP | DNP  | --- | P    | DNP  | DNP | DNP  | DNP  | DNP | P   | DNP  | DNP |
| Goryn (89)         | DNP | DNP  | DNP | P    | DNP  | DNP | DNP  | DNP  | P   | P   | DNP  | DNP |
| Hargrave (32)      | LB  | LB   | LB  | LB   | LB   | LB  | LB   | LB   | LB  | LB  | LB   | LB  |
| Henegan (43)       | P   | P    | P   | P    | P    | P   | P    | P    | P   | P   | P    | P   |
| Henry (1)          | WR  | WR   | WR  | WR   | WR   | WR  | WR   | WR   | WR  | WR  | WR   | WR  |
| Herriott (20)      | P   | P    | P   | P    | P    | P   | P    | P    | DNP | P   | P    | P   |
| Hussar (37)        | PNT | PNT  | PNT | PNT  | PNT  | PNT | PNT  | PNT  | PNT | PNT | INJ  | PNT |
| Irwin (58)         | C   | C    | C   | C    | C    | C   | C    | C    | C   | C   | C    | C   |
| Kersmanc (75)      | DNP | DNP  | DNP | P    | DNP  | DNP | DNP  | DNP  | DNP | DNP | DNP  | P   |
| King (52)          | DE  | DE   | DE  | DE   | DE   | INJ | INJ  | INJ  | INJ | INJ | INJ  | DE  |
| Kodish (74)        | DNP | DNP  | P   | LT   | P    | P   | P    | P    | P   | P   | P    | P   |
| Krug (73)          | LT  | LT   | LT  | INJ  | LT   | LT  | LT   | LT   | LT  | LT  | LT   | LT  |
| Lansanah (48)      | P   | P    | P   | P    | P    | P   | P    | P    | P   | P   | P    | P   |
| Lassen (91)        | TE  | P    | P   | P    | P    | P   | TE   | P    | P   | P   | P    | P   |
| Lawrence (42)      | TB  | TB   | DNP | DNP  | P    | P   | P    | P    | P   | P   | P    | P   |
| Leak (51)          | --- | ---  | --- | P    | DNP  | --- | ---  | ---  | --- | --- | ---  | --- |
| Lloyd (11)         | LB  | LB   | LB  | LB   | LB   | LB  | LB   | LB   | LB  | LB  | LB   | LB  |
| Mack (96)          | P   | DNP  | --- | P    | DNP  | DNP | DNP  | ---  | --- | DNP | ---  | DNP |
| Markowski (54)     | LG  | LG   | LG  | LG   | LG   | LG  | LG   | LG   | LG  | LG  | LG   | LG  |
| Mayne (40)         | DE  | DE   | DE  | DE   | DE   | DE  | DE   | DE   | DE  | DE  | DE   | DE  |
| McCollum (38)      | DNP | DNP  | DNP | P    | P    | P   | P    | P    | P   | P   | P    | P   |
| McLean (88)        | P   | P    | P   | P    | P    | P   | P    | P    | P   | P   | P    | P   |
| McPhee (76)        | DT  | DT   | DT  | DT   | DT   | DT  | DT   | DT   | DT  | --- | DT   | DT  |
| Moore (21)         | P   | P    | P   | P    | P    | P   | P    | P    | P   | P   | P    | P   |
| Murray (46)        | TE  | TE   | P   | TE   | TE   | TE  | TE   | TE   | TE  | TE  | TE   | TE  |
| Nuzie (98)         | PK  | PK   | PK  | PK   | PK   | PK  | PK   | PK   | PK  | PK  | PK   | PK  |
| Orlovsky (7)       | QB  | QB   | QB  | QB   | QB   | QB  | QB   | QB   | QB  | QB  | QB   | QB  |
| Pavasaris (6)      | P   | DNP  | DNP | DNP  | DNP  | DNP | DNP  | DNP  | DNP | DNP | PNT  | DNP |
| Perkins (2)        | CB  | CB   | CB  | CB   | CB   | CB  | CB   | CB   | CB  | CB  | CB   | CB  |
| Preston (78)       | RT  | RT   | RT  | RT   | RT   | RT  | RT   | RT   | RT  | RT  | RT   | RT  |
| Rice (60)          | DNP | DNP  | --- | DNP  | DNP  | DNP | DNP  | ---  | DNP | P   | DNP  | DNP |
| Smith, Jahi (27)   | P   | P    | P   | P    | P    | INJ | INJ  | INJ  | INJ | INJ | INJ  | INJ |
| Sowell (47)        | P   | P    | INJ | INJ  | P    | P   | P    | P    | P   | P   | P    | P   |
| Sparks (84)        | P   | P    | P   | P    | P    | P   | P    | P    | P   | P   | P    | P   |
| Stanback (4)       | P   | DNP  | --- | DNP  | DNP  | P   | P    | P    | DNP | P   | ---  | P   |
| Taylor, L. (24)    | P   | P    | P   | P    | P    | P   | P    | INJ  | INJ | P   | P    | P   |
| Taylor, M. (10)    | P   | P    | P   | P    | P    | P   | P    | P    | P   | P   | P    | P   |
| Vicidomino (94)    | P   | DNP  | DNP | DNP  | DNP  | DNP | DNP  | ---  | --- | DNP | ---  | DNP |
| Ward (59)          | P   | P    | P   | P    | P    | DE  | DE   | DE   | DE  | DE  | DE   | P   |
| Wholley (31)       | P   | P    | DNP | P    | P    | DNP | P    | DNP  | INJ | INJ | INJ  | INJ |
| Williams, Ja. (80) | P   | WR   | WR  | WR   | P    | P   | P    | WR   | WR  | WR  | P    | WR  |
| Williams, Ju. (45) | P   | P    | P   | P    | P    | P   | P    | P    | P   | P   | P    | P   |

KEY: P: Played in Game...POS: Started at that position...INJ: Missed with injury...DNP: Did not play...---: Did not dress



## CONNECTICUT SUPERLATIVES

|                          |                                |
|--------------------------|--------------------------------|
| Points Scored .....      | 52 vs. Murray State            |
| Low .....                | 7 at Boston College            |
| First Downs .....        | 35 at Syracuse                 |
| Low .....                | 16 vs. Duke                    |
| Rushing Plays .....      | 48 at Rutgers                  |
| Low .....                | 29 at Boston College           |
| Rushing Yards .....      | 258 vs. Temple                 |
| Low .....                | 97 vs. West Virginia           |
| Passes Attempted .....   | 51 at Syracuse                 |
| Low .....                | 24 at Georgia Tech             |
| Passes Completed.....    | 39 at Syracuse                 |
| Low .....                | 18 vs. Temple                  |
| Passing Yards .....      | 445 at Syracuse                |
| Low .....                | 193 at Boston College          |
| Total Offense .....      | 566 at Syracuse                |
| Low .....                | 225 at Georgia Tech            |
| Total Plays .....        | 86 at Syracuse                 |
| Low .....                | 61 at Boston College           |
| Turnovers Lost.....      | 5 at Syracuse                  |
| Low .....                | 0 at Georgia Tech, vs. Buffalo |
| Time of Possession ..... | 38:07 vs. Buffalo              |
| Low .....                | 26:14 vs. Temple               |

### INDIVIDUAL LONG PLAYS

|                           |                               |
|---------------------------|-------------------------------|
| Rushing .....             | 61, Brockington vs. Temple    |
| Passing .....             | 90, Orlovsky vs. Temple       |
| Reception.....            | 90, Williams vs. Temple       |
| Field Goal .....          | 51, Nuzie at Georgia Tech     |
| Punt .....                | 52, Hussar vs. Army, at GTech |
| Punt Return .....         | 68, Taylor vs. Toledo         |
| Kickoff Return .....      | 97, Taylor vs. Temple         |
| Interception Return ..... | 27, Perkins vs. Duke          |

### INDIVIDUAL PLAYER SUPERLATIVES

|                        |                                 |
|------------------------|---------------------------------|
| Rushes.....            | 31, Brockington vs. Pittsburgh  |
| Rushing Yards .....    | 185, Brockington vs. Pittsburgh |
| Rushing TDs .....      | 2, Brockington vs. Temple       |
|                        | 2, Brockington vs. Buffalo      |
|                        | 2, Brockington at Rutgers       |
| Pass Attempts .....    | 51, Orlovsky at Syracuse        |
| Pass Completions ..... | 39, Orlovsky at Syracuse        |
| Passing Yards .....    | 445, Orlovsky at Syracuse       |
| TD Passes .....        | 5, Orlovsky vs. Murray St.      |
| Receptions.....        | 10, Brockington at Syracuse     |
| Receiving Yards.....   | 138, Williams vs. Temple        |
| TD Receptions.....     | 2, Williams vs. Murray St.      |
|                        | 2, Henry vs. Army               |
|                        | 2, Murray at Rutgers            |
| Field Goals.....       | 4, Nuzie vs. Toledo             |
| Punts .....            | 8, Hussar vs. Pittsburgh        |
| Punting Average .....  | 43.2, Hussar vs. Buffalo        |
| Tackles.....           | 21, Fincher vs. West Virginia   |
| Sacks .....            | 2, Mayne vs. Temple             |



## OPPONENT SUPERLATIVES

|                          |                            |
|--------------------------|----------------------------|
| Points Scored .....      | 42, Syracuse               |
| Low .....                | 0, Buffalo                 |
| First Downs .....        | 24, Rutgers                |
| Low .....                | 5, Buffalo                 |
| Rushing Plays .....      | 48, West Virginia          |
| Low .....                | 28, Buffalo                |
| Rushing Yards .....      | 324, West Virginia         |
| Low .....                | 47, Duke                   |
| Passes Attempted .....   | 44, Temple                 |
| Low .....                | 19, Murray State, Syracuse |
| Passes Completed.....    | 27, Rutgers                |
| Low .....                | 4, Buffalo                 |
| Passing Yards .....      | 366, Rutgers               |
| Low .....                | 35, Buffalo                |
| Total Offense .....      | 475, Temple                |
| Low .....                | 96, Buffalo                |
| Total Plays .....        | 85, Temple                 |
| Low .....                | 49, Buffalo                |
| Turnovers Lost.....      | 3, Toledo                  |
| Low .....                | 0, Syracuse                |
| Time of Possession ..... | 33:46, Temple              |
| Low .....                | 21:53, Buffalo             |

### INDIVIDUAL LONG PLAYS

|                           |                          |
|---------------------------|--------------------------|
| Rushing .....             | 50, Reyes, Syracuse      |
| Passing .....             | 87, Shawell, Rutgers     |
| Reception.....            | 87, Moses, Rutgers       |
| Field Goal .....          | 44, Miller, Army         |
| Punt .....                | 74, Graessle, Pittsburgh |
| Punt Return .....         | 23, Haymore, Buffalo     |
| Kickoff Return .....      | 94, Turner, Murray State |
| Interception Return ..... | 62, Talley, Duke         |

### INDIVIDUAL PLAYER SUPERLATIVES

|                        |                               |
|------------------------|-------------------------------|
| Rushes.....            | 26, Callender, Boston College |
| Rushing Yards .....    | 121, Reyes, Syracuse          |
| Rushing TDs .....      | 2, Washington, Temple         |
|                        | 2, Reyes, Syracuse            |
| Pass Attempts .....    | 44, Washington, Temple        |
| Pass Completions ..... | 26, Hart, Rutgers             |
| Passing Yards .....    | 288, Ball, Georgia Tech       |
| TD Passes .....        | 2, Peterson, Boston College   |
|                        | 2, Washington, Temple         |
|                        | 2, Patterson, Syracuse        |
|                        | 2, Ball, Georgia Tech         |
|                        | 2, Hart, Rutgers              |
| Receptions.....        | 7, Moses, Rutgers             |
| Receiving Yards.....   | 168, Moses, Rutgers           |
| TD Receptions.....     | 2, Moses, Rutgers             |
| Field Goals.....       | 3, Bell, Georgia Tech         |
| Punts .....            | 11, Gaiter, Murray State      |
| Punting Average .....  | 56.0, Graessle, Pittsburgh    |
| Tackles.....           | 15, Cummings, Buffalo         |
|                        | 15, Jackson, Toledo-          |
| Sacks .....            | 3, Wyche, Syracuse            |



# YEAR IN REVIEW

## RED ZONE

| CONNECTICUT   |           |           |            |           |           |            |          |          |          |          | OPPONENTS     |           |           |            |           |           |            |          |          |          |          |          |
|---------------|-----------|-----------|------------|-----------|-----------|------------|----------|----------|----------|----------|---------------|-----------|-----------|------------|-----------|-----------|------------|----------|----------|----------|----------|----------|
| GAME          | In20      | Scores    | Sc.%       | FG        | TD        | TD%        | TO       | Dwn.     | MFG      | EOG      | GAME          | In20      | Scores    | Sc.%       | FG        | TD        | TD%        | TO       | Dwn.     | MFG      | EOG      |          |
| Murray State  | 2         | 2         | 100%       | 1         | 1         | 50%        | 0        | 0        | 0        | 0        | Murray State  | 1         | 1         | 100%       | 0         | 1         | 100%       | 0        | 0        | 0        | 0        | 0        |
| Duke          | 5         | 4         | 80%        | 3         | 1         | 20%        | 0        | 0        | 1        | 0        | Duke          | 4         | 3         | 75%        | 2         | 1         | 25%        | 0        | 0        | 1        | 0        | 0        |
| at BC         | 2         | 1         | 50%        | 0         | 1         | 50%        | 0        | 0        | 1        | 0        | at BC         | 4         | 4         | 100%       | 2         | 2         | 50%        | 0        | 0        | 0        | 0        | 0        |
| Army          | 6         | 6         | 100%       | 2         | 4         | 67%        | 0        | 0        | 0        | 0        | Army          | 0         | 0         | 0%         | 0         | 0         | 0%         | 0        | 0        | 0        | 0        | 0        |
| Pittsburgh    | 4         | 4         | 100%       | 2         | 2         | 50%        | 0        | 0        | 0        | 0        | Pittsburgh    | 3         | 2         | 67%        | 1         | 1         | 33%        | 0        | 0        | 1        | 0        | 0        |
| West Virginia | 4         | 4         | 100%       | 2         | 2         | 50%        | 0        | 0        | 0        | 0        | West Virginia | 3         | 3         | 100%       | 1         | 2         | 67%        | 0        | 0        | 0        | 0        | 0        |
| Temple        | 4         | 4         | 100%       | 1         | 3         | 75%        | 0        | 0        | 0        | 0        | Temple        | 6         | 4         | 67%        | 1         | 3         | 50%        | 0        | 0        | 2        | 0        | 0        |
| at Syracuse   | 5         | 4         | 80%        | 0         | 4         | 80%        | 1        | 0        | 0        | 0        | at Syracuse   | 1         | 1         | 100%       | 0         | 1         | 100%       | 0        | 0        | 0        | 0        | 0        |
| at Ga. Tech   | 1         | 1         | 100%       | 0         | 1         | 100%       | 0        | 0        | 0        | 0        | at Ga. Tech   | 5         | 5         | 100%       | 3         | 2         | 40%        | 0        | 0        | 0        | 0        | 0        |
| Buttafo       | 3         | 2         | 67%        | 1         | 1         | 33%        | 0        | 0        | 1        | 0        | Buttafo       | 1         | 0         | 0%         | 0         | 0         | 0%         | 0        | 0        | 0        | 1        | 0        |
| at Rutgers    | 5         | 5         | 100%       | 0         | 5         | 100%       | 0        | 0        | 0        | 0        | at Rutgers    | 4         | 3         | 75%        | 0         | 3         | 75%        | 1        | 0        | 0        | 0        | 0        |
| vs. Toledo    | 7         | 6         | 83%        | 4         | 2         | 28%        | 0        | 0        | 1        | 0        | vs. Toledo    | 2         | 2         | 100%       | 1         | 1         | 50%        | 0        | 0        | 0        | 0        | 0        |
| <b>TOTALS</b> | <b>48</b> | <b>43</b> | <b>90%</b> | <b>16</b> | <b>27</b> | <b>56%</b> | <b>1</b> | <b>0</b> | <b>4</b> | <b>0</b> | <b>TOTALS</b> | <b>34</b> | <b>28</b> | <b>82%</b> | <b>11</b> | <b>17</b> | <b>50%</b> | <b>1</b> | <b>0</b> | <b>5</b> | <b>0</b> | <b>0</b> |

## TURNOVER RESULTS

| CONNECTICUT       |          |           |           |                | OPPONENTS         |          |           |           |               |
|-------------------|----------|-----------|-----------|----------------|-------------------|----------|-----------|-----------|---------------|
| GAME              | FUM      | INT       | TOTAL     | OPP POINTS OFF | GAME              | FUM      | INT       | TOTAL     | UC POINTS OFF |
| Murray State      | 0        | 2         | 2         | 0              | Murray State      | 0        | 1         | 1         | 7             |
| Duke              | 1        | 1         | 2         | 7              | Duke              | 1        | 1         | 2         | 10            |
| at Boston College | 1        | 1         | 2         | 14             | at Boston College | 1        | 1         | 2         | 0             |
| Army              | 0        | 1         | 1         | 0              | Army              | 1        | 1         | 2         | 14            |
| Pittsburgh        | 1        | 1         | 2         | 0              | Pittsburgh        | 1        | 1         | 2         | 7             |
| West Virginia     | 0        | 3         | 3         | 7              | West Virginia     | 1        | 1         | 2         | 10            |
| Temple            | 3        | 1         | 4         | 0              | Temple            | 0        | 1         | 1         | 0             |
| at Syracuse       | 3        | 2         | 5         | 28             | at Syracuse       | 0        | 0         | 0         | 0             |
| at Georgia Tech   | 0        | 0         | 0         | 0              | at Georgia Tech   | 1        | 0         | 1         | 0             |
| Buffalo           | 0        | 0         | 0         | 0              | Buffalo           | 0        | 1         | 1         | 0             |
| at Rutgers        | 0        | 2         | 2         | 7              | at Rutgers        | 2        | 0         | 2         | 7             |
| vs. Toledo        | 0        | 1         | 1         | 0              | vs. Toledo        | 1        | 2         | 3         | 10            |
| <b>TOTALS</b>     | <b>9</b> | <b>15</b> | <b>24</b> | <b>63</b>      | <b>TOTALS</b>     | <b>9</b> | <b>10</b> | <b>19</b> | <b>65</b>     |

## DRIVE CHARTS

| CONNECTICUT     |            |           |            |           |            |           |            | OPPONENTS       |            |           |            |           |            |           |            |
|-----------------|------------|-----------|------------|-----------|------------|-----------|------------|-----------------|------------|-----------|------------|-----------|------------|-----------|------------|
| GAME            | No.        | 3&OUT     | PCT.       | SCORE     | PCT.       | TD        | PCT.       | GAME            | No.        | 3&OUT     | PCT.       | SCORE     | PCT.       | TD        | PCT.       |
| Murray State    | 15         | 3         | 20%        | 7         | 47%        | 6         | 40%        | Murray State    | 15         | 8         | 53%        | 1         | 7%         | 1         | 7%         |
| Duke            | 11         | 0         | 0%         | 4         | 36%        | 1         | 9%         | Duke            | 12         | 3         | 25%        | 3         | 25%        | 1         | 8%         |
| at BC           | 9          | 2         | 22%        | 1         | 11%        | 1         | 11%        | at BC           | 10         | 1         | 10%        | 5         | 50%        | 3         | 30%        |
| Army            | 13         | 1         | 8%         | 7         | 54%        | 5         | 38%        | Army            | 13         | 3         | 23%        | 1         | 8%         | 0         | 0%         |
| Pittsburgh      | 15         | 2         | 13%        | 5         | 33%        | 2         | 13%        | Pittsburgh      | 16         | 7         | 44%        | 3         | 19%        | 2         | 13%        |
| West Virginia   | 15         | 3         | 20%        | 4         | 27%        | 2         | 13%        | West Virginia   | 13         | 1         | 8%         | 4         | 31%        | 3         | 23%        |
| Temple          | 13         | 2         | 15%        | 6         | 46%        | 5         | 38%        | Temple          | 15         | 2         | 13%        | 5         | 33%        | 4         | 27%        |
| at Syracuse     | 11         | 0         | 0%         | 5         | 45%        | 4         | 36%        | at Syracuse     | 10         | 3         | 30%        | 5         | 50%        | 5         | 50%        |
| at Georgia Tech | 13         | 5         | 38%        | 2         | 15%        | 1         | 8%         | at Georgia Tech | 12         | 2         | 17%        | 5         | 43%        | 2         | 17%        |
| Buffalo         | 14         | 4         | 28%        | 5         | 36%        | 3         | 21%        | Buffalo         | 13         | 7         | 54%        | 0         | 0%         | 0         | 0%         |
| at Rutgers      | 12         | 3         | 25%        | 6         | 50%        | 6         | 50%        | at Rutgers      | 12         | 1         | 8%         | 4         | 33%        | 4         | 33%        |
| vs. Toledo      | 12         | 3         | 25%        | 7         | 58%        | 3         | 25%        | vs. Toledo      | 13         | 4         | 31%        | 2         | 15%        | 1         | 8%         |
| <b>TOTALS</b>   | <b>153</b> | <b>28</b> | <b>18%</b> | <b>59</b> | <b>39%</b> | <b>39</b> | <b>25%</b> | <b>TOTALS</b>   | <b>154</b> | <b>42</b> | <b>27%</b> | <b>38</b> | <b>25%</b> | <b>26</b> | <b>17%</b> |

## THIRD DOWN CONVERSIONS

| CONNECTICUT     |              |              |              |             |            |            |               |            | OPPONENTS       |              |              |              |             |             |            |               |            |
|-----------------|--------------|--------------|--------------|-------------|------------|------------|---------------|------------|-----------------|--------------|--------------|--------------|-------------|-------------|------------|---------------|------------|
| GAME            | 1-3          | 4-6          | 7-9          | 10-14       | 15-19      | 20+        | Tot.          | Pct.       | GAME            | 1-3          | 4-6          | 7-9          | 10-14       | 15-19       | 20+        | Tot.          | Pct.       |
| Murray State    | 3-6          | 2-5          | 1-2          | 1-2         | 0-0        | 0-0        | 7-15          | 47%        | Murray State    | 0-0          | 0-2          | 0-3          | 0-5         | 1-2         | 0-1        | 1-13          | 8%         |
| Duke            | 1-5          | 2-5          | 3-3          | 0-3         | 0-0        | 0-0        | 6-16          | 38%        | Duke            | 4-4          | 2-4          | 0-1          | 0-1         | 0-1         | 0-2        | 6-13          | 46%        |
| at BC           | 2-5          | 3-4          | 0-1          | 0-0         | 0-2        | 0-1        | 5-13          | 38%        | at BC           | 4-5          | 2-3          | 1-2          | 1-4         | 0-1         | 0-0        | 8-15          | 53%        |
| Army            | 1-2          | 1-2          | 0-1          | 1-3         | 0-2        | 0-0        | 3-10          | 30%        | Army            | 1-1          | 0-2          | 1-4          | 0-4         | 0-2         | 0-0        | 2-13          | 15%        |
| Pittsburgh      | 1-2          | 1-2          | 1-5          | 0-5         | 0-0        | 0-1        | 3-15          | 20%        | Pittsburgh      | 0-1          | 2-4          | 0-2          | 2-5         | 0-3         | 0-1        | 4-16          | 25%        |
| West Virginia   | 2-8          | 1-3          | 2-6          | 1-2         | 0-1        | 0-0        | 6-20          | 30%        | West Virginia   | 2-2          | 2-3          | 1-2          | 0-2         | 0-2         | 0-1        | 5-12          | 38%        |
| Temple          | 2-2          | 2-2          | 1-3          | 2-3         | 0-1        | 0-0        | 7-11          | 64%        | Temple          | 2-5          | 0-3          | 2-2          | 0-5         | 1-1         | 0-1        | 5-17          | 29%        |
| at Syracuse     | 2-3          | 2-3          | 2-3          | 0-1         | 0-0        | 0-3        | 6-13          | 46%        | at Syracuse     | 3-4          | 0-2          | 1-2          | 0-1         | 1-1         | 0-0        | 5-10          | 50%        |
| at Georgia Tech | 0-2          | 1-3          | 1-5          | 1-5         | 0-1        | 0-1        | 3-17          | 18%        | at Georgia Tech | 2-2          | 1-3          | 3-6          | 0-3         | 0-0         | 0-2        | 6-16          | 38%        |
| Buffalo         | 4-4          | 0-6          | 0-1          | 0-2         | 0-2        | 0-1        | 4-16          | 25%        | Buffalo         | 1-2          | 1-2          | 0-2          | 0-6         | 0-2         | 0-0        | 2-14          | 14%        |
| at Rutgers      | 3-5          | 2-2          | 1-1          | 2-5         | 0-0        | 0-0        | 8-13          | 62%        | at Rutgers      | 3-4          | 2-3          | 1-2          | 0-3         | 0-1         | 0-0        | 6-13          | 46%        |
| vs. Toledo      | 3-3          | 2-4          | 3-6          | 0-4         | 0-0        | 0-0        | 8-17          | 47%        | vs. Toledo      | 4-4          | 1-3          | 1-3          | 2-6         | 0-1         | 0-1        | 8-18          | 44%        |
| <b>TOTALS</b>   | <b>24-47</b> | <b>19-41</b> | <b>15-37</b> | <b>8-35</b> | <b>0-9</b> | <b>0-7</b> | <b>66-176</b> | <b>38%</b> | <b>TOTALS</b>   | <b>26-34</b> | <b>13-34</b> | <b>11-31</b> | <b>5-45</b> | <b>3-17</b> | <b>0-9</b> | <b>58-170</b> | <b>34%</b> |