



RECORDS

IN THIS SECTION...

INDIVIDUAL CAREER RECORDS	192-195
INDIVIDUAL SEASON RECORDS	196-199
INDIVIDUAL GAME RECORDS	200-201
MISCELLANEOUS GAME SUPERLATIVES	202
LONG PLAYS	203
100-YARD GAMES	204-205
THE LAST TIME	206-207
RETURN TOUCHDOWNS	208
OPPONENT RECORDS	209
TEAM GAME RECORDS	210
SEASON TEAM HIGHS	211-212
DIVISION I-A RECORDS	213-214



1999-2002

TOMMY COLLINS

Tommy Collins left UConn last fall as one of the most prolific pass catching wide receivers in the program's history, earning a spot near the top of most tight end seasonal and career receiving categories.

INDIVIDUAL CAREER RECORDS



PREVIEW

COACHES

SEASON IN REVIEW

OPPONENTS


HISTORY

PLAYER REGISTRY

RECORDS

UNIVERSITY

MEDIA



MATT DeGENNARO

TOTAL OFFENSE

Yards

- 9269 Matt DeGennaro, 1987-90
- 8829 Shane Stafford, 1995-98
- 6126 Ken Sweitzer, 1978-81
- 4089 Cornelius Benton, 1987-91
- 4075 Peter Lane, 1985-86
- 3790 Rick Robustelli, 1968-70
- 3771 Zeke Rodgers, 1992-95
- 3664 Dan Orlovsky, 2001-02**
- 3318 Bernie Palmer, 1973-76
- 2946 Pete Petrillo, 1966-68
- 2659 Irv Panciera, 1950-52
- 2624 Wilbur Gilliard, 1992-95
- 2567 Alex Davis, 1989-92
- 2515 Ed Long, 1991-94
- 2501 Vin Clements, 1968-70



TORY TAYLOR

Plays

- 1619 Matt DeGennaro, 1987-90
- 1214 Shane Stafford, 1995-98
- 1120 Ken Sweitzer, 1978-81
- 843 Bernie Palmer, 1973-76
- 803 Peter Lane, 1985-86
- 774 Rick Robustelli, 1968-70
- 716 Dan Orlovsky, 2001-02**
- 685 Pete Petrillo, 1966-68
- 678 Zeke Rodgers, 1992-95
- 657 Cornelius Benton, 1987-91

ALL-PURPOSE YARDS

- 5295 Tory Taylor, 1995-98
- 4813 Joe Markus, 1979-82
- 3535 Mark Didio, 1988-91
- 3500 Vinny Clements, 1968-70
- 3386 Wilbur Gilliard, 1992-95
- 3381 George Boothe, 1986-88
- 3335 Ed Long, 1991-94
- 3326 Carl Bond, 1995-98
- 3219 Alex Davis, 1989-92
- 2954 Nick Giaquinto, 1975-76

RUSHING

Carries

- 524 Ed Long, 1991-94
- 515 Tony Jordan, 1978-80
- 489 Vinny Clements, 1968-70
- 484 Wilbur Gilliard, 1992-95
- 464 Taber Small, 1998-01
- 433 Joe Markus, 1979-82
- 432 Jeff Gallaher, 1985-88
- 429 Billy Parks, 1982-84
- 428 Ken Sweitzer, 1978-81
- 389 Pete Petrillo, 1966-68

Net Yards

- 2624 Wilbur Gilliard, 1992-95
- 2515 Ed Long, 1991-94
- 2327 Vinny Clements, 1968-70
- 1989 Jeff Gallaher, 1985-88
- 1983 Tony Jordan, 1978-80
- 1905 Tory Taylor, 1995-98
- 1798 Billy Parks, 1982-84
- 1741 Joe Markus, 1979-82
- 1732 Kevin Wesley, 1989-90
- 1662 Taber Small, 1998-01

Yards Per Rush

(Min. 1500 yards/300 att.)

- 5.4 Wilbur Gilliard, 1992-95
- 5.2 Kevin Wesley, 1989-90
- 5.0 Tory Taylor, 1995-98



VINNY CLEMENTS

- 4.8 Vinny Clements, 1968-70
- 4.7 George Boothe, 1986-88

Yards Per Game (Min. 1,500 yards)

- 105.8 Vin Clements, 1968-70
- 101.9 Kevin Wesley, 1989-90
- 81.7* Tory Taylor, 1995-98
- 79.2 Eric Torkelson, 1972-73
- 75.0 Wilbur Gilliard, 1992-95

*only counts games at running back

Rushing Touchdowns

- 34 Wilbur Gilliard, 1992-95
- 26 Taber Small, 1999-01
- 25 Walt Trojanowski, 1942, 45-46, 49
- 24 Ed Long, 1991-94
- 23 Vinny Clements, 1968-70
- 22 Arthur Williams, 1925-27
- 21 Jeff Gallaher, 1985-88
- 18 Recolon Jumpp, 1997-99
- 18 George Boothe, 1986-88
- 17 Pete Petrillo, 1966-68

RUSHING — QUARTERBACKS

Rushing Yards

- 1,508 Pete Petrillo, 1966-68
- 1,177 Ken Sweitzer, 1978-81

Rushing Carries

- 428 Ken Sweitzer, 1978-81
- 389 Pete Petrillo, 1966-68

Rushing Touchdowns

- 17 Pete Petrillo, 1966-68
- 15 Ken Sweitzer, 1978-81

PASSING

Attempts

- 1319 Matt DeGennaro, 1987-90
- 1026 Shane Stafford, 1995-98
- 712 Rick Robustelli, 1968-70
- 692 Ken Sweitzer, 1978-81
- 635 Dan Orlovsky, 2001-02**
- 620 Peter Lane, 1985-86
- 561 Cornelius Benton, 1987-91
- 538 Zeke Rodgers, 1992-95
- 535 Bernie Palmer, 1973-76
- 408 Brian Hoffmann, 1997-99


Completions

- 803 Matt DeGennaro, 1987-90
- 563 Shane Stafford, 1995-98
- 349 Dan Orlovsky, 2001-02**
- 345 Ken Sweitzer, 1978-81



WILBUR GILLIARD

MARK DIDIO



5. 339 Peter Lane, 1985-86
6. 332 Cornelius Benton, 1987-91
7. 332 Rick Robustelli, 1968-70
8. 299 Zeke Rodgers, 1992-95
9. 242 Bernie Palmer, 1973-76
10. 230 Brian Hoffmann, 1997-99

Net Yards

1. 9288 Matt DeGennaro, 1987-90
2. 8975 Shane Stafford, 1995-98
3. 4949 Ken Sweitzer, 1978-81
4. 4179 Peter Lane, 1985-86
5. 4160 Rick Robustelli, 1968-70
6. 4035 Cornelius Benton, 1987-91
- 7. 3867 Dan Orlovsky, 2001-02**
8. 3802 Zeke Rodgers, 1992-95
9. 2903 Bernie Palmer, 1973-76
10. 2875 Brian Hoffmann, 1997-99

Touchdown Passes

1. 73 Shane Stafford, 1995-98
- 73 Matt DeGennaro, 1987-90
- 37 Ken Sweitzer, 1978-81
- 31 Rick Robustelli, 1968-70
- 5. 28 Dan Orlovsky, 2001-02**
- 24 Zeke Rodgers, 1992-95
- 24 Cornelius Benton, 1987-91
- 20 Irv Panciera, 1950-52
- 19 Brian Hoffmann, 1997-99
- 19 Peter Lane, 1985-86

Interceptions (Thrown)

1. 49 Matt DeGennaro, 1987-90
- 1 49 Rick Robustelli, 1968-70
- 38 Bernie Palmer, 1974-76
- 37 Ken Sweitzer, 1978-82
5. 30 Peter Lane, 1985-86

6. 29 Shane Stafford, 1995-98
7. 28 Irv Panciera, 1950-52
8. 27 Zeke Rodgers, 1992-95
9. 25 Pete Petrillo, 1966-68
- 25 Jim DiGiorno, 1953-55

Passing Efficiency (Min. 450 att.)

1. 143.4 Shane Stafford, 1995-98
2. 130.9 Matt DeGennaro, 1987-90
3. 126.1 Cornelius Benton, 1987-91
4. 119.9 Zeke Rodgers, 1992-95
5. 116.9 Ken Sweitzer, 1978-81

Yards Per Game (Min. 2500 yards)

1. 226.5 Matt DeGennaro, 1987-90
2. 224.4 Shane Stafford, 1995-98
3. 209.0 Peter Lane, 1985-86
- 4. 175.8 Dan Orlovsky, 2001-02**
5. 168.1 Cornelius Benton, 1987-91

Yards Per Attempt (Min. 450 att.)

1. 8.75 Shane Stafford, 1995-98



SHANE STAFFORD

2. 7.19 Cornelius Benton, 1987-91
3. 7.15 Ken Sweitzer, 1978-81
4. 7.07 Zeke Rodgers, 1992-95
5. 7.04 Matt DeGennaro, 1987-90

RECEIVING

Receptions

1. 239 Mark Didio, 1988-91
2. 200 Alex Davis, 1989-92
3. 186 Glenn Antrum, 1985-88
4. 173 John Fitzsimmons, 1996-00
5. 161 David Dunn, 1985-87
6. 159 Brian Kozlowski, 1989-92
7. 145 Carl Bond, 1995-98
8. 113 Tory Taylor, 1995-98
9. 103 Keith Hugger, 1979-82
10. 101 Scott Sweitzer, 1984-87

Net Yards

1. 3535 Mark Didio, 1988-91
2. 2841 John Fitzsimmons, 1996-00
3. 2770 Carl Bond, 1995-98
4. 2567 Alex Davis, 1989-92
5. 2552 Glenn Antrum, 1985-88
6. 2285 David Dunn, 1985-87
7. 1961 Keith Hugger, 1979-82
8. 1788 Brian Kozlowski, 1989-92
9. 1522 Tory Taylor, 1995-98
10. 1488 Reggie Eccleston, 1976, 79-80
11. 1485 Brian McGillicuddy, 1982-84
12. 1467 Dak Newton, 1995-96
13. 1316 Monte Nowden, 1992-95
14. 1313 Ken Miller, 1978-81
15. 1243 Scott Sweitzer, 1984-87

Yards Per Catch (Min. 1300 yards)


1. 21.6 Dak Newton, 1995-96
2. 19.1 Carl Bond, 1995-98
3. 19.0 Keith Hugger, 1979-82
4. 17.7 Reggie Eccleston, 1976, 79-80
5. 16.4 John Fitzsimmons, 1996-00

Yards Per Game (Min. 1300 yards)

1. 80.3 Mark Didio, 1988-91
2. 73.7 David Dunn, 1985-87
3. 69.9 Dak Newton, 1995-96
4. 63.1 John Fitzsimmons, 1996-00
5. 61.6 Carl Bond, 1995-98

Touchdown Receptions

1. 24 Alex Davis, 1989-92




CARL BOND

2. 23 John Fitzsimmons, 1996-00
3. 22 Carl Bond, 1995-98
4. 21 Mark Didio, 1988-91
5. 16 David Dunn, 1985-87
6. 15 Ken Miller, 1978-81
7. 14 Glenn Antrum, 1985-88
8. 13 Tory Taylor, 1995-98
- 13 Dak Newton, 1995-96
- 13 Reggie Eccleston, 1976, 79-80

Consecutive Games w/ a Reception

1. 36 John Fitzsimmons, 1996-00
2. 35 Alex Davis, 1989-92
3. 33 Carl Bond, 1996-98
4. 33 Mark Didio, 1989-91



JOE MARKUS

INDIVIDUAL CAREER RECORDS



PREVIEW

COACHES

SEASON IN REVIEW

OPPONENTS

HISTORY

PLAYER REGISTRY

RECORDS

UNIVERSITY

MEDIA



WALT TROJANOWSKI

- 5. 31 David Dunn, 1985-87
- 6. 29 Brian Kozlowski, 1990-92

RECEIVING — TIGHT ENDS

Receptions

- 1. 159 Brian Kozlowski, 1989-92
- 2. 101 Scott Sweitzer, 1984-87
- 3. 94 Mike Walsh, 1983-85
- 4. 93 Ken Miller, 1978-81
- 5. 84 Allan MacLellan, 1973-75

Net Yards

- 1. 1788 Brian Kozlowski, 1989-92
- 2. 1313 Ken Miller, 1978-81
- 3. 1243 Scott Sweitzer, 1984-87
- 4. 1128 Allan MacLellan, 1973-75
- 5. 1019 Mike Walsh, 1983-85

Touchdown Receptions

- 1. 15 Ken Miller, 1978-81
- 2. 10 Allan MacLellan, 1973-75
- 10 Tommy Collins, 1999-02
- 4. 6 Mike Walsh, 1983-85
- 6 Brian Kozlowski, 1989-92

PUNTING

Number

- 1. 234 Rusty Umberger, 1977-80
- 2. 217 Jim Carriere, 1985-88
- 3. 213 Adam Coles, 2000-2002**
- 4. 209 Mike Morelli, 1996-99
- 5. 196 Bernie Palmer, 1973-76
- 6. 173 Leo Pinsky, 1944, 46-49
- 7. 166 Neil Gauvin, 1981-83
- 8. 142 Ralph Tiner, 1967-69
- 9. 136 David DeArmas, 1993-95
- 10. 120 Irv Panciera, 1950-52

Net Yards

- 1. 8469 Adam Coles, 2000-2002**
- 2. 8405 Rusty Umberger, 1977-80
- 3. 8340 Mike Morelli, 1996-99
- 4. 8224 Jim Carriere, 1985-88
- 5. 6851 Bernie Palmer, 1974-76
- 6. 6194 Neil Gauvin, 1981-83
- 7. 6098 Leo Pinsky, 1944, 46-49
- 8. 5330 Ralph Tiner, 1967-68
- 9. 5283 David DeArmas, 1993-95
- 10. 4138 Irv Panciera, 1950-52

Average: (80+ punts)

- 1. 39.9 Mike Morelli, 1996-99
- 2. 39.8 Adam Coles, 2000-2002**
- 3. 38.8 David DeArmas, 1993-95
- 4. 37.9 Jim Carriere, 1985-88
- 5. 37.7 Jack Redmond, 1964-65
- 6. 37.5 Ralph Tiner, 1967-68
- 7. 37.3 Neil Gauvin, 1981-83
- 8. 36.8 Jon Cohen, 1992-96
- 9. 36.5 Sean Fay, 1989-90
- 10. 35.9 Rusty Umberger, 1977-80

PUNT RETURNS

Number

- 1. 99 Joe Markus, 1979-82
- 2. 92 David Dunn, 1985-87
- 3. 85 Mark Chapman, 1989-92
- 4. 63 Brian Herosian, 1970-72
- 63 Cliff Hill, 1999-2002
- 6. 45 Dak Newton 1995-96
- 7. 44 Greg Yodis, 1996-98
- 8. 43 Matt Latham, 1982-84
- 9. 37 Dave Korponai, 1961-63
- 10. 35 Billy DiYeso, 1966-68

Net Yards

- 1. 1013 Joe Markus, 1979-82
- 2. 648 Mark Chapman, 1989-92
- 3. 628 David Dunn, 1985-87
- 4. 526 Brian Herosian, 1970-72
- 5. 427 Greg Yodis, 1996-98
- 6. 396 Matt Latham, 1982-84
- 7. 375 Dak Newton, 1995-96
- 8. 363 Cliff Hill, 1999-2002
- 9. 294 John Krot, 1966-68
- 10. 293 Don Ross, 1946, 48-49

Touchdowns

- 1. 3 Jordan Younger, 1996-99
- 3 Matt Latham, 1982-84
- 3. 2 Carl Bond, 1995-98
- 2 Joe Markus, 1979-82
- 2 Pete Rostovsky, 1980-82
- 6. 1 18 Players Tied

Yards Per Return (Min. 40 returns)

- 1. 10.2 Joe Markus, 1979-82
- 2. 9.7 Greg Yodis, 1996-98
- 3. 9.2 Matt Latham, 1982-84
- 4. 8.3 Dak Newton 1995-96
- 8.3 Brian Herosian, 1970-72

KICKOFF RETURNS

Number

- 1. 89 Tory Taylor, 1995-98
- 2. 57 Joe Markus, 1979-82
- 3. 55 George Boothe, 1986-88
- 4. 52 Jordan Younger, 1996-99
- 5. 48 Mark Chapman, 1989-92
- 6. 47 Nick Giaquinto, 1975-76
- 7. 44 Jason Dellaselva, 2000-02
- 8. 41 Gary DuBose, 1982-84

- 9. 37 Billy DiYeso, 1966-68
- 37 Dave Korponai, 1961-63

Net Yards

- 1. 1868 Tory Taylor, 1995-98
- 2. 1438 George Boothe, 1986-88
- 3. 1186 Joe Markus, 1979-82
- 4. 1104 Jordan Younger, 1996-99
- 5. 1005 Mark Chapman, 1989-92
- 6. 1004 Nick Giaquinto, 1975-76
- 7. 944 Jason Dellaselva, 2000-02
- 8. 886 Gary DuBose, 1982-84
- 9. 747 Wilbur Gilliard, 1992-95
- 10. 732 Carl Bradford, 1998-00

Touchdowns

- 1. 1 Jordan Younger, 1996-99
- 1 Tory Taylor, 1995-98
- 1 George Boothe, 1986-88
- 1 Gary DuBose, 1982-84
- 1 Ted Walton, 1976-79
- 1 Herb DeGraffe, 1975-77
- 1 Rich Hedgepeth, 1974-76
- 1 Nick Giaquinto, 1975-76
- 1 Richard Mason, 1973-76
- 1 Mike Zito, 1968-69

Yards Per Return (Min. 40 returns)

- 1. 26.1 George Boothe, 1986-88
- 2. 21.6 Gary DuBose, 1982-84
- 3. 21.5 Jason Dellaselva, 2000-02
- 4. 21.4 Nick Giaquinto, 1975-76
- 5. 21.2 Jordan Younger, 1996-99



DAVID DeARMAS

SCORING

Overall Touchdowns


- 35 Wilbur Gilliard, 1992-95
- 28 Taber Small, 1998-01
- 27 Vinny Clements, 1968-70
- 26 Tory Taylor, 1995-98
- 25 Carl Bond, 1995-98
- 25 Walt Trojanowski, 1942, 45-46, 49
- 25 Arthur Williams, 1925-27
- 24 Alex Davis, 1989-92
- 23 John Fitzsimmons, 1996-00
- 22 Jeff Gallaher, 1985-88
- 21 Mark Didio, 1988-91
- 21 Joe Bettencourt, 1950-52
- 20 George Boothe, 1986-88
- 20 Joe Markus, 1979-82
- 18 Recolon Jumps, 1997-99

PAT (Kick)

- 99/111 Nick Sosik, 1990-93
- 88/96 Rob Moons, 1987-90
- 82/86 Marc Hickok, 1999-2002
- 62/65 Domingos Carlos, 1981-83
- 57/62 Mark Carter, 1985-87
- 55/60 Jim McManus, 1998
- 55/63 David DeArmas, 1993-95
- 55/59 Bob Segar, 1978-80
- 55/63 Greg Sinay, 1973-76
- 52/na Pete Barry, 1944, 46-48

Field Goals

- 36/52 Domingos Carlos, 1981-83
- 31/52 Nick Sosik, 1990-92
- 30/42 David DeArmas, 1993-95
- 27/38 Marc Hickok, 1999-2002



DARRELL WILSON

- 25/47 Mark Carter, 1985-87
- 25/44 Bob Segar, 1978-80
- 25/62 Greg Sinay, 1973-76

Total Points

- 210 Wilbur Gilliard, 1992-95
- 192 Nick Sosik, 1990-92
- 170 Domingos Carlos, 1981-83
- 168 Taber Small, 1998-2001
- 167 Vinny Clements, 1968-70
- 156 Tory Taylor, 1995-98
- 151 Marc Hickok, 1999-2002
- 150 Carl Bond, 1995-98
- 150 Walt Trojanowski, 1945-46, 49
- 150 Arthur Williams, 1925-27
- 145 David DeArmas, 1993-95
- 142 Joe Bettencourt, 1950-52
- 140 Ed Long, 1991-94
- 138 John Fitzsimmons, 1996-00
- 133 Rob Moons, 1987-90

DEFENSE

Tackles (since 1978)

- 495 John Dorsey, 1980-83
- 428 Troy Ashley, 1986-89
- 394 Mike Jansen, 1985-87
- 393 Vernon Hargreaves, 1981-83
- 344 Paul Duckworth, 1990-93
- 341 Dennis O'Connell, 1976-78
- 320 Jamal Lundy, 1999-2002
- 314 Jim Reppi, 1990-93
- 312 Paul Zenkert, 1991-94
- 311 Brad Keatley, 1994-97


Sacks (since 1979)

- 27 Mark Michaels, 1982-85
- 21.5 Rob Belcuore, 1989-92
- 19 Steve Beal, 1976-79
- 17 Paul Duckworth, 1990-93
- 16 Mike Rembish, 1987-90
- 15 Chad Cook, 1996-99
- 15 Bruce Bourgoin, 1990-93
- 14 Aaron Sanders, 1987-89
- 13 Pat Russo, 1994-97
- 12 Ryan Coutant, 1993-96
- 12 Brad Carignan, 1985-89
- 12 Andy Scott, 1986, 88

Tackles for Loss (since 1979)

- 31 (-69 yds) Razul Wallace, 1999-2002
- 31 (-96 yds) Jamar Wilkins, 1997-2000

JOHN DORSEY



- 26 (-49 yds) John Dorsey, 1980-83
- 25 (-88 yds) Chad Cook, 1996-99
- 24.5 (-124 yds) Uyi Osunde, 1999-2002**
- 23.5 (-52 yds) Jamal Lundy, 1999-2002
- 23 (-66 yds) Ronel Jumps, 1997-00
- 21 (-54 yds) Maurice Lloyd, 2001-02**
- 21 (-50 yds) Mark Michaels, 1982-85
- 21 (-45 yds) Rob Belcuore, 1989-92
- 17 Lenny King, 1955-57
- 14 Mark Chapman, 1989-92
- 14 Ted Walton, 1976-79
- 11 Bob Warren, 1969-71
- 10 Dwayne Miller, 1984, 86-88
- 10 Roy Hopkins, 1998-2002
- 10 Scott Daniels, 1984-87
- 9 Mike Holland, 1992, 94-95
- 9 Rusty Neal, 1987-90
- 9 Kevin Johnson, 1984-88
- 9 Troy Ashley, 1986-89
- 9 Dave Korponai, 1961-63
- 9 Mike Jansen, 1984-87

Interceptions

- 18 Matt Latham, 1982-84
- 17 Darrell Wilson, 1976, 78-80

MATT LATHAM



Yards (Returned)

- 243 Darrell Wilson, 1976, 78-80
- 218 Dave Korponai, 1961-63
- 210 Ted Walton, 1977-79
- 199 Rich Fenton, 1973-75
- 180 Rusty Neal, 1987-90
- 177 Chris Meyer, 2000-02**
- 153 Laban Marsh, 1997-99
- 152 Matt Latham, 1982-84
- 140 Bob Warren, 1969-71
- 136 Don Ross, 1946, 48-49

Interception Return Touchdowns

- 1 24 Players Tied

Fumble Return Touchdowns

- 3 Jeff DeLucia, 1996-99
- 1 10 Players Tied

• Bold face indicates returning players

INDIVIDUAL SINGLE-SEASON RECORDS



PREVIEW

COACHES

SEASON IN REVIEW

OPPONENTS

HISTORY

PLAYER REGISTRY

RECORDS

UNIVERSITY

MEDIA



CORNELIUS BENTON

TOTAL OFFENSE

Net Yards

1.	2758	Cornelius Benton, 1991
2.	2729	Shane Stafford, 1997
3.	2681	Matt DeGennaro, 1988
4.	2571	Ken Sweitzer, 1981
5.	2433	Ken Sweitzer, 1980
6.	2418	Matt DeGennaro, 1989
7.	2402	Dan Orlovsky, 2002
8.	2311	Shane Stafford, 1996
9.	2283	Shane Stafford, 1998
10.	2232	Matt DeGennaro, 1987
11.	2121	Peter Lane, 1986
12.	1992	Ryan Tracey, 2000
13.	1954	Peter Lane, 1985
14.	1938	Matt DeGennaro, 1990
15.	1918	Brian Hoffmann, 1999

Plays

1.	468	Matt DeGennaro, 1988
2.	442	Cornelius Benton, 1991
3.	433	Ken Sweitzer, 1981
4.	426	Matt DeGennaro, 1989
5.	417	Matt DeGennaro, 1987
6.	416	Dan Orlovsky, 2002
7.	410	Peter Lane, 1986
8.	393	Peter Lane, 1985
9.	389	Ken Sweitzer, 1980
10.	361	Bernie Palmer, 1976

ALL-PURPOSE YARDS

1.	1896	Joe Markus, 1981
2.	1821	Vinny Clements, 1969
3.	1766	George Boothe, 1988

4.	1653	Nick Giaquinto, 1976
5.	1635	Tory Taylor, 1998
6.	1572	Tory Taylor, 1995
7.	1502	Wilbur Gilliard, 1993
8.	1452	Terry Caulley, 2002
9.	1373	Eric Torkelson, 1973
10.	1354	Mark Didio, 1991

RUSHING

Carries

1.	276	Eric Torkelson, 1973
2.	249	Billy Parks, 1983
3.	242	Vinny Clements, 1969
4.	220	Terry Caulley, 2002
5.	215	Wilbur Gilliard, 1993
6.	213	George Boothe, 1988
7.	209	Tony Jordan, 1979
8.	208	Tory Taylor, 1995
9.	199	Taber Small, 1999
	199	Kevin Wesley, 1989

Net Yards

1.	1262	Tory Taylor, 1995
2.	1247	Terry Caulley, 2002
3.	1233	Eric Torkelson, 1973
4.	1162	Kevin Wesley, 1989
5.	1099	Wilbur Gilliard, 1993
6.	1095	Billy Parks, 1983
7.	1060	Vinny Clements, 1969
8.	1002	George Boothe, 1988
9.	962	Vinny Clements, 1968
10.	911	Nick Giaquinto, 1976

Yards Per Game (Min. 1,000 yards)

1.	124.7	Terry Caulley, 2002
2.	117.8	Vin Clements, 1969
3.	116.2	Kevin Wesley, 1989
4.	114.7	Tory Taylor, 1995
5.	112.1	Eric Torkelson, 1973

Touchdowns

1.	22	Walt Trojanowski, 1945
2.	17	Wilbur Gilliard, 1993
3.	15	Terry Caulley, 2002
4.	14	Taber Small, 1999
	14	Arthur Williams, 1926
6.	12	Lenny King, 1956
7.	11	George Boothe, 1988
8.	10	Barry Chandler, 1998
	10	Wilbur Gilliard, 1992
	10	Kevin Wesley, 1989

Consecutive Games w/Rushing TD

1.	8	Taber Small, 1999
2.	6	Terry Caulley, 2002-active
	6	Jeff Gallaher, 1987-88
4.	5	Ed Nook, 1995

Consecutive Games w/100 yards

1.	5	Vin Clements, 1968
2.	4	Terry Caulley, 2002-active
	4	Wilbur Gilliard, 1995
	4	Kevin Wesley, 1989

RUSHING — QUARTERBACKS

Carries

1.	160	Pete Petrillo, 1967
2.	154	Irv Panciera, 1951
3.	151	Ken Sweitzer, 1981
4.	137	Ken Sweitzer, 1980
5.	136	Pete Petrillo, 1968

Net Yards

1.	676	Pete Petrillo, 1967
2.	620	Pete Petrillo, 1968
3.	420	Irv Panciera, 1951
4.	419	Ken Sweitzer, 1980
5.	381	Ken Sweitzer, 1981

Touchdowns

1.	8	Pete Petrillo, 1968
	8	Pete Petrillo, 1967
3.	5	Ken Sweitzer, 1981
	5	Ken Sweitzer, 1978
5.	4	Dan Orlovsky, 2002
	4	Ken Sweitzer, 1980

PASSING

Attempts

1.	387	Matt DeGennaro, 1988
2.	376	Cornelius Benton, 1991
3.	366	Dan Orlovsky, 2002
4.	356	Matt DeGennaro, 1989
5.	328	Peter Lane, 1986
6.	319	Matt DeGennaro, 1987
7.	318	Rick Robustelli, 1970
8.	296	Shane Stafford, 1997
9.	292	Ryan Tracey, 2000
	292	Peter Lane, 1985



ERIC TORKELSON



INDIVIDUAL SINGLE-SEASON RECORDS

Completions


- 1. 238 Matt DeGennaro, 1988
- 2. 221 Dan Orlovsky, 2002**
- 3. 217 Cornelius Benton, 1991
- 4. 212 Matt DeGennaro, 1989
- 5. 193 Matt DeGennaro, 1987
- 6. 187 Peter Lane, 1986
- 7. 164 Shane Stafford, 1997
- 8. 160 Matt DeGennaro, 1990
- 9. 159 Ryan Tracey, 2000
- 10. 156 Shane Stafford, 1998

Net Yards

- 1. 2814 Shane Stafford, 1997
- 2. 2701 Cornelius Benton, 1991
- 3. 2633 Matt DeGennaro, 1988
- 4. 2488 Dan Orlovsky, 2002**
- 5. 2472 Matt DeGennaro, 1989
- 6. 2339 Shane Stafford, 1998
- 7. 2330 Shane Stafford, 1996
- 8. 2206 Matt DeGennaro, 1987
- 2206 Peter Lane, 1986
- 10. 2190 Ken Sweitzer, 1981
- 11. 2030 Rick Robustelli, 1970
- 12. 2014 Ken Sweitzer, 1980
- 13. 1984 Ryan Tracey, 2000
- 14. 1977 Matt DeGennaro, 1990
- 15. 1973 Peter Lane, 1985

Touchdowns

- 1. 23 Shane Stafford, 1997
- 2. 22 Shane Stafford, 1998
- 3. 21 Matt DeGennaro, 1990
- 4. 19 Dan Orlovsky, 2002**
- 5. 18 Cornelius Benton, 1991
- 18 Matt DeGennaro, 1987
- 7. 17 Shane Stafford, 1996
- 17 Matt DeGennaro, 1989
- 17 Matt DeGennaro, 1988
- 10. 16 Ken Sweitzer, 1980
- 16 Rick Robustelli, 1970



JIM CARRIERE



DAVID DUNN

Consecutive Games w/a TD Pass

- 1. 21 Shane Stafford, 1996-98
- 2. 13 Matt DeGennaro, 1987-88
- 3. 12 Dan Orlovsky, 2002-active**
- 12 Matt DeGennaro, 1989-90

Most Interceptions

- 1. 20 Rick Robustelli, 1970
- 20 Rick Robustelli, 1969
- 3. 19 Rob Trivella, 1982
- 4. 18 Peter Lane, 1985
- 18 Ken Sweitzer, 1981

Least Interceptions (Min. 150 att.)

- 1. 5 Ryan Tracey, 2000
- 5 Shane Stafford, 1998
- 3. 6 Shane Stafford, 1996
- 4. 8 Shane Stafford, 1995
- 8 Matt DeGennaro, 1990
- 8 Larry Corn, 1983

Passing Efficiency (Min. 150 att.)

- 1. 154.2 Shane Stafford, 1997
- 2. 149.3 Shane Stafford, 1998
- 3. 147.9 Matt DeGennaro, 1990
- 4. 142.2 Shane Stafford, 1996

Yards Per Game

- 1. 270.1 Cornelius Benton, 1991
- 2. 259.9 Shane Stafford, 1998
- 3. 255.8 Shane Stafford, 1997
- 4. 248.0 Ryan Tracey, 2000
- 5. 247.1 Matt DeGennaro, 1990

Yards Per Attempt (Min. 150 att.)

- 1. 9.51 Shane Stafford, 1997
- 2. 8.63 Shane Stafford, 1996
- 3. 8.41 Shane Stafford, 1998
- 4. 8.19 Shane Stafford, 1995
- 5. 7.99 Ken Sweitzer, 1980

PASS RECEIVING

Receptions

- 1. 88 Mark Didio, 1991
- 2. 78 Mark Didio, 1990
- 3. 77 Glenn Antrum, 1988
- 4. 72 Alex Davis, 1991
- 5. 66 David Dunn, 1987
- 6. 62 Alex Davis, 1990
- 62 Mark Didio, 1989
- 8. 61 Carl Bond, 1998
- 9. 59 John Fitzsimmons, 1999
- 10. 57 Alex Davis, 1992
- 57 David Dunn, 1986
- 57 Keith Hugger, 1981
- 13. 53 John Fitzsimmons, 1998
- 14. 52 Monte Nowden, 1993
- 15. 51 Carl Bond, 1997
- 51 Brian Kozlowski, 1990
- 51 Mike Nolan, 1989

Yards

- 1. 1354 Mark Didio, 1991
- 2. 1178 Carl Bond, 1997
- 3. 1153 Mark Didio, 1990
- 4. 1145 Keith Hugger, 1981
- 5. 1130 Glenn Antrum, 1988
- 6. 1081 Reggie Eccleston, 1980
- 7. 1040 John Fitzsimmons, 1998
- 8. 1004 Carl Bond, 1998
- 9. 993 Dak Newton, 1996
- 10. 909 Alex Davis, 1991
- 11. 867 Mark Didio, 1989
- 12. 854 David Dunn, 1986
- 13. 814 Alex Davis, 1990
- 14. 790 David Dunn, 1987
- 15. 789 Tory Taylor, 1997

Yards Per Game (Min. 750 yards)

- 1. 123.1 Mark Didio, 1991
- 2. 108.1 Reggie Eccleston, 1980
- 3. 107.1 Carl Bond, 1997
- 4. 104.8 Mark Didio, 1990
- 5. 104.1 Keith Hugger, 1981

Yards Per Catch (Min. 750 yards)

- 1. 23.1 Carl Bond, 1997
- 2. 22.6 Dak Newton, 1996
- 3. 21.6 Reggie Eccleston, 1980
- 4. 20.1 Keith Hugger, 1981
- 5. 19.6 John Fitzsimmons, 1998

Touchdowns

- 1. 11 Carl Bond, 1998
- 2. 10 Mark Didio, 1990
- 3. 9 John Fitzsimmons, 2000
- 9 Tory Taylor, 1997
- 9 Alex Davis, 1990
- 9 Reggie Eccleston, 1980
- 7. 8 Dak Newton, 1996
- 8 Alex Davis, 1992
- 8 Mark Didio, 1991
- 8 David Dunn, 1987
- 8 Allan MacLellan, 1973

INDIVIDUAL SINGLE-SEASON RECORDS



PREVIEW

COACHES

SEASON IN REVIEW

OPPONENTS

HISTORY

PLAYER REGISTRY

RECORDS

UNIVERSITY

MEDIA

8	Keith Kraham, 1970
13. 7	John Fitzsimmons, 1998
7	Alex Davis, 1991
7	Glenn Antrum, 1988
7	Keith Hugger, 1981

PASS RECEIVING — TIGHT ENDS

Receptions

1. 51	Brian Kozlowski, 1990
2. 47	Brian Kozlowski, 1991
47	Mike Walsh, 1985
4. 43	Brian Kozlowski, 1992
5. 39	Tommy Collins, 2002
6. 38	Ken Miller, 1981
7. 37	Scott Sweitzer, 1987
8. 32	Allan MacLellan, 1974
9. 31	Scott Sweitzer, 1986
31	Allan MacLellan, 1973
31	Ken Miller, 1980

Yards

1. 592	Ken Miller, 1981
2. 563	Brian Kozlowski, 1991
3. 526	Brian Kozlowski, 1992
4. 520	Allan MacLellan, 1973
5. 516	Brian Kozlowski, 1990

Touchdowns

1. 8	Allan MacLellan, 1973
2. 6	Tommy Collins, 2002
6	Ken Miller, 1981
4. 4	Mike Walsh, 1983
4	Ken Miller, 1980
4	Ken Miller, 1979

PUNTING

Number

1. 82	Neil Gauvin, 1983
2. 81	Adam Coles, 2001
3. 78	Rusty Umberger, 1979



JIM McMANUS

KHALID RILEY



4. 76

5. 72	Rusty Umberger, 1977
6. 70	Bernie Palmer, 1975
70	Neil Gauvin, 1982
8. 67	Jon Cohen, 1992
9. 66	Mike Morelli, 1999
10. 64	Jim Carriere, 1985

Adam Coles, 2002

Yards

1. 3172	Adam Coles, 2001
2. 3115	Neil Gauvin, 1983
3. 3030	Adam Coles, 2002
4. 2709	Mike Morelli, 1999
5. 2628	Rusty Umberger, 1977
6. 2599	Rusty Umberger, 1979
7. 2570	Neil Gauvin, 1982
8. 2471	Bernie Palmer, 1975
9. 2444	Bob Mugford, 1966
10. 2436	Jon Cohen, 1992

Adam Coles, 2001

Adam Coles, 2002

Adam Coles, 2001

Adam Coles, 2002

Adam Coles, 2001

Adam Coles, 2002

Adam Coles, 2001

Adam Coles, 2001

Adam Coles, 2001

Adam Coles, 2001

Average

1. 41.0	Jim Carriere, 1988
41.0	Mike Morelli, 1999
3. 40.8	Mike Morelli, 1998
4. 40.5	Adam Coles, 2000
40.5	David DeArmas, 1994
6. 40.0	Rusty Umberger, 1980
7. 39.9	Adam Coles, 2002
8. 39.6	Sean Fay, 1989
9. 39.2	Adam Coles, 2001
39.2	David DeArmas, 1995

PUNT RETURNS

Number

1. 41	David Dunn, 1985
2. 34	Joe Markus, 1981
3. 33	Mike Adams, 1988
4. 31	Mark Chapman, 1992
5. 30	Mark Chapman, 1990
30	Joe Markus, 1982
7. 28	Cliff Hill, 2001
28	Mike Nolan, 1988
28	David Dunn, 1986
28	Brian Herosian, 1971

Yards

1. 342	David Dunn, 1985
2. 315	Joe Markus, 1982
3. 314	Mark Chapman, 1992
4. 302	Joe Markus, 1981
5. 254	Brian Herosian, 1970
6. 239	Matt Latham, 1983
7. 238	Jordan Younger, 1999
8. 219	Joe Markus, 1979
9. 218	Dak Newton, 1995
10. 217	Greg Yodis, 1997

Yards Per Return (Min. 200 yds./15 ret.)

1. 15.9	Jordan Younger, 1999
2. 12.9	Joe Markus, 1979
3. 12.1	Brian Herosian, 1970
4. 10.9	Greg Yodis, 1997
5. 10.5	Joe Markus, 1982

Touchdowns

1. 2	Jordan Younger, 1999
2	Carl Bond, 1996
2	Matt Latham, 1983
4. 1	25 Players Tied

KICKOFF RETURNS

Number

1. 41	Tory Taylor, 1998
2. 38	Jordan Younger, 1999
3. 34	Carl Bradford, 2000
4. 30	Joe Markus, 1981
5. 26	Eric Torkelson, 1972
6. 25	Nick Giaquinto, 1975
7. 24	Mark Chapman, 1991
24	Mark Chapman, 1990
9. 23	Jason Dellaselva, 2002
23	Rusty Neal, 1989

Yards

1. 849	Tory Taylor, 1998
2. 704	Carl Bradford, 2000
704	Jordan Younger, 1999
4. 637	Joe Markus, 1981
5. 599	George Boothe, 1987

INDIVIDUAL SINGLE-SEASON RECORDS

6.	553	Nick Giaquinto, 1975
7.	527	Eric Torkelson, 1972
8.	516	Mike Zito, 1968
9.	513	Mark Chapman, 1991
10.	493	Gary DuBose, 1983

Yards Per Return (min. 300 yds./15 ret.)

1.	28.5	George Boothe, 1987
2.	26.3	Vin Clements, 1969
3.	25.9	Ted Walton, 1978
4.	25.8	Mike Zito, 1968
5.	25.4	Wilbur Gilliard, 1992

Touchdowns

1.	1	Jordan Younger, 1998
	1	Tory Taylor, 1998
	1	George Boothe, 1986
	1	Gary DuBose, 1983
	1	Ted Walton, 1978
	1	Herb DeGraffe, 1977
	1	Rich Hedgepeth, 1976
	1	Nick Giaquinto, 1975
	1	Richard Mason, 1975
	1	Mike Zito, 1968

SCORING

Touchdowns

1.	22	Walt Trojanowski, 1945
2.	17	Wilbur Gilliard, 1993
3.	16	Terry Caulley, 2002
4.	15	Taber Small, 1999
	15	Arthur Williams, 1926
6.	13	Vinny Clements, 1969
	13	Lenny King, 1956
8.	12	Carl Bond, 1998
	12	George Boothe, 1988
	12	Joe Bettencourt, 1952

PAT (Kick)

1.	55/60	Jim McManus, 1998
2.	47/48	Marc Hickok, 2002
3.	45/50	Robb Myers, 1997
4.	36/39	Nick Sosik, 1990
5.	35/37	Rob Moons, 1988
6.	34/37	Rob Moons, 1989
7.	31/32	Domingos Carlos, 1981
8.	28/29	Bob Segar, 1980
9.	26/30	Nick Sosik, 1992
10.	24/28	David DeArmas, 1995
	24/25	Mark Carter, 1986

Consecutive PATs Made

1.	47	Marc Hickok, 2002
2.	29	Rob Moons, 1988
3.	27	Jim McManus, 1998

Field Goals

1.	17/24	David DeArmas, 1995
2.	15/23	Mark Carter, 1986
3.	12/17	Marc Hickok, 2002
	12/17	Marc Hickok, 2001
5.	14/18	Domingos Carlos, 1981
6.	11/14	Robb Myers, 1997

	11/18	Domingos Carlos, 1983
	11/16	Domingos Carlos, 1982
	11/20	Bob Segar, 1979
10.	10/14	David DeArmas, 1994
	10/15	Nick Sosik, 1992
	10/16	Geoff Heyl, 2000

Consecutive Field Goals Made

1.	9	David DeArmas, 1994
2.	7	Mark Carter, 1986

Points

1.	132	Walt Trojanowski, 1945
2.	102	Wilbur Gilliard, 1993
3.	90	Taber Small, 1999
	90	Arthur Williams, 1926
5.	88	Joe Bettencourt, 1952
6.	83	Marc Hickok, 2002
	83	Vinny Clements, 1969
8.	82	Jim McManus, 1998
9.	78	Robb Myers, 1997
	78	Lenny King, 1956

DEFENSE

Tackles (since 1974)

1.	184	John Dorsey, 1983
2.	154	John Dorsey, 1982
	154	Don Thompson, 1974
4.	149	Vernon Hargreaves, 1982
5.	144	John Dorsey, 1981
6.	140	Troy Ashley, 1989
7.	139	Mike Jansen, 1986
8.	138	Paul Zenkert, 1994
	138	Paul Duckworth, 1993
	138	Mike Jansen, 1987
	138	Vernon Hargreaves, 1983

Sacks (since 1973)

1.	13	Mark Michaels, 1984
	13	Steve Beal, 1978
3.	11	Bruce Bourgojn, 1993
4.	10	Paul Mariano, 1975
	10	Mike Rembish, 1990
6.	9.5	Uyi Osunde, 2002
	9.5	Rob Belcuore, 1992
8.	9	Pat Russo, 1997
9.	9	Paul Duckworth, 1991
10.	8	Ryan Coutant, 1996
	8	John Konecny, 1978
	8	Mark Flood, 1977
	8	Gary Calvino, 1973
	8	Gene Newman, 1973

Tackles for Loss (since 1980)

1.	19 (-40 yards)	Razul Wallace, 2000
2.	18 (-44)	Maurice Lloyd, 2002
	18 (-55)	Khalid Riley, 1998
4.	16 (-58)	Jamar Wilkins, 2000
5.	15.5 (-88)	Uyi Osunde, 2002
6.	12 (-47)	Percy Price, 1998
7.	11 (-33)	Chad Cook, 1999
8.	10.5 (-49)	Alfred Fincher, 2002

9.	10 (-28)	Gooch Adams, 1997
	10 (-20)	John Dorsey, 1983
	10 (-13)	Jamal Lundy, 2000

Interceptions

1.	10	Lenny King, 1955
2.	8	Mark Chapman, 1992
	8	Matt Latham, 1983
	8	Darrell Wilson, 1980
5.	7	Rich Fenton, 1974
6.	6	Roy Hopkins, 2002
	6	Mark Chapman, 1991
	6	Matt Latham, 1982
	6	Ted Walton, 1976
	6	Lenny King, 1956

Yards (Returned)

1.	184	Dave Korponai, 1962
2.	163	Rich Fenton, 1973
	163	Lenny King, 1956
4.	118	Chris Meyer, 2002
		Ted Walton, 1978
5.	108	Ted Walton, 1978
6.	96	Matt Latham, 1983
7.	95	Don Thompson, 1973
	95	Don Ross, 1949
	95	Bob Strickland, 1945
10.	94	Maurice Lloyd, 2002


Interception Return Touchdowns

1.	1	24 Players Tied
----	---	-----------------

Fumble Return Touchdowns

1.	1	13 Players Tied
----	---	-----------------

BOLD indicates returning player



NICK GIAQUINTO

INDIVIDUAL SINGLE-GAME RECORDS



PREVIEW

COACHES

SEASON IN REVIEW

OPPONENTS

HISTORY


PLAYER REGISTRY

RECORDS

UNIVERSITY

MEDIA

200



BRIAN HOFFMAN

TOTAL OFFENSE

Net Yards

1. 434 Brian Hoffmann vs. Massachusetts, 1998
2. 433 Cornelius Benton vs. New Hampshire, 1991
3. 432 Cornelius Benton vs. Yale, 1991
4. 362 Zeke Rodgers vs. Boston Univ., 1992
5. 359 Cornelius Benton vs. Yale, 1990
- 359 Matt DeGennaro vs. Northeastern, 1988
- 7. 356 Dan Orlovsky vs. Cincinnati, 2002**
- 356 Peter Lane vs. Rhode Island, 1985
9. 355 Ryan Tracey vs. Eastern Michigan, 2000
- 351 Ken Sweitzer vs. New Hampshire, 1981
11. 340 Shane Stafford vs. William & Mary, 1998
12. 335 Matt DeGennaro vs. Southern Methodist, 1989
13. 332 Ryan Tracey vs. Northeastern, 2000
14. 329 Ken Sweitzer vs. Rhode Island, 1981
15. 327 Ryan Tracey vs. Colgate, 2000
16. 326 Matt DeGennaro vs. Rhode Island, 1988
17. 325 Tom DeSarno vs. Boston University, 1991
18. 324 Shane Stafford vs. Georgia Southern, 1998
19. 323 Cornelius Benton vs. Lehigh, 1991
20. 317 Matt DeGennaro vs. New Hampshire, 1988

Plays

1. 68 Ken Sweitzer vs. New Hampshire, 1981
2. 65 Peter Lane vs. New Hampshire, 1985
3. 62 Ryan Tracey vs. Louisville, 2000
- 62 Matt DeGennaro vs. Delaware, 1990
- 62 Matt DeGennaro vs. Boston Univ., 1988
6. 59 Matt DeGennaro vs. Rhode Island, 1988
- 7. 58 Dan Orlovsky vs. Utah State, 2001**
- 58 Brian Hoffmann vs. James Madison, 1999
9. 57 Matt DeGennaro vs. Northeastern, 1988
- 57 Rick Robustelli vs. Holy Cross, 1970
- 11. 56 Dan Orlovsky vs. Cincinnati, 2002**
- 56 Brian Hoffmann vs. Massachusetts, 1998
13. 55 Ryan Tracey vs. Eastern Michigan, 2000
- 55 Zeke Rodgers vs. Boston Univ., 1992
- 55 Larry Corn vs. Colgate, 1983

ALL-PURPOSE YARDS

- 318 Gary DuBose vs. Massachusetts, 1984

RUSHING

Carries

1. 44 Russ Clarke vs. Vermont, 1974
2. 37 Kevin Wesley vs. Boston University, 1989
3. 36 Gary DuBose vs. Massachusetts, 1984
- 36 Tony Jordan vs. New Hampshire, 1979
- 36 Nick Giaquinto vs. Massachusetts, 1976
6. 35 Ed Long vs. New Hampshire, 1992
7. 33 Wilbur Gilliard vs. New Hampshire, 1995
- 33 George Boothe vs. Boston University, 1988
- 33 Eric Torkelson vs. Vermont, 1973
- 33 Vinny Clements vs. Maine, 1969
11. 32 Taber Small vs. Maine, 1999
- 32 Ed Long vs. Richmond, 1991

11. 32 Kevin Wesley vs. Rhode Island, 1990
- 32 Kevin Wesley vs. Rhode Island, 1989
- 32 Billy Parks vs. Massachusetts, 1983
- 32 Terry Caulley vs. Iowa State, 2002
- 32 Terry Caulley vs. Navy, 2002
16. 31 Taber Small vs. Villanova, 1999
- 31 Kevin Wesley vs. Massachusetts, 1989
- 31 Billy Parks vs. Colgate, 1983
- 31 Eric Torkelson vs. Massachusetts, 1973
- 31 Vinny Clements vs. Rhode Island, 1969
- 31 Vinny Clements vs. Rutgers, 1969
- 31 Frank Gravino vs. New Hampshire, 1951
- 31 Dick Gaudino vs. New Hampshire, 1948

Rushing Yards

1. 277 Nick Giaquinto vs. Holy Cross, 1976
2. 273 Vinny Clements vs. Rhode Island, 1969
3. 272 Kevin Wesley vs. Massachusetts, 1989
4. 256 Tory Taylor vs. Boston University, 1995
5. 252 Wilbur Gilliard vs. Richmond, 1993
6. 246 Gary DuBose vs. Massachusetts, 1984
7. 223 Kevin Wesley vs. Boston University, 1989
8. 218 Mike Zito vs. Vermont, 1969
9. 209 Ed Long vs. Rhode Island, 1992
10. 207 Russ Clarke vs. Vermont, 1974
11. 205 Billy Parks vs. Maine, 1983
12. 199 Tory Taylor vs. Yale, 1995
13. 198 Wilbur Gilliard vs. Yale, 1992
14. 196 Kevin Wesley vs. Rhode Island, 1989
15. 192 Ed Long vs. Richmond, 1991
- 16. 191 Terry Caulley vs. Iowa State, 2002**
17. 185 Pete Petrillo vs. Boston University, 1968
18. 179 Tory Taylor vs. Maine, 1995
19. 178 Tory Taylor vs. Rhode Island, 1995
20. 178 Louis Allen vs. New Hampshire, 1971


Yards

1. 185 Pete Petrillo vs. Boston University, 1968
2. 120 Ken Sweitzer vs. Maine, 1980
3. 115 Pete Petrillo vs. Massachusetts, 1968
4. 94 Ken Sweitzer vs. Holy Cross, 1978
5. 75 Ken Sweitzer vs. Holy Cross, 1981
6. 72 Ken Sweitzer vs. Maine, 1981
7. 71 Brian Hoffmann vs. Rhode Island, 1999
8. 69 Pete Petrillo vs. Vermont, 1968

RUSHING — QUARTERBACKS

PASSING

1. 57 Rick Robustelli vs. Holy Cross, 1970
2. 54 Ryan Tracey vs. Louisville, 2000
3. 53 Matt DeGennaro vs. Northeastern, 1988
4. 52 Matt DeGennaro vs. Delaware, 1990
- 5. 51 Dan Orlovsky vs. Utah State, 2001**
- 51 Matt DeGennaro vs. Rhode Island, 1988
- 7. 50 Dan Orlovsky vs. Cincinnati, 2001**
- 49 Ryan Tracey vs. Eastern Michigan, 2000
- 49 Brian Hoffmann vs. James Madison, 1999
10. 48 Matt DeGennaro vs. Boston Univ., 1988



KEITH HUGGER

- 48 Larry Corn vs. Colgate, 1983
12. 47 Peter Lane vs. New Hampshire, 1985
13. 46 Luke Richmond vs. New Hampshire, 1999
14. 46 Shane Stafford vs. New Hampshire, 1998
15. 45 Brian Hoffmann vs. Massachusetts, 1998
- 45 Shane Stafford vs. Georgia Southern, 1998
- 45 Cornelius Benton vs. Furman, 1991
- 45 Matt DeGennaro vs. Villanova, 1989
- 45 Rick Robustelli vs. Rutgers, 1969
- 45 Ken Sweitzer vs. New Hampshire, 1981

Completions

1. 33 Matt DeGennaro vs. Northeastern, 1988
- 33 Brian Hoffmann vs. James Madison, 1999
3. 32 Matt DeGennaro vs. Delaware, 1990
4. 31 Cornelius Benton vs. Villanova, 1990
5. 30 Matt DeGennaro vs. Rhode Island, 1988
- 30 Matt DeGennaro vs. Boston Univ., 1988
- 7. 29 Dan Orlovsky vs. Navy, 2002**
8. 29 Cornelius Benton vs. New Hampshire, 1991
9. 28 Cornelius Benton vs. Delaware, 1991
- 10. 27 Dan Orlovsky vs. Cincinnati, 2001**
- 27 Ryan Tracey vs. Louisville, 2000
12. 26 Brian Hoffmann vs. Massachusetts, 1998
- 26 Zeke Rodgers vs. Boston Univ., 1992
- 26 Cornelius Benton vs. Yale, 1990
- 26 Matt DeGennaro vs. Northeastern, 1987
- 26 Rick Robustelli vs. Rutgers, 1969
17. 25 Ryan Tracey vs. Colgate, 2000
- 25 Shane Stafford vs. William & Mary, 1998
- 25 Matt DeGennaro vs. Southern Methodist, 1989
- 25 Matt DeGennaro vs. Delaware, 1987
- 25 Matt DeGennaro vs. New Hampshire, 1987

Passing Yards

1. 413 Brian Hoffmann vs. Massachusetts, 1998
2. 406 Cornelius Benton vs. New Hampshire, 1991
3. 402 Cornelius Benton vs. Yale, 1991
- 4. 382 Dan Orlovsky vs. Cincinnati, 2001**
- 371 Cornelius Benton vs. Yale, 1990
6. 360 Shane Stafford vs. William & Mary, 1998
- 360 Zeke Rodgers vs. Boston Univ., 1992
8. 343 Peter Lane vs. Rhode Island, 1985
9. 341 Matt DeGennaro vs. Northeastern, 1988
10. 340 Ryan Tracey vs. Eastern Michigan, 2000
11. 339 Matt DeGennaro vs. Southern Methodist, 1989
12. 337 Matt DeGennaro vs. Delaware, 1990
13. 335 Matt DeGennaro vs. Rhode Island, 1988
14. 327 Ryan Tracey vs. Colgate, 2000
- 327 Shane Stafford vs. Colgate, 1998
16. 321 Ryan Tracey vs. Northeastern, 2000
- 321 Tom DeSarno vs. Boston University, 1991
18. 315 Shane Stafford vs. Villanova, 1996
19. 313 Shane Stafford vs. Georgia Southern, 1998
20. 312 Shane Stafford vs. Massachusetts, 1997
- 312 Ken Sweitzer vs. Rhode Island, 1981
22. 310 Shane Stafford vs. Yale, 1998
23. 308 Cornelius Benton vs. Lehigh, 1991
24. 306 Ryan Tracey vs. Louisville, 2000
25. 303 Ken Sweitzer vs. New Hampshire, 1981

Best Completion Percentage

(above 70% with 15 or more completions)

- 1. 82.9% (29-35) Dan Orlovsky vs. Navy, 2002**
2. 81.3% (26-32) Cornelius Benton vs. Yale, 1991
3. 79.2% (19-24) Matt DeGennaro vs. URI, 1987
4. 76.7% (23-30) DeGennaro vs. Richmond, 1990
5. 76.0% (19-25) DeGennaro vs. CCSU, 1989
6. 75.0% (18-24) Shane Stafford vs. Hofstra, 1997
- 75.0% (15-20) Tony Valente vs. URI, 1993
8. 74.1% (20-27) DeGennaro vs. Yale, 1988
9. 73.7% (28-38) Benton vs. Delaware, 1991
10. 73.3% (22-30) DeGennaro vs. URI, 1990
11. 72.7% (16-22) Stafford vs. Buffalo, 1997
- 72.7% (16-22) Stafford vs. Boston Univ., 1997
- 72.7% (24-33) Benton vs. Yale, 1991
14. 71.4% (25-35) Ryan Tracey vs. Colgate, 2000
15. 70.5% (31-44) Benton vs. Villanova, 1990

Touchdown Passes

1. 4 Ryan Tracey vs. Northeastern, 2000
- 4 Brian Hoffmann vs. Massachusetts, 1998
- 4 Shane Stafford vs. Hampton, 1998

INDIVIDUAL SINGLE-GAME RECORDS

PREVIEW
 COACHES
 SEASON IN REVIEW
 OPPONENTS
 HISTORY
 PLAYER REGISTRY
 RECORDS
 UNIVERSITY
 MEDIA

- 4 Shane Stafford vs. Yale, 1998
- 4 Shane Stafford vs. Buffalo, 1997
- 4 Shane Stafford vs. Massachusetts, 1996
- 4 Matt DeGennaro vs. Rhode Island, 1990
- 4 Matt DeGennaro vs. Villanova, 1989
- 4 Larry Corn vs. Colgate, 1983
- 4 Ken Sweitzer vs. Rhode Island, 1980
- 11. 3 accomplished 30 times by 11 different QBs

Interceptions (Thrown)

- 1. 5 Rick Robustelli vs. Baldwin-Wallace, 1969
- 5 Rick Robustelli vs. Massachusetts, 1969
- 5 Rob Trivella vs. Lehigh, 1982
- 4. 4 Shane Stafford vs. Maine, 1995
- 4 Matt DeGennaro vs. Yale, 1989
- 4 Matt DeGennaro vs. Northeastern, 1987
- 4 Peter Lane vs. Delaware State, 1986
- 4 Peter Lane vs. Delaware State, 1985
- 4 Rob Trivella vs. Massachusetts, 1982
- 4 Rob Trivella vs. Delaware, 1982
- 4 Ken Sweitzer vs. Massachusetts, 1981
- 4 Lou Mancari vs. Delaware, 1973
- 4 Ray Tellier vs. Holy Cross, 1972
- 4 Rick Robustelli vs. Boston University, 1970
- 4 Pete Petrillo vs. Boston University, 1967
- 4 Jim DiGiorno vs. New Hampshire, 1954

PASS RECEIVING

Receptions

- 1. 14 Keith Hugger vs. Delaware, 1981
- 2. 13 Alex Davis vs. Rhode Island, 1991
- 13 Alex Davis vs. Delaware, 1991
- 13 Mark Didio vs. Rhode Island, 1990
- 13 Vin Russell vs. Holy Cross, 1970
- 6. 12 Mark Didio vs. Boston University, 1991
- 7. 11 Monte Nowden vs. Villanova, 1993
- 11 Brian Kozlowski vs. Boston Univ., 1992
- 11 Mark Didio vs. Rhode Island, 1991
- 11 Mark Didio vs. Delaware, 1990
- 11 David Dunn vs. Southern Connecticut, 1987
- 11 Mike Walsh vs. Massachusetts, 1985
- 11 Keith Hugger vs. Rhode Island, 1981
- 11 Vin Russell vs. Holy Cross, 1971
- 11 John Crisp vs. Rutgers, 1969
- 16. 10 John Fitzsimmons vs. Kentucky, 1999
- 10 John Fitzsimmons vs. New Hampshire, 1999
- 10 Brian Kozlowski vs. Villanova, 1990
- 10 Mark Didio vs. Richmond, 1990
- 10 Glenn Antrum vs. New Hampshire, 1988
- 10 Glenn Antrum vs. Massachusetts, 1988

Receiving Yards

- 1. 236 Keith Hugger vs. Delaware, 1981
- 2. 229 Mark Didio vs. Boston University, 1991
- 229 Reggie Eccleston vs. Rhode Island, 1980
- 4. 222 Dak Newton vs. Villanova, 1996
- 5. 193 Glenn Antrum vs. Richmond, 1988
- 6. 186 Vin Russell vs. Holy Cross, 1970
- 7. 185 Mark Didio vs. Richmond, 1991
- 8. 182 Mark Didio vs. Rhode Island, 1990
- 9. 175 Carl Bond vs. New Hampshire, 1997
- 175 Keith Hugger vs. Rhode Island, 1981
- 11. 166 David Dunn vs. Lehigh, 1985
- 12. 163 Carl Bond vs. Hofstra, 1997
- 13. 161 Keith Hugger vs. Boston University, 1981
- 14. 157 Dak Newton vs. Massachusetts, 1996
- 15. 155 Keith Kraham vs. Temple, 1970
- 16. 153 Mark Didio vs. Rhode Island, 1991
- 17. 152 Glenn Antrum vs. New Hampshire, 1988
- 18. 151 Tory Taylor vs. Boston University, 1997
- 151 Brian Kozlowski vs. Boston University, 1992
- 151 Alex Davis vs. Yale, 1991

Touchdown Receptions

- 1. 4 Reggie Eccleston vs. Rhode Island, 1980
- 2. 3 Dak Newton vs. Villanova, 1996
- 3 Mark Didio vs. Boston University, 1991
- 3 Joe Bettencourt vs. Ohio Wesleyan, 1950

PASS RECEIVING — TIGHT ENDS

Receptions

- 1. 13 Vin Russell vs. Holy Cross, 1970
- 2. 11 Brian Kozlowski vs. Boston Univ., 1992

- 11 Mike Walsh vs. Massachusetts, 1985
- 11 Vin Russell vs. Holy Cross, 1971
- 5. 10 Brian Kozlowski vs. Villanova, 1990

Yards

- 1. 186 Vin Russell vs. Holy Cross, 1970
- 2. 151 Brian Kozlowski vs. Boston University, 1992
- 3. 113 Michael Walsh vs. Massachusetts, 1985
- 4. 111 Brian Kozlowski vs. Boston University, 1992
- 5. 106 Robert Farboiko vs. Maine, 1976
- 6. 103 Anthony Miller vs. Rhode Island, 1988
- 7. 102 Scott Sweitzer vs. Delaware, 1987

PUNTING

Number

- 1. 13 Rusty Umberger vs. Massachusetts, 1979
- 13 Robert Starkel vs. Harvard, 1946

Yards

- 1. 454 Robert Starkel vs. Harvard, 1946
- 2. 449 Adam Coles vs. Temple, 2001
- 3. 407 Doug Muth vs. Lehigh, 1984
- 4. 406 Rusty Umberger vs. Massachusetts, 1979

PUNT RETURNS

Number

- 1. 8 Mark Chapman vs. Rhode Island, 1991
- 8 David Dunn vs. Northeastern, 1985
- 8 Brian Herosian vs. Maine, 1970

Yards

- 1. 145 Joe Markus vs. Maine, 1979

Touchdowns

- 1. 2 Matt Latham vs. Yale, 1983
- 2. 1 29 Times

KICKOFF RETURNS

Number

- 1. 9 Jordan Younger vs. New Hampshire, 1999
- 2. 7 Mark Chapman vs. Delaware, 1991
- 7 Raymond James vs. Massachusetts, 1980
- 7 Rich Hedgepeth vs. Navy, 1975
- 7 Eric Torkelson vs. Massachusetts, 1972

Yards

- 1. 165 George Boothe vs. Maine, 1986
- 2. 153 Carl Bradford vs. Middle Tennessee, 2000
- 153 Eric Torkelson vs. Massachusetts, 1972
- 3. 148 Wilbur Gilliard vs. Delaware, 1992

Touchdowns

- 1. 1 Ten Players Tied

SCORING

Touchdowns

- 1. 6 Walt Trojanowski vs. Worcester Tech, 1945



- 2. 5 Wilbur Gilliard vs. James Madison, 1993
- 3. 4 Terry Caulley vs. Kent State, 2002**
- 4 Taber Small vs. Villanova, 1999
- 4 Wilbur Gilliard vs. Yale, 1992
- 4 Reggie Eccleston vs. Rhode Island, 1980
- 4 Russ Clarke vs. Vermont, 1974
- 4 Keith Kraham vs. Vermont, 1970
- 4 Walt Trojanowski vs. Boston Univ., 1945
- 4 Walt Trojanowski vs. Maine, 1945
- 4 Arthur Williams vs. Trinity, 1926
- 4 Arthur Williams vs. Rhode Island, 1926

Return Touchdowns

- 1. 2 Matt Latham vs. Yale, 1983 (2 punt return TD's)

PAT Kick

- 1. 9 Marc Hickok vs. Kent State, 2002
- 2. 8 Marc Hickok vs. Florida Atlantic, 2002
- 8 Jim McManus vs. Yale, 1998
- 8 Bob Segar vs. Rhode Island, 1980
- 5. 7 Robb Myers vs. Massachusetts, 1997
- 7 Robb Myers vs. Buffalo, 1997
- 7 Bob Segar vs. Maine, 1978
- 7 Gerhard Mayer vs. Boston University, 1975

Two-Point Conversion

- 1. 3 Bill Minnerly vs. Northeastern, 1959 (Rush)

Field Goals

- 1. 4 David DeArmas vs. Yale, 1995
- 4 Mark Carter vs. Northeastern, 1986
- 4 Mark Carter vs. New Hampshire, 1986
- 4 Domingos Carlos vs. New Hampshire, 1982

Points

- 1. 36 Walt Trojanowski vs. Worcester Tech, 1945
- 2. 30 Wilbur Gilliard vs. James Madison, 1993
- 3. 24 Terry Caulley vs. Kent State, 2002**
- 4. 24 Taber Small vs. Villanova, 1999
- 24 Wilbur Gilliard vs. Yale, 1992
- 24 Reggie Eccleston vs. Rhode Island, 1980
- 24 Russ Clarke vs. Vermont, 1974
- 24 Keith Kraham vs. Vermont, 1970
- 24 Walt Trojanowski vs. Boston Univ., 1945
- 24 Walt Trojanowski vs. Maine, 1945
- 24 Arthur Williams vs. Trinity, 1926
- 24 Arthur Williams vs. Rhode Island, 1926
- 24 John "Scotty" Thompson vs. Norwich, 1937

DEFENSE

Tackles (since 1980)

- 1. 24 Troy Ashley vs. Massachusetts, 1989
- 1. 24 John Dorsey vs. Rhode Island, 1981
- 1. 24 Jeff Thomas vs. Massachusetts, 1980
- 4. 23 John Dorsey vs. Rutgers, 1983
- 5. 22 John Dorsey vs. Colgate, 1982
- 5. 22 Paul Duckworth vs. Towson State, 1993
- 7. 20 Jeff DeLucia vs. New Hampshire, 1998
- 7. 20 Mike Jansen vs. Delaware, 1987
- 7. 20 Mike Jansen vs. Central Conn., 1986
- 7. 20 Vernon Hargreaves vs. Holy Cross, 1983
- 7. 20 John Dorsey vs. Maine, 1982

Interceptions

- 1. 3 Matt Latham vs. Lehigh, 1984
- 1. 3 Marty Bird vs. New Hampshire, 1974
- 1. 3 Rich Fenton vs. New Hampshire, 1973
- 1. 3 Don Ross vs. Rhode Island, 1949
- 1. 3 Leo Pinsky vs. Norwich, 1944

Yards

- 1. 104 Dave Korponai vs. Rhode Island, 1962
- 2. 93 Pheno Tombari vs. Wesleyan, 1928
- 3. 90 Rich Fenton vs. New Hampshire, 1973

Interception Return Touchdowns

- 1. 1 24 Players Tied

Fumble Return Touchdowns

- 1. 1 13 Players Tied



ALL-TIME UCONN OVERTIME GAMES

Result	Opponent	Date
L, 24-21, OT	vs. Ball State	9/28/02
L, 48-45, 3OT	vs. Villanova	10/16/99
W 44-41, OT	vs. Massachusetts	10/17/98
L, 49-47, 3OT	at Maine	10/11/97
W, 24-23, 2OT	vs. New Hampshire	9/11/93
L, 29-26, 2OT	vs. Boston University	11/16/91
L 41-35, 6OT	at Villanova	10/7/89
W, 39-33, OT	vs. Massachusetts	10/14/89
W, 21-14, OT	vs. Rhode Island	11/15/86
L, 13-10, OT	vs. Maine	10/27/84

ALL-TIME NIGHT GAMES AT MEMORIAL STADIUM

Result	Opponent	Date
W, 20-10	New Hampshire	9/23/89
L, 31-21	Troy State	9/10/94
W, 36-21	Richmond	9/17/94
W, 23-21	New Hampshire	9/9/95
W, 54-9	Central Connecticut	9/16/95
W, 26-25	Buffalo	9/23/95
W, 38-26	Northeastern	9/13/97
L, 38-17	William & Mary	10/18/97
W, 23-0	Buffalo	9/18/99
W, 37-7	Colgate	9/9/00

ALL-TIME CONNECTICUT 50-POINT GAMES

Points	Opponent	Year
125	Newport NTS	1949
76	Norwich	1937
71	Massachusetts	1956
68	Cooper Union	1926
65	Wesleyan	1908

63	Kent State	2002
63	Yale	1998
61	Florida Atlantic	2002
63	St. Stephens	1920
56	Rhode Island	1980
55	Buffalo	1997
55	American International	1958
54	Central Connecticut	1995
54	Boston University	1945
53	Maine	1945
52	Rhode Island	1987
52	Boston University	1975
52	City College of NY	1944
52	Norwich	1936
52	Conn. Literary Inst.	1913
51	Rhode Island	1990
51	Rhode Island	1956

ALL-TIME 50-POINT GAMES AGAINST

Points	Opponent	Year
69	Holy Cross	1919
66	Middle Tennessee	2000
65	Trinity	1909
62	Massachusetts	1999
59	Delaware	1998
56	Temple	2001
56	Hofstra	1999
56	Rhode Island	1985
56	Wesleyan	1911
55	Boston College	2000
55	Navy	1975
52	Virginia Tech	2001
52	Georgia Southern	1998
51	Rhode Island	1909
51	Boston College	1928

LONGEST FIELD GOAL

- 56 Jim McManus vs. New Hampshire, 1998
- 53 Domingos Carlos vs. Holy Cross, 1983
- 53 Bob Segar vs. Rhode Island, 1978
- 52 Jim McManus vs. Colgate, 1998
- 52 David DeArmas vs. Rhode Island, 1994
- 50 Mark Carter vs. Richmond, 1986
- 50 Roy Lawrence vs. Maine, 1966
- 49 Mark Carter vs. Delaware State, 1986
- 49 Greg Sinay vs. Holy Cross, 1974
- 48 Mark Hickok vs. Boston College, 2002
- 48 Geoff Heyl vs. Boston College, 2000
- 48 Domingos Carlos vs. Boston University, 1982

LONGEST RUN FROM SCRIMMAGE

- t99 Gerry White vs. Rhode Island, 1960
- t90 Ray Jackson vs. Maine, 1970
- t86 Barry Chandler vs. Buffalo, 1997
- t85 Len Posner vs. Coast Guard, 1936
- 83 Ed Long vs. Rhode Island, 1992
- 82 Ed Long vs. Maine, 1992
- 82 Ed Waltman vs. Brown, 1939
- t77 Nick Giaquinto vs. Holy Cross, 1976
- t75 Tory Taylor vs. James Madison, 1995
- t75 Vinny Clements vs. Rhode Island, 1969
- t75 Billy DiYeso vs. Maine, 1966

LONGEST INTERCEPTION RETURN

- t100 Dave Korponai vs. Rhode Island, 1962
- t93 Pheno Tombari vs. Wesleyan, 1928
- t84 Len Posner vs. Coast Guard, 1936
- t80 James Rankin vs. Brown, 1936
- t77 Louis Waggoner vs. Buffalo, 1997
- t76 Bob Strickland vs. Middlebury, 1945
- t72 Jeff Thomas vs. Boston University, 1979
- t69 Bob Donnelly vs. Rutgers, 1940
- 68 Arthur Harversat vs. Rhode Island, 1928
- 66 Paul Zenkert vs. Boston University, 1992

LONGEST PUNT

- 89 Jim Carriere vs. Maine, 1987
- 81 Jack Redmond vs. Rutgers, 1965
- 80 Bob Harris vs. Middlebury, 1941
- 73 David DeArmas vs. Rhode Island, 1995
- 72 Vinny Clements vs. Vermont, 1970
- 71 Adam Coles vs. Middle Tennessee, 2001
- 71 Mike Morelli vs. Kentucky, 1999
- 71 Mike Boryczewski vs. Rhode Island, 1967
- 70 Jon Cohen vs. Buffalo, 1996
- 70 Herb Peterson vs. Brown, 1937

LONGEST PUNT RETURN

- t96 John Thompson vs. Worcester Tech, 1936

LONGEST KICKOFF RETURN

- t100 Gary DuBose vs. Yale, 1983
- t100 Nick Giaquinto vs. New Hampshire, 1975
- t98 Mike Zito vs. Vermont, 1968
- t98 Ted Walton vs. New Hampshire, 1978
- t94 Herb DeGraffe vs. Boston University, 1977
- t93 George Boothe vs. Maine, 1986
- t92 Jordan Younger vs. Massachusetts (II), 1998
- t91 Ricky Mason vs. Boston University, 1975

LONGEST FUMBLE RECOVERY

- t100 Paul Carney vs. Massachusetts, 1935

LONGEST PASS PLAY

- t95 Shane Stafford to Dak Newton vs. Villanova, 1996
- t91 Rob Trivella to Keith Hugger vs. Boston University, 1981
- t84 Luke Richmond to Carl Bond vs. Rhode Island, 1998
- t81 Ray Tellier to Greg Andrews vs. Vermont, 1972
- t80 Brandon Bailey to Monte Nowden vs. New Hampshire, 1994
- t80 Cornelius Benton to Mark Didio vs. Richmond, 1991
- t80 Lou Mancari to Ray Jackson vs. Delaware, 1973
- t80 Rick Robustelli to Juan Madry vs. Massachusetts, 1970
- t80 Henry Zaleski to Joe Bettencourt vs. Springfield, 1950
- t79 Shane Stafford to Tory Taylor vs. Yale, 1997

t - indicates touchdown scored on play



ALL-TIME 100-YARD GAME LEADERS

100-Yard RUSHING Games — Career

- 12 — Vin Clements (1968-1970)
- 10 — Ed Long (1991-94)
- 9 — Wilbur Gilliard (1992-95)
- 8 — Kevin Wesley (1989-90)
- 8 — George Boothe (1986-88)
- 8 — Jeff Gallaher (1985-88)

100-Yard RUSHING Games — Season

- 7 — Terry Caulley (2002)
- 7 — Eric Torkelson (1973)
- 6 — George Boothe (1988)
- 6 — Vin Clements (1968)
- 5 — Tory Taylor (1995)
- 5 — Kevin Wesley (1989)
- 5 — Billy Parks (1983)

Consecutive 100-Yard RUSHING Games

- 5 — Vin Clements (1968)
- 4 — Wilbur Gilliard (1995)
- 4 — Kevin Wesley (1989)
- 4 — Terry Caulley (2002)

100-Yard RECEIVING Games — Career

- 16 — Mark Didio (1988-91)
- 11 — John Fitzsimmons (1996-00)
- 9 — Carl Bond (1995-98)
- 9 — Alex Davis (1989-92)
- 8 — David Dunn (1985-87)
- 7 — Glenn Antrum (1985-88)
- 7 — Keith Hugger (1979-82)
- 6 — Reggie Eccleston (1976, 1979-80)

100-Yard RECEIVING Games — Season

- 8 — Mark Didio (1990)
- 6 — Glenn Antrum (1988)
- 6 — Keith Hugger (1981)
- 6 — Reggie Eccleston (1980)
- 5 — John Fitzsimmons (1998)
- 5 — Carl Bond (1997)
- 5 — Tory Taylor (1997)
- 5 — Mark Didio (1991)

Consecutive 100-Yd RECEIVING Games

- 6 — Keith Hugger (1981-82)
- 5 — Mark Didio (1990)
- 4 — Reggie Eccleston (1980)

ALL-TIME 100-YARD RUSHING GAMES

*dating back to 1968

Yards Name Opponent, Date

2002

136Terry CaulleyBuffalo, 9/14
117Terry CaulleyOhio, 9/21
131Terry CaulleyBall State, 9/28
105Terry CaulleyFlorida Atlantic, 11/2
174Terry CaulleyKent State, 11/9
157Terry CaulleyNavy, 11/16
191Terry CaulleyIowa State, 11/23

2001

100Chandler PooleMiddle Tennessee, 11/17
-----	---------------------	------------------------------

2000

143Taber SmallBuffalo, 9/16
124Evan BensonSouth Florida, 10/28
108Taber SmallRhode Island, 11/11

1999

175Taber SmallVillanova, 10/16
-----	------------------	-----------------------

1998

124Barry ChandlerColgate, 9/5
120Barry ChandlerMaine, 9/19
130Barry ChandlerHofstra, 10/10

1997

144Recolon JumpHofstra, 9/20
117Barry ChandlerBuffalo, 10/4
165Recolon JumpRhode Island, 10/25
118Barry ChandlerBoston University, 11/1
109Recolon JumpBoston University, 11/1

1996

135Hezekiah FaisonYale, 9/28
109Hezekiah FaisonVillanova, 10/5

1995

161Wilbur GilliardNew Hampshire, 9/9
125Wilbur GilliardCentral Connecticut, 9/16
123Wilbur GilliardBuffalo, 9/23
154Wilbur GilliardYale, 9/30
199Tory TaylorYale, 9/30
179Tory TaylorMaine, 10/14
178Tory TaylorRhode Island, 10/21
256Tory TaylorBoston University, 11/4
150Tory TaylorJames Madison, 11/11

1994

103Ed LongTroy State, 9/10
139Ed LongRichmond, 9/17

1993

147Wilbur GilliardNew Hampshire, 9/11
252Wilbur GilliardRichmond, 10/30
173Wilbur GilliardRhode Island, 11/6

1992

148Ed LongNew Hampshire, 9/12
120Ed LongYale, 10/3
198Wilbur GilliardYale, 10/3
135Ed LongMaine, 10/24
157Wilbur GilliardRichmond, 10/31
107Lenny DandridgeBoston University, 11/14
209Ed LongRhode Island, 11/21

1991

120Lenny DandridgeFurman, 9/7
121Lenny DandridgeVillanova, 9/28
119Ed LongYale, 10/5
118Ed LongMassachusetts, 10/19
192Ed LongRichmond, 11/2
117Ed LongBoston University, 11/16

1990

109Kevin WesleyNorth Carolina, 9/15
121Victor TaylorYale, 9/29
121Victor TaylorMaine, 10/20
135Kevin WesleyBoston University, 11/10
125Kevin WesleyRhode Island, 11/17

1989

272Kevin WesleyMassachusetts, 10/14
154Kevin WesleyRichmond, 10/28
115Kevin WesleyDelaware, 11/4
223Kevin WesleyBoston University, 11/11
196Kevin WesleyRhode Island, 11/18

1988

117Jeffrey GallaherRichmond, 9/10
-----	-----------------------	---------------------

Yards Name Opponent, Date

114George BootheYale, 9/24
101Jeffrey GallaherYale, 9/24
102George BootheVillanova, 10/8
132George BootheMassachusetts, 10/15
115George BootheDelaware, 11/5
158George BootheBoston University, 11/12
131George BootheRhode Island, 11/19

1987

118Jeffrey GallaherSo. Connecticut, 9/12
143George BootheNortheastern, 9/19
161George BootheYale, 9/26
123Jeffrey GallaherNew Hampshire, 11/21

1986

106Jeffrey GallaherYale, 9/27
110Jeffrey GallaherDelaware State, 10/11

1985

141Jeffrey GallaherBoston University, 11/9
135Jeffrey GallaherRhode Island, 11/16

1984

103Billy ParksLafayette, 10/13
113Billy ParksMaine, 10/27
246Gary DuBoseMaine, 10/27

1983

140Billy ParksYale, 9/24
205Billy ParksMaine, 10/22
152Billy ParksMassachusetts, 10/29
101Billy ParksRhode Island, 11/12
145Billy ParksColgate, 11/19

1981

124Joe MarkusNortheastern, 9/19
103Mike HarkinsMaine, 10/24

1980

120Ken SweitzerMaine, 10/25
-----	-------------------	-------------------

1979

170Tony JordanNew Hampshire, 10/6
138Joe MarkusRhode Island, 11/17

1978

144Tony JordanNortheastern, 9/23
104Tony JordanHoly Cross, 11/25

1977

164Robin AndersonBoston University, 11/5
-----	---------------------	------------------------------

1976

104Nick GiaquintoColgate, 9/11
110Richard MasonNew Hampshire, 10/2
144Nick GiaquintoMaine, 10/16
143Nick GiaquintoMassachusetts, 10/23
227Nick GiaquintoHoly Cross, 11/20

1975

117Nick GiaquintoBoston University, 11/7
-----	---------------------	------------------------------

1974

207Russell ClarkeVermont, 9/21
109Martin BirdNew Hampshire, 10/5
103Russell ClarkeMaine, 10/19

1973

151Eric TorkelsonVermont, 9/22
161Eric TorkelsonYale, 9/29
104Eric TorkelsonNew Hampshire, 10/6
148Eric TorkelsonMaine, 10/20
109Eric TorkelsonMassachusetts, 10/27
164Eric TorkelsonRutgers, 11/3
126Eric TorkelsonRhode Island, 11/17

1970

101Vin ClementsVermont, 9/19
156Vin ClementsNew Hampshire, 10/3

1969

129Vin ClementsNew Hampshire, 10/4
146Vin ClementsMaine, 10/18
146Vin ClementsRutgers, 11/8
273Vin ClementsRhode Island, 11/15

1968

132Vin ClementsYale, 9/28
115Vin ClementsMassachusetts, 10/26
140Vin ClementsBoston University, 11/2
137Vin ClementsRutgers, 11/9
161Vin ClementsRhode Island, 11/16
118Vin ClementsHoly Cross, 11/23

ALL-TIME 100-YARD RECEIVING GAMES

*dating back to 1970

Yards	Name	Opponent, Date
2002		
101	Shaun Feldeisen	Georgia Tech, 9/7
2001		
109	Wes Timko	Cincinnati, 11/3
2000		
124	John Fitzsimmons	Eastern Michigan, 9/2
104	John Fitzsimmons	Northeastern, 9/23
129	Steve O'Connor	Boston College, 10/7
108	John Fitzsimmons	Middle Tennessee, 11/4
1999		
107	John Fitzsimmons	Villanova, 10/16
111	John Fitzsimmons	James Madison, 10/23
126	John Fitzsimmons	New Hampshire, 11/13
1998		
142	John Fitzsimmons	Colgate, 9/5
128	Carl Bond	Colgate, 9/5
112	John Fitzsimmons	New Hampshire, 10/3
104	Carl Bond	Hofstra, 10/10
118	John Fitzsimmons	Massachusetts, 10/17
113	Carl Bond	Massachusetts, 10/17
101	Carl Bond	Rhode Island, 10/24
108	John Fitzsimmons	Northeastern, 10/31
102	Tory Taylor	Delaware, 11/7
116	John Fitzsimmons	William & Mary, 11/14
1997		
111	Tory Taylor	Northeastern, 9/13
163	Carl Bond	Hofstra, 9/20
107	Tory Taylor	Yale, 9/27
119	Tory Taylor	Buffalo, 10/4
147	Carl Bond	Maine, 10/11
114	Carl Bond	William & Mary, 10/18
151	Tory Taylor	Boston University, 11/1
142	Carl Bond	Massachusetts, 11/15
109	Tory Taylor	Massachusetts, 11/15
175	Carl Bond	New Hampshire, 11/22
1996		
107	Dak Newton	Buffalo, 9/7
133	Dak Newton	Northeastern, 9/14
222	Dak Newton	Villanova, 10/5
157	Dak Newton	Massachusetts, 11/16
1994		
105	Brian Reid	Maine, 10/15
1993		
111	Monte Nowden	Villanova, 10/9
128	Monte Nowden	Maine, 10/23
1992		
117	Alex Davis	Maine, 10/24
151	Brian Kozlowski	Boston University, 11/14
118	Alex Davis	Boston University, 11/14
104	Alex Davis	Rhode Island, 11/21
1991		
130	Mark Didio	New Hampshire, 9/14
151	Alex Davis	New Hampshire, 9/14
126	Mark Didio	Lehigh, 9/21
111	Brian Kozlowski	Lehigh, 9/21
108	Alex Davis	Yale, 10/5
128	Mark Didio	Yale, 10/5
107	Alex Davis	Maine, 10/26
185	Mark Didio	Richmond, 11/2
104	Alex Davis	Delaware, 11/9
106	Mark Didio	Delaware, 11/9

Yards	Name	Opponent, Date
1990		
107	Mark Didio	North Carolina, 9/15
131	Mark Didio	Yale, 9/29
105	Alex Davis	Yale, 9/29
112	Mark Didio	Villanova, 10/6
121	Alex Davis	Maine, 10/20
113	Mark Didio	Maine, 10/20
149	Mark Didio	Richmond, 10/27
119	Mark Didio	Delaware, 11/3
105	Mark Didio	Boston University, 11/10
182	Mark Didio	Rhode Island, 11/17
1989		
135	Mark Didio	Central Connecticut, 9/9
148	Mark Didio	Southern Methodist, 9/16
108	Michael Nolan	Southern Methodist, 9/16
101	Mark Didio	Boston University, 11/11
102	Michael Nolan	Rhode Island, 11/18
1988		
153	Glenn Antrum	Richmond, 9/10
152	Glenn Antrum	New Hampshire, 9/17
114	Glenn Antrum	Northeastern, 10/1
107	Glenn Antrum	Villanova, 10/8
116	Glenn Antrum	Maine, 10/22
136	Glenn Antrum	Southern Connecticut, 10/29
103	Anthony Miller	Rhode Island, 11/19
1987		
144	David Dunn	Southern Connecticut, 9/12
120	David Dunn	Massachusetts, 10/17
102	Scott Sweitzer	Delaware, 11/7
149	Glenn Antrum	Rhode Island, 11/14
1986		
115	David Dunn	New Hampshire, 10/4
129	David Dunn	Northeastern, 10/18
124	David Dunn	Rhode Island, 11/15
121	David Dunn	Massachusetts, 11/22
1985		
115	David Dunn	Northeastern, 9/14
166	David Dunn	Lehigh, 9/21
113	Michael Walsh	Massachusetts, 11/2
1984		
131	Brian McGillicuddy	Boston University, 11/10
117	Brian McGillicuddy	Rhode Island, 11/17
1983		
115	Brian McGillicuddy	Colgate, 11/19
1982		
131	Keith Hugger	Colgate, 9/11
1981		
110	Keith Hugger	Bucknell, 9/12
112	David Debish	New Hampshire, 10/3
123	Keith Hugger	Maine, 10/24
123	Keith Hugger	Massachusetts, 10/31
161	Keith Hugger	Boston University, 11/7
175	Keith Hugger	Rhode Island, 11/14
236	Keith Hugger	Delaware, 11/27
1980		
114	Reggie Eccleston	New Hampshire, 9/6
113	Reggie Eccleston	Yale, 9/27
100	Reggie Eccleston	Colgate, 10/4
117	Reggie Eccleston	Holy Cross, 10/18
115	Reggie Eccleston	Maine, 10/25
229	Reggie Eccleston	Rhode Island, 11/15
1976		
106	Robert Farbotko	Maine, 10/16
1973		
121	Allan MacLellan	Yale, 9/29
1970		
155	Keith Kraham	Temple, 10/17
186	Vincent Russell	Holy Cross, 11/21

THE 200-YARD CLUB

RUSHING		
Yards	Name	Opponent, Date
277	Nick Giaquinto	Holy Cross, 1976
273	Vinny Clements	Rhode Island, 1969
272	Kevin Wesley	Massachusetts, 1989
256	Tory Taylor	Boston Univ., 1995
252	Wilbur Gilliard	Richmond, 1993
246	Gary DuBose	Massachusetts, 1984
223	Kevin Wesley	Boston Univ., 1989
218	Mike Zito	Vermont, 1969
209	Ed Long	Rhode Island, 1992
207	Russ Clarke	Vermont, 1974
205	Billy Parks	Maine, 1983
RECEIVING		
Yards	Name	Opponent, Date
236	Keith Hugger	Delaware, 1981
229	Mark Didio	Boston Univ., 1991
229	Reggie Eccleston	Rhode Island, 1980
222	Dak Newton	Villanova, 1996

ALL-TIME 100-YARD GAME SUPERLATIVES

Games with two 100-Yard RUSHERS (5)

- 1997 vs. BU (Chandler 118, Jumpp 109)
- 1995 vs. Yale (Taylor 199, Gilliard 154)
- 1992 vs. Yale (Gilliard 198, Long 120)
- 1988 vs. Yale (Boothe 114, Gallaher 101)
- 1984 vs. Maine (DuBose 246, Parks 113)

Games with two 100-Yard RECEIVERS (11)

- 1998 vs. Colgate (Fitzsimmons 142, Bond 128)
- 1998 vs. UMass (Fitzsimmons 118, Bond 113)
- 1997 vs. UMass (Bond 142, Taylor 109)
- 1992 vs. BU (Kozlowski 151, Davis 118)
- 1991 vs. UNH (Davis 151, Didio 130)
- 1991 vs. Lehigh (Didio 126, Kozlowski 111)
- 1991 vs. Yale (Didio 128, Davis 108)
- 1991 vs. Delaware (Didio 106, Davis 104)
- 1990 vs. Yale (Didio 131, Davis 105)
- 1990 vs. Maine (Davis 121, Didio 113)
- 1989 vs. SMU (Didio 148, Nolan 108)

Most games with a 100-yard rusher and a 100-yard receiver (28)

1999 vs. Villanova

Most Games with a 100-Yard RUSHER

1995, 8 games

Most Games with a 100-Yard RECEIVER

1997, 9 games

Most 100-Yard RUSHERS in a Season

9 (1995)

Most 100-Yard RECEIVERS in a Season

10, (1998, 1997, 1991, 1990)

Opponent with Most 100-Yard

RUSHING Games Against

Yale, Rhode Island 14

Maine 13

Boston University 12

Opponent with Most 100-Yard

RECEIVING Games Against

Maine 11

Rhode Island 10

MISC. SINGLE-GAME SUPERLATIVES



THE LAST TIME A UCONN PLAYER...

Rushed 40 or more times	.44 by Russ Clarke vs. Vermont	1974
Rushed 35-39 times	.35 by Ed Long vs. New Hampshire	1992
Rushed for 250+ yards	.256 by Tory Taylor vs. Boston University	1995
Rushed for 200-249 yards	.209 by Ed Long vs. Rhode Island	1992
Rushed for 150-199 yards	.191 by Terry Caulley vs. Iowa State	2002
Had a run of 90+ yards	.90 by Ray Jackson vs. Maine	1970
Had a run of 80-89 yards	.86 by Barry Chandler vs. Buffalo	1997
Had a run of 70-79 yards	.75 by Tory Taylor vs. James Madison	1995
Had a run of 60-69 yards	.68 by Terry Caulley vs. Iowa State	2002
Attempted 50 or more passes	.51 by Dan Orlovsky vs. Utah State	2001
Attempted 40-49 passes	.49 by Ryan Tracey vs. Eastern Michigan	2000
Completed 30 or more passes	.33 by Brian Hoffmann vs. James Madison	1999
Completed 25-29 passes	.29 by Dan Orlovsky vs. Navy	2002
Passed for 400 or more yards	.413 by Brian Hoffmann vs. Massachusetts	1998
Passed for 350-399 yards	.382 by Dan Orlovsky vs. Cincinnati	2001
Passed for 300-349 yards	.306 by Ryan Tracey vs. Louisville	2000
Passed for four touchdowns	.4 by Ryan Tracey vs. Northeastern	2000
Passed for three touchdowns	.3 by Dan Orlovsky vs. Iowa State	2002
Threw five interceptions	.5 by Rob Trivella vs. Lehigh	1982
Threw four interceptions	.4 by Shane Stafford vs. Maine	1995
Caught 14 passes	.14 catches by Keith Hugger vs. Delaware	1981
Caught 10-13 passes	.10 by John Fitzsimmons vs. New Hampshire	1999
Caught a pass of 90-99 yards	.95 by Shane Stafford to Dak Newton vs. Villanova	1996
Caught a pass between 80-89 yards	.84 by Luke Richmond to Carl Bond	1998
Caught a pass of 70-79 yards	.76 by Shane Stafford to Carl Bond vs. New Hampshire	1997
Had 200 yards or more receiving	.222 by Dak Newton vs. Villanova	1996
Had 150-199 yards in receiving	.175 by Carl Bond vs. New Hampshire	1997
Had 100+ yards in receiving	.101 by Shaun Feldisen vs. Georgia Tech	2002
Had 400+ yards in total offense	.444 by Brian Hoffmann vs. Massachusetts (413 pass, 31 rush)	1998
Scored five or more touchdowns	.5 by Wilbur Gilliard vs. James Madison	1993
Scored four touchdowns	.4 by Terry Caulley vs. Kent State	2002
Rushed for four touchdowns	.4 by Taber Small vs. Villanova	1999
Caught four touchdown passes	.4 by Reggie Eccleston vs. Rhode Island	1980
Caught three touchdown passes	.3 by Dak Newton vs. Villanova	1996
Returned a punt for a touchdowns	Jordan Younger 68 yards vs. Villanova	1999
Returned two punts for a touchdown in same game	Matt Latham vs. Yale	1983
Returned a punt and kick for a touchdown in same game	Matt Latham (2 punt return) and Gary DuBose (1 kick return) vs. Yale	1983
Returned a kickoff for a touchdown	Jordan Younger (92 yards) vs. Massachusetts	1998
Returned an interception for a touchdown	Chris Meyer (63 yards) vs. Kent State	2002
Returned a fumble for a touchdown	Jamal Lundy (0 yards) vs. Utah State	2001
Blocked punt for a touchdown	Block by Duawn Black, TD by Cathlyn Clarke vs. Kent State	2002
Scored 14 or more kicking points	.15 by David DeArmas vs. Yale	1995
Kicked a 50-yard or more field goal	.56 by Jim McManus vs. Yale	1998
Intercepted three passes	.3 by Matt Latham vs. Lehigh	1984
Intercepted two passes	.2 by Razul Wallace vs. Iowa State	2002
Had an 80-89-yard punt	.89 by Jim Carriere vs. Rhode Island	1982
Had a 70-79-yard punt	.71 by Adam Coles vs. Middle Tennessee	2001
Had a 60-69-yard punt	.64 by Adam Coles vs. Miami	2002

THE LAST TIME UCONN HAD...

30 or more first downs37 vs. Yale	1998
Fewer than 15 first downs13 vs. Georgia Tech	2002
350-399 yards rushing394 vs. Yale	1995
300-349 yards rushing317 vs. Boston University	1997
50-100 yards rushing90 vs. Miami	2002
Less than 50 yards rushing21 vs. Temple	2002
Zero yards rushing0 vs. Maine	1991
Two runners rushing for 100+ yardsvs. Boston University (Recolon Jumpp 109, Barry Chandler 118)	1997
400 or more yards passing434 vs. Massachusetts	1998
350-399 yards passing382 vs. Cincinnati	2001
300-349 yards passing306 vs. Louisville	2000
Fewer than 100 yards passing90 vs. Temple	2001
Fewer than 50 yards passing30 vs. Rhode Island	1995
5-10 yards passing8 vs. Holy Cross	1982
0-4 yards passing1 vs. Boston University	1975
Attempted 50 or more passes51 vs. Utah State	2001
Attempted 40-49 passes46 vs. Middle Tennessee	2000
Completed 30 or more passes30 vs. Rhode Island	1992
Completed 25-29 passes29 vs. Navy	2002
Two quarterbacks throw for 100+ yardsvs. Middle Tennessee (Chris Willis 163, Luke Richmond 113)	2000
Two receivers catch passes for 100+ yardsvs. Massachusetts (John Fitzsimmons 118, Carl Bond 113)	1998
600+ yards total offense618 vs. Yale	1995
500-599 yards total offense509 vs. Navy	2002
100-150 yards total offense113 vs. Temple	2001
50-99 yards total offense91 vs. Northeastern	1979
100+ offensive plays100 vs. Rhode Island	1991
90-99 offensive plays93 vs. James Madison	1999
60-69 points63 vs. Kent State	2002
50-59 points55 vs. Buffalo	1997
40-49 points45 vs. Villanova	1999
Scored zero pointsvs. Ball State	2000
Allowed zero pointsvs. Navy	2002
A tie game13-13 vs. VMI	1979
Five or more rushing touchdowns6 vs. James Madison	1993
Five or more passing touchdowns6 vs. Yale (4 by Shane Stafford; 2 by Brian Hoffmann)	1998
Four passing touchdowns4 vs. Northeastern	2000
Zero punts0 vs. Yale (1998) and Central Connecticut	1995
1 Punt1 punt vs. Boston University	1997
Recorded a safetyvs. Florida Atlantic (Frank Quagliano tackles TB David McDowell in the end zone)	2002
A safety recorded againstvs. Ball State (Chris Willis sacked in end zone)	2000
Won an overtime gamevs. Massachusetts, October 17, 44-41, 1 OT	1998
Lost an overtime gamevs. Ball State, September 28, 24-21, 1 OT	2002

ALL-TIME DEFENSE/SPECIAL TEAMS TD



PREVIEW

COACHES

SEASON IN REVIEW

OPPONENTS

HISTORY

PLAYER REGISTRY

RECORDS

UNIVERSITY

MEDIA

ALL-TIME INTERCEPTION RETURN TOUCHDOWNS

Name	Yards	Opponent	Year
Chris Meyer	63	Kent State	2002
Razul Wallace	31	Florida Atlantic	2002
Jamal Lundy	62	Temple	2002
Jordan Younger	24	Hofstra	1998
Anthony Carter	37	Massachusetts (II)	1998
Charles Adams	43	Yale	1997
Louis Waggoner	77	Buffalo	1997
Scott Mitchell	37	Villanova	1992
Jim Reppi	35	Massachusetts	1991
Rusty Neal	43	Maine	1990
Scott Daniels	27	Massachusetts	1987
Jeff Thomas	72	Boston University	1979
Peter Lamagna	28	Maine	1978
Rich Fenton	36	Holy Cross	1975
Jon Krot	35	Maine	1968
Gene Campbell	35	Yale	1966
John Billingslea	25	Boston University	1963
Jeff McConnell	48	Yale	1962
Dave Korponai	100	Rhode Island	1962
Bob Strickland	76	Middlebury	1945
Bob Donnelly	69	Rutgers	1940
Len Posner	84	Coast Guard	1936
James Rankin	80	Brown	1936
Pheno Tombari	93	Wesleyan	1928

ALL-TIME FUMBLE RETURN TOUCHDOWNS

Name	Yards	Opponent	Year
Jamal Lundy	0	Utah State	2001
Cliff Hill	72	Buffalo	2001
Jeff DeLucia	70	Massachusetts	1999
Jeff DeLucia	63	Massachusetts (II)	1998
Jeff DeLucia	74	Buffalo	1997
Anthony Carter	55	Rhode Island	1997
Linwood Vereen	33	Rhode Island	1989
Mike Walsh	0	Northeastern	1985
Keith Hugger	0	Delaware	1982
Gary Brooks	0	Massachusetts	1979

Don Thompson	20	Rutgers	1973
Dave Robeson	0	Rhode Island	1972
Paul Carney	100	Massachusetts	1935

ALL-TIME KICKOFF RETURN TOUCHDOWNS

Name	Yards	Opponent	Year
Tory Taylor	89	Maine	1998
Jordan Younger	92	Massachusetts (II)	1998
George Boothe	93	Maine	1986
Gary DuBose	100	Yale	1983
Ted Walton	98	New Hampshire	1978
Herb DeGraffe	94	Boston University	1977
Rich Hedgepeth	82	Holy Cross	1976
Nick Giaquinto	100	New Hampshire	1975
Rich Mason	91	Boston University	1975
Mike Zito	98	Vermont	1968

ALL-TIME PUNT RETURN TOUCHDOWNS

Name	Yards	Opponent	Year
Cathlyn Clarke	31	Kent State	2002
Ezra Carey	5	Miami	2002
Terrance Smith	0	Rhode Island	2000
Jordan Younger	68	Maine	1999
Jordan Younger	68	Villanova	1999
Antonio Grant	0	Northeastern	1999
Jordan Younger	6	Rhode Island	1997
Dak Newton	80	Massachusetts	1996
Carl Bond	0	Boston University	1996
Carl Bond	0	Hofstra	1996
Kevin Bannister	19	Richmond	1994
Mike Walker	0	Villanova	1994
Richard Connors	20	Boston University	1994
Mark Chapman	48	Northeastern	1992
Mike Nolan	80	Massachusetts	1989
David Dunn	72	Boston University	1986
Scott Daniels	79	Massachusetts	1986
Matt Latham	64	Morgan State	1984
Matt Latham	76	Yale	1983
Matt Latham	64	Yale	1983

Joe Markus	72	Northeastern	1982
Pete Rostosky	22	Rhode Island	1982
Pete Rostosky	5	Yale	1980
Reggie Eccleston	70	Yale	1979
Joe Markus	59	Maine	1979
Dave Jacobs	10	Navy	1975
Rich Hedgepeth	47	Rutgers	1975
Nick Giaquinto	66	Holy Cross	1975
Brian Herosian	45	Yale	1972
Bob Warren	30	Maine	1971
Nick Rossetti	0	Temple	1964
John Billingslea	65	Rhode Island	1964
John Thompson	96	Worcester Tech	1936



Jordan Younger finished his career with five return touchdowns: three punt returns, one kick return and one interception return.

MISCELLANEOUS RETURN TOUCHDOWN RECORDS

Players w/ Kick Return, Punt Return and Interception Return in Career

Jordan Younger, 1996-99

- kick return vs. Massachusetts (II) in 1998
- punt returns vs. Maine and Villanova in 1999 and Rhode Island in 1997
- interception return vs. Hofstra in 1998

Players w/ Kick Return and Punt Return in Career

Jordan Younger, 1996-99

- kick return vs. Massachusetts (II) in 1998
- punt returns vs. Maine and Villanova in 1999 and Rhode Island in 1997

Nick Giaquinto, 1975-76

- kick return vs. New Hampshire in 1975
- punt return vs. Holy Cross in 1975

Rich Hedgepeth, 1974-76

- kick return vs. Holy Cross in 1976
- punt return vs. Rutgers in 1975

Players w/ Punt Return and Interception Return in Career

Jordan Younger, 1996-99

- punt returns vs. Maine and Villanova in 1999 and Rhode Island in 1997
- interception return vs. Hofstra in 1998

Scott Daniels, 1984-87

- punt return vs. Massachusetts in 1986
- interception return vs. Massachusetts in 1987

John Billingslea, 1963-65

- punt return vs. Rhode Island in 1964
- interception return vs. Boston University in 1963

Players w/ Interception Return and Fumble Return in Career

Anthony Carter, 1996-99

- interception return vs. Massachusetts (II) in 1998
- fumble return vs. Rhode Island in 1997

Games w/ Multiple Return Touchdowns

vs. Massachusetts (II) in 1998- Younger (KR), DeLucia (FR), Carter (IR)
vs. Buffalo in 1997- DeLucia (FR), Waggoner (IR)
vs. Rhode Island in 1997- Carter (FR), Younger (PR)
vs. Yale in 1983- Latham (PR, 2), DuBose (KR)

Seasons w/ Most Return Touchdowns

1975- 6 (3 PR, 2 KR, 1 IR)
1998- 5 (2 IR, 2 KR, 1 FR)
1997- 5 (2 IR, 2 FR, 1 PR)
1999- 4 (3 PR, 1 FR)
1979- 4 (2 PR, 1 FR, 1 IR)

INDIVIDUAL OPPONENT RECORDS

Total Offense — Yards

- 1. 566 Tom Erhardt, Rhode Island, 1985
- 2. 537 Matt Nagy, Delaware, 1998
- 2. 499 Mickey Fein, Maine, 1997

Total Offense — Plays

- 1. 73 Chris Boden, Villanova, 1999
- 1. 73 Mickey Fein, Maine, 1997
- 3. 64 Mike Romo, Southern Methodist, 1989

All-Purpose Yards

- 1. 297 Marcel Shipp, Massachusetts, 1998
- 2. 246 Jerry Azumah, New Hampshire, 1998
- 3. 241 Alvin Porch, William & Mary, 1997

Rushing Yards

- 1. 257 Marcel Shipp, Massachusetts, 1998
- 2. 237 Curtis Keaton, James Madison, 1999
- 2. 234 Jerry Azumah, New Hampshire, 1998

Rushing Carries

- 1. 53 Jerry Azumah, New Hampshire, 1998
- 2. 47 L.J. McKanas, Northeastern, 2000
- 3. 40 Gregg Drew, Boston University, 1981

Rushing Touchdowns

- 1. 5 Curtis Keaton, James Madison, 1999
- 2. 4 Tony Hollings, Georgia Tech, 2002
- 2. 4 Dwone Hicks, Middle Tennessee, 2001
- 2. 4 Dwone Hicks, Middle Tennessee, 2000
- 2. 4 Tony Vinson, Towson State, 1993
- 2. 4 Garry Pearson, UMass, 1982
- 2. 4 Bill Burnham, New Hampshire, 1977

Passing Yards

- 1. 566 Tom Erhardt, Rhode Island, 1985
- 2. 556 Matt Nagy, Delaware, 1998
- 3. 522 Mickey Fein, Maine, 1997

Passing Attempts

- 1. 69 Chris Boden, Villanova, 1999
- 2. 64 Mike Romo, Southern Methodist, 1989
- 3. 61 Mickey Fein, Maine, 1997

Passing Completions

- 1. 43 Chris Boden, Villanova, 1999
- 2. 40 Tom Erhardt, Rhode Island, 1985
- 3. 38 Mickey Fein, Maine, 1997

Touchdown Passes

- 1. 8 Tom Erhardt, Rhode Island, 1985
- 2. 5 Mickey Fein, Maine, 1997
- 2. 5 Glenn Kempa, Lehigh, 1991

Interceptions Thrown

- 1. 6 Greg Farland, Rhode Island, 1986
- 2. 5 Dave Wienke, Rhode Island, 1983
- 2. 5 Dave Palazzi, Massachusetts, 1988
- 2. 5 Tony Squitieri, Rhode Island, 1992

Pass Receptions

- 1. 16 Brian Forster, Rhode Island, 1985
- 1. 16 Brian Finneran, Villanova, 1996

- 3. 15 Eddie Conti, Delaware, 1998

Receiving Yards

- 1. 354 Eddie Conti, Delaware, 1998
- 2. 205 Brian Forster, Rhode Island, 1985
- 3. 204 Dameon Reilly, Rhode Island, 1985

Touchdown Catches

- 1. 4 Brian Forster, Rhode Island, 1985
- 1. 4 Dameon Reilly, Rhode Island, 1985
- 3. 3 Dameon Reilly, Rhode Island, 1984

Punt Returns (since 1992)

- 1. 5 David Sofran, Northeastern, 1998
- 1. 5 Jeff Yeakel, Hofstra, 1997
- 3. 4 10 Players Tied

Punt Return Yards (since 1992)

- 1. 89 Sean Dillard, Temple, 2001
- 2. 67 Kory Blackwell, Massachusetts, 1996
- 3. 51 Arnold Jackson, Louisville, 2000
- 4. 46 Jeff Yeakel, Hofstra, 1997

Kickoff Returns (since 1992)

- 1. 7 Brian Merritt, Rhode Island, 1992
- 1. 7 John Allen, James Madison, 1993
- 1. 7 Tony Szydlowski, Maine, 1993

Kickoff Return Yards (since 1992)

- 1. 162 Brian Merritt, Rhode Island, 1992
- 2. 155 John Allen, James Madison, 1993
- 3. 116 Tony Szydlowski, Maine, 1993

Punts (since 1992)

- 1. 11 Scott McMahan, Buffalo, 2002
- 2. 9 John Skaggs, Navy, 2002
- 2. 9 Mike Muracyzk, Yale, 1997
- 2. 9 Thebarge, Maine, 1995

Punting Yards (since 1992)

- 1. 463 Scott McMahon, Buffalo, 2002
- 2. 390 Thebarge, Maine, 1995
- 3. 369 Brad Costello, Boston University, 1996

Field Goals Made (since 1992)

- 1. 4 Dave Ettinger, Hofstra, 1997
- 1. 4 Brandon Hanes, Northeastern, 1996
- 1. 4 Jim Richter, Furman, 1993

Extra Points Made (since 1992)

- 1. 8 Cap Poklemba, Temple, 2001
- 1. 8 Mike Griffin, Rhode Island, 1985
- 2. 7 Mark Drozik, Delaware, 1991
- 2. 7 Muczynski, Navy, 1975

Most Touchdowns

- 1. 5 Curtis Keaton, James Madison, 1999
- 2. 4 Tony Hollings, Georgia Tech, 2002
- 2. 4 Dwone Hicks, Middle Tennessee, 2001
- 2. 4 Dwone Hicks, Middle Tennessee, 2000
- 2. 4 Tony Vinson, Towson State, 1993
- 2. 4 Garry Pearson, UMass, 1982
- 2. 4 Bill Burnham, New Hampshire, 1977
- 2. 4 Brian Forster, Rhode Island, 1985
- 2. 4 Dameon Reilly, Rhode Island, 1985

TEAM OPPONENT RECORDS

POINTS SCORED

- 69 Holy Cross 1919
- 66 Middle Tennessee 2000
- 65 Trinity 1909
- 62 Massachusetts 1999
- 59 Delaware 1998
- 56 Temple 2001
- 56 Hofstra 1999
- 56 Rhode Island 1985
- 56 Wesleyan 1911
- 55 Boston College 2000
- 55 Navy 1975
- 52 Virginia Tech 2001
- 52 Georgia Southern 1998
- 51 Rhode Island 1909
- 51 Boston College 1928

TOUCHDOWNS

- 9 Middle Tennessee 2000
- 9 Delaware 1998

PAT (KICK)

- 8 Temple 2001
- 8 Massachusetts 1999
- 8 Rhode Island 1985

PLAYS RUN ON OFFENSE

- 115 Buffalo 1997

YARDS ON OFFENSE

- 732 Delaware 1998

PASSING YARDS

- 584 Delaware 1998

RUSHING CARRIES

- 83 Massachusetts 1981

RUSHING YARDS

- 530 Georgia Southern 1998
- 408 James Madison 1999
- 392 Delaware 1990
- 367 Delaware 1991
- 361 Boston College 2000

RUSHING TOUCHDOWNS

- 7 Middle Tennessee 2000
- 7 Georgia Southern 1998

PUNT RETURN YARDS

- 121 Iowa State 2002
- 89 Temple 2001

KICKOFF RETURNS

- 9 Central Connecticut 1995
- Yale 1998

KICKOFF RETURN YARDS

- 202 Yale 1995

SINGLE-GAME TEAM RECORDS



PREVIEW

COACHES

SEASON IN REVIEW

OPPONENTS

HISTORY

PLAYER REGISTRY

RECORDS

UNIVERSITY

MEDIA

POINTS SCORED		
#	Opponent	Year
125	Newport NTS	1949
76	Norwich	1937
71	Massachusetts	1956
68	Cooper Union	1926
65	Wesleyan	1908
63	Kent State	2002
63	Yale	1998
63	St. Stephens	1920
61	Florida Atlantic	2002
56	Rhode Island	1980
55	Buffalo	1997
55	American Int'l	1958
54	Central Connecticut	1995
54	Boston University	1945
53	Maine	1945

TOUCHDOWNS		
11	Norwich	1937

PAT (KICK)		
9	Kent State	2002
9	Yale	1998

PAT (RUN)		
4	American Int'l	1958

PAT (PASS)		
2	American Int'l	1958

FIELD GOALS		
4	Yale	1995
4	New Hampshire	1986
4	New Hampshire	1982
4	Northeastern	1966

POINTS ALLOWED		
69	Holy Cross	1919
66	Middle Tennessee	2000
65	Trinity	1909
62	Massachusetts	1999
59	Delaware	1998
56	Temple	2001
56	Hofstra	1999
56	Rhode Island	1985
56	Wesleyan	1911
55	Boston College	2000
55	Navy	1975
52	Virginia Tech	2001
52	Georgia Southern	1998

PLAYS RUN ON OFFENSE		
103	Boston University	1988
100	Rhode Island	1991
99	Colgate	1983
98	Bucknell	1980
98	Maine	1978
97	New Hampshire	1981
91	Villanova	1992
91	Rhode Island	1989
91	Yale	1989
90	Boston University	1992
90	Boston University	1989
89	Rhode Island	1992
88	Rhode Island	1987

YARDS ON OFFENSE		
618	Yale	1995
599	Boston University	1997
579	Rhode Island	1992

569	Yale	1991
567	Rhode Island	1987
555	Yale	1990
554	Yale	1998
549	Massachusetts	1998
530	Bucknell	1980
524	Boston University	1976
523	Rhode Island	1985
520	Richmond	1990
514	Rhode Island	1980
512	New Hampshire	1991

RUSHING CARRIES		
80	Maine	1978
72	Bucknell	1980
67	Vermont	1974
66	Holy Cross	1978
65	Rhode Island	1995
65	Yale	1973
64	Rhode Island	1978
63	New Hampshire	1995
63	Northeastern	1978
63	Northeastern	1980
62	Boston University	1982
61	Rhode Island	1983
61	New Hampshire	1974
60	5 times	

RUSHING YARDS		
437	Massachusetts	1956
394	Yale	1995
385	Rhode Island	1992
359	Yale	1973
351	Boston University	1995
339	Yale	1992
330	Richmond	1993
328	Boston University	1975
320	Rhode Island	1978
317	Boston University	1997
311	Maine	1981
309	Holy Cross	1976
305	Yale	1984

RUSHING TOUCHDOWNS		
10	Norwich	1937
6	James Madison	1993
6	Boston University	1976
6	Boston University	1975
5	Central Connecticut	1995
5	Rhode Island	1993
5	New Hampshire	1974

PASSING ATTEMPTS		
67	Rhode Island	1991
58	James Madison	1999
56	New Hampshire	1999
54	Louisville	2000
53	Northeastern	1988
52	Delaware	1990
51	Cincinnati	2001
51	Utah State	2001
51	Delaware	1991
51	Rhode Island	1988
49	Eastern Michigan	2000
48	Boston University	1988
48	Colgate	1983
47	New Hampshire	1985
46	Middle Tennessee	2000
46	New Hampshire	1998
46	New Hampshire	1996
46	Boston University	1992

46	North Carolina	1990
46	Villanova	1989
46	Delaware State	1985
46	New Hampshire	1981

PASSING COMPLETIONS		
37	James Madison	1999
37	Delaware	1991
36	Rhode Island	1991
33	Northeastern	1988
32	Delaware	1990
31	Villanova	1990
30	Rhode Island	1988
30	Boston University	1988
29	Navy	2002
28	Maine	1990
27	Cincinnati	2001
27	Louisville	2000
27	Boston University	1992

PASSING YARDS		
433	New Hampshire	1991
413	Massachusetts	1998
402	Yale	1991
396	Yale	1998
389	Rhode Island	1991
382	Cincinnati	2001
371	Yale	1990
368	Boston University	1992
360	William & Mary	1998
353	Delaware State	1985
347	Lehigh	1985
344	Maine	1990
343	Rhode Island	1985

PASSING TOUCHDOWNS		
6	Yale	1998
5	Rhode Island	1980

INTERCEPTIONS THROWN		
6	Lehigh	1982
6	UMass	1982

PUNT RETURNS		
11	Maine	1971

PUNT RETURN YARDS		
142	Maine	1979

KICKOFF RETURNS		
9	New Hampshire	1999
9	Navy	1975
9	Baldwin-Wallace	1969
9	Brown	1949

KICKOFF RETURN YARDS		
220	Baldwin-Wallace	1969

PUNTS		
15	Harvard	1946

PUNTING YARDS		
518	Harvard	1946

FIRST DOWNS		
37	Yale	1998
31	New Hampshire	1996
30	Yale	1995
30	Rhode Island	1991
30	Maine	1990
30	Rhode Island	1985

FIRST DOWNS — RUSHING		
27	Rhode Island	1958

FIRST DOWNS — PASSING		
21	Rhode Island	1991

FIRST DOWNS — PENALTY		
8	New Hampshire	1996
6	Yale	1998

PENALTIES		
15	Rhode Island	1968

PENALTY YARDS		
261	Rhode Island	1968

TOTAL FUMBLES		
10	Ohio Wesleyan	1949

FUMBLES LOST		
6	Massachusetts	1961

DEFENSE		
---------	--	--

LEAST RUSHING YARDS ALLOWED		
-12	Florida Atlantic	2002
-8	Yale	1984
-7	New Hampshire	1962
-4	Buffalo	1996
5	Rhode Island	1985
5	Rhode Island	1970
6	Buffalo	1999
8	Maine	1974

LEAST PASSING YARDS ALLOWED		
0	Yale	1964

LEAST TOTAL YARDS ALLOWED		
-15	Maine	1978

LEAST FIRST DOWNS ALLOWED		
3	Navy	2002
4	Yale	1984
4	Maine	1978

UCONN INTERCEPTIONS		
6	Rhode Island	1992
6	Rhode Island	1986
5	Rhode Island	1983
5	William & Mary	1970
5	Baldwin-Wallace	1969
5	American Int'l	1959
5	American Int'l	1958
5	Coast Guard	1946

INTERCEPTION RETURN YARDS		
111	Rhode Island	1962

INTERCEPTION RETURNS FOR TOUCHDOWNS		
2	Massachusetts	1956
2	Norwich	1924

LONGEST GAME (# of overtimes)		
6	Villanova	1989

(tied for Yankee Conference and Division I-AA all-time record)



SINGLE-SEASON TEAM RECORDS

PREVIEW
COACHES
SEASON IN REVIEW
OPPONENTS
HISTORY
PLAYER REGISTRY
RECORDS
UNIVERSITY
MEDIA

WINS-LOSSES

Most Wins in Season

1998 — 10
1995 — 8
1989 — 8
1986 — 8
1973 — 8
1901 — 8

Fewest Wins

1932 — 0

Most Losses

1977 — 10

Fewest Losses

1924 — 0

Winning Percentage

1924 — 6-0-2 .875
1945 — 7-1-0 .875
1944 — 7-1-0 .875
1926 — 7-1-0 .875
1901 — 8-2-0 .800
1936 — 7-2-0 .778
1973 — 8-2-1 .773
1998 — 10-3-0 .769
1942 — 6-2-0 .750
1995 — 8-3-0 .727
1989 — 8-3-0 .727
1986 — 8-3-0 .727

TOTAL OFFENSE

Total Plays

1998 — 916
1988 — 865
2002 — 842
1990 — 837
1991 — 836
1989 — 832
1987 — 827
1992 — 816
1981 — 802
1995 — 799
1984 — 794
1973 — 786

Net Yards

1998 — 5514
1991 — 4659
1997 — 4614
1988 — 4606
1990 — 4534
1989 — 4478
1995 — 4469
1987 — 4431
1981 — 4394
2002 — 4310
1992 — 4015
1993 — 3968

RUSHING Carries

1978 — 594
1995 — 582
1973 — 579
1957 — 566
1982 — 564
1958 — 544

1983 — 540
1968 — 530
1956 — 518
1976 — 510

Net Yards

1995 — 2529
1958 — 2314
1968 — 2273
1956 — 2181
1987 — 2121
1976 — 2112
1992 — 2085
1960 — 2004
1993 — 2001
1973 — 1988

Touchdowns

1998 — 26
1993 — 26
1997 — 25
2002 — 22
1988 — 22
1995 — 21
1989 — 21
1987 — 21
1968 — 20
1992 — 19
1981 — 18
1976 — 18

PASSING Attempts

1991 — 465
2000 — 437
1998 — 425
1990 — 422
1988 — 412
2002 — 392
2001 — 376
1989 — 369
1999 — 368
1970 — 347
1986 — 338
1987 — 332
1992 — 321
1985 — 318
1981 — 316

Completions

1991 — 269
1990 — 265
1988 — 251
1998 — 238
2000 — 237
2002 — 232
1989 — 217
1987 — 198
1986 — 193
1999 — 190
2001 — 169
1997 — 169
1992 — 166
1981 — 165
1985 — 162

Percent Completed

1990 — .628
1988 — .609
1987 — .596

2002 — .592
1989 — .588
1993 — .580
1991 — .578
1986 — .571
1998 — .560
1963 — .557
1997 — .549
1995 — .544

Had Intercepted

1982 — 25
1981 — 22
1970 — 22
1985 — 21
1969 — 21
1953 — 21
1949 — 21
1991 — 21
1999 — 19
1977 — 18
1976 — 18
1964 — 18

Yards

1998 — 3591
1991 — 3316
1990 — 3161
2000 — 2879
1997 — 2871
1988 — 2839
2002 — 2671
1989 — 2524
1981 — 2507
1996 — 2359
1987 — 2310
1986 — 2271
1970 — 2185

TD Passes

1998 — 32
1990 — 27
1997 — 23
2002 — 21
1991 — 21
1996 — 18
1988 — 18
1987 — 18
1981 — 18
2000 — 17
1989 — 17
1980 — 17
1999 — 16
1970 — 16

PUNTING Number

1975 — 85
1983 — 84
2001 — 83
1979 — 82
2002 — 79
1984 — 79
1978 — 74
1977 — 74
1971 — 73
1982 — 70
1992 — 68
1973 — 68

Average — Punt

1999 — 40.4
1998 — 40.2
1988 — 40.1
1996 — 39.8
1994 — 39.7
1980 — 39.4
2000 — 39.3
2002 — 38.8
2001 — 38.6
1967 — 38.1
1995 — 37.7
1985 — 37.6
1989 — 37.5
1968 — 37.5
1965 — 37.5

Yards

2001 — 3200
1983 — 3115
2002 — 3064
1975 — 2965
1979 — 2725
1999 — 2709
1977 — 2627
1984 — 2625
1982 — 2570
1978 — 2560
1971 — 2559

PUNT RETURNS

*from 1961 Number

1985 — 43
1986 — 40
1971 — 40
1968 — 39
2002 — 38
1980 — 37
1988 — 36
1981 — 36
1967 — 35
1969 — 34
1982 — 33

Yards

1985 — 390
1986 — 380
1980 — 369
1982 — 344
1992 — 336
1975 — 333
1995 — 321
1979 — 320
1981 — 301
1999 — 298
1970 — 284

KICKOFF RETURNS

*from 1961 Number

1998 — 63
2001 — 53
1991 — 53
2000 — 51
1999 — 51
1976 — 50
1990 — 49
1987 — 48
1975 — 47

SINGLE-SEASON TEAM RECORDS



PREVIEW

COACHES

SEASON IN REVIEW

OPPONENTS

HISTORY

PLAYER REGISTRY

RECORDS

UNIVERSITY

MEDIA

1994 — 45
1981 — 45
1992 — 44
1977 — 44

Yards

1998 — 1395
1975 — 1074
2001 — 1056
1991 — 1024
1976 — 947
2000 — 943
1987 — 942
1990 — 907
1999 — 902
1994 — 889
1977 — 863
1981 — 861
1992 — 860
1968 — 849

INTERCEPTIONS

*from 1955

Number

1992 — 25
2002 — 20
1987 — 20
1983 — 20
1998 — 19
1986 — 19
1978 — 19
1973 — 19
1970 — 19
1958 — 19
1982 — 17

Yards

1958 — 420
2002 — 368
1956 — 321
1978 — 313
1973 — 298
1997 — 281
1992 — 278
1962 — 266
1970 — 233
1955 — 207
1998 — 201
1969 — 195

FUMBLES

*from 1961

Number

1978 — 42
1987 — 40
1990 — 36
1981 — 34
1976 — 34
1972 — 34
1986 — 32
1982 — 32
1974 — 32
1966 — 32

Fumbles lost

1978 — 30
1976 — 22
1987 — 21
1972 — 21
1974 — 19

1981 — 18
1983 — 17
1977 — 17
1970 — 17
1961 — 17

FIRST DOWNS

*from 1980

Total

1998 — 294
1995 — 248
1989 — 248
1988 — 247
1990 — 245
1991 — 240
2002 — 231
1981 — 230
1987 — 229
1997 — 225
2000 — 224
1992 — 217
1993 — 202

Rushing

1995 — 150
1998 — 121
1992 — 117
1988 — 110
1982 — 109
1981 — 108
1987 — 107
1989 — 101
1978 — 101
1993 — 100
1997 — 97
1984 — 97

Passing

1991 — 156
1990 — 154
1998 — 152
2000 — 131
1988 — 126
1989 — 120
2002 — 117
1997 — 113
1987 — 108
1981 — 108
1986 — 101
1999 — 99
1992 — 89
1985 — 89

Penalty

2001 — 28
2000 — 27
1989 — 27
2002 — 22
1998 — 21
1995 — 21
1996 — 20
1993 — 18
1999 — 17
1990 — 17
1983 — 16
1997 — 15
1987 — 14
1986 — 14
1981 — 14

PENALTIES

*from 1968

Number

1987 — 94
1990 — 86
1992 — 85
1989 — 85
1984 — 84
2000 — 83
1988 — 83
1998 — 76
2002 — 75
2001 — 75
1991 — 74
1981 — 67
1999 — 66
1995 — 65

Yards Penalized

1987 — 869
1990 — 814
1989 — 799
1991 — 742
1988 — 736
1984 — 726
2000 — 681
1992 — 666
1998 — 658
2001 — 650
2002 — 599
1968 — 575
1981 — 571
1970 — 571

POINTS

Points Scored

1998 — 461
1997 — 398
2002 — 373
1990 — 308
1988 — 298
1989 — 297
1987 — 291
1981 — 291
1958 — 281
1995 — 279
1993 — 261
1980 — 259
1999 — 255
1992 — 254

Points Allowed

1998 — 413
2001 — 370
1999 — 383
2000 — 368
1991 — 340
1977 — 290
1990 — 281
1954 — 276
2002 — 270
1994 — 264
1981 — 255
1989 — 252
1997 — 246
1976 — 246

Fewest Points Scored

1955 — 68
1950 — 82

1977 — 84
1963 — 91
1966 — 92
1954 — 92
1962 — 97
1964 — 99
1965 — 100
1971 — 107

Fewest Points Allowed

1956 — 100
1951 — 102
1955 — 105
1959 — 111
1963 — 113
1965 — 116
1957 — 121
1964 — 123
1960 — 123
1958 — 134
1950 — 134

Most TDs

1998 — 63
1997 — 53
2002 — 48
1990 — 42
1989 — 40
1988 — 40
1987 — 40
1958 — 39
1956 — 37
1981 — 36
1999 — 35
1993 — 34
1995 — 33
1992 — 33
1970 — 33

Most PAT (kick)

1998 — 56
2002 — 48
1997 — 45
1990 — 36
1988 — 35
1989 — 34
1987 — 32
1981 — 31
1993 — 28
1980 — 28
1995 — 27
1999 — 26
1996 — 26
1992 — 26

Most Run Conversions (PATs)

1958 — 15
1959 — 11
1960 — 5
1968 — 3
1966 — 3
1961 — 3

TEAM HIGHS

Points (Game)

- 63 vs. Kent State, 11/9/02
- 61 vs. Florida Atlantic, 11/2/02
- 38 Twice, last at Navy, 11/16/02

Points (Half)

- 49 vs. Kent State, 11/9/02 (1st half)
- 42 vs. Florida Atlantic, 11/2/02 (1st half)
- 31 at Navy, 11/16/02 (1st half)

Points (Quarter)

- 28 vs. Kent State, 11/9/02 (2nd quarter)
- 24 vs. Ohio, 9/21/02 (4th quarter)
- 21 Three times, last vs. Kent State, 11/9/02 (1st quarter)

Touchdowns

- 9 vs. Kent State, 11/9/02
- 8 vs. Florida Atlantic, 11/2/02
- 5 Twice, last at Navy, 11/16/02

Field Goals

- 3 at Iowa State, 11/23/02
- 3 vs. Ohio, 9/21/02
- 2 Seven times, last at Middle Tennessee, 11/17/01

Field Goal Attempts

- 3 Nine times, last at Iowa State, 11/23/02

Total Plays

- 84 at Navy, 11/16/02
- 81 at Louisville, 9/30/00
- 80 at South Florida, 10/13/01

Total Offense

- 509 at Navy, 11/16/02
- 496 vs. Florida Atlantic, 11/2/02
- 429 at Buffalo 9/14/02

First Downs

- 28 at Navy, 11/16/02
- 25 at Akron, 10/21/00
- 24 Twice, last at Iowa State, 11/23/02

Rushing Attempts:

- 49 at Navy, 11/16/02
- 49 vs. Florida Atlantic, 11/2/02
- 47 at Buffalo, 9/14/02

Rushing Yards:

- 237 at Navy, 11/16/02
- 233 at Iowa State, 11/23/02
- 214 vs. Florida Atlantic, 11/2/02

Rushing Touchdowns:

- 4 vs. Kent State, 11/9/02
- 4 vs. Florida Atlantic, 11/2/02
- 4 at Akron, 10/21/00

Passing Attempts:

- 54 at Louisville, 9/30/00
- 51 vs. Utah State, 11/10/01
- 51 at Cincinnati, 11/3/01

Completions:

- 29 at Navy, 11/16/02
- 27 at Cincinnati, 11/3/01
- 27 at Louisville, 9/30/00

Passing Yards:

- 382 at Cincinnati, 11/3/01
- 340 at Eastern Michigan, 9/2/00
- 327 vs. Colgate, 9/9/00

TD Passes:

- 4 vs. Northeastern, 9/23/00
- 3 Seven times, last at Iowa State, 11/23/02

Interceptions Thrown:

- 4 vs. Middle Tennessee, 11/4/00
- 3 Three times, last vs. Utah State, 11/10/01

Penalties:

- 12 at Boston College, 8/31/02
- 12 at South Florida, 10/13/01
- 11 Three times, last vs. Utah State, 11/10/01

Penalty Yards:

- 121 at South Florida, 10/13/01
- 106 vs. Rhode Island, 11/11/00
- 94 at Ball State, 11/18/00

Punts:

- 11 at Temple, 11/24/01
- 9 at Louisville, 9/30/00
- 9 at Cincinnati, 11/3/01

Turnovers Lost:

- 5 at Cincinnati, 11/3/01
- 5 vs. Middle Tennessee, 11/4/00
- 4 vs. Temple, 10/19/02
- 4 vs. Utah State, 11/10/01

Passes Intercepted:

- 4 at Iowa State, 11/23/02
- 3 vs. Kent State, 11/9/02
- 3 vs. Temple, 10/19/02

TEAM LOWS

Points (Game):

- 0 at Ball State, 11/18/00
- 3 at Boston College, 10/7/00
- 5 at Ball State, 10/27/01

Points (Half):

- 0 Eight times, last at Miami, 10/5/02 (1st half)

DIVISION I-A RECORDS



PREVIEW

COACHES

SEASON IN REVIEW

OPPONENTS

HISTORY

PLAYER REGISTRY

RECORDS

UNIVERSITY

MEDIA

Total Plays:

1. 55 vs. Kent State, 11/9/02
2. 56 at Virginia Tech, 9/1/01
3. 57 Twice, last at Vanderbilt, 10/26/02

Total Offense:

1. 113 at Temple, 11/24/01
2. 184 at Virginia Tech, 9/1/01
3. 190 at Miami, 10/5/02

First Downs:

1. 7 at Temple, 11/24/01
2. 10 at Virginia Tech, 9/1/01
3. 11 vs. Buffalo, 9/22/01

Rushing Attempts:

1. 22 at Vanderbilt, 10/26/02
22 vs. Northeastern, 9/23/00
3. 25 Twice, last at Cincinnati, 11/3/01

Rushing Yards:

1. 23 vs. Temple, 10/19/02
2. 28 at Cincinnati, 11/3/01
28 at Louisville, 9/30/00

Passing Attempts:

1. 21 vs. Eastern Washington, 9/8/01
2. 22 vs. Kent State, 11/9/02
22 vs. Buffalo, 9/22/01

Completions:

1. 7 vs. Buffalo, 9/22/01
2. 9 vs. Eastern Washington, 9/8/01
3. 10 at Virginia Tech, 9/1/01

Passing Yards:

1. 90 at Temple, 11/24/01
2. 100 at Miami, 10/5/02
3. 102 at Middle Tennessee, 11/17/01

Penalties:

1. 2 vs. Kent State, 11/9/02
2 at Ball State, 10/27/01
2 at Boston College, 10/7/00

Penalty Yards:

1. 10 vs. Kent State, 11/9/02
10 at Ball State, 10/27/01
3. 20 Three times, last vs. South Florida, 10/28/00

Punts:

1. 3 vs. South Florida, 10/28/00
3 vs. Northeastern, 9/23/00
3. 4 Five times, last at Navy, 11/16/02

INDIVIDUAL HIGHS

Touchdowns:

1. 4 Terry Caulley vs. Kent State, 11/9/02
2. 3 Three times, last by Terry Caulley vs. Florida Atlantic, 11/2/02

Field Goals:

1. 3 Marc Hickok at Iowa State, 11/23/02
3 Marc Hickok vs. Ohio, 9/21/02
3. 2 Seven times, last by Marc Hickok at Middle Tennessee, 11/17/01

Field Goal Attempts:

1. 3 Nine times, last by Marc Hickok at Iowa State, 11/23/02

Rushing Attempts:

1. 32 Terry Caulley at Iowa State, 11/23/02
32 Terry Caulley at Navy, 11/16/02
3. 29 Taber Small at Buffalo, 9/16/00

Rushing Yards:

1. 191 Terry Caulley at Iowa State, 11/23/02
2. 174 Terry Caulley vs. Kent State, 11/9/02
3. 157 Terry Caulley at Navy, 11/16/02

Rushing Touchdowns:

1. 3 Six times, last by Terry Caulley vs. Kent State, 11/9/02

Passing Attempts:

1. 54 Ryan Tracey at Louisville, 9/30/00
2. 51 Dan Orlovsky vs. Utah State, 11/10/01
3. 50 Dan Orlovsky at Cincinnati, 11/3/01

Completions:

1. 29 Dan Orlovsky at Navy, 11/16/02
2. 27 Dan Orlovsky at Cincinnati, 11/3/01
27 Ryan Tracey at Louisville, 9/30/00

Passing Yards:

1. 382 Dan Orlovsky at Cincinnati, 11/3/01
2. 340 Ryan Tracey at Eastern Michigan, 9/2/00
3. 327 Ryan Tracey vs. Colgate, 9/9/00

Touchdown Passes:

1. 4 Ryan Tracey vs. Northeastern, 9/23/00
2. 3 Six times, last by Dan Orlovsky at Iowa State, 11/23/02

Interceptions Thrown:

1. 3 Dan Orlovsky vs. Utah State, 11/10/01
2. 2 Eleven times, last by Dan Orlovsky at Vanderbilt, 10/26/02

Punts:

1. 11 Adam Coles at Temple, 11/24/01
2. 9 Adam Coles at Cincinnati, 11/3/01
9 Adam Coles at Louisville, 9/30/00

Passes Intercepted:

1. 2 Maurice Lloyd at Iowa State, 11/23/02