


UNIVERSITY OF CENTRAL MISSOURI MULES BASEBALL RECORD BOOK





Crane Stadium / Tompkins Field has served as host site for numerous MIAA and NCAA Division II Regional Tournaments.

In the spring of 1998 Central Missouri enjoyed the completion of an outstanding baseball facility to go with its already outstanding baseball program – James R. Crane Stadium at Robert N. Tompkins Field.

A \$1.2 million construction project, funded primarily by Crane, added a locker room and coaches' offices for the Mules, an umpires dressing room, new dugouts, permanent seats, a concession stand, a press box and lights to the already existing playing field.

In the fall of 2004, a new facility was added to include indoor batting cages and bullpens, a weight room, storage facility, and umpires dressing room. Following that in 2006, permanent seat back chairs were installed for the fans. All of this was funded by Crane. In the summer of 2013, the stadium received another upgrade with a new grass playing surface being installed.

In the fall of 2015, a \$1.1 million project to outfit the stadium with a synthetic turf playing surface was funded primarily by Crane. The project, which includes synthetic turf from AstroTurf, was completed in time for the Mules' 2016 home-opener. The field was officially dedicated at the 2016 home opener on Friday, March 4, a 2-1 UCM win over Pittsburg State.

In the fall of 2021, the \$2.1 million Crane Stadium Expansion Project was completed with a lead gift from Crane and a significant contribution from the Sunderland Foundation. The project was headlined by the addition of a 44-locker clubhouse that was designed to mirror a major league clubhouse. The project also brought permanent fan seating to the first base side and replaced the chair backs on the third base side. Finally, the entryway into Crane Stadium was redone with fan seating, new flagpoles to display the Mules' national title flags, and new fencing.

On January 21, 1998, Central Missouri's Board of Governors approved the naming of the facility, formerly known as Mules' Field, in honor of Crane and Tompkins.

Official dedication ceremonies were held on May 2, 1998. The facility was showcased in the October 1998 issue of Athletics Administration magazine.

The first night game played under the new lights took place on March 25, 1998, with the Mules beating Benedictine College 21-6. On the May 2 dedication day, the Mules swept a doubleheader from Truman State University, 14-2 and 10-4, in the first round of the MIAA Playoffs. The 1998 MIAA Postseason Tournament and the NCAA Central Regional Tournament were also played here, with the Mules winning both events.

Tompkins, who died in July, 1996, at the age of 55, was the Mules' baseball coach from 1965 through 1980. He designed the facility prior to its original construction in 1975. As coach, he compiled a 248-164-1 record (.602 winning percentage). His teams won MIAA championships in 1966, 1971 and 1974, went to the NCAA tournament in 1971 and 1974, and placed fourth at the 1974 NCAA Championship. He was voted MIAA Coach of the Year in 1974. Prior to becoming the Mules' head coach, Tompkins had been a three-year letterman for the Mules as a pitcher.

His 1974 team was inducted into the Central Missouri Athletic Hall of Fame in 1994 and he was inducted posthumously in 2002.

Crane, who played for the Mules from 1973 through 1976, provided the lead gift for the additions to the facility. A 1997 Central Missouri and 2012 MIAA Hall of Fame inductee, Crane was a standout pitcher during his career under Tompkins. He had a four-year record of 21-8 with an earned run average of 2.42. He was an honorable mention All-American and first-team All-MIAA selection in 1974 and 1975. In the Mules' baseball record book, he ranks first in complete games (23), career shutouts (7), fifth in career strikeouts (215), and is in the top 15 in career wins (21) and career earned run average (2.42). He still holds the Mules' single-game strikeout record with 18 against Ohio Northern in a 2-0 Mules win in the 1974 College Division World Series. In his last game as a Mule, he pitched a 1-0 shutout vs. Lincoln on May 8, 1976, at this site. Crane is a graduate of Lutheran North High School in St. Louis and in November of 2011 became the fifth owner of the Houston Astros Major League Baseball franchise.

This field, which seats approximately 1,500, has been the site of NCAA Division II Regionals in 1989, 1994, 1995, 1998, 1999, 2000, 2001, 2002, 2003, 2004, 2005, 2007, 2009, 2010, 2012, 2019, 2021 and 2022, as well as MIAA Tournaments in 1986, 1992, 1994, 1998, 1999, 2000, 2001, 2002, 2003, 2004, 2005, 2007, 2014, 2015, 2018 and 2021. The field's dimensions are 330 feet down each foul line, 375 feet to left center and right center, and 400 feet to center field. In 48 seasons at this site, the Mules' record is 929-177-1 (.840).



In the fall of 2004, a new facility was added to include indoor batting cages and bullpens, a weight room, storage facility, and umpires dressing room. This facility also was funded by former Mules baseball legend Jim Crane.





While this site originally was under construction in 1975, the Mules played their home games at Warrensburg's Grover Park. Prior to 1975, the Mules had played at a site where the Multipurpose Building and its surrounding parking lots now are located, as well as at Grover Park.

The first game played at this site was on March 22, 1976 vs. Kansas State University. The Mules won the first game of a doubleheader 2-1, while the Wildcats won game two 7-4.



The press box, which is heated and air conditioned, has two separate booths for radio in addition to the press area in the center.

Central Missouri's baseball weight room and indoor batting cages ensure the Mules can train year round to maintain a competitive edge.

The Mules at their Present Site

1976.....	8-7	1989.....	17-6	2002.....	37-1	2015.....	15-5
1977.....	7-4	1990.....	16-4	2003.....	26-3	2016.....	19-3
1978.....	10-3	1991.....	20-4	2004.....	26-5	2017.....	14-4
1979.....	10-4	1992.....	19-7	2005.....	37-2	2018.....	24-4
1980.....	11-1	1993.....	10-1-1	2006.....	26-4	2019.....	21-4
1981.....	18-1	1994.....	34-3	2007.....	29-5	2020.....	13-2
1982.....	9-2	1995.....	24-2	2008.....	18-5	2021.....	22-3
1983.....	1-5	1996.....	22-1	2009.....	23-9	2022.....	25-3
1984.....	4-3	1997.....	17-4	2010.....	20-3	2023.....	30-7
1985.....	12-3	1998.....	22-2	2011.....	23-3	2024.....	29-4
1986.....	19-7	1999.....	27-4	2012.....	20-5	Totals-.....	.949-184-1 (.837)
1987.....	12-4	2000.....	32-4	2013.....	9-2		
1988.....	18-5	2001.....	29-1	2014.....	18-5		



Head Coach Kyle Crookes



Kyle Crookes enters his 11th season as head coach of Mules Baseball in 2025 and his 13th season overall with the program after serving his first two seasons as the team's top assistant.

He has compiled a 398-133 overall record in 10 seasons, including a 253-70 mark in MIAA play. He has led the Mules to six MIAA Regular Season and six MIAA Tournament championships, and four NCAA Central Region crowns. In 2021, Crookes led the Mules to a runner-up finish at the 2021 NCAA-II College World Series.

Last season, in 2024, Crookes helped lead the Mules to a MIAA Regular Season and NCAA-II Central Regional Championship as UCM compiled an overall record of 52-10 and a conference mark of 29-4. The Mules advanced to the College World Series for the 20th time in program history. UCM hit a single-season

record 126 homers and 38 triples and stole a season-record 197 bases. The 38 triples, 126 home runs and 197 stolen bases are also MIAA records. In addition, Central Missouri compiled program and MIAA single-season records for RBIs (605), runs (662) and total bases (1,344).

Outfielder Brennen van Breusegen was named the MIAA Player of the Year and was a consensus First Team All-American while fellow outfielder Carter Young and pitcher Conner Wolf also earned All-America accolades from various Division II baseball organizations. In addition, Wolf was the MIAA and D2CCA Central Region Pitcher of the Year.

Van Breusegen, Young and designated hitter Vance Tobol all earned College Sports Communicators Academic All-American honors for their successes both on the field and in the classroom.

In 2023, the Mules compiled an overall mark of 43-15 and went 27-6 in the MIAA. UCM captured both the MIAA Regular Season and Postseason Tournament Titles and hosted the NCAA-II Central Regional. Central Missouri advanced to the regional title game before dropping an 8-6 decision to Augustana (S.D.). Crookes earned both NCBWA Central Region and MIAA Coach of the Year honors -- the third MIAA Coach of the Year accolade of his career -- while 13 Mules garnered All-MIAA accolades. Closer JD McReynolds and outfielders Carter Young and Vance Tobol earned All-American recognition. Young, McReynolds, Tobol, starting pitcher Conner Wolf and infielder Jack Schark all garnered All-Region honors. In addition, UCM had five student-athletes earn College Sports Communicators Academic All-District accolades, including Jacob Beauchamp, Chase Heath, Schark, Cole Schroeder and Brennen van Breusegen.

In 2022, Central Missouri posted an overall record of 46-9 and a MIAA tally of 30-3 and won both the MIAA Regular Season and Tournament Championships. The Mules hosted the NCAA-II Central Regional and advanced to the regional championship game before falling to Augustana, 9-5. Crookes was named the NCBWA National Coach of the Year and earned his second MIAA Coach of the Year honor. Outfielder Brennen van Breusegen, infielder Garrett Pennington and starting pitcher Colin Jones all earned All-American honors, with van Breusegen garnering both NCBWA Central Region and MIAA Player of the Year accolades. Van Breusegen, Jones and Pennington were three of 13 Mules who earned All-MIAA accolades. Van Breusegen also excelled in the classroom and was named a First Team CoSIDA Academic All-American.

The 2021 Mules went 46-8 overall and finished as MIAA regular season champions with a conference mark of 30-3. UCM went on to capture the MIAA tournament title and NCAA-II Central Regional Championship to advance to its 19th NCAA Division II College World Series. The Mules went 3-2 in the World Series and fell just one win short of capturing the national title, falling to Wingate University in the national championship game, 5-3. Eleven Mules were named All-MIAA, including six first team honorees, two second team selections and one third team and honorable mention honoree. Third baseman Dusty Stroup took home MIAA Player of the Year accolades. He, in addition to pitcher Mason Green, shortstop Alex Madera, outfielder Erik Webb, first baseman Cole Taylor and outfielder Josh Schumacher, all garnered NCBWA All-Region honors, with Stroup being named the Central Region Player of the Year. Stroup, Green and Schumacher all were voted

D2CCA All-Americans.

The Mules also excelled in the classroom, as pitcher Chase Plymell (first team), Stroup (second team), catcher Scott Wolverton (second team) and outfielder Micah Evans (third team) all being named CoSIDA/Division II Baseball Academic All-Americans.

UCM set a new program record for fielding percentage in a season with an impressive .979 fielding percentage, committing only 40 errors on 1,920 chances.

Central Missouri enjoyed a stellar 2019, placing third at the NCAA Division II National Championship. The Mules were MIAA Regular Season and Tournament Champions, as well as NCAA Central Region Champions, defeating defending NCAA Champions Augustana 2-0 in the Super Regional in Sioux Falls. Erik Webb and Mason Janvrin supplied the offense on their way to All-American seasons. Webb was named the MIAA and Central Region Player of the Year as well as a First Team ABCA All-American. Janvrin earned Second Team ABCA All-American honors and was drafted by the Baltimore Orioles with the first pick of the 14th round. Mason Green held down the pitching staff with All-MIAA Second Team and ABCA Second Team All-Region honors. Closer Jonathan Sprinkle was the Central Region relief pitcher of the year and an All-Region selection as well. In total, 11 Mules were named to the All-MIAA team and Janvrin was the Division II Elite 90 Award winner for baseball and the CoSIDA/Division II Baseball Academic All-American of the Year.

Central Missouri led the NCAA in a pair of statistical categories individually and as a team in 2019. The Mules 722 hits were the most in the country, as were their 62 double plays on defense. Erik Webb led the Nation with 199 total bases and 26 doubles. Mason Janvrin's 114 hits were the most in all of the NCAA, Divisions I, II and III and set a new team record for hits in a season. Janvrin and Webb were 1-2 in Division II in total hits for the season.

Crookes led the Mules back to the NCAA Regional in 2018 following his second MIAA Tournament Championship. The Mules went 39-17 for the season and finished third in the MIAA with a 23-13 conference mark. Central Missouri swept the MIAA Tournament going 4-0 and allowing just six runs in 35 innings, including senior Brandon Reid starting a combined no-hitter the eighth in team history. The Mules then went 2-2 in the NCAA Central Region Championship with wins over Oklahoma Baptist and St. Cloud State. Following the season, nine Mules were named All-MIAA and four were chosen as All-Americans. Seniors Travis Able and Collin Nevil and sophomores Mason Janvrin and Erik Webb all earned at least one All-American and All-Region award. Nevil and Janvrin also became the 18th and 19th Academic All-Americans in team history.

It was a banner year in 2016, as Crookes led the Mules back to the NCAA-II World Series for the first time since the 2011 season and the 17th time in program history. His Mules finished 43-15 overall, including a 32-7 mark in MIAA play as they won the MIAA Regular Season Championship by five games. It was the 25th conference title in program history. The Mules also captured the MIAA Tournament and Central Region Crowns, going 8-1 through those two tournaments. Ten Mules were named to the All-MIAA Team and Crookes was honored as the league's Coach of the Year. Three players earned All-Region honors and first baseman Bennett Oliver set a new UCM and MIAA single-season record for home runs. Two of his players, Grant Gavin and Lucas Williams, were drafted in the Major League Baseball amateur draft and two more, Tyler House and Ethan Westphal, signed free agent contracts with MLB clubs. Crookes was also honored as the Central Region Coach of the Year.

Crookes followed the 2016 season by going 32-18 and finishing fourth with a 23-13 MIAA record in 2017. Ten Mules earned All-MIAA status with senior Travis Stroup and juniors Zach Girens, Collin Nevil and Justin-Graff Rowe earning first time honors. Jackson Schnurbusch and Travis Able were also named to the inaugural MIAA Gold Glove team. Graff-Rowe was also an NCBWA All-American Honorable Mention.

In his first season at the helm, he led the Mules a 30-22 record and a third place finish in the MIAA regular season standings at 23-13. The Mules advanced to the semifinals of the MIAA Tournament. Ten players were named to the All-MIAA team, including Trevor Jones earning First Team honors, he went on to earn multiple All-Region honors as well.

As UCM's top assistant in 2014, the Mule offense combined to hit .322, second best in the MIAA and 16th in NCAA Division II. The Mules ranked in the top 30 in the country averaging seven runs per game. The were in the top 50 in slugging percentage and one player was in the top 15 in runs scored.

In his first season as an assistant at UCM in 2013, the Mules' offense was eighth in NCAA-II averaging over eight runs per game and they were in the top 20 in the nation in six offensive categories.

During his 10 seasons at the helm, 102 players have earned All-MIAA honors, including 33 First Team nods, Players of the Year in Erik Webb in 2019, Dusty Stroup in 2021 and Brennen van Breusegen in 2022 and 2024, Pitcher of the Year Conner Wolf in 2024, and Co-Freshman of the Year Jack Scott in 2024. Twenty-nine players have earned All-Region honors, 13 All-American and five players have been selected in the MLB Draft.

Crookes has been named the MIAA Coach of the Year four times, Central Region Coach of the Year six times and was the 2022 ABCA Division II National Coach of the Year.

Prior to coming to Warrensburg, Crookes spent the previous eight seasons as the head coach at Hutchinson Community College in Hutchinson, Kan.

He compiled a 292-164 overall record in eight seasons leading the Blue Dragons. His teams won or shared three Jayhawk West championships, won two Region VI crowns, and made two trips to the NJCAA World Series, including a third place finish at the 2010 World Series.

He is second on the career wins list at HCC and his .640 winning percentage ranks third among 10 HCC coaches and his 456 games coached are second all-time at the school.

During his tenure he coached four NJCAA All-Americans, 46 All-Conference players, 11 All-Region VI selections, a Jayhawk West MVP, Conference Freshman of the Year, and Region VI Defensive Player of the Year. Nine of his players were drafted and four players have reached the major leagues. Crookes will be inducted in to the Hutchinson Community College Hall of Fame in the spring of 2016.

Before taking over as the head man at Hutchinson Community College, Crookes served four seasons as an assistant coach for the Blue Dragons, helping the squad to a 159-70-1 record during that span.

He played collegiately, first at San Jose Junior College, and then at Centenary where he earned his bachelor's degree in history in 1999.

Crookes and his wife, Delayna, have two children; a daughter, Kennedy and a son, Kannon.

The Crookes File

Year at UCM: Ninth as head coach; 11th overall

Wife: Delayna

Children: Kennedy, Kannon

College: Centenary, 1999

Playing Career

1996-97 San Jose Junior College

1998-99 Centenary

Coaching Experience

2001-04 Hutchinson Community College, Assistant Coach

2005-12 Hutchinson Community College, Head Coach

2013-14 Central Missouri, Assistant Coach

2015-Pres. Central Missouri, Head Coach





Mules Head Coaches' Career Records

HEAD COACH	YEARS	RECORD	PCT.
Brad Hill (1995-2003)	9	418-91	.821
Kyle Crookes (2015-Pres.)	10	398-133	.750
Tom Myers (2008-2014)	7	311-91	.774
Bob Tompkins (1965-80)	15	258-164-1	.611
Darin Hendrickson (2004-2007)	4	209-46	.820
Stu Rogers (1984-90)	7	195-128-3	.603
Dennis Woody (1991-93)	3	84-44-1	.655
Gene Weber (1981-83)	3	77-54-1	.587
Floyd Rees (1958-61)	4	70-17-1	.801
Dave Van Horn (1994)	1	51-11	.823
LeRoy Harper (1956-57)	2	26-6-1	.803
Floyd Walker (1963-64)	2	26-15	.634
Bill Dey (1962)	1	19-6	.760
Frank Chlipala (1968)	1	15-13	.536

MLB Players Coached by Crookes

T.J. Bohn - Seattle Mariners
 Andy Dirks - Detroit Tigers
 Thad Weber - Toronto Blue Jays
 Mike Zagurski - New York (AL)

Dan Klein - Toronto
 Noah Krol - Detroit
 Tanner Lubach - Los Angeles (AL)
 Aaron Marsden - Colorado
 Truan Mehl - Texas
 Gus Milner - Philadelphia
 Aaron Pribanic - Seattle
 Evan Reifert - Milwaukee
 Derek Roper - St. Louis
 Jonathan Sprinkle - Houston
 Ethan Westphal - Colorado
 Zak Whalin - New York (NL)
 Lucas Williams - Houston
 Jonathan Sprinkle - Houston
 Evan Reifert - Milwaukee
 Jordan Fowler - Philadelphia
 Mason Green - Colorado
 Conor Dryer - Tampa Bay
 Josh Bortka - Philadelphia

Minor League Players Coached by Crookes

Richard Breshears - Seattle
 Danny Calvert - Cleveland
 Zach Davis - Houston
 Ryan Finan - Baltimore
 Jordan Fowler - Philadelphia
 Grant Gavin - Kansas City
 Kyle Gehrs - Houston
 Kyle Grieshaber - St. Louis
 Logan Hoch - Detroit
 Chris Honsa - Philadelphia
 Tyler House - Tampa Bay
 Jon Hunton - Florida
 Mason Janvrin - Baltimore



Mules Coaches' Records Year-by-Year

YEAR .. RECORD .. HEAD COACH	YEAR .. RECORD .. HEAD COACH	YEAR .. RECORD .. HEAD COACH
1956 11-2-1 LeRoy Harper	1979 16-13 Bob Tompkins	2002 54-8* Brad Hill
1957 15-4 LeRoy Harper	1980 23-8-1 Bob Tompkins	2003 51-7* Brad Hill
1958 19-3 Floyd Rees	1981 38-13* Gene Weber	2004 57-8* Darin Hendrickson
1959 18-4-1 Floyd Rees	1982 22-14 Gene Weber	2005 57-9* Darin Hendrickson
1960 16-7 Floyd Rees	1983 17-27-2 Gene Weber	2006 44-16 Darin Hendrickson
1961 17-3 Floyd Rees	1984 19-17-1 Stu Rogers	2007 51-13* Darin Hendrickson
1962 19-6 Bill Dey	1985 21-24 Stu Rogers	2008 47-17 Tom Myers
1963 11-8 Floyd Walker	1986 27-17* Stu Rogers	2009 44-15 Tom Myers
1964 15-7 Floyd Walker	1987 18-17 Stu Rogers	2010 52-11* Tom Myers
1965 11-9 Bob Tompkins	1988 35-19* Stu Rogers	2011 49-10* Tom Myers
1966 15-12* Bob Tompkins	1989 38-16-2* Stu Rogers	2012 48-9* Tom Myers
1967 19-13 Bob Tompkins	1990 37-18* Stu Rogers	2013 36-13 Tom Myers
1968 15-13 Frank Chlipala+	1991 33-17 Dennis Woody	2014 35-16* Tom Myers
1969 11-7 Bob Tompkins	1992 30-22 Dennis Woody	2015 30-22 Kyle Crookes
1970 15-11 Bob Tompkins	1993 24-10-1 Dennis Woody	2016 43-15* Kyle Crookes
1971 18-10* Bob Tompkins	1994 51-11* Dave Van Horn	2017 32-18 Kyle Crookes
1972 16-13 Bob Tompkins	1995 49-10* Brad Hill	2018 39-17* Kyle Crookes
1973 18-7 Bob Tompkins	1996 40-12* Brad Hill	2019 46-16* Kyle Crookes
1974 27-13* Bob Tompkins	1997 39-13* Brad Hill	2020 20-3^ Kyle Crookes
1975 18-7 Bob Tompkins	1998 39-8* Brad Hill	2021 46-8* Kyle Crookes
1976 19-13 Bob Tompkins	1999 43-10 Brad Hill	2022 46-9* Kyle Crookes
1977 13-14 Bob Tompkins	2000 50-13* Brad Hill	2023 43-15* Kyle Crookes
1978 19-14 Bob Tompkins	2001 53-10* Brad Hill	2024 52-10* Kyle Crookes

Total.... 2,156-819-9 (.724)

* - MIAA Champions

+ - Bob Tompkins was on academic leave of absence

^ - Season cut short due to COVID-19





Crookes vs. MIAA Opponents

Opponent	W-L	Home	Away	Neutral	Postseason	First Meeting	Last Meeting	Streak
Central Oklahoma	24-11	18-4	4-5	2-2	5-1	3/27/15	2/25/24	W7
Emporia State	24-10	15-4	8-4	1-2	7-2	3/24/15	4/14/24	W1
Fort Hays State	29-3	17-0	12-3	0-0	2-0	2/19/15	5/4/24	W27
*Lincoln	8-0	4-0	3-0	1-0	0-0	2/14/15	4/3/16	W8
*Lindenwood	10-6	6-1	4-5	0-0	0-0	4/24/15	4/14/19	W3
Missouri Southern	23-10	15-5	7-3	1-2	4-1	3/20/15	5/11/24	L1
Missouri Western	24-5	14-0	7-5	3-0	4-0	3/17/15	4/9/24	W13
*Nebraska-Kearney	9-2	7-1	2-1	0-0	2-0	4/30/15	3/31/18	W4
Newman	15-0	6-0	9-0	0-0	0-0	3/6/20	3/30/24	W15
Northeastern State	24-6	14-0	9-6	1-0	2-0	4/16/15	3/3/24	W5
Northwest Missouri	22-7	15-4	6-3	1-0	1-0	3/7/15	3/10/24	W9
Pittsburg State	26-4	12-1	11-3	3-0	6-0	3/4/16	5/10/24	W7
Rogers State	15-2	8-0	7-2	0-0	2-0	2/28/20	4/21/24	W6
*Southwest Baptist	12-4	4-1	8-3	0-0	0-0	3/12/15	3/17/19	W2
Washburn	24-10	9-3	12-4	3-3	3-3	4/10/15	3/17/24	L1
Totals	285-80	161-23	110-48	17-10	38-9			

* - Lincoln discontinued its baseball program following the 2016 season, Nebraska-Kearney following 2018

** - Lindenwood and Southwest Baptist left the MIAA following the 2019 season (records shown are from their time in the MIAA only)

Crookes vs. Non-Conference Opponents

Opponent	W-L	Home	Away	Neutral	Postseason	First Meeting	Last Meeting	Streak
Angelo State	0-1	0-0	0-0	0-1	0-1	6/1/24	6/1/24	L1
Arkansas-Fort Smith	1-1	0-0	0-0	1-1	0-0	2/17/17	1/29/21	L1
Arkansas-Monticello	4-1	2-0	0-0	2-1	3-0	2/6/16	5/25/24	W4
Arkansas Tech	12-4	11-3	0-0	1-1	1-0	2/7/15	2/10/24	W4
Ashland	2-0	0-0	0-0	2-0	2-0	6/1/19	6/5/19	W2
Augustana	5-5	3-3	2-0	0-2	5-4	5/19/18	5/18/24	W2
Cal Poly Pomona	0-1	0-0	0-0	0-1	0-1	6/1/16	6/1/16	L1
Chico State	1-0	0-0	0-0	1-0	0-0	2/19/17	2/19/17	W1
Colorado Mesa	1-2	0-0	0-0	1-2	1-2	6/3/19	6/6/19	L1
Colorado-Mines	1-1	0-0	0-0	1-1	0-0	2/4/18	2/2/20	W1
Colorado-Springs	3-2	2-0	1-2	0-0	0-0	2/9/18	2/10/9	L2
Concordia-St. Paul	3-0	3-0	0-0	0-0	0-0	2/21/20	2/22/20	W3
Davenport	10-4	10-4	0-0	0-0	0-0	2/22/21	2/18/24	W6
Drury	10-3	5-2	5-1	0-0	0-0	4/7/15	4/23/24	W2
Flagler	1-1	0-0	0-0	1-1	0-0	1/31/20	2/5/23	W1
Franklin Pierce	1-0	0-0	0-0	1-0	1-0	5/31/16	5/31/16	W1
Henderson State	2-2	1-0	1-0	0-2	1-0	2/5/15	5/28/21	W1
Indiana (Pa.)	0-1	0-0	0-0	0-1	0-1	6/3/24	6/3/24	L1
Lander	0-1	0-0	0-0	0-1	0-1	5/28/16	5/28/16	L1
*Lindenwood	0-0	0-0	0-0	0-0	0-0	-	-	-
Lubbock Christian	1-0	0-0	0-0	1-0	0-0	1/29/21	1/29/21	W1
Mary	3-1	3-1	0-0	0-0	0-0	2/15/20	2/16/20	W2
Maryville	3-0	1-0	1-0	1-0	0-0	2/11/22	2/27/24	W3
Millersville	1-1	0-0	0-0	1-1	0-0	2/1/20	2/2/24	L1
Minnesota-Crookston	3-0	3-0	0-0	0-0	0-0	2/13/19	2/14/19	W3
Minnesota State	3-0	2-0	0-0	1-0	3-0	5/21/16	5/16/24	W3
Missouri S&T	0-1	0-0	0-1	0-0	0-0	4/10/18	4/10/18	L1
Montevallo	0-1	0-0	0-0	0-1	0-0	2/4/23	2/4/23	L1
North Alabama	2-1	0-0	0-0	2-1	0-0	2/3/17	2/5/17	W2
North Greenville	0-1	0-0	0-0	0-1	0-0	2/3/22	2/3/22	L1
Northwest Nazarene	1-0	0-0	0-0	1-0	1-0	6/5/21	6/5/21	W1
Oklahoma Christian	1-0	0-0	0-0	1-0	0-0	2/12/16	2/12/16	W1
Ouachita Baptist	2-2	1-1	0-1	1-0	2-1	2/11/17	5/21/22	W1
Quincy	3-1	2-0	1-1	0-0	0-0	4/4/23	4/17/24	W2
Rockhurst	4-1	3-1	1-0	0-0	0-0	4/21/15	2/21/23	W4
Southern Arkansas	3-3	2-0	1-3	0-0	2-1	2/13/15	5/31/21	W2
Southern New Hampshire	1-0	0-0	0-0	1-0	0-0	2/3/24	2/3/24	W1
St. Cloud State	3-2	2-0	0-0	1-2	3-0	2/7/16	5/20/23	W2
St. Mary's (Texas)	3-2	0-0	0-0	3-2	0-0	2/8/15	2/13/22	W1
*Southwest Baptist	0-0	0-0	0-0	0-0	0-0	-	-	-
SW Oklahoma State	1-0	0-0	0-0	1-0	1-0	5/19/16	5/19/16	W1
Tampa	2-2	0-0	0-0	2-2	2-1	6/7/21	2/4/24	L1
Tarleton State	1-0	0-0	0-0	1-0	0-0	2/18/17	2/18/17	W1
Texas A&M-Kingsville	1-1	0-0	0-0	1-1	0-0	2/3/18	2/2/19	W1
Truman State	2-0	1-0	0-0	1-0	0-0	2/10/17	2/26/19	W2
William Jewell	2-0	1-0	1-0	0-0	0-0	2/27/18	4/24/19	W2
William Woods	1-0	1-0	0-0	0-0	0-0	2/28/17	2/28/17	W1
Wingate	0-1	0-0	0-0	0-1	0-1	6/12/21	6/12/21	L1
Winona State	4-0	3-0	0-0	1-0	0-0	2/6/15	2/18/18	W4
Totals	116-54	62-15	14-9	32-27	23-14			

* - Lindenwood and Southwest Baptist left the MIAA following the 2019 season (records shown are as non-conference opponents)





Assistant Coach/Recruiting Coordinator

Alex Backhaus

Eighth Season

Alex Backhaus is now in his eighth year with the Mules Baseball in 2025 after spending two years at Lindenwood University. He works primarily with the Mules position players and is the program's recruiting coordinator.

In Backhaus's eight seasons with UCM, Central Missouri has won six MIAA Championships and three NCAA-II Central Region Titles, and advanced to the College World Series three times, including a runner-up finish in 2021.

Backhaus helped lead the Mules to the MIAA Regular Season and NCAA Division II Central Regional Championships in 2024 as UCM compiled an overall record of 52-10 and a MIAA mark of 29-4. Central Missouri advanced to the College World Series for the 20th time in program history. He was named the American Baseball Coaches Association (ABCA) 2024 NCAA Division II National Assistant Coach of the Year.

UCM hit a single-season record 126 homers and 38 triples and stole a season-record 197 bases. The 38 triples, 126 home runs and 197 stolen bases are also MIAA records. In addition, Central Missouri compiled program and MIAA single season records for RBIs (605), runs (662) and total bases (1,344).

Outfielder Brennen van Breusegen was named the MIAA Player of the Year and was a consensus First Team All-American while fellow outfielder Carter Young and pitcher Conner Wolf also earned All-America accolades from various Division II baseball organizations. In addition, Wolf was the MIAA and D2CCA Central Region Pitcher of the Year.

Van Breusegen, Young and designated hitter Vance Tobol all earned College Sports Communicators Academic All-American honors for their successes both on the field and in the classroom.

In 2023, the Mules compiled an overall mark of 43-15 and went 27-6 in the MIAA. UCM captured both the MIAA Regular Season and Postseason Tournament Titles and hosted the NCAA-II Central Regional. Central Missouri advanced to the regional title game before dropping an 8-6 decision to Augustana (S.D.). Thirteen Mules garnered All-MIAA accolades. Closer JD McReynolds and outfielders Carter Young and Vance Tobol earned All-American recognition. Young, McReynolds, Tobol, starting pitcher Conner Wolf and infielder Jack Scharck all garnered All-Region honors. In addition, UCM had five student-athletes earn College Sports Communicators Academic All-District accolades, including Jacob Beauchamp, Chase Heath, Scharck, Cole Schroeder and Brennen van Breusegen.

In 2022, Backhaus assisted Central Missouri to another MIAA regular season and tournament title and a 46-9 overall record. He coached 2022 All-American and CoSIDA First Team Academic All-American, and MIAA and D2CCA Central Region Player of the Year Brennen van Breusegen, in addition to D2CCA First Team All-Central Region selection Garrett Pennington and All-MIAA honorees John Prudhom, Harrison Schnurbusch, Michael Chrisman, Cole Moore, Isaiah Pani, Donovan Ditto, Sam Tatum and Jacob Steele. UCM paced the MIAA in batting, compiling a .357 average with 661 hits, 131 doubles, 26 triples, 83 homers, 503 RBI, 230 walks, a .592 slugging and .444 on-base percentage and 118 stolen bases in 154 attempts.

In his fourth season in 2021, Backhaus helped guide the Mules to MIAA regular season and tournament championships, in addition to the NCAA-II Central Region crown and a runner-up showing at the NCAA Division II College World Series and a 46-8 overall record. It was the best finish for Mules baseball since the 2003 national championship team.

Backhaus coached seven Mules who earned All-MIAA accolades in 2021, including the MIAA Player of the Year Dusty Stroup, first team All-MIAA honorees Cole Taylor, Alex Madera, Josh Schmacher and Erik Webb, second team All-MIAA selection Micah Evans and Honorable Mention All-MIAA honoree Scott Wolverton. Stroup was also named a D2CCA First Team All-American and was the D2CCA Central Region Player of the Year.

Stroup (second team), Wolverton (second team) and Evans (third team) all garnered CoSIDA/Division II Baseball Academic All-America honors.

In his first year, Backhaus had seven position players named to the All-MIAA team. The Mules went 39-17 for the season, going 2-2 at the NCAA Central Region Championship and won the MIAA Tournament after finishing third in the regular season. The Mules also had four All-American and All-Region selections in Backhaus's first year and two were named Academic All-Americans.

Backhaus helped the Mules to their best finish since 2005, placing third at the NCAA Division II National Championship. The Mules were 46-16 and earned 11 All-MIAA awards, eight from position players. Outfielders Erik Webb and Mason Janvrin were named All-Americans with Janvrin being drafted by the Baltimore Orioles.

At Lindenwood, he helped coached honorable mention All-American Nathan Prindle, as well as first-team All-MIAA Wes Degener and three other honorable mention All-MIAA hitters. Lindenwood had its top baseball season in school history in 2017. The Lions finished the regular season by winning 15 of 17 games, and they finished third in the conference regular season standings. Lindenwood then won the MIAA Tournament, and the NCAA Division II Central Regional Championship. The Lions finished fifth at the NCAA Division II World Series.

Prior to his stop at Lindenwood, Backhaus was an assistant coach at Kansas City Kansas Community College, where he assisted with catchers, hitters, and runners. He helped the team win 33 games and advance to the Region VI Sub-Regional.

Backhaus spent two seasons prior to that as a graduate assistant coach at Ottawa University. Among the players he coached was Aaron Marshall, a first-team All-KCAC and honorable mention NAIA All-American.

Backhaus played baseball at William Jewell College. The Cardinals participated in the NAIA Regional Tournament his first three seasons before the program entered its transition season to the NCAA Division II level in his senior year. Backhaus was also a recipient of the R.E. "Dad" Bowles Scholarship Award. The scholarship is given to the male athlete that exemplifies outstanding qualities of sportsmanship, perseverance, and dedication to a sport.

Backhaus graduated from William Jewell in 2012 with a degree in Physical Education, and earned his master's in Education Intervention from Ottawa in 2014.

Alex and his wife, Jaimie, were married in 2015 and have a son, Ty, and daughter, Mae, as well as two dogs, Lebowski and Elphie. Backhaus's dog, Lebowski, serves as the official Crane Stadium Perimeter Protector.



Assistant Coach/Pitching Coach

Eli McFadden

Second Season

Eli McFadden is in his second season as the pitching coach for the Mules baseball program in 2025.

In his first season as pitching coach, he helped lead the Mules to the MIAA Regular Season and NCAA Division II Central Regional Championships in 2024 as UCM compiled an overall record of 52-10 and a MIAA mark of 29-4. Central Missouri advanced to the College World Series for the 20th time in program history.

McFadden coached 2024 All-American and MIAA and D2CCA Central Region Pitcher of the Year Conner Wolf, as well as MIAA Co-Freshman of the Year pitcher Jack Scott and All-MIAA arms Jake Wilson and Harrison Babbitt.

A native of Vallejo, Calif., McFadden joined UCM after serving as the Double-A Assistant Pitching Coach for the

Kansas City Royals.

McFadden also served as pitching coach at Southwestern College in Winfield, Kan., and was the Director of Pitching at Kansas City Strength and Conditioning.

He earned his bachelor's degree from Sterling College in Sterling, Kan., and an MBA from Southwestern College.

Eli and his wife, Ashlyn, got married in June 2022.





Year-by-Year Results

Game Dates And Sites Unavailable for some seasons
Conference Record Unavailable for some seasons

1965 * Head Coach: Bob Tompkins 11-9

Missouri Valley	L 6-5
Missouri Valley	L 4-2
Rockhurst	W 7-3
Rockhurst	W 17-11
Southwest Missouri State	W 10-5
Southwest Missouri State	W 14-5
Northwest Missouri State	W 5-2
Northwest Missouri State	W 12-5
Emporia State	L 4-2
Emporia State	L 2-0
Missouri Valley	W 6-4
Missouri Valley	L 1-0
Southwest Missouri State	L 6-1
Southwest Missouri State	W 16-11
Emporia State	W 8-4
Emporia State	W 4-1
Parsons College	L 7-3
Parsons College	L 9-6
Parsons College	W 6-0
Parsons College	L 7-1

1966 *Head Coach: Bob Tompkins 15-12

Central Methodist	W 9-8
Central Methodist	W 9-5
Northeast Missouri State	W 5-1
Northeast Missouri State	W 10-5
Northeast Missouri State	W 2-1
Southwest Missouri State	L 9-4
Southwest Missouri State	L 2-1
Parsons College	L 6-2
Parsons College	L 9-1
Parsons College	L 7-1
Parsons College	L 7-2
Northwest Missouri State	L 3-2
Northwest Missouri State	W 4-2
Northwest Missouri State	W 2-1
Rockhurst College	L 3-2
Rockhurst College	W 12-2
Southern Illinois University	L 5-1
Southern Illinois University	L 6-2
Northeast Missouri State	W 7-3
Northeast Missouri State	L 3-2
Northeast Missouri State	W 7-4
Southwest Missouri State	L 10-5
Northwest Missouri State	W 1-0
Northwest Missouri State	W 6-4
Northwest Missouri State	W 3-0
Southeast Missouri State	W 3-1
Southeast Missouri State	W 4-1

1967 *Head Coach: Bob Tompkins 9-13

Henderson College	W 6-1
Henderson College	W 6-4
Grambling College	L 7-1
Grambling College	L 7-0
Grambling College	L 6-2
Grambling College	L 5-0
East Texas Baptist	W 4-3
East Texas Baptist	L 6-5
Northeast Missouri State	W 5-0
Missouri Valley	L 5-4
Missouri Valley	L 4-3
Parsons College	L 6-4
Parsons College	L 1-0
Parsons College	L 8-0
Rockhurst	L 4-2
Rockhurst	W 5-4
Northeast Missouri State	W 10-3
Southwest Missouri State	W 3-0
Southwest Missouri State	W 8-5
Northwest Missouri State	L 4-2
Northwest Missouri State	L 4-0
Northwest Missouri State	W 6-2

1968 * Head Coach: Frank Chlipala + 13-13

Mar. 29	Upper Iowa College (H)	6-2 MIAA	L 6-4
Mar. 29	Upper Iowa College (H)	W 5-4	
Mar. 30	Upper Iowa College (H)	L 4-2	
Mar. 30	Upper Iowa College (H)	W 5-4	
Apr. 4	John Brown University (A)	W 3-0	
Apr. 5	Northeastern State College (A)	L 9-8	
Apr. 6	Northeastern State College (A)	W 8-0	

Apr. 6	Northeastern State College (A)	W 14-5
Apr. 9	Northwest Missouri State (A)*	W 8-5
Apr.10	Northwest Missouri State (A)*	L 14-7
Apr. 10	Northwest Missouri State (A)*	W 17-4
Apr. 24	Missouri Valley College (A)	W 5-1
Apr. 24	Missouri Valley College (A)	L 4-3
Apr. 25	University of Tulsa (H)	L 5-1
Apr. 25	University of Tulsa (H)	L 6-2
Apr. 26	Parsons College (H)	L 3-0
Apr. 27	Parsons College (H)	L 3-0
Apr. 27	Parsons College (H)	L 11-3
May 4	Northwest Missouri State (H)*	W 3-0
May 4	Northwest Missouri State (H)*	L 4-3
May 10	Northeast Missouri State (H)*	W 5-3
May 10	Northeast Missouri State (H)*	W 3-2
May 11	Northeast Missouri State (H)*	W 3-0
May 17	University of Missouri-Rolla (H)**	W 6-1
May 17	University of Missouri- Rolla (H)**	L 11-0
May 18	University of Missouri- Rolla (H)**	L 6-2

*MIAA Game
**MIAA championship games
+ acting head coach while Bob Tompkins was on academic leave

1969 * Head Coach: Bob Tompkins 11-7

Creighton University	5-6 MIAA	W 5-0
Creighton University	W 2-0	
Northwest Missouri State*	W 1-0	
Northwest Missouri State *	L 5-3	
Northwest Missouri State*	L 4-2	
Parsons	L 7-6	
Parsons	L 7-3	
Central Methodist	L 6-5	
Central Methodist	W 5-0	
Southwest Missouri State**	L 7-4	
Southwest Missouri State**	L 3-1	
Northwest Missouri State*	L 1-0	
Northwest Missouri State*	W 9-4	
Northwest Missouri State*	L 4-3	
Missouri Valley College	W 9-2	
Northeast Missouri State*	W 2-0	
Northeast Missouri State*	W 2-1	
Northeast Missouri State*	W 7-2	

*MIAA Game-Northern Division
**MIAA Game- Southern Division

1970 * Head Coach: Bob Tompkins 15-11

Henderson State	L 7-5
Henderson State	L 4-3
Arkansas State	L 8-0
Arkansas State	L 3-2
Emporia	W 6-4
Emporia	L 9-4
Rockhurst College	W 19-3
Rockhurst College	W 11-4
Emporia	L 8-3
Emporia	L 10-3
Northeast Missouri State	W 7-2
Northeast Missouri State	W 9-7
Rockhurst College	W 6-1
Rockhurst College	W 3-1
Southwest Missouri State	W 16-5
Southwest Missouri State	L 17-7
Northeast Missouri State	W 4-2
Northeast Missouri State	W 6-0
Missouri Western	W 10-3
Missouri Western	L 5-1
Northwest Missouri State	W 8-3
Northwest Missouri State	W 6-0
Central Methodist College	W 8-5
Central Methodist College	W 8-6
Southwest Missouri State**	L 2-1
Southwest Missouri State**	L 3-1

**MIAA Divisional Playoffs

1971 * Head Coach: Bob Tompkins 18-10

Henderson State	W 5-2
Henderson State	W 6-2
Centenary College	L 3-2
Centenary College	L 7-6
Northeast Louisiana State	L 5-1
Northeast Louisiana State	L 8-2
Northwest Missouri State	W 2-0
Northwest Missouri State	W 4-1
Southwest Missouri State	W 14-3
Southwest Missouri State	W 3-2
Emporia State	W 7-5

11-1 MIAA

Emporia State	3-2
Graceland College	W 6-5
Graceland College	W 6-2
Northeast Missouri State	W 4-0
Northeast Missouri State	W 2-0
University of Missouri Rolla	W 2-0
University of Missouri Rolla	W 5-1
Southwest Baptist	L 3-1
Southwest Baptist	W 17-3
Lincoln University	W 14-2
Lincoln University	W 11-3
Missouri Western	L 1-0
Missouri Western	L 1-0
Southeast Missouri State	L 2-1
Southeast Missouri State	W 8-4
Northern Colorado*	L 5-2
St. Cloud State*	L 4-1

1971 MIAA Champions

*NCAA Midwest College Div. Regional at Mankato Minn.

1972 * Head Coach: Bob Tompkins 16-13

Southern State College	4-8 MIAA	W 7-4
Southern State College	L 4-3	
Centenary College	W 3-1	
Centenary College	W 11-1	
Louisiana Tech	W 5-2	
Northwest Missouri State*	L 3-2	
Northwest Missouri State*	L 14-6	
Southwest Missouri State*	L 6-0	
Southwest Missouri State*	L 2-1	
William Jewell College	W 11-5	
William Jewell College	W 7-4	
Northeast Missouri State*	L 4-0	
Northeast Missouri State*	L 8-5	
Southwest Baptist	W 7-6	
Southwest Baptist	W 8-5	
University of Missouri-Rolla*	L 3-2	
University of Missouri-Rolla*	W 5-1	
Emporia	W 1-0	
Emporia	L 3-2	
Lincoln University*	W 5-3	
Lincoln University*	W 1-0	
Central Methodist College	L 4-1	
Central Methodist College	W 5-0	
Westminster College	W 3-0	
Westminster College	L 6-5	
Missouri Western	W 6-5	
Missouri Western	L 5-3	
Southeast Missouri State	W 5-4	
Southeast Missouri State	L 2-0	

*MIAA Game

1973 * Head Coach: Bob Tompkins 18-7

Southern State College	4-4 MIAA	W 2-1
Southern State College	W 2-0	
Centenary State College	L 9-1	
Centenary State College	W 15-4	
Arkansas-Monticello	W 10-7	
Arkansas-Monticello	W 6-0	
Missouri Western	L 6-5	
Missouri Western	W 3-0	
Southwest Baptist	W 8-7	
Southwest Baptist	W 7-1	
Northwest Missouri State*	W 4-0	
Northwest Missouri State*	L 4-2	
Southwest Missouri State*	W 4-2	
Southwest Missouri State*	L 5-4	
Westminster College	W 3-0	
Westminster College	W 4-3	
University of Missouri-Rolla*	L 7-5	
University of Missouri-Rolla*	W 11-8	
Drury College	W 15-3	
Lincoln University*	W 5-3	
Lincoln University*	L 5-3	
Missouri Valley College	W 2-0	
Missouri Valley College	W 6-3	
Parsons College	W 13-6	
Parsons College	L 8-2	

*MIAA Game

1974 *Head Coach: Bob Tompkins 27-13

Southern State College	9-3 MIAA	W 5-1
Centenary College	L 13-12	
Centenary College	W 5-0	
Arkansas-Little Rock	L 2-0	
Arkansas-Little Rock	W 3-0	





State College of Arkansas	W 3-0
State College of Arkansas	W 6-2
Midland Lutheran College	W 8-3
Midland Lutheran College	W 7-6
Southeast Missouri State*	W 4-3
Southeast Missouri State*	W 13-5
Missouri Western College	L 8-3
Missouri Western College	W 6-2
Northwest Missouri State*	W 3-2
Northwest Missouri State*	L 2-0
Missouri	L 6-5
Missouri	L 5-4
Southwest Missouri State*	L 5-0
Southwest Missouri State*	W 6-2
Northeast Missouri State*	L 4-3
Northeast Missouri State *	W 3-0
Westminster College	W 3-2
Westminster College	W 8-1
Missouri Western College	L 7-0
Missouri Western College	W 12-7
University of Missouri-Rolla*	W 4-0
University of Missouri-Rolla*	W 4-1
William Jewell College	W 4-1
William Jewell College	L 9-7
Lincoln University*	W 4-3
Lincoln University *	W 8-0
Missouri Valley College	W 16-0
Missouri Valley College	W 9-1
Nebraska Wesleyan	W 8-7
Mankato State	W 5-2
Mankato State	L 5-0
Ohio Northern	W 2-0
New Orleans	L 6-2
New Haven	L 4-0

*** 1974 MIAA Champions**

NCAA Midwest Regional Tournament Champions at Mankato Minn.
NCAA Tournament Springfield, Illinois fourth place

1975 *Head Coach: Bob Tompkins

18-7	
Mar. 25	Missouri
Apr. 4	Southeast Missouri State
Apr. 5	Southeast Missouri State
Apr. 5	Southeast Missouri State
Apr. 11	Northwest Missouri State
Apr. 12	Northwest Missouri State
Apr. 12	Northwest Missouri State
Apr. 18	Southwest Missouri State
Apr. 19	Southwest Missouri State
Apr. 19	Southwest Missouri State
Apr. 22	William Jewell
Apr. 22	William Jewell
Apr. 25	Northeast Missouri State
Apr. 25	Northeast Missouri State
Apr. 26	Northeast Missouri State
Apr. 29	Missouri Western
Apr. 29	Missouri Western
May 2	Missouri Rolla
May 4	Missouri Rolla
May 4	Missouri Rolla
May 6	Central Methodist
May 6	Central Methodist
May 9	Lincoln University
May 10	Lincoln University
May 10	Lincoln University

* Combined For No-Hitter

1976 *Head Coach: Bob Tompkins

19-13	
	Southwestern University (A)
	Southwestern University (A)
	Hardin-Baylor (A)
	Hardin-Baylor (A)
	Kansas State (H)
	Kansas State (H)
	Iowa Wesleyan (H)
	Winona State (H)
	Missouri Western (H)
	Missouri Western (H)
	Southeast Missouri State (H)
	Southeast Missouri State (H)
	Southeast Missouri State (H)
	Missouri (A)
	Missouri (A)
	Northwest Missouri State (A)
	Northwest Missouri State (A)
	Northwest Missouri State (A)
	William Jewell (A)

11-7 MIAA

Mar. 25	Missouri	W 8-5
Apr. 4	Southeast Missouri State	L 1-0
Apr. 5	Southeast Missouri State	W 3-2
Apr. 5	Southeast Missouri State	L 9-7
Apr. 11	Northwest Missouri State	L 10-6
Apr. 12	Northwest Missouri State	W 12-6
Apr. 12	Northwest Missouri State	L 8-2
Apr. 18	Southwest Missouri State	W 20-15
Apr. 19	Southwest Missouri State	W 11-10
Apr. 19	Southwest Missouri State	W 8-6
Apr. 22	William Jewell	W 6-2
Apr. 22	William Jewell	W 7-3*
Apr. 25	Northeast Missouri State	L 5-4
Apr. 25	Northeast Missouri State	W 3-0
Apr. 26	Northeast Missouri State	L 7-6
Apr. 29	Missouri Western	W 11-4
Apr. 29	Missouri Western	W 6-1
May 2	Missouri Rolla	W 17-6
May 4	Missouri Rolla	W 14-9
May 4	Missouri Rolla	W 8-1
May 6	Central Methodist	W 17-2
May 6	Central Methodist	W 12-2
May 9	Lincoln University	W 17-1
May 10	Lincoln University	W 12-2
May 10	Lincoln University	L 9-6

9-7 MIAA

L 2-0
L 12-4
W 6-1
W 8-5
W 2-1
L 7-4
W 14-0
W 6-3
L 2-0
W 4-3
L 6-3
W 2-1
L 3-2
W 4-2
L 16-2
W 6-5
W 9-7
W 7-1
W 12-9

William Jewell (A)	L 3-1
Southwest Missouri State (H)	L 6-2
Southwest Missouri State (H)	L 5-2
Southwest Missouri State (H)	L 11-3
Northeast Missouri State (A)	L 2-1
Missouri Rolla (A)	L 7-6
Missouri Rolla (A)	W 16-0
Missouri Rolla (A)	W 15-0
Missouri Western (A)	W 7-1
Missouri Western (A)	W 9-2
Lincoln University (H)	W 8-3
Lincoln University (H)	W 9-0
Lincoln University (H)	W 1-0

1977 *Head Coach: Bob Tompkins

13-14	
Mar. 12	Tulsa University (A)
Mar. 12	Tulsa University (A)
Mar. 19	Northeastern Oklahoma (A)
Mar. 19	Northeastern Oklahoma (A)
Mar. 25	Lincoln University (A)*
Mar. 26	Lincoln University (A)*
Mar. 26	Lincoln University (A)*
Mar. 31	Winona State (H)
Mar. 31	Winona State (H)
Apr. 8	Southeast Missouri State (A)*
Apr. 9	Southeast Missouri State (A)*
Apr. 9	Southeast Missouri State (A)*
Apr. 15	Northwest Missouri State (H)*
Apr. 16	Northwest Missouri State (H)*
Apr. 16	Northwest Missouri State (H)*
Apr. 19	Missouri Western (H)
Apr. 19	Missouri Western (H)
Apr. 24	Southwest Missouri State (A)*
Apr. 24	Southwest Missouri State (A)*
Apr. 26	Missouri Western (A)
Apr. 26	Missouri Western (A)
Apr. 29	Northeast Missouri State (H)*
May 3	Emporia State (A)
May 3	Emporia State (A)
May 6	Missouri Rolla (H)*
May 7	Missouri Rolla (H)*
May 7	Missouri Rolla (H)*

* MIAA Game

1978 *Head Coach: Bob Tompkins

19-14	
	Stephen F. Austin (A)
	Stephen F. Austin (A)
	East Texas Baptist (A)
	Northwestern Louisiana (A)
	Northwestern Louisiana (A)
	Northwestern Louisiana (A)
	Northwestern Louisiana (A)
	Missouri Western +
	Phillips University +
	Phillips University +
	Missouri Western +
	Emporia State (A)
	Emporia State (A)
	Winona State (H)
	Missouri Western (H)
	Winona State (H)
	Southeast Missouri State (H)*
	Southeast Missouri State (H)*
	Southeast Missouri State (H)*
	Northwest Missouri State (A)*
	Northwest Missouri State (A)*
	Missouri (A)
	Missouri (A)
	Southwest Missouri State (H)*
	Southwest Missouri State (H)*
	Southwest Missouri State (H)*
	Park College (H)
	Park College (H)
	Northeast Missouri State (A)*
	Northeast Missouri State (A)*
	Northeast Missouri State (A)*
	Emporia State (H)
	Emporia State (H)

+ Missouri Western Classic held at Phillips University, Enid, Oklahoma

*MIAA Conference game

1979 * Head Coach: Bob Tompkins

16-13	
	Northwestern Louisiana (A)
	Northwestern Louisiana (A)
	Northwestern Louisiana (A)
	Northwestern Louisiana (A)
	Northwestern Louisiana (A)

6-9 MIAA

L 11-1
L 6-4
W 13-4
W 12-3
W 10-2
W 11-5
W 12-6
W 5-1
W 5-1
L 3-1
L 4-1
L 7-6
W 7-2
L 6-2
L 6-4
W 8-7
W 6-3
L 8-6
L 10-1
L 6-2
L 5-4
L 6-4
L 3-2
W 4-1
W 5-2
L 1-0
W 9-0

6-5 MIAA

L 8-5
L 8-7
W 6-3
L 5-1
W 5-2
W 4-1
W 2-1
W 7-5
W 9-6
L 3-1
L 9-4
L 17-12
L 6-2
W 6-0
W 6-5
W 7-3
W 7-3
W 1-0
L 7-4
W 3-1
L 6-3
L 11-2
L 8-1
L 3-2
L 8-6
W 2-1
W 4-1
W 4-0
W 17-9
L 3-1
W 7-4
W 4-3
W 4-0
W 2-2
L 3-1
L 4-3
L 3-2

Winona State (H)	W 3-2
Winona State (H)	W 7-6
Emporia State (A)	W 5-4
Emporia State (A)	W 5-1
Lincoln University (H)*	L 4-3
Lincoln University (H)*	W 4-0
Missouri (A)	L 11-10
Northwest Missouri State (H)*	L 4-0
Northwest Missouri State (H)*	L 4-1
Park College (H)	W 10-0
Park College (H)	W 8-2
Northeast Missouri State (A)*	L 2-1
Northeast Missouri State (A)*	L 4-1
Missouri Western (A)	L 4-0
Missouri Western (A)	W 3-2
Missouri-Rolla (H)	W 4-2
Missouri-Rolla (H)	W 5-4
Lincoln University (A)*	W 12-5
Lincoln University (A)*	W 16-4
Central Methodist (H)	W 14-1
Central Methodist (H)	W 3-0
Northwest Missouri State (A)*	L 4-3
Northwest Missouri State (A)*	L 1-0
Northeast Missouri State (H)*	L 1-0
Northeast Missouri State (H)*	W 5-3

*MIAA Game

1980 * Head Coach: Bob Tompkins

23-8-1		6-2 MIAA
	Valparaiso University*	W 7-3
	Valparaiso University*	W 7-2
	Valparaiso University*	L 5-3
	Arkansas-Little Rock (A)	W 3-2
	Arkansas Little Rock (A)	L 6-2
	Missouri (A)	L 21-3
	Missouri (A)	T 7-7
	Lincoln University (H)	W 5-0
	Lincoln University (H)	W 6-2
	Northeast Missouri State (A) !	W 3-0
	Northeast Missouri State (A) !	W 3-2
	Emporia State University (H)	W 7-6
	Emporia State University (H)	W 11-6
	Northwest Missouri State (H) !	W 11-6
	Northwest Missouri State (H) !	L 8-4
	Park College (H)	W 1-0
	Park College (H)	W 13-2
	Emporia State University (A)	W 16-8
	Emporia State University (A)	L 4-3
	William Jewell (A)	W 6-3
	William Jewell (A)	L 2-1
	Missouri Valley (A)	W 14-0+
	Missouri Valley (A)	W 12-2
	Northeast Missouri State (H) !	W 6-2
	Northeast Missouri State (H) !	W 3-2
	Missouri Western (H)	W 10-0
	Missouri Western (H)	W 9-1
	University of Missouri-Rolla (A)	W 10-5
	University of Missouri-Rolla (A)	W 6-2
	Northwest Missouri State (A) !	W 5-0
	Northwest Missouri State (A) !	L 6-5
	Northwest Missouri State (A) ++	L 8-4

*Denotes Southern trip to Florida

+ Denotes Dan Minor's No-hitter against MVC

++ Denotes Post-Season MIAA North Division Playoff

! Denotes MIAA Northern Division Game

1981 * Head Coach: Gene Weber

38-13		11-1 MIAA
	Northwestern State (LA) *	W 11-6
	Northwestern State (LA) *	L 9-6
	Northwestern State (LA) *	L 3-1
	Northwestern State (LA) *	W 6-5
	Louisiana College*	L 2-1
	Louisiana College**	L 2-1
	Louisiana College *	W 8-3
	Louisiana College*	W 9-1
	Southwestern Louisiana*	L 5-2
	Southwestern Louisiana*	L 7-3
	McNeese State *	W 6-2
	McNeese State*	W 3-0
	Benedictine College (H)	W 7-3
	Benedictine College (H)	W 15-4
	Columbia College (A)	W 16-3
	Columbia College (A)	W 18-6
	Missouri-Rolla (H)	W 8-3
	Missouri-Rolla (H)	W 11-0
	Grand View College (H)	W 10-0
	Grand View College (H)	W 5-3
	Grand View College (H)	W 4-0
	Missouri Western (A)	L 8-5





Year-by-Year Results

Missouri Western (A)	W 6-0
Northeast Missouri State (H) !	W 7-3
Northeast Missouri State (H) !	W 3-2
Lincoln University (A) !	W 10-2
Lincoln University (A) !	W 10-0
Missouri (A)	L 10-7
Missouri (A)	L 8-3
Northwest Missouri State (H) !	W 2-0
Northwest Missouri State (H) !	L 4-1
Southwest Missouri State (H)	W 7-0
Southwest Missouri State (H)	W 4-2
Northeast Missouri State (A) !	W 6-0
Northeast Missouri State (A) !	W 6-0
Baker University (H)	W 5-2
Baker University (H)	W 6-0
Missouri Western (H)	W 16-0
Missouri Western (H)	W 2-1
Lincoln University (H) !	W 5-4
Lincoln University (H) !	W 6-0
Emporia State (A)	W 4-3
Emporia State (A)	W 4-0
Kansas State University (A)	L 5-4
Northwest Missouri State (A) !	W 6-3
Northwest Missouri State (A) !	W 3-2
Southwest Missouri State (A) #	W 9-6
Southwest Missouri State (A) #	L 16-13
Southwest Missouri State (A) #	W 16-3
Nebraska -Omaha (A) +	L 10-9
Eastern Illinois +	L 9-2

*Denotes Southern Trip to Louisiana
 ++ Game Later Forfeited by LC
 #Denotes MIAA Championship Series
 + Denotes NCAA-II Midwest Regional
 ! MIAA Northern Division Game

1982* Head Coach: Gene Weber 22-14

Wiley College (A)	W 7-2
Wiley College (A)	L 10-8
Northeast Louisiana (A)	L 3-2
Northeast Louisiana (A)	L 3-2
Centenary College (LA) (A)	L 13-6
Northwestern Louisiana (A)	L 5-4
Northwestern Louisiana (A)	W 12-4
Benedictine College (KS) (A)	W 7-6
Benedictine College (KS) (A)	W 6-1
Northeast Missouri + (H)	W 7-1
Northeast Missouri + (H)	L 3-2
Missouri St. Louis (A)	L 14-2
Missouri St. Louis (A)	W 10-7
Winona State (MN) ++	L 12-0
Gustavus Adolphus (MN) ++	W 9-4
Gustavus Adolphus ++	W 4-0
Winona State ++	W 11-0
Quincy College (IL) (H)	W 3-2
Quincy College (IL) (H)	W 7-1
Quincy College (IL) (H)	W 4-2
Northeast Missouri + (A)	L 5-1
Northeast Missouri + (A)	W 1-0
Missouri (A)	L 4-3
Missouri (A)	L 4-3
Southwest Missouri (A)	L 1-0
Southwest Missouri (A)	W 9-7
Northwest Missouri + (A)	W 15-7
Northwest Missouri + (A)	L 8-6
Missouri-Rolla (A)	W 12-11
Missouri-Rolla (A)	W 16-3
Northwest Missouri + (H)	L 5-0
Northwest Missouri + (H)	W 5-0
Lincoln (H)	W 12-0
Lincoln (H)	W 8-0
Missouri Western (H)	W 7-0
Missouri Western (H)	W 7-3


+MIAA Northern Division Games
 ++ Missouri Western Classic

1983* Head Coach : Gene Weber 17-27-2

Feb. 23 Louisiana Tech (A)	L 12-6
Feb. 23 Louisiana Tech (A)	W 10-9
Feb. 24 Northeast Louisiana (A)	L 14-5
Feb. 24 Northeast Louisiana (A)	L 5-4
Feb. 25 Louisiana College (A)	W 8-7
Feb. 25 Louisiana College (A)*	T 7-7
Feb. 26 Grambling (A)	L 5-3
Feb. 26 Grambling (A)	W 9-6
Feb. 27 Northwest Louisiana (A)	L 9-8
Feb. 27 Northwest Louisiana (A)	W 9-2
Feb. 28 Northwest Louisiana (A)	W 7-2
Feb. 28 Northwest Louisiana (A)	L 10-5

Mar. 1 Centenary (A)	W 6-3
Mar. 1 Centenary (A)	W 9-6
Mar. 12 Wisconsin-Oshkosh (N) ++	L 8-4
Mar. 12 Wisconsin-Oshkosh (N) ++**	T 6-6
Mar. 13 Missouri Southern (A)	W 2-1
Mar. 13 Missouri Southern (A)	L 7-2
Mar. 15 Arkansas (A)	L 7-5
Mar. 15 Arkansas (A)	L 5-0
Mar. 16 Arkansas (A)	L 12-3
Mar. 16 Arkansas (A)	L 8-1
Mar. 19 Northeast Missouri (A) +	W 9-4
Mar. 19 Northeast Missouri (A) +	W 11-5
Apr. 11 Northeast Missouri (H) +	W 5-4
Apr. 11 Northeast Missouri (H) +	L 3-0
Apr. 16 Southwest Missouri	L 7-4
Apr. 16 Southwest Missouri	L 7-4
Apr. 19 Northwest Missouri (H) +	L 8-3
Apr. 19 Northwest Missouri (H) +	L 6-3
Apr. 20 Kansas (A)	L 5-0
Apr. 20 Kansas (A)	W 5-3
Apr. 23 Northwest Missouri (A) +	L 9-0
Apr. 23 Northwest Missouri (A) +	L 5-4
Apr. 24 Washburn (A)	W 11-1
Apr. 24 Washburn (A)	W 9-6
Apr. 26 Southwest Baptist (A)	L 11-10
Apr. 26 Southwest Baptist (A)	W 16-6
Apr. 28 Missouri (A)	L 5-4
Apr. 28 Missouri (A)	L 7-4
May 3 Missouri Western (A)	W 10-8
May 3 Missouri Western (A)	L 6-4
May 4 Southwest Missouri (A)	W 9-8
May 4 Southwest Missouri (A)	L 8-1
May 6 Nebraska (A)	L 3-2
May 6 Nebraska (A)	L 15-3

* Game called after five innings due to darkness
 ** Game called after eight innings due to darkness
 ++ Games played at Reeds Spring, Mo.
 + MIAA Northern Division games



Stu Rogers
 1984-1990
 185-128-3

1984* Head Coach: Stu Rogers

9-17-1		2-3 MIAA
Feb. 22 Louisiana Tech (A)	L 6-0	
Feb. 22 Louisiana Tech (A)	L 11-5	
Feb. 23 Grambling (A)	L 6-2	
Feb. 23 Grambling (A)	L 10-0	
Feb. 24 Louisiana College (A)	W 6-3	
Feb. 24 Louisiana College (A)	L 9-6	
Feb. 25 Northwest Louisiana (A)	L 5-2	
Feb. 25 Northwest Louisiana (A)	L 2-1	
Mar. 23 William Jewell (H)	W 10-3	
Mar. 23 William Jewell (H)	L 7-0	
Mar. 31 Northwest Missouri (A)*	L 6-5	
Mar. 31 Northwest Missouri (A)*	L 7-4	
Apr. 1 Lincoln (H)	W 8-0	
Apr. 1 Lincoln (H)	W 11-2	
Apr. 4 Southwest Missouri (A)	L 10-7	
Apr. 4 Southwest Missouri (A)	W 5-0	
Apr. 7 Northeast Missouri (A)*	W 6-4	
Apr. 11 Missouri (A)	L 10-2	
Apr. 11 Missouri (A)	L 8-1	
Apr. 14 Southwest Missouri (H)	L 10-7	
Apr. 17 Southwest Baptist (A)	W 9-7	
Apr. 17 Southwest Baptist (A)	T 10-10 #	
Apr. 19 Northeast Missouri (H)*	L 4-0	
Apr. 19 Northeast Missouri (H)*	W 10-0	
Apr. 26 Northeast Missouri (N) +	W 7-5	
Apr. 26 Missouri-St. Louis (N) +	L 12-3	
Apr. 28 Northwest Missouri (A) +	L 10-7	

* MIAA Northern Division games
 + MIAA Tournament game played at NWMSU
 # Game called after seven innings due to darkness

1985* Head Coach: Stu Rogers

21-24		10-2 MIAA
Mar. 4 Grambling (A)	L 6-5	
Mar. 4 Grambling (A)	L 6-4	
Mar. 5 Northeast Louisiana (A)	L 7-1	

Mar. 5 Northeast Louisiana (A)	L 7-2
Mar. 6 Louisiana College (A)	W 9-4
Mar. 7 Northwest Louisiana (A)	L 3-2
Mar. 7 Northwest Louisiana (A)	L 10-0
Mar. 8 Northwest Louisiana (A)	L 5-3
Mar. 8 Northwest Louisiana (A)	W 7-6
Mar. 9 Grambling (A)	L 6-0
Mar. 9 Grambling (A)	L 18-0
Mar. 14 Washburn (A)	L 7-2
Mar. 14 Washburn (A)	L 8-7
Mar. 16 Northwest Missouri (H) +	W 4-3
Mar. 16 Northwest Missouri (H) +	W 11-4
Mar. 19 Emporia State (A)	L 6-5
Mar. 19 Emporia State (A)	L 5-4
Mar. 24 Benedictine (A)	L 4-3
Mar. 24 Benedictine (A)	W 10-5
Mar. 25 Northeast Missouri (A) +	L 7-6
Mar. 25 Northeast Missouri (A) +	W 6-2
Mar. 26 Emporia State (H)	W 8-3
Mar. 26 Emporia State (H)	L 9-4
Mar. 28 Missouri Western (H)	W 5-2
Mar. 28 Missouri Western (H)	W 8-5
Apr. 1 Lincoln (A) +	W 14-6
Apr. 1 Lincoln (A) +	W 16-1
Apr. 3 Missouri (A)	L 11-3
Apr. 3 Missouri (A)	L 20-3
Apr. 7 Wisconsin-River Falls (H)	W 16-10
Apr. 7 Wisconsin-River Falls (H)	L 11-10
Apr. 8 Lincoln (H) +	W 5-3
Apr. 8 Lincoln (H) +	W 8-3
Apr. 9 Missouri-St. Louis (A)	L 5-4
Apr. 14 Northwest Missouri (A) +	L 9-3
Apr. 14 Northwest Missouri (A) +	W 1-0
Apr. 16 Missouri Southern (H)	L 9-6
Apr. 18 Evangel (A)	W 9-8
Apr. 18 Evangel (A)	W 7-6
Apr. 20 Missouri-St. Louis (H) +	W 7-0
Apr. 20 Northeast Missouri (H) +	W 8-5
Apr. 22 Southwest Baptist (H)	W 12-4
Apr. 22 Southwest Baptist (H)	W 6-4
Apr. 28 Missouri-St. Louis (N)*	L 5-1
Apr. 28 Northwest Missouri (N)*	L 10-5

+MIAA Northern Division Game
 *MIAA Playoffs at Cape Girardeau, MO

1986* Head Coach: Stu Rogers

27-17		10-2 MIAA
Mar. 5 Northwestern Louisiana (A)	W 4-2	
Mar. 5 Northwestern Louisiana (A)	W 13-8	
Mar. 6 Northwestern Louisiana (A)	L 6-2	
Mar. 6 Northwestern Louisiana (A)	L 5-2	
Mar. 7 Southern Arkansas (A)	L 10-5	
Mar. 15 Northeast Missouri (H) +	W 4-1	
Mar. 15 Northeast Missouri (H) +	W 5-1	
Mar. 21 Northern Iowa (H)	L 6-4	
Mar. 21 Northern Iowa (H)	W 5-4	
Mar. 22 Lincoln (H) +	W 2-0	
Mar. 22 Lincoln (H) +	W 6-0	
Mar. 23 Benedictine (H)	L 10-7	
Mar. 23 Benedictine (H)	W 4-3	
Mar. 25 Emporia State (H)	W 4-3	
Mar. 25 Emporia State (H)	L 9-6	
Mar. 26 Missouri (A)	L 11-9	
Mar. 29 Northwest Missouri (A) +	W 9-5	
Mar. 29 Northwest Missouri (A) +	L 10-7	
Mar. 30 Wisconsin-River Falls (H)	W 10-6	
Mar. 30 Wisconsin-River Falls (H)	W 10-3	
Apr. 1 Missouri Western (A)	L 9-6	
Apr. 1 Missouri Western (A)	L 11-6	
Apr. 4 Evangel (H)	W 7-5	
Apr. 4 Evangel (H)	W 6-1	
Apr. 5 Lincoln (A) +	W 5-3	
Apr. 5 Lincoln (A) +	W 4-3	
Apr. 6 School of the Ozarks (A)	W 6-1	
Apr. 6 School of the Ozarks (A)	L 6-4	
Apr. 8 Washburn (H)	W 16-15	
Apr. 12 Northwest Missouri (H) +	W 6-5	
Apr. 12 Northwest Missouri (H) +	L 8-7	
Apr. 13 Missouri Western (H)	W 4-2	
Apr. 13 Missouri Western (H)	L 5-2	
Apr. 15 St. Louis (H)	W 7-6	
Apr. 15 St. Louis (H)	L 7-5	
Apr. 19 Northeast Missouri (A) +	W 10-2	
Apr. 19 Northeast Missouri (A) +	W 3-1	
Apr. 22 Evangel (A)	W 6-5	
Apr. 22 Evangel (A)	L 5-1	
Apr. 25 Southeast Missouri (H)*	W 6-5	
Apr. 26 Missouri St. Louis (H)*	W 9-8	
Apr. 26 Southeast Missouri (H)*	W 9-3	
Apr. 29 Southwest Baptist (A)	L 14-4	





Apr. 29 Southwest Baptist (A) L 8-5
 1986 MIAA Champions
 +MIAA Northern Division Game
 *MIAA Playoffs at UCM

1987 * Head Coach: Stu Rogers

18-17 6-6 MIAA
 Mar.10 Northwestern Louisiana (A) W 8-7
 Mar.10 Northwestern Louisiana (A) W 8-4
 Mar.12 Northwestern Louisiana (A) L 6-5
 Mar.12 Northwestern Louisiana (A) L 3-2
 Mar.13 Louisiana Tech (A) L 12-2
 Mar.13 Louisiana Tech (A) L 6-3
 Mar.16 SIU-Edwardsville (A) L 6-1
 Mar.16 SIU-Edwardsville (A) L 1-0
 Mar.20 Northern Iowa (H) W 6-5
 Mar.20 Northern Iowa (H) W 9-8
 Mar.25 Missouri (A) L 18-6
 Mar.26 Emporia State (A) L 6-4
 Mar.26 Emporia State (A) W 12-3
 Mar.31 Missouri Western (A) W 13-3
 Mar.31 Missouri Western (A) W 15-2
 Apr.1 Lincoln (H) * W 10-7
 Apr.1 Lincoln (H) * W 12-3
 Apr.4 Northwest Missouri (H) * W 6-3
 Apr.4 Northwest Missouri (H) * L 12-6
 Apr.5 Washburn (H) L 6-4
 Apr.5 Washburn (H) W 6-5
 Apr.8 Lincoln (A) * L 1-0
 Apr.8 Lincoln (A) * W 5-1
 Apr.9 Culver-Stockton (H) W 9-5
 Apr.9 Culver Stockton (H) W 16-3
 Apr.11 Northwest Missouri (A) * L 8-6
 Apr.11 Northwest Missouri (A) * L 16-14
 Apr.12 Emporia State (H) L 5-0
 Apr.12 Emporia State (H) L 2-0
 Apr.18 Northeast Missouri (H) * W 5-2
 Apr.18 Northeast Missouri (H) * W 3-0
 Apr.20 Northeast Missouri (A) * L 5-3
 Apr.20 Northeast Missouri (A) * L 9-6
 Apr.30 Southwest Baptist (H) W 7-1
 Apr.30 Southwest Baptist (H) W 3-2
 * MIAA Northern Division Game

1988 * Head Coach: Stu Rogers

35-19 9-4 MIAA
 Mar.5 Missouri (A) L 13-3
 Mar.7 Kansas (A) L 7-3
 Mar.8 Southwest Baptist (H) W 5-3
 Mar.8 Southwest Baptist (H) W 5-2
 Mar.9 Washburn (A) W 10-9
 Mar.9 Washburn (A) L 10-8
 Mar.12 SIU-Edwardsville (H) L 5-3
 Mar.12 SIU-Edwardsville (H) L 13-8
 Mar.14 Northwestern Louisiana (A) L 14-6
 Mar.14 Northwestern Louisiana (A) L 5-4
 Mar.15 Northwestern Louisiana (A) L 1-0
 Mar.15 Northwestern Louisiana (A) L 9-3
 Mar.17 Northeast Louisiana (A) W 5-1
 Mar.17 Northeast Louisiana (A) L 12-3
 Mar.20 Northern Iowa (H) W 8-0
 Mar.20 Northern Iowa (H) W 6-5
 Mar.22 Missouri Western (A) W 11-3
 Mar.22 Missouri Western (A) W 13-4
 Mar.23 Nebraska-Omaha (H) W 12-2
 Mar.24 Nebraska-Omaha (H) W 11-0
 Mar.26 Washburn (H) L 7-4
 Mar.26 Washburn (H) W 9-8
 Mar.27 Emporia State (A) L 13-10
 Mar.27 Emporia State (A) W 20-10
 Mar.31 Evangel (H) W 6-2
 Mar.31 Evangel (H) W 9-0
 Apr.4 Northeast Missouri (H) % W 17-3
 Apr.4 Northeast Missouri (H) % W 2-0
 Apr.6 Northwest Missouri (A) % L 11-7
 Apr.6 Northwest Missouri (A) % W 14-8
 Apr.9 Lincoln (A) % W 10-0
 Apr.9 Lincoln (A) % W 5-4
 Apr.10 Missouri-St. Louis (A) W 12-8
 Apr.10 Missouri-St. Louis (A) W 14-4
 Apr.12 Southwest Baptist (A) W 12-6
 Apr.12 Southwest Baptist (A) W 6-2
 Apr.14 Emporia State (H) W 5-4
 Apr.14 Emporia State (H) L 4-3
 Apr.15 Missouri-St. Louis (H) W 6-3
 Apr.16 Lincoln (H) % W 1-0
 Apr.16 Lincoln (H) % W 16-0
 Apr.17 Missouri Western (H) W 14-6
 Apr.17 Missouri Western (H) W 16-1

Apr.20 Northeast Missouri (A) % L 6-5
 Apr.20 Northeast Missouri (A) % W 11-8
 Apr.23 Northwest Missouri (H) % L 4-3
 Apr.23 Northwest Missouri (H) % W 12-5
 Apr.25 Northwest Missouri (N) * L 7-6
 Apr.29 Missouri-St. Louis (N) + W 3-1
 Apr.30 Northwest Missouri (A) + W 12-8
 May 1 Missouri-St. Louis (N) + W 6-3
 May 20 Troy State (N) # W 8-7
 May 21 Jacksonville State (N) # L 13-3
 May 22 Delta State (A) # L 9-8
 %MIAA Northern Division Game
 *Playoff game at St. Joseph, MO. to determine MIAA Northern Division championship
 +Miaa Tournament at Maryville, MO.-1st Place
 #NCAA South Central Regional at Cleveland, Miss.-3rd Place

1989 * Head Coach: Stu Rogers


38-16-2 8-4 MIAA
 Mar.9 Emporia State (A) W 7-1
 Mar.9 Emporia State (A) L 8-5
 Mar.12 Troy State (A) W 11-7
 Mar.12 Troy State (A) L 4-2
 Mar.13 Troy State (A) W 7-3
 Mar.15 Wayne State (N) L 7-1
 Mar.15 Wayne State (N) W 12-2
 Mar.16 Marietta (N) T 6-6
 Mar.16 Wayne State (N) T 6-6
 Mar.17 Eastern Illinois (N) L 4-2
 Mar.17 Charleston (N) L 9-4
 Mar.23 Emporia State (H) L 7-4
 Mar.23 Emporia State (H) W 8-4
 Mar.25 Washburn (A) W 9-4
 Mar.25 Washburn (A) W 2-0
 Mar.28 Southwest Baptist (H) W 10-0
 Mar.28 Southwest Baptist (H) W 13-3
 Mar.29 Wisconsin-River Falls (H) W 9-1
 Mar.29 Wisconsin-River Falls (H) W 12-2
 Apr.1 Northeast Missouri (A) ! W 9-1
 Apr.1 Northeast Missouri (A) ! W 11-3
 Apr.5 Northwest Missouri (H) ! L 8-3
 Apr.5 Northwest Missouri (H) ! W 8-0
 Apr.8 Lincoln (H) ! W 12-1
 Apr.8 Lincoln (H) ! W 11-1
 Apr.9 Benedictine (H) W 8-3
 Apr.9 Benedictine (H) W 5-2
 Apr.10 Missouri Baptist (H) L 8-7
 Apr.10 Missouri Baptist (H) L 8-4
 Apr.12 Missouri (A) W 8-7
 Apr.13 Southwest Baptist (A) L 8-6
 Apr.13 Southwest Baptist (A) W 15-4
 Apr.15 Northeast Missouri (H) ! L 6-4
 Apr.15 Northeast Missouri (H) ! W 12-3
 Apr.16 Missouri Valley (H) W 4-2
 Apr.16 Missouri Valley (H) W 11-0
 Apr.19 Northwest Missouri (A) ! L 5-2
 Apr.19 Northwest Missouri (A) ! L 9-3
 Apr.22 Lincoln (A) ! W 15-2
 Apr.22 Lincoln (A) ! W 11-4
 Apr.23 Missouri Western (H) W 18-1
 Apr.23 Missouri Western (H) W 5-3
 Apr.24 Washburn (H) L 14-8
 Apr.24 Washburn (H) W 7-2
 Apr.25 Missouri Western (A) W 10-6
 Apr.25 Missouri Western (A) W 7-4
 Apr.29 Southeast Missouri (A) + W 7-5
 Apr.29 Northwest Missouri (N) + W 6-1
 Apr.30 Northwest Missouri (N) + W 6-1
 May 12 St. Louis (A) W 9-4
 May 12 St. Louis (A) W 25-8
 May 19 Northwest Missouri (H) # W 18-8
 May 20 SIU-Edwardsville (H) # W 8-1
 May 20 SIU-Edwardsville (H) # W 4-3
 May 28 Rollins (N) * L 6-3
 May 29 New Haven (N) * L 12-4
 ! MIAA Northern Division Game
 + MIAA Tournament at Cape Girardeau, MO.-1st Place
 #NCAA Central Regional at Warrensburg, MO.-1st Place
 *NCAA Division II Championship at Montgomery, AL

1990 * Head Coach: Stu Rogers

37-18 11-5 MIAA
 Mar 1 Missouri-St. Louis (A) L 9-8
 Mar 1 Missouri-St. Louis (A) W 4-3
 Mar 6 Missouri (A) L 14-5
 Mar 9 Missouri Valley (H) W 5-1
 Mar 9 Missouri Valley (H) W 3-2
 Mar 12 Sacred Heart (N) W 5-4

Mar 13 Southern Indiana (N) L 13-8
 Mar 14 Southern Indiana (N) L 5-2
 Mar 14 Sacred Heart (N) L 5-4
 Mar 15 Armstrong State (A) L 4-3
 Mar 16 Southern Indiana (N) W 12-4
 Mar 20 Southwest Baptist (A) W 12-2
 Mar 20 Southwest Baptist (A) W 19-7
 Mar 21 Bellevue (A) W 7-3
 Mar 21 Bellevue (A) L 8-5
 Mar 22 Kansas (A) L 6-5
 Mar 30 Missouri Western (H) * L 7-6
 Mar 30 Missouri Western (H) * L 4-3
 Apr 1 Lincoln (H) W 5-0
 Apr 1 Lincoln (H) W 28-5
 Apr 2 Northeast Missouri (H) * W 10-5
 Apr 2 Northeast Missouri (H) * W 16-1
 Apr 4 SIU-Edwardsville (A) L 9-6
 Apr 4 SIU-Edwardsville (A) L 11-2
 Apr 7 NW Missouri (A) * W 13-5
 Apr 7 Northwest Missouri (A) * L 4-2
 Apr 8 Missouri-St. Louis (H) W 2-1
 Apr 8 Missouri-St. Louis (H) W 6-1
 Apr 11 Missouri Western (A) * W 8-4
 Apr 11 Missouri Western (A) * W 9-5
 Apr 12 Emporia State (A) L 6-1
 Apr 12 Emporia State (A) W 3-1
 Apr 14 Washburn (H) * L 3-2
 Apr 14 Washburn (H) * W 6-4
 Apr 16 Washburn (A) * W 4-3
 Apr 16 Washburn (A) * W 22-6
 Apr 18 Northeast Missouri (A) * W 5-1
 Apr 18 Northeast Missouri (A) * W 10-3
 Apr 19 Southwest Baptist (H) W 6-1
 Apr 19 Southwest Baptist (H) W 2-1
 Apr 21 Missouri Baptist (H) W 9-0
 Apr 21 Missouri Baptist (H) W 7-1
 Apr 23 Northwest Missouri (H) * W 1-0
 Apr 23 Northwest Missouri (H) * L 4-0
 Apr 24 SIU-Edwardsville (H) W 13-1
 Apr 24 SIU-Edwardsville (H) W 3-1
 Apr 28 Missouri Southern (N) ! W 16-6
 Apr 29 Northwest Missouri (A) ! W 10-3
 Apr 30 Missouri Southern (N) ! W 11-2
 May 18 South Dakota State (N) + W 7-5
 May 20 SIU-Edwardsville (A) + W 3-2
 May 20 SIU-Edwardsville (A) + W 7-6
 May 26 Tampa (N) \$ L 10-2
 May 28 Philadelphia Textile (N) \$ W 25-9
 May 30 Tampa (N) \$ L 10-5

* - MIAA Game; ! - MIAA Tournament;
 + - Regional Tournament; \$ - D-II World Series



Dennis Woody
 1991-1993
 84-44-1

1991 * Head Coach: Dennis Woody

33-17 8-3 MIAA
 Feb 18 Peru State (H) W 11-0
 Feb 18 Peru State (H) W 8-3
 Feb 22 Bellevue (H) W 7-3
 Feb 22 Bellevue (H) W 7-2
 Feb 28 Missouri Western (H) W 17-2
 Mar 2 Coll of the Ozarks (H) W 9-6
 Mar 2 Coll of the Ozarks (H) W 10-3
 Mar 5 Southwest Baptist (A) W 21-11
 Mar 10 Evansville (N) W 9-4
 Mar 11 Liberty (N) L 3-1
 Mar 12 Geneva (N) W 6-3
 Mar 15 St. Leo (N) L 10-2
 Mar 16 Valdosta State (A) W 7-6
 Mar 20 Missouri Southern (A) L 9-8
 Mar 20 Missouri Southern (A) L 9-8
 Mar 21 N' eastern Oklahoma (N) W 11-1
 Mar 21 N' eastern Oklahoma (N) W 11-9
 Mar 23 Northeast Missouri (H) * W 18-3
 Mar 23 Northeast Missouri (H) * W 5-1
 Mar 24 Northeast Missouri (H) * W 8-3
 Mar 26 Tarkio (H) L 6-1
 Mar 26 Tarkio (H) W 3-0
 Mar 28 Emporia State (A) L 11-4





Year-by-Year Results

Mar 28	Emporia State (A)	L 10-5
Mar 30	NW Missouri (A) *	L 11-10
Mar 30	Northwest Missouri (A) *	W 3-2
Mar 30	NW Missouri (A) *	W 19-5
Apr 4	SIU-Edwardsville (A)	W 4-3
Apr 4	SIU-Edwardsville (A)	W 7-4
Apr 6	Lincoln (H) *	W 4-0
Apr 6	Lincoln (H) *	L 4-3
Apr 7	Lincoln (H) *	W 14-3
Apr 9	Missouri (A)	L 10-3
Apr 10	Northeast Missouri (A)	W 20-4
Apr 10	Northeast Missouri (A)	W 10-4
Apr 12	Missouri Western (A) *	L 6-2
Apr 15	Emporia State (H)	W 8-4
Apr 15	Emporia State (H)	W 4-0
Apr 17	Missouri Western (A) *	W 12-5
Apr 22	Missouri-St. Louis (H)	W 7-0
Apr 23	Pittsburg State (A)	W 14-5
Apr 23	Pittsburg State (A)	W 10-2
Apr 26	Missouri Southern (A) !	L 8-3
Apr 26	Washburn (N) !	L 5-2
May 1	Missouri Valley (H)	L 3-1
May 1	Missouri Valley (H)	L 16-6
May 9	SIU-Edwardsville (H)	W 2-1
May 9	SIU-Edwardsville (H)	W 7-4
May 17	Regis (N) +	L 15-11
May 17	Missouri Southern (N) +	L 17-10

* - MIAA Game; ! - MIAA Tournament; + - Regional Tournament

1992 * Head Coach: Dennis Woody

27-17		8-1 MIAA
Feb 22	Missouri Valley (H)	W 3-2
Feb 22	Missouri Valley (H)	W 6-1
Feb 23	Missouri (A)	L 6-2
Feb 28	Arkansas (A)	L 9-1
Feb 29	College of the Ozarks (A)	W 7-4
Feb 29	College of the Ozarks (A)	W 4-2
Mar 2	Culver-Stockton (H)	W 10-3
Mar 2	Culver-Stockton (H)	L 6-5
Mar 3	Lincoln (H)	W 2-0
Mar 3	Lincoln (H)	W 9-1
Mar 5	Missouri Baptist (H)	W 5-0
Mar 5	Missouri Baptist (H)	W 6-3
Mar 8	Florida Southern (A)	L 9-1
Mar 9	Tampa (A)	L 12-6
Mar 10	Ashland (N)	W 21-0
Mar 12	Ithaca (N)	W 10-9
Mar 13	Troy State (A)	L 8-5
Mar 16	Northern Iowa (H)	L 7-6
Mar 23	Washburn (H) *	W 3-0
Mar 23	Washburn (H) *	W 9-0
Mar 24	Ottawa (H)	W 3-1
Mar 24	Ottawa (H)	W 9-1
Mar 28	Missouri Western (H) *	W 2-1
Mar 28	Missouri Western (H) *	W 1-0
Mar 31	Missouri Southern (H)	L 6-3
Apr 1	Missouri Valley (H)	W 11-7
Apr 1	Missouri Valley (H)	W 5-3
Apr 4	Emporia State (A) *	W 12-7
Apr 4	Emporia State (A) *	W 16-2
Apr 5	Emporia State (A) *	W 17-9
Apr 7	Southwest Baptist (H)	W 6-0
Apr 7	Southwest Baptist (H)	W 4-0
Apr 8	SIU-Edwardsville (A)	L 4-3
Apr 8	SIU-Edwardsville (A)	L 13-12
Apr 13	Northwest Missouri (H) *	W 9-0
Apr 13	Northwest Missouri (H) *	L 5-2
Apr 14	Lincoln (A)	W 6-0
Apr 14	Lincoln (A)	W 11-5
Apr 24	Missouri-St. Louis (H) !	L 9-4
Apr 25	Missouri Southern (H) !	L 16-11
Apr 29	SIU-Edwardsville (H)	W 6-2
Apr 29	SIU-Edwardsville (H)	L 5-3
May 8	Wichita State (A)	L 9-4
May 9	Wichita State (A)	L 20-7


* - MIAA Game; ! - MIAA Tournament

1993 * Head Coach: Dennis Woody

24-10-1		14-3 MIAA
Mar 1	Mankato State (N)	W 3-1
Mar 1	Mankato State (N)	L 10-1
Mar 2	Morningside (N)	W 11-10
Mar 2	Morningside (N)	W 6-3
Mar 8	South Dakota State (N)	W 2-1
Mar 9	Missouri Southern (A) *	L 9-3
Mar 10	Pittsburg State (A) *	L 11-10
Mar 11	Missouri-Rolla (H) *	W 11-2
Mar 14	Avila (H)	W 17-2
Mar 14	Avila (H)	T 3-3

Mar 16	Missouri (A)	L 7-5
Mar 20	Northeast Missouri (H) *	W 8-1
Mar 21	Northeast Missouri (H) *	W 22-7
Mar 21	Northeast Missouri (H) *	W 4-1
Mar 24	William Jewell (H)	W 10-0
Mar 24	William Jewell (H)	W 17-1
Mar 27	NW Missouri (A) *	W 13-12
Mar 28	NW Missouri (A) *	W 26-5
Mar 28	Northwest Missouri (A) *	L 2-1
Mar 29	Southwest Baptist (H) *	W 11-1
Apr 6	Emporia State (H) *	W 6-2
Apr 6	Emporia State (H) *	W 13-3
Apr 7	Wichita State (A)	L 11-6
Apr 10	Missouri Western (A) *	W 3-1
Apr 10	Missouri Western (A) *	W 8-6
Apr 11	Missouri Western (A) *	W 3-1
Apr 12	Lindenwood (H)	L 7-4
Apr 13	Southwest Missouri (A)	L 7-6
Apr 18	Washburn (A) *	W 12-1
Apr 18	Washburn (A) *	W 4-0
Apr 23	Southwest Baptist (N) !	W 9-0
Apr 24	Emporia State (N) !	L 7-6
Apr 24	Missouri-St. Louis (A) !	L 15-11
Apr 28	SIU-Edwardsville (A)	W 2-1
Apr 28	SIU-Edwardsville (A)	W 10-2

* - MIAA Game; ! - MIAA Tournament



Dave Van Horn

1994
51-11


1994 * Head Coach: Dave Van Horn

51-11		15-1 MIAA (1st)
Feb 17	Lincoln (H)	W 7-1
Feb 17	Lincoln (H)	W 10-0
Feb 18	Bellevue (H)	L 5-4
Feb 18	Bellevue (H)	W 8-3
Feb 21	Missouri (A)	W 11-5
Mar 4	Lincoln (A)	W 12-2
Mar 4	Lincoln (A)	W 16-2
Mar 5	Missouri Baptist (H)	W 12-2
Mar 5	Missouri Baptist (H)	W 10-4
Mar 6	Culver-Stockton (H)	W 12-2
Mar 6	Culver-Stockton (H)	W 11-1
Mar 10	Coll of the Ozarks (H)	W 15-2
Mar 10	Coll of the Ozarks (H)	W 20-7
Mar 12	Kansas (A)	L 8-7
Mar 13	Kansas (A)	L 14-5
Mar 14	Oral Roberts (A)	L 7-1
Mar 15	Cameron (A)	W 8-2
Mar 16	Cameron (A)	L 11-1
Mar 16	Cameron (A)	W 13-11
Mar 19	Washburn (H) *	W 14-0
Mar 19	Washburn (H) *	W 5-2
Mar 20	Washburn (H) *	W 4-1
Mar 20	Washburn (H) *	L 3-2
Mar 23	Missouri-St. Louis (A)	L 9-7
Mar 23	Missouri-St. Louis (A)	W 10-8
Mar 27	Missouri Western (H) *	W 9-8
Mar 28	Missouri Western (H) *	W 6-1
Mar 28	Missouri Western (H) *	W 12-2
Mar 30	Rockhurst (H)	W 4-0
Mar 30	Rockhurst (H)	W 6-0
Apr 1	Emporia State (A) *	W 14-12
Apr 1	Emporia State (A) *	W 12-4
Apr 2	Emporia State (A) *	W 11-8
Apr 4	Lindenwood (H)	W 10-0
Apr 4	Lindenwood (H)	W 18-5
Apr 13	SIU-Edwardsville (H)	W 2-0
Apr 13	SIU-Edwardsville (H)	W 11-10
Apr 16	NE Missouri (A) *	W 28-10
Apr 17	Northeast Missouri (A) *	W 17-3
Apr 17	Northeast Missouri (A) *	W 6-4
Apr 17	Northeast Missouri (A) *	W 11-0
Apr 19	NW Missouri (H) *	W 15-5
Apr 19	NW Missouri (H) *	W 11-0
Apr 23	Southwest Baptist (H) *	W 5-4
Apr 23	Southwest Baptist (H) *	W 16-0
Apr 29	Missouri-St. Louis (H) !	L 7-4
May 1	Pittsburg State (H) !	W 7-4
May 1	Missouri Southern (H) !	W 11-0
May 8	Missouri Valley (H)	W 13-3

May 8	Missouri Valley (H)	W 10-4
May 13	Missouri-St. Louis (H) !	W 6-1
May 13	Missouri-St. Louis (H) !	W 8-4
May 15	Oklahoma State (A)	L 7-6
May 16	Oklahoma State (A)	L 26-13
May 19	Northern Colorado (H) +	W 7-5
May 20	South Dakota State (H) +	W 20-8
May 20	South Dakota State (H) +	W 19-7
May 29	California-Riverside (N) \$	W 9-6
May 31	Armstrong State (N) \$	W 8-7
June 2	Delta State (N) \$	L 10-3
June 3	Delta State (N) \$	W 8-2
June 4	Florida Southern (N) \$	W 14-9

* - MIAA Game; ! - MIAA Tournament; + - Regional Tournament; \$ - D-II World Series

****National Champions****



Brad Hill

1995-2003
418-91

1995 * Head Coach: Brad Hill

49-10		19-1 MIAA (1st)
Feb 18	Southern Arkansas (A)	L 4-3
Feb 18	Southern Arkansas (A)	L 7-4
Feb 19	Arkansas Tech (A)	L 11-3
Feb 20	Arkansas-Little Rock (A)	W 8-5
Feb 25	Missouri (A)	W 24-15
Mar 8	Arkansas (A)	L 9-8
Mar 11	Central Oklahoma (N)	W 3-0
Mar 11	Fort Hays State (A)	W 15-8
Mar 12	Central Oklahoma (N)	L 4-3
Mar 12	Fort Hays State (A)	W 6-3
Mar 15	Missouri-St. Louis (H)	L 6-4
Mar 15	Missouri-St. Louis (H)	W 12-0
Mar 18	Missouri Western (A) *	W 13-2
Mar 18	Missouri Western (A) *	W 11-4
Mar 19	Missouri Western (A) *	W 11-5
Mar 19	Missouri Western (A) *	L 7-3
Mar 21	Nebraska-Omaha (N)	W 19-15
Mar 21	Northern Colorado (N)	W 10-5
Mar 23	Coll of the Ozarks (A)	W 22-6
Mar 23	Coll of the Ozarks (A)	W 6-1
Mar 25	Emporia State (H) *	W 6-3
Mar 25	Emporia State (H) *	W 5-1
Mar 26	Emporia State (H) *	W 11-0
Mar 26	Emporia State (H) *	W 6-3
Mar 28	Pittsburg State (H)	W 6-2
Mar 28	Pittsburg State (H)	W 10-9
Mar 30	Lincoln (H)	W 19-4
Mar 30	Lincoln (H)	W 11-0
Apr 1	Northwest Missouri (A) *	W 7-5
Apr 1	Northwest Missouri (A) *	W 7-4
Apr 2	NW Missouri (A) *	W 26-2
Apr 2	Northwest Missouri (A) *	W 6-3
Apr 5	SIU-Edwardsville (H)	W 5-4
Apr 5	SIU-Edwardsville (H)	L 8-4
Apr 8	Northeast Missouri (H) *	W 10-0
Apr 8	Northeast Missouri (H) *	W 8-1
Apr 9	Northeast Missouri (H) *	W 3-2
Apr 9	Northeast Missouri (H) *	W 11-3
Apr 14	Washburn (A) *	W 10-6
Apr 14	Washburn (A) *	W 1-0
Apr 15	Washburn (A) *	W 9-4
Apr 15	Washburn (A) *	W 5-1
Apr 19	Lincoln (A)	W 11-2
Apr 19	Lincoln (A)	W 5-0
Apr 22	Southwest Baptist (H) *	W 2-1
Apr 22	Southwest Baptist (H) *	W 4-2
Apr 28	Northwest Missouri (H) !	W 10-3
May 2	Rockhurst (H)	W 5-4
May 5	Missouri Southern (A) !	W 3-2
May 13	Missouri Southern (A) !	W 18-12
May 15	Benedictine (H)	W 1-0
May 15	Benedictine (H)	W 2-1
May 19	Missouri Southern (H) +	W 3-2
May 19	South Dakota State (H) +	W 11-1
May 20	South Dakota State (H) +	W 15-10
May 28	Georgia College (N) \$	L 19-3
May 29	New Haven (N) \$	W 9-4
May 31	California-Davis (N) \$	W 15-8
June 1	Florida Southern (N) \$	L 9-7





* - MIAA Game; ! - MIAA Tournament;
 + - Regional Tournament;
 \$ - D-II World Series

1996 * Head Coach: Brad Hill

40-12		16-2 MIAA (1st)	
Feb 16	Arkansas-Little Rock (A)	L	9-3
Feb 17	Harding (A)	W	3-2
Feb 17	Harding (A)	L	3-0
Feb 18	Arkansas Tech (A)	L	10-1
Feb 23	Central Oklahoma (A)	W	2-1
Feb 23	Central Oklahoma (A)	W	5-2
Feb 24	Oklahoma Christian (A)	L	4-2
Feb 25	Central Oklahoma (A)	L	6-5
Mar 3	Benedictine (H)	W	7-5
Mar 10	Ft. Hays State (H)	W	7-6
Mar 11	Ft. Hays State (H)	L	11-4
Mar 11	Ft. Hays State (H)	W	2-0
Mar 12	Missouri (A)	L	13-9
Mar 16	Oakland (N)	L	6-3
Mar 16	Hillsdale (N)	W	9-1
Mar 17	Pittsburg State (A)	W	9-6
Mar 18	Harris-Stowe (H)	W	9-4
Mar 18	Harris-Stowe (H)	W	22-15
Mar 21	Lindenwood (H)	W	12-1
Mar 21	Lindenwood (H)	W	11-0
Mar 23	Emporia State (A) *	W	24-7
Mar 23	Emporia State (A) *	L	13-8
Mar 24	Emporia State (A) *	L	5-1
Mar 28	Missouri Baptist (H)	W	13-3
Mar 30	Northwest Missouri (H) *	W	6-3
Mar 30	Northwest Missouri (H) *	W	5-4
Mar 31	NW Missouri (H) *	W	12-9
Mar 31	NW Missouri (H) *	W	11-9
Apr 2	Southwest Baptist (A)	W	22-8
Apr 2	Southwest Baptist (A)	W	23-3
Apr 5	Northeast Missouri (A) *	W	9-4
Apr 5	Northwest Missouri (A) *	W	7-0
Apr 6	Northeast Missouri (A) *	W	16-3
Apr 6	Northeast Missouri (A) *	W	3-2
Apr 9	Lincoln (A)	W	17-1
Apr 9	Lincoln (A)	W	7-4
Apr 13	Washburn (H) *	W	10-5
Apr 13	Washburn (H) *	W	11-1
Apr 14	Washburn (H) *	W	4-1
Apr 16	Southwest Baptist (H)	W	7-2
Apr 16	Southwest Baptist (H)	W	10-2
Apr 20	Missouri Western (H) *	W	7-5
Apr 20	Missouri Western (H) *	W	5-3
Apr 21	Missouri Western (H) *	W	6-2
Apr 21	Missouri Western (H) *	W	5-4
Apr 23	Rockhurst (H)	W	2-1
Apr 26	Lincoln (N) !	W	23-5
Apr 26	Missouri Southern (N) !	W	14-7
Apr 27	Northwest Missouri (N) !	W	3-0
May 3	Emporia State (N) !	W	7-3
May 16	Mankato State (N) +	L	1-5
May 17	Missouri-St. Louis (N) +	L	3-4

* - MIAA Game; ! - MIAA Tournament;
 + - Regional Tournament

1997 * Head Coach: Brad Hill

39-13		17-2 MIAA (1st)	
Feb 28	Oklahoma City (A)	L	7-3
Mar 1	Central Oklahoma (A)	W	4-1
Mar 1	Central Oklahoma (A)	W	5-3
Mar 2	Central Oklahoma (A)	W	18-2
Mar 4	Arkansas (A)	L	22-6
Mar 5	Southwest Baptist (H)	W	11-2
Mar 8	Lincoln (H) *	W	7-1
Mar 8	Lincoln (H) *	W	7-1
Mar 12	Missouri Southern (A) *	W	13-3
Mar 12	Missouri Southern (A) *	W	5-3
Mar 15	Mankato State (H)	L	8-7
Mar 16	Mankato State (H)	W	5-3
Mar 16	Mankato State (H)	W	5-4
Mar 19	Lindenwood (H)	L	7-4
Mar 19	Lindenwood (H)	W	11-3
Mar 20	Coll of the Ozarks (H)	W	17-7
Mar 22	NW Missouri State (A) *	W	9-7
Mar 22	NW Missouri State (A) *	W	17-9
Mar 23	NW Missouri State (A) *	W	13-7
Mar 25	Minnesota-Morris (N)	W	13-0
Mar 25	Nebraska-Omaha (N)	L	8-5
Mar 28	Truman State (H) *	W	19-3
Mar 28	Truman State (H) *	W	5-3
Mar 29	Truman State (H) *	W	5-1
Apr 1	Rockhurst (A)	L	14-9
Apr 2	Missouri-Rolla (H) *	L	7-6
Apr 2	Missouri-Rolla (H) *	L	5-1
Apr 8	Southwest Baptist (A) *	W	11-2
Apr 8	Southwest Baptist (A) *	W	2-1
Apr 9	Missouri (A)	L	11-7
Apr 16	Pittsburg State (H) *	W	8-3
Apr 16	Pittsburg State (H) *	W	16-9
Apr 19	Emporia State (H) *	W	4-0
Apr 19	Emporia State (H) *	W	15-8
Apr 20	Emporia State (H) *	W	9-8
Apr 23	Missouri Valley (H) *	W	24-1
Apr 25	Missouri Western (N) !	W	4-1
Apr 25	Washburn (A) !	W	11-5
Apr 26	Missouri Southern (N) !	W	14-9
Apr 30	Rockhurst (H)	W	21-9
May 3	Missouri-Rolla (N) !	W	9-8
May 3	Missouri-Rolla (N) !	W	17-2
May 10	Quincy (A)	W	10-3
May 10	Quincy (A)	L	17-8
May 11	Quincy (A)	W	3-2
May 11	Quincy (A)	L	20-1
May 15	Mankato State (N) +	W	6-2
May 16	Pittsburg State (N) +	W	14-7
May 16	Pittsburg State (N) +	W	3-1
May 24	Central Oklahoma (N) \$	L	13-4
May 26	Slippery Rock (N) \$	W	18-6
May 29	Kennesaw State (N) \$	L	7-4

* - MIAA Game; ! - MIAA Tournament;
 + - Regional Tournament; \$ - D-II World Series

1998 * Head Coach: Brad Hill

39-8		20-2 MIAA (1st)	
Feb 20	Arkansas Tech (A)	W	17-12
Feb 21	Harding (A)	L	6-3
Feb 21	Harding (A)	W	13-1
Feb 22	Arkansas Tech (A)	W	3-0
Feb 28	West Texas A&M (A)	W	4-2
Feb 28	West Texas A&M (A)	W	6-4
Mar 1	West Texas A&M (A)	L	12-7
Mar 1	West Texas A&M (A)	W	18-6
Mar 4	Southwest Baptist (A)	W	12-0
Mar 24	Harris-Stowe (H)	L	2-1
Mar 24	Harris-Stowe (H)	W	13-1
Mar 25	Benedictine (H)	W	21-6
Mar 27	Missouri (A)	L	15-1
Mar 29	Truman State (A) *	W	10-1
Mar 29	Truman State (A) *	W	5-1
Apr 1	Missouri Valley (H)	W	14-2
Apr 2	Avila (H)	W	19-7
Apr 4	Washburn (H) *	W	12-5
Apr 4	Washburn (H) *	L	11-9
Apr 5	Washburn (H) *	W	9-5
Apr 10	Missouri Western (H) *	W	13-1
Apr 10	Missouri Western (H) *	W	14-0
Apr 11	Missouri Western (H) *	W	11-8
Apr 13	Lincoln (A) *	L	10-9
Apr 13	Lincoln (A) *	W	18-10
Apr 15	Pittsburg State (A) *	W	13-5
Apr 15	Pittsburg State (A) *	W	18-3
Apr 18	Emporia State (A) *	W	10-8
Apr 18	Emporia State (A) *	W	19-8
Apr 19	Emporia State (A) *	W	24-6
Apr 20	Missouri-Rolla (A) *	W	17-6
Apr 20	Missouri-Rolla (A) *	W	11-1
Apr 22	Missouri Southern (H) *	W	13-2
Apr 22	Missouri Southern (H) *	W	11-6
Apr 25	NW Missouri (H) *	W	19-5
Apr 25	NW Missouri (H) *	W	5-1
Apr 26	NW Missouri (H) *	W	16-4
May 2	Truman State (H) *	W	14-2
May 2	Truman State (H) *	W	10-4
May 8	Lincoln (H) !	W	16-4
May 9	Emporia State (H) !	W	19-3
May 10	Lincoln (H) !	W	16-4
May 14	Pittsburg State (H) +	W	10-2
May 15	Northern Colorado (H) +	W	7-4
May 16	Winona State (H) +	W	15-3
May 23	Tampa (N) \$	L	9-5
May 23	Cal State-Chico (N) \$	L	13-11

* - MIAA Game; ! - MIAA Tournament;
 + - Regional Tournament; \$ - D-II World Series

1999 * Head Coach: Brad Hill

43-10		20-1 MIAA (1st, Reg. Season)	
Feb 19	Harding (N)	W	26-3
Feb 19	College of Ozarks (A)	L	10-9
Feb 20	Central Arkansas (A)	W	12-7
Feb 20	Central Arkansas (A)	W	8-3
Feb 21	Arkansas Tech (A)	W	11-9
Feb 26	E. Central Okla. (A)	W	16-15
Feb 27	Central Okla. (A)	W	7-1
Feb 27	Central Okla. (A)	L	10-2
Feb 28	Central Okla. (A)	L	16-4
Mar 3	Missouri (A)	L	11-5
Mar 6	Minn. St.-Mankato (H)	W	5-4
Mar 6	Minn. St.-Mankato (H)	W	4-3
Mar 7	Minn. St.-Mankato (H)	W	8-1
Mar 16	Harris-Stowe (H)	W	8-0
Mar 16	Harris-Stowe (H)	W	13-10
Mar 17	SIU-Edwardsville (A)	L	8-5
Mar 17	SIU-Edwardsville (A)	W	11-8
Mar 19	W. Texas A&M (H)	W	10-3
Mar 20	W. Texas A&M (H)	W	1-0
Mar 20	Rockhurst (H)	W	8-1
Mar 21	Minn.-Morris (H)	W	21-8
Mar 23	Rockhurst (A)	W	8-1
Mar 24	Washburn (A) *	W	10-1
Mar 24	Washburn (A) *	L	6-4
Mar 27	Mo.-Rolla (H) *	W	8-1
Mar 27	Mo. Rolla (H) *	W	7-3
Mar 28	Mo.-Rolla (H) *	W	15-4
Mar 30	Lindenwood (H)	W	10-3
Mar 31	Mo. Western (A) *	W	3-0
Mar 31	Mo. Western (A) *	W	8-1
Apr 2	SW Baptist (A) *	W	14-2
Apr 3	SW Baptist (A) *	W	19-6
Apr 7	Emporia State (H) *	W	10-3
Apr 7	Emporia State (H) *	W	4-3
Apr 10	Pittsburg State (H) *	W	13-6
Apr 10	Pittsburg State (H) *	W	5-2



1994 Central Missouri Mules Baseball Team
 NCAA Division II National Champions

Front(L-R): George Shrum, Rick Ladjevich, Bob Poisal, Ryan Toben, Shea O'Rourke, Brooks Welner, Jason Young, Neil Feldewerth. Middle (L-R): Head Coach Dave Van Horn, Trainer Ed Finan, Curt Hassler, Mark Somogy, Craig Chasteen, Brad Plackemeier, Jeff Curley, Brad Crede, Ed Lunders, Ryan Oden, Ben Austene, James Smith, Assistant Coach Tom Funk, Assistant Coach Sam Berg. Back (L-R): Morgan Burkhardt, Jason Howser, Glenn Duckett, Eric Stuckenschneider, Chris Whitaker, Daryl Jefferies, Ben Slemmer, Casey Castrop, Jeremy Newman (manager).





Year-by-Year Results

Apr 11	Pittsburg State (H) *	W 14-0
Apr 17	Mo. Southern (A) *	W 17-4
Apr 17	Mo. Southern (A) *	W 13-10
Apr 18	Mo. Southern (A) *	W 13-3
Apr 21	Truman State (H) *	W 14-0
Apr 21	Truman State (H) *	W 3-0
Apr 24	Lincoln (H) *	W 13-1
Apr 24	Lincoln (H) *	W 15-2
May 1	Northwest Mo. (H) *	W 12-1
May 1	Northwest Mo. (H) *	W 14-2
May 7	Washburn (H) !	L 4-2
May 7	Lincoln (H) !	W 8-1
May 8	Washburn (H) !	W 7-3
May 9	Pittsburg State (H) !	L 8-7
May 13	Rockhurst (H) +	L 8-1
May 14	Minn. St.-Mankato (H) +	W 5-2
May 14	Pittsburg State (H) +	L 8-7

* - MIAA Game; ! - MIAA Tournament;
+ - Regional Tournament

2000 * Head Coach: Brad Hill

50-13		29-1 MIAA (1st)
Feb 19	Central Arkansas (A)	W 6-1
Feb 19	Central Arkansas (A)	L 5-3
Feb 20	Arkansas Tech (A)	W 9-6
Feb 20	Arkansas Tech (A)	L 5-4
Feb 25	Central Oklahoma (A)	L 23-6
Feb 26	Central Oklahoma (A)	W 7-1
Feb 26	Central Oklahoma (A)	W 17-13
Feb 27	E. Central Okla. (A)	L 5-4
Mar 4	Minn. St.-Mankato (H)	W 4-0
Mar 4	Ft. Hays State (H)	W 7-1
Mar 5	Minn. St.-Mankato (H)	W 9-2
Mar 5	Lincoln (H)	W 4-3
Mar 8	Lindenwood (H)	W 12-5
Mar 12	SIU-Edwardsville (H)	W 16-6
Mar 12	South Dakota St. (H)	W 12-0
Mar 18	Okla. Panhandle (H)	L 6-1
Mar 22	Rockhurst (A)	W 4-0
Mar 23	Lincoln (A)	L 7-6
Mar 25	SW Baptist (A) *	W 10-0
Mar 25	SW Baptist (A) *	W 13-0
Mar 26	Mo.-Rolla (A) *	W 8-1
Mar 28	Missouri (A)	L 12-8
Mar 29	SW Baptist (H) *	W 8-5
Mar 29	SW Baptist (H) *	W 10-4
Apr 1	Mo. Southern (A) *	W 4-1
Apr 1	Mo. Southern (A) *	W 6-4
Apr 2	Pittsburg State (A) *	L 13-6
Apr 2	Pittsburg State (A) *	W 4-3
Apr 5	Mo.-Rolla (H) *	W 14-5
Apr 5	Mo. Rolla (H) *	W 10-2
Apr 8	Emporia State (H) *	W 20-8
Apr 8	Emporia State (H) *	W 9-1
Apr 9	Emporia State (H) *	W 13-7
Apr 12	Rockhurst (H)	L 9-1
Apr 15	Truman State (H) *	W 11-4
Apr 15	Truman State (H) *	W 6-0
Apr 16	Truman State (H) *	W 14-2
Apr 19	Mo. Southern (H) *	W 5-1
Apr 19	Mo. Southern (H) *	W 7-3
Apr 21	Mo. Western (H) *	W 3-1
Apr 22	Mo. Western (H) *	W 6-1
Apr 22	Mo. Western (H) *	W 3-2
Apr 26	Pittsburg State (H) *	W 7-2
Apr 26	Pittsburg State (H) *	W 8-7
Apr 29	Washburn (A) *	W 16-3
Apr 29	Washburn (A) *	W 3-1
Apr 30	Washburn (A) *	W 10-6
May 6	Northwest Mo. (A) *	W 11-4
May 6	Northwest Mo. (A) *	W 1-0
May 7	Northwest Mo. (A) *	W 5-4
May 12	Northwest Mo. (H) !	W 17-0
May 13	Washburn (H) !	L 9-7
May 13	Mo. Southern (H) !	W 12-0
May 14	Washburn (H) !	W 8-1
May 14	Washburn (H) !	W 6-5
May 18	Minn. St.-Mankato (H) +	L 7-6
May 19	Winona State (H) +	W 13-1
May 19	Minn. St.-Mankato (H) +	W 6-4
May 20	Rockhurst (H) +	W 9-6
May 20	Rockhurst (H) +	W 9-1
May 28	Slippery Rock (N) \$	L 9-10
May 30	Gardner-Webb (N) \$	W 10-1
May 31	North Florida (N) \$	L 12-1

* - MIAA Game; ! - MIAA Tournament;
+ - Regional Tournament; \$ - D-II World Series

2001 * Head Coach: Brad Hill

53-10		26-3 MIAA (1st)
Feb 18	Arkansas Tech (A)	L 5-2
Feb 18	Arkansas Tech (A)	W 2-0
Feb 19	Henderson State (A)	W 7-3
Feb 19	Southern Arkansas (N)	L 7-6
Feb 25	Southwestern Okla. (A)	L 3-2
Feb 25	Southwestern Okla. (A)	W 6-2
Feb 26	Central Oklahoma (A)	L 6-5
Feb 26	Central Oklahoma (A)	W 6-0
Mar 4	Northeastern Okla. (A)	L 4-1
Mar 4	Northeastern Okla. (A)	W 6-3
Mar 5	E. Central Okla. (A)	W 9-0
Mar 5	E. Central Okla. (A)	W 7-0
Mar 7	Lindenwood (H)	W 13-3
Mar 9	Nebraska-Kearney (H)	W 10-0
Mar 10	Augustana, S.D. (H)	W 5-1
Mar 11	Mo.-St. Louis (H)	W 8-3
Mar 13	Graceland (H)	W 10-0
Mar 14	Lincoln (N)	W 12-1
Mar 14	Morningside (N)	W 18-2
Mar 21	Rockhurst (A)	W 8-3
Mar 24	SW Baptist (H) *	W 15-3
Mar 24	SW Baptist (H) *	W 18-0
Mar 25	Mo.-Rolla (H) *	W 16-1
Mar 25	Mo.-Rolla (H) *	W 16-0
Mar 27	SW Baptist (A) *	W 5-0
Mar 27	SW Baptist (A) *	W 12-2
Mar 31	Mo. Southern (H) *	W 8-5
Mar 31	Mo. Southern (H) *	W 15-7
Apr 1	Pittsburg State (H) *	W 9-1
Apr 1	Pittsburg State (H) *	W 10-5
Apr 7	Emporia State (A) *	L 14-11
Apr 7	Emporia State (A) *	W 8-2
Apr 8	Emporia State (A) *	W 13-7
Apr 12	Rockhurst (H)	W 6-3
Apr 13	Truman State (A) *	W 12-1
Apr 14	Truman State (A) *	W 15-5
Apr 14	Truman State (A) *	W 10-2
Apr 16	Lincoln (H)	W 17-9
Apr 18	Mo. Southern (A) *	W 10-5
Apr 18	Mo. Southern (A) *	L 12-6
Apr 21	Mo. Western (H) *	W 9-1
Apr 21	Mo. Western (H) *	W 6-2
Apr 22	Mo. Western (H) *	W 8-4
Apr 25	Pittsburg State (A) *	W 14-3
Apr 25	Pittsburg State (A) *	W 15-1
Apr 28	Washburn (H) *	L 12-4
Apr 28	Washburn (H) *	W 6-4
Apr 29	Washburn (H) *	W 11-8
May 5	Northwest Mo. (H) *	W 11-1
May 5	Northwest Mo. (H) *	W 11-0
May 6	Northwest Mo. (H) *	W 6-0
May 11	Emporia State (H) !	W 10-1
May 12	Mo. Southern (H) !	W 4-3
May 13	Mo. Southern (H) !	W 7-3
May 18	Mo. Southern (A) +	W 9-7
May 19	Wayne State (H) +	W 12-3
May 19	Minn. St.-Mankato (H) +	W 9-7
May 27	Mass.-Lowell (N) \$	L 13-5
May 29	Kutztown, Pa. (N) \$	W 5-0
May 30	SIU-Edwardsville (N) \$	W 7-4
May 31	St. Mary's, Tex. (N) \$	W 11-0
June 1	North Florida (N) \$	W 8-5
June 2	St. Mary's, Tex. (N) \$	L 11-3

* - MIAA Game; ! - MIAA Tournament;
+ - Regional Tournament; \$ - D-II World Series

2002 * Head Coach: Brad Hill

54-8		28-3 MIAA (1st)
Feb 15	Henderson State (A)	W 6-3
Feb 16	Central Arkansas (A)	W 11-9
Feb 16	Central Arkansas (A)	W 13-5
Feb 17	Arkansas Tech (A)	W 7-2
Feb 22	East Central Okla (A)	W 9-8
Feb 23	Central Oklahoma (A)	L 4-3
Feb 23	Central Oklahoma (A)	L 10-6
Feb 24	Central Oklahoma (A)	W 17-3
Mar 6	Lindenwood (H)	W 6-2
Mar 7	MN State-Mankato (H)	W 10-8
Mar 8	OK Panhandle State (H)	W 9-7
Mar 10	Wayne State (H)	W 8-0
Mar 10	Northeastern State (H)	W 3-2
Mar 12	Graceland (H)	W 10-0
Mar 13	Missouri Valley (H)	W 12-2
Mar 15	Minn.-Crookston (H)	W 16-10
Mar 16	Winona State (H)	W 14-3
Mar 17	Lincoln (H)	W 11-10
Mar 23	Southwest Baptist (H) *	W 9-0

Mar 23	Southwest Baptist (H) *	W 12-4
Mar 27	Southwest Baptist (A) *	W 16-0
Mar 27	Southwest Baptist (A) *	W 10-1
Mar 29	Missouri Southern (A) *	L 4-3
Mar 29	Missouri Southern (A) *	W 7-4
Mar 30	Pittsburg State (A) *	W 9-7
Mar 30	Pittsburg State (A) *	W 6-1
Apr 1	Missouri-Rolla (H) *	W 4-1
Apr 1	Missouri-Rolla (H) *	W 6-3
Apr 5	Emporia State (H) *	W 11-2
Apr 6	Emporia State (H) *	W 9-8
Apr 6	Emporia State (H) *	W 5-2
Apr 10	Rockhurst (H)	W 15-2
Apr 13	Truman State (H) *	W 9-1
Apr 14	Truman State (H) *	W 10-0
Apr 14	Truman State (H) *	W 10-3
Apr 15	Missouri-Rolla (A) *	L 3-2
Apr 15	Missouri-Rolla (A) *	W 11-3
Apr 17	Missouri Southern (H) *	W 12-3
Apr 17	Missouri Southern (H) *	W 11-10
Apr 21	Missouri Western (H) *	W 11-6
Apr 22	Missouri Western (H) *	W 12-2
Apr 22	Missouri Western (H) *	W 7-1
Apr 24	Pittsburg State (H) *	W 18-5
Apr 24	Pittsburg State (H) *	W 8-4
Apr 28	Washburn (A) *	W 16-1
Apr 29	Washburn (A) *	W 10-3
Apr 29	Washburn (A) *	W 8-0
May 2	Lincoln (H)	W 6-5
May 4	Northwest Missouri (A) *	L 5-4
May 4	Northwest Missouri (A) *	W 6-3
May 5	Northwest Missouri (A) *	W 7-6
May 10	Northwest Missouri (H) !	W 4-0
May 11	Missouri Southern (H) !	W 11-5
May 17	Pittsburg State (H) +	W 13-2
May 18	MN State-Mankato (H) +	L 12-11
May 18	Pittsburg State (H) +	W 5-3
May 19	MN State-Mankato (H) +	W 7-3
May 19	MN State-Mankato (H) +	W 10-6
May 26	Columbus State (N) \$	W 7-3
May 28	Ashland (N) \$	W 8-6
May 31	Columbus State (N) \$	L 5-4
June 1	Columbus State (N) \$	L 4-3

* - MIAA Game; ! - MIAA Tournament;
+ - Regional Tournament; \$ - D-II World Series

2003 * Head Coach: Brad Hill

51-7		27-2 MIAA (1st)
Feb 15	Henderson State (N)	L 5-2
Feb 17	Central Arkansas (A)	W 7-1
Feb 17	Central Arkansas (A)	W 10-9
Feb 21	Park University (A)	W 7-6
Feb 21	Park University (A)	W 9-0
Feb 22	Central Oklahoma (A)	W 2-1
Feb 22	Central Oklahoma (A)	L 4-3
Mar 5	Northeastern State (N)	W 15-5
Mar 5	Arkansas Tech (A)	L 9-4
Mar 8	OK Panhandle State (H)	W 15-0
Mar 8	Metro State (H)	W 13-4
Mar 11	Quincy (H)	W 8-2
Mar 12	Rockhurst (A)	W 3-2
Mar 13	Missouri-St. Louis (H)	L 11-2
Mar 14	Minn.-Crookston (H)	W 13-2
Mar 15	South Dakota State (H)	W 13-1
Mar 16	Northeastern State (H)	W 8-6
Mar 18	Benedictine (H)	W 10-6
Mar 22	Southwest Baptist (H) *	W 28-1
Mar 22	Southwest Baptist (H) *	W 6-5
Mar 23	Missouri-Rolla (H) *	W 6-3
Mar 23	Missouri-Rolla (H) *	W 13-2
Mar 24	Southwest Baptist (A) *	W 21-2
Mar 24	Southwest Baptist (A) *	W 21-3
Mar 30	Pittsburg State (H) *	W 12-0
Mar 30	Pittsburg State (H) *	W 16-2
Mar 31	Missouri Southern (H) *	W 5-4
Mar 31	Missouri Southern (H) *	W 6-3
Apr 2	Missouri-Rolla (A) *	W 13-3
Apr 2	Missouri-Rolla (A) *	W 8-2
Apr 4	Emporia State (A) *	W 3-1
Apr 5	Emporia State (A) *	W 16-1
Apr 5	Emporia State (A) *	W 7-2
Apr 9	Rockhurst (H)	L 7-4
Apr 12	Truman (A) *	W 19-1
Apr 12	Truman (A) *	W 11-2
Apr 13	Truman (A) *	W 8-1
Apr 17	Missouri Western (A) *	W 6-2
Apr 17	Missouri Western (A) *	W 6-4
Apr 22	Missouri Southern (A) *	W 6-4
Apr 22	Missouri Southern (A) *	W 4-1





Apr 23	Pittsburg State (A) *	L 9-8
Apr 26	Washburn (H) *	W 18-6
Apr 27	Washburn (H) *	W 11-3
Apr 27	Washburn (H) *	W 13-1
May 1	Ottawa (H)	W 4-1
May 2	NW Missouri (H) *	L 10-9
May 2	NW Missouri (H) *	W 11-0
May 3	NW Missouri (H) *	W 14-6
May 9	Missouri Western (H) !	W 4-3
May 11	Emporia State (H) !	W 5-0
May 15	Minnesota-Duluth (H) +	W 12-8
May 17	Rockhurst (H) +	W 11-7
May 18	Rockhurst (H) +	W 13-1
May 24	Grand Valley State (N) \$	W 3-2
May 26	Franklin Pierce (N) \$	W 11-4
May 29	Kennesaw State (N) \$	W 6-5
May 31	Tampa (N) \$	W 11-4

* - MIAA Game; ! - MIAA Tournament;
 + - Regional Tournament; \$ - D-II World Series
****National Champions****



**Darin
Hendrickson**
2004-2007
209-46 (.820)

2004 * Head Coach: Darin Hendrickson

57-8	26-5 MIAA (1st)	
Feb 21	Central Oklahoma (A)	W 1-0
Feb 21	Central Oklahoma (A)	W 4-2
Feb 22	Central Oklahoma (A)	W 13-8
Feb 25	Missouri-Rolla (A) *	W 5-13
Feb 25	Missouri-Rolla (A) *	L 6-5
Feb 27	Winona State (H)	L 4-3
Feb 28	Fort Hays State (H)	W 13-2
Feb 29	North Dakota State (H)	W 7-2
Mar 02	Lindenwood (H) .	W 15-1
Mar 03	Saginaw Valley State (N)	W 6-2
Mar 04	Kentucky Wesleyan (N)	W 9-6
Mar 05	Concordia-St. Paul (N)	W 7-4
Mar 06	Florida Gulf Coast (A)	W 5-2
Mar 07	Mansfield (N)	W 18-1
Mar 12	Bemidji State (N)	W 8-7
Mar 13	Northeastern State (H)	W 9-0
Mar 13	Benedictine (H)	W 11-0
Mar 15	Wisconsin-Parkside (N)	W 12-3
Mar 16	Georgia College & St (N)	W 8-3
Mar 17	Augusta State (N)	W 9-6
Mar 18	Armstrong Atlantic (A)	W 7-4
Mar 20	Southern Connecticut (N)	W 6-2
Mar 23	Southwest Baptist (H) *	W 9-1
Mar 23	Southwest Baptist (H) *	W 11-0
Mar 27	Missouri Southern (A) *	W 17-5

Mar 28	Pittsburg State (A) *	W 4-1
Mar 28	Pittsburg State (A) *	W 5-4
Mar 30	Missouri-Rolla (H) *	L 4-0
Mar 30	Missouri-Rolla (H) *	W 6-5
Apr 02	Emporia State (H) *	W 9-5
Apr 03	Emporia State (H) *	L 6-5
Apr 03	Emporia State (H) *	W 16-2
Apr 06	Quincy (H)	W 24-5
Apr 07	Rockhurst (A)	W 6-5
Apr 09	Truman (H) *	W 16-5
Apr 12	Quincy (A)	W 13-3
Apr 13	Missouri Southern *	W 16-2
Apr 14	Missouri Southern (H) *	L 3-1
Apr 14	Missouri Southern (H) *	W 5-2
Apr 16	Missouri Western (H) *	W 9-2
Apr 18	Missouri Western (H) *	W 11-5
Apr 18	Missouri Western (H) *	W 4-1
Apr 20	Truman (H) *	W 13-3
Apr 20	Truman (H) *	W 15-1
Apr 21	Pittsburg State (H) *	W 14-0
Apr 21	Pittsburg State (H) *	L 4-3
Apr 25	Washburn (A) *	W 10-4
Apr 25	Washburn (A) *	W 7-3
Apr 26	Washburn (A) *	W 32-0
Apr 27	Southwest Baptist (A) *	W 14-1
Apr 27	Southwest Baptist (A) *	W 17-8
May 01	NW Missouri (A) *	W 15-4
May 01	Northwest Missouri (A) *	W 7-3
May 02	Northwest Missouri (A) *	W 8-1
May 07	Pittsburg State (H) !	W 11-0
May 08	Northwest Missouri (H) !	W 10-0
May 09	Northwest Missouri (H) !	W 15-3
May 14	North Dakota (H) +	W 18-0
May 15	Wayne State (Neb.) (H) +	W 9-1
May 16	Wayne State (Neb.) (H) +	W 22-2
May 23	Delta State (N) \$	L 6-5
May 25	Kutztown (N) \$	W 7-3
May 26	Bryant (N) \$	W 14-3
May 27	Delta State (N) \$	W 12-9
May 28	Delta State (N) \$	L 10-9

* - MIAA Game; ! - MIAA Tournament;
 + - Regional Tournament; \$ - D-II World Series

2005 * Head Coach: Darin Hendrickson

57-9	27-4 MIAA (1st)	
Feb 4	Texas A&M Kingsville (N)	W 8-7
Feb 4	Texas A&M Kingsville (N)	W 9-2
Feb 5	Rice (A)	L 5-2
Feb 16	Benedictine (H)	L 13-5
Feb 17	Lincoln (H)	W 12-1
Feb 17	Lincoln (H)	W 5-3
Feb 18	Bacone (H)	W 12-3
Feb 18	Bacone (H)	W 11-1
Feb 25	Nebraska-Omaha (H)	W 7-4
Feb 26	Winona State (H)	W 1-0
Feb 26	SIU-Edwardsville (H)	W 6-0
Mar 4	Sioux Falls (H)	W 16-2
Mar 5	Fort Hays State (H)	W 7-2
Mar 5	North Alabama (H)	W 13-3
Mar 7	East Stroudsburg (N)	W 23-3
Mar 8	West Chester (N)	W 10-9

Mar 10	Findlay (N)	W 18-1
Mar 12	Bemidji State (H)	W 12-2
Mar 12	Grand Valley State (H)	W 25-0
Mar 13	Emporia State (H)	W 2-0
Mar 18	Missouri Valley (H)	L 12-9
Mar 20	Missouri-Rolla (H) *	W 8-0
Mar 20	Missouri-Rolla (H) *	W 4-0
Mar 25	Lindenwood (H)	W 7-3
Mar 25	Lindenwood (H)	W 8-2
Mar 26	Southwest Baptist (H) *	W 4-0
Mar 26	Southwest Baptist (H) *	W 12-6
Mar 29	Southwest Baptist (A) *	W 10-0
Mar 29	Southwest Baptist (A) *	W 14-2
Apr 2	Missouri Southern (H) *	W 14-3
Apr 2	Missouri Southern (H) *	W 6-5
Apr 3	Pittsburg State (H) *	W 6-0
Apr 3	Pittsburg State (H) *	W 9-6
Apr 6	Rockhurst (H)	W 4-3
Apr 8	Emporia State (A) *	W 12-2
Apr 9	Emporia State (A) *	W 16-2
Apr 9	Emporia State (A) *	W 9-3
Apr 14	Ottawa (H)	W 7-0
Apr 16	Truman (A) *	W 7-0
Apr 16	Truman (A) *	W 13-0
Apr 17	Truman (A) *	W 10-0
Apr 20	Missouri Southern (A) *	W 7-0
Apr 20	Missouri Southern (A) *	L 7-4
Apr 22	Missouri Western (A) *	W 13-0
Apr 23	Missouri Western (A) *	W 3-1
Apr 23	Missouri Western (A) *	L 5-4
Apr 27	Pittsburg State (A) *	L 5-4
Apr 27	Pittsburg State (A) *	L 9-8
Apr 30	Washburn (H) *	W 2-1
Apr 30	Washburn (H) *	W 11-9
May 1	Washburn (H) *	W 14-4
May 4	Missouri-Rolla (A) *	W 13-3
May 4	Missouri-Rolla (A) *	W 20-3
May 5	Northwest Missouri (H) *	W 11-5
May 6	Northwest Missouri (H) *	W 3-1
May 6	Northwest Missouri (H) *	W 13-4
May 13	Emporia State (H) !	W 4-1
May 14	Northwest Missouri (H) !	W 18-4
May 15	Emporia State (H) !	W 12-2
May 19	Emporia State (H) +	W 8-0
May 20	Wayne State (Neb.) (H) +	W 9-3
May 21	Nebraska-Omaha (H) +	W 10-1
May 28	Florida Southern (N) \$	W 5-2
May 30	Delta State (N) \$	W 2-1
June 2	Florida Southern (N) \$	L 5-3
June 3	Florida Southern (N) \$	L 8-5

* - MIAA Game; ! - MIAA Tournament;
 + - Regional Tournament; \$ - D-II World Series

2006 * Head Coach: Darin Hendrickson

44-16	22-8 MIAA (2nd)	
Feb 3	St. Edward's (N)	W 11-3
Feb 4	Rice (A)	L 0-9
Feb 10	Mesa State (N)	W 8-2
Feb 11	Cal State-Chico (N)	L 13-12
Feb 12	Nebraska-Omaha (N)	L 12-10
Feb 23	Upper Iowa (H)	W 14-1
Feb 24	University of Mary (H)	W 20-2
Feb 27	University of Mary (H)	W 6-1
Feb 27	University of Mary (H)	W 6-0
Feb 28	University of Mary (H)	W 6-1
Feb 28	University of Mary (H)	W 11-4
Mar 3	Minnesota Duluth (H)	W 7-4
Mar 5	Winona State (H)	W 8-2
Mar 7	Nova Southeastern (A)	W 16-1
Mar 8	Palm Beach Atlantic (A)	L 4-1
Mar 9	Dowling College (N)	W 16-5
Mar 11	Millersville (N)	W 10-2
Mar 12	Wayne State Mich. (N)	W 7-2
Mar 12	Wayne State Mich. (N)	W 8-6
Mar 17	Bemidji State (H)	L 9-6
Mar 18	Nebraska-Omaha (H)	W 12-8
Mar 24	Minnesota St-Mankato (H)	W 9-4
Mar 28	Southwest Baptist (A) *	L 3-2
Mar 28	Southwest Baptist (A) *	W 14-4
Apr 1	Missouri Southern (A) *	W 4-2
Apr 1	Missouri Southern (A) *	W 18-9
Apr 2	Pittsburg State (A) *	W 17-1
Apr 2	Pittsburg State (A) *	L 11-9
Apr 5	Harris-Stowe (H)	W 12-2
Apr 7	Emporia State (H) *	W 7-1
Apr 8	Emporia State (H) *	W 5-3
Apr 8	Emporia State (H) *	L 4-3
Apr 9	Emporia State (H) *	W 10-5
Apr 14	Truman (H) *	W 16-1



2003 Central Missouri Mules Baseball Team
NCAA Division II National Champions

Front (L-R): Eric Errante, Danny Guidry, Casey Luttrell, Eric Horner, Brian Shewmaker, Brandon Pugh, Boomer Berry, Andy Mayfield. Second (L-R): Stephen Downey, B.J. Kissel, Zach Norman, Steve McReynolds, Matt Whitney, Jason Cooper, Tommy Bryant, Danny Powers, David Highfill, Brian Woods. Third (L-R): Assistant Coach Tommy Myers, Assistant Coach Jamie Sauder, Head Coach Brad Hill, Joe Cook, Joe Strada, Steve Murphy, Chris Kilgore, Justin Welker, Assistant Coach Scott Thomason, Assistant Coach Clint Culbertson. Back (L-R): Jesse Robertson, Brett Barbarick, Craig Zunwinkel, Clint Longwell, Phil Sobkow, Nick Webber, Rob Bergin, Mike Phelps, Brad Doering, Nick Denning.





Year-by-Year Results

Apr 14	Truman (H) *	W 9-0
Apr 15	Truman (H) *	W 11-2
Apr 15	Truman (H) *	W 7-3
Apr 19	Missouri Southern (H) *	W 6-3
Apr 19	Missouri Southern (H) *	W 9-3
Apr 21	Missouri Western (H) *	W 17-8
Apr 21	Missouri Western (H) *	L 6-4
Apr 22	Missouri Western (H) *	W 12-4
Apr 22	Missouri Western (H) *	L 10-5
Apr 26	Pittsburg State (H) *	W 6-2
Apr 26	Pittsburg State (H) *	W 14-6
May 1	Southwest Baptist (H) *	W 6-1
May 1	Southwest Baptist (H) *	W 13-3
May 3	Washburn (A) *	W 6-3
May 3	Washburn (A) *	W 13-3
May 5	Northwest Missouri (A) *	L 8-0
May 6	Northwest Missouri (A) *	L 4-3
May 6	Northwest Missouri (A) *	L 8-7
May 7	Northwest Missouri (A) *	W 10-6
May 12	Missouri Western (N) !	W 11-3
May 13	Emporia State (N) !	L 2-1
May 13	Washburn (N) !	W 7-5
May 14	Emporia State (N) !	W 6-5
May 14	Emporia State (N) !	W 9-6
May 18	Minnesota St.-Mankato (N) +	L 8-6
May 19	Missouri Western (N) +	L 16-8

* - MIAA Game; ! - MIAA Tournament;
+ - NCAA Regional Tournament

2007 * Head Coach: Darin Hendrickson

51-13	28-6 MIAA (1st)	
Feb 03	Rice (A)	L 5-0
Feb 04	Texas A&M-Kingsville (N)	W 2-1
Feb 17	Christian Brothers (A)	L 10-6
Feb 17	Christian Brothers (A)	W 8-0
Feb 18	Christian Brothers (A)	W 4-3
Feb 22	Winona State (H)	W 7-3
Feb 23	Winona State (H)	W 3-1
Feb 26	Mary (H)	W 18-2
Feb 27	Mary (H)	W 4-2
Feb 28	Rockhurst (H)	W 13-2
Mar 02	Bemidji State (H)	W 8-0
Mar 02	Nebraska-Omaha (H)	W 2-0
Mar 04	Upper Iowa (H)	W 5-4
Mar 06	Baldwin Wallace (N)	W 4-3
Mar 06	Baldwin Wallace (N)	W 11-5
Mar 07	Saginaw Valley State (N)	W 6-1
Mar 08	St. Cloud State (N)	W 6-1
Mar 08	St. Cloud State (N)	L 7-3
Mar 09	Florida Gulf Coast (A)	W 10-8
Mar 10	Mansfield (N)	W 10-1
Mar 11	Ashland (N)	W 4-0
Mar 16	Washburn (A) *	L 5-2
Mar 17	Washburn (A) *	W 7-2
Mar 17	Washburn (A) *	W 12-1
Mar 18	Washburn (A) *	W 5-1
Mar 23	Pittsburg State (H) *	W 1-0
Mar 24	Pittsburg State (H) *	W 6-1
Mar 24	Pittsburg State (H) *	W 6-3
Mar 25	Pittsburg State (H) *	W 8-2
Mar 31	Missouri Western (A) *	W 11-8
Mar 31	Missouri Western (A) *	W 15-2
Apr 01	Missouri Western (A) *	L 7-5
Apr 01	Missouri Western (A) *	W 17-6
Apr 03	Truman State (H) *	W 18-5
Apr 03	Truman State (H) *	W 13-4
Apr 05	Southwest Baptist (H) *	W 8-6
Apr 06	Southwest Baptist (H) *	W 17-6
Apr 07	Southwest Baptist (H) *	W 10-3
Apr 07	Southwest Baptist (H) *	W 5-4
Apr 14	Fort Hays State (A) *	W 18-6
Apr 15	Fort Hays State (A) *	W 5-3
Apr 15	Fort Hays State (A) *	L 7-5
Apr 18	Truman State (A) *	W 9-4
Apr 18	Truman State (A) *	W 13-0
Apr 20	Emporia State (A) *	L 5-3
Apr 21	Emporia State (A) *	L 3-0
Apr 21	Emporia State (A) *	W 7-5
Apr 22	Emporia State (A) *	W 23-9
Apr 27	Missouri Southern (H) *	W 10-0
Apr 28	Missouri Southern (H) *	W 13-0
Apr 28	Missouri Southern (H) *	W 8-1
Apr 29	Missouri Southern (H) *	W 12-2
May 04	Northwest Missouri (H) *	W 6-5
May 05	Northwest Missouri (H) *	L 6-2
May 05	Northwest Missouri (H) *	W 6-2
May 11	Fort Hays State (H) !	W 7-6
May 12	Emporia State (H) !	W 16-6
May 13	Emporia State (H) !	L 8-4

May 13	Emporia State (H) !	L 7-6
May 17	Winona State (H) +	W 7-2
May 18	Emporia State (H) +	W 5-1
May 19	Nebraska-Omaha (H) +	L 4-2
May 19	Emporia State (H) +	W 9-2
May 20	Nebraska-Omaha (H) +	L 9-4

* MIAA Game
! MIAA Conference Tournament @Warrensburg, Mo.
+ NCAA Regional @
Warrensburg, Mo.



Tom Myers
2008-2014
311-91 (.774)

2008 * Head Coach: Tom Myers

47-17	26-8 MIAA (2nd)	
Feb. 3	Northeastern State (A)	L 8-6
Feb. 3	Northeastern State (A)	L 9-8
Feb. 8	Central Oklahoma (A)	L 9-3
Feb. 9	Cameron Univ. (A)	W 4-2
Feb. 9	Cameron Univ. (A)	W 4-2
Feb. 10	East Central (A)	W 4-0
Feb. 11	East Central (A)	W 8-6
Feb. 11	East Central (A)	W 16-5
Feb. 24	Nebraska-Omaha (A)	L 5-2
Feb. 24	Nebraska-Omaha (A)	W 9-3
Feb. 29	Upper Iowa (H)	W 9-1
Mar. 1	Upper Iowa (H)	W 6-3
Mar. 2	Nebraska-Omaha (H)	W 12-6
Mar. 9	Truman State (H) *	W 5-0
Mar. 9	Truman State (H) *	W 10-4
Mar. 11	Missouri-St. Louis (H)	W 14-5
Mar. 14	Northwest Missouri (A) *	L 6-5
Mar. 14	Northwest Missouri (A) *	W 5-3
Mar. 20	Washburn (H) *	W 4-0
Mar. 20	Washburn (H) *	W 4-3
Mar. 21	Washburn (H) *	W 9-1
Mar. 21	Washburn (H) *	W 10-3
Mar. 28	Pittsburg State (A) *	W 7-0
Mar. 28	Pittsburg State (A) *	W 9-1
Mar. 29	Pittsburg State (A) *	W 4-3
Mar. 29	Pittsburg State (A) *	W 17-6
Apr. 2	SIU-Edwardsville (H)	W 7-4
Apr. 4	Missouri Western (H) *	W 6-5
Apr. 5	Missouri Western (H) *	W 6-4
Apr. 5	Missouri Western (H) *	L 6-2
Apr. 6	Missouri Western (H) *	W 6-5
Apr. 11	Southwest Baptist (A) *	W 9-0
Apr. 11	Southwest Baptist (A) *	W 14-3
Apr. 12	Southwest Baptist (A) *	L 4-1
Apr. 12	Southwest Baptist (A) *	W 13-2
Apr. 15	Drury (A)	L 8-5
Apr. 19	Fort Hays State (H) *	L 12-5
Apr. 19	Fort Hays State (H) *	L 5-3
Apr. 20	Fort Hays State (H) *	L 8-5
Apr. 20	Fort Hays State (H) *	W 12-6
Apr. 22	Rockhurst (A)	L 4-3
Apr. 22	Rockhurst (A)	W 7-4
Apr. 25	Emporia State (H) *	W 5-3
Apr. 26	Emporia State (H) *	W 8-7
Apr. 26	Emporia State (H) *	W 10-4
Apr. 27	Emporia State (H) *	L 10-8
Apr. 29	Truman State (A) *	W 9-6
Apr. 29	Truman State (A) *	W 10-5
May 3	Missouri Southern (A) *	W 4-0
May 3	Missouri Southern (A) *	W 6-2
May 4	Missouri Southern (A) *	L 3-2
May 4	Missouri Southern (A) *	W 16-11
May 9	Missouri Western (N) !	W 6-4
May 10	Emporia State (N) !	L 11-4
May 11	Fort Hays State (N) !	W 4-2
May 11	Emporia State (N) !	W 4-3
May 15	Wayne State (Neb.) (N) +	W 7-4
May 16	Nebraska-Omaha (N) +	W 13-8
May 17	Emporia State (A) +	W 5-2
May 18	Nebraska-Omaha (N) +	W 11-6
May 24	Franklin Pierce (N.H.) (N) \$	W 13-12 (11)
May 26	Sonoma State (Calif.) (N) \$	L 6-5 (19)
May 28	Shippensburg (Pa.) (N) \$	W 5-1
May 29	Mount Olive (N.C.) (N) \$	L 5-3

* MIAA Game; ! MIAA Tournament
+ NCAA Regional; \$ D-II World Series

2009 * Head Coach: Tom Myers

44-15	27-9 MIAA (2nd)	
Feb. 6	Arkansas Tech (A)	W 13-2
Feb. 7	Arkansas Tech (A)	W 16-5
Feb. 8	Arkansas Tech (A)	L 8-4
Feb. 20	Upper Iowa. (H)	W 7-1
Feb. 20	Upper Iowa (H)	W 10-1
Feb. 22	Winona State (H)	W 17-5
Feb. 27	Pittsburg State (A) *	W 7-1
Feb. 27	Pittsburg State (A) *	L 6-5
Mar. 6	Missouri Western (H) *	W 6-5
Mar. 6	Missouri Western (H) *	L 4-2
Mar. 7	Missouri Western (H) *	W 6-1
Mar. 7	Missouri Western (H) *	W 7-1
Mar. 15	Northwest Missouri (A) *	W 3-2
Mar. 15	Northwest Missouri (A) *	L 4-3
Mar. 16	Northwest Missouri (A) *	W 6-5
Mar. 16	Northwest Missouri (A) *	W 10-7
Mar. 18	Drury (H) ###	L 15-7
Mar. 20	Emporia State (H) *	W 7-3
Mar. 21	Emporia State (H) *	L 2-1
Mar. 21	Emporia State (H) *	L 6-2
Mar. 22	Emporia State (H) *	L 7-5
Mar. 25	Rockhurst (H)	W 14-12
Mar. 30	Missouri Southern (H) *	W 2-0
Mar. 30	Missouri Southern (H) *	L 4-0
Mar. 31	Missouri-St. Louis (H)	W 20-4
Apr. 1	Missouri S&T (H)	W 10-5
Apr. 3	Southwest Baptist (A) *	W 8-0
Apr. 3	Southwest Baptist (A) *	W 12-2
Apr. 4	Southwest Baptist (A) *	W 4-3
Apr. 4	Southwest Baptist (A) *	W 9-2
Apr. 8	Missouri-St. Louis (H)	W 19-10
Apr. 10	Washburn (A) *	W 11-8
Apr. 10	Washburn (A) *	W 6-1
Apr. 11	Washburn (A) *	L 9-1
Apr. 11	Washburn (A) *	W 12-5
Apr. 15	Drury (A)	W 6-5
Apr. 17	Truman State (H) *	W 10-4
Apr. 17	Truman State (H) *	W 4-2
Apr. 18	Truman State (H) *	W 7-5
Apr. 18	Truman State (H) *	W 6-2
Apr. 21	SIU-Edwardsville (A)	W 4-2
Apr. 24	Nebraska-Omaha (H) *	L 5-1
Apr. 24	Nebraska-Omaha (H) *	W 9-7
Apr. 25	Nebraska-Omaha (H) *	W 5-0
Apr. 25	Nebraska-Omaha (H) *	W 4-1
Apr. 28	Rockhurst (H) *	W 19-13
May 1	Fort Hays State (A) *	W 5-2
May 1	Fort Hays State (A) *	W 12-2
May 2	Fort Hays State (A) *	W 18-3
May 2	Fort Hays State (A) *	W 6-4
May 8	Missouri Southern (N) !	L 10-0
May 9	Emporia State (N) !	W 8-4
May 9	Missouri Southern (N) !	W 4-1
May 10	Nebraska-Omaha (N) !	L 12-9
May 14	Texas Permian Basin (H) +	W 3-2
May 15	Angelo State (Texas) (H) +	L 6-3
May 16	Nebraska-Omaha (H) +	W 14-1
May 17	Emporia State (H) +	W 2-1
May 18	Emporia State (H) +	L 15-6

* MIAA Game; ! MIAA Tournament; + NCAA Regional
###Game later forfeited due to use of an ineligible player

2010 * Head Coach: Tom Myers

52-11	34-6 MIAA (1st)	
Feb. 13	Kentucky Wesleyan (N)	W 3-0
Feb. 14	Kentucky Wesleyan (N)	W 10-1
Feb. 19	Arkansas-Fort Smith (A)	W 19-4
Feb. 19	Arkansas-Fort Smith (A)	W 6-2
Feb. 23	Ouachita Baptist (A)	W 4-2
Feb. 23	Ouachita Baptist (A)	L 7-2
Feb. 27	Missouri Southern (A) *	W 5-2
Feb. 27	Missouri Southern (A) *	W 14-7
Feb. 28	Missouri Southern (A) *	W 8-0
Feb. 28	Missouri Southern (A) *	W 8-3
Mar. 5	Northwest Missouri (H) *	W 8-2
Mar. 6	Northwest Missouri (H) *	W 6-3
Mar. 6	Northwest Missouri (H) *	W 10-1
Mar. 7	Northwest Missouri (H) *	W 13-5
Mar. 14	Emporia State (A) *	W 8-3
Mar. 14	Emporia State (A) *	W 17-3
Mar. 15	Emporia State (A) *	L 7-2
Mar. 15	Emporia State (A) *	W 8-2
Mar. 18	Pittsburg State (H) *	W 4-2
Mar. 18	Pittsburg State (H) *	W 10-5





Mar. 19	Pittsburg State (H)*	W 13-2
Mar. 19	Pittsburg State (H)*	W 9-2
Mar. 24	Missouri-St. Louis (A)*	W 7-0
Mar. 24	Missouri-St. Louis (A)*	W 8-2
Mar. 30	Southwest Baptist (A)*	W 14-5
Mar. 30	Southwest Baptist (A)*	L 12-11
Apr. 1	Missouri Western (A)*	W 4-3
Apr. 1	Missouri Western (A)*	W 15-4
Apr. 3	Missouri Western (A)*	W 17-0
Apr. 3	Missouri Western (A)*	W 4-3
Apr. 10	Washburn (H)*	W 6-0
Apr. 10	Washburn (H)*	W 11-2
Apr. 11	Washburn (H)*	L 12-6
Apr. 11	Washburn (H)*	W 8-4
Apr. 13	Drury (A)	W 8-2
Apr. 16	Fort Hays State (H)*	W 20-2
Apr. 17	Fort Hays State (H)*	W 7-2
Apr. 17	Fort Hays State (H)*	W 12-5
Apr. 18	Fort Hays State (H)*	L 5-2
Apr. 20	Southwest Baptist (H)*	W 3-1
Apr. 20	Southwest Baptist (H)*	W 16-11
Apr. 24	Truman State (A)*	W 5-3
Apr. 24	Truman State (A)*	W 16-9
Apr. 25	Truman State (A)*	W 13-5
Apr. 26	Truman State (A)*	W 21-3
May 1	Nebraska-Omaha (A)*	L 6-5
May 1	Nebraska-Omaha (A)*	L 8-5
May 2	Nebraska-Omaha (A)*	W 13-8
May 2	Nebraska-Omaha (A)*	W 17-3
May 6	Northwest Missouri (N)!	W 12-2
May 7	Nebraska-Omaha (N)!	W 10-9
May 8	Emporia State (N)!	L 7-3
May 8	Missouri Southern (N)!	W 10-5
May 9	Emporia State (N)!	W 22-12
May 9	Emporia State (N)!	W 8-4
May 13	Nebraska-Omaha (H)+	W 9-3
May 14	Emporia State (H)+	W 12-4
May 17	Incarinate Word (Texas) (H)+	W 18-7
May 18	Abilene Christian (Texas) (H)+	L 11-5
May 18	Abilene Christian (Texas) (H)+	W 11-4
May 22	Tampa (Fla.) (N)§	W 3-0
May 24	UC-San Diego (N)§	L 2-1 (11)
May 26	Georgia Coll. & State. (N)§	L 9-4

2011 * Head Coach: Tom Myers

49-10		37-7 MIAA (1st)
Feb. 18	Ouachita Baptist (A)	W 9-3
Feb. 19	Ouachita Baptist (A)	L 16-12
Feb. 20	Ouachita Baptist (A)	W 10-5
Feb. 25	Henderson State (A)	W 12-6
Feb. 26	Henderson State (A)	W 12-6
Feb. 26	Henderson State (A)	W 10-0
Mar. 6	Northwest Missouri (H)*	W 2-1
Mar. 6	Northwest Missouri (H)*	W 13-3
Mar. 7	Northwest Missouri (H)*	W 6-1
Mar. 7	Northwest Missouri (H)*	W 5-1
Mar. 11	Fort Hays State (H)*	W 5-1
Mar. 12	Fort Hays State (H)*	L 6-2
Mar. 12	Fort Hays State (H)*	W 4-0
Mar. 13	Fort Hays State (H)*	W 22-2
Mar. 17	Missouri Western (A)*	W 8-3
Mar. 18	Missouri Western (A)*	L 7-3
Mar. 18	Missouri Western (A)*	W 15-14
Mar. 19	Missouri Western (A)*	W 9-3
Mar. 24	Missouri Southern (A)*	W 14-3
Mar. 24	Missouri Southern (A)*	L 9-1
Mar. 25	Missouri Southern (A)*	W 5-4
Mar. 25	Missouri Southern (A)*	W 9-4
Apr. 1	Lincoln (H)*	W 8-3
Apr. 2	Lincoln (H)*	W 5-1
Apr. 2	Lincoln (H)*	W 5-2
Apr. 3	Lincoln (H)*	W 12-2
Apr. 5	Southwest Baptist (A)*	W 11-5
Apr. 5	Southwest Baptist (A)*	W 20-7
Apr. 8	Nebraska-Omaha (A)*	W 6-1
Apr. 8	Nebraska-Omaha (A)*	W 9-8
Apr. 9	Nebraska-Omaha (A)*	W 10-6
Apr. 9	Nebraska-Omaha (A)*	L 10-0
Apr. 16	Washburn (A)*	L 3-2
Apr. 16	Washburn (A)*	W 6-2
Apr. 17	Washburn (A)*	W 8-3
Apr. 17	Washburn (A)*	W 7-5
Apr. 22	Emporia State (H)*	L 5-4
Apr. 22	Emporia State (H)*	L 9-6
Apr. 23	Emporia State (H)*	W 5-2
Apr. 23	Emporia State (H)*	W 12-8
Apr. 26	Southwest Baptist (H)*	W 19-3
Apr. 26	Southwest Baptist (H)*	W 10-1

Apr. 29	Pittsburg State (H)*	W 10-6
Apr. 29	Pittsburg State (H)*	W 12-3
Apr. 30	Pittsburg State (H)*	W 8-2
Apr. 30	Pittsburg State (H)*	W 15-5
May 7	Truman State (H)*	W 4-0
May 7	Truman State (H)*	W 12-2
May 8	Truman State (H)*	W 5-3
May 8	Truman State (H)*	W 4-3
May 13	Truman State (N)!	W 4-2
May 14	Emporia State (N)!	W 2-1
May 15	Nebraska-Omaha (N)!	W 7-1
May 19	Tarleton State (N)+	W 3-2
May 20	Emporia State (N)+	W 8-1
May 21	St. Mary's (Texas) (A)+	W 5-2
May 22	Incarinate Word (N)+	W 7-0
May 28	Winona State (N)§	L 4-3
May 30	Millersville (N)§	L 1-0

2012 * Head Coach: Tom Myers

48-9		34-4 MIAA (1st)
Feb. 23	Ouachita Baptist (A)	W 9-4
Feb. 24	Henderson State (A)	W 4-1
Feb. 25	Henderson State (A)	W 15-4
Feb. 26	Henderson State (A)	W 4-3
Mar. 3	Missouri Western (H)*	L 8-3
Mar. 4	Missouri Western (H)*	W 11-0
Mar. 4	Missouri Western (H)*	W 9-8
Mar. 5	Missouri Western (H)*	W 7-2
Mar. 9	Truman State (A)*	W 13-1
Mar. 9	Truman State (A)*	W 6-0
Mar. 10	Truman State (A)*	W 10-1
Mar. 10	Truman State (A)*	W 10-8 (11)
Mar. 13	Rockhurst (H)	W 3-0
Mar. 16	Northwest Missouri (A)*	W 5-0
Mar. 17	Northwest Missouri (A)*	W 8-1
Mar. 17	Northwest Missouri (A)*	W 3-1
Mar. 18	Northwest Missouri (A)*	W 8-6
Mar. 21	Missouri-St. Louis (A)	L 2-1
Mar. 24	Fort Hays State (A)*	L 6-1
Mar. 24	Fort Hays State (A)*	L 8-7
Mar. 25	Fort Hays State (A)*	W 13-5
Mar. 25	Fort Hays State (A)*	L 14-6
Mar. 27	Southwest Baptist (A)*	W 5-1
Mar. 27	Southwest Baptist (A)*	W 12-2
Mar. 30	Missouri Southern (H)*	W 6-4
Mar. 31	Missouri Southern (H)*	W 5-1
Mar. 31	Missouri Southern (H)*	W 3-2
Apr. 1	Missouri Southern (H)*	W 11-10
Apr. 6	Lincoln (A)*	W 10-2
Apr. 6	Lincoln (A)*	W 11-1
Apr. 7	Lincoln (A)*	W 4-3
Apr. 7	Lincoln (A)*	W 11-0
Apr. 10	Southwest Baptist (H)*	W 4-3
Apr. 10	Southwest Baptist (H)*	W 10-0
Apr. 12	Lindenwood (H)	L 7-5
Apr. 13	Lindenwood (H)	W 5-1
Apr. 13	Lindenwood (H)	W 12-3
Apr. 14	Lindenwood (H)	L 5-3
Apr. 21	Washburn (H)*	W 8-2
Apr. 21	Washburn (H)*	W 6-0
Apr. 22	Washburn (H)*	W 5-1
Apr. 22	Washburn (H)*	W 6-5
Apr. 28	Emporia State (A)*	W 6-0
Apr. 28	Emporia State (A)*	W 4-1
May 4	Pittsburg State (A)*	W 13-3
May 5	Pittsburg State (A)*	W 18-2
May 5	Pittsburg State (A)*	W 5-1
May 6	Pittsburg State (A)*	W 6-4
May 11	Fort Hays State (N)!	W 5-0
May 12	Missouri Western (N)!	W 3-1
May 13	Fort Hays State (N)!	W 7-1
May 17	St. Edward's (H)+	L 8-6
May 18	Texas A&M-Kingsville (H)+	W 10-5
May 19	Southern Arkansas (H)+	W 4-3
May 19	St. Edward's (H)+	W 7-6 (12)
May 20	St. Mary's (Texas)+	W 9-5
May 20	St. Mary's (Texas)+	L 12-9

2013 * Head Coach: Tom Myers

36-13		28-8 MIAA (2nd)
Feb. 1	Texas A&M-Kingsville (N)	L 4-1
Feb. 2	Abilene Christian (N)	W 8-1
Feb. 3	Arkansas Tech (N)	W 10-4
Feb. 4	Arkansas-Monticello (N)	W 2-1
Feb. 16	Fort Hays State* (A)	W 16-4
Feb. 16	Fort Hays State* (A)	W 17-7
Feb. 17	Fort Hays State* (A)	W 10-0

Mar. 3	Northeastern State* (A)	W 6-2
Mar. 3	Northeastern State* (A)	W 16-11
Mar. 4	Northeastern State* (A)	W 13-11
Mar. 7	Truman State* (N)	W 17-2
Mar. 7	Truman State* (N)	W 24-3
Mar. 15	Nebraska-Kearney* (H)	W 4-1
Mar. 15	Nebraska-Kearney* (H)	L 6-4
Mar. 16	Nebraska-Kearney* (H)	W 9-8
Mar. 19	Lincoln* (H)	W 6-1
Mar. 19	Lincoln* (H)	W 11-2
Mar. 22	Washburn* (N)	L 8-6 (8)
Mar. 22	Washburn* (N)	W 5-4
Mar. 23	Washburn* (N)	W 11-1
Mar. 27	Southwest Baptist* (A)	W 3-2 (8)
Mar. 27	Southwest Baptist* (A)	L 8-6 (13)
Mar. 29	Central Oklahoma* (A)	L 4-3
Mar. 29	Central Oklahoma* (A)	W 6-3
Mar. 30	Central Oklahoma* (A)	W 13-4
Apr. 3	Lindenwood* (A)	W 10-4
Apr. 3	Lindenwood* (A)	L 11-7
Apr. 6	Henderson State (A)	W 8-7
Apr. 6	Henderson State (A)	W 9-2
Apr. 7	Henderson State (A)	W 7-2
Apr. 9	Lincoln* (A)	W 26-5
Apr. 9	Lincoln* (A)	L 10-8
Apr. 13	Missouri Southern* (H)	W 9-1
Apr. 13	Missouri Southern* (H)	L 9-8
Apr. 14	Missouri Southern* (H)	W 12-2
Apr. 16	Truman State* (A)	W 3-1
Apr. 16	Truman State* (A)	W 10-7
Apr. 20	Missouri Western* (A)	L 3-2
Apr. 20	Missouri Western* (A)	W 2-1
Apr. 21	Missouri Western* (A)	W 6-5
Apr. 28	Emporia State* (H)	W 7-3
Apr. 28	Emporia State* (H)	W 6-1
Apr. 29	Emporia State* (H)	W 5-2
May 4	Pittsburg State (N)!	L 11-3
May 4	Pittsburg State (N)!	W 16-4
May 5	Pittsburg State (N)!	L 9-7
May 16	St. Cloud State (N)+	L 11-2
May 17	Missouri Southern (N)+	W 7-3
May 18	Southern Arkansas (N)+	L 4-1

2014 * Head Coach: Tom Myers

35-16		32-8 MIAA (1st)
Feb. 1	St. Mary's (N)	L 5-4
Feb. 2	Henderson State (N)	W 13-0
Feb. 3	Arkansas-Monticello (N)	L 4-2
Feb. 4	Winona State (N)	W 3-2
Feb. 7	Ouachita Baptist (A)	L 12-0
Feb. 9	Ouachita Baptist (A)	L 2-1
Feb. 9	Ouachita Baptist (A)	W 4-1 (10)
Feb. 21	Southwest Baptist* (H)	W 6-0
Feb. 21	Southwest Baptist* (H)	L 10-6
Feb. 22	Southwest Baptist* (H)	W 3-1
Feb. 22	Southwest Baptist* (H)	W 8-4
Feb. 27	Northeastern State* (A)	W 3-1
Feb. 27	Northeastern State* (A)	L 5-4
Feb. 28	Northeastern State* (A)	W 8-5
Mar. 1	Northeastern State* (A)	L 4-3 (11)
Mar. 7	Pittsburg State* (H)	W 6-1
Mar. 7	Pittsburg State* (H)	W 16-6
Mar. 9	Pittsburg State* (H)	W 8-2
Mar. 9	Pittsburg State* (H)	W 19-2
Mar. 14	Nebraska-Kearney* (A)	W 11-7
Mar. 15	Nebraska-Kearney* (A)	W 8-1
Mar. 15	Nebraska-Kearney* (A)	L 20-3
Mar. 16	Nebraska-Kearney* (A)	L 8-2
Mar. 21	Missouri Southern* (H)	W 3-2
Mar. 21	Missouri Southern* (H)	W 6-3
Mar. 22	Missouri Southern* (H)	W 2-1
Mar. 22	Missouri Southern* (H)	W 8-4
Mar. 28	Lincoln* (A)	W 7-5
Mar. 29	Lincoln* (A)	W 14-3
Mar. 29	Lincoln* (A)	W 6-4
Mar. 30	Lincoln* (A)	W 15-3
Apr. 1	Emporia State (A)	L 4-3
Apr. 5	Lindenwood* (H)	W 9-4
Apr. 5	Lindenwood* (H)	W 4-1
Apr. 6	Lindenwood* (H)	W 10-3
Apr. 6	Lindenwood* (H)	W 8-2
Apr. 8	Emporia State (H)	L 14-2
Apr. 11	Northwest Missouri* (A)	W 9-6
Apr. 11	Northwest Missouri* (A)	W 6-1
Apr. 12	Northwest Missouri* (A)	L 4-3
Apr. 12	Northwest Missouri* (A)	W 9-0
Apr. 18	Missouri Western* (H)	L 8-2
Apr. 18	Missouri Western* (H)	W 14-6
Apr. 19	Missouri Western* (H)	W 15-2





Year-by-Year Results

Apr. 19	Missouri Western* (H)	W 15-7
Apr. 25	Central Oklahoma* (A)	L 8-7
Apr. 26	Central Oklahoma* (A)	W 5-2
Apr. 26	Central Oklahoma* (A)	W 8-7
Apr. 27	Central Oklahoma* (A)	W 10-7
May 2	Northeastern State (H)!	L 6-5 (11)



Kyle Crookes
2015-Pres.
398-133 (.750)

May 3	Northeastern State (H)!	L 11-10
-------	-------------------------	---------

* MIAA Game; ! MIAA Tournament

2015 * Head Coach: Kyle Crookes

30-22	23-13 MIAA (3rd)	
Feb. 5	Henderson State (N)	L 8-3
Feb. 6	Winona State (N)	W 2-1
Feb. 7	Arkansas Tech (N)	L 2-0
Feb. 8	St. Mary's (N)	W 8-6
Feb. 13	Southern Arkansas (A)	L 7-1
Feb. 13	Southern Arkansas (A)	W 1-0
Feb. 14	Lincoln (N)	W 4-3
Feb. 19	Fort Hays State* (A)	L 9-1
Feb. 19	Fort Hays State* (A)	L 9-8
Feb. 20	Fort Hays State* (A)	W 5-2
Feb. 20	Fort Hays State* (A)	W 7-5
Mar. 7	Northwest Missouri* (H)	L 2-1
Mar. 8	Northwest Missouri* (H)	W 7-4
Mar. 8	Northwest Missouri* (H)	L 5-4
Mar. 9	Northwest Missouri* (H)	W 14-4
Mar. 12	Southwest Baptist* (A)	L 6-5
Mar. 12	Southwest Baptist* (A)	L 6-2
Mar. 14	Southwest Baptist* (A)	W 6-1
Mar. 14	Southwest Baptist* (A)	W 11-6
Mar. 17	Missouri Western (A)	L 10-5
Mar. 20	Missouri Southern* (A)	W 5-4 (11)
Mar. 21	Missouri Southern* (A)	W 7-6
Mar. 21	Missouri Southern* (A)	L 3-2
Mar. 22	Missouri Southern* (A)	L 4-3
Mar. 24	Emporia State (H)	L 6-3
Mar. 27	Central Oklahoma* (H)	W 8-2
Mar. 28	Central Oklahoma* (H)	W 3-2
Mar. 28	Central Oklahoma* (H)	L 6-4
Mar. 29	Central Oklahoma* (H)	W 4-2
Apr. 2	Lincoln* (H)	W 4-3
Apr. 2	Lincoln* (H)	W 14-2
Apr. 3	Lincoln* (H)	W 27-4
Apr. 4	Lincoln* (H)	W 14-0
Apr. 7	Drury (A)	L 9-3
Apr. 7	Drury (A)	W 13-1
Apr. 10	Washburn* (A)	L 6-5 (11)
Apr. 11	Washburn* (A)	W 3-1
Apr. 11	Washburn* (A)	W 5-4
Apr. 12	Washburn* (A)	W 7-3
Apr. 16	Northeastern State* (H)	W 7-3
Apr. 16	Northeastern State* (H)	W 15-10
Apr. 17	Northeastern State* (H)	W 5-4
Apr. 17	Northeastern State* (H)	W 9-6
Apr. 21	Rockhurst (H)	L 11-10 (12)
Apr. 24	Lindenwood* (A)	W 13-4
Apr. 24	Lindenwood* (A)	L 4-3
Apr. 25	Lindenwood* (A)	L 13-4
Apr. 26	Lindenwood* (A)	L 4-3
Apr. 30	Nebraska-Kearney (H)!	W 10-5
May 1	Nebraska-Kearney (H)!	W 7-5
May 7	Emporia State (N)!	L 6-3
May 8	Washburn (N)!	L 4-3 (10)

* MIAA Game; ! MIAA Tournament

2016 * Head Coach: Kyle Crookes

43-15	32-7 MIAA (1st)	
Feb. 5	Henderson State (N)	L 6-5
Feb. 6	Arkansas-Monticello (N)	L 5-4
Feb. 7	St. Cloud State (N)	L 2-1
Feb. 12	Oklahoma Christian (N)	W 7-4
Feb. 12	Southern Arkansas (A)	L 4-3
Feb. 13	Central Oklahoma (N)	L 5-1
Feb. 26	Fort Hays State* (A)	L 8-7 (10)
Feb. 27	Fort Hays State* (A)	W 14-0
Feb. 28	Fort Hays State* (A)	W 16-12
Mar. 4	Pittsburg State* (H)	W 2-1
Mar. 5	Pittsburg State* (H)	W 8-0

Mar. 6	Pittsburg State* (H)	W 12-1
Mar. 11	Central Oklahoma* (A)	W 4-2 (10)
Mar. 12	Central Oklahoma* (A)	L 15-7
Mar. 13	Central Oklahoma* (A)	W 6-2
Mar. 16	Drury (H)	W 4-3
Mar. 18	Nebraska-Kearney* (H)	W 12-5
Mar. 19	Nebraska-Kearney* (H)	W 3-0
Mar. 20	Nebraska-Kearney* (H)	L 5-4
Mar. 22	Lindenwood* (A)	W 4-3 (11)
Mar. 24	Northwest Missouri* (H)	W 16-6
Mar. 25	Northwest Missouri* (H)	W 6-5 (10)
Mar. 26	Northwest Missouri* (H)	W 8-7
Mar. 29	Lindenwood* (H)	W 5-1
Apr. 1	Lincoln* (A)	W 16-0
Apr. 2	Lincoln* (A)	W 19-0
Apr. 3	Lincoln* (A)	W 13-5
Apr. 5	Lindenwood* (A)	W 6-4
Apr. 8	Emporia State* (H)	L 11-4
Apr. 9	Emporia State* (H)	W 3-2
Apr. 10	Emporia State* (H)	W 7-5
Apr. 13	Southwest Baptist* (H)	W 5-1
Apr. 15	Missouri Southern* (H)	L 8-2
Apr. 16	Missouri Southern* (H)	W 5-2
Apr. 17	Missouri Southern* (H)	W 5-4 (10)
Apr. 19	Southwest Baptist* (H)	W 12-10
Apr. 22	Northeastern State* (A)	W 10-8
Apr. 23	Northeastern State* (A)	L 9-7
Apr. 24	Northeastern State* (A)	L 10-6
Apr. 26	Southwest Baptist* (A)	W 9-0
Apr. 28	Missouri Western* (H)	W 11-10
Apr. 29	Missouri Western* (H)	W 6-4
Apr. 30	Missouri Western* (H)	W 6-2
May 6	Washburn* (A)	W 3-2 (10)
May 7	Washburn* (A)	W 8-4
May 8	Washburn* (A)	W 10-3
May 12	Northwest Missouri! (N)	W 10-3
May 13	Missouri Western! (N)	W 10-0
May 14	Washburn! (N)	L 2-1 (11)
May 15	Washburn! (N)	W 16-8
May 15	Missouri Western! (N)	W 16-14
May 19	SW Oklahoma State+ (N)	W 3-1
May 20	Emporia State+ (N)	W 6-3
May 21	Minnesota State+ (N)	W 3-0
May 23	Arkansas-Monticello+ (N)	W 7-4
May 28	Lander\$ (N)	L 4-3
May 31	Franklin Pierce\$ (N)	W 6-0
June 1	Cal Poly Pomona\$ (N)	L 3-0

* MIAA Game; ! MIAA Tournament + NCAA Regional; \$ D-II World Series

2017 * Head Coach: Kyle Crookes

32-18	23-13 MIAA (4th)	
Feb. 3	North Alabama (N)	L 4-8
Feb. 4	North Alabama (N)	W 3-2
Feb. 5	North Alabama (N)	W 9-3
Feb. 10	Truman State (N)	W 11-4
Feb. 11	Ouachita Baptist (A)	L 2-4
Feb. 11	Henderson State (A)	W 7-2
Feb. 17	Arkansas-Fort Smith (N)	W 8-4
Feb. 18	Tarleton State (N)	W 5-4 (10)
Feb. 19	Chico State (N)	W 3-2
Feb. 23	Fort Hays State* (H)	W 10-0
Feb. 24	Fort Hays State* (H)	W 5-2
Feb. 25	Fort Hays State* (H)	W 10-2
Feb. 28	William Woods (H)	W 9-4
Mar. 3	Pittsburg State* (A)	W 7-4
Mar. 4	Pittsburg State* (A)	L 6-13
Mar. 5	Pittsburg State* (A)	W 7-5
Mar. 10	Central Oklahoma* (H)	W 6-3
Mar. 10	Central Oklahoma* (H)	L 3-7
Mar. 12	Central Oklahoma* (H)	W 12-0
Mar. 17	Nebraska-Kearney* (A)	W 12-2
Mar. 18	Nebraska-Kearney* (A)	L 10-11
Mar. 19	Nebraska-Kearney* (A)	W 11-0
Mar. 21	Lindenwood* (H)	W 12-9 (13)
Mar. 26	Northwest Missouri* (A)	W 4-1
Mar. 26	Northwest Missouri* (A)	L 2-7
Mar. 27	Northwest Missouri* (A)	W 9-4
Mar. 28	Drury (A)	L 5-6
Mar. 29	Lindenwood* (A)	L 7-9
Apr. 4	Lindenwood* (H)	L 5-8
Apr. 5	Rockhurst (H)	W 8-2
Apr. 7	Emporia State* (A)	L 8-9
Apr. 8	Emporia State* (A)	W 12-1
Apr. 9	Emporia State* (A)	L 8-9
Apr. 11	Southwest Baptist* (A)	W 13-1
Apr. 13	Missouri Southern* (A)	W 11-8
Apr. 14	Missouri Southern* (A)	W 12-2
Apr. 15	Missouri Southern* (A)	L 7-9
Apr. 18	Southwest Baptist* (H)	W 15-5

Apr. 22	Northeastern State* (H)	W 7-2
Apr. 23	Northeastern State* (H)	W 15-3
Apr. 24	Northeastern State* (H)	W 9-8
Apr. 25	Southwest Baptist* (A)	W 9-7
Apr. 27	Missouri Western* (A)	L 3-4
Apr. 28	Missouri Western* (A)	L 7-8
Apr. 28	Missouri Western* (A)	L 3-9
May 5	Washburn* (H)	W 13-3
May 6	Washburn* (H)	W 10-5
May 7	Washburn* (H)	L 2-9
May 12	Central Oklahoma! (N)	L 3-4
May 12	Emporia State! (N)	L 1-4

* MIAA Game; ! MIAA Tournament

2018 * Head Coach: Kyle Crookes

39-17	24-12 MIAA (3rd)	
Feb. 2	St. Mary's (N)	W 8-3
Feb. 3	Texas A&M-Kingsville (N)	L 2-7
Feb. 4	Colorado School of Mines (N)	L 0-6
Feb. 9	Colorado-Colorado Springs (H)	W 6-4 (7)
Feb. 9	Colorado-Colorado Springs (H)	W 9-7
Feb. 17	Winona State (H)	W 12-6 (7)
Feb. 17	Winona State (H)	W 12-2 (8)
Feb. 18	Winona State (H)	W 4-2
Feb. 25	Missouri Western* (H)	W 4-2
Feb. 25	Missouri Western* (H)	W 8-4
Feb. 26	Missouri Western* (H)	W 15-10
Feb. 27	William Jewell (H)	W 14-2 (7)
Mar. 2	Washburn* (A)	L 0-3
Mar. 3	Washburn* (A)	W 8-5
Mar. 3	Washburn* (A)	W 17-11
Mar. 7	Drury (A)	W 7-3
Mar. 9	Fort Hays State* (A)	W 13-8
Mar. 10	Fort Hays State* (A)	W 12-6
Mar. 10	Fort Hays State* (A)	W 11-6
Mar. 13	Rockhurst (A)	W 12-4
Mar. 17	Pittsburg State* (H)	L 6-9
Mar. 17	Pittsburg State* (H)	W 13-9
Mar. 18	Pittsburg State* (H)	W 7-6
Mar. 20	Lindenwood* (A)	W 9-5
Mar. 23	Central Oklahoma* (A)	L 3-4
Mar. 24	Central Oklahoma* (A)	W 8-4
Mar. 25	Central Oklahoma* (A)	L 6-7
Mar. 27	Southwest Baptist* (H)	L 1-6
Mar. 29	Nebraska-Kearney* (H)	W 7-3
Mar. 30	Nebraska-Kearney* (H)	W 5-2
Mar. 31	Nebraska-Kearney* (H)	W 13-3 (7)
Apr. 4	Lindenwood* (H)	W 9-4
Apr. 5	Northwest Missouri* (A)	L 8-9 (10)
Apr. 5	Northwest Missouri* (A)	L 3-8
Apr. 6	Northwest Missouri* (A)	W 7-5
Apr. 10	Missouri S&T (A)	L 4-5
Apr. 11	Southwest Baptist* (A)	W 12-8
Apr. 17	Lindenwood* (A)	L 2-10
Apr. 20	Emporia State* (H)	W 4-1
Apr. 20	Emporia State* (H)	L 4-5 (11)
Apr. 20	Emporia State* (H)	W 6-5
Apr. 24	Southwest Baptist* (H)	W 8-0
Apr. 27	Missouri Southern* (H)	W 7-2
Apr. 28	Missouri Southern* (H)	L 7-11
Apr. 29	Missouri Southern* (H)	W 1-0
May 4	Northeastern State* (A)	W 14-5
May 5	Northeastern State* (A)	L 9-11
May 6	Northeastern State* (A)	L 7-10
May 10	Missouri Western! (H)	W 9-3
May 11	Emporia State! (H)	W 9-2
May 12	Central Oklahoma! (H)	W 15-0
May 13	Emporia State! (H)	W 2-1
May 17	Oklahoma Baptist+ (N)	W 10-2
May 18	St. Cloud State+ (N)	W 15-0
May 19	Augustana+ (N)	L 6-9
May 20	Southern Arkansas+ (A)	L 6-11

* MIAA Game; ! MIAA Tournament + NCAA Regional

2019 * Head Coach: Kyle Crookes

46-16	24-9 MIAA (1st)	
Feb. 1	St. Mary's (N)	L 5-12
Feb. 2	Texas A&M-Kingsville (N)	W 11-6
Feb. 3	St. Cloud State (N)	L 3-7
Feb. 8	Colorado-Colorado Springs (A)	W 7-6
Feb. 9	Colorado-Colorado Springs (A)	L 5-6 (11)
Feb. 10	Colorado-Colorado Springs (A)	L 6-7
Feb. 13	Minnesota-Crookston (H)	W 12-5
Feb. 14	Minnesota-Crookston (H)	W 19-2
Feb. 14	Minnesota-Crookston (H)	W 12-2
Feb. 21	Emporia State* (H)	L 7-10
Feb. 22	Emporia State* (H)	W 9-1
Feb. 22	Emporia State* (H)	W 18-1 (7)
Feb. 26	Truman State (H)	W 12-5





Feb. 28	Northeastern State * (H)	W 10-7
Mar. 1	Northeastern State * (H)	W 16-0 (7)
Mar. 1	Northeastern State * (H)	W 4-3
Mar. 6	Drury (H)	W 4-3
Mar. 8	Central Oklahoma * (H)	W 4-2
Mar. 9	Central Oklahoma * (H)	L 10-11
Mar. 10	Central Oklahoma * (H)	L 3-8
Mar. 13	Rockhurst (H)	W 12-4
Mar. 15	Southwest Baptist * (A)	L 5-6
Mar. 16	Southwest Baptist * (A)	W 9-8
Mar. 17	Southwest Baptist * (A)	W 7-6
Mar. 21	Washburn * (H)	W 9-2
Mar. 22	Washburn * (H)	L 7-8
Mar. 23	Washburn * (H)	W 9-1
Mar. 30	Pittsburg State * (A)	W 6-5 (10)
Mar. 31	Pittsburg State * (A)	W 3-2
Apr. 1	Pittsburg State * (A)	L 2-4
Apr. 5	Missouri Southern * (A)	W 4-2
Apr. 6	Missouri Southern * (A)	L 16-17
Apr. 7	Missouri Southern * (A)	W 18-16
Apr. 9	Arkansas Tech (H)	W 9-3
Apr. 12	Lindenwood * (H)	W 1-0
Apr. 13	Lindenwood * (H)	W 10-5
Apr. 14	Lindenwood * (H)	W 7-3
Apr. 18	Northwest Missouri * (H)	L 10-11 (10)
Apr. 19	Northwest Missouri * (H)	W 9-8
Apr. 20	Northwest Missouri * (H)	W 7-4
Apr. 24	William Jewell (A)	W 8-5
Apr. 26	Fort Hays State * (H)	W 8-1
Apr. 27	Fort Hays State * (H)	27-1 (7)
Apr. 28	Fort Hays State * (H)	13-3 (7)
May 3	Missouri Western * (A)	W 10-3
May 4	Missouri Western * (A)	W 3-1
May 5	Missouri Western * (A)	L 8-11
May 9	Missouri Western ! (N)	W 5-4
May 10	Pittsburg State ! (A)	W 5-4
May 11	Missouri Southern ! (N)	L 4-5
May 12	Missouri Southern ! (N)	W 5-4
May 12	Central Oklahoma (N)	W 10-2
May 16	Missouri Southern + (H)	W 8-1
May 17	Central Oklahoma + (H)	W 6-1
May 18	Central Oklahoma + (H)	W 8-5
May 24	Augustana + (A)	W 6-4
May 25	Augustana + (A)	W 5-2
June 1	Ashland \$ (N)	W 9-4
June 3	Colorado-Mesa \$ (N)	L 5-6
June 5	Ashland \$ (N)	W 11-3
June 6	Colorado-Mesa \$ (N)	W 7-5
June 6	Colorado-Mesa \$ (N)	L 0-1

* MIAA Game; ! MIAA Tournament + NCAA Regional; \$ D-II World Series

2020 * Head Coach: Kyle Crookes

20-3		8-0 MIAA
Jan. 31	Flagler (N)	L 2-4
Feb. 1	Millersville (N)	W 10-0 (8)
Feb. 2	Colorado School of Mines (N)	W 5-4 (10)
Feb. 7	Arkansas Tech (H)	L 2-3
Feb. 8	Arkansas Tech (H)	W 7-3 (7)
Feb. 8	Arkansas Tech (H)	W 2-1
Feb. 9	Arkansas Tech (H)	W 9-0
Feb. 15	Mary (H)	W 5-4 (8)
Feb. 15	Mary (H)	L 1-6 (7)
Feb. 16	Mary (H)	W 7-4 (7)
Feb. 16	Mary (H)	W 3-2
Feb. 21	Concordia-St. Paul (H)	W 11-1 (7)
Feb. 21	Concordia-St. Paul (H)	W 16-0 (7)
Feb. 22	Concordia-St. Paul (H)	W 7-0
Feb. 28	Rogers State * (H)	W 7-5
Feb. 29	Rogers State * (H)	W 8-3
Mar. 1	Rogers State * (H)	W 14-4 (8)
Mar. 3	Drury (H)	W 6-5 (10)
Mar. 6	Newman * (A)	W 17-9
Mar. 7	Newman * (A)	W 14-11
Mar. 8	Newman * (A)	W 16-2 (7)
Mar. 12	Fort Hays State * (A)	W 24-9 (8)
Mar. 12	Fort Hays State * (A)	W 20-4 (7)

* MIAA Game

Season cut short after 23 games due to COVID-19

2021 * Head Coach: Kyle Crookes

46-8		30-3 MIAA (1st)
Jan. 29	Lubbock Christian (N)	W 7-5
Jan. 29	Arkansas Fort Smith (N)	L 4-10
Jan. 30	St. Mary's (N)	W 8-7
Jan. 30	Arkansas Tech (N)	W 5-3
Feb. 22	Davenport (H)	W 9-1
Feb. 22	Davenport (H)	L 5-6
Feb. 23	Davenport (H)	L 3-6
Feb. 27	Rogers State * (A)	W 5-2

Feb. 27	Rogers State * (A)	L 3-5
Feb. 28	Rogers State * (A)	W 9-4
Mar. 6	Newman * (H)	W 14-5
Mar. 6	Newman * (H)	W 13-0 (7)
Mar. 7	Newman * (H)	W 11-6
Mar. 11	Fort Hays State * (H)	W 9-0
Mar. 11	Fort Hays State * (H)	W 8-5
Mar. 12	Fort Hays State * (H)	W 16-7 (7)
Mar. 19	Emporia State * (A)	W 15-1 (7)
Mar. 20	Emporia State * (A)	W 7-4
Mar. 20	Emporia State * (A)	W 15-5 (7)
Mar. 27	Washburn * (H)	W 12-10
Mar. 27	Washburn * (H)	W 3-2
Mar. 28	Washburn * (H)	W 5-2
Apr. 2	Missouri Southern * (A)	W 5-2
Apr. 3	Missouri Southern * (A)	W 17-12
Apr. 3	Missouri Southern * (A)	W 22-10
Apr. 10	Pittsburg State * (A)	W 10-3
Apr. 10	Pittsburg State * (A)	18-6
Apr. 11	Pittsburg State * (A)	13-1 (7)
Apr. 17	Central Oklahoma * (H)	W 6-0
Apr. 17	Central Oklahoma * (H)	W 15-2 (7)
Apr. 18	Central Oklahoma * (H)	W 7-1
Apr. 24	Northwest Missouri * (H)	W 8-4
Apr. 24	Northwest Missouri * (H)	W 12-2 (7)
Apr. 25	Northwest Missouri * (H)	L 2-4
May 1	Northeastern State * (A)	W 16-1 (7)
May 1	Northeastern State * (A)	L 4-5
May 2	Northeastern State * (A)	W 6-5
May 6	Missouri Western * (H)	W 13-3 (7)
May 7	Missouri Western * (H)	W 15-4 (8)
May 7	Missouri Western * (H)	W 13-2 (7)
May 13	Emporia State ! (H)	W 3-2
May 14	Emporia State ! (H)	W 7-3
May 20	Pittsburg State ! (N)	W 9-5
May 21	Central Oklahoma ! (N)	W 11-7
May 22	Pittsburg State ! (N)	W 11-2
May 28	Henderson State + (H)	W 2-1
May 29	Arkansas Tech + (H)	W 7-4
May 30	Southern Arkansas + (H)	W 4-2
May 31	Southern Arkansas + (H)	W 12-5
June 5	Northwest Nazarene \$ (N)	W 9-3
June 7	Tampa \$ (N)	W 8-4
June 11	Tampa \$ (N)	L 1-8
June 12	Tampa \$ (N)	W 3-1
June 12	Wingate \$ (N)	L 3-5

* MIAA Game; ! MIAA Tournament + NCAA Regional; \$ D-II World Series

2022 * Head Coach: Kyle Crookes

46-9		30-3 MIAA (1st)
Feb. 11	Arkansas-Monticello (N)	W 9-4
Feb. 11	Maryville (N)	W 10-3
Feb. 12	St. Mary's (N)	L 5-9
Feb. 13	Augustana (N)	L 5-6
Feb. 20	Davenport (H)	W 6-5
Feb. 20	Davenport (H)	W 8-3
Feb. 21	Davenport (H)	W 12-1 (7)
Feb. 21	Davenport (H)	L 5-6
Feb. 26	Northwest Missouri * (A)	W 4-0
Feb. 27	Northwest Missouri * (A)	W 8-5
Feb. 28	Northwest Missouri * (A)	W 13-9
Mar. 3	Northeastern State * (H)	W 11-6
Mar. 4	Northeastern State * (H)	W 6-1
Mar. 5	Northeastern State * (H)	W 11-2
Mar. 9	Drury (A)	W 24-11
Mar. 13	Emporia State * (H)	W 12-2 (7)
Mar. 13	Emporia State * (H)	W 10-5
Mar. 14	Emporia State * (H)	W 4-3
Mar. 16	Missouri Western * (A)	W 6-2
Mar. 18	Newman * (A)	W 13-0 (7)
Mar. 19	Newman * (A)	W 15-1 (7)
Mar. 19	Newman * (A)	W 11-7 (10)
Mar. 25	Rogers State * (H)	W 13-5
Mar. 26	Rogers State * (H)	W 10-7
Mar. 27	Rogers State * (H)	W 5-4
Mar. 29	Missouri Western * (H)	W 6-5
Apr. 1	Washburn * (A)	W 9-3
Apr. 2	Washburn * (A)	L 4-15 (7)
Apr. 3	Washburn * (A)	W 5-3
Apr. 6	Drury (H)	W 13-4
Apr. 8	Missouri Southern * (H)	W 21-6 (7)
Apr. 9	Missouri Southern * (H)	W 3-2
Apr. 10	Missouri Southern * (H)	W 11-3
Apr. 12	Missouri Western * (A)	W 15-1 (7)
Apr. 14	Pittsburg State * (H)	W 7-1
Apr. 15	Pittsburg State * (H)	W 8-5
Apr. 16	Pittsburg State * (H)	W 11-0 (7)
Apr. 21	Central Oklahoma * (A)	L, 8-9 (11)
Apr. 22	Central Oklahoma * (A)	L, 10-11

Apr. 23	Central Oklahoma * (A)	W, 19-4 (7)
Apr. 30	Fort Hays State * (A)	W 29-2 (7)
Apr. 30	Fort Hays State * (A)	W 20-13
May 1	Fort Hays State * (A)	W 12-2 (8)
May 6	Emporia State ! (H)	W 2-1
May 7	Emporia State ! (H)	W 15-5 (7)
May 12	Washburn ! (N)	L 13-15
May 13	Pittsburg State ! (N)	W 15-4
May 13	Northeastern State ! (N)	W 12-2 (7)
May 14	Washburn ! (N)	W 16-13 (10)
May 14	Washburn ! (N)	W 10-5
May 19	Ouachita + (H)	L 4-5
May 20	Minnesota State + (H)	W 9-6
May 21	Ouachita + (H)	W 19-5
May 21	Augustana + (H)	W 7-4
May 22	Augustana + (H)	L 5-9

2023 * Head Coach: Kyle Crookes

43-15		27-6 MIAA (1st)
Feb. 3	North Greenville (N)	L 1-12 (7)
Feb. 4	Montevallo (N)	L 10-11
Feb. 5	Flagler (N)	W 7-5
Feb. 10	Arkansas Tech (H)	L 8-10
Feb. 11	Arkansas Tech (H)	W 2-1 (8)
Feb. 11	Arkansas Tech (H)	W 1-0 (7)
Feb. 12	Arkansas Tech (H)	L 5-9
Feb. 17	Davenport (H)	L 4-5
Feb. 18	Davenport (H)	W 7-4
Feb. 19	Davenport (H)	W 8-7
Feb. 21	Rockhurst (H)	W 12-2 (7)
Feb. 24	Northwest Missouri * (H)	W 4-1
Feb. 25	Northwest Missouri * (H)	W 4-0
Feb. 26	Northwest Missouri * (H)	W 6-5
Feb. 28	Maryville (H)	W 8-7
Mar. 4	Northeastern State * (A)	W 12-2 (7)
Mar. 5	Northeastern State * (A)	L 10-11
Mar. 6	Northeastern State * (A)	W 13-6
Mar. 8	Drury (A)	W 13-1 (7)
Mar. 10	Emporia State * (A)	W 10-4
Mar. 12	Emporia State * (A)	W 2-3
Mar. 12	Emporia State * (A)	W 10-2
Mar. 14	Missouri Western * (H)	W 11-1 (7)
Mar. 19	Newman * (H)	W 11-0 (7)
Mar. 19	Newman * (H)	W 16-6 (7)
Mar. 20	Newman * (H)	W 8-4
Mar. 25	Rogers State * (A)	W 12-1 (7)
Mar. 25	Rogers State * (A)	L 4-5
Mar. 26	Rogers State * (A)	W 9-1
Mar. 28	Missouri Western * (A)	W 14-7
Mar. 31	Washburn * (H)	W 21-10 (7)
Apr. 1	Washburn * (H)	L 9-12
Apr. 2	Washburn * (H)	W 13-8
Apr. 4	Quincy (H)	W 15-1 (7)
Apr. 6	Missouri Southern * (A)	W 8-5
Apr. 7	Missouri Southern * (A)	W 5-3
Apr. 8	Missouri Southern * (A)	L 2-3
Apr. 14	Pittsburg State * (A)	L 5-6
Apr. 15	Pittsburg State * (A)	W 9-5
Apr. 16	Pittsburg State * (A)	W 7-5
Apr. 19	Drury (H)	L 5-11
Apr. 21	Central Oklahoma * (H)	W 5-4
Apr. 22	Central Oklahoma * (H)	W 6-5
Apr. 23	Central Oklahoma * (H)	W 6-3
Apr. 25	Quincy (A)	L 6-8
Apr. 28	Fort Hays State * (H)	W 9-1
Apr. 29	Fort Hays State * (H)	W 11-6
Apr. 30	Fort Hays State * (H)	W 13-11
May 5	Rogers State ! (H)	W 7-2
May 6	Rogers State ! (H)	W 7-1
May 11	Pittsburg State ! (H)	W 13-2 (7)
May 12	Northeastern State ! (H)	W 8-2 (11)
May 13	Missouri Southern ! (H)	W 15-0 (7)
May 18	St. Cloud State + (H)	W 7-6
May 19	Augustana + (H)	L 2-4
May 20	St. Cloud State + (H)	W 6-4
May 21	Augustana + (H)	L 6-8

* MIAA Game; ! MIAA Tournament + NCAA Regional





Year-by-Year Results

2024 * Head Coach: Kyle Crookes

52-10		29-4 MIAA (1st)
Feb. 2	#7 Millersville (N)	L 13-15
Feb. 3	#9 Southern New Hampshire (N)	W 5-4
Feb. 4	#3 Tampa (N)	L 4-16
Feb. 9	Arkansas Tech (H)	W 10-2 (7)
Feb. 9	Arkansas Tech (H)	W 5-4 (12)
Feb. 10	Arkansas Tech (H)	W 11-3 (7)
Feb. 10	Arkansas Tech (H)	W 2-1
Feb. 17	Davenport (H)	W 3-1 (7)
Feb. 17	Davenport (H)	W 10-2
Feb 18.	Davenport (H)	W 12-3 (7)
Feb 18.	Davenport (H)	W 10-4
Feb 23.	#9 Central Okla. * (H)	W 15-2 (7)
Feb 24.	#9 Central Okla * (H)	W 6-5
Feb 25.	#9 Central Okla * (H)	L 7-8 (8)
Feb 27.	Maryville (A)	W 16-9
Mar 1.	Northeast State * (A)	W 18-2 (7)
Mar 2.	Northeast State * (A)	W 19-14
Mar 3.	Northeast State * (A)	W 17-7 (7)
Mar 5.	Drury (A)	W 10-2
Mar 8.	Northwest Missouri State * (H)	W 14-0 (7)
Mar 9.	Northwest Missouri State * (H)	W 13-12
Mar 10.	Northwest Missouri State * (H)	W 10-8
Mar 12.	Missouri Western * (A)	W 8-4
Mar 15.	Washburn * (A)	W 6-5
Mar 16.	Washburn * (A)	W 16-4 (7)
Mar 17.	Washburn * (A)	L 9-10
Mar. 19	Quincy (H)	W 10-6
Mar 22.	Fort Hays State * (H)	W 13-0 (7)
Mar 23.	Fort Hays State * (H)	W 9-4
Mar 24.	Fort Hays State * (H)	W 16-2 (7)
Mar 26.	Missouri Western * (H0)	W 12-5
Mar 28.	Newman * (A)	W 20-10
Mar 29.	Newman * (A)	W 30-7 (7)
Mar 30.	Newman * (A)	W 6-5
Apr 5.	Pittsburg State * (H)	W 9-1
Apr 6.	Pittsburg State * (H)	W 8-5
Apr 7.	Pittsburg State * (H)	W 13-4
Apr 9.	Missouri Western * (A)	W 12-4
Apr 12.	Emporia State * (A)	W 21-7 (7)
Apr 13.	Emporia State * (A)	L 5-15 (8)
Apr 14.	Emporia State * (A)	W 5-1
Apr 17.	Quincy (A)	W 15-6
Apr 19.	Rogers State * (A)	W 14-8
Apr 20.	Rogers State * (A)	W 4-1
Apr 21.	Rogers State * (A)	W 11-2
Apr 23.	Drury (H)	W 12-2 (7)
Apr 26.	#9 Missouri Southern * (H)	W 7-4
Apr 27.	#9 Missouri Southern * (H)	L 7-9
Apr 28.	#9 Missouri Southern * (H)	W 5-2
May 3.	Fort Hays State ! (H)	W 5-3
May 4.	Fort Hays State ! (H)	W 14-4 (8)
May 9.	Washburn ! (A)	L 1-18 (8)
May 10.	Pittsburg State ! (A)	W 16-5 (8)
May 10.	Washburn ! (A)	W 9-1
May 11.	Missouri Southern ! (A)	L 16-18
May 16.	Minnesota State % (H)	W 12-10
May 17.	Augustana (S.D.) % (H)	W 18-3
May 18.	Augustana (S.D.) % (H)	W 13-2
May 24.	Arkansas-Monticello % (H)	W 11-6
May 25.	Arkansas-Monticello % (H)	W 9-4
June 1.	Angelo State \$ (A)	L 2-3 (11)
June 3.	Indiana (Pa.) \$ (A)	L 3-4

* MIAA Game; ! MIAA Tournament

+ NCAA Regional % NCAA Super Regional

\$ NCAA World Series





Mules in the NCAA Tournament

- 1971: Midwest Regional, Mankato, Minn.**
Northern Colorado 5, Mules 2 (LP-Keisker)
St. Cloud State 4, Mules 1 (LP-Tessar)
- 1974: Midwest Regional, Mankato, Minn.**
Mules 8, Nebraska Wesleyan 7 (WP-Oglesby)
Mules 5, Mankato State 2 (WP-Crane)
Mankato State 5, Mules 0 (LP-Wissel)
Mules 6, Mankato State 4 (WP-Stack)
- 1974: College Division World Series, Springfield, Ill.**
Mules 2, Ohio Northern 0 (WP-Crane)
New Orleans 6, Mules 2 (LP-Wissel)
New Haven 4, Mules 0 (LP-Stack)
Mules placed 4th
- 1981: Midwest Regional, Omaha, Neb.**
Nebraska-Omaha 10, Mules 9 (LP-Dean)
Eastern Illinois 9, Mules 2 (LP-Speckhals)
- 1988: South Central Regional, Cleveland, Miss.**
Mules 8, Troy State 7 (WP-Sharp)
Jacksonville State 13, Mules 3 (LP-Neal)
Delta State 9, Mules 8 (LP-R. Stone)
- 1989: Central Regional, Warrensburg, Mo.**
Mules 18, Northwest Missouri 8 (WP-G. Stone)
Mules 8, SIU-Edwardsville 1 (WP-Neal)
Mules 4, SIU-Edwardsville 3 (WP-R. Stone)
- 1989: D-II Championship, Montgomery, Ala.**
Rollins 6, Mules 3 (LP-G. Stone)
New Haven 12, Mules 4 (LP-Neal)
- 1990: Central Regional, Edwardsville, Ill.**
Mules 7, South Dakota State 5 (WP-Oldham)
Mules 3, SIU-Edwardsville 2 (WP-Neal)
Mules 7, SIU-Edwardsville 6, 10 inn. (WP-Hawks)
- 1990: D-II Championship, Montgomery, Ala.**
Tampa 10, Mules 2 (LP-Neal)
Mules 25, Philadelphia Textile 9 (WP-Derr)
Tampa 10, Mules 5 (LP-Neal)
Mules placed 5th
- 1991: Central Regional, Joplin, Mo.**
Regis 15, Mules 11 (LP-Gray)
Missouri Southern 17, Mules 10 (LP-Neal)

- 1994: Central Regional, Warrensburg, Mo.**
Mules 7, Northern Colorado 5 (WP-Poisal)
Mules 20, South Dakota State 8 (WP-Chasteen)
Mules 19, South Dakota State 7 (WP-Whitaker)
- 1994: D-II Championship, Montgomery, Ala.**
Mules 9, Cal-Riverside 6 (WP-Poisal)
Mules 8, Armstrong State 7 (WP-Whitaker)
Delta State 10, Mules 3 (LP-Poisal)
Mules 8, Delta State 2 (WP-Chasteen)
Mules 14, Florida Southern 9 (WP-Smith)
Mules National Champions

- 1995: Central Regional, Warrensburg, Mo.**
Mules 3, Missouri Southern 2 (WP-Shrum)
Mules 11, South Dakota State 1 (WP-Poisal)
Mules 14, South Dakota State 10 (WP-Shrum)
- 1995: D-II Championship, Montgomery, Ala.**
Georgia College 19, Mules 3 (LP-Poisal)
Mules 9, New Haven 4 (WP-Kammerer)
Mules 15, Cal-Davis 8 (WP-Castrop)
Florida Southern 9, Mules 7 (LP-Poisal)
Mules placed 3rd
- 1996: Central Regional, Sioux City, Iowa**
Mankato State 5, Mules 1 (LP-Hicks)
Mo.-St. Louis 4, Mules 3 (LP-Castrop)
- 1997: Central Regional, Sioux City, Iowa**
Mules 6, Mankato State 2 (WP-Massey)
Mules 14, Pittsburg State 7 (WP-Luna)
Mules 3, Pittsburg State 1 (WP-Clark)
- 1997: D-II Championship, Montgomery, Ala.**
Central Oklahoma 13, Mules 4 (LP-Massey)
Mules 18, Slippery Rock 6 (WP-Luna)
Kennesaw State 7, Mules 4 (LP-Clark)
Mules placed 5th
- 1998: Central Regional, Warrensburg, Mo.**
Mules 10, Pittsburg State 2 (WP-Clover)
Mules 7, Northern Colorado 4 (WP-Luna)
Mules 15, Winona State 3 (WP-Reynolds)
- 1998: D-II Championship, Montgomery, Ala.**
Tampa 9, Mules 5 (LP-Clover)
Cal St.-Chico 13, Mules 11, 10 inn. (LP-Reynolds)
Mules placed 8th
- 1999: Central Regional, Warrensburg, Mo.**
Rockhurst 8, Mules 1 (LP-Reynolds)
Mules 5, Minn. St.-Mankato 2 (WP-Clover)
Pittsburg State 8, Mules 7 (LP-Johnson)
- 2000: Central Regional, Warrensburg, Mo.**
MN State-Mankato 7, Mules 6 (LP-Beshars)
Mules 13, Winona State 1 (WP-Clinefelter)
Mules 6, MN State-Mankato 4 (WP-Monroe)
Mules 9, Rockhurst 6 (WP-Cline)
Mules 9, Rockhurst 1 (WP-Herz)
- 2000: D-II Championship, Montgomery, Ala.**
Slippery Rock 10, Mules 9 (LP-Reynolds)
Mules 10, Gardner-Webb 1 (WP-Cline)
North Florida 12, Mules 1 (LP-Monroe)
Mules placed 5th
- 2001: Central Regional, Warrensburg, Mo.**
Mules 9, Missouri Southern 7 (WP-Horner)
Mules 12, Wayne State 3 (WP-McGinnis)
Mules 9, MN State-Mankato 7 (WP-Monroe)
- 2001: D-II Championship, Montgomery, Ala.**
Massachusetts-Lowell 13, Mules 5 (LP-Clinefelter)
Mules 5, Kutztown 0 (WP-McGinnis)
Mules 7, SIU-Edwardsville 4 (WP-Herz)
Mules 11, St. Mary's 10 (WP-Longwell)
Mules 8, North Florida 5 (WP-Clinefelter)
St. Mary's 11, Mules 3 (LP-McGinnis)
Mules placed 2nd
- 2002: Central Regional, Warrensburg, Mo.**
Mules 13, Pittsburg State 2 (WP-Herz)
MN State-Mankato 12, Mules 11 (LP-McGinnis)
Mules 5, Pittsburg State 3 (WP-Horner)
Mules 7, MN State-Mankato 3 (WP-Denning)
Mules 10, MN State-Mankato 6 (WP-Silvera)
- 2002: D-II Championship, Montgomery, Ala.**
Mules 7, Columbus State 3 (WP-Herz)
Mules 8, Ashland 6 (WP-McGinnis)
Columbus State 5, Mules 4, 12 inn. (LP-Doering)
Columbus State 4, Mules 3, 13 inn. (LP-Denning)
Mules placed 3rd

- 2003: Central Regional, Warrensburg, Mo.**
Mules 12, Minnesota-Duluth 8 (WP-Sobkow)
Mules 11, Rockhurst 7 (WP-Powers)
Mules 13, Rockhurst 1 (WP-Denning)
- 2003: D-II Championship, Montgomery, Ala.**
Mules 3, Grand Valley State 2 (WP-Powers)
Mules 11, Franklin Pierce 4 (WP-Sobkow)
Mules 6, Kennesaw State 5, 13 inn. (WP-Kissel)
Mules 11, Tampa 4 (WP-Powers)
Mules National Champions

- 2004: Central Regional, Warrensburg, Mo.**
Mules 18, North Dakota 0 (WP-Sharp)
Mules 9, Wayne State (Neb.) 1 (WP-Powers)
Mules 22, Wayne State (Neb.) 2 (WP-Phelps)
- 2004: D-II Championship, Montgomery, Ala.**
Delta State 6, Mules 5 (LP-Webber)
Mules 7, Kutztown 3 (WP-Powers)
Mules 14, Bryant 3 (WP-Denning)
Mules 12, Delta State 9 (WP-Dunavant)
Delta State 10, Mules 9 (LP-Powers)
Mules placed 3rd
- 2005: Central Regional, Warrensburg, Mo.**
Mules 8, Emporia State 0 (WP-Powers)
Mules 9, Wayne State 3 (WP-Phelps)
Mules 10, Nebraska-Omaha 1 (WP-Outman)
- 2005: D-II Championship, Montgomery, Ala.**
Mules 5, Florida Southern 2 (WP-Powers)
Mules 2, Delta State 1 (WP-Outman)
Florida Southern 5, Mules 3 (LP-Schutt)
Florida Southern 8, Mules 5 (LP-Webber)
Mules placed 3rd
- 2006: Central Regional, Emporia, Kan.**
Minnesota-Mankato 8, Mules 6 (LP-Pyatt)
Missouri Western 16, Mules 8 (LP-Layne)
- 2007: Central Regional, Warrensburg, Mo.**
Mules 7, Winona State 2 (WP-Gilleland)
Mules 5, Emporia State 1 (WP-Potts)
Nebraska-Omaha 4, Mules 2 (LP-Pyatt)
Mules 9, Emporia State 2 (WP-Martin)
Nebraska-Omaha 9, Mules 4 (LP-Gilleland)
- 2008: Central Regional, Emporia, Kan.**
Mules 7, Wayne State 4 (WP-Carey)
Mules 13, Nebraska-Omaha 8 (WP-Phillips)
Mules 5, Emporia State 2 (WP-Potje)
Mules 11, Nebraska-Omaha 6 (WP-Latimore)
- 2008: D-II Championship, Saugat, Ill.**
Mules 13, Franklin Pierce 12, 11 inn. (WP-Matlock)
Sonoma State 6, Mules 5, 19 inn (LP-Phillips)
Mules 5, Shippensburg 1 (WP-Potje)
Mount Olive 5, Mules 3 (LP-Carey)
Mules placed 4th
- 2009: South Central Regional, Warrensburg, Mo.**
Mules 3, TX-Permian Basin 2 (WP-Matlock)
Angelo State 6, Mules 3 (LP-Potje)
Mules 14, Neb.-Omaha 1 (WP-Stubenhofer)
Mules 2, Emporia State 1 (WP-Matlock)
Emporia State 15, Mules 6 (LP-Martin)
- 2010: South Central Regional, Warrensburg, Mo.**
Mules 9, Nebraska-Omaha 3 (WP-Martin)
Mules 12, Emporia State 4 (WP-Brett)
- Mules 18, Incarnate Word 7 (WP-Allen)
Abilene Christian 11, Mules 5 (LP-Curtis)
Mules 11, Abilene Christian 4 (WP-Brett)
- 2010: D-II Championship, Cary, N.C.**
Mules 3, Tampa 0 (WP-Martin)
UC-San Diego 2, Mules 1, 11 inn (LP-Phillips)
Georgia Colf & St. 9, Mules 4 (LP-Stubenhofer)
Mules placed 5th
- 2011: South Central Regional, San Antonio, Texas**
Mules 3, Tarleton State 2 (WP-Unthank)
Mules 8, Emporia State 1 (WP-Lisi)
Mules 5, St. Mary's (Texas) 2 (WP-Schuyler)
Mules 7, Incarnate Word 0 (WP-Curtis)
- 2011: D-II Championship, Cary, N.C.**
Winona State 4, Mules 3 (LP-Lisi)
Millersville 1, Mules 0 (LP-Schuyler)
Mules placed 7th
- 2012: South Central Regional, Warrensburg, Mo.**
St. Edward's 8, Mules 6 (LP-Baker)
Mules 10, Texas A&M-Kingsville 5 (WP-Stopelman)
Mules 4, Southern Arkansas 3 (WP-Jackson)
Mules 7, St. Edwards' 6 (WP-Unthank)
Mules 9, St. Mary's 5 (WP-Baker)
St. Mary's 12, Mules 9 (LP-Unthank)
- 2013: Central Regional, Mankato, Minn.**
St. Cloud State 11, Mules 2 (LP-Schuyler)
Mules 7, Missouri Southern 3 (WP-Higgs)
Southern Arkansas 4, Mules 1 (LP-Fitzpatrick)
- 2016: Central Regional, St. Cloud, Minn.**
Mules 3, SW Oklahoma State 1 (WP-House)
Mules 6, Emporia State 3 (WP-Westphal)
Mules 3, Minnesota State 0 (WP-D'Armas)
Mules 7, Arkansas-Monticello 4 (WP-Williams)
- 2016: D-II Championship, Cary, N.C.**
Lander 4, Mules 3 (LP-Muchlberger)
Mules 6, Franklin Pierce 0 (WP-Westphal)
Cal Poly Pomona 3, Mules 0 (LP-D'Armas)
Mules placed 5th
- 2018: Central Regional, Magnolia, Ark.**
Mules 10, Oklahoma Baptist 2 (WP-Lucas)
Mules 15, St. Cloud State 0 (WP-Lucas)
Augustana 9, Mules 6 (LP-Seiz)
Southern Arkansas 11, Mules 6 (LP-Jones)
- 2019: Central Regional, Warrensburg, Mo.**
Mules 8, Missouri Southern 1 (WP-Kelsch)
Mules 6, Central Oklahoma 1 (WP-Lucas)
Mules 8, Central Oklahoma 5 (WP-Green)
- 2019: Super Regional, Sioux Falls, SD**
Mules 6, Augustana 4 (WP-Kelsch)
Mules 5, Augustana 2 (WP-Seiz)
- 2019: D-II Championship, Cary, N.C.**
Mules 9, Ashland 4 (WP-Kelsch)
Colorado Mesa 6, Mules 5 (LP-Lucas)
Mules 11, Ashland 3 (WP-Green)
Mules 7, Colorado Mesa 5 (WP-Plymell)
Colorado Mesa 1, Mules 0 (LP-Kelsch)
Mules placed 3rd
- 2021: Central Regional, Warrensburg, Mo.**
Mules 2, Henderson State 1 (WP-Green)
Mules 7, Arkansas Tech 4 (WP-Jones)
Mules 4, Southern Arkansas 2 (WP-Dryer)
Mules 12, Southern Arkansas 5 (WP-Gavin)
- 2021: D-II Championship, Cary, N.C.**
Mules 9, Northwest Nazarene 3 (WP-Green)
Mules 8, Tampa 4 (WP-Jones)
Tampa 8, Mules 1 (LP-Abramovich)
Mules 3, Tampa 1 (WP-Green)
Wingate 5, Mules 3 (LP-Plymell)
Mules placed 2nd
- 2022: Central Regional, Warrensburg, Mo.**
Ouachita 5, Mules 4 (LP-Jones)
Mules 9, Minnesota State 6 (WP-Bortka)
Mules 19, Ouachita 5 (WP-Abramovich)
Mules 7, Augustana 4 (WP-Wolf)
Augustana 9, Mules 5 (LP-Jones)
- 2023: Central Regional, Warrensburg, Mo.**
Mules 7, St. Cloud State 6 (WP-Wolf)
Augustana 4, Mules 2 (LP-LaLonde)
Mules 6, St. Cloud State 4 (WP-Schroeder)
Augustana 8, Mules 6 (LP-Wilson)
- 2024: Central Regional, Warrensburg, Mo.**
Mules 12, Minnesota State 10 (WP-McReynolds)
Mules 18, Augustana 3 (WP-Kreisman)
Mules 13, Augustana 2 (WP-Scott)
- 2024: Super Regional, Warrensburg, Mo.**
Mules 11, Arkansas-Monticello 6 (WP-Wolf)
Mules 9, Arkansas-Monticello 4 (WP-Taylor)
- 2024: D-II World Series, Cary, N.C.**
Angelo State 3, Mules 2, 11 inn. (LP-McReynolds)
Indiana (Pa.) 4, Mules 3 (LP-Scott)
Mules placed 8th





MIAA

Champions

1966	1971	1974
1981	1986	1988
1989	1990	1994
1995	1996	1997
1998	2000	2001
2002	2003	2004
2005	2007	2010
2011	2012	2014
2016	2018	2019
2021	2022	2023
2024		


**Regional
Champions**

1974	1989	1990
1994	1995	1997
1998	2000	2001
2002	2003	2004
2005	2008	2010
2011	2016	2019
2021	2024	

**National
Champions**

1994
2003





Dave Van Horn
1994 NCAA Division II
Coach of the Year

To say that the Mules' improbable trek to the 1994 national title followed an unusual trail would be a vast understatement. After all, this was a team that didn't have a head coach six weeks before its season began. Dennis Woody had built the team for his fourth season

as head coach, but in November the Kansas City Royals offered him a chance to join their scouting department. It was a career move he felt he couldn't pass up. There was no shortage of applicants for the job - 108 to be exact. After Dave Van Horn interviewed for the job, there was no question who the next Mules' head coach would be. Van Horn had built a successful program at Texarkana Junior College and also had strong ties to the University of Arkansas, where he had been a player and later an assistant coach. He had been a winner wherever he had been. Little did Mules fans know what an impact he would have.

After going 38-9 in the regular season, the Mules opened postseason play. Central battled through the losers bracket to down Missouri-St. Louis 6-1 and 8-4 to claim the MIAA title.

Now it was on to the NCAA Regional and again the Mules got to play on their home field. First they defeated Northern Colorado in a 7-5 thriller before unleashing a pair of awesome offensive displays, pounding South Dakota State 20-8 and 19-7. Next stop: Montgomery, Alabama, for the NCAA Division II Championship.

At Montgomery, the Mules found themselves seeded second in the eight-team field behind top-ranked Florida Southern. After defeating California-Riverside, 9-6, in game one and Armstrong State, 8-7, in game two, the Mules dropped a 10-3 decision to perennial power Delta State University. Not to be deterred, though, Central came back and beat the Statesmen 8-2 to advance to its first-ever trip to the national championship game, where the Mules faced powerful Florida Southern, the team ranked number one in Division II throughout much of the season and a school that had won seven previous national titles. After two innings, the Mules were trailing 4-0. After five innings, the Mules had gotten on the scoreboard, but still trailed 6-2. Florida Southern decided to go for the knockout punch and brought in pitching ace David Harris, even though he had pitched a nine-inning complete game the day before. But a six-run sixth inning sent Harris to the showers and put the Mules ahead for the first time. After Florida Southern tied the game in the eighth, the Mocs sent relief ace

Tom Szimanski to the mound for the top of the ninth. Szimanski had allowed just two earned runs all season. When he left after retiring just one of six batters, he had been charged with two runs and left the bases loaded. They didn't stay loaded very long, though. Eric Stuckenschneider walked to force in a run, then Morgan Burkhart, the Mules' starting pitcher who had stayed in the game as the DH, ripped a double barely fair down the left field line to clear the bases. The Mules led 14-8 going to the bottom of the ninth, but the Mocs loaded the bases with no outs. Smith then went to work and retired the next three batters and the Mules had made history with a 14-9 victory.

Senior third baseman Rick Ladjevich was named NCAA Division II Player of the Year after batting .460 with 14 homers and 97 RBI, and Van Horn was selected Division II Coach of the Year (even though he was not named MIAA Coach of the Year). All-America honors also went to Stuckenschneider (first-team outfielder), who had overcome a rare blood disorder that very nearly ended his career, and former walk-on Bob Poisal (pitcher).

Indeed, the Mules' trail to the 1994 title may have been improbable, but it certainly was successful and became the dream of a lifetime come true - 1994 NCAA Division II National Champions.



James Smith - winning pitcher in the title game.

Photo Courtesy/Montgomery Examiner

Championship Game Box Score

Central Missouri	AB	R	H	BI		
Howser, 1f	4	2	0	0		
Stuckenschneider, cf	5	1	0	3		
Burkhart, dh/p	6	0	2	3		
Ladjevich, 3b	4	1	0	0		
Duckett, 2b	4	2	2	1		
Hassler, 1b	5	1	1	0		
Lunders, rf	5	3	5	3		
Toben, pr-rf	0	1	0	0		
Crede, ss	4	2	0	1		
Plackemeier, c	3	1	2	2		
Totals	40	14	12	13		
Florida Southern	AB	R	H	BI		
Mariucci, 1f	5	2	3	1		
Scolaro, 2b	4	0	3	2		
Bridges, c	4	2	2			
2						
Vida, 1b	4	1	1	2		
McHugh, dh	4	1	0	0		
Stone, cf	4	0	1	1		
Hardee, rf	3	0	1	0		
DeWerff, ph	0	0	0	0		
Burke, ss	5	2	2	0		
Hedgecock, 3b	3	1	0	1		
Totals	36	9	13	9		
Central Missouri	001	016	006	-	14-12-1	
Florida Southern	310	111	011	-	9-13-2	
	IP	H	R	ER	BB	SO
Burkhart	1.2	6	4	4	0	1
Whitaker	4.1	5	3	2	3	3
Smith (W)	3	2	2	2	3	3
P. Harris	4.1	4	2	2	2	4
D. Harris	1.1	3	6	3	2	1
Wagner	2.1	2	0	0	1	0
Szimanski (L)	0.1	2	5	5	2	0
Murphree	0.0	1	1	1	1	0
McCawley	0.2	0	0	0	0	0

All-Tournament Team


P - Bubba Dixon, Delta State & David Harris, Florida Southern; C - Brian Bridges, Florida Southern; 1B - James Vida, Florida Southern; 2B - Glenn Duckett, Central Missouri; SS - Chris Priest, Lewis; 3B - Jake Yarborough, Delta State; OF - Eric Stuckenschneider, Central Missouri, Earl Wallace, Mansfield, & Ed Lunders, Central Missouri; DH - Jason Page, Delta State





Another year, another title for the Central Missouri Mules. This time though, it wasn't simply a league or regional crown. No, in 2003, the Mules went out and won the whole enchilada for the second time in school history.

Unlike their first crown in 1994 when the numbers didn't speak highly for the Mules, the 2003 squad put up some impressive statistics.



Brad Hill
2003 NCAA Division II
Coach of the Year

UCM was fourth in the nation in batting, fifth in scoring, sixth in fielding, and seventh in team earned run average.

The Mules baseball team clinched the MIAA regular season title with season-ending sweeps of Washburn and Northwest Missouri State, and then downed Missouri Western and Emporia State to claim the league tournament title.

Next UCM rolled through the Regional Tournament with a 3-0 mark, defeating Minnesota-Duluth in the opening round and taking two from Rockhurst.

Then it was on to Montgomery, Ala. for the fourth year in a row. The Mules swept through the field, going 4-0, to win their second national championship.

In the opening round, the Mules drew Grand Valley State University. It took a stellar pitching performance by junior righthander Danny Powers and some late-inning heroics to pick up the 3-2 win. Powers scattered five hits in eight innings and struck out four while walking none for the win. Still, it was 2-2 going into the ninth.

Steve Downey took care of that, as he singled to right, stole second and third, and scored the game-winner on Tommy Bryant's sacrifice fly to shallow left field. Eric Horner then worked a perfect ninth to pick up his school-record 15th career save.

Game two was not nearly as exciting, as UCM thumped Franklin Pierce 11-4. Carrying a 3-2 lead through three innings, the Mules exploded for six runs in the fourth. Phil Sobkow struck out nine to get the win, while Zach Norman went 4-for-5 with a pair of runs scored.

And then the excitement began again. It was déjà vu all over again for the Mules in the semifinals of the D-II Championships. After dropping a pair of games in extra innings in the 2002 World Series, the Mules found themselves in a similar position against Kennesaw State. But unlike those two efforts the previous year, this time it was Central Missouri which stood on top, as reliever Steve McReynolds, who hadn't pitched in three weeks, came on to hold the Owls at bay.

Leading 4-3, Steve Murphy extended the advantage in the sixth with a mammoth home run to center field. Kennesaw State, though, rallied with a run in the seventh, and Clint Watters homered to right off Mules closer Eric Horner in the top of the ninth to tie the game at 5-5.

McReynolds' effort (three innings of scoreless relief) set the stage for Zach Norman, as the All-America third baseman singled home Danny Guidry in the bottom of the 13th to advance the Mules to the championship game against Tampa.

The Championship game, like round two, was all Mules. Up 3-0, UCM saw Tampa score four runs in the fourth.

But UCM responded with two runs in the sixth, another in the seventh, and five in an eighth-inning explosion, highlighted by Zach Norman and Joe Strada home runs.

Danny Powers again claimed the win, allowing seven hits and four runs while striking out four over seven innings.

Steve Downey was unstoppable in the contest, going 5-for-5 with two runs, an RBI, a double, and a stolen base to lead the Mules to their second national championship.

The Mules finished 51-7 on the year and became the only team in NCAA Division II history to ever win 50 games four consecutive years. They were an amazing 25-1 in conference action.

Junior first baseman Joe Strada and junior third baseman Zach Norman were named second-team All-Americans. Strada batted .415 with 22 doubles, seven triples, 11 home runs, and 84 runs batted in, while Norman hit .411 with 21 doubles, four triples, 15 home runs, 87 RBI, and 17 stolen bases.

Sophomore Danny Powers went a perfect 10-0 on the year with a 2.49 ERA. Junior leftlander Nick Denning was 9-1 on the season, and junior Phil Sobkow finished 8-0 with 82 strikeouts in 68.2 innings of work.

Sobkow was drafted in the 10th round by the Los Angeles Dodgers, while Norman signed a free agent contract with the Philadelphia Phillies.

Championship Game Box Score

Central Missouri - 11 (51-7)	AB	R	H	BI
Guidry, CF	4	2	2	3
Berry, 2B	5	2	2	0
Norman, 3B	4	1	1	3
Strada, 1B	5	2	2	1
Downey, RF	5	2	5	1
Murphy, LF	4	1	1	0
Bryant, DH	5	1	4	3
Pugh, C	5	0	0	0
Mayfield, SS	4	0	1	0
Powers, P	0	0	0	0
Bergin, P	0	0	0	0
Horner, P	0	0	0	0
Totals	41	11	18	11

Tampa - 4 (45-18)	AB	R	H	BI
Reynolds, SS	4	0	0	0
Monzon, 2B	4	0	1	0
Wimberly 3B	4	0	0	0
Duff, C	3	1	2	1
Thompson, 1B	4	1	0	0
Hyland, RF	4	1	1	2
Quigg, CF	4	0	1	0
Castellvi, DH	4	1	1	1
Taylor, LF	4	0	1	0
Beattie, P	0	0	0	0
Watts, P	0	0	0	0
McKenzie, P	0	0	0	0
Boza, P	0	0	0	0
Totals	35	4	7	4

Central Missouri	210	002	150	-	11	18	2
Tampa	000	400	000	-	4	7	0

	IP	H	R	ER	BB	SO
Powers (W)	7.0	7	4	4	0	4
Bergin	1.0	0	0	0	1	2
Horner	1.0	0	0	0	0	1
Beattie (L)	6.0	9	5	5	2	4
Watts	1.1	4	3	3	0	1
McKenzie	0.0	2	2	2	0	0
Boza	1.2	3	1	1	0	1

Win-Powers (10-0) Loss-Beattie (15-3) T-2:36
A-2616
HR UCM - Guidry (7); Norman (15); Strada (11); Bryant (8)
HR Tampa - Duff (6); Hyland (14); Castellvi (1)



It was sheer pandemonium as the Mules defeated Tampa University 11-4 to win the 2003 NCAA Division II National Championship. It was Central Missouri's second national championship in a decade (the Mules also claimed the 1994 national title).





~ Batting ~

Most Games Played

Season: 66, Shawn Callahan, Will Bradley, and Josh Eftink, 2005
Career: 246, Brian McBryde, 2005-08

Most At-Bats

Game: 9, Iain Dykins and Balin Bergman vs. Sonoma State, 2008
Season: 273, Mason Janvrin, 2019
Career: 925, Erik Webb, 2017-21

Most Runs Scored

Game: 7, Ben Slemmer vs. Emporia State, 1998
Season: 103, Eric Stuckenschneider, 1994; Eric Errante, 2004
Career: 297, Craig Ringe, 1999-2002

Most Hits

Game: 6, John Prudhom at Fort Hays State (4/30/22)
Season: 114, Mason Janvrin, 2019
Career: 328, Erik Webb, 2017-21

Most Doubles

Game: 3, 21 times, last, Dusty Stroup/Micah Evans at Pittsburg State (4/10/21)
Season: 26, Morgan Burkhart, 1994, Erik Webb, 2019
Career: 77, Erik Webb, 2017-21

Most Triples

Game: 3, Brian McBryde vs. Missouri-Rolla, 2005
Season: 13, Will Bradley, 2004
Career: 20, Erik Webb, 2017-21

Most Home Runs

Game: 4, Rick Ladjevich, 1994 vs. Truman; Tim Sheeler, 1995 vs. Missouri; Dusty Stroup, 2020 at Fort Hays State
Season: 24, Bennett Oliver, 2016
Career: 65, Eric Webb, 2017-21

Most Total Bases

Game: 17, Rick Ladjevich, 1994 vs. Truman
Season: 199, Erik Webb, 2019
Career: 640, Erik Webb, 2017-21



Rick Ladjevich was Division II's Player of the Year in 1994 when he hit 14 home runs, batted .460, and drove in 97 runs.

Most Runs Batted In

Game: 10, Rick Ladjevich, 1994 vs. Truman
Season: 97, Rick Ladjevich, 1994
Career: 234, Erik Webb, 2017-21

Most Walks

Game: 4, many times
Season: 62, Craig Ringe, 2002
Career: 181, Craig Ringe, 1999-2002

Most Strikeouts

Season: 51, Collin Nevil 2017
Career: 188, Harrison Schnurbusch, 2017-22

Highest Batting Average

Season: .565, Henry Mason, 1975
Career: .445, Rick Ladjevich, 1993-94

Highest Slugging Percentage

Season: .883, Dave Goodwin, 1998
.965, Dusty Stroup, 2020**
Career: .835, Dusty Stroup, 2020-21

Most Times Hit By Pitch

Season: 28, Justin Graff-Rowe, 2018
Career: 62, Erik Webb, 2017-21

Most Stolen Bases

Game: 5, Henry Mason, 1976 vs. Lincoln & Aaron Marquart, 1992 vs. Culver-Stockton; Chance Tuttle, 2009 vs. Upper Iowa; Mason Janvrin, 2018 at Fort Hays State
Season: 51, Troy Culler, 1989
Career: 121, Sittichoke Huckuntod, 1988-90

Consecutive Stolen Bases

Season: 24, Jason Howser, 1993

Consecutive Game Hitting Streak

Season: 32, Brayden Whitney, 1997-98

15 Home Runs - 15 Stolen Bases

Ben Slemmer (20 HR, 16 SB) & Dave Goodwin (18 HR, 19 SB), 1998; Francisco Leandro (16 HR, 32 SB), 2004; Chance Tuttle, (15 HR, 26 SB), 2010; Erik Webb (21 HR, 15 SB), 2019; Brennen van Breusegen (15 HR, 18 SB), John Prudhom (19 HR, 16 SB), 2022

~ Fielding ~

Most Putouts


Game: 23, Chris Brown, 2008 vs. Sonoma State
Season: 522, Bennett Oliver, 2016
Career: 1,081, Collin Nevil, 2015-18

Most Assists

Game: 10, Bret Schwartz vs. Nebraska-Omaha, 5-7-10, Alex Madera vs. NWMSU, 4-18-19
Season: 212, Bret Schwartz, 2010
Career: 753, Bret Schwartz, 2009-12

Fewest Errors (with Most chances)

Season: 1, Ron Culp (1B), 1971; Gary Stanton (1B), 1973; Aaron Marquart (2B), 1992; Nick DeBiasse (1B), 2010
Career: 5, Ron Culp, 1968-71



Aaron Marquart had a near-perfect .995 fielding percentage in 1992, when he committed just one error in 189 chances at second base.

Best Fielding Percentage

Season: (min. 70 chances): 1.000, Ron Culp (1B), 1969; Jim Summers (CF), 1977; Don Roberts (CF), 1980 Tim Ruesch (C), 1982; Mike Bowers (OF-1B), 1985; Curt Hassler (1B), 1992; Brad Opperman (C), 1992; Josh Eftink (Utl.), 2004; Jon Wegener (OF), 2009; Matt LaGree (C), 2011; Kevin Gratza (OF), 2013; Scott Wolverton (C), Micah Evans (OF), 2021; Michael Chrisman (OF), 2022
Career: (min. 160 chances): 1.000, Scott Wolverton (439-31-0), 2020-21

~ Pitching ~

Most Appearances

Season: 33, Chris Matlock, 2008
Career: 80, Eric Horner, 2000-03

Most Starts

Season: 19, Ben Kelsch, 2019
Career: 55, Collin Jones, 2018-22

Most Complete Games

Season: 8, 6 players
Career: 23, Jim Crane, 1973-76

Most Innings Pitched

Game: 11, Chris Clark, 1992 vs. MWSU
Season: 115.2, Bob Poisal, 1995
Career: 295.1, Collin Jones, 2018-22

Most Shutouts

Season: 4, Bob Poisal, 1994; Danny Powers, 2005
Career: 7, Jim Crane, 1973-76

Most Saves

Season: 14, Chris Matlock, 2009
Career: 25, Chris Matlock, 2008-09





Fewest Hits Allowed

Game: 0, Terry Fletcher, 1964 vs. Emporia State; Bob Pledge & Ed Pickens, 1975 vs. William Jewell; Tim Mulcahy, 1979 vs. LU; Dan Minor, 1980 vs. Missouri Valley; Shane Hicks, 1996 vs. WU (5 inn.); Corey Clinefelter, 2001 vs. East Central; Danny Powers vs. Pittsburg State, 2004; Brandon Reid & Jonathan Sprinkle & Stanton Lohrengel, 2018 vs. Central Oklahoma

Season: (min. 20 IP): 12, Carl Black, 1966
 Career: (min. 80 IP): 63, Chris Matlock, 2008-09

Fewest Earned Runs Allowed

Season: (min. 20 IP): 3, Larry Hawks, 1990 (30.3 IP); Greg Huff, 1996 (22 IP); Aaron Brett, 2008 (22.2 IP), Evan Rathburn, 2021 (23.2 IP)
 Career: (min. 80 IP): 23, Chris Matlock, 2008-09 (120.2 IP)

Fewest Walks Allowed

Season: (min. 20 IP): 3, Casey Castrop, 1996 (37 IP); Aaron Baker, 2011 (25.2 IP); Adam Maddox, 2012 (29.2 IP)
 Career: (min. 80 IP): 17, Chris Matlock 2008-09 (120.2 IP)

Most Strikeouts

Game: 18, Jim Crane, 1974 vs. Ohio Northern
 Season: 129, Danny Powers, 2005
 Career: 277, Danny Powers, 2003-05



Eric Horner was a key to the Mules 2003 NCAA-II National Title. He set the Central Missouri and then-MIAA records for season and career appearances. He pitched in 31 games in 2003 (now T-2nd all-time), and 80 for his career. He also is tied for fifth in school history in saves with 15 from 2000-03.

Most Strikeouts Per 9 Innings

Season: 15.0, Jonathan Sprinkle, 2019
 Career: 11.86, Rusty Newman, 1967-70

Lowest Earned Run Average

Season: (min. 20 IP): 0.89, Larry Hawks, 1990
 Career: (min. 80 IP): 1.56, Nick Webber, 2003-05

Most Victories

Season: 16, Mason Green, 2021
 Career: 32, Josh Reynolds, 1998-00

Most Losses

Season: 9, Craig Woltemath, 1983
 Career: 14, Tim Mulcahy, 1979-82

Best Winning Percentage

Season: 1.000, Mason Green (16-0)
 Career: 1.000, Mason Green, 2018-21 (27-0)

Most Consecutive Scoreless Innings

Season: 40.2, Chris Matlock, from 4/29/08-3/22/09

** Season cut short to 23 games due to COVID-19

Mules Baseball Team Records

~ Batting ~

Most Games Played

Season: 66, 2005

Most At-Bats

Season: 2160, 2019

Most Runs Scored

Game: 32 vs. Washburn, 4-26-04

Season: 662, 2024

Most Runs Scored in an Inning

16 vs. Pittsburg State, 4-24-02

Most Hits

Game: 27 vs. Northwest Missouri State, 1995, vs Fort Hays State, 2019

Season: 765, 2004

Most Doubles

Game: 9 vs. Southwest Baptist, 4-20-10, vs Fort Hays State, 2019

Season: 153, 2006

Most Triples

Game: 4 vs. Truman, 1975; vs. Missouri-Rolla, 1997; vs. Missouri Southern, 2005; vs. Missouri-Rolla 2005; vs. Baldwin-Wallace, 2007

Season: 38, 2024

Most Home Runs

Game: 9 vs. Truman, 1994; at Fort Hays State, 2020; at Missouri Southern, 2021

Season: 126, 2024

Most Runs Batted In

Game: 29 vs. Washburn, 4-26-04

Season: 605, 2024

Most Total Bases

Season: 1344, 2024

Highest Batting Average

Season: .390, 1998

Highest Slugging Percentage

Season: .685, 1998

Most Stolen Bases

Game: 14 vs. Culver-Stockton, 1992

Season: 197, 2024

Most Walks Received

Game: 15 at Fort Hays State, 3/24/12

Season: 358, 2024

Most Strikeouts

Game: 21 vs. Rice, 2005

Season: 360, 2024

Most Times Hit By Pitch

Game: 8 at Missouri Southern, 2021

Season: 109, 2021

~ Fielding ~

Best Fielding Percentage

Season: .982, 2024

Most Putouts

Season: 1629, 2019

Most Assists

Season: 685, 2000

Fewest Errors

Season: 28, 1973

Most Double Plays

Season: 64, 2000

~ Pitching ~

Most Wins

Season: 57, 2004 & 2005

Most Losses

Season: 27, 1983

Most Complete Games

Season: 25, 1981

Most Shutouts

Season: 16, 2005

Most Strikeouts

Game: 22 vs. Sonoma State, 5-26-08

Season: 569, 2019

Fewest Walks Allowed

Season: 70, 1969

Most Walks Allowed

Season: 294, 1994

Fewest Runs Allowed

Season: 48, 1967

Fewest Earned Runs Allowed

Season: 34, 1969

Fewest Hits Allowed

Season: 96, 1969

Lowest Earned Run Average

Season: 2.18, 1969

Lowest Opponent Batting Average

Season: .185, 1969

Best Strikeouts Per 9 Innings

Season: 11.0, 2020

Longest Game:

19 innings, 5-26-08, vs. Sonoma State (Central Missouri lost 6-5)





Season Batting Average

(min. 75% GP)

1. Sittichoke Huckuntod	.475	1990
2. Brayden Whitney	.472	1998
3. Mike Reven	.466	1988
4. Jim Ehlmann	.462	1970
5. Rick Ladjevich	.460	1994
6. Dave Goodwin	.458	1998
7. Nick DeBiasse	.457	2011
8. Chris Umphres	.448	2001
9. Chris Curry	.445	2000
10. Seth Collins	.437	2000

Career Batting Average

1. Rick Ladjevich	.445	1993-94
2. Dave Goodwin	.435	1997-98
3. Nick DeBiasse	.431	2010-11
4. Chris Umphres	.416	2001-02
5. Chance Tuttle	.407	2009-10
6. Dusty Stroup	.405	2020-21
7. Sittichoke Huckuntod	.403	1988-90
8. Mason Janvrin	.400	2017-19
9. Josh Schumacher	.398	2020-21
10. Will Bradley	.390	2004-05

Season Hits

1. Mason Janvrin	114	2019
2. Sittichoke Huckuntod	104	1990
3. Chris Umphres	100	2001
Erik Webb	100	2019
5. Rick Ladjevich	99	1994
6. Eric Errante	97	2004
7. Bridger Hunt	95	2006
Nick DeBiasse	95	2011
9. Eric Stuckenschneider	94	1994
Chris Curry	94	2000

Career Hits

1. Erik Webb	328	2017-21
2. Brian McBryde	312	2005-08
3. Bret Schwartz	306	2009-12
4. Craig Ringe	275	1999-02
5. Boomer Berry	274	2000-03
6. Ben Slemmer	261	1995-98
7. Chris Curry	249	1997-00
8. Will Feil	247	2006-09
9. Harrison Schnurbusch	246	2017-22
10. Sittichoke Huckuntod	241	1988-90

Season Runs Scored

1. Eric Stuckenschneider	103	1994
Eric Errante	103	2004
3. Craig Ringe	89	2001
Craig Ringe	89	2002
5. Carter Young	88	2024
6. Will Bradley	85	2005
Chance Tuttle	85	2010
8. Nick DeBiasse	83	2010
9. Shawn Callahan	81	2005
10. Chance Tuttle	80	2009

Career Runs Scored

1. Craig Ringe	297	1999-02
2. Erik Webb	256	2017-21
3. Bret Schwartz	234	2009-12
4. Harrison Schnurbusch	231	2017-22
5. Boomer Berry	227	2000-03
6. Brian McBryde	223	2005-08
7. Eric Stuckenschneider	218	1990-94
8. Ben Slemmer	215	1995-98
9. Nathan Lipowicz	208	1997-00
10. Will Feil	195	2006-09

Season Doubles

1. Morgan Burkhart	26	1994
Erik Webb	26	2019
3. Eric Errante	25	2004
4. Carter Young	24	2024
Zach Norman	24	2002
6. Joe Strada	22	2003
Nick DeBiasse	22	2011
8. Chris Curry	21	2000
Zach Norman	21	2003
Bridger Hunt	21	2006
Brian McBryde	21	2008
Tyler Ruch	21	2010

Career Doubles

1. Erik Webb	77	2017-21
2. Brian McBryde	66	2005-08
3. Craig Ringe	61	1999-02
4. Chris Curry	59	1997-00
Matt Norfleet	59	1996-99
6. Zach Norman	56	2001-03
7. Ben Slemmer	54	1995-98
8. Harrison Schnurbusch	51	2017-22
9. Joe Strada	50	2002-04
10. Will Feil	49	2006-09

Season Triples

1. Will Bradley	13	2004
2. Bridger Hunt	11	2006
3. Alex Madera	10	2021
4. Clabe Gaines	9	2002
Sittichoke Huckuntod	9	1990
6. Nathan Lipowicz	8	1999
Blaine Rutledge	8	2007
Matt Elliott	8	2016
9. Cole Moore	7	2024
Brian McBryde	7	2005
Joe Strada	7	2003
Donald Roberts	7	1980
Fred Booker	7	1975

Career Triples

1. Erik Webb	20	2017-21
2. Will Bradley	17	2004-05
3. Nathan Lipowicz	16	1997-00
Joe Strada	16	2002-04
5. Chris Curry	15	1997-00
Sittichoke Huckuntod	15	1988-90
7. Cole Moore	14	2020-24
8. Mike Reven	13	1986-89
9. Clabe Gaines	12	2001-02
Brian McBryde	12	2005-08
Trevor Jones	12	2012-15
Cole Taylor	12	2018-21

Season Home Runs

1. Bennett Oliver	24	2016
2. Brennen van Breusegen	21	2024
Erik Webb	21	2019
4. Ben Slemmer	20	1998
Dusty Stroup	20	2021
6. Erik Webb	19	2021
John Prudhom	19	2022
8. Josh Paul	18	2007
Shawn Callahan	18	2005
Dave Goodwin	18	1998

Career Home Runs

1. Erik Webb	65	2017-21
2. Nathan Lipowicz	44	1997-00
3. Brennen van Breusegen	42	2020-24
4. John Prudhom	40	2019-23
5. Zach Norman	37	2001-03
6. Carter Young	34	2020-24
7. Collin Nevil	31	2015-18
8. Ben Slemmer	30	1995-98
Bennett Oliver	30	2015-16
Dusty Stroup	30	2020-21

Season Runs Batted In

1. Rick Ladjevich	97	1994
2. Chris Umphres	89	2001
3. Zach Norman	87	2003
4. Shawn Callahan	86	2005
5. Ben Slemmer	85	1998
6. Joe Strada	84	2003
Steve Downey	84	2004
8. Matt Norfleet	79	1999
9. Nick DeBiasse	78	2010
10. Tyler Ruch	77	2010

Career Runs Batted In

1. Erik Webb	234	2017-21
2. Joe Strada	214	2002-04
3. Ben Slemmer	199	1995-98
Zach Norman	199	2001-03
5. Brennen van Breusegen	188	2020-24
Bill Sanchez	188	1987-90
7. Harrison Schnurbusch	184	2017-22
8. Matt Norfleet	179	1996-99
Nathan Lipowicz	179	1997-00
10. Bret Schwartz	177	2009-12

Season Stolen Bases

1. Troy Culler	51	1989
2. Sittichoke Huckuntod	49	1990
3. Curtis Edde	43	1986
4. Sittichoke Huckuntod	42	1989
Daryl Jefferies	42	1996
6. Aaron Marquart	39	1992
Jason Howser	39	1993
8. Jason Howser	37	1994
9. Joey Basinger	36	1991
10. Mason Janvrin	36	2019


Career Stolen Bases

1. Sittichoke Huckuntod	121	1988-90
2. Craig Ringe	91	1999-02
3. Daryl Jefferies	90	1993-96
4. Troy Culler	82	1988-89
Joey Baysinger	82	1989-91
Eric Stuckenschneider	82	1990-94
7. Boomer Berry	79	2000-03
8. Jason Howser	76	1993-94
Mason Janvrin	76	2017-19
10. Chris Schnurbusch	75	1984-87
Ben Slemmer	75	1995-98



From 1988-90 Sittichoke Huckuntod ranked as one of the best second basemen in Division II baseball. He was inducted into the UCM Athletic Hall of Fame in 1999.





From 1997-2000, Nate Lipowicz belted 44 home runs, second-best in Central Missouri history.

Season Put Outs

1. Bennett Oliver	522	2016
2. Collin Nevil	503	2018
3. Chris Umphres	502	2001
4. Chris Umphres	501	2002
5. Tim VanMatre	485	2005
6. Tim Sheeler	484	1995
7. DJ Thrash	477	2000
Nick DeBiasse	477	2011
9. Collin Nevil	463	2017
10. Mark Dittmer	456	1989

Career Put Outs

1. Collin Nevil	1081	2015-18
2. Cole Taylor	1006	2018-21
3. Chris Umphres	1003	2001-02
4. John Oropeza	908	2009-13
5. Nick DeBiasse	906	2010-11
6. John Prudhom	872	2018-23
7. John Jacobs	819	1985-88
8. Joe Strada	808	2002-04
9. Tim VanMatre	805	2005-06
10. Luis Perez	795	2007-08



Collin Nevil (2015-18) was one of the greatest all-around first basemen to ever don the Cardinal & Black. He is the Mules all-time leader in put-outs with 1,081 and ranks third in home runs with 31

Season Assists

1. Bret Schwartz	212	2010
2. Bret Schwartz	199	2012
3. Jackson Schnurbusch	197	2016
4. Alex Madera	183	2019
5. Bret Schwartz	182	2011
Craig Ringe	182	2001
Thad Pealer	182	2000
8. Brian McBryde	178	2006
Brian McBryde	178	2008
10. Craig Ringe	173	2002

Career Assists

1. Bret Schwartz	753	2009-12
2. Brian McBryde	597	2005-08
3. Craig Ringe	583	1999-02
4. Jackson Schnurbusch	486	2014-17
5. Chris Curry	472	1997-00
6. Boomer Berry	426	2000-03
7. Ben Slemmer	422	1995-98
8. Harrison Schnurbusch	416	2017-22
9. Donovan Ditto	400	2018-22
10. Darryl Jeffries	381	1993-96
Chris Schnurbusch	381	1984-87

Season Wins

1. Mason Green	16	2021
2. Danny Powers	15	2005
3. P.J. McGinnis	14	2001
Jason Herz	14	2002
5. Bob Poisal	13	1995
Rich Clover	13	1998
Corey Clinefelter	13	2001
Steve Sharpe	13	2004
9. Conner Wolf	12	2024
Bob Poisal	12	1994
Josh Reynolds	12	2000
Brooks Martin	12	2010

Career Wins

1. Josh Reynolds	32	1998-00
2. Danny Powers	31	2003-05
3. Rich Clover	30	1995-99
4. Corey Clinefelter	30	1997-01
5. Conner Wolf	28	2022-pres.
Bob Poisal	27	1992-95
Mason Green	27	2018-21
Collin Jones	27	2018-22
9. Jason Herz	26	1999-02
Kurtis Schuyler	26	2011-14

Season Saves

1. Chris Matlock	14	2009
2. Grant Gavin	13	2016
3. Zach Davis	12	2014
4. Nick Webber	11	2005
Chris Matlock	11	2008
6. Travis Unthank	10	2012
Jonathan Sprinkle	10	2019
Evan Rathburn	10	2021
9. Luke Mercer	9	2018
10. Jeff Beshears	8	2000
Eric Horner	8	2003
Nick Webber	8	2004
Brady Gavin	8	2022

Career Saves

1. Chris Matlock	25	2008-09
2. Nick Webber	19	2003-05
Zach Davis	19	2012-14
4. Grant Gavin	16	2014-16
5. Eric Horner	15	2000-03
Travis Unthank	15	2010-12
7. Casey Castrop	14	1994-97
Evan Rathburn	14	2018-21
9. Jason Young	13	1993-95
Jonathan Sprinkle	13	2018-20

Season Earned Run

Average (min. 30 inn.)

1. Larry Hawks	0.89	1990
2. Nick Webber	1.06	2005
3. JD McReynolds	1.08	2023
4. Travis Unthank	1.09	2011
5. Chris Matlock	1.19	2009
6. Bob Horn	1.25	1976
7. Gary Keisker	1.29	1971
8. Kris Ralston	1.35	1993
9. Chris Radliff	1.36	2007
10. Bryan Collins	1.42	2007

Career Earned Run

Average (min. 80 inn.)

1. Nick Webber	1.56	2003-05
2. Chris Matlock	1.72	2008-09
3. Mike Phelps	2.08	2004-05
Travis Unthank	2.08	2010-12
5. Bob Horn	2.18	1976-77
6. Tom Tessar	2.24	1969-72
7. Kris Ralston	2.32	1992-93
8. Alex Kent	2.41	2007-10
9. Jim Crane	2.42	1973-76
10. Danny Powers	2.47	2003-05

Season Strikeouts

1. Danny Powers	129	2005
2. Mason Green	123	2021
3. Brooks Martin	107	2010
4. Josh Outman	106	2005
5. Steve Sharpe	103	2004
Ethan Westphal	103	2016
7. Mark Carey	99	2008
8. Mason Green	95	2019
9. Seth Gilleland	94	2007
10. Jason Schutt	89	2005
Jared Potts	89	2008
Lee Stoppelman	89	2012

Career Strikeouts

1. Danny Powers	277	2003-05
2. Mason Green	262	2018-21
3. Collin Jones	252	2018-22
4. Rusty Newman	236	1967-70
5. Jim Crane	215	1973-76
6. Paul Neal	212	1988-91
7. Kurtis Schuyler	202	2011-14
8. Conner Wolf	195	2022-pres.
9. Brooks Martin	194	2009-10
10. Josh Reynolds	193	1998-00

Season Innings Pitched

1. Bob Poisal	115.2	1995
2. Danny Powers	113.0	2005
3. Jason Herz	108.1	2002
4. Ben Kelsch	108.0	2019
5. Corey Clinefelter	107.2	2001
6. Mason Green	104.2	2021
7. Ethan Westphal	100.1	2016
8. Mark Carey	99.1	2008
9. Conner Wolf	97.2	2024
10. Josh Reynolds	99.0	2000

Career Innings Pitched


1. Collin Jones	295.1	2018-22
2. Paul Neal	292	1988-91
3. Corey Clinefelter	271.3	1997-01
4. Kurtis Schuyler	262.3	2011-14
5. Danny Powers	255	2003-05
6. Rich Clover	253	1995-99
7. Josh Reynolds	248	1998-00
8. Tim Mulcahy	231	1979-82
9. Bob Poisal	229.3	1992-95
10. Ben Kelsch	221.6	2016-19

Season Appearances

1. Chris Matlock	33	2008
2. Eric Horner	31	2003
Chris Matlock	31	2009
4. Nick Webber	29	2005
Fred Weber	29	1992
6. Patrick Evers	28	2005
Jim Sharpe	28	1988
8. Mark Loman	27	1992
Grant Gavin	27	2016
10. Nick Phillips	26	2009
Alex Kent	26	2010
Andrew Urban	26	2013

Career Appearances

1. Eric Horner	80	2000-03
2. Mark Loman	70	1989-92
Alex Kent	70	2007-10
4. Harrison Babbitt	69	2020-24
Collin Jones	69	2018-22
6. Nick Phillips	68	2008-10
7. Fred Weber	67	1989-92
8. Nick Webber	65	2003-05
9. Chris Matlock	64	2008-09
Luke Mercer	64	2016-19



Josh Reynolds holds the Mules' career record for wins (32) and is fifth in strikeouts.





In 1988 Mike Reven had team-bests of .466 batting average and 57 runs.

Batting Average

1970	Jim Ehlmann	.462
1971	Elmer Otey	.368
1972	Mike Haynes	.352
1973	Kevin Kinsella	.358
1974	Bob Tuttle	.380
1975	Henry Mason	.565
1976	Henry Mason	.358
1977	John Carter	.402
1978	Jim Summers	.336
1979	John Carter	.406
1980	Kevin Prenger	.386
1981	Dave Thielker	.406
1982	Kevin Prenger	.369
1983	Dave Thielker	.400
1984	Doug Middleton	.370
1985	Curt Wenson	.351
1986	Chris Schnurbusch	.377
1987	Curtis Edde	.374
1988	Mike Reven	.466
1989	Larry Hawks	.432
1990	Sittichoke Huckuntod	.475
1991	Kyle McCune	.415
1992	Rob Davis	.327
1993	Rick Ladjevich	.419
1994	Rick Ladjevich	.460
1995	Matt Chambers	.393
1996	Ben Slemmer/Brad Crede	.379
1997	Dave Goodwin	.413
1998	Brayden Whitney	.472
1999	Matt Norfleet	.435
2000	Chris Curry	.445
2001	Chris Umphres	.448
2002	Joe Strada	.387
2003	Joe Strada	.415
2004	Will Bradley	.399
2005	Shawn Callahan	.426
2006	Bridger Hunt	.415
2007	Gered Mochizuki	.383
2008	Balin Bergman	.396
2009	Chance Tuttle	.392
2010	Chance Tuttle	.421
2011	Nick DeBiasse	.457
2012	Ben Cox	.374
2013	Kevin Gratz	.371
2014	Jake Alexander	.383
2015	Trevor Jones	.377
2016	Jake Alexander	.382
2017	Justin Graff-Rowe	.412
2018	Travis Able/Mason Janvrin	.387
2019	Mason Janvrin	.418
2020	Dusty Stroup	.453
2021	Josh Schumacher	.398
2022	Brennen van Breusegen	.428
2023	Jack Schark	.366
2024	Brennen van Breusegen	.384


Runs

1970	Jim Ehlman	28
1971	Elmer Otey	25
1972	Mike Haynes & Bob Tuttle	18

1973	Bob Tuttle	22
1974	Bob Tuttle	32
1975	Gary Stanton & Kevin Kinsella	29
1976	Henry Mason	24
1977	Henry Mason	31
1978	John Theis	24
1979	John Carter	22
1980	John Theis	30
1981	Don Roberts	43
1982	Dave House	31
1983	Doug Litten	44
1984	Chris Schnurbusch	19
1985	Curt Wenson	43
1986	Curtis Edde	40
1987	Curtis Edde	36
1988	Mike Reven	57
1989	Sittichoke Huckuntod	71
1990	Sittichoke Huckuntod	65
1991	Joey Baysinger	59
1992	Todd Schreifels	38
1993	Eric Stuckenschneider	43
1994	Eric Stuckenschneider	103
1995	Travis Huenfeld	66
1996	Daryl Jefferies	66
1997	Ben Slemmer	71
1998	Dave Goodwin	76
1999	Nathan Lipowicz	74
2000	Craig Ringe	76
2001	Craig Ringe	89
2002	Craig Ringe	89
2003	Zach Norman	74
2004	Eric Errante	103
2005	Will Bradley	85
2006	Bridger Hunt	66
2007	Gered Mochizuki	66
2008	Brian McBryde	69
2009	Chance Tuttle	80
2010	Chance Tuttle	85
2011	Tyler Ruch	67
2012	Jordan Coons	52
2013	Samuel Domingue	57
2014	Trevor Jones	50
2015	Trevor Jones	43
2016	Matt Elliott	59
2017	Justin Graff-Rowe	48
2018	Mason Janvrin	61
2019	Mason Janvrin	75
2020	Erik Webb	32
2021	Micah Evans	61
2022	John Prudhom	70
2023	John Prudhom	65
2024	Carter Young	88

Runs Batted In

1970	Steve Eckinger	25
1971	Steve Eckinger	24
1972	Mike Haynes	21
1973	Greg Stockbauer	18
1974	Gary Stanton	29
1975	Fred Brooker	34
1976	Fred Brooker	22




Chris Schnurbusch led the Mules in assists four times and in stolen bases three times from 1984-87.

1977	John Carter	24
1978	Jim Summers	24
1979	Kevin Schaefer	25
1980	Kevin Prenger	30
1981	Dave House	45
1982	Kevin Prenger	39
1983	Doug Middleton	44
1984	Doug Middleton	18
1985	Steve Kuchta	31
1986	Mike Bowers	30
1987	Bill Sanchez	29
1988	Bill Sanchez	60
1989	Larry Hawks	61
1990	Larry Hawks	58
1991	Todd Schreifels	62
1992	Todd Schreifels	38
1993	Rick Ladjevich	45
1994	Rick Ladjevich	97
1995	Brad Crede	64
1996	Aaron Christensen	54
1997	Dave Godwin	56
1998	Ben Slemmer	85
1999	Matt Norfleet	79
2000	Nathan Lipowicz & Seth Collins	66
2001	Chris Umphres	89
2002	Chris Umphres	69
2003	Zach Norman	87
2004	Steve Downey	84
2005	Shawn Callahan	86
2006	Bridger Hunt	74
2007	Josh Paul	67
2008	Iain Dykins	64
2009	Will Feil	57
2010	Nick DeBiasse	78
2011	Nick DeBiasse	57
2012	Jordan Coons	51
2013	Kyle Grieshaber	56
2014	Tony Sandifer	48
2015	Derek Cornell	39
2016	Bennett Oliver	57
2017	Collin Nevil	54
2018	Collin Nevil	61
2019	Erik Webb	76
2020	Cole Taylor	32
2021	Dusty Stroup	63
2022	John Prudhom	69
2023	Vance Tobol	64
2024	Max Holy	75

Hits

1970	Jim Ehlman	42
1971	Steve Eckinger	30
1972	Mike Haynes	31
1973	Bob Tuttle	26
1974	Bob Tuttle	49
1975	Gary Stanton	37
1976	Fred Brooker	40
1977	Henry Mason	36
1978	Jim Summers	37
1979	John Carter	39
1980	Craig Gillison	35
1981	Dave House	58
1982	Kevin Prenger	41
1983	Dave Thielker	50
1984	Doug Middleton	30
1985	Chris Schnurbusch	53
1986	Curtis Edde	52
1987	Curtis Edde	46
1988	Mike Reven	81
1989	Sittichoke Huckuntod	78
1990	Sittichoke Huckuntod	104
1991	Kyle McCune	78
1992	Aaron Marquart	44
1993	Rick Ladjevich	54
1994	Rick Ladjevich	99
1995	Brad Crede	76
1996	Ben Slemmer	74
1997	Ben Slemmer & Dave Goodwin	78
1998	Brayden Whitney	83
1999	Nathan Lipowicz	83
2000	Chris Curry	94
2001	Chris Umphres	100
2002	Chris Umphres	83
2003	Danny Guidry	87




Third baseman Steve Eckinger was Central Missouri's first All-American. He won the award in 1971 after leading the Mules in hits, home runs, and RBI.

2004	Eric Errante	97
2005	Shawn Callahan & Will Bradley	92
2006	Bridger Hunt	95
2007	Gered Mochizuki	88
2008	Brian McBryde	93
2009	Chance Tuttle	82
2010	Nick DeBiasse	89
2011	Nick DeBiasse	95
2012	Bret Schwartz	75
2013	Samuel Domingue	73
2014	Brad Wilson	67
2015	Trevor Jones	77
2016	Jake Alexander	81
2017	Justin Graff-Rowe	75
2018	Mason Janvrin	92
2019	Mason Janvrin	114
2020	Dusty Stroup	39
2021	Dusty Stroup	79
2022	Brennen van Breusegen	86
2023	Carter Young	83
2024	Carter Young	93

Doubles

1973	Steve Luebbert	6
1974	Bob Tuttle, Gary Stanton	9
1975	Gary Staton, Greg Stockbauer	7
1977	Jim Summers	12
1978	Jim Summers	11
1979	John Theis	7
1980	Bob McPherson	10
1981	Kevin Prenger	16
1982	Dave House	10
1983	Dave Thielker	20
1984	Mike Bowers	7
1985	Curt Wenson	11
1986	Curtis Edde	14
1987	Curtis Edde	12
1988	Bill Sanchez	14
1989	Sittichoke Huckuntod	14
1990	Sittichoke Huckunto	17
1991	Kyle McCune & Joey Basinger	15
1992	Aaron Storm	14
1993	Rick Ladjevich	15
1994	Morgan Burkhardt	26
1995	Brad Crede	15
1996	Ben Slemmer	14
1997	Ben Slemmer	18
1998	Matt Norfleet	20
1999	Matt Norfleet	19
2000	Chris Curry	21
2001	Craig Ringe	18
2002	Zach Norman	24
2003	Joe Strada	22
2004	Eric Errante	25
2005	Brian McBryde	18
2006	Bridger Hunt	21
2007	Gered Mochizuki	20
2008	Brian McBryde	21
2009	Will Feil	17
2010	Tyler Ruch	21
2011	Nick DeBiasse	22
2012	Albert Selanders	14





Kyle McCune led the Mules in doubles, triples, and assists in 1991.

2013	John Oropeza	20
2014	Brad Wilson	12
2015	Tony Sandifer	11
2016	Bennett Oliver	14
2017	Travis Stroup	17
2018	Erik Webb	20
2019	Erik Webb	26
2020	Dusty Stroup	12
2021	Dusty Stroup	19
2022	Garrett Pennington	23
2023	John Prudhom	16
2024	Carter Young	24


triples

1973	Bob Tuttle	3
1974	Mike Ludwig	3
1975	Fred Brooker	7
1977	John Carter	4
1978	John Carter, Henry Mason	2
1979	Dane Henningsen	2
1980	Donald Roberts	7
1981	Beanie Lemken	4
1982	Roberts & Lamkin	3
1983	Kris Starr	2
1984	Steve Randazzo	2
1985	Chris Schnurbusch, Roland Morrow, & Mike Bowers	3
1986	Chris Schnurbusch, Ty Land, Curtis Edde, & Wes Brown	2
1987	Mike Reven & Rick Lambeth	2
1988	Mike Reven	7
1989	Sittichoke Huckuntod & Mike Reven	4
1990	Sittichoke Huckuntod	9
1991	Kyle McCune & Chris Mihlfeld	4
1992	Aaron Storm & Brad Sharp	2
1993	O.J. Rhone & Curt Hassler	3
1994	Eric Stuckenschneider	3
1995	John Bacon	5
1996	Ben Slemmer & Darryl Jeffries	5
1997	Chris Curry	5
1998	Ben Slemmer & Chris Curry	5
1999	Nathan Lipowicz	8
2000	Nathan Lipowicz	4
2001	Clabe Gaines	9
2002	Joe Strada, Clabe Gaines, & Boomer Berry	3
2003	Joe Strada	7
2004	Will Bradley	13
2005	Brian McBryde	7
2006	Bridger Hunt	11
2007	Blaine Rutledge	8
2008	Will Feil	3
2009	Chance Tuttle, Jon Wegener	4
2010	Chance Tuttle	5
2011	Tyler Ruch	3
2012	Jordan Coons	5
2013	Kevin Gratz	4
2014	Trevor Jones	4
2015	Trevor Jones	6
2016	Matt Elliott	8
2017	Erik Webb	5
2018	Erik Webb	4

2019	Erik Webb	5
2020	Cole Taylor	5
2021	Alex Madera	10
2022	Michael Chrisman	6
2023	Cole Moore	5
2024	Cole Moore	7

Home Runs

1970	Jim Ehlmann & Steve Eckinger	8
1971	Steve Eckinger	9
1972	Three players with	2
1973	Greg Stockbauer	2
1974	Gary Stanton	4
1975	Steve Luebbert	4
1976	Steve Luebbert	5
1977	Three players with	2
1978	Jim Summers & Henry Mason	2
1979	Kevin Schaefer	6
1980	Kevin Prenger	4
1981	Don Roberts	9
1982	Kevin Prenger	7
1983	Dave Thielker	11
1984	Doug Middleton	5
1985	S. Frerking, S. Kuchta	6
1986	Wes Brown	5
1987	Curtis Edde	5
1988	Bill Sanchez	8
1989	Mark Dittmer	12
1990	Larry Hawks	12
1991	Todd Schreifels	17
1992	Todd Schreifels	8
1993	Eric Stuckenschneider & O.J. Rhone	5
1994	Rick Ladjevich	14
1995	Brad Crede & Travis Huenfeld	11
1996	Aaron Christensen	9
1997	Dave Goodwin	10
1998	Ben Slemmer	20
1999	Nathan Lipowicz	15
2000	Nathan Lipowicz	14
2001	Clabe Gaines	13
2002	Zach Norman	13
2003	Zach Norman	15
2004	Francisco Leandro	16
2005	Shawn Callahan	18
2006	Adam Milauskas	16
2007	Josh Paul	18
2008	Iain Dykins	12
2009	Chance Tuttle	12
2010	Nick DeBiasse	17
2011	Nick DeBiasse	9
2012	John Oropeza	6
2013	Kyle Grieshaber	9
2014	Brad Wilson	6
2015	Bennett Oliver	6
2016	Bennett Oliver	24
2017	Collin Nevil	13
2018	Collin Nevil	17



Troy Culler's 51 stolen bases in 1989 set an MIAA record that still stands. He also is tied for fourth in school history with 82 career thefts.

2019	Erik Webb	21
2020	Dusty Stroup	10
2021	Dusty Stroup	10
2022	John Prudhom	20
2023	John Prudhom	17
2024	Brennen van Breusegen	21

Stolen Bases

1970	Steve Eckinger	7
1971	Elmer Ottey	20
1972	Bob Tuttle	6
1973	Rob Ruth & S. Allison	4
1974	Bob Tuttle	14
1975	Rob Ruth	8
1976	Henry Mason	17
1977	Henry Mason	16
1978	Henry Mason & John Theis	12
1979	John Theis	7
1980	John Theis	14
1981	Larry Reynolds	12
1982	Don Roberts	12
1983	Doug Litten	19
1984	Chris Schnurbusch	10
1985	Chris Schnurbusch	16
1986	Curtis Edde	43
1987	Chris Schnurbusch	15
1988	Troy Culler	31
1989	Troy Culler	51
1990	Sittichoke Huckuntod	49
1991	Joey Baysinger	36
1992	Aaron Marquart	39
1993	Jason Howser	39
1994	Jason Howser	37
1995	Daryl Jefferies	32
1996	Daryl Jefferies	42
1997	Ben Slemmer	33
1998	Dave Goodwin	19
1999	Matthew Stafford	18
2000	Craig Ringe	27
2001	Clabe Gaines	30
2002	Craig Ringe	29
2003	Boomer Berry	22
2004	Steve Downey	33
2005	Brian McBryde	18
2006	Bridger Hunt	22
2007	Gered Mochizuki	18
2008	Brian McBryde & Blaine Rutledge	22
2009	Chance Tuttle	34
2010	Chance Tuttle	26
2011	Tyler Ruch	21
2012	Jordan Coons	19
2013	Trevor Jones	19
2014	Trevor Jones	16
2015	Derek Cornell	18
2016	Derek Cornell	22
2017	Graff-Rowe/Nevil/Stroup	14
2018	Mason Janvrin	32
2019	Mason Janvrin	36
2020	Brennen vanBreusegen	11
2021	Micah Evans	28
2022	Brennen van Breusegen	18
2023	Jack Schark	29
2024	Max Holy	33

Put Outs

1973	Gary Stanton	158
1974	Gary Stanton	293
1975	Gary Stanton	175
1977	Henry Mason	192
1978	Mike Moeller	175
1979	Joe Rosenbeck	140
1980	Kevin Prenger	148
1981	David Thielker	351
1982	Dave Thielker	238
1983	Doug Middleton	285
1984	Doug Middleton	187
1985	Steve Frerking	175
1986	Steve Frerking	340
1987	Bill Sanchez	213
1988	Jon Jacobs	321
1989	Mark Dittmer	456
1990	Larry Hawks	403
1991	Todd Schreifels	317
1992	Todd Schreifels	276
1993	Curt Hassler	220




Bret Schwartz led the Mules in assists from 2009-12 and is the UCM and MIAA career leader in the category.

1994	Morgan Burkhardt	383
1995	Tim Sheeler	484
1996	Brayden Whitney	235
1997	Dave Goodwin	419
1998	Dave Goodwin	210
1999	Matt Norflet	394
2000	D.J. Thrash	477
2001	Chris Umphres	501
2002	Chris Umphres	502
2003	Joe Strada	415
2004	Joe Strada	311
2005	Tim VanMatre	485
2006	David Baker	323
2007	Josh Paul	445
2008	Luis Perez	381
2009	Matt LaGree	378
2010	Nick DeBiasse	429
2011	Nick DeBiasse	477
2012	John Oropeza	444
2013	John Oropeza	402
2014	Seth Wheeler	186
2015	Colton Hilbrenner	230
2016	Bennett Oliver	522
2017	Collin Nevil	463
2018	Collin Nevil	503
2019	Cole Taylor	453
2020	Cole Taylor	163
2021	Cole Taylor	383
2022	John Prudhom	450
2023	John Prudhom	402
2024	Chase Heath	381

Assists

1973	Dan McCormick	32
1974	Fred Brooker	94
1975	Fred Brooker	61
1977	John Carter	60
1978	John Carter	80
1979	Randy Kohler	72
1980	Beanie Lemken	69
1981	Beanie Lemken	125
1982	Beanie Lemken	86
1983	Dave Thielker	88
1984	Chris Schnurbusch	78
1985	Chris Schnurbusch	111
1986	Chris Schnurbusch	107
1987	Chris Schnurbusch	85
1988	Sittichoke Huckuntod	106
1989	Chris Mihlfeld	125
1990	Sittichoke Huckuntod	131
1991	Kyle McCune	95
1992	Bruce Sharp	120
1993	Bruce Sharp	101
1994	Brad Crede	126
1995	Matt Chambers	138
1996	Darryl Jeffries	140
1997	Ben Slemmer	131
1998	Ben Slemmer	130
1999	Thad Pealer	138
2000	Thad Pealer	182





Corey Clinefelter earned first-team All-America honors in 2001 after posting 13 wins and 79 strikeouts in 107.2 innings in 2001.

2001	Craig Ringe	182
2002	Craig Ringe	173
2003	Boomer Berry	156
2004	Eric Errante	154
2005	Brian McBryde	158
2006	Brian McBryde	178
2007	Gered Mochizuki	151
2008	Brian McBryde	178
2009	Bret Schwartz	160
2010	Bret Schwartz	212
2011	Bret Schwartz	182
2012	Bret Schwartz	199
2013	Samuel Domingue	164
2014	Dusty Maas	105
2015	Jackson Schnurbusch	98
2016	Jackson Schnurbusch	197
2017	Jackson Schnurbusch	155
2018	Harrison Schnurbusch	149
2019	Alex Madera	183
2020	Alex Madera	57
2021	Alex Madera	139
2022	Harrison Schnurbusch	123
2023	Max Holy	107
2024	Max Holy	151

Earned Run Average


(Min. 20 inn.)

1970	Rusty Newman	2.45
1971	Gary Keisker	1.29
1972	Ron Berry	1.99
1973	Terry Hudson	1.77
1974	Jim Crane	1.86
1975	Jim Crane	2.49
1976	Bob Horn	1.25
1977	Bob Horn	3.50
1978	Gerry Lewis	1.71
1979	Jeff Dean	2.19
1980	Mel Priess	3.61
1981	Don Fitzpatrick	1.44
1982	Jeff Dean	1.43
1983	Dan Ross	4.99
1984	Stan Struempff	4.33
1985	Donnie McGowan	3.15
1986	Jeff McEnroe	2.10
1987	Greg Stiegler	3.22
1988	Gary Stone	1.82
1989	Larry Hawks	3.07
1990	Larry Hawks	0.89
1991	Fred Weber	1.26
1992	Mark Loman	2.22
1993	Kris Ralston	1.35
1994	Bob Poisal	2.36
1995	James Kammerer	3.07
1996	Greg Huff	1.23
1997	Shane Hicks	3.13
1998	Rich Clover	3.70
1999	Rich Clover	2.17
2000	Adam Cline	2.63
2001	Justin Starnes	2.32
2002	Jason Herz	2.74
2003	B.J. Kissel	1.67

2004	Nick Webber	1.54
2005	Nick Webber	1.06
2006	Chad Barben	2.57
2007	Chris Radliff	1.36
2008	Aaron Brett	1.19
2009	Chris Matlock	1.19
2010	Alex Kent	1.53
2011	Travis Unthank	1.09
2012	Lee Stoppelman	1.47
2013	Jake Heissler	2.01
2014	Zach Davis	1.98
2015	Carlos D'Armas	3.28
2016	Taylor Ross	1.16
2017	Taylor Ross	2.00
2018	Jonathan Sprinkle	2.31
2019	Jonathan Sprinkle	2.23
2020	Jordan Fowler	2.01
2021	Evan Rathburn	1.14
2022	Brady Gavin	1.16
2023	JD McReynolds	1.08
2024	JD McReynolds	3.25

Strikeouts

1970	Rusty Newman	64
1971	Gary Keisker	61
1972	Ron Wissel	48
1973	Dwight Stack	47
1974	Jim Crane	41
1975	Jim Crane	54
1976	John Hocesvar	69
1977	Bob Horn	38
1978	Jim Atchley	39
1979	Tim Mulcahy	40
1980	Mel Priess	46
1981	Tim Mulcahy	69
1982	Tim Mulcahy	49
1983	Craig Woltemath	38
1984	Stan Struempff	28
1985	Donnie McGowan	68
1986	Bob Heese	33
1987	Greg Stiegler	37
1988	Jim Sharpe	69
1989	Paul Neal	63
1990	Chris Oldham	42
1991	Chris Oldham	72
1992	Kris Ralston	50
1993	Kris Ralston	49
1994	Craig Chasteen	58
1995	Bob Poisal	78
1996	Shane Hicks	75
1997	Eric Massey	77
1998	Rich Clover	59
1999	Josh Reynolds	67
2000	Josh Reynolds	85
2001	Corey Clinefelter	79



After transferring to UCM, P.J. McGinnis set a then-school and MIAA record with 14 wins in 2001. It was broken in 2005 by the Mules' Danny Powers.


2002	Jason Herz	88
2003	Phil Sobkow	82
2004	Steve Sharpe	103
2005	Danny Powers	129
2006	Owen Williams	75
2007	Seth Gilleland	94
2008	Mark Carey	99
2009	Brooks Martin	87
2010	Brooks Martin	107
2011	Don Lisi	67
2012	Lee Stoppelman	89
2013	Travis Higgs	53
2014	Kyle Gehrs	71
2015	Tyler House	67
2016	Ethan Westphal	103
2017	Steven D'Amico	71
2018	Luke Lucas	60
2019	Mason Green	95
2020	Jonathan Sprinkle	43
2021	Mason Green	123
2022	Collin Jones	67
2023	Conner Wolf	71
2024	Conner Wolf	90

Wins

1970	Rusty Newman	6
1971	Tom Tessar	7
1972	Four players with	3
1973	Terry Hudson	6
1974	Jim Crane	7
1975	Jim Crane	7
1976	Bob Horn	6
1977	Bob Horn & Gerry Lewis	4
1978	Larry Cooper	6
1979	Jeff Dean & Tim Mulcahy	4
1980	Mel Priess	9
1981	Tim Mulcahy	9
1982	Jeff Dean & J. Cleven	6
1983	Don Fitzpatrick	5
1984	Stan Struempff	4
1985	Donnie McGowan	6
1986	Jeff McEnroe	5
1987	Greg Stiegler	5
1988	Jim Sharpe	8
1989	Paul Neal	8
1990	Chris Oldham	8
1991	Tyler Derr	8
1992	Kris Ralston	5
1993	Chris Clark	8
1994	Bob Poisal	12
1995	Bob Poisal	13
1996	Shane Hicks	10
1997	Eric Massey	9
1998	Rich Clover	13
1999	Josh Reynolds	11
2000	Josh Reynolds	12
2001	P. J. McGinnis	14
2002	Jason Herz	14
2003	Danny Powers	10
2004	Steve Sharpe	13
2005	Danny Powers	15
2006	Brandon Morris	9
2007	Seth Gilleland	11
2008	Mark Carey	10
2009	Nick Phillips	8
2010	Brooks Martin	12
2011	Matt Curtis	11
2012	Lee Stoppelman	10
2013	Travis Higgs	6
2014	Kyle Gehrs & Kurtis Schuyler	7
2015	Jake Heissler & Ricky Rivera	6
2016	Ethan Westphal	11
2017	Steven D'Amico	7
2018	Luke Lucas	8
2019	Mason Green	9
2020	Jordan Fowler & Tyler Kuhlmann	4
2021	Mason Green	16
2022	Collin Jones	9
2023	Conner Wolf	11
2024	Conner Wolf	12

Saves

1973	Jim Crane	2
1974	Jim Crane	5



Kris Ralston led the Mules in strikeouts and victories in 1992.

1975	Jim Crane	1
1977	Bob Horn & Gerry Lewis	2
1978	Gerry Lewis	1
1979	Dan Plackemeier	1
1980	Jeff Dean, Tim Mulcahy & Dan Plackemeier	1
1981	Kevin Speckhals	1
1982	Jeff Dean	2
1983	Don Fitzpatrick	3
1984	Bob Heese, Donnie McGowan, & Greg Stiegler	1
1985	Ray Merriott	3
1986	Ernie Haag	6
1987	Manning Williams & Jeff McEnroe	2
1988	Jim Sharpe	6
1989	Larry Hawks & Mike Dryer	4
1990	Larry Hawks	7
1991	Fred Weber & Leslie Gray	2
1992	Fred Weber	6
1993	Eddie Lewis	3
1994	Jason Young	5
1995	Jason Young	4
1996	Casey Castrop	5
1997	Casey Castrop	7
1998	Garett Dunning & Chad Morris	2
1999	John Reynolds & Charlie Zahari	2
2000	Jeff Beshears	8
2001	Jason Starnes	5
2002	Chris Kilgore	7
2003	Eric Horner	8
2004	Nick Webber	8
2005	Nick Webber	11
2006	Chris Radliff	6
2007	Bryan Collins	6
2008	Chris Matlock	11
2009	Chris Matlock	14
2010	Nick Phillips	7
2011	Travis Unthank	4
2012	Travis Unthank	10
2013	Zach Davis	7
2014	Zach Davis	12
2015	Trevor Ezell	7
2016	Grant Gavin	13
2017	Muehlberger/Benes	3
2018	Luke Mercer	9
2019	Jonathan Sprinkle	10
2020	Evan Rathburn	3
2021	Evan Rathburn	10
2022	Brady Gavin	8
2023	JD McReynolds	6
2024	JD McReynolds	6

Innings Pitched

1970	Rusty Newman	55
1971	Tom Tessar	62
1972	Ron Wissel	41
1973	Dwight Stack	43.6
1974	Jim Crane	58
1975	Jim Crane	61.3
1976	John Hocesvar	68.6





1977	Bob Horn	74.6	2016	Grant Gavin	27
1978	Larry Cooper	58.3	2017	Luke Mercer	20
1979	Tim Mulcahy	55.6	2018	Coby Seiz	24
1980	Mel Priess	62.3	2019	Jonathan Sprinkle	24
1981	Tim Mulcahy	87.3	2020	Mason Green & Tyler Kuhlmann	8
1982	Tim Mulcahy	55.6	2021	Chase Plymell	25
1983	Mark Windsor	50.6	2022	Tyler Rardin	24
1984	Stan Struempfh	43.6	2023	JD McReynolds	23
1985	Donnie McGowan	60.0	2024	Grayson Senn	24
1986	Bob Heese	57.6	***2020 season cut to 23 games due to COVID-19***		
1987	Greg Stiegler	50.3			
1988	Jim Sharpe	54.6			
1989	Paul Neal	89.6			
1990	Chris Oldham	68.0			
1991	Paul Neal	86.0			
1992	Kris Ralston	67.0			
1993	Chris Clark	60.6			
1994	Bob Poisal	87.6			
1995	Bob Poisal	115.6			
1996	Shane Hicks	74.0			
1997	Eric Massey	83.0			
1998	Rich Clover	82.6			
1999	Josh Reynolds	87.0			
2000	Josh Reynolds	99.0			
2001	Corey Clinefelter	107.2			
2002	Jason Herz	108.1			
2003	Nick Denning	72.2			
2004	Steve Sharpe	96.2			
2005	Danny Powers	113.0			
2006	Judson Smith	79.3			
2007	Seth Gilleland	94.2			
2008	Mark Carey	99.1			
2009	Brooks Martin	76.2			
2010	Brooks Martin	86.1			
2011	Don Lisi	84.1			
2012	Kurtis Schuyler	81.2			
2013	Travis Higgs	66.2			
2014	Kurtis Schuyler	66.0			
2015	Tyler House	67.2			
2016	Ethan Westphal	100.1			
2017	Steven D'Amico	77.2			
2018	Ben Kelsch	73.2			
2019	Ben Kelsch	108.0			
2020	Mason Green	32.2			
2021	Mason Green	104.2			
2022	Collin Jones	82.0			
2023	Conner Wolf	83.0			
2024	Conner Wolf	97.2			

Appearances


1982	Jeff Cleven & Tim Mulcahy	12
1983	Don Fitzpatrick	17
1984	Stan Struempfh	12
1985	Mark Young	18
1986	Jeff McEnroe	15
1987	Jeff McEnroe	15
1988	Jim Sharpe	28
1989	Mike Dryer	19
1990	Larry Hawks	24
1991	Fred Weber	16
1992	Fred Weber	29
1993	Eddie Lewis	17
1994	Jason Young	19
1995	Bob Poisal	19
1996	Jason Young	15
1997	Shane Hicks	17
1998	Jeremy Luna & Rich Clover	14
1999	Charlie Zahari	15
2000	Justin Starnes	21
2001	Justin Starnes	21
2002	Eric Horner	19
2003	Eric Horner	31
2004	Nick Webber	23
2005	Nick Webber	29
2006	Chris Radliff & Tom Layne	23
2007	Chris Radliff & Bryan Collins	20
2008	Chris Matlock	33
2009	Chris Matlock	31
2010	Alex Kent	26
2011	Travis Unthank	20
2012	Dane Krone & Travis Unthank	22
2013	Andrew Urban	26
2014	Zach Davis	25
2015	Lucas Williams	18






All-Time Award Winners


Rawlings/ABCA Division II Player of the Year



Rick Ladjevich
Third Base
1994




Chris Umphres
First Base
2001



Danny Powers
Pitcher
2005

Rawlings/ABCA Division II Pitcher of the Year



Danny Powers
2005




Chris Matlock
2009

Rawlings/ABCA Division II Position Player of the Year




Shawn Callahan
Shortstop
2005

NCAA Division II Defensive Player of the Year




Chris Curry
Second Base
2000



Chris Umphres
First Base
2001

NCBWA Division II Pitcher of the Year




Danny Powers
2005

ABCA First Team All-Americans




Steve Eckinger
Third Base
1971




Bob Tuttle
Second Base
1974




Sittichoke Huckontod
Second Base
1989, 1990




Rick Ladjevich
Third Base
1994



Eric Stuckenschneider
Outfield
1994




Bob Poisal
Pitcher
1995




David Goodwin
First Base
1998



Ben Slemmer
Shortstop
1998




Rich Clover
Pitcher
1998




Matt Norfleet
First Base
1999




Josh Reynolds
Pitcher
2000




Chris Curry
Second Base
2000




Chris Umphres
First Base
2001




Corey Clinefelter
Pitcher
2001



Jason Herz
Pitcher
2002




Steve Sharpe
Pitcher
2004



Francisco Leandro
Outfield
2004




Shawn Callahan
Shortstop
2005



Danny Powers
Pitcher
2005



Bridger Hunt
Third Base
2006



Chris Matlock
Pitcher
2009



Chance Tuttle
Outfield
2010



Brooks Martin
Pitcher
2010



Erik Webb
Outfielder
2019



Mason Green
Pitcher
2021



Dusty Stroup
Third Base
2021



Brennen van
Breusegen
Outfielder
2024





ABCA Second Team All-Americans

Steve Luebbert	Third Base	1975	Seth Collins	Outfield	2001	Chris Matlock	Relief Pitcher	2008
Gary Stanton	First Base	1975	P. J. McGinnis	Pitcher	2001	Mark Carey	Pitcher	2008
Larry Hawks	First Base	1990	Craig Ringe	Shortstop	2002	Nick DeBiasse	First Base	2011
Kyle McCune	Shortstop	1991	Zach Norman	Third Base	2003	Lee Stoppelman	Pitcher	2012
Bob Poisal	Pitcher	1994	Joe Strada	Infield	2003	Mason Janvrin	Outfield	2019
Brad Crede	Shortstop	1995	Will Bradley	Outfield	2005	Brennen van Breusegen	Outfield	2022
Josh Reynolds	Pitcher	1999	Nick Webber	Relief Pitcher	2005	JD McReynolds	Relief Pitcher	2023
Seth Collins	Outfield	2000	Josh Paul	First Base	2007	Carter Young	Outfield	2024

ABCA Third Team All-Americans

Mike Reven	Outfield	1988	Ben Slemmer	Second Base	1997	Nick DeBiasse	First Base	2010
Larry Hawks	Catcher	1989	Boomer Berry	Second Base	2002	Bret Schwartz	Shortstop	2011
Mark Dittmer	First Base	1989	Zach Norman	Third Base	2002	Travis Able	Designated Hitter	2018
Todd Schreifels	First Base	1991	Josh Outman	Utility Player	2005	Josh Schumacher	Outfield	2021
Rick Ladjevich	Third Base	1993	Adam Milauskas	Outfield	2006			
Dave Goodwin	First Base	1997	Chance Tuttle	Outfield	2009			

ABCA Honorable Mention All-Americans

Steve Eckinger	Third Base	1970	Jim Crane	Pitcher	1974	Jason Schutt	Pitcher	2005
Mike Haynes	Outfield	1970	Jim Crane	Pitcher	1975	Gered Mochizuki	Second Base	2006
Jim Ehlmann	Outfield	1970	Steve Luebbert	Third Base	1976	Iain Dykins	Third Base	2007
Elmer Otey	Outfield	1971	John Carter	Second Base	1979	Mike Hallam	Designated Hitter	2008
Gary Keisker	Pitcher	1971	Kevin Prenger	First Base	1980	Kevin Gratza	Outfield	2013
Mike Haynes	Outfield	1972	Mel Priess	Pitcher	1980	John Oropeza	First Base	2013
Bob Tuttle	Second Base	1973	Tim Mulcahy	Pitcher	1981	Brad Wilson	Outfield	2014
Gary Stanton	First Base	1974	Dave Thielker	Third Base	1983	Justin Graff-Rowe	Outfield	2017


CoSIDA Academic All-Americans

Mark Winsor, P	Hon. Ment.	1983	Aaron Christensen, 3B	2nd Team	1997	Chase Plymell, P	1st Team	2021
Steve Frerking, 2B	2nd Team	1984	Brayden Whitney, DH	1st Team	1998	Scott Wolverton, C	2nd Team	2021
Mike Bowers, 3B	3rd Team	1984	Corey Clinefelter, P	1st Team	2001	Dusty Stroup, IF	2nd Team	2021
Steve Frerking, 1B	Hon. Ment.	1985	Danny Powers, P	1st Team	2005	Micah Evans, OF	3rd Team	2021
Bill Sanchez, DH	3rd Team	1988	Bret Schwartz, SS	2nd Team	2012	Brennen van Breusegen, OF	1st Team	2022
Sittichoke Huckuntod, 2B	3rd Team	1989	Matt Elliott, OF	1st Team	2017	Brennen van Breusegen, OF	1st Team	2024
Sittichoke Huckuntod, 2B**	1st Team	1990	Collin Nevil, 1B	2nd Team	2017	Carter Young, OF	1st Team	2024
Kris Ralston, P	1st Team	1993	Mason Janvrin, OF	2nd Team	2018	Vance Tobol, DH	2nd Team	2024
Eric Stuckenschneider, OF	3rd Team	1994	Collin Nevil, 1B	1st Team	2018			
Bob Poisal, P	1st Team	1995	Mason Janvrin, OF**	1st Team	2019			


**Academic All-American of the Year



The 2005 Rawlings/ABCA National Player and Pitcher of the Year, Danny Powers set the MIAA record with 15 wins in 2005, and was named Rawlings/ABCA National Player and Pitcher of the Year.



In 2001, Chris Umphres was a first-team All-American, earning both NCAA Division II Player and Defensive Player of the Year honors.



The 2005 Rawlings/ABCA National Position Player of the Year, Shawn Callahan played two seasons at third base and shortstop for the Mules.






First Team All-MIAA Selections

(since 1971)

Bill McDaniel	Second Base	1971
Steve Eckinger	Third Base	1971
Elmer Otey	Center Field	1971
Mike Haynes	Outfield	1972
Tom Tessar	Catcher	1972
Bob Tuttle	Second Base	1973
Greg Stockbauer	Outfield	1973
Gary Stanton	First Base	1974
Bob Tuttle	Second Base	1974
Jim Crane	Pitcher	1974
Steve Luebbert	Designated Hitter	1974
Jim Crane	Pitcher	1975
Gary Stanton	First Base	1975
Steve Luebbert	Third Base	1975
Greg Stockbauer	Designated Hitter	1975
Henry Mason	First Base	1976
John Carter	Shortstop	1977
Henry Mason	First Base	1977
John Carter	Second Base	1979
Kevin Schaefer	Third Base	1979
Mel Priess	Pitcher	1980
Kevin Prenger	First Base	1980
Tim Mulcahy	Pitcher	1981
Kevin Prenger	Outfield	1981
Kevin Prenger	Outfield	1982
Jeff Dean	Pitcher	1982
Dave House	Third Base	1982
Beanie Lemken	Shortstop	1982
Dave Thielker	Third Base	1983
Doug Litten	Outfield	1983
Stan Struempfh	Pitcher	1984
Steve Frerking	Second Base	1984
Mike Bowers	Utility	1984
Chris Schnurbusch	Shortstop	1985
Donnie McGowan	Pitcher	1985
Chris Schnurbusch	Shortstop	1986
Curtis Edde	Outfield	1986
Jeff McEnroe	Pitcher	1986
Chris Schnurbusch	Shortstop	1987
Curtis Edde	Outfield	1987
Jon Jacobs	Catcher	1988
Gary Stone	Pitcher	1988
Jim Sharpe	Relief Pitcher	1988
Sittichoke Huckuntod	Second Base	1988
Mike Reven	Outfield	1988
Bill Sanchez	Designated Hitter	1988
Larry Hawks	Catcher	1989
Mike Dryer	Relief Pitcher	1989
Mark Dittmer	First Base	1989
Sittichoke Huckuntod	Second Base	1989
Troy Culler	Outfield	1989
Sittichoke Huckuntod	Second Base	1990
Larry Hawks	Relief Pitcher	1990
Paul Neal	Pitcher	1990
Todd Schreifels	First Base	1991
Eric Stuckenschneider	Outfield	1991

Kyle McCune	Utility	1991
Rick Ladjevich	Third Base	1993
Kris Ralston	Pitcher	1993
Joe Spinello	Catcher	1993
O.J. Rhone	Outfield	1993
Rick Ladjevich	Third Base	1994
Eric Stuckenschneider	Outfield	1994
Bob Poisal	Pitcher	1995
Brad Crede	Shortstop	1995
Tim Sheeler	First Base	1995
Travis Huenfeld	Outfield	1995
Shane Hicks	Pitcher	1996
Brad Plackemeier	Catcher	1996
Brad Crede	First Base	1996
Daryl Jefferies	Shortstop	1996
Eric Massey	Pitcher	1997
Dave Goodwin	First Base	1997
Ben Slemmer	Second Base	1997
Aaron Christensen	Third Base	1997
Dave Goodwin	First Base	1998
Ben Slemmer	Shortstop	1998
Matt Norfleet	Outfield	1998
Whitney	Designated Hitter	1998
Rich Clover	Pitcher	1998
Matt Norfleet	First Base	1999
Nathan Lipowicz	Outfield	1999
Matthew Stafford	Designated Hitter	1999
Rich Clover	Pitcher	1999
Josh Reynolds	Pitcher	1999
Chris Curry	Second Base	2000
Thad Pealer	Shortstop	2000
Craig Ringe	Third Base	2000
Josh Reynolds	Pitcher	2000
Chris Umphres	First Base	2001
Craig Ringe	Shortstop	2001
Seth Collins	Outfield	2001
Corey Clinefelter	Pitcher	2001
P. J. McGinnis	Pitcher	2001
Jason Herz	Pitcher/DH	2002
P.J. McGinnis	Pitcher	2002
Chris Umphres	First Base	2002
Boomer Berry	Second Base	2002
Craig Ringe	Shortstop	2002
Zach Norman	Third Base	2002
Joe Strada	Outfielder	2002
Phil Sobkow	Pitcher	2003
Eric Horner	Relief Pitcher	2003
Joe Strada	First Base	2003
Zach Norman	Third Base	2003
Tommy Bryant	Designated Hitter	2003
Steve Sharpe	Pitcher	2004
Steve McReynolds	Pitcher	2004
Joe Strada	First Base	2004
Eric Errante	Second Base	2004
Will Bradley	Outfield	2004
Francisco Leandro	Outfield	2004
Joe Gullion	Designated Hitter	2004
Danny Powers	Pitcher	2005
Jason Schutt	Pitcher	2005
Nick Webber	Relief Pitcher	2005
Tim VanMatre	First Base	2005
Brian McBryde	Second Base	2005
Shawn Callahan	Shortstop	2005
Will Bradley	Outfield	2005
Josh Outman	Utility Player	2005
Bridger Hunt	Third Base	2006
Gered Mochizuki	Second Base	2006
Adam Milauskas	Outfield	2006
Bryan Collins	Relief Pitcher	2007
Iain Dykins	Third Base	2007
Seth Gilleland	Pitcher	2007
Gered Mochizuki	Second Base	2007
Josh Paul	First Base	2007
Mark Carey	Pitcher	2008
Chris Matlock	Relief Pitcher	2008
Brian McBryde	Shortstop	2008
Blaine Rutledge	Outfield	2008
Chris Matlock	Relief Pitcher	2009
Mitch Stubenhofer	Pitcher	2009
Chance Tuttle	Outfield	2009
Nick DeBiasse	First Base	2010
Brooks Martin	Starting Pitcher	2010
Nick Phillips	Relief Pitcher	2010
Frank Specht	Third Base	2010
Chance Tuttle	Outfield	2010



A two-time first-team All-MIAA selection, Craig Ringe was a second-team All-America pick in 2002. He later was drafted by the Texas Rangers.

Tyler Anthony	Second Base	2011
Nick DeBiasse	First Base	2011
Don Lisi	Starting Pitcher	2011
Tyler Ruch	Outfield	2011
Bret Schwartz	Shortstop	2011
Bret Schwartz	Shortstop	2012
Lee Stoppelman	Starting Pitcher	2012
Gabe Thibodeau	Outfield	2012
Chase Graskewicz	Catcher	2013
Kevin Gratz	Outfield	2013
Andrew Urban	Relief Pitcher	2013
Kyle Gehrs	Starting Pitcher	2014
Brad Wilson	Outfield	2014
Trevor Jones	Outfield	2015
Grant Gavin	Relief Pitcher	2016
Ethan Westphal	Starting Pitcher	2016
Zach Girrens	Starting Pitcher	2017
Justin Graff-Rowe	Outfield	2017
Collin Nevil	First Base	2017
Travis Stroup	Utility	2017
Collin Nevil	First Base	2018
Mason Janvrin	Outfield	2019
Jonathan Sprinkle	Relief Pitcher	2019
Erik Webb	Outfield	2019
Mason Green	Starting Pitcher	2021
Alex Madera	Shortstop	2021
Evan Rathburn	Relief Pitcher	2021
Josh Schumacher	Outfield	2021
Dusty Stroup	Third Base	2021
Cole Taylor	First Base	2021
Erik Webb	Outfield	2021
Brennen van Breusegen	Outfield	2022
Garrett Pennington	Designated Hitter	2022
Collin Jones	Starting Pitcher	2022
Conner Wolf	Starting Pitcher	2023
JD McReynolds	Relief Pitcher	2023
Jack Schar	Third Base	2023
Carter Young	Outfield	2023
Vance Tobol	Designated Hitter	2023
Conner Wolf	Starting Pitcher	2024
Chase Heath	Catcher	2024
Josh Patrick	First Base	2024
Max Holy	Shortstop	2024
Brennen Van Breusegen	Outfield	2024
Carter Young	Outfield	2024
Vance Tobol	Designated Hitter	2024



A lanky flame-thrower, Nick Webber recorded 11 saves in 2005 (a then league record-tying 19 for his career) to capture All-America accolades.





MIAA Freshman of the Year

Steve Luebbert	1973	Curt Hassler (co-winner)	1992	Brandon Morris	2006
Mark Winsor	1981	Josh Reynolds	1998	Bret Schwartz	2009
Jeff McEnroe	1986	Steve Murphy	2003	Jack Scott	2024
Sittichoke Huckuntod	1988	Mike Phelps	2004		
Joey Baysinger	1989	Brian McBryde	2005		

MIAA Most Valuable Player

Jim Crane	1974	Rick Ladjevich	1994	Josh Reynolds	2000
Mel Priess	1980	Bob Poisal	1995	Craig Ringe & Jason Herz	2002
Sittichoke Huckuntod	1990	Dave Goodwin/Ben Slemmer	1998		
Rick Ladjevich	1993	Matt Norfleet/Rich Clover	1999		

MIAA Player of the Year

Rick Ladjevich (1B)	1993	Bridger Hunt (3B)	2006	Bret Schwartz (SS)	2012
Zach Norman (3B)	2003	Josh Paul (1B)	2007	Erik Webb (OF)	2019
Francisco Leandro (OF)	2004	Chance Tuttle (OF)	2010	Dusty Stroup (3B)	2021
Shawn Callahan (SS)	2005	Nick DeBiasse (1B)	2011	Brennen van Breusegen (OF)	2022, 2024

MIAA Pitcher of the Year

Larry Hawks	1990	Danny Powers	2005	Don Lisi	2011
Corey Clinefelter	2001	Mark Carey	2008	Lee Stoppelman	2012
Steve Sharpe	2004	Chris Matlock	2009	Conner Wolf	2024

MIAA Defensive Player of the Year

Jon Jacobs (C)	1988	Mike Rogers (C)	1990	Aaron Marquart (2B)	1992, 1993
----------------	------	-----------------	------	---------------------	------------

NCAA Region Player of the Year

Sittichoke Huckuntod	1990	Craig Ringe	2002	Chance Tuttle	2010
Rick Ladjevich	1994	Francisco Leandro	2004	Erik Webb	2019
Dave Goodwin	1998	Shawn Callahan	2005	Dusty Stroup	2021
Matt Norfleet	1999	Bridger Hunt	2006	Brennen van Breusegen	2022
Chris Umphres	2001	Josh Paul	2007		

NCAA Region Pitcher of the Year

Bob Poisal	1994	Corey Clinefelter	2001	Chris Matlock	2009
Bob Poisal	1995	Jason Herz	2002	Conner Wolf	2024
Rich Clover	1998	Danny Powers	2005		
Josh Reynolds	1999	Mark Carey	2008		

MIAA Coach of the Year

Bob Tompkins	1971, 1974
Gene Weber	1981
Stu Rogers	1986, 1988, 1989, 1990
Brad Hill	1996, 1998, 1999, 2000, 2001, 2002, 2003
Darin Hendrickson	2004, 2005, 2007
Tom Myers	2010, 2011, 2012
Kyle Crookes	2016, 2022, 2023, 2024

NCAA Region Coach of the Year

Stu Rogers	1989, 1990
Dave Van Horn	1994
Brad Hill	1995, 1997, 1998, 2000, 2001, 2002, 2003
Darin Hendrickson	2004, 2005
Tom Myers	2008, 2010
Kyle Crookes	2016, 2019, 2021, 2022, 2023

NCAA-II Coach of the Year

Dave Van Horn	1994
Brad Hill	2003
Kyle Crookes	2022

Mules Baseball Selections to UCM Athletic Hall of Fame

1974 Team – Inducted 1995
 Steve Eckinger – Inducted 1997
 Jim Crane – Inducted 1998
 1990 Team – Inducted 1998
 Sittichoke Huckuntod – Inducted 2000
 Rick Ladjevich – Inducted 2001
 Dave Van Horn (coach) – Inducted 2001
 1994 Team – Inducted 2001
 Eric Stuckenschneider – Inducted 2002
 1995 Team – Inducted 2002
 Bob Tompkins – Inducted 2003
 Chris Mihlfeld – Inducted 2003
 1989 Team – Inducted 2004
 Rusty Newman – Inducted 2004
 Stu Rogers (coach) – Inducted 2004
 Bob Poisal -- Inducted 2005
 Ben Slemmer -- Inducted 2006

2000 Team -- Inducted 2006
 Josh Reynolds -- Inducted 2007
 2001 Team -- Inducted 2007
 P.J. McGinnis -- Inducted 2008
 Craig Ringe -- Inducted 2008
 2002 Team --- Inducted 2008
 Zach Norman -- Inducted 2009
 Brad Hill -- Inducted 2009
 2003 Team -- Inducted 2009
 Rich Clover -- Inducted 2010
 2004 Team -- Inducted 2010
 Danny Powers -- Inducted 2011
 Nick Webber -- Inducted 2011
 2005 Team -- Inducted 2011
 Shawn Callahan -- Inducted 2012
 David Goodwin -- Inducted 2013
 Darin Hendrickson -- Inducted 2013

Matt Norfleet - Inducted 2014
 Joe Strada - Inducted 2014
 Corey Clinefelter - Inducted 2015
 Brian McBryde - Inducted 2016
 Chris Matlock - Inducted 2017
 2008 Team - Inducted 2017
 Nick DeBiasse - Inducted 2018
 Tom Myers (coach) - Inducted 2019
 Chance Tuttle - Inducted 2019
 Bob Tuttle - Inducted 2020
 Bret Schwartz - Inducted 2020
 Larry Hawks - Inducted 2021
 Chris Curry - Inducted 2022
 Jason Herz - Inducted 2023





Mules in the National Statistics

Individual Statistics

(Only listed if ranked in top 50)

Batting Average

Jim Ehlmann	.462 (11th)	1970
Gary Stanton	.435 (12th)	1975
Mike Reven	.466 (9th)	1988
Larry Hawks	.432 (16th)	1989
Sittichoke Huckuntod	.475 (5th)	1990
Kyle McCune	.415 (28th)	1991
Rick Ladjevich	.419 (21st)	1993
Rick Ladjevich	.460 (7th)	1994
Eric Stuckenschneider	.435 (25th)	1994
Brayden Whitney	.472 (12th)	1998
Dave Goodwin	.458 (18th)	1998
Matt Norfleet	.435 (T-17th)	1999
Seth Collins	.437 (23rd)	2000
Chris Curry	.445 (15th)	2000
Chris Umphres	.448 (13th)	2001
Joe Strada	.415 (38th)	2003
Zach Norman	.411 (50th)	2003
Shawn Callahan	.426 (26th)	2005
Bridger Hunt	.415 (43rd)	2006
Nick DeBiasse	.457 (3rd)	2011
Justin Graff-Rowe	.412 (22nd)	2017
Mason Janvrin	.418 (15th)	2019
Erik Webb	.410 (21st)	2019
Dusty Stroup	.453 (20th)	2020
Brennen van Breusegen	.428 (17th)	2022

Hits (average per game)

Brennen van Breusegen	1.80 (2nd)	2022
Carter Young	1.52 (46th)	2024

Home Runs (average per game)

Steve Eckinger	0.31 (3rd)	1970
Jim Ehlmann	0.31 (3rd)	1970
Todd Schreifels	0.35 (5th)	1991
Ben Slemmer	0.43 (T-8th)	1998
Dave Goodwin	0.38 (T-22nd)	1998
Rich Clover	0.32 (T-20th)	1999
Zach Norman	0.27 (4th)	2003
Shawn Callahan	0.27 (31st)	2005
Adam Milauskas	0.29 (24th)	2006
Josh Paul	0.31 (19th)	2007
Nick Jaros	0.24 (40th)	2007
Bennett Oliver	0.41 (5th)	2016
Collin Nevil	0.30 (40th)	2018
Erik Webb	0.34 (17th)	2019
Dusty Stroup	0.45 (7th)	2020
Cole Taylor	0.35 (32nd)	2020
Erik Webb	0.35 (32nd)	2020
Harrison Schnurbusch	0.33 (34th)	2020
Dusty Stroup	0.38 (30th)	2021
Erik Webb	0.35 (42nd)	2021
John Prudhom	0.31 (40th)	2023
Brennen van Breusegen	0.34 (29th)	2024

Triples (average per game)

Fred Brooker	0.28 (1st)	1975
Don Roberts	0.23 (5th)	1980
S. Huckuntod	0.16 (6th)	1990
Nathan Lipowicz	0.15 (T-13th)	1999
Clabe Gaines	0.15 (T-10th)	2001
Joe Strada	0.12 (32nd)	2003
Will Bradley	0.22 (2nd)	2004
Joe Strada	0.10 (T-48th)	2004
Brian McBryde	0.11 (33rd)	2005
Bridger Hunt	0.18 (4th)	2006
Blaine Rutledge	0.15 (11th)	2007
Trevor Jones	0.12 (30th)	2015
Matt Elliott	0.15 (19th)	2016
Erik Webb	0.11 (35th)	2017
Cole Taylor	0.22 (16th)	2020
Josh Schumacher	0.19 (24th)	2020
Alex Madera*	0.19 (6th)	2021

Doubles (average per game)

Jim Summers	0.44 (3rd)	1977
Dave Thielker	0.43 (6th)	1983
Joe Spinello	0.45 (9th)	1993
Rick Ladjevich	0.43 (11th)	1993
O.J. Rhone	0.38 (24th)	1993
Morgan Burkhardt	0.43 (18th)	1994
Matt Norfleet	0.43 (19th)	1998
Eric Errante	0.38 (T-50th)	2004
John Oropeza	0.41 (26th)	2013
Erik Webb	0.43 (11th)	2019
Dusty Stroup	0.55 (15th)	2020
Garrett Pennington	0.47 (8th)	2022
Carter Young	0.39 (35th)	2024

Slugging Percentage

Jim Ehlmann	.846 (1st)	1970
Mike Haynes	.732 (3rd)	1970
Dave Goodwin	.883 (6th)	1998
Matt Norfleet	.806 (15th)	1999
Rich Clover	.803 (17th)	1999
Zach Norman	.768 (20th)	2003
Joe Strada	.741 (33rd)	2003
Shawn Callahan	.764 (21st)	2005
Bridger Hunt	.721 (33rd)	2006

Adam Milauskas	.695 (42nd)	2006
Josh Paul	.741 (20th)	2007
Iain Dykins	.686 (44th)	2007
Nick DeBiasse	.758 (35th)	2010
Nick DeBiasse	.702 (22nd)	2011
Bennett Oliver	.751 (20th)	2016
Erik Webb	.816	2019
Dusty Stroup	.965 (6th)	2020
Cole Taylor	.893 (9th)	2020
Harrison Schnurbusch	.784 (30th)	2020
Dusty Stroup	.780 (32nd)	2021
Brennen van Breusegen	.758 (26th)	2022
John Prudhom	.750 (31st)	2022
Garrett Pennington	.732 (45th)	2022

Stolen Bases (average per game)

Curtis Eddle	0.98 (5th)	1986
Troy Culler	0.94 (4th)	1989
Sittichoke Huckuntod	0.75 (6th)	1989
Sittichoke Huckuntod*	0.89 (6th)	1990
Joey Baysinger	0.73 (28th)	1991
Aaron Marquart	0.91 (2nd)	1992
Jason Howser	1.15 (3rd)	1993
Eric Stuckenschneider	0.71 (19th)	1993
Jason Howser	0.77 (11th)	1994
Daryl Jefferies	0.82 (9th)	1996
Ben Slemmer	0.63 (21st)	1997
Steve Downey	0.52 (34th)	2004
Francisco Leandro	0.49 (38th)	2004
Chance Tuttle	0.60 (18th)	2009
Mason Janvrin	0.58 (26th)	2018
Mason Janvrin	0.58 (26th)	2019
Brennan van Breusegen	0.61 (48th)	2020

Runs Batted In (average per game)

Fred Brooker	1.36 (5th)	1975
Steve Luebbert	1.32 (7th)	1975
Larry Hawks	1.24 (13th)	1989
Todd Schreifels	1.29 (9th)	1991
Rick Ladjevich	1.32 (7th)	1993
Rick Ladjevich*	1.62 (3rd)	1994
Curt Hassler	1.23 (24th)	1994
Ben Slemmer	1.81 (1st)	1998
Dave Goodwin	1.57 (9th)	1998
Matt Norfleet	1.49 (10th)	1999
Chris Umphres	1.44 (8th)	2001
Zach Norman	1.55 (5th)	2003
Joe Strada	1.45 (8th)	2003
Steve Downey	1.31 (20th)	2004
Shawn Callahan	1.30 (12th)	2005
Bridger Hunt	1.23 (27th)	2006
Josh Paul	1.16 (35th)	2007
Nick DeBiasse	1.28 (32th)	2010
Tyler Ruch	1.24 (45th)	2010
Kyle Grieshaber	1.14 (17th)	2013
Brad Wilson	1.08 (32nd)	2013
John Oropeza	1.06 (38th)	2013
Erik Webb	1.25 (18th)	2019
Cole Taylor	1.39 (37th)	2020
Harrison Schnurbusch	1.33 (50th)	2020
Brennen van Breusegen	1.39 (17th)	2022
John Prudhom	1.25 (47th)	2022
Max Holy	1.25 (40th)	2024

Runs Scored (average per game)

Eric Stuckenschneider	1.23 (11th)	1993
Rick Ladjevich	1.18 (17th)	1993
Eric Stuckenschneider*	1.66 (1st)	1994
Jason Howser	1.42 (4th)	1994
Dave Goodwin	1.62 (5th)	1998
Ben Slemmer	1.47 (T-9th)	1998
Nathan Lipowicz	1.43 (T-14th)	1998
Nathan Lipowicz	1.40 (T-11th)	1999
Craig Ringe*	1.41 (T-4th)	2001
Craig Ringe	1.44 (7th)	2002
Boomer Berry	1.35 (7th)	2003
Zach Norman	1.32 (11th)	2003
Danny Guidry	1.24 (22nd)	2003
Joe Strada	1.14 (47th)	2003
Eric Errante	1.58 (3rd)	2004
Francisco Leandro	1.20 (33rd)	2004
Joe Strada	1.19 (35th)	2004
Will Bradley	1.29 (8th)	2005
Shawn Callahan	1.23 (18th)	2005
Chance Tuttle	1.40 (9th)	2009
Chance Tuttle	1.39 (20th)	2010
Nick DeBiasse	1.36 (25th)	2010
Tyler Ruch	1.14 (26th)	2011
Nick DeBiasse	1.07 (43rd)	2011
Samuel Domingue	1.16 (16th)	2013
Trevor Jones	1.09 (40th)	2013
Trevor Jones	1.19 (13th)	2014
Mason Janvrin	1.21 (24th)	2019
Erik Webb	1.39 (18th)	2020
Dusty Stroup	1.32 (37th)	2020
Brennen van Breusegen	1.28 (34th)	2022
John Prudhom	1.27 (38th)	2022
Michael Chrisman	1.25 (46th)	2022
Carter Young	1.44 (5th)	2024

Walks (average per game)

Craig Ringe	1.00 (2nd)	2002
Boomer Berry	0.81 (12th)	2003

Joe Strada	0.66 (46th)	2003
Joe Gullion	0.73 (T-24th)	2004
Francisco Leandro	0.72 (26th)	2004
Joe Strada	0.67 (T-45th)	2004
Shawn Callahan	0.83 (8th)	2005
Will Bradley	0.76 (20th)	2005
Josh Eftink	0.61 (70th)	2005
Dusty Mochizuki	0.8	2007
Chance Tuttle	0.75 (28th)	2010
Nick DeBiasse	0.69 (45th)	2010
Tyler Anthony	0.71 (47th)	2011
Tyler Ruch	0.71 (47th)	2011
Ben Cox	0.51 (32nd)	2012
Gabe Thibodeau	0.75 (45th)	2012
Carter Young	0.85 (28th)	2024

Strikeouts (per nine innings)

Rusty Newman	14.4 (2nd)	1967
Jim Crane	11.9 (2nd)	1974
Sonnie McGowan	10.2 (8th)	1985
Jim Sharpe	11.4 (3rd)	1988
Phil Sobkow	10.7 (12th)	2003
Danny Powers	10.7 (17th)	2004
Steve Sharpe	9.6 (46th)	2004
Josh Outman	11.1 (6th)	2005
Danny Powers	10.3 (16th)	2005
Jason Schutt	10.3 (17th)	2005
Owen Williams	10.8 (12th)	2006
Jared Potts	10.3 (16th)	2007
Jared Potts	10.6 (13th)	2008
Chris Matlock	10.5 (15th)	2008
Danny Potje	9.08 (49th)	2008
Brooks Martin	10.21 (24th)	2009
Brooks Martin	11.16 (14th)	2010
Lee Stoppelman	10.05 (28th)	2012
Kyle Gehrs	10.09 (34th)	2014
Mason Green	11.40 (50th)	2019
Jonathan Sprinkle	16.59 (4th)	2020

Saves

Fred Weber	6 (10th)	1992
Chris Kilgore	7 (T-20th)	2002
Eric Horner	8 (12th)	2003
Nick Webber	8 (T-12th)	2004
Nick Webber	11 (10th)	2005
Bryan Collins	6 (35th)	2007
Chris Matlock	11 (8th)	2008
Chris Matlock	14 (3rd)	2009
Nick Phillips	7 (33rd)	2010
Travis Unthank	10 (22nd)	2012
Zach Davis	7 (41st)	2013
Zach Davis	12 (12th)	2014
Trevor Ezell	7 (43rd)	2015
Grant Gavin	13 (6th)	2016
Luke Mercer	9 (19th)	2018
Jonathan Sprinkle	10 (14th)	2019
Evan Rathburn	3 (26th)	2020
Evan Rathburn	10 (3rd)	2021
Brady Gavin	8 (19th)	2022
JD McReynolds	6 (37th)	2023

Victories

Mel Priess	9 (8th)	1980
Bob Poisal	12 (7th)	1994
Bob Poisal	13 (T-3rd)	1995
Rich Clover	13 (2nd)	1998
Josh Reynolds	11 (T-10th)	1999
Josh Reynolds	12 (T-4th)	2000
P. J. Mcginnis	14 (T-1st)	2001
Corey Clinefelter	13 (6th)	2001
Jason Herz	14 (T-1st)	2002
Danny Powers	10 (T-11th)	2003
Nick Denning	9 (T-21st)	2003
Steve Sharpe	13 (2nd)	2004
Danny Powers *	15 (1st)	2005
Jason Schutt	12 (4th)	2005
Josh Outman	10 (17th)	2005
Brandon Morris	9 (30th)	2006
Seth Gilleland	11 (8th)	2007
Jared Potts	9 (32nd)	2007
Mark Carey	10 (14th)	2008
Brooks Martin	12 (4th)	2010
Alex Kent	8 (48th)	2010
Ryan Allen	8 (48th)	2010
Matt Curtis	11 (8th)	2011
Don Lisi	9 (30th)	2011
Lee Stoppelman	10 (12th)	2012
Kurtis Schuyler	9 (29th)	2012
Ethan Westphal	11 (6th)	2016
Mason Green	9 (28th)	2019
Tyler Kuhlmann	4 (14th)	2020
Jordan Fowler	4 (14th)	2020
Mason Green	16 (1st)	2021
Collin Jones	9 (9th)	2021
Conor Dryer	7 (47th)	2021
Collin Jones	9 (28th)	2022
Conner Wolf	11 (8th)	2023
Conner Wolf	12 (3rd)	2024
JD McReynolds	8 (49th)	2024

Earned Run Average

Bob Horn	1.23 (8th)	1976
Kris Ralston	1.35 (2nd)	1993





Bob Poisal	2.36 (32nd)	1994
Rich Clover	2.17 (24th)	1999
Josh Reynolds	2.38 (35th)	1999
Jason Herz	2.74 (41st)	2002
Danny Powers	1.91 (14th)	2005
Kris Webber	2.35 (38th)	2007
Chris Matlock	2.13 (21st)	2008
Brooks Martin	2.09 (21st)	2010
Lee Stoppelman	1.47 (10th)	2012
Mason Green	2.32 (34th)	2021

* Ringe's 89 runs scored tied for the Most in D-II in 2001
 * Huckuntod's 49 stolen bases were Most in D-II in 1990.
 * Ladjevich's 97 RBI were the Most in D-II in 1994.
 * Stuckenschneider's 103 runs scored were Most in D-II in 1994 and set a D-II single season record.
 * Madera's 10 triples in 2021 were Most in D-II in 2001
 NOTE: 2020 season cut short due to COVID-19

Team Statistics

(Only listed if ranked in top 50)

Team Batting Average

.314 (7th)	1970
.352 (1st)	1975
.352 (6th)	1988
.342 (7th)	1989
.366 (2nd)	1994
.329 (23rd)	1995
.390 (1st)	1998
.349 (T-11th)	1999
.349 (10th)	2000
.349 (12th)	2001
.338 (18th)	2002
.368 (4th)	2003
.354 (6th)	2004
.353 (6th)	2005
.346 (11th)	2006
.341 (18th)	2007
.345 (29th)	2010
.320 (31st)	2011
.325 (15th)	2012
.327 (22nd)	2013
.322 (16th)	2014
.313 (41st)	2017
.322 (15th)	2018
.334 (5th)	2019
.350 (4th)	2020
.341 (7th)	2021
.357 (3rd)	2022
.320 (27th)	2023
.353 (2nd)	2024

Team Fielding

.963 (2nd)	1973
.957 (13th)	1987
.959 (7th)	1988
.964 (5th)	1989
.970 (2nd)	1990
.964 (4th)	1992
.955 (25th)	1993
.958 (14th)	1994
.961 (9th)	1995
.961 (11th)	1996
.958 (17th)	1997
.969 (2nd)	1998
.958 (T-26th)	1999
.969 (2nd)	2000
.963 (14th)	2001
.970 (2nd)	2002
.968 (6th)	2003
.962 (26th)	2004
.966 (17th)	2005
.971 (3rd)	2006
.966 (17th)	2007
.965 (24th)	2008
.967 (14th)	2009
.974 (3rd)	2010
.975 (3rd)	2011
.971 (11th)	2012
.973 (7th)	2013
.971 (16th)	2016
.966 (48th)	2017
.973 (27th)	2020
.979 (2nd)	2021
.972 (30th)	2023
.982 (1st)	2024

Stolen Bases (average per game)

3.45 (3rd)	1992
3.40 (1st)	1993
2.24 (27th)	1994
2.29 (16th)	1996
2.37 (13th)	1997
2.06 (24th)	1998
1.92 (25th)	1999
2.49 (3rd)	2001
2.06 (17th)	2002
2.52 (7th)	2004
1.59 (44th)	2007
1.67 (43rd)	2008

2.41 (8th)	2009
1.63 (50th)	2011
1.81 (41st)	2012
1.84 (42nd)	2013
1.63 (40th)	2015
1.71 (32nd)	2016
2.14 (9th)	2017
1.75 (35th)	2018
1.73 (45th)	2019
2.43 (21st)	2020
2.74 (11th)	2023
3.18 (9th)	2024

Team Earned Run Average

3.25 (10th)	1981
3.57 (13th)	1993
4.12 (33rd)	1999
3.59 (10th)	2001
3.84 (21st)	2002
3.16 (7th)	2003
2.78 (2nd)	2004
2.86 (3rd)	2005
3.08 (10th)	2007
3.68 (14th)	2008
4.13 (30th)	2009
3.99 (22nd)	2010
3.54 (36th)	2011
2.92 (7th)	2012
3.74 (25th)	2016
4.07 (44th)	2017
4.20 (37th)	2018
3.88 (21st)	2019
3.39 (26th)	2020
3.68 (8th)	2021
4.33 (23rd)	2023

Team Scoring

7.81 (15th)	1988
7.91 (13th)	1989
7.86 (15th)	1991
9.92 (2nd) *	1994
8.44 (13th)	1995
8.21 (13th)	1996
9.1 (11th)	1997
11.91 (1st)	1998
9.38 (T-6th)	1999
8.98 (9th)	2001
8.9 (5th)	2002
9.5 (5th)	2003
10.1 (5th)	2004
9.1 (7th)	2005
8.8 (10th)	2006
7.8 (35th)	2007
9.3 (12th)	2010
7.8 (31st)	2011
7.2 (26th)	2012
8.3 (8th)	2013
7.0 (29th)	2014
7.6 (25th)	2017
7.8 (29th)	2018
8.2 (10th)	2019
9.3 (8th)	2020
8.9 (16th)	2021
8.2 (31st)	2023
10.7 (2nd)	2024

Doubles (average per game)

2.20 (9th)	1993
2.16 (12th)	1994
2.40 (12th)	1997
2.68 (6th)	1998
2.47 (10th)	1999
2.16 (29th)	2002
2.57 (4th)	2003
2.29 (14th)	2004
1.94 (49th)	2005
2.55 (4th)	2006
2.14 (32nd)	2007
2.30 (19th)	2008
2.19 (41st)	2010
2.37 (8th)	2013
2.12 (24th)	2017
2.13 (18th)	2018
2.32 (9th)	2019
2.26 (32nd)	2020
2.26 (24th)	2021
2.44 (11th)	2022
2.23 (24th)	2024

Triples (average per game)

0.43 (13th)	1993
0.44 (19th)	1997
0.49 (13th)	1998
0.51 (8th)	1999
0.44 (12th)	2002
0.49 (10th)	2004
0.50 (9th)	2005
0.58 (2nd)	2006
0.44 (22nd)	2007
0.32 (38th)	2009
0.41 (18th)	2010
0.33 (47th)	2015
0.43 (17th)	2016

0.50 (3rd)	2017
0.32 (39th)	2018
0.70 (3rd)	2020
0.48 (12th)	2021
0.47 (10th)	2022
0.38 (15th)	2023

Home Runs (average per game)

1.15 (10th)	1994
2.17 (2nd)	1998
1.34 (8th)	1999
1.21 (T-8th)	2003
1.42 (4th)	2004
1.42 (3rd)	2005
1.13 (10th)	2006
1.19 (13th)	2007
0.86 (49th)	2008
1.24 (27th)	2010
0.71 (32nd)	2011
0.78 (22nd)	2013
1.24 (23rd)	2016
1.06 (34th)	2017
1.02 (42nd)	2019
1.83 (3rd)	2020
1.59 (20th)	2021
1.55 (18th)	2022
1.29 (33rd)	2023
0.61 (2nd)	2024

Slugging Percentage

.552 (7th)	1994
.529 (22nd)	1997
.685 (1st)	1998
.580 (T-4th)	1999
.526 (18th)	2002
.564 (5th)	2003
.581 (3rd)	2004
.586 (1st)	2005
.561 (5th)	2006
.539 (10th)	2007
.556 (9th)	2010
.463 (27th)	2011
.485 (13th)	2013
.425 (44th)	2014
.491 (34th)	2016
.501 (21st)	2017
.490 (34th)	2018
.505 (15th)	2019
.627 (1st)	2020
.579 (8th)	2021
.591 (4th)	2022
.516 (25th)	2023
.632 (1st)	2024

Double Plays

0.94 (9th)	1993
0.97 (18th)	1994
0.96 (20th)	1997
1.02 (13th)	2002
0.98 (13th)	2003
1.0 (7th)	2011
1.04 (3rd)	2012
0.94 (15th)	2017
0.88 (21st)	2018
1.00 (3rd)	2019
0.84 (15th)	2023
0.84 (24th)	2024

W-L Percentage

.700 (18th)	1993
.823 (3rd)	1994
.831 (2nd)	1995
.769 (9th)	1996
.750 (10th)	1997
.830 (2nd)	1998
.811 (2nd)	1999
.794 (5th)	2000
.841 (1st)	2001
.871 (1st)	2002
.879 (1st)	2003
.877 (1st)	2004
.864 (1st)	2005
.733 (15th)	2006
.797 (8th)	2007
.734 (14th)	2008
.746 (6th)	2009
.825 (2nd)	2010
.831 (3rd)	2011
.842 (1st)	2012
.735 (13th)	2013
.686 (28th)	2014
.741 (11th)	2016
.640 (46th)	2017
.696 (23rd)	2018
.742 (10th)	2019
.870 (4th)	2020
.852 (2nd)	2021
.836 (2nd)	2022
.741 (13th)	2023
.839 (2nd)	2024





All-Time Roster

~ A ~

Able, Travis	2016-18
Abramovich, Max	2019-22
Alexander, Jake	2013-16
Allen, Ryan	2010
Allison, Steve	1973
Anderson, Kelly	1979
Anstine, Zak	2014
Anthony, Tyler	2008-11
Armstrong, Cole	2005-06
Arni, Noah	2017
Atchley, James	1978
Austene, Ben	1997-98

~ B ~

Babbitt, Harrison	2020-24
Badwan, Jericho	2024
Bacon, John	1995
Bainbridge, Michael	2017-18
Baird, Russ	1966-69
Baker, Aaron	2010-12
Baker, David	2006
Baldwin, Kirk	1988-89
Banker, Tyler	2002
Barbarick, Brett	2002
Barben, Chad	2006
Barber, Albertus	2017
Bass, Stave	1984
Baysinger, Joey	1989-91
Baysinger, Steve	1973-75
Beauchamp, Derek	2021
Beauchamp, Jacob	2020-21, 23-24
Beckman, Mark	1992-93
Bell, Jason	2012, 14
Benes, JJ	2016-17
Berg, Cody	2005-06
Bergin, Rob	2001-03
Bergman, Balin	2007-08
Berry, Boomer	2000-03
Berry, Ron	1969-72
Beshears, Jeff	2000
Bien, Doug	1978
Bieri, Steve	1984-85
Bishop, Ellis	1996
Blachowicz, Ayden	2024
Black, Carl	1963-66
Blair, Chuck	1979
Bolton, Dustin	2005
Borchardt, Jason	2010
Bortka, Josh	2022
Boswell, John	1992-93
Bowers, Chris	1991
Bowers, Mike	1983-86
Bradbury, Scott	2009-10
Bradley, Will	2004-05
Brandes, Trevor	1998-99
Brancato, Victor	2014-15
Brandt, Mike	1990-92
Brett, Aaron	2008-11
Brogan, Devon	2013-14
Brooker, Fred	1972-75
Brooks, Darrell	1983
Brown, Chris	2007-08
Brown, Mike	1980
Brown, Mike	1997
Brown, Wes	1985-87
Brownsberger, C.L.	1972-74
Broyles, Tommy	1991-92
Brugman, Jayson	2008
Bryant, Tommy	2002-04
Burkhart, Morgan	1994
Burns, Kade	2018
Burns, Larry	1984-85
Burns, Taylor	2017
Buscher, Jeff	1987-90
Bustamante, Sylvester	1977
Butterfield, Rick	1976

~ C ~

Calder, Alex	1985
Calfas, Kyle	1995
Calhoun, John	2009
Callahan, Shawn	2004-05
Carey, Mark	2005, 2007-09
Carrington, Mike	1984
Carter, John	1977-79
Case, Mark	1982-84
Castrop, Casey	1994-97
Cavanaugh, John	1984
Ceasar, Jeremiah	2023
Chambers, Matt	1995
Chase, Brian	1998-01
Chasteen, Craig	1994
Chrisman, Michael	2022
Christiansen, Aaron	1996-97
Chirstman, Cole	2020
Church, Austin	2010-11
Clark, Chris	1991-93
Clark, Eric	1996-97
Clark, Wyatt	2022-23
Clayton, Justin	2004
Cleven, Jeff	1981-82
Cline, Adam	1997-01
Clinefelter, Corey	1997-01
Clover, Rich	1995-99
Cobbins, Willard	1981
Codemo, Nico	2015
Cole, Eric	2008-11
Collins, Bryan	2007
Collins, Seth	1998-01
Connor, Patrick	2019-21
Coons, Jordan	2012
Cooper, Larry	1975, 77-78
Cornell, Derek	2013-16
Cotter, Jon	2012-13
Coulombe, Dany	2013
Cox, Ben	2010-13
Cox, Rob	1977-78
Crandall, Kyle	2008
Crane, Jim	1973-76
Crede, Brad	1993-96
Crisafulli, Justin	1997
Cross, Tucker	2013-14
Culler, Troy	1988-89
Culp, Ron	1968-71
Curley, Jeff	1993-94
Curry, Chris	1997-00
Curtis, Matt	2008-11

~ D ~

D'Armas, Carlos	2015-16
D'Amico, Steven	2017
Davenport, Peter	2007-08
Davis, Rob	1992
Davis, Zach	2012-14
Dawson, Ryan	2009, 11
Dean, Jeff	1979-82
Dean, Marshall	2012-13
Deason, Jeff	1979-80
DeBiasse, Nick	2010-11
Deckelbaum, Jason	1999-02
Deedrick, Cory	2009-10
DeGonia, Len	1977-78
Delich, Calvin	2022
Denning, Nick	2000, 2002-04
Densboske, Scott	1997
Derr, Tyler	1990-91
Dey, Ross	1985
Dickson, Ryan	1999-00
Dickmann, Kirk	1977-79
Dilday, Elijah	2017-18
Distler, Cole	2016-17
Dittmer, Mark	1988-89
Ditto, Donovan	2018-22
Doering, Brad	2001-04
Doherty, Tim	1985
Domingue, Samuel	2013

Downey, Steve	2001-04
Driscoll, Brian	2001-02
Dryer, Conor	2018-21
Dryer, Mike	1986-89
Duckett, Glenn	1994
Dull, Dalton	2018-19
Dunavant, Adam	2004
Dunning, Garrett	1998
Dusterhoft, Tom	1982
Dye, Lance	1989
Dykes, Paul	2001
Dykins, Iain	2007-08

~ E ~

Eckinger, Steve	1968-71
Edde, Curtis	1986-87
Eftink, Josh	2004-05
Ehlen, Zack	2019-20
Ehlmann, Jim	1967-70
Eklund, Mike	1973
Elliott, Matt	2016-17
Elsea, Jim	1979
Englemeier, Gary	1972
Errante, Eric	2004
Evans, Micah	2018-21
Evers, Patrick	2005
Ezell, David	1975-78
Ezell, Trevor	2015

~ F ~

Fairchild, John	2016-18
Farrell, Dylan	2015-16
Feil, Will	2006-09
Felderwerth, Neil	1993-94
Fender, Roger	1978-80
Ferguson, Gary	1977
Ficken, Kole	2019
Figueroa, Job	1997-98
Fitzpatrick, Chris	2010-13
Fitzpatrick, Don	1979-83
Foertsch, Joe	1969-72
Fowler, Jordan	2020
Frakes, Larry	1985
Francis, Brian	1988-91
Frank, Dimitri	2018
Frederick, Colin	2015
Frerking, Steve	1983-86
Fullerton, Tim	1982

~ G ~

Gaines, Clabe	2001-02
Gardner, Ryan	1998-99
Gatewood, Matthew	2021-24
Gavin, Brady	2019-22
Gavin, Grant	2014-16
Gehner, Phil	1967-70
Gehrs, Kyle	2014
Geile, Rob	1982-83
Gerkens, Gerry	1986-87
Gibbons, Ethan	2012
Gibson, Mark	1981-82
Giebler, Darren	1986-88
Gilbert, Jeff	1986
Gilleland, Seth	2007
Gillison, Craig	1980-81
Gimeno, Andres	2014
Girrens, Zach	2017-18
Goodwin, Dave	1997-98
Gordon, David	1996
Gorman, Joe	1979-80
Gott, Jon	1995
Graff-Rowe, Justin	2017-18
Graham, Spencer	1993
Graskewicz, Chase	2012-13
Gratza, Kevin	2011-14
Gray, Adam	2022-23
Gray, Leslie	1989-92
Greaves, Joe	1979
Green, Bill	1965-68
Green, Mason	2018-21

Gremer, Conner	2019
Grieshaber, Kyle	2012-13
Grupe, Brett	2023-24
Guidry, Danny	2003
Guillon, Joe	2004
Gunderson, Joe	1993

~ H ~

Haag, Ernie	1984-87
Hall, Nathan	2024
Hall, Quinton	2023
Hallam, Mike	2008
Hanna, Scott	1998
Hanson, Dylan	2013-16
Hanssen, Mike	1978
Harlan, Steve	1983-84
Hasper, Tyler	2019
Hassler, Curt	1992-94
Hauck, Steve	1966-69
Hawks, Larry	1988-90
Haynes, Mike	1969-72
Heath, Chase	2022-24
Heese, Bob	1984, 86
Heissler, Jake	2013-15
Henningson, Dane	1979
Herz, Jason	1999-02
Hicks, Shane	1996-97
Higgins, Bob	1978
Higgs, Travis	2013
Highfill, David	2003-04
Hilbrenner, Colton	2015-16
Hill, Kevin	1990
Hinnah, Ron	1973
Hippner, Doug	1974
Hocever, John	1976
Holcomb, Bobby	1996
Holst, Aaron	1990-92
Holy, Max	2023-24
Hopkins, Wes	2005
Hooper, Jeff	1977-78
Hoover, Cole	2017-19
Hoover, Stewart	2009
Horn, Robert	1977
Horner, Eric	2000-03
House, Dave	1981-82
House, Tyler	2015-16
Houston, Nick	2017
Howard, Tim	1990
Howes, Doug	1992
Howey, Paul	2001
Howser, Jason	1993-94
Huckuntod, Sittichoke	1988-90
Hudson, Terry	1971-74
Huenfeld, Travis	1995
Huff, Greg	1996-99
Hunt, Bridger	2006

~ I ~

Imel, Ethan	2022-24
-------------	---------

~ J ~

Jacobs, Jon	1985-88
Jacoby, Evan	2022
Jackson, Kyle	2012
Janvrin, Mason	2017-19
Jaros, Nick	2007
Jefferies, Daryl	1993-96
Jelinek, Brad	2014-16
Joblin, Chris	2007-09
Johnson, Hunter	2013-14
Johnson, Travis	1999
Jones, Collin	2018-22
Jones, Scott	1996
Jones, Todd	1996
Jones, Trevor	2012-15
Juliana, Ross	2015-18





~ K ~		Mahon, Ed	1969-72	Oldham, Chris	1990-91	Rogge, Caleb	2022
Kammerer, James	1995	Maloney, Billy	2015-16	Oliver, Bennett	2015-16	Romo, Ryan	2009
Kearns, Bryce	2018-19	Malzahn, Ryan	2023	Oliver, John	2015-16	Rosenbeck, Joe	1978-80
Keeler, Egan	2024	Marquart, Aaron	1992-93	Opperman, Brad	1989-92	Rosley, Charles	1969-70
Keisker, Gary	1968-71	Martin, Brooks	2009-10	Ordway, Dave	1964-67	Ross, Dan	1983
Kelley, Casey	2017-18	Martin, Ron	2007	Oropeza, John	2009-13	Ross, David	1992
Kelsch, Ben	2016-19	Mason, Henry	1975, 77-78	Orscheln, Miles	2014-17	Ross, Tayler	2015-17
Kelton, Joe	2008	Massey, Chris	2024	Osborn, Terry	1983	Rotter, Mike	1975
Kenagy, Seth	2021-23	Massey, Eric	1996-97	Otey, Elmer	1970-71	Rubenstein, Mark	1971-73
Kennedy, Reggie	2001	Mathews, Pat	1988-90	Outman, Josh	2005	Ruch, Tyler	2010-11
Kent, Alex	2007-10	Matlock, Chris	2008-09	Owen, Brian	1981-82	Ruesch, Tim	1982-83
Kilgore, Chris	2002-03	Mayfield, Andy	2003-04			Ruth, Rob	1972-75
Kinkeade, Don	1973-74	McBryde, Brian	2005-08	~ P ~		Rutledge, Blaine	2007-08
Kinsella, Kevin	1972-75	McCormick, Dan	1973	Page, Frank	1985		
Kissel, B.J.	2003	McCune, Kyle	1990-91	Pani, Isaiah	2020-23	~ S ~	
Kitchen, Mike	1981	McCutcheon, Payne	2018-19	Parker, Doug	1987-88	Safranek, Matt	2016-17
Knipp, Mark	1992-93	McDaniel, Bill	1968-71	Parker, Steve	1986-87	Sanchez, Bill	1987-90
Kobel, Brock	2023-24	McEnroe, Jeff	1986-89	Parks, Alan	1973-75	Sandifer, Tony	2014-15
Kohler, Randy	1978-79	McGinnis, P.J.	2001-02	Patrick, Josh	2024	Sapp, Terry	1979
Kohrs, Josh	2005	McGowan, Donnie	1984-85	Paul, Josh	2006-07	Sargent, Brian	2000
Kolons, Blake	2012-15	McLaughlin, Braedyn	2021	Payne, Jack	2023-24	Scarcello, Brian	1996
Kotsis, Tyler	2022-24	McMahon, Paul	2015-16	Pealer, Thad	1998-01	Schaefer, Kevin	1978-79
Kreisman, Jack	2024	McPherson, Bob	1980-81	Pener, Brett	2009	Schark, Jack	2022-24
Krone, Dane	2012	McReynolds, JD	2022-24	Pennington, Garrett	2020-22	Schemenauer, Adam	2015
Krzykowski, Will	2024	McReynolds, Steve	2003-04	Perez, Luis	2007-08	Schlechte, Luke	2011
Krucha, Steve	1983-85	Medlin, Eddie	1996-97	Pesch, Matt	2006	Schroeder, Cole	2022
Kuhlmann, Tyler	2019-21	Meier, Joe	1986-87	Peterson, Ethan	2021-23	Schumacher, Josh	2019-21
		Melanson, Andrew	2009-11	Phelps, Mike	2004-05	Schnurbusch, Chris	1984-87
~ L ~		Mercer, Luke	2016-19	Phillips, Nick	2008-10	Schnurbusch, Harrison	2017-22
Laber, Mike	1979	Merithew, Jacob	2022-24	Pickens, Ed	1974-75	Schnurbusch, Jackson	2014-17
Lacy, Brent	2004-05	Merriott, Roy	1985	Plack, Shon	1995	Schreifels, Todd	1991-92
Ladjevich, Rick	1993-94	Merriott, Todd	1995-97	Plackmeier, Brad	1993-96	Schroeder, Cole	2023
LaGree, Matt	2009-11	Messar, Payton	2023-24	Plackmeier, Dan	1978-80	Schultz, Adam	2009-12
LaLonde, Cole	2022-23	Meyer, Braedyn	2022-23	Pledge, Bob	1974-75	Schutt, Jason	2005
Lambeth, Rick	1987-88	Michals, Matt	2007	Plum, Reid	2024	Schuyler, Kurtis	2011-14
Land, Ty	1985-86	Michaud, Kevin	1974-75	Plymell, Chase	2019-21	Schwartz, Bret	2009-12
Langtry, Mick	1983-84	Mick, Daryl	1979-80	Poisal, Bob	1992-95	Scott, Jack	2024
Langtry, Rick	1983	Middleton, Doug	1982-84	Ponak, Reece	2013-16	Seitz, Ken	1983-84
Lanius, John	1989	Mihlfield, Chris	1988-91	Potje, Danny	2007-09, 11	Seiz, Coby	2018-20
Latimore, Tom	2008-09, 11, 13	Milauskas, Adam	2005-06	Potts, Jared	2007-08	Selanders, Albert	2010-12
Lawson, Joe	195-68	Miller, Harold	1977-78	Powers, Danny	2003-05	Senn, Grayson	2020-24
Layne, Tom	2006	Milner, Matt	2014-16	Prenger, Kevin	1979-82	Sharp, Bruce	1992-93
Leandro, Francisco	2004	Minor, Dan	1978-81	Priess, Mel	1980-81	Sharpe, Jim	1988-89
Leffler, Mike	1977	Mitchell, Dan	1987-88	Prudhom, John	2019-23	Sharpe, Steve	2004
Lemken, Beanie	1980-82	Mitchell, Ryan	2009	Pugh, Brandon	2000-03	Sheeler, Tim	1995-96
Lewis, Eddie	1993	Mochizuki, Gered	2006-07	Pyatt, Travis	2006-07	Shewmaker, Brian	2000-03
Lewis, Gerry	1977-78	Moeller, Michael	1977-78			Shine, Bill	1968-71
Lindsay, Eric	2019	Mohns, J.J.	1999	~ Q ~		Shore, David	1975
Link, Kieth	1986	Molbury, Matt	2014	Quirk, Kelly	2007-09	Shrum, George	1994-95
Linn, Jim	1981-83	Monroe, Josh	1998-01			Siegler, Steve	1986
Lipowicz, Nathan	1997-00	Mooney, John	1966-69	~ R ~		Silkwood, Eric	2010-11
Lisi, Don	2011	Moore, Cole	2021-24	Radliff, Chris	2006-07	Silvera, Zach	2002
Litten, Doug	1983	Morganson, Todd	1987	Raisbeck, Bob	1982	Simpson, Cory	2016-17
Little, Hunter	2021-22	Morris, Brandon	2006-07, 09	Ralston, Kris	1992-93	Sinks, Michael	2019-20
Littrell, Charles	1990	Morris, Chad	1998	Randazzo, Steve	1984	Skantz, Charlie	2017-18
Lohner, Derek	1984-85	Morrow, Roland	1984-85	Rardin, Tyler	2022-23	Slemmer, Ben	1995-98
Lohrengel, Stanton	2017-18	Morsch, Matt	1984	Rathburn, Evan	2018-21	Small, Dave	1982
Lolar, Mark	1983	Moskowitz, Jacob	2022, 2024	Raybourn, John	2019-20	Smith, Aiden	2024
Loman, Mark	1989-92	Muehlberger, Andy	2016-17	Reid, Brandon	2017-18	Smith, James	1992, 1994
Longwell, Clint	2001-04	Mulcahy, Tim	1979-82	Reid, Karsen	2022	Smith, Judson	2006
Loveland, Scott	1977	Mulligan, Will	2011-12	Reifert, Evan	2020	Smith, Kyle	2009
Lowe, Mason	2023	Murphy, Colin	2008-11	Reinhard, Brett	1996	Snowden, Allen	1991
Lucas, Luke	2018-19	Murphy, Steve	2003	Reller, Scott	2008-09	Snyder, Ryan	2012, 14
Ludwig, Mike	1973-75			Reller, Todd	2014	Sobkow, Phil	2003
Luebbert, Steve	1973-75	~ N ~		Reven, Mike	1986-89	Somogy, Mark	1994
Lueck, Dennis	1973	Neal, Paul	1988-91	Reynolds, Josh	1998-00	Sorge, Connor	2017
Lumpkin, Ryan	2021-22	Nesslage, Craig	1991	Reynolds, Larry	1981	Sossamon, Matt	1983-84
Luna, Jeremy	1997-98	Nevil, Collin	2015-18	Rhone, O.J.	1992-93	Southmayd, Austin	2014-16
Lunders, Ed	1993-94	Newman, Rusty	1967-70	Riddle, Rick	1977-78	Sowden, Shane	2001-02
Lunders, Jackson	2023	Nickelson, Jake	2015-16	Riemler, Gary	1974	Sparks, BJ	2018
		Noirfalise, Barrett	2013-14	Ringe, Craig	1999-02	Specht, Frank	2010-11
~ M ~		Norfleet, Matt	1996-99	Ritchie, Matt	2014	Speckhals, Kevin	1981-82
Maas, Dusty	2013-16	Norman, Zach	2001-03	Rivera, Ricky	2014-15	Speckhals, Kurt	1990-91
Mabe, Mike	1995			Roberts, Don	1980-82	Spell, P.J.	1991
Maddock, Ricky	2021	~ O ~		Roberts, Matt	2000	Spinello, Joe	1993
Maddox, Adam	2011-12	O'Dell, Darren	1991	Robison, Brent	2006	Sprinkle, Jonathan	2018-20
Madera, Alex	2019-21	O'Rourke, Shea	1995	Rodgers, Kerwin	1977	Stack, Dwight	1973-74
Maggart, John	1981	Oden, Ryan	1994-95	Rogers, Mike	1989-90	Stafford, Matthew	1997-00
Maggi, Greg	1986	Ogelsby, Stan	1974-75	Rogers, Stu	1979-82	Stanko, Mark	1981-84





Alabama Schools		Northern Iowa	5-3	Park	8-0	Bryant	1-0
Jacksonville State	0-1	Parsons	2-16	Rockhurst	35-8	South Carolina Schools	
Montevallo	0-1	Upper Iowa	8-2	St. Louis	3-4	Lander	0-1
North Alabama	3-1	Kansas Schools		Southeast Missouri	13-10	North Greenville	0-1
Troy State	3-2	Baker	2-0	Southwest Baptist	104-13-1		
Arkansas Schools		Benedictine	14-3	Southwest Missouri	24-31	South Dakota Schools	
Arkansas	0-9	Bethany	1-0	Tarkio	1-1	Augustana	6-5
Arkansas-Fort Smith	3-1	Emporia State	127-55	Truman State	137-19	Mary, U. of	7-0
Arkansas-Little Rock	3-3	Fort Hays State	58-13	Washington	0-2	Sioux Falls	1-0
Arkansas-Monticello	7-2	Kansas	1-7	Westminster	10-3	South Dakota State	7-0
Arkansas State	3-3	Kansas State	1-2	William Jewell	10-6		
Arkansas Tech	21-10	Newman	15-0	William Woods	1-0	Tennessee Schools	
Central Arkansas	7-1	Ottawa	4-0	Nebraska Schools		Christian Brothers	2-1
Harding	3-2	Pittsburg State	91-16	Bellevue	4-2	Texas Schools	
Henderson State	18-5	Washburn	98-29	Creighton	2-0	Abilene Christian	2-1
John Brown	1-0	Wichita State	0-3	Midland Lutheran	2-0	Angelo State	0-2
Ouachita Baptist	6-6	Kentucky Schools		Nebraska	0-2	East Texas Baptist	2-1
Southern Arkansas	8-9	Kentucky Wesleyan	3-0	Nebraska-Kearney	14-5	Hardin-Baylor	2-0
California Schools		Murray State	0-1	Nebraska-Omaha	23-11	Incarnate Word	2-0
Cal-Davis	1-0	Louisiana Schools		Nebraska Wesleyan	1-0	Lubbock Christian	1-0
Cal Poly Pomona	0-1	Centenary	6-5	Peru State	2-0	Rice	0-3
Cal-Riverside	1-0	Grambling	1-11	Wayne State	6-0	St. Edward's	2-1
Cal State-Chico	1-2	Louisiana College	6-2-1	New Hampshire Schools		St. Mary's	6-5
UC-San Diego	0-1	Louisiana Tech	2-3	Franklin Pierce	3-0	Southwest Texas	0-2
Sonoma State	0-1	McNeese State	2-0	Southern New Hampshire	1-0	Stephen F. Austin	0-2
Colorado Schools		New Orleans	0-1	New York Schools		Tarleton State	2-0
Colorado-Springs	3-2	Northeast Louisiana	1-9	Dowling	1-0	Texas A&M-Kingsville	5-2
Colorado Mesa	2-2	N'western Louisiana.	12-20	Ithaca	1-0	Texas-Permian Basin	1-0
Metro State	1-0	Southwest Louisiana	0-2	North Carolina Schools		West Texas A & M	5-1
Northern Colorado	3-1	Massachusetts Schools		Gardner-Webb	1-0	Wiley	1-1
Regis	0-1	Massachusetts-Lowell	0-1	Mount Olive	0-1	Virginia Schools	
School of Mines	1-1	Michigan Schools		Wingate	0-1	Liberty	0-1
Connecticut Schools		Davenport	10-4	North Dakota Schools		West Virginia Schools	
New Haven	1-2	Grand Valley State	2-0	Mary	3-1	Charleston	0-1
Sacred Heart	1-1	Hillsdale	1-0	North Dakota	1-0	Wisconsin Schools	
Southern Connecticut	1-0	Oakland	0-1	North Dakota State	1-0	Wisconsin-Oshkosh	0-1-1
Florida Schools		Saginaw Valley State	2-0	Ohio Schools		Wisconsin-Parkside	1-0
Flagler	1-1	Wayne State	3-1-1	Ashland	5-0	Wisconsin-River Falls	5-1
Florida Gulf Coast	2-0	Minnesota Schools		Findlay	1-0		
Florida Southern	2-4	Bemidji State	3-1	Marietta	0-0-1	* loss later forfeited	
North Florida	1-1	Concordia-St. Paul	4-0	Ohio Northern	1-0		
Nova Southeastern	1-0	Gustavus Adolphus	3-0	Baldwin-Wallace	2-0		
Palm Beach Atlantic	0-1	Minnesota State	21-7	Oklahoma Schools			
Rollins	0-1	Minnesota-Crookston	5-0	Bacone	2-0		
St. Leo	0-1	Minnesota-Duluth	2-0	Cameron	4-1		
Tampa	4-6	Minnesota-Morris	2-0	Central Oklahoma	43-25		
Georgia Schools		St. Cloud State	4-5	East Central	7-1		
Armstrong Atlantic State	2-1	Winona State	22-3	Northeastern State	38-13		
Augusta State	1-0	Mississippi Schools		Oklahoma Baptist	1-0		
Columbus State	1-2	Delta State	3-4	Oklahoma Christian	1-1		
Georgia College & State	1-2	Missouri Schools		Oklahoma City	0-1		
Kennesaw State	1-1	Avila	2-0-1	Oklahoma State	0-2		
Valdosta State	1-0	Central Methodist	20-10	Oral Roberts	0-1		
Idaho Schools		College of the Ozarks	9-3	Panhandle State	2-1		
Northwest Nazarene	1-0	Columbia	2-0	Phillips	1-1		
Illinois Schools		Culver-Stockton	3-1	Rogers State	15-2		
Eastern Illinois	0-2	Drury	13-5*	SW Oklahoma State	2-1		
Quincy	11-3	Evangel	7-1	Tulsa	0-4		
SIU-Edwardsville	21-10	Harris-Stowe	6-1	Pennsylvania Schools			
Indiana Schools		Lincoln	101-7	East Stroudsburg	1-0		
Evansville	1-0	Lindenwood	29-11	Geneva	1-0		
Southern Indiana	1-2	Maryville	3-0	Indiana	0-1		
Valparaiso	2-1	Missouri	8-36-1	Kutztown	2-0		
Iowa Schools		Missouri Baptist	7-2	Mansfield	2-0		
Buena Vista	1-1	Missouri-Kansas City	4-2	Millersville	2-2		
Graceland	4-0	Missouri S&T	49-12	Philadelphia Textile	1-0		
Grand View	3-0	Missouri-St. Louis	21-13	Shippensburg	1-0		
Iowa Wesleyan	1-0	Missouri Southern	96-28	Slippery Rock	1-1		
Morningside	3-0	Missouri Valley	23-10	West Chester	1-0		
		Missouri Western	126-37	Rhode Island Schools			
		Northwest Missouri	161-72				





Morgan Burkhart

Boston - 2000-01 • Kansas City - 2003




Photo courtesy of Boston Red Sox

Morgan Burkhart made his major league debut with the Boston Red Sox on June 27, 2000 and, in doing so, became the first former Mules' baseball player to appear in a major league game. In his first major league at-bat, Burkhart singled off the Orioles' Mike Mussina. He was 2-for-4 in the game. He wound up playing in 25 games with the Red Sox in 2000, hitting .288 with four home runs and 18 RBI. In 2001 Burkhart spent most of the season at Pawtucket (R.I.), where he hit .269 with 25 home runs and 62 RBI. He made his second trip to the major leagues that year, when he played in 11 games with Boston, hitting .182 with one home run and four RBI. However, the Red Sox released him after the 2001 season.

In 2002, Burkhart played in 42 games with Japan's Fukuoka Daiei Hawks before being signed by the Kansas City Royals for the 2003 season. In six games for the Royals, he went 3-for-15 (.200). Burkhart spent most of the season with Kansas City's Triple A affiliate in Omaha, Neb., where he batted .251 with 17 home runs, 18 doubles, and 57 RBI.

A key member of the Mules' 1994 national championship team, Burkhart had spent five-plus seasons in the minor leagues before being called up. With Pawtucket in 2000, he hit .255 with 23 home runs and 77 RBI. Before the Red Sox signed him to a minor league contract in 1998, Burkhart had enjoyed a stellar career in the independent Frontier League for Richmond, Indiana. He won three league MVP awards and was *Baseball America's* Independent Player of the Year in 1998, when he hit .404 with 36 home runs and 98 RBI in 80 games. In fact, the Frontier League Most Valuable Player award is now named in his honor. In 1999 he was named MVP of the Mexican winter league after hitting 18 home runs and driving in 55 runs in 67 games. As a major leaguer, Burkhart finished his career with 121 at bats, five home runs, 23 RBI, and a .248 batting average.

Year	Age	Tm	Lg	G	PA	AB	R	H	2B	3B	HR	RBI	SB	CS	BB	SO	BA	OBP	SLG	OPS	OPS+	TB	GDP	HBP	SH	SF	IBB
2000	28	BOS	AL	25	95	73	16	21	3	0	4	18	0	0	17	25	.288	.442	.493	.935	135	36	1	4	0	1	1
2001	29	BOS	AL	11	34	33	3	6	1	0	1	4	0	0	1	11	.182	.206	.303	.509	32	10	1	0	0	0	0
2003	31	KC	AL	6	16	15	1	3	0	0	0	1	0	0	1	2	.200	.250	.200	.450	18	3	0	0	0	0	0
Totals				42	145	121	20	30	4	0	5	23	0	0	19	38	.248	.366	.405	.770	96	49	2	4	0	1	1

Josh Outman

Oakland - 2008-09, 2011 • Colorado - 2012-13 • Cleveland/New York (AL) - 2014 • Atlanta 2015



Josh Outman became the second Central Missouri player to make his major league debut when the lefty tossed two scoreless innings for the Oakland Athletics against the Kansas City Royals at Kauffman Stadium on September 2, 2008.

He became the first player to begin the season on a major league roster in 2009, and made 12 starts for the A's with a 4-1 record before suffering an elbow injury in late June that put him out for the year.

In 2005, the St. Louis, Mo. product was the No. 2 pitcher for the top-ranked Central Missouri Mules at the Division II College World Series. He finished his career at UCM with a bang as well, tossing an eight-inning, seven-strikeout performance that defeated Delta State 2-1 on May 30, 2005.

After the season he was one of five Mules pitchers drafted in the top 11 rounds of the 2005 First Year Player Draft (more than any other school that season). He was picked in the 10th round by the Philadelphia Phillies and quickly moved up in that organization until July 2008, when he was involved in a trade for Joe Blanton that sent him to the Oakland A's farm system. Outman was traded to the Colorado Rockies in a three-player deal in January 2012 and has also made stops with the Cleveland Indians, New York Yankees and Atlanta Braves.



Photos courtesy of Colorado Rockies

Year	Tm	Lg	W-L	W-L%	ERA	G	GS	GF	CG	SHO	SV	IP	H	R	ER	HR	BB	IBB	SO	HBP	BK	WP	BF	ERA+	WHIP	H/9	HR/9	BB/9	SO/9	SO/BB
2008	OAK	AL	1-2	.333	4.56	6	4	0	0	0	0	25.2	34	14	13	1	8	1	19	2	0	1	116	91	1.636	11.9	0.4	2.8	6.7	2.38
2009	OAK	AL	4-1	.800	3.48	14	12	1	0	0	0	67.1	53	30	26	9	25	0	53	0	0	1	276	127	1.158	7.1	1.2	3.3	7.1	2.12
2011	OAK	AL	3-5	.375	3.70	13	9	2	0	0	0	58.1	62	27	24	4	23	0	35	0	0	3	254	109	1.457	9.6	0.6	3.5	5.4	1.52
2012	COL	NL	1-3	.250	8.19	27	7	3	0	0	0	40.2	47	37	37	7	20	0	40	0	0	5	185	59	1.648	10.4	1.5	4.4	8.9	2.00
2013	COL	NL	3-0	1.000	4.33	33	61	0	8	0	0	54.0	56	27	26	3	23	2	53	3	0	2	238	102	1.463	9.3	0.5	3.8	8.8	2.30
2014	NY/CLE	4-0	1.000	2.86	4.00	40	0	6	0	0	0	28.1	24	10	9	4	16	2	26	0	0	1	122	134	1.412	7.6	1.3	5.1	8.3	1.63
Totals			16-11	.593	4.43	161	32	20	0	0	0	274.1	276	145	135	28	115	5	226	5	0	13	1191	97	1.425	9.1	0.9	3.8	7.4	1.97



Lee Stoppelman was the MIAA Pitcher of the Year in 2012. He was drafted in the 24th round by the St. Louis Cardinals. He went a combined 9-9 with a 3.47 ERA in four seasons in the minors. He reached Triple-A at the end of the 2013 season.

Courtesy Mike Janes/Four Seam Images




Chris Matlock was the NCAA-II National Pitcher of the Year in 2009 as a closer. He was drafted in the 21st round by the Texas Rangers.

Courtesy Dave Kopp




Nick Webber set the then Mules' record with 11 saves in 2005 and subsequently became UCM's highest all-time draft pick, in the second round (#78 overall) by the St. Louis Cardinals.

Courtesy New Jersey Cardinals



Danny Powers was the National Pitcher of the Year in 2005, and was drafted in the 8th round by the Minnesota Twins following the season.



Francisco Leandro was drafted in the 24th round by the Tampa Bay Rays after earning first-team All-America honors in 2004.

Courtesy Dave Kopp





83 former Mules players either have signed as free agents or have been drafted by major league organizations and played in the minor leagues. Listed below are the former Mules who were drafted or who signed as free agents, the organization(s) signing them, and the years they signed. All were signed to minor league contracts.

Cliff Crenshaw, 1B, St. Louis Cardinals, 1959
 Bill Green, 3B, Houston, 1966
 Carl Black, P, New York (AL), 1967
 Ron Zuber, P, Cleveland, 1967
 Steve Eckinger, 3B, Washington, 1971
 Tom Tessar, C, Oakland, 1972
 Bob Tuttle, 2B, Kansas City, 1974
 Jeff Dean, P, San Diego, 1982
 Tim Mulcahy, P, Baltimore, 1982
 Dave Thielker, 1B, Baltimore, 1983
 Donnie McGowan, P, Boston, 1985
 Chris Schnurbusch, 3B, Detroit, 1987;
 Cincinnati, 1987
 Kirk Baldwin, P, Kansas City, 1989
 Larry Hawks, C-3B, San Diego, 1990
 Tom Broyles, P, California, 1993
 Rob Davis, P, Independent, 1993
 Eddie Lewis, P, Houston, 1993
 Kyle McCune, SS, Houston, 1993
 Kris Ralston, P, Kansas City, 1993
 O.J. Rhone, OF, Kansas City, 1993
 Rick Ladjevich, 3B, Seattle, 1994
 Eric Stuckenschneider, OF,
 Los Angeles, 1994/Oakland, 1998

James Kammerer, P, Colorado, 1995
 Joe Spinello, C-DH, Chicago (AL), 1995
 Morgan Burkhart, 1B, Independent, 1996/
 Boston, 1998/Kansas City, 2002/Chicago
 (AL), 2004
 Brad Crede, 1B, Philadelphia, 1996
 Daryl Jefferies, SS, Chicago (NL), 1996
 Brad Plackemeier, C, Independent, 1996
 Casey Castrop, P, Independent, 1997
 Justin Crisafulli, OF, Cleveland, 1997
 Dave Goodwin, DH, Kansas City, 1998
 Ben Slemmer, SS, Kansas City, 1998
 Eddie Medlin, C, Independent, 1999
 Nathan Lipowicz, OF, Los Angeles, 2000
 Josh Reynolds, P, New York (NL), 2000/
 Boston, 2003
 Craig Ringe, SS, Texas, 2002
 Jason Herz, P, Independent, 2002
 Chris Umphres, 1B, Independent, 2002
 Zach Norman, 3B, Philadelphia, 2003
 Phil Sobkow, P, Los Angeles (NL), 2003
 Eric Horner, P, Independent, 2003
 Boomer Berry, 2B, Chicago (AL), 2004
 Francisco Leandro, OF, Tampa Bay, 04

Steve Sharpe, P, Oakland, 2004
 Steve McReynolds, P, Independent, 2004
 Josh Outman, P, Philadelphia, 2005;
 Oakland, 2008; Colorado, 2012; Cleveland/
 New York (AL) 2014; Atlanta 2015;
 Pittsburgh 2016
 Mike Phelps, P, Chicago (NL), 2005
 Danny Powers, P, Minnesota, 2005
 Jason Schutt, P, Cleveland, 2005
 Nick Webber, P, St. Louis, 2005
 Shawn Callahan, C, Oakland, 2005
 Dustin Bolton, Independent, 2005
 Patrick Evers, P, Independent, 2005
 Brent Lacy, Independent, 05, Cleveland, 06
 Bridger Hunt, 3B, Los Angeles, 2006;
 Independent, 2011, 2012; San Diego, 2013
 Bryan Collins, P, Oakland, 2007
 Nick Jaros, Independent, 2007
 Gered Mochizuki, Independent, 2007,
 New York (NL), 2009
 Jared Potts, P, Toronto, 2008
 Bryan McBryde, SS, Independent, 2008
 Chris Matlock, P, Texas, 2009
 Nick Phillips, P, Independent, 2010

Alex Kent, P, Independent, 2010
 Matt Curtis, P, Cleveland, 2011
 Don Lisi, P, Independent, 2011
 Lee Stoppelman, P, St. Louis, 2012
 Kyle Grieshaber, IF, St. Louis, 2013
 Zach Davis, P, Houston, 2014
 Kyle Gehrs, P, Houston, 2014
 Trevor Jones, OF, Independent
 Grant Gavin, P, Kansas City, 2016
 Tyler House, P, Tampa Bay, 2016
 Ethan Westphal, P, Colorado, 2016
 Lucas Williams, P, Houston, 2016
 Zak Whalin, C, New York (NL), 2019
 Mason Janvrin, OF, Baltimore, 2019
 Jordan Fowler, P, Philadelphia, 2020
 Evan Reifert, P, Milwaukee, 2020
 Jonathan Sprinkle, P, Houston, 2020
 Chase Plymell, P, Chicago (AL), 2021
 Mason Green, P, Colorado, 2021
 Conor Dryer, P, Tampa Bay, 2021
 Dusty Stroup, INF, Independent, 2021

In addition to the 83 former Mules' players who have signed pro contracts, there have been several former major league players who attended school at Central Missouri, but did not play baseball for the Mules. Listed below are the former major leaguers who attended Central Missouri, their position, teams with which they played and years they played.

Forrest Thomas, P, Detroit, 1905
Charles Miller, SS, St. Louis (AL), 1912
Roy Hutson, OF, Brooklyn, 1925
Vernon Kennedy, P, Chicago (AL), Detroit, St. Louis (AL), Washington, Cleveland, Philadelphia (NL), Cincinnati, 1934-45
Chuck Workman, OF, Cleveland, Boston (NL), Pittsburgh, 1938-46
Herb Conyers, 1B, Cleveland, 1950
John T. (Bud) Thomas, SS, St. Louis (AL), 1951
Ken Retzer, C, Washington, 1961-64
Jerry Reuss, P, St. Louis, Houston, Pittsburgh, Los Angeles, Cincinnati, California, Chicago (AL), Milwaukee, 1969-89

Mules in the Major League Draft

Picks by Year (back to 1965)

2022

Josh Bortka, Pitcher
 Philadelphia, 16th round, No. 482

2021

Mason Green, Pitcher
 Colorado, 12th round, No. 350

2019

Mason Janvrin
 Baltimore, 14th round, No. 408

2016

Grant Gavin, Pitcher
 Kansas City, 29th round, No. 883

Lucas Williams, Pitcher
 Houston, 40th round, No. 1207

2014

Zach Davis, Pitcher
 Houston, 25th round, No. 736

2012

Lee Stoppelman, Pitcher
 St. Louis, 24th round, No. 750

2009

Chris Matlock, Pitcher
 Texas, 23rd round, No. 634

2007

Bryan Collins, Pitcher
 Oakland, 32nd round, No. 988

2006

Bridger Hunt, Third Base
 Los Angeles Dodgers, 9th round, No. 263

2005

Nick Webber, Pitcher
 St. Louis, 2nd round, No. 78

Danny Powers, Pitcher
 Minnesota, 8th round, No. 255

Jason Schutt, Pitcher
 Cleveland, 10th round, No. 304

Josh Outman, Pitcher
 Philadelphia, 10th round, No. 307

Mike Phelps, Pitcher
 Chicago Cubs, 11th round, No. 340

Shawn Callahan, Catcher (Played SS at UCM)
 Oakland, 22nd round, No. 671

2004

Steve Sharpe, Pitcher
 Oakland, 11th round, No. 337

Francisco Leandro, Outfielder
 Tampa Bay, 24th round, No. 705

2003

Phil Sobkow, Pitcher
 Los Angeles Dodgers, 10th round, No. 301

2002

Craig Ringe, Shortstop
 Texas, 23rd round, No. 682

2001

P.J. McGinnis, Pitcher
 San Francisco, 50th round, No. 1,485

2000

Josh Reynolds, Pitcher
 New York Mets, 3rd round, No. 95

Nathan Lipowicz, Outfielder
 Los Angeles, 25th round, No. 747

1997

Rich Clover, Pitcher
 Chicago White Sox, 42nd round, No. 1,264

1996

Brad Crede, First Base
 Philadelphia, 19th round, No. 556

1994

Rick Ladjevich, Third Base
 Seattle, 26th round, No. 721
 Eric Stuckenschneider, Outfielder
 Los Angeles Dodgers, 30th round, No. 832

1993

O.J. Rhone, Outfielder
 Kansas City, 8th round, No. 217

Kris Ralston, Pitcher
 Kansas City, 21st round, No. 581

1990

Larry Hawks, First Base/Catcher
 San Diego, 33rd round, No. 872

1989

Kirk Baldwin, Pitcher
 Kansas City, 20th round, No. 515

1987

Chris Schnurbusch, Shortstop
 Detroit, 22nd round, No. 572

1985

Don McGowan, Pitcher
 Boston, 4th round, No. 101

1972

Tom Tessar, Pitcher/Catcher
 Oakland, 28th round, No. 641

1971

Steve Eckinger, Third Base
 Washington, 12th round, No. 269

1967

Ron Zuber, Pitcher
 Cleveland, 8th round, No. 151

1966

Bill Green, Third Base
 Houston, 17th round, No. 322

