



***UNIVERSITY OF CENTRAL MISSOURI
MULES FOOTBALL RECORD BOOK (UPDATED: 2024)***



Team Records

TOTAL GAMES: 1,181
ALL-TIME RECORD 595-535-51
WINNING PERCENTAGE:525

POSTSEASON WON-LOSS RECORD: 8-8 (.500)
NCAA-II PLAYOFF APPEARANCES. 5
NCAA-II PLAYOFF RECORD. 4-5 (.444)

MIAA CHAMPIONSHIPS 14
 (1912, 13, 14, 15, 26, 56, 70, 83, 86, 87, 88, 2003, 19, 23)

MOST WINS. 11 (2010, 2019, 2023)
MOST LOSSES. 8 (1931, 1963, 1964, 1973, 1976, 1978)
FEWEST WINS 0 (1897, 1929, 1942, 1948, 1951, 1953)
FEWEST LOSSES 0 (1910, 1926)
MOST TIES IN A SEASON 3 (1939, 1941, 1981)
MOST SHUTOUTS IN A SEASON 7 (1910)
BEST RECORD 7-0-1 (1926)
WORST RECORD 0-7 (1942)
10-WIN SEASONS 5
CONSECUTIVE WINS 10 (1936-37, 2019)
CONSECUTIVE LOSSES. 9 (1941-43; 1978-79)
LARGEST VICTORY 127 (UCM 127, Kemper Military 0), 1912
LARGEST DEFEAT 89 (Haskell 89, UCM 0), 1923
CONSECUTIVE GAMES W/O BEING SHUTOUT 322
 (Sept 21, 1991-present) *MIAA Record*

MILESTONE VICTORIES

No. 1 vs. Clinton Academy (20-0), 1895
No. 50 vs. Missouri Wesleyan (41-0), 1908
No. 100 vs. Wentworth Military Academy (6-0), 1922
No. 200 vs. SE Missouri State (26-21), 1956
No. 300 at NE Missouri State (31-13), 10/15/83
No. 400 vs. Southwest Baptist (41-10), 10/28/00
No. 500 vs. Northeastern State (51-7), 10/26/13

LARGEST WINNING MARGINS

127-0, vs. Kemper Military Academy, 1912
 85-0, vs. Kemper Military Academy, 1907
 83-0, vs. Lincoln, 9/1/05
 78-0, at Lincoln, 9/2/06
 76-0, vs. Northeast Missouri State, 1914
 75-0, vs. Quincy, 9/9/00
 75-6, vs. Langston, 2003
 73-6, vs. Lincoln, 2019
 66-0, vs. Kemper Military Academy, 1916
 65-0, vs. Kansas City Medical College, 1907
 63-0, vs. Wentworth Military Academy, 1913
 83-21, vs. Pittsburg State, 2005
 59-0, vs. Kemper Military Academy, 1931
 63-6, vs. Missouri Wesleyan College, 1913
 56-0, at Nebraska-Kearney, 11/2/13

TOP 10 LARGEST LOSING MARGINS

89-0, vs. Haskell Indian School, 1923
 62-0, vs. Northeastern State, 1963
 59-0, vs. Southwest Missouri State, 1963
 66-7, vs. Haskell Indian School, 1917
 60-5, vs. Pittsburg State University, 10/14/89
 52-0, vs. Northwest Missouri State, 1942
 51-0, vs. Central College, 1919
 56-6, vs. University of Missouri, 1908
 49-0, vs. Emporia State, 1914
 49-0, vs. Kemper Military Academy, 1921

MULES TOP 10 WINNINGEST COACHES

BY WINS

1. Willie Fritz (1997-2009) 97-47-0 (.674)
2. Jim Svoboda (2010-2021) 85-43-0 (.664)
3. Terry Noland (1983-96) 78-65-2 (.545)
4. Tad C. Reid (1924-34) 44-43-9 (.505)
5. Howard Mahanes (1966-74) 43-45-3 (.489)
6. Carl Voltmer (1935-43) 34-31-10 (.520)
7. Phog Allen (1912-17) 29-17-2 (.625)
8. Arthur Mosse (1899, 01-02) 20-5-0 (.800)
9. Al Molde (1980-82) 17-9-4 (.633)
10. Bill Greim (1919-23) 17-23-5 (.433)

BY WINNING PERCENTAGE (MIN. TWO SEASONS)

1. Arthur Mosse (1899, 01-02)800 (20-5-0)
2. F.J. Winters (1910-11)750 (8-2-2)
3. E.C. Quigley (1901-02)714 (15-6-0)
4. Willie Fritz (1997-2009)674 (97-47-0)
5. Jim Svoboda (2010-2021)664 (85-43-0)
6. Al Molde (1980-82)633 (17-9-4)
7. Josh Lamberson (2022-present)625 (15-9-0)
 Phog Allen (1912-17)625 (29-17-2)
9. Terry Noland (1983-96)545 (78-65-2)
10. Carl Voltmer (1935-43)520 (34-31-10)



Follow Mules Football on social media



@UCMMULES
 @UCMFootballTeam



/UCMAthletics
 /UCMFootball



@UCMMULES
 @UCMFootball



/UCMAthletics





Scoring

Most Points Scored

Game: 36 - LaVance Taylor vs. Emporia State, 2014
 Season: 144 - Kegan Coleman, 2002
 Career: 384 - Kegan Coleman, 2001-04

Most Touchdowns Scored

Game: 6 - LaVance Taylor vs. Emporia State, 2014
 Season: 24 - Kegan Coleman, 2002
 Career: 64 - Kegan Coleman, 2001-04

Most Extra Points Made by a Kicker

Game: 11 - Spencer Webb vs. Lincoln (Mo.) and Pittsburg State, 2005 (of 12);
 Luke Dobson vs. Emporia State, 2023 (of 11)
 Season: 67 - Luke Dobson, 2023 (of 68)
 Career: 183 - Aaron Jamieson, 2009-12 (of 199)

Most Extra Points Attempted

Game: 12 - Spencer Webb vs. Lincoln (Mo.) and Pittsburg State, 2005 (made 11)
 Season: 72 - Aaron Jamieson, 2010 (made 63)
 Career: 199 - Aaron Jamieson, 2010-12 (made 183)

Most Consecutive Extra Points Made

67 - Luke Dobson, 2023

Most Field Goals Made

Game: 6 - Steve Huff at Southeast Missouri State, 1985
 Season: 18 - Shane Meyer, 1997
 Career: 49 - Shane Meyer, 1995-98

Most Field Goals Attempted

Game: 6 - Steve Huff at Southeast Missouri State, 1985 (made all six)
 Season: 25 - Shane Meyer, 1997 (made 18)
 Career: 74 - Steve Huff, 1982-85 (made 44)

Most Consecutive Field Goals Made

11 - Brandon Starks (final game of 2003, first 10 of 2004)

Longest Field Goal

53 yards - Aaron Jamieson at Missouri Western, 2011

Most Points Scored by a Kicker

Game: 19 - Steve Huff vs. Southeast Missouri State, 1985 (6 field goals, 1 extra point)
 Season: 108 - Aaron Jamieson, 2010 (15 field goals, 63 extra points)
 Career: 291 - Aaron Jamieson, 2009-12 (36 field goals, 183 extra points)

Most Defensive Extra Points

Season: 1 - John McPherson vs. Pittsburg State, 2004
 Career: 1 - John McPherson, 2002-04


Longest Defensive Extra-Point Return

97 yards by John McPherson vs. Pittsburg State, 2004




Luke Dobson

Most Consecutive Extra Points Made



Steve Huff

Career Field Goals Attempted



Shane Meyer

Career Points Scored by a Kicker & Field Goals Made

Total Offense

Most Offensive Plays

Game: 68 - Garrett Fugate vs. Lindenwood. 11/12/16
 Season: 719 - Eric Czerniewski, 2010
 Career: 1,895 - Eric Czerniewski, 2006-10

Most Yards Total Offense

Game: 673 - Zach Zebrowski vs. Emporia State, 2023 (615 pass, 58 rush)
 Season: 5,690 - Zach Zebrowski, 2023 (5157 pass, 533 rush)
 Career: 12,978 - Eric Czerniewski, 2006-10 (12,847 pass, 131 rush)

Most Games Gaining 200 or More Yards

Season: 14 - Eric Czerniewski, 2010
 Career: 35 - Eric Czerniewski, 2006-2010

Most Consecutive Games Gaining 200 or More Yards

Season: 14 - Eric Czerniewski, 2010
 Career: 21 - Eric Czerniewski, (final seven games of 2009, all 14 games in 2010)

Most Games Gaining 300 or More Yards

Season: 11 - Eric Czerniewski, 2010
 Career: 20 - Eric Czerniewski, 2006-10

Most Consecutive Games Gaining 300 or More Yards

Season: 8 - Brook Bolles, 2017 (also career)

Most Touchdowns Responsible For

Game: 8 - Zach Zebrowski (all passing) vs. Emporia State, 2023
 Season: 63 - Zach Zebrowski (61 passing, 2 rushing), 2023
 Career: 121 - Eric Czerniewski (107 passing, 14 rushing), 2006-10



Garrett Fugate

Most Offensive Plays in a single game



Zach Zebrowski

Most Touchdowns Responsible for in single game



Eric Czerniewski

Most Career Total Yards Offense

Rushing

Most Rushing Attempts

Game: 50 - Chris Brooks vs. Northeast Missouri State, 1989
 Season: 312 - Elliott Eley, 1987
 Career: 723 - Lee Thompson, 2000-04

Most Yards Rushing

Game: 288, LaVance Taylor vs. Emporia State, 2014
 Game by an Opponent: 309, Germaine Race, Pittsburg State, 2006
 Season: 1,918 - LaVance Taylor, 2014
 Career: 3,995 - Kegan Coleman, 2001-04

Most Games Gaining 100 or More Yards

Season: 10 - LaVance Taylor, 2014
 Career: 18 - Kegan Coleman, 2001-04

Most Consecutive Games Gaining 100 or More Yards

Season: 7 - Jason Graham, 1999 (also career record)

Most Games Gaining 200 or More Yards

Season: 3 - LaVance Taylor, 2014

Most Consecutive Games Gaining 200 or More Yards

Season: 2 - Elliott Eley, 1987 (also career record)

Most Yards Gained by a Quarterback

Game: 178 - Garrett Fugate at Central Oklahoma, 2015

Most Yards Gained by a Running Back

Season: 556 - Brook Bolles, 2017

Most Yards Gained by a Wide Receiver

Season: 1,205 - Garrett Fugate, 2013-16

Highest Average Gain per Carry

Game (min. 10 carries): 12.6 - Kegan Coleman vs. Missouri-Rolla, 2003 (16 carries, 201 yards)
 Season (min 100 carries): 7.83 - LaVance Taylor, 2014 (245 carries, 1918 yards)
 Career (min. 200 carries): 6.31 - LaVance Taylor, 2011-14 (625 carries, 3941 yards)

Most Touchdowns Rushing

Game: 5 - Elliott Eley vs. Northwest Missouri State, 1988,
 Will Caldwell vs. Pittsburg State, 2005

Most Touchdowns Rushing

Season: 22 - Kegan Coleman, 2002

Most Touchdowns Rushing

Career: 58 - Kegan Coleman, 2001-04

Longest Non-Scoring Rushing Play

84 yards - Marcellous Hawkins vs. Emporia State, 2023


Longest Touchdown Run

88 yards - Henry Caldwell vs. Northwest Missouri, 1993; Rodney Harrell vs. Emporia State, 1995




Kegan Coleman

Career Rushing Yards & Most Rushing TDs



LaVance Taylor

Single-Season Rushing Yards



Lee Thompson

Career Rushing Attempts



Passing

Highest NCAA Passing Efficiency Rating (since 1988)

Game (min. 10 pass attempts): 352.90 - Cedric Case vs. Lincoln, 2022 (16-of-16, 246 yards, 6 TDs, 0 Ints)

Season (min. 150 pass attempts): 176.9 - Toby Korrodi (179-of-240, 2,066 yards, 23 TDs, 2 Ints)

Career (min. 300 pass attempts): 169.2 - Toby Korrodi, 2005-06 (390-of-565, 4863 yards, 52 TDs, 7 Ints)

Most Passes Attempted

Game: 61 - Eric Czerniewski at Southeast Baptist, 2010

Season: 670 - Eric Czerniewski, 2010

Career: 1,678 - Eric Czerniewski, 2010

Most Passes Completed

Game: 40 - Zach Zebrowski at Washburn, 2023 (40-of-48)

Season: 447 - Eric Czerniewski, 2010

Career: 1,043 - Eric Czerniewski, 2006-10

Highest Pass Completion Percentage

Game (min. 10 pass attempts): 100.0 - Toby Korrodi vs. Southwest Baptist (16-of-16); 100.0 - Cedric Case vs. Lincoln, 2022 (16-of-16)

Season (min. 150 pass attempts): 74.6 - Toby Korrodi, 2005 (179-of-240)

Career (min. 300 pass attempts): 69.0 - Toby Korrodi, 2005-06 (390-of-565)

Most Yards Passing

Game: 615 - Zach Zebrowski vs. Emporia State, 2023

Game by an Opponent: 519, Jacob Park, Missouri Southern, 2019

Season: 5,207 - Eric Czerniewski, 2010

Career: 12,847 - Eric Czerniewski, 2006-10

Most Yards Gained per Completion

Game (min. 10 completions): 27.8 - Dennis Gile vs. Emporia State, 2002 (12 completions, 333 yards)

Season (min. 100 completions): 18.2 - Brook Bolles, 2019 (235 completions, 4290 yards)

Career (min. 200 completions): 16.7 - Brook Bolles, 2015-19 (501 completions, 8364 yards)

Most Touchdown Passes

Game: 8 - Zach Zebrowski vs. Emporia State, 2023

Season: 61 - Zach Zebrowski, 2023

Career: 107 - Eric Czerniewski, 2006-10

Most Consecutive Games Throwing a Touchdown Pass

Season: 14 - Eric Czerniewski, 2010

Career: 23 - Brook Bolles, 2017-19 (final 10 games in 2017, 1 game in 2018, first 12 games of 2019)

Most Interceptions Thrown

Game: 7 - Scott Loveland vs. Missouri Southern, 1983, Jeff Phillips vs. Southeast Missouri State, 1988

Season: 22 - Jeff Phillips, 1986

Career: 58 - Scott Loveland, 1981-84

Most Games Gaining 200 or More Yards

Season: 14 - Eric Czerniewski, 2010

Career: 34 - Eric Czerniewski, 2006-10

Most Consecutive Games Gaining 200 or More Yards

Season: 14 - Eric Czerniewski, 2010

Career: 17 - Eric Czerniewski, 2006-10 (Final three games of 2009, all 14 games of 2010)

Most Games Gaining 300 or More Yards

Season: 11 - Eric Czerniewski, 2010

Career: 19 - Eric Czerniewski, 2006-10

Most Consecutive Games Gaining 300 or More Yards

Season: 8 - Zach Zebrowski, 2023

Longest Non-Scoring Pass Play

82 yards - Jimmy Sangster to Ted Maxwell vs. Washburn, 2003

Longest Touchdown Pass


99 yards - Dennis Gile to Todd Devoe vs. Minnesota-Duluth, 2001



Toby Korrodi
Pass Efficiency and
Completion Percentage



Steve Eckinger
Number Two in Yards per
Completion in a Career



Dennis Gile
Longest Touchdown Pass,
Most Yards Gained per
Completion in a game and
a season

Receiving

Most Pass Receptions

Game: 14 - Alvin Johnson vs. South Dakota, 1988; Jamorris Warren vs. Nebraska-Omaha, 2010

Season: 109 - Jamorris Warren, 2010

Career: 196 - Arkell Smith, 2019-23

Most Yards Receiving

Game: 230 - Jamar Howard at Emporia State, 2011

Game by an Opponent: 204, Jamaica Rector, Northwest Missouri State, 2001

Season: 1,458 - Jamorris Warren, 2010

Career: 2,816 - Arkell Smith, 2019-23

Most Games Gaining 100 or More Yards

Season: 8 - Jamorris Warren, 2010; Ronrei Lloyd, 2013; Shae Wyatt, 2019

Career: 12 - Todd Devoe, 2001-02; Ronrei Lloyd, 2012-13; Shae Wyatt, 2018-19

Most Consecutive Games Gaining 100 or More Yards

Season: 6 - Ronrei Lloyd, 2013 (also career record)

Highest Average per Reception

Game (min. 3 receptions): 48.3 - Kyle Echols vs. Nebraska-Kearney, 2014 (three receptions, 145 yards)

Season (min. 22 receptions): 24.08 - Vince Jordan, 1991 (24 receptions, 578 yards)

Career (min. 100 receptions): 20.52 - Todd Devoe, 2001-02 (104 receptions, 2134 yards)

Most Touchdowns Receiving

Game: 4 - Larry Shepard vs. Kearney State, 1960; Zach Davidson at Missouri Southern, 2019

Season: 20 - Jamorris Warren, 2010

Career: 34 - Arkell Smith, 2019-23

Longest Touchdown Reception

99 yards - Todd Devoe from Dennis Gile vs. Minnesota-Duluth, 2001

Most Pass Receptions by a Tight End

Game: 10 - Jim Bauwens at Indiana State, 1984

Season: 71 - DeMarco Cosby, 2010

Career: 141 - DeMarco Cosby, 2007-10

Most Yards Receiving by a Tight End

Game: 225 - Zach Davidson, at Missouri Western, 2019

Season: 970 - DeMarco Cosby, 2010

Career: 2,146 - DeMarco Cosby, 2007-10

Most Touchdown Receptions by a Tight End

Game: 4 - Zach Davidson at Missouri Southern, 2019

Season: 15, Zach Davidson, 2019

Career: 20, DeMarco Cosby, 2007-10

Most Pass Receptions by a Running Back

Game: 10 - Anthony Stewart vs. West Texas A&M, 2010

Season: 81 - Anthony Stewart, 2010

Career: 135 - Anthony Stewart, 2009-10

Most Yards Receiving by a Running Back

Game: 146 - Anthony Stewart vs. Truman State, 2009

Season: 883 - Anthony Stewart, 2010

Career: 1,597 - Anthony Stewart, 2009-10

Most Touchdown Receptions by a Running Back

Game: 2 - Pat Goodwin vs. Missouri-Rolla, 1980; Kegan Coleman at Washburn, 2001, Glenn Milner vs. Arkansas Tech and Emporia State, 2008

Season: 6 - Richard Vaden, 1982; Glenn Milner, 2008; Anthony Stewart, 2010

Career: 10 - Anthony Stewart, 2009-10



Jaylen Zachery
Career Receptions and
Receiving Yards



Todd Devoe
Career Yards per Catch and
tied for most 100-yd games



DeMarco Cosby
Receiving Yards by a Tight
End in a Season, and Career



All-Purpose Yards

Most Yards Gained

Game: 394 - LaVance Taylor vs. Emporia State, 2014 (288 rush, 8 rec., 98 kickoff return)
 Season: 2,618 - LaVance Taylor, 2014 (1,918 rush, 427 receiving, 273 kickoff return)
 Career: 6,231 - LaVance Taylor, 2011-14 (3941 rush, 1204 rec., 1086 kickoff return)

Most Yards Gained Per Game

Game (min. 6 games): 218.2 - LaVance Taylor, 2014 (2618 yards, 12 games)
 Career (min. 20 games): 152.2 - Anthony Stewart, 2009-10 (3,804 yards, 25 games)

Most Attempts

Game: 52 - Chris Brooks at Truman, 1989 (50 rushes, 2 receptions)
 Season: 295 - LaVance Taylor, 2014 (245 rushes, 38 receptions, 12 kickoff rets)
 Career: 796 - Kegan Coleman, 2001-04 (688 rushes, 64 receptions, 8 punt returns, 50 kickoff returns)

Defense

Most Passes Intercepted

Game: 3 - Walter Rhone vs. Eastern Illinois, 1972; Ron Barfield vs. Indiana State, 1989;
 Billy Jones vs. Southwest Baptist, 2002; Kendall Ricketts vs. Southwest Baptist, 2004
 Season: 11 - Greg Maack, 1982
 Career: 22 - Ron Collier, 1968-71

Most Interceptions Return Yards

Game: 81 - Brian Riley vs. Washburn, 2002 (one interception)
 Season: 191 - Greg Maack, 1982 (11 interceptions)
 Career: 246 - Robin Fisher, 1980-84 (21 interceptions)

Most Interception Returns for Touchdowns

Game: 1 - several times, most recently by Deven Smith vs. Pittsburg State, 2019
 Season: 2 - Mark Hale, 1976; Kendall Ricketts, 2004; Paul Stephens, 2010; Marlon Douglas, 2010; Zach Quines, 2013
 Career: 4 - Kendall Ricketts, 2004-2007

Longest Interception Return

81 yards - Brian Riley vs. Washburn, 2002

Tackles (since 1980)

Game: 27 - Matt Ament (LB) at Missouri Western, 1995
 Season: 142 - Lanny Curnes (LB), 1985
 Career: 344 - Kendall Ricketts (FS), 2004-2007

Tackles by a Defensive Back (since 1980)

Game: 20 - Clint Steiner (FS), vs. Washburn, 2000; Kendall Ricketts (FS) vs Pittsburg State, 2007; Randy Shepherd (FS) vs. Missouri Western, 2009
 Season: 104 - Patrick Lewis (FS), 2011
 Career: 344 - Kendall Ricketts (FS), 2004-2007

Tackles by a Defensive Lineman (since 1980)

Game: 12 - Ramond Hunter (DT) at Missouri Southern, 2014
 Season: 119 - Jeff Wright (NG), 1987
 Career: 233 - Wes Martin (DT), 1980-83

Tackles for Loss (since 1980)

Game: 7 - Robert Wallace vs. Lincoln, 1981
 Season: 23 - Kenneth Bouie, 1998
 Career: 60 - Bart Woods, 1990-93

Sacks (since 1980)

Game: 6 - Milt Sanderman at Southeast Missouri State, 1984
 Season: 14 - Milt Sanderman, 1984
 Career: 32 - Wes Martin, 1980-83

Pass Breakups

Game: 6 - Robin Fisher vs. Truman, 1983
 Season: 17 - Wryyor Noil, 2023
 Career: 33 - Monteze Latimore, 2014-17

Fumble Recoveries

Game: 2 - several times, most recently Azaiah Bello vs. Missouri Southern, 2022
 Season: 6 - Anthony Cole, 1989
 Career: 8 - Ray Lingard, 1989-92; Todd Faulkner, 1994-97



Kendall Ricketts
 Career Tackles
 Most INT returns for TD's
 Tackles in a game by a DB



Ron Collier
 Career Interceptions



Wes Martin
 Career Sacks

Punting

Most Punts

Game: 13 - Chuck Blair vs. Southeast Missouri State, 1980
 Season: 79 - Chuck Blair, 1980
 Career: 242 - Chuck Blair, 1978-81

Most Yards Punting

Game: 447 - Jason Brown at Northern Colorado, 2002 (11 punts)
 Season: 2,948 - Chuck Blair, 1980 (79 punts)
 Career: 9,135 - Bill Mullis, 1973-76 (233 punts)

Highest Punting Average

Game (min. 5 punts): 50.2 - Denny Cox vs. Missouri-Rolla, 1993 (5 punts, 251 yards)
 Season (min. 22 punts): 44.3 - Zach Davidson, 2017 (47 punts, 2,082 yards)
 Career: (min. 75 punts) 40.5 - Kenny Zordani, 2000-01 (98 punts, 3968 yards)

Most Punts Downed Inside 20 (since 1997)

Game: 7 - Matt Frankel vs. Adams State, 2005
 Season: 25, Matt Jordan, 2012
 Career: 60 - Jason Brown, 2000-04

Longest Punt


75 yards - Matt Jordan at Southwest Baptist, 2010



Chuck Blair
 Career Punts



Walter Rhone
 Most Career Kick Return
 TD and Highest Single
 Season Punt Return Avg.



Kenny Zordani
 Career Punting Average

Punt & Kickoff Returns

Most Punt Returns

Game: 9 - Jeff Horned, at Evangel, 1982
 Season: 33 - Kevin Nickerson, 2001
 Career: 113 - Kevin Nickerson, 1998-2001

Most Punt Return Yards

Game: 165 - Kevin Nickerson vs. Quincy, 2000 (3 returns)
 Season: 513 - RoShawn Marshall, 2005 (26 returns)
 Career: 1533 - Kevin Nickerson, 1998-2001 (113 returns)

Highest Punt Return Average

Game (min. 2 returns): 58.5 - Jeff Horned at Southeast Missouri, 1984 (2 for 117 yards)
 Season (min. 10 returns): 20.3 - Walter Rhone, 1972 (10 for 203 yards)
 Career (min. 30 returns): 13.7 - Jaylen Zachery, 2014-17 (47 for 645 yards)

Longest Punt Return

91 yards - Jeff Horned vs. Southeast Missouri State, 1984

Most Punt Returns for Touchdowns

Game: 2 - Kevin Nickerson vs. Quincy, 2000; RoShawn Marshall vs. Truman, 2005
 Season: 4 - RoShawn Marshall, 2005
 Career: 8 - Kevin Nickerson, 1998-2001

Most Kickoff Returns

Game: 8 - Bobby Yates vs. Pittsburg State, 1989; Devante Turner at Central Oklahoma, 2017
 Season: 42 - Bobby Yates, 1989
 Career: 82 - Bobby Yates, 1989-91

Most Kickoff Return Yards

Game: 192 - Jaylen Zachery vs. Minnesota-Duluth, 2017 (5 returns)
 Season: 871 - Bobby Yates, 1989 (42 returns)
 Career: 1976 - Kevin Nickerson, 1998-2001 (74 returns)

Highest Kickoff Return Average

Game (min. 2 returns): 68.5 - Walter Rhone vs. Illinois State, 1971 (2 for 137 yards)
 Season (min. 10 returns): 35.2 - LaVance Taylor, 2013 (13 for 458 yards)
 Career (min. 30 returns): 29.4 - LaVance Taylor, 2011-14 (37 for 1086 yards)

Longest Kickoff Return

105 yards - Bill Green vs. Northwest Missouri State, 1966

Most Kickoff Returns for TDs

Game: 1 - several times, most recently Jaylen Zachery vs. Minnesota Duluth, 12/2/17
 Season: 2 - Walter Rhone, 1971; Delanie Walker, 2004; Bobby Guillory, 2009; LaVance Taylor, 2013; Jaylen Zachery, 2016
 Career: 3 - Walter Rhone, 1969-72; Delanie Walker, 2004-05; LaVance Taylor, 2011-14; Jaylen Zachery, 2014-17

Blocked Kicks

Most Blocked Kicks

Game: 3 - Jamison Heiskell vs. Missouri-Rolla, 2003 (all punts)
 Season: 5 - Jamison Heiskell, 2003 (all punts)
 Career: 7 - Jamison Heiskell, 2003-04 (all punts)



Individual Top 10

Most Carries (Game)

- 50 - Chris Brooks at Truman (Nov 11, 1989)
- 47 - Kegan Coleman at SW Baptist (Oct 12, 2002)
- 44 - Elliott Eley at NW Missouri (Oct 31, 1987)
- 40 - Emmett Staples at NW Missouri (Nov 5, 1994)
- 39 - Jason Graham vs. Truman (Oct 7, 1999)
- 38 - Elliott Eley vs. Missouri Western (Nov 14, 1987)
- 38 - Jason Graham at NW Missouri (Nov 13, 1999)
- 37 - Glenn Milner vs. Pittsburg State (Sept 29, 2007)
- 36 - Kegan Coleman at Missouri-Rolla (Oct 9, 2004)
- 34 - LaVance Taylor at SE Missouri (Oct 11, 1986)
- 34 - Elliott Eley at Missouri-Rolla (Oct 10, 1987)
- 34 - Elliott Eley vs. SE Missouri (Oct 17, 1987)
- 34 - Elliott Eley at Lincoln (Oct 8, 1988)
- 34 - Mark Brown vs. NW Missouri (Sept 29, 1990)

Most Carries (Season)

- 312 - Elliott Eley 1987
- 263 - Jason Graham 1999
- 262 - Kegan Coleman 2002
- 259 - Elliott Eley 1988
- 245 - LaVance Taylor 2014
- 231 - Lee Thompson 2001
- 224 - Glenn Milner 2007
- 223 - Mark Brown 1990
- 217 - Henry Caldwell 1993
- 211 - Ira Clemons 1970

Most Carries (Career)

- 723 - Lee Thompson 2000-04
- 716 - Elliott Eley 1985-88
- 688 - Kegan Coleman 2001-04
- 625 - LaVance Taylor 2011-14
- 589 - Henry Caldwell 1990-93
- 522 - Ira Clemons 1969-70,72-73
- 491 - Mark Brown 1987-90
- 481 - Devante Turner 2017-Pres.
- 460 - Dane Henningsen 1974-77
- 415 - Glenn Milner 2007-08

Most Yards Rushing (Game)

- 288 - LaVance Taylor (23 carries) vs. Emporia State (Sept. 11, 2014)
- 276 - Will Caldwell (22 carries) vs. Pittsburg State (Nov. 5, 2005)
- 271 - Kegan Coleman (47 carries) at SW Baptist (Oct 12, 2002)
- 267 - Elliott Eley (34 carries) at Missouri-Rolla (Oct 10, 1987)
- 264 - LaVance Taylor (27 carries) vs. SE Oklahoma St. (Dec. 6, 2014)
- 260 - Chris Brooks (50 carries) at Truman (Nov 11, 1989)
- 233 - Kegan Coleman (33 carries) at MO Western (Sept 21, 2002)
- 233 - Jason Graham (38 carries) at NW Missouri (Nov 13, 1999)
- 227 - Mark Brown (27 carries) at Washburn (Sept 8, 1990)
- 226 - Rodney Harrell (31 carries) at Emporia State (Nov 11, 1995)



In 2014, LaVance Taylor rushed for 1,918 yards and totaled 2,618 all-purpose yards, both of which are UCM single-season records.

Most Yards Rushing (Season)

- 1,918 - LaVance Taylor (245 carries) 2014
- 1,591 - Elliott Eley (312 carries) 1987
- 1,442 - Jason Graham (263 carries) 1999
- 1,379 - Kegan Coleman (262 carries) 2002
- 1,215 - Kegan Coleman (194 carries) 2003
- 1,215 - Elliott Eley (259 carries) 1988
- 1,164 - Anthony Stewart (206 carries) 2010
- 1,150 - Henry Caldwell (217 carries) 1993
- 1,077 - Lee Thompson (231 carries) 2001
- 1,050 - Ira Clemons (211 carries) 1970

Most Yards Rushing (Career)

- 3,995 - Kegan Coleman (688 carries) 2001-04
- 3,941 - LaVance Taylor (625 carries) 2011-14
- 3,625 - Lee Thompson (723 carries) 2000-04
- 3,323 - Elliott Eley (716 carries) 1985-88
- 2,808 - Devante Turner (518 carries) 2017-21
- 2,643 - Henry Caldwell (589 carries) 1990-93
- 2,567 - Koby Wilkerson (503 carries) 2017-21
- 2,202 - Ira Clemons (522 carries) 1969-70,72-73
- 2,201 - Mark Brown (491 carries) 1987-90
- 1,956 - Glenn Milner (415 carries) 2007-08

Most Rushing Touchdowns (Game)

- 5 - Elliott Eley vs. NW Missouri (Oct 29, 1988)
- 5 - Will Caldwell vs. Pittsburg State (Nov. 5, 2005)
- 4 - Rodney Harrell at Emporia State (Nov 11, 1995)
- 4 - Kegan Coleman vs. Emporia State (Sept 28, 2002)
- 4 - Kegan Coleman at Emporia State (Nov 15, 2003)
- 4 - Kegan Coleman vs. Missouri-Rolla (Oct 18, 2003)
- 4 - Glenn Milner vs. Pittsburg State (Sept 29, 2007)
- 4 - LaVance Taylor vs. Emporia State (Sept. 11, 2014)
- 4 - Devante Turner vs. Washburn (Sept. 28, 2019)

Most Rushing Touchdowns (Season)

- 22 - Kegan Coleman 2002
- 18 - Lee Thompson 2001
- 18 - Glenn Milner 2007
- 17 - Devante Turner 2017
- 16 - Kegan Coleman 2003
- 16 - Lee Thompson 2004
- 15 - Elliott Eley 1988
- 15 - Jason Graham 1999
- 15 - Lee Thompson 2003
- 15 - Anthony Stewart 2010
- 15 - LaVance Taylor 2014

Most Rushing Touchdowns (Career)


- 58 - Kegan Coleman 2001-04
- 57 - Lee Thompson 2000-04
- 35 - LaVance Taylor 2011-14
- 35 - Devante Turner 2017-21
- 32 - Elliott Eley 1985-88
- 28 - Koby Wilkerson 2017-21
- 27 - Anthony Stewart 2009-10
- 27 - Glenn Milner 2007-08
- 27 - Henry Caldwell 1990-93
- 24 - Dane Henningsen 1974-77

Most Pass Attempts (Game)

- 61 - Eric Czerniewski at Illinois State (Sept. 2, 2010)
- 57 - Eric Czerniewski vs. Neb.-Omaha (Oct. 23, 2010)
- 56 - Zach Zebrowski vs. Neb. Kearney (Oct. 7, 2023)
- 56 - Eric Czerniewski at Fort Hays (Oct. 9, 2010)
- 56 - Eric Czerniewski vs. NW Missouri (Nov. 6, 2010)
- 56 - Bill Vining at SE Missouri (Nov. 15, 1980)
- 55 - Zach Zebrowski vs. NW Missouri (Sept. 30, 2023)
- 55 - Zach Zebrowski vs. Central Okla. (Sept. 9, 2023)
- 54 - Tommy Corwin vs NW Missouri (Oct. 8, 2011)
- 53 - Brook Bolles at Fort Hays State (Sept. 7, 2017)

Most Pass Attempts (Season)

- 670 - Eric Czerniewski 2010
- 602 - Zach Zebrowski 2023
- 479 - Tommy Corwin 2011
- 430 - Brook Bolles 2017
- 425 - Garrett Fugate 2016
- 419 - Brook Bolles 2019
- 386 - Colter Smith 2012
- 378 - Scott Loveland 1984
- 370 - Jeff Phillips 1987
- 370 - Eric Czerniewski 2009
- 370 - Hayden Hawk 2014



Scott Loveland (1981-84) holds the Mules' career record for pass attempts (1,169).

Most Pass Attempts (Career)

- 1,169 - Scott Loveland 1981-84
- 1,008 - Eric Czerniewski 2006-10
- 982 - Paul Kaiser 1993-97
- 891 - Jeff Phillips 1985-88
- 889 - Brook Bolles 2015-19
- 756 - Garrett Fugate 2013-16
- 718 - Hayden Hawk 2013-14
- 628 - Steve Eckinger 1967-70
- 602 - Zach Zebrowski 2023-pres.
- 601 - Bill Foster 1976-79
- 565 - Toby Korrodi 2005-06

Most Pass Completions (Game)

- 40 - Zach Zebrowski at Washburn (Sept. 23, 2023)
- 39 - Eric Czerniewski vs Illinois State (Sept. 2, 2010)
- 39 - Eric Czerniewski at Fort Hays State (Oct. 9, 2010)
- 38 - Zach Zebrowski vs. Neb. Kearney (Oct. 7, 2023)
- 38 - Eric Czerniewski vs Neb.-Omaha (Oct. 23, 2010)
- 37 - Eric Czerniewski at SW Baptist (Aug. 28, 2010)
- 36 - Zach Zebrowski vs. Fort Hays State (Nov. 4, 2023)
- 36 - Zach Zebrowski vs. Central Okla. (Sept. 9, 2023)
- 36 - Eric Czerniewski vs Emporia (Sept. 11, 2010)
- 35 - Eric Czerniewski vs NW Missouri (Nov. 6, 2010)
- 35 - Garrett Fugate vs. Lindenwood (Nov. 12, 2016)

Most Pass Completions (Season)

- 447 - Eric Czerniewski 2010
- 417 - Zach Zebrowski 2023
- 293 - Tommy Corwin 2011
- 271 - Garrett Fugate 2016
- 244 - Cedric Case 2022
- 243 - Colter Smith 2012
- 242 - Brook Bolles 2017
- 237 - Hayden Hawk 2013
- 235 - Brook Bolles 2019
- 230 - Eric Czerniewski 2009

Most Pass Completions (Career)

- 1,043 - Eric Czerniewski 2006-10
- 557 - Scott Loveland 1981-84
- 513 - Paul Kaiser 1993-97
- 501 - Brook Bolles 2015-19
- 496 - Jeff Phillips 1985-88
- 463 - Garrett Fugate 2013-16
- 452 - Hayden Hawk 2013-14
- 417 - Zach Zebrowski 2023-pres.
- 390 - Toby Korrodi 2005-06
- 329 - Tommy Corwin 2007-11





A rare blend of speed and power, Joe Grubb ranks second in career tackles with 333 total stops from 1989-92.

Most Passing Yards (Game)

- 615 - Zach Zebrowski vs. Emporia St. (Oct. 21, 2023)
- 506 - Brook Bolles at MWSU (Sept. 21, 2019)
- 493 - Eric Czerniewski at Illinois State (Sept 2, 2010)
- 477 - Eric Czerniewski at Abilene Christian (Nov 27, 2010)
- 467 - Zach Zebrowski vs. Henderson St. (Nov. 18, 2023)
- 464 - Brook Bolles at Nebraska-Kearney (Nov. 2, 2019)
- 459 - Zach Zebrowski vs. Fort Hays St. (Nov. 4, 2023)
- 447 - Eric Czerniewski vs. Washburn (Sept 25, 2010)
- 435 - Eric Czerniewski at SW Baptist (Aug 28, 2010)
- 434 - Zach Zebrowski vs. Neb. Kearney (Oct. 7, 2023)

Most Passing Yards (Season)

- 5,207 - Eric Czerniewski 2010
- 5,157 - Zach Zebrowski 2023
- 4,290 - Brook Bolles 2019
- 3,798 - Tommy Corwin 2011
- 3,766 - Brook Bolles 2017
- 3,655 - Garrett Fugate 2016
- 3,034 - Hayden Hawk 2013
- 3,013 - Logan Twehous 2021
- 2,938 - Eric Czerniewski 2008
- 2,854 - Jeff Phillips 1987

Most Passing Yards (Career)

- 12,847 - Eric Czerniewski 2006-10
- 8,364 - Brook Bolles 2015-19
- 7,233 - Paul Kaiser 1993-97
- 6,547 - Scott Loveland 1981-84
- 6,314 - Garrett Fugate 2013-16
- 6,294 - Jeff Phillips 1985-88
- 5,687 - Hayden Hawk 2013-14
- 5,157 - Zach Zebrowski 2023-pres.
- 4,906 - Steve Eckinger 1967-70
- 4,863 - Toby Korrodi 2005-06

Most Touchdown Passes (Game)

- 8 - Zach Zebrowski vs. Emporia St. (Oct. 21, 2023)
- 7 - Zach Zebrowski vs. Henderson St. (Nov. 18, 2023)
- 7 - Brook Bolles at Missouri Southern (Oct. 5, 2019)
- 6 - Cedric Case vs. Lincoln (Oct. 29, 2022)
- 6 - Tommy Corwin Missouri Southern (Sept. 1, 2011)
- 6 - Eric Czerniewski at Abilene Christian (Nov 27, 2010)
- 6 - Jeff Phillips vs. Lincoln (Oct 24, 1987)
- 5 - Zach Zebrowski at Harding (Nov. 25, 2023)
- 5 - Zach Zebrowski vs. Fort Hays St. (Nov. 4, 2023)
- 5 - Zach Zebrowski at Northeastern St. (Oct. 14, 2023)
- 5 - Zach Zebrowski vs. Neb. Kearney (Oct. 7, 2023)
- 5 - Zach Zebrowski at Washburn (Sept. 23, 2023)
- 5 - Zach Zebrowski vs. Central Okla. (Sept. 9, 2023)
- 5 - Zach Zebrowski at Missouri Western (Aug. 31, 2023)
- 5 - Paul Kaiser at Missouri-Rolla (Oct 21, 1995)
- 5 - Dennis Gile vs. Missouri-Rolla (Oct 3, 2002)
- 5 - Dennis Gile at Washburn (Oct 11, 2001)
- 5 - Toby Korrodi vs. Pittsburg State (Nov. 5, 2005)
- 5 - Toby Korrodi vs. SW Baptist (Oct 14, 2006)
- 5 - Eric Czerniewski two times
- 5 - Tommy Corwin at Lincoln (Oct. 29, 2011)
- 5 - Hayden Hawk vs. Lindenwood (Sept. 21, 2013)
- 5 - Brook Bolles three times, 2019
- 5 - Logan Twehous at Northeastern State (Oct. 2, 2021)

Most Touchdown Passes (Season)

- 61 - Zach Zebrowski 2023
- 46 - Eric Czerniewski 2010
- 34 - Tommy Corwin 2011
- 42 - Brook Bolles 2019
- 31 - Garrett Fugate 2016
- 29 - Toby Korrodi 2006
- 29 - Hayden Hawk 2013
- 28 - Logan Twehous 2021
- 27 - Eric Czerniewski 2008
- 24 - Paul Kaiser 1995

Most Touchdown Passes (Career)

- 107 - Eric Czerniewski 2006-10
- 68 - Brook Bolles 2015-19
- 61 - Zach Zebrowski 2023-pres.
- 58 - Paul Kaiser 1993-97
- 52 - Toby Korrodi 2005-06
- 49 - Garrett Fugate 2013-16
- 46 - Jeff Phillips 1985-88
- 46 - Hayden Hawk 2013-14
- 40 - Dennis Gile 2001-02
- 40 - Steve Eckinger 1967-70
- 37 - Tommy Corwin 2007-11

Most Pass Receptions (Game)

- 14 - Jamorris Warren vs. Neb.-Omaha (Oct. 23, 2010)
- 14 - Alvin Johnson vs. South Dakota (Sept 10, 1988)
- 13 - Xavier Jackson at Fort Hays State (Oct. 22, 2022)
- 12 - Eddie Coates vs. SW Missouri (Nov 8, 1969)
- 12 - Delanie Walker at SW Baptist (Oct 8, 2005)
- 12 - Ronrei Lloyd at Neb.-Kearney (Nov. 2, 2013)
- 11 - Arkell Smith vs. Neb. Kearney (Oct. 7, 2023)
- 11 - Arkell Smith at Missouri Western (Aug. 31, 2023)
- 11 - Jaylen Zachery vs. Lindenwood (Nov. 12, 2016)
- 11 - Jamorris Warren vs. NW Missouri (Nov 6, 2010)
- 11 - Edwin Coleman vs. Washburn (Sept 17, 1988)
- 11 - Brian Wessling vs. SW Missouri (Nov 8, 1986)
- 11 - Clark Frost at Harding (1967)

Most Pass Receptions (Season)

- 109 - Jamorris Warren 2010
- 98 - Arkell Smith 2023
- 81 - Anthony Stewart 2010
- 71 - DeMarco Cosby 2010
- 71 - Jamar Howard 2011
- 69 - Ronrei Lloyd 2013
- 67 - Jaylen Zachery 2016
- 67 - Cameron Saunders 2021
- 65 - Shae Wyatt 2019

Most Pass Receptions (Career)

- 196 - Arkell Smith 2019-23
- 175 - Jaylen Zachery 2014-17
- 145 - Alvin Johnson 1986-88
- 141 - DeMarco Cosby 2007-10
- 135 - Anthony Stewart 2009-10
- 133 - LaVance Taylor 2011-14
- 132 - David Cannon 2009-12
- 131 - Jamorris Warren 2009-10
- 131 - Ronrei Lloyd 2012-13
- 122 - Henry Mason 1974-77

Most Yards Receiving (Game)

- 230 - Jamar Howard (9 rec) at Emporia State (Sept. 17, 2011)
- 228 - Eddie Coates (10 rec) vs. Eastern Illinois (Oct 4, 1969)
- 226 - Shae Wyatt (10 rec) at Emporia State (Oct. 19, 2019)
- 225 - Zach Davidson (5 rec) at Missouri Western (Sept 21, 2019)
- 213 - Cameron Saunders (9 rec) vs. Emporia State (Oct. 9, 2021)
- 197 - Ronrei Lloyd (8 rec) vs Missouri Southern (Sept. 29, 2012)
- 188 - Ronrei Lloyd (12 rec) at Neb.-Kearney (Nov. 2, 2013)
- 185 - Jamar Howard (10 rec) Arkansas Tech (Oct. 1, 2011)
- 178 - Jamar Howard (10 rec) at Lindenwood (Nov. 5, 2011)
- 177 - Jamorris Warren (14 rec) vs. Neb.-Omaha (Oct 23, 2010)

Most Yards Receiving (Season)

- 1,458 - Jamorris Warren (109 receptions) 2010
- 1,452 - Shae Wyatt (65 receptions) 2019
- 1,438 - Cameron Saunders (67 receptions) 2021
- 1,425 - Arkell Smith (98 receptions) 2023
- 1,222 - Ronrei Lloyd (69 receptions) 2013
- 1,199 - Jamar Howard (71 receptions) 2011
- 1,089 - Todd Devoe (46 receptions) 2001
- 1,080 - Alvin Johnson (54 receptions) 1987
- 1,045 - Todd Devoe (58 receptions) 2002
- 970 - DeMarco Cosby (71 receptions) 2010
- 970 - Ronrei Lloyd (62 receptions) 2012

Most Yards Receiving (Career)

- 2,816 - Arkell Smith (196 receptions) 2019-23
- 2,811 - Jaylen Zachery (175 receptions) 2014-17
- 2,353 - Alvin Johnson (145 receptions) 1986-88
- 2,221 - Shae Wyatt (107 receptions) 2018-19
- 2,192 - Ronrei Lloyd (131 receptions) 2012-13
- 2,146 - DeMarco Cosby (141 receptions) 2007-10
- 2,134 - Todd Devoe (104 receptions) 2001-02
- 2,029 - Camerson Saunders (97 receptions) 2019-21
- 1,935 - Henry Mason (122 receptions) 1974-77
- 1,912 - Raymond Bass (110 receptions) 1971-74

Most Touchdown Receptions (Game)


- 4 - Larry Shepard vs. Kearney State (Oct 1, 1960)
- 4 - Zach Davidson at Missouri Southern (Oct. 5, 2019)
- 3 - Arkell Smith at Harding (Nov. 25, 2023)
- 3 - Arkell Smith vs. Emporia State (Oct. 21, 2023)
- 3 - Arkell Smith vs. Central Okla. (Sept. 9, 2023)
- 3 - Jamar Howard Arkansas Tech (Oct. 1, 2011)
- 3 - Jamorris Warren vs Washburn (Sept 25, 2010)
- 3 - Jamorris Warren at Abilene Christian (Nov 6, 2010)
- 3 - Todd Devoe vs. Missouri-Rolla (Oct 3, 2002)
- 3 - Todd Devoe at Washburn (Oct 11, 2001)
- 3 - Greg Schmidt vs. NW Missouri (Oct 31, 1998)
- 3 - Kevin Buss at Missouri Western (Oct 28, 1995)
- 3 - Craig Copridge vs. Lincoln (Oct 24, 1987)
- 3 - Clark Frost at Emporia State (1968)
- 3 - Kyron Parker vs. UNK (Oct. 27, 2018)
- 3 - Zach Davidson at MWSU (Sept. 21, 2019)
- 3 - Arkell Smith at Northeastern State (Oct. 2, 2021)

Most Touchdown Receptions (Season)

- 20 - Jamorris Warren 2010
- 18 - Arkell Smith 2023
- 15 - Zach Davidson 2019
- 13 - Jamar Howard 2011
- 12 - Todd Devoe 2002
- 12 - Kyron Parker 2018
- 12 - Shae Wyatt 2019
- 11 - Todd Devoe 2001
- 11 - Ronrei Lloyd 2013
- 11 - Jaylen Zachery 2016

Most Touchdown Receptions (Career)

- 34 - Arkell Smith 2019-23
- 24 - Jamorris Warren 2009-10
- 23 - Todd Devoe 2001-02
- 20 - DeMarco Cosby 2007-10



Mark Peoples was one of the best ballhawks in UCM history. He ranks seventh in career pass breakups and had eight career interceptions.



Paul Kaiser ranks third all-time for career total offense with 7,553 yards (7,233 passing and 320 rushing).

- | | | |
|-----|-----------------------|---------|
| 5. | 19 - Ronrei Lloyd | 2012-13 |
| 6. | 18 - Alvin Johnson | 1986-88 |
| | 18 - Jaylen Zachery | 2014-17 |
| | 18 - Kyrion Parker | 2017-18 |
| | 18 - Zach Davidson | 2017-19 |
| 10. | 17 - Anthony Simpson | 1994-95 |
| | 17 - Cameron Saunders | 2019-21 |

Most Total Offense Yards (Game)

- 673 - Zach Zebrowski (58 rush, 615 pass) vs. Emporia State (Oct. 21, 2023)
- 520 - Brook Bolles (14 rush, 514 pass) at Missouri Western (Sept. 21, 2019)
- 519 - Zach Zebrowski (94 rush, 425 pass) at Harding (Nov. 25, 2023)
- 503 - Zach Zebrowski (36 rush, 467 pass) vs. Henderson State (Nov. 18, 2023)
- 500 - Eric Czerniewski (7 rush, 493 pass) at Illinois State (Sept. 2, 2010)
- 495 - Zach Zebrowski (36 rush, 459 pass) vs. Fort Hays State (Nov. 4, 2023)
- 484 - Garrett Fugate (113 rush, 371 pass) at Emporia State (Sept. 10, 2015)
- 480 - Brook Bolles (10 rush, 380 pass) vs. Northeastern State (Nov. 4, 2017) at Emporia State (Sept. 10, 2015)
- 477 - Eric Czerniewski (0 rush, 477 pass) at Abilene Christian (Nov. 27, 2010)
- 473 - Brook Bolles (117 rush, 356 pass) at Washburn (Oct. 21, 2017) at Abilene Christian (Nov. 27, 2010)

Most Total Offense Yards (Season)

- 5,690 - Zach Zebrowski (533 rush, 5157 pass) 2023
- 5,203 - Eric Czerniewski (-4 rush, 5,207 pass) 2010
- 4,518 - Brook Bolles (228 rush, 4,290 pass) 2019
- 4,322 - Brook Bolles (556 rush, 4,322 pass) 2017
- 4,112 - Garrett Fugate (457 rush, 3,655 pass) 2016
- 3,985 - Tommy Corwin (187 rush, 3,798 pass) 2011
- 3,133 - Hayden Hawk (99 rush, 3,034 pass) 2013
- 3,132 - Garrett Fugate (519 rush, 2,613 pass) 2015
- 3,010 - Eric Czerniewski (72 rush, 2,938 pass) 2008
- 2,897 - Colter Smith (115 rush, 2782 pass) 2012

Most Total Offense Yards (Career)

- 12,978 - Eric Czerniewski (131 rush, 12,847 pass) 2006-10
- 9,321 - Brook Bolles (957 rush, 8,364 pass) 2015-19
- 7,553 - Paul Kaiser (320 rush, 7233 pass) 1993-97
- 7,519 - Garrett Fugate (1205 rush, 6314 pass) 2013-16
- 6,216 - Scott Loveland (-331 rush, 6547 pass) 1981-84
- 5,837 - Hayden Hawk (150 rush, 5687 pass) 2013-14
- 5,759 - Jeff Phillips (-535 rush, 6294 pass) 1985-88
- 5,690 - Zach Zebrowski (533 rush, 5157 pass) 2023-pres.
- 5,206 - Steve Eckinger (300 rush, 4906 pass) 1967-70
- 5,026 - Dennis Gile (285 rush, 4741 pass) 2001-02

Most All-Purpose Yards (Game)

- 394 - LaVance Taylor Emporia State (Sept. 11, 2014)
- 351 - LaVance Taylor vs. SE Okla. St (Dec. 6, 2014)
- 318 - Alvin Johnson at South Dakota (Sept. 12, 1986)
- 314 - Devante Turner vs. Central Oklahoma (Oct. 12, 2019)
- 304 - LaVance Taylor Central Okla. (Oct. 18, 2014)
- 296 - LaVance Taylor vs. Fort Hays St (Nov. 9, 2013)
- 296 - Jaylen Zachery at Mo. Western (Sept. 17, 2016)
- 284 - Chris Brooks at Truman (Nov 11, 1989)
- 276 - Will Caldwell vs. Pittsburg State (Nov 5, 2005)
- 275 - LaVance Taylor at Lindenwood (Sept. 15, 2012)

Most All-Purpose Yards (Season)

- | | | |
|-----|-------------------------|------|
| 1. | 2,618 - LaVance Taylor | 2014 |
| 2. | 2,197 - Anthony Stewart | 2010 |
| 3. | 1,910 - Devante Turner | 2019 |
| 4. | 1,871 - Walter Rhone | 1972 |
| 5. | 1,863 - Kegan Coleman | 2003 |
| 6. | 1,828 - Jaylen Zachery | 2016 |
| 7. | 1,767 - Alvin Johnson | 1987 |
| 8. | 1,763 - Kegan Coleman | 2002 |
| 9. | 1,607 - Anthony Stewart | 2009 |
| 10. | 1,598 - Elliott Eley | 1987 |

Most All-Purpose Yards (Career)

- 6,231 - LaVance Taylor 2011-14
- 5,939 - Kegan Coleman 2001-04
- 5,066 - Devante Turner 2017-21
- 4,892 - Kevin Nickerson 1998-01
- 4,771 - Jaylen Zachery 2014-17
- 4,177 - Lee Thompson 2000-04
- 4,109 - Koby Wilkerson 2017-21
- 4,021 - Walter Rhone 1969-72
- 3,804 - Anthony Stewart 2009-10
- 3,737 - Alvin Johnson 1986-88

Most Points Scored (Game)

- 36 - LaVance Taylor Emporia State (Sept. 11, 2014)
- 30 - Elliott Eley vs. NW Missouri (Oct 29, 1988)
- 30 - Will Caldwell vs. Pittsburg State (Nov. 5, 2005)
- 30 - Glenn Milner vs. Arkansas Tech (Sept 4, 2008)
- 24 - Larry Sheperd vs. Kearney State (Oct 1, 1960)
- 24 - Harry Lane vs. NW Missouri (1961)
- 24 - Leon Moody at Pittsburg State (Oct 23, 1993)
- 24 - Henry Caldwell vs. NW Missouri (Nov 6, 1993)
- 24 - Rodney Harrell at Emporia State (Nov 11, 1995)
- 24 - Kegan Coleman at Lincoln (Aug 31, 2002)
- 24 - Kegan Coleman vs. Emporia St (Sept 28, 2002)
- 24 - Kegan Coleman at Emporia St (Nov 15, 2003)
- 24 - Kegan Coleman vs. MO-Rolla (Oct 18, 2003)
- 24 - Glenn Milner vs. Pittsburg State (Sept 29, 2007)
- 24 - Glenn Milner vs. Mo Western (Nov 1, 2008)
- 24 - Devante Turner vs. MO-Southern (Oct. 14, 2017)
- 24 - Devante Turner vs. Washburn (Sept. 28, 2019)
- 24 - Zach Davidson at MO-Southern (Oct. 5, 2019)

Most Points Scored (Season)

- 144 - Kegan Coleman (24 TD) 2002
- 128 - Anthony Stewart (21 TD, one 2pat) 2010
- 126 - Jamorris Warren (21 TD) 2010
- 114 - Glenn Milner (19 TD) 2007
- 108 - Lee Thompson (18 TD) 2001
- 108 - Aaron Jamieson (63 PAT, 15 FG) 2010
- 108 - LaVance Taylor (18 TD) 2014
- 180 - Devante Turner (18 TD) 2017
- 104 - Lee Thompson (17 TD) 2004
- 102 - Kegan Coleman (17 TD) 2003

Most Points Scored (Career)

- 384 - Kegan Coleman (64 TD) 2001-04
- 350 - Lee Thompson (58 TD, 1 PAT) 2000-04
- 291 - Aaron Jamieson (183 PAT, 36 FG) 2009-12
- 264 - LaVance Taylor (44 TD) 2011-14
- 254 - Shane Meyer (107 PAT, 49 FG) 1995-98
- 242 - Devante Turner (44 TD) 2017-21
- 224 - Anthony Stewart (37 TD, one 2pat) 2009-10
- 223 - Phil Brandt (85 PAT, 46 FG) 1987-90
- 215 - Brandon Starks (128 PAT, 29 FG) 2002-04
- 214 - Koby Wilkerson (35 TD) 2017-21

Touchdowns Scored (Game)

- 6 - LaVance Taylor Emporia State (Sept. 11, 2014)
- 5 - Elliott Eley vs. NW Missouri (Oct 29, 1988)
- 5 - Will Caldwell vs. Pittsburg State (Nov. 5, 2005)
- 5 - Glenn Milner vs. Arkansas Tech (Sept. 4, 2008)
- 4 - Henry Caldwell vs. NW Missouri (Nov 6, 1993)
- 4 - Kegan Coleman at Lincoln (Aug 31, 2002)
- 4 - Kegan Coleman at Emporia State (Nov 15, 2003)
- 4 - Kegan Coleman vs. Missouri-Rolla (Oct 18, 2003)
- 4 - Kegan Coleman vs. Emporia State (Sept 28, 2002)
- 4 - Rodney Harrell at Emporia State (Nov 11, 1995)
- 4 - Leon Moody at Pittsburg State (Oct 23, 1993)
- 4 - Glenn Milner at Pittsburg State (Sept. 29, 2007)
- 4 - Glenn Milner vs. MO Western (Nov 1, 2008)
- 4 - Devante Turner vs. MO-Southern (Oct. 14, 2017)
- 4 - Devante Turner vs. Washburn (Sept. 28, 2019)
- 4 - Zach Davidson at MO-Southern (Oct. 5, 2019)

Touchdowns Scored (Season)

- 24 - Kegan Coleman (22 rush, 1 rev, 1 ret) 2002
- 21 - Marcellous Hawkins (18 rush, 3 rev) 2023
- 21 - Anthony Stewart (15 rush, 6 rev) 2010
- 21 - Jamorris Warren (1 rush, 20 rev) 2010
- 19 - Glenn Milner (18 rush, 1 rev) 2007
- 18 - Arkell Smith (18 rev) 2023
- 18 - Lee Thompson (18 rush) 2001
- 18 - LaVance Taylor (15 rush, 2 rev, 1 ret) 2014
- 18 - Devante Turner (17 rush, 1 rev) 2017
- 17 - Kegan Coleman (16 rush, 1 rev) 2003
- 17 - Lee Thompson (16 rush, 1 rev) 2004

Touchdowns Scored (Career)

- 64 - Kegan Coleman (58 rush, 5 rev, 1 ret) 2001-04
- 58 - Lee Thompson (57 rush, 1 rev) 2000-04
- 44 - LaVance Taylor (35 rush, 6 rev, 3 ret) 2011-14
- 40 - Devante Turner (35 rush, 4 rev, 1 ret.) 2017-21
- 37 - Anthony Stewart (27 rush, 10 rev) 2009-10
- 35 - Koby Wilkerson (28 rush, 7 rev) 2017-21
- 34 - Arkell Smith (34 rev) 2019-23
- 34 - Glenn Milner (27 rush, 7 rev) 2007-08
- 32 - Elliott Eley (32 rush) 1985-88
- 31 - Henry Caldwell (27 rush, 4 rev) 1990-93

Most Extra Points Made (Game)

- 11 - Luke Dobson vs. Emporia State (Oct. 21, 2023)
- 11 - Chris Diddle at Lincoln (Oct. 30, 2021)
- 11 - Spencer Webb vs. Pittsburg State (Nov. 5, 2005)
- 11 - Spencer Webb vs. Lincoln (Sept. 1, 2005)
- 10 - Brandon Starks vs. MO-Rolla (Oct 18, 2003)
- 10 - Spencer Webb at Lincoln (Sept 2, 2006)
- 10 - Sam Knowlton vs. Lincoln (Nov. 9, 2019)
- 9 - Luke Dobson at Northeastern State (Oct. 14, 2023)
- 9 - Brandon Starks vs. Langston (Sept 11, 2003)
- 9 - Pat Wilson at Lincoln (Aug 31, 2002)



From 2004-07, Kendall Ricketts piled up a school record 344 tackles as a free safety. He is the only three-time All-American in school history.



Most Extra Points Made (Season)

1.	67 - Luke Dobson (67-of-68)	2023
2.	63 - Aaron Jamieson (63-of-72)	2010
3.	56 - Brandon Starks (56-of-59)	2003
5.	56 - Billy Greco (56-of-59)	2016
5.	55 - Pat Wilson (55-of-61)	2001
6.	51 - Alex Langer (51-of-59)	2017
7.	50 - Will Mondragon (50-of-52)	2014
8.	49 - Sam Knowlton (49-of-51)	2019
9.	47 - Brandon Starks (47-of-49)	2004
47 - Spencer Webb (47-of-51)	2005	

Most Extra Points Made (Career)

1.	183 - Aaron Jamieson (183 of 199)	2009-12
2.	128 - Brandon Starks (128-of-133)	2002-04
3.	109 - Pat Wilson (109-of-120)	2000-02
4.	107 - Shane Meyer (107-of-118)	1995-98
5.	99 - Billy Greco (99-of-106)	2015-Pres.
6.	85 - Phil Brandt (85-of-94)	1987-90
7.	83 - Alex Langer (83-99)	2017-18
8.	73 - Spencer Webb (73-of-80)	2005-08
9.	68 - Chris Pyatt (68-of-73)	1990-93
10.	67 - Luke Dobson (67-of-68)	2023-pres.

Most Field Goals Made (Game)


1.	6 - Steve Huff vs. Southeast Missouri (Nov 2, 1985)
2.	4 - Phil Brandt at Lincoln (Sept 16, 1989)
2.	4 - Marcelo Velazquez vs Concordia-SP (Sept 8, 2007)
4 - Aaron Jamieson Central Oklahoma (Oct. 13, 2012)	
4 - Billy Greco Missouri Western (Sept. 3, 2015)	
6.	3 - 21 times, most recent Chris Diddle, vs. Central Oklahoma (Nov. 13, 2021)

Most Field Goals Made (Season)

1.	18 - Shane Meyer (18-of-25)	1997
2.	17 - Billy Greco (17-of-22)	2015
3.	15 - Aaron Jamieson (15-of-19)	2010
15 - Alex Langer (15-of-22)	2017	
5.	14 - Brandon Starks (14-of-17)	2004
14 - Steve Huff (14-of-20)	1985	
14 - Phil Brandt (14-of-20)	1989	
14 - Will Mondragon (14-of-19)	2014	
9.	13 - Steve Huff (13-of-21)	1982
13 - Pat Wilson (13-of-22)	2001	

Most Field Goals Made (Career)

1.	49 - Shane Meyer (49-of-77)	1995-98
2.	46 - Phil Brandt (46-of-66)	1987-90
3.	44 - Steve Huff (44-of-80)	1982-85
4.	36 - Aaron Jamieson (36-of-55)	2009-12
5.	29 - Brandon Starks (29-of-41)	2002-04
6.	25 - Pat Wilson (25-of-41)	2000-02
25 - Billy Greco (25-of-36)	2015-16	
25 - Alex Langer (25-of-36)	2017-18	
9.	24 - Chris Pyatt (24-of-48)	1990-93
10.	19 - Bill Mullis (19-of-39)	1973-76



With 63 PATs and 15 field goals in 2010, Aaron Jamieson set the Mules' single-season scoring record by a kicker with 108 points.

Most Points Scored - Kicking (Game)

1.	19 - Steve Huff vs. SE Missouri (Nov 2, 1985)
2.	18 - Marcelo Velazquez Concordia-SP (Sept 8, 2007)
3.	17 - Aaron Jamieson Central Okla. (Oct. 13, 2012)
4.	16 - Spencer Webb at Lincoln (Sept 2, 2006)
5.	15 - Brandon Starks vs. Langston (Sept 11, 2003)
15 - Zach Gebhardt vs. NE State (Oct. 26, 2013)	
15 - Alex Langer vs. MO Western (Sept. 15, 2018)	
7.	14 - Phil Brandt at Lincoln (Sept 16, 1989)
14 - Steve Huff vs. SE Missouri (Nov 12, 1983)	
14 - Brandon Starks vs. MO Southern (Sept 27, 2003)	
14 - Will Mondragon Washburn (Oct. 11, 2014)	
14 - Alex Langer vs. Northeastern State (Sept. 6, 2018)	

Most Points Scored - Kicking (Season)

1.	108 - Aaron Jamieson (63 PAT, 15 FG)	2010
2.	96 - Alex Langer (51 PAT, 15 FG)	2017
3.	94 - Pat Wilson (55 PAT, 13 FG)	2001
94 - Billy Greco (43 PAT, 17 FG)	2015	
5.	92 - Brandon Starks (56 PAT, 12 FG)	2003
92 - Will Mondragon (50 PAT, 14 FG)	2014	
7.	89 - Brandon Starks (47 PAT, 14 FG)	2004
8.	82 - Shane Meyer (28 PAT, 18 FG)	1997
9.	80 - Billy Greco (56 PAT, 8 FG)	2016
10.	76 - Sam Knowlton (49 PAT, 9 FH)	2019

Most Points Scored - Kicking (Career)

1.	291 - Aaron Jamieson (183 PAT, 36 FG)	2009-12
2.	254 - Shane Meyer (107 PAT, 49 FG)	1995-98
3.	223 - Phil Brandt (85 PAT, 46 FG)	1987-90
4.	215 - Brandon Starks (128 PAT, 29 FG)	2002-04
5.	201 - Steve Huff (60 PAT, 47 FG)	1982-85
6.	184 - Pat Wilson (109 PAT, 25 FG)	2000-02
7.	174 - Billy Greco (99 PAT, 25 FG)	2015-16
8.	158 - Alex Langer (83 PAT, 25 FG)	2017-18
9.	140 - Chris Pyatt (68 PAT, 24 FG)	1990-93
10.	109 - Spencer Webb (73 PAT, 12 FG)	2005-08

Highest Punting Average (Game)

(minimum 5 punts)

1.	50.2 - Denny Cox (5 for 251 yards) at Missouri-Rolla (Nov 13, 1993)
2.	50.1 - Keelan Carlock (7 for 351 yards) at Western Illinois (Sept 1, 1984)
3.	48.6 - Mike Parker (7 for 340 yards) vs. Washburn (Sept 9, 1989)
4.	47.7 - Zach Davidson (6 for 286 yards) at Fort Hays State (Sept. 7, 2017)
5.	47.4 - Cory Breden (5 for 237 yards) vs. Pittsburg State (Sept 21, 1996)
6.	47.2 - Kenny Zordani (5 for 236 yards) vs. Washburn (Sept 30, 2000)
7.	46.8 - Jason Brown (5 for 234 yards) at Northwest Missouri (Sept 20, 2003)
8.	46.7 - Zach Davidson (6 for 280 yards) at Pittsburg State (Oct. 20, 2018)
9.	46.2 - Zach Davidson (8 for 370 yards) vs. Northwest Missouri (Sept. 30, 2017)
10.	45.6 - Chuck Blair (7 for 319 yards) vs. Lincoln (Oct 31, 1981)

Highest Punting Average (Season)

1.	44.29 - Zach Davidson (47 for 2,082 yards)	2017
2.	42.76 - Zach Davidson (42 for 1,796 yards)	2018
3.	42.33 - Bill Mullis (54 for 2286)	1974
4.	42.29 - Matt Jordan (48 for 2030)	2012
5.	41.95 - Denny Cox (20 for 839 yards)	1993
6.	40.60 - Kenny Zordani (45 for 1827 yards)	2001
7.	40.40 - Kenny Zordani (53 for 2141 yards)	2000
8.	40.34 - Jordan Hofer (44 for 1775 yards)	2008
9.	40.29 - Zach Davidson (48 for 1,934 yards)	2019
10.	40.24 - Cory Breden (70 for 2817 yards)	1996

Highest Punting Average (Career)

1.	41.50 - Ethan Brown (84 for 3487 yards)	2022-pres.
2.	40.49 - Kenny Zordani (98 for 3968 yards)	2000-01
3.	40.17 - Jordan Hofer (87 for 3495 yards)	2008-09
4.	40.04 - Don Lang (103 for 4124 yards)	1966-68
5.	39.42 - Matt Jordan (148 for 5834 yards)	2009-12
6.	39.21 - Bill Mullis (233 for 9135 yards)	1973-75
7.	38.80 - Matt Frankel (120 for 4657 yards)	2004-07
8.	38.56 - Cory Breden (111 for 4280 yards)	1993-96
9.	38.41 - Jason Brown (146 for 5608 yards)	2000-04

9.	38.19 - Russ Webber (180 for 6875 yards)	1969-72
10.	38.12 - Lee DuBois (170 for 6480 yards)	1996-99

Most Punts (Game)

1.	13 - Chuck Blair at SE Missouri (Nov 15, 1980)
13 - Keelan Carlock vs. Northern Iowa (Nov 5, 1983)	
3.	12 - Greg Maack vs. SW Missouri (Oct 10, 1981)
4.	11 - Chuck Blair at Missouri-Rolla (Oct 24, 1981)
11 - Cory Breden at SW Baptist (Nov 9, 1996)	
11 - Jason Brown at No. Colorado (Nov 23, 2002)	
11 - Lee DuBois vs. Winona State (Sept 4, 1999)	
8.	10 - Chuck Blair vs. MO Southern (Sept 13, 1980)
10 - Denny Cox at SE Missouri (Nov 3, 1990)	
10 - Kenny Zordani at MO Southern (Nov 4, 2000)	

Most Punts (Season)

1.	79 - Chuck Blair	1980
2.	71 - Bill Mullis	1976
3.	70 - Cory Breden	1996
4.	66 - Keelan Carlock	1984
5.	65 - Scott Taylor	1986
65 - Russ Webber	1972	
7.	64 - Mike Parker	1989
8.	63 - Lee DuBois	1998
9.	62 - Lee DuBois	1999
10.	60 - Denny Cox	1991

Most Punts (Career)

1.	242 - Chuck Blair	1978-81
2.	233 - Bill Mullis	1973-76
3.	180 - Russ Webber	1969-72
4.	170 - Lee DuBois	1996-99
5.	161 - Keelan Carlock	1983-85
6.	157 - Scott Taylor	1985-88
7.	148 - Matt Jordan	2009-12
8.	146 - Jason Brown	2000-04
9.	137 - Zach Davidson	2017-Pres.
9.	132 - Denny Cox	1989-93

Most Punt Returns (Game)

1.	9 - Jeff Horned at Evangel (Nov 6, 1982)
2.	7 - Jeff Horned at Missouri-Rolla (Oct 22, 1983)
7 - Craig Copridge vs. MO Western (Nov 14, 1987)	
7 - Deno Hairston vs. Missouri-Rolla (Oct 31, 1992)	
7 - Matt Jacobsen vs. Dakota State (Sept. 9, 2006)	
5.	6 - Jeff Hammoms at Evangel (Nov 8, 1980)
6 - Randy Ellis at Lincoln (Nov 17, 1984)	
6 - Bobby Yates vs. Southwest Baptist (Oct 6, 1990)	
6 - Anthony Simpson vs. MO-Rolla (Nov 12, 1994)	
6 - Tory Porter at Southwest Baptist (Nov 9, 1996)	
6 - Tory Porter vs. Menlo (Sept 13, 1997)	
6 - Corey Kelly vs. Pittsburg State (Oct 18, 1997)	
6 - Kevin Nickerson vs. SW Baptist (Oct 28, 2000)	
6 - Nate Thomas vs. Missouri-Rolla (Oct 3, 2002)	
6 - Jimmy Conner vs. MO Southern (Sept 27, 2003)	
6 - RoShawn Marshall vs. MO Southern (Oct.15,2005)	

Most Punt Returns (Season)

1.	33 - Kevin Nickerson	2001
2.	32 - Bobby Yates	1990
3.	31 - Jimmy Conner	2003
31 - Adam Parks	2010	
5.	30 - Kevin Nickerson	1998
6.	29 - Bill Barber	1986
7.	28 - Craig Copridge	1987
28 - Anthony Parks	2007	
9.	27 - Kevin Nickerson	1999
27 - Jimmy Conner	2004	
27 - Adam Parks	2009	

Most Punt Returns (Career)

1.	113 - Kevin Nickerson	1998-01
2.	78 - Jaylen Zachery	2014-17
3.	75 - Adam Parks	2007-10
4.	68 - Jeff Horned	1981-84
5.	60 - Bobby Yates	1989-91
6.	58 - Jimmy Conner	2003-04
7.	40 - Tory Porter	1996-97
8.	36 - Henry Mason	1974-77
36 - Tom Jackson	1992-93	
10.	34 - William Green	1966-67



Individual Top 10

Most Punt Return Yards (Game)

- 165 - Kevin Nickerson (3 returns)
vs. Quincy (Sept 9, 2000)
- 133 - RoShawn Marshall (4 returns)
vs. Lincoln (Sept. 1, 2005)
- 127 - RoShawn Marshall (4 returns)
vs. Truman State (Sept. 17, 2005)
- 117 - Jeff Horned (2 returns)
at Southeast Missouri (Nov 3, 1984)
- 117 - RoShawn Marshall (4 returns)
at Southwest Baptist (Oct. 8, 2005)
- 116 - Tom Jackson (5 returns)
at Missouri Western (Nov 7, 1992)
- 111 - Kevin Nickerson (6 returns)
vs. Southwest Baptist (Oct 28, 2000)
- 111 - Kevin Nickerson (4 returns)
at Missouri Southern (Oct 20, 2001)
- 111 - Jimmy Conner (4 returns)
vs. Missouri-Rolla (Oct 18, 2003)
- 102 - Jeff Horned (3 returns)
vs. Missouri Southern (Sept 11, 1982)

Most Punt Return Yards (Season)

- 513 - RoShawn Marshall (26 returns) 2005
- 481 - Kevin Nickerson (33 returns) 2001
- 429 - Jimmy Conner (31 returns) 2003
- 409 - Kevin Nickerson (23 returns) 2000
- 407 - Kevin Nickerson (30 returns) 1998
- 388 - Jeff Horned (26 returns) 1982
- 375 - William Green (26 returns) 1967
- 349 - Nate Thomas (26 returns) 2002
- 324 - Jimmy Conner (27 returns) 2004
- 319 - Marlon Douglas (22 returns) 2011

Most Punt Return Yards (Career)

- 1,533 - Kevin Nickerson (113 returns) 1998-01
- 753 - Jimmy Conner (58 returns) 2003-04
- 731 - Jeff Horned (68 returns) 1981-84
- 645 - Jaylen Zachery (58 returns) 2014-17
- 631 - Adam Parks (75 returns) 2007-10
- 513 - RoShawn Marshall (26 returns) 2005
- 428 - William Green (34 returns) 1966-67
- 419 - Bobby Yates (60 returns) 1989-91
- 398 - Adam Parks (44 returns) 2007-10
- 349 - Nate Thomas (26 returns) 1999-02

Most Kickoff Returns (Game)

- 8 - Bobby Yates vs. Pittsburg State (Oct 14, 1989)
- 8 - Devante Turner at Central Oklahoma (Oct. 28, 2017)
- 7 - Bobby Yates at Southwest Baptist (Oct 7, 1989)
- 7 - Bobby Yates at Indiana State (Sept 1, 1990)
- 7 - Brett Sramek at Truman Oct 19, 1996)
- 6 - Pat Goodwin at SE Missouri (Nov 15, 1980)
- 6 - Randy Ellis vs. SW Missouri (Sept 15, 1984)
- 6 - Bobby Yates at Indiana State (Sept 14, 1991)
- 6 - Jah Seals vs. Truman Oct 14, 1995)



Bobby Yates holds the UCM kickoff return records for a game (8 vs. Pitt State in 1989), season (42 in 1989) and career (82 from 1989-91).

- 6 - Jason Shoras at Emporia State (Nov 11, 1995)
- 6 - Kevin Nickerson vs. Pittsburg State (Nov 8, 2001)
- 6 - Bobby Guillory vs. Mo. Western (Nov. 1, 2008)

Most Kickoff Returns (Season)

- 42 - Bobby Yates 1989
- 31 - Bobby Yates 1990
- 29 - Kevin Nickerson 2001
- 28 - Alvin Johnson 1987
- 26 - Jeff Horned 1983
- 26 - Bill Barber 1986
- 26 - Bobby Guillory 2008
- 26 - Devante Turner 2019
- 25 - Alvin Johnson 1988
- 23 - Jaylen Zachery 2016

Most Kickoff Returns (Career)

- 82 - Bobby Yates 1989-91
- 74 - Kevin Nickerson 1998-01
- 68 - Devante Turner 2017-21
- 53 - Jeff Horned 1981-84
- 53 - Alvin Johnson 1986-88
- 50 - Walter Rhone 1969-72
- 50 - Kegan Coleman 2001-04
- 49 - Jaylen Zachery 2014-17
- 37 - Seth Mason 2006-10
- 37 - LaVance Taylor 2011-14

Most Kickoff Return Yards (Game)

- 192 - Jaylen Zachery (5 returns)
vs. Minnesota-Duluth (Dec. 2, 2017)
- 188 - Bobby Guillory (6 returns)
vs. Missouri Western (Nov. 1, 2008)
- 176 - LaVance Taylor (3 returns)
vs. Fort Hays State (Nov. 9, 2013)
- 172 - Bobby Yates (8 returns)
vs. Pittsburg State (Oct 14, 1989)
- 165 - Jaylen Zachery (4 returns)
at Missouri Western (Sept. 17, 2016)
- 162 - LaVance Taylor (3 returns)
at Lindenwood (Sept. 15, 2012)
- 157 - Brett Sramek (7 returns)
at Truman (Oct 19, 1996)
- 154 - Bobby Yates (7 returns)
at Indiana State (Sept 1, 1990)
- 153 - Devante Turner (8 returns)
at Central Oklahoma (Oct. 28, 2017)
- 150 - Alvin Johnson (5 returns)
at South Dakota (Sept 12, 1986)

Most Kickoff Return Yards (Season)

- 871 - Bobby Yates (42 returns) 1989
- 685 - Alvin Johnson (28 returns) 1987
- 683 - Kevin Nickerson (29 returns) 2001
- 653 - Bobby Guillory (26 returns) 2008
- 632 - Bobby Yates (31 returns) 1990
- 615 - Jaylen Zachery (23 returns) 2016
- 605 - Walter Rhone (22 returns) 1972
- 587 - Bobby Guillory (21 returns) 2009
- 583 - Devante Turner (26 returns) 2019
- 574 - Chris Jackson (21 returns) 1997

Most Kickoff Return Yards (Career)

- 1,976 - Kevin Nickerson (74 returns) 1998-01
- 1,668 - Bobby Yates (82 returns) 1989-91
- 1,551 - Devante Turner (68 returns) 2017-21
- 1,336 - Walter Rhone (50 returns) 1969-72
- 1,271 - Kegan Coleman (50 returns) 2001-04
- 1,262 - Jaylen Zachery (49 returns) 2014-17
- 1,240 - Bobby Guillory (47 returns) 2008-09
- 1,207 - Alvin Johnson (53 returns) 1986-88
- 1,086 - LaVance Taylor (37 returns) 2011-14
- 1,007 - Jeff Horned (53 returns) 1981-84

Most Interceptions (Game)

- 3 - Walter Rhone at Eastern Illinois (Nov 11, 1972)
- 3 - Ron Barfield at Indiana State (Sept 2, 1989)
- 3 - Billy Jones at Southwest Baptist (Oct 12, 2002)
- 3 - Kendall Ricketts vs. SW Baptist (Sept 25, 2004)
- 2 - 41 times

Most Interceptions (Season)

- 11 - Greg Maack 1982
- 7 - Steve Oberweather 1978
- 7 - Robin Fisher 1983
- 6 - Wryyor Noil 2023
- 6 - Bill Green 1967
- 6 - Ron Collier 1969
- 6 - Ron Collier 1970
- 6 - Ron Collier 1971
- 6 - Robin Fisher 1984
- 6 - Randy Shepherd 2009

Most Interceptions (Career)

- 22 - Ron Collier 1968-71
- 21 - Robin Fisher 1980-84
- 15 - Steve Oberweather 1975-78
- 15 - Greg Maack 1981-82
- 13 - Monteze Latimore 2014-17
- 12 - Clint Steiner 1997-00
- 11 - Randy Shepherd 2006-09
- 10 - Pete Santoro 1968-71
- 10 - Brian Riley 2000-02
- 10 - Kendall Ricketts 2004-07

Most Pass Breakups (Game)

- 6 - Robin Fisher vs. Truman (Oct 15, 1983)
- 4 - Randy Green vs. Emporia State (Sept 9, 1980)
- 4 - Ken Kendall vs. Truman (Oct 15, 1983)
- 4 - Colston Weatherington at Truman (Oct 7, 2000)
- 4 - Monteze Latimore vs. Northeastern (Nov. 4, 2017)
- 4 - Diondre Glover vs. Missouri Southern (Oct. 15, 2022)
- 3 - 27 times

Most Pass Breakups (Season)

- 17 - Wryyor Noil 2023
- 16 - Monteze Latimore 2017
- 15 - Diondre Glover 2022
- 15 - Diaron Rhodes 2014
- 13 - Marlin Johnson 1996
- 11 - Marlon Douglas 2010
- 11 - Joey Robinson 2001
- 11 - John McPherson 2003
- 10 - Ken Kendall 1984
- 10 - Brian Riley 2002
- 10 - Austin Miller 2015
- 10 - Josh Terry 2017

Most Pass Breakups (Career)

- 33 - Monteze Latimore 2014-17
- 31 - Diaron Rhodes 2013-17
- 27 - Josh Terry 2017-19
- 23 - Marlin Johnson 1993-96
- 21 - Ray Lingard 1989-92
- 19 - John McPherson 2002-04
- 18 - Mark Peoples 1986-90
- 18 - Joey Robinson 2001-02
- 17 - Wryyor Noil 2023
- 17 - Ken Kendal 1983-84
- 17 - Randy Shepherd 2006-09

Most Fumble Recoveries (Game)

- 2 - Robert Wallace vs. SW Missouri (Oct 10, 1981)
- 2 - Mike Hunter vs. Washburn (Sept 17, 1988)
- 2 - Mike Hunter vs. Missouri Western (Nov 12, 1988)
- 2 - Anthony Colevs. Missouri Western (Sept 23, 1989)
- 2 - Mike Hunter vs. Southwest Baptist (Oct 7, 1989)
- 2 - Matt Player vs. Washburn (Sept 9, 1989)
- 2 - Mark Peoples vs. Lincoln (Sept 16, 1989)
- 2 - Tim Schulte vs. Missouri-Rolla (Oct 31, 1992)
- 2 - Byron Mays vs. Washburn (Sept 25, 1993)
- 2 - Byron Mays vs. Washburn (Sept 24, 1994)
- 2 - Tim Schulte at Southwest Baptist (Oct 8, 1994)
- 2 - Steve Ragusa vs. Augustana (Sept 7, 1996)
- 2 - Tory Porter vs. Missouri Southern (Sept 28, 1996)
- 2 - Tory Porter vs. Emporia State (Nov 16, 1996)
- 2 - Adrian Singletary at Fort Hays (Sept 30, 2006)
- 2 - Aziaah Bello vs. Missouri Southern (Oct. 15, 2022)





Most Fumble Recoveries (Season)

1.	6 - Dennis Bartley	1977
2.	6 - Anthony Cole	1989
3.	5 - Wesley Wise	1970
	5 - Rick Freeman	1973
	5 - Mike Hunter	1988
	5 - Tory Porter	1996
	5 - Austin Miller	2015
8.	4 - Tim Lynch	1974
	4 - Pat Luck	1976
	4 - Andrew White	1977
	4 - Robert Wallace	1981
	4 - Ken Kendall	1984
	4 - Byron Mays	1994
	4 - Randy Shepherd	2006

Most Fumble Recoveries (Career)

1.	8 - Ray Lingard	1989-92
	8 - Todd Faulkner	1994-97
3.	7 - Mike Hunter	1988-89
	7 - Chance Wistrom	1989-92
5.	6 - Byron Mays	1991-94
	6 - Anthony Cole	1988-89
	6 - Tory Porter	1996-97
	6 - Paul Glauert	1989-90
	6 - Randy Shepherd	2006-09
	6 - Austin Miller	2014-18
	6 - Kolesen Crane	2016-19

Most Tackles (Game)

1.	27 - Matt Ament (15 solo, 12 assists)	at Missouri Western (Oct 28, 1995)
2.	24 - Gary Pitts (19 solo, 5 assists)	vs. Northern Iowa (Nov 5, 1983)
3.	22 - Lanny Curnes (7 solo, 15 assists)	vs. Washburn (Sept 21, 1985)
	22 - Joe Grubb (19 solo, 3 assists)	at Pittsburg State (Nov 16, 1991)
5.	21 - Les Swift (2 solo, 19 assists)	vs. South Dakota (Sept 10, 1988)
6.	20 - Kenneth Bouie (12 solo, 8 assists)	at Missouri Southern (Oct 10, 1998)
	20 - Clint Steiner (8 solo, 12 assists)	vs. Washburn (Sept 30, 2000)
	20 - Jason Vanloo (8 solo, 12 assists)	vs. Missouri Western (Oct 2, 2004)
	20 - Kendall Ricketts (6 solo, 14 assists)	vs. Pittsburg State (Sept. 29, 2007)
	20 - Randy Shepherd (12 solo, 8 assists)	at Missouri Western (Oct. 17, 2009)
	20 - John Embrey (11 solo, 9 assists)	vs. Northwest Missouri (Nov. 10, 2018)

Most Tackles (Season)

1.	142 - Lanny Curnes (38 solo, 102 assists)	1985
2.	141 - Joe Grubb (89 solo, 52 assists)	1991
3.	133 - Gary Pitts (62 solo, 71 assists)	1983
4.	124 - Jason Vanloo (61 solo, 63 assists)	2004
5.	121 - Matt Ament (77 solo, 44 assists)	1995
6.	119 - Jeff Wright (39 solo, 80 assists)	1987
7.	110 - Lanny Curnes (31 solo, 79 assists)	1984
	110 - David Neuenschwander (63 solo, 47 assists)	1996
9.	105 - Willie Colclough (47 solo, 58 assists)	1980
	105 - Mario Graham (27 solo, 78 assists)	1985

Most Tackles (Career)

1.	344 - Kendall Ricketts (172 S, 172 A)	2004-07
2.	333 - Joe Grubb (180 solo, 153 assists)	1989-92
3.	314 - Lanny Curnes (102 solo, 212 assists)	1982-85
4.	310 - David Neuenschwander (170 solo, 140 assists)	1994-97
5.	302 - Gary Pitts (137 solo, 165 assists)	1981-84
6.	298 - Codie Bell (207 solo, 91 assists)	2017-21
7.	285 - Jason Vanloo (145 solo, 140 assists)	2002-04
8.	278 - Greg Sloan (105 solo, 173 assists)	1988-91
9.	262 - McCabe Turner (101 solo, 161 assists)	1991-94
	262 - Patrick Lewis (128 solo, 134 assists)	2009-12

Most Quarterback Sacks (Game)

1.	6 - Milt Sanderman	at SE Missouri (Nov 3, 1984)
2.	5 - Colston Weatherington	at Washburn (Sept 30, 1999)
3.	4 - Mike Armstrong	vs. Upper Iowa (Sept 2, 1994)

4 - Ariel Cowan	at NW Missouri (Sep 20, 2003)
4 - Doug Middleton	at Lincoln (Oct 30, 1982)
6.	3 - 18 times

Most Quarterback Sacks (Season)

1.	14 - Milt Sanderman	1984
2.	12 - Wes Martin	1981
	12 - Colston Weatherington	1999
4.	10 - Wes Martin	1982
	10 - Robert Wallace	1982
	10 - Chance Wistrom	1992
	10 - Ubong Udom	2019
8.	9 - Robert Wallace	1981
	9 - Wes Martin	1983
10.	8.5 - John Wood	2007

Most Quarterback Sacks (Career)

1.	32 - Wes Martin	1980-83
2.	29 - Milt Sanderman	1982-84
3.	24 - Bart Woods	1990-93
4.	21 - Doug Middleton	1980-83
5.	19 - Robert Wallace	1981-82
	19 - Chance Wistrom	1989-92
	19 - Colston Weatherington	1999-00
8.	18 - Greg Fansher	1984-86
9.	16.5 - Josh Powell	2013-16
10.	16 - Mike Armstrong	1991-94
	16 - Byron Mays	1991-94

Most Tackles for Loss (Game)

1.	7 - Robert Wallace	vs. Lincoln (Oct 31, 1981)
2.	6 - Robert Wallace	vs. Truman (Oct 16, 1982)
3.	5 - Robert Wallace	vs. SW Missouri (Oct 10, 1981)
	5 - Doug Middleton	vs. Lincoln (Oct 30, 1982)
	5 - Jeff Wright	vs. Southeast Missouri (Oct 11, 1986)
	5 - Byron Mays	vs. Northwest Missouri (Nov 6, 1983)
	5 - Matt Ament	vs. Missouri Western (Oct 28, 1995)
	5 - David Neuenschwander	vs. Emporia St (Nov 11, 1995)
	5 - Jason Floyd	vs. Missouri-Rolla (Oct 26, 1996)
	5 - Kenneth Bouie	vs. Missouri-Rolla (Sept 19, 1998)
	5 - Colston Weatherington	at Washburn (Sept 30, 1999)


Most Tackles for Loss (Season)

1.	23 - Kenneth Bouie	1998
2.	22 - Colston Weatherington	2000
3.	20 - Bart Woods	1993
	20 - Roderick Green	2003
5.	19 - Robert Wallace	1982
	19 - Bart Woods	1992
	19 - Colston Weatherington	1999
	19 - Roderick Green	2002
9.	18 - Jeff Wright	1986
10.	17 - Jeff Wright	1987

Most Tackles for Loss (Career)

1.	60 - Bart Woods	1990-93
2.	41 - Colston Weatherington	1999-00
3.	40 - Milt Sanderman *	1981-84
4.	39 - Roderick Green	2002-03
5.	36 - Kenneth Bouie	1997-98
6.	35 - Jeff Wright	1986-87
7.	32 - Jason Venckus	2012-15
8.	31 - Byron Mays	1991-94
9.	30.5 - Josh Powell	2013-16
10.	29.5 - Ramond Hunter	2010-14

* - tackles for loss not available in 1981



Ron Collier intercepted 22 passes from 1968-71, a number that still stands as the UCM record. He had six INTs three straight years, from 1969-71, and four picks in 1968.



Total Offense

Most Plays

Game: 100 - vs. Lindenwood (Nov. 12, 2016)

Season: 1,042 - 2023

Fewest Plays

Game: 38 vs. Missouri Western State College, 1996

Season: 610 - 1992

Most Yards Gained

Game: 976 - vs. Emporia State, 2023

Season: 7,721 - 2023 (2,491 rush, 5,433 pass)

Fewest Yards Gained

Game: 68 vs. Missouri Western State College, 1996

Season: 1,991 - 1981

Most Yards Gained in a Losing Effort

605 vs. Illinois State University, 2010

Fewest Yards Gained in a Winning Effort

122 vs University of Arkansas-Monticello, 1980

Most Fumbles

Game: 10 - vs. Northwest Missouri State University, 1969; vs. Lincoln University, 1982

Season: 36 - 1969

Longest Scoring Drive

99 yards - several times, most recently vs. SE Oklahoma State (Dec. 6, 2014)

Scoring

Most Touchdowns

Game: 12 (6 rushing, 5 passing, 1 int return) - vs. Pittsburg State University, 2005

12 (7 rushing, 2 passing, 1 kickoff ret., 1 punt ret., 1 fumble rec.) vs. Lincoln, 2005

Season: 89 (27 rushing, 62 passing) - 2023

Most Points

In a Half (since 1980): 69 vs. Lincoln, 2005

Game: 127 - vs. Kemper Military Academy, 1912

Season: 642 - 2023

Most Points Per Game

Season: 49.4 - 2023

Least Points

Game: 0 several times - latest vs. Missouri Southern State University, 1991

Season: 5 - 1897

Fewest Points Per Game

Season: 10.4 - 1985

Most Points Allowed

Game: 89 - vs. Haskell Indian School, 1923

Season: 390 - 2010 (14 games)

Fewest Points Allowed

Game: 0 many times - latest at Lindenwood, 2015

Season: 0 - 1910

Most Points Scored in a Losing Effort

54 vs. Illinois State University (55), 2010

Most Points Scored, Both Teams

113 (UCM 71, Missouri Southern 42) - 2019

Most Points After Touchdown by Kicking

Game: 11 vs. Pittsburg State, 2005; vs. Lincoln, 2005; vs. Emporia St., 2023

Season: 67 - 2023

Most Two-Point Attempts Made

Game: 2 many times - latest vs. Southwestern College, 1996

Season: 7 - 1986

Most Field Goals Made

Game: 6 vs. Southeast Missouri State University, 1985

Season: 18 - 1997

Most Defensive Extra-Point Opportunities (since 1988)

Game: 1 - vs. Pittsburg State University, 2004

Season: 1 - 2004

Most Safeties Scored

Season: 5 - 1999 and 2003

Rushing

Most Rushing Plays

Game: 74 - vs. Emporia State University, 1969

Season: 545 - 1974

Fewest Rushing Plays

Game: 12 vs. Missouri Western, 1995; vs. Northwest Missouri, 2006

Season: 288 - 2012

Most Yards Rushing

In a Half: 240 (first half, finished game with 309) vs. Washburn University, 2004

Game: 428 - vs. Pittsburg State University, 2005

Season: 2,653 - 2014

Most Yards Rushing per Game

Season: 221.1 (2653 yards, 12 games) - 2014

Highest Average Gain per Rush

Game: 9.6 (42 carries, 405 yards) - at Northeastern State - 2014

Season: 5.54 (479 carries, 2653 yards) - 2014

Fewest Yards Rushing

Game: -48 vs. University of Northern Iowa, 1984

Season: 511 - 1981

Most Yards Rushing in a Losing Effort

328 vs. University of Missouri-Rolla, 2004

Fewest Yards Rushing in a Winning Effort

22 vs. University of Missouri-Rolla, 1984

Most Touchdowns Rushing

Game: 8 - vs. Emporia State University, 1969

Season: 37 - 2017

Passing

Most Pass Attempts

Game: 62 - vs. Illinois State University, 2010

Season: 678 - 2010

Fewest Passing Attempts

Game: 2 vs. Washburn University, 1998

Season: 151 - 1999

Most Pass Completions

Game: 42 - at Washburn, 2023

Season: 451 - 2010

Fewest Pass Completions

Game: 0 vs. Washburn University, 1998

Season: 77 - 1999

Highest Pass Completion Percentage

Game (Min. 20 attempts): 82.1 (23-of-28) vs. Pittsburg State, 2005

Season (Min. 200 attempts): 71.3 (196-of-275) - 2005

Most Yards Passing

Game: 659 - vs. Emporia State, 2023

Season: 5,433 - 2023

Most Yards Passing per Game

Season: 417.9 (5,433 yards, 13 games) - 2023

Fewest Yards Passing

Game: 0 vs. Washburn University, 1998

Season: 1,013 - 1999

Highest Average Gain per Completion

Game (Min. 10 completions): 27.8 yards (12 completions, 333 yards) - vs.

Emporia State University, 2002

Season (Min. 100 completions): 18.07 yards (249 completions, 4500 yards) - 2019

Most Interceptions Thrown

Game: 8 - vs. Southeast Missouri State University, 1988

Season: 27 - 1978, 1986

Most Touchdown Passes

Game: 8 - vs. Emporia State, 2023

Season: 62 - 2023

Highest NCAA Passing Efficiency Rating (since 1988)

Season: 168.4 (439-of-606, 5,433 yards, 6 interceptions, 62 touchdowns) - 2023

First Downs

Most Total First Downs

Game: 39 (12 rushing, 23 passing, 4 by penalty) vs. Emporia State, 2023;

39 at Lincoln (19 rushing, 20 passing), 2023

Season: 398 (125 rushing, 238 passing, 35 by penalty) - 2023





Punting

Most Punts

Game: 13 vs. Southeast Missouri State University, 1980; Southwest Missouri State University, 1981; vs. University of Northern Iowa, 1983
Season: 82 - 1980

Fewest Punts

Game: 0 vs. Washburn University, 2001; vs. Southwest Baptist, 2006; vs. Missouri S&T, 2009; vs. Missouri Southern, 2017
Season: 38 - 2006

Highest Average per Punt

Game (Min 5 punts): 50.2 (5 punts, 251 yards) at University of Missouri-Rolla, 1993
Season (Min. 40 punts): 43.1 (49 punts, 2,111 yards) - 2017

Punt Returns

Most Punt Returns

Game: 11 - at University of Missouri-Rolla, 1983
Season: 48 - 1982

Most Yards on Punt Returns

Game: 178 - vs. Missouri Southern State University, 1982 (6 returns)
Season: 634 - 1982 (48 returns)

Highest Average Gain per Return

Game (Min 3 returns): 55.0 yards (3 returns, 165 yards) - vs. Quincy, 2000
Season (Min. 30 returns): 14.8 yards (36 returns, 533 yards) - 2001

Most Punt Returns for Touchdowns

Game: 2 - vs. Truman State, 2005
Season: 4 - 2000 (three returns, one off a blocked punt); 2005 (all returns)

Kickoff Returns

Most Kickoff Returns

Game: 9 - vs. Pittsburg State, 1989; at Emporia State, 1995; at Northwest Missouri State, 1995; vs. Northwest Missouri State, 2000; at Illinois State, 2010; at Central Oklahoma, 2017
Season: 55 - 2001

Most Yards on Kickoff Returns

Game: 257 - Fort Hays State, 2013 (5 returns)
Season: 1246 - 2001 (48 returns)

Highest Average Gain per Return

Game (Min 3 returns): 48.3 yards (3 returns, 145 yards) - vs. Arkansas Tech, 2008
Season (Min. 30 returns): 27.1 yards (31 returns, 839 yards) - 2013

Most Kickoff Returns for Touchdowns

Game: 1 - several times: last at vs. Minnesota-Duluth, 12/2/17
Season: 2 - 2004; 2009; 2013; 2016

Penalties

Most Penalties

Game: 19 - vs. Quincy University, 1999
Season: 118 - 2002

Most Yards Penalized

Game: 185 - vs. Eastern Illinois University, 1969
Season: 1,132 - 2002

Fumbles

Most Fumbles

Game: 7 vs. Henderson State University, 1985; vs. Southwest Baptist University, 2002
Season: 33 - 1999

Most Fumbles Lost

Game: 5 vs. Washburn University, 1990
Season: 18 - 1996

Fewest Fumbles Lost

Season: 4 - 1986

Turnovers (Giveaways)

Most Turnovers

Game: 9 (1 fumble, 8 interceptions) vs. Southeast Missouri State University, 1988
Season: 34 - 1986 (8 fumbles, 26 interceptions); 1989 (12 fumbles, 22 interceptions)

Fewest Turnovers

Season: 14 - 2008 (8 fumbles, 6 interceptions); 2013 (8 fumbles, 6 interceptions)

Defense

Total Defense

Game: (low) 20 yards - vs. Lincoln University, 1981
(most) 702 yards - by Pittsburg State University, 1989
Season: (per game average) 207.6 - 1981

Rushing Defense

Game: (low) minus 67 yards - vs. Lincoln University, 1982
(most) 689 yards - vs. Haskell Institute, 1923
Season: (per game average) 88.3 - 1982

Pass Defense

Game: (low) 0 yards - vs. North Alabama, 1992
(most) 519 yards - at Missouri Southern, 2019
Season: (per game average) 90.6 - 1965

Scoring Defense

Game: (low) 0 - several times - latest at Lindenwood, 2015
(most) 89 vs. Haskell Indian School, 1923
Season: (low, overall) 0.0 points per game (0 points in 7 games) - 1910
(low since 1966) 10.2 points per game (102 points in 10 games) - 1981
(most, overall) 33.6 points per game (235 points in 7 games) - 1942
(most since 1966) 26.9 points per game (349 points in 13 games) - 2023

Quarterback Sacks

Game: 8 - vs. Lincoln University, 1981; vs. Southwest Baptist University, 1987; at Washburn University, 1999
Season: 39 - 2019

Most Turnovers Forced

Game: 9 (4 fumbles, 5 interceptions) vs. Evangel University, 1982
Season: 40 - 1981 (18 fumbles, 22 interceptions), 1983 (16 fumbles, 24 interceptions), 1989 (29 fumbles, 11 interceptions)

Fewest Turnovers Forced

Season: 13 (6 fumbles, 7 interceptions) - 2013

Most Fumble Recoveries

Game: 3 - at Southwest Baptist, 1994; vs. Missouri Western, 2017
Season: 29 - 1989

Most Passes Intercepted

Game: 7 - vs. Harding University, 1968; vs. Evangel University, 1981
Season: 26 - 1970

Most Interception Returns for Touchdowns

Game: 2 - at Northeastern State, 11/5/16
Season: 5 - 2016



Ira Clemons ranks seventh in school history in rushing yards.

Rushing Yards (Game)

- 428 (46 carries) vs. Pittsburg State Nov. 5, 2005
- 420 (74 carries) vs. Emporia State Sept. 27, 1969
- 405 (42 carries) at Northeastern State Oct. 25, 2014
- 401 (50 carries) vs. Missouri-Rolla Oct. 18, 2003
- 393 (52 carries) at Missouri-Rolla Sept. 20, 1997
- 390 (64 carries) vs. Missouri-Rolla Oct. 27, 1990
- 388 (56 carries) vs. Missouri-Rolla Oct. 16, 1999
- 377 (44 carries) vs. Missouri Southern Oct. 14, 2017
- 374 (50 carries) vs. Northeastern State Oct. 26, 2013
- 372 (50 carries) at Truman Oct. 16, 2004
- 372 (46 carries) vs. Lincoln Sept. 1, 2005

Rushing Yards (Season)

- 2,653 (479 carries) 2014
- 2,617 (540 carries) 2019
- 2,473 (488 carries) 2017
- 2,417 (537 carries) 1999
- 2,364 (483 carries) 2004
- 2,288 (396 carries) 2023
- 2,259 (461 carries) 2003
- 2,197 (445 carries) 2002
- 2,170 (485 carries) 1997
- 2,111 (496 carries) 2015

Rushing Touchdowns (Game)

- 8 vs. Emporia State Sept. 27, 1969
- 7 at Quincy University Aug. 28, 1999
- 7 vs. Missouri-Rolla Oct. 18, 2003
- 7 vs. Lincoln Sept. 1, 2005
- 7 vs. Missouri Southern Oct. 14, 2017
- 6 vs. Lincoln Oct. 29, 1983
- 6 vs. Southwest Baptist Oct. 9, 1993
- 6 vs. Southwestern Sept. 12, 1996
- 6 at Southwest Baptist Oct. 4, 1997
- 6 vs. Missouri-Rolla Oct. 16, 1999
- 6 vs. Quincy (Ill.) Sept. 9, 2000
- 6 at Lincoln Aug. 31, 2002
- 6 vs. Pittsburg State Nov. 5, 2005
- 6 at Northeastern State Oct. 25, 2014
- 6 vs. Washburn Sept. 28, 2019

Rushing Touchdowns (Season)

- 37 2017
- 36 2003
- 35 2004
- 32 2001
- 31 2002
- 31 2014
- 31 2019
- 30 1999
- 30 2007
- 27 2023

Pass Attempts (Game)

- 62 at Illinois State Sept. 2, 2010
- 59 vs. Nebraska-Omaha Oct. 23, 2010
- 57 at Fort Hays State Oct. 9, 2010
- 56 vs. Nebraska Kearney Oct. 7, 2023
- 56 vs. Northwest Missouri Nov. 6, 2010
- 56 at Southeast Missouri State Nov. 15, 1980
- 55 vs. Northwest Missouri Sept. 30, 2023
- 55 vs. Central Okla. Sept. 9, 2023
- 54 vs Northwest Missouri Oct. 8, 2011
- 53 vs. Emporia State Oct. 21, 2023
- 53 at Washburn Sept. 26, 2009
- 53 at Fort Hays State Sept. 7, 2017

Pass Attempts (Season)

- 678 (451 completions) 2010
- 646 (439 completions) 2023
- 495 (300 completions) 2011
- 446 (279 completions) 2016
- 445 (249 completions) 2019
- 436 (247 completions) 2017
- 414 (261 completions) 2012
- 413 (253 completions) 2021
- 403 (248 completions) 2009
- 400 (218 completions) 1984

Pass Completions (Game)

- 42 at Washburn Sept. 23, 2023
- 40 at Southwest Baptist Aug. 28, 2010
- 40 at Illinois State Sept. 2, 2010
- 39 at Fort Hays State Oct. 9, 2010
- 38 vs. Nebraska Kearney Oct. 7, 2023
- 38 vs. Nebraska-Omaha Oct. 23, 2010
- 36 vs. Fort Hays State Nov. 4, 2023
- 36 vs. Central Okla. Sept. 9, 2023
- 36 vs. Emporia State Sept. 11, 2010
- 36 vs. Lindenwood Nov. 12, 2016

Pass Completions (Season)

- 451 (5,311 yards) 2010
- 439 (5,433 yards) 2023
- 300 (3,858 yards) 2011
- 279 (3,730 yards) 2016
- 261 (2,913 yards) 2012
- 253 (3,668 yards) 2021
- 249 (4,500 yards) 2019
- 248 (3,060 yards) 2009
- 247 (3,156 yards) 2013
- 247 (3,820 yards) 2017

Passing Yards (Game)

- 659 vs. Emporia State Oct. 21, 2023
- 547 at Illinois State Sept. 2, 2010
- 534 at Missouri Southern Sept. 21, 2019
- 492 at Missouri Western Aug. 31, 2023
- 485 at Southwest Baptist Aug. 28, 2010
- 477 at Abilene Christian Nov. 27, 2010
- 467 vs. Henderson State Nov. 18, 2023
- 464 at Nebraska-Kearney Nov. 2, 2019
- 447 vs. Washburn Sept. 25, 2010
- 435 vs. Missouri Western Sept. 15, 2018

Passing Yards (Season)

- 5,433 (439 completions) 2023
- 5,311 (451 completions) 2010
- 4,500 (249 completions) 2019
- 3,858 (300 completions) 2011
- 3,820 (247 completions) 2017
- 3,730 (279 completions) 2016
- 3,668 (253 completions) 2021
- 3,202 (207 completions) 2018
- 3,156 (247 completions) 2013
- 3,060 (248 completions) 2009
- 3,060 (229 completions) 2015

Passing Touchdowns (Game)

- 8 vs. Emporia State Oct. 21, 2023
- 7 vs. Henderson State Nov. 18, 2023
- 7 vs. Missouri Southern Oct. 5, 2019
- 6 vs. Lincoln Oct. 29, 2022
- 6 vs. Missouri Southern Sept. 1, 2011
- 6 at Illinois State Sept. 2, 2010
- 6 vs. Abilene Christian Nov. 27, 2010
- 6 vs. Washburn Oct. 19, 2002
- 6 vs. Lincoln Oct. 24, 1987
- 5, 21 times Nov. 25, 2023
last time: at Harding

Passing Touchdowns (Season)

- 62 2023
- 47 2010
- 44 2019
- 34 2011
- 32 2016
- 32 2021
- 31 2006
- 29 2013
- 28 2008
- 27 2002
- 27 2018

Total Offensive Plays (Game)

- 100 (50 rush, 50 pass) vs. Lindenwood Nov. 12, 2016
- 96 (51 rush, 45 pass) at Lindenwood Oct. 31, 2015
- 94 (54 rush, 42 pass) at Central Arkansas Sept. 16, 1978
- 93 (38 rush, 55 pass) vs. NW Missouri Sept. 30, 2023
- 93 (60 rush, 33 pass) vs. Missouri Southern Oct. 3, 2015



From 1971-74, Raymond Bass caught 110 passes for 1,912 yards and 15 touchdowns, number that placed him in the top five in school history in each category at that time.



In 1980 Bill Vining set the then school single-game record with 56 pass attempts vs. Southeast Missouri.



93 (52 rush, 41 pass) at Missouri Southern	Oct. 15, 2016
7. 92 (41 rush, 51 pass) at Northeastern State	Oct. 14, 2023
8. 91 (42 rush, 49 pass) at Lincoln	Nov. 11, 2023
9. 90 (51 rush, 39 pass) at Missouri Southern	Oct. 5, 2019
10. 89 (36 rush, 53 pass) vs. Emporia State	Oct. 21, 2023
89 (41 rush, 48 pass) at Missouri Western	Aug. 31, 2023
89 (50 rush, 39 pass) vs. Fort Hays State	Sept. 8, 2016
89 (53 rush, 36 pass) at Washburn	Oct. 21, 2017
89 (43 rush, 46 pass) at Fort Hays State	Aug. 30, 2018

Total Offensive Plays (Season)

1. 1,042 (396 rush, 646 pass)	2023
2. 1,021 (343 rush, 678 pass)	2010
3. 985 (540 rush, 445 pass)	2019
4. 924 (488 rush, 436 pass)	2017
5. 909 (463 rush, 446 pass)	2016
6. 888 (496 rush, 392 pass)	2015
7. 858 (479 rush, 379 pass)	2014
8. 840 (345 rush, 495 pass)	2011
9. 825 (430 rush, 395 pass)	2018
10. 807 (409 rush, 398 pass)	1986

Total Offense Yards (Game)

1. 976 (317 rush, 659 pass) vs. Emporia St.	Oct. 21, 2023
2. 790 (359 rush, 431 pass) vs. Lincoln	Nov. 9, 2019
3. 745 (370 rush, 375 pass) at Lincoln	Nov. 11, 2023
4. 731 (163 rush, 435 pass) vs. Mo. Southern	Sept. 15, 2018
5. 726 (377 rush, 349 pass) vs. Mo. Southern	Oct. 14, 2017
6. 720 (340 rush, 380 pass) vs. Northeastern St.	Nov. 11, 2017
7. 705 (335 rush, 370 pass) vs. Mo. Southern	Oct. 3, 2015
8. 704 (428 rush, 276 pass) vs. Pittsburg State	Nov. 5, 2005
9. 702 (168 rush, 534 pass) at Mo. Western	Sept. 21, 2019
10. 687 (266 rush, 421 pass) at Mo. Southern	Oct. 5, 2019

Total Offense Yards (Season)

1. 7,721 (2,491 rush, 5,433 pass)	2023
2. 7,117 (2,617 rush, 4,500 pass)	2019
3. 6,695 (1,384 rush, 5,311 pass)	2010
4. 6,293 (2,473 rush, 3,820 pass)	2017
5. 5,646 (1,916 rush, 3,730 pass)	2016
6. 5,352 (2,653 rush, 2,699 pass)	2014
7. 5,343 (1,485 rush, 3,858 pass)	2011
8. 5,171 (2,111 rush, 3,060 pass)	2015
9. 5,128 (1,926 rush, 3,202 pass)	2018
10. 4,909 (2,197 rush, 2,712 pass)	2002

All-Purpose Yards (Game)

1. 1,001 vs. Emporia State	Oct. 21, 2023
2. 932 at Missouri Southern	Oct. 5, 2019
3. 873 vs. Missouri Southern	Sept. 29, 2018
4. 861 vs. Pittsburg State	Nov. 5, 2005
5. 830 at Illinois State	Sept. 2, 2010
6. 823 at Missouri Western	Sept. 21, 2019
7. 821 vs. Northeastern State	Nov. 4, 2017
8. 817 vs. Lincoln	Nov. 9, 2019
9. 813 at Northeastern State	Oct. 14, 2023
10. 811 vs. Northeastern State	Oct. 24, 2015

All-Purpose Yards (Season)

1. 8,369	2019
2. 8,286	2023
3. 8,237	2010
4. 7,527	2017
5. 7,276	2016
6. 6,959	2001
7. 6,770	2014
8. 6,650	2011
9. 6,308	2002
10. 6,256	2015

Points Scored (Game)

1. 83 vs. Pittsburg State	Nov. 5, 2005
83 vs. Lincoln	Sept. 1, 2005
3. 78 vs. Lincoln	Sept. 2, 2006
4. 77 vs. Emporia State	Oct. 21, 2023
77 at Lincoln	Oct. 30, 2021
6. 75 vs. Quincy	Sept. 9, 2000
75 vs. Langston	Sept. 11, 2003
8. 73 vs. Missouri-Rolla	Oct. 18, 2003
73 vs. Lincoln	Nov. 9, 2019
10. 72 vs. Sterling	Sept. 14, 2002

Points Scored (Season)

1. 642 (89 TD, 83 PAT, 7 FG, 1 SAF)	2023
2. 582 (78 TD, 68 PAT, 14 FG, 1 CONV, 1 SAF)	2019
3. 562 (75 TD, 63 PAT, 15 FG)	2010
4. 486 (64 TD, 51 PAT, 15 FG, 2 CONV, 1 SAF)	2017
5. 462 (61 TD, 55 PAT, 13 FG)	2001
6. 459 (64 TD, 59 PAT, 5 FG)	2002
7. 456 (59 TD, 56 PAT, 12 FG)	2003
8. 448 (61 TD, 56 PAT, 8 FG)	2016
9. 428 (55 TD, 50 PAT, 14 FG, 3 CONV)	2014
10. 405 (51 TD, 48 PAT, 14 FG)	2004

Touchdowns Scored (Game)

1. 16 vs. Emporia State	Oct. 21, 2023
2. 14 vs. Henderson State	Nov. 18, 2023
3. 12 vs. Lincoln	Sept. 1, 2005
12 vs. Pittsburg State	Nov. 5, 2005
5. 11 at Lincoln	Oct. 30, 2021
11 vs. Quincy	Sept. 9, 2000
7. 10, 13 times, last at Harding	Nov. 23, 2023

Touchdowns Scored (Season)


1. 89 (27 rush, 62 recv)	2023
2. 78 (31 rush, 44 recv, 3 ret)	2019
3. 75 (23 rush, 47 recv, 5 ret)	2010
4. 64 (31 rush, 27 recv, 6 ret)	2002
64 (37 rush, 23 pass, 4 ret)	2017
6. 61 (32 rush, 23 recv, 6 ret)	2001
61 (21 rush, 32 recv, 8 ret)	2016
8. 59 (36 rush, 18 recv, 5 ret)	2003
9. 56 (23 rush, 25 recv, 7 ret)	2005
10. 55 (31 rush, 17 recv, 7 ret)	2014

Punt Returns (Game)


1. 11 at Missouri-Rolla	Oct. 22, 1983
2. 10 at Lincoln	Sept. 2, 2006
3. 9 at Evangel	Nov. 6, 1982
4. 8 vs. Missouri-Rolla	Oct. 23, 1982
8 vs. Southeast Missouri State	Nov. 12, 1983
8 vs. Winona State	Sept. 4, 1999
8 vs. Sterling	Sept. 14, 2002
8 vs. Adams State	Aug. 25, 2005
9. 7 vs. Missouri Western	Nov. 14, 1987
7 vs. Missouri-Rolla	Oct. 31, 1992
7 vs. Menlo	Sept. 13, 1997
7 vs. Dakota State	Sept. 9, 2006

Punt Returns (Season)


1. 48 (634 yards)	1982
2. 44 (393 yards)	1983
3. 39 (563 yards)	2003
4. 38 (332 yards)	1999
38 (607 yards)	2005
6. 36 (364 yards)	1984
36 (533 yards)	2001
8. 34 (243 yards)	1990
34 (280 yards)	2007



Dennis Gile (2001-02) ranks ninth in Mules football history in total offense (5,026). He led UCM to a pair of postseason berths.




Henry Caldwell ranks fifth in school history in rushing (2,643 yards). In 1993 he led the MIAA in rushing, all-purpose yards, and scoring.



A solid all-around performer, Richard Vaden is tied for the UCM record for single-season TD receptions (6) by a running back.



Kickoff Returns (Game)



Jeff Horned led the Mules in punt returns from 1982-84. He holds the UCM record with a 91-yard return vs. Southeast Missouri.

1.	9	vs. Pittsburg State	Oct. 14, 1989
		9 at Emporia State	Nov. 11, 1995
		9 at Northwest Missouri State	Nov. 13, 1995
		9 vs. Northwest Missouri State	Nov. 11, 2000
		9 vs. Missouri Western	Nov. 1, 2008
		9 at Northwest Missouri State	Nov. 7, 2009
		9 at Illinois State	Sept. 2, 2011
		9 at Central Oklahoma	Oct. 28, 2017
9.		8 at Emporia State	Oct. 25, 1997
		8 vs. Emporia State	Oct. 24, 1998
		8 vs. Missouri Western	Oct. 2, 2004
		8 at Pittsburg State	Oct. 30, 2004
		8 at Southwest Baptist	Oct. 7, 1989
		8 vs. Missouri Western	Sept. 16, 2017

Kickoff Returns (Season)

1.	55 (1,246 yards)	2001
2.	51 (1,157 yards)	2008
3.	49 (973 yards)	2010
4.	48 (981 yards)	2011
	48 (1,019 yards)	2004
	48 (971 yards)	1989
7.	47 (1019 yard)	2017
8.	46 (1,044 yards)	2009
9.	45 (878 yards)	1996
	45 (976 yards)	1997
	45 (981 yards)	2016

Interceptions (Game)

1.	7 vs. Harding	Oct. 12, 1968
	7 vs. Evangel	Nov. 7, 1981
2.	6 vs. Evangel	Nov. 7, 1981
3.	5 at Evangel	Nov. 6, 1982
	5 vs. Lincoln	Oct. 29, 1983
	5 at Indiana State	Sept. 2, 1989
	5 at Southwest Baptist	Oct. 12, 2002
6.	4, 17 times	

Interceptions (Season)


1.	26	1970
2.	25	1981
3.	24	1978
	24	1983
	24	2014
6.	23	2001
7.	22	1968
8.	21	1982
	21	2007
10.	20	1975 & 1984

Quarterback Sacks (Game)

1.	8 vs. Lincoln	Oct. 31, 1981
	8 vs. Southwest Baptist	Oct. 3, 1987
	8 at Washburn.	Sept. 30, 1999
4.	7 vs. Truman	Oct. 18, 1980
	7 vs. Northwest Missouri State	Oct. 2, 1982
	7 vs. Southeast Missouri State	Nov. 12, 1983
	7 at Southeast Missouri State	Nov. 3, 1984
	7 at Lincoln	Nov. 17, 1984
	7 vs. Washburn	Sept. 9, 1989
	7 vs. Upper Iowa	Sept. 2, 1994
	7 vs. Missouri-Rolla	Oct. 26, 1996
	7 vs. Southwest Baptist	Oct. 27, 2007
	7 vs. Northeastern State	Oct. 26, 2013
	7 vs. Lindenwood	Nov. 12, 2016
	7 vs. Washburn	Sept. 28, 2019
	7 vs. Central Oklahoma	Oct. 12, 2019

Quarterback Sacks (Season)

1.	39.0	1992
	39.0	2019
3.	38.0	1982
4.	34.0	1986
	34.0	2007
6.	32.0	2002
7.	31.0	2016
8.	30.0	1993
	30.0	2011
	30.0	2014




Jeff Wright had 119 tackles in 1987, a record for Central Missouri defensive linemen.



Annual Statistical Leaders

(from 1966 when complete and accurate records became available, unless otherwise noted; 2020 season was not played due to COVID-19 pandemic)

Passing	COMP-ATT	YDS	INT	TD
1966 John Repp	74-157	956	9	6
1967 Ken Brumley	59-122	732	3	2
1968 Steve Eckinger	76-142	1,310	na	12
1969 Steve Eckinger	89-188	1,537	4	14
1970 Steve Eckinger	164-367	1,853	21	15
1971 Don Howard	26-81	348	7	4
1972 Steve Howard	80-162	1,247	13	6
1973 Ray Miller	48-108	722	5	3
1974 Steve Howard	44-120	878	9	7
1975 Ray Miller	61-138	1,037	11	8
1976 Bob Moreno	36-94	803	8	6
1977 Bill Foster	91-204	1,314	19	5
1978 Bill Foster	116-247	1,471	21	8
1979 Bill Foster	62-147	843	14	3
1980 Bill Vining	147-264	1,761	10	16
1981 Scott Loveland	86-183	984	6	7
1982 Scott Loveland	132-280	1,690	11	9
1983 Scott Loveland	135-328	1,701	21	9
1984 Scott Loveland	204-378	2,172	20	7
1985 Calvin Johnson	52-143	678	2	1
1986 Jeff Phillips	203-354	2,493	22	23
1987 Jeff Phillips	204-370	2,854	16	19
1988 Jeff Phillips	89-168	947	16	4
1989 Nick Puhlick	64-132	989	9	9
1990 Nick Puhlick	69-115	974	7	3
1992 Carl Lawrence	49-120	688	2	4
1993 Paul Kaiser	118-234	1,609	6	10
1994 Paul Kaiser	127-246	1,848	12	13
1995 Paul Kaiser	163-277	2,306	10	24
1996 Jeff Alvarez	105-213	1,109	6	9
1997 Paul Kaiser	105-225	1,470	10	11
1998 Ryan Koob	82-146	1,127	11	9
1999 John Holmes	35-74	532	5	5
2000 Cable Davis	122-209	1,629	9	13
2001 Dennis Gile	168-297	2,471	12	18
2002 Dennis Gile	145-265	2,270	11	22
2003 Jimmy Sangster	97-169	1,308	5	12
2004 Jimmy Sangster	128-209	1,675	6	9
2005 Toby Korrodi	179-240	2,066	2	23
2006 Toby Korrodi	211-325	2,797	5	29
2007 Eric Czerniewski	148-268	1,741	10	14
2008 Eric Czerniewski	205-349	2,938	6	27
2009 Eric Czerniewski	230-370	2,818	11	19
2010 Eric Czerniewski	477-670	5,207	15	46
2011 Tommy Corwin	293-479	3,798	18	34
2012 Colter Smith	243-386	2,782	13	20
2013 Hayden Hawk	237-348	3,034	6	29



Henry Mason was a triple threat as a receiver, runner, and return man. He finished his career with 122 receptions for 1,935 yards from 1974-77. Mason tallied 2,493 career all-purpose yards.


2014 Hayden Hawk	215-370	2,653	9	17
2015 Garrett Fugate	187-321	2,613	6	18
2016 Garrett Fugate	271-425	3,655	9	31
2017 Brook Bolles	242-430	3,766	12	23
2018 Jeremy Hunt	144-276	2,281	7	19
2019 Brook Bolles	235-419	4,290	15	42
2021 Logan Twehous	210-333	3,013	7	28
2022 Cedric Case	244-366	2,620	7	21
2023 Zach Zebrowski	417-602	5,157	5	61

Total Offense

	Total	Rush	Pass
1966 John Repp	1,019	63	956
1967 Ken Brumley	878	146	732
1968 Steve Eckinger	1,311	1	1,310
1969 Steve Eckinger	1,593	56	1,537
1970 Steve Eckinger	2,121	268	1,853
1971 Walter Rhone	732	732	0
1972 Steve Howard	1,096	-151	1,247
1973 Andrew Hudson	778	361	417
1974 Steve Howard	803	-75	878
1975 Ray Miller	962	-75	1,037
1976 Ricardo Patrick	880	880	0
1977 Bill Foster	1,293	-21	1,314
1978 Bill Foster	1,621	150	1,471
1979 Bill Foster	885	42	843
1980 Bil Vining	1,340	-219	1,559
1981 Scott Loveland	812	-170	982
1982 Scott Loveland	1,693	23	1,670
1983 Scott Loveland	1,709	8	1,701
1984 Scott Loveland	2,042	-130	2,172
1985 Calvin Johnson	925	247	678
1986 Jeff Phillips	2,165	-328	2,493
1987 Jeff Phillips	2,709	-145	2,854
1988 Elliott Eley	1,184	1,184	0
1989 Nick Puhlick	1,023	32	991
1990 Mark Brown	969	969	0
1991 Marcus Frazier	1,513	364	1,149
1992 Carl Lawrence	1,151	463	688
1993 Paul Kaiser	1,737	128	1,609
1994 Paul Kaiser	1,968	120	1,848
1995 Paul Kaiser	2,310	4	2,306
1996 Jeff Alvarez	1,091	-18	1,109
1997 Paul Kaiser	1,514	44	1,470
1998 Ryan Koob	1,093	-34	1,127
1999 Jason Graham	1,442	1,442	0
2000 Cable Davis	1,496	-129	1,625
2001 Dennis Gile	2,572	101	2,471
2002 Dennis Gile	2,454	184	2,270
2003 Jimmy Sangster	1,279	-29	1,308
2004 Jimmy Sangster	1,711	36	1,675
2005 Toby Korrodi	2,041	-25	2,066
2006 Toby Korrodi	2,679	-118	2,797
2007 Eric Czerniewski	1,776	35	1,742
2008 Eric Czerniewski	3,010	72	2,938
2009 Eric Czerniewski	2,860	42	2,818
2010 Eric Czerniewski	5,203	-4	5,207
2011 Tommy Corwin	3,798	187	3,798
2012 Colter Smith	2,897	115	2,782
2013 Hayden Hawk	3,133	99	3,034
2014 Hayden Hawk	2,704	51	2,653
2015 Garrett Fugate	3,132	519	2,613
2016 Garrett Fugate	4,112	457	3,655
2017 Brook Bolles	4,322	556	3,766
2018 Jeremy Hunt	2,365	84	2,365
2019 Brook Bolles	4,518	228	4,290
2021 Logan Twehous	3,270	257	3,013
2022 Cedric Case	2,831	211	2,620
2023 Zach Zebrowski	5,690	533	5,157

Rushing

	Att	YDS	TD
1966 Jimmy Morton	78	356	1
1967 Larry Johnson	149	615	3
1968 Larry Johnson	163	601	4
1969 Larry Roberts	129	645	5
1970 Ira Clemons	211	1,050	10
1971 Walter Rhone	158	732	4
1972 Ira Clemons	208	797	4
1973 Jeff Fine	92	377	1
1974 Dane Henningsen	152	589	9
1975 Dane Henningsen	78	421	4
1976 Ricardo Patrick	201	880	5
1977 Dane Henningsen	124	532	7
1978 Randle Oldham	67	337	1
1979 Randle Oldham	114	353	1
1980 Sam Pemberton	125	456	2
1981 George Taylor	117	321	4
1982 David Martin	86	411	4
1983 Adrian Andrews	173	702	9
1984 David Martin	89	329	0
1985 Leonard Johnson	91	317	0
1986 LaVell White	150	504	1
1987 Elliott Eley	312	1,591	13
1988 Elliott Eley	259	1,215	15
1989 Chris Brooks	112	588	3
1990 Mark Brown	223	969	7
1991 Henry Caldwell	140	546	7
1992 Henry Caldwell	133	506	3
1993 Henry Caldwell	217	1,150	12
1994 Marcus Carlis	104	557	5
1995 Larry Jefferson	133	650	4
1996 Larry Jefferson	153	696	4
1997 Corey Kelley	128	685	6
1998 Dexter Ford	156	875	11
1999 Jason Graham	263	1,442	15
2000 Manny Evans	188	872	12
2001 Lee Thompson	221	1,077	18
2002 Kegan Coleman	262	1,379	22
2003 Kegan Coleman	194	1,215	16
2004 Lee Thompson	175	1,022	16
2005 Will Caldwell	170	971	12
2006 Will Caldwell	118	703	7
2007 Glenn Milner	224	1,046	18
2008 Glenn Milner	191	910	9
2009 Anthony Stewart	163	866	12
2010 Anthony Stewart	206	1,084	15
2011 LaVance Taylor	99	630	7



From 1995-98, Shane Meyer hit 107 PATs and 49 field goals for 254 career points.



Annual Leaders

2012 LaVance Taylor	150	672	8
2013 LaVance Taylor	131	721	5
2014 LaVance Taylor	245	1,918	15
2015 Markel Smith	191	913	7
2016 Gabe Vandiver	109	507	4
2017 Devante Turner	149	920	17
2018 Devante Turner	141	718	7
2019 Devante Turner	191	1,005	11
2021 Koby Wilkerson	134	523	6
2022 Xavier Jackson	107	361	4
2023 Marcellous Hawkins	157	1,053	18

Receiving

	NO	YDS	TD
1966 Jimmy Morton	31	439	5
1967 Clark Frost	28	392	2
1968 Clark Frost	32	719	8
1969 Ed Coates	51	916	9
1970 Ed Coates	38	723	7
1971 Reggie James	24	384	2
1972 Raymond Bass	36	637	6
1973 Raymond Bass	28	400	3
1974 Raymond Bass	35	736	6
1975 Henry Mason	48	847	9
1976 Henry Mason	30	474	3
1977 Henry Mason	42	589	2
1978 Dale Groenke	27	334	3
1979 Marcus Dixon	24	433	3
1980 Pat Goodwin	31	226	5
1981 Kelly Anderson	35	404	1
1982 Richard Vaden	33	542	6
1983 Jim Bauwens	39	482	2
1984 Jim Bauwens	53	539	3
1985 Donlee McIntyre	27	291	0
1986 Brian Wessling	45	491	6
1987 Alvin Johnson	54	1,080	8
1988 Alvin Johnson	58	746	6
1989 Mark Brown	29	284	1
1990 Mark Brown	29	175	0
1991 Vince Jordan	24	578	4
1992 Vince Jordan	21	305	4
1993 Marc Tuttle	30	319	3
1994 Anthony Simpson	49	860	10
1995 Anthony Simpson	54	673	7
1996 L.A. Maclin	25	408	5
1997 Kevin Buss	36	510	4
1998 Kevin Buss	28	398	2
1999 Greg Schmidt	23	418	5
2000 Marcus Thomas	35	582	1
2001 Todd Devoe	46	1,089	11
2002 Todd Devoe	58	1,045	12
2003 Jimmy Conner	40	645	2
2004 Delanie Walker	48	623	4
2005 Delanie Walker	61	724	6
2006 Matt Jacobsen	44	647	6
2007 Damond Berry	28	452	4



Wes Martin was a dominant defensive end in his day with the Mules. He holds school records with 32 sacks.

2008 Tim Richmond	46	695	6
2009 Anthony Stewart	54	714	4
2010 Jamorris Warren	109	1,458	20
2011 Jamar Howard	71	1,199	13
2012 Ronrei Lloyd	62	970	8
2013 Ronrei Lloyd	69	1,222	11
2014 LaVance Taylor	38	427	2
2015 Jaylen Zachery	51	933	5
2016 Jaylen Zachery	67	948	11
2017 Jaylen Zachery	53	896	2
2018 Kyrion Parker	40	819	12
2019 Shae Wyatt	65	1,452	12
2021 Cameron Saunders	67	1,438	10
2022 Arkell Smith	56	718	8
2023 Arkell Smith	98	1,425	18

Scoring

	TD	XP	FG	TP
1966 Jimmy Morton	6	1	0	38
1967 Ken Brumley	0	14	4	26
1968 Larry Johnson	4	32	0	56
1969 Ed Coates	9	0	0	54
Steve Reeves	0	30	8	54
1970 Steve Eckinger	10	0	0	60
1971 Walter Rhone	7	0	0	42
1972 Walter Rhone	9	1	0	56
1973 Ray Miller	5	0	0	30
Steve Howard	5	0	0	30
1974 Dane Henningsen	9	0	0	54
1975 Henry Mason	10	2	0	64
1976 Ricardo Patrick	6	0	0	36
1977 Dane Henningsen	7	0	0	42
1978 Steve Oberweather	0	13	6	31
1979 Burt Keys	0	9	4	21
1980 Richard Vaden	6	1	0	38
1981 George Taylor	5	0	0	30
1982 Steve Huff	0	16	13	55
1983 Adrian Andrews	12	0	0	72
1984 Steve Huff	0	18	9	45
1985 Steve Huff	0	6	14	48
1986 Brian Wessling	6	5	0	44
1987 Elliott Eley	13	0	0	78
1988 Elliott Eley	15	0	0	90
1989 Neil Tuihalamaka	11	0	0	66
1990 Phil Brandt	0	17	10	47
1991 Henry Caldwell	7	0	0	42
1992 Chris Pyatt	0	14	11	47
1993 Henry Caldwell	16	0	0	96
1994 Emmett Staples	13	1	0	80
1995 Shane Meyer	0	31	10	61
1996 Shane Meyer	0	16	9	43
1997 Shane Meyer	0	28	18	82
1998 Shane Meyer	0	32	12	68
1999 Jason Graham	15	0	0	90
2000 Manny Evans	12	0	0	72
2001 Lee Thompson	18	0	0	108
2002 Kegan Coleman	24	0	0	144
2003 Kegan Coleman	17	0	0	102
2004 Lee Thompson	17	1	0	104
2005 Will Caldwell	15	0	0	90
2006 Spencer Webb	0	26	9	53
2007 Glenn Milner	19	0	0	114
2008 Glenn Milner	15	0	0	90
2009 Anthony Stewart	16	0	0	96
2010 Anthony Stewart	21	2	0	128
2011 Jamar Howard	13	0	0	78
2012 Aaron Jamieson	0	34	8	58
2013 Ronrei Lloyd	11	0	0	66
2014 LaVance Taylor	18	0	0	108
2015 Billy Greco	0	43	17	94
2016 Jaylen Zachery	15	0	0	90
2017 Devante Turner	18	0	0	108
2018 Kyrion Parker	12	0	0	72
2019 Zach Davidson	15	0	0	90
2021 Cameron Saunders	10	0	0	60
Chris Diddle	0	39	7	60

2022 Samuel Knowlton	0	24	9	51
2023 Luke Dobson	0	67	5	82


Tackles (since 1978)

	Solo	Assists	Total
1978 Bob Johnson	32	44	76
1979 Mike Barnes	36	30	66
1980 Willie Colclough	47	58	105
1981 Robert Wallace	46	43	89
1982 Robert Wallace	43	38	81
1983 Gary Pitts	62	71	133
1984 Lanny Curnes	31	79	110
1985 Lanny Curnes	38	104	142
1986 David McKnight	23	54	77
1987 Jeff Wright	39	80	119
1988 Pat Cunningham	40	58	98
Les Swift	21	77	98
1989 Steve Smitka	30	52	82
1990 Greg Sloan	31	60	91
1991 Joe Grubb	89	52	141
1992 Maurice Zanders	36	38	74
1993 McCabe Turner	40	52	92
1994 LeRoy McConnell	39	29	68
1995 Matt Ament	77	44	121
1996 David Neuenschwander	63	47	110
1997 David Neuenschwander	54	47	101
1998 Kenneth Bouie	49	72	121
1999 RheQuan Robinson	53	42	95
2000 Clint Steiner	49	45	94
2001 Lloyd Thompson	42	41	90
2002 Jason Vanloo	45	34	79
Billy Jones	33	46	79
2003 Colin Johnson	37	46	83
2004 Jason Vanloo	61	63	124
2005 Kendall Ricketts	60	36	96
2006 Kendall Ricketts	39	56	95
2007 Adrian Singletary	29	55	84
2008 Steven Ehase	35	49	84
2009 Cody Scribner	26	53	79
2010 Deonte Ball	47	31	78
2011 Patrick Lewis	51	53	104
2012 Patrick Lewis	37	36	73
2013 Ricky Spratley	40	44	84
2014 Ricky Spratley	45	47	92
2015 Austin Miller	44	42	86
2016 Tevin Teamer	57	21	78
2017 Diaron Rhodes	42	24	67
2018 John Embrey	45	46	91
2019 Codie Bell	60	21	81
2021 Codie Bell	64	25	89
2022 Noah Blair	43	27	70
2023 Cale Miller	31	46	77

Sacks (since 1978)

	Total
1978 Andrew White	6.0
1978 Dee Robison	6.0
Brad Hoaglund	3.0
1979 Mitch Weir	3.0
1980 Brad Hoaglund	6.0
1981 Wes Martin	12.0
1982 Wes Martin	10.0
Robert Wallace	10.0
1983 Wes Martin	9.0
1984 Milt Sanderman	14.0
1985 Greg Fansher	6.0
1986 Greg Fansher	8.0
1987 Jeff Wright	7.5
1988 Keith Stiefvater	3.0
1989 Mike Hunter	4.5
1990 Bart Woods	7.0
1991 Roy Sudduth	3.0
1992 Bart Woods	10.0
1993 Byron Mays	6.5
1994 Mike Armstrong	6.0
1995 Jason Floyd	3.5
1996 Steve Ragusa	3.5





From 1981-82, Robert "Bo Bo" Wallace played havoc in opposing backfields. He is tied for fifth in school history with 19 career sacks.

1997	Craig Koontz	4.0
1998	Craig Koontz	5.0
1999	Colston Weatherington	12.0
2000	Colston Weatherington	6.5
2001	Jeremy Wooden	4.0
2002	Tim Ulrich	6.5
2003	Roderick Green	7.0
2004	Joe Brown	5.0
2005	Maurice White	8.0
2006	Andrew Jilles	3.0
2007	John Wood	8.5
2008	John Wood	5.0
2009	P.J. South	4.5
2010	Trey Jackson	5.0
2011	David Bax	3.5
2012	Latavious Davis	7.0
2013	Josh Powell	4.5
2014	Jason Venckus	5.0
2015	Jason Venckus	5.5
2016	J.R. Alexander	5.0
2017	Austin Miller & Kolesen Crane	4.0
2018	John Embrey	3.0
2019	Ubong Udom	10.0
2021	Chima Dunga	3.5
2022	Weston King	3.0
2023	David Olajiga	4.5


Tackles for Loss (since 1980) *		Total
1980	Brad Hoaglund	9
1981	Not Available	
1982	Robert Wallace	19
1983	Milton Sanderman	16
1984	Milton Sanderman	14
1985	Greg Fansher	7
1986	Jeff Wright	18
1987	Jeff Wright	17
1988	Mike Hunter	10
1989	Ron Hamiel	12
1990	Bart Woods	14
1991	Bart Woods	7
1992	Bart Woods	19
1993	Bart Woods	20
1994	Byron Mays	10
1995	Jason Floyd	12
1996	David Neuenschwander	6
1997	Ken Bouie	13
1998	Ken Bouie	23
1999	Colston Weatherington	19
2000	Colston Weatherington	22
2001	Llyod Thompson	12
2002	Roderick Green	19
2003	Roderick Green	20

2004	Jason Vanloo	8.5
2005	Maurice White	12
2006	Adrian Singletary & Rodrick Washington	8
2007	Mike Dillon	14
2008	Mike Stevenson	10.5
2009	Mike Martin	10.5
2010	Deonte McDonald	11.5
2011	Garrett Smith	9.5
2012	Latavious Davis	12.0
2013	Ramond Hunter	10.5
2014	Jason Venckus	15.0
2015	Jason Venckus	13.5
2016	Josh Powell	10.0
2017	Austin Miller	10.5
2018	John Embrey	9.5
2019	Ubong Udom	11.0
2021	Chima Dunga	8.0
2022	David Olajiga	8.5
2023	Cale Miller	10.5

* - Beginning in 2004 assisted tackles for loss became half TFLs

Interceptions

	No.	Yards	TDs	
1966	Bill Green	4	na	na
1967	Bill Green	6	36	na
1968	Bob Guice	4	87	1
	Ron Collier	4	47	0
	Carmine Argenziano	4	44	0
1969	Ron Collier	6	31	0
1970	Ron Collier	6	na	1
1971	Ron Collier	6	14	0
1972	Walter Rhone	3	87	0
1973	Ron Umphenour	4	61	0
1974	Don Bauml	2	38	0
	Fred Hollingshead	2	9	0
1975	Tom Michals	4	36	0
	Ron Culp	4	20	0
1976	Steve Oberweather	4	76	0
1977	Steve Oberweather	4	na	0
1978	Steve Oberweather	7	na	0
1979	Randy Green	3	na	0
1980	David Dick	3	na	0
1981	Tracy Estes	6	na	0
1982	Greg Maack	11	na	1
1983	Robin Fisher	7	na	0
1984	Robin Fisher	6	na	1
1985	Doug Dahman	3	na	0
1986	Gerald Brown	2	65	0
	Paul Glauert	2	21	0
	Doug Dahman	2	12	0
1987	Gerald Brown	3	17	0
1988	Mark Peoples	3	0	0



Warrensburg native Robin Fisher was a thorn in many a quarterback's paw, as he picked off 21 passes in his career, second-best in Central Missouri history.

1989	Ronnie Barfield	3	73	0
	Mark Peoples	3	0	0
1990	Mark Peoples	2	49	0
	Barry Thomas	2	33	0
	Les Maginley	2	12	0
1991	Benny Curtis	2	45	0
1992	Ray Lingard	3	21	0
1993	Brandon Peck	2	15	0
1994	Leroy McConnell	3	4	0
	Marlin Johnson	3	11	0
1995	Zac Nelson	2	38	1
	Wayne Carter	2	-	-
1996	Marlin Johnson	5	14	0
1997	Tory Porter	3	57	0
1998	Ed Morse	4	93	0
	Lamont Truitt	4	68	1
1999	Clint Steiner	4	65	0
2000	David Ruether	3	0	0
2001	Joey Robinson	5	78	1
	David Ruether	5	48	0
2002	Brian Riley	4	97	0
	Billy Jones	4	61	0
2003	John McPherson	3	45	0
	Corey Chatman	3	85	0
2004	Kendall Ricketts	5	86	2
2005	Ricky Armstrong	2	61	0
	Bruce Williams	2	20	0
2006	Kendall Ricketts	3	88	1
2007	Randy Shepherd	3	16	0
	LaVance Dotson	3	31	0
2008	Steven Ehase	3	37	0
2009	Randy Shepherd	6	137	1
2010	Paul Stephens	4	113	2
	Marlon Douglas	4	110	2
2011	Marlon Douglas	3	0	0
2012	Kadarius Green	2	18	0
	Connor Smith	2	10	0
	Paul Hughes	2	0	0
2013	Zach Quines	3	50	2
2014	J.R. Alexander	4	40	0
	Connor Smith	4	105	1
2015	Monteze Latimore	4	39	0
2016	Dylan Albertson	5	103	1
2017	Monteze Latimore	4	43	0
2018	Duane Clayton	2	32	0
2019	Kolesen Crane	4	46	0
2021	Aundra Gilbert	3	43	0
2022	Noah Blair	3	83	0
2023	Wryyor Noil	6	79	0

Pass Breakups (since 1980)

	Total	
1980	Randy Green	9
1981	Mike Baker	5
1982	Greg Maack	6
1983	Ken Kendall	7
1984	Ken Kendall	10
1985	Andy Kohler	5
1986	Andy Kohler	6
1987	Jim Ryan and Gerald Brown	5
1988	Mark Peoples	5
1989	Mark Peoples	7
1990	Paul Glauert, Ray Lingard, & Mark Peoples	6
1991	Ray Lingard	9
1992	Ray Lingard	5
1993	Anthony Jackson	6
1994	Joe McCabe	5
1995	Marlin Johnson	5
1996	Marlin Johnson	13
1997	Anthony Miller and Tory Porter	5
1998	Edwin Morse	7
1999	Lamont Truitt	6
2000	Clint Steiner & Colston Weatherington	7
2001	Joey Robinson	11
2002	Brian Riley	10
2003	John McPherson	11



Annual Leaders

2004	Marcus Thurman	8
2005	Kendall Ricketts	7
2006	Randy Shepherd & Matt Landstra	5
2007	Justin Brown	6
2008	John Wood, Kor'Ree Manson, LaVance Dotson	5
2009	Kor'Ree Manson, Randy Shepherd	6
2010	Marlon Douglas	11
2011	Paul Hughes	7
2012	Joe Carter, Paul Hughes, Patrick Lewis	5
2013	Connor Smith	8
2014	Diaron Rhodes	15
2015	Austin Miller	10
2016	Monteze Latimore	9
2017	Monteze Latimore	9
2018	Duane Clayton and Josh Terry	8
2019	Aundra Gilbert and Josh Terry	9
2021	Aundra Gilbert and Duane Clayton II	7
2022	Diondre Glover	15
2023	Wryyor Noil	17

Fumble Recoveries (since 1970) * Total

1970	Wesley Wise	5
1971	Seven with	2
1972	Rick Freeman	3
1973	Rick Freeman	5
1974	Tim Lynch	4
1975	Ernie Johnson & Rick Freeman	3
1976	Pat Luck	4
1977	Dennis Bartley	6
1978	Mike Lutterman	2
1979	Willie Colclough, Richard Funesti, Jeff Wilke	2
1980	Dana Chambers	3
1981	Robert Wallace	4
1982	Jim Donley	2
1983	Mario Graham	3
1984	Ken Kendall	4
1985	Gerald Brown, Mario Graham, Andy Kohler	2
1986	Mark Hulet & Greg Fansher	3
1987	Jeff Wright & Mike Clark	3
1988	Mike Hunter	5
1989	Anthony Cole	6
1990	Paul Glaunert	3
1991	Seven tied with	2
1992	Ray Lingard & Chance Wistrom	3
1993	Marlin Johnson, Byron Mays, McCabe Turner	2
1994	Byron Mays	4
1995	Todd Faulkner	3
1996	Tory Porter	5
1997	Ken Bouie, Brandon Hagler, Ed Morse, Todd Faulkner	2
1998	Greg Koontz & Bo Orlando	2
1999	Herman Lyons	3

2000	Six with	2
2001	Casey Blackstun, Lloyd Thompson & Jeremy Wooden	2
2002	Roderick Green & Brian Riley	2
2003	11 with	1
2004	Jason Vanloo	3
2005	Sam Gibson	3
2006	Randy Shepherd	4
2007	Adrian Singletary & Dallas Bryant	2
2008	Drew Wier	2
2009	Randy Shepherd	2
2010	Joe Carter, Marlon Douglas, Calvin Patterson	2
2011	Evan Knight & Colin Hanna	2
2012	Zach Quines & Ricky Spratley	2
2013	Ricky Spratley	2
2014	Six players	1
2015	Austin Miller	5
2016	Connor Flagel	2
2017	Codie Bell & Kolesen Crane	2
2018	Tanner Kanak & Ubong Udom	2
2019	Kolesen Crane	3
2021	11 players	1
2022	Azaiah Bello & Keshawn Howell	2
2023	Wryyor Noil, Curtis Appleton II, Issac Montgomery, Azaiah Bello, Weston King	1

Kickoff Returns

	No.	Yards	TDs
1966	Bill Green	9	230 na
	Larry Johnson	9	133 na
1967	Bill Green	16	218 na
1968	Roy Spielvogel	9	206 0
1969	Reggie James	8	139 0
	Roy Spielvogel	8	129 0
1970	Leonard Allen	6	163 0
	Walter Rhone	6	117 0
1971	Walter Rhone	18	525 2
1972	Walter Rhone	22	605 1
1973	Ken Briscoe	12	240 0
1974	Kurt Westphal	9	175 0
1975	Ricardo Patrick	9	176 0
1976	Steve Oberweather	6	97 0
1977	Kim Eubanks	8	194 0
1978	Gary Bell	8	140 0
	Kim Eubanks	7	183 0
1979	Gary Bell	17	325 0
1980	Pat Goodwin	16	305 0
1981	James Esters	15	283 0
1982	Jeff Horned	14	260 0
1983	Jeff Horned	26	475 0
1984	Randy Ellis	16	358 1
1985	Don Elmore	19	471 0
1986	Bill Barber	26	515 0
1987	Alvin Johnson	28	685 1
1988	Alvin Johnson	25	522 0
1989	Bobby Yates	42	871 0
1990	Bobby Yates	31	632 0
1991	David White	22	446 0
1992	Damon Canada	6	154 0
1993	Carl Lawrence	11	252 0
1994	Larry Jefferson	16	358 0
1995	Anthony Simpson	18	412 0
1996	Marquis Martin	18	456 1
1997	Chris Jackson	21	574 1
1998	Kevin Nickerson	15	453 1
1999	Kevin Nickerson	16	399 0
2000	Kevin Nickerson	14	441 1
2001	Kevin Nickerson	29	683 0
2002	Nate Thomas	12	267 0
2003	Kegan Coleman	16	451 0
2004	Delanie Walker	18	530 2
2005	Delanie Walker	17	435 1
2006	Bruce Williams	12	287 0
2007	Anthony Parks	18	399 0

2008	Bobby Guillory	26	653	0
2009	Bobby Guillory	21	587	2
2010	Seth Mason	20	375	0
2011	Ralph Watson	8	242	0
2012	LaVance Taylor	11	344	0
2013	LaVance Taylor	13	458	2
2014	Anthony Kirkwood	19	388	0
2015	Jackson Newman	15	297	0
2016	Jaylen Zachery	23	615	2
2017	Devante Turner	15	330	0
2018	Devante Turner	19	485	0
2019	Devante Turner	26	583	0
2021	Jai Haynes	14	227	0
2022	Jack Pospisil	9	253	1
2023	Michael Noil	11	185	0

Punt Returns

	No.	Yards	TDs
1966	Bill Green	8	53 na
1967	Bill Green	26	375 1
1968	Roy Spielvogel	8	115 0
1969	Roy Spielvogel	11	86 0
1970	Ron Culp	17	245 0
1971	Steve Williams	19	101 0
1972	Walter Rhone	10	203 2
	Steve Williams	11	52 0
1973	Ken Briscoe	11	19 0
1974	Henry Mason	12	30 0
1975	Henry Mason	13	39 0
1976	Henry Mason	7	59 0
1977	Kim Eubanks	9	46 0
1978	Kim Eubanks	6	52 0
	Kelly Anderson	6	26 0
1979	Kelly Anderson	7	39 0
1980	Jeff Hammons	21	150 0
1981	Kelly Anderson	15	62 0
1982	Jeff Horned	24	388 1
1983	Jeff Horned	24	157 0
1984	Jeff Horned	14	171 1
1985	Andy Kohler	11	88 0
1986	Bill Barber	29	291 0
1987	Craig Copridge	28	285 1
1988	Alvin Johnson	18	159 0
1989	Bobby Yates	16	115 0
1990	Bobby Yates	32	208 0
1991	Bobby Yates	12	96 0
1992	Tom Jackson	13	162 0
1993	Tom Jackson	23	123 0
1994	Anthony Simpson	21	229 1
1995	T Wadlington	12	62 0
1996	Tory Porter	25	157 0
1997	Tory Porter	15	102 0
1998	Kevin Nickerson	30	407 2
1999	Kevin Nickerson	27	236 2
2000	Kevin Nickerson	23	401 3
2001	Kevin Nickerson	33	481 1
2002	Nate Thomas	26	349 1
2003	Jimmy Conner	31	429 1
2004	Jimmy Conner	27	324 1
2005	RoShawn Marshall	26	553 4
2006	Matt Jacobsen	12	147 1
2007	Anthony Parks	28	259 0
2008	Adam Parks	17	127 0
2009	Adam Parks	27	271 0
2010	Adam Parks	31	233 0
2011	Marlon Douglas	22	319 0
2012	Clayton Cooper	13	59 0
2013	Zach Leinbaugh	9	38 0
2014	Jaylen Zachery	21	147 0
2015	Jaylen Zachery	18	178 1
2016	Jaylen Zachery	19	240 1
2017	Jaylen Zachery	20	80 0
2018	Ryan Sass	18	142 0
2019	Devante Turner	8	140 1
2021	Jai Haynes	4	-3 0
2022	Jai Haynes	7	86 0
2023	Jack Pospisil	7	56 0



In 2013, LaVance Taylor helped UCM set a new MIAA record with a 27.1 yards/return average on kickoff returns



Punting

	No.	AVG						
1966	John Repp	44	35.8	1980	Don Wilkinson	6	14	45
1967	Don Lang	52	41.5	1981	Landon Jones	5	8	31
1968	Don Lang	45	39.2	1982	Steve Huff	13	21	51
1969	Russ Webber	30	37.6	1983	Steve Huff	11	21	34
1970	Russ Webber	43	39.1	1984	Steve Huff	9	18	37
1971	Russ Webber	42	38.8	1985	Steve Huff	14	20	47
1972	Russ Webber	65	37.5	1986	Steve Beckett	4	8	36
1973	Bill Mullis	54	39.1	1987	Phil Brandt	12	16	37
1974	Bill Mullis	54	42.3	1988	Phil Brandt	10	16	50
1975	Bill Mullis	54	38.6	1989	Phil Brandt	14	20	44
1976	Bill Mullis	71	37.3	1990	Phil Brandt	10	14	41
1977	Steve Oberweather	51	35.2	1991	Chris Pyatt	5	13	45
1978	Chuck Blair	57	33.9	1992	Chris Pyatt	11	18	46
1979	Chuck Blair	47	38.1	1993	Chris Pyatt	7	14	50
1980	Chuck Blair	79	36.8	1994	Marcus Barnes	2	7	35
1981	Chuck Blair	59	38.4	1995	Shane Meyer	10	15	51
1982	Rick Bockhoff	49	36.2	1996	Shane Meyer	9	18	43
1983	Kelean Carlock	52	34.6	1997	Shane Meyer	18	25	52
1984	Kelean Carlock	66	38.8	1998	Shane Meyer	12	19	52
1985	Kelean Carlock	43	38.8	1999	Lee DuBois	5	7	37
1986	Scott Taylor	65	34.8	2000	Pat Wilson	11	16	42
1987	Scott Taylor	35	32.1	2001	Pat Wilson	13	22	45
1988	Scott Taylor	52	35.3	2002	Brandon Starks	3	6	27
1989	Mike Parker	64	37.9	2003	Brandon Starks	12	18	39
1990	Denny Cox	32	39.2	2004	Brandon Starks	14	17	45
1991	Denny Cox	60	36.7	2005	Spencer Webb	3	7	32
1992	Chris Pyatt	48	37.0	2006	Spencer Webb	9	15	44
1993	Denny Cox	20	42.0	2007	Marcelo Velazquez	9	14	37
1994	Paul Kaiser	44	33.1	2008	Mark Starks	10	13	42
1995	Cory Breden	41	35.7	2009	Aaron Jamieson	6	9	43
1996	Cory Breden	70	40.2	2010	Aaron Jamieson	15	19	46
1997	Lee DuBois	45	36.8	2011	Aaron Jamieson	7	12	53
1998	Lee DuBois	63	37.4	2012	Aaron Jamieson	8	15	49
1999	Lee DuBois	62	39.8	2013	Zach Gebhardt	7	8	42
2000	Kenny Zordani	53	40.4	2014	Will Mondragon	14	19	37
2001	Kenny Zordani	45	40.6	2015	Billy Greco	17	22	46
2002	Jason Brown	44	39.5	2016	Billy Greco	8	14	39
2003	Jason Brown	52	38.8	2017	Alex Langer	15	22	47
2004	Jason Brown	47	37.3	2018	Alex Langer	10	14	37
2005	Matt Frankel	42	38.3	2019	Sam Knowlton	9	11	43
2006	Matt Frankel	32	38.8	2021	Chris Diddle	7	12	41
2007	Matt Frankel	46	39.3	2022	Samuel Knowlton	9	13	42
2008	Jordan Hofer	44	40.3	2023	Luke Dobson	5	7	41
2009	Jordan Hofer	43	40.0					
2010	Matt Jordan	51	36.7					
2011	Matt Jordan	49	39.4					
2012	Matt Jordan	48	42.3					
2013	Zach Gebhardt	18	43.0					
2014	Garrett Fugate	39	40.0					
2015	Peter Smith	50	34.0					
2016	Logan Offner	51	37.4					
2017	Zach Davidson	47	44.3					
2018	Zach Davidson	42	42.8					
2019	Zach Davidson	48	40.3					
2021	Josh Reynolds	52	36.1					
2022	Ethan Brown	50	42.0					
2023	Ethan Brown	36	39.5					

Field Goals

	Made	Attempts	Long
1966	Ken Brumley	5	na na
1967	Ken Brumley	4	9 na
1968	Larry Johnson	0	1 --
1969	Steve Reeves	6	na na
1970	Steve Reeves	3	4 na
1971	Rick Patterson	4	12 na
1972	Rick Patterson	1	8 na
1973	Bill Mullis	3	7 na
1974	Bill Mullis	9	12 na
1975	Bill Mullis	3	10 na
1976	Bill Mullis	4	9 na
1977	Greg Gabler	3	na na
1978	Steve Oberweather	6	na na
1979	Keys	4	na na



All-Time Award Winners

All-MIAA Selections

(first team only prior to 1970)

- 1924 Henry McDonald, E
- 1925 Armin Soph, T
Clarence Whiteman, B
- 1926 Ken Brown, E
Vernon Kennedy, T
Clarence Whiteman, B
Roy Brown, B
R. L. Walbridge, C
- 1927 Ken Brown, E
Vernon Kennedy, T
Lolan Gibson, G
Roy Brown, B
- 1928 Vernon Kennedy, T
John Whiteman, B
- 1932 Dan Beals, C
Willie Sulser, G
Ken Allmon, B
- 1933 Murray Brown, B
Willie Sulser, G
- 1935 Dennis Ramsey, G
John Brown, B
- 1936 Dwight Diller, E
Gene Teegarden, G
John Brown, B
- 1937 Roy Borgstadt, C
Argyle Wakeman, E
John Brown, B
Van Hammer, B
- 1939 Porter Robb, B
Bill Baltrusaitis, G
- 1940 Bill Baltrusaitis, G
Keith Gooch, B
- 1941 Bill Baltrusaitis, G
Pete Elliott, C
Porter Robb, B
- 1949 Earl Thompson, E
- 1950 Earl Thompson, E
Hillard Wille, T
Ken Webster, B
- 1951 John Gieringer, B
- 1955 Bill Holtom, T
Norman Brooks, B
- 1956 Bob Cross, E
Jack Luschen, T
Stan Hensley, B
- 1958 Frank Freeman, C
- 1959 Jerry Boyce, B
- 1960 Jerry Boyce, B
- 1961 Nick Allen, E
- 1965 Keith Browne, E
Willie Weaver, B
Steve Witkowski, T
- 1966 Richard Haynes, LB
Bill Green, DB
- 1967 Mike St. Louis, OT
Steve Witkowski, OG
Ken Brumley, QB
(Most Valuable Player)
Larry Johnson, RB
Bill Green, DB
Bruce Black, LB
John Richison, DE
- 1968 Steve Eckinger, QB
Jim Urczyk, OT
Clark Frost, WR
Charles Ashley, LB
John Richison, DE
Herb Robinson, DE
Bob Guice, DB
- 1969 Steve Eckinger, QB
Eddie Coates, WR
Ron Collier, DB

- 1970 Steve Eckinger, QB 1st Team
(Most Valuable Player)
Tony Frusco, OT 1st Team
Ron Collier, DB 1st Team
Ira Clemons, RB 2nd Team
Ed Coates, WR 2nd Team
Greg Mastroianni, OL 2nd Team
Shad Davis, DE 2nd Team
Gary Simpson, DE 2nd Team
Steve Nixon, DL 2nd Team
Denny Yates, LB 2nd Team
Harold Brown, DB 2nd Team
Mike Butts, DL H.M.
Robert Steele, LB H.M.
Wesley Wise, LB H.M.
Walter Rhone, DB H.M.
Pete Santoro, DB H.M.
- 1971 Ron Collier, DB 1st Team
Gary Simpson, DE 1st Team
Bob Steele, LB 2nd Team
Reggie James, WB H.M.
Walter Rhone, RB H.M.
Frank Smith, OL H.M.
Harold Brown, DB H.M.
Mike Butts, LB H.M.
Steve Nixon, DL H.M.
Pete Santoro, DB H.M.
Denny Yates, LB H.M.
- 1972 Walter Rhone, DB 1st Team
(Most Valuable Player)
Raymond Bass, WR 2nd Team
Larry Strobe, OL 2nd Team
Steve Nixon, DL 2nd Team
Rich Carney, OL H.M.
Andrew Hudson, FB H.M.
Walter Rhone, RB H.M.
Gary Simpson, DE H.M.
Jim Eskew, LB H.M.
Daive Williamson, DB H.M.
- 1973 Ron Umphenour, DB 1st Team
Bill Mullis, P 1st Team
Larry Strobe, OL 2nd Team
Rick Freeman, DE 2nd Team
Raymond Bass, WR H.M.
Rich Carney, OL H.M.
Pat Dubbert, OL H.M.
Andrew Hudson, FB H.M.
George Brown, DL H.M.
Frank Hollingshead, LB H.M.
Richard Rife, DL H.M.
Bob Sornberger, DE H.M.
- 1974 Ron Umphenour, DB 1st Team
Bill Mullis, P 1st Team
Bruce Reed, LB 1st Team
Rick Rife, DT 1st Team
- 1975 Henry Mason, WR 1st Team
Rob Alberswerth, OL 2nd Team
Jon Myers, OL 2nd Team
Dane Henningsen, RB 2nd Team
Bruce Reed, LB 2nd Team
Terry Culp, DB 2nd Team
Ray Miller, QB H.M.
Rusty Sweaney, WR H.M.
Ernest Johnson, DE H.M.
Rick Freeman, DE H.M.
Tym Lynch, DL H.M.
Tom Michals, DB H.M.
- 1976 Ricardo Patrick, RB 1st Team
Andrew White, DE 1st Team
Henry Mason, WR 2nd Team
Jon Myers, OL 2nd Team
Rob Alberswerth, OL 2nd Team
Steve Eskew, OL 2nd Team
John Diefenbach, LB 2nd Team
Terry Culp, DB 2nd Team

- Dane Henningsen, RB H.M.
Rusty Sweaney, WR H.M.
Marcus Dixon, TE H.M.
Pat Crowe, OL H.M.
Dennis Bartley, DL H.M.
Dee Robison, DL H.M.
Pat Luck, DL H.M.
Mark Hale, DE H.M.
Tom Michals, DB H.M.
Hershell Cox, DB H.M.
Steve Oberweather, DB H.M.
- 1977 Dennis Bartley, NG 1st Team
Jon Myers, C 1st Team
Henry Mason, WR H.M.
Pat Crowe, OL H.M.
Terry Culp, DB H.M.
Steve Oberweather, DB H.M.
Andy White, DE 2nd Team
- 1978 Steve Oberweather, DB 1st Team
Dale Groenke, TE 2nd Team
Rob Alberswerth, OL 2nd Team
Andy White, DL 2nd Team
Marcus Dixon, WR H.M.
Pat Crowe, OL H.M.
Bill Foster, QB H.M.
Dee Robison, DL H.M.
- 1979 Chuck Blair, P 2nd Team
Marcus Dixon, WR H.M.
Dale Groenke, TE H.M.
Doug Shockey, OL H.M.
Russ Ball, OL H.M.
Greg Carter, OL H.M.
Brad Hoaglund, DL H.M.
Perry Foster, DL H.M.
Make Barnes, LB H.M.
Darrel Scourten, DB H.M.
- 1980 Bill Vining, QB 1st Team
(Most Valuable Player)
Willie Colclough, LB 1st Team
Kelly Anderson, WR 2nd Team
Pat Goodwin, RB 2nd Team
Brad Hoglund, DL 2nd Team
Chuck Blair, P 2nd Team
Dale Hahn, OL H.M.
Randy Green, DB H.M.
- 1981 Mike Baker, DB 1st Team
Kelly Anderson, WR 2nd Team
Robert Wallace, DL 2nd Team
Tracy Estes, LB 2nd Team
Chuck Blair, P 2nd Team
Mark Matthews, OL H.M.
- 1982 Robert Wallace, NG 1st Team
Wes Martin, DT 1st Team
Greg Maack, DB 1st Team
Mark Matthews, C 1st Team
Richard Vaden, WR 1st Team
Jim Bauwens, WR 2nd Team
Scott Loveland, QB 2nd Team
Steve Huff, PK 2nd Team
Doug Middleton, DL 2nd Team
Tracy Estes, LB 2nd Team
Phil Thompson, FB H.M.
David Martin, FB H.M.
Milt Sanderman, DE H.M.
Robin Fisher, DB H.M.
- 1983 Tom Herold, OT 1st Team
Adrian Andrews, RB 1st Team
Steve Huff, K 1st Team
Milt Sanderman, DE 1st Team
Wes Martin, DT 1st Team
Gary Pitts, LB 1st Team
Robin Fisher, DB 1st Team
Jim Bauwens, WR 2nd Team
Lent Buford, OL 2nd Team
Doug Middleton, DL 2nd Team

- Jim Chaney, DL 2nd Team
Lanny Curnes, LB 2nd Team
Ken Kendal, DB 2nd Team
Jeff High, DB 2nd Team
Jeff Horned, WR H.M.
Fred Lewis, WR H.M.
Scott Loveland, QB H.M.
Chris DeMarco, DB H.M.
- 1984 Scott Loveland, QB 1st Team
(Most Valuable Player)
Milt Sanderman, DE 1st Team
Robin Fisher, DB 1st Team
Jim Bauwens, TE 1st Team
Steve Huff, K 1st Team
Kelean Carlock, P 1st Team
Jeff Horned, WR 2nd Team
John Ragsdale, OL 2nd Team
John McClure, OL 2nd Team
Jim Donley, DL 2nd Team
Lanny Curnes, LB 2nd Team
Gary Pitts, LB 2nd Team
Adrian Andrews, RB H.M.
David Martin, FB H.M.
Phil Thompson, FB H.M.
Ken Kendal, DB H.M.
- 1985 Steve Huff, K 1st Team
John Ragsdale, OL 1st Team
Lanny Curnes, LB 1st Team
John McClure, OL 2nd Team
David McKnight DL 2nd Team
Mario Graham, LB 2nd Team
Doug Dahman, DB 2nd Team
Kelean Carlock, P 2nd Team
Brian Wessling, WR H.M.
John Huiskisson, C H.M.
Donlee McIntyre, TE H.M.
Gerald Brown, DB H.M.
- 1986 Jeff Phillips, QB 1st Team
(Most Valuable Player)
Brian Wessling, WR 1st Team
Craig Copridge, WR 1st Team
John Ragsdale, OL 1st Team
Phil Grimes, DE 1st Team
Jeff Wright, DL 1st Team
Tom Evans, LB 1st Team
Mark Hulet, DB 1st Team
Donlee McIntyre, TE 2nd Team
Bill Barber, WR 2nd Team
John Huiskisson, OL 2nd Team
LaVell White, RB 2nd Team
Greg Fansher, DL 2nd Team
David McKnight, DL 2nd Team
Artwin Lewis, LB 2nd Team
Gerald Brown, DB 2nd Team
Scott Taylor, P 2nd Team
Alvin Johnson, WR H.M.
Mike Allen, OL H.M.
Kevin Plohr, DE H.M.
Andy Kohler, DB H.M.
- 1987 Jeff Phillips, QB 1st Team
(Offensive Player of Year)
Jeff Wright, NG 1st Team
(Defensive Player of Year)
Alvin Johnson, WR 1st Team
Craig Copridge, WR 1st Team
Todd Zehr, OT 1st Team
Mel Finke, OT 1st Team
Elliott Eley, FB 1st Team
Phil Brandt, K 1st Team
Gerald Brown, DB 1st Team
Travis Ligons, WR 2nd Team
Jason Evans, OL 2nd Team
Mark Wisner, OL 2nd Team





1988	Jim Ryan, DL	2nd Team	McCabe Turner, LB	1st Team	Jason Hennigh, OL	H.M.	Jason Brown, P	H.M.
	Keith Stiefvater, DL	2nd Team	Pat Pink, OL	2nd Team	Greg Schmidt, WR	H.M.	2005 Darryl Grace, OL	1st Team
	Paul Glauert, LB	2nd Team	Marc Tuttle, TE	2nd Team	Herman Lyons, LB	H.M.	Kendall Ricketts, FS	1st Team
	Mark Hulet, DB	2nd Team	Chris Pyatt, K	2nd Team	Clint Steiner, DB	H.M.	Delanie Walker, WR	1st Team
	Jay Slusher, WR	H.M.	Byron Mays, DL	2nd Team	Brandon Stoker, DL	H.M.	Matt Frankel, P	2nd Team
	Doug Dahman, TE	H.M.	Creston Austin, DB	2nd Team	2000 Colston Weatherington, DE	1st Team	Maurice White, DL	2nd Team
	(Co-Offensive Player of Year)		Marlin Johnson, DB	2nd Team	Clint Steiner, DB	1st Team	Toby Korrodi, QB	H.M.
	Mark Peoples, DB	1st Team	Carl Lawrence, WR	H.M.	John Young, OL	1st Team	Will Caldwell, RB	H.M.
	(Defensive Player of Year)		Bob Benhardt, OL	H.M.	Kevin Nickerson, KR	2nd Team	Micah Hefner, WR	H.M.
	Alvin Johnson, WR	1st Team	Ron Florine, OL	H.M.	Andy Sims, LB	2nd Team	Jon Books, OL	H.M.
	Jason Evans, OL	1st Team	Mike Armstrong, DL	H.M.	Kenny Zordani, P	2nd Team	Danny Tuttle, DL	H.M.
	Keith Stiefvater, DL	1st Team	Leroy McConnell, LB	H.M.	2006 Toby Korrodi, QB	1st Team	Kendall Ricketts, FS	1st Team
	Mike Glass, DL	1st Team	1994 Anthony Simpson, WR	1st Team	Nick Goos, RB	H.M.	Kendall Ricketts, FS	1st Team
	Mel Finke, OL	2nd Team	Ron Florine, OT	1st Team	Pat Wilson, K	H.M.	Adrian Singletary, LB	2nd Team
	Mark Wisner, OL	2nd Team	Mike Armstrong, DL	1st Team	Tim Urich, DL	H.M.	Mike Gunselman, OL	2nd Team
	Mark Brown, RB	2nd Team	Leroy McConnell, LB	1st Team	Greg Zerr, LB	H.M.	Randy Shepherd, CB	H.M.
	Phil Brandt, PK	2nd Team	Marlin Johnson, DB	1st Team	Antoine Williams, DB	H.M.	Justin Brown, CB	H.M.
	Mike Hunter, DL	2nd Team	Paul Kaiser, QB	2nd Team	2001 Todd Devoe, WR	1st Team	Matt Jacobsen, WR	H.M.
	Pat Cunningham, LB	2nd Team	Brad McAllister, OL	2nd Team	Kevin Nickerson, KR	1st Team	Ted Maxwell, TE	H.M.
	David Lawson, TE	H.M.	Byron Mays, DL	2nd Team	Lee Thompson, RB	1st Team	Rodrick Washington, LB	H.M.
	Les Swift, LB	H.M.	Emmett Staples, RB	H.M.	John Young, OL	1st Team	2007 Kendall Ricketts, FS	1st Team
	Greg Sloan, LB	H.M.	Kevin Gilgour, WR	H.M.	Lloyd Thompson, LB	1st Team	Adrian Singletary, LB	1st Team
	Scott Taylor, P	H.M.	Kevin Kruse, LB	H.M.	2001 Jerry Schwartz, OL	2nd Team	John Wood, DE	1st Team
	1989 Mike Glass, DL	1st Team	Kevin Kruse, LB	H.M.	Mike Carter, TE	H.M.	Matt Frankel, P	2nd Team
	Mark Peoples, DB	1st Team	Calvin Johnson, DB	H.M.	Joe Johnson, OL	H.M.	Craig Harrison, OL	2nd Team
	Phil Brandt, K	1st Team	Joe McCabew, DB	H.M.	Pat Wilson, K	H.M.	Glenn Milner, RB	2nd Team
	Steve Smitka, LB	2nd Team	1995 Paul Kaiser, QB	1st Team	Rusty Miller, DL	H.M.	Randy Shepherd, CB	2nd Team
	Chris Brooks, RB	3rd-Team	Jacob Wiemann, OL	1st Team	Brian Riley, DB	H.M.	Mike Gunselman, OL	H.M.
	(Newcomer of the Year)		Shane Meyer, K	1st Team	Greg Zerr, DB	H.M.	Justin Brown, DB	H.M.
	Mike Brixey, OL	3rd-Team	Anthony Simpson, WR	2nd Team	Kenny Zordani, P	H.M.	Jon Books, OL	H.M.
	Ron Hamiel, DL	3rd-Team	Team		2002 Kegan Coleman, RB	1st Team	Anthony Parks, KR	H.M.
	Jay Slusher, WR	H.M.	Kevin Gilgour, WR	H.M.	Todd Devoe, WR	1st Team	Derek Lampkin, DL	H.M.
	Mark Brown, RB	H.M.	Curt Batta, OL	H.M.	Dan Joiner, OL	1st Team	Steven Ehase, DB	H.M.
	1990 Mike Glass, DL	1st Team	Matt Ament, DL	H.M.	Roderick Green, DE	1st Team	2008 DeMarco Cosby, TE	1st Team
	(Defensive Player of Year)		Marlin Johnson, DB	H.M.	Brian Riley, SS	1st Team	Steven Ehase, DB	1st Team
	Mark Peoples, DB	1st Team	1996 Marlin Johnson, DB	1st Team	Dennis Gile, QB	2nd Team	Tim Richmond, WR	1st Team
	Paul Glauert, LB	1st Team	Jason Floyd, DL	2nd Team	Mike Carter, TE	2nd Team	John Wood, DE	1st Team
	David Lawson, TE	2nd Team	Tory Porter, DB	2nd Team	Andy Minford, OL	2nd Team	Glenn Milner, RB	2nd Team
	Todd Wright, OL	2nd Team	Cory Breden, P	2nd Team	Jason Vanloo, LB	2nd Team	Eric Czerniewski, QB	H.M.
	Mark Brown, RB	2nd Team	Larry Jefferson, RB	H.M.	Joey Robinson, CB	2nd Team	Bobby Guillory, KR	H.M.
	Phil Brandt, K	2nd Team	Shane Meyer, K	H.M.	Don Robinson, WR	H.M.	Jordan Hofer, P	H.M.
	Ray Lingard, DB	2nd Team	David Neuenschwander, LB	H.M.	Nate Thomas, KR	H.M.	Derek Lampkin, DL	H.M.
	Bart Woods, DE	3rd-Team	Team		Tim Urich, DE	H.M.	Adrian Singletary, LB	H.M.
	Joe Grubb, LB	3rd-Team	Jay Albin, LB	H.M.	Billy Jones, LB	H.M.	Mark Starks, PK	H.M.
	Greg Sloan, LB	3rd-Team	1997 Shane Meyer, K	1st Team	Julius Allen, CB	H.M.	2009 Jordan Hofer, P	1st Team
	Edwin Coleman, WR	H.M.	Kenneth Bouie, DL	1st Team	John McPherson, CB	H.M.	Randy Shepherd, FS	1st Team
	Chance Wistrom, DE	H.M.	Craig Koontz, DL	2nd Team	2003 Kegan Coleman, RB	1st Team	P.J. South, DL	1st Team
	1991 Bart Woods, DE	1st Team	Tory Porter, DB	2nd Team	Darryl Grace, OL	1st Team	DeMarco Cosby, TE	2nd Team
	Joe Grubb, LB	1st Team	Paul Kaiser, QB	H.M.	Roderick Green, DE	1st Team	Anthony Stewart, RB	2nd Team
	Ray Lingard, DB	1st Team	Wayne Limbrick, RB	H.M.	Jason Vanloo, LB	1st Team	Jeremy Wallace, DE	2nd Team
	Todd Wright, OL	2nd Team	Kevin Buss, WR	H.M.	Jay Fleeman, OL	2nd Team	Eric Czerniewski, QB	H.M.
	Chris Pyatt, K	2nd Team	Chris Jackson, KR	H.M.	Brandon Starks, K	2nd Team	Chris Gilchrist, DL	H.M.
	Steve Smitka, RB	3rd-Team	1998 Kevin Nickerson, KR	1st Team	Jimmy Conner, KR	2nd Team	Bobby Guillory, KR	H.M.
	1992 Bart Woods, DE	1st Team	Kenneth Bouie, LB	1st Team	Colin Johnson, FS	2nd Team	Mike Martin, DE	H.M.
	(Defensive Player of Year)		Craig Koontz, DL	1st Team	John McPherson, CB	2nd Team	Nate Stoffel, OL	H.M.
	Maurice Zanders, DT	1st Team	Lamont Truitt, DB	1st Team	Jason Brown, P	2nd Team	2010 DeMarco Cosby, TE	1st Team
	(Newcomer of Year)		Dexter Ford, RB	2nd Team	Lee Thompson, RB	H.M.	Eric Czerniewski, QB	1st Team
	Joe Grubb, LB	1st Team	John Davis, DL	2nd Team	Jimmy Conner, WR	H.M.	(Offensive Player of the Year)	
	Ray Lingard, DB	1st Team	Ed Morse, DB	2nd Team	Jamison Heiskell, WR	H.M.	Marlon Douglas, CB	1st Team
	Chris Pyatt, K	2nd Team	Wayne Limbrick, RB	H.M.	Ted Maxwell, TE	H.M.	Anthony Stewart, RB	1st Team
	Chance Wistrom, DE	2nd Team	Kevin Buss, WR	H.M.	Chase Ward, OL	H.M.	Jamorris Warren, WR	1st Team
	Carl Lawrence, RB	3rd-Team	Shane Meyer, K	H.M.	2004 Chase Ward, OL	1st Team	Logan Freeman, OL	2nd Team
	Mike Brixey, OL	3rd-Team	Orban Reed, DL	H.M.	John McPherson, CB	1st Team	Aaron Jamieson, K	2nd Team
	Chad Snyder, TE	3rd-Team	Matt Sullivan, DL	H.M.	Kegan Coleman, RB	2nd Team	P.J. South, DL	2nd Team
	Mike Armstrong, DL	3rd-Team	1999 Colston Weatherington, DE	1st Team	Lee Thompson, RB	2nd Team	Deonte Ball, CB	H.M.
	McCabe Turner, LB	3rd-Team	Team		Delanie Walker, WR-KR	2nd Team	Brent Boehringer, FB	H.M.
	Creston Austin, DB	3rd-Team	(Defensive MVP)		Jay Fleeman, OL	2nd Team	Darius Henderson, OL	H.M.
	Damon Canada, DB	3rd-Team	RheQuan Robinson, LB	1st Team	Brandon Starks, PK	2nd Team	Deonte McDonald, DE	H.M.
	Chris Pyatt, P	3rd-Team	Lamont Truitt, DB	1st Team	Jason Vanloo, LB	2nd Team	Adam Parks, WR	H.M.
	1993 Bart Woods, DE	1st Team	Jason Graham, RB	1st Team	Jimmy Conner, WR	H.M.	Cody Scribner, LB	H.M.
	(Co-Most Valuable Player)		Lee DuBois, P	1st Team	Jamison Heiskell, WR	H.M.	2011 David Cannon, TE	1st Team
	Henry Caldwell, RB	1st Team	Brian Kietzmann, OL	2nd Team	Kendall Ricketts, FS	H.M.	Marlon Douglas, CB	1st Team
	Mike Brixey, DL	1st Team	Kevin Nickerson, KR	2nd Team	Mario Brown, SS	H.M.	Logan Freeman, OL	1st Team
			Nick Goos, RB	H.M.			Jamar Howard, WR	1st Team



All-Time Award Winners

	David Bax, DE	H.M.	Josh Powell, DL	2nd Team	Cedric Case, QB	H.M.	Hansen's 1st-Team,
	Tommy Corwin, QB	H.M.	Dylan Albertson, LB	3rd Team	Malik Clayborn, TE	H.M.	Daktronics/D-II 1st-Team)
	Taylor Dyer, WR	H.M.	Chris Gomez, OL	3rd Team	Gabe Clark, OL	H.M.	Todd Devoe, (Football
	Aaron Jamieson, K	H.M.	Dalainey Taala, DL	3rd Team	Curtis Appleton II, DB	H.M.	Gazette 2nd-Team,
	Matt Jordan, P	H.M.	Kyle Echols, WR	H.M.	Noah Blair, DB	H.M.	Daktronics/D-II All-Midwest
	Patrick Lewis, FS	H.M.	Layne Fischer, OL	H.M.	Ethan Brown, P	H.M.	Region 2nd-Team)
2012	Logan Freeman, OL	1st Team	Connor Flagel, DL	H.M.	Jack Pospisil, K/PR	H.M.	Dan Joiner, (Football
	David Bax, DE	2nd Team	Jackson Newman, DB	H.M.	Zach Zebrowski, QB	1st Team	Gazette 2nd-Team,
	Latavious Davis, DE	2nd Team	Diaron Rhodes, DB	H.M.	(Offensive Player of the Year)		Daktronics/D-II All-Midwest
	Matt Jordan, P	2nd Team	Gabe Vandiver, RB	H.M.	Arnell Smith, WR	1st Team	Region 2nd-Team)
	David Cannon, TE	H.M.	2017 Kane Barker, OL	1st Team	Marcellous Hawkins, APB	1st Team	Brian Riley, SS (Football Gazette
	Joe Carter, LB	H.M.	Brook Bolles, QB	1st Team	Gabe Clark, OL	1st Team	2nd-Team)
	Patrick Lewis, FS	H.M.	Seth Hebert, TE	1st Team	David Olajiga, OL	1st Team	2003 Kegan Coleman, (Football
	Ronrei Lloyd, WR	H.M.	Monteze Latimore, DB	1st Team	Wryyor Noil, DB	1st Team	Gazette 2nd-Team,
	Mark Schroeder, OL	H.M.	Devante Turner, RB	1st Team	Marcellous Hawkins, RB	2nd Team	Daktronics/D-II All-Midwest
	Colter Smith, QB	H.M.	(Freshman of the Year)		Demarcus Gregory, WR	2nd Team	Region 1st-Team)
	LaVance Taylor, RB	H.M.	Zach Davidson, P	2nd Team	Jack Pospisil, WR	2nd Team	Roderick Green, (D2Football.
2013	Brian Berzanski, OL	2nd Team	Chris Gomez, OL	2nd Team	Liam Wortmann, OL	2nd Team	com 1st-Team, Football
	Zach Gebhardt, K/P	2nd Team/H.M.	Austin Miller, LB	2nd Team	Weston King, DL	2nd Team	Gazette 2nd-Team,
	Ramond Hunter, DL	2nd Team	Koby Wilkerson, RB	2nd Team	Cale Miller, LB	2nd Team	Daktronics/D-II All-Midwest
	Ronrei Lloyd, WR	2nd Team	Jaylen Zachery, WR	2nd Team	Curtis Appleton II, DB	2nd Team	Region 1st-Team)
	Ricky Spratley, LB	2nd Team	Alex Langer, K	3rd Team	Price Morgan, WR	H.M.	John McPherson, (Football
	Hayden Hawk, QB	3rd Team	Kyrion Parker, WR	3rd Team	Reed Kaburick, OL	H.M.	Gazette 2nd-Team,
	LaVance Taylor, RB/KR	3rd Team	Diaron Rhodes, DB	3rd Team	Josh Bean, DL	H.M.	Daktronics/D-II All-Midwest
	Paul Hughes, DB	H.M.	Garrett Cline, LS	H.M.	Noah Blair, DB	H.M.	Region 2nd-Team)
	Justin Manu, OL	H.M.	Connor Flagel, DL	H.M.			Darryl Grace, (Football Gazette
	Josh Powell, DL	H.M.	Jake Heckler, OL	H.M.	All-Region/All-District		1st-Team)
	(Co-Freshman of the Year)		Alex Lackey, LB	H.M.	(since 1991)		Jason Vanloo (Football Gazette
	Zach Quines, LB	H.M.	Triphinue Taylor, DL	H.M.	1993 Bart Woods, (CoSIDA D- II		3rd-Team, D2Football.com
	Cullen Rosine, TE	H.M.	Wesley Thomas, WR	H.M.	Midwest Region 1st-Team)		2nd-Team)
2014	Brian Berzanski, OL	1st Team	2018 Kyrion Parker, WR	1st Team	Henry Caldwell, (CoSIDA D-II		2004 Delanie Walker, (Football Gazette
	Ramond Hunter, DL	1st Team	Derrick Puni, OL	1st Team	Midwest Region 1st-Team)		2nd-Team, D2Football.com
	LaVance Taylor, RB/KR	1st/3rd Team	Seth Hebert, TE	2nd Team	1994 Anthony Simpson, (CoSIDA D-II		All-Southwest Region 2nd-Team)
	Cullen Rosine, TE	2nd Team	Jake Heckler, OL	3rd Team	Midwest Region 2nd-Team)		Chad Ward, (Daktronics/D-II
	Connor Smith, DB	2nd Team	Devante Turner, RB	3rd Team	1995 Paul Kaiser, (CoSIDA D- II		All-Southwest Region 2nd-Team)
	Ricky Spratley, LB	2nd Team	Zach Aschemann, DL	H.M.	Midwest Region 1st-Team)		John McPherson, (Daktronics/
	Hayden Hawk, QB	3rd Team	Zach Davidson, P	H.M.	1997 Shane Meyer, (Daktronics/		D-II 2nd-Team, Don Hansen's
	Tycie Linneman, OL	3rd Team	John Embrey, LB	H.M.	D-II SIDs All-Midwest Region		Football Gazette All-Southwest
	Will Mondragon, K	3rd Team	Jeremy Hunt, QB	H.M.	1st-Tm)		Region)
	Jason Venckus, DE	3rd Team	Devante Turner, KOR	H.M.	Kenneth Bouie		2005 Darryl Grace (Don Hansen's
	Russell Allen, DL	H.M.	Shae Wyatt, WR	H.M.	(Daktronics/D-II SIDs		Football Gazette 1st-team;
	Kyle Echols, WR	H.M.	2019 Brook Bolles, QB	1st Team	All-Midwest Region 1st-Tm)		D2Football.com All-Southwest
	Sean Gorman, FB	H.M.	(Offensive Player of the Year)		1998 Kenneth Bouie,		Region, Daktronics/D-II
	Zach Leinbaugh, DB	H.M.	Kolesen Crane, LB	1st Team	(Daktronics/D-II SIDs		All-Southwest Region 2nd-Team)
	Alex Perlin, LB	H.M.	Zach Davidson, TE/P	1st Team	All-Midwest Region 1st-Tm)		Kendall Ricketts (Don Hansen's
	Diaron Rhodes, DB	H.M.	Jake Heckler, OL	1st Team	Kevin Nickerson,		2nd-Team; D2Football
2015	Brian Berzanski, OL	1st Team	Ubong Udom, DL	1st Team	(Daktronics/D-II SIDs		All-Southwest Region;
	Jason Venckus, DE	1st Team	Shae Wyatt, WR	1st Team	All-Midwest Region 2nd-Team)		Daktronics/D-II All Southwest
	Jaylen Zachery, WR/KR	1st Team/H.M.	Codie Bell, DB	2nd Team	1999 Colston Weatherington,		Region 2nd-Team)
	Garrett Fugate, QB	2nd Team	Dan Sunderman, OL	3rd Team	(Daktronics/D-II SIDs		Delanie Walker (Don Hansen's
	Billy Greco, PK	2nd Team	Devante Turner, RB/KR	3rd Team	All-Midwest Region 1st-Team)		Football Gazette 3rd-Team)
	Ian Toalson, TE	2nd Team	John Embrey, LB	H.M.	Lamont Truitt,		Toby Korrodi (D2Football.com)
	Derrick Puni, OL	2nd Team	Dominick Puni, OL	H.M.	(Daktronics/D-II SIDs		Maurice White (D2Football.com)
	Monteze Latimore, DB	3rd Team	Cameron Saunders, WR	H.M.	All-Midwest Region 2nd-Tm)		2006 Toby Korrodi (D2Football.
	Austin Miller, LB	3rd Team	Deven Smith, LB	H.M.	Jason Graham,		com 1st team, Don Hansen's 1st
	Markel Smith, RB	3rd Team	Jacob Wiggins, DL	H.M.	(Daktronics/D-II SIDs		team-Southwest Region)
	Sam Smith, LB	3rd Team	Koby Wilkerson, RB	H.M.	All-Midwest Region 2nd-Tm)		Kendall Ricketts (D2Football.
	Andrew Bakker, WR	H.M.	2021 Cameron Saunders, WR	1st Team	RheQuan Robinson,		com 1st team, Don Hansen's 1st
	Chris Gomez, OL	H.M.	Chima Dunga, DL	1st Team	(Daktronics/D-II SIDs		team-Daktronics 1st team- SW
	Tycie Linneman, OL	H.M.	Logan Twehous, QB	2nd Team	All-Midwest Region 1st-Team)		Region)
	Josh Powell, DE	H.M.	Dan Sunderman, OL	2nd Team	2000 Colston Weatherington,		2007 Kendall Ricketts (D2Football.
	Tevin Teamer, DB	H.M.	Codie Bell, DB	2nd Team	(Daktronics/D-II SIDs		com, AFCA, Daktronics, and Don
2016	Derrick Puni, OL	1st Team	Arnell Smith, WR	H.M.	All-Midwest Region 1st-Team)		Hansen's first-team)
	Tevin Teamer, DB	1st Team	Kyle Linville, OL	H.M.	2001 John Young, (Daktronics/		2008 DeMarco Cosby (Don Hansen's
	Jaylen Zachery, WR/KR	1st Team	Deven Smith, LB	H.M.	D-II SIDs All-Midwest Region		1st team)
	(Special Teams Player of the		Koby Wilkerson, RB	H.M.	1st-Tm)		John Wood (Don Hansen's 2nd
	Year)		Zack Aschemann, DL	H.M.	Kevin Nickerson, (Daktronics/D-		team)
	Garrett Fugate, QB	2nd Team	Chris Diddle, K	H.M.	II2nd-Team)		Steven Ehase (Don Hansen's 2nd
	Seth Hebert, TE	2nd Team	2022 David Olajiga, DL	1st Team	Lee Thompson,		team)
	Monteze Latimore, DB	2nd Team	Arnell Smith, WR	2nd Team	(Daktronics/D-II SIDs		Tim Richmond (Daktronics, 2nd
			Dan Sunderman, OL	2nd Team	All-Midwest Region 1st-Tm)		team)
			Diondre Glover, DB	2nd Team	2002 Kegan Coleman, (Football Gazette		2009 DeMarco Cosby (D2Football.com
			Xavier Jackson, RB	3rd Team	1st-Team, Daktronics/D-II SIDs		1st team, Don Hansen's 3rd team)
			Travis DeGrate, LB	3rd Team	All-Midwest Region 1st-Tm)		Anthony Stewart (Don Hansen's
					Roderick Green, (Don		Stewart (Don Hansen's





1st team) Randy Shepherd (Daktronics and Don Hansen's 2nd Team) Jordan Hofer (Don Hansen's 3rd team) Bobby Guillory (Don Hansen's 3rd team)	Seth Hebert (Don Hansen's 2nd Team) Monteze Latimore (D2CCA 1st Team, Don Hansen's 1st Team) Devante Turner (Don Hansen's 2nd Team)	Alvin Johnson, WR (Football Gazette 3rd-Team)	H.M.)
2010 DeMarco Cosby (Daktronics 1st team, Don Hansen's 1st team) Eric Czerniewski (Daktronics Offensive Player of the Year , Don Hansen's 1st team) Marlon Douglas (Don Hansen's 2nd team) Aaron Jamieson (Don Hansen's 3rd team) Anthony Stewart (Daktronics 2nd team, Don Hansen's 2nd team) Jamorris Warren (Daktronics 1st team, Don Hansen's 1st team)	2018 Zach Davidson (D2CCA 2nd Team), Kyrion Parker (Don Hansen's 2nd Team), Derrick Puni (Don Hansen's 2nd Team, D2CCA 2nd Team), Devante Turner (Don Hansen's 2nd Team) Seth Hebert (Don Hansen's 3rd Team)	1991 Joe Grubb, LB (Football Gazette 2nd-Team)	2007 Kendall Ricketts, FS (D2Football.com, AFCA, and Associated Press first-team; Daktronics second-team; Don Hansen's third-team)
2011 David Cannon (Daktronics 1st Team, Don Hansen's 2nd Team) Marlon Douglas (Don Hansen's 2nd Team) Logan Freeman (Don Hansen's 2nd Team) Jamar Howard (Daktronics 1st Team, Don Hansen's 1st Team)	2019 Codie Bell (Don Hanson 3rd Team), Brook Bolles (D2CCA and Don Hansen Offensive Player of the Year), Kolesen Crane (Don Hansen 3rd Team), Zach Davidson (D2CCA 1st Team TE, 2nd Team P, Don Hanson 1st Team TE, Third Team P), Jake Heckler (D2CCA 1st Team, Don Hansen 2nd Team), Ubong Udom (Don Hansen 3rd Team)	1992 Bart Woods, DE (Kodak 1st-Team) Ray Lingard, DB (Football Gazette 3rd-Team)	2008 DeMarco Cosby, TE (Don Hansen's H.M.)
2012 Logan Freeman (Daktronics 2nd Team, Don Hansen's 2nd Team)	Shae Wyatt (D2CCA 1st Team, Don Hansen 1st Team)	1993 Bart Woods, DE (Kodak 1st-Team)	2009 DeMarco Cosby, TE (D2Football.com H.M.) Anthony Stewart, All-purpose back (Don Hansen's H.M.)
2013 Ronrei Lloyd (Don Hansen's 2nd Team) LaVance Taylor (Don Hansen's 3rd Team)	All-Americans	1994 Ron Florine, OT; Mike Armstrong, DT; Anthony Simpson, WR (Football Gazette H.M.)	2010 DeMarco Cosby, TE (Daktronics and D2Football.com 2nd team) Eric Czerniewski, QB (AFCA 1st team, Daktronics and D2Football.com Offensive Player of the Year) Anthony Stewart (D2Football.com 1st team) Jamorris Warren (Daktronics, D2Football.com 1st team)
2014 LaVance Taylor (Daktronics 1st Team, Don Hansen's 1st team) Brian Berzanski (Daktronics 2nd Team, Don Hansen's 3rd team) Ramond Hunter (Don Hansen's 3rd team) Connor Smith (Don Hansen's 3rd team)	1936 Dwight Diller, E (AP H.M.)	1995 Paul Kaiser, QB (Football Gazette HM)	2011 David Cannon, TE (Daktronics 1st Team, D2Football.com 2nd Team, Don Hansen's H.M.) Logan Freeman, OL (Don Hansen's H.M.) Jamar Howard, WR (Daktronics, Don Hansen's 2nd Team)
2015 Brian Berzanski (D2CCA 1st Team, Don Hansen's 3rd Team) Garrett Fugate (Don Hansen's 3rd Team) Billy Greco (Don Hansen's 2nd Team) Ian Toalson (D2CCA 2nd Team, Don Hansen's 2nd Team) Jason Venckus (Don Hansen's 2nd Team) Jaylen Zachery (Don Hansen's 3rd Team)	1937 Roy Borgstadt, C (AP H.M.) John Brown, HB (AP H.M.) Van Hammer, HB (AP H.M.) Argyle Wakeman, E (AP H.M.)	1997 Shane Meyer, K (AP 1st-Team; CoSIDA 1st-Team)	2012 Logan Freeman, OL (Don Hansen's H.M.)
2016 Jaylen Zachery (D2CCA 1st Team, Don Hansen's 2nd Team) Derrick Puni (D2CCA 2nd Team, Don Hansen's 2nd Team) Garrett Fugate (Don Hansen's 2nd Team) Seth Hebert (Don Hansen's 3rd Team) Josh Powell (Don Hansen's 3rd Team) Tevin Teamer (Don Hansen's 3rd Team)	1960 Jerry Boyce, HB (AP H.M.) Jeff Jessee, C (AP H.M.)	1998 Kenneth Bouie, LB (CoSIDA 2nd-Tm; AP & Football Gazette 3rd Tm)	2013 Ronrei Lloyd, WR (Don Hansen's H.M.)
2017 Kane Barker (Don Hansen's 3rd Team) Brook Bolles (Don Hansen's 1st Team) Zach Davidson (Don Hansen's 2nd Team) Chris Gomez (Don Hansen's 1st Team)	1962 John Rice (AP H.M.)	1999 Colston Weatherington, DE (AFCA 1st-Team, Daktronics 1st-Team, AP 1st-Team, Don Hansen's 1st-Team) RheQuan Robinson, LB (Football Gazette 3rd-Team) Lamont Truitt, DB (Football Gazette 3rd-Team) Jason Graham, RB (Football Gazette H.M.)	2014 LaVance Taylor, RB/KR (AP 1st Team, Daktronics 2nd Team, D2Football.com 2nd Team, Don Hansen's 2nd Team) Cullen Rosine, TE (D2Football.com H.M.)
	1967 Mike St. Louis, OT (Dist. 6) Bill Green, DB (Dist. 6)	2000 Colston Weatherington, DE (Football Gazette 3rd-Team) Clint Steiner, DB (Football Gazette 3rd-Team)	2015 Billy Greco, PK (Don Hansen's H.M.) Ian Toalson, TE (Don Hansen's H.M.) Jason Venckus, DE (Don Hansen's H.M.)
	1968 Jim Urczyk, OT (AP 1st-Team) Mike Wunderly, OT (AP H.M.) John Richison, DE (AP H.M.)	2001 John Young, OL (Daktronics H.M., D2football.com H.M.)	2016 Garrett Fugate, QB (Don Hansen's 3rd Team) Derrick Puni, OL (Don Hansen's H.M.) Jaylen Zachery, WR (Don Hansen's H.M.)
	1970 Steve Eckinger, QB (AP H.M.) Eddie Coates, WR (AP H.M.) Tony Frusco, OT (AP H.M.)	2002 Kegan Coleman, RB (Football Gazette 2nd-Team, Daktronics 2nd-Team, D2football.com H.M.) Roderick Green, DE (AP 3rd Team, Football Gazette H.M., D2football.com H.M.)	2017 Brook Bolles, QB (D2Football.com H.M., Don Hansen's H.M.) Zach Davidson, P (Don Hansen's 3rd Team) Chris Gomez, OL (Don Hansen's 3rd Team)
	1971 Ron Collier, DB (Kodak 2nd-Team, AP 3rd-Team)	2003 Kegan Coleman, RB (Daktronics 1st-Team, Football Gazette 1st-Team, Dopke.com 2nd-Team) Roderick Green, DE (AFCA 1st-Team, Daktronics 1st-Team, Dopke.com 1st-Team, AP 3rd-Team, Football Gazette HM, D2Football.com HM) Darryl Grace, OL (Football Gazette H.M.)	2018 Derrick Puni, OL (1st Team AFCA, 1st Team D2football.com)
	1972 Walter Rhone, DB (AP H.M.)	2004 John McPherson, CB (Dopke.com HM) Delanie Walker, KR (Dopke.com HM) Brandon Starks, PK (Dopke.com HM) Chase Ward, OL (Football Gazette HM)	2019 Brook Bolles, QB (AFCA 2nd Team, AP 2nd Team, D2CCA 2nd Team, Don Hansen's 3rd Team, D2Football.com H.M.) Zach Davidson, TE (AFCA 1st Team, AP 1st Team, D2CCA
	1975 Henry Mason, WR (AP H.M.)	2005 Darryl Grace, OL (AFCA 1st-Team, Dopke.com 4th-Team) Kendall Ricketts (D2Football.com H.M.)	
	1976 Andrew White, DE (AP 2nd-Team) Ricardo Patrick, RB (AP H.M.)	2006 Kendall Ricketts, FS (AP 1st Team, D2Football.com H.M., Don Hansen's H.M.) Toby Korrodi, QB (D2Football.com H.M., Don Hansen's	



- 1st Team, D2Football.com 1st Team, Don Hansen's 1st Team)
- Jake Heckler (Don Hansen's H.M.)
- Shae Wyatt, WR (AP 2nd Team Don Hansen's 3rd Team, D2Football.com H.M.)
- 2021 Cameron Saunders, WR (Don Hansen's 3rd Team)
- 2022 David Olajiga, DL (Don Hansen's H.M.)
- 2023 Zach Zebrowski, QB (Don Hansen's 1st Team, D2CCA 1st Team, AP 1st Team, AFCA 1st Team)
- Arkell Smith, WR (Don Hansen's 1st Team, D2CCA 1st Team, AP 1st Team, AFCA 2nd Team)
- Gabe Clark, OL (Don Hansen's 1st Team, D2CCA 1st Team, AFCA 2nd Team)
- Wryor Noil, DB (Don Hansen's 1st Team, D2CCA 1st Team, AP 1st Team)

Harlon Hill Trophy

- 2010 Eric Czerniewski, QB (NCAA-II Player of the Year)
- 2023 Zach Zebrowski, QB (NCAA-II Player of the Year)

Snow Bowl/Cactus Bowl Division II All-Star Game

(Snow Bowl from 1993-2000; Cactus Bowl from 2001-2011)

- 1993 Henry Caldwell, RB; Bart Woods, DE
- 1994 Ron Florine, OL; Mike Armstrong, DE
- 1998 Shane Meyer, K
- 2001 Colston Weatherington, DL
- 2003 Roderick Green, DE
- 2004 Chase Ward, OL; Kegan Coleman, RB; John McPherson, CB
- 2005 Delanie Walker, WR; Darryl Grace, OL
- 2007 Kendall Ricketts, FS; Matt Frankel, P
- 2008 John Wood, DE
- 2009 Randy Shepherd, DB; Jordan Hofer, P
- 2010 Eric Czerniewski, QB, MVP; Jamorris Warren, WR; Anthony Stewart, RB

Las Vegas All-Star Classic

- 2003 Roderick Green, DE (Def. MVP)
- 2005 Delanie Walker, WR

MIAA Scholar-Athlete Team

(Included all sports, discontinued after 1990-91)

- 1984-85 Adrian Andrews Jim Bauwens, Doug Dahman, Robin Fisher, Phil Grimes, Steve Huff, Donlee McIntyre, Brian Wessling
- 1985-86 Doug Dahman, Phil Grimes, Donlee McIntyre, John Ragsdale, Brian Wessling
- 1986-87 Phil Grimes, Donlee McIntyre,

- Jeff Phillips, John Ragsdale
- 1987-88 Jeff Phillips, Scott Taylor
- 1988-89 Jeff Phillips, Nick Publick, Scott Taylor, Mark Wisener
- 1989-90 Kevin Allgeyer
- 1990-91 Kevin Allgeyer, Mark Brown, Brian Eikenbary, Joe Moore, Nick Publick, Shawn Schmelze

MIAA All-Academic Team

(Chosen for each sport from 1991-97)

- 1991 Brian Eikenbary, Carl Lawrence, Brian Martin, Joe Moore, Shawn Schmelze
- 1992 Carl Lawrence, Tim Schulte
- 1993 Dan Kanzler, Carl Lawrence, Tim Schulte
- 1994 Jeff Alvarez, Dan Kanzler, Tom Papez, Tim Schulte
- 1995 Jeff Alvarez, Dan Kanzler, Zac Nelson, Jason Shoars, Bryan Truman
- 1996 Todd Jones, Shane Meyer, Mike Orlando, Jason Shoars, Jim Thornton, Bryan Truman

MIAA Commissioner's Academic Honor Roll

(Chosen for each sport; begun in 1997-98)

- 1997 Shane Meyer, Mike Orlando, Brett Sramek
- 1998 Shane Meyer, Mike Orlando, Brett Sramek, Clint Steiner, Corley Ward
- 1999 Chad Beck, Nick Goos, Rod Holland, Ryan Koob, Dan Moon, Clint Steiner, Tim Ulrich, Greg Zerr
- 2000 Ryan Ashcraft, Brad Bray, Mike Carter, Aaron Emel, Matt Gigliotti, Nick Goos, Brandon Hays, Dan McGuire, Dan Moon, Kevin Nickerson, Pat Nussbeck, David Ruether, Clint Steinter, Nate Thomas, Tim Ulrich
- 2001 Ryan Ashcraft, Mike Carter, Dustin Doll, Brandon Hays, Rusty Miller, Pat Nussbeck, David Ruether, Nate Thomas, John Young, Greg Zerr, Kenny Zordani
- 2002 Ryan Ashcraft, Ross Ball, Chad Bruto, Mike Carter, Dustin Doll, Dan Moon, Pat Nussbeck, Kevin O'Sadnick, Brandon Starks, Ben Sutherland, Nate Thomas, Aaron Ulrich, Tim Ulrich
- 2003 Ryan Barnes, Jeff Edwards, Andy Hodges, Jon Lindquist, Brandon Starks, Dan Stookey, Ben Sutherland, Aaron Ulrich
- 2004 Brandon Almaguer, Ryan Barnes, Ariel Cowan, Andy Hodges, Jon Lindquist, Brandon Starks, Dan Stookey
- 2005 Ryan Barnes, Jon Books, Ivan Cason, Courtney Ford, Matt Frankel, Darryl Grace, Dan Stookey, Nick Johnson, Matt Landstra, Mike Lutz, Matt Ochsner, Cody Raithel
- 2006 Neil Barnes, Jon Books, Ivan Cason, Mike Dillon, Steven

- Ehase, Courtney Ford, Matt Frankel, Mike Gungelman, Matt Landstra, Tyler Nay, Matt Ochsner, Mike Pope, Cody Raithel, Adrian Singletary, Spencer Webb
- 2007 Neil Barnes, Jon Books, Jace Butterworth, Mike Dillon, Steven Ehase, Eric Czerniewski, Matt Frankel, Mike Gungelman, LaVance Dotson, Spencer Foster, Robert Hicklin, Layne Kreter, Kevin Maschmeyer, David Mazar, Tyler Nay, Matt Ochsner, Mike Pope, Cody Raithel, Kendall Ricketts, Adrian Singletary, Marc Tiernan, Spencer Webb
- 2008 Kollin Ahem, Reid Allison, Neil Barnes, Andrew Bergeson, Dan Boan, Brent Boehringer, Kody Boles, Brett Cavanah, Brandon Clark, Justin Coaxum, Tommy Corwin, Shawn Cox, Eric Czerniewski, LaVance Dotson, Mike Dillon, Steven Ehase, Logan Freeman, Brett Ginn, Zain Gower, Colin Hannah, Robert Hicklin, Josh Holbert, Miles Jaben, Evan Knight, Layne Kreter, Mike Gungelman, Patrick Lewis, Chris Mason, Tyler Nay, Derek Lampkin, Karl Parker, Adam Parks, Mike Roush, Mark Schroeder, Cody Scribner, James Scully, Adrian Singletary, Garrett Smith, Marc Tiernan, Spencer Webb
- 2009 Kollin Ahem, Reid Allison, Joseph Bangali, Brent Boehringer, Kody Boles, Justin Coaxum, Tommy Corwin, Shawn Cox, Eric Czerniewski, Logan Freeman, Brett Ginn, Colin Hanna, Scott Hill, Josh Holbert, Miles Jaben, Aaron Jamieson, Evan Knight, Patrick Lewis, Chris Mason, Karl Parker, Adam Parks, Mark Schroeder, Cody Scribner, Garrett Smith, Leland Wood
- 2010 Reid Allison, David Bax, Brent Boehringer, Kody Boles, John Burton, Tommy Corwin, DeMarco Cosby, Eric Czerniewski, Colton Dill, Logan Freeman, Zach Gebhardt, Brett Ginn, John Grinde, Colin Hanna, Scott Hill, Josh Holbert, Kevin Holley, Miles Jaben, Aaron Jamieson, Evan Knight, Caleb Kropp, Patrick Lewis, Collum MaGee, Ovie Oghenejobo, Gavin Otte, Karl Parker, Adam Parks, Cody Scribner, Leland Wood, Cody Wright
- 2011 Kody Boles, John Burton, Richard Davila, Codey Davis, Logan Freeman, Zach Gebhardt, Brett Ginn, John Grinde, Colin Hanna, Hayden Hawk, Scott Hill, Josh Holbert, Aaron Jamieson, Kellen Kempf, Evan Knight, Garrett Larson, Patrick Lewis, Tycie Linneman, Kenny Mings, Ovie

- Oghenejobo, Gavin Otte, Karl Parker, Adrian Perricone, Mark Schroeder, Cameron Seitz, Alan Shurling, Colter Smith, Imran Uddin, Drew Wier, Cody Wright
- 2012 Kody Boles, Jordyn Butler, Richard Davila, Andrew Duncan, Blaine Eggemeyer, Layne Fischer, Logan Freeman, Garrett Fugate, Zach Gebhardt, Brett Ginn, John Grinde, Colin Hanna, Hayden Hawk, Aaron Jamieson, Tyler Karscig, Kellen Kempf, Evan Knight, Garrett Larson, Patrick Lewis, Tycie Linneman, Kenny Mings, Layne Moore, Ovie Oghenejobo, Adrian Perricone, Cullen Rosine, Orie Sahlfeld, Mark Schroeder, Cameron Seitz, Alan Shurling, Eric Siebenshuh, Colter Smith, Tevin Teamer, Cody Wright
- 2013 Jordyn Butler, Richard Davila, Andrew Duncan, Layne Fischer, Garrett Fugate, Zach Gebhardt, Hayden Hawk, Tyler Karscig, Kellen Kempf, Garrett Larson, Tycie Linneman, Kenny Mings, Layne Moore, Adrian Perricone, Cullen Rosine, Orie Sahlfeld, Alan Shurling, Eric Siebenshuh, Colter Smith, Tevin Teamer, Cody Wright
- 2014 Dylan Albertson, Greg Amos, Zach Berdnik, Cole Bouwens, Ezra Boyd, Bradley Brown, Richard Davila, Jesse Eggers, Layne Fischer, Hayden Hawk, Seth Hebert, Tanner Kanak, Kellen Kempf, Alex Lackey, Tycie Linneman, Joe McDevitt, Jordan McFarlen, Austin Miller, Kenny Mings, Layne Moore, Jackson Newman, Tyler Nugent, Rick Pesek, Josh Pickrell, Cullen Rosine, Orie Sahlfeld, Eric Siebenshuh, Dalainey Taala, Michael Tannehill, Nick Warren, Markus Zimmerman
- 2015 Dylan Albertson, Greg Amos, Taylor Bagley, Grant Bengtson, Ezra Boyd, Clayton Cooper, Richard Davila, Jesse Eggers, Layne Fischer, Garrett Fugate, Seth Hebert, Tanner Kanak, Alex Lackey, Tycie Linneman, Jordan McFarlen, Austin Miller, Kenny Mings, Jackson Newman, Rick Pesek, Malik Shipley, Eric Siebenshuh, Dalainey Taala, Michael Tannehill, Nick Warren, Markus Zimmerman
- 2016 Dylan Albertson, Hunter Allee, Kane Barker, Graham Baucom, Adam Bax, Codie Bell, Ezra Boyd, Garrett Cline, Blake Cooper, Marques Cooper, John Embrey, Layne Fischer, Connor Flagel, Garrett Fugate, Seth Hebert, Jake Heckler, Connor Hill, Udell Hyde, Tanner Kanak, Alex Lackey, Jordan McFarlen, Austin Miller, Jackson Newman, Logan Offner, Rick





Pesek, Kareem Sanders, Dylan Scheirich, Eric Siebenshuh, Michael Tannehill, Wesley Thomas, Brian Timmons, Devante Turner, Ubong Udom, Nick Warren

2017 Dylan Albertson, Zackary Aschemann, Kane Barker, Graham Baucom, Codie Bell, Matthew Burton, Thomas Carter, Garrett Cline, Chance Cumpston, Mark Cushing, John Embrey, Nathan Farnsworth, Jordan Flowers, Salvatore Garozzo, Seth Hebert, Caleb Hentges, Mark Hill, Andrew Houston, Tanner Kanak, Alex Lackey, Kareem Sanders, Austin Miller, Jesus Mota, Gunther Nappe, Logan Offner, Rick Pesek, Dylan Price, Josh Rinderknecht, Anthony Roe, Dylan Scheirich, Deven Smith, Austin Strliko, Michael Tannehill, Wesley Thomas, Brian Timmons, Devante Turner, Nick Warren, Jacob Wiggins, Shae Wyatt

2018 Dylan Albertson, Hunter Allee, Zach Aschemann, Brandon Bair, Graham Baucom, Codie Bell, Thomas Carter, Gabe Clark, Ryan Devore, Jarius Douglas, John Embrey, Antonio Espinoza, Jordan Flowers, Sal Garozzo, Jacob Hale, Jake Heckler, Caleb Hentges, Tanner Kanak, Samuel Knowlton, Jalen Marsalis, Jake McCannon, Austin Miller, Jesus Mota, Gunny Nappe, Dalton Nappe, Carter Nicoli, Rick Pesek, Dylan Price, John Raybourn, Dominic Raybourn, Ty Reynolds, Kareem Sanders, Dylan Scheirich, DeJuan Scott, Deven Smith, Derek Smith, Trace Staton, Austin Strliko, Michael Tannehill, Devante Turner, Austin Tuttle, Trevor Twehous, Logan Twehous, Trevor Vanpool, Jacob Wiggins, Shae Wyatt

2019 Zack Aschemann, Brandon Bair, Graham Baucom, Codie Bell, Tommy Carter, Gabe Clark, Christian Davis, Desmond Dawkins, Nick Detmer, Ryan Devore, Jarius Douglas, John Embrey, Antonio Espinoza, Jordan Flowers, Corbin Gant, Salvatore Garozzo, Landon Gegen, Wyatt Grable, Jacob Hale, Jai Haynes, Jake Heckler, Caleb Hentges, Tanner Hughes, Sam Knowlton, Jalen Marsalis, Brandon Odam, Dalton Nappe, Carter Nicoli, Dylan Price, Tate Raboin, John Raybourn, Dominic Raybourn, Ty Reynolds, Kareem Sanders, Scout Schaberg, Dylan Scheirich, DeJuan Scott, Deven Smith, Trace Staton, Faze Thomas, Jalen Thomas, Devante Turner, Austin Tuttle, Logan

Twehous, Trevor Twehous, Trevor Vanpool, Jacob Wiggins, Shae Wyatt

2021 Cameron Saunders, Chima Dunga, Logan Twehous, Dan Sunderman, Codie Bell, Arkell Smith, Kyle Linville, Deven Smith, Koby Wilkerson, Zack Aschemann, Chris Diddle

2022 Frankie Allen, Brock Baird, Ethan Brown, Jevan Brown, Reid Burke, Cedric Case, Gabe Clark, Ethan Dabbs, Christian Davis, Clay Griffin, Cade Hampton, Jai Haynes, Tanner Hughes, Reed Kaburick, Luke Karns, Samuel Knowlton, Kyle Linville, Cale Miller, Alex Millspaugh, Dalton Nappe, David Olajiga, Jack Pospisil, Tate Raboin, Bo Reeves, Ty Reynolds, Max Shreve, Tait Smith, Trace Staton, Luke Strassner, Dan Sunderman, Trevor Twehous, Dallas Waller, Ryan Winn, Liam Wortmann II

2023 Curtis Appleton II, Weston Bridges, Ethan Brown, Cedric Case, Gabe Clark, Cooper Crane, Josh Culwell, Christian Davis, Luke Dobson, Aidan Enneking, Wyatt Grable, Clay Griffin, Brett Grupe, Reed Kaburick, Luke Karns, Drew Kaufman, Weston King, Samuel Knowlton, Cale Miller, Michael Noil, Wryor Noil, David Olajiga, Luke Othic, Jack Pospisil, Bo Reeves, Michael Simon, Luke Strassner, Wyatt Tate, Avian Thomas, Bryant Ulrich, Dallas Waller, Liam Wortmann

Academic All-MIAA

(Chosen for each sport; begun in 1997-98)

1997 Shane Meyer, PK
 1999 Clint Steiner, DB
 2000 Clint Steiner, DB; Tim Urich, DL
 2003 Darryl Grace, OL
 2005 Darryl Grace, OL; Matt Frankel, P; Jon Books, OL
 2006 Matt Frankel, P
 2007 Matt Frankel, P; Jon Books, OL
 2008 Adrian Singletary, LB
 2010 Eric Czerniewski, QB; Logan Freeman OL

MIAA Scholar-Athlete

(3.5 GPA and earn All-MIAA honors; since 2012-13)

2012 Logan Freeman, OL; Patrick Lewis, DB; Mark Schroeder, OL
 2013 Hayden Hawk, QB; Cullen Rosine, TE
 2014 Hayden Hawk, QB; Cullen Rosine, TE
 2015 Austin Miller, LB
 2016 Jackson Newman, DB
 2017 Garrett Cline, LS
 Alex Lackey, LB
 Austin Miller, LB
 2018 Shae Wyatt, WR
 2019 John Embrey, LB

2021 Logan Twehous, QB
 2022 Ethan Brown, P
 Gabe Clark, OL
 2023 Curtis Appleton II, DB
 Gabe Clark, OL
 Reed Kaburick, OL
 Cale Miller, LB

Academic All-District

1982 Adrian Andrews, RB
 1983 Adrian Andrews, RB
 Jim Bauens, TE
 Steve Huff, PK
 1984 Adrian Andrews, RB
 Steve Huff, PK
 1985 Steve Huff, PK 1st Team
 Phil Grimes, DE
 John Ragsdale, OG
 1986 Jeff Phillips, QB 1st Team
 1993 Carl Lawrence, RB 2nd Team
 1994 Dan Kanzler, DL 2nd Team
 1996 Shane Meyer, PK 1st Team
 1997 Shane Meyer, PK 1st Team
 1998 Shane Meyer, PK 1st Team
 2000 Clint Steiner, DB 1st Team
 Matt Gigliotti, OL 3rd Team
 Tim Urich, DL 3rd Team
 2001 Rusty Miller, DL 2nd Team
 2002 Tim Urich, DL 1st Team
 Nate Thomas, WR 2nd Team
 Aaron Urich, DL 3rd Team
 2005 Darryl Grace, OL 2nd Team
 2006 Jon Books, OL 1st Team
 Matt Frankel, P 2nd Team
 2007 Jon Books, OL 2nd Team
 Matt Frankel, P 1st Team
 2011 Logan Freeman, OL 1st Team
 Brett Ginn, DB 1st Team
 2012 Logan Freeman, OL 1st Team
 Brett Ginn, DB 1st Team
 Mark Schroeder, OL 1st Team
 2013 Cody Wright, DL 1st Team
 2014 Cullen Rosine, TE 1st Team
 2015 Austin Miller, LB 1st Team
 2017 Alex Lackey 1st Team
 Austin Miller 1st Team
 2021 Codie Bell, DB 1st Team
 2022 Gabe Clark, OL 1st Team
 Jai Haynes, WR 1st Team
 Cale Miller, LB 1st Team
 Trevor Twehous, WR 1st Team
 Dallas Waller, WR 1st Team
 Liam Wortmann, OL 1st Team
 2023 Gabe Clark, OL 1st Team
 Cale Miller, LB 1st Team
 Curtis Appleton II, DB 1st Team
 Ethan Brown, P 1st Team
 Reed Kaburick, OL 1st Team
 Luke Dobson, K 1st Team

Academic All-Americans

1985 Steve Huff, K 2nd Team
 1986 Jeff Phillips, QB 2nd Team
 1996 Shane Meyer, K 2nd Team
 1997 Shane Meyer, K 1st Team
 1998 Shane Meyer, K 2nd Team
 2000 Clint Steiner, DB 2nd Team
 2011 Brett Ginn, DB 1st Team
 2012 Brett Ginn, DB 1st Team
 Logan Freeman, OL 2nd Team
 2015 Austin Miller, LB 1st Team
 2017 Alex Lackey 1st Team
 Austin Miller 2nd Team
 2021 Codie Bell, DB 2nd Team
 2023 Gabe Clark, OL 1st Team
 Cale Miller, LB 2nd Team

Mules in the UCM Hall of Fame


1992 Vernon Kennedy (1926-29)
 Clarence Whiteman (1923-26)
 Tad C. Reid (coach, 1924-34)
 1926 Team (7-0-1, MIAA Champions)
 1993 Lee S. (Bob) White (1922-26)
 1994 Fred Cameron (1924-27)
 Forrest C. (Phog) Allen (coach, 1912-17)
 Argyle Wakeman (1937-38)
 Jeff Wright (1986-87)
 1968 Team (7-2-1, Mineral Water Bowl)
 1995 Eph Markey (1917-21)
 Jim Urczyk (1966-68)
 1970 Team (9-2, MIAA Co-Champs, Pecan Bowl)
 Charles Dick (1923-25)
 1996 Armin Soph (1922-26)
 Steve Eckinger (1967-71)
 1997 1956 Team (7-2, MIAA Co-Champs)
 1998 Jerry Boyce (1957-60)
 1986 Team (9-2, MIAA Champs)
 1999 1950 Team (8-3, Shrine Bowl)
 2000 Scott Loveland (1981-84)
 2001 Ron Collier (1968-71)
 Howard Mahanes (coach, 1966-74)
 2002 Bart Woods (1990-93)
 2003 Henry Mason (1974-77)
 2004 Clark Frost (1965-68)
 Terry Noland (coach, 1983-96)
 Dean Vogelaar (1967-68)
 2005 Elliott Eley (1981-85)
 Walter Rhone (1969-72)
 2006 Jeff Phillips (1985-88)
 2007 2001 Team, William Green (1964-67)
 2008 2002 Team, Eddie Coates (1968-70),
 Kevin Nickerson (1998-2001),
 Al Molde (coach, 1980-82)
 2009 Shane Meyer (1995-98)
 2010 Kegan Coleman (2001-04),
 Joe Grubb (1989-92)
 2011 Darryl Grace (2003-05),
 Lee Thompson (2000-04)
 2012 Colston Weatherington (1999-2000)
 2013 Roderick Green (2002-03)
 2014 Todd Devoe (2001-02)
 2015 Kendall Ricketts (2004-07),
 Delanie Walker (2004-05)
 2016 Eric Czerniewski (2006-10)
 2017 Lanny Curnes (1982-85),
 DeMarco Cosby (2007-10),
 Willie Fritz (HC, 1997-2009)
 2018 2010 Team, Gary Pitts (1981-84)
 Anthony Stewart (2009-10),
 Adrian Andrews (1981-84) -
 Special Recognition
 2019 Steve Huff (1982-85)
 2020 LaVance Taylor (2011-14)
 2021 Alvin Johnson (1986-88)
 Paul Kaiser (1993-97)
 2023 Robin Fisher (1980-84)
 Jaylen Zachery (2014-17)



Mules' First-Team All-America Selections



Cannon



Coleman



Czerniewski




Davidson



Grace




Green




Grimes




Hebert



Huff




Meyer




Peoples




Puni



Ricketts



Taylor



Urczyk




Warren



Weatherington



Woods



Wright



Zebrowski



Smith



Clark



Noil

<u>Mules' First-Team All-Americans</u>		
<i>Name</i>	<i>Pos.</i>	<i>Year</i>
Jim Urczyk	OT	1968
Steve Huff	PK	1985
Phil Grimes	DE	1986
Jeff Wright	NG	1987
Mark Peoples	FS	1988
Bart Woods	DE	1992
Bart Woods	DE	1993
Shane Meyer	PK	1997
Colston Weatherington	DE	1999
Kegan Coleman	RB	2003
Roderick Green	DE	2003
Darryl Grace	OL	2005
Kendall Ricketts	FS	2006
Kendall Ricketts	FS	2007
Eric Czerniewski	QB	2010
Jamorris Warren	WR	2010
David Cannon	TE	2011
LaVance Taylor	RB	2014
Seth Hebert	TE	2017
Derrick Puni	OL	2018
Zach Davidson	TE	2019
Zach Zebrowski	QB	2023
Arkell Smith	WR	2023
Gabe Clark	OL	2023
Wryvor Noil	DB	2023





Jeff Wright became the first Mules player to make an active NFL roster. He played seven seasons for the Buffalo Bills and started at nose guard in four Super Bowls.

Photo Courtesy of the Buffalo Bills

The Mules' most successful pro football player is **Jeff Wright**, who played for seven seasons (1988-94) with the Buffalo Bills and was their starting nose tackle in four Super Bowls. Chosen in the eighth round of the 1988 NFL Draft, Wright became the first player from Central Missouri to make an NFL team's regular-season roster.

A two-time first-team All-MIAA selection, he was MIAA Defensive Player of the Year as a senior. Wright was also a first-team All-American as a senior and led the team with 119 tackles and 7.5 sacks. Wright is the only Mules' football player to have his uniform number (79) retired. He also has established a football scholarship in his name at UCM and was a 1994 inductee into the UCM Athletic Hall of Fame.

Roderick Green, who was selected in the fifth round by the Baltimore Ravens in the spring of 2004, is the highest any UCM football player has ever been drafted. He saw action in five NFL seasons, playing his first two in Baltimore and the last three with the San Francisco 49ers, finishing his career after the 2008 season. He was a 2013 inductee into the UCM Athletic Hall of Fame.

Tight End **Delanie Walker** is the Mules most recent draft choice (sixth round), signing with the San Francisco 49ers in 2006. In his seventh full season he played in all 16 games, and recorded 21 catches for 344 yards and three touchdowns. He helped the 49ers win the NFC Championship and recorded three catches for 48 yards in Super Bowl XLVII. He signed a four-year, \$17.5 million contract in the summer of 2013 with the Tennessee Titans. Walker has been named to three straight NFL Pro Bowl's from 2015-17 and was a finalist for the Walter Payton NFL Man of the Year award in 2015.

Wide receiver **Todd Devoe** had a stint with the Denver Broncos where he caught his first NFL touchdown pass in 2005. He also played with Toronto in the CFL and in the Arena League for the Orlando Predators. He was a 2014 inductee into the UCM Athletic Hall of Fame.

Two other former Mules were also active in the Arena Football League. **Colston Weatherington** was drafted in the seventh round of the 2000 NFL draft by the Dallas Cowboys. Weatherington, who decided to pass up his final year of eligibility with the Mules, was the 207th player taken in the draft. He was released by the Cowboys in 2003, but signed as a free agent with the Dallas Desperados of the

Arena Football League. He was a four-time first-team All-AFL pick on defense and was named the AFL Lineman of the Year in 2008. He was inducted into the UCM Athletic Hall of Fame in 2012.

Kevin Nickerson, meanwhile, was named to the AFL All-Rookie team in 2005. His last action was with the Orlando Predators in 2008 and he had 73 receptions for 871 yards and 13 touchdowns as a wide receiver/defensive back and has been named All-Arena League two times. He also played with the Saskatchewan Roughriders of the Canadian Football League, and in 2003 he pulled in eight passes for 103 yards. He has played for three different teams in the Arena League. He was a 2008 inductee into the UCM Athletic Hall of Fame.


The Mules have had 11 players drafted by NFL teams and 66 have signed professional free agent contracts.

The year listed for the draft picks is the last year each player competed with the Mules. The year listed for the free agents is the UCM school year in which they signed.

NFL Draft Picks

Year	Player	Position	Round	Team
1966	Keith Browne	WR	13th round	Green Bay Packers
1967	* Mike St. Louis	OT	13th round	Washington Redskins
	(St. Louis played briefly for the British Columbia Lions in the Canadian Football League)			
1968	John Mack	RB	17th round	Green Bay Packers
1969	Larry Roberts	RB	13th round	Cleveland Browns
1970	Eddie Coates	WR	15th round	Detroit Lions
1972	Walter Rhone	DB	14th round	Los Angeles Rams
1977	Henry Mason	WR	11th round	Baltimore Colts
1987	* Jeff Wright	NG	8th round	Buffalo Bills
1999	* Colston Weatherington	DE	7th round	Dallas Cowboys
2003	* Roderick Green	DE	5th round	Baltimore Ravens
2006	* Delanie Walker	TE	6th round	San Francisco 49ers
2021	Zach Davidson	TE	5th round	Minnesota Vikings

*appeared in at least one professional regular season game



Roderick Green was the highest draft pick in UCM history, going in the fifth round of the 2004 NFL draft. He is seen here sacking Arizona Cardinals quarterback Matt Leinart in 2007.

Photo Courtesy of Jason Jenkins, San Francisco 49ers



Free Agents

1923

- * Ernie Windburn, E, St. Louis
- * Sox Werner, B, St. Louis

1940

- * Argyle Wakeman, E, Cincinnati

1961

- Jerry Boyce, RB, St. Louis

1963

- Jim D'Alesio, DB, Denver

1968

- Clark Frost, WR, Philadelphia

1969

- * Garret Hunsperger, DT, British Columbia (CFL)

- Henry White, FB, Philadelphia

1971

- John Mack, LB, Kansas City

1973

- * John Mack, LB, Jacksonville (WFL)
- * Walter Rhone, DB, Chicago (WFL)

1974

- Raymond Bass, WR, Kansas City

1975

- Bruce Reed, LB, Kansas City
- Carlos Greene, RB, Kansas City

1976

- Steve Eskew, OT, Atlanta

1980

- Marcus Dixon, WR, Dallas
- Curtis Antrum, DB, Kansas City

1981

- Rick Williams, RB, St. Louis

1985

- Jim Bauwens, TE, Br. Columbia (CFL)

1987

- Phil Grimes, DE, L.A. Raiders

1988

- Elliott Eley, FB, New Orleans Saints
- Alvin Johnson, WR, Pittsburgh Steelers

1991

- Mark Peoples, DB, New York Giants

1993

- Vince Jordan, WR, Washington Redskins

1994

- Henry Caldwell, RB, San Diego Chargers

1995

- * Mike Armstrong, DT, Memphis (CFL)
- Ron Florine, OT, Kansas City Chiefs

1996

- Ron Florine, OT, Houston Oilers

1997

- * Ron Florine, OT, Scottish Claymores (WLAFL)

1998

- Paul Kaiser, QB, Buffalo (AFL)

1999

- Craig Koontz, DE, British Columbia (CFL)

2000

- * Byron Mays, DL, Norfolk (AF2)
- * Kenneth Bouie, DL, Peoria (IFL)
- * John Davis, DL, Peoria (IFL)
- * Dexter Ford, RB, Peoria (IFL)
- * Kevin Diepenbrock, OL, Sioux City (IFL)
- * Jason Graham, RB, Sioux City (IFL)
- * Stanley Williams, DB, Sioux City (IFL)

- * Jason Hennigh, OL, Sioux City (IFL)
- * Lamont Truitt, DB, Sioux City (IFL)

2001-02

- * Chris Jackson, DB, Orlando (AFL)
- * Shane Meyer, K, Norfolk (AF2)
- * Mike Orlando, DB, Sioux City (IFL)
- * Mike Armstrong, DE, St. Louis (IFL)

2002-03

- * Kenneth Bouie, DL, Buffalo (AFL)
- * Kevin Nickerson, WR, Tulsa (AF2)
- * Joe Johnson, OL, British Columbia (CFL)
- Cable Davis, QB, Edmonton (CFL)

2003-04

- * Kevin Nickerson, WR, Saskatchewan (CFL)
- Todd Devoe, WR, Baltimore
- Dennis Gile, Saskatchewan (CFL)
- Joe Johnson, OL, Dallas

2004-05

- * Kevin Nickerson, WR/DB, Austin (AFL)
- * Colston Weatherington, TE/DL, Dallas (AFL)
- * Kenneth Bouie, DL, Peoria (UIF)
- * Jason Vanloo, LB, Peoria (UIF)
- * Kegan Coleman, RB, Saskatchewan (CFL)
- * Todd Devoe, WR, Denver (NFL)
- Joe Johnson, OL, Toronto (CFL)
- Chase Ward, OL, Houston (NFL)

2005-06

- Maurice White, DL, Oakland (NFL)
- * Joe Johnson, OL, Tulsa (AF2)
- * RoShawn Marshall, Calgary (CFL)
- * Toriano Porter, Lincoln (IFL)

2006-07

- Toby Korrodi, QB, Arizona (NFL)
- Todd Devoe, WR, Saskatchewan (CFL)

2007-08

- Kendall Ricketts, FS, Toronto (CFL)

2010-11

- Jamorris Warren, WR, Carolina (NFL)
- DeMarco Cosby, TE, St. Louis (NFL)

2011-12

- Jamar Howard, WR, NY Giants (NFL)
- Anthony Stewart, RB, British Columbia (CFL)

2012-13

- DeMarco Cosby, TE, Green Bay/Kansas City (NFL)
- Logan Freeman, OL, Oakland Raiders (NFL)

2013-14

- DeMarco Cosby, TE, Tennessee (NFL)
- * Delanie Walker, TE, Tennessee (NFL)

2014-15

- Cullen Rosine, TE, New Orleans (NFL)
- LaVance Taylor, RB, Ottawa/BC (CFL)/Kansas City (NFL)

2015-16

- Brian Berzanski, OL, Arizona (NFL)

2016-17

- LaVance Taylor, RB, Montreal (CFL)

2017-18

- Garrett Fugate, QB, Montreal (CFL)
- Connor Flagel, DL, Tennessee (NFL)

2018-19

- Derrick Puni, OL, Dallas (NFL)


*appeared in at least one professional regular season game



Kevin Nickerson was named to the Arena Football League All-Rookie Team in 2004 after leading the Austin Wranglers in receiving, scoring, and tackles. Photo Courtesy of the Austin Wranglers



Colston Weatherington spent a year with the Dallas Cowboys, and then was a starting DT/TE with the Dallas Desperados of the Arena Football League. Photo Courtesy of the Dallas Desperados



Todd Devoe made his mark in NFL Europe in 2004 before scoring a touchdown for the Denver Broncos against the Eagles in 2005. Photo Courtesy of the Denver Broncos



Delanie Walker is the second-highest pick in UCM history as he was drafted in the sixth round by the San Francisco 49ers in the 2006 NFL Draft. He signed a free agent deal with the Tennessee Titans before the 2013 season. Photo Courtesy of the Tennessee Titans



1895 3-2 (Coach: Unknown)

Wentworth Military	L	6-10
Clinton Academy	W	20-0
Marmaduke Military	W	12-0
Missouri	L	0-16
Sedalia YMCA	W	12-0

1896 No results available

1897 0-4 (Coach: Unknown)

Missouri	L	0-10
Kansas	L	0-23
Wentworth Military	L	5-10
Fort Scott	L	0-8

1898 2-3 (Coach: Ewing Cockrell)

Missouri Valley	W	5-0
Chilhowee	W	12-0
Kansas	L	0-33
Wentworth Military	L	10-23
Fort Scott	L	0-40

1899 5-1 (Coach: Arthur Mosse)

Missouri	L	0-11
Sedalia	W	57-0
Central College (Fayette)	W	16-0
Fort Scott	W	13-0
Haskell Indian School	W	17-5
Wentworth Military Academy	W	22-2

1900 7-4 (Coach: E.C. Quigley)

Chilhowee	W	12-6
Missouri	L	6-11
Haskell Indian School	L	0-16
William Jewell	W	15-0
Ottawa	L	0-20
Sedalia	W	45-0
Lee's Summit	W	52-0
Fort Scott	L	0-24
Missouri Valley	W	12-0
Western Military Academy	W	6-5
Kansas City Medical School	W	6-5

1901 8-2 (Coach: E.C. Quigley)

Missouri-Kansas Inter-State Champions

Central Business College-Sedalia	W	6-0
Central Business College-Sedalia	W	16-0
Medical College-Kansas City	W	21-0
Missouri	W	2-0
Kansas City Medical School	L	0-10
Missouri Valley	W	38-0
Chilhowee	W	32-0
Pierce City Baptist College	L	6-18
Wentworth Military Academy	W	17-0
Emporia Normal School	W	12-0

1902 6-3 (Coach: Arthur Mosse)

Kansas St. Normal (Emporia)	W	16-11
09/27 at Washburn	L	0-6
Missouri School of Mines	W	11-6
Sedalia	L	0-2
Kansas City Medical School	L	6-23
Marion Sims	W	16-2
University of Arkansas	W	15-5
Pleasant Hill	W	95-0
William Jewell	W	34-0

1903 1-2 (Coach: Joseph Ferguson)

Kansas St. Normal (Emporia)	W	6-5
Missouri-Rolla	L	0-5
St. Louis University	L	0-5

1904 5-2 (Coach: Joseph Ferguson)

St. Louis University	L	0-12
Sedalia	W	27-4
Buckner (forfeit by Buckner) +	T	11-11
Westminster	W	33-0
Kemper Military	W	41-23
Higginsville	W	37-0
St. Mary's College	L	0-28
+ Game forfeited by Buckner		

1905 1-4 (Coach: Joseph Ferguson)

Kemper Military	L	5-6
Sedalia	W	15-0
Kansas	L	0-30
Emporia State	L	6-34
Kirkville Normal	L	6-12

1906 4-5 (Coach: James Brown)

Missouri	L	2-41
Kansas St. Normal (Emporia)	L	0-10
Kirkville Normal	W	15-10
William Jewell	L	0-5
Central Business College	W	5-0
Westminster	L	0-2
Wentworth Military	W	11-5
Kemper Military	W	57-5
Cape Girardeau Normal	L	6-16

1907 7-2 (Coach: G.A. Lowman)

Missouri-Kansas Inter-State Champions

Kemper Military	W	85-0
Missouri	L	6-38
Central College (Fayette)	W	39-0
Wentworth Military	L	0-15
Kansas City Medical College	W	65-0
Westminster	W	4-0
Missouri Wesleyan (Cameron)	W	28-0
Kansas St Normal (Emporia)	W	12-0
Cape Girardeau Normal	W	34-4

1908 2-3-1 (Coach: A.A. Mason)

Missouri Wesleyan (Cameron)	W	41-0
Missouri	L	6-56
Tarkio	L	0-25
Wentworth Military	T	0-0
William Jewell	W	20-6
Kansas St. Normal (Emporia)	L	0-12

1909 3-3-2 (Coach: A.A. Mason)

Kemper Military	W	23-0
Ottawa	L	3-6
Kirkville Normal	L	0-2
Wentworth Military	W	6-3
Central College (Fayette)	W	12-0
Drury	T	0-0
William Jewell	L	0-11
Kansas St Normal (Emporia)	T	0-0

1910 6-0-1 (Coach: F.J. Winters)

Missouri Wesleyan (Cameron)	T	0-0
Westminster	W	6-0
Kirkville Normal	W	11-0
Wentworth Military	W	7-0
William Jewell	W	6-0
Springfield Normal	W	15-0
Missouri Valley	W	34-0

1911 2-2-1 (Coach: F.J. Winters)

Kansas St. Normal (Emporia)	L	5-9
Kirkville Normal	W	5-3
William Jewell	T	0-0
Central College (Fayette)	L	0-15
Springfield Normal	W	34-0

Forrest C. (Phog) Allen

6 seasons, 1912-1917
29-17-2 (.625)



1912 5-4

MIAA Champions

Kemper Military	W	127-0
Kansas	L	0-27
Missouri Wesleyan (Cameron)	W	25-0
Westminster	W	27-0

Wentworth Military	L	7-14
Kansas City Medical College	W	7-0
William Jewell	W	29-0
Kansas St. Normal (Emporia)	W	34-13

1913 7-2

MIAA Champions

Wentworth Military Academy	W	63-0
Central College (Fayette)	W	21-0
Westminster	W	16-6
Missouri Wesleyan (Cameron)	W	63-6
Drury	W	7-0
Tarkio	W	46-6
William Jewell	L	0-6
Haskell Indian School	L	7-40
Kansas St. Normal (Emporia)	W	14-13

1914 5-4

MIAA Champions

Westminster	W	27-0
Missouri Wesleyan (Cameron)	L	7-12
10/16 Washburn	L	0-6
Central College (Fayette)	W	20-7
St. Mary's College	L	14-19
Kirkville Normal	W	76-0
Tarkio	W	31-7
William Jewell	W	10-7
Kansas St. Normal (Emporia)	L	0-49

1915 4-2-2

MIAA Champions

Kansas City Medical College	W	24-7
St. Mary's College	W	33-0
Kansas City Medical College	W	10-7
10/23 at Washburn	L	7-19
Kansas St. Normal (Emporia)	T	16-16
Christian Brothers College	W	24-0
Missouri School of Mines	L	7-13
Kirkville Osteopathy School	T	0-0

1916 6-3

Kemper Military	W	66-0
Kansas City Medical College	W	26-6
Midland College	W	14-3
Oklahoma A & M	L	7-16
Missouri School of Mines	L	13-14
Kansas Normal (Pittsburg)	L	0-12
St. Louis University	W	24-0
Haskell Indian School	W	6-0
Kirkville Osteopathy School	W	29-14

1917 1-4

Wentworth Military	W	14-6
Kansas Normal (Pittsburg)	L	0-33
Oklahoma A & M	L	0-27
Haskell Indian School	L	7-66
University of Arkansas	L	0-32

1918 World War I - no team



Bill Greim
5 seasons, 1919-1923
17-23-5 (.433)

1919 2-6-1

Central College (Fayette)	L	0-51
Missouri Wesleyan (Cameron)	L	0-27
Drury	L	6-39
Kirkville Osteopathy School	L	12-20
Tarkio	L	7-12
Missouri School of Mines	W	6-0
Missouri Valley	W	32-0
Kansas Normal (Pittsburg)	L	0-14
Kirkville Normal	T	0-0



Year-by-Year Results

1920 5-3-1

Wentworth Military	T	0-0
Tarkio	W	39-14
Missouri Wesleyan (Cameron)	L	2-14
Kansas Normal (Pittsburg)	W	9-7
Drury	W	27-0
Missouri School of Mines	L	0-17
Missouri Valley	W	20-7
Central College (Fayette)	W	28-0
Kirkville Normal	L	0-28

1921 2-5-1

Wentworth Military	T	6-6
William Jewell	L	0-19
Kemper Military	L	0-49
Tarkio	L	7-41
Kansas City Medical College	L	0-6
Drury	W	14-0
Maryville Normal	W	33-7
Kirkville Normal	L	0-7

1922 3-6

Wentworth Military	W	6-0
Drury	W	7-3
Tarkio	L	6-26
Westminster	W	7-0
Maryville Normal	L	6-8
William Jewell	L	0-28
Missouri Valley	L	0-12
Central College (Fayette)	L	6-10
Kirkville Normal	L	7-13

1923 5-3-2

Wentworth Military	W	32-0
Haskell Indian School	L	0-89
Drury	L	0-6
Missouri Wesleyan (Cameron)	L	7-16
Westminster	W	13-9
William Jewell	W	13-10
Maryville Normal	W	20-3
Missouri Valley	T	0-0
Central College (Fayette)	T	6-6
Kirkville Normal	W	2-0



**Theodore (Tad)
C. Reid**
11 seasons, 1924-1934
44-43-9 (.505)

1924 4-4-1, 2-1-1/3rd

Kansas Normal (Pittsburg)	L	0-6
Wentworth Military	W	18-6
Missouri Wesleyan (Cameron)	L	0-16
Springfield Normal *	W	7-0
Kirkville Osteopathy School	L	7-27
Maryville Normal *	L	0-9
Cape Girardeau Normal *	W	19-0
Central College (Fayette)	W	32-0
Kirkville Normal *	T	7-7

1925 4-4-1, 1-2-1/T-3rd

Ottawa	W	17-7
Drury	L	0-11
Wentworth Military	L	7-10
Missouri Wesleyan (Cameron)	W	3-0
Central College (Fayette)	W	6-0
Springfield Normal *	W	7-0
Kirkville Normal *	T	0-0
Maryville Normal *	L	7-10
Cape Girardeau Normal *	L	0-7

1926 7-0-1, 4-0/1st

MIAA Champions		
Drury	W	27-0
Missouri Wesleyan (Cameron)	W	35-7
Central College (Fayette)	W	13-0
Ottawa	T	6-6
Springfield Normal *	W	7-0
Kirkville Normal *	W	19-12
Maryville Normal *	W	12-0
Cape Girardeau Normal *	W	33-0

1927 5-3, 3-1/2nd MIAA

Ottawa	W	7-6
Central College (Fayette)	L	6-18
Springfield Teachers *	W	20-0
Kirkville Teachers *	L	13-19
Cape Girardeau Teachers *	W	19-6
Drury	W	20-6
Maryville Teachers *	W	19-6
Kirkville Osteopathy School	L	0-19

1928 4-2-2, 1-2-1/T-3rd MIAA

Central College (Fayette)	W	7-3
Drury	W	6-0
Kirkville Teachers *	L	7-13
Ottawa	W	6-0
Cape Girardeau Teachers *	W	25-7
Springfield Teachers *	L	0-6
Maryville Teachers *	T	0-0
William Jewell	T	0-0

1929 0-8-1, 0-2-1/4th MIAA

Central College (Fayette)	L	0-24
Missouri Valley	L	0-27
William Jewell	L	0-12
Kirkville Teachers *	L	12-38
Maryville Teachers *	T	6-6
Kansas State Normal (Emporia)	L	0-19
Springfield Teachers *	L	0-6
Cape Girardeau Teachers	L	2-6
Ottawa	L	7-28

1930 3-4-1, 0-3/4th MIAA

Central College (Fayette)	L	0-26
Missouri Valley	T	0-0
Southwest Missouri Teachers	L	0-13
Northeast Missouri Teachers	L	6-7
Kemper Military	W	19-0
Northwest Missouri Teachers	L	0-19
Ottawa	W	32-0
Drury	W	13-0

1931 3-8, 1-3/4th MIAA

Ottawa	L	0-7
Northeast Missouri Teachers *	L	7-19
Northwest Missouri Teachers *	L	0-12
William Jewell	L	0-6
Missouri Valley	L	0-7
Central College (Fayette)	L	0-18
Kemper Military	W	59-0
Southeast Missouri Teachers *	W	6-0
Southwest Missouri Teachers *	L	14-20
Wentworth Military	W	13-0
William Jewell	L	0-6

1932 4-3-1, 1-2-1/4th MIAA

Central College (Fayette)	W	7-0
St. Benedict's	L	19-32
Southeast Missouri Teachers *	W	7-0
Wentworth Military	W	33-11
Northeast Missouri Teachers *	L	0-18
Southwest Missouri Teachers *	T	0-0
Drury	W	31-6
Northwest Missouri Teachers *	L	0-12


1933 6-3, 3-1/2nd MIAA

St. Benedict's	L	7-21
Northeast Missouri Teachers *	L	7-33
Northwest Missouri Teachers *	W	7-0
Kansas	L	0-34
Central College (Fayette)	W	13-0

Missouri Valley	W	32-0
Chillicothe Business College	W	18-7
Southwest Missouri Teachers *	W	21-6
Southeast Missouri Teachers *	W	13-6

1934 4-4-1, 0-4/5th MIAA

Chillicothe Business College	W	20-0
Baker	W	6-0
Central College (Fayette)	T	0-0
Southeast Missouri Teachers *	L	6-7
Missouri Valley	W	13-0
Northeast Missouri Teachers *	L	6-24
Northwest Missouri Teachers *	L	2-12
Southwest Missouri Teachers *	L	0-6
William Jewell	W	26-0



Carl Voltmer
9 seasons, 1935-43
34-31-10 (.520)

1935 4-3-1, 2-2-1/T-3rd MIAA

Missouri School of Mines	W	20-6
Northeast Missouri Teachers *	L	9-10
Northwest Missouri Teachers *	W	3-2
William Jewell	W	20-0
Missouri	L	0-6
Southeast Missouri Teachers *	L	13-16
Southwest Missouri Teachers *	T	13-13
Chillicothe Business College	W	40-7

1936 6-2, 4-1/2nd MIAA

Kansas Wesleyan	L	7-29
Missouri School of Mines	W	20-0
Northeast Missouri Teachers *	L	7-13
Northwest Missouri Teachers *	W	7-6
Central College (Fayette)	W	26-6
Southeast Missouri Teachers *	W	14-2
Southwest Missouri Teachers *	W	13-0
Missouri Valley	W	13-6

1937 7-1, 4-1/2nd MIAA

Kansas Wesleyan	W	14-0
Missouri School of Mines	W	20-6
Northeast Missouri Teachers *	W	13-6
Northwest Missouri Teachers *	W	25-7
Central College (Fayette)	W	25-0
Southeast Missouri Teachers *	L	6-20
Southwest Missouri Teachers *	W	19-0
Tarkio	W	9-0

1938 2-5-1, 1-3-1/5th MIAA

Tarkio	L	13-14
Kansas Wesleyan	W	40-0
Central College (Fayette)	L	13-14
Southeast Missouri Teachers *	L	0-6
Southwest Missouri Teachers *	T	13-13
Northwest Missouri Teachers *	L	0-13
Northeast Missouri Teachers *	W	19-13
Missouri School of Mines	L	6-29

1939 3-3-3, 1-2-2/4th MIAA

Kansas Wesleyan	W	14-0
Missouri School of Mines	L	7-13
Northeast Missouri Teachers *	W	20-6
Northwest Missouri Teachers *	L	0-12
Central College (Fayette)	T	6-6
Southeast Missouri Teachers *	T	0-0
Southwest Missouri Teachers *	T	13-13
Missouri Valley	L	7-8
Rockhurst	W	13-12





1940 5-4, 2-3/4th MIAA

Kansas Teachers (Pittsburg)	W	20-0
Central College (Fayette)	W	18-0
Southeast Missouri Teachers *	W	13-0
Missouri School of Mines *	W	7-6
Northeast Missouri Teachers *	L	6-9
Rockhurst	L	7-14
Southwest Missouri Teachers *	L	0-13
Northwest Missouri Teachers *	L	0-9
Missouri Valley	W	19-13

1941 3-2-3, 2-1-1/3rd MIAA

Kansas Teachers (Pittsburg)	T	6-6
Rockhurst	L	0-6
Missouri School of Mines *	T	0-0
Southeast Missouri Teachers *	T	0-0
Northeast Missouri Teachers *	W	6-0
Central College (Fayette)	W	28-0
Southwest Missouri Teachers *	W	7-0
Northwest Missouri Teachers *	L	0-21

1942 0-7, 0-4/5th MIAA

Rockhurst	L	13-40
Kansas Teachers (Pittsburg)	L	7-32
Missouri Valley	L	14-31
Southeast Missouri Teachers *	L	0-27
Missouri School of Mines *	L	7-32
Southwest Missouri Teachers *	L	0-21
Northwest Missouri Teachers *	L	0-52

1943 4-4-2, No MIAA Competition

Kansas Teachers (Pittsburg)	L	0-20
Missouri Valley	W	19-0
Missouri School of Mines	W	6-0
Northwest Missouri Teachers	L	13-20
Southeast Missouri Teachers	L	0-27
Wentworth Military	W	54-0
11/05 at Washburn	T	0-0
Kansas	L	12-13
Missouri Valley	W	26-6
William Jewell	T	13-13

1944 4-4 (Coach: Robert White)

09/08 at Washburn	L	2-12
Missouri Valley	W	13-0
Northwest Missouri State	L	6-28
Missouri Valley	W	25-6
Southeast Missouri State	W	18-14
Rockhurst	W	20-7
Kansas Teachers (Pittsburg)	L	7-19
Olathe Naval Air Station	L	12-13

No MIAA competition

1945 1-6 (Coach: Robert White)

09/07 at Washburn	L	0-25
Kansas Teachers (Pittsburg)	L	7-19
Missouri "B"	L	0-13
Peru State (Neb.)	L	0-7
Peru State (Neb.)	L	0-31
Wichita State	L	0-25
Southwest Missouri State	W	6-0

No MIAA competition

1946 3-5-1, 0-4-1/6th MIAA (Coach: Judd Dean)

Kansas Teachers (Pittsburg)	L	0-12
Central College (Fayette)	W	14-12
Missouri School of Mines *	L	0-20
Rockhurst	W	20-0
Northeast Missouri State *	T	0-0
Southwest Missouri State *	L	7-12
Northwest Missouri State *	L	6-15
Southeast Missouri State *	L	0-40
Wentworth Military	W	7-5

1947 2-7-0, 1-4/6th MIAA (Coach: Judd Dean)

Wichita State	L	0-33
Rockhurst	W	6-0
Central College (Fayette)	L	6-7
Southeast Missouri State *	W	12-0
Missouri School of Mines *	L	7-14
Missouri Valley	L	6-21

Northeast Missouri State *	L	6-7
Southwest Missouri State *	L	0-13
Northwest Missouri State *	L	0-15

1948 0-7-2, 0-4-1/6th MIAA (Coach: Tate C. Page)

Rockhurst	T	14-14
Central College (Fayette)	L	6-26
Missouri School of Mines *	L	0-18
Southeast Missouri State *	T	12-12
Missouri Valley	L	7-34
Northeast Missouri State *	L	0-7
Southwest Missouri State *	L	0-25
Northwest Missouri State *	L	6-20
Quincy (Ill.)	L	0-12

1949 3-5, 2-3/4th MIAA (Coach: Tate C. Page)

Northwest Missouri State *	L	13-40
Northeast Missouri State *	W	26-13
Southeast Missouri State *	W	21-6
Southwest Missouri State *	L	18-28
Missouri School of Mines *	L	0-31
Missouri Valley	L	0-15
Rockhurst	W	35-6
Central College (Fayette)	L	14-20

1950 8-3, 3-2/3rd MIAA (Coach: Tate C. Page)

Southwestern (Kan.)	W	19-7
College of Emporia	W	26-21
St. Benedict's (Kan.)	W	20-6
Southeast Missouri State *	W	21-2
Missouri School of Mines *	L	13-32
Missouri Valley	L	21-31
Northeast Missouri State *	W	33-13
Southwest Missouri State *	L	12-27
Northwest Missouri State *	W	32-19
Bethel (Kan.)	W	32-7

Shrine Bowl @ Pittsburg, Kan.

12/02 Kansas Teachers (Pittsburg)	W	32-21
-----------------------------------	---	-------

1951 0-7-2, 0-4-1/T-5th MIAA (Coach: Tate C. Page)

Southwestern (Kan.)	T	6-6
College of Emporia	L	7-12
St. Benedict's (Kan.)	L	21-33
Missouri School of Mines *	L	6-12
Missouri Valley	L	0-27
Northeast Missouri State *	L	6-22
Southwest Missouri State *	L	6-31
Northwest Missouri State *	L	7-20
Southeast Missouri State *	T	13-13



Harry Fritz
1 season, 1952
1-6 (.143)

1952 1-6, 1-4/T-5th MIAA

St. Benedict's (Kan.)	L	7-33
Southwest Missouri State *	L	0-14
Missouri School of Mines *	L	14-20
William Jewell	L	0-36
Northeast Missouri State *	L	0-32
Southwest Missouri State *	W	7-6
Northwest Missouri State *	L	0-13



Lew Comer
4 seasons, 1953-1956
15-19-2 (.444)

1953 0-7-2, 0-4-1/6th MIAA

Olathe Naval Air Station	T	13-13
St. Benedict's (Kan.)	L	6-12
Southeast Missouri State *	T	7-7
Missouri School of Mines *	L	0-20
William Jewell	L	7-20
Northwest Missouri State *	L	7-27
Northeast Missouri State *	L	6-25
Southwest Missouri State *	L	7-19
Missouri Valley	L	7-40

1954 3-6, 1-4/T-4th MIAA

Doane (Neb.)	W	6-0
State College of Arkansas	W	33-0
Southwest Missouri State *	L	7-13
Kansas Teachers (Pittsburg)	L	13-33
Southeast Missouri State *	L	0-30
Missouri School of Mines *	L	6-19
Northwest Missouri State *	W	12-6
Northeast Missouri State *	L	6-26
Missouri Valley	L	6-40

1955 5-4, 4-1/2nd MIAA

College of Emporia	L	0-7
Kansas Teachers (Pittsburg)	L	6-7
Southwestern (Kan.)	L	0-28
Northeast Missouri State *	W	19-7
Southwest Missouri State *	W	13-0
Northwest Missouri State *	W	14-7
Southeast Missouri State *	L	12-13
Missouri School of Mines *	W	25-19
Baker (Kan.)	W	18-0

1956 7-2, 4-1/T-1st MIAA

Peru State (Neb.)	W	28-14
Southwestern (Kan.)	W	27-0
Sterling (Kan.)	W	24-6
Northwest Missouri State *	W	13-6
Northeast Missouri State *	W	20-7
Missouri School of Mines *	L	27-29
Southeast Missouri State *	W	26-21
Southwest Missouri State *	W	14-0
Kansas Teachers (Pittsburg)	L	6-28

1957 1-7-1, 1-3-1/5th MIAA

Peru State (Neb.)	L	7-13
Kansas Teachers (Pittsburg)	L	0-31
Sterling (Kan.)	L	13-20
Missouri School of Mines *	L	6-47
Southeast Missouri State *	T	20-20
Southwest Missouri State *	W	35-6
Northwest Missouri State *	L	6-20
Northeast Missouri State *	L	13-14
Lincoln	L	7-46

1958 2-6-1, 1-4/5th MIAA (Coach: Harold L. Yinger)

Morningside (Iowa)	W	26-13
Kansas State College (Emporia)	L	0-25
Kansas Teachers (Pittsburg)	T	19-19
Lincoln	L	0-41
Missouri School of Mines *	L	14-26
Northeast Missouri State *	L	13-32
Northwest Missouri State *	W	28-6
Southwest Missouri State *	L	14-19
Southeast Missouri State *	L	6-42



Year-by-Year Results

1959 3-7, 1-4/T-5th MIAA (Coach: Harold L. Yinger)

Morningside (Iowa)	L	6-14
Kansas State College (Emporia)	W	23-21
Kansas Teachers (Pittsburg)	W	27-26
Lincoln	L	0-6
Missouri School of Mines*	L	20-34
Northeast Missouri State*	L	17-26
Northwest Missouri State*	W	18-13
Southwest Missouri State*	L	8-28
Southeast Missouri State*	L	7-42
Arkansas State	L	6-54

1960 4-5, 1-4/5th MIAA (Coach: Harold L. Yinger)

Kansas State College (Emporia)	W	21-12
Kansas Teachers (Pittsburg)	L	21-39
Kearney State (Neb.)	W	71-19
10/08 Washburn	W	35-14
Southwest Missouri State*	L	6-19
Southeast Missouri State*	L	0-23
Missouri School of Mines*	W	23-12
Northeast Missouri State*	L	0-25
Northwest Missouri State*	L	19-41

1961 3-5, 2-3/T-4th MIAA (Coach: Robert Hoff)

Kansas Teachers (Pittsburg)	L	0-47
09/29 at Washburn	L	15-27
Kansas State College (Emporia)	W	12-7
Southwest Missouri State*	W	22-14
Southeast Missouri State*	L	0-3
Missouri School of Mines*	L	6-20
Northeast Missouri State*	L	7-14
Northwest Missouri State*	W	44-13

1962 2-6-1, 2-3/4th MIAA (Coach: Richard Carter)

Kansas Teachers (Pittsburg)	L	0-16
09/29 Washburn	L	0-20
Kansas State College (Emporia)	T	0-0
Northeast Missouri State*	L	7-42
Northwest Missouri State*	W	13-0
Southwest Missouri State*	L	0-27
Southeast Missouri State*	L	0-29
Missouri School of Mine*	W	20-14
Northeastern (Okla.) State	L	0-7

1963 1-8, 1-4/T-5th MIAA (Coach: Kenneth Robb)

Kansas Teachers (Pittsburg)	L	0-7
09/28 at Washburn	L	0-34
Kansas State College (Emporia)	L	7-13
Northeast Missouri State*	L	0-12
Northwest Missouri State*	W	13-12
Southwest Missouri State*	L	0-59
Southeast Missouri State*	L	13-41
Missouri-Rolla*	L	0-10
Northeastern (Okla.) State	L	0-62

1964 1-8, 0-5/6th MIAA (Coach: Kenneth Robb)

Kansas Teachers (Pittsburg)	L	7-21
09/26 Washburn	L	0-31
Kansas State College (Emporia)	W	21-0
Fort Hays State	L	6-40
Northwest Missouri State*	L	0-34
Southwest Missouri State*	L	0-35
Southeast Missouri State*	L	0-23
Missouri-Rolla*	L	0-14
Northeast Missouri State*	L	7-38

1965 2-6-1, 1-4/5th MIAA (Coach: Kenneth Robb)

Kansas Teachers (Pittsburg)	L	6-23
09/25 at Washburn	T	7-7
Kansas State College (Emporia)	W	7-6
Fort Hays State	L	14-40
Northwest Missouri State*	L	7-28
Southwest Missouri State*	L	13-35
Southeast Missouri State*	L	14-16
Missouri-Rolla*	W	26-22
Northeast Missouri State*	L	8-34



Howard Mahanes
9 seasons, 1966-1974
43-45-3 (.489)

1966 4-5, 2-3/4th MIAA

09/17 Pittsburg State	L	18-20
09/24 Washburn	W	38-7
10/01 at Emporia State	W	23-14
10/08 at Northern Arizona State	L	16-34
10/15 at Southeast Missouri State*	L	14-34
10/22 at Missouri-Rolla*	W	28-26
10/29 Northeast Missouri State*	W	17-13
11/05 at Northwest Missouri State*	L	14-21
11/12 Southwest Missouri State*	L	0-10

1967 6-4, 4-1/2nd MIAA

09/16 at Ball State (Ind.)	L	7-41
09/23 at Washburn	W	14-0
09/30 Kansas State College (Emporia)	W	41-14
10/07 at Illinois State	L	0-27
10/14 Southeast Missouri State*	L	14-24
10/21 Missouri-Rolla*	W	21-0
10/28 at Northeast Missouri State*	W	9-0
11/04 Northwest Missouri State*	W	24-14
11/11 at Southwest Missouri State*	W	40-9
11/18 at Harding (Ark.)	L	13-27

1968 7-2-1, 4-1/2nd MIAA

09/21 Washburn	W	34-0
09/28 at Kansas State Teachers of Emporia	T	41-41
10/05 Illinois State	W	28-0
10/12 Harding (Ark.)	W	35-0
10/19 at Missouri-Rolla*	W	20-16
10/26 Northeast Missouri State*	W	14-7
11/02 at Northwest Missouri State*	W	28-7
11/09 Southwest Missouri State*	W	35-7
11/16 at Southeast Missouri State*	L	7-35

Mineral Water Bowl - Excelsior Springs, Mo.

11/30 vs Doane (Neb.)	L	0-10
-----------------------	---	------

1969 5-4, 2-3/T-4th MIAA

09/20 at Washburn	W	17-0
09/27 Kansas State College (Emporia)	W	56-45
10/04 at Eastern Illinois	W	41-14
10/11 at Western Illinois	L	13-31
10/18 Missouri-Rolla*	L	0-24
10/25 at Northeast Missouri State*	L	10-28
11/01 Northwest Missouri State*	L	25-28
11/08 at Southwest Missouri State*	W	52-13
11/15 Southeast Missouri State*	W	44-24

1970 9-2, 5-1/T-1st MIAA

MIAA Co-Champions		
09/12 Western Illinois	W	23-3
09/19 Illinois State	W	29-8
09/26 at Kansas State Teachers of Emporia	W	23-16
10/03 at Eastern Illinois	W	27-17
10/10 Northwest Missouri State*	W	41-12
10/17 at Southwest Missouri State*	W	28-14
10/24 Northeast Missouri State*	L	21-28
10/31 Missouri-Rolla*	W	34-7
11/07 at Lincoln*	W	28-27
11/21 at Southeast Missouri State*	W	16-7

Pecan Bowl - Arlington, Texas

12/12 vs Arkansas State	L	21-38
-------------------------	---	-------

1971 4-6, 2-4/T-5th MIAA

09/18 at Illinois State	L	14-18
09/25 Kansas State Teachers of Emporia	W	10-7
10/02 at Lamar University	L	6-35
10/09 at Northwest Missouri State*	L	22-24
10/16 Southwest Missouri State*	W	16-13
10/23 at Northeast Missouri State*	L	6-21
10/30 at Missouri-Rolla*	L	14-25
11/06 Lincoln*	W	14-0

11/13 Eastern Illinois	W	24-7
11/20 Southeast Missouri State*	L	6-16

1972 3-7-1, 1-4-1/6th MIAA


09/09 Kearney State	W	21-14
09/16 at State College of Arkansas	L	14-21
09/23 at Kansas State Teachers of Emporia	L	10-20
09/30 Northeastern (Okla.) State	L	14-16
10/07 Northwest Missouri State*	L	12-38
10/14 at Southwest Missouri State*	L	25-31
10/21 Northeast Missouri State*	T	7-7
10/28 Missouri-Rolla*	W	35-24
11/04 at Lincoln*	L	7-14
11/11 at Eastern Illinois	W	35-14
11/18 at Southeast Missouri State*	L	21-28

1973 2-8, 1-5/7th MIAA

09/08 at Kearney State	L	13-21
09/15 State College of Arkansas	L	14-21
09/22 Kansas State Teachers of Emporia	L	10-56
10/06 at Northwest Missouri State*	L	7-15
10/13 Southwest Missouri State*	W	17-13
10/20 at Northeast Missouri State*	L	14-21
10/27 at Missouri-Rolla*	L	14-24
11/03 Lincoln*	L	13-23
11/10 at Missouri Southern	W	44-19
11/17 Southeast Missouri State*	L	0-27

1974 3-7-1, 1-4-1/6th MIAA

09/07 Eastern Illinois	W	19-14
09/21 at State College of Arkansas	L	13-33
09/28 Kansas State Teachers of Emporia	L	13-33
10/05 at Northeastern (Okla.) State	L	13-14
10/12 at Southwest Missouri State*	L	26-37
10/19 Northwest Missouri State*	L	3-7
10/26 Missouri-Rolla*	T	21-21
11/02 Northeast Missouri State*	L	6-13
11/09 Southeast Missouri State*	L	18-31
11/16 Missouri Southern	L	22-27
11/23 at Lincoln*	W	32-19



Walt Hicklin
5 seasons, 1975-1979
16-35-0 (.314)

1975 5-5, 2-4/T-5th MIAA

09/20 Central Arkansas	W	8-0
09/27 at Emporia State	W	20-3
10/04 Eastern Illinois	W	23-18
10/11 Southwest Missouri State*	W	24-14
10/18 at Northwest Missouri State*	L	7-30
10/25 at Missouri-Rolla*	W	29-0
11/01 at Northeast Missouri State*	L	12-27
11/08 Southeast Missouri State*	L	6-31
11/15 at Missouri Western	L	20-24
11/22 Lincoln*	L	7-20

1976 3-8, 2-4/T-5th MIAA

09/11 Missouri Southern	L	12-14
09/18 at Central Arkansas	L	3-21
09/25 Emporia Kansas State College	W	18-7
10/02 at Eastern Illinois	L	14-41
10/09 at Southeast Missouri State*	L	26-29
10/16 Missouri-Rolla*	L	15-29
10/23 Northwest Missouri State*	L	7-10
10/30 at Lincoln*	W	16-0
11/06 Northeast Missouri State*	W	34-20
11/13 Missouri Western	L	13-17
11/20 at Southwest Missouri State*	L	12-34

1977 3-7, 2-4/6th MIAA

09/10 at Missouri Southern	L	19-30
09/17 Central Arkansas	L	21-24
09/24 at Emporia Kansas State	W	25-20





10/01	Northeastern (Okla.) State	L	13-21
10/08	Southeast Missouri State*	L	28-40
10/15	at Missouri-Rolla*	L	14-20
10/22	at Northwest Missouri State*	L	12-27
10/29	Lincoln*	W	23-20
11/05	at Northeast Missouri State*	L	23-45
11/19	Southwest Missouri State*	W	14-7


1978 2-8, 2-4/T-4th MIAA

09/09	Missouri Southern	L	7-39
09/16	at Central Arkansas	L	17-20
09/23	Emporia State	L	23-24
09/30	at Northeastern (Okla.) State	L	14-50
10/07	Northwest Missouri State*	W	31-7
10/14	at Southeast Missouri State*	W	17-16
10/21	at Lincoln*	L	6-21
10/28	Northeast Missouri State*	L	6-21
11/04	at Southwest Missouri State*	L	7-38
11/18	Missouri-Rolla*	L	7-17

1979 3-7, 1-5/T-6th MIAA

09/08	at Missouri Southern	L	10-14
09/15	Central Arkansas	L	7-31
09/22	at Emporia State	L	0-21
10/06	at Northwest Missouri State*	L	14-26
10/13	Southeast Missouri State* +	L	15-31
10/20	Lincoln*	W	29-17
10/27	at Northeast Missouri State*	L	16-35
11/03	at Southwest Missouri State*	L	14-60
11/10	Evangel	W	28-14
11-17	at Missouri-Rolla*	L	0-6

+ Game later forfeited by Southeast Missouri State



Al Molde
3 seasons, 1980-82
17-9-4 (.633)

1980 6-3-1, 3-3/T-3rd MIAA


09/13	Missouri Southern	T	3-3
09/20	Emporia State	W	17-11
09/27	at Arkansas-Monticello	W	17-0
10/04	Northwest Missouri State*	W	27-21
10/11	at Southwest Missouri State*	L	14-21
10/18	Northeast Missouri State*	W	20-7
10/25	Missouri-Rolla*	L	15-16
11/01	at Lincoln*	W	33-14
11/08	at Evangel	W	40-7
11/15	at Southeast Missouri State*	L	17-31

1981 4-3-3, 2-2-1/4th MIAA

09/12	at Missouri Southern	T	9-9
09/19	at Emporia State	W	16-7
09/26	Arkansas Tech	L	19-21
10/03	at Northwest Missouri State*	L	0-7
10/10	Southwest Missouri State*	T	6-6
10/17	at Northeast Missouri State*	L	10-20
10/24	at Missouri-Rolla*	T	0-0
10/31	Lincoln*	W	9-7
11/07	Evangel	W	28-14
11/14	at Southeast Missouri State*	W	31-11

1982 7-3, 3-2/3rd MIAA

09/11	Missouri Southern	W	20-17
09/18	at Murray State	W	10-0
09/25	at Arkansas Tech	W	13-10
10/02	Northwest Missouri State*	W	27-3
10/09	at Southwest Missouri State*	L	3-21
10/16	Northeast Missouri State*	L	20-23
10/23	Missouri-Rolla*	W	23-20
10/30	at Lincoln*	W	33-7
11/06	at Evangel	W	52-8
11/13	at Southeast Missouri State*	L	36-38



Terry Noland
14 seasons, 1983-96
78-65-2 (.545)

1983 6-5, 4-1/T-1st MIAA

09/03	Southern Colorado	W	34-9
09/10	Missouri Southern	L	10-26
09/17	Sam Houston State	W	13-10
09/24	at Indiana State	L	7-33
10/01	at Northwest Missouri State*	W	24-10
10/08	Western Illinois	L	19-26
10/15	at Northeast Missouri State*	W	31-13
10/22	at Missouri-Rolla*	L	0-13
10/29	Lincoln*	W	58-14
11/05	Northern Iowa	L	7-20
11/12	Southeast Missouri State*	W	52-22

1984 5-6, 4-1/2nd MIAA

09/01	at Western Illinois	L	22-37
09/18	Augustana (S.D.)	W	24-20
09/15	Southwest Missouri State	L	0-35
09/22	Arkansas-Monticello	L	7-14
09/29	at Indiana State	L	3-27
10/13	Northwest Missouri State*	L	34-35
10/20	Missouri-Rolla*	W	10-0
10/27	Northeast Missouri State*	W	24-7
11/03	at Southeast Missouri State*	W	50-9
11/10	at Northern Iowa	L	34-0
11/17	at Lincoln*	W	15-7

1985 3-7, 2-3/T-3rd MIAA

09/07	at Nebraska-Omaha	L	6-34
09/14	Northeastern (Okla.) State	L	10-14
09/21	Washburn	L	3-31
09/28	Henderson State	W	3-2
10/12	at Northwest Missouri State*	L	10-18
10/19	at Missouri-Rolla*	L	9-14
10/26	at Northeast Missouri State*	L	6-49
11/02	Southeast Missouri State*	W	25-14
11/09	at Southwest Missouri State*	L	3-37
11/16	Lincoln*	W	29-3

1986 9-2, 5-0/1st MIAA

08/30	at Missouri Western	W	23-17
09/06	Nebraska-Omaha	W	7-6
09/13	at Northeastern (Okla.) State +	L	22-42
09/20	at Washburn	L	14-37
09/27	at Henderson State	W	21-14
10/04	Missouri-Rolla*	W	35-28
10/11	at Southeast Missouri State*	W	32-21
10/18	Northwest Missouri State*	W	26-23
10/25	Northeast Missouri State*	W	14-7
11/01	at Lincoln*	W	56-9
11/08	Southwest Missouri State	L	13-24

+ Game later forfeited by Northeastern State

1987 7-3-1, 4-0-1/T-1st MIAA

09/05	South Dakota State	L	17-21
09/12	at South Dakota	L	14-38
09/19	at Washburn	W	26-17
09/26	at Central Arkansas	L	14-21
10/03	Southwest Baptist	W	41-3
10/10	at Missouri-Rolla*	W	20-14
10/17	Southeast Missouri State*	T	24-24
10/24	Lincoln*	W	56-10
10/31	at Northwest Missouri State*	W	25-0
11/07	at Northeast Missouri State*	W	35-33
11/14	Missouri Western	W	28-21

1988 6-5, 5-1/T-1st MIAA

09/03	at South Dakota State	L	24-31
09/10	South Dakota	L	13-35
09/17	Washburn	L	27-28
09/24	Central Arkansas	L	14-35
10/01	at Southeast Missouri State*	L	0-24
10/08	at Lincoln*	W	39-29
10/15	Missouri-Rolla*	W	24-17
10/22	Northeast Missouri State*	W	17-16
10/29	Northwest Missouri State*	W	45-17
11/05	at Southwest Baptist*	W	13-10
11/12	at Missouri Western*	W	24-21

1989 5-6, 5-5/T-5th MIAA

09/02	at Indiana State	L	15-21
09/09	Washburn*	W	27-7
09/16	at Lincoln*	W	40-12
09/23	Missouri Western*	W	44-8
09/30	at Northwest Missouri State*	L	17-28
10/07	at Southwest Baptist*	L	21-51
10/14	Pittsburg State*	L	5-60
10/21	Missouri Southern*	L	13-21
10/28	at Missouri-Rolla*	W	25-0
11/04	Southeast Missouri State*	L	13-35
11/11	at Northeast Missouri State*	W	22-16

1990 5-5, 5-4/4th MIAA

09/01	at Indiana State	L	16-37
09/08	at Washburn*	W	24-7
09/22	at Missouri Western*	W	30-13
09/30	Northwest Missouri State*	W	17-14
10/06	Southwest Baptist*	L	18-21
10/13	at Pittsburg State*	L	7-9
10/20	at Missouri Southern*	W	20-19
10/27	Missouri-Rolla*	W	37-0
11/03	at Southeast Missouri State*	L	7-21
11/10	Northeast Missouri State*	L	3-13

1991 5-6, 5-4/T-3rd MIAA

09/07	North Alabama	L	7-28
09/14	at Indiana State	L	6-35
09/21	at Missouri Southern*	L	0-35
09/28	Southwest Baptist*	W	24-17
10/05	at Emporia State*	L	17-44
10/12	Northwest Missouri State*	W	30-27
10/19	Washburn*	W	21-0
10/26	at Northeast Missouri State*	W	38-37
11/02	at Missouri-Rolla	L	7-13
11/09	Missouri Western*	W	31-24
11/16	at Pittsburg State*	L	14-28

1992 6-4, 6-3/T-3rd MIAA

09/05	at North Alabama	L	16-17
09/19	Missouri Southern*	W	10-7
09/26	at Southwest Baptist*	W	29-10
10/03	Emporia State*	W	9-7
10/10	at Northwest Missouri State*	W	10-7
10/17	at Washburn*	L	10-13
10/24	Northeast Missouri State*	L	6-24
10/31	Missouri-Rolla*	W	17-0
11/07	at Missouri Western*	W	38-3
11/14	Pittsburg State*	L	10-20

1993 7-2-1, 6-2-1, T-3rd MIAA

09/04	Wisconsin-Whitewater	W	3-0
09/18	at Northeast Missouri State*	W	36-18
09/25	Washburn*	W	41-19
10/02	Missouri Western*	T	14-14
10/09	Southwest Baptist*	W	48-7
10/16	Missouri Southern*	L	7-27
10/23	at Pittsburg State*	L	17-19
10/30	at Emporia State*	W	17-3
11/06	Northwest Missouri State*	W	41-10
11/13	at Missouri-Rolla*	W	24-21



Year-by-Year Results

1994 7-3, 6-3/T-3rd MIAA

09/01	Upper Iowa	W	46-0
09/17	Northeast Missouri State*	L	20-28
09/24	at Washburn*	W	43-10
10/01	Missouri Western*	W	59-42
10/08	at Southwest Baptist*	W	21-0
10/15	at Missouri Southern*	L	10-26
10/22	Pittsburg State*	L	7-35
10/29	Emporia State*	W	33-20
11/05	at Northwest Missouri State*	W	34-9
11/12	Missouri-Rolla*	W	31-14

1995 4-6, 3-6/T-7th MIAA

09/07	Upper Iowa	W	43-20
09/16	at Pittsburg State*	L	16-37
09/23	Missouri Southern*	L	32-37
09/30	at Northwest Missouri*	L	23-33
10/07	Washburn*	L	21-37
10/14	Truman State*	L	34-45
10/21	at Missouri-Rolla*	W	50-19
10/28	at Missouri Western*	L	20-30
11/04	Southwest Baptist*	W	28-7
11/11	at Emporia State*	W	52-22

1996 4-7, 2-7/T-7th MIAA+

09/07	Augustana (S.D.)	W	12-8
09/12	Southwestern (Kan.)	W	63-14
09/21	Pittsburg State*	L	12-14
09/28	at Missouri Southern*	L	29-42
10/5	Northwest Missouri*	L	10-44
10/12	at Washburn*	L	7-23
10/19	at Truman*	L	10-45
10/26	Missouri-Rolla*	W	20-7
11/2	Missouri Western*	L	13-48
11/9	at Southwest Baptist*	W	7-5
11/16	Emporia State*	L	22-32

+Jeff Floyd coached final 3 games



Willie Fritz

13 seasons, 1997-2009
97-47 (.674)

1997 5-6, 4-5/6th MIAA

09/06	at Nebraska-Omaha	L	12-41
09/13	Menlo (Calif.)	W	53-13
09/20	at Missouri-Rolla*	W	44-14
09/27	Truman State*	L (2OT)	34-37
10/04	at Southwest Baptist*	W	52-17
10/09	Missouri Southern*	W	31-10
10/18	Pittsburg State*	L (OT)	29-30
10/25	at Emporia State*	L	10-50
11/01	at Northwest Missouri*	L	9-41
11/08	Washburn*	W	20-14
11/15	at Missouri Western*	L (OT)	24-27

1998 8-3, 6-3/T-3rd MIAA

09/03	Nebraska-Omaha	W	42-26
09/12	St. Cloud State	W	20-16
09/19	Missouri-Rolla*	W	27-0
09/26	at Truman State*	W	10-7
10/03	Southwest Baptist*	W	34-0
10/10	at Missouri Southern*	W	20-13
10/15	at Pittsburg State*	L	13-32
10/24	Emporia State*	L	24-56
10/31	Northwest Missouri*	L	20-34
11/07	at Washburn*	W	37-0
11/12	Missouri Western*	W	38-28

1999 7-4, 5-4/4th MIAA

08/28	at Quincy	W	60-13
09/04	Winona State	W	30-24
09/18	at Emporia State*	L	12-41
09/25	Pittsburg State*	L	7-14
09/30	at Washburn*	W	32-18
10/07	Truman State*	L	13-24
10/16	Missouri-Rolla*	W	41-0
10/23	at Missouri Western*	W	35-28
10/30	at Southwest Baptist*	W	49-3
11/06	Missouri Southern*	W	47-7
11/13	at Northwest Missouri*	L	14-41

2000 7-4, 5-4/4th MIAA

08/31	Winona State	W	45-26
09/09	Quincy	W	75-0
09/16	Emporia State*	W	34-21
09/23	at Pittsburg State*	L	20-23
09/30	Washburn*	W	28-17
10/07	at Truman State*	L	14-28
10/14	at Missouri-Rolla*	W	33-7
10/21	Missouri Western*	L (OT)	16-23
10/28	Southwest Baptist*	W	41-10
11/04	at Missouri Southern*	W	35-0
11/11	Northwest Missouri*	L	17-55

2001 10-2, 7-2/2nd MIAA

08/30	Lincoln	W	24-10
09/06	Ottawa	W	63-13
09/15	Missouri Western*	W	34-28
09/22	at Emporia State*	W (OT)	40-34
09/29	at Missouri-Rolla*	W	31-10
10/06	Southwest Baptist*	W	49-17
10/11	at Washburn*	W	58-34
10/20	at Missouri Southern*	L	13-35
10/27	Northwest Missouri*	W	37-36
11/03	at Truman State*	W	58-27
11/08	Pittsburg State*	L	13-38

Mineral Water Bowl - Excelsior Springs, Mo.

12/01	vs Minnesota-Duluth	W	48-17
-------	---------------------	---	-------

2002 10-2, 8-1/2nd MIAA

08/31	at Lincoln	W	63-7
09/14	Sterling	W	72-12
09/21	at Missouri Western*	W	21-14
09/28	Emporia State*	W	41-13
10/03	Missouri-Rolla*	W	55-14
10/12	at Southwest Baptist*	W	35-6
10/19	Washburn*	W	55-21
10/26	Missouri Southern*	W	42-21
11/02	at Northwest Missouri*	L	7-10
11/09	Truman State*	W	17-3
11/16	at Pittsburg State	W (OT)	23-20

NCAA Division II Playoffs - First Round

11/23	at #7 Northern Colorado	L	28-49
-------	-------------------------	---	-------

2003 9-2, 7-2/T-1st MIAA

MIAA Co-Champions

08/28	Lincoln	W	37-13
09/11	Langston	W	75-6
09/20	at Northwest Missouri*	W	52-24
09/27	Missouri Southern*	W	50-7
10/04	at Southwest Baptist*	W	30-23
10/11	at Missouri Western*	L	10-27
10/18	Missouri-Rolla*	W	73-21
10/25	Truman State*	W	28-22
11/01	at Washburn*	W	49-28
11/06	Pittsburg State*	L	24-28
11/15	at Emporia State*	W	28-18

2004 7-4, 5-4/4th MIAA

08/28	at Adams State	W	13-0
09/04	at Lincoln	W	47-0
09/11	Northwest Missouri*	L	20-38
09/18	at Missouri Southern*	W	40-33
09/25	Southwest Baptist*	W	48-21
10/02	Missouri Western*	L	44-49
10/09	at Missouri-Rolla*	L	38-42
10/16	at Truman State*	W	46-0
10/23	Washburn*	W	47-21
10/30	at Pittsburg State*	L	27-47
11/05	Emporia State*	W	35-33

2005 7-3, 5-3/5th MIAA

08/25	Adams State	W	14-6
09/01	Lincoln	W	83-0
09/10	at Washburn*	L	27-42
09/17	Truman State*	W	69-17
10/01	at Missouri Western*	L	10-13
10/08	at Southwest Baptist*	W	45-7
10/15	Missouri Southern*	W	27-24
10/22	at Northwest Missouri*	L	21-31
10/29	at Emporia State*	W	21-14
11/05	Pittsburg State*	W	83-21

2006 5-6, 3-6/T-6th MIAA

09/02	at Lincoln	W	78-0
09/09	Dakota State	W	52-0
09/16	Washburn*	L	10-14
09/23	at Truman State*	L	21-24
09/30	at Fort Hays State*	W	37-14
10/07	Missouri Western*	L	20-30
10/14	Southwest Baptist*	W	49-24
10/21	at Missouri Southern*	L	26-31
10/28	Northwest Missouri*	L	14-31
11/04	Emporia State*	W	48-21
11/11	at Pittsburg State*	L	30-35

2007 (7-4, 6-3/T-3rd MIAA)

08/23	at Minnesota State	L	14-23
09/08	Concordia-St. Paul	W	56-24
09/15	Truman State*	W	27-7
09/22	at Washburn*	W	28-14
09/29	Pittsburg State*	L (2OT)	31-38
10/06	at Emporia State*	W	38-7
10/13	at Northwest Missouri*	L	26-28
10/20	Missouri Southern*	W	24-23
10/27	at Southwest Baptist*	W	56-14
11/03	at Missouri Western*	L	28-42
11/10	Fort Hays State*	W	31-10

2008 (7-4, 5-4/T-4th MIAA)

08/28	Minnesota State	W	29-9
09/04	Arkansas Tech	W	49-13
09/13	at Truman State*	W	31-28
09/20	Washburn*	W	43-34
09/27	at Pittsburg State*	L	28-49
10/4	Emporia State*	W	42-14
10/11	Northwest Missouri*	L	13-20
10/18	at Missouri Southern*	W	47-14
10/25	Nebraska-Omaha*	L	33-38
11/01	Missouri Western*	L	41-42
11/08	at Fort Hays State*	W	24-21

2009 (8-3, 6-3/T-2nd MIAA)

08/27	Southwest Baptist	W	39-28
09/03	Missouri S&T	W	50-13
09/12	at Emporia State*	W	24-21
09/19	Pittsburg State*	W	23-14
09/26	at Washburn*	L	21-36
10/03	Truman State*	W	38-3
10/10	Fort Hays State*	W	48-3
10/17	at Missouri Western*	L	21-36
10/24	at Nebraska-Omaha*	W	49-31
10/31	Missouri Southern*	W	27-17
11/07	at Northwest Missouri*	L	14-56





Jim Svoboda
11 seasons, 2010-2021
85-43 (.664)

2010 (11-3, 8-1/2nd MIAA)

08/28	at Southwest Baptist	W	60-13
09/02	at Illinois State	L	54-55
09/11	Emporia State*	W	31-13
09/18	at Pittsburg State*	W	37-20
09/25	Washburn*	W	55-45
10/02	at Truman State*	W	38-14
10/09	at Fort Hays State*	W	30-27
10/16	#17 Missouri Western*	W	43-21
10/23	Nebraska-Omaha*	W	34-31
10/30	at Missouri Southern*	W	34-21
11/06	#3 Northwest Missouri*	L	16-17
NCAA Division II Playoffs - First Round			
11/20	#14 West Texas A&M	W	55-35
NCAA Division II Playoffs - Second Round			
11/27	at #2 Abilene Christian	W	55-41
NCAA Division II Playoffs - Quarterfinals			
11/06	at #3 Northwest Missouri*	L	20-37

2011 (8-4, 6-3/5th MIAA)

09/01	Missouri Southern*	W	42-24
09/10	at Missouri Western*	L	6-23
09/17	at Emporia State*	W	45-38
09/24	Truman State*	W	54-30
10/01	Arkansas Tech	W	42-16
10/08	#7 Northwest Missouri*	L	20-38
10/15	at Fort Hays State*	W	35-7
10/22	#4 Pittsburg State*	L	17-38
10/29	at Lincoln*	W	49-6
11/05	at Lindenwood	W	47-28
11/12	at #6 Washburn*	W	39-21

Lower Kanza Bowl - Topeka, Kan.

11/27	vs West Texas A&M	L	7-26
-------	-------------------	---	------

2012 (6-4, 6-4/7th MIAA)

08/30	at #18 Missouri Western*	L	26-38
09/08	#3 Northwest Missouri*	W	31-21
09/15	at Lindenwood*	W	35-28
09/20	Truman State*	W	38-17
09/29	Missouri Southern*	W	35-10
10/06	at #1 Pittsburg State*	L	21-30
10/13	Central Oklahoma*	W	47-17
10/20	at Northeastern State*	L	23-24
10/27	Nebraska-Kearney*	L	18-24
11/03	at Fort Hays State*	W	14-12

2013 (6-4, 5-4/7th MIAA)

09/05	#6 Missouri Western*	L	23-26
09/14	at #3 Northwest Missouri*	L	24-28
09/21	Lindenwood*	W	47-28
09/28	at Truman State	W	44-23
10/05	at Missouri Southern*	L	14-21
10/12	#10 Pittsburg State*	L	21-31
10/19	at Central Oklahoma*	W	48-16
10/26	Northeastern State*	W	51-7
11/02	at Nebraska-Kearney*	W	56-0
11/09	Fort Hays State*	W	48-34

2014 (8-4, 7-4/4th MIAA)

09/04	at Missouri Western*	L	9-10
09/11	#19 Emporia State*	W	50-31
09/20	at #1 Northwest Missouri*	L	15-37
09/27	Nebraska-Kearney*	W	45-28
10/04	at Missouri Southern*	Wot	34-31
10/11	Washburn*	W	44-0
10/18	#22 Central Oklahoma*	W	31-19
10/25	at Northeastern State*	W	56-14
11/01	Lindenwood*	W	48-28
11/08	at #6 Pittsburg State*	L	31-38

11/15	Fort Hays State*	L	17-45
-------	------------------	---	-------

Live United Texarkana Bowl - Texarkana, Ark.

12/06	vs Southeastern Oklahoma State	W	48-21
-------	--------------------------------	---	-------

2015 (8-3, 8-3/T-3rd MIAA)

09/03	Missouri Western*	W	18-17
09/10	at Emporia State*	L	34-45
09/19	#3 Northwest Missouri*	L	30-34
09/26	at Nebraska-Kearney*	W	38-7
10/03	Missouri Southern*	W	54-10
10/10	at Washburn*	W	38-28
10/17	at Central Oklahoma*	W	45-42
10/24	Northeastern State*	W	54-10
10/31	at Lindenwood*	W	31-0
11/07	Pittsburg State*	W	34-6
11/14	at Fort Hays State*	L	14-28

2016 (9-3, 9-2/3rd MIAA)

09/01	at Pittsburg State*	W	34-27
09/08	Fort Hays State*	W	34-17
09/17	at Missouri Western*	W	38-34
09/24	Emporia State*	L2ot	31-37
10/01	vs. #1 Northwest Missouri*	L	17-42
10/08	Nebraska-Kearney*	W	36-16
10/15	at Missouri Southern*	W	56-7
10/22	Washburn*	W	29-27
10/29	Central Oklahoma*	W	48-28
11/05	at Northeastern State*	W	59-21
11/12	Lindenwood*	W	35-7

NCAA Division II Playoffs - First Round

11/19	at #5 Harding	L	31-48
-------	---------------	---	-------

2017 (9-3, 8-3/3rd MIAA)

08/31	RV Pittsburg State*	W	28-23
09/07	at RV Fort Hays State*	L	6-35
09/16	Missouri Western*	W	66-44
09/23	at #15 Emporia State*	W	37-31
09/30	vs. #1 Northwest Missouri*	L	20-24
10/07	at Nebraska-Kearney*	W	45-7
10/14	Missouri Southern*	W	71-22
10/21	at Washburn*	W	62-42
10/28	at Central Oklahoma*	L	30-48
11/04	Northeastern State*	W	52-24
11/11	at Lindenwood*	W	31-24

Mineral Water Bowl

12/02	vs #23 Minnesota-Duluth	W	38-28
-------	-------------------------	---	-------

2018 (5-6, 5-6/T-7th MIAA)

08/30	at #5 Fort Hays State*	L	16-20
09/06	Northeastern State*	W	62-10
09/15	Missouri Western*	W	51-14
09/22	at Washburn*	L	21-28
09/29	Missouri Southern*	W	61-7
10/06	at Central Oklahoma*	L	26-33
10/13	Emporia State*	L	23-41
10/20	at Pittsburg State*	L	28-48
10/27	Nebraska-Kearney*	W	42-35
11/03	at Lindenwood*	W	31-28
11/10	#19 Northwest Missouri*	L	21-48

2019 (11-2, 10-1/T-1st MIAA)

09/05	#11 Fort Hays State*	W	34-30
09/12	at Northeastern State*	W	70-7
09/21	at Missouri Western*	Wot	48-45
09/28	Washburn*	W	55-27
10/05	at Missouri Southern*	W	71-42
10/12	Central Oklahoma*	W	44-26
10/19	at Emporia State*	W	34-27
10/26	RV Pittsburg State*	W	36-28
11/02	at Nebraska-Kearney*	W	47-40
11/09	Lincoln*	W	73-6
11/16	at #12 Northwest Missouri*	L	23-45

NCAA Division II Playoffs - First Round


11/23	#14 Indianapolis	W	37-27
-------	------------------	---	-------

NCAA Division II Playoffs - Second Round

11/30	at #2 Ferris State	L	10-37
-------	--------------------	---	-------

2021 (4-7, 4-7/T-9th MIAA)

09/02	Pittsburg State*	L	16-35
09/09	at Washburn*	L	10-29
09/18	#3 Northwest Missouri*	L	7-47
09/25	#16 Nebraska Kearney*	L	28-31
10/02	at Northeastern State*	W	41-10
10/09	Emporia State*	W	45-38
10/16	at Missouri Southern*	L	28-30
10/23	Fort Hays State*	L	17-21
10/30	at Lincoln*	W	77-35
11/06	at Missouri Western*	L	28-59
11/13	Central Oklahoma*	W	30-29



Josh Lamberson
Two seasons, 2022-2023
15-9 (.625)

2022 (4-7, 4-7/T-8th MIAA)

09/01	at Pittsburg State*	L	10-21
09/08	vs. #22 Washburn*	L	32-40
09/17	at #2 Northwest Missouri*	L	7-24
09/24	at #19 Nebraska Kearney*	L	6-38
10/01	vs. Northeastern State*	W	35-13
10/08	at Emporia State*	L	27-44
10/15	vs. Missouri Southern*	W	20-17
10/22	at Fort Hays State*	L	14-27
10/29	vs. Lincoln*	W	61-14
11/05	vs. Missouri Western*	W2ot	40-37
11/12	at Central Oklahoma*	L	10-13

2023 (11-2, 9-1/T-1st MIAA)

08/31	at Missouri Western*	W	45-38
09/09	vs. Central Oklahoma*	W	41-17
09/13	vs. #3 Pittsburg State*	L	37-38
09/23	at Washburn*	W	58-28
09/30	vs. Northwest Missouri*	W	41-38
10/7	vs. Nebraska Kearney*	W	38-14
10/14	at Northeastern State*	W	63-24
10/21	vs. Emporia State*	W	77-27
10/28	at Missouri Southern*	W	42-21
11/4	vs. Fort Hays State*	W	47-28
11/11	at Lincoln	W	63-27

NCAA Division II Playoffs - First Round

11/18	vs. #24 Henderson State	W	56-14
-------	-------------------------	---	-------

NCAA Division II Playoffs - Second Round

11/25	at #3 Harding	L	34-35
-------	---------------	---	-------



Year-by-Year Results

Mules Season-by-Season Records

Year	Coach	Record	Year	Coach	Record	Year	Coach	Record	Year	Coach	Record
1895	—	3-2	1928	Reid	4-2-2	1961	Hoff	3-5	1994	Noland	7-3
1896	—	—	1929	Reid	0-8-1	1962	Carter	2-6-1	1995	Noland	4-6
1897	—	0-4	1930	Reid	3-4-1	1963	Robb	1-8	1996	Noland/Floyd	4-7
1898	Cockrell	2-3	1931	Reid	3-8	1964	Robb	1-8	1997	W. Fritz	5-6
1899	Mosse	5-1	1932	Reid	4-3-1	1965	Robb	2-6-1	1998	W. Fritz	8-3
1900	Quigley	7-4	1933	Reid	6-3	1966	Mahanes	4-5	1999	W. Fritz	7-4
1901	Quigley	8-2	1934	Reid	4-4-1	1967	Mahanes	6-4	2000	W. Fritz	7-4
1902	Mosse	6-3	1935	Voltmer	4-3-1	1968	Mahanes	7-2-1*	2001	W. Fritz	10-2*
1903	Ferguson	1-1	1936	Voltmer	6-2	1969	Mahanes	5-4	2002	W. Fritz	10-2*
1904	Ferguson	5-2	1937	Voltmer	7-1	1970	Mahanes	9-2*	2003	W. Fritz	9-2
1905	Ferguson	1-3	1938	Voltmer	2-5-1	1971	Mahanes	4-6	2004	W. Fritz	7-4
1906	Brown	4-5	1939	Voltmer	3-3-3	1972	Mahanes	3-7-1	2005	W. Fritz	7-3
1907	Lowman	7-2	1940	Voltmer	5-4	1973	Mahanes	2-8	2006	W. Fritz	5-6
1908	Mason	2-3-1	1941	Voltmer	3-2-3	1974	Mahanes	3-7-1	2007	W. Fritz	7-4
1909	Mason	3-3-2	1942	Voltmer	0-7	1975	Hicklin	5-5	2008	W. Fritz	7-4
1910	Winters	6-0-1	1943	Voltmer	4-4-2	1976	Hicklin	3-8	2009	W. Fritz	8-3
1911	Winters	2-2-1	1944	White	4-4	1977	Hicklin	3-7	2010	Svoboda	11-3*
1912	Allen	6-2	1945	White	1-6	1978	Hicklin	2-8	2011	Svoboda	8-4*
1913	Allen	7-2	1946	Dean	3-5-1	1979	Hicklin	3-7	2012	Svoboda	6-4
1914	Allen	5-4	1947	Dean	2-7	1980	Molde	6-3-1	2013	Svoboda	6-4
1915	Allen	4-2-2	1948	Page	0-7-2	1981	Molde	4-3-3	2014	Svoboda	8-4*
1916	Allen	6-3	1949	Page	3-5	1982	Molde	7-3	2015	Svoboda	8-3
1917	Allen	1-4	1950	Page	8-3*	1983	Noland	6-5	2016	Svoboda	9-3*
1918	No Team	—	1951	Page	0-7-2	1984	Noland	5-6	2017	Svoboda	9-3*
1919	Greim	2-6-1	1952	H. Fritz	1-6	1985	Noland	3-7	2018	Svoboda	5-6
1920	Greim	5-3-1	1953	Comer	0-7-2	1986	Noland	9-2	2019	Svoboda	11-2*
1921	Greim	2-5-1	1954	Comer	3-6	1987	Noland	7-3-1	2021	Svoboda	4-7
1922	Greim	3-6	1955	Comer	5-4	1988	Noland	6-5	2022	Lamberson	4-7
1923	Greim	5-3-2	1956	Comer	7-2	1989	Noland	5-6	2023	Lamberson	11-2
1924	Reid	4-4-1	1957	Yinger	1-7-1	1990	Noland	5-5	Totals		595-535-51
1925	Reid	4-4-1	1958	Yinger	2-6-1	1991	Noland	5-6	30 Coaches - 128 Seasons		
1926	Reid	7-0-1	1959	Yinger	3-7	1992	Noland	6-4			
1927	Reid	5-3	1960	Yinger	4-5	1993	Noland	7-2-1			

* Season records include postseason bowl games and playoffs.





All-time series records reflect Central Missouri's records against four-year colleges and universities. Games against junior colleges and non-collegiate opponents are not included. Overall Record vs. Opponents is in parenthesis next to school name, while records since 1966 (including home, away and neutral records) are at columns to the right.

	----- Since 1966 -----				First	Last
	Overall	Home	Away	Neut	Met	Met
Alabama Schools (0-2)						
North Alabama (0-2)	0-2	0-1	0-1	0-0	1991	1992
Arizona Schools (0-1)						
Northern Arizona (0-1)	0-1	0-1	0-0	0-0	1966	1966
Arkansas Schools (12-17)						
Arkansas (1-1)	0-0	--	--	--	1902	1917
Arkansas-Monticello (1-1)	1-1	0-1	1-0	0-0	1980	1984
Arkansas Tech (3-1)	3-1	2-1	1-0	0-0	1981	2011
Arkansas State Univ (0-2)	0-1	--	--	0-1	1959	1970
Central Arkansas (2-9)	1-9	1-4	0-5	0-0	1954	1988
Harding (1-3)	1-3	1-0	0-3	0-0	1967	2023
Henderson State (3-0)	3-0	2-0	1-0	0-0	1985	2023
California Schools (1-0)						
Menlo (1-0)	1-0	1-0	0-0	0-0	1997	1997
Colorado Schools (3-1)						
Adams State (2-0)	2-0	1-0	1-0	0-0	2004	2005
Northern Colorado (0-1)	0-1	0-0	0-1	0-0	2002	2002
Southern Colorado (1-0)	1-0	1-0	0-0	0-0	1983	1983
Illinois Schools (11-8)						
Eastern Illinois (6-1)	6-1	4-0	2-1	0-0	1969	1976
Illinois State (2-3)	2-3	2-0	0-3	0-0	1967	2010
Quincy (2-1)	2-0	1-0	1-0	0-0	1948	2000
Western Illinois (1-3)	1-3	1-2	0-1	0-0	1969	1984
Indiana Schools (1-6)						
Ball State (0-1)	0-1	0-0	0-1	0-0	1967	1967
Indianapolis (1-0)	1-0	1-0	0-0	0-0	2019	2019
Indiana State (0-5)	0-5	0-5	0-0	0-0	1983	1991
Iowa Schools (3-3)						
Morningside (1-1)	0-0	--	--	--	1958	1959
Northern Iowa (0-2)	0-2	0-1	0-1	0-0	1983	1984
Upper Iowa (2-0)	2-0	2-0	0-0	0-0	1994	1995
Kansas Schools (113-120-10)						
Baker (2-0)	0-0	--	--	--	1934	1955
Benedictine (1-5)	0-0	--	--	--	1932	1953
Bethel (1-0)	0-0	--	--	--	1950	1950
College of Emporia (1-2)	0-0	--	--	--	1950	1955
Emporia State (43-21-4)	32-13-1	17-6	15-7-1	0-0	1901	2023
Fort Hays State (11-8)	11-6	6-2	5-4	--	1964	2023
Kansas (0-6)	0-0	--	--	--	1897	1943
Kansas Wesleyan (3-1)	0-0	--	--	--	1936	1939
Ottawa (5-4-1)	1-0	1-0	0-0	0-0	1900	2001
Pittsburg State (12-46-2)	8-27	5-14	3-13	0-0	1916	2023
St. Mary's (1-2)	0-0	--	--	--	1904	1915
Southwestern (3-1-1)	1-0	1-0	0-0	0-0	1950	1996
Sterling (2-1)	1-0	1-0	0-0	0-0	1956	2002
Washburn (28-21-2)	28-12	16-5	12-7	0-0	1902	2023
Wichita State (0-2)	0-0	--	--	--	1945	1947
Kentucky Schools (1-0)						
Murray State (1-0)	1-0	0-0	1-0	0-0	1982	1982
Michigan Schools (0-1)						
Ferris State (0-1)	0-1	0-0	0-1	0-0	2019	2019
Minnesota Schools (6-1)						
Minnesota-Duluth (2-0)	2-0	0-0	0-0	2-0	2001	2017
Minnesota State-Mankato (1-1)	1-1	1-0	0-1	0-0	2007	2008
Winona State (2-0)	2-0	2-0	0-0	0-0	1999	2000
St. Cloud State (1-0)	1-0	1-0	0-0	0-0	1998	1998

	----- Since 1966 -----				First	Last
	Overall	Home	Away	Neut	Met	Met
Missouri Schools (339-324-36)						
Central Methodist (16-12-3)	0-0	--	--	--	1899	1949
Drury (9-3-1)	0-0	--	--	--	1909	1932
Evangel (4-0)	4-0	2-0	2-0	0-0	1979	1982
Lincoln (27-7)	27-4	12-2	15-2	0-0	1957	2023
Lindenwood (8-0)	8-0	3-0	5-0	0-0	2011	2018
Missouri (0-9)	0-0	--	--	--	1895	1908
Missouri-S&T (37-35-3)	26-12-2	16-4-1	10-8-1	0-0	1902	2009
Missouri Southern (26-16-2)	26-16-2	15-7-1	11-9-1	0-0	1973	2023
Missouri Valley (13-12-2)	0-0	--	--	--	1898	1954
Missouri Wesleyan (6-5-1)	0-0	--	--	--	1907	1926
Missouri Western (20-18-1)	20-18-1	11-7-1	9-11	0-0	1975	2023
Northwest Missouri (36-64-2)	19-39	13-17	6-20	0-2	1921	2023
Rockhurst (5-3-1)	0-0	--	--	--	1939	1949
Saint Louis (1-2)	0-0	--	--	--	1903	1916
Southeast Missouri (24-36-7)	8-16-1	3-7-1	5-9	0-0	1906	1990
Southwest Baptist (21-2)	21-2	10-1	11-1	0-0	1987	2010
Southwest Missouri (25-32-5)	8-11-1	7-4-1	1-7	0-0	1924	1986
Tarkio (4-5)	0-0	--	--	--	1908	1938
Truman (40-52-5)	25-21-1	13-11-1	12-10	0-0	1905	2013
Westminster (8-1)	0-0	--	--	--	1904	1923
William Jewell (9-10-3)	0-0	--	--	--	1900	1943
Nebraska Schools (16-11)						
Doane (1-1)	0-1	0-0	0-0	0-1	1954	1968
Nebraska-Kearney (9-4)	9-4	5-2	4-2	0-0	1960	2023
Midland (1-0)	0-0	--	--	--	1916	1916
Nebraska-Omaha (4-3)	4-3	3-1	1-2	0-0	1985	2010
Peru State (1-3)	0-0	--	--	--	1945	1957
Oklahoma Schools (20-13)						
Central Oklahoma (8-3)	8-3	6-0	2-3	0-0	2012	2023
Langston (1-0)	1-0	1-0	0-0	0-0	2003	2003
Northeastern State (10-8)	10-7	5-3	5-4	0-0	1963	2023
Oklahoma State (0-2)	0-0	--	--	--	1916	1917
SE Oklahoma State (1-0)	1-0	0-0	0-0	1-0	2014	2014
South Dakota Schools (3-4)						
Augustana (2-0)	2-0	2-0	0-0	0-0	1984	1996
Dakota State (1-0)	1-0	1-0	0-0	0-0	2006	2006
South Dakota (0-2)	0-2	0-1	0-1	0-0	1987	1988
South Dakota State (0-2)	0-2	0-1	0-1	0-0	1987	1988
Texas Schools (3-2)						
Abilene Christian (1-0)	1-0	0-0	1-0	0-0	2011	2011
Lamar (0-1)	0-1	0-0	0-1	0-0	1971	1971
Sam Houston State (1-0)	1-0	1-0	0-0	0-0	1983	1983
West Texas A&M (1-1)	1-1	1-0	0-0	0-1	2010	2011
Wisconsin Schools (1-0)						
Wisconsin-Whitewater (1-0)	1-0	1-0	0-0	0-0	1993	1993



Series Records vs. MIAA Opponents

Central Oklahoma (8-3)

2012	UCM 47, UCO 17
2013	UCM 48, UCO 16
2014	UCM 31, UCO 19
2015	UCM 45, UCO 42
2016	UCM 48, UCO 28
2017	UCO 48, UCM 30
2018	UCO 33, UCM 26
2019	UCM, 44, UCO 26
2021	UCM 30, UCO 29
2022	UCO 13, UCM 10
2023	UCM 41, UCO 17

Emporia State (43-21-4)

1901	UCM 12, ESU 0
1902	UCM 16, ESU 11
1903	UCM 6, ESU 5
1905	ESU 34, UCM 6
1906	ESU 10, UCM 0
1907	UCM 12, ESU 0
1908	ESU 12, UCM 0
1909	UCM 0, ESU 0 (T)
1911	ESU 9, UCM 5
1912	UCM 34, ESU 13
1913	UCM 14, ESU 13
1914	ESU 49, UCM 0
1915	UCM 16, ESU 16 (T)
1929	ESU 19, UCM 0
1958	ESU 25, UCM 0
1959	UCM 23, ESU 21
1960	UCM 21, ESU 12
1961	UCM 12, ESU 7
1962	UCM 0, ESU 0 (T)
1963	ESU 13, UCM 7
1964	UCM 21, ESU 0
1965	UCM 7, ESU 6
1966	UCM 23, ESU 14
1967	UCM 41, ESU 14
1968	UCM 41, ESU 41 (T)
1969	UCM 56, ESU 45
1970	UCM 23, ESU 16
1971	UCM 10, ESU 7
1972	ESU 20, UCM 10
1973	ESU 56, UCM 10
1974	UCM 27, ESU 0
1975	UCM 20, ESU 3
1976	UCM 18, ESU 7
1977	UCM 25, ESU 20
1978	ESU 24, UCM 23
1979	ESU 21, UCM 0
1980	UCM 17, ESU 11
1981	UCM 16, ESU 7
1991	ESU 44, UCM 17
1992	UCM 9, ESU 7
1993	UCM 17, ESU 3
1994	UCM 33, ESU 20
1995	UCM 52, ESU 22
1996	ESU 32, UCM 22
1997	ESU 50, UCM 10
1998	ESU 56, UCM 24
1999	ESU 41, UCM 12
2000	UCM 34, ESU 21
2001	UCM 40, ESU 34 (2OT)
2002	UCM 41, ESU 13
2003	UCM 28, ESU 18
2004	UCM 35, ESU 33
2005	UCM 21, ESU 14
2006	UCM 48, ESU 21
2007	UCM 38, ESU 7
2008	UCM 42, ESU 14
2009	UCM 24, ESU 21
2010	UCM 31, ESU 13
2011	UCM 45, ESU 38

2014	UCM 50, ESU 31
2015	ESU 45, UCM 34
2016	ESU 37, UCM 31 (2OT)
2017	UCM 37, ESU 31
2018	ESU 41, UCM 23
2019	UCM 34, ESU 27
2021	UCM 45, ESU 38
2022	ESU 44, UCM 27
2023	UCM 77, ESU 27

Fort Hays State (11-8)

1964	FHSU 40, UCM 6
1965	FHSU 40, UCM 14
2006	UCM 37, FHSU 14
2007	UCM 31, FHSU 10
2008	UCM 24, FHSU 21
2009	UCM 48, FHSU 3
2010	UCM 30, FHSU 20
2011	UCM 35, FHSU 7
2012	UCM 14, FHSU 12
2013	UCM 48, FHSU 34
2014	FHSU 45, UCM 17
2015	FHSU, 28, UCM 14
2016	UCM 34, FHSU 17
2017	FHSU 35, UCM 6
2018	FHSU 20, UCM 16
2019	UCM 34, FHSU 30
2021	FHSU 21, UCM 17
2022	FHSU 27, UCM 14
2023	UCM 47, FHSU 28

Lincoln (27-7)

1957	LU 46, UCM 7
1958	LU 41, UCM 0
1959	LU 6, UCM 0
1970	UCM 28, LU 27
1971	UCM 14, LU 0
1972	LU 14, UCM 7
1973	LU 23, UCM 13
1974	UCM 32, LU 19
1975	LU 20, UCM 7
1976	UCM 16, LU 0
1977	UCM 23, LU 20
1978	LU 21, UCM 6
1979	UCM 29, LU17
1980	UCM 33, LU 14
1981	UCM 9, LU 7
1982	UCM 33, LU 7
1983	UCM 58, LU 14
1984	UCM 15, LU 7
1985	UCM 29, LU 3
1986	UCM 56, LU 9
1987	UCM 56, LU 10
1988	UCM 39, LU 29
1989	UCM 40, LU 12
2001	UCM 24, LU 10
2002	UCM 63, LU 7
2003	UCM 34, LU 13
2004	UCM 47, LU 0
2005	UCM 83, LU 0
2006	UCM 76, LU 0
2011	UCM 49, LU 6
2019	UCM 73, LU 6
2021	UCM 77, LU 35
2022	UCM 61, LU 14
2023	UCM 63, LU 27

Missouri Southern (26-16-2)

1973	UCM 44, MSSU 19
1974	MSSU 27, UCM 22
1976	MSSU 14, UCM 12
1977	MSSU 30, UCM 19
1978	MSSU 39, UCM 7

1979	MSSU 14, UCM 10
1980	UCM 3, MSSU 3 (T)
1981	UCM 9, MSSU 9 (T)
1982	UCM 20, MSSU 17
1983	MSSU 26, UCM 10
1989	MSSU 21, UCM 13
1990	UCM 20, MSSU 19
1991	MSSU 35, UCM 0
1992	UCM 10, MSSU 7
1993	MSSU 27, UCM 7
1994	MSSU 26, UCM 10
1995	MSSU 37, UCM 32
1996	MSSU 42, UCM 29
1997	UCM 31, MSSU 10
1998	UCM 20, MSSU 13
1999	UCM 47, MSSU 7
2000	UCM 35, MSSU 0
2001	MSSU 35, UCM 13
2002	UCM 42, MSSU 21
2003	UCM 50, MSSU 7
2004	UCM 40, MSSU 33
2005	UCM 27, MSSU 24
2006	MSSU 31, UCM 26
2007	UCM 24, MSSU 23
2008	UCM 47, MSSU 14
2009	UCM 27, MSSU 17
2010	UCM 34, MSSU 21
2011	UCM 42, MSSU 24
2012	UCM 35, MSSU 10
2013	MSSU 21, UCM 14
2014	UCM 34, MSSU 31 (OT)
2015	UCM 54, MSSU 10
2016	UCM 56, MSSU 7
2017	UCM 71, MSSU 22
2018	UCM 61, MSSU 7
2019	UCM 71, MSSU 42
2021	MSSU 30, UCM 28
2022	UCM 20, MSSU 17
2023	UCM 42, MSSU 21

Missouri Western (20-18-1)

1975	MWSU 24, UCM 20
1976	MWSU 17, UCM 13
1986	UCM 23, MWSU 17
1987	UCM 28, MWSU 21
1988	UCM 24, MWSU 21
1989	UCM 44, MWSU 8
1990	UCM 30, MWSU 13
1991	UCM 31, MWSU 24
1992	UCM 38, MWSU 3
1993	UCM 14, MWSU 14 (T)
1994	UCM 59, MWSU 42
1995	MWSU 30, UCM 20
1996	MWSU 48, UCM 13
1997	MWSU 27, UCM 24 (OT)
1998	UCM 38, MWSU 28
1999	UCM 35, MWSU 28
2000	MWSU 23, UCM 16 (OT)
2001	UCM 34, MWSU 28
2002	UCM 21, MWSU 14
2003	MWSU 27, UCM 10
2004	MWSU 49, UCM 44
2005	MWSU 13, UCM 10
2006	MWSU 30, UCM 20
2007	MWSU 42, UCM 28
2008	MWSU 42, UCM 41
2009	MWSU 36, UCM 21
2010	UCM 43, MWSU 21
2011	MWSU 23, UCM 6
2012	MWSU 38, UCM 26
2013	MWSU 26, UCM 23
2014	MWSU 10, UCM 9
2015	UCM 18, MWSU 17

2016	UCM 38, MWSU 34
2017	UCM 66, MWSU 44
2018	UCM 51, MWSU 14
2019	UCM 48, MWSU 45 (OT)
2021	MWSU 59, UCM 28
2022	UCM 40, MWSU 37 (2OT)
2023	UCM 45, MWSU 38

Nebraska-Kearney (10-4)

1960	UCM 71, UNK 19
1972	UCM 21, UNK 14
1973	UNK 21, UCM 13
2012	UNK 24, UCM 18
2013	UCM 56, UNK 0
2014	UCM 45, UNK 28
2015	UCM 38, UNK 7
2016	UCM 36, UNK 16
2017	UCM 45, UNK 7
2018	UCM 42, UNK 35
2019	UCM 47, UNK 40
2021	UNK 31, UCM 28
2022	UNK 38, UCM 6
2023	UCM 38, UNK 14

Northeastern State (10-8)

1962	NSU 7, UCM 0
1963	NSU 62, UCM 0
1972	NSU 16, UCM 14
1974	NSU 14, UCM 13
1977	NSU 21, UCM 13
1978	NSU 50, UCM 14
1985	NSU 14, UCM 10
2012	NSU 24, UCM 23
2013	UCM 51, NSU 7
2014	UCM 56, NSU 14
2015	UCM 54, NSU 10
2016	UCM 59, NSU 21
2017	UCM 52, NSU 24
2018	UCM 62, NSU 10
2019	UCM 70, NSU 7
2021	UCM 41, NSU 10
2022	UCM 35, NSU 13
2023	UCM 63, NSU 24

Northwest Missouri (36-64-2)

1921	UCM 33, NWMSU 7
1922	NWMSU 8, UCM 6
1923	UCM 20, NWMSU 3
1924	NWMSU 9, UCM 0
1925	NWMSU 10, UCM 7
1926	UCM 12, NWMSU 0
1927	UCM 19, NWMSU 6
1928	UCM 0, NWMSU 0 (T)
1929	UCM 6, NWMSU 6 (T)
1930	NWMSU 19, UCM 0
1931	NWMSU 12, UCM 0
1932	NWMSU 12, UCM 0
1933	UCM 7, NWMSU 0
1934	NWMSU 12, UCM 2
1935	UCM 3, NWMSU 2
1936	UCM 7, NWMSU 6
1937	UCM 25, NWMSU 7
1938	NWMSU 13, UCM 0
1939	NWMSU 12, UCM 0
1940	NWMSU 9, UCM 0
1941	NWMSU 21, UCM 0
1942	NWMSU 52, UCM 0
1943	NWMSU 20, UCM 13
1944	NWMSU 28, UCM 6
1946	NWMSU 15, UCM 6
1947	NWMSU 15, UCM 0
1948	NWMSU 20, UCM 6
1949	NWMSU 40, UCM 13





1950	UCM 32, NWMSU 19	Pittsburg State (12-46-2)	1964	WU 31, UCM 0	
1951	NWMSU 20, UCM 7	1916	PSU 12, UCM 0	1965	UCM 7, WU 7 (T)
1952	NWMSU 13, UCM 0	1917	PSU 33, UCM 0	1966	UCM 38, WU 7
1953	NWMSU 27, UCM 7	1919	PSU 14, UCM 0	1967	UCM 14, WU 0
1954	UCM 12, NWMSU 6	1920	UCM 9, PSU 7	1968	UCM 34, WU 0
1955	UCM 14, NWMSU 7	1924	PSU 6, UCM 0	1969	UCM 17, WU 0
1956	UCM 13, NWMSU 6	1940	UCM 20, PSU 0	1985	WU 31, UCM 3
1957	NWMSU 20, UCM 6	1941	UCM 6, PSU 6 (T)	1986	WU 37, UCM 14
1958	UCM 28, NWMSU 6	1942	PSU 32, UCM 7	1987	UCM 26, WU 17
1959	UCM 18, NWMSU 13	1943	PSU 20, UCM 0	1988	WU 28, UCM 27
1960	NWMSU 41, UCM 19	1944	PSU 19, UCM 7	1989	UCM 29, WU 7
1961	UCM 44, NWMSU 13	1945	PSU 12, UCM 0	1990	UCM 24, WU 7
1962	UCM 13, NWMSU 0	1946	PSU 12, UCM 0	1991	UCM 21, WU 0
1963	UCM 13, NWMSU 12	1950	UCM 32, PSU 21	1992	WU 13, UCM 10
1964	NWMSU 34, UCM 0		(Shrine Bowl)	1993	UCM 41, WU 19
1965	NWMSU 28, UCM 7	1954	PSU 33, UCM 13	1994	UCM 43, WU 10
1966	NWMSU 21, UCM 14	1955	PSU 7, UCM 6	1995	WU 37, UCM 21
1967	UCM 24, NWMSU 14	1956	PSU 28, UCM 6	1996	WU 23, UCM 7
1968	UCM 28, NWMSU 7	1957	PSU 31, UCM 0	1997	UCM 20, WU 14
1969	NWMSU 28, UCM 25	1958	UCM 19, PSU 19 (T)	1998	UCM 37, WU 0
1970	UCM 41, NWMSU 12	1959	UCM 27, PSU 26	1999	UCM 32, WU 18
1971	NWMSU 24, UCM 22	1960	PSU 39, UCM 21	2000	UCM 28, WU 17
1972	NWMSU 38, UCM 12	1961	PSU 47, UCM 0	2001	UCM 58, WU 34
1973	NWMSU 15, UCM 7	1962	PSU 16, UCM 0	2002	UCM 55, WU 21
1974	NWMSU 7, UCM 3	1963	PSU 7, UCM 0	2003	UCM 49, WU 28
1975	NWMSU 30, UCM 7	1964	PSU 21, UCM 7	2004	UCM 47, WU 21
1976	NWMSU 10, UCM 7	1965	PSU 23, UCM 6	2005	WU 42, UCM 27
1977	NWMSU 27, UCM 12	1966	PSU 20, UCM 18	2006	WU 14, UCM 10
1978	UCM 31, NWMSU 7	1989	PSU 60, UCM 5	2007	UCM 28, WU 14
1979	NWMSU 26, UCM 14	1990	PSU 9, UCM 7	2008	UCM 43, WU 34
1980	UCM 27, NWMSU 21	1991	PSU 28, UCM 14	2009	WU 36, UCM 21
1981	NWMSU 7, UCM 0	1992	PSU 20, UCM 10	2010	UCM 55, WU 45
1982	UCM 27, NWMSU 3	1993	PSU 19, UCM 17	2011	UCM 39, WU 21
1983	UCM 24, NWMSU 10	1994	PSU 35, UCM 7	2014	UCM 44, WU 0
1984	NWMSU 35, UCM 34	1995	PSU 37, UCM 16	2015	UCM 38, WU 28
1985	NWMSU 18, UCM 10	1996	PSU 14, UCM 12	2016	UCM 29, WU 27
1986	UCM 26, NWMSU 23	1997	PSU 30, UCM 29 (OT)	2017	UCM 62, WU 42
1987	UCM 25, NWMSU 0	1998	PSU 32, UCM 14	2018	WU 28, UCM 21
1988	UCM 45, NWMSU 17	1999	PSU 14, UCM 7	2019	UCM 55, WU 27
1989	NWMSU 28, UCM 17	2000	PSU 23, UCM 20	2021	WU 29, UCM 10
1990	UCM 17, NWMSU 14	2001	PSU 38, UCM 13	2022	WU 40, UCM 32
1991	UCM 30, NWMSU 27	2002	UCM 23, PSU 20 (OT)	2023	UCM 58, WU 28
1992	UCM 10, NWMSU 7	2003	UCM 28, UCM 24		
1993	UCM 41, NWMSU 10	2004	PSU 47, UCM 27		
1994	UCM 34, NWMSU 9	2005	UCM 83, PSU 21		
1995	NWMSU 33, UCM 23	2006	PSU 35, UCM 30		
1996	NWMSU 44, UCM 10	2007	PSU 38, UCM 31 (2OT)		
1997	NWMSU 41, UCM 9	2008	PSU 49, UCM 28		
1998	NWMSU 34, UCM 20	2009	UCM 23, PSU 14		
1999	NWMSU 41, UCM 14	2010	UCM 37, PSU 20		
2000	NWMSU 55, UCM 17	2011	PSU 38, UCM 17		
2001	UCM 37, NWMSU 36	2012	PSU 30, UCM 21		
2002	NWMSU 10, UCM 7	2013	PSU 31, UCM 21		
2003	UCM 52, NWMSU 24	2014	PSU 38, UCM 31		
2004	NWMSU 39, UCM 20	2015	UCM 34, PSU 6		
2005	NWMSU 31, UCM 21	2016	UCM 34, PSU 27		
2006	NWMSU 31, UCM 14	2017	UCM 28, PSU 23		
2007	NWMSU 28, UCM 26	2018	PSU 48, UCM 28		
2008	NWMSU 20, UCM 13	2019	UCM 36, PSU 28		
2009	NWMSU 56, UCM 14	2021	PSU 35, UCM 16		
2010	NWMSU 17, UCM 16	2022	PSU 21, UCM 10		
2010*	NWMSU 37, UCM 20	2023	PSU 38, UCM 37		
2011	NWMSU 38, UCM 20				
2012	UCM 31, NWMSU 21	Washburn (29-21-2)			
2013	NWMSU 28, UCM 24	1902	WU 6, UCM 0		
2014	NWMSU 37, UCM 15	1914	WU 6, UCM 0		
2015	NWMSU 34, UCM 30	1915	WU 19, UCM 7		
2016	NWMSU 42, UCM 17	1943	UCM 0, WU 0 (T)		
2017	NWMSU 24, UCM 20	1944	WU 12, UCM 2		
2018	NWMSU 48, UCM 21	1945	WU 25, UCM 0		
2019	NWMSU 45, UCM 23	1960	UCM 35, WU 14		
2021	NWMSU 47, UCM 7	1961	WU 27, UCM 15		
2022	NWMSU 24, UCM 7	1962	WU 20, UCM 0		
2023	UCM 41, NWMSU 38	1963	WU 34, UCM 0		

* - Meeting in NCAA-II Playoffs



Mules in the Postseason

1950 - Mirza Shrine Bowl

Dec. 2, 1950

at Pittsburg, Kan.

Breaking loose in the final quarter, the Central Missouri Mules came from a 14-7 deficit to defeat the Pittsburg State Gorillas 32-21 in the first Mirza Shrine Bowl at Pittsburg, Kan.

The Mules capitalized on two Pittsburg State fumbles and two pass interceptions to score four touchdowns in the fourth quarter.

UCM was up 32-14 with :45 left when Ted Hoffman scored on a 90-yard pass. It was one of two passes the Gorillas' completed (in 11 attempts). The Mules, meanwhile, picked off four passes.

In the third quarter, PSU seemed to be driving for a touchdown when the Mules recovered a fumble and drove for **Kelly Meyer's** score-tying one-yard plunge early in the fourth quarter. Central Missouri scored three-more times in the period, once on a **Dick Volkmer** to **Bill Ray** touchdown pass (their second TD connection of the game). **Johnny Gieringer** rumbled 40-yards for another score, and **Kenny Webster** sprinted 64 yards for the Mules' final tally of the game.

While Pittsburg State struggled converting through the air, the Mules completed 14-of-22 passes against the stiff Kansas wind. The Gorillas did chalk up 417 yards on the ground, to 371 for UCM.

The game was played as a benefit for the Shrine crippled children's hospital in St. Louis.

Central Missouri 32, Pittsburg State 21

Score by Quarters	1	2	3	4	Final
Pittsburg State (5-5)	7	0	7	7	- 21
Central Missouri (8-3)	0	7	0	25	- 32

Team Stats	CMSC	PSC
First Downs	15	15
Rushing (Yards)	371	417
Passing (Att-Comp-Int.)	22-15-0	2-11-4
Passing Yards	86	90
Total Offense	487	507
Fumbles-Lost	1-1	2-2
Punts (Avg.)	3-35.0	2-23.0
Penalties-Yards	0-0	2-15

1968 - Mineral Water Bowl

Nov. 30, 1968

at Excelsior Springs, Mo.

A tough defensive game saw the Central Missouri Mules fall 10-0 to the Doane College Tigers in the 20th Annual Mineral Water Bowl in Excelsior Springs, Mo.

More than 7,000 fans descended on Excelsior Springs to witness defense against defense, as neither team could muster much of an attack.

On a damp, slick day the only points came in the second and fourth quarters for Doane, out of Crete, Neb.

Doane came in having gone a combined 28-0-1 the previous three seasons and ranked in the top 10 in the NCAA College Division polls.

Ron Sallier put the Tigers on the board first on a 38-yard run just before the half. Doane added a field goal in the final period.

Central Missouri did come away with two of the three individual player awards. Senior safety **Larry Moore** earned the Defensive Player of the Game, while All-MIAA defensive end **Herb Robinson** was named Lineman of the Game.

The entire Mules' defense could have been honored. Doane came into the game leading the nation with 457.1 yards and 52.9 points per game. Against CMSC, though, the Tigers managed just 256 yards and 10 points.

Larry Johnson led the Mules rushing attack with 50 yards on 16 carries. **Steve Eckinger** saw first-hand why Doane was the sixth-ranked defensive team in the country (allowing just 138 yards and 2.9 points per game. He lost 18 yards on nine attempts, including sack yardage, and completed just 5-of-19 passes for 61 yards. **Clark Frost** caught two of Eckinger's aerials for 43 yards.

Sallier was named Offensive Player of the Game for Doane.

Doane 10, Central Missouri 0

Score by Quarters	1	2	3	4	Final
Doane (10-0)	0	7	0	3	- 10
Central Missouri (7-2-1)	0	0	0	0	- 0

Attendance: 7,000

Team Stats	DC	CMSC
First Downs	17	7
Rushing (Yards)	151	59
Passing (Att-Comp-Int.)	24-7-1	19-5-2
Passing Yards	105	61
Total Offense	256	120
Fumbles-Lost	1-1	0-0
Punts (Avg.)	9-38.0	12-38.6

1970 - Pecan Bowl

Dec. 12, 1970

at Arlington, Texas

Just two seasons after appearing in their first NCAA-sanctioned bowl game, the Mules got back to the postseason. This time it was the prestigious Pecan Bowl in Arlington, Texas. The opponent: the No. 1 ranked Arkansas State University Indians.

Arkansas State came away with a 38-21 win, and with it the NCAA Midwest College Division title. The Pecan Bowl was one of only four College Division Championship games representing a section of the United States.

The Indians were appearing in their third consecutive Pecan Bowl after winning the Southland Conference and posting a 10-0 regular season record.

The Mules, meanwhile, were coming off a 9-1 regular season and the Missouri Intercollegiate Athletic Association co-championship.

UCM made a statement on the Indians' opening drive. After Arkansas State drove to the Mules' one-yard line, Earnie Harris and Gary Simpson stopped ASU's Calvin Harrell on fourth-and-one.

The Indians got on the board first on a 37-yard field goal with 4:30 left in the first quarter.

They added a touchdown pass before **Steve Eckinger** and **Reggie James** connected to make it 10-7, Arkansas State.

The Indians, though, answered with another touchdown pass and a 17-7 lead with 1:28 left in the half. A third Arkansas State aerial on the Indians' second possession of the second half made it 24-7. It marked the first time all year the Mules had been scored on in the third quarter.

The Mules fell behind 31-7 when **Russ Weber's** punt was blocked and recovered in the end zone.

Harrell's touchdown and the ensuing extra point made it 38-7 before the Mules finally were able to get back on the scoreboard.

After recovering an ASU fumble, the Mules made it 38-14, as Eckinger found **Ron Culp**.

The Mules final score came with just :38 remaining in the game. Taking advantage of another Arkansas State fumble, **Ira Clemons** hit pay dirt.

Eckinger completed 22-of-44 passes for 216 yards and two touchdowns, and the Mules' ballcarriers tacked on 110 yards and a score.

Arkansas State 38, Central Missouri 21

Score by Quarters	1	2	3	4	Final
Central Missouri (9-2)	0	7	0	14	- 21
Arkansas State (11-0)	3	14	7	14	- 38

Attendance: 9,500

Team Stats	CMSC	ASU
First Downs	20	211
Rushing (Yards)	110	216
Passing (Att-Comp-Int.)	44-22-3	20-14-3
Passing Yards	226	293
Total Offense	336	509
Fumbles-Lost	1-1	3-3
Punts (Avg.)	10-31.0	2-40.0
Penalty Yards	60	71





2001 - Mineral Water Bowl Dec. 1, 2001 at Excelsior Springs, Mo.

A 9-2 regular-season record led the Mules to the 36th Mineral Water Bowl in Excelsior Springs, Mo. There, the Mules captured a 48-17 win over Northern Sun Intercollegiate Conference runner-up Minnesota-Duluth.

The bowl win marked the first time in school history a Mules team had reached 10 victories.

The Mules jumped out to a 20-0 lead on the Bulldogs after one quarter. **Todd Devoe** grabbed two touchdown passes, one from junior wide receiver **Don Robinson** on a flanker option for 39 yards and the other from **Dennis Gile** that went for a Mineral Water Bowl-record 99 yards. In between, **Lee Thompson** was able to cash in from 10 yards.

UMD rallied to cut the Mules lead in half just minutes into the second quarter. After getting a 75-yard return on the kickoff following Devoe's second touchdown, the Bulldogs scored on a two-yard run by running back Andrew Bungum.

Minnesota-Duluth then executed an onside kick and recovered at the UMD 45. The Bulldogs settled for a 37-yard field goal by Chad Gerlach to make it 20-10 with 12:27 left in the first half.

The Mules had an answer, going 71 yards in six plays, with **Mike Carter** catching a Gile pass for a nine-yard score.

UMD linebacker Adam Skinner picked up a Gile fumble and put the Bulldogs back within 10 on a 32-yard return to make it 27-17.

Duluth returned the favor when UCM's **Greg Zerr** scooped up a fumble by wide receiver Tim Battaglia and ran 19 yards to make 34-17, where it stood at halftime.

UCM wrapped up the scoring with Thompson scoring on a 5-yard run, and **Joey Robinson** returning an interception 80 yards for a score.

Devoe set a bowl record with 163 receiving yards and earned Offensive MVP honors. Joey Robinson had three pass breakups to go with his interception return to pick up the Defensive MVP.

Central Missouri 48, Minnesota-Duluth 17

Score by Quarters	1	2	3	4	Final
Central Missouri (10-2)	20	14	7	7	- 48
Minnesota-Duluth (9-3)	0	17	0	0	- 17
Attendance:	3,592				

Team Stats	UCM	UMD
First Downs	21	17
Rushing (Att./Yards)	33-183	49-58
Passing (Att-Comp-Int.)	27-13-1	28-13-2
Passing Yards	302	130
Total Offense	485	188
Fumbles-Lost	2-1	3-1
Punting (Number-Avg)	2-39.0	8-39.9
Penalties-Yards	4-40	5-45

2002 - NCAA Division II Playoffs Nov. 23, 2002 at Greeley, Colo.

Central Missouri had such a good experience in the 2001 postseason, the Mules made an extra effort to advance in 2002. And advance they did, earning their first ever trip to the NCAA Division II Playoffs. A thrilling 23-20 overtime victory at MIAA-rival Pittsburg State University ensured the Mules their first playoff berth and, while the outcome was not what Central faithful had hoped for (a 49-28 loss at the University of Northern Colorado), it set the stage for the Cardinal & Black to move among the elite teams in the NCAA Division II ranks.

After the opening kickoff went into the end zone for a touchback, UCM needed just 22 seconds to get on the board, as **Don Robinson** launched a pass to a wide open **Todd Devoe**, who raced the rest of the way untouched for the score.

After stopping the Bears on three-and-out on their own 24 yard line, the Mules' **Pat Nussbeck** squirted through to block the punt, and when Devoe scooped it up and ran in, it was 14-0 Central Missouri.

The Mules defense again held and forced UNC to punt, and UCM again struck quickly, **Dennis Gile** hitting **Mike Carter** for a 76-yard pitch and catch and a 21-0 Central Missouri lead.

But then UNC woke up, scoring 28-unanswered points to take a 28-21 halftime lead. Eric Nelson scored on receptions of 29 and 54 yards from Mark Passard, Ron Scott plunged over from a yard out, and Adam Matthews went 23 yards for a score.

In the second half it was more of the same, as Passard connected with Brad Pyatt from 21 yards out at the 12:08 mark of the third quarter, and then hit Nelson on a 51-yard screen pass.

UCM finally got back on the board with 13:54 to go in the ballgame, as **Nate Thomas** took a UNC punt 79 yards up the right side line to give the Cardinal & Black some hope.

But then UNC stuck a dagger in the Mules' heart, as he needed just one play on Northern Colorado's next possession to go 70 yards to make the final score 49-28.

Devoe nabbed eight passes for 150 yards and a score to lead the Mules

Northern Colorado 49, Central Missouri 28

Score by Quarters	1	2	3	4	Final
Central Missouri (10-2)	21	0	0	7	- 28
Northern Colorado (11-1)	7	21	14	7	- 49
Attendance:	4,121				

Team Stats	UCM	UNC
First Downs	10	23
Rushing (Att./Yards)	28-64	48-364
Passes Att-Comp-Int	28-14-1	27-14-0
Passing Yards	245	326
Total Offense	309	690
Fumbles-Lost	0-0	0-0
Punting (Number-Avg)	12-37.2	7-29.1
Penalties-Yards	4-35	1-5

2010 - NCAA Division II Playoffs Nov. 20, 2010 at Warrensburg, Mo.

The No. 8 Central Missouri Mules football squad made history, winning its first playoff game ever in a 55-35 rout over No. 14 West Texas A&M on Saturday at Walton Stadium/Kennedy Field.

The Mules (10-2) scored the contest's first four touchdowns and never looked back in the win. UCM tied the school record for wins in a season with 10, and scored the most points in a postseason game in team history as well. West Texas finished the season at 8-4.

Central Missouri made it 28-0 with 5:27 left before the break on a one-yard rush from senior fullback Brent Boehringer, his first ever rushing TD. The play was set up by a 32-yard Eric Czerniewski-to-Jamorris Warren connection down to the one.

WTAMU got on the board after an eight-play, 70 yard drive that saw Taylor Harris find Stephen Burton on a deflected pass in the back of the endzone that Burton picked out of the air, just before getting a foot in bounds from 14 yards out.

Although the score came with only 1:48 on the clock, the Mules still took advantage, taking the ball 65 yards down field in just 1:23, capped by a 10-yard strike from Czerniewski to Seth Mason to make it 35-7 just before the break. It was Mason's second multiple TD game of the year, and third of his career.

The Mules out-gained the Buffs 373-to-219 in the half, while Czerniewski tossed four TD's on 23-of-28 passing. Stewart had 169 receiving and rushing combined yards in the half.

The third quarter started with a bang for the Mules as well, with senior Joseph Bangali picking off Harris on the first possession. UCM punched it in with a one-yard rush by Anthony Stewart on fourth down, making it 42-7 with 12:45 left in the third quarter.

The two teams traded scores in a long third quarter, with Stewart running one from 17 yards away for a TD. West Texas answered again to make it 49-21 on a 57-yard TD catch by Brittan Golden with 2:48 left. The Buffs tried to make a game of it just after the score, recovering an onside kick.

Instead, Paul Stephens delivered the dagger, picking off a deflected Harris pass and returning it 52 yards for a touchdown, making it 55-21.

Central Missouri cruised from there, running as much clock as possible in the fourth quarter. Stewart finished with more than 100 yards rushing and receiving for the second time in his career, with 112 on the ground, and 131 through the air. Czerniewski tallied 368 yards and the four TDs on 33 of 42 attempts.

Central Missouri 55, West Texas A&M 35

Score by Quarters	1	2	3	4	Final
West Texas A&M (8-4)	0	7	14	14	- 35
Central Missouri (10-2)	21	14	20	0	- 55
Attendance:	4,397				

	WTAMU	UCM
First Downs	28	27
Rushing (Att.-Yards)	12-32	29-144
Passes Att-Comp-Int	66-35-3	42-33-0
Passing Yards	495	368
Total Offense	78-527	71-512
Fumbles-Lost	0-0	2-1
Punting (Number-Avg)	3-41.0	4-29.8
Penalties-Yards	9-109	11-111



Mules in the Postseason

2010 - NCAA Division II Playoffs

Nov. 27, 2010

at Abilene, Texas

The No. 8 Central Missouri Mules continued their historic run through the playoffs with a 55-41 upset over the No. 2 Abilene Christian Wildcats on Saturday at Shotwell Stadium, setting the school record with 11 wins, and defeating a No. 2 ranked opponent for the first time in school history.

Central Missouri (11-2) jumped on the Lone Star Champion Wildcats (11-1) from the start, racing to a 21-0 first quarter lead. After ACU got on the board with a Mitchell Gale touchdown pass, but the Mules added 14 straight points to open a 35-6 lead.

The Wildcats notched two more touchdowns in the quarter to pull within 35-21 at halftime.

ACU took its opening drive of the second half and went 91 yards in nine plays for a touchdown to make it 35-28.

The Central Missouri defense held on the next possession, forcing the Wildcats to kick a field goal from 38 yards out to cut the lead to only four. The defense came up huge again and forced the Wildcats to kick a 27-yard field goal to make it 35-34 with 26 seconds left in the quarter.

The momentum shifted at the start of the fourth quarter as Czerniewski found Jamorris Warren on a 61-yard bomb for a score. The extra point was blocked though, and gave UCM a 41-34 lead.

Czerniewski found DeMarco Cosby for a 28-yard strike to the eight yard line, and two plays later he tossed one up to Warren in the corner of the endzone for his UCM-record-tying sixth TD pass of the day and a 48-34 lead.

The Wildcats got a 32-yard TD pass to Edmund Gates with 2:23 left, but the Mules recovered the onside kick. Two plays later, Anthony Stewart broke a 42-yard touchdown up the middle to seal the win.

Czerniewski finished with 477 yards passing on 29-of-46 completions with six touchdowns. It was the sixth 400-yard game of his career, and second-highest total ever at UCM. There have only been seven 400-yard games in school history, and he owns six of them.

Central Missouri 55, Abilene Christian 41

Score by Quarters	1	2	3	4	Final
Central Missouri (11-2)	21	14	0	20	- 55
Abilene Christian (11-1)	0	21	13	7	- 41

Attendance: 6,458

	UCM	ACU
First Downs	20	22
Rushing (Att.-Yards)	19-76	33-77
Passes Att-Comp-Int	46-29-1	51-27-1
Passing Yards	477	358
Total Offense	65-553	84-435
Fumbles-Lost	0-0	0-0
Punting (Number-Avg)	7-34.4	7-33.6
Penalties-Yards	7-69	6-60

2010 - NCAA Division II Playoffs

Dec. 4, 2010

at Maryville, Mo.

The No. 3 Northwest Missouri State Bearcats built a first half lead and never let it get away on a cold, windy day at Bearcat Stadium in the NCAA-II Quarterfinals, ending the No. 8 Central Missouri Mules historic playoff run by a 37-20 score.

The NWMSU defense put up its most impressive performance of the season, getting pressure on MIAA and Super Region 4 Offensive Player of the Year Eric Czerniewski, and holding him to a season-low 212 passing yards, but also with the aid of a 20-30 mph wind.

The opening period started with more points on the first two drives than the entire first half of the first meeting earlier in the season. The Bearcats (12-1) took the opening drive 80 yards in nine plays, capped by a 23-yard strike from quarterback Blake Bolles to wideout Tyler Shaw against the wind. Central Missouri (11-3) didn't panic though, and put together an 11-play, 68 yard answer. Czerniewski hit senior running back Anthony Stewart from seven yards out of the backfield for the touchdown.

UCM managed only 25 plays in the first half for 83 yards, while the Bearcats ran 46 plays for 202 yards.

The Central Missouri defense clamped down in the second half, but the offense couldn't take advantage, with the Bearcats making the big plays on their defense.

The Mules held Northwest to only 18 yards in the third quarter, even with the wind at their backs. UCM forced punts on each possession, and went into the final quarter with the wind, down only 24-14. Another significant moment in the quarter was when Czerniewski hit DeMarco Cosby for a five-yard first down, giving him the NCAA-II single-season passing record at 5,100 yards, passing Keith Null of West Texas A&M's record of 5,097 yards in 2008.

NWMSU built the lead back to 16 at 30-14 following a 58-yard catch and run by Jake Soy. The Mules were able to pull within 10 again at 30-20 on a Taylor Dyer TD grab, but could get no closer.

NWMSU iced the game on a fourth down touchdown run by Bolles with 3:03 left to make it 37-20.

The Mules held the Bearcats to only 103 yards in the final half, while gaining 178. Czerniewski finished his season with an NCAA-II record 5,207 yards, and his career with 12,847 yards to rank fourth in NCAA-II history.

NW Missouri State 37, Central Missouri 20

Score by Quarters	1	2	3	4	Final
Central Missouri (11-3)	7	7	0	6	- 20
NW Missouri State (12-1)	7	17	0	13	- 37

Attendance: 8,125

	UCM	NWMSU
First Downs	18	21
Rushing (Att.-Yards)	20-49	35-79
Passes Att-Comp-Int	49-27-2	32-20-0
Passing Yards	212	226
Total Offense	69-261	67-305
Fumbles-Lost	0-0	1-1
Punting (Number-Avg)	4-26.2	4-45.2
Penalties-Yards	11-87	9-84

2011 - Kanza Bowl

Nov. 27, 2011

at Topeka, Kan.

Missed opportunities in the red zone proved too costly to overcome as the Central Missouri Mules fell to West Texas A&M 26-7 in the Third Annual Lower Kanza Bowl at Hummer Sports Park. UCM turned the ball over three times near the goal line in the loss as they were making their second straight postseason appearance.

The Mules were held to 273 yards of total offense, their second lowest output of the season. UCM managed just 50 yards rushing, while throwing for 223 with four interceptions.

Corwin finished the day 25-of-42 for 223 yards and the four picks. Corwin finishes the season second on UCM's single-season passing charts with 3,798 yards and 34 touchdowns.

Taylor gained 31 yards on 14 carries with a rushing touchdown. Kirkwood led UCM with five catches for 63 yards. Howard had four catches for 55 yards, giving him 71 receptions for 1,199 yards this season. His 71 grabs are tied with DeMarco Cosby for the third most in a single season in Central Missouri history, while his 1,199 yards and 13 touchdowns are the second most in a single season.

Defensively, Colin Hanna led the Mules with nine tackles. Brett Ginn had eight.

The Buffaloes racked up 522 yards of total offense, including 347 through the air. Vaughan was 23-of-42 for 347 yards with a touchdown and two interceptions. Robins finished with 163 yards on 24 carries with a score. Ratliff had six catches for 116 yards and Golden finished the game with six grabs for 101 yards and a score.

West Texas A&M 26, Central Missouri 7

Score by Quarters	1	2	3	4	Final
West Texas A&M (8-3)	7	13	3	3	- 26
Central Missouri (8-4)	7	0	0	0	- 7

Attendance: 3,592

Team Stats	WTAMU	UCM
First Downs	22	13
Rushing (Att./Yards)	37-175	22-50
Passing (Att-Comp-Int.)	23-42-2	25-42-4
Passing Yards	347	223
Total Offense	522	273
Fumbles-Lost	1-1	1-0
Punting (Number-Avg)	2-47.5	5-38.6
Penalties-Yards	4-35	3-30





2014 - Texarkana Bowl

Dec. 6, 2014

at Texarkana, Ark.

Central Missouri football ended its season on a high note, winning in grand fashion over Southeastern Oklahoma, 48-21, in the Live United Texarkana Bowl. The win puts the Mules record at 8-4, their most wins since the 2011 season. It is also the team's first win in a bowl game under Head Coach Jim Svoboda and their third in program history, evening their bowl game record at 3-3.

Coming into the game, senior LaVance Taylor needed 60 yards to become UCM's all-time leader in all-purpose yards. Taylor racked up 351 combined yards to become the first Mule to eclipse 6,000 career all-purpose yards, setting a new career record at 6,231 yards. Taylor picked up a game-high 264 yards and one touchdown on the ground, while also catching three passes for a team-best 87 yards, including a 75-yard catch and run to put UCM up 34-7 midway through the third quarter and was awarded the Live United Texarkana Bowl MVP for his efforts. He finishes his career No. 2 all-time at UCM in rushing with 3,941 yards, 54 yards shy of the school record.

Hawk finished the afternoon completing 84% of his passes (21-of-25) for 280 yards and the four touchdowns. He spread the ball around, completing passes to eight different receivers, four of whom caught touchdown passes. Senior Anthony Kirkwood led the Mules receiving group with five catches for 46 yards. Overall the Mules finished with 625 yards of total offense, their second time this season with at least 600 yards of offense. They outgained the Savage Storm by 207 yards, 625-to-418.

Defensively, senior Alex Perlin led the charge with a game-high-tying 12 tackles. The Mules created two turnovers with a pair of interceptions by Kenny Mings and J.R. Alexander. They also got to the Savage Storm quarterback for four sacks for 29 yards. Raymond Hunter, Alex Lackey and Russell Allen each had one sack apiece.

Polite, the Savage Storm quarterback finished his afternoon throwing for 258 yards, completing 22-of-44 pass attempts. He also led SE Okla. with 88 yards on the ground, including all three touchdowns. Anthony Foster finished with a game-high 108 receiving yards on six catches and Thomas Curry chipped in with 12 tackles on defense.

Central Missouri 48,

Southeastern Oklahoma State 21

Score by Quarters	1	2	3	4	Final
Central Missouri (8-4)	10	10	14	14	- 48
SE Oklahoma State (7-5)	7	0	7	7	- 21

Attendance: 3,592

Team Stats	UCM	SOSU
First Downs	24	26
Rushing (Att./Yards)	40-345	48-135
Passing (Att-Comp-Int.)	21-25-0	23-43-2
Passing Yards	280	283
Total Offense	625	418
Fumbles-Lost	1-0	1-0
Punting (Number-Avg)	1-62.0	4-33.2
Penalties-Yards	5-57	3-35

2016 - NCAA-II Playoffs

Nov. 19, 2016

at Searcy, Ark.

The 20th-ranked Mules battled back-and-forth with fifth-ranked Harding for three quarters before running out of gas and falling on the road, 48-31, in the first round of the NCAA-II Playoffs. The Mules end their season at 9-3 overall with their first playoff appearance since 2010.

HU out-gained UCM 528-381 in the game, including 297-92 in the second half.

Fugate finished the day 22-of-28 for 314 yards and three touchdowns, while also rushing for a score. He was UCM's leading rusher with just 29 yards on 12 carries. Zachery caught seven passes for 87 yards and a touchdown. Seth Hebert had five catches for 72 yards as did Echols, who also had a touchdown.

Defensively, Tevin Teamer led the Mules with a career-high 18 tackles and a forced fumble. Montezze Latimore finished with 10 tackles.

Parish led HU with 118 yards and two touchdowns on 21 carries while completing 6-of-7 passes for 173 yards and a score. Simmons had 91 yards and two scores on seven carries. Dather caught four passes for 149 yards and a touchdown.

Frank Herbert and Daylan Skidmore each finished with eight tackles to lead Harding. Skidmore also had two sacks and a fumble recovery.

Fugate finished the season with 271 completions, third most all-time for a season at UCM. His 3,655 passing yards and 31 touchdown passes this season are also the third best. His 4,112 yards of total offense this year are the second most all-time. For his career, Fugate finishes his career with the fifth most completions (463), fourth most passing yards (6,314), passing touchdowns (49), and the third most yards of total offense (7,519).

Zachery's 67 pass receptions this season are the sixth most in a single season in program history, while his 11 touchdown receptions are tied for the fourth most. His 1,828 all-purpose yards are the fifth most in a single-season. With one season of eligibility remaining, Zachery ranks sixth in receiving yards (1,915), tied for seventh in touchdown receptions (16), tied for eighth in receptions (122) and ninth in all-purpose yards (3,420).

The Mules' 9-3 season is the 10th straight winning season in program history and the 18th in the last 19 years. This was the first playoff appearance since 2010 and the third in school history. This was the Mules' ninth postseason appearance overall, counting postseason bowl games and playoff appearances, and the fourth in head coach Jim Svoboda's seven seasons.

Harding 48

Central Missouri 31,

Score by Quarters	1	2	3	4	Final
Central Missouri (9-3)	14	10	7	0	- 31
Harding (12-0)	7	21	13	7	- 48

Attendance: 2,107

Team Stats	UCM	HU
First Downs	23	22
Rushing (Att.-Yards)	22-54	61-355
Passing (Att-Comp-Int.)	24-35-0	6-7-0
Passing Yards	327	173
Total Offense	381	528
Fumbles-Lost	2-1	3-2
Punting (Number-Avg)	4-34.2	0-0
Penalties-Yards	3-35	4-60

2017 - Mineral Water Bowl

Dec. 2, 2017

at Excelsior Springs, Mo.

It was a fitting end to the 2017 Mules Football season in that their 38-28 win over No. 23 Minnesota-Duluth resembled so many that came before it earlier in the season. Trailing at the half, 22-10, the Mules came to life in the second half, scoring four touchdowns, to earn their fourth all-time bowl win. Central Missouri finishes the season at 9-3.

How it Happened

- The Mules totaled nearly 500 yards of total offense and both teams combined went over 1,000, totaling 1,023 yards of offense.

- UCM had a balanced attack totaling more than 300 yards through the air and nearly 200 on the ground.

- Brook Bolles kept a clean sheet and the Mules turned the ball over just once and gave up only one sack.

- As they have most of the season, UCM relied on a quick-strike offense, scoring two touchdowns in less than one minute and returned a kickoff for a score.

- UCM got on the board first with a 24-yard touchdown reception from Bolles to Jovante Siglar.

- The lead didn't last long as Minnesota-Duluth answered on their next drive. They went 75 yards in 11 plays and ate of 4:20 before scoring on a one-yard touchdown run. The Bulldogs successfully went for two and held onto that lead for the rest of the half.

- Alex Langer kicked a 41-yard FG in between two Bulldog touchdowns, and at the half, UMD led 22-10.

- The Mules got to work right away in the second half, scoring on their first possession. Bolles completed a pair of passes to convert third downs to set up Devante Turner's three-yard rush.

- Again the Bulldogs answered with a long drive, this one going 83 yard in 10 plays covering 5:42 to regain their two score lead, 28-17.

- The ensuing kickoff saw Zachery return it 100 yards to get the Mules right back to within five, 28-23.

- Just two minutes later, the Mules took their first lead, 31-28 when Seth Hebert scored from 29 yards out on a pass from Bolles. Koby Wilkerson added the two-point conversion to put UCM up by three.

- Bolles added the final touches with a 40-yard touchdown run and the defense did the rest, holding UMD off the scoreboard to complete the comeback win.

Mules Stat Leaders

- Bolles scored three times, twice through the air and once on the ground. He completed 19-of-34 passes for 281 yards and rushed for 82 more.

- Turner carried the ball 17 times for 64 yards including a score.

- Hebert led the Mules with five catches for 69 yards and a touchdown.

- Zachery caught three passes for 63 yards and returned five kickoffs for 192.

- Siglar also caught three passes totaling 43 yards with a touchdown. He also completed a 21 yard pass.

- Taylor played a part in two Mules turnovers, forcing a fumble and picked off a UMD pass in the third.

- Austin Miller led the team with nine tackles.

- Connor Flagel and Rick Pesek each had a sack.

News and Notes

- The win gives UCM nine for the second straight season. That's the first time that has happened since 2002-03.

- UCM is now 2-1 all-time in the Mineral Water Bowl with both wins coming against Minnesota-Duluth. The win also pushes the Mules to 4-3 all-time in bowl games.

- Punter Zach Davidson is now the Mules single-season record holder averaging 44.3 yards per kick, two yards more than the previous single-season record.

- Jaylen Zachery finishes his outstanding career with 172 receptions for 2,755 yards and 17 receiving touchdowns. He also has 1,832 return (kick and punt) yards and 4,641 all-purpose yards.

- Brook Bolles capped his first year as a starter going 242-for-430 and 3,766 yards with 23 passing touchdowns. He also rushed for nine more scores and his 4,322 yards of total offense is the second most in a single-season in UCM history.

- Devante Turner scored 1 rushing touchdowns which is the fourth most in a single season and his 108 total touchdowns are tied for fifth.

- The win over the 23rd ranked Bulldogs is UCM's second win against a ranked opponent this season. The last time UCM beat two top-25 teams came in 2014.

- In seven of the Mules 12 games in 2017, they trailed at the half. This is the their fourth win after trailing for the first 30 minutes.

Central Missouri 38

Minnesota-Duluth 28,

Score by Quarters	1	2	3	4	Final
Central Missouri (9-3)	7	3	21	7	- 38
Minnesota-Duluth (9-3)	8	14	6	0	- 28

Attendance: 2,000

Team Stats	UCM	UMD
First Downs	21	28
Rushing (Att.-Yards)	37-193	32-79
Passing (Att-Comp-Int.)	20-35-0	29-57-1
Passing Yards	302	449
Total Offense	495	528
Fumbles-Lost	1-1	1-1
Punting (Number-Avg)	4-40.8	6-38.3
Penalties-Yards	10-83	5-57



Mules in the Postseason

2019 - NCAA-II Playoffs Nov. 23, 2019 at Warrensburg, Mo.

WARRENSBURG, Mo. (Nov. 23, 2019) - Central Missouri Mules Football won their first playoff game since 2010. The Mules got a lead in the second quarter and never looked back as they defeated the Greyhounds 37-27. The win is the Mules 11th for the season and they move on to round two of the NCAA Tournament.

How it Happened

- The Mules outgained UIndy 464-372.
- Neither team turned the ball over in the game.
- Central Missouri was 6-15 on third downs while the Mule defense held the Greyhounds to just 3-13.
- Both teams committed their share of penalties, UCM eight for 79 yards and Indy seven for 53 yards.
- Evenly matched game in terms of time of possession with the Greyhounds keeping the ball for 29:42 and the Mules 29:22.
- After giving up 10 first quarter points, the Mules defense allowed just 17 the rest of the way, eight late in the fourth quarter.
- The game started well for the Greyhounds. They marched down the field and scored on their opening possession. Seven plays and 75 yards in 3:12 for a 7-0 lead.
- UCM looked ready to answer getting down inside the Indy five yard line, but the Greyhounds defense held and forced a field goal.
- The Greyhounds went back on top by seven, 10-3 after a short field goal of their own and after 15 minutes led by a touchdown, 10-3.
- Central Missouri again drove down the field and inside the Indy 10, but needed to settle for a field goal for the second time. Twenty-six yards from Samuel Knowlton.

- UCM's defense forced a three-and-out and on third-and-four from the Indianapolis 33 yard line, Brook Bolles threw a strike down the middle of the field to Zach Davidson for a 33-yard touchdown giving the Mules their first lead, 13-10.
- UCM led the rest of the way, padding their lead in the second with a Bolles to Shae Wyatt 14-yard touchdown pass. Heading into halftime, the Mules led by 10, 20-10.
- Indianapolis got back to within one score in the third driving 70 yards on 10 plays and getting a 17 yard score, but missed the extra point, making it a four-point game, 20-16.
- The teams traded field goals before Bolles hit Wyatt for a second time, this time from 23 yards giving the Mules some cushion, 30-19.
- Ubong Udom's third down sack on the ensuing Indy possession gave the Mules the ball back with 5:29 left in the quarter and three plays later, Koby Wilkerson rushed in from 11 yards out, extending the lead to 37-19.
- Indy got one touchdown back 56 seconds left, but the onside kick attempt fell into the arms of Wyatt and two kneel-downs later and the Mules are moving on.

It Was Over When...

- Udom's sack with the Mules already up 11 gave UCM the ball back 5:29 left to play. Three plays later Wilkerson put the exclamation point on the win with an 11 yard touchdown score.

Mules Stat Leaders

- Brook Bolles went 27-of-37 for 377 yards and three touchdowns.
- Shae Wyatt caught nine passes for 176 yards & two touchdowns.
- Zach Davidson added a score and 90 yards on five catches.
- Devante Turner rushed 18 times for 60 yards.
- Koby Wilkerson had a rushing score and 37 yards on the ground.
- Deven Smith led the defense with 7 tackles, 2.5 for a loss.
- Ubong Udom had the Mules only sack of the game.
- Samuel Knowlton was a perfect 3-3 on field goal attempts.

For the Greyhounds

- TJ Edwards was 17-37 for 200 yards and two touchdowns.
- Aaron Matio caught six passes for 60 yards and a touchdown.
- Al McKeller totaled 84 yards on 15 carries and a touchdown.
- Alex Parsons had a 11 tackles, 3.5 for a loss with one sack.

News and Notes

- The Mules 11 wins match a team-high for a single-season.
- UCM moves to 3-3 all-time in NCAA postseason games.
- In home playoff games, the Mules are 2-0 all-time.
- Bolles' 27 completions are his most in a game this season.
- Bolles also moved over 8,000 career yards passing in the win and 4,000 yards this season, the 2nd QB to ever reach those milestones.
- Shae Wyatt has surpassed 2,000 career receiving yards and moved up to fourth place all-time.
- This was the Mules and Greyhounds first ever meeting.

Up Next

- The Mules will travel to take on No. 1 seed Ferris State next Saturday, Nov. 30 in Big Rapids, Mich. As the No. 1 seed, Ferris State earned a bye in round one of the playoffs.

Central Missouri 37, Indianapolis 27

Score by Quarters	1	2	3	4	Final
Indianapolis	10	0	6	11	27
Central Missouri	3	17	3	14	37

Attendance:

Team Stats	UIndy	UCM
First Downs	24	24
Rushing (Att.-Yards)	32-172	33-87
Passing (Att-Comp-Int.)	37-17-0	37-27-0
Passing Yards	200	377
Total Offense	372	464
Fumbles-Lost	0-0	0-0
Punting (Number-Avg)	4-40.8	3-40.7
Penalties-Yards	7-53	8-79

2019 - NCAA-II Playoffs Nov. 30, 2019 at Big Rapids, Mich.

BIG RAPIDS Mich. (Nov. 30, 2019) - Central Missouri Mules Football's historic season came to an end Saturday afternoon at the hands of No. 1 seed and second-ranked Ferris State. The Mules, playing in their fourth-ever postseason and second-ever second round game, fell to the Bulldogs 37-10. The season ends at 11-2, tying the most wins in team history.

How it Happened

- Ferris State did most of their damage on the ground, rushing for 372 yards and four touchdowns. The Mules ran for 128 yards, but got behind in the second half and were forced into passing situations.
- The Mules threw for 100 more yards than Ferris State, 253-153.
- Ferris State capitalized on four Mules turnovers and turned those into 14 points while the Mules didn't force any Bulldog turnovers.
- The Bulldogs also kept drives alive going 10-18 on third downs and 2-3 on fourth downs while UCM was just 2-12 on third down.
- The Mules gained 381 yards of total offense, but were outgained by Ferris who picked up 525.
- Ferris State marched down the field on their opening driving, scoring on a two-yard rush in eight plays. They missed the extra point and led 6-0 before UCM touched the ball.
- The Mules answered with a touchdown drive of their own. In FSU territory, Brook Bolles hit Shae Wyatt on fourth-and-10 for 11 yards and a first down. Four plays later, Koby Wilkerson rushed 14 yards for a score and a 7-6 Mules lead.

- Both defense's kept the opposing offense out of the end zone for the rest of the quarter. UCM had a chance to extend their lead with first and goal on the Bulldogs three. After two incomplete passes, Bolles was intercepted on the goal line to end the scoring threat.
- After the two teams traded punts, the Mules were driving once again into Bulldog territory when a ball deflected off of Zach Davidson's hands and into the arms of a Ferris State defender. This time, the Bulldogs cashed in with a touchdown to regain the lead, 13-7.
- In the final minute of the half, Ferris added a field goal to their lead, connecting from 38 yards out and led 16-7.
- The Mules came out of the gates firing to start the second half. On the very first play, Bolles hit Drew Slager for 60 yards down to the Bulldog 15. The FSU defense held the Mules to a field goal afterwards and Samuel Knowlton booted one from 26 yards and it was a six-point game, 16-10.

- Ferris answered though with an eight-play, 80-yard drive and again made it a two-score game, 23-10 following a 22 yard touchdown rush on fourth-and-four.

- The Bulldogs both padded their lead and drained the clock as they scored on a 19-play, 99-yard drive which took nearly eight minutes off the clock and after three quarters, the Bulldogs led 30-10.

- Ferris State added another touchdown in the fourth quarter to get to our final, 37-10.

It Was Over When...

- The Mules drive to start the fourth quarter ended on fourth-and-11 with an interception and gave the ball back to the Bulldogs down 30-10 with 12:54 left to play. Ferris ate up seven more minutes of the clock and scored making it a 37-10 game.

Mules Stat Leaders

- Brook Bolles completed 19-of-37 passes for 253 yards. He also gained 14 yards on the ground.
- Drew Slager caught eight passes for 125 yards.
- Koby Wilkerson rushed 10 times for 43 yards with a touchdown.
- Devante Turner picked up 45 yards on the ground and caught two passes for 38 yards.
- Shae Wyatt had three receptions for 47 yards.
- Deven Smith made 13 tackles.
- Ubong Udom had five tackles with two sacks.

For the Bulldogs

- Travis Russell threw for 153 yards on 12-of-25 passes.
- Marvin Campbell had 19 carries for 151 yards & 3 touchdowns.
- Tyler Minor totaled 82 yards on the ground.
- Dion Earls caught four passes for 29 yards.
- CJ Jefferson caught 3 passes for 73 yards and a touchdown.
- Najem Hosein made 11 tackles including sack. on defense.

News and Notes

- The 8 catches & 125 yards are both UCM highs for Drew Slager.
- The Mules 11 wins on the season match a program record.
- Brook Bolles finished his career with 8,364 yards and 68 touchdown passes, both second all-time at UCM.
- All-time in postseason games the Mules fall to 3-4.
- This is the first time in Mules history they have won a conference championship and playoff game in the same season.

Ferris State 37, Central Missouri 10

Score by Quarters	1	2	3	4	Final
Central Missouri	7	0	3	0	10
Ferris State	6	10	14	7	37

Attendance:

Team Stats	UCM	FSU
First Downs	24	30
Rushing (Att.-Yards)	34-128	59-372
Passing (Att-Comp-Int.)	37-19-4	26-12-0
Passing Yards	253	153
Total Offense	381	525
Fumbles-Lost	0-0	3-0
Punting (Number-Avg)	3-33.0	3-39.3
Penalties-Yards	7-65	8-77

2023 - NCAA-II Playoffs Nov. 18, 2023 at Warrensburg, Mo.

WARRENSBURG, Mo. - Zach Zebrowski threw for seven touchdowns and 467 yards as the No. 6-ranked Central Missouri Mules football team rolled past No. 24-ranked Henderson State, 56-14, in the first round of the NCAA-II Football Championship Saturday, Nov. 18, at Walton Stadium/Kennedy Field.

The Mules (11-1) advance to the second round of the playoffs and tie the UCM single-season program record for victories at 11 with the win and will face third-ranked Harding (11-0) Saturday, Nov. 25, at a to be determined time in Searcy, Ark.

Zebrowski, a redshirt junior quarterback from Woodbury, Minn., went 24-for-34 for his 467 passing yards and seven passing touchdowns while posting 36 rushing yards on three carries. The 467 yards through the air mark the 11th game in 2023 he has compiled at least 300 yards passing.

Michael Fitzgerald tallied a team-best 121 receiving yards on four catches, including a 41-yard touchdown reception, while Jack Pospisil had three touchdowns catches (39, eight and nine yards), and Weston Bridges compiled a team-high 59 rushing yards on 10 carries. Marcellous Hawkins (two), Bo Reeves (one) and Arkell Smith (one) also had TDs in the contest.

Cale Miller led Central Missouri defensively with eight tackles, and Wryor Noil and Garrett Hormann each compiled interceptions.

The Mules outscored Henderson State (9-3) in the first half, 49-14, before shutting out the Reddies in the second half, 7-0, to roll to the 56-14 triumph. It's the third time this season UCM has held an opponent scoreless in the third and fourth quarters.

For the game, Central Missouri outgained Henderson State, 599-420, including a 467-219 edge in passing yards. The Reddies bested the Mules in rushing yards, 201-132, but UCM inched past HSU in first downs, 25-24.

Running back Jeremiah Davis compiled 116 rushing yards on 20 carries, and quarterback Andrew Edwards went 21-of-41 for 219 yards and one touchdown, pacing Henderson State.

Central Missouri 56, Henderson State 14

Score by Quarters	1	2	3	4	Final
Henderson State	0	14	0	0	14
Central Missouri	35	14	7	0	56

Attendance: 2,500

Team Stats	UCM	HSU
First Downs	25	24
Rushing (Att.-Yards)	24-132	43-201
Passing (Att-Comp-Int.)	24-35-0	21-41-2
Passing Yards	467	219
Total Offense	599	420
Fumbles-Lost	0-0	1-1
Punting (Number-Avg)	3-41.7	5-34.4
Penalties-Yards	2-15	4-24





2023 - NCAA-II Playoffs
Nov. 25, 2023
at Searcy, Ark.

SEARCY, Ark. – No. 6-ranked University of Central Missouri Mules football fell to No. 3-ranked Harding, 35-34, in the second round of the NCAA Division II Football Championship Saturday, Nov. 25, at First Security Stadium.

The Mules end their season with an overall record of 11-2 – tying the school record for wins – and as MIAA Co-Champions after compiling a conference record of 9-1.

UCM redshirt junior quarterback Zach Zebrowski went 34-for-44 and threw for five touchdowns on 425 yards passing and added 94 rushing yards on 16 carries while redshirt senior receiver Arkell Smith tallied 150 yards on nine catches and had three TD receptions, leading Central Missouri offensively. It's the 12th game this season Zebrowski has recorded at least 300 passing yards.

Michael Fitzgerald and Zion Perry also caught touchdown passes in the game.

Smith ends his UCM career as the Central Missouri record holder in receiving touchdowns (34) and ranks second in career receiving yards (2,816).

Redshirt juniors Curtis Appleton II (13 tackles) and Noah Blair (12 tackles) paced UCM defensively in the contest.

For the game, the Mules outgained the Bisons (12-0), 534-418, including a 425-34 advantage in passing yards, but the Bisons posted a 384-109 edge in rushing yards and won the time of possession battle, 35:42 to 24:18.

Blake Delacruz posted 154 rushing yards on 34 carries with two touchdowns, while Chauncey Martin had 123 rushing yards on four carries and a pair of TDs, leading Harding in the game.

Harding 35,
Central Missouri 34

Score by Quarters	1	2	3	4	Final
Central Missouri	7	7	7	13	34
Harding	7	14	7	7	35


Attendance: 3,500

Team Stats	UCM	HU
First Downs	27	20
Rushing (Att.-Yards)	22-109	59-384
Passing (Att-Comp-Int.)	34-44-0	2-4-0
Passing Yards	425	34
Total Offense	534	418
Fumbles-Lost	0-0	0-0
Punting (Number-Avg)	2-43	1-40
Penalties-Yards	9-61	5-30



MIAA Championship and Postseason Teams

1912 MIAA Champions
Head Coach: Phog Allen • 5-4




1913 MIAA Champions
Head Coach: Phog Allen • 7-2




1914 MIAA Champions
Head Coach: Phog Allen • 5-4




1915 MIAA Champions
Head Coach: Phog Allen • 4-2-2



1926 MIAA Champions
Head Coach: Tad C. Reid • 7-0-1




1950 Mirza Shrine Bowl
Head Coach: Tate C. Page • 8-3



1956 MIAA Champions
Head Coach: Lew Comer • 7-2




1968 Mineral Water Bowl
Head Coach: Howard Mahanes • 7-2-1




MIAA Championship and Postseason Teams




1970 MIAA Champions • Pecan Bowl
Head Coach: Howard Mahanes • 9-2




1983 MIAA Champions
Head Coach: Terry Noland • 6-5




1986 MIAA Champions
Head Coach: Terry Noland • 9-2




1987 MIAA Champions
Head Coach: Terry Noland • 7-3-1




1988 MIAA Champions
Head Coach: Terry Noland • 6-5




2001 Mineral Water Bowl Champions
Head Coach: Willie Fritz • 10-2



2002 NCAA Playoffs First Round
Head Coach: Willie Fritz • 10-2



2003 MIAA Champions
Head Coach: Willie Fritz • 9-2





MIAA Championship and Postseason Teams

2010 NCAA Playoffs Quarterfinals
Head Coach: Jim Svoboda • 11-3



2011 Kanza Bowl
Head Coach: Jim Svoboda • 8-4



2014 Texarkana Bowl Champions
Head Coach: Jim Svoboda • 8-4



2016 NCAA Playoffs First Round
Head Coach: Jim Svoboda • 9-3



2017 Mineral Water Bowl Champions
Head Coach: Jim Svoboda • 9-3



2019 MIAA Champions • NCAA Playoffs 2nd Round
Head Coach: Jim Svoboda • 11-2



2023 MIAA Champions • NCAA Playoffs 2nd Round
Head Coach: Josh Lamberson • 11-2





MIAA Football Champions 1924-Present


1924	Northeast Missouri	1950	Missouri-Rolla	1974	Northwest Missouri	1997	Northwest Missouri	2021	Northwest Missouri
1925	Northwest Missouri	1951	SWMSU & NEMSU	1975	Southeast Missouri	1998	Northwest Missouri	2022	Pittsburg State
1926	Central Missouri	1952	NWMSU & NEMSU	1976	SEMSU & NEMSU	1999	Northwest Missouri	2023	UCM, Pittsburg State
1927	Northeast Missouri	1953	Northeast Missouri	1977	SEMSU & Mo-Rolla	2000	Northwest Missouri		
1928	SWMSU & NEMSU	1954	Northeast Missouri	1978	Southwest Missouri	2001	Pittsburg State		NWMSU has won or shared
1929	Northeast Missouri	1955	Southeast Missouri	1979	Northwest Missouri	2002	Northwest Missouri		30 titles, UCM 14* , PSU 14,
1930	Northeast Missouri	1956	UCM & Mo-Rolla	1980	Missouri-Rolla	2003	UCM, ESU, MWSC, NWMSU, PSU		MWSU 2, ESU 1, FHSU 2,
1931	Northwest Missouri	1957	Southeast Missouri	1981	Northeast Missouri		2004	Pittsburg State	MSSU 1, WU 1.
1932	Northeast Missouri	1958	Southeast Missouri	1982	Northeast Missouri		2005	Washburn	
1933	Northeast Missouri	1959	Southeast Missouri	1983	UCM & Mo-Rolla		2006	Northwest Missouri	NEMSU (Truman) won or
1934	Northeast Missouri	1960	Northeast Missouri	1984	Northwest Missouri		2007	Northwest Missouri	shared 26 titles, SEMSU 17
1935	Northeast Missouri	1961	Northeast Missouri	1985	Northeast Missouri		2008	Northwest Missouri	titles, MST 8 titles, SWMSU
1936	Northeast Missouri	1962	Southeast Missouri	1986	Central Missouri		2009	Northwest Missouri	7 titles, LU 1 title while
1937	Southeast Missouri	1963	Southwest Missouri	1987	UCM & SEMSU		2010	Northwest Missouri	members of the MIAA.
1938	Northwest Missouri	1964	Northeast Missouri	1988	UCM, SEMo, & NEMo		2011	Pittsburg State	
1939	Northwest Missouri	1965	Northeast Missouri		1989	Pittsburg State	2012	Missouri Western	(* - UCM also won
1940	Southwest Missouri	1966	Southwest Missouri		1990	Pittsburg State	2013	Northwest Missouri	MIAA titles in 1912, 1913,
1941	NWMSU & MST	1967	Southeast Missouri		1991	Pittsburg State	2014	PSU & NWMSU	1914, and 1915)
1942	NWMSU & SWMSU	1968	Southeast Missouri		1992	Pittsburg State	2015	Northwest Missouri	
1943-45	No MIAA Comp.	1969	SEMSU & NEMSU		1993	Missouri Southern	2016	Northwest Missouri	
1946	Southeast Missouri	1970	UCM & NEMSU		1994	Pittsburg State	2017	Fort Hays State	
1947	Missouri-Rolla	1971	Northeast Missouri		1995	Pittsburg State	2018	FHSU & NWMSU	
1948	SWMSU & NWMSU	1972	NWMSU & Lincoln		1996	PSU & NWMSU	2019	UCM & NWMSU	
1949	Missouri-Rolla	1973	Southeast Missouri						



All-Time Roster

~ A ~

Abram, Roosevelt	2019
Adamczyk, Josh	2000
Adams, Butch	1962
Adams, Glenn	1983
Adams, Johnny	1967
Adams, Jon	2010-12
Adams, Larry	1969
Adams, Randy	1981
Adams, Shawn	1989
Adkins, Brian	2021
Adkins, Larry	1964
Adkinson, Darren	1983
Adrian, Ron	1974
Ahern, Kollin	2009-10
Alberswerth, Rob	1976-78
Albertson, Dylan	2015-18
Albin, Jay	1993-97
Albin, Ken	1970
Alexander, Joe	1971-72
Alexander, Joe	1999
Alexander, Brad	1975
Alexander, J.R.	2014-16
Alexander, Tony	2002-03
Aleshire, Glen	1960
Alkier, Dennis	1971
Allen, Frankie	2022
Allee, Hunter	2016-18
Allen, Julius	2001-02
Allen, Leon	1968-70
Allen, Mike	1983-86
Allen, N	1960-61
Allen, Ray	1990
Allen, Roger	1960
Allen, Russell	2011-14
Allgeyer, Dan	2002
Allgeyer, Kevin	1987-89
Allison, Bret	1976
Allison, Kelly	1980-81
Allison, Reid	2007-10
Almaguer, Brandon	2003-04
Alumbaugh, Ryan	1994
Alvarez, Jeff	1993-96
Ament, Matt	1994-97
Ames, John	2019
Anderson, Bill	1967
Anderson, Kelly	1978-81
Anderson, Roger	1970
Anderson, Troy	1977
Anderson, Sean	2000
Andrachick, Greg	1990
Andrews, Aaron	1992-93
Andrews, Adrian	1981-84
Andrews, Avery	2017
Andrews, Chris	1983-87
Angus, Ed	1960
Anrtum, Curtis	1976-79
Appleton II, Curtis	2022-23
Argenziano, Carmine	1966-68
Armstrong, Billy	1967-68
Armstrong, Mike	1990-94
Armstrong, Ricky	2003-05
Arnold, Mike	1976
Arthur, Rick	1971
Aschemann, Zack	2018-21
Ashcraft, Ryan	1999-02
Ashley, Charles	1968-69
Atkins, Calmez	1987
Atkins, Wayne	1966
Aubuchon, Nathan	1995
Auschwitz, Ted	1972-73
Austin, Creston	1989-93
Austin, Derrick	2014
Austin, Larry	1975
Ayeni IV, Kingsley	2019, 2022



Jerry Boyce
1957-60

Ayres, Chris	1971
Aziere, Jim	1961-62

~ B ~

Bacon, Larry	1970
Bailey, Brian	1990
Bailey, Luke	1968
Bailey, Mark	1990
Bair, Brandon	2021
Baird, Brock	2021-22
Baird, Russ	1966
Baker, Denny	1967
Baker, Dexter	1998
Baker, Mike	1979-81
Bakker, Andrew	2013-16
Balagna, Jeff	1976-77
Ball, Andy	1999-00
Ball, Deonte	2009-10
Ball, Russ	1977-80
Ball, Ryan	1999
Ball, Shaun	1995
Ball, Ross	2000-02
Ballard, Brad	1991-92
Ballard, William	1985-86
Ballenger, Anthony	1989-92
Ballenger, Barry	1971
Bangali, Joseph	2009-10
Banks, Cooper	2002-05
Barbarick, Paul	1974-77
Barber, Bill	1985-86
Barber, Tenney	2003
Barfield, Ron	1989-90
Barger, Kevin	1994-95
Barker, Jim	1974
Barker, Kane	2016-17
Barnes, Gary	1962
Barnes, Marcus	1991-94
Barnes, Mike	1976-79
Barnes, Neil	2005-08
Barnes, Ryan	2001-05
Barrett, Lamont	1997
Barrett, Lance	1992-96
Barrows, Jack	1973
Bartee, Conrad	1978
Bartley, Dennis	1974-77
Bartola, Mike	1977-78
Barton, Allen	1968
Barton, Leslie	1978
Bass, Kevin	1984
Bass, Raymond	1971-74
Bates, Dashawn	2018
Batta, Curt	1994-95
Batts, Julian	2003-06
Baucom, Graham	2018-19
Baucom, Larry	1962
Baugh, A.J.	2004-07
Bauml, Don	1973-75
Bauwens, Jim	1981-84

Bax, David	2010-12
Bayer, Gerald	1970
Beam, Ronnie	1961
Bean, Joshua	2019, 2023
Beattie, Dick	1960-61
Beck, Chad	1999
Beck, Cody	2008-09
Beck, Greg	1985
Beck, Jesse	2003
Beck, Tom	1966
Becker, Ryan	1994
Beckett, Steve	1986
Beebe, Jim	1986
Belger, Billy	1966
Belko, Ken	1964-66
Bell, Codie	2017-21
Bell, Dennis	1969-70
Bell, Gary	1978-79
Bell, Roger	1981-82
Bello, Azaiah	2018-23
Bender, Martin	2019-23
Beneden, James	1967
Bengtson, Grant	2016-18
Benhardt, Bob	1991-93
Bennett, Klint	1991-92
Benson, Mike	1976
Berdnick, Zach	2015
Berger, Greg	1987-88
Berger, Peter	1970
Bergner, Tom	1991-92
Bergeson, Andrew	2008-11
Bernskoetter, Wayne	1973-74
Berry, Damond	2007
Berry, Greg	1985
Berry, Ryan	2012-13
Beruby, Tim	1972
Berzanski, Brian	2012-15
Best, Chris	1994-95
Best, Tony	1988
Besthen, Don	1973
Biagiottia, Joe	1977-78
Bibbs, Robert	1972
Bickel, Randy	1973
Bickley, Dwayne	1983
Biermann, Justin	2017
Birdwell, Aden	2022
Bisch, Carlos	2007-10
Kynard, BJ	2023
Black, Bruce	1966-67
Blackstun, Casey	1999-02
Blackwell, Kevin	1989-90, 1992
Blair, Chuck	1978-81
Blair, Noah	2021-23
Blank, Ben	1996
Blase, Blake	1999-00
Blomster, Rob	1996-97
Boan, Dan	2009
Bochantin, John	1965
Bock, Wendall	1984
Bockhoff, Vince	1986
Boehn, Ray	1979
Boehringer, Brent	2007-10
Bohlmeyer, Daniel	1975
Boland, Tom	1965
Boles, Kody	2009-12
Bolles, Brook	2015-19
Bollinger, Chase	2012-15
Boman, Stan	1969
Bonner, Gerald	1979-80
Books, Jon	2004-07
Bordenave, Aldon	1999
Borgman, Dan	1986
Bouie, Kenneth	1997-98
Bouknight, Jim	2004-05
Bouwens, Cole	2014
Bowling, Robert	1968
Boyce, Jerry	1960
Boyd, Ezra	2015-16
Boyd, Nick	1969
Boykin, Demetrius	1994
Bozarth, Gary	1962-63
Braden, Jeremy	2005-07
Bradley, Kyle	2017-21
Bradley, Ward	1966
Bragg, Kevin	1982
Brandt, Dean	1981
Brandt, Phil	1987-90
Brannock, Bob	1981, 1983
Braselton, Rick	1971
Braselton, Steve	1970-71
Brassel, Curtis	1996
Bray, Brad	1999-00
Breden, Cory	1993-96
Breele, Marty	1979
Bello, Jason	2000
Bresette, Dennis	1988
Brewington, Steve	1973
Bridges, Weston	2022-23
Bright, Jordan	2004
Brisbon, Duane	1999-00
Briscoe, Ken	1973
Brixey, Mike	1988-93
Broaddus, Wallace	1971-73
Broadnax, Ben	1984
Brokenkamp, Brad	1976-80
Brookins, Jesse	2017-19
Brooks, Ryan	2008
Brotemarkle, Bill	1972-73
Brown, Andre	2002
Brown, Anthony	2018-19
Brown, Bill	1998-99
Brown, Casey	1985
Brown, Carter	2023
Brown, Charles	1983-84
Brown, Chris	1980
Brown, Dale	1984-85
Brown, Dan	1976
Brown, Dave	2000
Brown, Ethan	2022-23
Brown, George	1973-74
Brown, Gerald	1985-87
Brown, Harold	1968-71
Brown, Jake	2005-06
Brown, Jason	2001-04
Brown, Jerome	1979-80
Brown, Jevean	2022-23
Brown, Joe	2001-04
Brown, John	1962
Brown, Justin	2006-07
Browne, Keith	1964-66
Brown, Mario	2003-04
Brown, Mark	1987-90
Brown, Mike	1990
Brown, Peter	2005-07
Brown, Ryan	2006
Brown, Todd	1986
Bruce, Phil	1962-65
Bruck, Nick	2001
Brumley, Ken	1966-67
Brummit, Jim	1967-70
Bruno, Tom	1970
Brunson, Nehemiah	2001
Bruster, Darrien	2011-13
Bruto, Chad	2001-02
Bryan, Robert	1995-97
Bryant, Dallas	2004-07
Bryant, John	1971
Bryant, Michael	1968-69
Bryant, Randy	1975-77
Bubak, Jared	2021





Bubbert, Pat..... 1973
 Buford, Bill..... 1983-84
 Buford, Lent..... 1980-83
 Bulloc, Robert..... 1972
 Burbridge, Phill..... 1979
 Burks, Mason..... 2002-03
 Burks, Tyler..... 2012
 Burnett, Don..... 1969-70
 Burnett, Rod..... 1977-80
 Burnside, Veantae..... 2003-04
 Burr, Robert..... 1970-74
 Busby, Bill..... 1972
 Busker, Marc..... 1986
 Buss, Kevin..... 1993-98
 Butler, Imani..... 2005
 Butler, Jordyn..... 2012
 Butler, Krishawn..... 2022-23
 Butler, Keyon..... 2023
 Butts, Michael..... 1969-71
 Byers, Jerome..... 1988
 Byle, Harold..... 1963
 Byram, J.D..... 1998
 Bryant, Dallas..... 2004-06
 Burnside, Veantae..... 2003-04
 Butterworth, Jace..... 2005
 Byrd, Byron..... 1987-88

~ C ~

Cabell, Bruce..... 2012
 Caffey, Dan..... 2005-06
 Caldwell, Henry..... 1990-93
 Caldwell, Joe..... 1966
 Caldwell, Will..... 2005-06
 Campbell, Evan..... 2013-15
 Campbell, Leroy..... 1962
 Campbell, Robbie..... 2002-03
 Campbell, Steve..... 1990
 Canada, Damon..... 1990-92
 Canatsi, C..... 1961
 Cannon, David..... 2009-12
 Cantrell, Jeremy..... 1987-88
 Careswell, Boston..... 2023
 Carlis, Marcus..... 1993
 Carlock, Kealan..... 1983-85
 Carlson, Brad..... 2005-06
 Carlson, Richard..... 1967-68
 Carmody, Jim..... 1986
 Carney, Richard..... 1972-73
 Carouthers, Jerry..... 1962
 Carr, Jimmy..... 1981-82
 Carranza, Henry..... 2021
 Carraway, Tom..... 1966-67
 Carrick, Jordan..... 2018
 Carriker, Aaron..... 1987
 Carter, David..... 1968
 Carter, Greg..... 1976-79
 Carter, James..... 1995
 Carter, Joe..... 2009-12
 Carter, Mike..... 1999-02
 Carter, M..... 1961
 Carter, Tommy..... 2018-21
 Carter, Wayne..... 1994-95
 Carver, John..... 1968
 Case, Cedric..... 2021-23
 Casey, Kowin..... 1999
 Casey, Mike..... 1973
 Cashier, Tarmarian..... 2023
 Cason, Ivan..... 2005-06
 Cassmeyer, Randy..... 1978
 Cathey, Wayne..... 1968
 Culp, Terry..... 1976
 Cavanaugh, Brett..... 2005-08
 Cavanaugh, Chris..... 2005
 Cavanaugh, Kevin..... 1973
 Cecil, Robert..... 1969


Chalmers, Guy..... 1968
 Chambers, Dana..... 1980-81
 Chamness, Dave..... 1989
 Chandler, Doug..... 1973-74
 Chaney, Jim..... 1980-83
 Chapman, Adrian..... 2005-08
 Charlton, Don..... 1985
 Charpie, Mike..... 1991
 Chase, G..... 1960-61
 Chase, Jay..... 1973
 Chatman, Corey..... 2003
 Chatman, Ed..... 1992-95
 Cheever, Don..... 1961-64
 Chicken, Robert..... 1976
 Chidi, Chauncey..... 2023
 Clancey, Jim..... 1970-73
 Clark, Abe..... 1961-63
 Clark, Brandon..... 2009-10
 Clark, Bryan..... 1987-88
 Clark, Derrick..... 2002
 Clark, Gabe..... 2021-23
 Clark, Mike..... 1987-90
 Clark, Milton..... 1963
 Clark, Robert..... 1973
 Clark, Rod..... 1982-84
 Clay, Camaroon..... 2019
 Clay, Odie..... 1969
 Clayborn, Malik..... 2019-22
 Claypole, Gary..... 1968
 Clayton, Brian..... 1985
 Clayton, Duane II..... 2018-22
 Clements, Diavon..... 2023
 Clemons, Ira..... 1970-73
 Clenin, Dave..... 1987-88
 Cleveland, Dante..... 2019
 Cline, Garrett..... 2014-17
 Clyburn, Mike..... 1977
 Coates, Ed..... 1969-70
 Coates, Harold..... 1968
 Coaxum, Justin..... 2007-09
 Cobb, Elijah..... 1988-92
 Cofer, Greg..... 1981
 Coffman, David..... 1966
 Cofield, Amel..... 2016-18
 Colclough, Willie..... 1979-80
 Cole, Anthony..... 1988-89
 Cole, Bruce..... 1985-88
 Cole, Jeff..... 1975-76
 Cole, Manuel..... 2015
 Cole, Tony..... 1971
 Coleman, Edwin..... 1986-90
 Coleman, Kegan..... 2001-04
 Collier, Paul..... 1960
 Collier, Ron..... 1968-71
 Collins, John..... 1962
 Colvis, David..... 1978
 Combs, Robert..... 1995-96
 Compton, Scott..... 1982
 Conaty, Jordan..... 2014-16
 Condrad, Mark..... 1979-80
 Conley, Corbin..... 2018
 Conner, Jimmy..... 2003-04
 Conner, Shawn..... 1987
 Connors, Kirk..... 1994
 Cook, David..... 1975-78
 Cook, Troy..... 1987
 Cook, Walter..... 1978
 Cook, Willie..... 1975
 Cooper, Blake..... 2016-17
 Cooper, Clayton..... 2011-12, 14-15
 Cooper, Dennis..... 1972-73
 Cooper, Jan..... 1964
 Cooper, Jean..... 1964
 Cooper, Keith..... 1981
 Cooper, Matt..... 1999

Cooper, Marques..... 2017-21
 Copp, Ryan..... 2005
 Copridge, Craig..... 1984-87
 Corbin, Cedric..... 2005
 Corbett, Mike..... 1978
 Corbin, Cedric..... 2006
 Cornley, Gannon..... 1995
 Corson, Dirk..... 1975
 Cortner, John..... 1971
 Corwin, Jim..... 1974
 Corwin, Tommy..... 2007-11
 Cosby, DeMarco..... 2007-10
 Costan, Jim..... 1971
 Cotton, Jerry..... 1995
 Cotton, O'Neal..... 2023
 Couch, Alan..... 1965-68
 Coupe, Michael..... 1972-73
 Covey, Dennis..... 1967-69
 Cowan, Ariel..... 2003-04
 Cox, Denny..... 1989-93
 Cox, Herschell..... 1974-76
 Cox, Lloyd..... 1966
 Cox, Robert..... 1970
 Cox, Shawn..... 2007-09
 Cox, William..... 1960
 Coy, Jerry..... 1962
 Coy, Vernie..... 1972
 Crane, Cooper..... 2021-23
 Crane, Jim..... 1961-63
 Crane, Kolesen..... 2016-19
 Crane, Lyle..... 1965
 Crenshaw, Roy..... 1972
 Crider, John..... 2003
 Croce, George..... 1966
 Cronin, Jack..... 2013-16
 Crosby, Covell..... 2003-04
 Crosby, Kevin..... 1973
 Crouthers, Jerry..... 1960-61
 Crowe, Pat..... 1975-78
 Cullom, Anton..... 2008
 Cullwell, Josh..... 2023
 Culp, Clarence..... 1967-68
 Culp, Ron..... 1969-70
 Culp, Terry..... 1974-77
 Cummings, Dennis..... 1967
 Cunningham, Christian..... 2013-15
 Cunningham, Duane..... 1983
 Cunningham, Herrick..... 1980-81
 Cunningham, Mike..... 1987
 Cunningham, Pat..... 1985-88
 Curlis, Marcus..... 1994
 Curnes, Lanny..... 1983-85
 Curtis, Bennie..... 1991
 Cushing, Mark..... 2016-17
 Czerniewski, Eric..... 2006-10

~ D ~

Dabbs, Ethan..... 2022
 D'Alesio, Jim..... 1960-62
 Dalman, Doug..... 1983-87
 Dalton, Jeff..... 1983
 Danieley, Larry..... 1967
 Daniels, Danny..... 1966-67
 Daniels, Kelly..... 1985
 Darden, Wylie..... 1984
 Darris, Walter..... 1986-89
 Dausman, David..... 1995
 David, Dick..... 1979
 Davidson, Jamal..... 1997
 Davidson, Rusty..... 1966-67
 Davidson, Zach..... 2017-19
 Davies, Ric..... 1983
 Davila, Richard..... 2013-15
 Davis, Cable..... 2000
 Davis, Christian..... 2021-23

Davis, Jake..... 1998
 Davis, Jeff..... 1998
 Davis, John..... 1997
 Davis, Jon..... 1998
 Davis, Latavious..... 2010-12
 Davis, M.V..... 1983
 Davis, Mark..... 1974-77
 Davis, Mike..... 1985
 Davis, Shadrack..... 1968-70
 Davis, Shon..... 1989
 Davis, Steve..... 1980
 Davis, Steve..... 1991-92
 Davis, Travis..... 2006
 Davism Darren..... 1985
 Dawe, Jon..... 1984-86
 Dawkins, Desmond..... 2021-22
 Dawson, Bill..... 1961
 Dawson, Jaden..... 2022-23
 Deal, Floyd..... 1968
 Dean, Keith..... 1987
 Dean, Kenneth..... 1987
 Dean, Stinson..... 2007
 Defreese, Randy..... 1976
 DeGrate, Travis..... 2021-22
 Delphia, Steve..... 1970
 Delviseio, Richard..... 1966
 DeMarco, Chris..... 1981-83
 Dempsay, Camden..... 2023
 DenDekker, Bill..... 1981-84
 Denison, Jeremy..... 2003
 Denney, Pat..... 1985-88
 Dennis, Tom..... 1971-72
 Dent, Reggie..... 2005
 Depree, Ron..... 1966
 Detmer, Nick..... 2021
 Devoe, Todd..... 2001-02
 Devore, Ryan..... 2017-19
 Dias, Perry..... 1966
 Dick, David..... 1978-81
 Dickson, Jordan..... 2015-16
 Diddle, Chris..... 2019-21



Steve Eckinger
1967-70

Diefenbach, John..... 1973-75
 Diekman, Kirck..... 1976
 Diefenbac, John..... 1976
 Diepenbrock, Kevin..... 1998
 Dill, Carl..... 1967
 Dillon, Mike..... 2005-08
 Dilworth, Reggie..... 2009-12
 DiMatteo, Guy..... 1966
 Dinger, Larry..... 1960
 Dinsdale, Kevin..... 1979
 Disco, Bennett..... 2021
 Divine, Craig..... 1991-95
 Dixon, Marcus..... 1976-79
 Doan, Jim..... 1979
 Dobson, Luke..... 2022-23
 Dodson, David..... 1972
 Dolitsky, Mark..... 1986



All-Time Roster

Doll, Dustin	2000-02
Dollins, John	1973
Dombrowski, Damon	1998
Dominick, Mike	1988
Donahue, Jim	1965
Donley, Jim	1981-84
Doolittle, Harold	1972
Dotson, LaVance	2006-09
Doty, Barry	1982-84
Doty, Jerry	1968-69
Doug, Leslie	1989-90
Douglas, Jarius	2018-19
Douglas, Marlon	2010-11
Douthit, Stephen	1977
Douthit, Steve	1976
Dowling, Tom	1977-78
Downs, Tim	2003
Drain, Steven	2013
Drummond, Wesley	1991-92
Dubbert, Pat	1970-72
DuBois, Lee	1996-99
Dubray, Kyle	2002-03
Dudley, Adren	1998
Duerfahrd, Alex	2021
Duggan, Mark	2003
Dujakovich, Tim	1978
Duman, Ryan	2011
Duncan, Andrew	2013
Duncan, Ralph	1985
Dunga, Chima	2021
Dunkle, Keith	1989
Dunkel, Mike	1967
Dunn, Orlando	1999
Durant, Robert	1968-71
Durio, Robert	1972
Dust, Steve	1972
Duval, Dan	1978
Duvall, Tom	1977
Dye, Lance	1988
Dye, Mike	1978
Dyer, Taylor	2008-11
Dyer, Todd	1983
Dynan, Mark	1977

~ E ~

Eagan, Richard	1963-66
Eakle, David	1984
Earl, Billy	1982
Ebert, Mike	1976-77
Ebert, Tyler	2009-11
Ebner, Bob	1972
Echols, Dan	1985
Echols, Kyle	2014-17
Eckinger, Steve	1967-70
Edenfield, Jeff	1991-92
Edson, Don	1967-70
Edwards, Jeff	2002-03
Egan, Brian	1986-88
Eggers, Jesse	2015
Ehase, Steven	2005-08
Eidson, Steve	1983-86
Eikenbary, Brian	1990-91
Eikermann, Terry	1976-78
Ejilika, Valentine	2000-01
Eklund, Kenneth	1972
Eklund, Mike	1973-74
Eley, Elliott	1985-88
Eley, Fred	1974
Elis, Randy	1984
Elko, Don	1965-66
Ellis, Benjamin	2021
Ellis, Brad	1996
Ellis, Randy	1985
Elmore, Burt	1973-75



Perry Foster
1979-80

Elmore, Don	1985
Elzie, Andy	1996
Embrey, John	2016-19
Emel, Aaron	1999-01
Emison, Gerald	1962-65
Enderle, Tim	1983
Engelmeier, Gary	1971
Enneking, Aidan	2023
Epp, Justin	1997
Epps, Herschel	1960
Eskew, Jim	1971-72
Eskew, Steve	1973-76
Espinoza, Antonio	2019
Ester, James	1980
Esters, James	1981
Estes, Tracy	1979-82
Eubank, Mike	1970
Eubanks, Kim	1976-78
Evans, Alonzo	1977
Evans, Jason	1987-88
Evans, Tom	1983-86
Evans, Manny	2000
Everley, Jim	1961-63

~ F ~

Faddis, Brooks	2005-06
Fairbanks, Brian	1981-83
Fairclough, Max	2007-08
Fansher, Danny	1996-97
Fansher, Greg	1984-86
Fansher, Mike	1992-94
Farias, Tony	2009, 11-12
Farnsworth, Nate	2016-17
Farr, Robin	1972
Farris, Dennis	1989
Faulkner, Todd	1993-97
Felder, Robert	2005
Feldmeier, Tom	1980
Fellows, Randy	1967
Ferguson, Reggie	1982-84
Fetherlin, Rich	1979-82
Fevold, Mitch	1998
Fiefla, David	2023
Fields, Tom	1969-72
Fifer, Scott	1997
Fine, Brian	1984
Fine, Jeff	1972-75
Fine, Mark	1976
Finke, Melvin	1984-88
Finley, Ronald	1968
Finn, Conner	2005-06
Fischer, Layne	2013-16
Fisher, Michael	1961
Fisher, Robin	1980-84
Fitzgerald, James	1974-75
Fitzgerald II, Michael	2023
Fiuangaihetau, Peni	2009-10
Flagel, Connor	2015-17
Flanagan, Tom	1977

Flannigan, Shawn	1994-96
Fleeman, Jay	2001-04
Fleming, Joe	1968
Fletcher, Darold	1993
Flick, Tom	1999-02
Flint, Devree	2001
Flores, Jeremiah	2022
Florine, Ron	1990-94
Flournoy, Ryan	2019
Flowers, Larry	1972-73
Flowers, Jackson	2019, 2022
Flowers, Jordan	2019
Floyd, Jason	1992-96
Floyd, Mike	1978-80
Floyd, Tony	1983
Flynn, Ben	1996-97
Flynn, Jack	1975
Flynn, John	1974
Foerstchry, Dick	1962-65
Foertsch, Dick	1966
Folsom, Bob	1966-67
Ford, Courtney	2003-06
Ford, Dexter	1998-99
Ford, Jamey	1979-80
Ford, John	1974
Ford, Steven	2016-17
Foreman, Danny	1967-68
Fornes, John	1966
Forniss, Clinton	1970
Foster, Bill	1976-79
Foster, Darren	1983
Foster, John	1981-82
Foster, Perry	1979-80
Foster, Shannon	1997-99
Foster, Spencer	2005-07
Foster, Todd	1983
Foston, Terry	2011
Fowler, Don	1966
Fowles, Glen	1993
Fraizer, Marcus	1991
Fraley, Matt	2006-07
Francis, Keith	1967
Frankel, Matt	2004-07
Franklin, Kyan	2023
Franks, Tyus	2016-17
Frazier, Will	2012-13
Fredrickson, Ford	1963-65
Freeman, Logan	2009-12
Freeman, Marcus	1996
Freeman, Rick	1972-75
Freeman, Steve	1973-76
French, Bob	1981-83
French, Chuck	1962
Fritsche, Don	1976-78
Fritsche, Randy	1978
Frost, Clark	1964-68
Frusco, Tony	1968-70
Fuchs, Dave	1979
Fugate, Garrett	2013-16
Fuller, Gerland	1960
Funesti, Rich	1977-80
Furey, Bernie	1980-81

~ G ~

Gabbert, Kieth	1983-84
Gabler, Greg	1977
Gagliardi, James	2009
Gain, Luther	1963
Gallagher, Joe	1981
Gammon, Terry	1971-73
Gangi, Matt	1979
Gant, Corbin	2021-22
Garozzo, Sal	2018-19
Garrison, J	1961

Garthe, Nathan	2018
Gasaway, Kieth	1981
Gastonow, R	1960
Gauchat, Tate	2018-19
Gauntz, Jeff	1978
Gebhardt, Zach	2010-13
Geneser, Jamie	1994
Genge, Mike	1995-98
Genge, Rob	2001
Gentile, Frank	1976
Gibson, Sam	2004-06
Gieringer, B	1961
Gieringer, Michael	1960
Gigliotti, Matt	1999-00
Gilbert, Aundra	2019-21
Gilbert, Brent	1995-98
Gilbert, Gregg	1989-91
Gilbert, Paul	2000
Gilbertson, Jason	1990
Gilchrist, Chris	2007-09
Gile, Dennis	2001-02
Gilgour, Hagler	1995
Gilgour, Kevin	1993-94
Gillbreath, Jack	2023
Gilliard, Mike	1969
Gilmore, David	1991-92
Ginavan, Kyson	2009-12
Ginn, Brett	2009-12
Giokaris, Jim	1977-79
Givens, Edgar	2007-08
Givens, Gary	1965-67
Givens, Willie	1984
Glass, Mike	1987-90
Glaunert, Paul	1986-90
Glendenning, Jason	1991
Glose, Jacob	2006-07
Glover, Diondre	2022
Gnagi, Matt	1978
Godfrey, Bernard	2002
Godsey, Roger	1963
Golden, Quintin	1993
Goldfine, Henry	1961
Goldman, Floyd	1967
Gomez, Chris	2014-17
Good, Chuck	1972
Gooden, Donnell	1988
Goodman, Aaron	2010
Goodwin, Pat	1978-81
Gore, Jason	2006
Gore, Justin	2006-09
Gorens, Edward	2018-19
Goos, Nick	1999-00
Gorman, Carl	1970
Gorman, Sean	2011-14
Gouin, Darfnell	2022
Gourley, Tim	1972
Gower, Zain	2008-09
Grable, Wyatt	2021-23
Grace, Darryl	2003-05
Grace, George	1964
Graham, Jason	1998-99
Graham, Mario	1983-85
Granger, Kevin	1977
Grant, Corbin	2023
Graves, Justin	2003
Gray, Keith	1975-77
Gray, Pat	1974-75
Gray, Theodus	1977
Graziano, Bobby	1984
Greco, Billy	2015-16
Green, Bill	1964-65
Green, Ed	1961-65
Green, Jeff	1983
Green, Kadarius	2012-15





Dane Henningsen
1974-77

Green, Kyle.....	1999
Green, Lawrence.....	1969
Green, Randy.....	1979-80
Green, Roderick.....	2002-03
Green, Tim.....	1985
Green, William.....	1966-67
Greene, Carlos.....	1973-75
Gregory, Craig.....	1979
Gregory, Demarcus.....	2023
Gresham, Bill.....	1982
Grey, Keith.....	1978
Grey, Theodosius.....	1978
Griessel, Matt.....	1999-01
Griffin, Clay.....	2021-23
Griffin, Hudson.....	2023
Griffon, Don.....	1981
Griffon, Kobe.....	2019
Grillo, Ray.....	1967
Grimes, Phil.....	1983-86
Grimley, Tim.....	1979-80
Grinde, John.....	2012
Grizzell, Jim.....	1969
Groce, George.....	1965
Groenke, Dale.....	1976-79
Grooms, Brad.....	1990
Grosko, Larry.....	1962
Grove, Dan.....	1977-78
Grover, Carlos.....	1988-90
Groves, Daryl.....	1970
Grubb, Ben.....	2001-02
Grubb, Joe.....	1989-92
Grupe, Brett.....	2023
Guice, Bob.....	1967-69
Guillory, Bobby.....	2008-09
Gunderson, Kurt.....	1984
Gunn, Sharvon.....	2017
Gunselman, Mike.....	2005-08
Gurney, Jim.....	1988
Guyton, Micah.....	2005
Guzman, Greg.....	2005

~ H ~

Hackensmith, J.....	1960
Haag, Tom.....	1972
Hagler, Brandon.....	1994-97
Hahne, Dale.....	1976-80
Hainey, Steve.....	1974
Hairston, Deno.....	1991-95
Hale, Jacob.....	2018
Hale, Mark.....	1974-77
Hale, Quin.....	2023
Hale, Toby.....	1983-84
Hall, Brett.....	2000
Hall, Bryan.....	1985-87
Hall, Mark.....	1977
Hall, Robert.....	1970
Ham, Braden.....	2008-09
Hamiel, Ron.....	1986-87

Hamlin, Sean.....	1998-99
Hamilton, Jason.....	2004-05
Hammond, Chuck.....	1976
Hammons, Jeff.....	1980
Hampton, Cade.....	2021-22
Hampton, Roger.....	1962
Hancock, John.....	1978
Hankins, Will.....	2022
Hanna, Colin.....	2009-12
Hanna, Everett.....	1975-76
Hannah, Larry.....	1971
Hannon, Everett.....	1976-77
Hanson, Victor.....	1977
Hardiann, Charles.....	1977
Harmon, Tim.....	1990-91
Harper, Jim.....	1986-87
Harper, Mac.....	2023
Harper, Rufus.....	1962
Harrell, Rodney.....	1994-96
Harris, Dave.....	1974-75
Harris, Dominic.....	1981
Harris, E.J.....	1977
Harris, Earnie.....	1969-73
Harris, Frazier.....	1982
Harris, John.....	1974-78
Harris, Michael.....	2023
Harris, Ray.....	2013-14
Harris, Robert.....	2005
Harris, Terry.....	1985
Harris, Tommy.....	1996-00
Harrison, Craig.....	2007-08
Harrison, Douglas.....	1967
Hart, John.....	1968-69
Hart, Tom.....	1984-88
Hart, Troy.....	1989
Hartong, Timothy.....	1961
Hawk, Hayden.....	2013-14
Hawkins, Marcellous.....	2022-23
Hawkins, Rod.....	1988
Hayden, Craig.....	1983
Hayden, Tim.....	1977
Hayes, Bernard.....	1991
Hayes, Gary.....	1967-68
Haynes, Bill.....	1972
Haynes, Jai.....	2021-22
Haynes, Mark.....	1975
Haynes, Richard.....	1966-69
Hayes, Tom.....	1961
Hays, Brandon.....	2000-01
Hays, Frank.....	1980-83
Headen, Tim.....	1987-89
Headrick, Andy.....	1977
Heard, Matt.....	1995
Heath, Parker.....	2017
Heatherstone, Elijah.....	2023
Hebert, Seth.....	2015-18
Heckler, Jake.....	2016-19
Hedrick, Gerald.....	1960-61
Hedrington, Kenny.....	2009-10
Heerman, Kim.....	1974-75
Hefner, Micah.....	2004-05
Hegman, Cal.....	2016
Heimsoth, Dave.....	1972
Heiskell, Jamison.....	2003-04
Helland, Jay.....	1972-75
Henderson, Darius.....	2009-10
Hendrix, Keith.....	1962-66
Hendrix, Wyatt.....	2016-17
Henkel, Eric.....	2023
Henley, Carl.....	1966
Hennigh, Jason.....	1998-99
Henningsen, Dane.....	1974-77
Henry, John.....	1983
Hentges, Caleb.....	2018-19

Herbert, William E.....	1967
Herman, Ron.....	1966
Hernandez, Paul.....	1974-78
Hernandez, Rico.....	1990-91
Herold, Tom.....	1980-83
Hertzog, Mark.....	2006
Herzberg, Chris.....	1989-90
Hessel, Keith.....	2006
Hetro, John.....	1985-87
Hewitt, Brad.....	1978-81
Hickel, James.....	1984
Hicklin, Robert.....	2006-09
Hickman, David.....	1988
Hicks, Kevin.....	1972
Hicks, Michael.....	2017-18
Hicks, Monroe.....	2003
Highfill, Todd.....	2003
High, Jeff.....	1981-83
Hilgedick, Don.....	1968-70
Hilgendorf, Bill.....	1975
Hill, Connor.....	2016-17
Hill, Jordon.....	2019
Hill, Roger.....	1973-75
Hill, Scott.....	2009, 11
Hoaglund, Brad.....	1979-80
Hobbs, Bill.....	1970
Hockensmith, Jack.....	1961-63
Hocker, Troy.....	2000
Hodel, Brian.....	2006
Hodges, Andy.....	2001-05
Hoeflicker, Russell.....	1972
Hoehne, Jon.....	1966-70
Hoehne, Lon.....	1970
Hofer, Brock.....	2021-23
Hofer, Jordan.....	2008-09
Hoff, R.....	1961
Hogan, Derrek.....	1999
Holbert, Josh.....	2009-12
Holcombe, Tyson.....	2014-16
Holden, Jeff.....	2000
Holland, Rod.....	1999-01
Holleman, Gary.....	1980
Hollingshead, Frank.....	1973-74
Hollingshed, Mike.....	1976
Holloway, John.....	2008-09
Holloway, Rockey.....	1969
Holmes, Craig.....	1985
Holmes, John.....	1999
Holsinger, Jeff.....	2017
Homing, Bill.....	1966
Hood, Eston.....	1973
Hooks, Nathan.....	1967-70
Hooper, Jeff.....	1976-77
Hooper, Pat.....	1980-83
Hooper, Chris.....	2002
Hopkins, Chad.....	1987-89
Hopkins, Scott.....	1984-88
Horned, Jeff.....	1981-84
Hormann, Garrett.....	2023
House, Rick.....	1970
Houston, Andrew.....	2018
Howard, Don.....	1971-73
Howard, Jamar.....	2011
Howard, Mark.....	1973
Howard, Steve.....	1971-74
Howell, Keshawn.....	2019-22
Hubbard, Tywon.....	2009-10
Huber, Jerry.....	1961-62
Huddleston, Chris.....	1994-96
Hudson, Andrew.....	1972-73
Hudson, Mark.....	1991
Hudson, Matt.....	2003
Huff, Steve.....	1983-85
Huffman, David.....	1963-66

Hughes, Paul.....	2011-13
Hughes, Reggie.....	1962
Hughes, Tom.....	1974
Hulet, Mark.....	1984-87
Hulse, David.....	1987-89
Humphrey, Boy.....	2012
Humphrey, Willie.....	1973-74
Hunsperger, Harold.....	1967
Hunt, Franklin.....	2017-21
Hunt, Jeremy.....	2018
Hunter, Mike.....	1985-89
Hunter, Ramond.....	2011-14
Hunter, Robert.....	2022
Hursman, Carl.....	1962-64
Hursman, John.....	1963-66
Hursman, Thomas.....	1965-66
Hurt, Jeff.....	1974-75
Huskisson, John.....	1984-86
Hutchings, Dale.....	1961-62
Hutchings, Richard.....	1961
Hutchings, S.....	1960
Hutchison, Doug.....	1992-94
Hyde, Udell.....	2015

~ I ~

Idelfonzo, Bob.....	1961-62
Ingle, Mike.....	1981-82
Irvin Fisher, Braylen.....	2023
Irvin, Thomas.....	1972-76
Irving, Ted.....	1962
Irwin, Lee.....	1994
Ishmael, Justin.....	2003

~ J ~

Jaben, Miles.....	2008-10
Jackson, Anthony.....	1977
Jackson, Anthony.....	1995
Jackson, Chris.....	2006
Jackson, Corey.....	2015
Jackson, Damon.....	2017
Jackson, Dennis.....	1972
Jackson, Earl.....	1979
Jackson, Frank.....	1978
Jackson, Jerry.....	1983
Jackson, Jim.....	1979-80
Jackson, Phil.....	1983
Jackson, Rich.....	1989
Jackson, Tom.....	1992-93
Jackson, Trey.....	2009-10
Jackson, Valtray.....	2011
Jackson, Xavier.....	2021-22
Jacobsen, Matt.....	2005-06
Jadiot, Randy.....	1971-72
James, Reggie.....	1969-72
James, Steve.....	1998
Jamieson, Aaron.....	2009-12
Jankowski, Reggie.....	1979
Jarett, Wilson.....	1988
Jarrett, Frank.....	1975
Jefferson, Larry.....	1994-96
Jeffries, James.....	1966
Jenkins, Kevin.....	1987-88
Jennerjohn, Noah.....	2021-22
Jensen, James.....	1973
Jepson, Brent.....	2006
Jesse, Jeff.....	1960-61
Jessen, Jay.....	2007-08
Jiles, Luke.....	1999-01
Jilles, Andrew.....	2005-06
Jimenez, Edgar.....	1974
Johanningmeier, Art.....	1966
Johnson, Aaron.....	1986



All-Time Roster

Johnson, Alvin1986-88
 Johnson, Anthony1998
 Johnson, Bruce1960
 Johnson, Bob.....1966-70
 Johnson, Bobby.....1994
 Johnson, Calvin.....1984-86
 Johnson, Ca'Maurie.....2021-22
 Johnson, Colin.....2003
 Johnson, Curley.....1991
 Johnson, Doug.....1988-89
 Johnson, Ernie.....1972-75
 Johnson, Gregg1980
 Johnson, J1961
 Johnson, Junior2018-19
 Johnson, Kevin.....2009-12
 Johnson, Larry1960-63
 Johnson, Larry.....1967-68
 Johnson, Leonard.....1983-85
 Johnson, Lucius.....1983-97
 Johnson, Mark.....1983
 Johnson, Marlin.....1992-96
 Johnson, Nick.....2004-05
 Johnson, Ward.....1977-78
 Johnson, Gary2002
 Johnson, Joe2000-01
 Joiner, Dan2001-02
 Jones, Andre.....2005
 Jones, Billy.....2002
 Jones, Bruce1975
 Jones, Dan2001
 Jones, Gail.....1970
 Jones, Gaylon.....1973-74
 Jones, Kevin.....1999
 Jones, Landon1981
 Jones, Nehemiah2019
 Jones, Quincy.....1999
 Jones, Rod.....1977
 Jones, Ryan2022
 Jones, Tyler2014-16
 Jonston, Tim.....1976
 Jordan, Craig1979-81
 Jordan, Matt2009-12
 Jordan, Vince1988-92
 Jost, Joe1994

~ K ~

Kaburick, Reed2021-23
 Kahle, Roger1967-69
 Kaiser, Joe.....1995
 Kaiser, Paul.....1993-97
 Kalish, Jim1972
 Kanak, Tanner.....2016-18
 Kanzler, Dan1992-95
 Karns, Luke.....2021-23
 Kaufman, Drew.....2023
 Keefe, Patrick1963
 Keefe, Sean1990
 Keeney, Jordan.....2011-13, 15
 Keeton, Joe1960-61
 Keith, Charles1963
 Keller, Jerry1960
 Kelley, Corey1997
 Kelley, Eugene.....1984
 Kempf, Kellen.....2012-13
 Kendall, Ken1983-84
 Kennedy, Mike1964
 Kennedy, Tom.....1970-72
 Kennedy, Chase2002-03
 Kennish, John.....1966
 Kessler, Dick1961-62
 Kessler, Rick1975
 Ketcham, Tim1986-88
 Key, Alan1985-86
 Key, Gary.....1970

Kiely, James1984
 Kietzmann, Brian1998-99
 Kimberlin, Bill.....1970
 Kincaid, Bill.....1976
 Kinsey, Craig2023
 King, Devin.....2009-11
 King, Hulas2009-12
 King, Julius1984-85
 King, Weston2021-23
 Kirk, Javon.....2018-19
 Kirkendall, Ralph1960
 Kirkwood, Anthony2011-14
 Kistler, Tim1990
 Kitzmiller, Rick.....1983-84
 Klein, Rodney1984
 Kline, Mike2001
 Klote, Scott1991
 Knievel, Daniel1974
 Knight, Evan2009-12
 Knotts, Donnie.....2006
 Knowlton, Samuel.....2019-23
 Kobylinski, Paul.....1983
 Koecher, Tim1976
 Koechner, Kirk.....1975
 Koetting, Blake1991-93
 Kohler, Andy.....1983-86
 Kohrs, Brian1974-75
 Kokrda, Kevin.....1976-77
 Kolb, JD2021
 Koob, Ryan1998-99
 Koontz, Craig1997-98
 Korman, Dave.....1966-67
 Korrodi, Toby2005-06
 Kostrzewa, John.....1990-91
 Kozlen, Wayne.....1972
 Krause, Jody1991
 Krause, Mark.....1986
 Krause, Robin1980
 Kreter, Layne2006-09
 Krug, Don1967
 Kruse, Kevin1993-94
 Krysl, Mike2005-06
 Kukuljan, Bob1965
 Kunz, Thomas1960-61

~ L ~


LaBoube, Craig2001
 Lacey, Ron1966-67
 Lackey, Alex2014-17
 Lackey, Michael.....2006
 Lair, Jeff.....1985-86
 Lamb, Tom.....1978-80
 Lamberson, Mike1979-80
 Lampkin, Derek2005-08
 Landstra, Matt.....2004-06
 Lane, H1960-61
 Lane, Les1961-62
 Lane, Steve.....1985-86
 Laney, Mark1974
 Lang, Don1967-68
 Langer, Alex2017-18
 Langley, Jeremy.....1996-97
 Lapsley, Caleb.....2022
 Larimore, Scott1978
 Larry, Brandon.....2018
 Larsh, George1963-66
 Larson, Garrett2012-13
 Larson, Joe1965
 Lashley, Phillip2009-10
 Lathrop, Tim1980
 Latimore, Monteze.....2014-17
 Laursen, Bill1971
 Laursen, Mike1974
 Lawrence, Carl.....1990-93

Lawson, Bob1966
 Lawson, David.....1987-90
 Lawson, Joe.....1966
 Layton, Craig1986-87
 Leach, Mark1974
 Leachman, Tony2014-16
 League, William.....1998
 Lebersworth, Robbie.....1975
 Lee, Chris.....1961
 Lee, Michale1975
 Leeper, Jed1998-01
 Lefholz, Kennan.....1972
 Leinbaugh, Zach2011-14
 Leka, Mike1967
 Lentz, Bruce1983
 Leonard, Bill1965-66
 Letts, Tre'Von.....2021
 Leukenhoff, Tim1983
 Lewis, Artwin1983-84
 Lewis, Chris1981-84
 Lewis, Craig1983
 Lewis, Curtis.....1981-83
 Lewis, Donald1960
 Lewis, Fred1981-83
 Lewis, Patrick2009-12
 Lewis, Rick1966
 Lewis, Scott.....1986-87
 Lickliger, Dennis.....1970-71
 Liggins, LaDon1969
 Light, Ted.....1962
 Ligon, Travis1987-88
 Lilenkamp, Adam1995
 Limbrick, Jon1997-98
 Limbrick, Wayne1997-98
 Lindell, Mark1981-82
 Linneman, Tycie2012-15
 Lindquist, Jon2002-05
 Lindsay, Joe1966
 Lingard, Ray1989-92
 Link, Troy1988
 Linville, Kyle2018-22
 Lipscomb, Barry1972
 Litteken, Eric.....1992-96
 Lively, Michael.....1968-70
 Livingston, Rob.....1978-79
 Lizar, Travis2002
 Llewellyn, Tom.....1984
 Lloyd, Ronrei2012-13
 Lodes, Ray1967
 Loeffelman, Chad1995-96
 Long, Todd.....1988
 Lorenzini, Jerry1962
 Loughman, Chad.....1993-94
 Love, B.....1961
 Loveland, Scott1981-84
 Lowe, Charles1976-78
 Lucas, Ken1970
 Luck, Pat1973-76
 Luebbert, Randy.....1988-90
 Lumpkin, Jacob.....2006
 Lunt, Chad.....2001
 Lutes, Chris.....1987
 Luther, H1961
 Lutterman, Mike1977-78
 Lutz, Mike.....2005
 Lybarger, Alan1979-80
 Lybarger, Ron1975-76
 Lybarger, Ron1977
 Lyman, David1972
 Lynch, David.....1974
 Lynch, Steve1975
 Lynch, Tim.....1972-75
 Lyon, Rick.....1990
 Lyons, Herman.....1997-01

Lyons, Richard.....1971
 Lyons, Trent.....1994

~ M ~

Maack, Greg.....1981-82
 Mabee, Donald.....1967
 Mack, John1968
 MacLachlan, Rusty1982
 Maclin, L.A.....1996
 Madison, Ben1975-76
 Magalei, TuiSamoa2015
 Maginley, Les1988-91
 Mahan, Dan1979
 Main, Art1960
 Majewski, Bob1961
 Mallady, Brian1981-83
 Mann, Ed1976-79
 Mann, Jerry1974-77
 Manning, Robbie.....1975-77
 Mannino, Ed.....1974
 Manson, Kor'Ree2008-10
 Manternach, Mike2008-09
 Manu, Justin2013-14
 Marchetti, George1960-61
 Marinan, Mike.....1976
 Markowitz, Billy.....1990
 Marley, Alan1974
 Marsalis, Jalen.....2018-19
 Marshall, RoShawn.....2005
 Martin, Aaron.....2023
 Martin, B1961
 Martin, Brian.....1990-91
 Martin, David.....1982-84
 Martin, Marquis1996-97
 Martin, Mike2007-09
 Martin, Wes1980-83
 Martini, Alex.....2021-22
 Maschmeyer, Kevin2005-07
 Mason, Henry.....1974-77
 Mason, Matt1980
 Mason, Seth.....2006-07, 09-10
 Mason, Chris2009
 Masterson, Ivan.....1997
 Mastroianni, Greg1968-70
 Mathenia, Jim1962
 Matthews, Mark1981-82
 Mauger, Dave1966-67
 Mauller, Keith1965-66
 Maune, Travis1998
 Maxwell, Ted2002-06
 Mayberry, H1960
 Maybrey, John.....1975
 Mayfield, Matt2009
 Mays, Byron.....1990-94
 Mazar, David.....2005-07
 McAllister, Brad1993-94
 McAllister, Trevor2011-13



Kevin Nickerson
1998-2001



McAtee, Chad.....	1994	Miller, Lynn.....	1972	Nady, Chris.....	1981	Park, Todd.....	1995-96
McAtee, Grant.....	2022-23	Miller, Ray.....	1972-75	Nance, Nick.....	2013	Parker, Duane.....	1987
McCabe, Joe.....	1991-94	Miller, Lamar.....	2000	Napierala, Dan.....	1961-63	Parker, Jason.....	1987
McCall, Jim.....	1970	Miller, Rusty.....	2000-01	Nappe, Dalton.....	2021-22	Parker, Karl.....	2007-11
McCann, Bill.....	1966-68	Mills, Gene.....	1975	Nappe, Gunny.....	2017	Parker, Kyrion.....	2017-18
McCartney, Jason.....	2004-07	Millspaugh, Alex.....	2022	Nawrot, Paul.....	1994	Parker, Mike.....	1987-90
McClain, Randy.....	1977	Milner, Glenn.....	2007-08	Nay, Tyler.....	2005-08	Parker, Ronald.....	1972
McClendon, Xavier.....	2023	Mindrup, Shawn.....	1997-01	Neber, Ron.....	1962	Parks, Adam.....	2007-10
McClelland, Tristan.....	2013-14	Miner, Kenneth.....	1966	Neinhous, Jim.....	1987	Parks, Anthony.....	2007
McClenton, Frank.....	1987-88	Mings, Kenny.....	2012-15	Nelson, Zac.....	1995-97	Parks, Kelby.....	2008
McClure, John.....	1983-85	Minford, Andy.....	1999-02	Nesbitt, Kellen.....	2002-06	Parks, Larry.....	1963
McConnell, Leroy.....	1991-94	Minshew, Cory.....	1996	Nesbitt, Ryan.....	2007-08	Parsons, Richard.....	1963
McCrite, Cassidy.....	2000-02	Mirikitani, Ron.....	1961-63	Neuenschwander, David.....	1994-97	Parsons, Shayne.....	2013-15
McCubbin, Roy.....	1972	Mitchell, Jackson.....	2017-18	Newberry, Cecil.....	1970	Partick, Ricardo.....	1976
McCullar, Buddy.....	1965	Mitchell, Jontrell.....	2017-18	Newcomer, Wyatt.....	2023	Pate, Mike.....	1981-82
McCurdy, Jeremy.....	2005-06	Mitchell, Zach.....	2002	Newman, Jackson.....	2015-17	Patrick, Dennis.....	1979
McCurran, Mike.....	1974-76	Mix, Curtis.....	1966	Newman, Tim.....	1986	Patrick, Ricardo.....	1974-75
McCutcheon, Shawn.....	1999-2000	Moana, Michael.....	2017-18	Newson, Daryl.....	1980	Patridge, R.....	1960
McDaniel, Mike.....	2010-11	Moles, Kyle.....	2003	Nicholson, Matt.....	2021	Patterson, Calvin.....	2008-11
McDaniels, Curt.....	1967	Monachino, Ono.....	1981-82	Nickelson, Dennis.....	1972-73	Patterson, Ed.....	1980
McDevitt, Joe.....	2014	Mondragon, Will.....	2013-14	Nickerson, Kevin.....	1998-2001	Patterson, Rick.....	1971-74
McDonald, Casey.....	1994-95	Monroe, Arnel.....	1985-86	Nicoli, Carter.....	2017-19	Patton, Dustin.....	2002-05
McDonald, Deonte.....	2010, 12	Montgomery, Gary.....	1983	Nienhaus, Jim.....	1988-91	Payne, Kirk.....	2006
McDonald, Kevin.....	1983	Montgomery, Isaac.....	2022-23	Nilesen, Brad.....	1977-78	Paxton, Brian.....	1993
McDuffie, Rod.....	1981	Moody, Leon.....	1992-94	Nixon, Steve.....	1969-72	Pearcy, Robert.....	1990
McElwee, Tim.....	1972	Moomau, Dustin.....	2005	Nixon, Van.....	1975	Pearl, Ed.....	2014
McElyea, Glenn.....	1968	Moon, Dan.....	1998-02	Nichols, Palmer.....	1960	Pearson, Edmund.....	1968
McGee, Kalen.....	2021	Mooney, Adolphus.....	1962-65	Nicholson, Matt.....	2022	Pearson, Keith.....	1985-86
McGee, Mick.....	1966	Moore, Gerald.....	1981-84	Noil, Michael.....	2023	Pearson, Scott.....	1969-71
McGill, Jernoriu.....	2010	Moore, Joe.....	1988-91	Noil, Wryyor.....	2023	Pearson, Walter.....	1966
McGinley, Jared.....	2003	Moore, Larry.....	1967-68	Noland, Michael.....	1960-61	Peck, Brandon.....	1991-93
McGowen, Freddie.....	2005-06	Moore, Lawson.....	2023	Nolting, Robert.....	1963	Pemberton, Sam.....	1979-81
McGraw, Bob.....	1969	Moore, Layne.....	2012-14	Nugent, Tyler.....	2014-17	Pena, Vance.....	1989
McGraw, John.....	1961	Moran, Tom.....	1969	Nussbeck, Pat.....	1999-02	Penn, Bob.....	1960
McGrew, Richard.....	1967	Moreno, Bob.....	1976-79			Penson, Rodney.....	1987
McGuire, Dan.....	1999-00	Morey, Bill.....	1962			Peoples, Mark.....	1986-90
McIntosh, Kadeem.....	2016-17	Morley, Charles.....	1960-62			Perkins, David.....	1983
McIntosh, Orlando.....	1989	Morlock, Doug.....	1965	O'Bryon, Dennis.....	1972-73	Perlin, Alex.....	2011-14
McIntyre, Donlee.....	1983-86	Morgan, David.....	2014	O'Donnell, Francis.....	1984-85	Perricone, Adrian.....	2012-13
McIntyre, Mike.....	1973-74	Morgan, Jay.....	1970-72	O'Neill, Ray.....	1964	Perry, Zion.....	2018, 2021-23
McIntyre, Sean.....	1992-93	Morgan, Jay.....	1978-81	O'Sadnick, Kevin.....	2000-02	Pesek, Rick.....	2016-17
McIntyre, T.....	1961	Morgan, Jeremiah.....	1989	Oberweather, Steve.....	1975-78	Peter, Tom.....	1994-98
McKee-Linzie, Darien.....	2009	Morgan, Jerome.....	1987-89	Ochsner, Matt.....	2004-07	Petersen, Mike.....	2011-13
McKiernan, Jeff.....	1996	Morgan, Price.....	2022-23	Odgen, Jeff.....	1991	Peterson, Tim.....	2009
McKinnis, Brad.....	1982-83	Morlok, Doug.....	1966-67	Oehrke, Terry.....	1981-82	Pfaff, Corey.....	2009
McKnight, David.....	1983-86	Morlok, Garry.....	1968	Offner, Logan.....	2016-18	Philbrook, Brent.....	1977
McIntyre, Mike.....	1975-76	Mornes, Michael.....	1986	Ogden, Jody.....	1988	Phillips, Bruce.....	1963
McMillin, Blayne.....	2021	Morris, Bill.....	1980-81	Ogilvie, David.....	1977	Phillips, Corey.....	1998
McMillian, Rick.....	1969	Morse, Edward.....	1997-98	Olajiga, David.....	2021-23	Phillips, Dick.....	1962-63
McMillian, Tim.....	1969	Morton, Bob.....	1983	Oldham, Randle.....	1978-80	Phillips, Jeff.....	1985-88
McMullen, Justus.....	2013-14, 16-17	Morton, Danny.....	1966-70	Ollison, Rob.....	1989	Phillips, Rick.....	1982
McMullen, Mark.....	1976	Morton, Jimmy.....	1966-67	Oliver, Kenneth.....	1960	Phipps, Bryan.....	1978
McMurray, Demetri.....	2001	Moss, Eddie.....	1967	Oppenheim, Dick.....	1968	Phipps, Zach.....	2023
McNac, Marquel.....	2016	Moss, Mike.....	1987	Oppenheim, Richard.....	1967	Phoenix, Mack.....	2022
McNutt, Durand.....	1998	Mota, Jesus.....	2017-18	Orlando, Mike.....	1995-98	Piatnitza, Bill.....	1968
McPherson, John.....	2002-04	Moye, Willis.....	1993	Osborn, Dick.....	1975	Picattaggio, Mickey.....	1966
Meek, Randy.....	1971	Moyer, Rick.....	1998-01	Othic, Luke.....	2023	Pickrell, Josh.....	2013-15
Merrifield, R.....	1961	Mueller, Jacob.....	1991	Otte, Gavin.....	2011	Pine, Brandon.....	1990-93
Meyer, Clay.....	1983	Mueller, Larry.....	1977-80	Overstreet, MJ.....	2022	Pink, Patrick.....	1992-93
Meyer, Shane.....	1995-98	Mullis, Bill.....	1973-76	Owens, Mark.....	1972	Pinkerton, John.....	1971
Meyers, Jim.....	1962	Munsterman, Chris.....	2000-2002	Owens, Michael.....	1988-89	Pittman, Sam.....	1980
Michaelis, Ken.....	1990	Murillo, Paul.....	1983			Pitts, Gary.....	1981-84
Michaels, Larry.....	1967	Murphy, J.....	1961			Plackemeier, Dan.....	1976-77
Michals, Tom.....	1975-76	Murphy, Mark.....	1981-82			Plake, Jeff.....	1986-87
Mickens, James.....	1972	Murray, Bryce.....	2009-11			Player, Matt.....	1988-92
Middleton, Doug.....	1980-83	Murrell, Joe.....	1970-71			Plisco, David.....	1970
Middleton, Sean.....	2009	Musser, David.....	1976			Plohr, Kevin.....	1983-86
Millard, Marty.....	1976-77	Myer, Phill.....	1979			Plok, Gary.....	1976
Miller, Anthony.....	1997	Myers, Jon.....	1974-76			Poe, Charles.....	1967
Miller, Austin.....	2014-15, 17	Myers, Jonathan.....	1977			Pollard, Drake.....	2005-07
Miller, Brian.....	1987	Myers, Wil.....	1984-86			Pollard, Mark.....	1979
Miller, Cale.....	2021-23					Pope, Mike.....	2005-06
Miller, Derrick.....	1996					Porter, Bill.....	1993
Miller, Gary.....	1971-73					Porter, Tony.....	1982-83


~ N ~

~ O ~

~ P ~



All-Time Roster



Anthony Simpson
1994-95

Porter, Tory	1992
Porter, Toriano "Tory"	1996-97
Portz, Jacob	2022
Pospisil, Jack	2022-23
Potter, Joe	2001-04
Potter, Kevin	1975
Powell, Damion	2022
Powell, Josh	2013-16
Powell, Polo	1987
Powers, Tim	1974
Prather, Nate	2000
Prentiss-Brown, Kameron	2018-19
Price, Dick	1965-67
Price, Dylan	2018-21
Price, Robert	1971
Pringle, Jordan	2018-19
Pritchett, Scott	1978-79
Pryor, Terrance	2016
Pugh, Clay	2023
Pugh, Tracy	1994
Puhlick, Nick	1987-90
Puni, Derrick	2014-16, 18
Puni, Devin	2017-18
Puni, Dominick	2018-21
Purvis, Paul	1968
Purvis, Wilbur	1967-69
Pyatt, Chris	1990-93
Pyfrom, Joel	1975

~ Q ~

Quines, Zach	2012-13
Quinn, Jim	1967
Quinty, James	1975

~ R ~

Rabel, Mike	1972
Raber, Jody	1981
Rabius, Maurice	1960
Raboin, Tate	2022
Race, Greg	2003-05
Rader, Dalton	2005-06
Ragland, F	1960
Ragland, Reggie	1971
Ragsdale, John	1983-86
Ragusa, Steve	1995-97
Rahe, Randy	1975-76
Raithel, Cody	2004-07
Ramel, F	1960
Ramirez, Arist	1993
Ramos, Manuel	1970
Ramsey, Mike	1974
Ramzy, Robin	1984
Ramzy, Rubin	1981
Randle, Bruce	1986-88
Randle, Durwin	1985
Randol, Loren	1964
Rankin, Chad	1989

Rape, Mike	1972-73
Rash, David	1989-93
Rasmussen, Derek	2003
Rathert, Tyson	1997-01
Ratzalaff, Taylor	2012-14
Raybourn, Dominic	2019
Rayford, Haleem	2011
Reams, Shawn	1989
Record, Courtney	1996-97
Rector, Gil	1960-62
Rector, Roger	1963-66
Redmond, Edwin	1984
Reed, Bruce	1973-75
Reed, Orban	1998
Reed, Sharmari	2023
Reedus, Alexis	2010-12
Reeves, Bo	2022-23
Reeves, Stephen	1967-70
Renfroe, Lance	1967
Renner, Lee	2006
Renzulli, Phil	1964-67
Repp, John	1963-66
Reynolds, Blake	1996
Reynolds, Josh	2021-22
Reynolds, Ty	2019-22
Rhinne, D	1961
Rhoades, Rick	1965-69
Rhodes, Diaron	2013-17
Rhone, Eddie	1969
Rhone, O.J.	1992-96
Rhone, Oscar	1970
Rhone, Walter	1969-72
Ribbing, Travis	2010-11
Rice, Butch	1973
Rice, John	1960-63
Rich, Greg	1972
Rich, Skip	1963
Richardson, James	1961-65
Richardson, Michael	1977
Richardson, Stephen	1968
Richberg, Royce	1972-75
Richey, Melvin	1972-73
Richison, John	1966-68
Richmond, Tim	2007-08
Richterkessing, Jeff	1986-87
Ricketts, Kendall	2004-07
Rickey, Melvin	1971
Ricks, Nikolas	2018
Ridley, Chad	2006
Rife, Richard	1971-74
Riley, Brad	1972-74
Riley, Brian	2000-02
Rinderknecht, Josh	2018
Rinne, Delmar	1960-64
Rischer, Henry	1966
Roach, Doug	1977-80
Robbins, Robert	1967-68
Roberts, Larry	1967-69
Roberts, Tim	1972
Robertson, Michael	1968
Robertson, Nokie	2005-07
Robinson, Dee	1975-78
Robinson, Don	2001-02
Robinson, Herb	1967-68
Robinson, Joey	2001-02
Robinson, Muriel	1968
Robinson, RheQuan	1998-99
Robinson, Robbie	1996
Robinson, Robert	1969-70
Robinson, Scott	2010, 13
Robles, Chris	2006
Rodenberg, Gilbert	1976
Rodgers, G	1961
Roe, Anthony	2017-18

Roesmer, Dan	1980
Rogers, Greg	1994
Rogers, Moshe	2021
Rolls, John	2018-19
Root, Billy	1966-68
Rosas, Anastacio	1967
Rose, Derrick	2023
Rose, Jesse	2023
Rose, Scott	1989
Rosine, Cullen	2012-14
Rothweiler, Bryan	1972
Rounds, Kerry	2003
Roush, Mike	2008
Rowles, John	1963
Roye, Jamal	2013-14
Ruark, Gary	1990
Rubly, Trevor	2001-02
Ruether, David	1998-01
Runge, Mark	1976
Rupp, Ted	1989
Rush, DeAndre	1999-00
Russell, Armand	2023
Russell, Jayden	2021-22
Russell, Sam	1960-61
Ryan, Jim	1985-87

~ S ~

Sadich, Mike	1969-71
Sahlfeld, Ori	2013-14
Salmon, Jeff	1978-79
Salmon, Scott	1991-95
Salter, Darrian	2008-11
Salvatierra, Edgar	2011
Samia, John	2005-07
Samples, Jeremy	1992
Sandcork, Rocky	1993
Sanderman, Milton	1981-84
Sanders, Abijah	2003
Sanders, Kareem	2016-19
Sanders, Mike	1979-80
Sanders, Trevore	2018-21
Sangster, Jimmy	2003-04
Santone, Bill	1964
Santone, Terry	1964-67
Santoro, Peter	1968-71
Sappington, Scott	1981
Saputo, Anthony	2013-15
Sass, Ryan	2018
Saunders, Cameron	2019-21
Savage, Leon	1973
Sawyer, Rolando	2005-07
Sawyer, Tom	1986
Scheets, Bruce	1969-70
Scheirich, Dylan	2017-19
Scheiwe, Charles	1966
Schiereck, Donald	1964
Schmeize, Shawn	1988-91
Schmersey, Shawn	1996
Schmidt, Greg	1996
Schmidt, Greg	1997-99
Schneider, Bob	1974
Schneider, Robert	1972
Schneider, Terry	1984-87
Shockey, Doug	1977
Schofield, Jody	1974
Schowengerdt, Scott	1993
Schreiber, Brian	1993-97
Schroeder, Anthony	2018
Schroeder, Mark	2009-12
Schroer, Bill	1966
Schulte, Tim	1990-94
Schwartz, Jon	1999-01
Schwartz, Jerry	1998-01
Schweiss, Mark	1976

Scott, Chris	1989
Scott, DeJuan	2019
Scott, Denny	1965-66
Scott, F	1961
Scott, Kevin	1977
Scott, Justin	2005
Scott, Leroy	1966
Scott, Ryan	2005-07
Scott, Shawn	2005
Scourten, Darrel	1979
Scribner, Cody	2007-10
Scroggins, Bob	1971-72
Scruggs, Jordan	2022
Scully, James	2005-08
Seals, Jah	1995
Segler, James	1968
Seigel, Steve	1970-71
Seitz, Cameron	2012
Seitz, Larry	1960-61
Selby, Pat	1974
Sellman, Joe	1961-62
Sewell, Rich	1961-62
Seymour, Scott	1986-88
Shadel, Casey	2001-04
Sharp, Bennie	1981
Sharp, Carl	1985
Sharp, Monzell	1987-90
Shaughnessy, Joe	1961-63
Shepherd, L	1960
Shepherd, Randy	2006-09
Sherman, Elias	2023
Shingfellow	1961
Shiver, Fred	1971
Shoars, Jason	1994-96
Shockey, Doug	1978
Shouse, Gary	1972
Shuey, Tyler	2023
Shurling, Alan	2011-13
Siebenschuh, Eric	2014-16
Siebert, Ollie	1990
Siglar, Jovante	2016-17
Sikes, Rick	1974
Silkwood, Buddy	2005
Simmons, Ja'Kwavius	2023
Simmons, Korak	1998
Simmons, Tim	1985
Simon, Michael	2023
Simpson, Anthony	1994-95
Simpson, Gary	1969-72
Simpson, Jason	1998
Simpson, Jeff	1994-95
Simpson, Mark	1975
Simril, Arthur	1985
Sims, Andy	1998-01
Singletary, Adrian	2005-08
Skeans, John	1988-90
Skiljan, Chris	2023
Skiljan, Richard	1963-64
Skinner, J	1961
Skinner, Robert	1968
Skornia, Mark	1976-77
Slager, Drew	2019-21
Slemmer, Justin	2019
Sloan, Ethan	2023
Sloan, Greg	1988-91
Slusher, Jay	1985-89
Small, Brad	2001-02
Smirl, Jacob	2018-19
Smith, Alon	2017
Smith, Arkell	2019-23
Smith, Brian	2015
Smith, Charles	2016
Smith, Chuck	1978
Smith, Colter	2012





Smith, Conner2011-14
 Smith, Daryl.....1974-75
 Smith, Dakota2009
 Smith, Deven.....2017-21
 Smith, Frank.....1970-71
 Smith, Garrett.....2008-11
 Smith, Glenn1974
 Smith, Greg.....1985
 Smith, James1981-82
 Smith, James "Bo"1967
 Smith, Keith1996
 Smith, Kevin1974-76
 Smith, Mark1983-84
 Smith, Markel2015
 Smith, Montrae2011
 Smith, Peter2015
 Smith, Rodney.....2015
 Smith, Sam2012-15
 Smith, Steve1986
 Smith, Ted.....1969
 Smith, Terry1962
 Smith, Terry1978
 Smith, Tim2013-14
 Smitka, Steve1987-91
 Snell, Bill1975
 Snellen, Mike1987
 Snodgrass, Richard1967
 Snyder, Chad.....1988-92
 Snyder, Don1956
 Snyder, Larry1966
 Sonnenburg, Kirk.....1977
 Sornberger, Bob.....1970-73
 South, P.J.2009-10
 Sparks, Jim1970
 Spates, Mark1999-01
 Spellman, Hank1962
 Spencer, Ivan.....1974-75
 Spencer, Dan2000-02
 Spiegel, Mike.....2002-06
 Spielvogel, Roy.....1968
 Spight, Vince.....1985
 Spinello, Charles.....1973
 Spradley, Donald.....1993
 Spratley, Ricky.....2012-14
 Sprow, Frank1962
 Sramek, Brett1995-98
 St. Louis, Matt.....1993
 St. Louis, Mike.....1967
 St. Louis, Pat.....1971-73
 Stafford, Chad.....1991
 Stanfield, Payton.....2022
 Stanley, Roger.....1986
 Stanton, Gary1971
 Staton, Trace2018-22
 Staples, Emmett.....1994-96
 Stapleton, Robert.....1971
 Starks, Brandon.....2002-04
 Starks, Mark2007-08
 Stath, Angalo.....1969-70
 Stath, Leon1967
 Steele, Robert.....1968
 Steele, Robert.....1969-71
 Stegman, Lance.....2000
 Stein, Spencer2015-16
 Steiner, Clint1997-00
 Steinert, Josh2013
 Stephens, Dennis1962-65
 Stephens, Paul2010
 Stephenson, Anthony1976-77
 Sterling, Joey.....2003
 Stessman, Eric.....1981-82
 Stevenson, Archie1962
 Stevenson, Mike.....2008
 Steward, Marvin.....1988

Stewart, Anthony2009-10
 Stewart, Bill1969
 Stewart, Christian.....2015
 Stewart, Corey.....2006
 Stewart, Darrin.....1984
 Stewart, Eddie.....1991
 Stewart, Rob.....1984
 Stewart, Rob.....1993-95
 Stiefvater, Keith.....1984-88
 Stikes, Rod1975
 Stillwell, Mark1995-97
 Stillwell, Mike.....1977-78
 Stinson, Rod1980
 Stock, Christian.....1994-95
 Stockbauer, Greg.....1971-72
 Stoffel, Nate2009-11
 Stoker, Brandon1999-00
 Stoll, Doug1970
 Stolt, John1976-78
 Stompoly, Phil1960
 Stone, Russell1961
 Stookey, Dan2002-05
 Story, Danny1988
 Stowers, Keith2002-04
 Strada, Larry1966
 Strassner, Luke.....2021-23
 Strilko, Austin.....2017-18
 Strong, Alex2013-16
 Strong, Earnest.....1971-72
 Strobe, Larry1971-73
 Strunk, David1966
 Sturgeon, Jim1961
 Sudduth, Eddie.....1991
 Sudduth, Roy.....1989-90
 Sullivan, Kerry.....1987-88
 Sullivan, Matt.....1994-98
 Summers, Michael1968
 Sunderman, Dan.....2019-22
 Sutherlin, Ben2001-03
 Swam, Dwaine1980
 Swapshire, Robert.....2006
 Swan, Dewan1981-82
 Sweaney, Rusty.....1974-77
 Sweet, Ervin.....1983-84
 Swift, Jesse.....1966
 Swift, Les1987-89

~ T ~

Taala, Dalainey2015-16
 Taggart, J1961
 Talik, David1991-93
 Tannehill, Michael2015-18
 Tanner, Ryan.....2014-15
 Tarkington, Richard1971
 Tate, DeWayne2003
 Tate, Wyatt.....2023
 Taufu, Sosaia2010-11
 Taveau, William.....1968
 Tavernaro, Robert1960
 Tavu'i, Edgar2009-10
 Taylor, Darrin2007
 Taylor, Dax1988-90
 Taylor, Dirone "Taco"2019-22
 Taylor, Elliott.....2011-13
 Taylor, George1981
 Taylor, LaVance2011-14
 Taylor, Robert.....1969
 Taylor, Ron.....1984-88
 Taylor, Scott.....1985-88
 Taylor, Triphinue2014-17
 Taylor, Tyron2017, 2019-21
 Teamer, Tevin.....2013-16

Teegarden, Brad1983-84
 Teegarden, Ronald1963
 Temple, Ed1967
 Templin, Mark1980
 Tela, Elisala.....2009
 Terry, Joshua2017-21
 Tett, Brandon2011
 Theis, John1976-78
 Thibeaux, Wesley2003-04
 Thomas, Avian.....2022-23
 Thomas, Barry.....1990
 Thomas, Clarence1969
 Thomas, Curt.....1980
 Thomas, Darrell1978
 Thomas, Eric1994-97
 Thomas, Jim1973
 Thomas, Marcus.....2000-01
 Thomas, Nate1999-02
 Thomas, Wesley.....2016-17
 Thompson, Doral2004-05
 Thompson, John.....1973-76
 Thompson, Lee2000-04
 Thompson, Lloyd2000-01
 Thompson, Mike1973
 Thompson, Pete.....1986
 Thompson, Ronnie1965
 Thompson, Terry.....1987
 Thompson, Wright.....1997-2000
 Thornburg, Jay1973-74
 Thornton, Elmer.....1978
 Thornton, Jim1994-96
 Thornton, Sean.....2006-08
 Thorton, Elmer.....1980
 Threadgill, Zach.....2003
 Thummel, Nick1996
 Thurman, Marcus.....2003-04
 Thurmon, Steve.....1966
 Tialino, Vavega.....2005-06
 Tiernan, Marc.....2006-09
 Timmons, Brian2017
 Tindel, Jeff1994
 Tipton, Jesse.....1997-98
 Titus, Bruce.....1978-80
 Toalson, Ian.....2012-15
 Tobaben, Ryan1996-98
 Tocco, Tony1962
 Todd, David1969
 Todd, Harold.....1969
 Todd, Travis.....2002-03
 Tolbert, Bruce1969
 Tolson, Gregg1988
 Tooker, Mike.....1974
 Torge, Tim1972
 Torneden, Camren.....2011
 Totta, Vincent1960
 Towns, Tommie1981
 Trabue, Everett.....1972
 Trass, Arthur1987-88
 Trawick, Emory1966-67
 Triay, Howard1967
 Trotter, Steve.....1978-79
 Truitt, Lamont1998
 Truitt, Lamont1999
 Truman, Bryan1995-96
 Tua, Tufue2000
 Tuggle, Frank1960-62
 Tuihalamaka, Neil.....1989
 Turley, Howard.....1980
 Turner, David Wayne.....1967
 Turner, Devante2017-21
 Turner, James.....1981
 Truner, Marlon.....2006
 Turner, McCabe1991-94
 Turner, Richard.....1971-73

Turner, Tony1983
 Tuter, Joe.....1974
 Tuttle, Austin2019
 Tuttle, Marc.....1989-93
 Tuttle, Danny2002-05
 Twehous, Logan.....2019-21
 Twehous, Trevor.....2019-22
 Tyler, Mike1980
 Tyler, Verlin.....1978



Colston Weatherington
1999-2000

~ U ~

Udom, Ubong.....2016-19
 Ulrich, Bryant2022-23
 Umphenour, Ron.....1971-74
 Updegraff, Steven1972
 Upschulte, Jim.....1983
 Uptegrove, Micah.....1987
 Urczyk, James.....1966-68
 Ulrich, Tim1998-02
 Ulrich, Aaron2000-03

~ V ~

Vaden, Richard1981-82
 Valenzuela, Greg2002-03
 VanBeneden, James1965
 Vandiver, Gabe2014-16
 Van Sickle, Craig1977
 Van Winkle, Shawn1996-98
 Van Wye, Ken.....1978
 Vanek, Jim1965-66
 Vanloo, Jason2002-04
 Vanloo, Tyler2005
 Vanpool, Trevor.....2019
 Varns, Clayton2000
 Vasquez, Roy1981
 Vassor, Paul2003-04
 Vaughn, Travion2013-16
 Velazquez, Marcelo2007
 Venckus, Jason.....2012-15
 Verge, Elisha.....1985
 Vernon, Richard.....1971-72
 Verseman, Darren1983
 Vicino, Felix1972
 Vick, Chris1999
 Viebrock, Andy.....2002-05
 Viehmann, Greg.....1992
 Villars, Dave1964-65
 Villigram, Rich2002-05
 Vining, Bill1978-80
 Vogelaar, Dean1967-68
 Vollmar, Jim1974

~ W ~

Waite, Tom1981-84
 Walker, Delanie2004-05
 Walker, James1999-02
 Walker, Jeremy2013



All-Time Roster

Walker, KJ	2022	Whiteman, Trevor	2023	Woods, Cody.....	2012
Walker, Odis	1966	Whitfield, Dennis	1960-63	Woods, David	1975
Wall, Jason.....	1996	Whitley, Darrell	1981-82	Wortmann, Liam.....	2021-23
Wallace, David.....	1972	Whitworth, Luke.....	2005	Wright, Clint	1994
Wallace, Jeremy.....	2009	Whorton, Doug	1977	Wright, Cody.....	2010-13
Wallace, Robert.....	1981-82	Wielmann, Jacob.....	1995	Wright, Jeff	1986-87
Waller, Dallas	2021-22	Wier, Drew.....	2008-11	Wright, Mike.....	2003
Walley, Ustin	2003	Wiese, Joe	1979	Wright, Todd.....	1987-91
Walls, Dave.....	1964-68	Wiggins, Jacob.....	2018-19	Wright, Mike	2002
Walters, Ray.....	1969	Wilcox, Scott.....	1993	Wunderly, Michael	1968
Waner, Scott.....	1985	Wilemann, Jacob.....	1994	Wyatt, David.....	1966
Ward, Chase.....	2003-04	Wiley, Duane	1991	Wyatt, Shae	2018-19
Ward, Korley.....	1997	Wilke, Jeff.....	1979		
Ward, Chase.....	2003	Wilke, Rick	1978		
Ward, Don.....	1978-79	Wilkerson, Bill.....	1985		
Ward, Korley	1998	Wilkerson, Casey	1989		
Ware, Floyd.....	1966	Wilkerson, Don	1979-81		
Ware, Glentrelle.....	2005	Wilkerson, Koby.....	2017-21		
Warren, Braelon.....	2023	Willard, Codi.....	2005		
Warren, Gary.....	1994	Wille, Dean	1994-96		
Warren, Jamorris.....	2009-10	Williams, Antoine	1998-2000		
Warren, Larry.....	1963-66	Williams, Bruce	2005-07		
Warren, Nick.....	2015-18	Williams, Charles.....	1963-67		
Washer, Alan.....	1985	Williams, David	2001-03		
Washington, Corey	2011-12	Williams, Deeikee.....	1996		
Washington, Robert	1996	Williams, James	1981		
Washington, Rodrick	2005-06	Williams, John	1962		
Washpun, Xavier.....	2016-17	Williams, Ken	1973		
Watchinski, Neil	1971	Williams, Manning	1983-85		
Waters, Geno.....	2009-10	Williams, Philip	1974-75		
Watkins, Bryan	1987-90	Williams, Reyjon	2023		
Watkins, Bryan	1991	Williams, Rick	1976-79		
Watkins, Cecil.....	1992-94	Williams, Stan.....	1996-97		
Watson, Ralph.....	2010-12	Williams, Steve.....	1969-72		
Watson, Ryan	1990	Williams, Tim	1979		
Weakly, Josh	2002-03	Williams, Tim	2005		
Weatherford, Carl	1972	Williams, Trusten.....	1979		
Weatherington, Colston	1999-00	Williamson, Dave	1971-72		
Weaver, Willie	1963-66	Williamson, James	1981-83		
Webb, Gary	1961	Willis, Anthony.....	1998		
Webb, Spencer.....	2005-08	Willis, James	2016		
Webber, Russ	1971-72	Wilmore, Damon.....	1988		
Weber, Jim	1971	Wilson, Anthony.....	2023		
Weber, Karl.....	1972	Wilson, David	1986		
Weber, Russell	1969	Wilson, Jarrett.....	1985-87		
Weigand, Steve	1974-75	Wilson, Landon.....	2019		
Weir, Mitch	1979-80	Wilson, Pat.....	2000-02		
Weis, David.....	1990	Wilson, Rico	2010-13		
Weise, Joe	1980	Wilson, Teon.....	2002		
Weishaar, Jake	2005-06	Wimes, Brian	1984		
Weiss, Bobby	1972	Winn, Bob	1960		
Welch, Kirk.....	1989-90	Winn, Ryan	2022		
Wells, Anthony	1983	Winn, Cleveland	1971-73		
Wells, Mike	2000	Winters, Jake	2001-02		
Welsh, Mike.....	1989	Wisbar, Fred.....	1974-76		
Werle, Tyler.....	2007-08	Wise, Wesley	1968-69		
Wesley, Bernard.....	1990-92	Wisner, Mark	1987-88		
Wesley, Rudy	2000-01	Wistrom, Chance.....	1989-92		
Wespahl, Kurt	1974	Witherington, Mike.....	1978		
Wessling, Brian.....	1983-86	Witkowski, Stephen	1964-67		
West, Lane	2022-23	Witry, Chris.....	2006		
Whalen, Joe.....	1974	Witzansky, Troy.....	1984		
Whisler, Mike	1966	Wochner, Brian.....	1995-96		
White, Andrew	1974-78	Wolf, Kim	1974		
White, Barry	1960-61	Wolf, Mat.....	1996		
White, David.....	1991	Wolfe, Richard.....	1967		
White, Henry.....	1968-69	Wood, Eddie	1997		
White, James.....	1986	Wood, John	2007-08		
White, Ken	1974-77	Wood, Leland.....	2009-10		
White, Ken	1989	Wood, Ron	1972		
White, LaVell.....	1986-87	Woodard, Ken.....	1978		
White, Maurice	2005	Woodard, Ron.....	1966		
White, Sam	1961	Wooden, Jeremy	2000-03		
Whiteman, Clarence.....	1923-26	Woods, Bart	1990-93		

~ Y ~

Yancey, Kameron	2023
Yang, Tou Lee	1995
Yates, Bobby.....	1989-91
Yates, Dennis.....	1966
Yates, Dennis	1971
Yates, Ethan	2009-11
Young, John	1998-01
Young, Ken	1975-77
Young, Rich	1979-82
Young, Scott	1981-83
Young, Scott	2000-03
Yowell, John	1966

~ Z ~

Zachery, Brendon.....	2017
Zachery, Jaylen.....	2014-17
Zambo, Bob.....	1969
Zanders, Maurice	1992-93
Zebrowski, Zach	2023
Zehr, Todd.....	1986-87
Zeller, Mike.....	1991-92
Zerilli, Martin.....	1989
Zerr, Greg	1998-01
Zigeler, Jeff.....	1978
Zimmer, Bobby.....	1996
Zimmer, Chris	1969
Zimmerman, Markus.....	2015
Zordani, Kenny	2000-01
Zvirgedins, George	1962-64
Zwart, Cooper	2023
Zwayer, David	1961
Zwilling, Zach.....	2004-05
Zymali, Bob	1960

Note: Every player since 1960 who was listed on an official in-season roster has been included on the Mules' all-time roster. (including redshirt and hardship seasons). The player must have completed at least one full year with program.

Starting in 2007, only players that received a letter were listed.

Any additions or corrections should be made to the UCM Athletic Communications office.

