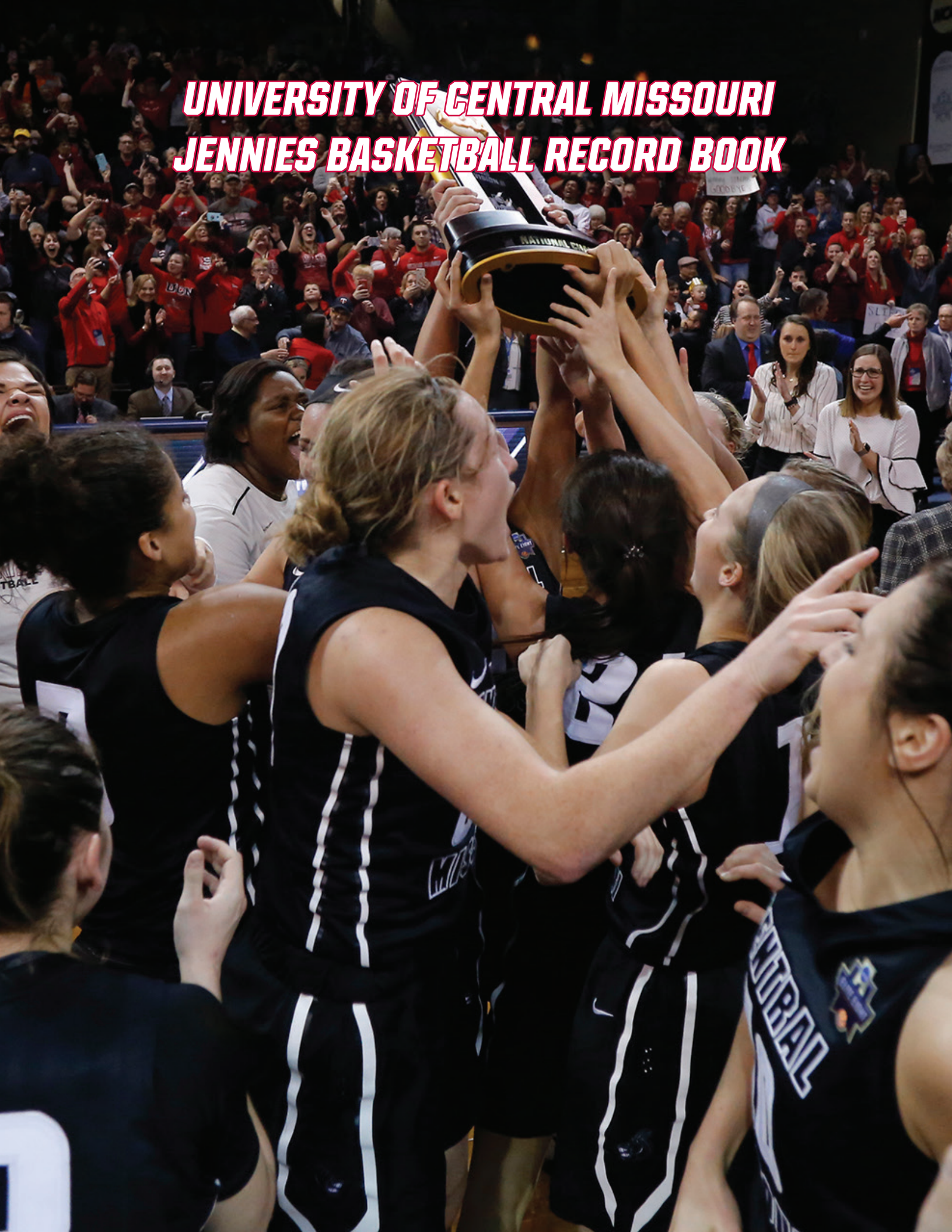


**UNIVERSITY OF CENTRAL MISSOURI
JENNIES BASKETBALL RECORD BOOK**





UCM Multipurpose Building -- Home of the Jennies

Considered one of the finest facilities of its kind in the nation, the Multipurpose Building is in its 47th year of service to the university. The \$5.5 million facility was built at no expense to the State of Missouri, as financing was accomplished solely through student fees.

The "Multi" truly lives up to its name, as it is one of the busiest places on campus. In addition to being the home of Mules and Jennies basketball and indoor track and field, Jennies volleyball, and Mules wrestling, the facility is used by university students, faculty, and staff, as well as the general public.

Designed primarily for recreational use, the building features a spacious main arena with a six-lane track, two indoor handball/racquetball courts, areas for free and universal weights, an activities area, locker rooms, meeting rooms, and offices for UCM's Intercollegiate Athletics staff. The main arena can accommodate four basketball or six volleyball courts at one time or all of the events for an indoor track meet.

Seating capacity in the Multipurpose Building is 8,500 for basketball and volleyball, making it the largest such facility in the MIAA. It also seats 1,640 fans for indoor track meets and 11,000 people for concerts.

Numerous special events take place in the Multi each year. It has hosted the Missouri State High School Activities Association's state volleyball tournament since 1988, while state high-school playoff games for basketball are also played annually in the building.

The facility is also used for Central's annual commencement ceremonies and for major concerts.

The Multi underwent a major renovation during the summer of 1998. An inlaid-wood floor was installed in the main arena, replacing most of the original Tartan surface and eliminating the need for the portable-wood floor that had been used for basketball since 1988, while the running track was resurfaced and new jumping and vaulting pits were created for track and field.

Previous improvements include the addition of a new scoreboard, containing a four-color message center manufactured by Daktronics, in 1986, the purchase of two Sport Courts® for volleyball in 1995 and 1998 and the installation of new bleachers on the north and south sides in 2008.

The first basketball game was played in the Multi on November 27, 1976, when the Mules defeated Midland Lutheran College

92-75. The Jennies played their first contest in the building on December 8 of that season, dropping a 66-44 decision to Tarkio College.

The Jennies posted their first win in the facility on January 7, 1977, with a 76-42 victory over Grand View College. The Multi was formally dedicated eight days later as the Mules beat Southwest Missouri State University 90-62.

In 41 seasons in the building, the Jennies have compiled a 521-115 record (.821) They have also hosted nine NCAA or AIAW regional tournaments in the facility.

The Multi was designed by the architectural firm of Mantel and Teeter of Kansas City, Mo. It is managed by Scott Thomason and Alec Gathright.

~ The Jennies at the Multi ~

1976-77	8-1	2001-02	* 12-3
1977-78	6-3	2002-03	6-7
1978-79	* 8-3	2003-04	6-6
1979-80	12-1	2004-05	12-2
1980-81	6-4	2005-06	9-3
1981-82	* 12-3	2006-07	9-4
1982-83	* 15-0	2007-08	9-4
1983-84	* 18-1	2008-09	9-3
1984-85	* 15-1	2009-10	9-4
1985-86	* 14-0	2010-11	9-5
1986-87	* 13-1	2011-12	10-4
1987-88	* 14-1	2012-13	14-0
1988-89	* 15-0	2013-14	11-1
1989-90	* 19-1	2014-15	* 11-3
1990-91	* 12-2	2015-16	6-6
1991-92	* 12-1	2016-17	10-2
1992-93	* 12-2	2017-18	13-2
1993-94	* 8-3	2018-19	9-2
1994-95	12-2	2019-20	13-0
1995-96	* 15-3	2020-21	* 13-2
1996-97	* 13-3	2021-22	10-4
1997-98	11-2	2022-23	12-1
1998-99	11-2	Total	526-115
1999-00	* 12-4	* - includes conference and national post-season tournament games.	
2000-01	* 11-3		



University of Central Oklahoma
Jennies lead 15-3

1/8/83	H	Jennies	84-78
11/29/96	N	Jennies	82-62
11/25/06	N	Jennies	83-69
2/7/13	A*	Jennies	87-75
12/19/13	A*	Jennies	94-76
12/18/14	H*	Jennies	63-58
1/23/16	A*	UCO	48-77
2/2/17	A*	UCO	55-65
2/1/18	H*	Jennies	64-58
2/2/19	A*	Jennies	50-50
3/7/19	N†	Jennies	80-47
1/4/20	A*	Jennies	59-50
1/14/21	A*	UCO	66-70
2/25/21	H*	Jennies	79-76
1/13/22	H*	Jennies	88-80
2/23/22	A*	Jennies	79-66
12/1/22	H*	Jennies	83-65
3/2/23	N†	Jennies	82-60

2/3/11	A*	ESU	76-61
3/4/11	N†	ESU (OT)	74-69
12/10/11	A*	ESU	66-80
2/1/12	H*	Jennies	63-62
12/8/12	H*	Jennies	84-63
3/10/13	N†	ESU	51-67
1/11/14	A*	ESU	67-80
3/9/14	N†	ESU	71-75
1/10/15	H*	Jennies	62-61
12/12/15	A*	ESU	55-71
1/30/16	H*	Jennies	69-64
1/25/17	H*	Jennies (OT)	61-56
3/4/17	N†	ESU	50-58
1/24/18	A*	Jennies	78-61
2/9/19	H*	ESU	65-62
1/29/20	H*	Jennies	70-66
3/8/20	N†	Jennies	82-75
2/9/21	A*	Jennies	79-72
1/3/22	H*	Jennies	83-49
1/7/23	A*	Jennies	80-64
2/16/23	H*	Jennies	78-70

1/9/93	A*	Jennies	73-43
1/15/94	H*	Jennies	73-41
2/19/94	A*	Jennies	77-59
1/14/95	A*	Jennies	65-53
2/18/95	H*	Jennies	77-54
1/10/96	A*	Jennies	77-52
2/14/96	H*	Jennies	93-63
12/4/96	A*	Jennies	74-64
2/5/97	H*	Jennies	76-57
1/19/98	A*	LU	51-47
2/4/98	H*	Jennies	79-44
1/6/99	H*	Jennies	71-60
2/3/99	A*	Jennies	75-67
12/30/99	H	Jennies	83-56
11/17/00	H	Jennies	86-46
12/8/01	A	Jennies	62-42
12/6/02	H	Jennies	60-52
12/17/03	A	Jennies	64-57
11/17/04	A	Jennies	58-47
12/3/04	H	Jennies	84-49
11/16/05	A	Jennies	85-53
11/30/05	H	Jennies	91-34
12/15/10	A*	Jennies	58-50
2/5/11	H*	Jennies	73-54
12/14/11	H*	LU	53-57
2/4/12	A*	Jennies	67-61
1/30/13	A*	Jennies	77-67
2/16/13	H*	Jennies	77-62
1/22/14	A*	Jennies	71-70
2/12/14	H*	Jennies	86-53
1/21/15	H*	Jennies	79-67
2/11/15	A*	Jennies	78-63
1/16/16	H*	LU	76-82
1/18/17	A*	Jennies	66-41
2/16/17	H*	Jennies	71-60
1/18/18	H*	Jennies	71-53
2/15/18	A*	Jennies	80-55
1/16/19	H*	Jennies	77-58
3/2/19	A*	Jennies	77-52
1/11/20	A*	Jennies	82-60
2/18/20	H*	Jennies	74-45
12/12/20	A*	Jennies	92-69
2/27/21	H*	Jennies	79-45
12/5/21	H*	Jennies	71-46
2/26/22	A*	Jennies	82-62
12/11/22	H*	Jennies	80-58
1/28/23	A*	Jennies	82-49

1/18/06	H*	MSSU	64-62
2/8/06	A*	Jennies	74-66
1/6/07	A*	MSSU	79-61
2/14/07	H*	Jennies	67-48
1/12/08	H*	MSSU	85-82
2/20/08	A*	MSSU	64-53
12/6/08	A*	Jennies	59-52
1/28/09	H*	MSSU	72-65
3/6/09	N†	MSSU	62-57
12/5/09	H*	Jennies	71-58
1/27/10	A*	MSSU	61-59
3/4/10	N†	Jennies	77-67
12/4/10	A*	MSSU	74-62
1/26/11	H*	Jennies	69-63
12/3/11	H*	Jennies	66-50
1/25/12	A*	Jennies	73-66
2/9/13	A*	Jennies	74-63
2/1/14	H*	Jennies	70-61
2/8/14	A*	Jennies	75-67
1/31/15	A*	MSSU	71-65
2/7/15	H*	Jennies	61-48
3/6/15	N†	Jennies	70-64
1/9/16	A*	MSSU	59-62
2/20/16	H*	MSSU	73-76
2/11/17	H*	Jennies	74-47
2/23/17	A*	Jennies	71-57
2/10/18	A*	Jennies	80-63
2/22/18	H*	Jennies	64-41
1/10/19	A*	Jennies	70-67
1/18/20	H*	Jennies	76-44
2/26/20	A*	Jennies	74-39
11/24/20	H*	Jennies	78-52
2/6/21	A*	Jennies	78-59
12/16/21	A*	Jennies	68-64
2/5/22	H*	MSSU	66-61
12/13/22	A*	Jennies	73-71
2/4/23	H*	MSSU	72-69
3/5/23	N†	MSSU	78-63

Emporia State University
Hornets lead 42-41

2/17/75	H	Jennies	69-67
12/13/75	A	ESU	65-64
2/21/77	H	Jennies	71-54
12/1/78	A	ESU	60-55
11/17/79	H	Jennies	94-58
12/3/80	A	Jennies	85-76
12/12/81	H	Jennies	88-68
1/4/83	A	Jennies	74-67
1/10/84	H	Jennies	101-65
11/20/84	A	Jennies	74-60
11/26/85	H	Jennies	86-67
11/25/86	A	Jennies	91-66
11/22/88	A	Jennies	78-72
11/21/89	H	Jennies	78-59
12/4/90	A	ESU	79-74
11/23/91	H	Jennies	83-77
1/8/92	A*	ESU (OT)	94-93
1/29/92	H*	Jennies	84-68
1/6/93	A*	ESU	84-70
1/27/93	H*	Jennies	65-50
1/12/94	A*	Jennies	82-66
2/16/94	H*	Jennies	94-83
1/11/95	H*	Jennies	86-57
2/15/95	A*	Jennies	59-57
1/6/96	H*	Jennies	81-63
2/10/96	A*	Jennies	77-59
1/2/97	H*	Jennies	65-51
2/12/97	A*	ESU	74-52
3/6/97	N†	ESU	54-51
2/11/98	A*	ESU	79-64
3/6/98	A†	ESU	77-49
2/10/99	H*	ESU	72-58
1/29/00	H*	ESU (OT)	85-83
2/26/00	A*	ESU	96-62
1/27/01	H*	ESU	70-46
2/24/01	A*	ESU	58-53
3/2/01	A†	ESU	91-61
1/27/02	A*	ESU	62-50
2/23/02	H*	Jennies	72-66
2/25/02	H†	ESU	72-67
1/25/03	H*	ESU	79-57
2/22/03	A*	ESU	83-71
1/17/04	H*	ESU (OT)	70-69
2/14/04	A*	ESU	75-50
1/15/05	A*	Jennies	84-77
2/12/05	H*	ESU	64-54
3/5/05	N†	ESU	89-48
3/11/05	N†	ESU	82-69
1/14/06	H*	ESU	87-67
2/11/06	A*	Jennies	63-60
3/4/06	N†	Jennies	63-60
2/10/07	H*	Jennies	65-59
2/19/07	A*	ESU	106-62
3/2/07	N†	ESU	67-50
1/19/08	H*	ESU	73-63
2/16/08	A*	ESU	83-65
12/13/08	H*	ESU	77-64
2/4/09	A*	ESU	93-69
12/12/09	A*	ESU	72-66
2/3/10	H*	Jennies	64-60
3/6/10	N†	Jennies	79-74
12/11/10	H*	ESU	63-58

Fort Hays State University
Jennies lead 22-17

11/27/93	N	Jennies (2OT)	98-91
11/25/95	H	Jennies	65-50
11/23/96	H	FHSU	59-54
1/18/07	H*	Jennies	73-54
2/7/07	A*	FHSU	84-73
1/23/08	A*	Jennies	74-62
2/11/08	H*	Jennies	73-63
12/13/08	A*	FHSU	79-60
1/7/09	H*	Jennies	72-67
1/4/10	H*	FHSU	71-64
2/13/10	A*	Jennies	65-63
1/5/11	A*	FHSU	70-58
2/12/11	H*	Jennies	80-63
1/4/12	H*	Jennies	76-66
2/11/12	A*	FHSU	51-68
3/1/12	N†	Jennies	73-61
12/5/12	A*	FHSU	50-95
3/9/13	N†	Jennies	87-78
12/5/13	H*	Jennies	72-51
3/8/14	N†	Jennies	71-69
12/4/14	A*	FHSU (OT)	76-75
3/7/15	N†	FHSU	59-53
12/17/15	H*	FHSU	50-59
2/4/16	A*	FHSU	57-70
1/5/17	A*	FHSU	59-69
1/4/18	H*	Jennies	71-51
3/10/18	N†	Jennies	66-59
1/3/19	H*	FHSU	56-46
3/10/19	N†	FHSU	63-56
2/13/20	H*	Jennies	76-69
3/7/20	N†	Jennies	59-48
1/7/21	H*	Jennies	79-72
2/20/21	A*	FHSU	63-72
3/13/21	N†	Jennies	72-68
1/6/22	A*	FHSU	84-59
2/19/22	H*	FHSU	60-54
12/31/22	H*	Jennies	63-62
2/11/23	A*	Jennies	71-64
3/4/23	N†	Jennies (OT)	66-64

Lincoln University
Jennies lead 65-3

1/19/83	H*	Jennies	74-57
2/9/83	A*	Jennies	78-68
3/4/83	H†	Jennies	82-51
1/18/84	A*	Jennies	82-54
2/8/84	H*	Jennies	83-50
1/9/85	A*	Jennies	67-53
2/2/85	H*	Jennies	82-55
2/28/85	H†	Jennies	83-61
1/8/86	H*	Jennies	103-62
2/1/86	A*	Jennies	91-77
1/7/87	A*	Jennies	72-59
1/31/87	H*	Jennies	79-54
1/13/88	H*	Jennies	88-48
2/6/88	A*	Jennies	72-61
1/11/89	H*	Jennies	81-43
2/4/89	A*	Jennies	90-43
1/10/90	A*	Jennies	91-49
1/31/90	H*	Jennies	95-48
1/9/91	H*	Jennies	87-61
1/30/91	A*	Jennies	106-66
1/11/92	H*	Jennies	100-36

Missouri Southern State University
Jennies lead 48-26

12/4/81	H	Jennies	80-61
1/11/83	A	Jennies	86-56
11/29/83	H	Jennies	93-64
12/3/85	A	MSSU	82-72
12/6/86	H	Jennies	61-40
12/5/89	A	Jennies	81-64
1/29/90	H*	Jennies	96-71
1/28/91	A*	Jennies	61-55
2/26/92	H*	MSSU	78-72
2/24/93	A*	MSSU	73-66
1/19/94	H*	MSSU	78-68
2/23/94	A*	MSSU	77-59
1/18/95	A*	MSSU	77-63
2/22/95	H*	Jennies	54-44
2/28/95	A†	MSSU	88-64
1/13/96	A*	Jennies	68-65
2/17/96	H*	MSSU	65-54
1/11/97	A*	Jennies	66-60
2/10/97	H*	Jennies	62-45
1/10/98	H*	Jennies	93-57
1/26/98	A*	Jennies	87-68
1/9/99	A*	MSSU	53-50
1/25/99	H*	Jennies	70-59
1/22/00	H*	Jennies	73-63
2/19/00	A*	Jennies	64-49
1/20/01	A*	Jennies	69-58
2/17/01	H*	Jennies	73-57
1/9/02	A*	MSSU	68-64
2/6/02	H*	Jennies	77-56
1/8/03	H*	Jennies	76-72
2/5/03	A*	MSSU	68-63
1/14/04	H*	Jennies	80-60
2/18/04	A*	MSSU	60-54
1/12/05	A*	Jennies	64-53
2/16/05	H*	Jennies	77-59
3/3/05	N†	Jennies	62-59

Missouri Western State University
Jennies lead 48-84

1/7/84	H	Jennies	106-55
12/9/86	A	Jennies	62-59
12/19/87	H	Jennies	69-55
12/3/88	A	MWSU	72-58
12/17/88	H	Jennies	73-50
2/3/90	A*	Jennies	71-57
2/21/90	H*	Jennies	73-51
3/1/90	H†	Jennies	74-50
2/2/91	H*	Jennies	75-62
2/20/91	A*	Jennies	100-69
2/1/92	A*	Jennies	70-55
2/19/92	H*	Jennies	72-63
1/30/93	H*	Jennies	58-43
2/17/93	A*	Jennies</	



Table of game results for MWSU and NWMSU opponents from 1/16/08 to 1/21/23.

Newman Jennies lead 5-0

Table of game results for Newman opponents from 11/21/14 to 12/3/22.

University of Nebraska-Kearney Jennies lead 13-3

Table of game results for University of Nebraska-Kearney opponents from 1/16/13 to 2/9/23.

Northeastern State Jennies lead 13-0

Table of game results for Northeastern State opponents from 1/9/13 to 2/25/23.

Northwest Missouri State University Jennies lead 77-26

Table of game results for Northwest Missouri State University opponents from 2/27/72 to 2/21/75.

Main table of game results for NWMSU opponents from 1/29/76 to 1/15/18.

Table of game results for Jennies opponents from 2/13/19 to 1/19/23.

Pittsburg State University Jennies lead 40-25

Table of game results for Pittsburg State University opponents from 2/24/90 to 2/23/23.

Table of game results for Washburn University opponents from 1/17/90 to 2/18/23.

*MIAA game. †MIAA Postseason Tournament game. ‡AIAW/NCAA regional tournament game.

Rogers State Jennies Lead 6-1

Table of game results for Rogers State opponents from 12/5/73 to 2/23/23.



MIAA Opponents	Location	Overall	Home	Away	Neut.	Postseason*	First Met	Last Met
Central Oklahoma University of	Edmond, Okla.	15-3	6-0	5-3	4-0	2-0	1982-83	2022-23
Emporia State University	Emporia, Kan.	41-42	25-13	14-21	3-8	3-11	1974-75	2022-23
Fort Hays State University	Hays, Kan.	22-17	13-5	3-10	7-1	8-2	1993-94	2022-23
Lincoln University	Jefferson City, Mo.	65-3	34-2	31-1	0-0	2-0	1982-83	2022-23
Missouri Southern State University	Joplin, Mo.	48-26	24-9	21-15	2-2	3-3	1981-82	2022-23
Missouri Western State University	St. Joseph, Mo.	43-34	27-10	15-22	1-2	3-6	1983-84	2022-23
Newman	Wichita, Kan.	5-0	2-0	4-0	0-0	0-0	2014-15	2022-23
University of Nebraska-Kearney	Kearney, Neb.	13-3	8-1	5-2	0-0	1-0	2012-13	2022-23
Northeastern State University	Tahlequah, Okla.	13-0	5-0	7-0	1-0	1-0	2012-13	2022-23
Northwest Missouri State University	Maryville, Mo.	77-26	47-7	28-16	2-3	8-1	1971-72	2022-23
Pittsburg State University	Pittsburg, Kan.	40-25	25-7	14-16	1-2	4-4	1989-99	2022-23
Rogers State University (formerly Claremore Junior College)	Claremore, Okla.	6-1	3-0	3-1	0-0	0-0	1973-74	2022-23
Washburn University	Topeka, Kan.	28-43	15-16	12-22	2-4	3-8	1989-90	2022-23
Totals		394-221	224-68	149-129	24-24	35-34		
Win-Loss Percentages		.641	.767	.536	.500	.507		
All Other Opponents	Location	Overall	Home	Away	Neut.	Postseason*	First Met	Last Met
Abilene Christian University	Abilene, Tex.	4-0	4-0	0-0	0-0	1-0	1984-85	1988-89
Academy of Art	San Francisco, Calif.	1-0	0-0	0-0	1-0	0-0	2012-13	2012-13
Alaska-Fairbanks, University of;	Fairbanks, Alaska	1-0	0-0	0-0	1-0	0-0	1997-98	1997-98
Angelo State	San Angelo, Tex.	1-1	0-0	0-0	1-1	1-0	2003-04	2005-06
Arkansas-Fort Smith	Fort Smith, Ark.	2-1	0-1	0-0	2-0	0-0	2016-17	2018-19
Arkansas-Little Rock, University of	Little Rock, Ark.	2-0	1-0	0-0	1-0	0-0	1983-84	1987-88
Arkansas-Pine Bluff, University of	Pine Bluff, Ark.	1-0	1-0	0-0	0-0	0-0	1988-89	1988-89
Arkansas Tech University	Russellville, Ark.	4-1	1-1	2-1	1-0	0-0	2004-05	2013-14
Ashland	Ashland, Ohio	1-0	0-0	0-0	1-0	1-0	2017-18	2017-18
Augustana	Sioux Falls, S.D.	1-0	0-0	1-0	0-0	1-0	2017-18	2017-18
Avila College	Kansas City, Mo.	4-0	3-0	0-0	0-0	0-0	1991-92	2019-20
Barry University	Miami Shores, Fla.	3-1	0-0	3-0	0-1	0-0	1991-92	2016-17
Bellarmine University	Louisville, Ky.	1-0	0-0	0-0	1-0	0-0	2007-08	2007-08
Bellevue University	Bellevue, Neb.	1-0	1-0	0-0	0-0	0-0	2021-22	2021-22
Belmont Abbey College	Belmont, N.C.	1-0	0-0	0-0	1-0	1-0	2020-21	2020-21
Belmont University	Nashville, Tenn.	1-0	0-0	0-0	1-0	0-0	1979-80	1979-80
Bemidji State University	Bemidji, Minn.	1-0	0-0	0-0	1-0	0-0	1999-00	1999-00
Benedictine College	Atchison, Kan.	2-0	2-0	0-0	0-0	0-0	1995-96	2011-12
Bentley College	Waltham, Mass.	0-1	0-0	0-0	0-1	0-0	1988-89	1988-89
Butler University	Indianapolis, Ind.	1-0	1-0	0-0	0-0	0-0	1983-84	1983-84
California Polytechnic State University-Pomona	Pomona, Calif.	1-3	0-0	0-1	1-2	0-1	1984-85	1994-95
California State University-Chico	Chico, Calif.	1-0	0-0	0-0	1-0	0-0	1993-94	1993-94
California State University-Dominguez Hills	Carson, Calif.	1-0	0-0	1-0	0-0	0-0	1985-86	1985-86
California State University-East Bay	Hayward, Calif.	1-0	0-0	1-0	0-0	0-0	1998-99	1998-99
California State University-Los Angeles	Los Angeles, Calif.	1-0	0-0	0-0	1-0	0-0	1992-93	1992-93
Cameron University	Lawton, Okla.	3-2	1-0	0-0	2-2	0-0	1995-96	2007-08
Central Arkansas, University of	Conway, Ark.	1-1	0-1	0-0	1-0	0-0	1986-87	2003-04
Central College	Pella, Iowa	1-0	1-0	0-0	0-0	0-0	1992-93	1992-93
Central Methodist College	Fayette, Mo.	3-0	3-0	0-0	0-0	0-0	1970-71	2005-06
Central Washington University	Ellensburg, Wash.	1-0	0-0	0-0	1-0	0-0	1993-94	1993-94
Chapman University	Orange, Calif.	1-0	1-0	0-0	0-0	1-0	1983-84	1983-84
Clemson University	Clemson, S.C.	1-0	0-0	0-0	1-0	0-0	1976-77	1976-77
Coe College	Cedar Rapids, Iowa	1-0	1-0	0-0	0-0	0-0	1997-98	1997-98
Columbus State University	Columbus, Ga.	0-1	0-0	0-0	0-1	0-0	2001-02	2001-02
Concordia-St. Paul University	St. Paul, Minn.	0-2	0-1	0-0	0-1	0-1	2013-14	2016-17
Cottey College	Nevada, Mo.	4-0	2-0	2-0	0-0	0-0	1973-74	1974-75
Creighton University	Omaha, Neb.	1-1	1-0	0-1	0-0	0-0	1983-84	1984-85
Culver-Stockton College	Canton, Mo.	1-0	1-0	0-0	0-0	0-0	1987-88	1987-88
Delta State University	Cleveland, Miss.	0-3	0-0	0-1	0-2	0-0	1974-75	1991-92
Denver, University of	Denver, Colo.	1-0	1-0	0-0	0-0	0-0	1991-92	1991-92
DePaul University	Chicago, Ill.	1-0	0-0	0-0	1-0	0-0	1979-80	1979-80
Dixie State College of Utah	St. George, Utah	1-0	0-0	0-0	1-0	0-0	2012-13	2012-13
Dominican College	Orangeburg, N.Y.	1-0	0-0	0-0	1-0	0-0	2008-09	2008-09
Drake University	Des Moines, Iowa	0-1	0-0	0-0	0-1	0-1	1978-79	1978-79
Drury University	Springfield, Mo.	2-6	0-2	1-3	1-1	0-0	2000-01	2021-22
East Central University	Ada, Okla.	3-0	1-0	0-0	2-0	0-0	1982-83	2011-12
East Tennessee State University	Johnson City, Tenn.	1-0	1-0	0-0	0-0	0-0	1980-81	1980-81
Eastern Illinois University	Charleston, Ill.	2-0	1-0	1-0	0-0	0-0	1981-82	1982-83
Eastern Kentucky University	Richmond, Ky.	1-1	0-0	0-0	1-1	0-0	1976-77	1976-77
Embry-Riddle	Daytona Beach, Fla.	1-0	0-0	1-0	0-0	0-0	2016-17	2016-17
Evangel University	Springfield, Mo.	16-0	14-0	2-0	0-0	0-0	1970-71	2022-23
Ferris State	Big Rapids, Mich.	1-0	0-0	0-0	1-0	0-0	2016-17	2016-17
Flairs AAU Team		1-0	1-0	0-0	0-0	0-0	1975-76	1975-76
Florida Atlantic University	Boca Raton, Fla.	0-1	0-0	0-1	0-0	0-0	1987-88	1987-88
Florida Southern College	Lakeland, Fla.	0-1	0-0	0-0	0-1	0-0	1998-99	1998-99
Florida State University	Tallahassee, Fla.	1-0	0-0	0-0	1-0	0-0	1980-81	1980-81
Florida Tech University	Winter Park, Fla.	1-0	0-0	0-0	1-0	0-0	2013-14	2013-14
Fort Valley State University	Fort Valley, Ga.	2-0	0-0	0-0	2-0	0-0	1991-92	2001-02
Friends University	Wichita, Kan.	3-0	3-0	0-0	0-0	0-0	1995-96	1999-00
Gannon University	Erie, Pa.	1-0	0-0	0-0	1-0	0-0	1991-92	1991-92
Graceland College	Lamoni, Iowa	7-0	6-0	1-0	0-0	0-0	1970-71	2009-10
Grand Canyon University	Phoenix, Ariz.	2-0	1-0	1-0	0-0	0-0	1997-98	1999-00
Grand View College	Des Moines, Iowa	1-3	1-1	0-2	0-0	0-0	1973-74	1976-77
Hannibal-LaGrange University	LaGrange, Mo.	1-0	1-0	0-0	0-0	0-0	2004-05	2004-05
Harding University	Searcy, Ark.	2-2	1-0	0-2	1-0	0-1	2012-13	2018-19
Harris-Stowe State College	St. Louis, Mo.	3-0	3-0	0-0	0-0	0-0	1996-97	2017-18
Haskell Indian Nations University (formerly Haskell J.C.)	Lawrence, Kan.	1-0	1-0	0-0	0-0	0-0	1971-72	1971-72
Illinois State University	Normal, Ill.	3-0	1-0	2-0	0-0	0-0	1975-76	1979-80
Incarinate Word, University of	San Antonio, Tex.	0-1	0-0	0-0	0-1	0-0	2003-04	2003-04
Indiana University	Bloomington, Ind.	3-0	0-0	1-0	2-0	0-0	1976-77	1982-83



All Other Opponents	Location	Overall	Home	Away	Neut.	Postseason*	First Met	Last Met
Indiana Univ./Purdue Univ.-Fort Wayne	Fort Wayne, Ind.	1-1	0-1	1-0	0-0	0-0	1988-89	1990-91
Indianapolis, University of	Indianapolis, Ind.	0-1	0-0	0-1	0-0	0-0	2002-03	2002-03
Iowa, University of	Iowa City, Iowa	6-1	4-0	2-1	0-0	0-0	1972-73	1981-82
Iowa State University	Ames, Iowa	7-3	4-1	3-1	0-1	0-0	1974-75	1984-85
Iowa Wesleyan College	Mt. Pleasant, Iowa	3-0	2-0	0-0	1-0	0-0	1971-72	1998-99
Johnson County Community College	Overland Park, Kan.	2-0	1-0	1-0	0-0	0-0	1980-81	1981-82
Johnson and Wales	Miami, Fla.	1-0	0-0	0-0	1-0	0-0	2016-17	2016-17
Kansas, University of	Lawrence, Kan.	9-6	5-2	4-3	0-1	0-1	1970-71	1986-87
Kansas State University	Manhattan, Kan.	17-13	4-3	1-8	2-2	2-1	1971-72	1988-89
Kentucky, University of	Lexington, Ky.	0-1	0-0	0-0	0-1	0-0	1976-77	1976-77
Lewis University	Romeoville, Ill.	2-0	1-0	1-0	0-0	0-0	2011-12	2012-13
Lindenwood University	St. Charles, Mo.	18-4	8-2	8-1	2-1	3-0	1992-93	2018-19
Lindenwood University-Belleville	Belleville, Ill.	1-0	1-0	0-0	0-0	0-0	2010-11	2010-11
Lock Haven University	Lock Haven, Penn.	1-0	0-0	0-0	1-0	0-0	1988-89	1988-89
Louisiana Tech University	Ruston, La.	0-1	0-0	0-0	0-1	0-0	1978-79	1978-79
Lubbock Christian	Lubbock, Texas	2-1	0-0	0-0	2-1	1-1	2017-18	2020-21
Luther College	Decorah, Iowa	2-0	0-0	0-0	2-0	0-0	1973-74	1975-76
Lyon College	Batesville, Ark.	2-0	1-0	1-0	0-0	0-0	1996-97	1996-97
Mary	Bismarck, N.D.	1-0	0-0	0-0	1-0	0-0	2017-18	2017-18
Marycrest Internat'l Univ. (formerly Teikyo Marycrest)	Davenport, Iowa	1-0	1-0	0-0	0-0	0-0	1995-96	1995-96
Memphis, University of (formerly Memphis State U.)	Memphis, Tenn.	1-2	0-1	0-0	1-1	0-0	1974-75	1978-79
Mercer University	Macon, Ga.	1-1	0-0	0-0	1-1	1-0	1980-81	1984-85
Mesa State University	Grand Junction, Colo.	1-1	0-0	0-1	1-0	0-0	2002-03	2005-06
Metropolitan State College	Denver, Colo.	1-0	0-0	1-0	0-0	0-0	2000-01	2000-01
Michigan State University	East Lansing, Mich.	0-1	0-0	0-0	0-1	0-0	1986-87	1986-87
MidAmerica Nazarene University	Olathe, Kan.	1-0	1-0	0-0	0-0	0-0	1994-95	1994-95
Middle Tennessee State University	Murfreesboro, Tenn.	1-0	0-0	0-0	1-0	0-0	1979-80	1979-80
Midland Lutheran College	Fremont, Neb.	1-0	0-0	0-0	1-0	1-0	1971-72	1971-72
Midwestern State University	Wichita Falls, Texas	2-0	0-0	2-0	0-0	0-0	2004-05	2011-12
Minnesota, University of	Minneapolis, Minn.	0-1	0-1	0-0	0-0	0-1	1981-82	1981-82
Minnesota-Duluth, University of	Duluth, Minn.	1-1	0-1	0-0	1-0	0-1	1985-86	2009-10
Minnesota State University-Mankato (formerly Mankato St.)	Mankato, Minn.	1-4	1-0	0-1	0-3	0-1	1985-86	2022-23
Minnesota State University-Moorhead	Moorhead, Minn.	4-3	1-0	1-0	2-3	2-0	1992-93	2022-23
Minot State	Minot, N.D.	1-0	1-0	0-0	0-0	0-0	2016-17	2016-17
Mississippi, University of;	Oxford, Miss.	1-1	0-0	0-1	1-0	0-0	1977-78	1983-84
Mississippi State University	Starkville, Miss.	1-0	0-0	0-0	1-0	0-0	1978-79	1978-79
Mississippi University for Women	Columbus, Miss.	1-0	0-0	1-0	0-0	0-0	1979-80	1979-80
Missouri, University of	Columbia, Mo.	14-12	9-3	3-7	2-2	4-3	1970-71	1987-88
Missouri Baptist University	St. Louis, Mo.	2-0	2-0	0-0	0-0	0-0	1990-91	1995-96
Missouri-Kansas City, University of	Kansas City, Mo.	0-1	0-0	0-1	0-0	0-0	2008-09	2008-09
Missouri-St. Louis, University of	St. Louis, Mo.	30-1	14-0	15-0	1-1	2-1	1974-75	2003-04
Missouri State University (Formerly Southwest Mo. St.)	Springfield, Mo.	15-8	9-2	3-6	3-0	5-1	1970-71	1982-83
Missouri University of Science & Technology	Rolla, Mo.	37-4	20-1	17-2	0-1	3-0	1982-83	2014-15
Missouri Valley College	Marshall, Mo.	5-0	5-0	0-0	0-0	0-0	1986-87	2003-04
Moberly Area Community College	Moberly, Mo.	1-0	0-0	1-0	0-0	0-0	1981-82	1981-82
Morningside College	Sioux City, Iowa	2-0	1-0	1-0	0-0	0-0	1999-00	2000-01
Montana State University-Billings	Billings, Mont.	0-1	0-0	0-0	0-1	0-0	1994-95	1994-95
Morehead State University	Morehead, Ky.	1-0	1-0	0-0	0-0	0-0	1980-81	1980-81
National College of Education	Evanston, Ill.	3-0	2-0	1-0	0-0	0-0	1980-81	1989-90
Nebraska, University of	Lincoln, Neb.	3-5	2-1	1-4	0-0	0-0	1975-76	1983-84
Nebraska-Omaha, University of	Omaha, Neb.	15-8	7-3	5-5	3-0	1-0	1976-77	2010-11
North Carolina-Greensboro, University of	Greensboro, N.C.	1-0	0-0	0-0	1-0	0-0	1982-83	1982-83
North Dakota State University	Fargo, N.D.	1-1	1-0	0-1	0-0	0-1	1984-85	1985-86
North Iowa Area Community College	Mason City, Iowa	0-1	0-0	0-1	0-0	0-0	1974-75	1974-75
Northeastern Illinois University	Chicago, Ill.	2-0	1-0	1-0	0-0	0-0	1985-86	1988-89
Northern Colorado, University of	Greeley, Colo.	4-0	2-0	2-0	0-0	0-0	1978-79	1987-88
Northern Iowa, University of	Cedar Falls, Iowa	4-2	2-0	1-1	1-1	1-0	1972-73	1989-90
Northern Kentucky University	Highland Heights, Ky.	3-1	1-0	0-1	2-0	1-0	1978-79	1984-85
Northern Michigan University	Marquette, Mich.	1-0	0-0	0-0	1-0	0-0	1989-90	1989-90
Northern State University	Aberdeen, S.D.	5-0	1-0	2-0	2-0	1-0	2013-14	2022-23
Northwest Nazarene	Nampa, Idaho	0-1	0-0	0-0	0-1	0-0	2015-16	2015-16
Northwestern Oklahoma State University	Alva, Okla.	0-1	0-0	0-0	0-1	0-0	1987-88	1987-88
Nova Southeastern	Fort Lauderdale, Fla.	2-0	0-0	1-0	1-0	0-0	2006-07	2009-10
Oakland City University	Oakland City, Penn.	1-0	1-0	0-0	0-0	0-1	2003-04	2003-04
Oakland University	Rochester, Mich.	1-1	0-1	0-0	1-0	0-0	1984-85	1989-90
Ohio State University	Columbus, Ohio	0-1	0-1	0-0	0-0	0-0	1980-81	1980-81
Oklahoma, University of	Norman, Okla.	1-0	0-0	1-0	0-0	0-0	1990-91	1990-91
Oklahoma Christian University	Oklahoma City, Okla.	1-0	1-0	0-0	0-0	0-0	1987-88	1987-88
Oklahoma City University	Oklahoma City, Okla.	1-0	1-0	0-0	0-0	0-0	1981-82	1981-82
Oral Roberts University	Tulsa, Okla.	3-0	3-0	0-0	0-0	0-0	1981-82	1990-91
Ottawa University	Ottawa, Kan.	1-0	1-0	0-0	0-0	0-0	1997-98	1997-98
Quachita Baptist	Arkadelphia, Ark.	1-0	0-0	0-0	1-0	0-0	2006-07	2006-07
Overland Steel AAU Team		1-0	1-0	0-0	0-0	0-0	1972-73	1972-73
Ozarks, College of the	Point Lookout, Mo.	2-0	2-0	0-0	0-0	0-0	1984-85	1985-86
Palm Beach Atlantic University	West Palm Beach, Fla.	1-0	0-0	1-0	0-0	0-0	2008-09	2008-09
Park College	Parkville, Mo.	1-0	1-0	0-0	0-0	0-0	1994-95	1994-95
Phillips University	Enid, Okla.	1-0	1-0	0-0	0-0	0-0	1989-90	1989-90
Pittsburgh, University of	Pittsburgh, Penn.	1-0	0-0	0-0	1-0	0-0	1977-78	1977-78
Quincy University	Quincy, Ill.	9-3	6-0	3-2	0-1	0-0	1989-90	2015-16
Rockhurst University	Kansas City, Mo.	11-2	5-1	5-1	1-0	0-0	1984-85	2018-19
Rollins College	Winter Park, Fla.	2-0	0-0	2-0	0-0	0-0	1996-97	2013-14
Rutgers University	New Brunswick, N.J.	0-1	0-0	0-1	0-0	0-1	1979-80	1979-80
St. Anselm College	Manchester, N.H.	1-0	0-0	0-0	1-0	0-0	1987-88	1987-88
St. Cloud State University	St. Cloud, Minn.	6-0	3-0	2-0	1-0	3-0	1976-77	2020-21
St. Joseph's College	Rensselaer, Ind.	0-1	0-0	0-1	0-0	0-0	2002-03	2002-03
St. Louis University	St. Louis, Mo.	*8-0	4-0	3-0	1-0	1-0	1975-76	1980-81
St. Mary's University	San Antonio, Texas	2-2	2-0	0-2	0-0	0-0	2006-07	2018-19
St. Thomas Aquinas College	Sparkill, N.Y.	1-0	0-0	0-0	1-0	0-0	2004-05	2004-05



All Other Opponents	Location	Overall	Home	Away	Neut.	Postseason*	First Met	Last Met
San Francisco State University	San Francisco, Calif.	0-1	0-0	0-1	0-0	0-0	1998-99	1998-99
Simpson College	Indianola, Iowa	4-0	1-0	2-0	1-0	0-0	1976-77	1979-80
South Carolina-Aiken	Aiken, S.C.	1-0	0-0	0-0	1-0	0-0	2014-15	2014-15
South Dakota, University of	Vermillion, S.D.	4-0	3-0	1-0	0-0	0-0	1982-83	1994-95
South Dakota State University	Brookings, S.D.	1-1	1-0	0-0	0-1	0-1	1971-72	1988-89
Southeast Missouri State University	Cape Girardeau, Mo.	28-7	17-2	11-5	0-0	8-3	1970-71	1990-91
Southern Colorado, University of	Pueblo, Colo.	1-0	0-0	0-0	1-0	0-0	1999-00	1999-00
Southern Illinois University-Carbondale	Carbondale, Ill.	3-2	2-0	1-1	0-1	0-0	1976-77	1980-81
Southern Illinois University-Edwardsville	Edwardsville, Ill.	9-4	5-3	3-1	1-0	0-0	1981-82	2007-08
Southern Indiana, University of	Evansville, Ind.	2-3	2-0	0-2	0-1	0-0	1993-94	2019-20
Southern Nazarene	Bethany, Okla.	1-0	0-0	0-0	1-0	0-0	2018-19	2018-19
Southwest Baptist University	Bolivar, Mo.	58-13	28-6	28-6	2-1	2-2	1970-71	2018-19
Southwestern Oklahoma State University	Weatherford, Okla.	1-3	0-0	0-0	1-3	0-2	1987-88	2021-22
Stephen F. Austin University	Nacogdoches, Texas	0-3	0-0	0-0	0-3	0-0	1976-77	1979-80
Stephens College	Columbia, Mo.	2-0	1-0	1-0	0-0	0-0	1970-71	1971-72
Tampa, University of	Tampa, Fla.	1-0	0-0	1-0	0-0	0-0	1987-88	1987-88
Tarkio College	Tarkio, Mo.	3-1	0-1	2-0	1-0	0-0	1975-76	1978-79
Temple Junior College	Temple, Texas	1-1	1-1	0-0	0-0	0-0	1977-78	1979-80
Tennessee-Martin, University of	Martin, Tenn.	2-0	0-0	0-0	2-0	0-0	1974-75	1976-77
Tennessee Tech University	Cookeville, Tenn.	0-1	0-0	0-0	0-1	0-0	1977-78	1977-78
Texas, University of	Austin, Texas	0-1	0-0	0-1	0-0	0-1	1981-82	1981-82
Texas A&M University-Commerce	Commerce, Texas	0-1	0-0	0-0	0-1	0-0	2005-06	2005-06
Texas A&M University-Kingsville (formerly Texas A&I)	Kingsville, Texas	5-1	1-0	1-1	3-0	0-0	1984-85	2010-11
Texas A&M International University	Laredo, Texas	1-0	0-0	0-0	1-0	0-0	2008-09	2008-09
Texas-Pan American, Univ. of (formerly Pan American U.)	Edinberg, Texas	1-0	0-0	0-0	1-0	0-0	1984-85	1984-85
Texas Southern University	Houston, Texas	1-0	0-0	0-0	1-0	0-0	1984-85	1984-85
Texas Woman's University	Denton, Texas	1-1	0-0	0-0	1-1	0-0	1977-78	2004-05
Truman State University	Kirksville, Mo.	60-10	32-4	26-6	2-0	0-0	1971-72	2019-20
Union University	Jackson, Tenn.	3-1	1-0	0-1	2-0	1-0	1990-91	2021-22
Upper Iowa University	Fayette, Iowa	1-0	1-0	0-0	0-0	0-0	2004-05	2004-05
Ursinus College	Collegeville, Penn.	1-0	0-0	0-0	1-0	0-0	1990-91	1990-91
Utah, University of	Salt Lake City, Utah	1-0	0-0	0-0	1-0	0-0	1978-79	1978-79
Valdosta State University	Valdosta, Ga.	2-0	0-0	0-0	2-0	1-0	1980-81	1983-84
Valley City State University	Valley City, N.D.	1-0	1-0	0-0	0-0	1-0	1972-73	1972-73
Valparaiso University	Valparaiso, Ind.	1-0	1-0	0-0	0-0	0-0	1979-80	1979-80
Virginia Union University	Richmond, Va.	1-1	0-0	0-0	1-1	1-1	1982-83	1983-84
Wayne State College	Wayne, Neb.	3-0	2-0	1-0	0-0	0-0	1997-98	2003-04
Webster University	Webster Groves, Mo.	1-0	1-0	0-0	0-0	0-0	2012-13	2012-13
West Florida, University of	Pensacola, Fla.	2-0	0-0	1-0	1-0	0-0	2000-01	2014-15
West Texas A&M Univ. (formerly West Texas State)	Canyon, Texas	3-4	2-1	1-1	0-2	1-0	1986-87	2021-22
West Virginia Wesleyan College	Buckhannon, W.V.	1-0	0-0	0-0	1-0	0-0	1994-95	1994-95
Western Carolina University	Cullowhee, N.C.	1-0	0-0	0-0	1-0	0-0	1974-75	1974-75
Western Illinois University	Macomb, Ill.	3-0	2-0	1-0	0-0	0-0	1981-82	1983-84
Western Michigan University	Kalamazoo, Mich.	0-1	0-0	0-0	0-1	0-0	1980-81	1980-81
Western State College of Colorado	Gunnison, Colo.	3-0	0-0	0-0	3-0	0-0	1986-87	2002-03
Westmar University	LeMars, Iowa	0-1	0-0	0-1	0-0	0-0	1973-74	1973-74
Westminster (Utah)	Salt Lake City, Utah	1-0	1-0	0-0	0-0	0-0	2018-19	2018-19
Wichita State University	Wichita, Kan.	5-1	3-0	2-1	0-0	0-0	1976-77	1981-82
William Jewell College	Liberty, Mo.	13-0	13-0	0-0	0-0	0-0	1972-73	2022-23
William Penn University	Oskaloosa, Iowa	2-2	2-0	0-0	0-2	0-0	1975-76	2002-03
William Woods University	Fulton, Mo.	7-0	6-0	1-0	0-0	0-0	1979-80	1999-00
Winona State University	Winona, Minn.	1-0	1-0	0-0	0-0	0-0	2004-05	2004-05
Wisconsin, University of	Madison, Wisc.	0-1	0-1	0-0	0-0	0-0	1980-81	1980-81
Wisconsin-Green Bay, University of	Green Bay, Wisc.	1-0	1-0	0-0	0-0	0-0	1982-83	1982-83
Wisconsin-LaCrosse, University of	LaCrosse, Wisc.	2-1	0-0	0-0	2-1	0-0	1975-76	1979-80
Wisconsin-Parkside, University of	Kenosha, Wisc.	1-0	0-0	1-0	0-0	0-0	1988-89	1988-89
Wyoming, University of; Laramie	Laramie, Wyo.	1-0	0-0	0-0	1-0	0-0	1983-84	1983-84

Series Record by Conference		NAIA	
Division II		Other	
California Collegiate 5-4 (.556)	Peach Belt 1-1 (.500)	Centennial 1-0 (1.000)	American Midwest 16-0 (1.000)
Central Atlantic 1-0 (1.000)	Pennsylvania State 1-0 (1.000)	Iowa Intercollegiate 8-0 (1.000)	Dakota 1-0 (1.000)
Central Intercollegiate 1-1 (.500)	Rocky Mountain 5-0 (1.000)	SIAC 1-0 (1.000)	Great Plains 3-0 (1.000)
Conference Carolinas 1-0 (1.000)	Sunshine State 9-2 (.818)	Wisconsin Intercollegiate 2-1 (.667)	Heart of America 38-0 (1.000)
East Coast 1-0 (1.000)	Southern Intercollegiate 2-0 (1.000)		Kansas Collegiate 5-0 (1.000)
Great American 7-3 (.700)	West Virginia Intercollegiate 1-0 (1.000)		Midlands Collegiate 3-0 (1.000)
Great Lakes Intercollegiate 3-0 (1.000)			Midwest Collegiate 6-5 (0.571)
Great Lakes Valley 106-21 (.835)	Division I		NorthStar Athletic Assoc. 1-0 (1.000)
Great Northwest 2-2 (.500)	Atlantic Coast 2-0 (1.000)		Sooner 3-2 (0.600)
Gulf South 6-4 (.600)	Atlantic Sun 3-1 (.750)		Sun 1-0 (1.000)
Heartland 9-2 (.818)	Atlantic 10 8-0 (1.000)		TranSouth 3-0 (1.000)
Lone Star 22-12 (.647)	Big 12 48-35 (.578)		
MIAA 507-234 (.684)	Big East 2-1 (.667)		
Northern Sun 26-8 (.765)	Big Sky 4-0 (1.000)		
Northeast-10 1-1 (.500)	Big Ten 12-10 (.545)		
Pacific West 4-0 (1.000)	Conference USA 1-2 (.333)		
	Great West 2-1 (.667)		
	Horizon League 3-0 (1.000)		
		Division III	
		Wisconsin Intercollegiate 2-1 (.667)	



Individual Records

Most Points

Game: 50, Megan Skaggs vs. Evangel, 12-17-19
Season: 676, Tammy Wilson, 1988-89
Career: 2,104, Tammy Wilson, 1985-89

Highest Scoring Average

Season: 24.6, Rachel Matakas, 1994-95 (664 in 27)
Career: 20.0, Lashonda Albert, 1996-98 (1,020 in 51)

Most Field Goals

Game: 19, Rachel Matakas vs. Lindenwood, 11-21-94
Season: 264, Rachel Matakas, 1994-95
Career: 878, Carla Eades, 1980-84

Most Field-Goal Attempts

Game: 28, Barb Sorensen vs. Truman, 1-24-90
Season: 536, Barb Sorensen, 1988-89
Career: 1,817, Carla Eades, 1980-84

Highest Field-Goal Percentage

Game (Best perfect game): 100%, Tracie Morris vs. Delta State, 12-6-91 (11 of 11)
Season: .627, Tammy Wilson, 1987-88 (208 of 332)
Career: .593, Tammy Wilson, 1985-89 (835 of 1408)

Most Three-Point Field Goals

Game: 12, Taylor Hanson vs. Benedictine (Kan.), 11-28-11
Season: 92, Jessica Burkholder, 1996-97
Career: 242, Jena Shackelford, 2000-04

Most Three-Point Field-Goal Attempts

Game: 18, Taylor Hanson vs. Benedictine (Kan.), 11-28-11
Season: 242, Jessica Burkholder, 1996-97
Career: 666, Lori Nichols, 1998-02

Highest Three-Point Field-Goal Percentage

Game (Best perfect game): 100%, Jessica Burkholder vs. Missouri Southern, 1-10-98 (5 of 5); 100%, BreAnna Lewis at Pittsburg State, 1-9-14 (5 of 5).
Season: .462, Megan Skaggs, 2018-19 (49 of 106)
Career: .427, Bertha Paschal, 1995-96 (53 of 124)

Most Free Throws

Game: 18, Molly Knobbe vs. Columbus State, 11-9-01
Season: 198, Keuna Flax, 2013-14
Career: 471, Lindsey Maple, 2004-08

Most Free-Throw Attempts

Game: 21, Keuna Flax at Southwest Baptist, 2-22-14
Season: 271, Keuna Flax, 2013-14
Career: 600, Tammy Wilson, 1985-89

Highest Free-Throw Percentage

Game (Best perfect game): 100%, Lindsey Maple vs. Northwest Missouri, 1-20-07 (14 of 14)
Season: .917, Molly Knobbe, 2001-02 (132 of 144)
Career: .859, Lindsey Maple, 2004-08 (471 of 548)

Most Rebounds

Game: 25, Rachel Matakas vs. Missouri-St. Louis, 2-8-95
Season: 374, Rachel Matakas, 1994-95
Career: 1,205, Tammy Wilson, 1985-89

Highest Rebounding Average

Season: 13.9, Rachel Matakas, 1994-95 (374 in 27)
Career: 10.6, Rachel Matakas, 1993-96 (855 in 81)

Most Assists

Game: 14, Cathy Hagenbaumer vs. Northwest Mo., 3-2-89 & Shelley Lauber vs. Washburn, 1-17-90
Season: 218, Cathy Hagenbaumer, 1988-89
Career: 642, Cathy Hagenbaumer, 1986-90

Most Steals

Game: 12, Gina Blanks vs. Truman State, 1-22-92
Season: 106, Gina Blanks, 1991-92
Career: 346, Gina Blanks, 1989-93

Most Blocked Shots

Game: 11, Kendra Banzet vs. Truman, 2-26-94
Season: 88, Kendra Banzet, 1994-95
Career: 220, Kendra Banzet, 1991-95

Most Personal Fouls

Season: 105, Revonnia Howard, 2013-14
Career: 377, Robin Williams, 1986-90

Most Disqualifications

Season: 8, Marilyn Carlson, 1975-76;
Candy Rangler, 1976-77;
Robin Williams, 1986-87;
Nicole Cassmeyer, 2001-02
Career: 19, Marilyn Carlson, 1973-77

Most Games Played

Season: 34, Karen Chalupny, Cathy Hagenbaumer, Jo Munson, Barb Sorensen, Robin Williams & Tammy Wilson, all 1988-89
Career: 127, Robin Williams, 1986-90;
Megan Skaggs, (2016-20)
Consecutive: 127, Megan Skaggs, (2016-20)

Team Records

Most Points

Jennies (game): 116 vs. Cottey College (26), 11-30-73
Opp. (game): 112 by Northwest Missouri (2OT), 1-25-84
Non-OT: 104 by Delta State, 12-20-74
Season: 2,758, 1988-89

Least Points

Jennies (game): 35 vs. Southwest Baptist (54), 2-28-96
Opp. (game): 16 by Southeast Missouri, 1-12-76
Season: 834, 1970-71

Most Field Goals Made

Game: 52 vs. Cottey College, 11-30-73
Season: 1,081, 1988-89

Least Field Goals Made

Game: 10 vs. Kansas State, 3-9-73
Season: 348, 1970-71

Most Field-Goal Attempts

Game: 105 vs. Cottey College, 1-11-75
Season: 2,283, 1979-80

Fewest Field-Goal Attempts

Game: 35 vs. West Texas A&M, 3-10-87; ESU, 2-10-99
Season: 1,496, 1998-99

Highest Field-Goal Percentage

Game: .651 vs. Northwest Missouri, 3-12-82 (43 of 66)
Season: .496, 1983-84 (1,052 of 2,119)

Lowest Field-Goal Percentage

Game: .233 vs. Pittsburg State, 1-2-02 (14 of 60)
Season: .395, 1974-75 (618 of 1,565)

Most Three-Point Field Goals Made

Game: 20 vs. Benedictine (Kan.), 11-28-11
Season: 267, 2018-19

Most Three-Point Field-Goal Attempts

Game: 43 vs. Graceland, 11-18-08
Season: 777, 2018-19

Highest Three-Point Field-Goal Percentage

Game (Best perfect game): 100% vs. SIU-Edwardsville, 1-25-93 (3 of 3)
Season: .383, 2005-06 (224 of 585)

Most Free Throws Made

Game: 46 vs. Northwest Missouri, 2-8-89
Season: 556, 1988-89

Fewest Free Throws Made

Game: 1, vs. Lincoln, 1-16-16; at Rogers State 1-23-20
Season: 138, 1970-71

Most Free-Throw Attempts

Game: 57 vs. Northwest Missouri, 2-8-89
Season: 787, 1988-89

Fewest Free-Throw Attempts

Game: 2 vs. Illinois State, 1-12-80; Kansas State, 12-18-81; Nebraska-Omaha, 12-10-83
Season: 284, 1970-71 (one game not available)

Highest Free-Throw Percentage

Game (Best perfect game): 100% vs. Lindenwood, 1-19-19 (17 of 17)
Season: .781, 2001-02 (527 of 675)

Lowest Free-Throw Percentage

Game: .200 vs. Missouri-Rolla, 1-20-90 (2 of 10)
Season: .486, 1970-71 (138 of 284)

Most Rebounds

Game: 71 vs. Tarkio College, 2-2-79
Season: 1,470, 1988-89

Fewest Rebounds

Game: 18 at Northeastern State, 1-25-20
Season: 840, 1974-75

Most Steals

Game: 31 vs. Cottey, 12-7-74 & Valparaiso, 1-10-80
Season: 442, 1988-89

Most Fouls

Game: 35 vs. Luther College, 1-30-76
Season: 621, 1976-77

Fewest Fouls

Game: 5 at Missouri Western, 2-16-19
Season: 220, 1970-71 (one game not available)

Most Disqualifications

Game: 6 vs. Southwest Baptist, 1-28-95
Season: 24, 1974-75; 1977-78

Season Scoring Average

Highest: 82.4, 1985-86 (2,389 in 29)
Lowest: 55.6, 1970-71 (834 in 15)

Season Rebound Average

Highest: 47.1, 1993-94 (1,272 in 27)
Lowest: 32.2, 1997-98 (934 in 29)

Largest Winning Margin

Game: 91 vs. SE Missouri, 1-12-76 (107-16)

Largest Losing Margin

Game: 51 vs. Delta State, 12-20-74 (DSU won 104-53)

Most Wins

Season: 30, 2017-18 (30-3)

Most Losses

Season: 18, 2015-16 (11-18)

Most Consecutive Wins

Season: 25, 1988-89 (12-9-88 to 3-24-89)

Most Consecutive Wins to Start a Season

Season: 16, 2022-23 (11-11-22 to 1-21-23)

Most Consecutive Losses

Season: 7, 2002-03 (1-18-03 to 2-8-03); 2007-08 (12-20-07 to 1-19-08)

Most Consecutive Home Wins

34, 1988-90 (12-1-88 to 3-16-90)

Most Consecutive Home Losses

6, 2002-03 (1-22-03 to 2-8-03)

Most Consecutive Road Wins (Incl. neutral courts)

11, 1982-83 (12-17-82 to 3-19-83); 1988-89 (1-4-89 to 3-17-89); 2017-18 (11-10-17 to 2-24-18)

Most Consecutive Road Losses (Incl. neutral courts)

9, 2006-07 (1-6-07 to 3-2-07)



Points

Player	Pts.
1. Megan Skaggs vs. Evangel, 12-17-19	50
2. Rachel Matakas vs. Lindenwood, 11-21-94	46
3. Tracie Morris vs. Fort Valley St., 12-28-91	43
4. Shelby Winkelmann vs. Emporia State, 12-8-12	42
5. Jackie Harris vs. Missouri-Rolla, 2-8-86	40
6. Bertha Paschal vs. Emporia State, 2-10-96	39
7. Barb Sorensen vs. IU/PU-Fort Wayne, 1-26-88	38
8. Margaret Nielsen vs. Iowa State, 1-16-79	37
Rachel Matakas vs. Cal Poly-Pomona, 12-29-94	37
Bertha Paschal vs. Mo. Southern, 1-13-96	37
Rebecca Roberts vs. Texas A&M International, 11-29-08	37
12. Margaret Nielsen vs. Missouri, 1-30-79	36
Jackie Harris vs. Northwest Mo., 1-15-86	36
Taylor Hanson vs. Benedictine (Kan.), 11-28-11	36
15. Kathy Anderson vs. Simpson [Iowa], 12-4-76	35
Jackie Harris vs. Southeast Mo., 1-18-86	35
Molly Knobbe vs. Pittsburg St., 1-31-00 (OT)	35
Taylor Hanson vs. Graceland, 11-18-08	35
Keuna Flax at Lincoln, 1-22-14	35
Brooke Littrell vs. Missouri Western, 1-26-22	35
21. Rosie Jones vs. Northwest Mo., 1-25-84	34
Barb Sorensen vs. Lincoln [Mo.], 1-31-87	34
Shelly Metzger vs. Truman State, 2-26-94	34
Rachel Matakas vs. Mo.-St. Louis, 2-8-95	34
Shaquanda Wiggins at Midwestern St., 11-18-11	34



Megan Skaggs set a UCM and MIAA record scoring 50 points vs. Evangel, 12-17-19.

Three-Point Field Goals Made

Player	3-Pt. FG
1. Taylor Hanson vs. Benedictine (Kan.), 11-28-11	12
Taylor Hanson vs. Graceland, 11-18-08	10
3. Tayler Weiks vs. Northwest Missouri, 12-5-15	8
Megan Skaggs vs. Evangel, 12-17-19	8
5. Jessica Burkholder vs. Truman St., 1-22-97	7
Lindsey Maple vs. Cameron, 12-20-07	7
BreAnna Lewis vs. Academy of Art, 12-19-12	7
8. Larissa Sargent vs. William Jewell, 11-29-94	6
Jessica Burkholder vs. Lincoln [Mo.], 2-5-97	6
Jessica Burkholder vs. Pittsburg St., 2-27-97	6
Jessica Burkholder vs. Mo. Southern, 1-26-98	6
Lori Nichols vs. Northwest Missouri, 1-10-01	6
Ashley Millham vs. Winona State, 12-4-04	6
Jena Shackelford vs. Truman State, 2-7-04	6
Lindsey Maple vs. Northwest Missouri, 1-28-06	6
Ashley Millham vs. Fort Hays State, 2-7-07	6
Melia Pence vs. Palm Beach Atlantic, 12-17-08	6
Meghan Waggoner vs. NW Missouri State, 1-14-09	6
Brittany Slifer vs. Washburn, 1-03-09	6
Kara Fleming vs. Nebraska-Omaha, 1-8-11	6
Taylor Hanson vs. East Central (Okla.), 11-19-11	6
Sydney Crockett vs. Washburn, 2-6-19	6
Charley Bovaird vs. Emporia State, 1-3-22	6

Rebounds

Player	Rebounds
1. Rachel Matakas vs. Mo.-St. Louis, 2-8-95	25
2. Tammy Wilson vs. Ark.-Little Rock, 11-28-87	23
Jojuana Jones vs. Pittsburg State, 1-2-08	23
4. Margaret Nielsen vs. Northwest Mo., 1-24-79	21
Margaret Nielsen vs. Missouri, 1-30-79	21
Jojuana Jones vs. Southwest Baptist, 3-6-08	21
Revonna Howard vs. Quincy, 11-24-15	21
Kayonna Lee vs. Pittsburg State, 2-25-17	21
9. Candy Rangler vs. Saint Louis Univ., 1-16-77	20
Tammy Wilson vs. Southeast Mo., 2-20-88	20
Shelly Metzger vs. SIU-Edwardsville, 12-4-93	20
Kendra Banzet vs. Missouri-Rolla, 1-25-95	20

12. Candy Rangler vs. Missouri, 2-8-77	19
Kathy Anderson vs. Southwest Mo., 1-18-78	19
Tammy Wilson vs. Rockhurst, 11-27-87	19
Rachel Matakas vs. Lincoln [Mo.], 2-19-94	19
Rachel Matakas vs. W. Va. Wesleyan, 12-27-94	19
Donease Smith vs. Northwest Mo., 2-2-98	19
Nija Collier vs. MSU-Moorhead, 11-13-21	19
18. Margaret Nielsen vs. William Woods, 1-21-80	18
Margaret Nielsen vs. Nebraska, 2-15-80	18
Tammy Wilson vs. Okla. Christian, 12-12-87	18
Tammy Wilson vs. Lock Haven, 11-25-88	18
Tracie Morris vs. Fort Valley St., 12-28-91	18
Shaquanda Wiggins at Midwestern St., 11-18-11	18
Nija Collier vs. Northwestern State, 1-21-21	18
Nija Collier vs. SWOSU, 10-30-21	18
Nija Collier at Pittsburg State, 12-18-21	18
Brooke Littrell at Nebraska-Kearney, 1-8-22	18
Nija Collier vs. Pittsburg State, 2-7-22	18

Assists

Player	Assists
1. Cathy Hagenbaumer vs. Northwest Mo., 3-2-89	14
Shelley Lauber vs. Washburn, 1-17-90	14
3. Lori Burroughs vs. Northwest Mo., 1-11-82	13
Carla Eades vs. Southwest Mo., 11-30-82	13
Cathy Hagenbaumer vs. Quincy, 11-17-89	13
Kara Fleming vs. Graceland, 11-18-08	13
7. Laura Clark vs. Saint Louis Univ., 2-25-81	12
Cathy Hagenbaumer vs. Mo.-St. Louis, 1-28-89	12
I'sha Kelley vs. Drury, 12-16-02	12
Kara Fleming vs. Truman, 1-19-11	12
11. Laura Clark vs. Western Michigan, 2-7-81	11
Lori Burroughs vs. Emporia St., 12-12-81	11
Carla Eades vs. Missouri-St. Louis, 2-5-83	11
Cathy Hagenbaumer vs. SW Oklahoma, 11-21-87	11
Cathy Hagenbaumer vs. Lincoln, 2-4-89	11
Cathy Hagenbaumer vs. SW Baptist, 2-15-89	11
Cathy Hagenbaumer vs. Truman St., 1-24-90	11
Gina Blanks vs. Missouri-Rolla, 3-1-91	11
Marlies Ozias vs. Quincy, 12-29-97	11
Kelly I'Sha vs. Northwest Missouri, 2/19/03	11
Kim Battle vs. Northwest Missouri State, 2-3-07	11



Jojuana Jones pulled down 23 rebounds, second-most in UCM history on Jan. 2, 2008, against Pittsburg State.

Blocked Shots


Player	Blocks
1. Kendra Banzet vs. Truman State, 2-26-94	11
2. Kendra Banzet vs. South Dakota, 11-25-94	9
3. Kamala Sherman vs. SIU-Edwardsville, 1-25-93	8
4. Kristi Lawson vs. Quincy, 1-6-90	6
Kendra Banzet vs. SIU-Edwardsville, 1-4-92	6
Nija Collier at Pittsburg State, 2-29-20	6
Nija Collier at Southern Indiana, 11-13-19	6
Nija Collier vs. Missouri Southern, 2-5-22	6
9. Margaret Nielsen vs. Missouri, 1-29-80	5
Karen Chalupny vs. Mo. Baptist, 11-20-90	5
Kamala Sherman vs. Emporia State, 1-8-92	5
Gretchen Lacey vs. Southwest Baptist, 2-1-97	5
Lashonda Albert vs. Northwest Mo., 2-2-98	5
Christie Brown vs. Pittsburg State, 2-26-03	5
Keuna Flax vs. Truman State, 2-27-13	5
Revonna Howard vs. Washburn, 1-6-14	5
Nija Collier vs. Washburn, 2-1-20	5
Nija Collier vs. Washburn, 2-13-21	5



Paige Redmond is in the UCM top-5 in games, points, 3FGM and FT% and 6th in assists.

Steals

Player	Steals
1. Gina Blanks vs. Truman State, 1-22-92	12
2. Gina Blanks vs. IU/PU-Fort Wayne, 12-8-90	11
3. Margaret Nielsen vs. Nebraska, 1-26-79	8
Margaret Nielsen vs. Northern Ky., 2-9-79	8
Karla Redo vs. Saint Louis Univ., 12-13-80	8
Rosie Jones vs. Missouri-Rolla, 1-12-85	8
Tammy Wilson vs. Neb.-Omaha, 12-5-86	8
Gina Blanks vs. Oral Roberts, 12-7-90	8
Gina Blanks vs. Lincoln [Mo.], 1-9-93	8
Mickie Brown vs. Avila, 12-18-93	8
11. Marilyn Carlson vs. Simpson [Iowa], 12-4-76	8
Kathy Anderson vs. Saint Louis Univ., 1-16-77	7
Karla Redo vs. Nebraska, 1-7-81	7
Tammy Wilson vs. Northwest Mo., 2-24-88	7
Barb Sorensen vs. Missouri-Rolla, 2-11-89	7
Cathy Hagenbaumer vs. Truman St., 1-24-90	7
Bertha Paschal vs. Benedictine, 12-9-95	7
Julia Allen vs. Lincoln [Mo.], 2-5-97	7
Kim Battle vs. Lincoln, 11/16/05	7
Kara Fleming vs. Graceland, 11-18-08	7



LaShonda Albert is in the UCM top-10 single game, season and career blocked shots.



Points

Name, season	G	FG	3P	FT	Pts.
1. Tammy Wilson, 1988-89	34	257	1	161	676
2. Rachel Matakas, 1994-95	27	264	12	124	664
3. Jackie Harris, 1985-86	29	257	-	117	631
4. Brooke Littrell, 2021-22	30	219	29	162	629
5. Barb Sorensen, 1988-89	34	257	0	109	623
6. Keuna Flax, 2013-14	31	622	18	198	622
7. Lashonda Albert, 1997-98	29	241	15	120	617
8. Margaret Nielsen, 1979-80	31	251	-	107	609
9. Rosie Jones, 1984-85	32	254	-	100	608
10. Carla Eades, 1982-83	32	229	-	122	580



Tiffany Vincent is in the books with a .559 field-goal percentage in the 2004-05 season.

Scoring Average

Name, season	G	Pts.	Hi	Avg.
1. Rachel Matakas, 1994-95	27	664	46	24.6
2. Jackie Harris, 1985-86	29	631	40	21.8
3. Lashonda Albert, 1997-98	29	617	33	21.3
4. Brooke Littrell, 2021-22	30	629	35	21.0
5. Bertha Paschal, 1995-96	25	506	39	20.2
6. Keuna Flax, 2013-14	31	622	35	20.1
7. Tammy Wilson, 1988-89	34	676	30	19.9
8. Shelby Winkelmann, 2015-16	26	515	29	19.8
9. Keuna Flax, 2012-13	23	452	30	19.7
10. Margaret Nielsen, 1979-80	31	609	30	19.6

Field Goal Percentage*

(Min. 4 mpg)

Name, season	G	FG-FGA	Pct.
1. Tammy Wilson, 1987-88	29	208-332	.627
2. Nicole Cassmeyer, 2000-01	28	79-127	.622
3. Gretchen Lacey, 1996-97	30	144-237	.608
4. Tammy Wilson, 1988-89	34	257-426	.603
5. Tammy Wilson, 1986-87	30	226-380	.595
6. Shaquanda Wiggins, 2011-12	23	136-234	.581
7. Robin Williams, 1989-90	32	167-289	.578
8. Megan Skaggs, 2018-19	32	180-315	.571
9. Tracie Morris, 1991-92	28	179-318	.563
10. Tiffany Vincent, 2004-05	31	171-306	.559



Tammy Wilson is No. 1 all-time at UCM in points and field goal percentage.

Three-Point Field Goals Made

Name, season	G	Avg.	3P
1. Jessica Burkholder, 1996-97	30	3.1	92
2. BreAnna Lewis, 2012-13	30	2.9	88
3. Jessica Burkholder, 1997-98	29	2.7	77
Lori Nichols, 2000-01	28	2.8	77
5. Taylor Hanson, 2011-12	29	2.6	74
6. Paige Redmond, 2018-19	32	2.2	70
7. Lindsey Maple, 2007-08	28	2.4	68
Paige Redmond, 2017-18	33	2.1	68
9. Jena Shackelford, 2003-04	27	2.4	67
Lindsey Maple, 2005-06	32	2.1	67

Three-Point Field Goal Percentage

(Min. 1.5 mpg)

Name, season	G	3P-3PA	Pct.
1. Megan Skaggs, 2018-19	32	49-106	.462
2. Charley Bovaird, 2020-21	28	49-108	.454
3. Taylor Hanson, 2011-12	29	74-170	.435
4. Renae Shippy, 2011-12	29	50-115	.435
5. Kara Rewerts, 2005-06	32	62-143	.434
6. Bertha Paschal, 1995-96	25	53-124	.427
7. Jena Shackelford, 2003-04	27	67-162	.414
8. Charley Bovaird, 2021-22	30	55-135	.407
9. Ashley Millham, 2003-04	28	41-101	.406
10. Meagan Fromm, 2005-06	32	37-92	.402

Free Throw Percentage

(Min. 2 mpg)

Name, season	G	FT-FTA	Pct.
1. Molly Knobbe, 2001-02	30	132-144	.917
Kiersten Orton, 2013-14	24	11-12	.917
3. Lindsey Maple, 2007-08	28	146-161	.907
4. Kinsey Lehe, 2003-04	14	41-46	.891
5. Lindsey Maple, 2005-06	32	103-117	.880
6. Brooke Littrell, 2021-22	30	162-185	.876
7. Blanche Tucker, 2000-01	28	89-102	.873
8. Megan Schoenfeld, 2006-07	28	54-62	.871
9. Carla Eades, 1983-84	32	112-129	.868
10. Paige Redmond, 2016-17	31	114-132	.864



Nicole Caddell is seventh all-time in single-season and eighth in career rebounds.

Rebounds*

Name, season	G	Hi	Avg.	Reb.
1. Rachel Matakas, 1994-95	27	25	13.9	374
2. Tammy Wilson, 1987-88	29	23	12.1	350
3. Nija Collier, 2021-22	30	19	11.3	339
4. Margaret Nielsen, 1979-80	31	18	10.2	316
5. Tammy Wilson, 1988-89	34	18	9.2	314
6. Tammy Wilson, 1986-87	30	16	10.4	313
7. Candy Rangler, 1976-77 (29)†	28	20	10.9	304
8. Nicole Caddell, 2012-13	29	17	10.4	303
9. Jojuana Jones, 2007-08	28	23	10.4	292
10. Revonna Howard, 2013-14	31	17	9.4	291

Rebounding Average*

Name, season	G	Reb.	Hi	Avg.
1. Rachel Matakas, 1994-95	27	374	25	13.9
2. Tammy Wilson, 1987-88	29	350	23	12.1
3. Nija Collier, 2021-22	30	339	19	11.3
4. Margaret Nielsen, 1978-79	26	285	21	11.0
5. Candy Rangler, 1976-77 (29)†	28	304	20	10.9
6. Tammy Wilson, 1986-87	30	313	16	10.4
Jojuana Jones, 2007-08	28	292	23	10.4
Nicole Caddell, 2012-13	29	303	17	10.4
9. Shelly Metzger, 1993-94	27	277	20	10.3
10. Margaret Nielsen, 1979-80	31	316	18	10.2

Assists*

Name, season	G	Avg.	Ast.
1. Cathy Hagenbaumer, 1988-89	34	6.4	218
2. Carla Eades, 1982-83	32	6.4	205
Cathy Hagenbaumer, 1989-90	32	6.4	205
4. Carla Eades, 1983-84	32	5.8	185
5. Gina Blanks, 1990-91	29	5.8	169
6. Kara Fleming, 2010-11	28	5.6	158
7. Lori Burroughs, 1981-82	29	5.3	154
8. Laura Clark, 1980-81	27	5.6	151
9. Kara Fleming, 2009-10	31	4.8	149
10. Paige Redmond, 2018-19	32	4.4	141



Barb Sorensen's 52 blocks in 1988-89 set a single-season high and is still fifth all-time. She's also second in career blocks with 126.

Blocked Shots*

Name, season	G	Avg.	BS
1. Kendra Banzet, 1994-95	26	3.4	88
2. Kendra Banzet, 1993-94	27	2.7	74
3. Kamala Sherman, 1992-93	29	2.1	62
4. Nija Collier, 2019-20	31	1.8	57
5. Barb Sorensen, 1988-89	34	1.5	52
6. Revonna Howard, 2014-15	30	1.7	51
7. Lashonda Albert, 1997-98	29	1.7	50
Nija Collier, 2021-22	30	1.7	50
9. Kayonna Lee, 2017-18	33	1.4	47
Ashley Tull, 2022-23	30	1.6	47

Steals*

Name, season	G	Avg.	St.
1. Gina Blanks, 1991-92	28	3.8	106
2. Barb Sorensen, 1988-89	34	3.0	101
Lashonda Albert, 1997-98	29	3.5	101
4. Gina Blanks, 1990-91	29	3.3	97
5. Barb Sorensen, 1989-90	32	2.8	88
6. Tammy Wilson, 1986-87	30	2.8	85
Gina Blanks, 1992-93	26	3.3	85
8. Karla Redo, 1980-81	25	3.4	84
9. Tammy Wilson, 1987-88	29	2.9	83
10. Rosie Jones, 1984-85	32	2.5	81
Tammy Wilson, 1988-89	34	2.4	81

*Field-goal attempts, rebounds, assists and steals were not kept prior to 1974-75, while blocked shots were not kept prior to 1982-83 (steals were kept as "recoveries" until '82-83).

†Rebounds were not available for one game (actual games played in { }). The rounding of percentages and/or averages may indicate ties where none exist. Players must have appeared in two-thirds of team's games.



Games Played

Name, seasons	G
1. Robin Williams, 1986-90	127
Megan Skaggs, 2016-20	127
3. Cathy Hagenbaumer, 1986-90	125
Karen Chalupny, 1987-91	125
Paige Redmond, 2015-19	125
5. Barb Sorensen, 1986-90	123
Sydney Crockett, 2015-19	123
8. Tammy Wilson, 1985-89	122
9. Carla Eades, 1980-84	120
Jackie Harris, 1982-86	120



Lindsey Maple is in the career record book in points, three-point field goals made, three-point field goal percentage, and free-throw percentage.

1,000 Point Club

Name, seasons	G	FG	3P	FT	Pts.
1. Tammy Wilson, 1985-89	122	835	1	433	2,104
2. Carla Eades, 1980-84	120	878	-	342	2,098
3. Barb Sorensen, 1986-90	123	813	9	342	1,977
4. Rosie Jones, 1981-85	119	788	-	216	1,792
5. Paige Redmond, 2015-19	125	582	215	351	1,730
6. Megan Skaggs, 2016-20	127	634	169	268	1,705
7. Kathy Anderson, 1976-80	112	685	-	263	1,633
8. Gina Blanks, 1989-93	115	629	31	290	1,579
9. Morgan Fleming, 2016-20	109	532	126	360	1,550
10. Lindsey Maple, 2004-08	117	431	212	471	1,545
11. Rachel Matakas, 1993-96	81	565	22	310	1,462
12. Dawn Thomas, 1987-91	119	549	81	273	1,452
13. Jackie Harris, 1982-86	120	551	-	315	1,417
14. Shelby Winkelmann, 2015-16	92	517	91	269	1,394
15. Marilyn Carlson, 1973-77	92	552	-	284	1,388
16. Nija Collier, 2019-22	89	503	81	295	1,382
17. Lori Nichols, 1998-02	110	454	235	232	1,375
18. Jena Shackelford, 2000-04	111	482	242	154	1,360
19. Robin Williams, 1986-90	127	564	-	209	1,337
20. Kristi Lawson, 1989-93	115	562	22	128	1,274
21. Shara Sherman, 1983-86	92	487	-	290	1,264
22. Rebecca Roberts, 2007-11	114	479	-	242	1,200
23. Kara Fleming, 2007-11	112	374	85	327	1,160
24. Nicole Caddell, 2010-13	84	419	10	289	1,137
25. Bethany Orendorff, 2001-05	116	371	4	333	1,079
26. Margaret Nielson, 1978-80	57	434	-	209	1,077
27. Keuna Flax, 2012-14	54	351	43	329	1,074
28. Tammy Noah, 1982-85, 86-87	114	450	-	165	1,065
29. Ashley Millham, 2003-07	119	403	128	104	1,038



Rosie Jones is fourth all-time at UCM in career scoring with 1,792 points and rebounding with 850 rebounds.

Scoring Average

Name, seasons	G	Pts.	Hi	Avg.
1. Lashonda Albert, 1996-98	51	1,020	33	20.0
2. Keuna Flax 2012-14	54	1,074	35	19.9
3. Margaret Nielsen, 1978-80	57	1,077	37	18.9
4. Rachel Matakas, 1993-96	81	1,462	46	18.0
5. Carla Eades, 1980-84	120	2,098	33	17.5

6. Tammy Wilson, 1985-89	122	2,104	32	17.2
7. Shelly Metzger, 1992-94	56	905	34	16.2
8. Tracie Morris, 1990-92	55	885	43	16.1
Brooke Littrell, 2020-pres.	57	916	35	16.1
10. Barb Sorensen, 1986-90	123	1,977	38	16.1



Keuna Flax averaged 19.9 points per game for her career, second-highest at UCM. She scored 20.1 ppg in 2013-14.

Field Goal Percentage*

(Min. 4 mpg)

Name, seasons	G	FG-FGA	Pct.
1. Tammy Wilson, 1985-89	122	835-1408	.593
2. Shaquanda Wiggins, 2011-12	.23	136-234	.581
3. Nicole Cassmeyer, 2000-02	.58	178-310	.574
4. Gretchen Lacey, 1995-97	.58	253-449	.563
5. Stephanie Hicks, 2006-08	.40	28-50	.560
6. Ashley Jones, 2015-16	.28	141-257	.549
7. Margaret Nielsen, 1978-80	.57	434-801	.542
8. Tracie Morris, 1990-92	.55	327-605	.540
9. Tiffany Vincent, 2004-06	.62	359-666	.539
10. Megan Skaggs, 2016-20	127	634-1192	.532

Three-Point Field Goals Made

Name, seasons	G	Avg.	3P
1. Jena Shackelford, 2000-04	111	2.2	242
2. Lori Nichols, 1998-02	110	2.1	235
3. Paige Redmond, 2015-19	125	1.7	215
4. Lindsey Maple, 2004-08	117	1.8	212
5. Taylor Hanson, 2008-12	116	1.7	201
6. Jessica Burkholder, 1996-98	.59	2.9	169
Megan Skaggs, 2016-20	127	1.3	169
8. Sydney Crockett, 2015-19	123	1.2	153
9. BreAnna Lewis, 2012-13	.61	2.4	146
10. Meagan Fromm, 2003-07	116	1.3	145

Three-Point Field-Goal Pct.†

(Min. 50 3-pt. FG made)

Name, seasons	G	3P-3PA	Pct.
1. Charley Bovaird, 2020-pres.	.58	104-243	.428
2. Bertha Paschal, 1995-96	.25	53-124	.427
3. Shelby Winkelmann, 2012-16	.92	91-227	.401
4. Megan Skaggs, 2016-20	.127	169-440	.384
5. Jessica Burkholder, 1996-98	.59	169-442	.382
6. Kara Fleming, 2007-11	112	85-223	.381
7. Lindsey Maple, 2004-08	117	212-562	.377
8. Taylor Hanson, 2008-12	116	201-533	.377
9. Ashley Millham, 2003-07	119	128-340	.376
10. Renae Shippy, 2008-12	114	89-237	.376

Free Throw Percentage

(Min. 50 FT made)

Name, seasons	G	FT-FTA	Pct.
1. Lindsey Maple, 2004-08	117	471-548	.859
2. Paige Redmond, 2015-19	125	351-413	.850
3. Brooke Littrell, 2020-pres.	.57	229-270	.848
4. Kelly Sutton, 1998-01	.69	208-254	.819
5. Molly Knobbe, 1998-02	107	383-470	.815
6. Olivia Nelson, 2020-pres.	.58	185-230	.804
7. Blanche Tucker, 1999-01	.57	134-167	.802
8. Anna Rorvig, 2002-06	117	147-185	.795
9. Lashonda Albert, 1996-98	.51	215-271	.793
10. Carla Eades, 1980-84	120	342-432	.792

Rebounds*

Name, seasons	G	Hi	Avg.	Reb.
1. Tammy Wilson, 1985-89	122	23	9.9	1,205
2. Kathy Anderson, 1976-80 (112)	111	19	7.9	877
3. Rachel Matakas, 1993-96	.81	25	10.6	855
4. Rosie Jones, 1981-85	119	17	7.1	850
Barb Sorensen, 1986-90	123	15	6.9	850
6. Carla Eades, 1980-84	120	13	6.3	752
7. Robin Williams, 1986-90	127	18	5.7	728
8. Nicole Caddell, 2010-13	.84	14	8.4	704
9. Candy Rangler, 1975-78 (77)	.76	20	9.1	688
10. Gina Blanks, 1989-93	115	15	5.9	684

Rebound Average*

Name, seasons	G	Reb.	Hi	Avg.
1. Rachel Matakas, 1993-96	.81	855	25	10.6
2. Margaret Nielsen, 1978-80	.57	601	21	10.5
3. Tammy Wilson, 1985-89	122	1,205	23	9.9
4. Nija Collier, 2019-22	.89	854	19	9.6
5. Tracie Morris, 1990-92	.55	499	18	9.1
Candy Rangler, 1975-78 (77)	.76	688	20	9.1
Revonna Howard, 2014-15	.61	556	21	9.1
8. Shelly Metzger, 1992-94	.56	497	20	8.9
Ashley Lee, 2015-16	.28	249	16	8.9
10. Kayonna Lee, 2016-18	.64	553	21	8.6



Morgan Fleming is in the Jennies career top-10 with 1,550 points and 323 assists.

Assists*

Name, seasons	G	Avg.	Ass.
1. Cathy Hagenbaumer, 1986-90	125	5.1	642
2. Carla Eades, 1980-84	120	4.9	593
3. Kara Fleming, 2007-11	112	4.8	542
4. Ashley Millham, 2003-07	119	3.7	445
5. Gina Blanks, 1989-93	115	3.9	454
6. Paige Redmond, 2015-19	125	3.5	436
7. Laura Clark, 1977-81	107	3.7	398
8. Marlies Ozias, 1997-01	93	3.6	334
9. Morgan Fleming, 2016-20	109	3.0	323
10. Molly Knobbe, 1998-02	107	3.0	321

Blocked Shots*

Name, seasons	G	Avg.	BS
1. Kendra Banzet, 1991-95	109	2.0	220
2. Nija Collier, 2019-22	89	1.7	148
3. Barb Sorensen, 1986-90	123	1.0	126
4. Rosie Jones, 1981-85	119	1.1	109
5. Nicole Caddell, 2010-13	84	1.3	106
6. Revonna Howard, 2013-15	.61	1.5	94
7. Tammy Wilson, 1985-89	122	0.8	92
8. Kamala Sherman, 1991-93	.56	1.6	91
9. Dawn Thomas, 1987-91	119	0.7	82
10. Gina Blanks, 1989-93	115	0.7	77
Lashonda Albert, 1996-98	.51	1.5	77


Steals

Name, seasons	G	Avg.	Stl
1. Gina Blanks, 1989-93	115	3.0	346
2. Barb Sorensen, 1986-90	123	2.4	290
3. Tammy Wilson, 1985-89	122	2.4	288
4. Carla Eades, 1980-84	120	2.1	251
5. Cathy Hagenbaumer, 1986-90	125	1.9	238
6. Kathy Anderson, 1976-80 (112)	.88	2.6	228
7. Robin Williams, 1986-90	127	1.8	225
8. Kara Fleming, 2007-11	112	1.9	218
9. Rosie Jones, 1981-85	119	1.6	194
Jackie Harris, 1982-86	120	1.6	194



Scoring Average

Season	Name	G	FG	3P	FT	Pts.	Avg.
1970-71	Diana Burrell	15	108	-	47	263	17.5
1971-72	Diana Burrell	19	110	-	53	273	14.4
1972-73	Robin Turley	23	101	-	63	265	11.5
1973-74	Marilyn Carlson	19	106	-	98	310	16.3
1974-75	Marilyn Carlson	21	123	-	82	328	15.6
1975-76	Marilyn Carlson	23	161	-	44	366	15.9
1976-77	Kathy Anderson	29	174	-	70	418	14.4
1977-78	Kathy Anderson	26	150	-	56	356	13.7
1978-79	Margaret Nielsen	26	183	-	102	468	18.0
1979-80	Margaret Nielsen	31	251	-	107	609	19.6
1980-81	Karla Redo	25	192	-	71	455	18.2
1981-82	Carla Eades	29	234	-	73	541	18.7
1982-83	Carla Eades	32	229	-	122	580	18.1
1983-84	Carla Eades	32	231	-	112	574	17.9
1984-85	Rosie Jones	32	254	-	100	608	19.0
1985-86	Jackie Harris	29	257	-	117	631	21.8
1986-87	Tammy Wilson	30	226	-	104	556	18.5
1987-88	Tammy Wilson	29	208	0	95	511	17.6
1988-89	Tammy Wilson	34	257	1	161	676	19.9
1989-90	Barb Sorensen	32	207	9	116	539	16.8
1990-91	Gina Blanks	29	171	22	87	451	15.6
1991-92	Tracie Morris	28	179	0	136	494	17.6
1992-93	Gina Blanks	26	172	3	59	406	15.6
1993-94	Shelly Metzger	27	182	2	140	506	18.7
1994-95	Rachel Matakas	27	264	12	124	664	24.6
1995-96	Bertha Paschal	25	180	53	93	506	20.2
1996-97	Lashonda Albert	22	146	16	95	403	18.3
1997-98	Lashonda Albert	29	241	15	120	617	21.3
1998-99	Kelly Sutton	28	118	19	128	383	13.7
1999-00	Lori Nichols	28	127	65	57	376	13.4
2000-01	Lori Nichols	28	133	77	75	418	14.9
2001-02	Jena Shackelford	30	136	66	48	386	12.9
2002-03	Jena Shackelford	26	137	58	33	365	14.0
2003-04	Jena Shackelford	27	126	67	60	379	14.0
2004-05	Tiffany Vincent	31	171	1	65	408	13.2
2005-06	Tiffany Vincent	32	191	0	67	449	14.0
2006-07	Lindsey Maple	26	93	40	125	351	13.5
2007-08	Lindsey Maple	28	140	68	146	494	17.6
2008-09	Rebecca Roberts	28	132	-	74	338	12.1
2009-10	Rebecca Roberts	31	178	-	82	438	14.1
2010-11	Rebecca Roberts	29	144	-	72	360	12.4
2011-12	Nicole Caddell	29	162	7	109	440	15.2
2012-13	Keuna Flax	23	148	25	131	452	19.7
2013-14	Keuna Flax	31	203	18	198	622	20.1
2014-15	Shelby Winkelmann	27	145	26	88	404	15.0
2015-16	Shelby Winkelmann	26	197	30	91	515	19.8
2016-17	Paige Redmond	31	166	57	114	503	16.2
2017-18	Paige Redmond	33	185	68	101	539	16.3
2018-19	Paige Redmond	32	174	70	91	509	15.9
2019-20	Megan Skaggs	31	190	50	87	517	16.7
2020-21	Nija Collier	28	143	32	91	409	14.6
2021-22	Brooke Littrell	30	219	29	162	629	21.0
2022-23	Brooke Littrell	30	199	27	140	565	18.8



Carla Eades is the Jennies' second all-time leading scorer with 2,098 points. She earned All-America honors in 1981-82, 1982-83, and 1983-84, the only Jenny ever to be named All-America three times.

Field Goal Percentage*


(Min. 4 FG pg)

Season	Name	G	FG-FGA	Pct.
1974-75	Marilyn Carlson	21	123-250	.492
1975-76	Michelle Holmes	23	105-209	.502

1976-77	Candy Rangler (179)†	29	177-332	.533
1977-78	Candy Rangler	25	104-210	.495
1978-79	Margaret Nielsen	26	183-350	.523
1979-80	Margaret Nielsen	31	251-451	.557
1980-81	Carla Eades	27	184-396	.465
1981-82	Carla Eades	29	234-488	.480
1982-83	Rosie Jones	32	242-453	.534
1983-84	Tammy Noah	32	136-248	.548
1984-85	Tammy Noah	23	95-185	.514
1985-86	Jackie Harris	29	257-477	.539
1986-87	Tammy Wilson	30	226-380	.595
1987-88	Tammy Wilson	29	208-332	.627
1988-89	Tammy Wilson	34	257-426	.603
1989-90	Robin Williams	32	167-289	.578
1990-91	Tracie Morris	27	148-287	.516
1991-92	Tracie Morris	28	179-318	.563
1992-93	Gina Blanks	26	172-349	.493
1993-94	Rachel Matakas	27	141-277	.509
1994-95	Rachel Matakas	27	264-504	.524
1995-96	Bertha Paschal	25	180-334	.539
1996-97	Gretchen Lacey	30	144-237	.608
1997-98	Donease Smith	29	117-233	.502
1998-99	Kelly Sutton	28	118-237	.498
1999-00	Lori Nichols	28	127-328	.387
2000-01	Lori Nichols	28	133-365	.364
2001-02	Jena Shackelford	30	136-321	.424
2002-03	Kinsey Lehe	27	125-288	.434
2003-04	Jena Shackelford	27	126-295	.427
2004-05	Tiffany Vincent	31	171-306	.559
2005-06	Tiffany Vincent	32	191-365	.523
2006-07	Kim Battle	27	110-239	.460
2007-08	Jojuana Jones	28	138-308	.448
2008-09	Rebecca Roberts	28	132-271	.487
2009-10	Rebecca Roberts	31	178-344	.517
2010-11	Kara Fleming	28	109-217	.502
2011-12	Shaquanda Wiggins	23	136-234	.581
2012-13	Keuna Flax	23	148-293	.505
2013-14	Keuna Flax	31	203-383	.530
2014-15	Jasmine Thompson	30	146-301	.485
2015-16	Ashley Jones	28	141-257	.549
2016-17	Megan Skaggs	31	119-238	.500
2017-18	Megan Skaggs	33	145-275	.527
2018-19	Megan Skaggs	32	180-315	.571
2019-20	Megan Skaggs	31	190-364	.522
2020-21	Graycen Holden	27	115-212	.542
2021-22	Nija Collier	30	201-410	.490
2022-23	Ashley Tull	30	121-210	.576

Three-Point Field Goals Made

Season	Name	G	Avg.	3P
1987-88	Jo Munson	27	0.2	5
1988-89	Jo Munson	34	0.5	16
1989-90	Dawn Thomas	32	0.7	21
1990-91	Dawn Thomas	29	1.7	48
1991-92	Rhonda Reeves	27	0.7	20
1992-93	Kamala Sherman	29	0.8	23
1993-94	Amy Brandsgaard	27	1.5	40
1994-95	Larissa Sargent	27	1.9	50
1995-96	Bertha Paschal	25	2.1	53
1996-97	Jessica Burkholder	30	3.1	92
1997-98	Jessica Burkholder	29	2.7	77
1998-99	Lori Nichols	24	1.4	34
1999-00	Lori Nichols	28	2.3	65
2000-01	Lori Nichols	28	2.8	77
2001-02	Jena Shackelford	30	2.2	66
2002-03	Jena Shackelford	26	2.2	58
2003-04	Jena Shackelford	27	2.4	67
2004-05	Meagan Fromm	31	1.3	42
2005-06	Lindsey Maple	32	2.1	67
2006-07	Meagan Fromm	28	1.7	48
2007-08	Lindsey Maple	28	2.4	68
2008-09	Brittney Slifer	28	1.9	52
2009-10	Taylor Hanson	31	1.6	49
2010-11	Taylor Hanson	29	1.3	38
2011-12	Taylor Hanson	29	2.6	74
2012-13	BreAnna Lewis	30	2.9	88
2013-14	BreAnna Lewis	31	1.9	58
2014-15	Taylor Weiks	30	1.6	49
2015-16	Taylor Weiks	29	1.8	52
2016-17	Paige Redmond	31	1.8	57
2017-18	Paige Redmond	33	2.1	68
2018-19	Paige Redmond	32	2.2	70
2019-20	Megan Skaggs	31	1.6	50
2020-21	Charley Bovaird	28	1.8	49
2021-22	Charley Bovaird	30	1.8	55
2022-23	Olivia Nelson	30	0.9	28



An All-American in 1994-95, Rachel Matakas led Central in scoring with 24.6 points, field goal percentage (.524), and rebounding (13.9).

Free Throw Percentage

(Min. 2 FT pg)

Season	Name	G	FT-FTA	Pct.
1970-71	Diana Burrell (47)†	15	46-84	.548
1971-72	Gayla Steenberg	19	41-67	.612
1972-73	Robin Turley	23	63-99	.636
1973-74	Robin Turley	16	33-45	.733
1974-75	Marilyn Carlson	21	82-126	.651
1975-76	Michelle Holmes	23	61-93	.656
1976-77	Denise Toney	29	63-106	.594
1977-78	Kathy Anderson	26	56-94	.596
1978-79	Margaret Nielsen	26	102-147	.694
1979-80	Margaret Nielsen	31	107-157	.682
1980-81	Janet Johnson	20	48-65	.739
1981-82	Carla Eades	29	73-103	.709
1982-83	Carla Eades	32	122-157	.777
1983-84	Carla Eades	32	112-129	.868
1984-85	Shara Sherman	32	132-172	.767
1985-86	Jackie Harris	29	117-158	.741
1986-87	Tammy Wilson	30	104-143	.727
1987-88	Tammy Wilson	29	95-135	.704
1988-89	Tammy Wilson	34	161-209	.770
1989-90	Barb Sorensen	32	116-162	.716
1990-91	Dawn Thomas	29	87-112	.777
1991-92	Gina Blanks	28	82-105	.781
1992-93	Gina Blanks	26	59-74	.797
1993-94	Shelly Metzger	27	140-204	.686
1994-95	Rachel Matakas	27	124-202	.614
1995-96	Bertha Paschal	25	93-122	.762
1996-97	Lashonda Albert	22	95-119	.798
1997-98	Marlies Ozias	27	59-69	.855
1998-99	Kelly Sutton	28	128-149	.859
1999-00	Marlies Ozias	29	68-87	.782
2000-01	Blanche Tucker	28	89-102	.873
2001-02	Molly Knobbe	30	132-144	.917
2002-03	Bethany Orendorff	27	84-132	.636
2003-04	Kinsey Lehe	14	41-46	.891
2004-05	Lindsey Maple	31	97-119	.815
2005-06	Lindsey Maple	32	103-117	.880
2006-07	Lindsey Maple	26	125-151	.828
2007-08	Lindsey Maple	28	146-161	.907
2008-09	Katy Davenport	28	70-102	.745
2009-10	Meghan Waggoner	31	67-83	.807
2010-11	Kara Fleming	28	85-109	.780
2011-12	Alyssa Rhodes	29	62-74	.838
2012-13	Shelby Winkelmann	8	24-33	.727
2013-14	Shelby Winkelmann	31	66-84	.786
2014-15	Justina Prairie-Chief	30	107-131	.817
2015-16	Shelby Winkelmann	26	91-115	.791
2016-17	Paige Redmond	31	114-132	.864
2017-18	Paige Redmond	33	101-118	.856
2018-19	Paige Redmond	32	91-108	.843
2019-20	Megan Skaggs	31	87-108	.806
2020-21	Olivia Nelson	28	85-101	.842
2021-22	Brooke Littrell	30	162-185	.876
2022-23	Olivia Nelson	30	74-83	.892

Rebound Average*

Season	Name	G	Reb.	Hi	Avg.
1974-75	Marilyn Carlson	21	184	17	8.8
1975-76	Marilyn Carlson	23	176	14	7.7

JENNIES YEARLY LEADERS

JENNIES BASKETBALL



1976-77	Candy Rangler (29)†	28	304	20	10.9
1977-78	Candy Rangler	25	217	15	8.7
1978-79	Margaret Nielsen	26	285	21	11.0
1979-80	Margaret Nielsen	31	316	18	10.2
1980-81	Carla Eades	27	185	13	6.9
1981-82	Pat Seger	29	213	15	7.3
1982-83	Rosie Jones	32	244	13	7.6
1983-84	Rosie Jones	32	254	14	7.9
1984-85	Rosie Jones	32	281	17	8.8
1985-86	Jackie Williams	29	259	17	8.9
1986-87	Tammy Wilson	30	313	16	10.4
1987-88	Tammy Wilson‡	29	350	23	12.1
1988-89	Tammy Wilson	34	314	18	9.2
1989-90	Barb Sorensen	32	232	14	7.3
1990-91	Tracie Morris	27	221	17	8.2
1991-92	Tracie Morris	28	278	18	9.9
1992-93	Gina Blanks	26	210	13	8.1
1993-94	Shelly Metzger	27	277	20	10.3
1994-95	Rachel Matakas	27	374	25	13.9
1995-96	Rachel Matakas	27	229	17	8.5
1996-97	Gretchen Lacey	30	210	12	7.0
1997-98	Lashonda Albert	29	269	15	9.3
1998-99	Kelly Sutton	28	187	17	6.7
1999-00	Katie Vaske	28	175	13	6.3
2000-01	Katie Vaske	28	177	13	6.3
2001-02	Nicole Cassmeyer	30	188	11	6.3
2002-03	Melissa Richardson	27	133	14	4.9
2003-04	Melissa Richardson	28	214	12	7.6
2004-05	Tiffany Vincent	31	164	11	5.3
2005-06	Tiffany Vincent	32	208	13	6.5
2006-07	Kim Battle	27	187	15	6.9
2007-08	Jojuana Jones	28	292	23	10.4
2008-09	Rebecca Roberts	28	176	16	6.3
2009-10	Danielle Shows	31	162	14	7.5
2010-11	Nicole Caddell	27	205	13	7.6
2011-12	Shaquanda Wiggins	23	192	18	8.3
2012-13	Nicole Caddell	29	303	17	10.4
2013-14	Revonna Howard	31	291	17	9.4
2014-15	Revonna Howard	30	265	21	8.8
2015-16	Ashley Jones	28	249	16	8.9
2016-17	Kayonna Lee	31	273	21	8.8
2017-18	Kayonna Lee	33	280	14	8.5
2018-19	Megan Skaggs	32	195	14	6.1
2019-20	Nija Collier	31	286	15	9.2
2020-21	Nija Collier	28	229	18	8.2
2021-22	Nija Collier	30	339	19	11.3
2022-23	Brooke Littrell	30	266	18	8.9

1978-79	Laura Clark	26	7	3.2	82
1979-80	Laura Clark	31	10	3.5	107
1980-81	Laura Clark	27	12	5.6	151
1981-82	Lori Burroughs	29	13	5.3	154
1982-83	Carla Eades	32	13	6.4	205
1983-84	Carla Eades	32	9	5.8	185
1984-85	Alesia Prince	32	10	3.2	102
1985-86	Crista Troester	29	9	4.6	133
1986-87	Tammy Noah	30	7	3.3	99
1987-88	Cathy Hagenbaumer	31	11	4.3	133
1988-89	Cathy Hagenbaumer	34	14	6.4	218
1989-90	Cathy Hagenbaumer	32	13	6.4	205
1990-91	Gina Blanks	29	11	5.8	169
1991-92	Gina Blanks	28	10	4.2	117
1992-93	Gina Blanks	26	8	4.0	103
1993-94	Allison Murphy	27	7	4.4	119
1994-95	Demitria Larry	27	10	4.2	113
1995-96	Bertha Paschal	25	10	3.4	84
1996-97	Traci Anderson	24	7	2.4	58
1997-98	Marlies Ozias	27	11	3.6	98
1998-99	Marlies Ozias	28	8	4.5	126
1999-00	Molly Knobbe	29	8	3.9	112
2000-01	Lori Nichols	28	7	3.6	100
2001-02	I'sha Kelley	27	10	4.9	133
2002-03	I'sha Kelley	23	12	5.6	128
2003-04	Ashley Millham	28	9	4.9	138
2004-05	Ashley Millham	31	8	3.7	114
2005-06	Ashley Millham	32	8	3.4	109
2006-07	Kim Battle	27	11	3.4	92
2007-08	Kara Fleming	25	8	3.8	96
2008-09	Kara Fleming	28	13	5.0	139
2009-10	Kara Fleming	31	9	4.8	149
2010-11	Kara Fleming	28	12	5.6	158
2011-12	Alyssa Rhodes	29	10	4.3	125
2012-13	Brielle Wattlely	30	5	1.9	57
2013-14	BreAnna Lewis	31	7	2.4	73
2014-15	Shelby Winkelmann	27	7	2.7	80
2015-16	Shelby Winkelmann	26	10	3.3	85
2016-17	Paige Redmond	31	8	3.7	115
2017-18	Paige Redmond	33	7	3.8	125
2018-19	Paige Redmond	32	9	4.4	141
2019-20	Morgan Fleming	31	8	4.0	124
2020-21	Olivia Nelson	28	6	3.2	93
2021-22	Olivia Nelson	30	8	4.5	136
2022-23	Olivia Nelson	30	10	4.0	120

2018-19	Megan Skaggs	32	3	0.8	24
2019-20	Nija Collier	31	6	1.8	57
2020-21	Nija Collier	28	5	1.5	41
2021-22	Nija Collier	30	6	1.7	50
2022-23	Ashley Tull	30	5	1.6	47

Steals*

(Based on total)

Season	Name	G	Hi	Avg.	St.
1974-75	Sandy Schneider (21)†	17	6	2.4	41
1975-76	Sandy Schneider (23)†	17	5	1.4	23
1976-77	Kathy Anderson (29)†	22	7	2.9	64
1977-78	Kathy Anderson (26)†	13	4	2.2	29
1978-79	Margaret Nielsen (26)†	22	8	3.6	80
1979-80	Kathy Anderson	31	6	2.5	77
1980-81	Karla Redo	25	8	3.4	84
1981-82	Lori Burroughs	29	6	2.4	69
1982-83	Carla Eades	32	6	2.5	80
1983-84	Carla Eades	32	6	2.2	72
1984-85	Rosie Jones	32	8	2.5	81
1985-86	Jackie Harris	29	5	2.1	61
1986-87	Tammy Wilson	30	8	2.8	85
1987-88	Tammy Wilson‡	29	7	2.9	83
1988-89	Barb Sorensen	34	7	3.0	101
1989-90	Barb Sorensen	32	6	2.8	88
1990-91	Gina Blanks‡	29	11	3.3	97
1991-92	Gina Blanks‡	28	12	3.8	106
1992-93	Gina Blanks‡	26	8	3.3	85
1993-94	Mickie Brown	27	8	3.0	80
1994-95	Rachel Matakas	27	5	2.0	55
1995-96	Bertha Paschal	25	7	1.9	48
1996-97	Jessica Burkholder	30	5	2.0	60
1997-98	Lashonda Albert	29	6	3.5	101
1998-99	Michelle Fouse	27	6	1.9	52
1999-00	Marlies Ozias	29	5	1.5	43
2000-01	Lori Nichols	28	3	1.4	38
2001-02	I'sha Kelley	27	4	1.7	45
2002-03	Jena Shackelford	26	6	2.1	55
2003-04	Jena Shackelford	27	4	1.4	39
2004-05	Anna Rorvig	31	4	1.7	53
2005-06	Tiffany Vincent	32	6	1.8	58
2006-07	Kim Battle	27	5	2.3	62
2007-08	Kara Fleming	25	5	2.4	60
2008-09	Kara Fleming	28	7	2.3	63
2009-10	Danielle Shows	31	5	1.7	52
2010-11	Kara Fleming	28	4	1.9	53
2011-12	Nicole Caddell	29	5	1.1	32
2012-13	Nicole Caddell	29	5	1.9	54
2013-14	Keuna Flax	31	4	1.1	33
2014-15	Justina Prairie-Chief	30	5	1.7	50
2015-16	Ashley Duffy	28	6	2.1	60
2016-17	Ashley Duffy	29	5	2.1	61
2017-18	Kayonna Lee	33	6	1.5	50
2018-19	Megan Skaggs	32	4	1.2	38
2019-20	Megan Skaggs	31	5	2.1	65
2020-21	Morgan VanHyfte	28	5	2.0	57
2021-22	Olivia Nelson	30	5	1.6	48
2022-23	Brooke Littrell	30	5	1.5	45

Blocked Shots*

(Based on total)

Season	Name	G	Hi	Avg.	Blocks
1982-83	Rosie Jones	32	3	1.4	46
1983-84	Rosie Jones	32	4	1.0	33
1984-85	Rosie Jones	32	3	0.9	30
1985-86	Jackie Harris	29	2	0.4	12
1986-87	Barb Sorensen	30	3	0.9	26
1987-88	Tammy Wilson	29	4	1.3	39
1988-89	Barb Sorensen	34	4	1.5	52
1989-90	Barb Sorensen	32	4	1.3	41
1990-91	Karen Chalupny	29	5	0.9	28
	Dawn Thomas	29	3	0.9	28
1991-92	Kamala Sherman	27	5	1.1	29
1992-93	Kamala Sherman	29	8	2.1	62
1993-94	Kendra Banzet	27	11	2.7	74
1994-95	Kendra Banzet ¹	26	9	3.4	88
1995-96	Gretchen Lacey	28	4	1.2	33
1996-97	Lashonda Albert	22	3	1.2	27
1997-98	Lashonda Albert	29	5	1.7	50
1998-99	Katie Vaske	19	2	0.7	13
1999-00	Katie Vaske	28	3	0.7	19
2000-01	Katie Vaske	28	3	0.9	27
2001-02	Katie Vaske	27	2	0.6	15
2002-03	Christie Brown	27	5	1.5	40
2003-04	Melissa Richardson	28	3	0.7	19
2004-05	Tiffany Vincent	31	2	0.6	20
2005-06	Cydney Franklin	32	4	.84	27
2006-07	Kim Battle	27	4	1.3	34
2007-08	Jojuana Jones	28	3	0.6	17
2008-09	Rebecca Roberts	28	3	2.3	63
2009-10	Rebecca Roberts	31	3	0.6	18
2010-11	Nicole Caddell	27	4	1.3	35
2011-12	Kaneesha Lee	29	3	1.6	46
2012-13	Nicole Caddell	29	4	1.3	39
2013-14	Revonna Howard	31	5	1.4	43
2014-15	Revonna Howard	30	4	1.7	51
2015-16	Ashley Jones	28	3	0.6	18
2016-17	Kayonna Lee	31	3	0.7	21
2017-18	Kayonna Lee	33	4	1.4	47



Cathy Hagenbaumer led UCM in assists in 1987-88, 1988-89, and 1989-90. Her 642 career assists are best in Jennies history, as are her 218 dishes in 1988-89 and 14 vs. Northwest Missouri State in 1989.

Assists*

(Based on total)

Season	Name	G	Hi	Avg.	Ast.
1974-75	Sandy Schneider (21)†	20	5	2.2	43
	Linda Scott (21)†	20	6	2.2	43
1975-76	Sandy Schneider	23	7	1.8	41
1976-77	Marilyn Carlson (29)†	27	9	2.3	65
1977-78	Laura Clark (27)†	23	8	2.5	58


¹ - Led NCAA Division II
 * - Field-goal attempts, rebounds, assists and steals were not kept prior to the 1974-75 season, while blocked shots are available only since the 1982-83 season (steals were kept as "recoveries" prior to '82-83).
 † - Field-goal attempts, free-throw attempts, rebounds, assists and steals were not available for one or more games [when applicable, actual statistic totals or games played are indicated in ()].



Regular Season Championships



MIAA Tournament Championships





Jennies Basketball All-Americans



Kathy Anderson
1979-80



Laura Clark
1980-81



Carla Eades
'81-82, '82-83 & '83-84



Rosie Jones
1984-85



Jackie Harris
1985-86



Tammy Wilson
1987-88 & 1988-89



Tracie Morris
1991-92




Shelly Metzger
1993-94



Rachel Matakas
1994-95



Bertha Paschal
1995-96



Lashonda Albert
1996-97 & 1997-98



Nicole Caddell
2011-12



Keuna Flax
2012-13, 13-14



Paige Redmond
2016-17, 17-18, 18-19



Morgan Fleming
2019-20



Megan Skaggs
2019-20



Nija Collier
2020-21 & 2021-22



Brooke Littrell
2021-22 & 2022-23

CMSU Retired Numbers



22 **Carla Eades**
1980-84

GP: 120 FG%: .483 AST: 593
GS: 120 FT%: .792 BS: 18
PTS: 2,098 REB: 752 ST: 251

1984 NCAA-II Player of the Year
Three-Time All-American



30 **Tammy Wilson**
1985-89

GP: 122 FG%: .593 AST: 236
GS: 119 FT%: .722 BS: 92
PTS: 2,104 REB: 1,205 ST: 288

1989 NCAA-II Player of the Year Finalist
Two-Time All-American



32 **Kathy Anderson**
1976-80

GP: 112 FG%: .438 AST: 189
GS: 112 FT%: .598 BS: NA
PTS: 1,633 REB: 877 ST: 228

1979-80 Academic All-American
Three-Time Foreign-Tour Participant



33 **Rosie Jones**
1981-85

GP: 119 FG%: .520 AST: 53
GS: 94 FT%: .715 BS: 109
PTS: 1,792 REB: 850 ST: 194

1985 NCAA-II Player of the Year
1984-85 All-American



All-Americans
 1981-82 Carla Eades (3rd-team *Fast Break* Division I)
 1982-83 Carla Eades (Kodak Large-College Division & 1st-team *Fast Break* College Div.)
 1983-84 Carla Eades (Kodak Large-College Division, National Scouting Assn. Div. II, & 1st-team *Fast Break* College Div.)
 1984-85 Rosie Jones (Kodak Division II)
 1985-86 Jackie Harris (Kodak Division II)
 1987-88 Tammy Wilson (Kodak Division II)
 1988-89 Tammy Wilson (Kodak Division II)
 1991-92 Tracie Morris (H.M. Kodak Division II)
 1993-94 Shelly Metzger (H.M. *Women's Division II Bulletin*)
 1994-95 Rachel Matakas (1st-team NCAA Division II SIDs)
 1995-96 Bertha Paschal (3rd-team NCAA Division II SIDs, H.M. Kodak Division II & H.M. *Women's Division II Bulletin*)
 1996-97 Lashonda Albert (H.M. Kodak Division II)
 1997-98 Lashonda Albert (2nd-team Daktronics/NCAA-II SIDs, 3rd-team *Women's Division II Bulletin* & H.M. Kodak Division II)
 2011-12 Nicole Caddell (WBCA All-American Honorable Mention)
 2012-13 Keuna Flax (WBCA All-American Honorable Mention, *Women's Division II Bulletin Honorable Mention*)
 1st-team Daktronics/NCAA-II SIDs
 2013-14 Keuna Flax (WBCA All-American 1st-team *Women's Division II Bulletin 1st-team*)
 1st-team Daktronics/NCAA-II SIDs
 2016-17 Paige Redmond (WBCA All-American Honorable Mention)
 2017-18 Paige Redmond (WBCA All-American 1st Team)
 2018-19 Paige Redmond (WBCA All-American Honorable Mention)
 2019-20 Morgan Fleming (WBCA All-American 1st Team)
 2019-20 Megan Skaggs (WBCA All-American Honorable Mention; D2CCA All-American Honorable Mention)
 2020-21 Nija Collier (D2CCA All-American Honorable Mention)
 2021-22 Nija Collier (WBCA Coaches' All-American; D2CCA Honorable Mention All-American)
 2021-22 Brooke Littrell (D2CCA Second Team All-American)
 2022-23 Brooke Littrell (WBCA Coaches' All-American; D2CCA Third Team All-American)
National Team Selections/Coaches
 1977 Kathy Anderson (Co-Capt.) Mildred Barnes (*Head Coach*) (USA Jr. Select Taiwan Jones Cup Team)
 1978 Kathy Anderson (USA Sr. Select Asia Jones Cup Team)
 1979 Kathy Anderson (USA Russian Spartacade Games Team & USA Pan American Team Alternate)
 1981 Carla Eades (Nat'l Sports Festival Midwest Team & AIA Team to Southeast Asia)
 1983 Jorja Hoehn (*Head Coach*) (AIA Team to Latin America)
National Player of the Year
 1983-84 Carla Eades
 1984-85 Rosie Jones
National Coach of the Year
 1982-83 Jorja Hoehn
 1984-85 Jorja Hoehn
Division II Bulletin National All-Freshman Team
 2003-04 Ashley Millham

Preseason All-Americans
 1975-76 Marilyn Carlson (4th-team *Street & Smith's Yearbook*)
 1978-79 Kathy Anderson (H.M. *Street & Smith's Yearbook*)
 1980-81 Karla Redo (H.M. *Women's Basketball News Service*)
 1982-83 Carla Eades (H.M. *Street & Smith's Yearbook*)
 2013-14 Keuna Flax (Division II Bulletin Super 16)
 2017-18 Paige Redmond (Division II Bulletin Honorable Mention)
Academic All-American of the Year
 2015-16 Shelby Winkelmann
Academic All-Americans
 (*University Division Prior to 1982-83*)
 1979-80 Kathy Anderson (2nd team)
 1980-81 Laura Clark (4th team)
 1982-83 Carla Eades (3rd team)
 1983-84 Carla Eades (2nd team)
 2001-02 Nicole Cassmeyer (3rd team)
 2003-04 Jena Shackelford (1st team)
 2007-08 Lindsey Maple (3rd team)
 2015-16 Shelby Winkelmann (1st team)
NCAA D-II Championships All-Tournament Team Selections
 1982-83 Carla Eades
 1983-84 Carla Eades*, Rosie Jones
 1984-85 Rosie Jones
 1988-89 Tammy Wilson
 2017-18 Paige Redmond*, Kelsey Williams
 *Named most outstanding player.
All-Region/All-District
 1979-80 Margaret Nielsen (Women's Basketball News Service & National Scouting Association)
 1979-80 Karla Redo (Women's Basketball News Service & H.M. Nat'l All-Freshman Team)
 1981-82 Carla Eades (Kodak/AIAW Division I)
 1982-83 Carla Eades (Kodak Large-College Division & *Fast Break* College Division)
 1983-84 Carla Eades (Kodak Large-College Division, *Fast Break* College Division & *Regional Player of the Year*)
 1983-84 Rosie Jones (Kodak Large College Division & *Fast Break* College Division)
 1984-85 Rosie Jones (Kodak Division II)
 1985-86 Jackie Harris (Kodak Division II)
 1986-87 Tammy Wilson (Kodak Division II)
 1987-88 Tammy Wilson (Kodak Division II)
 1988-89 Tammy Wilson (Kodak Division II)
 1989-90 Barb Sorensen (Kodak Division II)
 1994-95 Rachel Matakas (1st-team NCAA Division II SIDs)
 1995-96 Rachel Matakas (1st-team NCAA Division II SIDs)
 1995-96 Bertha Paschal (1st-team NCAA Division II SIDs)
 1997-98 Lashonda Albert (1st-team Daktronics/NCAA-II SIDs)
 2000-01 Lori Nichols (2nd-team Daktronics/NCAA-II SIDs)
 2005-06 Tiffany Vincent (1st-team WBCA All-Region 6 & 2nd-team Daktronics/NCAA-II SIDs)
 2013-14 Keuna Flax (1st-team Daktronics/NCAA-II SIDs)
 2015-16 Shelby Winkelmann (Second-team CCA)
 2016-17 Paige Redmond (Second-team CCA)
 2017-18 Paige Redmond (First Team CCA)
 2018-19 Paige Redmond (First Team CCA)
 2019-20 Morgan Fleming (Second Team CCA)
 2019-20 Megan Skaggs

(First Team CCA)
 2020-21 Nija Collier (First Team CCA)
 2021-22 Brooke Littrell (First Team CCA)
 2021-22 Nija Collier (Second Team CCA)
 2022-23 Brooke Littrell (First Team CCA)
Academic All-District
 (*University Division Prior to 1982-83*)
 1979-80 Kathy Anderson
 1980-81 Laura Clark
 1981-82 Carla Eades
 1982-83 Carla Eades
 1983-84 Carla Eades
 1992-93 Kristi Lawson (3rd)
 1994-95 Amy Feuerborn (3rd)
 2000-01 Nicole Cassmeyer (2nd)
 Molly Knobbe (3rd)
 2001-02 Nicole Cassmeyer (1st)
 Molly Knobe (2nd)
 2002-03 Jena Shackelford (2nd)
 2003-04 Jena Shackelford (1st)
 2006-07 Lindsey Maple (1st)
 Meagan Fromm (2nd)
 Ashley Millham (3rd)
 2007-08 Lindsey Maple (1st)
 2015-16 Shelby Winkelmann (1st)
 2017-18 Kelsey Williams (2nd)
 2018-19 Morgan Fleming (1st)
 Megan Skaggs (2nd)
 2020-21 Gigi McAtee (1st)
 2021-22 Olivia Nelson
 Kade Hackerott
 Graycen Holden
Region Coach of the Year
 1982-83 Jorja Hoehn (*Fast Break* College Division)
 1983-84 Jorja Hoehn (Converse Division II)
 2017-18 Dave Slifer (WBCA)
National Assistant Coach of the Year
 2020-21 Mike Nicholson (WBCA)
Regional All-Tournament
 (AIAW prior to 1982-83)
 1971-72 Diana Burrell, Robin Turley
 1979-80 Karla Redo
 1981-82 Carla Eades, Sara Figg
 1982-83 Carla Eades
 Sheri Hartenberger, Rosie Jones*
 1983-84 Carla Eades*
 1984-85 Jackie Harris*, Rosie Jones
 1985-86 Jackie Harris*
 1987-88 Tammy Wilson
 1988-89 Barb Sorensen, Tammy Wilson*
 1989-90 Gina Blanks
 Barb Sorensen*, Robin Williams
 2017-18 Paige Redmond*, Megan Skaggs
 2020-21 Brooke Littrell*, Olivia Nelson
 *Named most outstanding player
MAIAW State All-Tournament
 (*Information not available prior to '78-79*)
 1978-79 Kathy Anderson
 Margaret Nielsen (MVP)
All-MIAA
 (*Honorable mention suspended from '91-93*)
 1982-83 Carla Eades (1st team)
 Rosie Jones (1st team)
 Sheri Hartenberger (2nd team)
 Alesia Prince (H.M.)
 1983-84 Carla Eades (1st team)
 Rosie Jones (1st team)
 Jackie Harris (2nd team)
 Sheri Hartenberger (H.M.)
 1984-85 Rosie Jones (1st team)
 Shara Sherman (1st team)
 Jackie Harris (H.M.)
 Tammy Noah (H.M.)
 Alesia Prince (H.M.)
 1985-86 Jackie Harris (1st team)
 Shara Sherman (2nd team)
 Tammy Wilson (2nd team)
 Crista Troester (H.M.)
 1986-87 Tammy Wilson (1st team)
 Barb Sorensen (2nd team)
 Tammy Noah (H.M.)

Robin Williams (H.M.)
 1987-88 Robin Williams (1st team)
 Tammy Wilson (1st team)
 Barb Sorensen (2nd team)
 Cathy Hagenbaumer (H.M.)
 Dawn Thomas (H.M.)
 1988-89 Barb Sorensen (1st team)
 Tammy Wilson (1st team)
 Cathy Hagenbaumer (H.M.)
 Dawn Thomas (H.M.)
 Robin Williams (H.M.)
 1989-90 Barb Sorensen (1st team)
 Cathy Hagenbaumer (2nd team)
 Robin Williams (2nd team)
 Dawn Thomas (H.M.)
 1990-91 Gina Blanks (1st team)
 Tracie Morris (2nd team)
 Kristi Lawson (H.M.)
 Dawn Thomas (H.M.)
 1991-92 Gina Blanks (1st team)
 Tracie Morris (1st team)
 Kristi Lawson (2nd team)
 1992-93 Gina Blanks (1st team)
 Kristi Lawson (2nd team)
 1993-94 Shelly Metzger (1st team)
 Rachel Matakas (H.M.)
 1994-95 Rachel Matakas (1st team)
 Kendra Banzer (H.M.)
 1995-96 Bertha Paschal (1st team)
 Rachel Matakas (2nd team)
 Donease Smith (H.M.)
 1996-97 Lashonda Albert (1st team)
 Jessica Burkholder (2nd team)
 Gretchen Lacey (H.M.)
 Donease Smith (H.M.)
 1997-98 Lashonda Albert (1st team)
 Jessica Burkholder (H.M.)
 Donease Smith (H.M.)
 1998-99 Lori Nichols (H.M.)
 Marlies Ozias (H.M.)
 Kelly Sutton (H.M.)
 1999-00 Lori Nichols (1st team)
 Molly Knobbe (H.M.)
 2000-01 Lori Nichols (2nd team)
 Blanche Tucker (H.M.)
 2001-02 Jena Shackelford (H.M.)
 2002-03 Jena Shackelford (H.M.)
 Kinsey Lehe (H.M.)
 2003-04 Jena Shackelford (2nd team)
 Ashley Millham (H.M.)
 2004-05 Tiffany Vincent (2nd team)
 Bethany Orendorff (H.M.)
 2005-06 Tiffany Vincent (1st team)
 Lindsey Maple (2nd team)
 2006-07 Kim Battle (All-Def. Team)
 Lindsey Maple (H.M.)
 Kara Fleming (H.M.)
 Jojuana Jones (H.M., All-Def. Team)
 Lindsey Maple (2nd team)
 2008-09 Kara Fleming (2nd team)
 2009-10 Rebecca Roberts (1st team)
 Danielle Shows (HM)
 Deidra Dace (All-Defensive Team)
 2010-11 Kara Fleming (2nd team)
 Becca Roberts (HM)
 Nicole Caddell (HM)
 2011-12 Nicole Caddell (1st team)
 Taylor Hanson (HM)
 Alyssa Rhodes (HM)
 2012-13 Keuna Flax (1st team)
 Nicole Caddell (2nd team)
 BreAnna Lewis (3rd team)
 2013-14 Keuna Flax (1st team)
 BreAnna Lewis (2nd team)
 Revonnia Howard (HM)
 2014-15 Shelby Winkelmann (1st team)
 Revonnia Howard (3rd team)
 Jasmine Thompson (HM)
 2015-16 Shelby Winkelmann (1st team)
 Ashley Jones (HM)
 2016-17 Paige Redmond (First Team)
 Kayonna Lee (HM)
 Megan Skaggs (HM)
 2017-18 Paige Redmond (1st team)
 Morgan Fleming (2nd team)
 Kayonna Lee (HM)
 Megan Skaggs (HM)
 Kelsey Williams (HM)
 2018-19 Paige Redmond (1st team)
 Morgan Fleming (1st team)
 Megan Skaggs (3rd team)



JENNIES BASKETBALL

JENNIES BASKETBALL AWARDS & HONORS

2019-20 Sydney Crockett (HM)
 Morgan Fleming (1st team)
 Megan Skaggs (1st team)
 Nija Collier (2nd team/DPOY)

2020-21 Nija Collier (1st team)
 Olivia Nelson (2nd team)
 Graycen Holden (3rd team)
 Gigi McAtee (HM)

2021-22 Brooke Littrell (1st team)
 Nija Collier (1st team/DPOY)
 Olivia Nelson (HM)

2022-23 Brooke Littrell (1st team/POY)
 Olivia Nelson (2nd team/Def. Team)

MIAA Most Valuable Player/Player of the Year
 1982-83 Carla Eades
 1983-84 Carla Eades
 1984-85 Rosie Jones
 1985-86 Jackie Harris (co-MVP)
 1986-87 Tammy Wilson
 1987-88 Tammy Wilson
 1988-89 Barb Sorensen
 1994-95 Rachel Matakas
 2013-14 Keuna Flax
 2017-18 Paige Redmond
 2019-20 Megan Skaggs
 2022-23 Brooke Littrell

MIAA Defensive Player of the Year
 2017-18 Kayonna Lee
 2019-20 Nija Collier
 2020-21 Morgan VanHyfte
 2021-22 Nija Collier

MIAA Newcomer of the Year
(Selected only from 1987-93)
 1990-91 Tracie Morris

MIAA All-Freshman Team
(Selected only from 1989-93)
 1989-90 Kristi Lawson
 1990-91 Dawn Travis
 1991-92 Kendra Banzet
 1992-93 Mickie Brown

MIAA Freshman of the Year
(Selected since 1993-94)
 2000-01 Jena Shackelford
 2003-04 Ashley Millham
 2007-08 Kara Fleming

MIAA Coach of the Year
 1982-83 Jorja Hoehn
 1984-85 Jorja Hoehn
 1988-89 Jon Pye
 1999-00 Scott Ballard
 2017-18 Dave Slifer
 2019-20 Dave Slifer

MIAA Winter Sports Female Scholar-Athlete of the Year
(Instead of Ken B. Jones Award)
 2019-20 Morgan Fleming

MIAA A-Game Scholar
 2022-23 Olivia Nelson

MIAA Scholar-Athlete Team
(discontinued from 1990-2008)
 1987-88 Lori Painter
 1989-90 Karen Chalupny
 Cathy Hagenbaumer, Dawn Thomas
 1990-91 Karen Chalupny
 Kristi Lawson, Dawn Thomas
 2009-10 Becca Roberts
 2010-11 Becca Roberts, Alyssa Rhodes

MIAA Scholar-Athlete Award
 1991-92 Kristi Lawson
 1992-93 Kendra Banzet, Kristi Lawson
 1993-94 Kendra Banzet, Janice Haslag
 1994-95 Kendra Banzet
 Amy Brandsgaard, Amy Feuerborn
 1995-96 Amy Feuerborn,
 Allison Murphy
 1996-97 Amy Feuerborn, Kristie Nelson
 1998-99 Marlies Ozias, Kelly Sutton
 1999-00 Molly Knobbe
 2000-01 Jena Shackelford
 2001-02 Jena Shackelford
 2002-03 Jena Shackelford
 2003-04 Jena Shackelford,
 Ashley Millham
 2004-05 Bethany Orendorff
 2005-06 Lindsey Maple
 2011-12 Taylor Hanson, Alyssa Rhodes
 2014-15 Shelby Winkelmann
 2015-16 Shelby Winkelmann
 2016-17 Megan Skaggs
 2017-18 Morgan Fleming,
 Megan Skaggs, Kelsey Williams
 2018-19 Morgan Fleming

2019-20 Morgan Fleming,
 Megan Skaggs

2020-21 Graycen Holden, Gigi McAtee,
 Olivia Nelson, Morgan VanHyfte

2021-22 Olivia Nelson
 2022-23 Olivia Nelson

MIAA Commissioner's Academic Honor Roll
 1997-98 Donease Smith,
 Dené Williamson
 1998-99 Jenny Higginson,
 Marlies Ozias
 1999-00 Nicole Cassmeyer,
 Molly Knobbe, Ashley Lawrence, Lori
 Nichols, Marlies Ozias, Kelly Sutton,
 Katie Vaske
 2000-01 Stacy Butterworth
 Nicole Cassmeyer, Molly Knobbe
 Ashley Lawrence, Lori Nichols
 Marlies Ozias, Katie Vaske
 2001-02 Stacy Butterworth
 Nicole Cassmeyer, Molly Knobbe
 Michelle LaBoube, Lori Nichols
 Jena Shackelford, Katie Vaske
 2002-03 Stacy Butterworth, Kinsey Lehe
 Robin Miller, Jill Oldfield
 Bethany Orendorff, Jena Shackelford
 2003-04 Kinsey Lehe
 Lisa Millham, Bethany Orendorff
 Anna Rorvig, Jena Shackelford
 2004-05 Meagan Fromm
 Kinsey Lehe, Ashley Millham
 Lisa Millham, Bethany Orendorff
 Melissa Richardson, Anna Rorvig
 2005-06 Kim Battle, Stephenie Cook
 Cydney Franklin, Meagan Fromm
 Lindsey Maple, Ashley Millham
 Kara Rewerts, Anna Rorvig
 2007-08 Stephenie Cook,
 Lindsey Maple
 2008-09 Dominica Blakemore, Rachel
 Cutts, Katy Davenport, Kara Fleming,
 Kelce Goebel, Taylor Hanson,
 Melia Pence, Rebecca Roberts
 Meghan Waggoner, Liz Waggoner
 2009-10 Kara Fleming, Kelce Goebel
 Taylor Hanson, Brittney Slifer,
 Meghan Waggoner
 2010-11 Kara Fleming, Kelce Goebel
 Taylor Hanson, Kiersten Orton
 Becca Roberts, Renae Shippy
 Erlisha Tamplin
 2011-12 Danielle Barry,
 Breonna Embray
 Taylor Hanson, Katie Kelly
 Kiersten Orton, Alyssa Rhodes
 Emma Schmidt, Renae Shippy
 Brielle Wattlely
 2012-13 Danielle Barry,
 Breonna Embray, Katie Kelly, Kiersten
 Orton, Quinnecia Twine, Brielle Wattlely
 Mollie Williams, Shelby Winkelmann
 2013-14 Danielle Barry
 Breonna Embray, Katie Kelly
 Kiersten Orton, Amanda Rodenberg
 Andee Wahlert, Brielle Wattlely
 Shelby Winkelmann
 2014-15 Danielle Barry
 Breonna Embray, Amanda Rodenberg
 Andee Wahlert, Brielle Wattlely
 Shelby Winkelmann
 2015-16 Danielle Barry
 Sydney Crockett, Kendra Gladbach,
 Emilie Jobst, Savannah Roberts,
 Peyton Taylor, Andee Wahlert,
 Shelby Winkelmann
 2016-17 Sydney Crockett, Morgan
 Fleming, Kendra Gladbach, Emilie
 Jobst, Devine Ndu, Paige Redmond,
 Megan Skags, Sydney Skaggs, Peyton
 Taylor, Andee Wahlert, Kelsey Williams
 2017-18 Sydney Crockett, Morgan
 Fleming, Abby Gann, Kendra
 Gladbach, Emilie Jobst, Gigi McAtee,
 Madison Sandor, Jolene Shipps, Megan
 Skaggs, Sydney Skaggs, Peyton Taylor,
 Kelsey Williams
 2018-19 Madison Cook, Adria Costley,
 Sydney Crockett, Kim Crown, Morgan
 Fleming, Abby Gann, Emilie Jobst, Gigi
 McAtee, Paige Redmond, Megan
 Skaggs, Peyton Taylor

2019-20 Madison Cook, Adria Costley,
 Kim Crown, Elisha Davis, Morgan
 Fleming, Emilie Jobst, Gigi McAtee,
 Sydnee Shovanec, Megan Skaggs,
 Ryann Stearns, Camryn Swanson,
 Peyton Taylor

2020-21 Charley
 Bovaird, Madison Cook, Adria Costley,
 Kade Hackerott, Graycen Holden, Gigi
 McAtee, Olivia Nelson, Madisyn Pense,
 Sydnee Schovanec, Ryann Stearns,
 Camryn Swanson, Morgan VanHyfte,
 Makenna Vanzant, Ali Vigil

2021-22 Charley Bovaird,
 Madison Cook, Kade Hackerott,
 Graycen Holden, Olivia Nelson,
 Camryn Swanson, Makenna Vanzant,
 Ali Vigil

2022-23 Charley Bovaird, Kade
 Hackerott, Graycen Holden, Brooke
 Littrell, Olivia Nelson, Ali Vigil

Academic Excellence Award
 1998-99 Nicole Cassmeyer
 Molly Knobbe, Kelly Sutton
 1999-00 Nicole Cassmeyer
 Molly Knobbe, Kelly Sutton
 2000-01 Nicole Cassmeyer, Molly
 Knobbe
 2001-02 Nicole Cassmeyer
 Molly Knobbe, Bethany Orendorff
 2003-04 Lisa Millham, Jena Shackelford
 2005-06 Lindsey Maple
 2010-11 Kiersten Orton
 2011-12 Kiersten Orton
 2012-13 Kiersten Orton,
 Shelby Winkelmann
 Kiersten Orton
 2013-14 Shelby Winkelmann
 2014-15 Shelby Winkelmann
 2015-16 Shelby Winkelmann
 2016-17 Morgan Fleming,
 Kelsey Williams
 2017-18 Gigi McAtee, Kelsey Williams
 2018-19 Adria Costley, Gigi McAtee
 2019-20 Adria Costley, Gigi McAtee
 2020-21 Gigi McAtee
 2021-22 Olivia Nelson
 2022-23 Olivia Nelson

CMSU Special Anniversary Teams
All-Decade Team (1970-80)
(Chosen by committee; honored 2-21-81)
 Kathy Anderson 1976-80
 Marilyn Carlson 1973-77
 Laura Clark 1977-81
 Marsha Graef 1972-76
 Margaret Nielsen 1978-80
 Candy Rangler 1975-78
 Sandy Schneider 1974-76
 Gayla Steenberg 1970-74
 Diana (Burrell) Tingler 1970-74

All-Decade Team (1980-90)
(Chosen by fan vote; honored 2-23-91)
 Carla Eades 1980-84
 Jackie Harris 1982-86
 Cathy Hagenbaumer 1986-90
 Sheri Hartenberger 1980-84
 Rosie Jones 1981-85
 Tammy Noah 1982-87
 Barb Sorensen 1986-90
 Dawn Thomas 1987-91
 Robin Williams 1986-90
 Tammy Wilson 1985-89

Silver Anniversary Team (1970-95)
(Chosen by committee; honored 2-18-95)
 Kathy Anderson 1976-80
 Gina Blanks 1989-93
 Marilyn Carlson 1973-77
 Laura Clark 1977-81
 Carla Eades 1980-84
 Jackie Harris 1982-86
 Sheri Hartenberger 1980-84
 Rosie Jones 1981-85
 Tracie Morris 1990-92
 Margaret Nielsen 1978-80
 Sandy Schneider 1974-76
 Shara Sherman 1983-86
 Barb Sorensen 1986-90
 Tammy Wilson 1985-89

Gold Anniversary Team (1996-2020)
(Chosen by committee; honored 2-1-20)
 LaShonda Albert 1996-98
 Nicole Caddell 2010-13
 Keuna Flax 2012-14
 Kara Fleming 2007-11
 Morgan Fleming 2016-20
 Lindsey Maple 2004-08
 Rachel Matakas 1993-96
 Lori Nichols 1998-2002
 Bertha Paschal 1995-96
 Paige Redmond 2015-19
 Jena Shackelford 2000-04
 Megan Skaggs 2016-20
 Tiffany Vincent 2004-06
 Shelby Winkelmann 2012-16

Team Captains
 1996-97 Amy Feuerborn, Donease
 Smith
 1997-98 Lashonda Albert, Jessica
 Burkholder, Donease Smith
 1998-99 Andy Maurer, Marlies Ozias
 1999-00 Molly Knobbe, Marlies Ozias
 2000-01 Molly Knobbe
 Marlies Ozias, Blanche Tucker
 2001-02 Molly Knobbe
 Nicole Cassmeyer, Lori Nichols
 2002-03 Sha Kelley, Jena Shackelford
 2003-04 Kinsey Lehe, Jena Shackelford
 2004-05 Bethany Orendorff
 2005-06 Anna Rorvig
 2006-07 Ashley Millham, Meagan
 Fromm
 2007-08 Stephenie Cook, Lindsey
 Maple
 2008-09 Dominica Blakemore
 Katy Davenport
 2009-10 Meghan Waggoner, Brittney
 Slifer
 2010-11 Kara Fleming, Becca Roberts



**National Statistical Leaders
(Since 1995-96)**

Individual

(If ranked in the top 50)

Scoring

1995-96	Bertha Paschal (30th)
1997-98	Lashonda Albert (9th)
2007-08	Lindsey Maple (43rd)
2012-13	Keuna Flax (9th)
2013-14	Keuna Flax (T-21st)
2015-16	Shelby Winkelmann (22nd)
2021-22	Brooke Littrell (5th)
2021-22	Nija Collier (31st)
2022-23	Brooke Littrell (26th)

Field Goals Made

2015-16	Shelby Winkelmann (34th)
2020-21	Nija Collier (27th)
2021-22	Brooke Littrell (13th)
2021-22	Nija Collier (33rd)
2022-23	Brooke Littrell (38th)

Rebounds

2007-08	Jajuana Jones (15th)
2012-13	Nicole Caddell (22nd)
2017-18	Kayonna Lee (46th)
2019-20	Nija Collier (31st)
2020-21	Nija Collier (12th)
2021-22	Nija Collier (4th)
2021-22	Brooke Littrell (40th)
2022-23	Brooke Littrell (43rd)

Three-Pt. FG Made per Game

1996-97	Jessica Burkholder (7th)
1997-98	Jessica Burkholder (12th)
1999-00	Lori Nichols (35th)
2000-01	Lori Nichols (8th)
2001-02	Jena Shackelford (50th)
2003-04	Jena Shackelford (29th)
2007-08	Lindsey Maple (45th)
2011-12	Taylor Hanson (26th)
2012-13	BreAnna Lewis (T-8th)

Three-Point Field-Goal Percentage

1995-96	Bertha Paschal (11th)
2000-01	Lori Nichols (25th)
2000-01	Jena Shackelford (26-T)
2001-02	Jena Shackelford (24th)
2003-04	Jena Shackelford (19th)
2005-06	Lindsey Maple (29th)
2011-12	Taylor Hanson (8th)
2012-13	BreAnna Lewis (50th)

Free-Throw Percentage

1998-99	Kelly Sutton (12th)
2000-01	Blanche Tucker (7th)
2001-02	Molly Knobbe (1st)
2005-06	Lindsey Maple (8th)
2007-08	Lindsey Maple (2nd)
2015-16	Paige Redmond (25th)
2017-18	Paige Redmond (44th)
2021-22	Brooke Littrell (15th)

Assists

2001-02	I'sha Kelley (38th)
2003-04	Ashley Millham (38th)
2008-09	Kara Fleming (34th)
2009-10	Kara Fleming (37th)
2010-11	Kara Fleming (8th)
2018-19	Paige Redmond (31st)
2020-21	Olivia Nelson (25th)
2021-22	Olivia Nelson (20th)

Assists-to-Turnover Ratio

2011-12	Alyssa Rhodes (30th)
2017-18	Kelsey Williams (20th)

Blocked Shots

1997-98	Lashonda Albert (26th)
2019-20	Nija Collier (32nd)
2021-22	Nija Collier (34th)
2022-23	Ashley Tull (27th)

Steals

1997-98	Lashonda Albert (18th)
2020-21	Morgan VanHyfte (9th)
	Olivia Nelson (24th)

Field Goal Percentage

2004-05	Tiffany Vincent (21st)
2005-06	Tiffany Vincent (46th)

2009-10	Rebecca Roberts (27th)
2011-12	Shaquanda Wiggins (5th)
	Nicole Caddell (48th)
2012-13	Keuna Flax (38th)
2013-14	Keuna Flax (30th)
2015-16	Ashley Jones (23rd)
2017-18	Megan Skaggs (16th)

Minutes

2017-18	Paige Redmond (10th)
2018-19	Paige Redmond (4th)
2018-19	Morgan Fleming (47th)
2019-20	Megan Skaggs (40th)
2020-21	Gigi McAtee (6th)
2020-21	Olivia Nelson (9th)
2020-21	Morgan VanHyfte (47th)
2021-22	Charley Bovaird (11th)
2021-22	Olivia Nelson (13th)
2021-22	Brooke Littrell (19th)
2021-22	Nija Collier (20th)

Team

(If ranked in the top 50)

Scoring Offense

2001-02 (72.5 avg.)	44th
2004-05 (73.3 avg.)	39th
2005-06 (75.3 avg.)	22nd
2012-13 (71.5 avg.)	29th
2013-14 (75.8 avg.)	41st
2022-23 (75.3 avg.)	15th

Scoring Defense

1995-96 (58.4 avg.)	8th
1996-97 (58.8 avg.)	20th
2016-17 (58.3 avg.)	27th
2017-18 (56.8 avg.)	14th
2019-20 (57.4 avg.)	27th
2020-21 (59.5 avg.)	32nd

Scoring Margin

1995-96 (17.5 avg.)	15th
1999-00 (12.3 avg.)	27th
2005-06 (11.4 avg.)	29th
2013-14 (8.9 avg.)	33rd
2016-17 (11.9 avg.)	32nd
2017-18 (16.0 avg.)	14th
2019-20 (12.9 avg.)	32nd
2020-21 (10.4 avg.)	34th
2022-23 (14.3 avg.)	14th

Field-Goal Percentage

1995-96 (.473)	10th
1996-97 (.450)	29th
1997-98 (.463)	19th
1999-00 (.457)	21st
2001-02 (.432)	50th
2004-05 (.446)	25th
2005-06 (.440)	30th
2009-10 (.431)	42nd
2011-12 (.440)	18th
2015-16 (.429)	46th
2017-18 (.461)	12th
2018-19 (.446)	26th
2019-20 (.436)	45th
2020-21 (.434)	38th
2021-22 (.451)	16th
2022-23 (.464)	8th

Three-Point FG Made per Game

1996-97 (5.3 avg.)	30th
2000-01 (6.3 avg.)	19th
2001-02 (5.8 avg.)	44th
2003-04 (6.6 avg.)	26th
2005-06 (7.0 avg.)	23rd
2007-08 (6.7 avg.)	38th
2008-09 (7.8 avg.)	15th
2010-11 (6.8 avg.)	39th
2011-12 (7.2 avg.)	24th
2012-13 (6.7 avg.)	36th
2018-19 (8.3 avg.)	27th

Three-Point Field-Goal Pct.

1996-97 (.349)	26th
1997-98 (.358)	21st
2000-01 (.362)	29th
2003-04 (.369)	19th
2005-06 (.383)	8th
2010-11 (.350)	42nd
2011-12 (.371)	10th
2012-13 (.344)	35th
2017-18 (.349)	46th

Free-Throw Percentage

1997-98 (.745)	11th
1998-99 (.731)	21st
2000-01 (.754)	11th
2001-02 (.781)	2nd
2003-04 (.743)	36th
2007-08 (.732)	49th
2014-15 (.758)	34th
2016-17 (.753)	40th
2017-18 (.770)	25th
2018-19 (.753)	48th
2020-21 (.756)	42nd
2021-22 (.786)	14th

Rebound Margin

1999-00 (7.7 avg.)	18th
2010-11 (5.4 avg.)	33rd
2019-20 (7.6 avg.)	27th
2020-21 (7.2 avg.)	18th
2021-22 (6.0 avg.)	40th
2022-23 (8.8 avg.)	6th

Rebounds Per Game

2022-23 (40.3 avg.)	46th
---------------------	------

Assists Per Game

2005-06 (17.7 avg.)	14th
2017-18 (14.7 avg.)	34th
2018-19 (14.6 avg.)	47th
2022-23 (14.8 avg.)	42nd

Assist/Turnover Ratio

2009-10 (1.03)	23rd
2011-12 (1.01)	23rd
2013-14 (1.05)	33rd
2016-17 (1.13)	22nd
2017-18 (1.22)	14th
2022-23 (1.09)	27th

Fewest Turnovers

2011-12 (14.1 avg.)	16th
2012-13 (14.0 avg.)	14th
2013-14 (12.9 avg.)	10th
2014-15 (14.0 avg.)	32nd
2016-17 (11.6 avg.)	4th
2017-18 (12.0 avg.)	7th
2018-19 (14.0 avg.)	41st

Turnover Margin

2017-18 (3.30 avg.)	45th
---------------------	------

Blocks Per Game

2011-12 (4.9 avg.)	22nd
2019-20 (4.4 avg.)	32nd
2020-21 (3.7 avg.)	49th
2022-23 (3.8 avg.)	32nd

Win-Loss Percentage

1995-96 (.821/23-5)	20th-tie
1999-00 (.759/22-7)	35th
2001-02 (.700/21-9)	T-48th
2004-05 (.742/23-8)	T-33rd
2012-13 (.800/24-6)	T-18th
2013-14 (.839/26-5)	T-12th
2016-17 (.774/24-7)	30th
2017-18 (.909/30-3)	6th
2018-19 (.781/25-7)	33rd
2019-20 (.871/27-4)	14th
2020-21 (.821/23-5)	22nd
2022-23 (.833/25-5)	17th

**Regular-Season
Tournament Finishes
(Since 1995-96)**

1996	Rollins Invitational (1st)
1998	Neb.-Omaha Tournament (4th)
1999	UCM Jennies Classic (2nd)
	Cancun Tournament (1st)
2000	UCM Jennies Classic (2nd)
	Metro State Classic (1st)
2001	UCM Jennies Classic (2nd)
2013	Rollins Tip-off Classic (1st)

**Professional Draft Choices
(Round, Franchise, League)**

1980	Kathy Anderson
	[6th/New Orleans Pride (WBL)]
1980	Margaret Nielsen
	[3rd/San Francisco Pioneers (WBL)]
1984	Carla Eades
	[3rd pick/New York (Women's ABA)]



- A -

Agnew, Mary Lynne - 1970-71
 Agnew, Pattie - 1971-72, 72-73, 73-74, 74-75
 Ahr, Leslie - **1982-83**
 Albert, Lashonda - **1996-97, 97-98**
 Allen, Julia - **1996-97**
 Allen, Mandy - 1999-00
 Allen, Megan - 2017-18, **2018-19**
 Allie, Shelly - **1985-86**
 Anderson, Elnora - 1971-72, 72-73
 Anderson, Kathy - **1976-77, 77-78, 78-79, 79-80**
 Anderson, Traci - **1996-97**
 Arrington, Toni - 1986-87

- B -

Babcock, Kathryn - 2002-03
 Ballmann, Jenny - **1996-97**
 Bandstra, Angie - 2003-04
 Banzet, Kendra - **1991-92, 92-93, 93-94, 94-95**
 Barcomb, Suzy - **1980-81**
 Barry, Danielle - **2012-13, 13-14, 14-15, 15-16**
 Battle, Kim - **2005-06, 06-07**
 Becker, Carol - **1984-85, 86-87**
 Beckley, Sarah - **1996-97**
 Bellows, Rachel - **1997-98, 98-99**
 Benitez, Ana - **2000-01, 01-02**
 Bitsoi, Tanisha - **2006-07**
 Blake, Lauren - **2022-23**
 Blakemore, Dominica - **2007-08, 08-09**
 Blanks, Gina - **1989-90, 90-91, 91-92, 92-93**
 Bley, Brenda - 1974-75
 Boe, Lisa - **1990-91, 91-92**
 Bounds, Danielle - **2012-13**
 Bovaird, Charley - 2020-21, **21-22**, *22-23
 Braden, Tracey - **1986-87, 87-88**
 Bradshaw, Danita - 1996-97
 Brandsgaard, Amy - **1993-94, 94-95**
 Brasier, Debbie - 1979-80
 Brooks, Kasey - **2006-07**
 Brown, Christie - **2002-03**
 Brown, Debbie - 1971-72, 72-73, 73-74
 Brown, Mickie - **1992-93, 93-94, 95-96**
 Brown, Saraethea - **2010-11, 11-12**
 Brummert, Lisa - **1978-79, 79-80, 81-82**
 Buck, Karla - **1984-85, 85-86**
 Bunch, Krissy - **1991-92, 92-93**
 Burgener, Sheryl - 1975-76, **76-77, 77-78**
 Burkholder, Jessica - **1996-97, 97-98**
 Burnett, Jeanne - 1974-75
 Burroughs, Lori - 1981-82
 Bushnell, Mary - 1981-82
 Butler, Ruth - 1972-73, 73-74
 Butterworth, Stacy - **1999-00, 00-01, 01-02, 02-03**
 Byers, Kay - 1970-71

- C -

Caddell, Nicole - **2010-11, 11-12, 12-13**
 Campbell, Julie - **1986-87**
 Campbell, Robin - **2022-23**
 Carlson, Marilyn - 1973-74, 74-75, 75-76, **76-77**
 Carpenter, Terri - **1977-78, 78-79**
 Cassmeyer, Nicole - **1998-99, 99-00, 00-01, 01-02**
 Chalupny, Karen - **1987-88, 88-89, 89-90, 90-91**
 Cherry, Pam - 1973-74, 74-75
 Clark, Laura - **1977-78, 78-79, 79-80, 80-81**
 Cliffe, Diana - 1970-71
 Cook, Stephenie - **2004-05, 05-06, 06-07, 07-08**
 Cole, Sharon (Hilbrenner) - **1981-82, 82-83**
 Collier, Nija - **2019-20, 20-21, 21-22**
 Condra, Terri - 1975-76
 Cook, Madison - **2019-20, 20-21, 21-22**
 Costley, Adria - **2018-19, 19-20, 20-21***
 Crockett, Sydney - **2015-16, 16-17, 17-18, 18-19**
 Crooks, Linda - 1970-71
 Crown, Kim - **2018-19, 19-20**
 Cutts, Rachel - **2007-08, 08-09**

- D -

Dace, Deidra - **2007-08, 08-09, 09-10**
 Davenport, Katy - **2008-09**
 Davis, Elisha - **2019-20**
 Diserens, Megan - **1997-98**
 Dixon, Jo - **1996-97**
 Dooley, Mary Kay - 1971-72, 72-73, 73-74
 Douglas, Nicole - **1993-94**
 Draper, Lisa - **1981-82**
 Duffy, Ashley - **2015-16, 16-17**
 Dunavant, Nancy - 1970-71, 71-72

- E -

Eades, Carla - **1980-81, 81-82, 82-83, 83-84**
 Easley, Debbie - 1975-76, **76-77, 77-78, 78-79**
 Elder, Joyce - **1976-77, 77-78**
 Elliott, Brenda - 1970-71
 Elmore, Monique - **1992-93, 93-94**

Elton, Kendra - **1992-93**
 Embray, Breonna - **2011-12, 12-13, 13-14, 14-15**
 Evans, Candy - 1980-81

- F -

Faulkner, Sue - 1970-71
 Ferriman, Jennifer - **1994-95, 95-96**
 Feuerborn, Amy - **1993-94, 94-95, 95-96, 96-97**
 Fields, Elaine - 1975-76
 Figg, Sara - **1981-82, 82-83**
 Flax, Keuna - **2012-13, 13-14**
 Fleming, Kara - **2007-08, 08-09, 09-10, 10-11**
 Fleming, Morgan - **2016-17, 17-18, 18-19, 19-20**
 Fouse, Michelle - **1998-99, 99-00**
 Franklin, Cydney - **2005-06**
 Fromm, Meagan - **2003-04, 04-05, 05-06, 06-07**
 Frost, Lauren - **2022-23**

- G -

Gann, Abby - **2017-18, 18-19**
 Gard, Chris - **1990-91**
 Gladbach, Kendra - 2015-16, **16-17, 17-18**
 Graef, Marsha - 1972-73, 73-74, 74-75, 75-76
 Griffith, Angie - **1988-89**
 Godfrey, Olivia - **2014-15**
 Godinet, Morgan - **2015-16**
 Goebel, Kelce - **2007-08, 08-09, 09-10, 10-11**

- H -

Haag, Melissa - **2004-05**
 Hackerott, Kade - **2020-21, 21-22, 22-23**
 Hagenbaumer, Cathy - **1986-87, 87-88, 88-89, 89-90**
 Hanson, Allegra - 1975-76
 Hanson, Taylor - **2008-09, 09-10, 10-11, 11-12**
 Hargrave, Kathy - 1974-75, 75-76, **76-77**
 Harris, Jackie - **1982-83, 83-84, 84-85, 85-86**
 Harrison, Fawna - **1982-83, 83-84**
 Harshbarger, Andra - **1978-79**
 Hartenberger, Sheri - **1980-81, 81-82, 82-83, 83-84**
 Haslag, Janice - **1992-93, 93-94**
 Haynes, Neasha - **2010-11**
 Hicks, Stephanie - **2006-07, 07-08**
 Higgerson, Jenny - **1997-98, 98-99**
 Holden, Graycen - **2020-21**, *21-22, **22-23**
 Holmes, Michelle - 1975-76
 Horseman, Jerri - 1972-73
 Howard, Jean - 1974-75
 Howard, Revonnia - **2013-14, 14-15**
 Hutchison, Peggy - 1971-72, 72-73

- J -

Jim, Jennifer - **1978-79, 79-80**
 Jobst, Emilie - 2015-16, **16-17, 17-18, 18-19**
 Johnson, Janet - **1979-80, 80-81**
 Jones, Ashley - **2015-16**
 Jones, Jojuana - **2006-07, 07-08**
 Jones, Rosie - **1981-82, 82-83, 83-84, 84-85**
 Jordan, Makalia - **2014-15**

- K -

Kelley, I'sha - **2001-02, 02-03**
 Kelly, Kaisha - **1994-95**
 Kelly, Katie - **2012-13, 13-14**
 Key, Deb - **1980-81, 81-82**
 Kissee, Lisa - **1980-81**
 Knobbe, Molly - **1998-99, 99-00, 00-01, 01-02**
 Knoderer, Joyce - 1970-71
 Kruse, Rylie - **2021-22**
 Kunkel, Ellie - 1974-75, 75-76, **76-77**

- L -

LaBoube, Michelle - **2000-01, 01-02**
 Lacey, Gretchen - **1995-96, 96-97**
 Lacy, Kit - 2007-08
 Larry, Demitria - **1994-95**
 LaRue, Whitney - **2001-02**
 Lauber, Shelley - **1987-88, 88-89, 89-90**
 Lawrence, Ashley - **1998-99, 99-00, 00-01**
 Lawson, Kristi - **1989-90, 90-91, 91-92, 92-93**
 Lechtenberg, Sara - **1994-95**
 Lee, Kaneesha - **2011-12**
 Lee, Kayonna - **2016-17, 17-18**
 Lehe, Kinsey - **2001-02, 02-03, 03-04, 04-05**
 Lewis, BreAnna - **2012-13, 13-14**
 Lewis, Christy - **1976-77, 77-78, 78-79, 79-80**
 Lincoln, Issia - 1997-98
 Littrell, Brooke - **2020-21, 21-22, 22-23**
 Lyons, Debbie - 1971-72

- M -

Mann, Debbie - 1973-74, 74-75, 75-76
 Maple, Lindsey - **2004-05, 05-06, 06-07, 07-08**
 Matakas, Rachel - **1993-94, 94-95, 95-96**
 Maurer, Andy - **1997-98, 98-99**
 McAtee, Gigi - **2017-18, 18-19, 19-20, 20-21**
 McCartney, Reta - 1975-76, **76-77, 77-78, 78-79**

McMillan, Electra - 1970-71
 McMullen, Latrice - **2013-14**
 McQuerry, Cindy - 1970-71
 Messinger, Kay - **2003-04**
 Metzger, Shelly - **1992-93, 93-94**
 Mgbike, Stacey - **2014-15**
 Miguera, Ana - 2009-10
 Miles, Ronda - 1970-71, 71-72, 72-73
 Miller, Joyce - **1997-98**
 Miller, Robin - **2001-02, 02-03, 03-04**
 Millham, Ashley - **2003-04, 04-05, 05-06, 06-07**
 Millham, Lisa - **2002-03, 03-04, 04-05**
 Mitchell, Nakaji - **2006-07**
 Morris, Alyssa - **2022-23**
 Morris, Katie - **1995-96**
 Morris, Tracie - **1990-91, 91-92**
 Mouw, Deb - **1979-80**
 Mueller, Linda - 1974-75
 Munson, Jo - **1984-85, 85-86, 86-87***, **87-88, 88-89**
 Murphy, Allison - **1993-94, 94-95, 95-96**
 Murray, Symone - **2012-13**

- N -

Nelson, Kristie - **1995-96, 96-97**
 Nelson, Olivia - **2020-21, 21-22, 22-23**
 Newton, Callie - **1999-00**
 Nichols, Lori - **1998-99, 99-00, 00-01, 01-02**
 Nielsen, Margaret - **1978-79, 79-80**
 Noah, Tammy - **1982-83, 83-84, 84-85, 86-87**
 Norwood, Marilyn - 1972-73

- O -

Odneal, Kathy - 1973-74
 Ogren, Lori - 1981-82
 Oldfield, Jill - **2001-02, 02-03, 03-04**
 Olive, Mary Jo - 1974-75
 Orendoff, Bethany - **2001-02, 02-03, 03-04, 04-05**
 Orton, Kiersten - **2010-11, 11-12, 12-13, 13-14**
 Ozias, Marlies - **1997-98, 98-99, 99-00, 00-01**

- P -

Painter, Lori - **1986-87, 87-88**
 Paris, Joan - 1972-73
 Paschal, Bertha - **1995-96**
 Patterson, Rebecca - **1992-93**
 Pavlovic, Tanja - **1988-89**
 Peitzman, Janet - **1982-83**
 Pence, Melia - **2007-08, 08-09**
 Pense, Madisyn - **2019-20, 20-21, 21-22**
 Pettiford, Carlonda - **1999-00, 00-01**
 Pink, Patty - **1977-78, 78-79**
 Piper, Sybil - 1970-71
 Post, Mary Jo - **1977-78, 78-79, 79-80, 80-81**
 Potteet, Misty - **1995-96, 96-97**
 Prairie Chief, Justina - **2013-14, 14-15**
 Price, Amy - **1997-98, 98-99**
 Prince, Alesia - **1981-82, 82-83, 83-84, 84-85**

- R -

Randle, Danielle - **2014-15, 15-16**
 Rangler, Candy - 1975-76, **76-77, 77-78**
 Rankin, Therese - **1977-78, 78-79, 80-81**
 Ray, Venasa - **1995-96**
 Redmond, Erin - **2010-11, 12-13**
 Redmond, Paige - **2015-16, 16-17, 17-18, 18-19**
 Redo, Karla - **1979-80, 80-81**
 Reese, Karen - **1982-83, 83-84, 84-85, 85-86**
 Reeves, Rhonda - **1991-92**
 Rewerts, Kara - **2004-05, 05-06**
 Rhodes, Alyssa - **2010-11, 11-12**
 Richards, Regina - 1977-78
 Richardson, Melissa - **2002-03, 03-04, 04-05, 05-06**
 Rinne, Jeri - **1988-89, 89-90**
 Roberts, Becca - **2007-08, 08-09, 09-10, 10-11**
 Rodenberg, Amanda - **2013-14, 14-15**
 Roller, Raquel - **1991-92, 92-93**
 Rorvig, Anna - **2002-03, 03-04, 04-05, 05-06**
 Ross, Brandy - **2006-07**

- S -

Sargent, Larissa - **1994-95**
 Savage, Julie - **1988-89, 89-90**
 Schmitt, Ana - **2014-15**
 Schneider, Sandy - 1974-75, 75-76
 Schoenfeld, Megan - **2006-07**
 Schoveneck, Sydnee - **2019-20, 20-21**
 Schroff, Reiko - 1976-77
 Schweitzer, Amy - 1990-91
 Scott, Glenda - 1973-74, 74-75
 Scott, Linda - 1973-74, 74-75, 75-76, **76-77**
 Seger, Pat - 1981-82
 Shackelford, Jena - **2000-01, 01-02, 02-03, 03-04**
 Sherman, Kamala - **1991-92, 92-93**
 Sherman, Shara - **1983-84, 84-85, 85-86**
 Shippis, Jolene - **2017-18**
 Shippy, Renae - **2008-09, 09-10, 10-11, 11-12**

Shows, Danielle - **2009-10**
 Skaggs, Megan - **2016-17, 2017-18, 18-19, 19-20**
 Skaggs, Sydney - **2016-17, 2017-18**
 Slifer, Brittney - **2008-09, 09-10**
 Smith, Cierra - **2022-23**
 Smith, Donease - **1995-96, 96-97, 97-98**
 Sorensen, Barb - **1986-87, 87-88, 88-89, 89-90**
 Stai, Brianna - 2021-22
 Staneck, Jessica - 2002-03
 Starks, Marika - **2009-10, 10-11**
 Staszak, Pat - **1982-83, 83-84**
 Stearns, Ryan - **2019-20, 20-21**
 Steenbergen, Gayla - 1970-71, 71-72, 72-73, 73-74
 Stutton, Kelly - **1998-99, 99-00, 00-01**
 Swanson, Camryn - **2019-20, 20-21***, **21-22**

- T -

Tamplin, Elisha - **2008-09, 09-10, 10-11**
 Taylor, Peyton - 2015-16, **16-17, 17-18, 18-19**
 Thomas, Dawn - **1987-88, 88-89, 89-90, 90-91**
 Thompson, Jasmine - **2014-15**
 Thorlakson, Beth - 1974-75
 Tingler, Diana (Burrell) - 1970-71, 71-72, 72-73, 73-74
 Tollefson, Denise - **1979-80, 80-81**
 Toney, Denise - 1975-76, **76-77**
 Travis, Dawn - **1990-91, 91-92, 92-93**
 Troester, Crista - **1984-85, 85-86**
 Tucker, Blanche - **1999-00, 00-01**
 Tull, Ashley - **2022-23**
 Turley, Robin - 1970-71, 71-72, 72-73, 73-74
 Turner, Nancy - 1971-72
 Twine, Quinnea - **2012-13, 13-14**

- V -

VanHyfte, Morgan - **2018-19, 19-20, 20-21**
 Vanzant, Makenna - **2020-21, 21-22**
 Vaske, Katie - **1998-99, 99-00, 00-01, 01-02**
 Vigli, Ali - **2020-21, 21-22, 22-23**
 Vincent, Tiffany - **2004-05, 05-06**
 Vincent, Tamara - **2005-06, 06-07**

- W -

Waggoner, Meghan - **2008-09, 09-10**
 Wagoner, Liz - **2008-09**
 Wahler, Andee - **2013-14, 14-15, 15-16, 16-17**
 Walker, Angela - **1986-87, 87-88**
 Warren, Mary Ann - 1973-74
 Watson, Debbie - 1970-71, 71-72, 72-73
 Wattlely, Brielle - **2011-12, 2012-13, 13-14, 14-15**
 Watts, Lydia - **1978-79**
 Weiks, Tayler - **2014-15, 2015-16**
 Welsh, Ann - 1972-73, 73-74, 74-75
 Wendt, Stacey - **1987-88**
 Wheeler, Beth - **1991-92, 92-93**
 Wiggins, Shaquanda - **2011-12**
 Williams, Jackie - **1984-85, 85-86**
 Williams, Kelsey - **2016-17, 17-18**
 Williams, Mollie - **2012-13**
 Williams, Robin - **1986-87, 87-88, 88-89, 89-90**
 Williams, Tenise - **2008-09**
 Williamson, Dené - **1996-97, 97-98**
 Wilson, Dani - **1991-92, 92-93**
 Wilson, Tammy - **1985-86, 86-87, 87-88, 88-89**
 Windsor, Laura - **1977-78**
 Winkelmann, Shelby - **2012-13, 13-14, 14-15, 2015-16**

- Y -

Yarick, Merna - 1970-71
 Young, Chris - **1993-94**
 Yunt, Jessica - **1993-94, 94-95**

- Z -

Zerr, Donna - 1971-72
 Zimmerman, Faith - **1983-84, 84-85, 85-86**
 Zink, Staci - **1990-91**

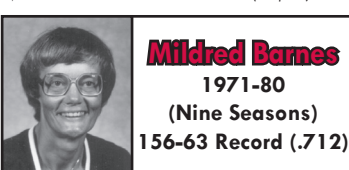
*Indicates hardship season. This roster includes every player who has appeared in at least one game for the Jennies since the 1970-71 season. Seasons lettered indicated in bold print (letter-winners are not available prior to 1976-77).



Jane Markert
1970-71
(One Season)
11-4 Record (.733)

1970-71 (11-4)

Home: 6-1	Away: 4-2	Neutral: 1-1
D. 14 Southwest Missouri (H)	L	49-51
J. 9 Southwest Missouri (A)	L	53-56
J. 15 Evangel College (A)	W	71-27
J. 21 Kansas (H)	W	51-43
J. 23 Graceland College (A)	W	50-42
J. 27 Southwest Baptist (A)	W	71-48
F. 1 Evangel College (H)	W	57-40
F. 5 Missouri (H)	W	71-54
F. 17 Central Methodist (H)	W	52-28
N/A Stephens College (H)	W	71-51
N/A Missouri (A)	L	41-65
N/A Southwest Baptist (H)	W	44-30
M. 12 Southwest Baptist (N)†	W	49-33
M. 13 Missouri (N)†	L	49-59
M. 13 Southeast Missouri (A)†	W	55-48



Mildred Barnes
1971-80
(Nine Seasons)
156-63 Record (.712)

1971-72 (16-3)

Home: 8-1	Away: 5-1	Neutral: 3-1
D. 10 Haskell J.C. (H)	W	72-44
D. 12 Southwest Missouri (H)	W	43-38
J. 7 Southwest Baptist (H)	W	68-52
J. 8 Northeast Missouri (H)	W	62-52
J. 12 Evangel College (A)	W	79-43
J. 21 Kansas (A)	W	44-34
J. 25 Southwest Baptist (A)	W	58-36
J. 28 Stephens College (A)	W	88-32
J. 29 Missouri (A)	W	74-51
F. 4 Iowa Wesleyan (N)	W	53-31
F. 9 Evangel College (H)	W	74-48
F. 13 Southwest Missouri (A)	L	39-49
N/A Missouri (H)	W	59-44
F. 25 Southwest Baptist (H)†	W	61-47
F. 26 Missouri (H)†	W	45-39
F. 27 Northwest Missouri (H)†	L	60-70
M. 9 Kansas State (N)§	W	65-57
M. 10 Midland Lutheran (N)§	OT-W	45-40
M. 11 South Dakota State (N)§	L	49-52

1972-73 (17-6)

Home: 14-2	Away: 3-3	Neutral: 0-1
N. 30 Overland Steel AAU Team (H)	W	74-45
D. 2 Graceland College (H)	W	70-37
D. 5 Kansas (H)	W	62-37
J. 9 Southwest Baptist (H)	W	88-24
J. 11 Southwest Missouri (H)	W	56-53
J. 15 Northwest Missouri (H)	L	37-39
J. 19 Kansas State (N @ Topeka, Kan.)	L	53-59
J. 22 Southwest Baptist (A)	W	63-40
J. 26 Kansas (A)	L	51-61
J. 27 Missouri (H)	W	52-38
J. 30 Kansas State (H)	W	59-57
F. 2 Northeast Missouri (H)	W	60-46
F. 10 Iowa (A)	W	76-34
F. 11 Northern Iowa (A)	L	64-67
F. 14 Southwest Missouri (A)	L	42-54
F. 17 Missouri (A)	W	53-31
F. 18 William Jewell (H)	W	79-30
F. 23 Missouri (H)†	W	58-44
F. 24 Northeast Missouri (H)†	W	52-45
F. 25 Southwest Missouri (H)†	W	54-43
M. 8 Valley City State (H)§	W	74-31
M. 9 Kansas State (H)§	L	41-45
M. 10 Northern Iowa (H)§	W	49-40

1973-74 (13-7)

Home: 7-1	Away: 5-6	Neutral: 1-0
N. 30 Cotter College (A)	W	116-26
D. 3 Kansas (H)	W	64-41
D. 5 Claremore J.C. (A)	L	79-87
D. 7 Missouri (H)	W	74-42
D. 10 Kansas State (A)	W	54-52
J. 12 Southwest Missouri (H)	W	57-42
J. 18 Cotter College (H)	W	87-29
J. 19 Kansas State (H)	L	41-46

J. 23 Kansas (A)	W	44-39
J. 26 Graceland College (H)	W	64-52
J. 29 Northwest Missouri (A)	3OT-L	50-51
F. 5 Southwest Missouri (A)	L	41-49
F. 6 Southwest Baptist (A)	W	68-29
F. 12 Southwest Baptist (H)	W	84-23
F. 14 Grand View College (A)	L	53-67
F. 15 Westmar College (N)	L	59-61
F. 16 Luther College (N)	W	60-58
F. 19 Claremore J.C. (H)	W	69-57
F. 23 Northwest Missouri (N)†	W	59-58
F. 24 Southwest Missouri (A)†	L	50-55

1974-75 (13-8)

Home: 6-2	Away: 3-3	Neutral: 4-3
D. 7 Cotter College (A)	W	95-25
D. 9 Kansas (H)	W	62-48
D. 13 Graceland College (H)	W	68-42
D. 19 Western Carolina (N)‡	W	71-64
D. 20 Delta State (N)‡	L	53-104
N/A Tennessee-Martin (N)‡	W	69-61
N/A Memphis State (N)‡	OT-W	84-79
J. 11 Cotter College (H)	W	99-25
J. 14 Kansas State (A)	L	56-67
J. 20 Missouri (H)	W	94-68
J. 21 Northwest Missouri (H)	W	62-57
J. 27 Southwest Missouri (A)	L	55-67
J. 28 Grand View College (H)	L	60-62
J. 31 Iowa State (A)	W	74-67
F. 1 North Iowa Area C.C. (A)	L	73-86
F. 4 Southwest Missouri (H)	L	58-62
F. 10 Kansas (A)	W	83-58
F. 17 Emporia State (H)	W	69-67
F. 20 Northeast Missouri (N)†	W	73-37
F. 21 Northwest Missouri (N)†	L	56-70
F. 22 Missouri-St. Louis (N)†	L	69-83

1975-76 (15-8)

Home: 8-0	Away: 5-5	Neutral: 2-3
D. 6 Iowa (H)	W	72-56
D. 9 Missouri (A)	W	77-61
D. 13 Emporia State (A)	L	64-65
D. 17 Flairs AAU Team (H)	W	71-47
J. 3 Nebraska (A)	L	47-45
J. 9 Grand View College (A)	L	73-74
J. 12 Southwest Missouri (H)	W	83-59
J. 16 Missouri-St. Louis (A)	W	73-72
J. 17 St. Louis University (A)	W	90-61
J. 19 Kansas State (H)	W	64-62
J. 21 Northeast Missouri (H)	W	72-64
J. 23 Iowa State (H)	W	82-73
J. 25 Southeast Missouri (H)	W	107-16
J. 29 Northwest Missouri (A)	L	81-94
J. 30 Luther College (N)‡	W	96-83
J. 31 Northern Iowa (N)‡	L	68-78
F. 6 Illinois State (A)‡	W	79-72
F. 7 William Penn (N)‡	L	47-74
F. 7 Wisconsin-LaCrosse (N)‡	L	74-85
F. 14 Tarkio College (A)	W	69-67
F. 16 Kansas (H)	W	82-61
F. 21 Southwest Missouri (N)†	W	48-43
F. 22 Northwest Missouri (A)†	OT-L	66-67

1976-77 (23-6)

Home: 8-1	Away: 6-1	Neutral: 9-4
D. 6 Simpson College [Iowa] (A)	W	93-70
D. 8 Tarkio College (H)‡	L	44-66
D. 10 Southeast Missouri (A)*	W	97-42
D. 11 Tennessee-Martin (N)	W	74-64
D. 17 Stephen F. Austin (N)‡	L	58-67
D. 17 Eastern Kentucky (N)‡	W	78-69
D. 18 Clemson (N)‡	W	86-76
D. 18 Kentucky (N)‡	L	67-74
J. 7 Grand View College (H)	W	76-42
J. 12 Southwest Missouri (A)*	W	65-57
J. 14 Southern Illinois-Carbondale (H)	W	56-42
J. 16 St. Louis University (H)*	W	81-48
J. 18 Missouri-St. Louis (H)*	W	80-48
J. 21 Northeast Missouri (H)	W	69-58
J. 26 Northwest Missouri (H)*	W	63-56
J. 29 Iowa State (H)	W	60-56
F. 4 Eastern Kentucky (N)§	L	81-83
F. 5 Northern Iowa (N)§	W	66-62
F. 5 Indiana (N)§	W	57-41
F. 8 Missouri (H)*	W	73-63
F. 12 Kansas (A)	OT-W	70-68
F. 14 Kansas State (A)	L	61-76
F. 19 Wichita State (A)	W	62-56
F. 21 Emporia State (H)	W	71-54
F. 25 Southwest Missouri (N)†	W	67-52
F. 26 Missouri (N)†	OT-W	91-88
M. 10 St. Cloud State (N)§	W	66-53
M. 11 Missouri (N)§	L	69-71

M. 12 Nebraska-Omaha (N)§	OT-W	81-71
---------------------------	------	-------

*MAIAW State game (1st place, 6-0). †First Jennies game played in CMSU Multipurpose Building. ‡Mississippi Univ. for Women Christmas Tournament. §Illinois State Redbird Invitational (5th). †MAIAW State Tournament at St. Louis (1st). §AIAW Region VI Tournament at Luther College (3rd).

1977-78 (17-10)

Home: 6-3	Away: 5-3	Neutral: 6-4
N. 30 Kansas State (N)‡	L	69-74
D. 2 Southern Illinois-Carbondale (A) W	58-50	
D. 3 St. Louis University (A)*	W	72-56
D. 10 Southeast Missouri (H)*	W	111-37
D. 15 Mississippi (N)‡	W	61-52
D. 16 Tennessee Tech (N)‡	L	57-76
D. 16 Pittsburgh (N)‡	W	61-59
D. 17 Stephen F. Austin (N)‡	L	62-80
J. 4 Simpson College [Iowa] (N)‡	W	71-46
J. 5 Texas Woman's (N)‡	W	87-59
J. 6 Nebraska-Omaha (N)‡	W	71-55
J. 9 Missouri-St. Louis (A)*	W	90-32
J. 12 Iowa (H)‡	W	70-63
J. 13 Temple J.C. (H)‡	L	84-89
J. 14 Nebraska-Omaha (H)‡	L	61-63
J. 18 Southwest Missouri (H)*	W	61-54
J. 25 Northwest Missouri (A)*	L	41-49
J. 27 Northeast Missouri (H)	W	86-67
J. 30 Missouri (A)*	L	65-84
F. 3 Tarkio College (A)	W	79-64
F. 7 Kansas (H)	L	53-63
F. 10 Wichita State (H)	W	71-47
F. 14 Kansas State (H)	W	73-57
F. 17 Iowa State (A)	L	60-77
F. 18 Simpson College [Iowa] (A)	W	67-65
F. 20 Republic of China Nationals (H)	Exhib	59-61
F. 23 Northwest Missouri (N)†	L	57-64
F. 24 Southwest Missouri (N)†	W	77-60

*MAIAW State game (3rd place, 4-2). †Played at Kemper Arena, Kansas City, Mo. ‡Mississippi University for Women Christmas Tournament (6th). §Wichita State Shocker Holiday Classic (1st). †CMSU Jennies Classic (4th). †MAIAW State Tournament at Missouri (3rd).

1978-79 (16-10)

Home: 8-3	Away: 3-4	Neutral: 5-3
D. 1 Emporia State (A)	L	55-60
D. 5 Kansas (A)	L	83-85
D. 7 Southern Illinois-Carbondale (A)	L	60-80
D. 8 Southeast Missouri (A)*	W	82-41
D. 11 Czechoslovakian Nationals (H)	Exhib	55-78
D. 14 Louisiana Tech (N)‡	L	63-81
D. 15 Mississippi State (N)‡	W	92-67
D. 16 Utah (N)‡	W	81-60
J. 5 Iowa (H)	W	72-62
J. 11 Northern Colorado (H)‡	W	96-53
J. 12 Memphis State (H)‡	L	60-77
J. 13 Nebraska-Omaha (H)‡	OT-L	72-76
J. 16 Iowa State (H)	W	79-64
J. 19 St. Louis University (H)*	W	87-55
J. 24 Northwest Missouri (H)*	W	67-59
J. 26 Nebraska (H)	W	67-62
J. 30 Missouri (H)*	W	98-86
F. 2 Tarkio College (N)‡	W	87-37
F. 6 Southwest Missouri (A)*	W	78-68
F. 8 Wisconsin-LaCrosse (N)‡	W	78-69
F. 9 Northern Kentucky (N)‡	W	73-65
F. 10 Memphis State (N)‡	L	69-85
F. 14 Wichita State (A)	W	86-57
F. 19 Kansas State (A)	L	74-81
F. 23 Southwest Missouri (H)†	W	77-57
F. 24 Missouri (H)†	L	63-67
M. 9 Drake (N)§	L	77-80

*MAIAW State game (1st place, 5-0). †Mississippi Univ. for Women Christmas Tourney. ‡CMSU Jennies Classic (4th). †Played at Kemper Arena, Kansas City, Mo. †Illinois State Redbird Invitational (2nd). †MAIAW Large College State Tournament (2nd). †AIAW Region VI Tournament at Minnesota (5th-1st).

1979-80 (26-5)

Home: 12-1	Away: 7-2	Neutral: 7-2
N. 17 Emporia State (H)	W	94-58
N. 28 Iowa (A)	W	89-76
N. 30 Simpson College [Iowa] (H)	W	105-47
D. 4 Kansas (H)	L	66-74
D. 8 Southern Illinois (H)	W	103-68
D. 13 Mississippi Univ. for Women (A)‡	W	95-75
D. 14 Stephen F. Austin (N)‡	L	76-91
D. 15 Middle Tennessee State (N)‡	W	72-70
J. 4 Belmont College (N)‡	W	75-40
J. 5 Indiana (A)‡	W	67-58
J. 10 Valparaiso (H)§	W	100-19
J. 11 Temple J.C. (H)§	W	95-57
J. 12 Illinois State (H)§	W	76-71
J. 18 Northwest Missouri (H)	W	80-56
J. 21 William Woods (H)	W	84-60
J. 25 St. Louis University (H)	W	93-48
J. 29 Missouri (A)	L	64-70
J. 31 Wisconsin-LaCrosse (N)‡	W	74-70
F. 1 DePaul (N)‡	W	77-62
F. 2 Illinois State (A)‡	W	65-64
F. 5 Southwest Missouri (H)	W	102-57

F. 7 Wichita State (H)	W	111-67
F. 15 Nebraska (A)	W	74-64
F. 16 Iowa State (A)	W	85-66
F. 19 Kansas State (H)	W	79-73
F. 23 Northwest Missouri (A)	W	66-51
F. 28 St. Louis University (N)†	W	74-63
F. 29 Missouri (N)†	W	80-69
M. 1 Kansas State (N)†	W	73-60
M. 6 Kansas (N)‡	L	71-72
M. 12 Rutgers (A)‡	L	75-87

‡Mississippi Univ. for Women Christmas Tournament (3rd place). †Indiana Univ. Tournament (1st). ‡CMSU Jennies Classic (1st). †Illinois State Redbird Invitational (1st). †AIAW-I Region VI South Sub-Regional at Pittsburg State (1st). †AIAW-I Region VI Tournament at Des Moines, Iowa (5th-tie). †AIAW-I National Tournament First-Round Game.



Jorja Hoehn
1980-85
(Five Seasons)
118-34 Record (.776)

1980-81 (14-13)

Home: 6-4	Away: 5-4	Neutral: 3-5
N. 15 Iowa State (H)	W	51-50
N. 22 Johnson County C.C. (A)	W	67-47
N. 27 William Penn (N)‡	L	61-75
N. 28 Iowa State (N)‡	L	60-75
D. 3 Emporia State (A)	W	85-76
D. 5 Morehead State (H)‡	W	91-75
D. 6 East Tennessee State (H)‡	W	76-57
D. 9 William Woods (A)	W	72-43
D. 13 St. Louis University (H)*	W	79-40
D. 18 Valdosta State (N)§	W	70-69
D. 19 Florida State (N)§	W	69-60
D. 20 Mercer (N)§	L	81-92
J. 7 Nebraska (H)*	L	73-83
J. 13 Northwest Missouri (H)*	W	73-57
J. 15 Wichita State (A)	L	61-68
J. 23 Nebraska (A)*	L	65-83
J. 28 Missouri (A)*	L	70-73
J. 30 National College (H)‡	W	84-65
J. 31 Ohio State (H)‡	L	54-63
F. 5 Northern Kentucky (N)‡	W	69-64
F. 6 Southern Illinois (N)‡	L	65-67
F. 7 Western Michigan (N)‡	L	67-70
F. 13 Northwest Missouri (A)*	W	61-60
F. 17 Missouri (H)	L	70-82
F. 21 Wisconsin (H)	L	61-69
F. 25 St. Louis University (A)*†	W	65-75
F. 27 Kansas State (A)	L	73-78

*AIAW-I Region VI Central District games (2nd place, 4-4). †Kansas State Adidas Invitational (6th). ‡CMSU Dial Classic (1st). †Mississippi Univ. for Women Christmas Tournament (2nd). †CMSU Jennies Classic (2nd). †Illinois State Redbird Invitational (4th). †later forfeited by SLU.

1981-82 (20-9)

Home: 12-3	Away: 8-6	Neutral: 0-0
N. 17 Moberly J.C. (A)	W	73-60
N. 21 Iowa State (A)	W	71-67
N. 23 Western Illinois (H)	W	72-49
D. 1 Northeast Missouri (A)	W	62-60
D. 4 Missouri Southern (H)‡	W	80-61
D. 5 William Penn (H)‡	W	70-51



N. 23	South Dakota (A)	W	79-68
N. 26	Indiana (N)‡	W	87-78
N. 27	Kansas State (A)‡	L	75-88
N. 20	Northwest Missouri (H)	W	75-68
D. 3	East Central [Okla.] (H)‡	W	67-65
D. 4	Wisconsin-Green Bay (H)‡	W	85-55
D. 7	Missouri (A)	L	65-80
D. 11	Nebraska-Omaha (H)	W	60-53
D. 17	North Carolina-Greensboro (N)‡	W	94-61
D. 18	Northern Colorado (A)‡	W	80-60
J. 4	Emporia State (A)	W	74-67
J. 7	Eastern Illinois (H)‡	W	86-65
J. 8	Central State [Okla.] (H)‡	W	84-78
J. 11	Missouri Southern (A)	W	86-56
J. 15	Missouri-St. Louis (A)*	W	65-52
J. 19	Lincoln University [Mo.] (H)*	W	74-57
J. 22	Southeast Missouri (A)*	OT-W	93-85
J. 26	Northwest Missouri (H)*	W	89-69
J. 29	Northwest Missouri (H)*	W	71-46
F. 2	Missouri-Rolla (A)*	W	86-45
F. 5	Missouri-St. Louis (H)*	W	80-62
F. 9	Lincoln University [Mo.] (A)*	W	78-68
F. 12	Southeast Missouri (H)*	W	70-46
F. 16	Northwest Missouri (A)*	W	75-67
F. 19	Northeast Missouri (A)*	W	93-63
F. 23	Missouri-Rolla (H)*	W	89-35
M. 4	Lincoln University [Mo.] (H)‡	W	82-51
M. 5	Northwest Missouri (H)‡	W	91-69
M. 12	Southeast Missouri (H)‡	W	71-50
M. 19	St. Cloud State (A)‡	W	65-63
M. 24	Virginia Union (N)‡	L	72-75

*MIAA game (1st place, 1-2-0). †Kansas State Converse Little Apple Classic (2nd). ‡CMSU Dial Classic (1st). §Northern Colorado Invitational (1st). ¶CMSU Pizza Hut Classic (1st). ††MIAA Post-Season Tournament (1st). †††SNCAA-II South Central Regional (1st). ††††SNCAA-II Quarterfinals. †††††NCAA-II Final Four at Springfield, Mass., Civic Center (3rd-5th).



The 1983-84 Jennies—front row (L-R): Jackie Harris, Alesia Prince; second row: Fawna Harrison, Shara Sherman, Karen Reese, Tammy Noah, Rosie Jones; third row: Assistant Coach Ginny Sutton, Manager Carol Burnham, Carla Eades, Sheri Hartenberger, Manager Janet Wolf, Assistant Coach Leanna Bordner; back row: Assistant Coach Kathy Hagerstrom, Faith Zimmerman, Pat Staszak, Assistant Coach Jonathan Pye, Manager Michelle Calder, Head Coach Jarja Hoehn.

** NCAA D-II **

** National Champions ** 1983-84 (27-5)

Home: 18-1	Away: 6-4	Neutral: 3-0
N. 18	Western Illinois (H)	W 65-59
N. 21	Northern Iowa (H)	W 88-61
N. 25	Wyoming (N)‡	W 72-59
N. 26	Kansas State (A)‡	L 70-93
N. 29	Missouri Southern (H)	W 93-64
D. 2	Butler (H)‡	W 94-44
D. 3	South Dakota (H)‡	W 75-50
D. 10	Nebraska-Omaha (A)‡	W 58-69
D. 14	Nebraska (A)	L 77-85
D. 17	Creighton (H)	W 90-62
J. 2	Mississippi (A)	L 72-93
J. 6	Arkansas-Little Rock (H)‡	W 100-56
J. 7	Missouri Western (H)‡	W 106-55
J. 10	Emporia State (H)	W 101-65
J. 14	Missouri-St. Louis (H)*	W 78-45
J. 18	Lincoln University [Mo.] (A)*	W 82-54
J. 21	Southeast Missouri (H)*	L 64-80
J. 25	Northwest Missouri (A)*	2OT-L 102-112
J. 28	Northeast Missouri (A)*	W 83-68
F. 1	Missouri-Rolla (H)*	W 86-43
F. 4	Missouri-St. Louis (A)*	W 69-58
F. 8	Lincoln University [Mo.] (H)*	W 83-50
F. 11	Southeast Missouri (A)*	W 83-82
F. 15	Northwest Missouri (H)*	W 81-64
F. 18	Northeast Missouri (H)*	W 78-51
F. 22	Missouri-Rolla (A)*	W 84-53
M. 1	Missouri-Rolla (H)‡	W 83-38
M. 3	Southeast Missouri (H)‡	W 88-65
M. 10	Southeast Missouri (H)‡	W 76-64
M. 16	Chapman College (H)‡	W 77-59
M. 22	Valdosta State (N)‡	W 74-70
M. 24	Virginia Union (N)‡	W 80-73


*MIAA game (1st-place tie, 10-2). †Kansas State Converse Little

Apple Classic (2nd). ‡CMSU Converse Classic (1st). †Latter forfeited by UNO. ††CMSU Pizza Hut Classic (1st). †††MIAA Post-Season Tournament (1st). ††††SNCAA-II South Central Regional [final at CMSU (1st)]. †††††SNCAA-II Quarterfinals. ††††††NCAA-II Final Four at Springfield, Mass., Civic Center (1st).

1984-85 (28-4)

Home: 15-1	Away: 9-2	Neutral: 4-1
N. 16	Alumni (H)	Exhib 77-61
N. 20	Emporia State (A)	W 74-60
N. 23	School of the Ozarks [Mo.] (H)‡	W 76-62
N. 24	North Dakota State (H)‡	W 74-63
N. 28	St. Cloud State (H)	W 70-65
D. 1	Creighton (A)	L 60-73
D. 6	Pan American (N)‡	W 94-59
D. 7	Texas Southern (N)‡	W 84-68
D. 8	Texas A&I (A)‡	W 70-49
D. 15	Nebraska-Omaha (H)	W 85-58
D. 18	Abilene Christian (H)	W 83-68
D. 21	Oakland University (N)‡	W 77-49
D. 22	Northern Kentucky (A)‡	L 60-66
J. 5	Iowa State (H)	L 71-77
J. 9	Lincoln University [Mo.] (A)*	W 67-53
J. 12	Missouri-Rolla (H)*	W 92-46
J. 16	Northwest Missouri (H)*	W 84-65
J. 19	Southeast Missouri (A)*	W 68-62
J. 22	Rockhurst College (A)	W 82-48
J. 26	Missouri-St. Louis (H)*	W 81-43
J. 30	Northeast Missouri (A)*	W 88-63
F. 2	Lincoln University [Mo.] (H)*	W 82-55
F. 6	Northwest Missouri (A)*	W 88-74
F. 9	Missouri-Rolla (A)*	W 82-63
F. 16	Southeast Missouri (H)*	W 84-71
F. 20	Northeast Missouri (H)*	W 74-55
F. 23	Missouri-St. Louis (A)*	W 75-67
F. 28	Lincoln University [Mo.] (H)‡	W 83-61
M. 2	Southeast Missouri (H)‡	W 72-67
M. 12	Abilene Christian (H)‡	W 76-57
M. 17	Northern Kentucky (H)‡	W 79-63
M. 21	Mercer (N)‡	W 82-79
M. 23	Cal Poly-Pomona (N)‡	L 69-80

*MIAA game (1st place, 12-0). †Kansas State Converse Little Apple Classic (1st). ‡CMSU Dial Classic (1st). ††Texas A&I South Texas Classic (1st). †††Perkins/NKU Classic (2nd). ††††MIAA Post-Season Tournament (1st). †††††SNCAA-II South Central Regional [final at CMSU (1st)]. ††††††SNCAA-II Quarterfinals. †††††††NCAA-II Final Four at Springfield, Mass., Civic Center (2nd).



Jon Pye
1985-95
(10 Seasons)
228-68 Record (.770)

1985-86 (23-6)

Home: 14-0	Away: 8-5	Neutral: 1-1
N. 26	Emporia State (H)	W 86-67
N. 29	School of the Ozarks [Mo.] (H)‡	W 96-68
N. 30	South Dakota (H)‡	W 77-63
D. 3	Missouri Southern (A)	L 72-82
D. 6	Mankato State (N)‡	L 58-76
D. 7	Minnesota-Duluth (N)‡	W 98-58
D. 14	Southern Illinois-Edwardsville (H)	W 73-65
D. 17	Nebraska-Omaha (A)	L 73-83
D. 19	Northeastern Illinois (H)‡	W 94-23
D. 20	Southern Illinois-Edwardsville (H)‡	W 70-64
J. 3	Cal Poly-Pomona (A)	OT-L 83-84
J. 4	Cal State-Dominguez Hills (A)	W 88-56
J. 8	Lincoln University [Mo.] (H)*	W 103-62
J. 11	Missouri-Rolla (A)*	W 82-66
J. 15	Northwest Missouri (A)*	W 106-86
J. 18	Southeast Missouri (H)*	W 96-78
J. 22	Rockhurst College (A)	W 93-53
J. 25	Missouri-St. Louis (A)*	W 69-59
J. 29	Northeast Missouri (H)*	W 91-64
F. 1	Lincoln University [Mo.] (A)*	W 91-77
F. 5	Northwest Missouri (H)*	W 95-61
F. 8	Missouri-Rolla (H)*	W 95-65
F. 15	Southeast Missouri (A)*	L 65-79
F. 19	Northeast Missouri (A)*	W 67-58
F. 22	Missouri-St. Louis (H)*	W 74-66
F. 27	Missouri-St. Louis (H)‡	W 92-62
M. 1	Southeast Missouri (A)‡	W 77-69
M. 11	Southeast Missouri (H)‡	W 65-64
M. 15	North Dakota State (A)‡	L 60-77

*MIAA game (1st-place tie, 11-1). †CMSU Dial Classic (1st). ††St. Cloud State Invitational (3rd). †††CMSU Jennies Classic (1st). ††††MIAA Post-Season Tournament (1st). †††††SNCAA-II South Central Regional [final at CMSU (1st)]. ††††††SNCAA-II Quarterfinals.

1986-87 (23-7)

Home: 13-1	Away: 9-5	Neutral: 1-1
N. 25	Emporia State (A)	W 91-66
N. 28	Kansas (A)‡	L 63-67
N. 29	Michigan State (N)‡	L 45-66
D. 2	Rockhurst College (H)	W 92-62
D. 5	Nebraska-Omaha (H)	W 63-59
D. 6	Missouri Southern (H)	W 61-40
D. 9	Missouri Western (A)	W 62-59

D. 12	Missouri Valley (H)‡	W 73-51
D. 13	St. Cloud State (H)‡	W 65-61
D. 20	Central Arkansas (H)	L 56-60
J. 2	Western State of Colorado (N)‡	W 82-50
J. 3	Northern Colorado (A)‡	W 77-62
J. 7	Lincoln University [Mo.] (A)*	W 72-59
J. 10	Missouri-Rolla (H)*	W 72-57
J. 14	Northwest Missouri (H)*	W 90-77
J. 17	Southeast Missouri (A)*	L 65-70
J. 21	Southwest Baptist (A)*	W 75-57
J. 24	Missouri-St. Louis (H)*	W 88-73
J. 28	Northeast Missouri (A)*	W 70-61
J. 31	Lincoln University [Mo.] (H)*	W 79-54
F. 4	Northwest Missouri (A)*	L 69-71
F. 7	Missouri-Rolla (A)*	W 72-62
F. 11	Southwest Baptist (H)*	W 78-45
F. 14	Southeast Missouri (H)*	W 72-51
F. 18	Northeast Missouri (H)*	W 87-51
F. 21	Missouri-St. Louis (A)*	W 83-62
F. 26	Northwest Missouri (H)‡	W 84-56
F. 28	Southeast Missouri (A)‡	L 55-78
M. 7	Southeast Missouri (A)‡	W 64-62
M. 10	West Texas State (A)‡	L 57-67

*MIAA game (2nd place, 12-2). †Kansas Dial Classic (4th). ††CMSU Dial Classic (1st). †††Northern Colorado Classic (1st). ††††MIAA Post-Season Tournament (2nd). †††††SNCAA-II South Central Regional [final at West Texas State (2nd)].

1987-88 (26-5)

Home: 14-1	Away: 8-3	Neutral: 4-1
N. 20	Northwestern Oklahoma (N)‡	L 57-81
N. 21	Southwestern Oklahoma (N)‡	W 82-65
N. 27	Rockhurst College (N)‡	W 80-59
N. 28	Arkansas-Little Rock (N)‡	OT-W 70-67
D. 2	Missouri (A)	L 54-84
D. 4	Culver-Stockton (H)	W 87-54
D. 5	Northern Colorado (H)	W 89-55
D. 11	William Jewell (H)‡	W 93-68
D. 12	Oklahoma Christian (H)‡	W 80-71
D. 19	Missouri Western (H)	W 69-55
J. 5	Saint Anselm (N)‡	W 71-51
J. 6	Florida Atlantic (A)‡	L 68-70
J. 8	Tampa (A)	W 89-50
J. 13	Lincoln University [Mo.] (H)*	W 88-48
J. 16	Missouri-Rolla (A)*	W 60-50
J. 20	Northwest Missouri (H)*	W 84-64
J. 23	Southeast Missouri (A)*	OT-L 85-92
J. 27	Southwest Baptist (H)*	W 81-65
J. 30	Missouri-St. Louis (A)*	W 80-49
F. 3	Northeast Missouri (H)*	W 100-71
F. 6	Lincoln University [Mo.] (A)*	W 72-61
F. 10	Northwest Missouri (A)*	W 84-81
F. 13	Missouri-Rolla (H)*	W 72-43
F. 16	Southwest Baptist (A)*	W 87-68
F. 20	Southeast Missouri (H)*	W 72-59
F. 24	Northeast Missouri (A)*	W 93-75
F. 27	Missouri-St. Louis (H)*	W 90-69
M. 3	Northwest Missouri (H)‡	W 86-61
M. 5	Southeast Missouri (A)‡	W 80-68
M. 11	Abilene Christian (H)‡	W 70-58
M. 12	West Texas State (H)‡	L 46-61

*MIAA game (1st-place tie, 13-1). †St. Mary of the Plains Peps-Cola Classic. ††Kansas State McCall Pattern Classic (1st). †††CMSU Classic (1st). ††††Florida Atlantic One Park Place New Year's Classic (2nd). †††††MIAA Post-Season Tournament (1st). ††††††SNCAA-II South Central Regional (2nd).

1988-89 (29-5)

Home: 15-0	Away: 13-4	Neutral: 1-1
N. 22	Emporia State (A)	W 78-72
N. 25	Lock Haven (N)‡	W 82-58
N. 26	IU/PU-Fort Wayne (A)‡	W 98-87
N. 29	Rockhurst College (A)	L 60-64
D. 1	Missouri Valley (H)	W 103-31
D. 3	Missouri Western (A)	L 58-72
D. 6	Kansas State (A)	L 53-55
D. 9	Arkansas-Pine Bluff (H)‡	W 89-65
D. 10	South Dakota State (H)‡	W 77-51
D. 17	Missouri Western (A)	W 73-50
J. 4	Wisconsin-Parkside (A)	W 87-43
J. 6	Northeastern Illinois (A)	W 105-53
J. 7	National College of Education (A)	W 79-56
J. 11	Lincoln University [Mo.] (H)*	W 81-43
J. 14	Missouri-Rolla (H)*	W 76-58
J. 18	Northwest Missouri (A)*	W 85-72
J. 21	Southeast Missouri (H)*	OT-W 84-78
J. 26	Southwest Baptist (A)*	W 77-50
J. 28	Missouri-St. Louis (H)*	W 99-74
F. 1	Northeast Missouri (A)*	W 98-41
F. 4	Lincoln University [Mo.] (A)*	W 90-43
F. 8	Northwest Missouri (H)*	W 94-65
F. 11	Missouri-Rolla (A)*	W 62-38
F. 15	Southwest Baptist (H)*	W 91-57
F. 18	Southeast Missouri (A)*	W 72-65
F. 22	Northeast Missouri (H)*	W 72-32
F. 25	Missouri-St. Louis (A)*	W 80-57
M. 2	Northwest Missouri (H)‡	W 95-60
M. 4	Southeast Missouri (H)‡	W 68-64
M. 10	Abilene Christian (H)‡	W 88-73
M. 11	West Texas State (H)‡	W 63-62

M. 17	St. Cloud State (A)‡	W 87-71
M. 24	Delta State (A)‡	L 73-94
M. 25	Bentley College (N)‡	L 81-83

*MIAA game (1st place, 14-0). †IU/PU-Fort Wayne Peps Tournament (1st). ††CMSU Converse Jennies Classic (1st). †††MIAA Post-Season Tournament (1st). ††††SNCAA-II South Central Regional (1st). †††††SNCAA-II Quarterfinals. ††††††NCAA-II Final Four at Delta State (4th).

1989-90 (29-3)

Home: 19-1	Away: 9-2	Neutral: 1-0
N. 17	Quincy College (A)‡	W 87-72
N. 18	Northern Michigan (N)‡	W 66-53
N. 21	Emporia State (H)	W 78-59
N. 25	Northern Iowa (A)	W 86-66
N. 28	Rockhurst College (H)	W 67-38
D. 5	Missouri Southern (A)	W 81-64
D. 8	Oral Roberts (H)‡	W 107-66
D. 9	Phillips University (H)‡	W 94-71
D. 16	Quincy College (H)	W 97-66
J. 5	National College of Education (H)‡	W 97-50
J. 6	Quincy College (H)‡	W 92-64
J. 8	Southwest Baptist (A)*	W 80-62
J. 10	Lincoln University [Mo.] (A)*	W 91-49
J. 13	Southeast Missouri (H)*	W 74-64
J. 17	Washburn University (A)*	L 66-75
J. 20	Missouri-Rolla (A)*	W 54-50
J. 24	Northeast Missouri (A)*	W 98-69
J. 27	Northwest Missouri (H)*	W 79-45
J. 29	Missouri Southern (H)*	W 96-71
J. 31	Lincoln University [Mo.] (H)*	W 95-48
F. 3	Missouri Western (A)*	W 71-57
F. 7	Washburn University (H)*	W 76-72
F. 10	Missouri-St. Louis (H)*	W 64-52
F. 14	Northeast Missouri (H)*	W 99-57
F. 17	Northwest Missouri (A)*	L 64-67
F. 21	Missouri Western (H)*	W 73-51
F. 24	Pittsburg State (A)*	W 75-54
M. 1	Missouri Western (H)‡	W 74-50
M. 3	Southeast Missouri (H)‡	W 72-60
M. 9	Southeast Missouri (H)‡	W 79-68
M. 10	West Texas State (H)‡	W 67-63
M. 16	Oakland University (H)‡	L 61-66

*MIAA game (1st place North Division, 14-2). †Quincy Lady Hawk Fly-N Tournament (1st). ††CMSU Converse Jennies Classic (1st). †††CMSU Jennies Invitational (1st). ††††MIAA Post-Season Tournament (1st). †††††SNCAA-II South Central Regional (1st). ††††††SNCAA-II Quarterfinals.

19



J. 18	Missouri-Rolla (A)*	W	64-43
J. 22	Northeast Missouri (A)*	W	90-64
J. 25	Northwest Missouri (H)*	W	84-61
J. 29	Emporia State (H)*	W	84-68
F. 1	Missouri Western (H)*	W	70-55
F. 5	Washburn University (H)*	W	65-45
F. 8	Missouri-St. Louis (H)*	W	96-75
F. 12	Northeast Missouri (H)*	W	84-52
F. 15	Northwest Missouri (A)*	L	65-72
F. 19	Missouri Western (H)*	W	72-63
F. 22	Pittsburg State (A)*	L	48-49
F. 26	Missouri Southern (H)*	L	72-78
F. 29	Southwest Baptist (A)*	W	74-62
M. 3	Missouri-Rolla (H)†	W	84-70
M. 5	Pittsburg State (A)†	L	56-69

*MIAA game (4th place, 11-5). †Perkins/NKU Classic (3rd). ‡Florida Atlantic Days Inn Holiday Classic (1st). †MIAA Post-Season Tournament (3rd-tie).

1992-93 (19-10)

Home: 12-2				Away: 5-6				Neutral: 2-2			
N. 28	Cal Poly-Pomona (N)‡	L	63-72	N. 28	Cal Poly-Pomona (N)‡	L	63-72	N. 28	Cal Poly-Pomona (N)‡	L	63-72
N. 29	Western State of Colorado (N)‡	W	85-73	N. 29	Western State of Colorado (N)‡	W	85-73	N. 29	Western State of Colorado (N)‡	W	85-73
D. 5	Avila College (H)	W	66-44	D. 5	Avila College (H)	W	66-44	D. 5	Avila College (H)	W	66-44
D. 8	Lindenwood College (H)	W	68-52	D. 8	Lindenwood College (H)	W	68-52	D. 8	Lindenwood College (H)	W	68-52
D. 18	Moorhead State (N)‡	L	64-74	D. 18	Moorhead State (N)‡	L	64-74	D. 18	Moorhead State (N)‡	L	64-74
D. 19	Cal State-Los Angeles (N)‡	W	77-42	D. 19	Cal State-Los Angeles (N)‡	W	77-42	D. 19	Cal State-Los Angeles (N)‡	W	77-42
D. 21	Quincy College (H)	W	78-67	D. 21	Quincy College (H)	W	78-67	D. 21	Quincy College (H)	W	78-67
J. 2	Central College [Iowa] (H)	W	89-52	J. 2	Central College [Iowa] (H)	W	89-52	J. 2	Central College [Iowa] (H)	W	89-52
J. 3	Southern Illinois-Edwardsville (H)	W	86-68	J. 3	Southern Illinois-Edwardsville (H)	W	86-68	J. 3	Southern Illinois-Edwardsville (H)	W	86-68
J. 6	Emporia State (A)*	L	70-84	J. 6	Emporia State (A)*	L	70-84	J. 6	Emporia State (A)*	L	70-84
J. 9	Lincoln University [Mo.] (A)*	W	73-43	J. 9	Lincoln University [Mo.] (A)*	W	73-43	J. 9	Lincoln University [Mo.] (A)*	W	73-43
J. 13	Washburn University (H)*	L	60-74	J. 13	Washburn University (H)*	L	60-74	J. 13	Washburn University (H)*	L	60-74
J. 16	Missouri-Rolla (H)*	L	66-73	J. 16	Missouri-Rolla (H)*	L	66-73	J. 16	Missouri-Rolla (H)*	L	66-73
J. 21	Northeast Missouri (H)*	W	83-58	J. 21	Northeast Missouri (H)*	W	83-58	J. 21	Northeast Missouri (H)*	W	83-58
J. 23	Northwest Missouri (A)*	L	53-60	J. 23	Northwest Missouri (A)*	L	53-60	J. 23	Northwest Missouri (A)*	L	53-60
J. 25	Southern Illinois-Edwardsville (A)	W	65-61	J. 25	Southern Illinois-Edwardsville (A)	W	65-61	J. 25	Southern Illinois-Edwardsville (A)	W	65-61
J. 27	Emporia State (H)*	W	65-50	J. 27	Emporia State (H)*	W	65-50	J. 27	Emporia State (H)*	W	65-50
J. 30	Missouri Western (H)*	W	58-43	J. 30	Missouri Western (H)*	W	58-43	J. 30	Missouri Western (H)*	W	58-43
F. 3	Washburn University (A)*	L	60-76	F. 3	Washburn University (A)*	L	60-76	F. 3	Washburn University (A)*	L	60-76
F. 6	Missouri-St. Louis (A)*	W	69-57	F. 6	Missouri-St. Louis (A)*	W	69-57	F. 6	Missouri-St. Louis (A)*	W	69-57
F. 10	Northwest Missouri (A)*	W	74-48	F. 10	Northwest Missouri (A)*	W	74-48	F. 10	Northwest Missouri (A)*	W	74-48
F. 13	Northwest Missouri (H)*	W	73-62	F. 13	Northwest Missouri (H)*	W	73-62	F. 13	Northwest Missouri (H)*	W	73-62
F. 17	Missouri Western (A)*	W	62-56	F. 17	Missouri Western (A)*	W	62-56	F. 17	Missouri Western (A)*	W	62-56
F. 20	Pittsburg State (H)*	W	64-63	F. 20	Pittsburg State (H)*	W	64-63	F. 20	Pittsburg State (H)*	W	64-63
F. 24	Missouri Southern (A)*	L	66-73	F. 24	Missouri Southern (A)*	L	66-73	F. 24	Missouri Southern (A)*	L	66-73
F. 27	Southwest Baptist (H)*	W	74-62	F. 27	Southwest Baptist (H)*	W	74-62	F. 27	Southwest Baptist (H)*	W	74-62
M. 2	Missouri Western (H)†	W	67-49	M. 2	Missouri Western (H)†	W	67-49	M. 2	Missouri Western (H)†	W	67-49
M. 4	Washburn University (A)†	L	71-84	M. 4	Washburn University (A)†	L	71-84	M. 4	Washburn University (A)†	L	71-84
M. 12	Washburn University (A)‡	L	67-77	M. 12	Washburn University (A)‡	L	67-77	M. 12	Washburn University (A)‡	L	67-77

*MIAA game (4th-place tie, 10-6). †Grand Canyon Univ. Lopes Invitational (3rd). ‡Mankato State Happy Chef Holiday Tournament (3rd). †MIAA Post-Season Tournament (3rd-tie). ‡NCAA-II South Central Regional at Washburn (3rd-tie).

1993-94 (18-9)

Home: 8-3				Away: 6-5				Neutral: 4-1			
N. 23	Southern Illinois-Edwardsville (H)	L	53-70	N. 23	Southern Illinois-Edwardsville (H)	L	53-70	N. 23	Southern Illinois-Edwardsville (H)	L	53-70
N. 26	Cal State-Chico (N)‡	W	80-62	N. 26	Cal State-Chico (N)‡	W	80-62	N. 26	Cal State-Chico (N)‡	W	80-62
N. 27	Fort Hays State (N)‡	2OT-W	98-91	N. 27	Fort Hays State (N)‡	2OT-W	98-91	N. 27	Fort Hays State (N)‡	2OT-W	98-91
D. 3	Southern Indiana (N)‡	L	68-70	D. 3	Southern Indiana (N)‡	L	68-70	D. 3	Southern Indiana (N)‡	L	68-70
D. 4	Southern Illinois-Edwardsville (A)‡	L	60-74	D. 4	Southern Illinois-Edwardsville (A)‡	L	60-74	D. 4	Southern Illinois-Edwardsville (A)‡	L	60-74
D. 18	Avila College (H)	W	76-51	D. 18	Avila College (H)	W	76-51	D. 18	Avila College (H)	W	76-51
D. 21	Quincy University (A)	W	84-71	D. 21	Quincy University (A)	W	84-71	D. 21	Quincy University (A)	W	84-71
D. 27	Central Washington (N)‡	W	84-52	D. 27	Central Washington (N)‡	W	84-52	D. 27	Central Washington (N)‡	W	84-52
D. 28	Southern Illinois-Edwardsville (N)‡	W	94-75	D. 28	Southern Illinois-Edwardsville (N)‡	W	94-75	D. 28	Southern Illinois-Edwardsville (N)‡	W	94-75
J. 5	Pittsburg State (H)*	W	60-55	J. 5	Pittsburg State (H)*	W	60-55	J. 5	Pittsburg State (H)*	W	60-55
J. 8	Missouri Western (H)*	L	60-72	J. 8	Missouri Western (H)*	L	60-72	J. 8	Missouri Western (H)*	L	60-72
J. 12	Emporia State (A)*	W	82-66	J. 12	Emporia State (A)*	W	82-66	J. 12	Emporia State (A)*	W	82-66
J. 15	Lincoln University [Mo.] (H)*	W	73-41	J. 15	Lincoln University [Mo.] (H)*	W	73-41	J. 15	Lincoln University [Mo.] (H)*	W	73-41
J. 19	Missouri Southern (H)*	L	68-78	J. 19	Missouri Southern (H)*	L	68-78	J. 19	Missouri Southern (H)*	L	68-78
J. 22	Northeast Missouri (A)*	W	91-68	J. 22	Northeast Missouri (A)*	W	91-68	J. 22	Northeast Missouri (A)*	W	91-68
J. 26	Missouri-Rolla (A)*	W	79-75	J. 26	Missouri-Rolla (A)*	W	79-75	J. 26	Missouri-Rolla (A)*	W	79-75
J. 29	Southwest Baptist (H)*	W	64-54	J. 29	Southwest Baptist (H)*	W	64-54	J. 29	Southwest Baptist (H)*	W	64-54
F. 2	Northwest Missouri (H)*	W	65-60	F. 2	Northwest Missouri (H)*	W	65-60	F. 2	Northwest Missouri (H)*	W	65-60
F. 5	Washburn University (A)*	L	45-82	F. 5	Washburn University (A)*	L	45-82	F. 5	Washburn University (A)*	L	45-82
F. 9	Missouri-St. Louis (A)*	W	89-72	F. 9	Missouri-St. Louis (A)*	W	89-72	F. 9	Missouri-St. Louis (A)*	W	89-72
F. 12	Missouri Western (A)*	L	62-76	F. 12	Missouri Western (A)*	L	62-76	F. 12	Missouri Western (A)*	L	62-76
F. 16	Emporia State (H)*	W	94-83	F. 16	Emporia State (H)*	W	94-83	F. 16	Emporia State (H)*	W	94-83
F. 19	Lincoln University [Mo.] (A)*	W	77-59	F. 19	Lincoln University [Mo.] (A)*	W	77-59	F. 19	Lincoln University [Mo.] (A)*	W	77-59
F. 23	Missouri Southern (A)*	W	59-77	F. 23	Missouri Southern (A)*	W	59-77	F. 23	Missouri Southern (A)*	W	59-77
F. 26	Northeast Missouri (H)*	W	78-63	F. 26	Northeast Missouri (H)*	W	78-63	F. 26	Northeast Missouri (H)*	W	78-63
F. 28	Pittsburg State (H)†	W	80-61	F. 28	Pittsburg State (H)†	W	80-61	F. 28	Pittsburg State (H)†	W	80-61
M. 2	Missouri Western (A)†	L	73-87	M. 2	Missouri Western (A)†	L	73-87	M. 2	Missouri Western (A)†	L	73-87

*MIAA game (4th place, 11-5). †Washburn Ramada Inn Lady Blues Classic. ‡Southern Illinois-Edwardsville Cougar Classic (4th). †High Desert Classic at Meadows H.S., Las Vegas, Nev. †MIAA Post-Season Tournament (3rd-tie).

1994-95 (17-10)

Home: 12-2				Away: 3-7				Neutral: 2-1			
N. 21	Lindenwood College (A)	W	73-63	N. 21	Lindenwood College (A)	W	73-63	N. 21	Lindenwood College (A)	W	73-63
N. 25	South Dakota (H)‡	W	76-70	N. 25	South Dakota (H)‡	W	76-70	N. 25	South Dakota (H)‡	W	76-70
N. 26	MidAmerica Nazarene (H)‡	W	68-52	N. 26	MidAmerica Nazarene (H)‡	W	68-52	N. 26	MidAmerica Nazarene (H)‡	W	68-52
N. 29	William Jewell (H)	W	76-73	N. 29	William Jewell (H)	W	76-73	N. 29	William Jewell (H)	W	76-73
D. 3	William Woods (H)	W	76-52	D. 3	William Woods (H)	W	76-52	D. 3	William Woods (H)	W	76-52
D. 8	Graceland College (H)	W	101-47	D. 8	Graceland College (H)	W	101-47	D. 8	Graceland College (H)	W	101-47
D. 19	Park College (H)	W	102-38	D. 19	Park College (H)	W	102-38	D. 19	Park College (H)	W	102-38
D. 27	West Virginia Wesleyan (N)‡	W	75-72	D. 27	West Virginia Wesleyan (N)‡	W	75-72	D. 27	West Virginia Wesleyan (N)‡	W	75-72
D. 28	Montana State-Billings (N)‡	L	69-83	D. 28	Montana State-Billings (N)‡	L	69-83	D. 28	Montana State-Billings (N)‡	L	69-83
D. 29	Cal Poly-Pomona (N)‡	W	75-70	D. 29	Cal Poly-Pomona (N)‡	W	75-70	D. 29	Cal Poly-Pomona (N)‡	W	75-70

J. 4	Washburn University (H)*	L	72-85
J. 7	Missouri Western (A)*	L	69-94
J. 11	Emporia State (H)*	W	86-57
J. 14	Lincoln University [Mo.] (A)*	W	65-53
J. 18	Missouri Southern (A)*	L	63-77
J. 21	Northeast Missouri (H)*	W	98-66
J. 25	Missouri-Rolla (H)*	W	58-57
J. 28	Southwest Baptist (A)*	L	65-77
F. 1	Northwest Missouri (A)*	L	63-64
F. 4	Pittsburg State (A)*	L	63-78
F. 8	Missouri-St. Louis (H)*	W	75-52
F. 11	Missouri Western (H)*	L	56-61
F. 15	Emporia State (A)*	W	59-57
F. 18	Lincoln University [Mo.] (H)*	W	77-54
F. 22	Missouri Southern (H)*	W	54-44
F. 25	Northeast Missouri (A)*	L	52-67
F. 28	Missouri Southern (A)†	L	64-88

*MIAA game (7th place, 8-8). †CMSU University Inn Jennies Classic. ‡San Diego Surf 'N Slam Tournament at La Jolla Jewish Community Center (3rd). †MIAA Post-Season Tournament (5th-tie).



Scott Ballard
1995-04
(Nine Seasons)
167-90 Record (.650)

1995-96 (23-5)

Home: 15-3				Away: 6-2				Neutral: 2-0			
N. 14	South Australia (H)	Exhib	73-69	N. 14	South Australia (H)	Exhib	73-69	N. 14	South Australia (H)	Exhib	73-69
N. 21	Lindenwood College (H)	W	83-47	N. 21	Lindenwood College (H)	W	83-47	N. 21	Lindenwood College (H)	W	83-47
N. 24	Teikyo Marycrest (H)‡	W	94-59	N. 24	Teikyo Marycrest (H)‡	W	94-59	N. 24	Teikyo Marycrest (H)‡	W	94-59
N. 25	Fort Hays State (H)‡	W	65-50	N. 25	Fort Hays State (H)‡	W	65-50	N. 25	Fort Hays State (H)‡	W	65-50
N. 30	Missouri Valley (H)	W	76-60	N. 30	Missouri Valley (H)	W	76-60	N. 30	Missouri Valley (H)	W	76-60
D. 2	William Woods (H)	W	79-59	D. 2	William Woods (H)	W	79-59	D. 2	William Woods (H)	W	79-59
D. 8	Missouri Baptist (H)	W	94-64	D. 8	Missouri Baptist (H)	W	94-64	D. 8	Missouri Baptist (H)	W	94-64
D. 9	Benedictine College [Kan.] (H)	W	103-39	D. 9	Benedictine College [Kan.] (H)	W	103-39	D. 9	Benedictine College [Kan.] (H)	W	103-39
D. 18	Friends University (H)	W	85-58	D. 18	Friends University (H)	W	85-58	D. 18	Friends University (H)	W	85-58
D. 27	Camden University (N)‡	W	93-45	D. 27	Camden University (N)‡	W	93-45	D. 27	Camden University (N)‡	W	93-45
D. 28	Texas A&M-Kingsville (N)‡	W	61-52	D. 28	Texas A&M-Kingsville (N)‡	W	61-52	D. 28	Texas A&M-Kingsville (N)‡	W	61-52
J. 2	Southwest Baptist (A)*	W	77-59	J. 2	Southwest Baptist (A)*	W	77-59	J. 2	Southwest Baptist (A)*	W	77-59
J. 6	Emporia State (H)*	W	81-63	J. 6	Emporia State (H)*	W	81-63	J. 6	Emporia State (H)*	W	81-63
J. 10	[23] Lincoln (A)*	W	77-52	J. 10	[23] Lincoln (A)*	W	77-52	J. 10	[23] Lincoln (A)*	W	77-52
J. 13	[23] Missouri Southern (A)*	W	68-65	J. 13	[23] Missouri Southern (A)*	W	68-65	J. 13	[23] Missouri Southern (A)*	W	68-65
J. 17	[17] Missouri Western (H)*	W	73-56	J. 17	[17] Missouri Western (H)*	W	73-56	J. 17	[17] Missouri Western (H)*	W	73-56
J. 20	[17] Washburn University (H)*	L	53-58	J. 20	[17] Washburn University (H)*	L	53-58	J. 20	[17] Washburn University (H)*	L	53-58
J. 24	[16] Northwest Missouri (H)*	W	72-64	J. 24	[16] Northwest Missouri (H)*	W	72-64	J. 24	[16] Northwest Missouri (H)*	W	72-64
J. 27	[16] Missouri-Rolla (A)*	L	59-70	J. 27	[16] Missouri-Rolla (A)*	L	59-70	J. 27	[16] Missouri-Rolla (A)*	L	



Table with 4 columns: Rank, Team, Score, Margin. Rows include Missouri Western (A)*, Missouri Southern (H)*, Southwest Baptist (A)*, Missouri-Rolla (H)*, Washburn (A)*, Northwest Missouri (H)*, Emporia State (H)*, Pittsburg State (A)*, Missouri Western (H)*, Missouri Southern (A)*, Southwest Baptist (H)*, Missouri-Rolla (A)*, Washburn (H)*, Northwest Missouri (A)*, Emporia State (A)*, Pittsburg State (H)*, Truman (A)*.

*MIAA game (9th place, 5-13). # Mesa State University Classic in Grand Junction, Colo. + Holiday Inn Express Jennies Classic.

2003-04 (15-13)

Table with 4 columns: Rank, Team, Score, Margin. Rows include Missouri Valley (H), Missouri-St. Louis (N)%, Central Arkansas (N)%, Incarnate Word (N)%, Angelo State (N)%, East Central (N)%, Oakland City (H)+, Wayne State (H)+, Lincoln (A), Pittsburg State (A)*, Washburn (A)*, Southwest Baptist (H)*, Missouri Western (A)*, Missouri Southern (H)*, Emporia State (H)*, Missouri-Rolla (A)*, Truman (H)*, Northwest Missouri (A)*, Pittsburg State (H)*, Northwest Missouri (H)*, Truman (A)*, Missouri-Rolla (H)*, Emporia State (A)*, Missouri Southern (A)*, Missouri Western (H)*, Southwest Baptist (A)*, Washburn (H)*, Northwest Missouri State (N), Truman (A)*.

*MIAA game (6th place, 8-10). #Drury University Invitational. #Turkey Day Shootout in Kingsville, Texas. +Holiday Inn Express Jennies Classic.

Portrait of Dave Slifer with text: Dave Slifer 2004-pres. (19 Seasons) 400-171 Record (.701)

2004-05 (23-8)

Table with 4 columns: Rank, Team, Score, Margin. Rows include Cameron University (H), Lincoln (A), Texas Woman's Univ. (N)%, Midwestern State (A)%, Hannibal-LaGrange (H), Lincoln (H)+, Winona State (H)+, Upper Iowa (H), Arkansas Tech (N)\$, St. Thomas Aquinas (N)\$, Pittsburg State (H)*, No. 1 Washburn (H)*, Southwest Baptist (A)*, Missouri Western (H)*, Missouri Southern (A)*, No. 1 Emporia State (A)*, [21] Missouri-Rolla (H)*, [22] Truman (A)*, [15] Northwest Missouri (H)*, [15] Pittsburg State (A)*, [10] Northwest Missouri (A)*, [10] Truman (H)*, [13] Missouri-Rolla (A)*, [13] No. 8 Emporia State (H)*.

Table with 4 columns: Rank, Team, Score, Margin. Rows include Missouri Southern (H)*, Missouri Western (A)*, Southwest Baptist (H)*, No. 3 Washburn (A)*, Missouri Southern (N)%, [17] No. 7 Emporia State (N)†, [19] No. 7 Emporia State (N)†, Missouri Western (H)*, Missouri Southern (H)*, Missouri-Rolla (A)*, Washburn (H)*, Northwest Missouri (A)*, Emporia State (A)*, Pittsburg State (H)*, Missouri Western (H)*, Missouri Southern (A)*, Southwest Baptist (H)*, Missouri-Rolla (A)*, Washburn (H)*, Northwest Missouri (A)*, Emporia State (A)*, Pittsburg State (H)*, Truman (A)*.

2005-06 (22-10)

Table with 4 columns: Rank, Team, Score, Margin. Rows include Lincoln (A), Mesa State (N)%, Cameron (N)%, Central Oklahoma (N)%, Cameron (A)%, Lincoln (H), Harris-Stowe (H), [19] No. 1 Washburn (A)*, Evangel (H)*, Texas A&M Comm. (N)\$, [18] No. 15 West Texas A&M (N)\$, Northwest Missouri (H)*, Truman (H)*, Missouri Western (A)*, Southwest Baptist (A)*, No. 3 Emporia State (H)*, Missouri Southern (H)*, Pittsburg State (A)*, Northwest Missouri (A)*, Pittsburg State (H)*, Central Methodist (H), Missouri Southern (A)*, No. 3 Emporia State (A)*, Southwest Baptist (H)*, Missouri Western (H)*, Truman (A)*, No. 1 Washburn (H)*, Northwest Missouri (N)†, No. 5 Emporia State (N)†, No. 1 Washburn (N)†, Angelo State (N)†, No. 1 Washburn (A)*.

*MIAA game (3rd place, 11-5). #Emporia State Classic. % Cameron University Classic. \$South Central Regional Challenge (Las Vegas). †MIAA Post-Season Tournament, Kansas City, Mo.(2nd). ‡NCAA-II South Central Regional at Washburn University, Topeka, Kan.

2006-07 (14-14)

Table with 4 columns: Rank, Team, Score, Margin. Rows include Southern Indiana (H), St. Mary's (TX) (A)#, Texas A&M-Kingsville (N)%, Arkansas Tech (A)%, Ouachita Baptist (N)%, Arkansas Tech (H), Pittsburg State (H), Evangel (H), Barry (A)\$, Nova Southeastern (N)\$, No. 5 Washburn (H)*, Southwest Baptist (A)*, Missouri Southern (A)*, No. 4 Missouri Western (H)*, Fort Hays State (H)*, Northwest Missouri (H)*, Truman (A)*, Pittsburg State (A)*, Truman (H)*, Northwest Missouri (A)*, Fort Hays State (A)*, No. 10 Emporia State (H)*, Missouri Southern (H)*, No. 2 Missouri Western (A)*, No. 9 Emporia State (A)*, Southwest Baptist (H)*, No. 6 Washburn (A)*, No. 11 Emporia State (N)†.

2007-08 (14-14)

Table with 4 columns: Rank, Team, Score, Margin. Rows include SIU-Edwardsville (H)†, St. Mary's (Texas) (H)†.

Table with 4 columns: Rank, Team, Score, Margin. Rows include Southern Indiana (A), Evangel (H), Nebraska-Omaha (A)%, Minnesota State (N)%, William Jewell (H), Bellarmine (N)&, Cameron (N)&, Pittsburg State (A)*, No. 4 Washburn (A)*, Southwest Baptist (H)*, No. 23 Missouri Southern (H)*, Missouri Western (A)*, No. 19 Emporia State (H)*, Fort Hays State (A)*, Northwest Missouri (A)*, Truman State (H)*, Pittsburg State (H)*, Truman State (A)*, Northwest Missouri (H)*, Fort Hays State (H)*, No. 20 Emporia State (A)*, Missouri Southern (A)*, Missouri Western (H)*, Southwest Baptist (A)*, No. 17 Washburn (H)*, Southwest Baptist (N)†.

*MIAA game (T-4th place, 9-9). #Jennies Invite. %Nebraska-Omaha Invitational. &Cruzin' Classic, Miami Shores, Fla. †MIAA Post-Season Tournament, Kansas City, Mo.(1-5th).

2008-09 (17-11)

Table with 4 columns: Rank, Team, Score, Margin. Rows include William Jewell (H), Graceland (H), Texas A&M-Kingsville (A)@, Texas A&M-International (N)@, Southwest Baptist (A)*, Missouri Southern (A)*, No. 9 Emporia State (H)*, Palm Beach Atlantic (A)##, Dominican (NY) (N)%, Pittsburg State (H)*, Missouri-Kansas City (A), No. 2 Washburn (A)*, Fort Hays State (A)*, Nebraska-Omaha (H)*, NW Missouri State (A)*, Missouri Western (A)*, Truman State (H)*, Southwest Baptist (H)*, Missouri Southern (H)*, Pittsburg State (A)*, No. 4 Emporia State (A)*, No. 9 Washburn (H)*, Fort Hays State (H)*, Nebraska-Omaha (A)*, NW Missouri State (H)*, Missouri Western (H)*, Truman State (A)*, Missouri Southern (N)†.

2009-10 (19-12)

Table with 4 columns: Rank, Team, Score, Margin. Rows include Graceland (H), Texas A&M-Kingsville (H)@, Minnesota-Duluth (H)@, No. 20 Drury (N)\$, No. 19 Quincy (N)\$, Southwest Baptist (H)*, Missouri Southern (H)*, No. 9 Emporia State (A)*, Nova Southeastern (A)##, Barry (N)†, Pittsburg State (A)*, No. 8 Washburn (H)*, Fort Hays State (H)*, Nebraska-Omaha (A)*, NW Missouri State (H)*, Missouri Western (H)*, Truman State (A)*, Southwest Baptist (A)*, Missouri Southern (A)*, Pittsburg State (H)*, No. 5 Emporia State (H)*, No. 13 Washburn (A)*, Fort Hays State (A)*.

Table with 4 columns: Rank, Team, Score, Margin. Rows include Nebraska-Omaha (H)*, NW Missouri State (A)*, Missouri Western (A)*, Truman State (H)*, Missouri Southern (N)†, No. 15 Emporia State (N)†, No. 10 Washburn (N)†, No. 10 Washburn (N)§.

2010-11 (16-13)

Table with 4 columns: Rank, Team, Score, Margin. Rows include Texas A&M-Kingsville (N)@, West Texas A&M (N)@, Lindenwood-Bellefonte (H), William Jewell (H), Evangel (H), Quincy (A), Southwest Baptist (A)*, Missouri Southern (A)*, Emporia State (H)*, Lincoln (A)*, Pittsburg State (H)*, Washburn (A)*, Fort Hays State (A)*, Nebraska-Omaha (H)*, Northwest Missouri (A)*, Missouri Western (A)*, Truman (H)*, Southwest Baptist (H)*, Missouri Southern (H)*, Pittsburg State (A)*, Emporia State (A)*, Lincoln (H)*, Washburn (H)*, Fort Hays State (H)*, Nebraska-Omaha (A)*, Northwest Missouri (H)*, Missouri Western (H)*, Truman (A)*, Emporia State (N)†.

2011-12 (20-9)

Table with 4 columns: Rank, Team, Score, Margin. Rows include Evangel (H), Midwestern State (A)@, East Central (Okla.) (N)@, Quincy (H), Benedictine (Kan.) (H), [25] Southwest Baptist (H)*, [25] Missouri Southern (H)*, [22] Emporia State (A)*, [22] Lincoln (H)*, [22] Lewis (H), [22] Pittsburg State (A)*, [22] Washburn (H)*, Fort Hays State (H)*, Northwest Missouri (H)*, Missouri Western (H)*, Truman (A)*, Southwest Baptist (A)*, Missouri Southern (A)*, Pittsburg State (H)*, Emporia State (H)*, Lincoln (A)*, Washburn (A)*, Fort Hays State (A)*, Fort Hays State (H)*, Missouri Western (A)*, Truman (H)*, Fort Hays State (N)†, Washburn (N)†, Pittsburg State (N).

*MIAA game (4th place, 13-7). @Midwestern State Invitational. †MIAA Post-Season Tournament, Kansas City, Mo.(T-3rd). ‡NCAA Division II South Central Regional, Topeka, Kan. (T-5th).

2012-13 (24-6)

Table with 4 columns: Rank, Team, Score, Margin. Rows include Webster (H), Evangel University (H), Harding (H), St. Mary's (H), Lewis University (A), [23] Fort Hays State (A)*.



D. 8	[23] Emporia State (H)*	W	84-63
D. 18	Dixie State (N)@	W	78-69
D. 19	Academy of Art (N)@	W	92-80
D. 30	Arkansas Tech (H)	W	76-71
J. 2	Southwest Baptist (H)*	W	69-66
J. 9	[15] Northeastern State (H)*	W	63-52
J. 12	[15] Pittsburg State (H)*	W	70-67
J. 16	[1] at Nebraska-Kearney (A)*	W	68-63
J. 19	[1] Truman State (A)*	L	64-73
J. 23	[16] Missouri Western (H)*	W	74-71
J. 26	[16] Northwest Missouri (H)*	W	60-52
J. 30	[1] Lincoln (A)*	W	77-67
F. 2	[13] Lindenwood (A)*	W	83-75
F. 7	[10] Central Oklahoma (A)*	W	87-75 F. 9
[10]	Missouri Southern (A)*	W	74-63
F. 13	[7] Lindenwood (H)*	W	58-44
F. 16	[7] Lincoln (H)*	W	77-62
F. 23	[7] Southwest Baptist (A)*	L	52-63
F. 27	[13] Truman (H)*	W	58-56
M. 2	[13] Washburn (A)*	L	53-59
M. 8	[13] Missouri Western (N)†	W	54-53
M. 9	[13] Fort Hays State (N)†	W	87-78
M. 10	[13] Emporia State (N) †	L	51-67
M. 15	[13] SW Oklahoma State (N)§	L	71-73

*MIAA game (2nd place, 1 4-4). @Las Vegas Challenge.
†MIAA Post-Season Tournament, Kansas City, Mo.(2nd). §NCAA Division II South Central Regional, Topeka, Kan. (T-5th).

2013-14 (26-5)

Home: 11-1	Away: 11-2	Neutral: 4-2	
N. 9	[8] Minnesota State (H)	W	96-88
N. 13	[8] William Jewell (H)	W	85-68
N. 15	[8] Florida Tech (N)@	W	73-57
N. 16	[8] Rollins College (A)@	W	73-45
N. 26	[5] Evangel (H)	W	93-47
N. 29	[5] Harding (A)	L	67-96
D. 1	[5] Arkansas Tech (A)	W	82-68
D. 5	[8] Fort Hays State (H)*	W	72-51
D. 19	[8] Central Oklahoma (A)*	W	94-76
D. 21	[8] Northeastern State (A)*	W	84-73
J. 4	[8] Nebraska-Kearney (H)*	W	73-66
J. 6	[8] Washburn (H)*	W	68-57
J. 9	[6] Pittsburg State (A)*	W-OT	88-86
J. 11	[6] No. 3 Emporia State (A)*	L	67-80
J. 15	[8] Missouri Western (H)*	W	71-65
J. 18	[8] Northwest Missouri (A)*	W	67-62
J. 22	[8] Lincoln (A)*	W	71-70
J. 25	[8] Lindenwood (H)*	L	64-65
F. 1	[12] Missouri Southern (H)*	W	70-61
F. 6	[13] Southwest Baptist (H)*	W	67-64
F. 8	[13] Missouri Southern (A)*	W	75-67
F. 12	[12] Lincoln (H)*	W	86-53
F. 15	[12] Lindenwood (A)*	W	88-69
F. 22	[12] Southwest Baptist (A)*	W	78-70
F. 26	[11] Missouri Western (A)*	W	59-53
M. 1	[11] Northwest Missouri (H)*	W	77-56
M. 6	[8] Northeastern State (N)†	W	79-65
M. 8	[8] Fort Hays State (N)†	W	71-69
M. 9	[8] Emporia State (N)†	L	71-75
M. 14	[8] Northern State (N)§	W	82-69
M. 15	[8] Concordia-St. Paul (N)§	L	60-85

*MIAA game (1st place, 17-2). @Rollins Tipoff Classic. †MIAA Post-Season Tournament, Kansas City, Mo.(T-5th). §NCAA Division II Central Regional, Searcy, Ark. (T-3rd).

2014-15 (21-9)

Home: 11-3	Away: 7-5	Neutral: 3-1	
N. 14	[20] Minnesota State (A)	L	68-70
N. 21	[20] Newman (A)	W	60-47
N. 22	[20] Missouri S&T (A)	W	67-54
N. 24	[20] Quincy (H)	W-OT	73-65
N. 28	[24] South Carolina-Aiken (N)@	W	79-64
N. 29	[24] West Florida (A)@	W	64-58
D. 4	[21] Fort Hays State (A)*	L-OT	75-76
D. 7	[21] William Jewell (H)	W	78-64
D. 15	No. 16 Drury (H)	L	70-73
D. 18	Central Oklahoma (H)*	W	63-58
D. 20	Northeastern State (H)*	W	56-53
J. 3	Nebraska-Kearney (A)*	W	68-49
J. 5	No. 8 Washburn (A)*	W	64-61
J. 8	No. 5 Pittsburg State (H)*	L	52-54
J. 10	No. 1 Emporia State (H)*	W	62-61
J. 14	Missouri Western (A)*	L	69-77
J. 17	Northwest Missouri (H)*	L	60-61
J. 21	Lincoln (H)*	W	79-67
J. 24	Lindenwood (A)*	L-OT	85-92
J. 31	Missouri Southern (A)*	L	65-71
F. 5	Southwest Baptist (A)*	W	79-67
F. 7	Missouri Southern (H)*	W	61-48
F. 11	Lincoln (A)*	W	78-63
F. 14	Lindenwood (H)*	W	72-55

F. 21	Southwest Baptist (H)*	W	72-55
F. 25	Missouri Western (H)*	W	82-78
F. 28	Northwest Missouri (A)*	W	74-64
M. 3	Lindenwood (H)†	W	73-69
M. 6	Missouri Southern (N)†	W	70-64
M. 7	Fort Hays State (N) †	L	53-59

*MIAA game (5th place, 13-6). @Comfort Inn-Vitalton. †MIAA Post-Season Tournament, Kansas City, Mo.(T-5th).

2015-16 (11-18)

Home: 6-6	Away: 5-9	Neutral: 0-3	
N. 13	Northwest Nazarene (N)@	L	63-88
N. 15	Minnesota St.-Moorhead (N)@	L	58-63
N. 18	William Jewell (H)	W	80-70
N. 24	No. 8 Drury (A)	L	71-86
N. 28	Quincy (A)	L	65-68
D. 2	No. 18 Missouri Western (H)*	L	55-78
D. 5	Northwest Missouri (H)*	W	85-39
D. 12	No. 3 Emporia State (A)*	L	55-71
D. 17	No. 1 Fort Hays State (H)*	L	50-59
D. 19	Nebraska-Kearney (H)*	W	64-62
J. 4	Southwest Baptist (H)*	W	77-74
J. 7	Pittsburg State (A)*	W	87-69
J. 9	Missouri Southern (A)*	L	59-62
J. 13	Lindenwood (H)*	W	82-64
J. 16	Lincoln (H)*	L	76-82
J. 21	Northeastern State (A)*	W	74-56
J. 23	Central Oklahoma (A)*	L	48-77
J. 27	Washburn (H)*	L	54-59
J. 30	No. 11 Emporia State (H)*	W	69-64
F. 4	No. 7 Fort Hays State (A)*	L	57-70
F. 6	Nebraska-Kearney (A)*	L	61-78
F. 10	Washburn (A)*	W	86-75
F. 13	Southwest Baptist (A)*	W	65-68
F. 17	No. 19 Pittsburg State (H)*	L	64-68
F. 20	Missouri Southern (H)*	L	73-76
F. 24	Lindenwood (A)*	W	76-59
F. 27	No. 7 Missouri Western (A)	L	61-77
F. 29	Washburn (A)	W	74-70
M. 3	Pittsburg State †	L	68-78

*MIAA game (10th place, 9-13). @D2 Vegas Showdown. †MIAA Play-In game (campus site). ‡MIAA Post-Season Tournament, Kansas City, Mo.(T-5th).

2016-17 (24-7)

Home: 10-2	Away: 9-4	Neutral: 5-1	
N. 11	Concordia-St. Paul (H)	L	65-74
N. 12	Minot State (H)	W	98-75
N. 18	Arkansas-Fort Smith (N)	W	78-73
N. 19	Ferris State (N)	W	89-55
N. 22	Embry-Riddle (A)	W	67-50
N. 25	Barry (A)	W	67-53
N. 26	Johnson & Wales (N)	W	108-45
D. 3	Missouri Western (A)*	W	66-58
D. 11	Northwest Missouri (A)*	W	61-55
D. 17	Southwest Baptist (H)*	W	80-59
D. 19	William Jewell (H)	W	70-59
J. 5	Fort Hays State (A)*	L	59-69
J. 7	Nebraska-Kearney (A)*	W	73-58
J. 12	Northwest Missouri (H)*	W	66-42
J. 16	Missouri Western (H)*	W	69-49
J. 18	Lincoln (A)*	W	66-41
J. 21	Lindenwood (A)*	W	79-59
J. 25	[19] No. 7 Emporia State (H)*	W-OT	61-56
J. 28	[19] Washburn (H)*	W	64-63
F. 2	[14] No. 8 Central Oklahoma (A)*	L	55-65
F. 4	[14] Northeastern State (A)*	W	77-54
F. 8	[15] No. 10 Pittsburg State (A)*	L	60-68
F. 11	[15] Missouri Southern (H)*	W	74-47
F. 16	[15] Lincoln (H)*	W	71-60
F. 18	[15] Lindenwood (H)*	L	67-69
F. 23	[21] Missouri Southern (A)*	W	71-57
F. 25	[21] No. 7 Pittsburg State (H)*	W	69-63
M. 3	[19] Southwest Baptist † (N)	W	80-61
M. 4	[19] Emporia State † (N)	L	50-58
M. 10	[19] Minnesota-Moorhead † (N)	W	56-45
M. 11	[19] Harding (A) †	L	58-66

*MIAA game (2nd place, 15-4). †MIAA Post-Season Tournament, Kansas City, Mo.(T-3rd). ‡NCAA Division II Central Regional, Searcy, Ark. (T-3rd).

** NCAA D-II **
** National Champions **
2017-18 (30-3)

Home: 13-2	Away: 10-0	Neutral: 7-1	
N. 10	[13] Mary (N)	W	69-58
N. 11	[13] Northern State (N)	W	82-65
N. 18	[13] William Jewell (H)	W	66-56
N. 19	[13] Arkansas-Fort Smith (H)	L	76-77
N. 21	[13] Evangel (H)	W	81-30
N. 28	[12] Harris-Stowe (H)	W	78-43
D. 10	[10] Northwest Missouri (H)*	W	77-40
D. 14	[10] Missouri Western (H)*	W	70-48
D. 16	[10] Southwest Baptist (A)*	W	80-75
D. 19	[10] Rockhurst (H)	W	79-53
J. 4	[11] Fort Hays State (H)*	W	71-51
J. 6	[11] Nebraska-Kearney (H)*	W	81-46
J. 13	[12] Missouri Western (A)*	W (ot)	80-76
J. 15	[12] Northwest Missouri (A)*	W	74-58
J. 18	[10] Lincoln (H)*	W	71-53
J. 20	[10] Lindenwood (H)*	W	80-73
J. 24	[7] Emporia State (A)*	W	78-61
J. 27	[7] Washburn (A)*	W	72-63
F. 1	[6] No. 21 Central Oklahoma (H)*	W	64-58
F. 3	[6] Northeastern State (H)*	W	69-53
F. 7	[4] Pittsburg State (H)*	L	63-68
F. 10	[4] Missouri Southern (A)*	W	80-63
F. 15	[9] Lincoln (A)*	W	80-55
F. 17	[9] Lindenwood (A)*	W	73-60
F. 22	[8] Missouri Southern (H)*	W	64-41
F. 24	[8] Pittsburg State (A)*	W	60-56
M. 1	[6] Lindenwood (N)†	L	66-75
M. 9	[10] Minnesota-Moorhead (N)§	W	66-49
M. 10	[10] Fort Hays State (N)§	W	66-59
M. 12	[10] No. 7 Augustana (A)§	W	81-42
M. 19	[10] No. 2 Lubbock Christian (N)¶	W	72-62
M. 21	[10] No. 14 Union (N)¶	W	70-57
M. 23	[10] No. 1 Ashland (N)¶	W	66-52

*MIAA game (1st place, 18-1). †MIAA Post-Season Tournament, Kansas City, Mo.(T-5th). ‡NCAA Division II Central Regional, Sioux Falls, S.D. (1st). ¶NCAA Division II Elite Eight, Sioux Falls, S.D. (1st)

2018-19 (25-7)

Home: 9-2	Away: 9-3	Neutral: 7-2	
N. 9	[1] Southern Nazarene (N)	W	55-47
N. 10	[11] Harding (N)	W	63-51
N. 16	[1] Arkansas-Fort Smith (N)	W	79-64
N. 20	[1] Westminster (H)	W	86-74
N. 23	[1] St. Mary's (A)	L-2OT	97-101
N. 24	[1] No. 10 Lubbock Christian (N)	W	67-62
N. 29	[7] Southwest Baptist (A)*	W	72-66
D. 8	[7] Washburn (A)*	L	57-62
D. 10	[7] Rockhurst (A)	W	84-67
D. 18	[15] Southern Indiana (H)	W	74-71
J. 3	[15] No. 5 Fort Hays State (H)*	L	46-56
J. 5	[15] Nebraska-Kearney (H)*	W	64-49
J. 10	[19] Missouri Southern (A)*	W	70-67
J. 12	[19] Pittsburg State (A)*	L	68-76
J. 16	Lincoln (H)*	W	77-58
J. 19	No. 24 Lindenwood (H)*	W	74-68
J. 26	[25] Southwest Baptist (H)*	W	75-63
J. 31	[23] Northeastern State (A)*	W	71-59
F. 2	[23] Central Oklahoma (A)*	W	80-50
F. 6	[21] Washburn (H)*	W	80-55
F. 9	[21] Emporia State (H)*	L	62-65
F. 13	[24] Northwest Missouri (A)*	W	78-67
F. 16	[24] Missouri Western (A)*	W	74-68
F. 21	[24] Northwest Missouri (H)*	W	71-53
F. 23	[24] Missouri Western (H)*	W	86-66
F. 27	[24] Lindenwood (A)*	W	76-66
M. 2	[24] Lincoln (A)*	W	77-52
M. 7	[24] Central Oklahoma (N)†	W	80-47
M. 9	[24] Lindenwood (N)†	W	67-61
M. 10	[24] No. 3 Fort Hays State (N) †	L	56-63
M. 15	[23] Lindenwood (N)§	W	76-64
M. 16	[23] No. 7 SW Oklahoma (N)§	L	72-75

*MIAA game (2nd place, 15-4). †MIAA Post-Season Tournament, Kansas City, Mo.(2nd). ‡NCAA Division II Central Regional, Hays, Kan. (T-3rd).

2019-20 (27-4)

Home: 13-0	Away: 10-3	Neutral: 4-1	
N. 8	[11] No. 18 MSU-Moorhead (N)	L	56-58
N. 9	[11] Northern State (A)	W	62-50
N. 13	[11] Southern Indiana (A)	L	45-52
N. 18	[11] Union (H)	W	67-58
N. 26	William Jewell (H)	W	69-59
N. 29	No. 1 Drury (A)	L	54-57
N. 30	Truman State (N)	W	70-63
D. 5	Missouri Western (H)*	W	62-53
D. 7	Northwest Missouri (H)*	W	70-50

D. 17	Evangel (H)	W	85-65
D. 19	Avila (H)	W	99-62
J. 4	Central Oklahoma (A)*	W	59-50
J. 6	Newman (A)*	W	62-59
J. 11	Lincoln (A)*	W	82-60
J. 15	Pittsburg State (H)*	W	72-50
J. 18	Missouri Southern (H)*	W	76-44
J. 23	Rogers State (A)*	W	86-44
J. 25	Northeastern State (A)*	W	73-64
J. 29	[22] Emporia State (H)*	W	70-66
F. 1	[22] Washburn (H)*	W	83-68
F. 6	[18] Northwest Missouri (A)*	W	73-60
F. 8	[18] Missouri Western (A)*	L	57-67
F. 13	[24] Fort Hays State (H)*	W	76-69
F. 15	[24] No. 25 Nebraska-Kearney (H)*	W	75-65
F. 18	[20] Lincoln (H)*	W	74-45
F. 20	[20] Washburn (A)*	W	70-59
F. 26	[19] Missouri Southern (A)*	W	74-39
F. 29	[19] Pittsburg State (A)*	W	72-60
M. 5	[15] Washburn (N)†	W	65-61
M. 7	[15] Fort Hays State (N)†	W	59-48
M. 8	[15] Emporia State (N)†	W	82-75

*MIAA game (1st place, 18-1). †MIAA Post-Season Tournament, Kansas City, Mo.(1st)

2020-21 (23-5)

Home: 13-2	Away: 9-2	Neutral: 1-1	
N. 24	Missouri Southern (H)*	W	78-51
N. 28	Pittsburg State (H)*	W	78-61
D. 3			



F. 26 Lincoln (A)* W 82-62
 M. 4 Missouri Western (N)† L 55-69

*MIAA game (4th place, 15-7). †MIAA Post-Season Tournament, Kansas City, Mo. & D2CCA Tip Off Classic, Canyon, Texas. §MIAA/NSIC Regional Challenge, Warrensburg, Mo.

2022-23 (25-5)

Home: 12-1 Away: 10-2 Neutral: 3-2

N. 11	Northern State (N)§	W	75-57
N. 12	MSU-Moorhead (A)§	W	69-58
N. 16	Evangel (H)	W	102-49
D. 1	Central Oklahoma (H)*	W	83-65
D. 3	Newman (H)*	W	83-38
D. 11	[24] Lincoln (H)*	W	80-58
D. 13	[17] No. 3 Missouri Southern (A)*	W	73-71
D. 17	[17] Pittsburg State (A)*	W	82-75
D. 29	[11] William Jewell (H)	W	97-52
D. 31	[11] Fort Hays State (H)*	W	63-62
J. 2	[11] Nebraska Kearney (H)*	W	67-53
J. 5	[7] Washburn (A)*	W	67-53
J. 7	[7] Emporia State (A)*	W	80-64
J. 12	[5] Northeastern State (H)*	W	79-64
J. 14	[5] Rogers State (H)*	W	81-58
J. 19	[5] Northwest Missouri (A)*	W	68-67
J. 21	[5] Missouri Western (A)*	L	63-66
J. 28	[7] Lincoln (A)*	W	82-49
F. 2	[7] Pittsburg State (H)*	W	80-68
F. 4	[7] Missouri Southern (H)*	L	69-72
F. 9	[10] Nebraska Kearney (A)*	L	57-60
F. 11	[10] Fort Hays State (A)*	W	71-64
F. 16	[12] Emporia State (H)*	W	78-70
F. 18	[12] Washburn (H)*	W	78-54
F. 23	[10] Rogers State (A)*	W	66-53
F. 25	[10] Northeastern State (A)*	W	86-48
M. 2	[11] Central Oklahoma (N)†	W	82-60
M. 4	[11] Fort Hays State (N)†	OT-W	66-64
M. 5	[11] Missouri Southern (N)†	L	63-78
M. 10	[11] Minnesota State (N)§	L	81-83

*MIAA game (2nd place, 19-3). †MIAA Post-Season Tournament, Kansas City, Mo. §MIAA/NSIC Regional Challenge, Moorhead, Minn. §NCAA-II Central Regional game (Duluth, Minn.)

Note: Beginning with the 1995-96 season, the number in [] before an opponent name indicates UCM's ranking in the USA TODAY/WBCA Division II Coaches Top 25 poll entering the game.

** 2019-20 season cut short after MIAA Tournament due to COVID-19 global pandemic



Jennies Year-by-Year Results

"AIAW Era"				— Overall —			— MAIAW —			State	Regional	National	PF-Avg.	PA-Avg.	
Season	Head Coach	W-L	Pct.	W-L	Pct.	Fin.	Tourney	Tourney	Tourney						
1970-71	Jane Markert	11-4	.733	—	—	—	3rd	—	—	—	834-55.6	675-45.0			
1971-72	Mildred Barnes	16-3	.842	—	—	—	2nd	2nd	—	—	1,138-59.9	859-45.2			
1972-73	Mildred Barnes	17-6	.739	—	—	—	1st	3rd	—	—	1,367-59.4	1,000-43.5			
1973-74	Mildred Barnes	13-7	.650	—	—	—	2nd	—	—	—	1,273-63.6	964-48.2			
1974-75	Mildred Barnes	13-8	.619	—	—	—	4th	—	—	—	1,483-70.6	1,299-61.9			
1975-76	Mildred Barnes	15-8	.652	—	—	—	2nd	—	—	—	1,685-73.3	1,508-65.6			
1976-77	Mildred Barnes	23-6	.793	6-0	1.000	1st	1st	3rd	—	—	2,062-71.1	1,773-61.1			
1977-78	Mildred Barnes	17-10	.630	4-2	.667	3rd	3rd	—	—	—	1,875-69.4	1,642-60.8			
1978-79	Mildred Barnes	16-10	.615	5-0	1.000	1st	2nd	5-T	—	—	1,976-76.0	1,734-66.7			
1979-80	Mildred Barnes	26-5	.839	—	—	—	1st*	5-T	17-T	—	2,540-81.9	1,963-63.3			
1980-81	Jorja Hoehn	14-13	.519	4-4	.500	2nd†	—	—	—	—	1,869-69.2	1,816-67.3			
1981-82	Jorja Hoehn	20-9	.690	—	—	—	—	2nd	9-T	—	2,040-70.3	1,798-62.0			
Subtotals (12 Years)		201-89	.693	19-6	.760	—	—	—	—	—	20,142-69.5	17,031-58.7			
"NCAA/MIAA Era"				— Overall —			— MIAA —			MIAA	MIAA	Regional	National	PF-Avg.	PA-Avg.
Season	Head Coach	W-L	Pct.	W-L	Pct.	Finish	Tourney	Tourney	Tourney						
1982-83	Jorja Hoehn	29-3	.906	12-0	1.000	1st	1st	1st	3-T	—	2,523-78.8	2,016-63.0			
1983-84	Jorja Hoehn	27-5	.844	10-2	.833	1-T	1st	1st	1st	—	2,612-81.6	2,044-63.9			
1984-85	Jorja Hoehn	28-4	.875	12-0	1.000	1st	1st	1st	2nd	—	2,486-77.6	1,989-62.1			
1985-86	Jon Pye	23-6	.793	11-1	.917	1-T	1st	1st	5-T	—	2,389-82.4	1,935-66.7			
1986-87	Jon Pye	23-7	.767	12-2	.857	2nd	2nd	2nd	—	—	2,162-72.1	1,816-60.5			
1987-88	Jon Pye	26-5	.839	13-1	.929	1-T	1st	2nd	—	—	2,419-78.0	1,973-63.7			
1988-89	Jon Pye	29-5	.853	14-0	1.000	1st	1st	1st	4th	—	2,758-81.1	2,037-59.9			
1989-90	Jon Pye	29-3	.906	14-2	.875	1st‡	1st	1st	5-T	—	2,560-80.0	1,919-60.0			
1990-91	Jon Pye	23-6	.793	15-1	.938	1st	2nd	3-T	—	—	2,364-81.5	2,030-70.0			
1991-92	Jon Pye	21-7	.750	11-5	.688	4th	3-T	—	—	—	2,231-79.7	1,817-64.9			
1992-93	Jon Pye	19-10	.655	10-6	.625	4-T	3-T	3-T	—	—	2,016-69.5	1,797-62.0			
1993-94	Jon Pye	18-9	.667	11-5	.688	4th	3-T	—	—	—	1,996-73.9	1,845-68.3			
1994-95	Jon Pye	17-10	.630	8-8	.500	7th	5-T	—	—	—	1,930-71.5	1,751-64.9			
1995-96	Scott Ballard	23-5	.821	12-4	.750	1-T	3-T	—	—	—	2,126-75.9	1,635-58.4			
1996-97	Scott Ballard	21-9	.700	13-5	.722	2nd	2nd	5-T	—	—	2,011-67.0	1,764-58.8			
1997-98	Scott Ballard	19-10	.655	9-7	.562	5-T	5-T	3-T	—	—	2,024-69.8	1,808-62.4			
1998-99	Scott Ballard	17-11	.607	9-7	.562	6-T	3-T	—	—	—	1,910-68.2	1,803-64.4			
1999-00	Scott Ballard	22-7	.759	14-4	.778	2nd	3-T	5-T	—	—	2,125-73.3	1,767-60.9			
2000-01	Scott Ballard	19-9	.679	11-7	.611	4th	3-T	—	—	—	1,958-69.9	1,827-65.3			
2001-02	Scott Ballard	21-9	.700	12-6	.667	3rd	5-T	—	—	—	2,190-73.0	1,962-65.4			
2002-03	Scott Ballard	10-17	.370	5-13	.278	9th	—	—	—	—	1,798-66.7	1,803-66.8			
2003-04	Scott Ballard	15-13	.536	8-10	.444	6th	5-T	—	—	—	1,920-68.6	1,806-64.5			
2004-05	Dave Slifer	23-8	.742	13-5	.722	3rd	3-T	5-T	—	—	2,272-73.3	2,027-65.4			
2005-06	Dave Slifer	22-10	.688	11-5	.688	3rd	2nd	3-T	—	—	2,409-75.3	2,044-63.9			
2006-07	Dave Slifer	14-14	.500	7-11	.389	5-T	5-T	—	—	—	1,877-67.0	1,820-65.0			
2007-08	Dave Slifer	14-14	.500	9-9	.500	3-T	5-T	—	—	—	1,960-70.0	1,963-70.1			
2008-09	Dave Slifer	17-10	.630	12-8	.600	4-T	5-T	—	—	—	1,950-69.6	1,875-66.9			
2009-10	Dave Slifer	19-12	.613	13-7	.650	3rd	2nd	4-T	—	—	2,133-68.8	2,007-64.7			
2010-11	Dave Slifer	16-13	.552	12-10	.545	6th	5-T	—	—	—	2,003-69.1	1,878-64.8			
2011-12	Dave Slifer	20-9	.690	13-7	.650	4th	3-T	4-T	—	—	2,036-70.2	1,840-63.4			
2012-13	Dave Slifer	24-6	.800	14-4	.778	2nd	5-T	5-T	—	—	2,145-71.5	1,953-65.1			
2013-14	Dave Slifer	26-5	.839	17-2	.895	1st	2nd	3-T	—	—	2,351-75.8	2,076-67.0			
2014-15	Dave Slifer	21-9	.700	13-6	.684	5th	3-T	—	—	—	2,071-69.0	1,897-63.2			
2015-16	Dave Slifer	11-18	.379	9-13	.409	10th	5-T	—	—	—	1,957-67.5	2,010-69.3			
2016-17	Dave Slifer	24-7	.774	15-4	.789	2nd	3-T	3-T	—	—	2,174-70.1	1,806-58.3			
2017-18	Dave Slifer	30-3	.909	18-1	.947	1st	5-T	1st	1st	—	2,405-72.9	1,876-56.8			
2018-19	Dave Slifer	25-7	.781	15-4	.789	2nd	2nd	3-T	—	—	2,314-72.3	2,013-62.9			
2019-20	Dave Slifer	27-4	.871	18-1	.947	1st	1st	—	—	—	2,179-70.3	1,779-57.4			
2020-21	Dave Slifer	23-5	.821	19-3	.864	2nd	5-T	1st	3-T	—	1,957-69.9	1,665-59.5			
2021-22	Dave Slifer	19-11	.633	15-7	.682	4th	—	—	—	—	2,107-70.2	1,886-62.9			
2022-23	Dave Slifer	25-5	.833	19-3	.864	2nd	2nd	5-T	—	—	2,259-75.3	1,830-61.0			
Subtotals (41 Seasons)		879-340	.721	508-206	.711	—	—	—	—	—	89,067-73.1	75-583-62.0			
Grand Totals (52 Seasons)		1,080-429	.716	527-212	.713	—	—	—	—	—	109,209-72.4	92,614-61.4			

*AIAW Region VI South Sub-Regional finish. †AIAW Region VI Central District finish. ‡MIAA North Division finish. Note: The Jennies began competing in the Mid-America Intercollegiate Athletics Association (formerly Missouri Intercollegiate Athletic Association) and on the NCAA Division II level during the 1982-83 season. Prior to that, they were members of the Association of Intercollegiate Athletics for Women (AIAW) on the state (Missouri AIAW), region (Region VI) and national (Large-College or Division I) levels since its inception in 1971. MAIAW regular-season games were used some seasons to qualify for the state tournament, which determined the MAIAW state championship; MIAA regular-season games determine the league's regular-season champion and the seedings for the conference post-season tournament.

Jennies Coaches' Composite Totals

By Victories					By Percentage				
Head Coach	Yrs.	W	L	Pct.	Head Coach	Yrs.	W	L	Pct.
Dave Slifer (2004-present)	19	400	171	.701	Jorja Hoehn (1980-85)	5	118	34	.776
Jon Pye (1985-95)	10	228	68	.770	Jon Pye (1985-95)	10	228	68	.770
Scott Ballard (1995-03)	9	167	90	.650	Jane Markert (1970-71)	1	11	4	.733
Mildred Barnes (1971-80)	9	156	63	.712	Mildred Barnes (1971-80)	9	156	63	.712
Jorja Hoehn (1980-85)	5	118	34	.776	Dave Slifer (2004-present)	19	400	171	.701
Jane Markert (1970-71)	1	11	4	.733	Scott Ballard (1995-03)	9	167	90	.650

The Jennies in National Tournaments

Total National-Tournament Appearances: 27

National-Tournament Win-Loss: 40-28

Number of Regional Championships: 9

1971-72 AIAW Region VI Tournament (2nd)

- UCM 65, Kansas State 57
- UCM 45, Midland Lutheran 40
- South Dakota State 52, UCM 49

1972-73 AIAW Region VI Tournament (3rd)

- UCM 74, Valley City State 31
- Kansas State 45, UCM 41
- UCM 49, Northern Iowa 40

1976-77 AIAW Region VI Tournament (3rd)

- UCM 66, St. Cloud State 53
- Missouri 71, UCM 69
- UCM 81, Nebraska-Omaha 71 (OT)

1978-79 AIAW-I Region VI Tournament (T-5th)

- Drake 80, UCM 77

1979-80 AIAW-I Region VI Sub-Region (1st)

- UCM 74, St. Louis University 63
- UCM 80, Missouri 69
- UCM 73, Kansas State 60

AIAW-I Region VI Tournament (T-5th)

- Kansas 72, UCM 71

AIAW-I National Tournament (T-17th)

- Rutgers 87, UCM 75

1981-82 AIAW-I Region VI Tournament (2nd)

- UCM 91, NWMSU 61
- Minnesota 76, UCM 61

AIAW-I National Tournament (T-9th)

- Texas 67, UCM 54

1982-83 MIAA Tournament (1st)

- UCM 82, Lincoln 51
- UCM 91, Northwest Missouri 69

NCAA-II South Central Region (1st) - Warrensburg, Mo.

- UCM 71, Southeast Missouri 50

NCAA-II Quarterfinals - St. Cloud, Minn.

- UCM 65, St. Cloud State 63

NCAA-II Final Four (T-3rd) - Springfield, Mass.

- Virginia Union 75, UCM 72

1983-84 MIAA Tournament (1st)

- UCM 83, Missouri-Rolla 38
- UCM 88, Southeast Missouri 65

NCAA-II South Central Region (1st) - Warrensburg, Mo.

- UCM 76, Southeast Missouri 64

NCAA-II Quarterfinals - Warrensburg, Mo.

- UCM 77, Chapman College 59

NCAA-II Final Four (1st)

- UCM 74, Valdosta State 70
- UCM 80, Virginia Union 73

1984-85 MIAA Tournament (1st)

- UCM 83, Lincoln 61
- UCM 72, Southeast Missouri 67

NCAA-II South Central Region (1st) - Warrensburg, Mo.

- UCM 76, Abilene Christian 57

NCAA-II Quarterfinals - Warrensburg, Mo.

- UCM 79, Northern Kentucky 63

NCAA-II Final Four (2nd)

- UCM 82, Mercer 79
- Cal Poly-Pomona 80, UCM 69

1985-86 MIAA Tournament (1st)

- UCM 92, Missouri-St. Louis 62
- UCM 77, Southeast Missouri 69

NCAA-II South Central Region (1st) - Warrensburg, Mo.

- UCM 65, Southeast Missouri 64

NCAA-II Quarterfinals - Warrensburg, Mo.

- North Dakota State 77, UCM 60

1986-87 MIAA Tournament (2nd)

- UCM 84, Northwest Missouri 56
- Southeast Missouri 78, UCM 55

NCAA-II South Central Region (2nd)

- UCM 64, Southeast Missouri 62
- West Texas State 67, UCM 57

1987-88 MIAA Tournament (1st)

- UCM 86, Northwest Missouri 61
- UCM 80, Southeast Missouri 68

NCAA-II South Central Region (2nd) - Warrensburg, Mo.

- UCM 70, Abilene Christian 58
- West Texas A&M 61, UCM 46

1988-89 MIAA Tournament (1st)

- UCM 95, NWMSU 60
- UCM 68, Southeast Missouri 64

NCAA-II South Central Region (1st)

- UCM 88, Abilene Christian 73
- UCM 63, West Texas A&M 62

NCAA-II Quarterfinals - St. Cloud, Minn.

- UCM 87, St. Cloud State 71

NCAA-II Final Four (4th) - Cleveland, Miss.

- Delta State 94, UCM 73
- Bentley College 83, UCM 81

1989-90 MIAA Tournament (1st)

- UCM 74, Missouri Western 50
- UCM 72, Southeast Missouri 60

NCAA-II South Central Region (1st) - Warrensburg, Mo.

- UCM 79, Southeast Missouri 68
- UCM 67, West Texas A&M 63

NCAA-II Quarterfinals (T-5th) - Warrensburg, Mo.

- Oakland 66, UCM 61

1990-91 MIAA Tournament (2nd)

- UCM 112, Missouri-St. Louis 90
- UCM 71, Missouri-Rolla 60
- Southeast Missouri 85, UCM 83

NCAA-II South Central Region (T-3rd) - Cape Girardeau, Mo.

- Southeast Missouri 80, UCM 65

1991-92 MIAA Tournament (T-3rd)

- UCM 84, Missouri-Rolla 70
- Pittsburg State 69, UCM 56

1992-93 MIAA Tournament (T-3rd)

- UCM 67, Missouri Western 49
- Washburn 84, UCM 71

NCAA-II South Central Region (T-3rd) - Topeka, Kan.

- Washburn 77, UCM 67

1993-94 MIAA Tournament (T-3rd)

- UCM 80, Pittsburg State 61
- Missouri Western 87, UCM 73

1994-95 MIAA Tournament (T-3rd)

- Missouri Southern 88, UCM 64

1995-96 MIAA Tournament (T-3rd)

- UCM 91, Northwest Missouri 67
- Southwest Baptist 54, UCM 35

1996-97 MIAA Tournament (2nd)

- UCM 65, Northwest Missouri 60
- UCM 86, Pittsburg State 71
- Missouri Western 53, UCM 46

NCAA-II South Central Region (T-5th) - St. Joseph, Mo.

- Emporia State 54, UCM 51

1997-98 MIAA Tournament (T-5th)

- Pittsburg State 76, UCM 63

NCAA-II South Central Region (T-3rd) - Emporia, Kan.

- UCM 69, Pittsburg State 56
- Emporia State 77, UCM 49

1998-99 MIAA Tournament (T-3rd)

- UCM 55, Southwest Baptist 54
- Missouri Western 63, UCM 51

1999-00 MIAA Tournament (T-3rd)

- UCM 62, Washburn 52
- Missouri Western 53, UCM 51

NCAA-II South Central Region (T-5th) - Emporia, Kan.

- Missouri Western 85, UCM 75

2000-01 MIAA Tournament (T-3rd)

- UCM 95, Pittsburg State 91 20T
- Emporia State 91, UCM 61

2001-02 MIAA Tournament (T-5th)

- Emporia State 72, UCM 67

2003-04 MIAA Tournament (T-5th)

- Northwest Missouri 65, UCM 58

2004-05 MIAA Tournament (T-3rd)

- UCM 62, Missouri Southern 59
- Emporia State 89, UCM 48

NCAA-II South Central Region (T-5th) - Springfield, Mo.

- Emporia State 82, UCM 69

2005-06 MIAA Tournament (2nd)

- UCM 68, Northwest Missouri 66
- UCM 63, Emporia State 60
- Washburn 75, UCM 71

NCAA-II South Central Region (T-3rd) - Topeka, Kan.

- UCM 79, Angelo State 68
- Washburn 65, UCM 51

2006-07 MIAA Tournament (T-5th)

- Emporia State 67, UCM 50

2007-08 MIAA Tournament (T-5th)

- Southeast Baptist 89, UCM 80

2008-09 MIAA Tournament (T-5th)

- Missouri Southern 62, UCM 57

2009-10 MIAA Tournament (2nd)

- UCM 77, Missouri Southern 67
- UCM 79, Emporia State 74
- Washburn 68, UCM 56

NCAA-II South Central Region (T-5th) - Canyon, Tex.

- Washburn 72, UCM 61

2010-11 MIAA Tournament (T-5th)

- Emporia State 74, UCM 69 (OT)

2011-12 MIAA Tournament (T-3rd)

- UCM 73, Fort Hays State 61
- Washburn 64, UCM 62

NCAA-II South Central Region (T-5th) - Topeka, Kan.

Total NCAA Tournament Appearances: 24

NCAA Tournament Win-Loss Record: 32-23

Number of NCAA Regional Championships: 8

- Pittsburg State 74, UCM 70

2012-13 MIAA Tournament (2nd)

- UCM 54, Missouri Western 53
- UCM 87, Fort Hays State 78
- Emporia State 67, UCM 51

NCAA-II South Central Region (T-5th) - Topeka, Kan.

- Southwestern Oklahoma State 73, UCM 71

2013-14 MIAA Tournament (2nd)

- UCM 79, Northeastern State 65
- UCM 71, Fort Hays State 69

NCAA-II Central Region (T-3rd) - Searcy, Ark.

- UCM 82, Northern State 69
- Concordia-St Paul 85, UCM 60

2014-15 MIAA Tournament (T-3rd)

- UCM 73, Lindenwood 69
- UCM 70, Missouri Southern 64
- Fort Hays State 59, UCM 53

2015-16 MIAA Tournament (T-5th)

- UCM 74, Washburn 70
- Pittsburg State 78, UCM 68

2016-17 MIAA Tournament (T-3rd)

- UCM 80, Southwest Baptist 61
- Emporia State 58, UCM 50

NCAA-II Central Region (T-3rd) - Searcy, Ark.

- UCM 56, Minnesota State-Moorhead 45
- Harding 66, UCM 58

2017-18 MIAA Tournament (T-5th)

- Lindenwood 75, UCM 66

NCAA-II Central Region (1st) - Sioux Falls, S.D.

- UCM 66, Minnesota State-Moorhead 49
- UCM 66, Fort Hays State 59

- UCM 81, Augustana 42

NCAA-II Elite Eight (1st) - Sioux Falls, S.D.

- UCM 72, Lubbock Christian 62
- UCM 70, Union 57

- UCM 66, Ashland 52

2018-19 MIAA Tournament (2nd)

- UCM 80, Central Oklahoma 47
- UCM 67, Lindenwood 61

- Fort Hays State 63, UCM 56

NCAA-II Central Region (T-3rd) - Hays, Kan.

- UCM 76, Lindenwood 64
- Southwestern Oklahoma State 75, UCM 72

2019-20 MIAA Tournament (1st)

- UCM 65, Washburn 61
- UCM 59, Fort Hays State 48

- UCM 82, Emporia State 75

2020-21 MIAA Tournament (T-5th)

- Washburn 63, UCM 55

NCAA-II Central Region (1st) - Warrensburg, Mo.

- UCM 66, St. Cloud State 52
- UCM 72, Fort Hays State 68

- UCM 67, Nebraska-Kearney 57

NCAA-II Elite Eight (T-3rd) - Columbia, OH

- UCM 65, Belmont Abbey 42
- Lubbock Christian 63, UCM 61

2021-22 MIAA Tournament (T-5th)

- Missouri Western 69, UCM 55

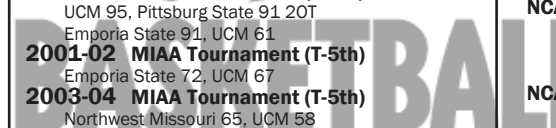
2022-23 MIAA Tournament (2nd)


- UCM 82, Central Oklahoma 60
- UCM 66, Fort Hays State 64 (OT)

- Missouri Southern 78, UCM 63

NCAA-II Central Region (T-5th) - Duluth, Minn.

- Minnesota State 83, UCM 81





The 2017-18 Jennies won their second NCAA Division II National Championship in program history. They went 18-1 in the MIAA to win the regular season championship, and went on the road and won six games in Sioux Falls to claim the title. The Jennies defeated Augustana on their home court 81-42 to win their first regional championship under coach Dave Slifer. In the Elite Eight, the Jennies defeated No. 3 seed Lubbock Christian 72-62, No. 7 seed Union 70-57 and No. 1 seed and defending champions Ashland 66-52, snapping the Eagles NCAA Division II record 73 game winning streak. Paige Redmond was named the Elite Eight Most Valuable Player and Kelsey Williams made the All-Tournament Team.

