


UNIVERSITY OF CENTRAL MISSOURI

2010 FOOTBALL MEDIA GUIDE



ERIC CZERNIEWSKI



DeMARCO COSBY



P.J. SOUTH



CODY SCRIBNER



NEW HEAD COACH
JIM SVOBODA



General Information

Area Code & Prefix - 660-543-xxxx

Name of School University of Central Missouri
City/Zip Warrensburg, MO 64093
Founded 1871
Enrollment 11,000
Nicknames Mules & Jennies
School Colors Cardinal & Black
Affiliation NCAA Division II
Conference Mid-America Intercollegiate Athletics Association
President Dr. Chuck Ambrose
Athletics Director Jerry Hughes 4250
Athletic Department Phone / Fax 4250 / 8034
Faculty Representative Dr. Paul Engelmann - 4788
Associate AD/Internal Operations Kathy Anderson - 4310
Associate AD/External Operations Shawn Jones - 8091
Media Relations Director Rob McCutcheon - 4312
Athletics Office Secretary Rhonda Crews - 4250
Ticket Office TBA - 4063
Head Trainer TBA - 580-0035
Promotions/Web Design Bob Jackson - 8194

Head Coaches and Full-Time Assistants

Baseball

Head Coach Tom Myers 4800
Assistant Matt Murray 8307

Men's Basketball

Head Coach Kim Anderson 4251
Assistants Brad Loos (4249), Brian Lohrey (4757)

Women's Basketball

Head Coach Dave Slifer 4253
Assistant Josh Keister 4269

Cross Country

Head Coach Kirk Pedersen 8309

Football

Head Coach Jim Svoboda 4252
Assistants Hank McClung (4199), Josh Lamberson (4216)
..... Chuck Clemens (8021), Matt Jeter (4697), Jack Curtis (4486) Sean Edinger (4485)

Men's Golf

Head Coach Tim Poe 4182

Women's Soccer

Head Coach Lewis Theobald 4187

Softball

Head Coach Susan Anderson 4139
Assistant Ashley Olerich 4679

Track & Field

Co-Head Coaches Kirk Pedersen 8309 /Kip Janvrin 4254

Volleyball

Head Coach Flip Piontek 4011
Assistant Chrissy Elder 4572

Women's Bowling

Head Coach Ron Holmes 8100

Wrestling

Interim Head Coach Justin Ensign 8511



This is the University of Central Missouri

About the University of Central Missouri.....	2-3
UCM Central Administration.....	4
Athletics Administration & Staff.....	5-8
Central Missouri Athletics Success.....	9
Why the Mules?.....	10
Welcome to Warrensburg, Missouri.....	11
Football Stadium and Gear.....	12-13
Central Missouri Media Outlets.....	14
Mules Football in the Media.....	15



2010 UCM Mules Football

Head Coach Jim Svoboda.....	16-17
Assistant Coaches.....	18-21
2010 Mules Preview.....	22-25
Pre-season Depth Chart.....	26
Meet the Mules.....	27-50
Mules Numerical Roster.....	51
Mules Pronunciation Guide.....	51
Mules Strength and Conditioning.....	52



2009 in Review

2009 In Review.....	53
Team and Individual Statistics.....	54-55
Game-by-Game Statistics.....	56-57
Highs & Lows.....	58-59
Game Summaries & Box Scores.....	60-70



The Opponents

2010 Opponents.....	71-75
Mules Records vs. 2010 Opponents.....	76-77
All-Time Series Records.....	78
All-Time Scores.....	79-85



Mules Football History

Individual Records.....	86-88
All-Time Individual Leaders.....	89-94
Team Records.....	95-96
All-Time Team Leaders.....	97-99
Annual Statistical Leaders.....	99-102
Mules Football -- In the Beginning.....	103-108
All-Time Roster.....	103-109
All-Time Award Winners.....	109-112
Mules in the Pros.....	113-114
Mules in the Postseason.....	115-116
UCM's MIAA Championship Teams.....	117



The MIAA & The NCAA

The History of the MIAA.....	118
2009 MIAA Standings & All-MIAA Team.....	119
2009 MIAA Statistics.....	120-121
MIAA Football Individual Records.....	122-123
MIAA Football Team Records.....	123-124
MIAA All-Time Leaders.....	125-126
MIAA Standings, 1989-2009.....	127
2010 MIAA Composite Schedule.....	128

2010 Mules Schedule

August

28 at Southwest Baptist - Bolivar, Mo.. 6:00 p.m.

September

2 at Illinois State - Normal, Ill..... 6:30 p.m.

11 Emporia State *..... 1:30 p.m.

18 at Pittsburg State * -Pittsburg, Kan. 4:00 p.m.

25 Washburn *..... 1:30 p.m.

October

2 at Truman State * -Kirksville, Mo. . 6:30 p.m.

9 at Fort Hays State * -Hays, Kan. . . . 7:00 p.m.

16 Missouri Western *..... 1:30 p.m.

23 Nebraska-Omaha *(Homecoming)1:30 p.m.

30 at Missouri Southern * -Joplin. . . . 2:00 p.m.

November

6 Northwest Missouri *..... 1:30 p.m.

* - MIAA Game Home games in **Bold**

Mules on the Airwaves

The University of Central Missouri Mules can be heard on KOKO 1450 AM / 98.5 The BAR., and on KTBG 90.9 The Bridge. Games can also be heard online at www.warrensburgradio.com.

The Mules' pregame show with host Shawn Jones begins 80 minutes prior to kickoff. Jones will provide play-by-play, with Bob Jackson bringing the color and Greg Hassler from the sidelines. James Sales will bring the color commentary for home games.

Mules & Jennies on the Internet

Media members and fans can access information about the Mules and Jennies around the clock, as information about Central Missouri Athletics, the MIAA, and NCAA Division II is available via the Internet. To access information, go to www.ucmo.edu/athletics.

UCM football, basketball, and select baseball game broadcasts may also be heard on the Internet by going to the link on the UCM Athletic Web Page or to warrensburgradio.com.

Central Missouri Athletic web pages are maintained by the UCM Athletic Department, Bob Jackson web manager.

Fans can also receive updates via their cell phone by signing up for textcaster on the UCM athletic website.

Credits

The 2010 Mules Football Media Guide is a publication of the University of Central Missouri Athletics Media Relations Office, Rob McCutcheon, director. Editorial assistance provided by Shawn Jones and the football coaching staff. Action photos courtesy of UCM Photo Services and Dave Kopp--The Studio. Cover design by UCM University Relations, Gail Greble.

Printed by MultiAd Print Solutions, Peoria, Ill. Special thanks to the Central Missouri Office of University Relations for providing the information on the University and administration.

For media credentials contact the UCM Athletics Media Relations Office at 660-543-4312.

The University of Central Missouri has provided quality postsecondary education to the state and nation for nearly 139 years. UCM was founded in 1871 as a regional normal school for teacher preparation and has grown into a comprehensive university that offers more than 150 areas of study.

More important than numbers, however, is the high quality of its regionally, nationally and internationally known programs. UCM is Missouri's lead institution in professional applied sciences and technology.

Just take a look at why Central Missouri is right for you.

The Right Size

Central Missouri is a state leader in discipline-specific accreditations. The university's quality programs, small class sizes, opportunities for hands-on experience right from the beginning, and personalized attention from a dedicated faculty are all UCM hallmarks. In addition, nearly 11,000 students from all over the state, nation and world help to make the university's learning environment positive and friendly.

The Right Place

The University of Central Missouri is located in Warrensburg, a friendly community of 18,000 people near the intersection of U.S. Highway 50 and Missouri Route 13.

Warrensburg is only 35 miles from suburban Kansas City, with its many cultural offerings, entertainment options and professional sports franchises. Other recreational opportunities include the beautiful Lake of the Ozarks 90 minutes to the southeast.

The Right Price

Central Missouri's Office of Student Financial Services disburses nearly \$90 million annually in federal, state, institutional, and private assistance. More than 75 percent of the students who enroll at UCM receive some form of financial assistance, making an already reasonably priced Central Missouri education even more affordable.

The Right Time

Because of Central Missouri's outstanding reputation, hundreds of leading businesses, industries, schools and government agencies actively recruit its graduates each year.

UCM currently has a 93 percent job placement rate of graduates within six months of graduation.

Central Missouri is dedicated to training Missouri's workforce and emphasizes programs that are critical to Missouri's future.

The university also works with business and industry to retrain and continually educate people who are already in the job market.



The Right "Stuff"

Central Missouri's 1,500-acre campus includes the 300-acre Pertle Springs biological research area and recreational park with the 18-hole Keth Memorial Golf Course; Max B. Swisher Skyhaven Airport; Missouri Safety Center; 100,000-watt public broadcasting stations KMOS-TV and KTBG-FM; Prussing Research Farm; South Recreation Complex; and the main campus with its instructional buildings, 19 residence halls, Audrey J. Walton Stadium at Vernon Kennedy Field, Elliott Union, James R. Crane Stadium at Robert N. Tompkins Field, and UCM Multipurpose Building.

As a well-known cultural center, UCM provides abundant opportunities to attend events and exhibitions of the fine and performing arts.

The Right Programs

Central Missouri is accredited by the North Central Association of Colleges and Schools. All of its teacher education programs are dually accredited by the National Council for Accreditation of Teacher Education and the Missouri Department of Elementary and Secondary Education.

All undergraduate and graduate business administration degree programs in Central Missouri's Adrian and Margaret Harmon College of Business Administration have earned the prestigious accreditation of the Association to Advance Collegiate Schools of Business-International.

In addition, programs that include art, athletic training, aviation, chemistry, drafting technology, education, industrial hygiene, manufacturing and construction, music, nursing, occupational safety, social work, and speech pathology and audiology are all nationally accredited.



For more information about why the University of Central Missouri is the right fit, or for more detailed information about programs or admission to

Central Missouri, call the Office of Admissions at

1-877-SAY-UCMO

or visit Central Missouri's web site at

www.ucmo.edu



Undergraduate Programs

Harmon College of Business Administration

Accounting
Business Communication
Computer Information Systems
Economics
Finance
Legal Studies
Management
Marketing

College of Education

Career and Technology Education
Elementary and Early Childhood Education
Educational Foundations and Literacy
Educational Leadership and Human Development

College of Health and Human Services

Communication Disorders
Criminal Justice
Health and Human Performance
Nursing
Safety Sciences
Sociology
Social Work

College of Arts, Humanities, and Social Sciences

Anthropology
Art
Communication
Design
English
Geography
History
Modern Languages
Music
Philosophy
Political Science
Psychology
Theatre

College of Science and Technology

Agriculture
Air Force ROTC and Army ROTC
Aviation
Biology
Chemistry
Computer Science
Earth Science
Mathematics
Military Science and Leadership
Physics

School of Technology

- Automotive Power
- Computer-Aided Drafting and Design Technology
- Construction Management
- Electronics Technology
- Engineering Technology
- Fashion and Apparel Merchandising
- Graphic Arts Technology Management
- Industrial Technology
- Photography

Graduate Programs

Master of Arts

Accountancy
Communication/Speech Communication
English
Environmental Studies
History
Music
Sociology
Teaching English as a Second Language
Theatre

Master of Arts in Teaching

Middle School Education
Secondary Education

Master of Business Administration

Accounting, Finance, Information Systems and Marketing Concentrations

Master of Science

Aviation Safety
Biology
Counseling
Criminal Justice
Educational Technology
Industrial Hygiene
Industrial Management
Industrial Technology
Information Technology
Library Science and Information Systems
Mathematics
Occupational Safety Management
Physical Education/Exercise and Sport Science
Psychology
Rural Family Nursing
Social Gerontology
Speech-Language Pathology and Audiology
Student Personnel Administration
Technology and Occupational Education

Master of Science in Education

Elementary Education
Literacy Education
K-12 Special Education
Secondary School Administration
K-12 Secondary Education
Secondary Education

Education Specialist and Cooperative Doctorates

Education Specialist/Curriculum and Instruction
Education Specialist/Human Services
Doctor of Education
Doctor of Philosophy

Dr. Charles Ambrose University President

Following a nationwide search, Charles Ambrose was named the 15th president of the University of Central Missouri on April 30, 2010, with duties to begin Aug. 1.

Ambrose became the eighth president of Pfeiffer University in Misenheimer, N.C. at age 36, and served at that institution for 12 years. Pfeiffer is a private comprehensive university affiliated with the United Methodist Church, and has three permanent locations across central North Carolina. The university offers educational experiences with a strategic vision known as The Pfeiffer Initiative that emphasizes service and leadership. Under Ambrose's leadership, this initiative yielded outcomes that include an increase in enrollment by more than double, increases in operating revenues by nearly 90 percent, doubling the total level of annual support, enhanced academic profiles of students, and the implementation of service learning programs across the curriculum.

At Pfeiffer, Ambrose's vision and heart for service prompted the development of The Francis Center for Servant Leadership, which was established in 1999 to coordinate most of the university's service and volunteer efforts. Pfeiffer now has more than 100 community service partners, logs more than 30,000 service hours annually, and received numerous state and national awards for its service efforts during his tenure. This includes the U.S. Presidential Honor Roll for Service Award four consecutive years.

Ambrose and his wife, Kristen, teamed with members of the Misenheimer community to establish Gray Stone Day School, a top-performing public charter high school for approximately 300 students housed on the university's Misenheimer campus since 2002. In spring 2010, school officials broke ground on the construction of a \$7.2 million permanent facility on Pfeiffer's campus.

Prior to Pfeiffer, Ambrose served four years as vice president for advancement at Carson-Newman College, a private liberal arts college in Jefferson City, Tenn., affiliated with the Tennessee Baptist Convention. Before assuming the position in Tennessee, Ambrose was assistant to the chancellor for university advancement at Western Carolina University, where he also served as a special assistant to the chancellor and an assistant professor in the School of Education and Psychology.

At the national level, Ambrose has served as executive assistant to the president for the American Association of State Colleges and Universities in Washington, D.C., where his responsibilities included the interpretation of national public policy issues related to state colleges and universities. He also served as staff liaison to AASCU's Committee on Policies and Purposes, a group composed of 20 college presidents.

Active in many scholarly and professional activities, Ambrose has contributed to the development of many new academic programs and initiatives as a college president, has published numerous articles in journals about issues such as academic freedom, and made presentations for groups such as the Council for Advancement and Support of Education. He also chaired the National Collegiate Athletic Association Division II President's Council and served on the NCAA's executive committee.

Ambrose earned a Doctor of Education in Higher Education Administration at the University of Georgia, a Master of Arts in Higher Education Administration at the University of Louisville and a Bachelor of Arts in Sociology degree from Furman University. UGA recognized Ambrose, last year, as one of its graduate alumni who has made a significant contribution to his community and society, and Furman presented him the Distinguished Alumni Award in 2006.

Ambrose and his wife, Kristen, a former golf professional, are active in the community they serve. They are the parents of two children, Charlie and Kathryn.



Board of Governors



Walt Hicklin
Board President
Gravois Mills



Weldon Brady
Board Vice President
Warrensburg



Mary Dandurand
Board Secretary
Warrensburg



Ed Baker
Governor
Columbia



Mary Long
Governor
Kansas City



Richard Phillips
Governor
Lake Tapawingo



Marvin Wright
Governor
Columbia



Ryan Sanders
Student Governor
O'Fallon

~ University Vice Presidents ~



Richard Morrell
Vice President for
Student Affairs



George Wilson
Provost and Vice
President for Academic
Affairs



Betty Roberts
Vice President for
Administration and
Finance



Jerry Hughes Athletics Director

Under the leadership of Jerry Hughes, UCM's athletics program has enjoyed unprecedented success, highlighted by the dual NCAA basketball championships in 1984 by the Mules and Jennies, the 1994 and 2003 NCAA baseball championships, and the 2003 women's Intercollegiate Bowling Association national title. In 2005, Hughes was inducted into the Missouri Sports Hall of Fame.

Going into the 2010 fall semester, the Mules and Jennies had won 122 Mid-America Intercollegiate Athletics Association championships, five national championships, had 37 other top four NCAA finishes, and made more than 215 NCAA post-season appearances during Hughes' tenure. The Central Missouri athletic program also won the Mid-America Intercollegiate Athletics Association All-Sports Trophy each year from 1998-99 (the year of the award's inception) until the award was discontinued in 2002-03. In 2008-09 and 2009-10, UCM finished third in the NACDA Director's Cup, the best in UCM and MIAA history.

Hughes was named Central Region Athletics Director of the Year for 2001-2002 as selected by the National Association of Collegiate Directors of Athletics (NACDA). That honor made him the first repeat winner - at any NCAA level--in the history of the Athletics Director of the Year program after earning the same honor in the program's inaugural year, 1998-99.

The 60-year-old Hughes has been Central Missouri's athletics director since Jan. 25, 1983. Prior to that, Hughes had served as associate athletics director since July of 1981. In 1991-92, he served as the Mules' interim head basketball coach and guided the team to a 15-13 record.

Hughes has been a Division II member of the NCAA Executive Committee and chairman of the Division II Championships Committee. He also served a term as NCAA Vice President for Division II and has been a member of the NCAA Council, making him the only person to twice hold the highest-ranking office available to athletics administrators in NCAA Division II. Other NCAA committees on which he has served are the Membership Structure Committee, Administrative Committee, and Post-Season Football Subcommittee. He has chaired the NCAA Division II Management Council and Membership Growth Project Team and been a member of the NCAA Budget and Finance Committee and NCAA Administrative Review Panel, as well as the NACDA Sears Directors Cup Committee.

He has spearheaded fund-raising efforts for major renovations of the Central Missouri football and baseball stadiums, as well as the development of UCM's South Recreation Complex and Keth Memorial Golf Course Clubhouse. He is the founder of the Las Vegas High Desert Classic, a highly regarded NCAA Division II basketball tournament held each December for the past 17 years in Las Vegas, Nev.

In addition to his service at Central Missouri, Hughes has served as Regional Director of the Show Me State Games, and on the Governor's Council on Physical Fitness and Health.

Hughes has been at Central Missouri since October 1979, when he took a position as business placement director. The following year he became director of student recruitment. In 1981, Hughes was chosen for the new position of associate athletics director.



Central Missouri Athletic Director Jerry Hughes, left, here receiving his plaque from Jerald Andrews, chairman of the Missouri Sports Hall of Fame Board, was inducted into the Missouri Sports Hall of Fame in the spring of 2005.



University of Central Missouri Athletics Director Jerry Hughes and his wife, Vici.

A native of Versailles, Mo., Hughes received his bachelor's degree in physical education in 1971 from Central Missouri, with a minor in safety education. He was a three-year letterman on the Mules' golf team, receiving All-MIAA honors in 1971. He also obtained a master's degree in secondary school administration, which he received in 1979 from Central Missouri. Following his graduation in 1971, Hughes spent a year of active duty in the Army National Guard.

In 1972, he returned to his hometown and took a position as physical education instructor, head golf coach and assistant basketball coach at Morgan County R-2 High School. From 1977-79, he served as the school's athletics director and assistant principal.

He and his wife, Vici, have four children - Greg, Chad, Parker, and Ashley. They have six grandchildren - Tanner and Rylie from Greg and his wife Catrina; Fallon, Kaiser, and Logan from Chad and his wife Jennafer; and Sofija from Ashley and her husband Matt Ruzich. Vici works for UCM as Director of Presidential and University Events.

Central Missouri's Athletic Directors

Joe Ferguson	1899-1907
Guy Lowman	1907-1908
A.A. Mason	1908-1909
Frank Winters	1909-1912
Forrest C. (Phog) Allen	1912-1919
Bill Greim	1919-1923
Theodore (Tad) C. Reid	1923-1938
Carl Voltmer	1938-1945
Tate Page	1945-1952
Leroy Harper	1952-1957
Glenn Gerdes	1957-1962
Carmen Ness	1962-1964
Dr. Hal Yinger	1964-1966
Dr. Floyd Walker	1966-1980
Dr. Roger Denker	1980-1981
Al Molde	1981-1983
Jerry Hughes	1983-Present



Kathy Anderson **Associate Athletics Director** **for Internal Operations**

Phone: 660-543-4310

Email: klanderson@ucmo.edu

It could be said Kathy Anderson's athletic life has come full circle. She was an All-America student-athlete at the University of Central Missouri, she's had her number 32 retired in Jennies basketball, and is a member of the UCM Athletic Hall of Fame.

Now Anderson helps UCM student-athletes achieve their own goals, as she begins her sixth year at her alma mater as Associate Athletic Director for Internal Operations and Senior Woman Administrator.

Anderson had served previously as Assistant Athletic Director for Compliance and Student Services at Northwest Missouri State University.

Prior to assuming her role at Northwest, Anderson served a brief stint as admission and eligibility coordinator at the University of Washington. She added those duties in the summer of 2002 to her responsibilities as operations coordinator for men's basketball for the Huskies. In addition, Anderson was assistant basketball coach in 2000 for the Seattle Storm and in 1998 for the Phoenix Mercury of the WNBA.

Her coaching career began in 1980, when she was hired as assistant women's basketball coach at California State-Fullerton. She served there from 1980-85 before moving on to the University of Washington as assistant basketball coach from 1985-96, and as assistant director of basketball operations from 1996-98.

Anderson received a bachelor's degree from UCM in 1980, graduating cum laude in physical education and mathematics.

While wearing the Cardinal & Black, she lettered four years in basketball, three years in softball, and once in track & field. In 1979-80 she was named second-team Academic All-American, and in 1980 she was honored as UCM Outstanding Senior Female Student-Athlete and Outstanding Senior in Physical Education. With the Jennies belonging to the Association of Intercollegiate Athletics for Women (AIAW) and playing today what would be considered a Division I schedule, she helped lead the Jennies to an 82-31 record. She also was named to the Jennies Basketball All-Decade Team for 1970-80 and the Jennies Basketball Silver Anniversary Team for 1970-95.

Perhaps her most outstanding accomplishment was being a member of the USA Women's National Basketball program for the three years leading to the 1980 Olympics which the USA boycotted. In 1977, Anderson served as captain of the USA Women's Junior Basketball team to Taiwan. In 1978 and 1979, she was a member of the USA Women's Senior Basketball teams that traveled to China, Hong Kong, South Korea, Japan and Russia. In 1979, Anderson also was selected as an alternate to the Pan-American Games USA team.

During the summer of 2010, Anderson was inducted into the inaugural MIAA Hall of Fame class for her outstanding accomplishments at UCM.

Anderson has also served as past chair for the Division II softball committee and Chair of the Institutional Representatives for the MIAA. She is currently a member of the NCAA Division II women's basketball committee.

Anderson earned a master's degree in sports administration from Seattle Pacific University in 2000.



Shawn Jones **Associate Athletics Director** **for External Operations**

Phone: 660-543-8091

Email: sjones@ucmo.edu

Shawn Jones is in his 11th year with UCM athletics, and was elevated to Associate Athletic Director for External Operations in 2005 after serving the previous three years as the Assistant A.D. for Marketing and Broadcasting. He was originally hired by his alma mater

in 2000 as Manager of Athletic Marketing/Broadcasting.

Jones is responsible for overseeing athletic marketing, promotions, media relations, special events and broadcasting. As the "Voice of UCM Athletics," he serves as the lead play-by-play announcer for Central Missouri Athletics on radio, and as the host and coordinating producer of UCM's weekly one-hour television show, "Central Missouri Sportspage". He also coordinates Mule Train events for the department,

emcees special events and assists in football scheduling, in addition to other administrative duties. During his time at UCM, Jones has served on the committees that have brought six current head coaches and two full-time staff members to campus.

Under his watch, "Sportspage" has grown from a weekly 30 minute television show on UCM athletics to a Bronze Telly Award winning one-hour program that airs on KMOS-

TV Sedalia/Warrensburg. The Central Missouri Sports Radio Network has also expanded to include 1450 KOKO, KWKJ 98.5 FM, KTBG 90.9 FM and www.warrensburgradio.com. Jones hosts and produces all coaches shows and radio broadcasts, and serves as the co-host of a weekly sports talk show related to UCM Sports on 1450 KOKO "Central Missouri Sports Talk."

A member of the National Association of Collegiate Marketing Directors, Jones oversees UCM's highly successful corporate sponsor program and has played a major role in the success of UCM's biggest fundraising event, the "Celebrating Central Missouri Athletic Auction." That event has grown from a \$25,000 fundraiser for UCM athletics to a \$200,000 fundraiser. His efforts in promotions have been recognized by the NCAA News and many UCM athletic promotions have been featured as "Ideas that Work" by the NCAA Division II Community Engagement Initiative.

Jones is in his third year as a member of the NCAA Division II Football Committee and currently serves as National Chair, making the 35-year old one of the youngest chairs in NCAA Division II football history. He is the only member of the committee that is not a Head Football Coach or Athletic Director. In addition to his duties as National Chair, he serves as co-chair of Super Regional Four (MIAA, LSC, GNAC, and Independents). In January of 2009, Jones served as a featured panelist at the NCAA Convention in Washington, D.C., speaking on the topic of "Building Relationships and Telling Stories: Engaging the Local Media". In January of 2010, in Atlanta, Georgia, Jones once again served as a panelist at the NCAA Convention, speaking on the topic of "Fans: How to Find and Keep Them".

Prior to his time at UCM, Jones worked for ESPN Regional in the University of Kansas Athletics Department. He served on the broadcast team for Jayhawk Baseball with the legendary Tom Hedrick and as the host of the "Marian Washington Show" on KLWN radio in Lawrence.

As an Account Executive for ESPN Regional, he sold sponsorships for KU Athletics on the Jayhawk Radio and Television Networks. Jones also provided radio play-by-play for UMKC women's basketball during the 1999 season.

In 1998, Jones was Business Development Manager for the Golf Course Superintendents Association of America, where he created new revenue streams for the 20,000 member organization.

A native of Moberly, Mo., Jones received his bachelor's degree in Organizational Communication from UCM in 1997. While a student, Jones worked at KOKO Radio in Warrensburg as assistant sports director covering Warrensburg High School and UCM sports. He also worked as a student assistant in the sports information office.

He and his wife, Melissa, live in Warrensburg. Melissa, who holds an MBA from Central Missouri, is the Technology Development Manager in Information Services at UCM. They are the proud parents of a five-year old girl, Lauren, and a 1-year old son, Hayden.



Shawn, Hayden, Melissa and Lauren Jones



Rob McCutcheon **Media Relations Director**

Phone: 660-543-4312

Email: rmccutcheon@ucmo.edu

Rob McCutcheon is in his seventh year with the University of Central Missouri athletic department and his sixth as the Media Relations Director.

He is in charge of all publications (media guides, game day programs, camp/fundraising brochures, etc.), press releases, and public address scripts, as well as the statistics and staffing of all home athletic events.

Interview and media credential requests also go through McCutcheon.

He graduated from Missouri Southern State University in 2004 with a bachelor's degree in mass communications, and started toward his master's degree in sports administration at UCM.

In January of 2006, McCutcheon was named to his current position after serving as the graduate assistant for media relations and marketing the previous year and a half.

At Missouri Southern, he was a student assistant in the sports information office from 2000-01 before becoming the intern from 2002-04.

During his stint at MSSU, McCutcheon worked as the media relations director for the USA Baseball Tournament of Stars in June of 2003 where he helped coaches in the selection of the Junior National Team. He has also worked with Showtime Boxing and as a statistician for the NBA on a contract basis.

At 29, he has already written and edited several award winning publications including the top baseball media guide in the nation in 2006. He also earned the Grant Burger South Central Region SID of the year by the AVCA for his work with the sport of volleyball twice.

The Tulsa, Okla. native, now in his 11th year in the MIAA, also played collegiate soccer for four years (1999-02) at Missouri Southern.



Bob Jackson **Promotions Coordinator/ Web Manager**

Phone: 660-543-8194

Email: jackson@ucmo.edu

Bob Jackson has been employed at the University of Central Missouri since 1999, but has been involved with the University's athletic department since September of 1981.

Jackson currently serves as the Mules and Jennies Promotions Coordinator and Web Manager. He is also part of the broadcast team on the Central Missouri Sports Radio Network.

In addition, Jackson coordinates the advertising sales for UCM's football and basketball game programs.

He came to Warrensburg in 1981 to serve as sports director at KOKO Radio. There he was the play-by-play voice of Mules football, basketball, and baseball and for Jennies basketball, a position he filled until joining the staff at UCM in 1999.

Prior to assuming his role at KOKO, Jackson was sports director at KWOS Radio in Jefferson City from 1976-81, where he provided play-by-play for Lincoln University football and basketball.

Jackson's wife, Sherri, is employed with the Warrensburg School District. They have two daughters, Cassie (20) and Jamie (16). Cassie will be a junior at Central Missouri this year majoring in corporate communications with a minor in public relations while Jamie is a junior at Warrensburg High School.



The Jacksons: Cassie, Sherri, Bob, and Jamie.



Jenn Huseman **Assistant Athletic Trainer**

Phone: 660-580-0054

Email: huseman@ucmo.edu

In her third year in a full-time capacity with the University of Central Missouri athletic training staff is Jenn Huseman. She was hired in August of 2008, but this is not her first time spent at UCM.

Huseman served as a graduate assistant for Central Missouri from 1997-99 and also had a brief teaching

stint there in the fall of 2006.

From 1999-2006, she served as the certified athletic trainer at Sedalia Smith-Cotton High School and worked at Bothwell Regional Health Center, providing out-patient rehabilitative services. Huseman has also spent time as a clinical instructor at both Central Methodist University and Missouri Valley.

Most recently, she lived with her husband, Benjamin, in Korea for a year and a half while he was stationed there with the United States Air Force. While there she served as a housing assistance clerk at Osan Air Base.

She received her bachelor's degree in 1996 and her master's in 1998 from Central Missouri. The Belton, Mo. native is certified ATC and LAT.



Crystal Meeks **Assistant Athletic Trainer**

Phone: 660-580-0134

Email: cmeeks@ucmo.edu

Crystal Meeks came to the University of Central Missouri in January of 2008 from St. Joseph's College in Rensselaer, Indiana. She also worked for Jasper County Hospital and Rensselaer Central High School while there.

Prior to her time there, Meeks was at the University of Arkansas where she earned her masters degree in kinesiology. She worked with the football, men's basketball, track and field, and gymnastics programs while also helping at Bentonville High School. She has also been involved in several post-season events, including the SEC Men's Basketball Tournament and the SEC and NCAA Track and Field Championships.

Meeks earned her bachelor's degree in exercise science from Ball State (Ind.) University in July of 2004. She also ran cross country and competed for the Cardinals track and field squad from 2000-04.

After college, she also served as an EKG technician at Washington Regional hospital in Indiana.

The Demotte, Ind. native is a BOC Certified Athletic Trainer.

Other UCM Coaches & Support Staff



Rhonda Crews
Athletics Secretary



Karen Hibdon
Multipurpose Building
Manager



Paul Engelmann
Faculty Athletic
Representative



John Hicklin
Athletics Academic
Coordinator



John Culp
Program Development
and Retention Coor.



Jeri Braun
Insurance Secretary



Tara Matney
Multipurpose Building
Secretary



Virdia Stevens
Athletics Accountant



Scott Thomason
Athletics Facilities
Coordinator



Kim Anderson
Head Men's Basketball
Coach



Brad Loos
Associate Men's
Basketball Coach



Brian Lohrey
Assistant Men's
Basketball Coach



Chris Brigham
Media Relations /
Marketing G.A.



Paula Rober
Media Relations /
Marketing G.A.



Justin Ensign
Interim Head Wrestling
Coach



Tim Poe
Head Golf Coach



Dave Slifer
Head Women's
Basketball Coach



Josh Keister
Assistant Women's
Basketball Coach



Kirk Pedersen
Head X-Country / Co-
Head Track and Field



Kip Janvrin
Co-Head Track and
Field Coach



Susan Anderson
Head Softball Coach



Phil 'Flip' Piontek
Head Volleyball Coach



Chrissy Elder
Assistant Volleyball
Coach



Tom Myers
Head Baseball Coach



Matt Murray
Assistant Baseball
Coach



Lewis Theobald
Head Soccer Coach



Ron Holmes
Head Bowling Coach

176 MIAA Titles, 7 National Titles

The University of Central Missouri has a long and rich history of excellence in athletics, both on the field of play and in the classroom.

Outstanding teams, combined with some of the finest facilities in Division II athletics give UCM's students, faculty and staff one more aspect of college life to enjoy with pride.

Always a contender for conference titles, Central Missouri belongs to the 12-member Mid-America Intercollegiate Athletics Association, which is recognized nationwide as one of the strongest conferences in all of NCAA Division II.

Since 1983, the tenure of Athletic Director Jerry Hughes, UCM has won or shared 122 MIAA championships, more than any other league school. All-time, the Mules have taken home 124 titles, while the Jennies are at 52.

Central Missouri has won five national championships since 1980 (men's and women's basketball in 1984--the first school in NCAA history to win both titles in the same season--baseball in 1994 and 2003, and women's bowling in 2003), and seven overall.

The Jennies volleyball team has been to the NCAA Tournament every season for the past 27 years, and the Mules have won 14 MIAA Indoor Track & Field titles in the last 16 years, and nine of the last 10 MIAA Outdoor Track & Field crowns. The Mules baseball squad has also made 17 consecutive NCAA Tournament appearances, including 12 Division II World Series berths in that span.


Six UCM teams finished in the top five in the nation via ranking or place in 2009-10: Mules golf was the national runner-up, men's outdoor track and field took third, indoor track was fourth, baseball finished ranked fourth, volleyball ended the season ranked fifth, and bowling also tallied a fifth place final national ranking. Mules basketball finished the season ranked No. 7 in the final poll as well.

Individually, UCM had 37 different All-American seasons and performances. They also took home two individual national championships in track and field, both by Darius Walker in the heptathlon (indoors) and decathlon (outdoors). Caitlin Pankratz of volleyball and Cory Bloodgood of wrestling each earned prestigious NCAA Post-Graduate Scholarships, while Bloodgood earned the NCAA Elite 88 Award for the top GPA at the Wrestling Championships.

Many schools brag of an overall grade point average between 2.5 and 2.9 for their 300 or so student-athletes. For the past 10 years, though, UCM's more than 500 student-athletes have enjoyed an overall GPA of at least 3.00.

2009-10 Athletic Highlights

- Overall GPA above 3.00 for the 10th consecutive year for our 500+ student-athletes.
- Six MIAA Championships
 - Jennies Volleyball
 - Mules Basketball
 - Mules Indoor Track and Field
 - Mules Outdoor Track and Field
 - Mules Golf
 - Mules Baseball
- Two MIAA Tournament Championships
 - Mules Baseball
 - Mules Golf
- 13 NCAA Postseason appearances out of 16 sports.
- Top four MIAA finishes in 13 of 14 conference sponsored sports.
- Finished 3rd overall in the NACDA Directors Cup standings for the second year in a row (a competition for best overall athletic program in the nation). Matched last year for best finish ever by an MIAA school.
- Seven Coach of the Year awards.
- Two Individual National Championships.
- 37 Individual All-American seasons and performances.
- Hosted two NCAA Regionals as No. 1 seed.



The 2009-10 Trophies



Take a Mule Refresher and Learn What's So Special about Missouri's State Animal


Often called mankind's most successful hybrid, mules are the offspring of crossing a male donkey or jack with a female horse or mare. Since they can't reproduce, mules have been bred one generation at a time for more than 3,000 years.

A strong, resourceful beast of burden, the mule can outwork, outpull, outlive and outsmart a horse of similar size and type.

In 1995, the mule became Missouri's official state animal, but the long-eared creatures have been known as "Missouri Mules" long before then.

The term, "Missouri Mules," was used casually until it became famous at the historic 1904 St. Louis World's Fair. At that exposition a six-mule hitch belonging to W. A. Elgin of Platte County swept all competition, and a mule from a Morgan County farm received the \$10,000 Mayor's Award.

Newspaper accounts of this show-ring prowess brought worldwide attention to the state's mule breeders and helped assure that the largest and finest animals would be known as "Missouri Mules."



Central Missouri's Mancow is the only live mascot in the Mid-America Intercollegiate Athletics Association.

Many people assume that the relationship of mules and jennies is the same as that of siblings, but jennies are female donkeys. So, the relationship of mules and jennies is really the same as nephew/niece and aunt. Jenny is a common name but technically a female donkey is a jennet.

Popular with farmers and settlers because of its hardy nature, Missouri Mules pulled pioneer wagons to the Wild West and played a crucial role in moving troops, artillery and supplies in several wars. In fact, many of the mules used in World War I were shipped by train from Warrensburg.

The mule's affiliation with Central Missouri dates back to the early 1920s. When the 1921-22 school year began, school officials decided "Normals" and "Teachers" were no longer appropriate nicknames for UCM's athletic teams. Therefore, the school's Athletic Committee established a contest that promised the winner a three-year postgraduate subscription of the school newspaper. More than 80 suggestions were received, but the winning entry was submitted by John Thomason of Chilhowee, class of 1924, who felt at least one Missouri team should be known as "Mules."

Central Missouri's fifth mascot - Mancow - is the university's first real Missouri mule. The line-back brown mule comes from Paradise Mules in Belle, Mo. It took several months for farm manager Dave Ewing to find the perfect mule. He was determined to acquire the right mule trained to remain calm around big crowds and loud noises - that game cannon gets loud!

Mancow the Mule is the second UCM mule to be tall (14.1 hands), a result of her thoroughbred heritage. The university's first three mules were Shetland Pony breeds. She's the second mule to be presented to the university as a gift.

Erich "Mancow" Muller, '88, made a gift to purchase the new mascot. Abbedale, her immediate predecessor, was donated to the university by 1938 alumnus and well-known mule producer, Sam Smiser from Newhall, Calif. The 10-year-old mare mule represented the university at home football games and other events. UCM agriculture students care for her at Prussing Farm, a few miles east of Warrensburg on Division Road.

Following her first appearance at the 2004 Missouri State Fair, Mancow saw her first game action, as Central Missouri hosted MIAA-rival Northwest Missouri State on Sept. 11.



Mule #1 - Gizmo, after World War II.



Mule #2 - Little Mo in the 1950s.



Mule #3 - Roscoe in the 1960s.



Mule #4 - Abbedale in the early 1980s.



Mule #5 - Mancow in 2004.

Top 10 Reasons to Admire a Mule

10. Affectionate and loving as a dog
9. Can carry heavy loads, up to 300 pounds
8. Rarely miss when they aim to kick something
7. Jump amazing heights from a stand-still start (go watch a mule jump at a county fair - it's amazing!)
6. Have a laid-back style and won't be rushed
5. Valued so highly, once bought sight unseen
4. Inspire attitudes - cum mula peperit (when a mule foals), similar to once in a blue moon
3. Knows when to quit (hence its reputation for stubbornness)
2. Intelligent and not afraid of working
1. Because it became our mascot in 1922, over the skunk, bobcat and hippopotamus!


Welcome to Warrensburg, Missouri - 11

Warrensburg, Missouri is a friendly community of 18,000 people near the intersection of U.S. Highway 50 and Missouri Route 13. It is located just 35 miles southeast of suburban Kansas City, with its many cultural offerings, entertainment options and professional sports franchises.

The county seat of Johnson County, Warrensburg is just four hours from St. Louis and three hours from Branson, Mo., with easy access by highway, Amtrak, or Greyhound bus. Other recreational opportunities include the beautiful Lake of the Ozarks 90 minutes to the southeast.

Warrensburg is a city that emerged from a frontier gathering place more than 150 years ago. In 1833, a blacksmith from Kentucky named Martin Warren chose a well-traveled spot along an Osage Indian Trail to build a cabin and set up his blacksmith shop. His shop served as an informal gathering place for local farmers. Three years after moving to Missouri, Warren's shop was named the county seat of the newly created County of Johnson. The township was named Warren's Burg in honor of the local blacksmith, and in 1855, the township was incorporated and became the City of Warrensburg. It is that same strong Midwestern work ethic displayed by its founder, and the same friendly atmosphere shown by his neighbors that may be seen in Warrensburg today.

In the late 1800s and early 1900s Warrensburg was considered the Missouri Mule Capital because of the Horse and Mule Barn operated by the Jones Brothers on Railroad Street. Mules from the area won prizes at the State Fair (located just 30 minutes east in Sedalia, Mo.) and at even larger expositions like the one in St. Louis in 1904. The mule barn, known later as Cassinghams and later as True Value Hardware, carried the motto, "Through these portals pass the finest mules on earth."



Warrensburg is home to many historic sites, including "Blind" Boone Park, the historic Johnson County Courthouse, the Missouri Pacific Railroad Depot, and many historical churches.

It is also the site of the Old Drum Memorial Statue, in honor of Old Drum, the hound shot and killed. He was eulogized by George Graham Vest on September 23, 1870:

"The one absolutely unselfish friend that man can have in this selfish world, the one that never deserts him and the one that never proves ungrateful or treacherous is his dog."

Today the city's Department of Parks and Recreation has eight park areas with a total of 326 acres, and a Community Center which offers a wide variety of recreational activities.

Two public golf courses are available in town -- one at the Hidden Pines Country Club, and another at Pertle Springs, operated by the University of Central Missouri.

Other attractions in the area include Powell Gardens, a 1,250+ botanical garden just 12 miles west of Warrensburg on Missouri Highway 50 that contains hiking trails, picnic areas, and seasonal displays; Whiteman Air Force Base in Knob Noster, Mo., home of the B-2 Bomber; Knob Noster State Park; and the Missouri State Fair, held each August in Sedalia, Mo.

Of course, visitors to Warrensburg can also take in the exciting athletic events and various cultural experiences provided at the University of Central Missouri.



Photo courtesy of United States Air Force





Athletic Director Jerry Hughes and former President Dr. Aaron Podolefsky present Chuck Simmons and Mr. and Mrs. Adrian Harmon with gifts for their contributions to make the Sprinturf a reality in 2005.

Audrey J. Walton Stadium Vernon Kennedy Field

In 2009 the Mules ranked 11th in NCAA Division II for attendance at 7,025 per game. Almost 43 thousand fans came through the gates in the six games for the Mules, and they didn't disappoint, going a perfect 6-0 in Warrensburg.

Central Missouri's football facility received a new name and look in 1995, becoming Audrey J. Walton Stadium/Vernon Kennedy Field. Mrs. Audrey J. Walton, from Versailles, provided the lead gift of \$1 million to help fund the stadium project. A new grandstand had become necessary after engineers had determined that the original structure was becoming unsafe due to aging.

Construction began in November of 1994 and, while construction was not totally complete, the facility was able to be used for the Mules' 1995 season opener on September 7. Formal dedication ceremonies, with Mrs. Walton and her family present, were held on October 7, 1995. Seating in the grandstand accommodates approximately 5,800 spectators. The three-level tower in the center of the grandstand contains luxury suites available for use by donors on the lower and middle levels and the actual working press box area on the top level. Also included in the project was a new lighting and sound system for the stadium.

In the fall of 2004, the Eph and Mary Jane Markey Lobby was completed and dedicated, thanks to the generosity of Janne Walker, daughter of Eph and Mary Jane Markey. The lobby now serves as the Mules Football museum and as a meeting and reception area for football alumni and Mule Train boosters.

Further renovations took place in the summer of 2005, as Kennedy Field received a face lift. The natural grass surface was replaced with SprintTurf, a ground-tire based synthetic surface that looks and plays like real grass. In addition, the existing six-lane track was resurfaced and expanded to eight lanes.

Also finished prior to the 2006 season was a renovation of the press box, thanks to a generous donation by D&H Media. It is now fully carpeted and counters were installed in the booths and the main press area.

The current site was first constructed in 1928 with just the original main grandstand. The Mules' head coach at that time, "Tad" Reid, was an engineering graduate from Kansas University, and he engineered construction of the original stadium. The facility was formally dedicated as West Campus Field on Oct. 19, 1928, with the Mules losing to Northeast Missouri 13-7. However, the first game played at the new site actually was played on Sept. 28, 1928, with the Mules beating Central College of Fayette 7-3.

The following year, on Oct 11, 1929, the first night college football game in Missouri was played there with the use of large flood lights. The Mules lost to Missouri Valley 27-0.

On Sept. 25, 1954, West Campus Field was formally renamed and dedicated as Vernon Kennedy Field, in honor of the man considered to be

Central Missouri's finest athlete. The Mules beat State College of Arkansas 33-0 in the dedication game. Kennedy was a three-time All-MIAA football player (1926-27-28) for the Mules. However, his greatest athletic accomplishments came in track and field and baseball. In 1927, he won the decathlon at the prestigious Penn Relays. After college he spent 12 seasons in major league baseball, pitching a no-hitter for the Chicago White Sox in 1935, winning 21 games in 1936 and making the American League All-Star teams in 1936 and 1938. An inaugural inductee into Central Missouri's Athletic Hall of Fame in 1992, Kennedy died in a farming accident in January, 1993, at his home in Mendon. He was 85.

The Mules' football record at this site is 205-174-13 in 79 seasons. In addition to being the home of Mules' football, the stadium also serves as the outdoor track and field facility for the Mules and Jennies.



The Gear

Central Missouri boasts one of the very few all-sport apparel deals in NCAA Division II, as all UCM teams are equipped with the most current gear from Nike. The Mules football team gets everything from uniforms to pads, to workout gear and shoes (pictured on the right).

The Fighting Mules Locker Room Facility

Central Missouri's football locker room also received a much needed renovation in the spring of 2008 with a re-designed layout that created more locker space, along with new flooring and fresh paint (pictured in the bottom right two photos).

The D&H Media Press Box

Central Missouri's press box is one of the best in NCAA Division II (pictured below). It is furnished with two radio suites, two coaches boxes, a game operations booth, and the athletic director's suite, along with a two-level main press area. It was completely finished in 2006 thanks to a generous donation by D&H Media.

The Walton Stadium Luxury Suites

Central Missouri also has 12 luxury suites available to donors during football season. Eight of them can comfortably seat 12 while the other four have spots for 22 (pictured at extreme bottom left and on page 12). Each is furnished with a television, sink, microwave, and refrigerator. The radio broadcast can also be heard in each suite thanks to a built-in speaker system.





The Central Missouri Sports Radio Network Broadcast Team:
Bob Jackson, Shawn Jones, Greg Hassler, and James Sales

Media Credentials

All requests for press, photo, or broadcast credentials and press box space for Central Missouri home games should be made at least two days in advance to the Athletic Media Relations Office, Rob McCutcheon, Media Relations Director:

Phone - 660-543-4312; **Fax** - 660-543-8034;

Email - rmcutcheon@ucmo.edu

Radio/Television Broadcasts

Approval for radio/television broadcasts of all Central Missouri home games must be received in advance from the Media Relations Office.

The Athletics Office at Central Missouri provides one telephone line for use by visiting radio stations on a reciprocal basis. Stations wishing to use the line should contact the Media Relations Office at least one week in advance.

Television stations seeking videotape highlights may wish to contact KMOS-TV.

Photographers

Photo credentials allow access to both the sideline and press box/row areas, and must be displayed at all times. NCAA rules require photographers to remain in their designated areas. Any questions should be referred to the UCM Athletic Media Relations Office.

Game Services

Working media members are provided with a program, pregame notes, and statistics, as well as complete final game statistics and play-by-play accounts.

Telephones/Internet

A limited number of telephones and telephone lines for electronic transmission of stories are available on a first-come, first-served basis. There will also be several network cable lines available for home basketball, baseball, and football games as well as wireless internet in those three venues. A fax machine is available on a limited basis.

Student-Athlete Interviews

Student-Athlete interviews during the week must be arranged through the Athletic Media Relations Office. Please make arrangements in advance. For telephone interviews, players will be instructed to return all calls collect or toll free. Home telephone and cell phone numbers, and email addresses will NOT be released.

All postgame interviews are to be conducted outside of the lockerroom area following a customary 10-minute "cooling-off period."

Athletic Media Relations Office

The UCM Athletic Media Relations Office is located upstairs in Room 203 of the Multipurpose Building. Telephone number is (660) 543-4312. Fax number is (660) 543-8034.

Follow the Mules and Jennies on KMOS-TV

During the season, media and fans can also keep up with the Mules on "Sportspage," your weekly inside look at UCM Athletics on KMOS-TV, UCM's Public Television Station. Host Shawn Jones will visit with Central Missouri coaches and student-athletes and review highlights of each week's action.

Mules & Jennies on the Internet

Media members and fans can access information about the Mules and Jennies around the clock, as information about Central Missouri Athletics, the MIAA, and NCAA Division II is available via the Internet. To access information, go to <http://www.ucmo.edu/athletics>.

UCM football, basketball, and select baseball game broadcasts may also be heard on the Internet by going to the link on the UCM Athletic Web Page or to warrensburgradio.com.

Central Missouri Athletic web pages are maintained by the UCM Athletic Department, Bob Jackson web manager.

Fans can also receive updates via their cell phone by signing up for textcaster on the UCM athletic website.

Primary Media Outlets

Newspapers/Print

Warrensburg Daily Star Journal - Corey Edwards, Sports Editor, 135 East Market Street, Warrensburg, MO 64093

Phone - 660-747-8123, Fax - 660-747-8741

The Muleskinner (student newspaper) - Student Editor

Wood Room 312-14, UCM, Warrensburg, MO 64093

Phone - 660-543-4050, Fax - 660-543-8663

Kansas City Star - Chris Fickett, Colleges Editor; Blair Kerkhoff,

Beat Writer; 1729 Grand Avenue, Kansas City, MO 64108

Phone - 816-234-4141, Fax - 816-234-4360

Sedalia Democrat - Kyle Smith, Sports Editor;

700 South Massachusetts, Sedalia, MO 65301

Phone - 660-826-1000, Fax - 660-826-0400

Radio

KOKO 1450 AM/ KWKJ 98.5 The BAR - Greg Hassler, Sports Director, P.O. Box 398, Warrensburg, MO 64093

Phone - 660-747-9191, Fax - 660-747-5611

KMZU 100.7 FM - Rod Tompkins, Sports Director,

102 North Mason Street, Carrollton, MO 64633

Phone - 660-542-0404, Fax - 660-542-0420

KXXK 105.7 FM - Doug Sokolowski, Sports Director,

2209 S. Limit, Sedalia, MO 65301

Phone - 660-885-7517, Fax - 660-885-8318

KDKD 95.3 FM - David Lee, Sports Director

P.O. Box 448, Clinton, MO 64735

Phone - 660-885-6141, Fax - 660-885-4801

Television

KMOS-TV - University of Central Missouri, Wood Room 11

Phone - 660-543-4155, Fax - 660-543-8863

MetroSports - TBA, General Manager, 6550 Winchester Avenue, Kansas City, MO 64133

Phone - 816-358-5360, Fax - 816-358-5479

Your Hosts

Rob McCutcheon
Media Relations/
Director

Paula Rober
Media Relations/
Marketing Assistant

Chris Brigham
Media Relations/
Marketing Assistant



Mules Football Exposure

UCM Coaches and Student-Athletes in the Media

Mules Head Coach Jim Svoboda not only has to coach his squad to victory each week, but he also has several media obligations.


He has the "Jim Svoboda Show" on KOKO 1450-AM, 98.5-FM The BAR, and online at www.warrensburgradio.com every Wednesday evening at 7:00 p.m.


Every Thursday evening, he appears on "Sportspage", a weekly television show that gives an inside look at UCM football on KMOS-TV, UCM's Public Television Station. Host Shawn Jones visits with Svoboda and they review highlights of each week's action.

Both shows also have a student-athlete spotlight portion, where a Mules football player is interviewed.

The Central Missouri Sports Radio Network begins broadcast coverage 80 minutes prior to each game on KOKO 1450-AM, 98.5-FM The BAR, and online at www.warrensburgradio.com. At game time, 90.9 The Bridge picks up the feed.

Fans can also watch every MIAA game online via webcast at B2tv.com, and catch live stats of all home games on the UCM website at www.ucmo.edu/athletics.





Jim Svoboda

Mules Head Football Coach - 1st Year

Jim Svoboda was named the 28th Head Football Coach in the 115-year history of the University of Central Missouri program on January 15, 2010.

“Jim has been a consistent winner everywhere he has been and is the perfect fit for our

program and our institution” Athletic Director Jerry Hughes said. “His blend of success as an NAIA head coach, a championship caliber assistant in the MIAA and an assistant at the highest levels of college football combined with his personality, work ethic and class should have Mules fans extremely excited for the future.”

Svoboda has experienced success at every level, winning national championships at the Division II and NAIA level as an assistant coach, as well as bowl game and playoff appearances at the FCS and FBS Division I levels. He boasts a combined 213-85 record as both a head and assistant coach.

Svoboda came to UCM after three years as assistant head coach and quarterbacks coach at Division I-FCS member Montana State, and helped the Bobcats to winning seasons each year there, as well as a top 25 final national ranking in 2009.

He has also coached and recruited many great players during his career, including 36 All-Americans, a National Player of the Year, 12 NFL draft picks and signees, and numerous record-breaking quarterbacks.

Svoboda served as UCLA’s quarterbacks coach from 2004-06, helping lead the Bruins to three bowl games and only their seventh 10-win season ever in that span. He served as the program’s offensive coordinator in 2006. UCLA won the 2005 Sun Bowl and upset second-ranked cross-town rival USC in 2006. For his efforts, he was a finalist for the 2005 Broyles Award, presented to the nation’s top assistant coach at the Division I-FBS level. He coached UCLA quarterback Drew Olson for two seasons, helping him set numerous school passing records, ranking second in the nation in touchdown passes, fifth in pass efficiency, and eighth in the 2005 Heisman voting.

Prior to his time at UCLA, he was at MIAA rival Northwest Missouri State for 10 seasons as offensive coordinator and quarterbacks coach (1994-2003). He helped the Bearcats to back-to-back Division II National Championships in 1998 and 1999 while winning five consecutive MIAA titles and winning 41 MIAA games in a row. In a six-year span there, his prolific offenses averaged more than 450 yards and 40 points a game, leading the nation in scoring in both 1998 and 2000. His teams broke more than 70 team, MIAA, and NCAA offensive records, as well as a national mark of 15 wins in one season. He also earned American Football Coaches Magazine Offensive Coordinator of the Year honors in 1998.

His head coaching experience comes from his time at NAIA-member Nebraska Wesleyan. He went there in 1986 as the running backs coach before being named head coach the following season. As the head man from 1987-93, he led Nebraska Wesleyan to a 52-19 overall record, three conference titles, and three national playoff appearances. Svoboda was the first coach in school and conference history to win an NAIA playoff game. NWU was ranked in 52 of a possible 55 weeks during his seven year tenure, and he was named NIAC Coach of the Year three times. Nebraska Wesleyan has made five total playoff appearances in school history, three of them under Svoboda.

A 1983 graduate of Northwestern College in Iowa, Svoboda began his coaching career at his alma mater that fall, winning a national championship at 14-0 as the running backs coach. He then moved to Dana College in Nebraska as offensive line and strength coach in 1984. He earned his master’s degree from Eastern New Mexico in 1986, serving as the running backs coach there in 1985 and helping them to a runner-up finish in the Lone Star Conference.

Svoboda and his wife, Susan, reside in Warrensburg. The 49-year old is a native of Denison, Iowa.

Email: jsvoboda@ucmo.edu
Recruiting Area: California

The Svoboda File (52-19 as a head coach)

Year	Record	Highlights
Northwestern College (Running Backs Coach)		
1983	14-0	Conference Champions, National Champions
Dana College (Offensive Line Coach)		
1984	N/A	Won first conference game and had most wins in 5 years
Eastern New Mexico (Running Backs Coach)		
1985	5-5 (3-2 in LSC)	Lone Star Conference Runner-up
Nebraska Wesleyan (Running Backs Coach)		
1986	6-3 (5-0 in NIAC)	NIAC Champions
Nebraska Wesleyan (Head Coach)		
1987	6-4 (3-2 in NIAC)	2nd in NIAC
1988	8-2 (5-0 in NIAC)	NIAC Champions, NAIA Playoffs
1989	10-2 (5-0 in NIAC)	NIAC Champions, NAIA Playoffs round 2
1990	7-2 (4-1 in NIAC)	Co-NIAC Champions
1991	8-3 (4-1 in NIAC)	2nd in NIAC, NAIA Playoffs
1992	6-3 (4-2 in NIAC)	3rd in NIAC
1993	7-3 (4-2 in NIAC)	3rd in NIAC
Northwest Missouri State (Offensive Coordinator, QB’s, Recruiting)		
1994	0-11 (0-9 MIAA)	None
1995	6-5 (6-3 MIAA)	2nd largest turnaround in school history
1996	11-2 (8-1 MIAA)	MIAA Co-Champions, NCAA Quarterfinal
1997	12-1 (9-0 MIAA)	MIAA Champions, NCAA Quarterfinal
1998	15-0 (9-0 MIAA)	MIAA Champions, National Champions
1999	14-1 (9-0 MIAA)	MIAA Champions, National Champions
2000	11-1 (9-0 MIAA)	MIAA Champions, NCAA Playoffs
2001	7-4 (6-3 MIAA)	T-3rd in the MIAA
2002	12-1 (9-0 MIAA)	MIAA Champions, NCAA Quarterfinals
2003	8-3 (7-2 MIAA)	MIAA Co-Champions
UCLA (Quarterbacks Coach)		
2004	6-6 (4-4 Pac-10)	Las Vegas Bowl
2005	10-2 (6-2 Pac-10)	Sun Bowl Champions, 3rd in Pac-10
UCLA (Offensive Coordinator, QB’s)		
2006	7-6 (5-4 Pac-10)	Emerald Bowl, Upset of No. 2 USC
Montana State (Assistant Head Coach/QB’s Coach)		
2007	6-5 (3-4 Big Sky)	None
2008	7-5 (5-3 Big Sky)	3rd in the Big Sky
2009	7-4 (5-3 Big Sky)	Finished season ranked No. 25 in nation

Mules Coaches' Records (Alphabetical)

COACH	Years	RECORD	PCT
Forrest C. (Phog) Allen	6	29-17-2	.625
James Brown	1	4-5-0	.444
Richard Carter	1	2-6-1	.278
Ewing Cockrell	1	2-3-0	.400
Lew Comer	4	15-19-2	.444
Judd Dean	2	5-12-1	.306
Joseph Ferguson	3	7-8-0	.467
Harry Fritz	1	1-6-0	.143
Willie Fritz	13	97-47-0	.674
Bill Greim	5	17-23-5	.433
Walt Hicklin	5	16-35-0	.314
Robert Hoff	1	3-5-0	.375
G. A. Lowman	1	7-2-0	.778
Howard Mahanes	9	43-45-3	.489
A. A. Mason	2	5-6-3	.464
Al Molde	3	17-9-4	.633
Arthur Mosse	2	11-4-0	.733
Terry Noland	14*	78-65-2	.545
Tate Page	4	11-22-4	.351
E. C. Quigley	2	15-6-0	.714
T. C. Reid	11	44-43-9	.505
Ken Robb	3	4-22-1	.167
Carl Voltmer	9	34-31-10	.520
Robert White	2	5-10-0	.333
F. J. Winters	2	8-2-2	.750
Hal Yinger	4	10-25-2	.297

* - Assistant coach Jeff Floyd coached final three games of 1996 and was 1-2. Terry Noland's record does not include those three games.



Mules Season-by-Season Records

Year	Coach	Record	Year	Coach	Record	Year	Coach	Record	Year	Coach	Record
1894	Max Aber	—	1923	Greim	5-3-2	1953	Comer	0-7-2	1983	Noland	6-5-0
1895	—	3-2-0	1924	Reid	4-4-1	1954	Comer	3-6-0	1984	Noland	5-6-0
1896	—	—	1925	Reid	4-4-1	1955	Comer	5-4-0	1985	Noland	3-7-0
1897	—	0-4-0	1926	Reid	7-0-1	1956	Comer	7-2-0	1986	Noland	9-2-0
1898	Cockrell	2-3-0	1927	Reid	5-3-0	1957	Yinger	1-7-1	1987	Noland	7-3-1
1899	Mosse	5-1-0	1928	Reid	4-2-2	1958	Yinger	2-6-1	1988	Noland	6-5-0
1900	Quigley	7-4-0	1929	Reid	0-8-1	1959	Yinger	3-7-0	1989	Noland	5-6-0
1901	Quigley	8-2-0	1930	Reid	3-4-1	1960	Yinger	4-5-0	1990	Noland	5-5-0
1902	Mosse	6-3-0	1931	Reid	3-8-0	1961	Hoff	3-5-0	1991	Noland	5-6-0
1903	Ferguson	1-1-0	1932	Reid	4-3-1	1962	Carter	2-6-1	1992	Noland	6-4-0
1904	Ferguson	5-2-0	1933	Reid	6-3-0	1963	Robb	1-8-0	1993	Noland	7-2-1
1905	Ferguson	1-3-0	1934	Reid	4-4-1	1964	Robb	1-8-0	1994	Noland	7-3-0
1906	Brown	4-5-0	1935	Voltmer	4-3-1	1965	Robb	2-6-1	1995	Noland	4-6-0
1907	Lowman	7-2-0	1936	Voltmer	6-2-0	1966	Mahanes	4-5-0	1996	Noland/Floyd	4-7-0
1908	Mason	2-3-1	1937	Voltmer	7-1-0	1967	Mahanes	6-4-0	1997	W. Fritz	5-6-0
1909	Mason	3-3-2	1938	Voltmer	2-5-1	1968	Mahanes	7-2-1*	1998	W. Fritz	8-3-0
1910	Winters	6-0-1	1939	Voltmer	3-3-3	1969	Mahanes	5-4-0	1999	W. Fritz	7-4-0
1911	Winters	2-2-1	1940	Voltmer	5-4-0	1970	Mahanes	9-2-0*	2000	W. Fritz	7-4-0
1912	Allen	6-2-0	1941	Voltmer	3-2-3	1971	Mahanes	4-6-0	2001	W. Fritz	10-2-0*
1913	Allen	7-2-0	1942	Voltmer	0-7-0	1972	Mahanes	3-7-1	2002	W. Fritz	10-2-0*
1914	Allen	5-4-0	1943	Voltmer	4-4-2	1973	Mahanes	2-8-0	2003	W. Fritz	9-2-0
1915	Allen	4-2-2	1944	White	4-4-0	1974	Mahanes	3-7-1	2004	W. Fritz	7-4-0
1916	Allen	6-3-0	1945	White	1-6-0	1975	Hicklin	5-5-0	2005	W. Fritz	7-3-0
1917	Allen	1-4-0	1946	Dean	3-5-1	1976	Hicklin	3-8-0	2006	W. Fritz	5-6-0
1918	No Team	—	1947	Dean	2-7-0	1977	Hicklin	3-7-0	2007	W. Fritz	7-4-0
1919	Greim	2-6-1	1948	Page	0-7-2	1978	Hicklin	2-8-0	2008	W. Fritz	7-4-0
1920	Greim	5-3-1	1949	Page	3-5-0	1979	Hicklin	3-7-0	2009	W. Fritz	8-3-0
1921	Greim	2-5-1	1950	Page	8-3-0*	1980	Molde	6-3-1	Totals	495-483-51	
1922	Greim	3-6-0	1951	Page	0-7-2	1981	Molde	4-3-3	27 Coaches - 113 Seasons		
			1952	H. Fritz	1-6-0	1982	Molde	7-3-0			

* Season records include bowl games and playoffs.



Jack Curtis

Defensive Coordinator - 1st Year

Curtis comes to Central Missouri with 16 years of Division I coaching experience. After a year at the University of Memphis as the safeties coach, he spent the previous seven seasons at Arkansas State University as the defensive coordinator and safeties coach.

He helped the Arkansas State Red Wolves make big strides in just his first season at the helm, taking them from the nation's 61st best pass defense in 2001, to 16th in pass defense and 39th in total defense during that debut season. In four of his seven seasons, his teams ranked in the nation's top 30 in pass defense, and top 50 in total defense.

Curtis also mentored several players to great individual success at ASU. Those include Two Sun Belt Conference Defensive Players of the Year in Alex Carrington and Tyrell Johnson. Johnson was a second round NFL draft pick. In all, he coached 16 defensive all-conference performers there.

He helped the Red Wolves to a Sun Belt Conference title in 2005, as well as an appearance in the New Orleans Bowl. In 2008, he was a part of ASU's biggest ever win in an 18-14 decision against Texas A&M.

Prior to his time at ASU, he was at Northwestern State University (La.) for eight seasons (1994-2001), the last three as the defensive coordinator. He helped the Demons to Division I-AA Playoff appearances in 1997, 1998 and 2001, as well as two Southland Conference Championships (1997 and 1998). He also helped NSU to the biggest win in school history in 2001 as they knocked off TCU 27-24.

Curtis began coaching football in 1987 as a student coach at his alma mater, Evangel University (Mo.), where he also played four seasons. In 1988, he earned his degree from there in physical education. He then moved on to Henderson State University, where he was a graduate assistant coach in 1989, and earned his master's in 1990. From 1990-92 he was a volunteer coach at Mississippi State University, helping them to a Liberty Bowl appearance in 1991.

He spent the 1993 season as the defensive coordinator and secondary coach at Western New Mexico, leading them to the NAIA National Playoffs. That season his team led the nation in interceptions with 29.

The Birmingham, Alabama native has coached 12 players that have made NFL rosters (six drafted, six free agents), as well as six first-team All-Americans.

Curtis and his wife Michelle have two daughters, Carolina and Georganna.

Email: jcurtis@ucmo.edu

Recruiting Areas: Southern Missouri, Louisiana, Mississippi, Alabama, Arkansas



Chuck Clemens

Defensive Line Coach - 12th Year

Chuck Clemens is in his 12th season on the UCM Football staff. He came to Central Missouri in June, 1999, after 10 seasons as an assistant at Truman State University. He coaches the defensive line and also takes care of many of the Mules community relations projects like the Fuel the Mules, Summer Camps, and the Mules Football Golf Fundraiser.

During his tenure with UCM, the Mules have had 10 winning seasons, including the 2001 Mineral Water Bowl title and the first and only trip to the NCAA-II Playoffs in 2002. In both 2001 and 2002, the Mules set school records for wins with 10.

The 46-year-old Clemens was an offensive assistant for Truman from 1989-1993, then was a defensive assistant from 1993-95 before being named defensive coordinator in 1995. Clemens also played at Truman State University (1983-86) as a tight end and earned honorable mention All-Missouri Intercollegiate Athletics Association recognition on the Bulldogs' undefeated MIAA championship team in 1985.

Following his playing career, he was a student assistant on the Bulldogs' staff, then went to Eastern Illinois University as a graduate assistant before returning to Truman in 1989.

Clemens received his bachelor's degree in physical education in 1988 from Truman State. He has a daughter, McKenzie (15), and a son, Tyler (13).

Email: cclemens@ucmo.edu

Recruiting Areas: St. Louis, Northeast Missouri





Matt Jeter

Defensive Backs/Special Teams Coach - 1st Year

Matt Jeter joins the Mules coaching staff after spending the last eight years as part of the NCAA Division I Football Championship Subdivision member Drake University football staff. He served as the defensive backs coach and recruiting coordinator for the Bulldogs.

He helped Drake win the Pioneer Football League title in 2004 under former long-time head coach Rob Ash, and served as the defensive coordinator under former head coach Steve Loney during the 2007 season. During that year his defense led the PFL in red-zone scoring and ranked fourth in the nation with 31 forced turnovers. His squad also defeated seventh-ranked Illinois State that season. He helped the Bulldogs to six consecutive winning seasons from 2004-09, including a 10-2 mark in 2004, a 9-2 record in 2006, and an 8-3 clip in 2009.

In his time at Drake, he organized and coordinated high school visits and football camps as well as developing the recruiting philosophy for the athletic department.

Prior to his time there, he was an assistant coach at North High School in Des Moines, Iowa while also serving as the Youth Program Director at the Greater Des Moines YMCA. He graduated from Simpson College (Iowa) in 1998 where he played football and helped the Storm reach the NCAA Division III Playoffs in 1996 and 1997. He was a two-year starter at cornerback and was the team captain as well. Jeter also competed for the track team there as well, lettering both seasons.

He transferred to Simpson after two seasons at Iowa Central Community College, where he was a first-team all-region selection and team captain as a sophomore in 1995.

He earned his bachelor's degree in physical education from Simpson College in 1998.

The Des Moines, Iowa product and his wife, Kimberly, have two sons, Jordan and Jayden.

Email: mjeter@ucmo.edu

Recruiting Areas: South Kansas City - Missouri and Kansas, Mid Missouri - Columbia, Iowa



Josh Lamberson

Receivers Coach/Recruiting Coordinator- 1st Year

Lamberson spent the last two seasons at Division II Southeastern Oklahoma State University in Durant as the quarterbacks coach and recruiting coordinator. He also spent seven years as an award-winning quarterback and position coach at Northwest Missouri State from 2001-07, where he played for Mules head coach Jim Svoboda for three seasons.

The SOSU quarterbacking corps threw for 25 touchdowns, 2,326 yards and posted eight interceptions which was the fewest in the LSC in 2008, before tossing for 2,939 yards with 27 TD's and only 12 interceptions in 2009. Both quarterbacks

he coached earned All-LSC honors.

Prior to Southeastern, he was a graduate assistant at Northwest Missouri State for two seasons in 2006 and 2007, helping them to the national championship game both times coaching the quarterbacks.


He was also an All-American quarterback on the field there, leading the Bearcats to the National Championship game in 2005. Posting a 4.0 GPA, he was the ESPN Academic All-American Football National Player of the Year as a senior, as well as the Disney Sportsman of the Year. Lamberson also won the Ken B. Jones Award for the MIAA's top student-athlete in 2005.

On the field he is the all-time leading passer in school history and ranks third in MIAA history in yards. Lamberson was also a semifinalist for the Harlon Hill Trophy for the top player in NCAA Division II. He tied the NCAA-II record with 12 consecutive games passing for more than 200 yards, and was the Division II National Championship Game's Most Valuable Player that same season. He posted a 24-6 overall record as the starting quarterback.

The Wilber, Nebraska product and his wife, Mandy, were married in the summer of 2009.

Email: lamberson@ucmo.edu

Recruiting Areas: North Kansas City - Missouri and Kansas, Northwest Missouri, Nebraska, Kansas, Oklahoma, All other out of state recruiting





Hank McClung

Offensive Line Coach - 1st Year

McClung brings 23 years of college coaching experience into his first season at UCM, as well as 18 years as an offensive line coach. He has coached at five different NCAA Division II schools in the Lone Star Conference, and has deep roots in the state of Texas as a native of Midland.

Last season he was at the University of the South in Sewanee, Tennessee but spent the previous six seasons as the offensive line coach at Angelo State University in San Angelo, Texas. While there he coached an offensive unit that broke the school record with more than 5,000 yards in a season, and 742 yards in a game, as well as two 1,000-yard rushers. One of his running backs also broke the school record with 8.9 yards per carry in a season. He also helped the Rams to a Division II Playoff appearance in 2005.

Prior to his time at ASU, McClung was at Division IAA Drake University (Iowa) from 2000-2002, where he also coached the offensive line. While at Drake, he helped lead the Bulldogs to the 2000 Pioneer Football League Championship, with his offensive line being named the team's offensive MVP for its performance in 2002.

He made a one-year stop at Abilene Christian University (Texas) in 1999 after a three-year stint as head coach at Midwestern State University (Texas) from 1996-98. While there he directed the program's move from the NAIA to NCAA Division II. He was the interim head coach there in 1995, and the offensive coordinator and offensive line coach in 1994 and 1995. During his time as the offensive coordinator, he also served as assistant head coach, and helped the team break every passing record in the books.


McClung also spent three seasons at Texas Tech, a season at Southeastern Oklahoma State University, and Eastern New Mexico University, his alma mater. He also coached under Mules head coach Jim Svoboda at Nebraska Wesleyan in 1988-89.

McClung received his bachelor's degree in physical education from ENMU in 1986 where he also played football, and his master's degree in sports and recreation management from Hardin-Simmons University in 2000.

He and his wife, Rhonda, have two children, Ben and Isabelle.

Email: mcclung@ucmo.edu

Recruiting Areas: Illinois, Texas



Sean Edinger

Strength & Conditioning Coach/Equipment Mgr.

Sean Edinger begins his second season as the strength and conditioning coach and equipment manager for the athletic department at Central Missouri.

He oversees the strength and conditioning program for all 16 of UCM's athletic programs, and brings a wealth of experience.

Most recently, he was the head strength coach at Haskell Indian Nations University in Lawrence, Kan., where he designed a year-round training program for the football and volleyball teams.

From 2006-08, he worked at the University of Missouri, where he was in charge of the strength program for both volleyball and tennis. He also assisted with all aspects of the Tigers football strength program, including professional player development, and Combine/Pro day preparation.

He served as a personal trainer at the Lawrence Athletic Club from 2000-06 and has done an internship with Peak Performance Chiropractic as well. Edinger is a certified strength and conditioning specialist and coach by the National Strength and Conditioning Association, and a certified club coach by USA Weightlifting.

He was also a member of the United State National Karate Team from 1995-2000. Edinger has 24 years of martial arts experience and 18 years coaching martial arts and boxing. He earned his bachelors degree from the University of Kansas in exercise science in 2006, and his masters in health education and promotion/sports psychology from the University of Missouri in 2008.

Luke Bengtson

Graduate Assistant Running Backs

Luke Bengtson enters his first season with the Mules, but is no stranger to some of the members of the staff.

He was recruited by UCM head coach Jim Svoboda to play at Northwest Missouri State, and played with current Mules wide receivers coach Josh Lamberson there.

In 2004 and 2005, Bengtson played wide receiver at Northwest Missouri, and was a member of the 2005 National Runner-up team.

He then transferred to St. Cloud State (Minn.), playing in 2006 and 2007 before becoming a student assistant coach for the 2008 and 2009 seasons. He coached both the wide receivers and offensive line, as well as special teams and video coordination.

A native of Des Moines, Iowa, he attended Johnston High School where he was an award-winning football and basketball player. A three-time all-state wide receiver, he set the state record for catches in a game and holds multiple conference and school receiving marks. He also helped the squad to the state playoffs for the first time in school history.

On the basketball court, he was a multiple-time all-conference performer and led the team to the state tournament. He was also a nominee for McDonald's All-America.

Bengtson earned his bachelor's degree in physical education from St. Cloud State, and is working toward his master's degree at UCM.

Kevin Bleil

Graduate Assistant Tight Ends

Kevin Bleil begins his first season with the Mules coaching staff, coming to UCM after graduating from the University of Akron (Ohio) in May.

An offensive staffer, he will be coaching the tight ends. During his senior year at Akron he worked as a student assistant with the football program, aiding primarily the defense, special teams, and recruiting efforts. While there, he was also a three-year member of the baseball team as a walk-on.

He attended South Fayette High School (Penn.), where he earned all-district honors in both football and baseball as a senior. Bleil was a three year letterman in baseball and two year letterman in football.

His parents now reside in Ames, Iowa. His father, Bill, is the Offensive Line Coach at Iowa State University.

He earned his bachelor's degree in civil engineering. He is currently working towards his master's degree in sports and business administration at UCM.

Mike Krysl

Graduate Assistant Defensive Assistant

In his first season with the Mules as a graduate assistant after serving the past two seasons as a student assistant/video coordinator is Mike Krysl.

He played fullback for three seasons from 2005-07 for the Mules before injuries ended his playing career, then became a student assistant during the fall of 2007.

He lettered three seasons at Hillsboro High School in Hillsboro, Missouri, where he played for former Mules football alumni Art

Johanningmeir. While at HHS, Krysl was a two-time all conference and all district selection, as well as receiving all state and all metro honors as a senior.

Krysl graduated in May of 2010 from UCM with his bachelor's degree in secondary education. He is currently working on his master's degree in Sports and Business Administration.

Josh Christian-Young

Student Assistant Defensive Assistant

Entering his second season with the Mules in an assistant coach role is Josh Christian-Young.

After playing for the Mules in 2007, he became an assistant coach in 2008.

He lettered two seasons and helped Columbia-Hickman High School to the 2004 6A State Championship under former Mules defensive coordinator and current Truman State head coach Gregg Nesbitt. He was also a member of the 2003 and 2004 district title teams.

A physical education major, he is currently working on his bachelors degree at UCM.

Also on the UCM Coaching Staff will be Khayam Burns (graduate assistant). Information on him was not available before print time.

Key Returners have New Look Mules Ready for a Run

The Central Missouri Fighting Mules football program has plenty to be optimistic about. UCM was ranked most of the year, went 8-3, and returns 15 starters and more than 60 letterwinners for 2010. Add the hiring of head coach Jim Svoboda, and there is a ton of excitement as well.

The Mules have a new coaching staff, a new offense, and a new defense, as well as several new players. In mid-December though, the Mules were in limbo after the departure of 13-year head coach Willie Fritz for Sam Houston State. After the hiring of Svoboda on January 15, the program went into an all-out sprint for the next four months.

"You have to have the ability to thrive in the chaos. Typically coaching changes happen at one of the busiest times of year, that being prime recruiting time. So, simultaneously, you are trying to salvage a recruiting year, hire a staff, implement the off-season program, instill your philosophy and meet people in the community." Head Coach Jim Svoboda said, "It was 24-7 for four months but I must say (defensive line coach) Chuck Clemens was key in the transition (remained from the 2009 staff). Overall my experience has been fantastic. The players work ethic, enthusiasm, and attentiveness has been off the charts and the coaches I've hired have been home runs as well."

When the team got out on the practice field, the advantage of having so many experienced players really showed. The Mules changed to a different pace on offense, and moved to a 4-3 defense. Spring ball was extra important with so much to learn in so few practices.

"It was a crash course, but the kids picked it up fast because they were tuned in and eager to learn." Svoboda said, "They've made it easier because they want what I want, to be great. As a result they've been very attentive. When the perceived leaders on the team have bought in it creates a lot of positive energy. They were obviously already a good squad and close to being very good last year. Coach Fritz is an excellent ball coach so everything they did was sound and well designed. They played hard, and of course he left some quality players here."

MULES POSITION BREAKDOWN

~ The Offense ~

The Mules return seven starters to an offense that averaged 32.2 points per game. That's already enough to get most fans excited, but with the fast-paced new offense, it should be even more fun to watch.

"It is a high tempo, diverse, multiple and balanced offense that spreads the ball around." Svoboda said, "We will attempt to score as many points as we can without turning the ball over."

The key, according to Svoboda, will be the development of the offensive line. He said their learning curve will have to be very fast.

~ Quarterback ~

It helps to have an experienced quarterback when installing a new offense, and the Mules have two such players in senior **Eric Czerniewski (6-0, 190)** and junior **Tommy Corwin (6-0, 205)**.



Eric Czerniewski is the all-time leading passer in UCM history.

"We have two outstanding experienced quarterbacks in Eric and Tommy, which is a luxury." Svoboda said, "They are skilled and knowledgeable players but need to continue to grow as leaders."

The all-time leading passer in school history with 7,640 yards and 61 TD passes, Czerniewski has earned All-MIAA honors the past two seasons. He completed 62 percent of his passes and threw for 2,818 yards and 19 TD's in 2009.

"Eric has impressive credentials and has demonstrated that he can be among the top

players in the league. I don't believe he is resting on his laurels, but he is highly skilled, fundamentally sound and knowledgeable." Svoboda said, "My observation is that he has what I believe is the key to taking one's game to the next level, and that is the ability to process information quickly. Having it doesn't make you great, but without it, it's difficult to be a special quarterback."

Corwin provides the Mules with a solid backup, having been in the program during the same time frame as Czerniewski. In addition to his practice experience, he has seen action in 12 career games.

QUARTERBACKS

5	Mike Petersen	6-4	180	Fresh-Rs	Overland Park, Kan.
12	Tommy Corwin	6-0	205	Junior-2L	St. Louis, Mo.
13	Eric Czerniewski	6-0	190	Senior-3L	Montgomery City, Mo.
19	Geno Waters	5-11	200	Senior-1L	Olathe, Kan.
	Kaleb Cropp	6-0	190	Fresh-HS	Wellington, Mo.
	Colton Dill	6-2	175	Fresh-HS	Rogersville, Mo.
	Lance Kays	6-2	190	Fresh-HS	Higginsville, Mo.
	Chase McCallum	6-1	200	Fresh-HS	Coconut Creek, Fla.

~ Running Back ~

Senior **Anthony Stewart (5-9, 190)** returns at running back after a record-breaking season in 2009. He led the MIAA in all-purpose yards with 146 per game, and paced the Mules in both rushing (866 yards) and receiving (714 yards), shattering several running back receiving marks. He also led the Mules with 16 touchdowns and was named All-American as an all-purpose back.

"Stew has remarkable physical tools but I believe what sets him apart is his heart and passion for the game." Svoboda said. "It makes him go, and it makes those around him go too."

Beyond Stewart are several players that have a chance to share the load, including seniors **Tywon Hubbard (6-0, 195)** and **Ken Hedrington (6-1, 215)**. Both scored touchdowns last year and proved that they can receive the ball out of the backfield as well as run. There are also some newcomers that will enter camp this fall with a chance to make an impact.



Senior running back Anthony Stewart led the MIAA in all-purpose yards last year.

"We have Stew who is established, and a bunch of talented guys vying for some playing time. Fall camp will be key in sorting it out so we can have a couple of reliable backups." Svoboda said, "We are strong at fullback with (senior) **Brent Boehringer** and (junior) **Darrian Salter**."

Both Boehringer (5-10, 215) and Salter (5-11, 235) played in every game last season and return to their roles for the third year in a row.

RUNNING BACKS & FULLBACKS

9	Ken Hedington	6-1	215	Senior-1L	Fresno, Calif.
21	Anthony Stewart	5-9	190	Senior-1L	Plainfield, Ill.
25	Tywon Hubbard	6-0	195	Senior-1L	Shawnee, Kan.
34	Marlon Miles	5-10	175	Fresh-Tr	Portland, Ore.
35	Brent Boehringer	5-10	215	Senior-3L	St. Charles, Mo.
37	Darrian Salter	5-11	235	Junior-2L	St. Louis, Mo.
41	Travis Ribbing	6-0	205	Junior-Tr	Farmington, Mo.
43	Ethan Yates	5-9	170	Soph-Sq	Raytown, Mo.
49	Dennis Hutchings	5-9	205	Fresh-Rs	Holden, Mo.
	Sean Gorman	6-1	200	Fresh-HS	Park Hill, Mo.
	Ryan Hurr	6-0	180	Fresh-HS	Warrensburg, Mo.
	Jordan Keeney	6-2	215	Fresh-HS	Nixa, Mo.
	Alex Perlín	6-1	205	Fresh-HS	Alpine, Calif.
	Corey Washington	5-10	205	Fresh-HS	Palmdale, Calif.

~ Wide Receivers ~

Probably the deepest position on the field for the Mules, UCM lost only one player from last season's mix in playmaker Bobby Guillory. Seniors **Jamorris Warren (6-1, 195)**, **Seth Mason (5-8, 170)** and **Adam Parks (5-10, 180)**, along with junior **Taylor Dyer (6-0, 185)** will fill the starting roles for the Mules.

"We have a stable of outstanding players at this spot. As a group, I thought the receivers had the best spring of any position." Svoboda said, "They competed hard, made a ton of plays and steadily improved their blocking."

Young talent like sophomores **Kevin Johnson (6-1, 185)** and **Kyson Ginavan (5-10, 170)**, and redshirt freshman speedster **Ralph Watson (5-10, 170)** will also see plenty of time on the field.

Central Missouri returns 2,515 of 3,060 yards receiving, and 16 of 21 touchdown grabs from a year ago. Warren led this group in touchdown grabs and will be a large part of the offense in 2010. The coaches feel Dyer is also poised for a breakout season, with Parks and Mason expected to pick up where they left off.



All-American DeMarco Cosby had 513 yards receiving and 5 TD's.

The future also looks bright for the Mules out wide with six high school freshmen coming into the mix.

~ Tight Ends ~

Senior **DeMarco Cosby (6-3, 240)** highlights the tight end position after earning All-American honors the past two seasons. He comes into 2010 as a preseason honorable mention All-American after leading the Mules in touchdown grabs a year ago.

"DeMarco has tremendous athletic skills, but more importantly has a great attitude and is a superb student." Svoboda said, "He is a quiet leader, letting his play on the field speak for him. He's really improved his blocking in becoming a complete player as well."

Along with him is sophomore **David Cannon (6-2, 240)**, who saw action in every game a year ago, bringing excellent blocking skills to the field.

"We have two outstanding players in DeMarco and David who compliment each other." Svoboda said.

Sophomore **Bryce Murray (6-3, 230)**, and juniors **Drew Wier (6-0, 205)** and **John Holloway (6-1, 220)** will add depth and see time on special teams.

The staff is also excited about freshman **Cody Woods (6-5, 235)**, who Svoboda feels has the skills to contribute during his first year in the program after an award-winning career at Smithville High School.

WIDE RECEIVERS & TIGHT ENDS

Wide Receivers					
1	Jamorris Warren	6-1	195	Senior-1L	Belle Glade, Fla.
4	Adam Parks	5-10	180	Senior-3L	Olathe, Kan.
7	Ralph Watson	5-10	170	Fresh-Rs	St. Louis, Mo.
8	Taylor Dyer	6-0	185	Junior-2L	Warrensburg, Mo.
16	Seth Mason	5-8	170	Senior-3L	Ozark, Mo.
80	John Grinde	6-1	175	Fresh-Rs	Warrensburg, Mo.
82	James Gagliardi	6-3	195	Soph-Sq	Grain Valley, Mo.
83	Reid Allison	6-1	180	Senior-3L	Tipton, Mo.
85	Kevin Johnson	6-1	185	Soph-1L	Lee's Summit, Mo.
88	Kyson Ginavan	5-10	170	Soph-1L	Olathe, Kan.
	Darrien Bruster	5-11	195	Fresh-HS	Raytown, Mo.
	John Burton	6-1	180	Fresh-Rs	Overland Park, Kan.
	Clayton Cooper	6-1	195	Fresh-HS	Springtown, Texas
	Brandon Graves	5-8	160	Fresh-HS	Encino, Calif.
	Anthony Kirkwood	5-11	175	Fresh-HS	St. Louis, Mo.
	Gavin Otte	5-10	170	Fresh-HS	Rolla, Mo.
	Bakari Trotter	6-3	200	Fresh-HS	Horn Lake, Miss.
	Kyle Willms	5-9	165	Fresh-Rs	Grain Valley, Mo.

Tight Ends					
10	David Cannon	6-2	235	Soph-1L	St. Louis, Mo.
81	Cody Woods	6-5	235	Fresh-HS	Smithville, Mo.
84	DeMarco Cosby	6-3	240	Senior-3L	Kansas City, Mo.
86	John Holloway	6-1	230	Junior-Sq	Warrenton, Mo.
87	John Adams	6-4	240	Soph-Tr	Blue Springs, Mo.
89	Bryce Murray	6-3	230	Soph-1L	Shawnee, Kan.
95	Drew Wier	6-0	205	Junior-2L	Columbia, Mo.
	Christian Cunningham	6-6	230	Fresh-HS	Glenwood, Mo.
	Aaron Ferguson	6-3	230	Soph-Tr	Holden, Mo.
	Austin Willis	6-3	220	Fresh-HS	St. Robert, Mo.

~ Offensive Line ~

The offensive line unit lost three starters from a year ago, and young players as well as newcomers, will have to step up and play quickly.

"While we have some very good players we will be relying on some young players to step up." Svoboda said, "Their learning curve will have to be in hyper drive."

Returning to the fold is junior All-MIAA center **Nate Stoffel (6-4, 300)**, while senior **Darius Henderson (6-4, 280)** also started every game last season, and will move to right tackle. Sophomores **Logan Freeman (6-3, 290)** and **Mark Schroeder (6-3, 265)** will try to build on a solid spring, playing at the left tackle and left guard spots, respectively.

"I really felt that Darius, Logan, and Mark had great springs. Nate showed some good things early, but was injured." Svoboda said, "Those four will be our foundation."

Also in the mix will be youngsters **Hulas King (6-2, 290)**, **Kody Boles (6-3, 270)** and **Jake Corcoran (6-2, 275)**, as well as some transfers that will have to step in and contribute with very little time to learn the offense.

OFFENSIVE LINE

55	Nate Stoffel	6-4	300	Junior-1L	Dubuque, Iowa
61	Hulas King	6-2	290	Soph-Sq	Florissant, Mo.
62	Caleb Hanson	6-1	290	Fresh-HS	Sedalia, Mo.
64	Darius Henderson	6-4	280	Senior-1L	Chicago, Ill.
65	Mark Schroeder	6-3	265	Soph-1L	Jefferson City, Mo.
66	Jake Corcoran	6-2	275	Fresh-Rs	Lone Jack, Mo.
68	Elliot Taylor	6-4	280	Fresh-Tr	Kansas City, Mo.
70	Trevor McCallister	6-3	280	Fresh-HS	Rolla, Mo.
72	Logan Freeman	6-3	290	Soph-1L	Jefferson City, Mo.
73	Kody Boles	6-3	270	Soph-1L	Lee's Summit, Mo.
74	Aaron Goodman	6-5	260	Fresh-HS	Rayville, Mo.
75	Jernorius McGill	6-4	340	Junior-Tr	Senoia, Ga.
77	Mike McDaniel	6-8	335	Junior-Tr	Chicago, Ill.
78	Jacob Heimsoth	6-7	340	Fresh-Rs	Concordia, Mo.
	James Grinde	6-0	280	Soph-Tr	Warrensburg, Mo.
	Kevin Holley	6-5	350	Fresh-HS	St. Louis, Mo.



Offensive linemen Nate Stoffel (left) and Darius Henderson (right) are the only two returning starters on the line.

~ The Defense ~

The Central Missouri defensive unit returns 10 players that started at least a game last season, and more than 20 letterwinners, giving it plenty of experience. They also have another ingredient that is very important in stopping the opposition, and that is speed.

"Like our whole team, the fans can expect to see a bunch of players on defense playing like their hair is on fire," Svoboda said, "The structure of our 4-3 is very sound and reasonably simple so the players can play fast, which is and always has been the key to playing great defense."

The key will be how young guys and newcomers fill some key losses on the line, and how quickly they adjust to the new formation.



Senior cornerback Deonte Ball logged 39 tackles last season.

~ Cornerbacks ~

The Mules return both starters from last season in seniors **Deonte Ball (6-0, 190)** and **Kor'Ree Manson (5-9, 195)**.

The two combined for 87 tackles, three interceptions, and nine pass break-ups a year ago.

"Manson and Ball are top flight players who will allow us to be flexible on defense, meaning we can employ more blitzes while minimizing the risk," Svoboda said, "Both players have worked extremely hard in the off-season with great results."

Also in the mix among the returnees will be senior **Carlos Bisch (5-10, 180)**, sophomore

Tyler Ebert (5-10, 170) and redshirt freshman **Kenny Cunningham (5-10, 160)**. All three will help provide depth and help on nickel and dime formations, while some transfers will also get a chance to make an impact on the corner.

The Mules have four seniors, two juniors and a sophomore, to go with three redshirt freshman, bringing a load of experience to a deep position.

~ Defensive Backs ~

The Mules will have to cope with the loss of three-time All-MIAA performer Randy Shepherd, but senior **Karl Parker (5-8, 185)**, sophomore **Brett Ginn (5-10, 185)**, and senior **Joseph Bangali (5-10, 190)** all started games last season.

Junior **Andrew Bergeson (6-0, 190)** and sophomore **Patrick Lewis**

(6-0, 190) also saw action in nearly every game, while redshirt freshman **Phillip Lashley (5-10, 175)** is expected to compete in 2010, making the Mules very deep for only two safety spots in the new formation, after having three last year.

"I like Karl and Joseph because they are extremely physical and no non-sense type of players. You wont find them out of position very often which is key for great safety play." Svoboda added, "Andrew Bergeson is recovering from injury but brings some big play experience. Brett Ginn had a tremendous spring and could establish himself as a starter. Patrick Lewis and Phillip Lashley are up and comers."

Parker and Bangali were third and fourth on the team in tackles and return with the most experience, while Ginn battled injury problems most of the season, grabbing two starts. Bergeson and Lewis logged 30 and 22 tackles, respectively.

The Mules boast 12 defensive backs on the roster, nine of which have seen game action in some form.



Senior Karl Parker ranked third on the team with 57 stops last year.

CORNERBACKS & DEFENSIVE BACKS

Cornerbacks

3	Kor'Ree Manson	5-9	195	Senior-2L	St. Louis, Mo.
17	DaMonte Bell	5-10	170	Fresh-Rs	Florissant, Mo.
18	Tyler Ebert	5-10	170	Soph-1L	Grain Valley, Mo.
20	Kenny Cunningham	5-10	160	Fresh-Rs	Florissant, Mo.
22	Deonte Ball	6-0	190	Senior-1L	Bolingbrook, Ill.
28	Carlos Bisch	5-10	180	Senior-3L	Festus, Mo.
31	Marlon Douglas	5-11	185	Junior-Tr	Memphis, Tenn.
32	Paul Stephens	5-9	170	Senior-Tr	Missouri City, Texas
36	Alex Reedus	6-1	200	Junior-Tr	St. Louis, Mo.
45	T.J. Peyton	5-8	170	Fresh-Rs	St. Louis, Mo.

Defensive Backs

2	Joseph Bangali	5-10	190	Senior-1L	Alexandria, Va.
14	Corey Pfaff	5-11	190	Soph-Sq	St. Clair, Mo.
23	Brett Ginn	5-10	185	Soph-1L	Shawnee Mission, Kan.
24	Karl Parker	5-8	185	Senior-3L	Kansas City, Mo.
27	Patrick Lewis	6-0	190	Soph-1L	Kansas City, Mo.
29	Scott Hill	5-9	185	Junior-1L	Overland Park, Kan.
30	Colin Hanna	6-0	215	Soph-1L	Maryland Heights, Mo.
33	Phillip Lashley	5-10	175	Soph-1L	St. Clair, Mo.
46	Darien McKee-Linzie	5-11	210	Soph-1L	Lee's Summit, Mo.
48	Andrew Bergeson	6-0	190	Junior-2L	Hannibal, Mo.
	Johnny Hall	5-8	185	Fresh-Tr	Kansas City, Mo.
	Connor Smith	6-2	180	Fresh-HS	Rogersville, Mo.

~ Linebackers ~

Perhaps one of the biggest adjustments will be at linebacker this season as there will be three on the field at a time with the new 4-3, instead the two that played in 2009.

"The early going was challenging for this crew," Svoboda said, "Linebackers have the toughest job within the framework of our defense but they progressed nicely as the spring went along."

The good news is the Mules return everyone: four guys that have started, and nine that have played. UCM was decimated by injuries at that spot last season, but that gave several guys an opportunity to get some experience.

One of only two seniors in this young group is returning leading tackler **Cody Scribner (5-11, 215)**. He racked up 79 stops and started every game.



Senior Cody Scribner will lead the transition to a 4-3 defense this season.

Junior **Calvin Patterson (6-0, 220)** made 47 stops and started five games, but battled injuries, as did freshman **Brandon Clark (5-11, 215)**, who has seen his season end after only two games the last two years, forcing medical redshirts both times. Sophomore **Evan Knight (6-1, 220)** battled injuries as well, playing in eight games and making 33 tackles.

That forced the Mules to take the redshirt off sophomore **Devin King (5-11, 225)** with six games to go, and he surprised everyone with 12 tackles, a forced fumble, and 1.5 sacks in his first college game against Truman State. He went on

to start the final five games of the year, logging 41 stops.

Sophomore **Joe Carter (6-0, 200)** has also impressed the coaches and is expected to make a big impact this fall.

"The top guys coming out of the spring were Brandon Clark, Cody Scribner, Joe Carter, Calvin Patterson and Devin King," Svoboda said, "All these players are physical, and can run. They should all see playing time which makes it a deep position for the Mules."

LINEBACKERS

15	Joe Carter	6-0	200	Soph-1L	Grandview, Mo.
26	Brandon Clark	5-11	215	Fresh-MRs	St. Louis, Mo.
38	Cody Scribner	5-11	215	Senior-3L	Overland Park, Kan.
39	Calvin Patterson	6-0	220	Junior-2L	Fulton, Mo.
40	Edgar Randy Tavu'i	5-10	230	Senior-1L	Seattle, Wash.
42	Devin King	5-11	225	Soph-1L	St. Louis, Mo.
47	Ovie Oghenejobo	6-1	215	Soph-Sq	Raytown, Mo.
53	Evan Knight	6-1	220	Soph-1L	Maryland Heights, Mo.
56	Kollin Ahearn	6-0	200	Soph-1L	Overland Park, Kan.
63	Josh Holbert	6-1	190	Soph-1L	Overland Park, Kan.
	Collum MaGee	6-0	215	Fresh-HS	St. Louis, Mo.

~ Defensive Line ~

The defensive front was one of the deepest spots on the team last season, but with the loss of four guys that started five games or more there last year, some of those guys that made it deep will need to step into a starting role.

First-team All-MIAA defensive tackle **P.J. South (6-4, 280)** will be the leader of this group going into his senior season. He led the Mules in sacks and ranked second in tackles for loss a year ago.



Senior defensive tackle P.J. South was a first-team All-MIAA pick last season.

He will be joined by fellow classmate **Trey Jackson (6-0, 280)** on the inside.

"P.J. and Trey are the corner stones of the D-line and bring attitude and physicality to that position," Svoboda said, "They should be top performers in the MIAA."

Senior **Peni Fiuangaihetau (6-2, 270)** also saw time in the middle in every game, and should battle for a starting role there this fall.

Senior **Leland Wood (6-2, 230)**, and sophomores **Chris Mason (6-0, 225)** and **David Bax (6-2, 225)** all will compete for time on the line as well.

"I thought this group made steady progress in the spring and were really effective against the run. " Svoboda said, "Leland, Chris, David, and Peni had bright spots. **Garrett Smith** had a great off-season but got injured early in spring."

Smith (6-3, 250), a junior, moved to the defensive side after playing offensive line and tight end during the last two seasons.

The Mules will also see redshirt freshman **Cody Wright (6-3, 215)** make a push on the outside along with Wood, Bax, and Mason, while sophomore **Reggie Dilworth (6-0, 280)** will battle for time inside. Some returning redshirts and transfers will also compete for starting roles in this area.

DEFENSIVE LINE & DEFENSIVE ENDS

Defensive Line

44	Trey Jackson	6-0	280	Senior-1L	Indianapolis, Ind.
54	Tony Farias	6-2	255	Soph-1L	Mission, Texas
58	Miles Jaben	6-1	260	Junior-2L	Overland Park, Kan.
59	Scott Robinson	6-0	240	Soph-HS	Chicago, Ill.
90	P.J. South	6-4	280	Senior-1L	Humover Park, Ill.
93	Reggie Dilworth	6-0	280	Soph-1L	St. Louis, Mo.
99	Peni Fiuangaihetau	6-2	270	Senior-1L	Lahaina, Hawaii
	Ramond Hunter	6-2	260	Fresh-HS	St. Louis, Mo.

Defensive Ends

50	Chris Mason	6-0	225	Soph-1L	Columbia, Mo.
51	Sosaia Taufua	6-2	240	Junior-Rs	Lahaina, Hawaii
91	Leland Wood	6-2	230	Senior-1L	Lee's Summit, Mo.
76	Jake Geiersbach	6-2	215	Fresh-Rs	O'Fallon, Mo.
92	Latavious Davis	6-3	260	Soph-Tr	Blakely, Ga.
94	Deonte McDonald	6-2	260	Junior-Tr	Bolingbrook, Ill.
96	David Bax	6-2	225	Soph-Tr	Jefferson City, Mo.
97	Garrett Smith	6-3	250	Junior-2L	Kansas City, Mo.
98	Cody Wright	6-3	215	Fresh-Rs	Warsaw, Mo.
	Ryan Duman	6-3	230	Fresh-HS	Westminster, Colo.
	Daniel Miguel	6-4	235	Fresh-HS	Ventura, Calif.

~ Specialists ~

The Mules biggest concern on special teams was to replace first-team All-MIAA punter Jordan Hofer. Sophomore **Matt Jordan (6-0, 195)** will get that task after learning behind him for two seasons.

Sophomore **Aaron Jamieson (5-11, 170)** had a solid year, starting at kicker as a true freshman. He nailed 42-of-45 extra points, and 6-of-9 field goals. He will also be the backup punter, as well as handling kickoff duties. Jamieson will be backed up by **Zach Gebhardt (6-2, 180)**, and **Sean Middleton (5-11, 170)**.

Performing the long and short-snapping duties for the third year in a row is junior **Drew Wier (6-0, 205)**. He has also played a big role in making tackles on special teams as well.

The coaching staff will have some battles in camp to see who will return punts, but **Adam Parks** is the frontrunner after doing a solid job the last two years.

On the kick return side, the Mules will no longer have the services of Bobby Guillory, but there are several players looking to step in and make an immediate impact. After spring camp, wideouts **Seth Mason** and **Ralph Watson** were receiving the majority of the reps.

Both possess tremendous speed, and Mason already has experience in that category, returning kicks in 2006 and 2007 for the Mules.

KICKERS, PUNTERS, & SNAPPERS

6	Aaron Jamieson	K	5-11	170	Soph-1L	Cassville, Mo.
11	Matt Jordan	P	6-0	195	Fresh-Rs	Ozark, Mo.
69	Zach Gebhardt	K	6-2	180	Fresh-Rs	Archie, Mo.
95	Drew Wier	LS	6-0	205	Junior-2L	Columbia, Mo.
	Sean Middleton	K	5-11	170	Soph-1L	Peculiar, Mo.

Central Missouri Offense (reflects only players here in the Spring)

Running Back

21 - Anthony Stewart
(5-9, 190, Senior)
25 - Tywon Hubbard
(6-0, 195, Senior)
9 - Ken Hedrington
(6-1, 215, Senior)

Fullback

35- Brent Boehringer
(5-10, 215, Senior)
37 - Darrian Salter
(5-11, 235, Junior)

"Z" Receiver

1 - Jamorris Warren
(6-1, 195, Senior)
83 - Reid Allison
(6-1, 180, Senior)

Quarterback

13 - Eric Czerniewski
(6-0, 190, Senior)
12 - Tommy Corwin
(6-0, 205, Junior)

"H" Receiver

16 - Seth Mason
(5-8, 170, Senior)
7 - Ralph Watson
(5-10, 170, Fresh-Rs)

"X" Receiver

8 - Taylor Dyer
(6-0, 185, Junior)
4 - Adam Parks
(5-10, 180, Senior)

Left Tackle

72 - Logan Freeman
(6-3, 290, Soph)
73 - Kody Boles
(6-3, 270, Soph)

Left Guard

65- Mark Schroeder
(6-3, 265, Soph)
66 - Jake Corcoran
(6-2, 275, Fresh-Rs)

Center

55 - Nate Stoffel
(6-4, 300, Junior)

Right Guard

61 - Hulas King
(6-2, 290, Soph)
66 - Jake Corcoran
(6-2, 275, Fresh-Rs)

Right Tackle

64- Darius Henderson
(6-4, 280, Senior)
73 - Kody Boles
(6-3, 270, Soph)

Tight End

84 - DeMarco Cosby
(6-3, 240, Senior)
10 - David Cannon
(6-2, 240, Soph)

Central Missouri Defense (reflects only players here in the Spring)

Defensive End

50 - Chris Mason
(6-0, 225, Soph)
98 - Cody Wright
(6-3, 215, Fresh-Rs)

Nose Guard

99 - Peni Fiuangaihetau
(6-2, 270, Senior)
93 - Reggie Dilworth
(6-0, 280, Soph)

Defensive Tackle

90 - P.J. South
(6-4, 280, Senior)
44 - Trey Jackson
(6-0, 280, Senior)

Defensive End

91 - Leland Wood
(6-2, 230, Senior)
96 - David Bax
(6-2, 225, Soph)

Buck Linebacker

39 - Calvin Patterson
(6-0, 220, Junior)
15 - Joe Carter
(6-0, 200, Soph)

Mike Linebacker

38 - Cody Scribner
(5-11, 215, Senior)
42 - Devin King
(5-11, 225, Soph)

Will Linebacker

26 - Brandon Clark
(5-11, 215, Fresh-MRs)
53 - Evan Knight
(6-1, 220, Soph)

Cornerback

22 - Deonte Ball
(6-0, 190, Senior)
28 - Carlos Bisch
(5-10, 180, Senior)

Strong Safety

23 - Brett Ginn
(5-10, 185, Soph)
2 - Joseph Bangali
(5-10, 190, Senior)

Free Safety

24 - Karl Parker
(5-8, 185, Senior)
27 - Patrick Lewis
(6-0, 190, Soph)

Cornerback

3 - Kor'Ree Manson
(5-9, 195, Senior)
28 - Carlos Bisch
(5-10, 180, Senior)

Central Missouri Specialists (reflects only players here in the Spring)

Punter

11 - Matt Jordan
(6-0, 195, Soph)
6 - Aaron Jamieson
(5-11, 170, Soph)

FG/XP/Kickoffs

6 - Aaron Jamieson
(5-11, 170, Soph)
69 - Zach Gebhardt
(6-2, 180, Fresh-Rs)

Long/Short Snapper

59 - Drew Wier
(6-0, 205, Junior)

Kick Return

16 - Seth Mason
(5-8, 170, Senior)
7 - Ralph Watson
(5-10, 170, Fresh-Rs)

Punt Return

4 - Adam Parks
(5-10, 180, Junior)



56 Kollin Ahearn

Linebacker

6-0 * 200 * Soph-1L


Overland Park, Kansas

St. Thomas Aquinas H.S.

As a freshman: Saw action in two games in a reserve role... Had a tackle against Fort Hays State... earned MIAA Academic Honor Roll... redshirted in 2008.

In high school: Head Coach: Kevin Kopecky - A three-year letterman, he helped lead his squad to the 2005 and 2006 district and regional championships, as well as the 2007 regional title... he earned all-state, All-Johnson County, and All-EKL as a senior while racking 117 tackles... he also competed in tennis and track and field.

Personal: Criminal justice major with a 3.40 GPA... born August 25, 1989... son of Chip and Monica Ahearn.



83 Reid Allison

Wide Receiver

6-1 * 180 * Senior-3L

Tipton, Missouri

Tipton H.S.

As a junior: Played in every game, making three grabs for 38 yards... had a career long 20 yard reception against Southwest Baptist... a member of the MIAA Academic Honor Roll.

As a sophomore: Saw action in 10 games, playing mostly on special teams... also played receiver in a reserve role... earned MIAA Academic Honor Roll for his work in the classroom.

As a freshman: Played in two games as a reserve wide receiver.

In high school: Head Coach: Tony Braby – three year letter winner ... earned All-Conference honors at wide receiver and running back and All-District honors at defensive back and running back.

Personal: Management major with a 3.54 GPA ... born October 12, 1987 ... son of Steve and Rholinda.... His father played baseball for the Mules in 1973.



22 Deonte Ball

Cornerback

6-0 * 190 * Senior-1L

Bolingbrook, Illinois

Arizona Western College

As a junior: Started seven and played in every game at corner... had 39 tackles and an interception... Had a career-high eight stops against Fort Hays State... grabbed his INT against Truman.

At Arizona Western: Head Coach: Tom Minnick – Played one year at Arizona Western... logged 30 tackles and one interception.

At Joliet: Attended Joliet Junior College (Ill.) as a freshman, playing for head coach Tom Minnick, then followed him to Arizona Western after the season... was a teammate of Anthony Stewart, Trey Jackson, and P.J. South there... made 31 tackles and led the team with five interceptions, along with a 10-2 record and an Iowa Bowl title... earned second-team all-conference and was the Midwest Conference Player of the Week during that season.

In high school: Attended Bolingbrook High School, playing for head coach John Ivlow... he was the high school teammate of Mules defensive lineman P.J. South.

Personal: Undecided on a major... born November 14, 1987... under the guardianship of his grandfather, Hereny Kinsey.

Career Stats at Central Missouri

Defensive	G	UT	AT	TOT	TFL	FF	FR	Int.	PBU	Sacks
2009	11	27	12	39	1.5-3	1	1-0	1-0	3	0-0



2 Joseph Bangali

Defensive Back

5-10 * 190 * Senior-1L

Alexandria, Virginia

Eastern Arizona College

As a junior: Started four and played in all 11 games at the bandit position... logged 50 tackles on the season, along with two interceptions... Had career-highs of nine stops against both Nebraska-Omaha and Missouri Southern... picked off passes against Missouri S&T and Missouri Southern... Earned MIAA Academic Honor Roll for his work in the classroom.

At Eastern Arizona: Head Coach: John O'Mera – Logged 50 tackles as a sophomore to rank third on the team... also tallied three stops for loss, two interceptions, and a sack while helping the Gila Monsters to an 8-3 record... In 2007 EAC went 10-2, winning the Chihuahua Bowl.

In high school: Attended Fort Union Military Academy in Virginia, playing for head coach John Shuman.

Personal: Information Systems major... born August 2, 1987... son of Munel Bangali.

Career Stats at Central Missouri

Defensive	G	UT	AT	TOT	TFL	FF	FR	Int.	PBU	Sacks
2009	11	24	26	50	2.5-10	1	0-0	2-30	3	0-0



17 DaMonte Bell

Cornerback

5-10 * 170 * Fresh-Rs

Florissant, Missouri

McCluer North H.S.

In high school: Head Coach: Jim Schottmueller - As a junior he was named first-team all-conference and second-team all-state at running back... he earned second-team all-league honors as a senior as well... also ran track and field and was a member of the state champion 4x100 relay that broke the state meet record... also finished third in the 100 meter dash and fourth in the 200 as a junior.

Personal: Undecided on a major... born April 4, 1991... son of Aldrico Bell and Phoelica McKenzie.



48 Andrew Bergeson

Defensive Back

6-0 * 190 * Junior-2L

Hannibal, Missouri

Hannibal H.S.

As a sophomore: Saw action in 10 games, racking up 30 tackles in the defensive backfield... put up a career-high seven stops against Emporia State, and blocked a extra point against Missouri Western...

As a freshman: Played in 10 games on the special teams unit... also saw time at defensive back in a reserve role... earned MIAA Academic Honor Roll for his work in the classroom.

In high school: Head Coach: Mark St. Clair - A three-time first team all-conference and all district pick at free safety, Bergeson also earned all-district honors as a quarterback and first-team all-conference accolades as a kick returner... He was a two-time all-state performer as well... He tallied 138 tackles and eight interceptions on defense to go with his 2,644 all-purpose yards and 17 punt returns for 325 yards and three touchdowns... Named the Quincy Herald Whig and KHQA Player of the Year in 2006 along with Defensive Player of the Year in 2005 from KHQA... He also starred on the basketball court, earning first-team all-conference and all-district as a junior.

Personal: Management major... son of Glen and Kim Bergeson.

Career Stats at Central Missouri

Defensive	G	UT	AT	TOT	TFL	FF	FR	Int.	PBU	Sacks
2008	10	2	2	4	0-0	0	0-0	0-0	0	0-0
2009	10	15	15	30	0-0	0	0-0	0-0	0	0-0
Total	20	17	17	34	0-0	0	0-0	0-0	0	0-0



28 Carlos Bisch

Cornerback

5-10 * 180 * Senior-3L

Festus, Missouri

St. Pius X H.S.

As a junior: Recorded six tackles and played in all 11 games, mostly on special teams.

As a sophomore: Made six tackles on the season, playing in all 11 games on special teams... also played in a backup role in the secondary.

As a freshman: Played in nine games, mostly on special teams while also playing running back in a reserve role.

In high school: Head Coach: Rick Overberg - A four-year letterman and all-conference performer, he also earned all-metro in his junior and senior campaigns... He was also an all-state selection for the conference champions... also competed in basketball and track, earning all-conference in both.

Personal: Born November 17, 1987 ... son of Lola Bisch.



35 Brent Boehringer

Fullback

5-10 * 215 * Senior-3L

St. Charles, Missouri

Francis Howell H.S.

As a junior: Saw action in all 11 games, playing fullback and on special teams... made 14 tackles on special teams... earned MIAA Academic Honor Roll for his classwork.

As a sophomore: Started in eight and played all 11 games at fullback, catching three passes for 22 yards and two touchdowns... tallied a score against Truman State and another against Emporia State... made four tackles on special teams... also earned MIAA Academic Honor Roll for his work in the classroom.

As a freshman: Played in 10 games, logging 15 stops on special teams and at linebacker... earned the Lights Out Award for best hit against Fort Hays State (Nov 11)... also had a season best four tackles in that game.

In High School: Head Coach: Larry Bronson - The team captain, he was named all-district while leading the team in tackles and earning Defensive MVP... also competed in baseball and was the team captain, grabbing all-district and Midwest Classic MVP honors for the district and sectional champions.

Personal: Business/marketing major with a 3.55 GPA ... born January 15, 1988 ... son of Brent and Kristie Boehringer... his father played football at Missouri State.

Career Statistics at Central Missouri

Defensive	G	UT	AT	TOT	TFL	FF	FR	Int.	PD	Sacks
2007	10	9	6	15	0.5-1	0	0	0	0	0
2008	11	2	2	4	0	0	0	0	0	0
2009	11	6	8	14	0-0	0	1-0	0	0	0
Total	32	17	16	33	0.5-1	0	1-0	0	0	0

Receiving	G	No.	Yds	Avg.	TD	Lg
2008	11	3	22	7.3	2	12
2009	11	0	0	0	0	-



73 Kody Boles

Offensive Line

6-3 * 270 * Soph-1L
 Lee's Summit, Missouri
 Lee's Summit West H.S.

As a freshman: Saw action in one game after battling injuries... redshirted in 2008.

In high school: Head Coach: Royce Boehm – Helped Lee's Summit West to a perfect 14-0 record and a Missouri 4A state title in 2007... He earned second-team all-conference and all-district honors as a senior as well on the offensive line.

Personal: Business management major with a 3.37 GPA... born March 23, 1990... son of Robert and Lori Boles.



John Burton

Defensive Back

6-1 * 180 * Fresh-Rs
 Overland Park, Kansas
 Blue Valley NW H.S.



10 David Cannon

Tight End

6-2 * 240 * Soph-1L
 St. Louis, Missouri
 Hazelwood East H.S.

As a freshman: Played in every game at tight end... had four catches for 55 yards, including a season-high 28-yard reception against Fort Hays State.

In high school: Head Coach: Corey Johnson – An All-Suburban North Conference pick at tight end and defensive end, he was also a team captain... a three-sport athlete, he was honorable mention all-conference as a junior for the basketball squad and a member of the third place 1,600-meter relay team at the state track meet... he also ran a 49.2 in the 400 as a junior.

Personal: Undecided on a major... born April 11, 1990... son of David Cannon and Karla White.



15 Joe Carter

Linebacker

6-0 * 200 * Soph-1L
 Kansas City, Missouri
 Grandview H.S.

As a freshman: Saw action in two games, making two tackles... Redshirted in 2008.

In high school: Head Coach: Jason Godfrey – A first-team all-conference and all-district selection, he also earned honorable mention all-metro honors as a senior, as well as the school's most outstanding athlete... as a junior he was a second-team all-conference pick... also wrestled for Grandview, and was a two-time state qualifier... he was second-team all-league as a senior, and honorable mention as a junior.

Personal: Undecided on a major... born July 23, 1989... son of Wayne Carter... his uncle Wayne also played football at UCM in 1994-95.



26 Brandon Clark

Linebacker

5-11 * 215 * Fresh-MRs
 St. Louis, Missouri
 Mehlville H.S.

In 2009: Saw action in two games before suffering a season-ending injury... recorded eight tackles, four in each of the first two games... received another medical redshirt

As a redshirt: Played in two games, recording three tackles before getting injured... received a medical redshirt.

In high school: Head Coach: Gary Heyde – The Defensive Player of the Year in Missouri, he logged 19 sacks and 102 tackles as a senior... he was also a first-team all-conference, all-metro, and all-state selection... led the Panthers to the state championship game in 2007, falling to Rockhurst in the Edward Jones Dome.

Personal: Criminal justice major with a 3.25 GPA... born June 30, 1990.



66 Jake Corcoran

Offensive Line

6-2 * 275 * Fresh-Rs

Lone Jack, Missouri

Lone Jack H.S.

In high school: Head Coach: Mike Hedrick - A four-year letterman for Lone Jack, he helped his squad to a state quarterfinal appearance... He also lettered four years for the baseball team, helping them to a district title... Wrestled for LJHS as well, lettering three years.

Personal: Criminal justice major... born May 1, 1991... son of Jim and Leslie Corcoran.



12 Tommy Corwin

Quarterback

6-0 * 205 * Junior-2L

St. Louis, Missouri

DeSmet H.S.

As a sophomore: Saw action in five games as the No. 2 quarterback in mop-up duty... was 15-of-29 for 222 yards and two touchdowns... tossed a touchdown against Fort Hays State and another against Northwest Missouri... Earned MIAA Academic Honor Roll as well.

As a freshman: Played in five games in a reserve role, going 12-of-18 for 118 yards... threw his first career touchdown against Missouri Southern in a 47-14 win... also earned MIAA Academic Honor Roll for his work in the classroom.

In 2007: Saw action in two games, going 6-of-8 for 93 yards and an interception... saw most of his action against Southwest Baptist (Oct 27) in the first half before getting injured... also played against Concordia-St. Paul in a reserve role... received a medical redshirt.

In high school: Head Coach: Pat Mahoney - Corwin was the team captain and quarterback for 6A Missouri State Champion, DeSmet High School... He threw for 2,900 yards and earned offensive player of the year honors from both the Missouri Football Coaches Association and St. Louis Associated Press... He also grabbed second-team all-Metro Catholic Conference and first-team St. Louis Post Dispatch All-Metro accolades... Broke the state record for passing yards in a title game with 482.

Personal: Journalism major with a 3.74 GPA... born May 4, 1988... son of David and Mary Jane Corwin.

Career Statistics at Central Missouri

Passing	G	Effic.	Att	Comp	Int	Pct	Yards	TDs	LP
2007	2	147.6	8	6	1	75.0	93	0	27
2008	5	140.1	18	12	0	66.7	118	1	37
2009	5	131.9	29	15	1	51.7	222	2	43
Total	12	136.9	55	33	2	60.0	433	3	43



ALL-AMERICAN

84 DeMarco Cosby

Tight End

6-3 * 240 * Senior-3L

Kansas City, Missouri

Lincoln Prep H.S.

A *Consensus Draft Services* Preseason Honorable Mention All-American.

As a junior: An honorable mention All-American, first-team all-region, and second-team All-MIAA pick... started every game at tight end, recording a team second-best 39 catches for 513 yards... led the team with five touchdown catches, including two against Southwest Baptist... He also had a career-high seven grabs in that contest... His lone 100-yard receiving game came against Missouri S&T with 114 yards... before the year, he was named a Preseason First-Team All-American by *Consensus Draft Services*.

As a sophomore: An honorable mention All-American, first-team all-region, and first-team All-MIAA selection... hauled in 29 catches for 623 yards and five touchdowns, including an 80-yard score against Missouri Southern (team season long)... His 623 yards receiving was a school record for a tight end in a season... His 21.5 yards per catch was the highest on the team as well... had season-highs of five catches against Truman State and 121 yards receiving against Emporia State... scored TD's in five different games and caught a pass in every game... started all 11 games at tight end.


As a freshman: Started the first five games at tight end before getting injured after seven games... caught two passes for 40 yards.

In high school: Head Coach: Roger Franks - Cosby was named the Interscholastic League Offensive Player of the Year at Lincoln Prep High School... all-conference performer at both tight end and safety while also earning all-district and honorable mention Metro Sports at offensive end... Cosby was also a standout basketball player at Lincoln Prep.

Personal: Computer science major... born July 2, 1988... son of Paul and Teresa Cosby.

Career Statistics at Central Missouri

Receiving	G	No.	Yds	Avg.	TD	Lg
2007	7	2	40	20.0	0	21
2008	11	29	623	21.5	5	80
2009	11	39	513	13.2	5	41
Total	29	70	1,176	16.8	10	80



20 Kenny Cunningham

Cornerback

5-10 * 160 * Fresh-Rs

Florissant, Missouri

McCluer North H.S.

In high school: Head Coach: Jim Schottmueller - A team captain his final two years, he was a first-team all-conference selection in both his

junior and senior seasons at defensive back... As a senior, he also won Most Valuable Player honors... Also competed for the baseball team.

Personal: Pre-Dental major... born November 5, 1990... son of Kenneth and Cynthia Cunningham.



** ALL-MIAA **

13 Eric Czerniewski

Quarterback

6-0 * 190 * Senior-3L

Montgomery City, Mo.

Montgomery City H.S.

As a junior: An honorable mention All-MIAA pick, he broke nearly every passing and total offense career record in the UCM record books... for the season he piled up 2,818 yards passing with 19 TD's and 11 INT's... his 230 completions on the season shattered the school record, while his 32 in a game against Washburn also broke a UCM mark... He had eight 200-yard passing games, and three 300-yard outings... He also matched his career-high with four TD strikes against Southwest Baptist and Missouri S&T, while rushing for another against SBU... he was also a member of the MIAA Academic Honor Roll for his classwork.

As a sophomore: An honorable mention All-MIAA selection and a regional finalist for the Harlon Hill Trophy, he broke the school records for total offense (3,010 yards) and passing yards (2,938) in a season, as well as the record for most 300-yard games (4) and most touchdowns responsible for (33) in a season... He moved into the career and single-season record books in every passing category... Had a career-high 371 yards passing against Fort Hays State, while also tallying 403 yards of total offense in the game, becoming only the third UCM player to go over 400 yards in a game... he led the MIAA in both passing and total offense, while his 27-to-6 TD to INT ratio was also a league best... had four TD passes against Emporia State and Missouri Southern (career-highs)... threw a TD pass in every game but one, and had 200+ yards in nine contests... also earned MIAA Academic Honor Roll.

As a freshman: Started nine games at quarterback... threw 14 touchdowns compared to 10 INT's while piling up 1,741 yards... tossed three touchdowns against Northwest Missouri (Oct 13) while completing a season-high 26 passes (T-4th most in UCM history)... also set a career-high with 365 yards passing against Missouri Western (Nov 3) to rank as the seventh most in a game in UCM history... earned MIAA Commissioner's Academic Honor Roll.

As a redshirt: Completed 13 of 21 passes in the first two games of the season before getting injured... threw his first career touchdown pass against Dakota State to tight end Ted Maxwell in the home opener... was granted a medical redshirt for the season in the summer of 2009.

In high school: Head Coach: Ben Blank – One of the most decorated quarterbacks in Missouri high school history, Czerniewski set state records for completions (775), attempts (1,235), yards (11,557), and touchdowns (140) in a career... He also set those records for a single season, going 285-of-452 for 4,407 yards and 52 touchdowns compared to only six interceptions... He led Montgomery City to its first ever appearance in the State Finals and was named all-district, all-conference, and all-area three times... He was the East Central Coaches Association Offensive Player of the Year and a three time all-state pick by both the coaches and media... Also helped his team to three district and conference championships... receives academic aid at UCM for his performance in the classroom.

Personal: Management major with a 3.49 GPA... born March 5, 1988...

son of Greg and Lu Ann Czerniewski.

Career Statistics at Central Missouri

Passing	G	Effic.	Att	Comp	Int	Pct	Yards	TDs	LP
2006	2	134.8	21	13	0	61.9	143	1	28
2007	9	119.6	268	148	10	55.2	1741	14	81
2008	11	151.5	349	205	6	58.7	2938	27	80
2009	11	137.1	370	230	11	62.2	2818	19	79
Total	33	137.4	1008	596	27	59.1	7640	61	81

Rushing	G	Att.	Yards	Avg.	TD	LR
2007	9	48	35	0.7	1	18
2008	11	67	72	1.1	6	13
2009	11	48	42	0.9	5	20
Total	33	163	149	0.9	12	20



93 Reggie Dilworth

Defensive Line

6-0 * 280 * Soph-1L


St. Louis, Missouri

McCluer North H.S.

As a freshman: Saw action in four games in a reserve role on the defensive line, recording six tackles... tallied three stops against Truman State... Redshirted in 2008.

In high school: Head Coach: Jim Schottmueller - An all-conference defensive end, he helped the squad to four district titles and two state runner up finishes... he also wrestled, qualifying for state two times and finishing third place in the state with a district title.

Personal: Management major ... born December 20, 1989 ... son of Reggie and Barbara Dilworth.



8 Taylor Dyer

Wide Receiver

6-0 * 185 * Junior-2L

Warrensburg, Missouri

Warrensburg H.S.

As a sophomore: Played in four contests, catching two passes for 14 yards and his first career touchdown against Fort Hays State.

As a freshman: Saw action in two games in a reserve role at wide receiver... made one grab for four yards against Missouri Southern... also made a tackle in that game.

In high school: Head Coach: Guy Albert – Lettered three years at Warrensburg High School and was named team most valuable wide receiver as well as second-team all-conference in 2006... had 21 grabs for 435 yards and four touchdowns as a senior while also placing second in the state in the 110 meter hurdles... placed fourth as a junior... was named to the honor roll in six out of seven semesters.

Personal: Undecided on a major... born October 2, 1988... son of Todd and Lisa Dyer... father played football for the Mules in 1982-83.



18 Tyler Ebert

Cornerback

5-10 * 170 * Soph-1L
Grain Valley, Missouri
Grain Valley H.S.

As a freshman: Battled injuries to play in five games in the defensive backfield and on special teams... recorded four tackles, including two against Missouri S&T.

As a redshirt: Received a medical redshirt due to injury in 2008.

In high school: Head Coach: Forrest Rovello - An all-conference defensive back, he helped Grain Valley to a conference title... he also ran track and played basketball... helped his track squad to the conference and sectional championships.

Personal: Undecided on a major... born March 14, 1989... son of David and Sherri Ebert... his cousin James Scully also played for the Mules from 2005-08.



54 Tony Farias

Defensive Line

6-2 * 255 * Soph-1L
Mission, Texas
Sharyland H.S.

As a freshman: Saw action in five games on the defensive line, recording a couple quarterback hurries.

In high school: Head Coach: Fred Sanchez - A first-team all-district 30 defensive end in Texas class 5A, he was also selected second-team All-Valley... was selected defensive player of the week on two occasions during his senior season while being picked as a pre-season first-team all-region IV player... also earned a chance to represent South Texas on the King Kameahmeah Pigskin Classic in Honolulu, Hawaii... received honorable mention all-district honors as a junior as well.

Personal: Business major... born May 26, 1990... son of Antonio and Jill Farias.



99 Peni Fiuangaihetau

Defensive Line

6-2 * 270 * Senior-1L
Lahaina, Hawaii
Phoenix College (Ariz.)

As a junior: Saw action in all 11 games on the defensive line... tallied 11 tackles and a half sack... recorded a season-high four stops against

Pittsburg State.

At Phoenix: Head Coach: Land Jacobsen - A preseason All-American as a sophomore there, he earned all-conference and all-region honors... logged 50 tackles, five sacks, and a forced fumble, helping the team to a 7-3 record.

At Weber State: Redshirted as a freshman for Division I Weber State in 2007 for head coach Ron McBride.

In high school: Head Coach: Bobby Watson - helped Lahainaluna High School to a 7-2-1 record as a senior and a 9-2 mark as a junior... was an all-conference selection on both the offensive and defensive line as a junior, before being named defensive MVP as a senior... team won the MIL title in 2004 and 2005.

Personal: Undecided on a major... born November 30, 1987... son of Tenita Fiuangaihetau and Mele Taufa... his brother, Sosaia Taufa, also plays for the Mules at defensive end.

Career Stats at Central Missouri

Defensive	G	UT	AT	TOT	TFL	FF	FR	Int.	PBU	Sacks
2009	11	3	8	11	0.5-2	0	0-0	0-0	0	0.5-2



72 Logan Freeman


Offensive Line

6-3 * 290 * Soph-1L
Jefferson City, Missouri
Helias H.S.

As a freshman: Played in eight games on the offensive line rotation... redshirted in 2008.

In high school: Head Coach: Chris Hentges - A first-team all-district pick as both a junior and senior on both the offensive and defensive line... he was an all-state selection by the Missouri Coaches Association on the defensive line and made the Central Missouri All-Area Team as well... also the team captain, he led the squad to a district title in 2007.

Personal: Hotel/restaurant management major with a 3.65 GPA... born March 22, 1990... son of David and Karen Freeman.



82 James Gagliardi

Wide Receiver

6-3 * 195 * Soph-Sq
Grain Valley, Missouri
Grain Valley H.S.

As a freshman: Played scout team quarterback... made the move to wide receiver in the spring of 2010... redshirted in 2008.

In high school: Head Coach: Forrest Rovello - Three year starter at quarterback, he posted a 30-5 record as the starter... had 2900 yards passing and 29 touchdowns... led the squad to a state semifinal as a senior and quarterfinal as a junior... earned all-area honorable mention three times, as well as KMZU Dream Team and first-team all-conference as a senior... he was also a three year letter winner and two-year starter in basketball, earning KMZU Dream Team and second-team

all-conference.

Personal: Biology major... born September 13, 1989... son of Jamie Gagliardi and Liz Gagliardi.



69 Zach Gebhardt

Placekicker

6-2 * 180 * Fresh-Rs

Archie, Missouri

Archie H.S.

In high school: Head Coach: Dale Long - A four-time all-conference and all-county kicker, he earned all-state honors as a senior... he was a two-time all-conference punter as well, and earned all-conference as a safety his junior year... as a senior he was an all-county quarterback, kicker, and punter, earning team MVP honors... a three-sport athlete, he also excelled on the basketball court and baseball field... he was a three-time all-conference selection for the basketball team, and earned several all-tournament team honors... for the baseball squad, he was all-state as a sophomore with a .523 batting average, and led the nation in batting average as a junior at .719... that season he was named all-state, all-district, team MVP, and a top player to watch by the MLB Draft 2009.

Personal: Undecided on a major... born February 4, 1991... son of Jack and Priscilla Gebhardt.



76 Jake Geiersbach

Defensive End

6-2 * 215 * Fresh-Rs

O'Fallon, Missouri

Ft. Zumwalt West H.S.

In high school: Head Coach: Paul Day - A first-team all-conference and all-district selection at defensive end, he helped lead his squad to a 9-3 overall record and a conference title as a senior... Piled up 91 tackles as a senior, along with seven sacks and four forced fumbles... In his career he helped FZWHS to four conference crowns and a district title... also competed for the basketball team.

Personal: Business operations management major... born November 18, 1990... son of Paul and Jody Geiersbach.



88 Kyson Ginavan

Wide Receiver

5-10 * 170 * Soph-1L

Olathe, Kansas

Olathe South H.S.

As a freshman: Played in six games, recording five catches for 75 yards... had a season-long grab of 43 yards against Missouri S&T, and had two catches for 54 yards in that game... redshirted in 2008.

In high school: Head Coach: Mark Littrell - A two-way player at Olathe South, he recorded five interceptions, 105 tackles, and nine pass break-ups as a defensive back and had 41 grabs for 639 yards and seven touchdowns at wideout... he also averaged 31 yards per punt return and was named the Metro Sports All-Purpose Player of the Year... helped his squad to the Kansas 6A state title game... Ginavan was a two-time All-Sunflower League pick at defensive back and once at wide receiver... he was a first-team All-Sun Country and All-Johnson County defensive back, earning Top 11 Elite Team for all classes by the Wichita Eagle... he was also a first-team all-state and all-metro pick on defense... earned the Olathe South "Mr. Football" award and participated in the Kansas Shrine Bowl... also lettered in basketball, baseball, and track.

Personal: Criminal justice major... born May 28, 1990... son of Bob and Barb Ginavan... Sister Kelsi played soccer at UCM from 2004-07... his father coached him as the defensive coordinator at Olathe South... Former Kansas State and Green Bay Packers quarterback Lynn Dickey is his second cousin.



23 Brett Ginn

Defensive Back

5-10 * 185 * Soph-1L

Arlington, Texas

Shawnee Mission West

As a freshman: Played in the first eight games before an injury shut him down, but made two starts at strong safety... tallied 21 tackles, including a career-high five against Pittsburg State... also recorded a half sack, forced fumble and a recovery against Southwest Baptist... grabbed his first career interception against Truman State... earned MIAA Academic Honor Roll for his work in the classroom.

As a redshirt: Blocked a punt against Emporia State before getting injured in that game... received a medical redshirt... a member of the MIAA Academic Honor Roll... true redshirt season came in 2007.

In high school: Head Coach: Tim Callahan - Played his sophomore and junior seasons at Mansfield Timberview High School in Mansfield, Texas before moving to Kansas and Shawnee Mission West for his senior season... as a senior, he played in the first three games before suffering a season ending injury but was a pre-season first-team all-state pick... He was a two-time team captain and an all-district linebacker and tailback as a sophomore and junior... He also earned a berth on the all-academic team twice.

Personal: Undecided on a major with a 3.97 GPA... born February 17, 1989... son of Jaime Ginn and Gabrielle Wyatt.

Career Stats at Central Missouri

Defensive	G	UT	AT	TOT	TFL	FF	FR	Int.	PBU	Sacks
2008	1	0	0	0	0-0	0	0-0	0-0	0	0-0
2009	8	8	13	21	0.5-3	1	1-0	1-8	1	0.5-3
Total	9	8	13	21	0.5-3	1	1-0	1-8	1	0.5-3



80 John Grinde

Wide Receiver

6-1 * 175 * Fresh-Rs

Warrensburg, Missouri

Warrensburg H.S.

In high school: Head Coach: Wiley Mead - A four-year letterman, he started at wideout his junior and senior seasons... he earned most improved player honors as a junior... had a 4.06 GPA and was a member of the National Honor Society.

Personal: Undecided on a major... born July 2, 1991... son of Scott and Debra Grinde... his father is the Head Football Coach at Warrensburg High School.



30 Colin Hanna

Defensive Back

6-0 * 215 * Soph-1L

Maryland Heights, Mo.

Pattonville H.S.

As a freshman: Saw action in five games, recording a tackle against Missouri S&T... grabbed MIAA Academic Honor Roll accolades for his work in the classroom... redshirted in 2008.

In high school: Head Coach: Doug Newton - A first-team All-Suburban North Conference quarterback, he helped his squad to the Class 6A state semifinals as a senior... a team captain as well, he passed for 1,217 yards and 12 touchdowns while rushing for 1,050 yards and 11 scores (5.7 yards per carry)... also a two-year starter on the basketball court, he was a Suburban North preseason all-conference pick... boasted a 3.8 grade-point average and was a member of the honor roll.

Personal: Physical education major with a 3.72 GPA... born June 11, 1990... son of Chad and Stacia Hanna.



9 Ken Hedrington

Running Back

6-1 * 215 * Senior-1L

Fresno, California

Fresno City College (Calif.)

As a junior: Battled injuries most of the season to play in only three games... Had two catches for 18 yards and four carries for 25 yards with a touchdown on the season... best game came against Truman, rushing for 25 yards and a touchdown while catching one pass for nine yards.

At Fresno City: Head Coach: Tony Caviglia - Rushed for a team-high

649 yards and five TD's as a sophomore, leading the Rams to a 6-4 overall mark... as a freshman he rushed for three touchdowns while helping the squad to a 7-4 overall record... finished his career in the top 10 in school history with 1,100 yards.

In high school: Attended Bullard High School in Fresno, Calif., playing for head coach Don Arax... rushed for 1,800 yards and 31 touchdowns as a senior.

Personal: Business major... born February 5, 1988... son of Orlonzo Hedrington and Jaslyn Hedrington.



78 Jacob Heimsoth

Offensive Line

6-7 * 340 * Fresh-Rs

Concordia, Missouri

Concordia H.S.

In high school: Head Coach: John Cox - Helped his squad to a sectional and district title as a senior, earning first-team all-conference, Kansas City all-area, and all-state honors on the offensive line, as well as honorable mention all-league on the defensive line... as a junior he was also a first-team all-conference pick while grabbing second-team honors on defense... he also earned third-team all-state as a junior to go with his all-district honors.

Personal: Management major... born September 20, 1990... son of Timothy and Georgia Heimsoth.



64 Darius Henderson

Offensive Line

6-4 * 280 * Senior-1L

Chicago, Illinois

College of DuPage (Ill.)

As a junior: Started all 11 games at left tackle for the Mules.

At College of DuPage: Head Coach: Fred Fimbers - An all-conference and all-region selection for the the Chaparrals.

In high school: Attended Chicago Vocational Academy, where he was an all-conference and all-area selection on the gridiron for head coach Charles Chambers... He was also an all-conference performer for the bowling team in high school.

Personal: Business management major... born February 13, 1989 ... son of Stanly Mack and Sonia Henderson.



29 Scott Hill

Defensive Back

5-10 * 190 * Junior-1L
Overland Park, Kansas
Benedictine (Kan.)

As a sophomore: Saw action in two games in a reserve role at defensive back... made three tackles, two against Missouri S&T... earned MIAA Academic Honor Roll for his work in the classroom.

At Benedictine: Played at Benedictine for one season before transferring to UCM in the spring of 2009.

In high school: Head Coach: Steve Rampy - Played at Blue Valley High School where he helped them finish second in the state in 2005, before going 13-0 and winning the state title in 2006... As a senior he racked up 95 tackles, three interceptions, and three sacks to earn second-team All-EKL and honorable mention All-Sun accolades... He also competed one season for the baseball and track teams.

Personal: Political science major with a 3.64 GPA... born November 23, 1988... son of Charlie and Danita Hill.



63 Josh Holbert

Linebacker

6-1 * 190 * Soph-1L
Overland Park, Kansas
Blue Valley NW H.S.

As a freshman: Played in nine games on the special teams unit and at linebacker... recorded eight tackles, including three stops against Missouri Southern... Grabbed MIAA Academic Honor Roll as well... redshirted in 2008.

In high school: Head Coach: Mike Zegunis - Played linebacker, defensive back, and wide receiver at Blue Valley Northwest, earning letters in his final two campaigns... the team captain for the Huskies, he was selected to the All-East Kansas first-team and was honorable mention all-metro and all-class at linebacker... was named his team's defensive MVP with a school-record 140 tackles (75 solo, 65 assisted), 10 for loss, three sacks, and three forced fumbles... also competed in track, qualifying for state in the 400, 200 and 4x400... in the honors college at UCM and received the Black and Red Merit Scholarship... named a Greater Kansas City Football Coaches Association Kansas Scholar as well for his work in the classroom.

Personal: Biology major with a 3.64 GPA... born October 23, 1989... son of Mark and Heather Holbert... brother of Mules defensive back Travis Holbert.



86 John Holloway

Tight End

6-1 * 230 * Junior-Sq
Warrenton, Missouri
St. Charles C.C. (Mo.)

As a sophomore: Member of the scout team.

In high school: Head Coach: Steve McDowell - Attended Warren County High School, graduating in 2005... Earned all-district and all-conference honors three times at tight end.

Personal: Corporate fitness major... born December 22, 1986... son of John and Brenda Holloway.



25 Tywon Hubbard

Running Back

6-0 * 195 * Senior-1L
Shawnee, Kansas
Butler County C.C. (Kan.)

As a junior: Played in nine games at running back in a backup role... recorded 24 carries for 95 yards, and eight catches for 60 yards... caught a touchdown pass against Southwest Baptist, and recorded a season-high three grabs for 57 yards in the contest... best rushing game came against Missouri S&T, logging 10 carries for 57 yards.

At Butler County: Head Coach: Troy Morrell - Helped Butler to back-to-back national championships, going 11-1 in 2008... as a sophomore he rushed for 615 yards and four touchdowns to rank second on the team and earn honorable mention all-conference... he averaged 5.2 yards per carry and over 50 yards per game.

In high school: Head Coach: Steve Rampy - Attended Blue Valley High School in Stillwell, Kan.... helped the team to a state runner-up finish as a junior with an 11-2 overall record, rushing for 940 yards and 15 TD's... took second in the state with a 13-1 mark as a senior, gaining 1,403 yards and 20 touchdowns.

Personal: Undecided on a major... born October 17, 1987... son of Tracy Sowell.

Career Statistics at Central Missouri

Rushing	G	Att.	Yards	Avg.	TD	LR
2009	9	24	95	4.0	0	22

Receiving	G	No.	Yds	Avg.	TD	Lg
2009	9	8	60	7.5	1	30



49 Dennis Hutchings

Running Back

5-9 * 205 * Fresh-Rs

Holden, Missouri

Holden H.S.

In high school: Head Coach: Rich Johnson – Led the Eagles to an 11-1 record as a senior, rushing for a state-leading 2,549 yards... He also scored 31 touchdowns and averaged nearly 11 yards per carry... He was a first-team all-state, all-conference, and all-district selection as well... earned all-district and all-conference honors three times, all-state twice, and KMZU Offensive Player of the Year... also earned all-district and all-conference as a linebacker as both a junior and senior... helped the squad to four conference titles, two district championships, and a regional crown (senior year)... also competed in track and field, winning all-conference and all-district on the 4x400 relay as a sophomore.

Personal: Athletic training major... born June 6, 1990... son of Stoney and Myra Hutchings.



58 Miles Jaben

Defensive Line

6-1 * 260 * Junior-2L

Overland Park, Kansas

Blue Valley H.S.

As a sophomore: Saw action in nine games, making the transition from defensive to offensive line... recorded a tackle against Pittsburg State... a member of the MIAA Academic Honor Roll.

As a freshman: Played in three games, recording one tackle on the defensive line... earned MIAA Academic Honor Roll for his work in the classroom.

In high school: Head Coach: Steve Rampy - Played on both the offensive and defensive lines, helping the squad to district, regional, sectional, and sub-state titles in 2005 and 2006... on offense he was named second-team All-EKL and Johnson County as well as honorable mention all-metro... on the defensive side he was a first-team All-EKL pick and a second-team All-Johnson County selection.

Personal: Construction management major with a 3.29 GPA... son of Mike and Carrie Jaben.



44 Trey Jackson

Defensive Line

6-0 * 280 * Senior-1L

Indianapolis, Indiana

Joliet J.C. (Ill.)

As a junior: Battled early season injuries, but finished the year strong, picking up 20 tackles in eight games on the defensive interior... Had a season-high five stops against Missouri Southern, two tackles for loss against Washburn, and a sack against Nebraska-Omaha.

At Joliet: Head Coach: Jeremy Richardson - Piled up 51 tackles, eight sacks, and 11 stops for loss as a sophomore... led his team to the Iowa Bowl title and a 10-2 record as a freshman for head coach Tom Minnick, logging 43 tackles, three sacks, and 11 for loss... played both inside and outside on the line, earning all-conference both seasons.

In high school: Head Coaches: Kevin Wright and Steve Tutsie - Attended Warren Central High School in Indianapolis, Ind... helped his team to a No. 7 national ranking and an undefeated 15-0 record with a state title as a senior... earned all-conference that season... his squad won four consecutive state championships during his career there.

Personal: Secondary physical education major... born April 11, 1989... son of Tracy Jackson and Leslie Jackson.

Career Statistics at Central Missouri

Defensive	G	UT	AT	TOT	TFL	FF	FR	Int.	PBU	Sacks
2009	8	6	14	20	4.5-18	0	0-0	0-0	1	1-12



6 Aaron Jamieson

Placekicker

5-11 * 170 * Soph-1L

Cassville, Missouri

Cassville H.S.

As a freshman: Had a solid true freshman season as the starting kicker... Was 6-of-9 in field goals and 42-of-45 in extra points... best game came against Fort Hays State, kicking two field goals and six extra points for 12 points... season long field goal was 43 yards against Pittsburg State... averaged 58.6 yards per kickoff with two touchbacks... grabbed MIAA Academic Honor Roll for his work in the classroom.

In high school: Head Coach: David Large – Played on the Class 3A Missouri State Championship team in 2008... He capped off his senior year with the third longest field goal in Show-Me Bowl history with a 42-yarder... Has been the first-team All-Big 8 kicker three times, as well as first-team all-district three times... In 2008, he was first-team all-state in both the coaches and media polls... He also received first-team all-area honors as a kicker from the Joplin Globe in 2007 and 2008... The Springfield News Leader named him to the All-Ozark first-team in 2008... He finished 2008 48/51 on PAT, had 51 touchbacks, and a 38 yard punting average... also played soccer, earning all-district three times and all-region once... he is the all-time career and assist leader in school history, and led his team to the state semifinals twice.


Personal: Undecided on a major... born February 20, 1991... son of

Terry and Jill Jamieson.

Career Statistics at Central Missouri

FIELD GOALS	FG-A	Pct	01-19	20-29	30-39	40-49	50+	Lg	Blk
2009	6-9	66.7	0-0	4-5	1-2	1-2	0-0	43	2

KICKOFFS	No.	Yds	Avg	TB	OB
2009	65	3811	58.6	2	0



85 Kevin Johnson

Wide Receiver

6-1 * 185 * Soph-1L

Lee's Summit, Missouri

Lee's Summit H.S.

As a freshman: Saw action in three games at wideout in a reserve role... redshirted in 2008.

In high school: Head Coach: Mike Spiegel - An all-conference wide receiver, he also competed for the conference champion track and field team... earned all-conference honors in the high jump.

Personal: Undecided on a major... born March 7, 1990... son of Kevin and Eleanor Johnson.



11 Matt Jordan

Punter

6-0 * 195 * Soph-Sq


Ozark, Missouri

Ozark H.S.

As a freshman: Served as the backup punter... saw no game action... redshirted in 2008.

In high school: Head Coach: Chris Allison - The Ozark Athlete of the Year, he led Ozark to the Missouri 4A state semifinals as a senior, earning first-team all-conference, all-district, All-Ozark, and all state as a punter and defensive back... also played quarterback, throwing for 1,150 yards and 17 touchdowns... he averaged 40.2 yards per punt and picked off six passes as a defensive back while ranking third on the team in tackles... a three-sport athlete, he averaged 10 points a game in basketball to earn all-conference and take the team to the final four in the state, and was an all-conference pitcher, going 5-0 as a junior for the baseball team that also won the state title... he also maintained a 3.72 grade-point average.

Personal: Biology major... born March 30, 1990... son of Sid and Teresa Jordan.



42 Devin King

Linebacker

5-11 * 225 * Soph-1L

St. Louis, Missouri

DeSmet H.S.

As a freshman: Played the final six games of the season as a true freshman at linebacker, starting five of them... in his debut game against Truman State, he had 12 tackles, a forced fumble, and 1.5 sacks... had at least five stops in each game, and finished the season with 41 tackles... Did not see action the first five games, but removed his redshirt due to injuries to the linebacking core.

In high school: Head Coach: Pat Mahoney - A Blue Chip All-American, he was the runner-up for Defensive Player of the Year in the St. Louis area... He earned All-MCC, All-Metro, all-state, and all-conference in his career, starting all four years at linebacker... teammate of Mules quarterback Tommy Corwin, he helped the squad to the 2005 Missouri 6A state title.

Personal: Business management major... born August 6, 1990... son of Johnnie King and Yolanda Rhodes.

Career Statistics at Central Missouri

Defensive	G	UT	AT	TOT	TFL	FF	FR	Int.	PBU	Sacks
2009	6	20	21	41	2.5-9	1	0-0	0-0	2	1.5-8



61 Hulas King

Offensive Line

6-2 * 290 * Soph-Sq

Florissant, Missouri

McCluer North H.S.

As a freshman: Saw no game action after moving over to play offensive line from defense... redshirted in 2008.

In high school: Head Coach: Jim Schottmueller - played on the offensive and defensive line for McCluer North, earning All-Suburban North Conference for both as a senior... also a first-team All-St. Louis Metro and Missouri all-state pick on the offensive line... a letterman for the basketball team, he was a member of the Missouri State Championship team as a junior.

Personal: Communications major... born October 12, 1989... son of Douglas and Elva King.



53 Evan Knight

Linebacker

6-1 * 220 * Soph-1L
Maryland Heights, Mo.
Pattonville H.S.

As a freshman: Played in eight games, starting one at linebacker... logged 33 tackles, including 10 against Washburn... battled injuries for the last part of the season... earned MIAA Academic Honor Roll for his work in the classroom... redshirted in 2008.

In high school: Head Coach: Doug Newton – A first-team All-Suburban North Conference linebacker, he also earned first-team All-St. Louis Metro and Class 6A all-state honors... the team captain, he helped his squad to the state semifinals as a senior... recorded 163 total tackles, 11 for loss, and had three sacks, three fumble recoveries, and three interceptions... also an honor roll student with a 3.6 grade-point average in high school.

Personal: Physical education major with a 3.72 GPA... born November 13, 1989... son of Chris and Sandy Knight.

Career Statistics at Central Missouri

Defensive	G	UT	AT	TOT	TFL	FF	FR	Int.	PBU	Sacks
2009	8	7	26	33	2.5-7	0	0-0	0-0	0	0-0



33 Phillip Lashley

Defensive Back

5-10 * 175 * Soph-1L
St. Clair, Missouri
St. Clair H.S.

As a freshman: Saw action in two games, recording three tackles.

In high school: Head Coach: John Butler – Was selected first-team all-district, all area, and all-conference at free safety as a sophomore, junior, and senior... he was also named third team all-state as a sophomore and second-team all-state as a junior... Lashley was also the defensive most valuable player for his squad... also lettered four years for the basketball team, earning all-district honors in 2007 while leading the team to a district title and a state quarterfinal appearance.

Personal: Undecided on a major... born June 4, 1990... son of James and DeAnna Lashley.



27 Patrick Lewis

Defensive Back

6-0 * 190 * Soph-1L
Kansas City, Missouri
Park Hill H.S.

As a freshman: Saw action in 11 games in the defensive backfield and on special teams, recording 22 tackles... had a career-high seven stops against Pittsburg State... grabbed MIAA Academic Honor Roll for his classwork... redshirted in 2008.

In high school: Head Coach: Greg Reynolds (UCM alumnus) – A Missouri class 5A all-district team selection, he was also a first-team pick to the all-conference, All-Northland, and all-metro squads as a senior... He racked up 94 tackles and had three interceptions during his final campaign as well... he earned defensive back of the year on two occasions as well... a team captain, he led the team to state semifinal appearances in 2005 and 2006 while winning the conference title in 2007... also had a 3.5 grade-point average.

Personal: Undecided on a major with a 3.41 GPA... born April 1, 1990... son of Roger Lewis and Ramona Lewis.

Career Statistics at Central Missouri

Defensive	G	UT	AT	TOT	TFL	FF	FR	Int.	PBU	Sacks
2009	11	11	11	22	0-0	0	0-0	0-0	0	0-0



3 Kor'Ree Manson

Cornerback

5-9 * 195 * Senior-2L
St. Louis, Missouri
Rockwood Summit H.S.

As a junior: Played in all 11 games, starting nine at cornerback... logged 48 tackles, including a season-high nine against Nebraska-Omaha... Had interceptions against Pittsburg State and Missouri Southern... tied the team-high with six pass break-ups.

As a sophomore: Played in every game and started six for the Mules at corner... racked up 38 tackles and broke up five passes... Had a season-high 10 tackles against Missouri Western to go with his two pass break-ups... also recovered a fumble and returned it 15 yards against Pittsburg State.

In high school: Head Coach: Mike Bellers - Elected by his peers as a team captain, he was a first-team All-Suburban South defensive back as a senior ... added second-team all-conference honors as a wide receiver, and was also named third-team all-state... he also wrestled and ran track, earning all-state honors in both.

Personal: Physical education major... born July 5, 1986... son of Grace Caldwell.

Career Stats at Central Missouri

Defensive	G	UT	AT	TOT	TFL	FF	FR	Int.	PBU	Sacks
2008	11	18	20	38	0-0	0	1-15	0-0	5	0-0
2009	11	25	23	48	0-0	0	0-0	2-0	6	0-0
Total	22	43	43	86	0-0	0	1-15	2-0	11	0-0



50 Chris Mason

Defensive End

6-0 * 225 * Soph-1L
Columbia, Missouri
Hickman H.S.

As a freshman: Saw action in five games, recording one tackle... Earned MIAA Academic Honor Roll... redshirted in 2008.

In high school: Head Coach: Jason Wright - An all-district performer at defensive end as a senior, he was also the team captain as a junior and senior in 2006 and 2007.

Personal: Undecided on a major with a 3.22 GPA... born September 11, 1990... son of Larry Mason and Adonna Mason.



16 Seth Mason

Wide Receiver

5-8 * 170 * Senior-2L
Ozark, Missouri
Ozark H.S.

As a junior: Started all 11 games at wide receiver, catching 22 passes for 354 yards and a touchdown... best game came against Fort Hays State, grabbing five passes for 119 yards... also caught a 31-yard TD against Missouri S&T.

As a redshirt: Received a medical redshirt in 2008 after an injury in the second game of the year... caught two passes for 13 yards.

As a sophomore: Returned kicks and punts... also started three games at wide receiver and had 11 grabs for 105 yards and two touchdowns... both scores came against Concordia-St. Paul as he earned offensive MVP honors... grabbed special forces MVP against Emporia State.

As a freshman: As a true freshman, returned kicks, punts, and saw action at wide receiver... had 12 grabs for 108 yards and returned 12 kickoffs for 225 yards, an 18.8 average... blocked a punt against Lincoln and recovered it for a touchdown, earning special forces MVP... also grabbed special forces MVP for his play against Washburn... qualified for nationals on the UCM 4x100 relay team.

In high school: Head Coach: Chris Allison - Mason was named a class 4A all-state performer at running back for Ozark High School by both the Missouri Football Coaches Association and media... He was first-team all-district and All-Ozarks as well as being named all-state in track as a sprinter... Also earned All-Southwest Missouri Football Coaches Association as both a running back and kick returner.

Personal: Business major ... born February 16, 1987 ... son of Lee Mason and Camber Olsen... also runs track for the Mules.

Career Statistics at Central Missouri

Receiving	G	No.	Yds	Avg.	TD	Lg
2006	11	12	108	9.0	1	15
2007	11	11	105	9.5	2	19
2008	2	2	13	6.5	0	7
2009	11	22	354	16.1	1	41
Total	35	47	580	12.3	4	41

Punt Returns	G	No.	Yds	TD	Lg
2006	11	2	21 (block)	1	7
2007	11	6	21	0	10
Total	24	8	42	1	10

Kick Returns	G	No.	Yds	TD	Lg	Avg/R
2006	11	12	225	0	33	18.8
2007	11	5	116	0	28	23.2
Total	24	17	341	0	33	20.1



46 Darien McKie-Linzie

Defensive Back

5-11 * 210 * Soph-1L
Lee's Summit, Missouri
Lee's Summit West H.S.

As a freshman: Played in one game.

In high school: Head Coach: Royce Boehm - Helped Lee's Summit West to a perfect 14-0 season and a Missouri 4A state title as a senior... logged 72 tackles, three sacks, and two interceptions that season, including one that was returned for a touchdown... earned all-conference and all-state in both his junior and senior seasons as well... also ran track and played basketball two seasons.

Personal: Undecided on a major... born August 30, 1989... son of James and Valerie McKee-Linzie.



Sean Middleton

Placekicker

5-11 * 170 * Soph-1L
Peculiar, Missouri
Longview C.C. (Mo.)

As a freshman: Played in the season opener... missed his only extra point attempt.

In high school: Head Coach: Tom Kruse - Played for the three-time state champion Panthers of Raymore Peculiar High School... earned all-conference honors three times as well as all-district and all-county on a couple occasions each at kicker.

Personal: Business major... born June 30, 1989... son of John Middleton and Julie Hill.



89 Bryce Murray

Tight End

6-3 * 230 * Soph-1L

Shawnee, Kansas

Shawnee Mission NW HS

As a freshman: Saw action in seven games, mostly on special teams.

In high school: Head Coach: Aaron Barnett – A first-team all-state selection, he earned a selection to the Johnson County All-Star Team as a senior... a second-team All-Sunflower League pick, he also grabbed honorable mention All-Sun Country on the defensive line... helped lead Shawnee Mission Northwest to the Sunflower League title, finishing his career with more than 117 tackles and 11 sacks.

Personal: Undecided on a major... born March 30, 1990... son of Scott and Michelle Murray.



47 Ovie Oghenejobo

Linebacker

6-1 * 215 * Soph-Sq

Raytown, Missouri

Raytown H.S.

As a freshman: Did not see any game action, battled injuries.

In high school: Head Coach: Ken Clemens – A second-team all-conference pick as a senior at Raytown, he recorded 47 tackles and two interceptions in 2007... was also a first-team all-conference pick as a junior and served as the team captain for two years... competed in basketball and track as well... he maintained a 3.2 grade-point average and was selected as his school's homecoming king.

Personal: Secondary education major... born September 14, 1989... son of Allen and Patricia Oghenejobo.



24 Karl Parker

Defensive Back

5-8 * 185 * Senior-3L

Kansas City, Missouri

Raytown South H.S.

As a junior: Started the first six games and played all 11 at the bandit backer spot... ranked third on the team with 57 tackles... Had a career-high eight tackles against Missouri Southern... picked off a pass against Fort Hays State, and recovered a fumble against Truman State... Earned MIAA Academic Honor Roll accolades for his classwork.

As a sophomore: Played in 10 contests, making 23 tackles... He picked off a pass against Arkansas Tech and recovered a fumble against

Washburn... had six stops in each of the first three games of the season... earned MIAA Academic Honor Roll for his work in the classroom.

As a freshman: Saw action in nine games, mostly on special teams... also saw time at cornerback, filling in for injured starters... grabbed his first career interception against Emporia State... had 11 tackles on the season.

In high school: Head Coach: David Allie – Parker was the conference Player of the Year at Raytown South High School... He was named first-team all-conference, All-Metro Sports, and All-Independence Examiner... Also grabbed second-team all-state honors.

Personal: Management major with a 3.11 GPA... born May 27, 1988... son of Kelvin and Sharon Parker.

Career Stats at Central Missouri

Defensive	G	UT	AT	TOT	TFL	FF	FR	Int.	PBU	Sacks
2007	9	8	3	11	0-0	0	0-0	1-0	0	0-0
2008	10	6	17	23	0-0	0	1-0	1-15	2	0-0
2009	11	20	37	57	3-15	0	1-11	1-0	3	1.5-9
Total	30	34	57	91	3-15	0	2-11	3-15	5	1.5-9



4 Adam Parks

Wide Receiver

5-10 * 180 * Senior-3L

Olathe, Kansas

Olathe East H.S.

As a junior: Started every game at wide receiver, catching 37 passes for 403 yards to rank third on the squad... best contest came against Nebraska-Omaha, logging four grabs for 103 yards, including a 79-yard bomb... had at least a catch in every game but one... Had a season-high seven catches against Northwest Missouri... also returned punts for the Mules, and had a 48-yarder against Missouri Southern.... earned MIAA Academic Honor Roll as well.

As a sophomore: Played in all 11 games, making 19 catches for 238 yards... averaged 12.5 yards per catch... best game came in the season finale against Fort Hays State, grabbing six catches for 94 yards and a long of 34 yards... also returned punts... earned MIAA Academic Honor Roll as well.

As a freshman: Started seven games, grabbing 19 passes for 222 yards... scored his first and only touchdown against Minnesota State.

In high school: Head Coach: Jeff Meyers – Helped Olathe East High School to a runner-up finish in the state... He earned first-team all-state, All-Sun Country, All-Sunflower League, All-Johnson County, and Kansas City Star All-Metro accolades as a senior... He was also invited to play in the MoKan All-Star Game... receives academic aid at UCM for his performance in the classroom.

Personal: Marketing major with a 3.11 GPA... born December 9, 1987... son of Gerald and Mary Parks... his brother Anthony played wide receiver for the Mules in 2007.

Receiving	G	No.	Yds	Avg.	TD	Lg
2007	11	19	222	11.7	1	31
2008	11	19	238	12.5	0	34
2009	11	37	403	10.9	0	79
Total	33	75	863	11.5	1	79

Punt Returns	G	No.	Yds	TD	Lg
2007	11	17	127	0	22
2008	11	27	271	0	43
Total	22	44	398	0	43



39 Calvin Patterson

Linebacker

6-0 * 220 * Junior-2L

Fulton, Missouri

Fulton H.S.

As a sophomore: Played in nine contests, starting five at linebacker... had 47 tackles on the season, including a career-high 14-stop outing against Pittsburg State... was injured during the middle portion of the season, forcing him to miss two games... recovered a fumble against the Gorillas as well.

As a freshman: Saw action in eight games, mostly on special teams... recorded nine tackles on the season.

In high school: Head Coach: Pat Kelley – A four-year starter, Patterson earned first-team all-conference three consecutive times, including a unanimous selection as a senior... He also earned first-team all-district twice and was a first-team all-state pick by both the coaches and writers... Patterson earned the Fulton High School John Fisher Integrity Award and was named to the Columbia Tribune All-Area Team as a senior... He recorded 412 career tackles while lettering four years for the varsity basketball squad, starting two seasons.

Personal: Undecided on a major... born December 21, 1988... son of Jeff Patterson and Tracy Coleman.

Career Stats at Central Missouri

Defensive	G	UT	AT	TOT	TFL	FF	FR	Int.	PBU	Sacks
2009	9	16	31	47	0.5-2	0	1-0	0-0	1	0.5-2



5 Mike Petersen

Quarterback

6-4 * 190 * Fresh-Rs

Overland Park, Kansas

Blue Valley NW H.S.

In high school: Head Coach: Mike Zegunis – A two-year starter, he earned honorable mention All-EKL, All-Johnson County, and all-state honors as a senior... He broke the school records for passing yards with 1,980 in a season and 3,120 in a career... tossed 23 touchdowns in his career as well... helped the squad to a sectional title as a senior... the team captain, he was named Metro Sports and 610 Radio Athlete of the Week during the season... also competed for the baseball and basketball teams, earning two times all-conference on the diamond, and all-conference as a senior on the court.

Personal: Business major... born September 4, 1990... son of Randy and Pat Petersen.



45 T.J. Peyton

Cornerback

5-8 * 170 * Fresh-Rs

St. Louis, Missouri

Hazelwood East H.S.



14 Corey Pfaff

Defensive Back

5-11 * 190 * Soph-Sq

St. Clair, Missouri

St. Clair H.S.

As a freshman: Scout squad member... redshirted in 2008.

In high school: Head Coach: John Butler – A three-time first-team all-conference selection at linebacker, he also earned first-team all-area twice and All-East Central District once... he also played running back, taking first-team all-area and all-conference two times while helping the team to the 2004 state semifinals... a second-team all-conference performer in the 100, 200, and 4x100 on the track as well... he competed three years in track, winning the district title in 2005 and the conference championship in 2006... spent two years on the wrestling team.

Personal: Exercise science major ... born December 15, 1989... son of Michael Pfaff and Justine Daniels.




59 Scott Robinson

Defensive Line

6-0 * 240 * Soph-Sq

Chicago, Illinois

Morgan Park H.S.



37 Darrian Salter

Fullback

5-11 * 235 * Junior-2L
St. Louis, Missouri
McCluer H.S.

As a sophomore: Played all 11 games at fullback and on special teams... recorded three tackles and returned one kickoff.

As a freshman: Played in all 11 games at fullback... served as the lead blocker for All-MIAA running back Glenn Milner.

In high school: Head Coach: Joe Henke - Played both linebacker and running back for the Comets... was an honorable mention All-Suburban North Conference selection at both linebacker and running back... also earned all-conference honors as a junior linebacker... served as the team captain during his senior season.

Personal: Undecided on a major.



65 Mark Schroeder

Offensive Line

6-3 * 265 * Soph-1L
Jefferson City, Missouri
Jefferson City H.S.

As a freshman: Played in four games on the offensive line... Earned MIAA Academic Honor Roll... redshirted in 2008.

In high school: Head Coach: Ted LePage – An all-district offensive lineman and two-year starter at Jefferson City, he was a member of the four-lift 1,100 pound club as a sophomore and the three-lift 1,000 pound club as a junior and senior... he maintained a 4.02 grade-point average and was the Rotary Student of the Month as a senior... also elected to attend the National Youth Leadership Conference in Washington, D.C. during his senior spring season... he will be in the honors college at UCM as well... also lettered two years for the track and field team, throwing the shot put and the discus.

Personal: Pre-law major with a 3.66 GPA... born December 29, 1989... son of Roger and Carolyn Schroeder... both of his parents graduated from Central Missouri.



38 Cody Scribner

Linebacker

5-11 * 215 * Senior-3L
Overland Park, Kansas
Blue Valley H.S.

As a junior: Started every game at linebacker for the Mules, leading the team in tackles... Had at least three stops in every game, and season-highs of 10 against both Southwest Baptist and Missouri Western... also had 3.5 tackles for loss, and blocked an extra point against Emporia State... Earned MIAA Academic Honor Roll for his classwork.

As a sophomore: Saw action in all 11 games, starting four at linebacker... he recorded 48 tackles on the year, including 2.5 sacks... tallied a career-high 11 tackles against Northwest Missouri while also recovering a fumble in that game... made starts in four of the final six games... earned MIAA Academic Honor Roll as well.

As a freshman: Played in 10 games recording seven tackles, 1.5 for loss... saw most of his action on special forces with limited time at LB.

In high school: Head Coach: Steve Rumpy – Scribner was the Johnson County Defensive Player of the Year as a senior and was named to the Top 11 by both the Wichita Eagle Beacon and Topeka Capital Journal... He was also named first-team all-state, All-Johnson County, All-Sun Country, All-EK League, All-Metro Sports and Kansas City Star All-Metro.

Personal: Physical education major with a 3.66 GPA... born August 16, 1988 ... son of William and Cynthia Scribner... father was a punter for the Green Bay Packers and Minnesota Vikings... his grandfather, Doyle Schick, was a fullback for the Washington Redskins.

Career Stats at Central Missouri

Defensive	G	UT	AT	TOT	TFL	FF	FR	Int.	PBU	Sacks
2007	10	4	3	7	1.5-2	0	0-0	0-0	0	0-0
2008	11	12	36	48	4.0-20	0	1-0	0-0	1	2.5-16
2009	11	26	53	79	3.5-6	0	0-0	0-0	2	0-0
Total	32	42	92	134	9-28	0	1-0	0-0	3	2.5-16



97 Garrett Smith

Defensive End

6-3 * 250 * Junior-2L
Kansas City, Missouri
St. Pius H.S.

As a sophomore: Saw action in all 11 games, playing tight end the first part of the season and converting to offensive line in the second half... caught one pass for five yards against Missouri S&T, and returned two short kickoffs during the first two contests... earned MIAA Academic Honor Roll for his work in the classroom.

As a freshman: Played in all 11 games at tight end... made three catches for 66 yards, including a 35 yarder against Minnesota State in the season opener.

In high school: Head Coach: Rick Byers – Team captain and a first-

team all-district, All-West Central Conference, and all-state selection at defensive end, Smith also earned second-team all-conference at tight end for St. Pius... He was a second-team all-metro pick for the Kansas City Star as well as a finalist for the Bobby Bell Award... He led his squad to the Class 3A state semi-finals as well.

Personal: Biology major with a 3.25 GPA... born April 2, 1989... son of Bill and Carol Smith.



** ALL-MIAA **

90 P.J. South

Defensive Line

6-4 * 280 * Junior-Tr

Humover Park, Illinois

Joliet J.C. (Ill.)

As a junior: A first-team All-MIAA selection on the defensive line, he led the Mules with 4.5 sacks from the interior... piled up 35 tackles, including 8.5 for loss and five QB hurries... tallied six stops against Truman and seven against Missouri Southern, while grabbing 1.5 sacks against Southwest Baptist... Tallied a tackle in every contest, and started all 11 games at defensive tackle... also a valuable special teams member, he blocked field goals against Emporia State and Nebraska-Omaha.

At Joliet: Head Coach: Jeremy Richardson – A second-team all-conference selection as a sophomore with 51 tackles and seven sacks... he led his team to the Iowa Bowl title as a freshman.

In high school: Attended Bolingbrook High School in Illinois where he was a first-team all-conference and second-team all-state selection for head coach John Ivlow... He was also named a Top Area All 100 player while also competing for the wrestling team at heavyweight, qualifying for sectionals.

Personal: Criminal justice major... born May 29, 1988... son of John and Pam Glot.

Career Stats at Central Missouri

Defensive	G	UT	AT	TOT	TFL	FF	FR	Int.	PBU	Sacks
2009	11	14	21	35	8.5-37	0	0-0	0-0	0	4.5-29



ALL-AMERICAN

21 Anthony Stewart

Running Back

5-9 * 190 * Senior-1L

Plainfield, Illinois

Joliet J.C. (Ill.)

As a junior: An honorable mention All-American from Don Hansen's as an all-purpose back, he also earned first-team all-region honors and second-team All-MIAA accolades at running back... he led the Mules in rushing with 866 yards, and receiving with 54 grabs for 714 yards... He led the MIAA with 146.1 all-purpose yards per game... logged two 100-yard rushing games, and three 100-yard receiving games... His 259 all-purpose yards against MSSU ranks sixth in a game, while his nine catches breaks a school record for grabs by a running back in a game... he also has single season school records for receptions (54) and yards receiving (714) by a running back... his 146 receiving yards against

Truman (all in the first half) broke the school record for receiving by a running back... also led the team with 16 touchdowns (96 points) to rank fifth in a single season at UCM... redshirted due to injury in 2008.

At Joliet: Head Coach: Tom Minnick – A two-year starter at tailback for Joliet, he rushed for 1,127 yards and helped the squad to a 10-2 record as a sophomore... he earned first-team Midwest Conference and first-team Region IV as both a freshman and sophomore... also had 180 yards receiving in his final season, grabbing honorable mention Junior College All-American honors... rushed for 747 yards as a freshman...

In high school: Attended Plainfield South High School, playing for head coach Mike Briscoe... earned all conference honors as a senior... also played baseball and basketball, earning all-conference accolades on the diamond.

Personal: Physical education major... born December 25, 1987... son of Darrell and Kim Stewart.

Career Statistics at Central Missouri

Rushing	G	Att.	Yards	Avg.	TD	LR
2009	11	163	866	5.3	12	56

Receiving	G	No.	Yds	Avg.	TD	Lg
2009	11	54	714	13.2	4	70



** ALL-MIAA **

55 Nate Stoffel

Offensive Line

6-4 * 300 * Junior-1L

Dubuque, Iowa

Iowa Central C.C.

As a sophomore: An honorable mention All-MIAA selection, he started every game at center for the Mules.

At Iowa Central: Head Coach: Kevin Twait – lettered one season for Iowa Central, helping the team to the Graphic Edge Bowl.

At Northern Iowa: Attended Division I FCS Northern Iowa as a freshman, redshirting for head coach Mark Farley.

In high school: Head Coach: Mark Ehlers - He was a three-sport letterman at Hempstead High School, where he was a team captain in football, wrestling, and track and field... a first-team all-conference and all-state performer on the gridiron, he also went 31-6 and qualified for state at heavyweight on the mat... he also qualified for state in the shot put.

Personal: Secondary education major... born January 26, 1989... son of Rob and Barb Stoffel.



51 Sosaia Taufa

Defensive End

6-2 * 240 * Junior-Rs

Lahaina, Hawaii

Phoenix College (Ariz.)

At Phoenix: Head Coach: Land Jacobsen – A second-team All-Region I linebacker, he logged 43 tackles and three sacks as a sophomore... helped the team to a 7-3 overall record.

In high school: Head Coach: Robert Watson - helped Lahainaluna High School to a 7-2-1 record as a senior and a 9-2 mark as a junior.

Personal: Son of Mele Taufa... brother Peni Fiuangaihetau plays defensive line for the Mules.



40 Edgar Tavu'i

Linebacker

5-10 * 230 * Senior-1L

Seattle, Washington


Los Angeles Harbor College

As a junior: Saw action in three games, recording four stops, all against Missouri S&T.

At Los Angeles: Head Coach: Andrew Alvillar - An all-conference and all-state selection for Los Angeles Harbor College at linebacker.

In high school: Head Coach: Rocky Patchin - A second-team all-state pick on the defensive line, he was the team's most outstanding defensive lineman... he also grabbed all-area, all-conference, and all-league honors there... He also played rugby, earning rookie of the year honors.

Personal: Culinary arts major... born September 21, 1989... son of Mike and Tumua Bird.



1 Jamorris Warren

Wide Receiver

6-1 * 195 * Senior-1L

Belle Glade, Florida

Scottsdale C.C. (Ariz.)

As a junior: Played in all 11 games at wideout, collecting 22 grabs for 266 yards and four touchdowns... had three catches for 31 yards and two touchdowns against Missouri S&T, but tallied five receptions for 98 yards and a score against Nebraska-Omaha.

At Scottsdale: Head Coach: Doug Madoski – Led the team with 48 grabs for 526 yards with two touchdowns to earn second-team all-region honors... also returned punts, taking back nine returns for 132 yards, including a 62 yard TD... averaged 32 yards in his two kickoff returns as

well.

In high school: Head Coach: Larry Coffee - As a junior he logged 27 grabs for 495 yards and a TD... in his senior campaign he tallied 38 catches for 681 yards and eight scores to earn second-team all-conference accolades... a three-sport athlete at Glade Central High School, he also competed in basketball and track and field...

Personal: Physics major... born February 15, 1987... son of Jeanette Pugh.

Career Statistics at Central Missouri

Receiving	G	No.	Yds	Avg.	TD	Lg
2009	11	22	266	12.1	4	42



19 Geno Waters

Quarterback

5-11 * 200 * Senior-1L

Olathe, Kansas


Pittsburg State University

As a junior: Played in three games as the Mules third-string quarterback, completing 3-of-3 passes for 20 yards... he also had two rushes for 20 yards.

At PSU: Played his first two seasons at Pittsburg State starting six games and going 5-1 in 2006 with 14 TD's and seven INT's... completed 67 percent of his passes for 1,379 yards.

In high school: Attended Blue Valley High School, and was a two-time honorable mention Kansas Class 5A all-state selection... also a third-team all-class honoree... passed for 1,953 yards and 13 TD's while rushing for 476 yards and nine TD's his senior season... also helped Blue Valley go 12-1 and win the state title as a senior.

Personal: Construction management major... born December 26, 1986... son of Billy and Sherry Waters.



7 Ralph Watson

Wide Receiver

5-10 * 170 * Fresh-Rs

St. Louis, Missouri

McCluer North H.S.

In high school: Head Coach: Jim Schottmueller – A three-sport athlete and two-year captain for the football team, he played quarterback and defensive back... He was also the team captain of the state-ranked basketball team... Was a two-time state qualifier in the 110 meter hurdles, finishing second as a junior and recording the fifth fastest high school time in the nation.

Personal: Undecided on a major... born November 18, 1990... son of Ralph Watson and Sue Watson.



95 Drew Wier

Long Snapper

6-0 * 205 * Junior-2L

Columbia, Missouri

Hickman H.S.

As a sophomore: Saw action in every game as the Mules starting long snapper... recorded four special teams tackles, including two against Nebraska-Omaha.

As a freshman: Played in 10 games as the starting long-snapper... recovered two fumbles and made two tackles... Recovered fumbles against Missouri Southern and Nebraska-Omaha.

In high school: Head Coach: Gregg Nesbitt - played at Columbia-Hickman from 2002-05 for the current Mules DC... a two-year letterman, he was voted first-team all-state by the media and second-team by the coaches at wide receiver, helping his squad to a state title in 2004... also played golf, earning all-district honors as a junior and senior...helped them win four district titles.

Personal: Political science major... born March 3, 1988... son of David and Susan Wier.

conference as a senior, and honorable mention all-conference honors as a junior at defensive end.

Personal: Finance major with a 3.13 GPA... born February 1, 1989... son of Jim and Patty Wood.



98 Cody Wright

Defensive End

6-3 * 215 * Fresh-Rs

Warsaw, Missouri

Warsaw H.S.

In high school: Head Coach: Randy Morrow - A two-way player, he played both on the offensive and defensive lines for the three-time district champions... As a senior he was a second-team all-state, first-team All-Central District, second-team all-conference, and first-team district 12 pick at defensive end... On the offensive line, he was a second-team All-Central District, first-team all-conference, and first-team district 12 selection... as a junior he earned honorable mention all-district and all-conference on the offensive line, and first-team all-district and all-conference at linebacker... competed for the basketball team, earning honorable mention all-conference, and participated in track and field as well.

Personal: Undecided on a major... born April 19, 1991... son of Vincent and Melissa Wright.



Kyle Willms

Wide Receiver


5-9 * 165 * Fresh-Rs

Grain Valley, Missouri

St. Mary's H.S.

In high school: Head Coach: Allen Suplee - A four-year letterwinner, he played quarterback, cornerback, and punted for St. Mary's High School in Independence... He was an all-conference and all-area corner two times, while also grabbing all-conference honors at both quarterback and punter... led the squad to a conference title as a senior.

Personal: Undecided on a major... born June 25, 1990... son of Kirk and Lisa Willms.



43 Ethan Yates

Running Back

5-9 * 170 * Soph-Sq

Raytown, Missouri

Raytown H.S.

As a freshman: Saw no game action in a crowded backfield.

In high school: Head Coach: Ken Clemens - Was a second-team all-conference selection, while also lettering twice in wrestling and four times in track... helped his team to a conference title in track as a freshman, earning freshmen all-conference.

Personal: Electrical engineering major... born January 24, 1990... son of Ethan Yates and Tamiko Yates.



91 Leland Wood

Defensive End

6-2 * 230 * Senior-1L

Lee's Summit, Missouri

Longview C.C. (Mo.)

As a junior: Saw action in one game at defensive end... earned MIAA Academic Honor Roll for his work in the classroom.

In high school: Head Coach: Harold Wambsgans - Lettered three years for Lee's Summit North High School... He earned second-team all-

The Newcomers

87 John Adams

Tight End

6-4 * 240 * Soph-Tr

Blue Springs, Missouri

Grossmont College (Calif.) * Blue Springs H.S.

Russell Allen

Defensive Line

6-1 * 250 * Fresh-HS

St. Clair, Missouri

St. Clair H.S.

In high school: Head Coach: Brian Robbins – The Four Rivers Conference Defensive Player of the Year and the All-Area Defensive Player of the Year for the Bulldogs, he earned first-team all-conference and all-district on the defensive line... He was also a third-team all-state pick by both the coaches and media.

96 David Bax

Linebacker

6-2 * 225 * Soph-Tr

Jefferson City, Missouri

Southeast Missouri State / Helias H.S.

At Southeast Missouri State: Saw action in eight games as a true freshman in 2008, recording seven tackles.

In high school: High School Head Coach: Chris Hentges – Earned first-team all-state at linebacker as a senior for Helias High School... led his team to a district title going 10-1, and earning first-team all-district at both linebacker and tight end... A three-year letterman, he earned first-team all-district as well at linebacker as a junior... led team with 86 tackles, including 14 tackles for losses as a senior ... registered five quarterback sacks and two interceptions in 2007 ... gained 347 rushing yards on 50 carries, averaging 6.9 yards per attempt ... caught 10 passes for 186 yards.

Personal: Construction management major... born October 3, 1989... son of Doug and Kimie Bax.

Darrien Bruster

Wide Receiver

5-11 * 195 * Fresh-HS

Raytown, Missouri

Raytown South H.S.

In high school: Head Coach: David Allie – Helped the Cardinals to the Missouri Class 5 semifinals with a 10-4 record... Earned first-team all-state by the coaches and second-team all-state from the media... He was also a first-team all-conference and second-team all-metro pick during his career there... He picked up second-team all-conference as a sophomore as well.

Clayton Cooper

Wide Receiver

6-1 * 195 * Fresh-HS

Springtown, Texas

Springtown H.S.

In high school: Head Coach: Brad Turner – A two-time first-team all-district and All-Parker County Super Team selection, he recorded 176 career catches for 2,094 yards and 19 touchdowns... He also rushed for 801 yards and 11 TD's on 110 carries... Rated a top-five receiver recruit by the Fort Worth Star Telegram, as well as in the top 10 in the Dallas-Fort Worth Area in scoring, receptions, and reception yards... He finished his career ranked on the all-time receivers list for the state of Texas... The team captain and a four-year starter, he was also on the All-DFW Area Team, and first-team All-Parker County... Played in the Oil Bowl All-Star game as well... Ran a top time of 4.40 in the 40-yard dash... also played baseball, basketball, and ran track.

Personal: Undecided on a major... born September 19, 1991... son of Mike and Deanna Cooper.

Christian Cunningham

Tight End

6-6 * 230 * Fresh-HS

Glenwood, Missouri

Schuyler County H.S.

In high school: Head Coach: Jason Melnick – A first-team all-area selection his junior and senior seasons at both tight end and defensive line... He also earned second-team all-district at both positions in his junior and senior campaigns, as well as all-conference in both seasons... The team captain in his final two seasons, he was selected to play in the Missouri Lions Club All-Star Game... He is also an all-conference basketball player, and competed for the track team.

Personal: Physical education major... born March 19, 1992... son of Russell and Carolyn Cunningham.

92 Latavious Davis

Defensive End

6-3 * 260 * Soph-Tr

Blakely, Georgia

East Central C.C (Miss.) * Early County H.S.

Colton Dill

Quarterback

6-2 * 175 * Fresh-HS

Rogersville, Missouri

Logan Rogersville H.S.

In high school: Head Coach: Doug Smith – A dual-threat quarterback, he was second-team all-state at quarterback and as an all-purpose back... He led the Wildcats to the Class 3 state quarterfinals and a district title as a senior with an 11-2 record, throwing for 1,187 yards and rushing for 870... He ran for 10 touchdowns and rushed for 10 as well, with a 7.9 yards per carry average, earning conference Offensive Player of the Year... He also picked up first-team all-conference, all-district, and second-team all-Ozarks at quarterback... finished his career

with 1,974 rushing yards, 3,576 passing yards, 26 rushing TD's, and 39 passing TD's... also competed for the basketball team three seasons, earning honorable mention all-conference.

Personal: Undecided on a major... born October 15, 1991... son of Michael Dill and Rhonda Spurlin.

31 Marlon Douglas

Cornerback

5-11 * 185 * Junior-Tr

Memphis, Tennessee

College of the Canyons (Calif.)

Ryan Duman

Defensive End

6-3 * 230 * Fresh-HS

Westminster, Colorado

Pomona H.S.

In high school: Head Coach: Jay Madden – Helped his squad to a Colorado 5A state runner-up showing with a 12-2 overall record... He was an honorable mention all-state pick, while earning first-team all-conference and all-region as a senior at defensive end... Also helped his team to a 10-2 record and a conference title as a junior... Competed in track and field as well, taking second in the state in the discus as a junior, as well as earning all-conference honors in the shot put.

Personal: Construction management major... born February 7, 1992... son of David and Debby Duman.

Aaron Ferguson

Tight End

6-3 * 230 * Soph-Tr

Holden, Missouri

Baker University (Kan.)

74 Aaron Goodman

Offensive Line

6-5 * 260 * Fresh-HS

Rayville, Missouri

Richmond H.S.

In high school: Head Coach: Rob Bowers – A second-team all-district selection on both the offensive and defensive line, he also earned second-team all-conference honors on the defensive side... An honorable mention all-conference pick on the offensive line as well, he was the team captain and MVP of both the offensive and defensive lines... A KMZU Dream Team selection as well, he helped the Spartans to a regional crown and a district runner-up finish... Also competed for the track team as a thrower.

Personal: Elementary education major... born November 11, 1991... son of Daniel and Risa Goodman.

Sean Gorman

Running Back

6-1 * 200 * Fresh-HS

Park Hill, Missouri

Park Hill H.S.

Brandon Graves

Wide Receiver

5-8 * 160 * Fresh-HS

Encino, California

Crespi H.S.

In high school: Head Coach: Jeremiah Ross – A team captain, he was a first-team all-conference, all-league, and Offensive Most Valuable Player as a senior, helping the squad to a league title... He logged 40 receptions for 678 yards and eight touchdowns that season... He also earned offensive MVP as a sophomore and first-team all-league as a freshman... He also competed for the basketball team, earning Defensive Player of the Year, and for the track and field squad, grabbing league champion honors in the 200-meter dash.

Personal: Undecided on a major... born December 5, 1991... son of Titus Graves and Deborah Manns.

James Grinde

Offensive Line

6-0 * 280 * Soph-Tr

Warrensburg, Missouri

Mid-America Nazarene Univ.

Johnny Hall

Defensive Back

5-8 * 185 * Fresh-Tr

Kansas City, Missouri

Pittsburg State University * Lincoln College Prep.

At PSU: Attended Pittsburg State as a member of the track team.

62 Caleb Hanson

Offensive Line

6-1 * 290 * Fresh-HS

Sedalia, Missouri

Smith-Cotton H.S.

Kevin Holley

Offensive Line

6-5 * 350 * Fresh-HS

St. Louis, Missouri

Christian Brothers H.S.

Ramond Hunter

Defensive Line

6-2 * 260 * Fresh-HS

St. Louis, Missouri

Brentwood H.S.

In high school: Head Coach: Scott Surgener – Helped the Eagles to a Missouri Class 2 state runner-up showing as a senior with a 12-2 overall record... Earned first-team all-state from both the coaches and media on the defensive line... Picked up first-team *St. Louis Post-Dispatch* All-Metro honors, as well as first-team all-district... Also selected Defensive Player of the Year by his team... Helped the team to a couple district titles in his career... Selected to the Missouri Lions Club All-Star Game... competed for the basketball squad as well.

Personal: Athletic training major... born October 22, 1991... son of Daryl and Shana Hunter.

Ryan Hurr

Running Back

6-0 * 180 * Fresh-HS

Warrensburg, Missouri

Warrensburg H.S.

In high school: Head Coach: Wiley Meade – A four-year letterman at Warrensburg, he rushed for 859 yards as a senior, averaging 8.6 yards per carry to break the school record... He earned second-team all-conference honors as both a junior and senior at running back, as well as second-team accolades as a returner... He set three school records as a returner as well, for longest return, number of TD returns, and yards per return... The team captain as well, he was on the Central Missouri KMZU Dream Team... He also competed in track, setting the school record in the long jump.

Lance Kays

Quarterback

6-2 * 190 * Fresh-HS

Higginsville, Missouri

Lafayette H.S.

Jordan Keeney

Running Back

6-2 * 215 * Fresh-HS

Nixa, Missouri

Nixa H.S.

In high school: Head Coach: Richard Rehagen – As a senior, led the Eagles to the Missouri Class 5 quarterfinals with a 9-4 mark as the conference Offensive Player of the Year... He was also a second-team all-state pick by both the coaches and media... Earned first-team all conference and first-team all-district as well at running back.

Anthony Kirkwood

Wide Receiver

5-11 * 175 * Fresh-HS

St. Louis, Missouri

McCluer North H.S.

Kaleb Cropp

Quarterback

6-0 * 190 * Fresh-HS

Wellington, Missouri

Wellington H.S.

Collum MaGee

Linebacker

6-0 * 215 * Fresh-HS

St. Louis, Missouri

University H.S.

70 Trevor McAllister

Offensive Line

6-3 * 280 * Fresh-HS

Rolla, Missouri

Rolla H.S.

In high school: Head Coach: Josh Smith – Helped the Bulldogs to a 10-2 overall record as a senior, going 8-1 in conference play... He earned All-Southwest Missouri District Coaches Association honors, helping an offense that averaged 35 points per game... He also grabbed all-conference accolades... competed in wrestling as well.

Personal: Undecided on a major... born January 27, 1992... son of James McAllister.

Chase McCallum

Quarterback

6-1 * 200 * Fresh-HS

Coconut Creek, Florida

Pompano Beach H.S.

In high school: Head Coach: Greg McGirt – A four-year letterman and starter, he was an all-county honorable mention pick three times... He was also named the team's offensive player of the year as a sophomore... Played in the BCCA All-Star Game.

Personal: Undecided on a major... born November 1, 1991... son of David and Nancy McCallum.

77 Mike McDaniel

Offensive Line

6-8 * 335 * Junior-Tr

Chicago, Illinois

Faulkner University (Ala.)

94 Deonte McDonald

Defensive End

6-2 * 260 * Junior-Tr

Bolingbrook, Illinois

Arizona Western College * Bolingbrook H.S.

At Arizona Western: Head Coach: Tom Minnick - Piled up 22 tackles with three sacks and five stops for loss for the Matadors on their way to a 9-2 record his sophomore season.

75 Jernorious McGill

Offensive Line

6-4 * 340 * Junior-Tr

Senoia, Georgia

Eastern Arizona College * East Coweta H.S.

At Eastern Arizona: Head Coach: John O'Mera - Helped his team to an 8-3 record as a sophomore... The Gila Monsters offense averaged 358.5 rushing yards per game, and more than 400 yards overall per contest.

Dan Miguel

Defensive End

6-4 * 235 * Fresh-HS

Ventura, California

St. Bonaventure H.S.

In high school: Head Coach: Todd Therrien – Helped his squad go undefeated all four seasons in league play, and win back-to-back CIF and California Class 3 State Championships as a sophomore and junior... A three-year varsity performer, he earned All-Channel League three times... As a junior and senior he was an All-Wheeler Team selection... A team captain as a senior, he played defensive end and tight end... Also played basketball, starting all three seasons he played.

Personal: Undecided on a major... born November 22, 1991... son of Eli and Olivia Miguel.

34 Marlon Miles

Running Back

5-10 * 175 * Fresh-Tr

Portland, Oregon

Western Michigan University * Jefferson H.S.

At Western Michigan: Redshirted his freshman season in 2009.

In high school: Head Coach: Anthony Stoudamire - Ran for 1,317 yards on 112 carries and 18 touchdowns as a junior... Co-Offensive Player of the Year and first team all-state as a junior and honorable mention at running back as a sophomore... League champs in 2007 and 2008... Also

won the 2008 State title in the 4x400-meter relay and the 2008 State Basketball Championship... Younger brother of former Kansas University basketball player Aaron Miles.

Gavin Otte

Wide Receiver

5-10 * 170 * Fresh-HS

Rolla, Missouri

Rolla H.S.

In high school: Head Coach: Josh Smith – A first-team all-conference wide receiver and defensive back, he helped the Bulldogs to a 10-2 overall record as a senior, taking them to a conference title and state playoff regional win... A team captain, he helped the offense average 35 points per game... Was selected All-Southwest Missouri Coaches Association at both wideout and defensive back, as well as first-team academic all-state in Missouri Class 5... Also grabbed first-team all-district honors on defense... logged 16 grabs for 306 yards and three TD's as a senior, as well as a 24.6 kick return average with a TD... on defense he put up 62 tackles, three INT's, and two fumble recoveries, taking a pick and a fumble back for touchdowns... also lettered twice in baseball and once in basketball.

Personal: Athletic training major... born June 15, 1991... son of Rich and Stacey Otte... his cousin, Gina Wulff, played volleyball for the Jennies in 1978... his father Rich was a three-time All-American and Hall of Fame wide receiver at Truman State (1980-83), and later played for the St. Louis Cardinals and Cleveland Browns in the NFL.

Alex Perlin

Running Back

6-1 * 205 * Fresh-HS

Alpine, California

Steele Canyon H.S.

In high school: Head Coach: Ron Boehmke – The all-time and single season rushing leader in school history, he was a two-time all-league selection, as well as a two-time first-team pick to the All-East County Team... The East County Rookie of the Year as a junior, he was also ESPN Player of the Week during his career, and named the County Player of the Week twice... A team captain, he also played linebacker, generating 95 tackles and 10 sacks as a senior... Also a star on the track team, he holds the school records in the 100, 200, and 400 meter dashes, as well as the 4x100 and 4x400 relay teams... The team captain there as well, he helped the squad team win a league crown and take 20th in the state... the first athlete in SD County to win the 4x100 all four years... He is a three-time all-league and All-CIF performer and posted the second fastest time for a sophomore in the state in the 200 at 21.9... He also competed for the wrestling squad at heavyweight, helping the team to a league title.

Personal: Undecided on a major... born July 9, 1992... son of Alan and Linda Perlin.



36 Alex Reedus

Cornerback

6-1 * 200 * Junior-Tr

St. Louis, Missouri

Joliet Junior College (Ill.) * Mehlville H.S.

At Joliet: Head Coach: Jeremy Richardson - Played in 10 games at cornerback for Joliet, helping them to a 7-5 record as a sophomore.

41 Travis Ribbing

Running Back

6-0 * 205 * Junior-Tr

Farmington, Missouri

Missouri State University / Farmington H.S.

At Missouri State: Played safety and linebacker for the Bears... Saw action in seven games as a redshirt freshman as a backup safety, recording four tackles... played in all 11 games as a sophomore, recording 11 tackles, a sack, and a forced fumble.

In high school: Head Coach: Todd Vaughn – Helped Farmington High School win two district, conference, and sectional titles, as well as make the 2006 state semifinals... He was a two-time first-team all-state pick, rushing for 58 touchdowns and 3,504 yards in his final two seasons... Earned J98 Dream Team honors two times, as well as Offensive Player of the Year... Grabbed first-team all-region as a returner as well... Also competed in basketball and track... He was an all-state triple jumper and long jumper as well as in the 100 and 200 meter dash... Was all-conference in the 4x100 as well, helping the track team to a conference title.

Personal: Exercise science major... born July 7, 1988... son of Joseph and Patricia Ribbing.

Connor Smith

Defensive Back

6-2 * 180 * Fresh-HS

Rogersville, Missouri

Logan Rogersville H.S.

In high school: Head Coach: Doug Smith – The Missouri Class 3 Player of the Year, he was named first-team all-state at defensive back by both the coaches and media... He led the Wildcats to the Class 3 state quarterfinals as a senior with an 11-2 record, earning Co-Defensive Player of the Year in both the district and conference... He had 116 tackles in 12 games, including 17 in the state quarterfinals... He also picked up first-team all-district on defense, and first-team all-conference as a defensive back and wide receiver.

32 Paul Stephens

Cornerback

5-9 * 170 * Senior-Tr

Missouri City, Texas

Arkansas State University * Blinn Junior College (Texas)

At Arkansas State: Last played in 2008 as a junior for one season at ASU after transferring from Blinn... Recorded eight unassisted tackles and two assisted, while also intercepting a pass against Texas Southern... Posted a season-high three tackles against Louisiana-Monroe... Returned

10 kickoffs for 266 yards, including a long of 57 yards against North Texas that was the longest return on the team.

68 Elliot Taylor

Offensive Line

6-4 * 280 * Fresh-Tr

Kansas City, Missouri

Southeast Missouri State

Bakari Trotter

Wide Receiver

6-3 * 200 * Fresh-HS

Horn Lake, Mississippi

Horn Lake H.S.

Corey Washington

Running Back

5-10 * 205 * Fresh-HS

Palmdale, California

Palmdale H.S.

In high school: Head Coach: Jeff Williams – The two-time conference Most Valuable Player, he also earned first-team All-Golden Valley League at running back... He averaged a team-high 99.1 yards rushing per game as a senior for the 10-3 Falcons, while scoring nine touchdowns... Also a first-team All-Valley pick, he was named the Valley Press Athlete of the Week on two occasions... He also played in the CIF All-Star Game and the High Desert All-Star Game.

Austin Willis

Tight End

6-3 * 220 * Fresh-HS

St. Robert, Missouri

Waynesville H.S.

81 Cody Woods

Tight End

6-5 * 235 * Fresh-HS

Smithville, Missouri

Smithville H.S.

In high school: Head Coach: Gregg Smith – A third-team all-state selection at tight end for the Warriors during his senior campaign, grabbing 27 passes for 402 yards and four TD's... He was also a first-team all-conference pick at tight end, and a second-team all-conference selection at defensive end... A member of the KKWK All-Star Team, he also grabbed honorable mention all-conference as a junior on the defensive line... Also played basketball for the Warriors.

Personal: Undecided on a major... born May, 10, 1992... son of Mark and Liz Woods.

1	Jamorris Warren Belle Glade, Fla.	WR	6-1	195	Sr.-1L	44	Trey Jackson Indianapolis, Ind.	DL	6-0	280	Sr-1L	92	Latavious Davis Blakely, Ga.	DE	6-3	260	So-Tr
2	Joseph Bangali Alexandria, Va.	DB	5-10	190	Sr-1L	45	T.J. Peyton St. Louis, Mo.	CB	5-8	170	Fr-Rs	93	Reggie Dilworth St. Louis, Mo.	DL	6-0	280	So-1L
3	Kor'Ree Manson St. Louis, Mo.	CB	5-9	195	Sr-2L	46	Darien McKee-Linzie Lee's Summit, Mo.	DB	5-11	210	So-1L	94	Deonte McDonald Bolingbrook, Ill.	DE	6-2	260	Jr-Tr
4	Adam Parks Olathe, Kan.	WR	5-10	180	Sr-3L	47	Ovie Oghenejobo Raytown, Mo.	LB	6-1	215	So-Sq	95	Drew Wier Columbia, Mo.	LS	6-0	205	Jr-2L
5	Mike Petersen Overland Park, Kan.	QB	6-4	190	Fr-Rs	48	Andrew Bergeson Hannibal, Mo.	DB	6-0	190	Jr-2L	96	David Bax Jefferson City, Mo.	DE	6-2	225	So-Tr
6	Aaron Jamieson Cassville, Mo.	K	5-11	170	So-1L	49	Dennis Hutchings Holden, Mo.	RB	5-9	205	Fr-HS	97	Garrett Smith Kansas City, Mo.	DE	6-3	250	Jr-2L
7	Ralph Watson St. Louis, Mo.	WR	5-10	170	Fr-Rs	50	Chris Mason Columbia, Mo.	DE	6-0	225	So-1L	98	Cody Wright Warsaw, Mo.	DE	6-3	215	Fr-Rs
8	Taylor Dyer Warrensburg, Mo.	WR	6-0	185	Jr-2L	51	Sosaia Taufa Lahaina, Hawaii	DE	6-2	240	Jr-Rs	99	Peni Fiuangaihetau Lahaina, Hawaii	DL	6-2	270	Sr-1L
9	Kenny Hedrington Fresno, Calif.	RB	6-1	215	Sr-1L	53	Evan Knight Maryland Heights, Mo.	LB	6-1	220	So-1L	Additional Players					
10	David Cannon St. Louis, Mo.	TE	6-2	240	So-1L	54	Tony Farias Mission, Texas	DL	6-2	255	So-1L	Russell Allen St. Clair, Mo.	DL	6-1	250	Fr-HS	
11	Matt Jordan Ozark, Mo.	P	6-0	195	So-Sq	55	Nate Stoffel Dubuque, Iowa	OL	6-4	300	Jr-1L	John Burton Overland Park, Kan.	WR	6-1	180	Fr-Rs	
12	Tommy Corwin St. Louis, Mo.	QB	6-0	205	Jr-2L	56	Kollin Ahern Overland Park, Kan.	LB	6-0	200	So-1L	Darrien Bruster Raytown, Mo.	WR	5-11	195	Fr-HS	
13	Eric Czerniewski Montgomery City, Mo.	QB	6-0	190	Sr-3L	58	Miles Jabben Overland Park, Kan.	DL	6-1	260	Jr-2L	Clayton Cooper Springtown, Texas	WR	6-1	195	Fr-HS	
14	Corey Pfaff St. Clair, Mo.	DB	5-11	190	So-Sq	59	Scott Robinson Chicago, Ill.	DL	6-0	240	So-HS	Kaleb Cropp Wellington, Mo.	QB	6-0	190	Fr-HS	
15	Joe Carter Grandview, Mo.	LB	6-0	200	So-1L	61	Hulas King Florissant, Mo.	OL	6-2	290	So-Sq	Christian Cunningham Glenwood, Mo.	TE	6-6	230	Fr-HS	
16	Seth Mason Ozark, Mo.	WR	5-8	170	Sr-3L	62	Caleb Hanson Sedalia, Mo.	OL	6-1	290	Fr-HS	Colton Dill Rogersville, Mo.	QB	6-2	175	Fr-HS	
17	DaMonte Bell Florissant, Mo.	CB	5-10	170	Fr-Rs	63	Josh Holbert Overland Park, Kan.	LB	6-1	190	So-1L	Ryan Duman Westminster, Colo.	DE	6-3	230	Fr-HS	
18	Tyler Ebert Grain Valley, Mo.	CB	5-10	170	So-1L	64	Darius Henderson Chicago, Ill.	OL	6-4	280	Sr-1L	Aaron Ferguson Holden, Mo.	TE	6-3	230	So-Tr	
19	Geno Waters Olathe, Kan.	QB	5-11	200	Sr-1L	65	Mark Schroeder Jefferson City, Mo.	OL	6-3	265	So-1L	Sean Gorman Park Hill, Mo.	RB	6-1	200	Fr-HS	
20	Kenny Cunningham Florissant, Mo.	CB	5-10	160	Fr-Rs	66	Jake Corcoran Lone Jack, Mo.	OL	6-2	275	Fr-Rs	Brandon Graves Encino, Calif.	WR	5-8	160	Fr-HS	
21	Anthony Stewart Plainfield, Ill.	RB	5-9	190	Sr-1L	68	Elliot Taylor Kansas City, Mo.	OL	6-4	280	Fr-Tr	James Grinde Warrensburg, Mo.	OL	6-0	280	So-Tr	
22	Deonte Ball Bolingbrook, Ill.	CB	6-0	190	Sr-1L	69	Zach Gebhardt Archie, Mo.	K	6-2	180	Fr-Rs	Johnny Hall Kansas City, Mo.	DB	5-8	185	Fr-Tr	
23	Brett Ginn Arlington, Texas	DB	5-10	185	So-1L	70	Trevor McCallister Rolla, Mo.	OL	6-3	280	Fr-HS	Kevin Holley St. Louis, Mo.	OL	6-5	350	Fr-HS	
24	Karl Parker Kansas City, Mo.	DB	5-8	185	Sr-3L	72	Logan Freeman Jefferson City, Mo.	OL	6-3	290	So-1L	Ramond Hunter St. Louis, Mo.	DL	6-2	260	Fr-HS	
25	Tywon Hubbard Shawnee, Kan.	RB	6-0	195	Sr-1L	73	Kody Boles Lee's Summit, Mo.	OL	6-3	270	So-1L	Ryan Hurr Warrensburg, Mo.	RB	6-0	180	Fr-HS	
26	Brandon Clark St. Louis, Mo.	LB	5-11	215	Fr-MRs	74	Aaron Goodman Rayville, Mo.	OL	6-5	260	Fr-HS	Lance Kays Higginsville, Mo.	QB	6-2	190	Fr-HS	
27	Patrick Lewis Kansas City, Mo.	DB	6-0	190	So-1L	75	Jenorio McGill Senoia, Ga.	OL	6-4	340	Jr-Tr	Jordan Keeney Nixa, Mo.	RB	6-2	215	Fr-HS	
28	Carlos Bisch Festus, Mo.	CB	5-10	180	Sr-3L	76	Jake Geiersbach O'Fallon, Mo.	DE	6-2	215	Fr-Rs	Anthony Kirkwood St. Louis, Mo.	WR	5-11	175	Fr-HS	
29	Scott Hill Overland Park, Kan.	DB	5-10	190	Jr-1L	77	Mike McDaniel Chicago, Ill.	OL	6-8	335	Jr-Tr	Chase McCallum Coconut Creek, Fla.	QB	6-1	200	Fr-HS	
30	Colin Hanna Maryland Heights, Mo.	DB	6-0	215	So-1L	78	Jacob Heimsoth Concordia, Mo.	OL	6-7	340	Fr-Rs	Collum MaGee St. Louis, Mo.	LB	6-0	215	Fr-HS	
31	Marlon Douglas Memphis, Tenn.	CB	5-11	185	Jr-Tr	80	John Grinde Warrensburg, Mo.	WR	6-1	175	Fr-Rs	Sean Middleton Peculiar, Mo.	K	5-10	170	So-1L	
32	Paul Stephens Missouri City, Texas	CB	5-9	170	Sr-Tr	81	Cody Woods Smithville, Mo.	TE	6-5	235	Fr-HS	Daniel Miguel Ventura, Calif.	DE	6-4	235	Fr-HS	
33	Phillip Lashley St. Clair, Mo.	DB	5-10	175	So-1L	82	James Gagliardi Grain Valley, Mo.	WR	6-3	195	So-Sq	Gavin Otte Rolla, Mo.	WR	5-10	170	Fr-HS	
34	Marlon Miles Portland, Ore.	RB	5-10	175	Fr-Tr	83	Reid Allison Tipton, Mo.	WR	6-1	180	Sr-3L	Alex Perlin Alpine, Calif.	RB	6-1	205	Fr-HS	
35	Brent Boehringer St. Charles, Mo.	FB	5-10	215	Sr-3L	84	DeMarco Cosby Kansas City, Mo.	TE	6-3	240	Sr-3L	Connor Smith Rogersville, Mo.	DB	6-2	180	Fr-HS	
36	Alex Reedus St. Louis, Mo.	CB	6-1	200	Jr-Tr	85	Kevin Johnson Lee's Summit, Mo.	WR	6-1	185	So-1L	Sean Trotter Horn Lake, Miss.	WR	6-3	200	Fr-HS	
37	Darrian Salter St. Louis, Mo.	FB	5-11	235	Jr-2L	86	John Holloway Warrenton, Mo.	TE	6-1	220	Jr-Sq	Corey Washington Palmdale, Calif.	RB	5-10	205	Fr-HS	
38	Cody Scribner Overland Park, Kan.	LB	5-11	215	Sr-3L	87	John Adams Blue Springs, Mo.	TE	6-4	240	So-Tr	Austin Willis St. Robert, Mo.	TE	6-3	220	Fr-HS	
39	Calvin Patterson Fulton, Mo.	LB	6-0	220	Jr-2L	88	Kyson Ginavan Olathe, Kan.	WR	5-10	170	So-1L	Kyle Willms Grain Valley, Mo.	WR	5-9	165	Fr-Rs	
40	Edgar Randy Tavu'i Seattle, Wash.	LB	5-10	230	Sr-1L	89	Bryce Murray Shawnee, Kan.	TE	6-3	230	So-1L	Head Coach: Jim Svoboda					
41	Travis Ribbing Farmington, Mo.	RB	6-0	205	Jr-Tr	90	P.J. South Humover Park, Ill.	DL	6-4	280	Sr-1L	Assistant Coaches: Josh Lamberson (wide receivers coach/ recruiting coordinator), Hank McClung (offensive line coach), Jack Curtis (defensive coordinator), Chuck Clemens (defensive line coach), Matt Jeter (defensive backs/ special teams coach), Sean Edinger (strength & conditioning/equipment) Luke Bengtson (graduate assistant), Kevin Bleil (graduate assistant), Mike Krysl (graduate assistant), Khayam Burns (graduate assistant) Josh Christian-Young (student assistant), Chris Cabe (student assistant).					
42	Devin King St. Louis, Mo.	LB	5-11	225	So-1L	91	Leland Wood Lee's Summit, Mo.	DE	6-2	230	Sr-1L						
43	Ethan Yates Raytown, Mo.	RB	5-9	170	So-Sq												

The John Clark Strength Facility was built thanks to a generous donation from John Clark, Sr., a 1967 UCM graduate. Clark, who lives in Overland Park, Kan., received his bachelor's degree in business management and marketing and is president of United Foods, Inc. He was the 1999 recipient of UCM's Distinguished Alumni Award, and has been a loyal supporter of Mules Football.

Mules' Strength Records

WT. CL.	SQUAT	BENCH	POWER CLEAN	NECK PRESS
< 179	Clayton Varns 465, 2001	Justin Gore 335, 2008	Micah Hefner 305, 2005	Justin Gore 215, 2008
180-199	Julius Allen 525, 2002	Brandon Hays 370, 2001	Lee Thompson 345, 2003	Jim Bouknight 235, 2006
200-219	Adrian Singletary 625, 2008	Adrian Singletary 415, 2008	Mike Dillon 360, 2007	Kegan Coleman 260, 2004
220-239	Wayne Limbrick 730, 1998	Wayne Limbrick 500, 1998	Mike Dillon 355, 2005	Jake Weishaar 250, 2006
240-259	Valentine Ejilika 600, 2001	Valentine Ejilika 415, 2001	Ted Maxwell 372, 2004	Valentine Ejilika 280, 2001
260-279	Tim Ulrich 605, 2000	John Davis 440, 1997	Tyler Nay 360, 2006	Jeremy Wooden 260, 2003
>280	Chase Ward 660, 2004	Darryl Grace 500, 2005	Cooper Banks 350, 2005	Darryl Grace 275, 2004

Team records in each category in bold

Top 10 Squat	Top 10 Bench	Top 10 Power Clean	Top 10 Neck Press
730 . . . Wayne Limbrick	500 . . . Wayne Limbrick	372 . . . Ted Maxwell	280 . . . Valentine Ejilika
660 . . . Chase Ward	500 . . . Darryl Grace	360 . . . Dan Stookey	275 . . . Darryl Grace
630 . . . Dexter Baker	465 . . . Dan Spencer	360 . . . Tyler Nay	275 . . . Wesley Thibeaux
625 . . . Adrian Singletary	460 . . . Todd Faulkner	360 . . . Mike Dillon	275 . . . Jay Fleeman
620 . . . Kenneth Bouie	460 . . . Matt Sullivan	355 . . . Danny Tuttle	270 . . . Chase Ward
615 . . . Brian Schreiber	455 . . . Chase Ward	350 . . . Mario Brown	270 . . . Matt Sullivan
605 . . . Tim Ulrich	445 . . . Jerry Schwartz	350 . . . Roderick Green	265 . . . Mike Pope
600 . . . Valentine Ejilika	445 . . . Mike Gunselman	350 . . . Tim Ulrich	265 . . . Vavega Tialino
600 . . . Jason Breit	445 . . . Wesley Thibeaux	350 . . . Cooper Banks	260 . . . Jeremy Wooden
585 . . . Brett Cavanah	440 . . . John Davis	345 . . . Lee Thompson	260 . . . Tenney Barber




Mules' Speed/Agility Records

40-Yard Dash	Pro-Agility Test	Mule Run	Vertical Jump
4.40 . . . Ricky Armstrong	3.75 . . . Kor'Ree Manson	2:37.0 . . . Dustin Patton	39 in Covell Crosby
4.41 . . . Jamison Heiskell	3.94 Zain Gower	2:37.0 . . . Kellen Nesbitt	37 in . . . John McPherson
4.44 . . . John McPherson	3.98 Matt Jacobsen	2:37.0 . . . Micah Hefner	37 in Paul Vassar
4.44 . . . Kegan Coleman	4.02 Kyson Ginavan	2:40.0 Roy Loren	36.5 in Ivan Cason
4.44 . . . RoShawn Marshall	4.09 Seth Mason	2:42.0 Keith Stowers	36.5 in Roy Loren
4.44 . . . Randy Shepherd	4.11 Adrian Chapman	2:42.0 Jimmy Conner	36 in Kegan Coleman
4.45 Roy Loren	4.15 Drake Pollard	2:42.0 Jamison Heiskell	36 in Sean Thornton
4.47 Delanie Walker	4.16 Mike Spiegel	2:43.0 Mike Spiegel	36 in Tim Richmond
4.47 Diamond Berry	4.16 Adam Parks	2:43.0 Kegan Coleman	35.5 in Adrian Chapman
4.47 Adrian Chapman	4.16 Taylor Dyer	2:43.0 Covell Crosby	35.5 in Ricky Armstrong



John Clark, shown here with former Mules head coach Willie Fritz, made the generous gift to provide UCM football with a top-quality weight room next to the Football Offices in Nickerson Hall.



2009 Year In Review

The 2009 Mules football team was one win away from making the NCAA Playoffs last season, going 8-3 and wrapping up the program's 11th season with 7 or more wins in the last 13 campaigns.

The Mules started the year 4-0 with non-conference wins over Southwest Baptist and Missouri S&T, both in Thursday night action. The Mules set several records in the against Missouri S&T, including first downs (34), while racking up 582 yards of offense.

They defeated Emporia State 24-21 the next week to open MIAA play, surviving a last-second field goal attempt. The Mules defense bended, but did not break in the fourth quarter of that contest, as the Hornets had the ball for 12:46 and UCM did not allow a point.

The next week Central Missouri upset Pittsburg State 23-14, leading from start to finish after a 97-yard kickoff return from Bobby Guillory. It was the fewest PSU points allowed in a Mules win since 1940 in the series (UCM won that year 20-0), and only the seventh UCM win overall against the Gorillas (first since 83-21 win in 2005). The Mules jumped out to a 23-0 halftime lead, and didn't allow a PSU score until 5:36 remained in the third quarter.

Huge wins over Truman State and Fort Hays State at home followed a mistake-filled road loss to Washburn in week five. The Griffons of Missouri Western took out the Mules for the seventh straight season in a huge game with playoff implications in week eight, jumping out to a 26-7 halftime lead.

The season stayed alive though with a big win over bowl-bound Nebraska-Omaha on the road by a 49-31 margin. The Mules handed the Mavericks their first loss at home on the season, thanks to 35 points in the second half by UCM. The Mules set it up for an all-or-nothing finish to the season after a 27-17 win over Missouri Southern on Senior Day. The Mules had to face eventual national champion Northwest Missouri on the road in the season finale, needing a win to make the playoffs. It wasn't to be though, as the Bearcats answered an opening drive score by UCM with 56 unanswered points.

Individually, junior running back Anthony Stewart led the team in both rushing with 866 yards, and receiving with 714 yards, while scoring 16 touchdowns. Junior quarterback Eric Czerniewski became the all-time leading passer in school history in yards, touchdowns, and completions. Senior free safety Randy Shepherd finished his career ranked sixth in UCM history with 11 career interceptions while junior linebacker Cody Scribner led the squad with 80 tackles.

11 Mules received postseason recognition for their efforts on the field. Shepherd, senior punter Jordan Hofer, and junior defensive lineman P.J. South all grabbed first-team All-MIAA honors.

Second team all-league honors went to Stewart, junior tight end DeMarco Cosby, and junior defensive end Jeremy Wallace... honorable mention honors went to Czerniewski, senior wide receiver/kick returner Bobby Guillory, sophomore center Nate Stoffel, and senior defensive linemen Chris Gilchrist and Mike Martin.

All-region honors went to Shepherd, Cosby, Stewart, and Hofer. Cosby was named an honorable mention All-American for the second time in his career, while Stewart grabbed honorable mention All-American honors as an all-purpose back from Football Gazette.

After the season Shepherd and Hofer were honored by earning an invitation from the Cactus Bowl to play in the Division II All-Star Game in Kingsville, Texas, and led their team to victory.

2009 Mules Results

August	
27 Southwest Baptist	W 39-28
September	
3 Missouri S&T	W 50-13
12 at Emporia State*	W 24-21
19 Pittsburg State*	W 23-14
26 at Washburn*	L 36-21
October	
3 Truman State*	W 38-3
10 Fort Hays State*-HC	W 48-3
17 at Missouri Western*	L 36-21
24 at Nebraska-Omaha*	W 49-31
31 Missouri Southern	W 27-17
November	
7 Northwest Missouri*	L 56-14
* - MIAA Game	

2009 MIAA Standings

	MIAA			Overall		
	W	L	Pct.	W	L	Pct.
NWMSU (1)	.9	0	1.000	14	1	.933
MWSU	.6	3	.667	9	3	.750
UCM	.6	3	.667	8	3	.727
WU (25)	.6	3	.667	8	3	.727
UNO	.6	3	.667	7	5	.583
FHSU	.4	5	.444	6	5	.545
PSU	.3	6	.333	5	6	.455
MSSU	.3	6	.333	3	6	.300
ESU	.1	8	.111	2	9	.182
TSU	.1	8	.111	2	9	.182

() Final rank in AFCA poll.

2009 Mules Record When...

Playing at home	6-0
Playing on the road	2-3
Playing on natural grass	0-0
Playing on artificial turf	8-3
Playing at night	2-0
Playing during the day	6-3
Playing an MIAA opponent	6-3
Playing a team from Kansas	3-1
Playing a team from Missouri	4-2
Playing a team from Nebraska	1-0
Scoring first	5-1
Opponents score first	3-2
Scoring last	5-3
Opponents score last	3-0
Leading after the first quarter	6-0
Trailing after the first quarter	1-2
Tied after the first quarter	1-1
Leading at halftime	5-0
Trailing at halftime	2-3
Tied at halftime	1-0
Leading after the third quarter	6-0
Trailing after the third quarter	2-3
Tied after the third quarter	0-0



DeMarco Cosby earned All-American honors for the second straight year at tight end.

2009 Season Results

	OVERALL	HOME	AWAY	NEUT
ALL GAMES	8-3-0	6-0-0	2-3-0	0-0-0
CONFERENCE	6-3-0	4-0-0	2-3-0	0-0-0
NON-CONFERENCE	2-0-0	2-0-0	0-0-0	0-0-0

DATE	OPPONENT	W/L	SCORE	ATT
Aug 27	SOUTHWEST BAPTIST	W	39-28	6973
Sep 03	MISSOURI S&T	W	50-13	6473
*Sep 12	at Emporia State	W	24-21	5078
*Sep 19	#11 PITTSBURG STATE	W	23-14	10800
*Sep 26	at Washburn	L	21-36	6228
*Oct 03	TRUMAN STATE	W	38-3	3755
*Oct 10	FORT HAYS STATE	W	48-3	9275
*Oct 17	at #15 Missouri Western	L	21-36	4011
*Oct 24	at Nebraska-Omaha	W	49-31	2534
*Oct 31	MISSOURI SOUTHERN	W	27-17	4875
*Nov 07	at #3 NW Missouri State	L	14-56	6643

2009 Team Statistics

	UCM	Opponents
SCORING	354	258
Points Per Game	32.2	23.5
FIRST DOWNS	226	221
Rushing	77	82
Passing	137	124
Penalty	12	15
RUSHING YARDAGE	1504	1589
Yards gained rushing	1660	1867
Yards lost rushing	156	278
Rushing Attempts	328	409
Average Per Rush	4.6	3.9
Average Per Game	136.7	144.5
TDs Rushing	25	16
PASSING YARDAGE	3060	3004
Comp-Att-Int.	248-403-12	218-383-13
Average Per Pass	7.6	7.8
Average Per Catch	12.3	13.8
Average Per Game	278.2	273.1
TDs Passing	21	19
TOTAL OFFENSE	4564	4593
Total Plays	731	792
Average Per Play	6.2	5.8
Average Per Game	414.9	417.5
KICK RETURNS: #-Yards	46-1044	62-1131
PUNT RETURNS: #-Yards	30-289	14-138
INT RETURNS: #-Yards	13-175	12-107
KICK RETURN AVERAGE	22.7	18.2
PUNT RETURN AVERAGE	9.6	9.9
INT RETURN AVERAGE	13.5	8.9
FUMBLES-LOST	12-5	17-8
PENALTIES-Yards	84-680	89-697
Average Per Game	61.8	63.4
PUNTS-Yards	50-1949	53-1873
Average Per Punt	39.0	35.3
Net punt average	34.6	29.5
TIME OF POSSESSION/Game	29:14	30:40
3RD-DOWN Conversions	57/140	66/168
3rd-Down Pct	41%	39%
4TH-DOWN Conversions	8/16	10/22
4th-Down Pct	50%	45%
SACKS BY-Yards	20-152	16-86
MISC YARDS	107	6
TOUCHDOWNS SCORED	49	35
FIELD GOALS-ATTEMPTS	6-9	6-13
ON-SIDE KICKS	0-1	0-2
RED-ZONE SCORES	37-48 77%	29-38 76%
RED-ZONE TOUCHDOWNS	31-48 65%	23-38 61%
PAT-ATTEMPTS	42-46 91%	26-30 87%
ATTENDANCE	42151	24494
Games/Avg Per Game	6/7025	5/4899
Neutral Site Games		0/0

SCORE BY QTR	1	2	3	4	TOT
Central Missouri	85	88	58	123	354
Opponents	55	86	72	45	258

2009 Individual Statistics

RUSHING	G	Att	Gain	Loss	Net	Avg	TD	Long	Avg/G
Stewart,Anthony	11	163	886	20	866	5.3	12	56	78.7
Guillory,Bobby	11	29	226	10	216	7.4	2	35	19.6
Gower,Zain	10	34	180	10	170	5.0	5	63	17.0
Hubbard,Tywon	9	24	110	15	95	4.0	0	22	10.6
Gore,Justin	7	8	52	0	52	6.5	0	17	7.4
Czemiewski,Eric	11	48	123	81	42	0.9	5	20	3.8
Hedrlington,Ken	3	4	27	2	25	6.2	1	15	8.3
Waters,Geno	3	2	20	0	20	10.0	0	16	6.7
Corwin,Tommy	5	5	27	7	20	4.0	0	16	4.0
Peterson,Tim	11	1	7	0	7	7.0	0	7	0.6
Lewis,Patrick	10	1	1	0	1	1.0	0	1	0.1
Hofer,Jordan	11	2	1	5	-4	-2.0	0	1	-0.4
TEAM	7	7	0	6	-6	-0.9	0	0	-0.9
Total.....	11	328	1660	156	1504	4.6	25	63	136.7
Opponents.....	11	409	1867	278	1589	3.9	16	64	144.5

PASSING	G	Effic	Comp	Att	Int	Pct	Yds	TD	Long	Avg/G
Czemiewski,Eric	11	137.14	230	370	11	62.2	2818	19	79	256.2
Corwin,Tommy	5	131.89	15	29	1	51.7	222	2	43	44.4
Waters,Geno	3	156.00	3	3	0	100.0	20	0	11	6.7
TEAM	7	0.00	0	1	0	0.0	0	0	0	0.0
Total.....	11	136.56	248	403	12	61.5	3060	21	79	278.2
Opponents.....	11	132.39	218	383	13	56.9	3004	19	74	273.1

RECEIVING	G	No.	Yds	Avg	TD	Long	Avg/G
Stewart,Anthony	11	54	714	13.2	4	70	64.9
Cosby,DeMarco	11	39	513	13.2	5	41	46.6
Parks,Adam	11	37	403	10.9	0	79	36.6
Guillory,Bobby	11	28	320	11.4	4	47	29.1
Mason,Seth	11	22	354	16.1	1	41	32.2
Warren,Jamorris	11	22	266	12.1	4	42	24.2
Gower,Zain	10	14	135	9.6	1	17	13.5
Hubbard,Tywon	9	8	60	7.5	1	30	6.7
Peterson,Tim	11	7	90	12.9	0	28	8.2
Ginavan,Kyson	6	5	75	15.0	0	43	12.5
Cannon,David	11	4	55	13.8	0	28	5.0
Allison,Reid	11	3	38	12.7	0	20	3.5
Hedrlington,Ken	3	2	18	9.0	0	9	6.0
Dyer,Taylor	4	2	14	7.0	1	8	3.5
Smith,Garrett	10	1	5	5.0	0	5	0.5
Total.....	11	248	3060	12.3	21	79	278.2
Opponents.....	11	218	3004	13.8	19	74	273.1

SCORING	TD	FGs	Kick	Rush	Rev	Pass	DXP	Saf	-	Pts
Stewart,Anthony	16	0-0	0-0	0-0	0	0-0	0	0	-	96
Jamieson,Aaron	0	6-9	42-45	0-0	0	0-0	0	0	-	60
Guillory,Bobby	8	0-0	0-0	0-0	0	0-0	0	0	-	48
Gower,Zain	6	0-0	0-0	0-0	0	0-0	0	0	-	36
Czemiewski,Eri	5	0-0	0-0	0-0	0	0-2	0	0	-	30
Cosby,DeMarco	5	0-0	0-0	0-0	0	0-0	0	0	-	30
Warren,Jamorris	4	0-0	0-0	0-0	0	0-0	0	0	-	24
Dyer,Taylor	1	0-0	0-0	0-0	0	0-0	0	0	-	6
Hedrlington,Ken	1	0-0	0-0	0-0	0	0-0	0	0	-	6
Mason,Seth	1	0-0	0-0	0-0	0	0-0	0	0	-	6
Hubbard,Tywon	1	0-0	0-0	0-0	0	0-0	0	0	-	6
Shepherd,Randy	1	0-0	0-0	0-0	0	0-0	0	0	-	6
Middleton,Sean	0	0-0	0-1	0-0	0	0-0	0	0	-	0
Boehringer,B.	0	0-0	0-0	0-0	0	0-1	0	0	-	0
Total.....	49	6-9	42-46	0-0	0	0-3	0	0	-	354
Opponents.....	35	6-13	26-30	1-1	1	1-4	0	0	-	258

PUNTING	No.	Yds	Avg	Long	TB	FC	I20	Blkd
Hofer,Jordan	43	1720	40.0	62	3	14	11	0
Czemiewski,Eric	7	229	32.7	38	1	0	6	0
Total.....	50	1949	39.0	62	4	14	17	0
Opponents.....	53	1873	35.3	58	1	10	9	3

FIELD GOALS	FG-A	Pct	01-19	20-29	30-39	40-49	50+	Lg	Blk
Jamieson,Aaron	6-9	66.7	0-0	4-5	1-2	1-2	0-0	43	2

KICKOFFS	No.	Yds	Avg	TB	OB	Retn	Net YdLn
Jamieson,Aaron	65	3811	58.6	2	0		
Total.....	65	3811	58.6	2	0	1131	40.6 29
Opponents.....	50	2875	57.5	3	2	1044	35.4 34

FG SEQUENCE ()=made field goal	Central Missouri	OPPONENTS
Southwest Baptist	-	38
Missouri S&T	(28)	-
Emporia State	(26)	28,31
Pittsburg State	(43)	-
Washburn	46	43,(29)
Truman State	(26)	(27)
Fort Hays State	(22),(30)	(28)
Missouri Western	-	(29),21
Nebraska-Omaha	-	47,32,(33)
Missouri Southern	30	(29)
NW Missouri State	26	-

Numbers in (parentheses) indicate field goal was made.

ALL-PURPOSE*	G	Rush	Rec	PR	KOR	IR	Tot	Avg/G
Stewart,Anthony	11	866	714	0	27	0	1607	146.1
Guillory,Bobby	11	216	320	0	587	0	1123	102.1
Parks,Adam	11	0	403	271	0	0	674	61.3
Gower,Zain	10	170	135	10	354	0	669	66.9
Cosby,DeMarco	11	0	513	0	0	0	513	46.6
Total.....	11	1504	3060	289	1044	175	6072	552.0
Opponents.....	11	1589	3004	138	1131	107	5969	542.6

TOTAL OFFENSE*	G	Plays	Rush	Pass	Total	Avg/G
Czerniewski,Eric	11	418	42	2818	2860	260.0
Stewart,Anthony	11	163	866	0	866	78.7
Corwin,Tommy	5	34	20	222	242	48.4
Guillory,Bobby	11	29	216	0	216	19.6
Gower,Zain	10	34	170	0	170	17.0
Total.....	11	731	1504	3060	4564	414.9
Opponents.....	11	792	1589	3004	4593	417.5

* - Top 5 listed for for all-purpose and total offense

PUNT RETURNS	No.	Yds	Avg	TD	Long
Parks,Adam	27	271	10.0	0	48
Gower,Zain	1	10	10.0	0	0
Boan,Dan	1	10	10.0	0	0
Shepherd,Randy	1	-2	-2.0	0	0
Total.....	30	289	9.6	0	48
Opponents.....	14	138	9.9	0	24

KICK RETURNS	No.	Yds	Avg	TD	Long
Guillory,Bobby	21	587	28.0	2	97
Gower,Zain	13	354	27.2	0	45
Boan,Dan	4	37	9.2	0	15
Stewart,Anthony	3	27	9.0	0	20
Smith,Garrett	2	19	9.5	0	17
Boehringer,B.	2	16	8.0	0	9
Salter,Darrian	1	4	4.0	0	4
Total.....	46	1044	22.7	2	97
Opponents.....	62	1131	18.2	0	48

INTERCEPTIONS	No.	Yds	Avg	TD	Long
Shepherd,Randy	6	137	22.8	1	70
Bangali,Joseph	2	30	15.0	0	20
Manson,Kor'Ree	2	0	0.0	0	0
Parker,Karl	1	0	0.0	0	0
Ball,Deonte	1	0	0.0	0	0
Ginn,Brett	1	8	8.0	0	8
Total.....	13	175	13.5	1	70
Opponents.....	12	107	8.9	0	47

FUMBLE RETURNS	No.	Yds	Avg	TD	Long
Shepherd,Randy	1	12	12.0	0	12
Parker,Karl	1	11	11.0	0	11
Total.....	2	23	11.5	0	12
Opponents.....	4	24	6.0	0	12

DEFENSIVE STATS	GP-GS	Tackles				Sacks	Pass Def			Fumbles		Blkd Kick	Saf
		Solo	Ast	Total	TFL/Yds		No-Yards	Int-Yds	BrUp	QBH	Rev-Yds		
38 Scribner,Cody	11-10	26	53	79	3.5-6
20 Shepherd,Randy	11-10	39	39	78	4.0-13	2.0-11	6-137	6	1	2-12	1	.	.
24 Parker,Karl	11-6	20	37	57	3.0-15	1.5-9	1-0	3	1	1-11	.	.	.
5 Bangali,Joseph	11-4	24	26	50	2.5-10	.	2-30	3	2	.	1	.	.
3 Manson,Kor'Ree	11-8	25	23	48	.	.	2-0	6
39 Patterson,Calvin	9-5	16	31	47	0.5-2	0.5-2	.	1	1	1-0	.	.	.
52 King,Devin	6-4	20	21	41	2.5-9	1.5-8	.	2	.	.	1	.	.
22 Ball,Deonte	11-7	27	12	39	1.5-3	.	1-0	3	1	1-0	1	.	.
98 Gilchrist,Chris	11-10	9	29	38	4.0-8	.	.	2	2
90 South,P.J.	11-10	14	21	35	8.5-37	4.5-29	.	.	5	.	.	2	.
53 Knight,Evan	8-1	7	26	33	2.5-7
32 Dotson,LaVance	11-5	14	18	32	.	.	.	2	.	1-0	1	.	.
48 Bergeson,Andrew	10-0	15	15	30	1	.
71 Martin,Mike	11-10	15	15	30	10.5-52	3.0-24	.	1	5	.	1	.	.
36 Coaxum,Justin	11-8	13	16	29	2.0-4	.	.	4
51 Tiernan,Marc	11-0	9	14	23	1.5-8	1.5-8
27 Lewis,Patrick	10-0	11	11	22
92 Wallace,Jeremy	9-4	13	9	22	4.5-48	2.0-32	.	.	4	.	1	.	.
19 Ginn,Brett	8-2	8	13	21	0.5-3	0.5-3	1-8	1	2	1-0	1	.	.
94 Jackson,Trey	8-0	6	14	20	4.5-18	1.0-12	.	1
49 Kreter,Layne	11-6	5	10	15	3.5-21	1.5-12	.	.	4
35 Boehringer,B.	11-0	6	8	14	1-0	.	1	.
99 Fiuangaihetau,Peni	11-0	3	8	11	0.5-2	0.5-2	.	.	1
26 Clark,Brandon	2-0	1	7	8
63 Holbert,Josh	9-0	1	7	8
40 Cox,Shawn	6-0	2	5	7
28 Bisch,Carlos	11-0	4	2	6
93 Dilworth,Reggie	4-0	1	5	6	1.0-1
18 Ebert,Tyler	5-0	.	4	4	.	.	.	1
59 Wier,Drew	9-0	2	2	4
34 Tavu'i,Edgar	3-0	1	3	4
29 Hill,Scott	2-0	2	1	3
41 Lashley,Phillip	2-0	1	2	3
42 Boan,Dan	8-0	1	1	2	1	.
96 Smith,Dakota	1-0	.	2	2	1.0-1
74 Smith,Garrett	10-0	1	1	2
45 Carter,Joe	2-0	.	2	2
30 Hanna,Colin	6-0	.	1	1
56 Ahearn,Kollin	2-0	.	1	1
50 Mason,Chris	5-0	.	1	1
54 Farias,Tony	5-0	2
Total.....	11-0	377	522	899	63-271	20-152	13-175	38	32	8-23	12	7	.

Game-by-Game Comparison Statistics

Opponent	Score	First Downs				Rushing		Passing			Total Offense		Return Yds	TO's
		Total	Rush	Pass	Pen.	UCM	Opp	Comp	Att	INT	Yards	UCM		
SOUTHWEST BAPTIST	39-28	24/21	8/8	14/11	2/2	44-119	27-150	29-41-0/23-48-0	354/339	85-473	75-489	132/127	0/1	
MISSOURI S&T	50-13	34/17	14/4	19/13	1/0	38-218	19-69	26-33-0/26-38-1	364/269	71-582	57-338	130/133	0/1	
Emporia State	24-21	18/25	7/12	9/12	2/1	26-127	47-166	14-28-1/22-37-0	194/312	54-321	84-478	153/135	1/0	
PITTSBURG STATE	23-14	11/18	3/7	8/11	0/0	24-81	43-143	16-28-0/16-29-2	146/227	52-227	72-370	147/157	0/4	
Washburn	21-36	21/19	9/8	12/10	0/1	29-138	42-150	32-53-3/15-28-0	283/297	82-421	70-447	137/70	5/0	
TRUMAN STATE	38-3	19/12	8/4	10/6	1/2	33-168	42-101	18-33-2/13-21-2	271/172	66-439	63-227	120/165	2/4	
FORT HAYS STATE	48-3	28/14	9/4	17/7	2/3	37-248	23-63	25-36-1/18-39-3	345/147	73-593	62-210	141/184	1/4	
Missouri Western	21-36	14/25	5/15	9/9	0/1	23-71	49-223	19-33-1/18-25-1	197/246	56-268	74-469	109/107	1/1	
Nebraska-Omaha	49-31	16/27	6/6	8/17	2/4	22-133	42-204	15-27-3/26-43-1	254/311	49-387	85-515	146/150	3/3	
MISSOURI SOUTHERN	27-17	20/19	5/5	14/14	1/0	31-147	34-98	23-40-0/21-48-3	333/239	71-480	82-337	111/55	3/3	
NW Missouri State	14-56	21/24	3/9	17/14	1/1	21-54	41-222	31-51-1/20-27-0	319/445	72-373	68-667	205/117	1/0	
Totals	354-258	226/221	77/82	137/124	12/15	328-1504	409-1589	248-403-12/218-383-13	3060/3004	731-4564	792-4593	1531/1400	17/21	

Opponent	3rd Down Conversions	4th Down Conversions	Time of Possession	TOP Margin	Yds / Rush	Yds / Pass	Yds / Play	Punting NO-Avg	Penalty Yds
MISSOURI S&T	6-8/4-13	0-1/1-1	32:45/27:15	5:30	5.7/3.6	11.0/7.1	8.2/5.9	0-0/7-32.9	1-10/5-45
Emporia State	4-11/10-19	0-0/2-3	22:51/37:07	-14:16	4.9/3.5	6.9/8.4	5.9/5.7	6-40.7/5-36.8	14-118/15-103
PITTSBURG STATE	4-12/7-16	0-0/0-2	25:06/34:54	-9:48	3.4/3.3	5.2/7.8	4.4/5.1	7-36.6/4-34.5	6-29/13-112
Washburn	6-16/5-15	0-1/1-2	31:35/27:25	4:10	4.8/3.6	5.3/10.6	5.1/6.4	5-43.0/6-38.2	11-92/9-80
TRUMAN STATE	5-12/4-15	0-1/0-0	28:10/31:50	-3:40	5.1/2.4	8.2/8.2	6.7/4.3	3-37.7/7-32.3	8-54/10-91
FORT HAYS STATE	7-12/2-13	0-1/0-2	34:06/25:54	8:12	6.7/2.7	9.6/3.8	8.1/3.4	2-35.5/6-35.7	6-71/3-27
Missouri Western	3-12/6-13	2-3/2-2	21:41/38:19	-16:38	3.1/4.6	6.0/9.8	4.8/6.3	6-37.2/3-38.7	5-16/5-49
Nebraska-Omaha	3-9/7-15	1-1/0-1	21:16/38:36	-17:20	6.0/4.9	9.4/7.2	7.9/6.1	4-45.8/2-36.5	10-91/8-60
MISSOURI SOUTHERN	7-14/9-20	0-0/1-1	30:50/29:10	1:40	4.7/2.9	8.3/5.0	6.8/4.1	5-37.4/7-34.7	5-40/3-22
NW Missouri State	5-15/8-14	2-3/2-3	31:41/28:19	3:22	2.6/5.4	6.3/16.5	5.2/9.8	6-38.0/1-38.0	5-50/7-45
Totals	57-140/66-168	8-16/10-22	321:29/337:21	-15:52	4.6/3.9	7.6/7.8	6.2/5.8	50-39.0/53-35.3	680/697

Game-by-Game Rushing

	No-Yds/TD	SBU	MST	ESU	PSU	WU	TSU	FHSU	MWSU	UNO	MSSU	NWMSU
Stewart,Anthony RB	163-866/12	18-70/1	8-58/1	19-121/1	14-53/1	21-89/2	11-89/0	16-93/1	12-47/2	10-67/2	22-134/1	12-45/0
Guillory,Bobby WR	29-216/2	4-18/0	3-19/0	-	3-27/0	2-15/0	2-21/0	2-16/0	4-2/0	4-59/1	4-38/1	1-1/0
Gower,Zain RB	34-170/5	DNP	9-47/2	1-1/0	5-2/0	1-1/1	7-20/1	6-90/1	1-1/0	-	1-3/0	3-5/0
Hubbard,Tywon RB	24-95/0	5-32/0	10-57/0	-	1-0/0	-	4-5/0	4-1/0	DNP	DNP	-	-
Gore,Justin RB	8-52/0	DNP	3-23/0	DNP	DNP	DNP	-	5-29/0	-	-	-	-
Czerniewski,Eri QB	48-42/5	14-1/1	-	6-5/1	-	5-33/0	4-1/0	1-4/0	6-21/1	7-6/1	4--28/1	1--1/0
Hedrington,Ken RB	4-25/1	-	DNP	DNP	DNP	-	4-25/1	DNP	DNP	DNP	DNP	DNP

Game-by-Game Receiving

	No-Yds/TD	SBU	MST	ESU	PSU	WU	TSU	FHSU	MWSU	UNO	MSSU	NWMSU
Stewart,Anthony RB	54-714/4	6-105/1	4-39/1	-	2-21/0	7-38/0	6-146/1	3-61/0	7-94/0	2-17/0	9-125/0	8-68/1
Cosby,DeMarco TE	39-513/5	7-77/2	6-114/0	1-6/0	2-13/0	6-70/0	2-22/1	3-35/1	1-4/0	-	6-88/0	5-84/1
Parks,Adam WR	37-403/0	5-41/0	3-33/0	3-19/0	3-22/0	5-62/0	4-35/0	2-10/0	1-16/0	4-103/0	-	7-62/0
Mason,Seth WR	22-354/1	2-16/0	1-31/1	3-58/0	-	4-40/0	1-16/0	5-119/0	1-9/0	1-6/0	1-13/0	3-46/0
Guillory,Bobby WR	28-320/4	4-29/0	-	2-40/0	4-58/1	1-5/0	2-34/1	4-31/1	6-54/0	1-2/0	3-64/1	1-3/0
Warren,Jamorris WR	22-266/4	-	3-31/2	1-12/1	2-19/0	3-31/0	-	2-20/0	2-14/0	5-98/1	2-29/0	2-12/0
Gower,Zain RB	14-135/1	DNP	2-32/0	1-6/0	1-7/0	5-35/0	-	2-29/1	-	1-13/0	-	2-13/0
Peterson,Tim WR	7-90/0	-	1-13/0	2-43/0	1-7/0	-	-	-	-	-	2-14/0	1-13/0
Ginavan,Kyson WR	5-75/0	DNP	2-54/0	DNP	DNP	DNP	1-3/0	-	1-6/0	DNP	-	1-12/0
Hubbard,Tywon RB	8-60/1	3-57/1	2-4/0	-	1--1/0	1-2/0	-	1--2/0	DNP	DNP	-	-
Cannon,David TE	4-55/0	-	-	-	-	-	1-6/0	1-28/0	-	1-15/0	-	1-6/0
Allison,Reid WR	3-38/0	1-20/0	1-8/0	1-10/0	-	-	-	-	-	-	-	-
Dyer,Taylor WR	2-14/1	-	-	DNP	DNP	DNP	-	2-14/1	DNP	DNP	DNP	DNP

Game-by-Game Passing

#13 Czerniewski,Eric	Att	Comp	Int	Pct	Yards	TD	Long	Sack	Yds	Effic
Southwest Baptist	41	29	0	70.7	354	4	70	4	23	175.5
Missouri S&T	22	19	0	86.4	279	4	32	0	0	259.9
Emporia State	28	14	1	50.0	194	1	35	2	7	112.8
Pittsburg State	28	16	0	57.1	146	1	22	0	0	112.7
Washburn	52	32	3	61.5	283	0	41	0	0	95.7
Truman State	29	16	1	55.2	239	3	49	2	4	151.6
Fort Hays State	30	22	1	73.3	303	3	41	0	0	184.5
Missouri Western	33	19	1	57.6	197	0	36	1	8	101.7
Nebraska-Omaha	27	15	3	55.6	254	1	79	1	7	124.6
Missouri Southern	38	22	0	57.9	329	1	53	3	29	139.3
NW Missouri State	42	26	1	61.9	240	1	27	1	1	113.0
TOTALS	370	230	11	62.2	2818	19	79	14	79	137.1

#12 Corwin,Tommy	Att	Comp	Int	Pct	Yards	TD	Long	Sack	Yds	Effic
Missouri S&T	9	5	0	55.6	71	0	43	1	4	121.8
Truman State	4	2	1	50.0	32	0	29	0	0	67.2
Fort Hays State	5	2	0	40.0	36	1	28	1	0	166.5
Missouri Southern	2	1	0	50.0	4	0	4	0	0	66.8
NW Missouri State	9	5	0	55.6	79	1	40	1	3	166.0
TOTALS	29	15	1	51.7	222	2	43	2	7	131.9

Game-by-Game Starters

Offense

Game	ZR	TE	LT	LG	C	RG	RT	XR	FR / FB	QB	RB
SBU	Mason	Cosby	Henderson	Manternach	Stoffel	Tela	Hicklin	Parks	Guillory	Czerniewski	Stewart
MST	Mason	Cosby	Henderson	Manternach	Stoffel	Tela	Hicklin	Parks	Guillory	Czerniewski	Stewart
ESU	Mason	Cosby	Henderson	Manternach	Stoffel	Tela	Hicklin	Parks	Guillory	Czerniewski	Stewart
PSU	Mason	Cosby	Henderson	Manternach	Stoffel	Tela	Hicklin	Parks	Guillory	Czerniewski	Stewart
WU	Mason	Cosby	Henderson	Manternach	Stoffel	Tela	Hicklin	Parks	Guillory	Czerniewski	Stewart
TSU	Mason	Cosby	Henderson	Manternach	Stoffel	Tela	Hicklin	Parks	Guillory	Czerniewski	Stewart
FHSU	Mason	Cosby	Henderson	Manternach	Stoffel	Tela	Hicklin	Parks	Guillory	Czerniewski	Stewart
MWSU	Mason	Cosby	Henderson	Manternach	Stoffel	Tela	Hicklin	Parks	Guillory	Czerniewski	Stewart
UNO	Mason	Cosby	Henderson	Manternach	Stoffel	Tela	Hicklin	Parks	Guillory	Czerniewski	Stewart
MSSU	Mason	Cosby	Henderson	Manternach	Stoffel	Tela	Hicklin	Parks	Guillory	Czerniewski	Stewart
NWMSU	Mason	Cosby	Henderson	Manternach	Stoffel	Tela	Hicklin	Parks	Peterson	Czerniewski	Stewart

Defense

Game	DE	DT	NG	Hammer	SLB	WLB	CB	Bandit	FS	SS	CB
SBU	Martin	South	Gilchrist	Kreter	Patterson	Scribner	Dotson	Parker	Shepherd	Coaxum	Manson
MST	Martin	South	Gilchrist	Kreter	Patterson	Scribner	Dotson	Parker	Shepherd	Coaxum	Manson
ESU	Martin	South	Gilchrist	Kreter	Patterson	Scribner	Ball	Parker	Shepherd	Coaxum	Manson
PSU	Martin	South	Gilchrist	Kreter	Patterson	Scribner	Ball	Parker	Shepherd	Coaxum	Manson
WU	Martin	South	Gilchrist	Kreter	Patterson	Scribner	Ball	Parker	Shepherd	Ginn	Manson
TSU	Martin	South	Gilchrist	Wallace	Knight	Scribner	Ball	Parker	Shepherd	Coaxum	Manson
FHSU	Martin	South	Gilchrist	Wallace	King	Scribner	Ball	Bangali	Shepherd	Coaxum	Manson
MWSU	Martin	South	Gilchrist	Wallace	King	Scribner	Dotson	Bangali	Shepherd	Ginn	Manson
UNO	Martin	South	Gilchrist	Wallace	King	Scribner	Dotson	Bangali	Shepherd	Coaxum	Manson
MSSU	Martin	South	Gilchrist	Kreter	King	Scribner	Ball	Bangali	Shepherd	Coaxum	Dotson
NWMSU	Martin	South	Gilchrist	Wallace	King	Scribner	Ball	Bangali	Shepherd	Coaxum	Dotson

Game-by-Game Tackles (listed solos-assists)

TOTAL TACKLES	UA-A	TOT	SBU	MST	ESU	PSU	WU	TSU	FHSU	MWSU	UNO	MSSU	NWMSU
Scribner, Cody LB	26-53	79	4-6	1-7	5-2	3-4	3-5	0-3	2-7	2-8	5-1	1-5	0-5
Shepherd, Randy DB	39-39	78	2-2	1-5	5-3	4-2	4-3	1-0	1-1	12-8	3-4	4-8	2-3
Parker, Karl DB	20-37	57	3-3	0-7	3-0	2-3	0-4	0-5	2-1	2-1	5-2	2-6	1-5
Bangali, Joseph DB	24-26	50	1-1	1-0	3-0	0-1	-	2-4	2-6	4-4	4-5	5-4	2-1
Manson, Kor'Ree CB	25-23	48	1-1	1-3	5-3	1-0	2-2	2-2	1-2	4-0	4-5	1-3	3-2
Patterson, Calvi LB	16-31	47	1-3	0-5	2-3	7-7	1-3	DNP	DNP	-	1-2	1-3	3-5
King, Devin LB	20-21	41	DNP	DNP	DNP	DNP	DNP	4-8	2-3	5-1	5-2	1-4	3-3
Ball, Deonte CB	27-12	39	0-1	0-1	2-0	2-0	7-0	1-2	4-4	-	5-0	2-1	4-3
Gilchrist, C. DL	9-29	38	0-4	0-2	1-2	1-2	0-2	0-6	2-5	1-1	1-1	1-4	2-0
South, P.J. DL	14-21	35	1-2	1-0	4-1	0-1	1-0	1-5	0-2	1-1	3-1	1-6	1-2
Knight, Evan LB	7-26	33	1-0	2-4	0-4	0-2	2-8	1-6	1-1	DNP	DNP	DNP	0-1
Dotson, LaVance CB	14-18	32	2-2	0-3	2-0	0-3	1-2	1-0	0-1	3-1	1-1	3-1	1-4
Martin, Mike DE	15-15	30	1-1	0-1	4-2	1-3	2-1	0-3	-	-	3-0	2-3	2-1
Bergeson, Andrew DB	15-15	30	3-1	1-2	5-2	3-2	0-1	2-4	DNP	-	-	1-1	0-2
Coaxum, Justin DB	13-16	29	1-3	1-4	1-0	0-2	1-0	1-1	1-0	4-4	2-1	-	1-1
Tiernan, Marc DE	9-14	23	2-5	1-1	1-0	1-0	-	1-3	0-1	1-0	2-2	0-1	0-1
Lewis, Patrick DB	11-11	22	0-3	1-1	DNP	3-4	2-0	1-1	3-0	-	0-1	1-1	-
Wallace, Jeremy DE	13-9	22	DNP	0-1	4-1	2-0	1-1	1-3	1-1	2-1	2-1	DNP	-
Ginn, Brett DB	8-13	21	2-1	2-0	2-0	0-5	0-2	1-2	0-3	1-0	DNP	DNP	DNP
Jackson, Trey DL	6-14	20	-	DNP	DNP	DNP	2-2	1-2	0-1	0-2	2-1	0-5	1-1
Kreter, Layne DE	5-10	15	0-1	0-1	-	0-4	1-0	2-1	1-1	-	0-1	-	1-1
Boehringer, B.	6-8	14	0-2	0-2	0-1	1-0	-	0-1	2-0	0-1	0-1	2-0	1-0
Fiuangaihetau, P DL	3-8	11	-	0-1	1-1	0-4	-	1-1	0-1	-	1-0	-	-
Holbert, Josh LB	1-7	8	DNP	-	DNP	0-2	-	-	-	0-1	0-1	0-3	1-0
Clark, Brandon LB	1-7	8	0-4	1-3	DNP	DNP	DNP	DNP	DNP	DNP	DNP	DNP	DNP
Cox, Shawn DB	2-5	7	0-2	DNP	1-0	-	DNP	DNP	-	-	DNP	DNP	1-3
Bisch, Carlos CB	4-2	6	-	0-1	1-0	-	2-0	-	0-1	-	1-0	-	-
Dilworth, Reggie DL	1-5	6	DNP	0-1	DNP	DNP	DNP	1-2	0-1	DNP	DNP	DNP	0-1
Ebert, Tyler CB	0-4	4	DNP	0-2	DNP	DNP	DNP	0-1	0-1	DNP	DNP	-	-
Tavu'i, Edgar LB	1-3	4	-	1-3	-	DNP	DNP	DNP	DNP	DNP	DNP	DNP	DNP
Wier, Drew	2-2	4	-	-	DNP	1-0	DNP	-	-	-	1-1	0-1	-
Hill, Scott DB	2-1	3	DNP	2-0	DNP	DNP	DNP	DNP	0-1	DNP	DNP	DNP	DNP
Salter, Darrian	1-2	3	0-1	-	-	1-1	-	-	-	-	-	-	-
Lashley, Phillip DB	1-2	3	DNP	1-1	DNP	DNP	DNP	0-1	DNP	DNP	DNP	DNP	DNP
Carter, Joe LB	0-2	2	DNP	0-1	DNP	0-1	DNP	DNP	DNP	DNP	DNP	DNP	DNP
Boan, Dan	1-1	2	DNP	-	DNP	-	DNP	-	1-1	-	-	-	-
Smith, Dakota DE	0-2	2	0-2	DNP	DNP	DNP	DNP	DNP	DNP	DNP	DNP	DNP	DNP
Ahearn, Kollin LB	0-1	1	DNP	-	DNP	DNP	DNP	DNP	0-1	DNP	DNP	DNP	DNP
Mason, Chris DE	0-1	1	0-1	-	DNP	DNP	-	DNP	-	DNP	DNP	DNP	-
Hanna, Colin DB	0-1	1	DNP	0-1	DNP	-	DNP	-	-	DNP	-	DNP	-
Jaben, Miles DL	0-1	1	-	-	DNP	0-1	-	-	-	-	DNP	-	-

Individual Highs

Rushes

Mules - 22 Stewart, Anthony vs Missouri Southern (Oct 31, 2009)
Opps - 33 Terrell, Levi, at Nebraska-Omaha (Oct 24, 2009)

Yards Rushing

Mules - 134 Stewart, Anthony vs Missouri Southern (Oct 31, 2009)
Opps - 218 Terrell, Levi, at Nebraska-Omaha (Oct 24, 2009)

TD Rushes

Mules - 2 Four times
Opps - 2 Creason, Billy, at NW Missouri State (Nov 07, 2009)

Long Rush

Mules - 63 Gower, Zain vs Fort Hays State (Oct 10, 2009)
Opps - 64 Terrell, Levi, at Nebraska-Omaha (Oct 24, 2009)

Pass Attempts

Mules - 52 Czerniewski, Eric at Washburn (Sep 26, 2009)
Opps - 48 Gachette, Steven, vs Southwest Baptist (Aug 27, 2009)

Pass Completions

Mules - 32 Czerniewski, Eric at Washburn (Sep 26, 2009)
Opps - 26 Schlueter, J., vs Missouri S&T (Sep 03, 2009)

Yards Passing

Mules - 354 Czerniewski, Eric vs Southwest Baptist (Aug 27, 2009)
Opps - 421 Bolles, Blake, at NW Missouri State (Nov 07, 2009)

TD Passes

Mules - 4 Czerniewski, Eric vs Southwest Baptist (Aug 27, 2009)
Czerniewski, Eric vs Missouri S&T (Sep 03, 2009)
Opps - 4 Newhart, Drew, at Missouri Western (Oct 17, 2009)
Bolles, Blake, at NW Missouri State (Nov 07, 2009)

Long Pass

Mules - 79 Czerniewski, Eric at Nebraska-Omaha (Oct 24, 2009)
Opps - 74 Simoneau, Dane, at Washburn (Sep 26, 2009)

Receptions

Mules - 9 Stewart, Anthony vs Missouri Southern (Oct 31, 2009)
Opps - 10 Shockley, Chad, vs Missouri S&T (Sep 03, 2009)

Yards Receiving

Mules - 146 Stewart, Anthony vs Truman State (Oct 03, 2009)
Opps - 165 Mertz, Ryan, at Washburn (Sep 26, 2009)

TD Receptions

Mules - 2 Cosby, DeMarco vs Southwest Baptist (Aug 27, 2009)
Warren, Jamorris vs Missouri S&T (Sep 03, 2009)
Opps - 3 Soy, Jake, at NW Missouri State (Nov 07, 2009)



Anthony Stewart led the Mules in scoring last season with 16 touchdowns.

Long Reception

Mules - 79 Parks, Adam at Nebraska-Omaha (Oct 24, 2009)
Opps - 74 Mertz, Ryan, at Washburn (Sep 26, 2009)

Field Goals

Mules - 2 Jamieson, Aaron vs Fort Hays State (Oct 10, 2009)
Opps - 1 Six times

Long Field Goal

Mules - 43 Jamieson, Aaron vs Pittsburg State (Sep 19, 2009)
Opps - 33 Zuerlein, Greg, at Nebraska-Omaha (Oct 24, 2009)

Punts

Mules - 6 Hofer, Jordan vs Southwest Baptist (Aug 27, 2009)
Hofer, Jordan at Missouri Western (Oct 17, 2009)
Opps - 7 Mueller, Brian, vs Missouri S&T (Sep 03, 2009)

Punting Avg

Mules - 45.8 Hofer, Jordan at Nebraska-Omaha (Oct 24, 2009)
Opps - 46.0 Witter, Jared, vs Pittsburg State (Sep 19, 2009)

Long Punt

Mules - 62 Hofer, Jordan at Emporia State (Sep 12, 2009)
Opps - 58 Witter, Jared, vs Pittsburg State (Sep 19, 2009)

Long Punt Return

Mules - 48 Parks, Adam vs Missouri Southern (Oct 31, 2009)
Opps - 24 Shannon, Brian, at NW Missouri State (Nov 07, 2009)

Long Kickoff Return

Mules - 97 Guillory, Bobby vs Pittsburg State (Sep 19, 2009)
Opps - 48 Shannon, Brian, at NW Missouri State (Nov 07, 2009)

Tackles

Mules - 20 Shepherd, Randy at Missouri Western (Oct 17, 2009)
Opps - 13 Watkins, Zach, at Washburn (Sep 26, 2009)

Sacks

Mules - 2.0 Martin, Mike at Nebraska-Omaha (Oct 24, 2009)
Opps - 1.0 13 times

Tackles For Loss

Mules - 2.5 Martin, Mike vs Missouri Southern (Oct 31, 2009)
Opps - 2.0 Five times

Interceptions

Mules - 2 Shepherd, Randy vs Fort Hays State (Oct 10, 2009)
Opps - 2 Zabka, Jason, at Nebraska-Omaha (Oct 24, 2009)



Eric Czerniewski was an All-MIAA pick for the second consecutive year in 2009.

Team Highs

Rushes

Mules - 44 vs Southwest Baptist (Aug 27, 2009)
Opps - 49 at Missouri Western (Oct 17, 2009)

Yards Rushing

Mules - 248 vs Fort Hays State (Oct 10, 2009)
Opps - 223 at Missouri Western (Oct 17, 2009)

Yards Per Rush

Mules - 6.7 vs Fort Hays State (Oct 10, 2009)
Opps - 5.6 vs Southwest Baptist (Aug 27, 2009)

TD Rushes

Mules - 4 at Nebraska-Omaha (Oct 24, 2009)
Opps - 4 at NW Missouri State (Nov 07, 2009)

Pass Attempts

Mules - 53 at Washburn (Sep 26, 2009)
Opps - 48 vs Southwest Baptist (Aug 27, 2009)
vs Missouri Southern (Oct 31, 2009)

Pass Completions

Mules - 32 at Washburn (Sep 26, 2009)
Opps - 26 vs Missouri S&T (Sep 03, 2009)
at Nebraska-Omaha (Oct 24, 2009)

Yards Passing

Mules - 364 vs Missouri S&T (Sep 03, 2009)
Opps - 445 at NW Missouri State (Nov 07, 2009)

Yards Per Pass

Mules - 11.0 vs Missouri S&T (Sep 03, 2009)
Opps - 16.5 at NW Missouri State (Nov 07, 2009)

TD Passes

Mules - 4 vs Southwest Baptist (Aug 27, 2009)
vs Missouri S&T (Sep 03, 2009)
vs Fort Hays State (Oct 10, 2009)

Opps - 4 at Missouri Western (Oct 17, 2009)
at NW Missouri State (Nov 07, 2009)

Total Plays

Mules - 85 vs Southwest Baptist (Aug 27, 2009)
Opps - 85 at Nebraska-Omaha (Oct 24, 2009)

Total Offense

Mules - 593 vs Fort Hays State (Oct 10, 2009)
Opps - 667 at NW Missouri State (Nov 07, 2009)

Yards Per Play

Mules - 8.2 vs Missouri S&T (Sep 03, 2009)
Opps - 9.8 at NW Missouri State (Nov 07, 2009)

Points

Mules - 50 vs Missouri S&T (Sep 03, 2009)
Opps - 56 at NW Missouri State (Nov 07, 2009)

Sacks By

Mules - 5 vs Southwest Baptist (Aug 27, 2009)
Opps - 4 vs Southwest Baptist (Aug 27, 2009)

First Downs

Mules - 34 vs Missouri S&T (Sep 03, 2009)
Opps - 27 at Nebraska-Omaha (Oct 24, 2009)

Penalties

Mules - 14 at Emporia State (Sep 12, 2009)
Opps - 15 at Emporia State (Sep 12, 2009)

Penalty Yards

Mules - 118 at Emporia State (Sep 12, 2009)
Opps - 112 vs Pittsburg State (Sep 19, 2009)

Turnovers

Mules - 5 at Washburn (Sep 26, 2009)

Opps - 4 vs Pittsburg State (Sep 19, 2009)
vs Truman State (Oct 03, 2009)
vs Fort Hays State (Oct 10, 2009)

Interceptions By

Mules - 3 vs Fort Hays State (Oct 10, 2009)
vs Missouri Southern (Oct 31, 2009)
Opps - 3 at Washburn (Sep 26, 2009)
at Nebraska-Omaha (Oct 24, 2009)



Senior-to-be Cody Scribner led the Mules with 79 tackles, starting every game at linebacker.

Team Lows

Rushes


Mules - 22 at Nebraska-Omaha (Oct. 24)
Opps - 19 vs. Missouri S&T (Sept. 3)

Yards Rushing

Mules - 54 at NW Missouri State (Nov. 7)
Opps - 63 vs. Fort Hays State (Oct. 10)

Yards Per Rush

Mules - 2.6 at NW Missouri State (Nov. 7)
Opps - 2.4 vs. Truman (Oct. 3)



Karl Parker ranked third on the squad in tackles and started at the bandit position.

TD Rushes

Mules - at NW Missouri State (Nov. 7)
Opps - 0 Three times

Pass Attempts

Mules - 27 at Nebraska-Omaha (Oct. 24)
Opps - 21 vs. Truman (Oct. 3)

Pass Completions

Mules - 14 at Emporia State (Sept. 12)
Opps - 13 vs. Truman (Oct. 3)

Yards Passing

Mules - 146 vs. Pittsburg State (Sept 19)
Opps - 147 vs. Fort Hays State (Oct. 10)

Yards Per Pass

Mules - 5.2 vs. Pittsburg State (Sept 19)
Opps - 3.8 vs. Fort Hays State (Oct. 10)

TD Passes

Mules - 0 Two times
Opps - 0 Three times

Total Plays

Mules - 49 at Nebraska-Omaha (Oct. 24)
Opps - 57 vs. Missouri S&T (Sept. 3)

Total Offense

Mules - 227 vs. Pittsburg State (Sept 19)
Opps - 210 vs. Fort Hays State (Oct. 10)

Yards Per Play

Mules - 4.3 vs. Pittsburg State (Sept. 19)
Opps - 3.4 vs. Fort Hays State (Oct. 10)

Points

Mules - 14 at Northwest Missouri (Nov. 7)
Opps - 9 vs. Minnesota State (Aug. 28)

Sacks By

Mules - 0 at Missouri Western (Oct. 17)
Opps - 0 Three times

First Downs

Mules - 11 vs. Pittsburg State (Sept 19)
Opps - 12 vs. Fort Hays State (Oct. 10)

Penalties

Mules - 1 vs. Missouri S&T (Sept. 3)
Opps - 3 Two times

Penalty Yards

Mules - 10 vs. Missouri S&T (Sept. 3)
Opps - 22 vs. Missouri Southern (Oct. 31)

Turnovers

Mules - 0 Three times
Opps - 0 Three times

Interceptions By

Mules - 0 Four times
Opps - 0 Four times

GAME 1

August 27 * Warrensburg, Mo.
Walton Stadium/Kennedy Field
Attendance: 6,973

Mules 39, Southwest Baptist 28

(Warrensburg, Mo.) – The No. 25 Central Missouri Mules tallied the game's final three touchdowns to come back from an eight point deficit and grab a 39-28 season-opening win on Thursday night against the Bearcats of Southwest Baptist.

The Mules (1-0) made it 18 wins in a row over the Bearcats (0-1), extending a streak that has been alive since a 1991 loss.

The Central Missouri offense was paced by junior quarterback Eric Czerniewski, who accounted for five of the Mules six touchdowns (4 passing, 1 rushing). He threw for 354 yards, his third best effort ever, and went 29-of-41 for the second most single-game completions in school history.

The contest started off with a bang as junior running back Anthony Stewart caught a screen pass and took it 70 yards for a score on the Mules first play of their first possession. A missed extra point made it only a 6-0 lead.

UCM made it 13-0 on its next possession, thanks to a 9-play, 60-yard drive. Czerniewski converted a fourth-and-eight with a 25-yard touchdown strike to junior All-American tight end DeMarco Cosby.

The Bearcats answered late in the first quarter with a 51-yard rush by Thaddeus Everson, and then took the lead in the second on a 30-yard rush by Justin Duhaney, 14-13.

Central Missouri came back on the next drive after a 37-yard kick return by senior Bobby Guillory. The Mules went 56 yards in nine plays, capped by a one-yard TD plunge from Czerniewski but the Bearcats had the last strike before the break.

A 56-yard completion from Steve Gachette to Johnnie King with 1:01 left was the difference, making it 21-20 at halftime.

Central Missouri committed eight penalties in the opening half, while SBU had five. Both offenses were potent, with nearly 300 yards apiece as well.

The Bearcats got some luck to start the second half, scoring on a 35-yard touchdown pass that bounced off an SBU receiver and fell into tight end Jameson Manuma's hands for an easy coast into the end zone, making it 28-20 with 7:05 left in the third. That would be the last score for the Bearcats though, as the Mule defense put the clamps down.


The Mules finished the game with four sacks, six quarterback hurries, and nine tackles for loss, but the biggest play came after the Mules got a 30-yard touchdown reception from junior running back Tywon Hubbard to make it 28-26 (failed two-point conversion). Freshman defensive back Brett Ginn forced a fumble and recovered it on the SBU 35.

The Mules punched it in on a 5-yard hookup to Cosby early in the fourth quarter to give the Mules a lead for good, 32-28. The score tied a school record for TD's in a game by a tight end with two.

The game-killer came later in the quarter though. SBU was stuffed on a fake punt back at their own 39, and they Mules then took six minutes off the clock before stuffing it in the endzone on 1-yard rush from Stewart with 2:14 left.

Stewart finished the game with team highs in receiving (104 yards) and rushing (70 yards), while Cosby had seven grabs for 77 yards. As a team the offense finished with 473 total yards (354 passing, 119 rushing).

Defensively the Mules were led by junior linebacker Cody Scribner with 10 tackles, while senior defensive end Marc Tiernan had 1.5 sacks and seven tackles. Ginn also had a half sack to go with his fumble recovery. UCM gave up 489 yards of offense in the game, but only 200 in the second half, 60 of which came on the final drive of the game.



SCORING SUMMARY

SBU	7	14	7	0	-	28
UCM	13	7	6	13	-	39

1st Quarter

13:32 UCM - Stewart, Anthony 70 yd pass from Czerniewski, Eric (Middleton, Sean kick blockd), 1-70 0:15

7:56 UCM - Cosby, DeMarco 25 yd pass from Czerniewski, Eric (Jamieson, Aaron kick), 9-60 4:39

1:25 SBU - Everson, Thaddeu 51 yd run (Jolly, Brock kick), 2-51 0:20

2nd Quarter

7:30 SBU - Duhaney, Justin 30 yd run (Jolly, Brock kick), 7-56 1:18

2:35 UCM - Czerniewski, Eric 1 yd run (Jamieson, Aaron kick), 9-56 4:48

1:29 SBU - King, Johnnie 56 yd pass from Gachette, Steven (Jolly, Brock kick), 5-77 1:01

3rd Quarter

7:05 SBU - Manuma, Jameson 35 yd pass from Gachette, Steven (Jolly, Brock kick), 6-70 1:00

3:36 UCM - Hubbard, Tywon 30 yd pass from Czerniewski, Eric (Czerniewski pass failed), 7-67 3:23

4th Quarter

14:54 UCM - Cosby, DeMarco 5 yd pass from Czerniewski, Eric (Czerniewski pass failed), 6-35 3:04

2:14 UCM - Stewart, Anthony 1 yd run (Jamieson kick), 10-39 6:01

GAME STATISTICS

	SBU	UCM
FIRST DOWNS	21	24
RUSHES-YARDS (NET)	27-150	44-119
PASSING YDS (NET)	339	354
Passes Att-Comp-Int	48-23-0	41-29-0
TOTAL OFFENSE PLAYS-YARDS	75-489	85-473
Fumble Returns-Yards	0-0	0-0
Punt Returns-Yards	1-18	2-6
Kickoff Returns-Yards	7-109	5-126
Interception Returns-Yards	0-0	0-0
Punts (Number-Avg)	5-36.4	6-38.2
Fumbles-Lost	1-1	2-0
Penalties-Yards	11-63	13-109
Possession Time	18:32	41:28
Third-Down Conversions	4 of 15	7 of 19
Fourth-Down Conversions	1 of 5	3 of 5
Red-Zone Scores-Chances	0-1	3-3
Sacks By: Number-Yards	4-23	5-35

RUSHING
Southwest Baptist- Duhaney, Justin 11-82; Everson, Thaddeu 5-54; Gachette, Steven 10-21;
Central Missouri-Stewart, Anthony 18-70; Hubbard, Tywon 5-32; Guillory, Bobby 4-18; Czerniewski, Eric 14-1
PASSING
Southwest Baptist-Gachette, Steven 23-48-0-339.
Central Missouri-Czerniewski, Eric 29-41-0-354.
RECEIVING
Southwest Baptist-Austin, John 7-92; Manuma, Jameson 4-88; King, Johnnie 3-58; Paige, Elon 3-57; Russell, Randall 3-32; Duhaney, Justin 2-8; Everson, Thaddeu 1-4.
Central Missouri-Cosby, DeMarco 7-77; Stewart, Anthony 6-105; Parks, Adam 5-41; Guillory, Bobby 4-29; Hubbard, Tywon 3-57; Mason, Seth 2-16; Allison, Reid 1-20; Hedington, Ken 1-9.
INTERCEPTIONS
Southwest Baptist - None. Central Missouri-None.
SACKS (UA-A)
Southwest Baptist-Smith, Casey 1-0; Ramirez, Will 0-1; Ogunjimi, Henry 0-1; Vitale, Ino 1-0; Hughes, Kevin 1-0.
Central Missouri-South, P.J. 1-1; Tiernan, Marc 1-1; Parker, Karl 0-1; Ginn, Brett 0-1; Martin, Mike 1-0.
TACKLES (UA-A)
Southwest Baptist-Kilduff, Shawn 6-5; Schumpert, Jarre 4-6; Wiggins, Anthony 7-1; Ramirez, Will 4-4; Rue, Lavarus 4-4; Smith, Casey 2-6; Central Missouri-Scribner, Cody 4-6; Tiernan, Marc 2-5; Parker, Karl 3-3;

Game Notes

- Eric Czerniewski sets a career high with 39 completions (2nd all-time) and 4 TD's.
- DeMarco Cosby ties a school record with two TD catches by a tight end.
- Anthony Stewart has 105 yards receiving and 70 yards rushing in his debut.

GAME 2

September 3 * Warrensburg, Mo.

Walton Stadium / Kennedy Field

Attendance: 6,473

Mules 50, Missouri S&T 13

(Warrensburg, Mo.) – The No. 19 Central Missouri Mules scored the game's first 27 points and rolled to a 50-13 win over Missouri S&T on Thursday night at Walton Stadium/Kennedy Field.

MIAA Player of the Week Eric Czerniewski was the star again as he completed his first eight passes and finished the game with a 19-of-22 line. That went with 279 yards and four touchdowns though the air.

Junior wide receiver Jamorris Warren took a screen pass 27 yards to pay-dirt to cap off the first possession of the game for the Mules (2-0).

UCM would score on 8-of-11 possessions, with two of those ending on kneel-downs at halftime and the end of the game. UCM's only full possession that didn't end in a score was stopped on downs on the S&T 35. The Mules didn't even attempt a punt in the contest.

Junior running back Anthony Stewart had the second score with 9:20 left in the first quarter on an 11-yard scamper, before Warren caught his second pass of the season for another TD from five yards out with 16 seconds left in the period.

Junior running back Zain Gower got in on the fun in the second quarter with a two yard run in his first game of the season. Missouri S&T (0-1) answered that drive with its first score of the season on an 18-yard pitch-and-catch from Jason Schlueter to Bryan Crider.

The Mules grabbed their final score of the half on a 31-yard strike to junior Seth Mason. The touchdown capped a 60-yard drive that took only 1:24 off the clock, giving UCM a 33-6 lead with 2:47 left in the half.

The Mules took that lead into the break, racking up 305 yards of offense in the half. The defense bended, but did not break, allowing 195 yards. The Mules also got their first interception of the year in the period thanks to junior corner Joseph Bangali. He picked off a Schlueter pass on the UCM four-yard line and returned it 20 yards in the second quarter.

Czerniewski played only the first series of the final half, leading the Mules 88 yards in 10 plays, capped by a 10-yard TD pass to Stewart to make it 40-6.

Sophomore backup Tommy Corwin led the Mules next three possessions, before junior Geno Waters came in for the final drive. Corwin took the Mules down field, thanks to a heaving running attack, before Gower punched in his second score of the day from two yards out with 11:31 left in the final quarter.


Freshman kicker Aaron Jamieson got his first career field goal on the next possession from 28 yards out to make it 50-6 with 8:14 left.

S&T got another score on a fourth-and-14 play at the UCM 18 to cap the scoring with 4:26 left. The Mules drove it down to the Miners four yard line on the next possession before taking a knee to end the contest.

Central Missouri totaled up 218 yards rushing and 364 yards through the air on the night (582 total). The Miners managed only 338 yards in the game thanks to a stingy Mules defense.

Junior tight end DeMarco Cosby led the Mules receivers with 114 yards on six grabs, while the three-headed running attack of Stewart, Hubbard, and Gower had 58, 57, and 47 yards respectively.

Defensively, junior linebacker Cody Scribner had a team-high eight tackles, while junior bandit backer Karl Parker logged seven stops.



SCORING SUMMARY

MST	0	6	0	7	-	13
UCM	20	13	7	10	-	50

1st Quarter

13:42 UCM - Warren, Jamorris 27 yd pass from Czerniewski, Eric (Jamieson, Aaron kick), 3-43 1:11

9:20 UCM - Stewart, Anthony 11 yd run (Jamieson, Aaron kick), 6-58 2:57

0:16 UCM - Warren, Jamorris 5 yd pass from Czerniewski, Eric (Jamieson, Aaron kick block), 11-84 5:26

2nd Quarter

7:25 UCM - Gower, Zain 2 yd run (Jamieson, Aaron kick), 8-76 4:01

4:15 S&T - Crider, Bryan 18 yd pass from Schlueter, J. (Drahos, Joe kick failed), 8-80 3:04

2:47 UCM - Mason, Seth 31 yd pass from Czerniewski, Eric (Boehringer, B. pass failed), 4-60 1:24

3rd Quarter

6:57 UCM - Stewart, Anthony 10 yd pass from Czerniewski, Eric (Jamieson, Aaron kick), 10-88 4:49

4th Quarter

11:31 UCM - Gower, Zain 2 yd run (Jamieson, Aaron kick), 9-75 3:35

8:14 UCM - Jamieson, Aaron 28 yd field goal, 6-51 2:06

4:26 S&T - Crider, Bryan 18 yd pass from Schlueter, J. (Drahos, Joe kick), 9-73 3:40

GAME STATISTICS

	MST	UCM
FIRST DOWNS	17	34
RUSHES-YARDS (NET)	19-69	38-218
PASSING YDS (NET)	269	364
Passes Att-Comp-Int	38-26-1	33-26-0
TOTAL OFFENSE PLAYS-YARDS	57-338	71-582
Fumble Returns-Yards	0-0	0-0
Punt Returns-Yards	0-0	3-43
Kickoff Returns-Yards	7-133	3-67
Interception Returns-Yards	0-0	1-20
Punts (Number-Avg)	7-32.9	0-0.0
Fumbles-Lost	0-0	0-0
Penalties-Yards	5-45	1-10
Possession Time	27:15	32:45
Third-Down Conversions	4 of 13	6 of 8
Fourth-Down Conversions	1 of 1	0 of 1
Red-Zone Scores-Chances	2-2	6-7
Sacks By: Number-Yards	1-4	1-5

RUSHING

Missouri S&T-Taylor, Ryan 10-52; Miller, Jerome 6-16; Wilson, Mike 1-3; Schlueter, J. 2-minus 2. Central Missouri-Stewart, Anthony 8-58; Hubbard, Tywon 10-57; Gower, Zain 9-47; Gore, Justin 3-23; Guillory, Bobby 3-19

PASSING

Missouri S&T- Schlueter, J. 26-38-1-269.
Central Missouri-Czerniewski, Eric 19-22-0-279; Corwin, Tommy 5-9-0-71; Waters, Geno 2-2-0-14.

RECEIVING

Missouri S&T-Shockley, Chad 10-82; Crider, Bryan 5-84; Kinman, Clay 4-41; Pettis, Bobby 3-35; Thomas, Mart. 2-10; Dillon, Kevin 1-15; Miller, Jerome 1-2.
Central Missouri-Cosby, DeMarco 6-114; Stewart, Anthony 4-39; Parks, Adam 3-33; Warren, Jamorris 3-31; Ginavan, Kyson 2-54; Gower, Zain 2-32; Hubbard, Tywon 2-4; Mason, Seth 1-31; Peterson, Tim 1-13; Allison, Reid 1-8; Smith, Garrett 1-5.

INTERCEPTIONS

Missouri S&T-None. Central Missouri-Bangali, Joseph 1-20.

SACKS (UA-A)

Missouri S&T-Miller, R.J. 1-0. Central Missouri-South, P.J. 1-0.

TACKLES (UA-A)

Missouri S&T-Mueller, Bran. 3-5; Taylor, Corey 3-4; Miller, R.J. 2-5; Edwards, Steve 5-1; Jordan, Brian 1-5;
Central Missouri-Scribner, Cody 1-7; Parker, Karl 0-7; Knight, Evan 2-4; Shepherd, Randy 1-5; Coaxum, Justin 1-4; Patterson, Calvin 0-5;

Game Notes

- Eric Czerniewski sets a career-high for completion percentage at 86.3%
- Mules set a school record for first downs with 34. Record was 32 against PSU in 2005.
- Mules have over 500 yards of offense for the first time since 2007 vs. SBU.

Game 3

September 12 * Emporia, Kan.

Jones Field / Welch Stadium

Attendance: 5,078

Mules 24, Emporia State 21

(Emporia, Kan.) – The 13th ranked Mules of Central Missouri survived a scare on Saturday against the Emporia State Hornets, holding them off 24-21 in the MIAA opener at Jones Field/Welch Stadium.

The Hornets (1-2, 0-1 MIAA) had a chance to tie it, but missed a 31 yard field goal wide left with two seconds remaining. Central Missouri's (3-0, 1-0 MIAA) defense had a bend-but-don't break performance as the Hornets piled up 478 yards of offense while holding the ball for 12:46 with no points in the fourth quarter.

The Mules got on the board first after pinning the Hornets deep in their own territory. UCM senior defensive end Mike Martin forced a fumble that was recovered by ESU on their own 11, forcing fourth down. The punt gave UCM the ball on the Hornet 35 after an eight-yard return by junior Adam Parks. It took the Mules just five plays, capped by an Eric Czerniewski run from a yard out to make it 7-0 with 2:49 left in the first quarter.

Another short field helped the Mules get their next points. The Hornets had a 28-yard field goal blocked by UCM defensive lineman P.J. South, and senior free safety Randy Shepherd picked it up and returned it to the ESU 20. It took only one play from there as junior Anthony Stewart ran it in with 3:03 left in the half.

That set the stage for a wild final minute of the period. Emporia State took the ball 61 yards in nine plays on the ensuing possession for their first score of the contest by running back Kevin Smart from a yard out with only 52 seconds left. The Central Missouri special teams came up big again though, as junior linebacker Cody Scribner blocked the extra point.

The Mules set up shop at their own 31 with 46 seconds left, but a 26-yard completion from Czerniewski to junior Bobby Guillory put the Mules in business in ESU territory. UCM moved it down to the Emporia 28 before calling a timeout with 21 seconds left. Czerniewski completed his next two passes to get it in the endzone though, capped by a 12-yard strike to junior

wideout Jamorris Warren with 10 seconds left, making it 21-6 at the break.

The Mules held ESU to only 162 yards in the period, while totaling 206 themselves. The tides turned after the break though.

ESU took its first possession of the second half for a touchdown, a 71-yard strike from Andre Sloan El to Matt Coursen.

The Mules answered with a 26-yard field goal from Aaron Jamieson, after a short field from a 45-yard kick return by junior Zain Gower.


The Hornets answered with another touchdown though, 68 yards in 11 plays, capped by a fourth down and 14 conversion TD strike to Coursen. That made it 24-21 with 2:53 left in the third quarter.

The Mules nearly answered on the next possession, thanks to another big kick return, this time from Guillory. It was not to be though, as Czerniewski was intercepted at the ESU 5-yard line off a pass that hit off DeMarco Cosby's hands and into the arms of Shaunque Powell.

The Mules defense made plays when they counted in the final period though, stopping the Hornets on three drives in UCM territory. They forced a punt, turned it over on downs after a fourth and two, and watched the field goal sail wide left in the closing seconds.

Central Missouri tallied only 115 yards in the second half, while ESU put up 316. Czerniewski finished 14-of-28 for 194 yards with a TD and an INT. He completed only two passes in the final stanza.

Defensively, Shepherd and junior cornerback Kor'Ree Manson each had eight tackles, while Scribner and sophomore defensive back Andrew Bergeson each had seven stops.



SCORING SUMMARY

UCM	7	14	3	0	-	24
ESU	0	6	15	0	-	21

1st Quarter

2:49 UCM - Czerniewski, Eric 1 yd run (Jamieson, Aaron kick), 5-35 2:16

2nd Quarter

3:03 UCM - Stewart, Anthony 20 yd run (Jamieson, Aaron kick), 1-20 0:06

0:52 ESU - Smart, Kevin 1 yd run (Maxwell, Will kick blockd), 9-61 2:05

0:10 UCM - Warren, Jamorris 12 yd pass from Czerniewski, Eric (Jamieson, Aaron kick), 4-69 0:36

3rd Quarter

12:19 ESU - Coursen, Matt 71 yd pass from SloanEl, Andre (Maxwell, Will kick), 3-74 0:54

7:21 UCM - Jamieson, Aaron 26 yd field goal, 10-31 4:49

2:53 ESU - McEvoy, Danny 14 yd pass from SloanEl, Andre (Coursen, Matt pass from SloanEl, Andre), 11-68 4:23

GAME STATISTICS

	UCM	TSU
FIRST DOWNS.....	18	25
RUSHES-YARDS (NET)	26-127	47-166
PASSING YDS (NET)	194	312
Passes Att-Comp-Int	28-14-1	37-22-0
TOTAL OFFENSE PLAYS-YARDS	54-321	84-478
Fumble Returns-Yards	0-0	0-0
Punt Returns-Yards	3-12	1-12
Kickoff Returns-Yards	4-141	5-121
Interception Returns-Yards	0-0	1-2
Punts (Number-Avg)	6-40.7	5-36.8
Fumbles-Lost	1-0	1-0
Penalties-Yards	14-118	15-103
Possession Time	22:51	37:07
Third-Down Conversions	4 of 11	10 of 19
Fourth-Down Conversions	0 of 0	2 of 3
Red-Zone Scores-Chances	4-4	2-4
Sacks By: Number-Yards	1-5	2-7

RUSHING

Central Missouri-Stewart, Anthony 19-121; Czerniewski, Eric 6-5. Emporia State-SloanEl, Andre 10-53; Abner, Adrian 9-41; Page, La'Darrian 9-35; Smart, Kevin 8-32.

PASSING

Central Missouri-Czerniewski, Eric 14-28-1-194. Emporia State-SloanEl, Andre 18-28-0-259; Rampy, Zach 3-7-0-45

RECEIVING

Central Missouri-Mason, Seth 3-58; Parks, Adam 3-19; Peterson, Tim 2-43; Guillory, Bobby 2-40; Warren, Jamorris 1-12; Allison, Reid 1-10; Cosby, DeMarco 1-6; Gower, Zain 1-6. Emporia State-Coursen, Matt 4-99; Richardson, Shja 4-57; McEvoy, Danny 4-38; Jones, Andre 4-36; Page, La'Darrian 2-45; Schiltz, Adam 2-25; Abner, Adrian 1-12

INTERCEPTIONS

Emporia State-Powell, Shaunque 1-2.

SACKS (UA-A)

Central Missouri-Patterson, Calvin 0-1; South, P.J. 0-1. Emporia State-Ayodele, Harold 1-0; Ringwall, Blake 1-0.

TACKLES (UA-A)

Central Missouri-Shepherd, Randy 5-3; Manson, Kor'Ree 5-3; Scribner, Cody 5-2; Bergeson, Andrew 5-2; Martin, Mike 4-2; Emporia State-Ringwall, Blake 5-1; Larkins, Katrell 4-2; Lee, Travis 5-0; Powell, Shaunque 3-2;

Game Notes

- Anthony Stewart records the first 100-yard rushing game of the season with 121 yards on 19 carries.

- Mules hold ESU scoreless in the fourth quarter, despite 12:46 of possession time.

Game 4

September 19 * Warrensburg, Mo.

Walton Stadium/Kennedy Field

Attendance: 10,800

Mules 23, Pittsburg State 14

(Warrensburg, Mo.) – The No. 12 Central Missouri Mules defense did the job against the No. 11 Pittsburg State Gorillas on Saturday afternoon in front of 10,800 fans at Walton Stadium/Kennedy Field, upsetting the visitors 23-14.

It was the fewest PSU points allowed in a Mules win since 1940 in the series (UCM won that year 20-0), and only the seventh UCM win overall against the Gorillas (first since 83-21 win in 2005).

The Mules jumped out to a 23-0 halftime lead, and didn't allow a PSU score until 5:36 remained in the third quarter. The Mules also forced four Gorilla turnovers in the game, while committing none on offense, making them 9-0 under head coach Willie Fritz when going +4 in the turnover ratio.

The game got started with a bang for the Mules as junior Bobby Guillory returned the opening kickoff 97 yards for a touchdown. It was the first opening kickoff return for a TD since current San Francisco 49er Delanie Walker did it against Lincoln back in 2005.

After a couple punts by each team, the Mules got a huge play by senior free safety Randy Shepherd. He sacked quarterback John McCoy at the PSU 35, forcing a fumble that he recovered and returned 12 yards. The Mules used only two plays to punch it in from there as junior quarterback Eric Czerniewski tossed an 18-yard touchdown to Guillory.

In the second quarter, the Mules got another big play from their special teams when redshirt freshman Dan Boan blocked a Gorilla punt at the PSU 6-yard line. UCM scored two plays later on another short field with a 6-yard rush by junior Anthony Stewart with 10:45 left in the half.

Pittsburg State moved the ball into Central Missouri territory for the first time on the day during the ensuing possession, but PSU's backup quarterback, Mark Smith, had to come in midway through the drive after John McCoy was hurt. He moved it down to the UCM 20, but penalties and a sack pushed them back to the 50. Smith was intercepted two plays later by junior cornerback Kor'Ree Manson though, giving the ball back to the Mules with 6:41 left.

Central Missouri then took it down to the PSU 17 before the drive stalled and it was forced to kick a field goal. True freshman Aaron Jamieson drilled it from 43 yards out to make it 23-0 with 57 seconds left.

The Mules went into halftime with that lead, and allowed only 103 yards of offense in the stanza, while putting up 153 yards.

Pittsburg State tried to make it a game early in the second half, but the UCM defense held on its own one, forcing the Gorillas into a fourth-and-goal situation. Smith fumbled the ball in front of him on the play, and sophomore Calvin Patterson recovered it at the one-yard marker.

The Gorillas used good field position to punch in their first score of the day, going in from their own 44. It only took two plays though, thanks to a 53-yard Jon Thomas touchdown catch. PSU missed the two-point conversion though, making it 23-6.

The Central Missouri defense made another fourth down stop on the next possession as Cody Scribner made a tackle on the UCM 23 for no gain, PSU needed only a yard.

Pitt State made it 23-14 on the next possession in the final quarter, but it took 7:49 off the clock. It was a 16-play, 91-yard drive that was capped by a one-yard TD from running back Cardell Clemons. The two-point conversion was good on a carry by Smith, but there was only 5:04 left in the game.

The Mules sealed it on the next PSU possession though, as Shepherd picked off a Smith pass with 2:57 left at the Gorilla 48. The UCM offense took it down to the PSU 3, and then took a knee to run out the clock for the win.

Central Missouri went conservative and had only 74 yards in the final half with that lead (finished with 227 total). The Gorillas finished with only 370 total yards after averaging 442 against its other three ranked opponents on the season. More importantly, PSU was held 17 points below its average.

Patterson led the UCM defense with a career-high 14 tackles, while Shepherd had six tackles, a sack, a forced and recovered fumble, and an interception in the contest. UCM also had four sacks in the game.

GAME STATISTICS

	PSU	UCM
FIRST DOWNS	18	11
RUSHES-YARDS (NET)	43-143	24-81
PASSING YDS (NET)	227	146
Passes Att-Comp-Int	29-16-2	28-16-0
TOTAL OFFENSE PLAYS-YARDS	72-370	52-227
Fumble Returns-Yards	0-0	1-12
Punt Returns-Yards	4-53	3-34
Kickoff Returns-Yards	5-104	2-101
Interception Returns-Yards	0-0	2-0
Punts (Number-Avg)	4-34.5	7-36.6
Fumbles-Lost	4-2	0-0
Penalties-Yards	13-112	6-29
Possession Time	34:54	25:06
Third-Down Conversions	7 of 16	4 of 12
Fourth-Down Conversions	0 of 2	0 of 0
Red-Zone Scores-Chances	1-2	3-4
Sacks By: Number-Yards	0-0	4-38

Game Notes

- Fewest PSU points in a Mule win in the series since 1940.
- Bobby Guillory's opening kickoff return for a TD was the first to start a game since Delanie Walker in 2005 against Lincoln.

RUSHING: Pittsburg State-Smith, Jeff 15-52; Isaac, Terrance 10-41; Clemons, Cardell 6-24; Love, Eric 4-17; McCoy, John 8-9. Central Missouri-Stewart, Anthony 14-53; Guillory, Bobby 3-27; Gower, Zain 5-2;


PASSING: Pittsburg State-Smith, Jeff 15-25-2-204; McCoy, John 1-4-0-23. Central Missouri-Czerniewski, Eric 16-28-0-146.

RECEIVING: Pittsburg State-Fisher, Kendall 7-99; Thomas, Jon 4-74; Clemons, Cardell 1-16; Fisher, Derek 1-14; Burke, Martin 1-9; Sawyer, Aaron 1-8; Dickey, Zac 1-7. Central Missouri-Guillory, Bobby 4-58; Parks, Adam 3-22; Stewart, Anthony 2-21; Warren, Jamorris 2-19; Cosby, DeMarco 2-13; Gower, Zain 1-7; Peterson, Tim 1-7;

INT's: UCM -Manson, Kor'Ree 1-0; Shepherd, Randy 1-0.
FUMBLES: Pittsburg State-McCoy, John 2-1; Smith, Jeff 1-1; Clemons, Cardell 1-0.

SACKS (UA-A): Central Missouri-Parker, Karl 1-0; Fiuangaihetau, P 0-1; Kreter, Layne 0-1; Wallace, Jeremy 1-0; Shepherd, Randy 1-0.

TACKLES (UA-A): Pittsburg State-Graham, Antonio 3-5; Snyder, Chadd 5-2; Jessup, Caleb 4-3; Swartz, Chris 4-1; Central Missouri-Patterson, Calvi 7-7; Lewis, Patrick 3-4; Scribner, Cody 3-4; Shepherd, Randy 4-2; Bergeson, Andrew 3-2; Parker, Karl 2-3; Ginn, Brett 0-5;



SCORING SUMMARY

PSU	0	0	6	8	-	14
UCM	14	9	0	0	-	23

1st Quarter

14:46 UCM - Guillory, Bobby 97 yd kickoff return (Jamieson, Aaron kick)

1:02 UCM - Guillory, Bobby 18 yd pass from Czerniewski, Eric (Jamieson, Aaron kick), 2-23 0:45

2nd Quarter

10:45 UCM - Stewart, Anthony 6 yd run (Jamieson, Aaron kick failed), 2-6 0:07

0:57 UCM - Jamieson, Aaron 43 yd field goal, 12-50 5:44

3rd Quarter

5:36 PSU - Thomas, Jon 53 yd pass from Smith, Jeff (Smith, Jeff pass failed), 2-56 0:47

4th Quarter

5:04 PSU - Clemons, Cardell 1 yd run (Smith, Jeff rush), 16-91 7:49

Game 5

September 26 * Topeka, Kan.

Yager Stadium at Moore Bowl

Attendance: 6,228

Mules 21, Washburn 36

(Topeka, Kan.) – The No. 11 Central Missouri Mules turned it over five times at Washburn on Saturday afternoon on the road and suffered their first loss of the season, 36-21.

Washburn (4-1, 2-1 MIAA) jumped out to a 20-0 halftime lead and never looked back, while UCM (4-1, 2-1 MIAA) didn't catch its offensive stride until the second stanza.

The Mules defense held serve in the first quarter, stopping the Ichabods on two drives inside UCM territory without allowing any points. The WU defense also had their way, but that effort lasted the entire first half, holding the Mules to only 136 yards.

It wasn't until the second quarter that someone got on the scoreboard, and the Ichabods did it with an 11-play, 66 yard drive that was capped by a 21-yard touchdown pass from quarterback Dane Simoneau to Brody Schuler.

The Ichabods moved that margin to 13-0 on their next possession, thanks to a 74-yard strike to a wide open Ryan Mertz with 8:45 left (missed extra point).

The Mules didn't help themselves on the next drive when the out of sync Eric Czerniewski tossed his second interception of the half to Pierre Desir at the WU 20, and returned it to their 43.

WU would make the Mules pay on that drive as well, scoring on a 19-yard TD run by Simoneau with 4:37 left. The Mules couldn't get on the board in the final minute in their final drive as Czerniewski was picked off for the third time as time expired.

The Ichabods tallied 312 yards in the period, including 213 through the air. Central Missouri's defense would step up in the second half, but two early turnovers cost the

Mules.

UCM took its first drive of the half for a score, capped by a 4-yard run by Anthony Stewart, and the Mule defense stopped the Ichabods defense on three-and-out during their first two drives. The first big turnover came on the ensuing punt though, as Randy Shepherd fumbled it and the Ichabods recovered on the UCM 18.

WU would turn that into another touchdown, capped by a Vershon Moore rush from a yard out, after picking up his own fumble and running it in, making it 26-7 with 7:17 left in the third.


The Mules turned it over again on the next possession when Czerniewski fumbled at the UCM 42, thanks to a hit by WU's Zach Watkins. The Ichabods turned that into points as well on a freak play. Vershon Moore caught a 13-yard pass, but was hit and fumbled. The ball popped into the hands of Mertz though, and he ran it 47 yards for the score, making it 33-7.

The Mules held WU to 135 yards in the final half, while UCM had 284, but the deficit was too much to overcome.

UCM tacked on a couple fourth quarter scores, the first on another Stewart run with 9:41 left, and the second on a rush by Zain Gower with nine seconds left.

The Mules finished with 421 yards, compared to 447 by WU. Czerniewski threw the ball 52 times, tying him for second all-time in a game at UCM. He finished with 283 yards on a school record 32 completions. The old record had been alive since 1986 with Jeff Phillips.

Evan Knight led the defense with a career-high 10 tackles, while Cody Scribner tallied eight stops.



SCORING SUMMARY

UCM	0	0	7	14	-	21
WU	0	20	13	3	-	36

2nd Quarter

11:47 WU - Schuler,Brody 21 yd pass from Simoneau,Dane (Ivanisevic,Stev kick), 11-66 4:06

8:45 WU - Mertz,Ryan 74 yd pass from Simoneau,Dane (Ivanisevic,Stev kick failed), 2-67 1:26

4:37 WU - Simoneau,Dane 19 yd run (Ivanisevic,Stev kick), 5-57 1:18

3rd Quarter

11:10 UCM - Stewart,Anthony 4 yd run (Jamieson,Aaron kick), 8-54 2:50

7:17 WU - Moore,Vershon 1 yd run (Hills,Austin pass failed), 6-18 2:44

3:08 WU - Mertz,Ryan 47 yd pass from Kasel,Cameron (Ivanisevic,Stev kick), 3-60 1:40

4th Quarter

9:41 UCM - Stewart,Anthony 1 yd run (Jamieson,Aaron kick), 8-79 3:23

5:21 WU - Ivanisevic,Stev 29 yd field goal, 9-27 4:18

0:09 UCM - Gower,Zain 1 yd run (Jamieson,Aaron kick), 5-48 0:37

GAME STATISTICS

	UCM	WU
FIRST DOWNS.....	21	19
RUSHES-YARDS (NET)	29-138	42-150
PASSING YDS (NET)	283	297
Passes Att-Comp-Int	53-32-3	28-15-0
TOTAL OFFENSE PLAYS-YARDS ..	82-421	70-447
Fumble Returns-Yards	0-0	1-2
Punt Returns-Yards	3-11	1-0
Kickoff Returns-Yards	7-126	3-43
Interception Returns-Yards ..	0-0	3-25
Punts (Number-Avg)	5-43.0	6-38.2
Fumbles-Lost	3-2	2-0
Penalties-Yards	11-92	9-80
Possession Time	31:35	27:25
Third-Down Conversions	6 of 16	5 of 15
Fourth-Down Conversions	0 of 1	1 of 2
Red-Zone Scores-Chances	3-5	3-3
Sacks By: Number-Yards	1-5	0-0

Game Notes

- Eric Czerniewski tosses a career-high three interceptions.
- He also sets the school record with 32 completions on a career-high 52 attempts.
- UCM goes -5 in turnover margin for only the second time since 2001.

RUSHING

Central Missouri-Stewart,Anthony 21-89; Czerniewski,Eri 5-33; Guillory,Bobby 2-15; Gower,Zain 1-1.

Washburn-Cooper,Justin 10-55; Moore,Vershon 18-55; Lowe,Terrence 7-26; Simoneau,Dane 3-15;

PASSING

Central Missouri-Czerniewski,Eri 32-52-3-283; Washburn-Simoneau,Dane 14-25-0-237; Kasel,Cameron 1-3-0-60.

RECEIVING

Central Missouri-Stewart,Anthony 7-38; Cosby,DeMarco 6-70; Parks,Adam 5-62; Gower,Zain 5-35; Mason,Seth 4-40; Warren,Jamorris 3-31; Guillory,Bobby 1-5; Washburn-Mertz,Ryan 5-165; Moore,Vershon 3-33; Powers,Drameago 2-40; Schuler,Brody 1-21; Cole,Brad 1-15; Knox,Cameron 1-9; Mosby,Travis 1-8; Cooper,Justin 1-6.

INTERCEPTIONS

Washburn-Desir,Pierre 1-20; Jackson,Brandon 1-3; Lavan,Freddie 1-2.

SACKS (UA-A)

Central Missouri-South,P.J.

TACKLES (UA-A)

Central Missouri-Knight,Evan 2-8; Scribner,Cody 3-5; Ball,Deonte 7-0; Shepherd,Randy 4-3; Jackson,Trey 2-2; Manson,Kor'Ree 2-2; Patterson,Calvi 1-3; Parker,Karl 0-4; Washburn-Watkins,Zach 9-4; Curran,Casey 9-1; Krajicek,Michael 7-1; Pfannenstiel,M. 5-1; Hollins,Michael 3-1; Taylor,Jahmil 3-1; Desir,Pierre 3-1;

Game 6

October 3 * Warrensburg, Mo.
Walton Stadium/Kennedy Field
Attendance: 3,755

Mules 38, Truman State 3

(Warrensburg, Mo.) – The No. 20 Central Missouri Mules defense forced four turnovers and held Truman State to only 273 yards in a 38-3 win on Saturday at Walton Stadium/Kennedy Field, as UCM answered its first loss of the year.

The Bulldogs (1-5, 0-4 MIAA) got the first points of the game after converting a UCM interception deep in its own territory into a field goal with 2:49 left in the first quarter.

The Mules (5-1, 3-1 MIAA) answered that with a lightning fast three-play, 80-yard touchdown drive. Junior running back Anthony Stewart started the possession with a 56-yard tote, followed by two carries from Ken Hedrington, including the 15-yard scoring gallop. The drive took just 1:05.

Stewart had a monster day with 235 all-purpose yards, including 89 on the ground, and a school-record 146 yards receiving by a running back. The old record was set last season when Glenn Milner had 114 receiving yards against Emporia State.

TSU backup quarterback Taylor Breen (starting for the injured Phillip Davis) left the game after taking a big hit from junior defensive end Jeremy Wallace early in the second quarter, forcing the Bulldogs to bring in redshirt freshman Caleb Roberts. In his first snap, the exchange between him and running back Anton Bernard was fumbled, and junior bandit backer Karl Parker picked it up and ran it to the TSU 24.

Central Missouri was forced to kick a 26 yard field goal though, taking a 10-3 lead with 10:44 left. The defense set up the Mules next score as well. True freshman linebacker Devin King, who saw his first ever game action due to injuries at that position, forced a Truman fumble at the UCM 35, and was picked up by junior corner Deonte Ball.

A big 49-yard pass from junior quarterback Eric Czerniewski to Stewart set the Mules up for another score on

the ensuing drive. He tossed a seven-yard pass to junior tight end DeMarco Cosby, who coasted into the endzone, making it 17-3.


The Mules weren't done yet though, after forcing a Bulldog punt with 1:32 left, UCM took only 41 seconds to make it 24-3. Another pass to Stewart from 35 yards out helped him coast into the end zone untouched. All 146 of his receiving yards came in the first half.

Central Missouri didn't start its next scoring drive until near the end of the third quarter, and they got it on a perfectly thrown ball by Czerniewski on third and 17 from the 30 into the final quarter. Senior wideout Bobby Guillory got open on a post route, and Czerniewski found him for the 30-yard score, making it 31-3 with 14:50 left.

Truman tried to threaten on its next drive, but a 34-yard pass into the end zone was intercepted by Ball. The Mules turned that into the final points of the day as well, going 80 yards in 12 plays while taking 5:26 off the clock. Backup QB Tommy Corwin came in to run the final six plays of the drive after a roughing the kicker penalty by Truman prolonged it. Zain Gower rushed in for the score from four yards with 8:24 left.

Central Missouri's offense put up 439 yards (168 rushing, 271 passing). Czerniewski went 16-of-29 for 239 yards with three TD's and an INT, while four different Mules had 20 yards rushing or more.

King was the defensive star in his first game, piling up 12 tackles, 1.5 sacks, and a forced fumble. Ball also picked up a fumble, and had a pick in the contest. Redshirt freshman linebacker Evan Knight made seven stops in his first career start.



SCORING SUMMARY

TSU	3	0	0	0	-	3
UCM	7	17	0	14	-	38

1st Quarter

2:49 TSU - Masucci, Mickey 27 yd field goal, 4--2 1:07

1:44 UCM - Hedrington, Ken 15 yd run (Jamieson, Aaron kick), 3-80 1:05

2nd Quarter

10:44 UCM - Jamieson, Aaron 26 yd field goal, 6-26 2:40

3:43 UCM - Cosby, DeMarco 7 yd pass from Czerniewski, Eric (Jamieson, Aaron kick), 6-72 2:32

0:51 UCM - Stewart, Anthony 35 yd pass from Czerniewski, Eric (Jamieson, Aaron kick), 4-53 0:41

4th Quarter

14:50 UCM - Guillory, Bobby 30 yd pass from Czerniewski, Eric (Jamieson, Aaron kick), 5-35 1:13

8:24 UCM - Gower, Zain 4 yd run (Jamieson, Aaron kick), 12-80 5:26

GAME STATISTICS

	TSU	UCM
FIRST DOWNS.....	12	19
RUSHES-YARDS (NET)	42-101	33-168
PASSING YDS (NET)	172	271
Passes Att-Comp-Int	21-13-2	33-18-2
TOTAL OFFENSE PLAYS-YARDS ..	63-273	66-439
Fumble Returns-Yards	0-0	1-11
Punt Returns-Yards	1-11	6-68
Kickoff Returns-Yards	7-132	1-33
Interception Returns-Yards ..	2-22	2-8
Punts (Number-Avg)	7-32.3	3-37.7
Fumbles-Lost	4-2	0-0
Penalties-Yards	10-91	8-54
Possession Time	31:50	28:10
Third-Down Conversions	4 of 15	5 of 12
Fourth-Down Conversions	0 of 0	0 of 1
Red-Zone Scores-Chances	1-2	4-4
Sacks By: Number-Yards	2-4	2-10

RUSHING

Truman State-Beranrd, Anton 21-61; Roberts, Caleb 8-32; Harvey, Donald 5-8; Ayora, Harnish 3-6; Breen, Taylor 2-minus 1; Emokpae, Vanness 3-minus 5.
 Central Missouri-Stewart, Anthony 11-89; Hedrington, Ken 4-25; Guillory, Bobby 2-21; Gower, Zain 7-20; Peterson, Tim 1-7; Hubbard, Tywon 4-5; Czerniewski, Eric 4-1.

PASSING

Truman State-Roberts, Caleb 9-12-1-110; Breen, Taylor 4-9-1-62.
 Central Missouri-Czerniewski, Eric 16-29-1-239; Corwin, Tommy 2-4-1-32.

RECEIVING

Truman State-Harvey, Donald 5-6; Emokpae, Vanness 3-82; D'Antonio, Steve 3-57; Blue, Kendrick 1-20; Summers, Ryan 1-7.
 Central Missouri-Stewart, Anthony 6-146; Parks, Adam 4-35; Guillory, Bobby 2-34; Cosby, DeMarco 2-22; Mason, Seth 1-16; Hedrington, Ken 1-9; Cannon, David 1-6; Ginavan, Kyson 1-3.

INTERCEPTIONS

Truman State-Byrd, Terrence 1-22; Walls, Dennis 1-0. Central Missouri-Ginn, Brett 1-8; Ball, Deonte 1-0.

SACKS (UA-A)

Truman State-Sternberg, Eric 1-0; Britt, JaCobe 1-0. Central Missouri-King, Devin 1-1; South, P.J. 0-1.

TACKLES (UA-A)

Truman State-Lavant, D. 4-5; Britt, JaCobe 2-6; Sternberg, Eric 5-2; Millender, T. 1-6; Central Missouri-King, Devin 4-8; Knight, Evan 1-6; Bangali, Joseph 2-4; Bergeson, Andrew 2-4;

Game Notes

- Anthony Stewart breaks the school record for receiving yards by a running back with 146, all of which were in the first half. Also had 235 all-purpose yards (career-high).
- Devin King logs 12 tackles, 1.5 sacks, and a forced fumble in his first career game.

Game 7

October 10 * Warrensburg, Mo.

Walton Stadium/Kennedy Field

Attendance: 9,275

Mules 48, Fort Hays State 3

(Warrensburg, Mo.) – The No. 16 Central Missouri Mules offense started slow, but put on a display after the first quarter on Homecoming Saturday, cruising to a 48-3 victory over Fort Hays State and racking up a season-high 593 yards of offense.

Even more impressive was the Central Missouri (6-1, 4-1 MIAA) defense, as it kept its opponent out of the end zone for the second consecutive week, and held the Tigers (4-3, 2-3 MIAA) to only 210 yards.

The Mules were able to take their first drive of the day down to the Tigers four yard-line, but stalled and were forced to kick a 22-yard field goal from freshman Aaron Jamieson. The drive was set up by an interception from senior safety Randy Shepherd on a long bomb from FHSU quarterback Mike Garrison at the UCM 17.

Central Missouri used two more FHSU turnovers to get in the end zone in the second quarter. Another long bomb by Garrison was picked off, this time by junior bandit backer Karl Parker at the UCM 21. The Mules drove 79 yards in nine plays to get their first touchdown of the day, capped by a 13-yard pass from junior signal caller Eric Czerniewski to junior running back Zain Gower.

Junior defensive back Joseph Bangali forced a fumble on the next FHSU drive, and Shepherd was there for the recovery with 2:08 left before the break. UCM needed only three plays to answer this time, getting a big 41-yard pass to junior Seth Mason, followed by a 10-yard strike to junior wideout Bobby Guillory for the score.

The Mules took that 17-0 lead into the break, along with 304 yards of offense, while holding the Tigers to only 117.

Central Missouri effectively put the game out of reach on the opening drive of the second half, thanks to a 53-yard reverse to junior running back Anthony Stewart. He scampered down the sideline for the score, making it 24-0 with only 1:28

into the half.

The Tigers got their only points of the game with 6:33 left in the third, kicking a 28-yard field goal after UCM held at its 11.

The Mules answered again on the next possession, this time with career mark. Czerniewski hit junior tight end DeMarco Cosby from 11 yards out for a score. It was his third TD pass of the game, and the 58th of his career, tying the UCM record held by Paul Kaiser.


The Mules turned to the running game on their next scoring drive, handing the ball to Gower three times. His first was a career-high 63-yard burst, before capping it with a five-yard TD run, making it 38-3.

Shepherd came up with his third takeaway of the game on the next FHSU possession, picking off a pass and returning it 70 yards to the FHSU 10. The Mules, with the second-team in the game, settled for a field goal with 11:01 left in the game.

A partially blocked punt by Mason set up the final score for UCM as sophomore quarterback Tommy Corwin threw his first TD of the season, to freshman Taylor Dyer, his first career scoring catch with 6:03 left.

Central Missouri racked up 248 rushing yards in the game, with 93 from Stewart and 90 from Gower. Czerniewski finished with his sixth 300-yard passing game of his career, going 22-of-30 for 303 yards. It was also his eighth career game of 300 yards of total offense.

The UCM defense held FHSU to only three points, after averaging 33.7 on the season. Cody Scribner led the team with nine stops, while Deonte Ball and Bangali had eight apiece.



SCORING SUMMARY

FHSU	0	0	3	0	-	3
UCM	3	14	14	17	-	48

1st Quarter

6:16 UCM - Jamieson, Aaron 22 yd field goal, 13-79 5:54

2nd Quarter

3:53 UCM - Gower, Zain 13 yd pass from Czerniewski, Eric (Jamieson, Aaron kick), 9-79 4:18

1:02 UCM - Guillory, Bobby 10 yd pass from Czerniewski, Eric (Jamieson, Aaron kick), 3-69 1:06

3rd Quarter

13:32 UCM - Stewart, Anthony 53 yd run (Jamieson, Aaron kick), 3-60 1:28

6:33 FHSU - Rausa, Nathan 28 yd field goal, 10-57 3:48

2:13 UCM - Cosby, DeMarco 11 yd pass from Czerniewski, Eric (Jamieson, Aaron kick), 8-59 4:13

4th Quarter

12:29 UCM - Gower, Zain 5 yd run (Jamieson, Aaron kick), 4-86 1:44

11:01 UCM - Jamieson, Aaron 30 yd field goal, 4--3 0:33

6:03 UCM - Dyer, Taylor 8 yd pass from Corwin, Tommy (Jamieson, Aaron kick), 7-25 3:31

GAME STATISTICS

	FHSU	UCM
FIRST DOWNS.....	14	28
RUSHES-YARDS (NET)	23-63	37-248
PASSING YDS (NET)	147	345
Passes Att-Comp-Int	39-18-3	36-25-1
TOTAL OFFENSE PLAYS-YARDS ..	62-210	73-593
Fumble Returns-Yards	0-0	0-0
Punt Returns-Yards	0-0	4-42
Kickoff Returns-Yards	9-183	1-29
Interception Returns-Yards ..	1-1	3-70
Punts (Number-Avg)	6-35.7	2-35.5
Fumbles-Lost	1-1	1-0
Penalties-Yards	3-27	6-71
Possession Time	25:54	34:06
Third-Down Conversions	2 of 13	7 of 12
Fourth-Down Conversions	0 of 2	0 of 1
Red-Zone Scores-Chances	1-2	7-9
Sacks By: Number-Yards	1-0	1-9

RUSHING

Fort Hays State-Walker, James 19-57; Garrison, Mike 4-6.
Central Missouri-Stewart, Anthony 16-93; Gower, Zain 6-90;
Gore, Justin 5-29; Guillory, Bobby 2-16; Waters, Geno 1-16;
Czerniewski, Eric 1-4; Hubbard, Tywon 4-1.

PASSING

Fort Hays State-Garrison, Mike 18-39-3-147. Central Missouri-
Czerniewski, Eric 22-30-1-303; Corwin, Tommy 2-5-0-36;
Waters, Geno 1-1-0-6.

RECEIVING

Fort Hays State-Walker, James 6-21; Kinard, Kenny 5-22;
Scales, Cordarol 3-50; Murdock, O.J. 2-31; Mercer, Robert 1-17;
Gadwood, Beau 1-6. Central Missouri-Mason, Seth 5-119;
Guillory, Bobby 4-31; Stewart, Anthony 3-61; Cosby, DeMarco
3-35; Gower, Zain 2-29; Warren, Jamorris 2-20; Dyer, Taylor 2-
14; Parks, Adam 2-10; Cannon, David 1-28;

INTERCEPTIONS

Fort Hays State-Lovett, C.J. 1-1. Central Missouri
Shepherd, Randy 2-70; Parker, Karl 1-0.

SACKS (UA-A)

Central Missouri-Wallace, Jeremy 1-0.

TACKLES (UA-A)

Fort Hays State-Walker, Michael 7-3; Dreitz, Nick 4-5;
Hickel, Layton 4-4; Blackwell, Seth 3-5; Butler, Gordon 5-2;
Central Missouri-Scribner, Cody 2-7; Ball, Deonte 4-4;
Bangali, Joseph 2-6; Gilchrist, C. 2-5; King, Devin 2-3;

Game Notes

- Anthony Stewart leads the offense with 154 all-purpose yards (93 rush, 61 rec.).
- Seth Mason has career-high 119 receiving yards.
- UCM defense extends streak to nine consecutive quarters with out allowing a TD.

Game 8

October 17 * St. Joseph, Mo.

Spratt Stadium

Attendance: 4,011

Mules 21, Missouri Western 36

(St. Joseph, Mo.) – The No. 14 Central Missouri Mules football squad ran into an offensive juggernaut on Saturday at Spratt Stadium in the form of the No. 15 Missouri Western Griffons, falling behind early and dropping the contest 36-21. It was the seventh consecutive victory for MWSU in the series.

Griffons (7-1, 5-1 MIAA) junior quarterback Drew Newhart put on a clinic in the first half to put the Mules (6-2, 4-2 MIAA) in a big hole. He went 13-of-16 for 214 yards with three touchdowns throwing and one rushing, including a back-breaking strike with three seconds remaining in the half to make it 26-7.

The action got started after a stalled drive by each team, but the Griffons used an 11-play, 74 yard drive, capped by a 1-yard scamper from Newhart. The Mules forced MWSU to run four plays inside the two-yard line, but in the end it was just an extension, making the Griffons take 6:31 off the clock.

The Mules answered with a score of their own on the next possession, going 61 yards in six plays, highlighted by a 36-yard completion from Eric Czerniewski to Anthony Stewart. Czerniewski ran a quarterback draw from seven yards out a few plays later to get the TD.

The Griffons took the lead for good just more than a minute later, going 61 yards in three plays, thanks to a dandy play-action fake by Newhart, getting Thomas Hodges wide open down the sideline for a 41-yard score.

Central Missouri went for it on fourth down and three with about eight minutes left in the second quarter on the MWSU 38, but the reverse by Bobby Guillory was sniffed out and went for a loss of eight. The Griffons turned that into another touchdown, going 54 yards in six plays, capped by a 13-yard pass to Ferrell McGhee in the back of the end zone.

The Mules next drive stalled again, and they had to punt it back to the Griffons with 1:44 left. Western started the drive

conservatively, but success running the ball after three plays gave them hope for another score before the break. Newhart threaded the needle after a couple big gains during the drive got them down to the UCM 16. His pass found Kip Peters between four Central Missouri defenders with three seconds left.

MWSU had more than 300 yards of offense in the half, while UCM tallied 130.

The Mules struck first in the second half though, thanks to an interception by Randy Shepherd at the MWSU 47. UCM used 10 plays, and Stewart ran it in from a yard out on fourth down to make it 26-14 with 7:45 left in the third.


Just like with the Mules first score, the Griffons answered, driving 73 yards and taking 6:38 off the clock. A Cedric Houston reception from four yards away capped the scoring drive.

MWSU kicker Brad Beckwith hit a 29 yard field goal on another long Griffon drive in the fourth quarter. This possession took 6:41 off the clock, and made it 36-21 with 6:20 left.

The Griffons defense held the Mules offense in check for most of the day, until the final drive when the Mules racked up 80 more yards, capped by a seven-yard rush from Stewart with 54 seconds left.

UCM finished with only 268 yards of total offense, while MWSU racked up 469 in the contest. Czerniewski finished 19-of-33 for 197 yards while Newhart finished with 246 yards. The big difference was the rushing attack though, with 223 for the Griffons and 71 for UCM.

Shepherd tied a school record for tackles by a defensive back with 20 (Clint Steiner in 2000 and Kendall Ricketts in 2007), while also picking off his ninth career pass to move into a tie for eighth in UCM history.



SCORING SUMMARY

UCM	7	0	7	7	-	21
MWSU	14	12	7	3	-	36

1st Quarter

4:41 MWSU - Newhart, Drew 1 yd run (Beckwith, Brad kick), 11-74 6:31

1:55 UCM - Czerniewski, Eric 7 yd run (Jamieson, Aaron kick), 6-61 2:40

0:37 MWSU - Hodges, Thomas 41 yd pass from Newhart, Drew (Beckwith, Brad kick), 3-61 1:1

2nd Quarter

4:33 MWSU - McGhee, Ferrell 13 yd pass from Newhart, Drew (Beckwith, Brad kick blockd), 6-54 3:25

0:03 MWSU - Peters, Kip 16 yd pass from Newhart, Drew (Newhart, Drew pass failed), 7-80 1:33

3rd Quarter

7:45 UCM - Stewart, Anthony 1 yd run (Jamieson, Aaron kick), 10-47 4:38

1:01 MWSU - Houston, Cedric 4 yd pass from Newhart, Drew (Beckwith, Brad kick), 12-73 6:38

4th Quarter

6:20 MWSU - Beckwith, Brad 29 yd field goal, 13-59 6:41

0:54 UCM - Stewart, Anthony 7 yd run (Jamieson, Aaron kick), 11-80 1:36

GAME STATISTICS

	UCM	MWSU
FIRST DOWNS	14	25
RUSHES-YARDS (NET)	23-71	49-223
PASSING YARDS (NET)	246	197
Passes Att-Comp-Int	33-19-1	25-18-1
TOTAL OFFENSE PLAYS-YARDS	56-268	74-469
Fumble Returns-Yards	0-0	0-0
Punt Returns-Yards	2--2	0-0
Kickoff Returns-Yards	7-111	3-60
Interception Returns-Yards	1-0	1-47
Punts (Number-Avg)	6-37.2	3-38.7
Fumbles-Lost	0-0	0-0
Penalties-Yards	5-16	5-49
Possession Time	21:41	38:19
Third-Down Conversions	3 of 12	6 of 13
Fourth-Down Conversions	2 of 3	2 of 2
Red-Zone Scores-Chances	3-3	5-6
Sacks By: Number-Yards	0-0	1-8

RUSHING

Central Missouri-Stewart, Anthony 12-47; Czerniewski, Eric 6-21; Guillory, Bobby 4-2; Missouri Western Hodges, Thomas 27-117; Hill, Michael 17-92; Newhart, Drew 2-18;

PASSING

Central Missouri-Czerniewski, Eric 19-33-1-197.
Missouri Western-Newhart, Drew 18-25-1-246.

RECEIVING

Central Missouri-Stewart, Anthony 7-94; Guillory, Bobby 6-54; Warren, Jamorris 2-14; Parks, Adam 1-16; Mason, Seth 1-9; Ginavan, Kyson 1-6; Cosby, DeMarco 1-4. Missouri Western-Houston, Cedric 8-79; Crockum, Tyron 3-36; Clausen, Adam 2-34; McGhee, Ferrell 2-24; Hodges, Thomas 1-41; Knox, Kyle 1-16; Peters, Kip 1-16.

INTERCEPTIONS

Central Missouri-Shepherd, Randy 1-0. Missouri Western-Williams, Deondre 1-47

SACKS (UA-A)

Central Missouri-None. Missouri Western-Davidson, Bradle 1-0.

TACKLES (UA-A)

Central Missouri-Shepherd, Randy 12-8; Scribner, Cody 2-8; Bangali, Joseph 4-4; Coaxum, Justin 4-4; King, Devin 5-1. Missouri Western-Jackson, Ben 6-3; Madget, Tom 3-5; Whithers, Sean 3-4; Bruto, Nate 1-3

Game Notes

- Randy Shepherd records 20 tackles, tying the record for most ever by a defensive back.
- Shepherd also picks off his ninth career pass, tying him for eighth all-time at UCM.
- Anthony Stewart sets a career-high with seven receptions.

Game 9

October 24 * Omaha, Neb.

Al Caniglia Field

Attendance: 2,534

Mules 49, Nebraska-Omaha 31

(Omaha, Neb.) - The No. 21 University of Central Missouri football Mules used a 35-point second half to get their first ever win at Al Caniglia Field against the Nebraska-Omaha Mavericks, 49-31 on Saturday. It was also the first loss of the season at home for UNO.

Central Missouri (7-2, 5-2 MIAA) moved into a tie for second place in the MIAA with the win, and stayed alive for a playoff spot with two games to play.

The Mavericks (5-4, 4-3 MIAA) rushing attack dominated the first part of the game as freshman running back Levi Terrell led the way. He capped off the Mavs first drive with a 10-yard scoring run.

The Mules offense stalled on its first three drives of the day, but it got a pickup from senior free safety Randy Shepherd at the end of the first quarter when he picked off a Greg Wunderlich pass in the middle of the field, and returned it 65 yards down the sideline for a touchdown to make it 7-7.

UNO answered on the next possession though, getting a 64 yard carry from Terrell to set up a five yard scoring rush by backup quarterback John Teigland with 14:08 left before the break.

UCM used another turnover to set up the next score, and get the offense going. With 13:41 left, the Mavericks fumbled a punt and junior fullback Brent Boehringer recovered it at the UNO 46. Central Missouri used the 'Wild Mule' formation with senior Bobby Guillory to get in position for the tying score as he took it 21 yards on the first play. A 28-yard catch-and-run crossing route from junior quarterback Eric Czerniewski to Jamorris Warren tied it up at 14. The TD pass by Czerniewski was the 59th in his career, setting the all-time record in Central Missouri history.

Miscues plagued the rest of the half as the Mules next two drives ended in interceptions, and UNO had a fumble and a blocked field goal. It was tied 14-14 at the break, and UNO out-gained the Mules 243-117, with only 24 yards rushing by UCM.

It didn't start out well in the second half either, as Czerniewski was picked off for the third time in the game on the opening drive. Nebraska-Omaha took it 39 yards for a score in four plays to grab the 21-14 lead.

Central Missouri took the next drive down the field to tie it again, capped by a four-yard score from junior running back Anthony

Stewart. A big 42-yard pass play to Warren set it up.

The Mules red zone defense came up big on the next drive, stopping the Mavs at their 15 and forcing them to attempt a field goal from 32 yards out. It was wide left, and it gave the Mules the ball back on their own 20. Czerniewski hit junior wideout Adam Parks on play action for a 79-yard strike on the first play of the drive, then Czerniewski poked it in from a yard out to give the Mules their first lead at 28-21 with 1:05 left in the third.

Another hold in the red zone by UCM forced UNO into a field goal to make it a four-point lead, but the Mules offense was clicking, particularly the running game. A huge play on fourth down and one at the UNO 48 saw UCM go for it, and convert with a QB sneak on a second effort by Czerniewski. Guillory turned that into a touchdown from the 'Wild Mule', sprinting 35 yards up the middle after a juke on three Mav defenders in the backfield. That gave the Mules a 35-24 advantage with 9:24 left.


UCM got pressure on Wunderlich throughout the second half (three sacks), and it helped the Mules get a stop on fourth down during the next possession. UCM took it down the field to make it 42-24 on the ensuing drive, thanks to four carries from Stewart, capped by a 31-yard scamper for the score with 3:05 left.

The Mavericks got a TD with 1:06 left and then tried for the onside kick, but Guillory snagged it and ran it in from 36 yards away for his second kick return for a TD on the season.

Central Missouri finished the game with 387 yards thanks to several short fields, and scored TD's on the final five possessions of the game. The 49 points was the most for UCM against an MIAA team with a winning record since 2005 when it tallied 83 against Pittsburg State. The Mules also followed that 24 yards rushing in the first half, with 109 in the second.

Warren had a career-high 98 yards receiving, while Parks got his first career 100-yard receiving day with 103 on the day.

Defensively, Kor'Ree Manson and Joseph Bangali each had nine tackles, while defensive end Mike Martin had two sacks against an offense that had allowed only five all season.



SCORING SUMMARY

UCM	7	7	14	21	-	49
UNO	7	7	7	10	-	31

1st Quarter

12:33 UNO - Terrell,Levi 10 yd run (Zuerlein,Greg kick), 4-69 2:27

0:00 UCM - Shepherd,Randy 65 yd interception return (Jamieson,Aaron kick)

2nd Quarter

14:08 UNO - Teigland,John 5 yd run (Zuerlein,Greg kick), 3-69 0:44

11:47 UCM - Warren,Jamorris 28 yd pass from Czerniewski,Eri (Jamieson,Aaron kick), 4-46 1:54

3rd Quarter

12:11 UNO - Konicek,Aaron 4 yd pass from Wunderlich,Greg (Zuerlein,Greg kick), 4-39 1:58

7:24 UCM - Stewart,Anthony 4 yd run (Jamieson,Aaron kick), 9-80 4:47

1:05 UCM - Czerniewski,Eri 1 yd run (Jamieson,Aaron kick), 2-80 0:36

4th Quarter

11:37 UNO - Zuerlein,Greg 33 yd field goal, 9-52 4:21

9:24 UCM - Guillory,Bobby 35 yd run (Jamieson,Aaron kick), 6-57 2:07

3:05 UCM - Stewart,Anthony 31 yd run (Jamieson,Aaron kick), 4-63 2:09

1:06 UNO - Bowen,Duane 3 yd run (Zuerlein,Greg kick), 10-63 1:54

1:00 UCM - Guillory,Bobby 36 yd kickoff return (Jamieson,Aaron kick)

GAME STATISTICS

	UCM	UNO
FIRST DOWNS.....	16	27
RUSHES-YARDS (NET).....	22-133	42-204
PASSING YDS (NET).....	254	311
Passes Att-Comp-Int.....	27-15-3	43-26-1
TOTAL OFFENSE PLAYS-YARDS	49-387	85-515
Fumble Returns-Yards	0-0	0-0
Punt Returns-Yards	0-0	3-9
Kickoff Returns-Yards	4-81	8-139
Interception Returns-Yards	1-65	3-2
Punts (Number-Avg).....	4-45.8	2-36.5
Fumbles-Lost	0-0	2-2
Penalties-Yards	10-91	8-60
Possession Time	21:16	38:36
Third-Down Conversions	3 of 9	7 of 15
Fourth-Down Conversions	1 of 1	0 of 1
Red-Zone Scores-Chances	3-3	5-6
Sacks By: Number-Yards	3-29	1-7

RUSHING

Central Missouri-Stewart,Anthony 10-67; Guillory,Bobby 4-59; Czerniewski,Eri 7-6; Lewis,Patrick 1-1. Nebraska-Omaha-Terrell,Levi 33-218; Teigland,John 4-13; Bowen,Duane 1-3;

PASSING

Central Missouri-Czerniewski,Eri 15-27-3-254;Nebraska-Omaha-Wunderlich,Greg 24-37-1-289; Teigland,John 2-6-0-22.

RECEIVING

Central Missouri-Warren,Jamorris 5-98; Parks,Adam 4-103; Stewart,Anthony 2-17; Cannon,David 1-15; Gower,Zain 1-13; Mason,Seth 1-6; Guillory,Bobby 1-2. Nebraska-Omaha-Higgins,Mike 9-122; Miller,Brian 6-70; Overstreet,Adol 3-31; Terrell,Levi 2-35; Wells,Austin 2-25; Bowen,Duane 2-19; Konicek,Aaron 2-9.

INTERCEPTIONS

Central Missouri-Shepherd,Randy 1-65. Nebraska-Omaha-Zabka,Jason 2-2; Ajuoga,Matt 1-0.

SACKS (UA-A)

Central Missouri-Martin,Mike 2-0; Jackson,Trey 1-0. Nebraska-Omaha-Janda,Steve 0-1; Sindelar,Justin 0-1.

TACKLES (UA-A)

Central Missouri-Manson,Kor'Ree 4-5; Bangali,Joseph 4-5; King,Devin 5-2; Parker,Karl 5-2; Shepherd,Randy 3-4; Scribner,Cody 5-1; Ball,Deonte 5-0; Nebraska-Omaha-Keller,Zac 4-2; Ajuoga,Matt 4-0; Stroup,Bobby 3-1; Harris,Bruce 3-0; Sindelar,Justin 2-1.

Game Notes

- Randy Shepherd picks off his 10th career pass and returns it for his first TD. It was also his fourth INT in last three games
- Eric Czerniewski becomes all-time leading TD pass and completion leader at UCM.
- Most points vs. MIAA opponent all season.

Game 10

October 31 * Warrensburg, Mo.

Walton Stadium/Kennedy Field

Attendance: 4,875

Mules 27, Missouri Southern 17

(Warrensburg, Mo.) – Junior running back Anthony Stewart compiled 259 all-purpose yards as the No. 19 Central Missouri Mules came from behind in the fourth quarter to defeat Missouri Southern 27-17 on Saturday afternoon at Walton Stadium/Kennedy Field on Senior Day.

It is the Mules (8-2, 6-2 MIAA) first eight-win season since 2003, and it completes a perfect 6-0 record at home for Central Missouri in the regular season. The win also keeps the Mules in the playoff hunt going into the season finale at No. 3 Northwest Missouri.

The Lions (3-6, 3-5 MIAA) took advantage of three first-half fumbles by Central Missouri to get a 10-0 lead with 9:53 left in the first half. The Mules had lost only two fumbles the entire season coming in.

The Mules, who moved the ball the entire period, finally put together a scoring drive on a short field late in the half. After pinning the Lions on their own two, UCM forced a three-and-out and started on the MSSU 48. It took only two plays to get the TD, as junior quarterback Eric Czerniewski found a wide open Bobby Guillory from 47 yards out with 4:43 left.

Central Missouri nearly tied it before the half on the next drive, thanks to an interception by junior Joseph Bangali, but Aaron Jamieson's 30-yard attempt was wide left at the buzzer to keep it 10-7.

UCM held a 246-to-130 yard advantage in the stanza, including 207 yards in the air from Czerniewski. He became the all-time leading passer in school history in the half, and ended the day with 7,400 yards in his career, passing Paul Kaiser (7,233).

The Mules first two drives of the second half stalled, but the defense stepped in and made a play on the Lions' only scoring chance of the third quarter. Junior cornerback Kor'Ree Manson picked off MSSU's Roland Thompson at the UCM one

after the Lions had driven to the Mule 32.

After getting out of danger, the Mules punted and then stopped MSSU on three-and-out to get the ball back with 1:55 left in the third. Central Missouri went 62 yards in nine plays, capped by a Czerniewski sneak from a yard out to make it 13-10 (missed extra point) with 12:59 left in the game.

The Mules had a chance to extend that advantage on a career-high 48-yard punt return from Adam Parks, but a penalty and a sack pushed UCM from the 15 back to the 33, forcing them to punt.


The Mules went 90 yards on their next drive, thanks to a 53 yard reception by Stewart, and capped by a 33-yard rush from Guillory out of the 'Wild Mule' formation. That made it 20-10 with 4:15 left in the game.

The Lions took 3:05 off the clock on their next drive, but punched it in the end zone to on a 12 play, 75-yard drive to make it 20-17 with 1:04 left. The onside kick was snagged by Guillory though, and UCM had the ball on the MSSU 35.

The Lions called a timeout after the first rush from scrimmage, but Stewart broke it up the middle from 35 yards out for a touchdown on the next play with 51 seconds left to ice the game.

Stewart's 259 all-purpose yards were the sixth most ever in a game at UCM (134 rushing, 125 receiving), and the rushing total was a career-high. Czerniewski threw for his third 300-yard game of the year, finishing 22-of-38 for 329 yards. It was his seventh career 300-yard outing.

Defensively senior Randy Shepherd led the way with 12 tackles, along with a sack and an interception. His pick on the last play of the game was his sixth of the season and 11th in his career. Bangali also put up nine stops, while the defensive line had a sack and eight hurries in the contest.



SCORING SUMMARY

MSSU	3	7	0	7	-	17
UCM	0	7	0	20	-	27

1st Quarter

3:59 MSSU - Gassen, Andrew 29 yd field goal, 8-33 2:30

2nd Quarter

9:53 MSSU - Johnson, Johnny 4 yd run (Gassen, Andrew kick), 12-61 3:38

4:43 UCM - Guillory, Bobby 47 yd pass from Czerniewski, Eric (Jamieson, Aaron kick), 2-48 0:56

4th Quarter

12:59 UCM - Czerniewski, Eric 1 yd run (Jamieson, Aaron kick blockd), 9-62 3:56

4:15 UCM - Guillory, Bobby 33 yd run (Jamieson, Aaron kick), 3-90 1:23

1:04 MSSU - Thompson, Roland 1 yd run (Gassen, Andrew kick), 12-75 3:05

0:51 UCM - Stewart, Anthony 35 yd run (Jamieson, Aaron kick), 2-35 0:11

GAME STATISTICS

	MSSU	UCM
FIRST DOWNS.....	19	20
RUSHES-YARDS (NET)	34-98	31-147
PASSING YARDS (NET)	239	333
Passes Att-Comp-Int	48-21-3	40-23-0
TOTAL OFFENSE PLAYS-YARDS ..	82-337	71-480
Fumble Returns-Yards	3-22	0-0
Punt Returns-Yards	2-11	3-64
Kickoff Returns-Yards	5-22	3-35
Interception Returns-Yards ..	0-0	3-12
Punts (Number-Avg)	7-34.7	5-37.4
Fumbles-Lost	0-0	5-3
Penalties-Yards	3-22	5-40
Possession Time	29:10	30:50
Third-Down Conversions	9 of 20	7 of 14
Fourth-Down Conversions	1 of 1	0 of 0
Red-Zone Scores-Chances	3-3	1-4
Sacks By: Number-Yards	3-29	1-7

RUSHING

Missouri Southern-Thompson, Roland 7-44; Johnson, Johnny 12-29; Hunt, Toderick 14-25; Thompson, Daniel 1-0. Central Missouri-Stewart, Anthony 22-134; Guillory, Bobby 4-38;

PASSING

Missouri Southern-Thompson, Roland 21-47-3-239; Central Missouri-Czerniewski, Eric 22-38-0-329; Corwin, Tommy 1-2-4.

RECEIVING

Missouri Southern-Zerkel, Landon 7-94; Thompson, Daniel 5-62; Johnson, Johnny 3-18; Poston, Stephen 2-22; Threat, Ne'Ronte 2-15; Norman, Isaac 1-24; Hunt, Toderick 1-4. Central Missouri-Stewart, Anthony 9-125; Cosby, DeMarco 6-88; Guillory, Bobby 3-64; Warren, Jamorris 2-29; Peterson, Tim 2-14; Mason, Seth 1-13.

INTERCEPTIONS

Missouri Southern-None. Central Missouri-Bangali, Joseph 1-10; Shepherd, Randy 1-2; Manson, Kor'Ree 1-0.

SACKS (UA-A)

Missouri Southern-Teer, Nick 1-0; Jarvis, Jaiirus 1-0. Central Missouri-Shepherd, Randy 1-0.

TACKLES (UA-A)

Missouri Southern-Bratzler, Dusty 1-7; Brady, Terrance 4-3; Brown, Antwoine 3-4; Smith, Kenny 3-4; Cowper, Justin 4-2; Scott, Terrance 2-4; Wesley, Jabbari 2-4; Central Missouri-Shepherd, Randy 4-8; Bangali, Joseph 5-4; Parker, Karl 2-6; South, P.J. 1-6; Scribner, Cody 1-5; Martin, Mike 2-3; Gilchrist, C. 1-4; King, Devin 1-4; Jackson, Trey 0-5;

Game Notes

- Anthony Stewart has 259 all-purpose yards to rank sixth all-time in a game at UCM.
- Eric Czerniewski becomes all-time leading passer at UCM with 7,400 yards.
- The Mules lose three fumbles in the first half after losing only two all season.

Game 11

November 7 * Maryville, Mo.
 Bearcat Stadium/Tjeerdsma Field
 Attendance: 6,643

Mules 14, Northwest Missouri 56

(Maryville, Mo.) – The No. 16 Central Missouri Mules scored the first and last touchdowns of the game on Saturday against the No. 3 Northwest Missouri Bearcats, but there was little in between to cheer about as they fell 56-14 in the season finale.

Central Missouri's (8-3, 6-3 MIAA) postseason hopes took a big hit, combined with a Missouri Western loss to Nebraska-Omaha. It was the worst loss in head coach Willie Fritz tenure as well. Northwest Missouri (10-1, 9-0 MIAA) celebrated a group of seniors that has never lost an MIAA game, winning their last 36 in a row.

The Mules jumped on top early in the contest, going 76 yards in six plays, capped by a 27-yard screen pass from junior quarterback Eric Czerniewski to classmate Anthony Stewart.

From there it was all Northwest Missouri, as quarterback Blake Bolles found his favorite target for a red-zone touchdown in sophomore wideout Jake Soy. That would become a theme, hooking up two more times in a 56-0 run.

Bolles had 360 yards passing in the first half alone, including three TD passes and a scoring run. He would finish with four scores after hooking up with Soy on a 39-yard strike on the first drive of the second half. It would be his last drive of the day.


The Mules would not get back on the board until the fourth quarter when backup signal caller Tommy

Corwin found junior tight end DeMarco Cosby from 40 yards out for a score with 1:46 left.

Central Missouri tallied 372 yards of offense but could not stop the top-ranked Bearcat offense, allowing 667 yards.

Czerniewski finished with 240 yards on 26-of-42 passing, while Stewart had 45 yards on the ground and 68 yards receiving. Cosby had a team-high 84 yards receiving.

Bolles finished 18-of-24 for 421 yards and four TD's while Soy had 157 yards and his three TD's. Running back LaRon Council put up 130 yards rushing and a score.



SCORING SUMMARY

UCM	7	0	0	7	-	14
NWMSU	21	14	14	7	-	56

1st Quarter

12:16 UCM - Stewart, Anthony 27 yd pass from Czerniewski, Eric (Jamieson, Aaron kick), 6-76 2:44

10:40 NWMSU - Soy, Jake 11 yd pass from Bolles, Blake (Adolf, Todd kick), 4-75 1:30

5:28 NWMSU - Bolles, Blake 5 yd run (Adolf, Todd kick), 9-75 2:53

2:25 NWMSU - Shaw, Tyler 37 yd pass from Bolles, Blake (Adolf, Todd kick), 3-62 0:59

2nd Quarter

8:10 NWMSU - Soy, Jake 7 yd pass from Bolles, Blake (Adolf, Todd kick), 3-78 1:12

1:10 NWMSU - Council, LaRon 4 yd run (Adolf, Todd kick), 8-92 1:53

3rd Quarter

14:03 NWMSU - Soy, Jake 39 yd pass from Bolles, Blake (Adolf, Todd kick), 3-41 0:46

5:24 NWMSU - Creason, Billy 11 yd run (Adolf, Todd kick), 8-92 2:49

4th Quarter

13:59 NWMSU - Creason, Billy 4 yd run (Adolf, Todd kick), 11-59 4:31

1:46 UCM - Cosby, DeMarco 40 yd pass from Corwin, Tommy (Jamieson, Aaron kick), 8-91 3:18

GAME STATISTICS

	UCM	NWMSU
FIRST DOWNS.....	21	24
RUSHES-YARDS (NET).....	21-54	41-222
PASSING YDS (NET).....	319	445
Passes Att-Comp-Int.....	51-31-1	27-20-0
TOTAL OFFENSE PLAYS-YARDS	72-373	68-667
Fumble Returns-Yards.....	0-0	0-0
Punt Returns-Yards.....	1-11	1-24
Kickoff Returns-Yards.....	9-194	3-85
Interception Returns-Yards.....	0-0	1-8
Punts (Number-Avg).....	6-38.0	1-38.0
Fumbles-Lost.....	0-0	2-0
Penalties-Yards.....	5-50	7-45
Possession Time.....	31:41	28:19
Third-Down Conversions.....	5 of 15	8 of 14
Fourth-Down Conversions.....	2 of 3	2 of 3
Red-Zone Scores-Chances.....	0-2	6-7
Sacks By: Number-Yards.....	1-9	2-4

RUSHING

Central Missouri-Stewart, Anthony 12-45; Corwin, Tommy 2-8; Gower, Zain 3-5; Guillory, Bobby 1-1. NW Missouri State-Council, LaRon 15-130; Creason, Billy 9-37; Christopher, B. 4-33; Austin, Kelvin 8-30;

PASSING

Central Missouri-Czerniewski, Eric 26-42-1-240; Corwin, Tommy 5-9-0-79. NW Missouri State-Bolles, Blake 18-24-0-421; Christopher, B. 2-3-0-24.

RECEIVING

Central Missouri-Stewart, Anthony 8-68; Parks, Adam 7-62; Cosby, DeMarco 5-84; Mason, Seth 3-46; Gower, Zain 2-13; Warren, Jamorris 2-12; Peterson, Tim 1-13; Ginavan, Kyson 1-12; Cannon, David 1-6; Guillory, Bobby 1-3. NW Missouri State-Soy, Jake 6-157; Shaw, Tyler 3-110; Shannon, Brian 3-14; Qaoud, Abe 2-42; Rhodes, Nick 2-25; Kilgore, Kyle 1-66; Pierce, Taylor 1-21; Council, LaRon 1-7; Creason, Billy 1-3.

INTERCEPTIONS

NW Missouri State-Burnsides, Myles 1-8.

SACKS (UA-A)

Central Missouri-Kreter, Layne 1-0. NW Missouri State-Davis, Roberto 1-0; Meinert, Matthew 1-0.

TACKLES (UA-A)

Central Missouri-Patterson, Calvi 3-5; Ball, Deonte 4-3; King, Devin 3-3; Parker, Karl 1-5; NW Missouri State-Kilgore, Chad 4-6; Horn, Willie 4-3; Baudler, Bill 3-3; Martin, Marcus 1-4;

Game Notes

- Worst loss in the tenure of head coach Willie Fritz.
- Most points allowed by the Mules since also allowing 56 against Emporia State in 1998. The most allowed before that was in 1989 against Pittsburg State (60).

Southwest Baptist University

August 28 * 6:00 p.m.
Plaster Stadium * Bolivar, Missouri

- General Information -

School Location / Enrollment Bolivar, Mo. / 3,600
Affiliation / Conference NCAA-II / Independent
Nickname / Colors Bearcats / Purple, White, & Black
Stadium (Capacity) Plaster Stadium (3,000)
Press Box 417-328-1778
Athletic Director Mike Pitts
Sports Information Justin Wollard (417-328-1799)
FAX 417-328-1745
Email jwollard@sbuniv.edu
Web Site www.sbubearcats.com
President Dr. C. Pat Taylor

- Coaching Staff -

Head Coach (Alma Mater) Keith Allen (Oklahoma)
Record at Southwest Baptist 11-22 (three years)
Career Record same
Phone / Best Time to Call 417-328-1798 / Mornings
Assistant Coaches J.C. Dawkins (Offensive Coordinator, WR's),
 Ben Blake (OL), Robert Clardy (QB's), Zach Wilkerson (Defensive
 Coordinator, LB's), Tracy Hayworth (OL), Darnell Walker (DB's)

- Team Information -

Returning Starters (offense / defense / specialists) 8 / 3 / 1
Base Offense / Defense Spread / 4-2-5
Series Record UCM leads 20-2
2009 Record 6-5
Top Returnees Steve Gachette (Sr., QB), Charles Johnson (Jr., WR)
 Thad Everson (Jr., RB), Ino Vitale (Sr., DL), Anthony Wiggins (Sr., CB)

Illinois State University

September 2 * 6:30 p.m.
Hancock Stadium * Normal, Illinois

- General Information -

School Location / Enrollment Normal, Ill. / 20,856
Affiliation / Conference NCAA-I FCS / Missouri Valley
Nickname / Colors Redbirds / Red and White
Stadium (Capacity) Hancock Stadium (15,000)
Athletic Director Dr. Sheahon Zenger
Media Relations Contact Mike Williams (309-438-7748)
FAX 309-438-3598
Email mwilli@ilstu.edu
Web Site www.goredbirds.com
President Dr. Al Bowman

- Coaching Staff -

Head Coach Brock Spack (Purdue, '83)
Record at Illinois State 6-5 (1 year)
Career Record same
Assistant Coaches Jay Peterson (Assistant Head Coach, LB's),
 Luke Huard (Offensive Coordinator, QB's), Phil Elmassian (Defensive
 Coordinator, DB's), George Barnett (OL), Lamar Conard (DB's), Spence
 Nowinski (DL), Taylor Stubblefield (WR's), Jim Williams (TE's, HB's,
 Special Teams), Holmon Wiggins (RB's)

- Team Information -

Returning Starters (offense / defense / specialists) 9 / 10 / 0
Base Offense / Defense Multiple / 4-3
Series Record Tied 2-2
2009 Record 6-5
Top Returnees Matt Brown (So., QB), Chris Riley (Sr., OL)
 Clifton Gordon (Jr., RB), Tyrone Walker (So., WR), Josh Howe (Jr., LB),
 Kelvyn Hemphill (Sr., S), Austin Davis (So., LB), E.J. Jones (Sr. DB)

Emporia State University

September 11 • 1:30 p.m. • Walton Stadium / Kennedy Field • Warrensburg, Mo.

- General Information -

School Location / Enrollment Emporia, Kan. / 6,258
Affiliation / Conference NCAA-II / MIAA
Nickname / Colors Hornets / Old Gold & Black
Stadium (Capacity) Jones Field at Welch Stadium (7,000)
Surface Super Turf
Press Box 620-341-5020
Athletic Director Kent Weiser
Sports Information Director Don Weast (620-341-5526)
FAX 620-341-5808
E-Mail / Web Site weastdon@emporia.edu / www.emporia.edu/athletics
President Dr. Michael Lane

- Coaching Staff -

Head Coach (Alma Mater) Garin Higgins (Emporia State, 92')
Record at ESU 9-24 (three years)
Career Record 60-33 (eight years)
Phone / Best Time to Call 620-341-5504 / Mornings
Assistant Coaches Bryce Saia (Assistant Head Coach, DB),
 Ken Gordon (Def Coordinator, LB's), Gary Manuel (Co-Offensive
 Coordinator, RB's), Sean Clowers (Co-Offensive Coordinator, OL), Matt Walter
 (WR's, Special Teams), Dominic Mirocke (TE's, HB's), Mike LoPorto (DL)

- Team Information -

Returning Starters (offense / defense / specialists) 7 / 7 / 3
Base Offense / Defense Spread / 4-3
Series Record Mules lead 36-17-4
2009 Record (Conference Record) 2-9 (1-8, T-9th in the MIAA)
Top Returnees . Kevin Smart (RB), Jordan Godberson (OL), Daniel Webb (DL),
 Nathan Lonsey (LB), Tyler Chilson (P), Brian Murphy (KR)

2010 Schedule


Date	Opponent	Time
A 26	at SW Oklahoma St.	7:00 pm
S 4	Missouri S&T	1:00 pm
S 11	at Central Missouri	1:30 pm
S 18	Missouri Southern	1:00 pm
S 25	Fort Hays State	1:00 pm
O 2	at Nebraska-Omaha	1:00 pm
O 9	Pittsburg State	1:00 pm
O 16	at Northwest Missouri	1:00 pm
O 23	Truman-HC	1:00 pm
O 30	at Missouri Western	1:30 pm
N 6	at Washburn	1:00 pm

2009 Results

Opponent	W/L Score
A 27 SW Oklahoma St.	W 48-17
S 5 at Augustana (S.D.)	L 32-21
S 12 Central Missouri	L 24-21
S 19 at Missouri Southern	L 34-13
S 26 at Fort Hays State	L 40-20
O 3 Nebraska-Omaha	L 34-13
O 10 at Pittsburg State	L 44-14
O 17 Northwest Missouri	L 45-12
O 24 at Truman	WOT 30-24
O 31 Missouri Western-HC	L 29-6
N 7 Washburn	L 56-35



Head Coach Garin Higgins



Senior RB Kevin Smart

Pittsburg State University

September 18 • 4:00 p.m. • Carnie Smith Stadium / Brandenburg Field • Pittsburg, Kan.

- General Information -

School Location / Enrollment Pittsburg, Kan. / 7,277
 Affiliation / Conference NCAA-II / MIAA
 Nickname / Colors Gorillas / Crimson & Gold
 Stadium (Capacity) Brandenburg Field/ Carnie Smith Stadium (8,343)
 Surface FieldTurf
 Press Box 620-235-4869
 Athletic Director TBA
 Sports Information Director Dan Wilkes (620-235-4147)
 FAX 620-235-4149
 EMail / Web Site dwilkes@pittstate.edu / www.pittstategorillas.com
 President Dr. Steve Scott

- Coaching Staff -

Head Coach (Alma Mater) Tim Beck (Pittsburg State, '88)
 Record at PSU First year
 Career Record Same
 Phone / Best Time to Call 620-235-4389 / Mornings
 Assistant Coaches Steve Rampy (Off Coordinator),
 David Wiemers (Def Coordinator), Lance Cullen (DB),
 Steve Wells (OL), John Pierce (RB), Carl Roth (LB)

- Team Information -

Returning Starters (offense / defense / specialists) 5 / 2 / 2
 Base Offense / Defense Multiple/Option / 3-4
 Series Record Pittsburg State leads 38-7-2
 2009 Record (Conference Record) 5-6 (3-6, T-7th in the MIAA)
 Top Returnees Terrance Issac (Sr., RB), Alex Kuhlman (Sr., SS),
 Spencer Worthington (Jr, LB), Aaron Sawyer (Jr, WR), Ryan Holt (Sr, WR)
 Dustin Wiley (Sr., OT)

2010 Schedule

Date	Opponent	Time
A 28	at Central Oklahoma	7:00 pm
S 4	Chadron State	12:00 pm
S 18	Central Missouri	4:00 pm
S 25	at Missouri Western	6:00 pm
O 2	Missouri Southern	2:00 pm
O 9	at Emporia State	1:00 pm
O 16	Washburn-HC	2:00 pm
O 23	at Fort Hays State	2:00 pm
O 30	Nebraska-Omaha	2:00 pm
N 6	Truman	2:00 pm
N13	vs. Northwest Missouri at Arrowhead Stadium	2:00 pm


2009 Results

5-6, 3-6 MIAA

Opponent	W/L Score
A 29 Central Oklahoma	W 42-13
S 5 Chadron State	W 41-13
S 12 vs. Northwest Missouri at Arrowhead Stadium	L 30-10
S 19 at Central Missouri	L 23-14
S 26 Missouri Western	L 45-40
O 3 at Missouri Southern	W 21-13
O 10 Emporia State	W 44-14
O 17 at Washburn	L 55-3
O 24 Fort Hays State-HC	W 59-41
O 31 at Nebraska-Omaha	LOT 31-28
N 7 at Truman	L 28-21



Head Coach Tim Beck



Senior SS Alex Kuhlman

Washburn University

September 25 • 1:30 p.m. • Walton Stadium / Kennedy Field • Warrensburg, Mo.

- General Information -

School Location / Enrollment Topeka, Kan. / 7,500
 Affiliation / Conference NCAA-II / MIAA
 Nickname / Colors Ichabods / Yale Blue & White
 Stadium (Capacity) Yager Stadium at Moore Bowl (7,200)
 Surface Sportex Field
 Press Box 785-670-1563
 Athletic Director Loren Ferre'
 Sports Information Director Gene Cassell (785-670-1791)
 FAX 785-670-1091
 EMail / Web Site gene.cassell@washburn.edu / www.wusports.com
 President Dr. Jerry Farley

- Coaching Staff -

Head Coach (Alma Mater) Craig Schurig (Colorado School of Mines, '87)
 Record at WU 54-37 (eight years)
 Career Record Same
 Phone / Best Time to Call 785-231-1340 / Mornings
 Assistant Coaches Rob Robinson (Off Coordinator/RB),
 Chris Brown (Co-Def Coordinator), Cooper Harris (Co-Def Coordinator /
 LB's / Special Teams Coordinator), David Trupp (DL), Eric Eisenbarth (OL)

- Team Information -

Returning Starters (offense / defense / specialists) 8 / 8 / 4
 Base Offense / Defense West Coast Pro-Set / 4-4
 Series Record Mules lead 21-18-2
 2009 Record (Conference Record) 8-3 (6-3, T-2nd in MIAA)
 Top Returnees Pierre Desir (So., CB), Bill Boyer (Sr., OL)
 Vershon Moore (So, RB), Dane Simoneau (Jr., QB), Casey Curran (Sr., FS)
 Brian Folkerts (Jr., OL), Michael Wilhoite (Sr., LB), Steve Ivanisevic (PK)

2010 Schedule

Date	Opponent	Time
A 28	at Colorado - Mines	1:00 pm
S 4	Abilene Christian	6:00 pm
S 18	Missouri Western	6:00 pm
S 25	at Central Missouri	1:30 pm
O 2	at Fort Hays State	7:00 pm
O 9	Nebraska-Omaha	1:00 pm
O 16	at Pittsburg State	2:00 pm
O 23	Northwest Missouri-HC	1:00pm
O 30	at Truman	1:00 pm
N 6	Emporia State	1:00 pm
N 13	at Missouri Southern	2:00 pm

2009 Results

8-3, 6-3 MIAA

Opponent	W/L Score
A 29 at Colorado - Mines	W 27-14
S 4 New Mex.-Highlands	W 82-21
S 12 Missouri Southern	W 54-31
S 19 at Missouri Western	L 37-34
S 26 Central Missouri	W 36-21
O 3 Fort Hays State	W 28-14
O 10 at Nebraska-Omaha	L 31-21
O 17 Pittsburg State-HC	W 55-3
O 24 at Northwest Missouri	L 22-19
O 31 Truman	W 37-7
N 7 at Emporia State	W 56-35



Head Coach Craig Schurig



Sophomore CB Pierre Desir

Truman State University

October 2 • 6:30 p.m. • Stokes Stadium • Kirksville, Missouri

- General Information -

School Location / Enrollment Kirksville, Mo. / 5,800
 Affiliation / Conference NCAA-II / MIAA
 Nickname / Colors Bulldogs / Purple & White
 Stadium (Capacity) Stokes Stadium (4,000)
 Surface Astro Turf GameDay Grass 3D
 Press Box 660-785-4276
 Athletic Director Jerry Wollmering
 Media Relations Director Kevin White (660-785-4276)
 FAX 660-785-7475
 EMail / Web Site kwhite@truman.edu / www.gobulldogs.truman.edu
 President Dr. Troy Paino

- Coaching Staff -

Head Coach (Alma Mater) Gregg Nesbitt (Truman, '80)
 Record at TSU First Year
 Career Record Same
 Phone / Best Time to Call 660-785-4252 / Mornings
 Assistant Coaches Jay Davis (Offensive Coordinator), Kellen Nesbitt (Co-Defensive Coordinator), Nate Griffin (DL), Jed Paulsen (OL), John Thomas (RB's), Thomas Kearney (WR's)

- Team Information -

Returning Starters (offense / defense / specialists) 10 / 3 / 0
 Base Offense / Defense Pro Set / 4-2-5
 Series Record Truman leads 52-36-5
 2009 Record (Conference Record) 2-9 (1-8, 10th in the MIAA)
 Top Returnees Phillip Davis (Sr., QB), Anton Bernard (Sr., RB)
 Anthony Brown (So., WR), Shea Carr (Jr., OL), Aaron Tjarks (Jr., OL)
 Michael Elliott (Jr., FS), Terrence Byrd (Jr., CB), Ryan Ploesser (Sr., DL)

2010 Schedule

Date	Opponent	Time
A 28	at St. Joseph's (Ind.)	12:00 pm
S 4	Southwest Baptist	7:00 pm
S 18	at Fort Hays State	7:00 pm
S 25	Northwest Missouri	1:00 pm
O 2	Central Missouri	6:30 pm
O 9	at Missouri Western	1:30 pm
O 16	Missouri Southern-HC	2:00 pm
O 23	at Emporia State	1:00 pm
O 30	Washburn	1:00 pm
N 6	at Pittsburg State	2:00 pm
N 13	Nebraska-Omaha	1:00 pm

2009 Results

2-9, 1-8 MIAA		
Opponent	W/L Score	
A 29 Minnesota State	L 31-13	
S 5 Okla. Panhandle St.	W 54-7	
S 12 at Nebraska-Omaha	L 38-0	
S 19 Fort Hays State	L 41-31	
S 26 at Northwest Missouri	L 70-0	
O 3 at Central Missouri	L 38-3	
O 10 Missouri Western-HC	L 38-14	
O 17 at Missouri Southern	L 20-16	
O 24 Emporia State	L 30-24	
O 31 at Washburn	L 37-7	
N 7 Pittsburg State	W 28-21	



Head Coach Gregg Nesbitt



Senior DL Ryan Ploesser

Fort Hays State University

October 9 • 7:00 p.m. • Lewis Field Stadium • Hays, Kan.

- General Information -

School Location / Enrollment Hays, Kan. / 9,000
 Affiliation / Conference NCAA-II / MIAA
 Nickname / Colors Tigers / Black & Gold
 Stadium (Capacity) Lewis Field Stadium (6,362)
 Press Box 785-628-5800 or 5316
 Athletic Director Curtis Hammeke
 Sports Information Director Ryan Prickett (785-628-5903)
 FAX 785-628-4383
 EMail / Web Site rprickett@fhsu.edu / www.fhsu.edu/athletics
 President Dr. Edward H. Hammond

- Coaching Staff -

Head Coach (Alma Mater) Kevin Verdugo (Colorado State, '91)
 Record at FHSU 15-39 (five years)
 Career Record Same
 Phone / Best Time to Call 785-628-4399 / Mornings
 Assistant Coaches Greg Bryant (Defensive Coordinator, DL), Al McCray (AHC, WR's), Connor Jostes (TE's), Brent O'Brien (DB's), Mike Maresh (LB), Monty Spiller (CB's), Jeff Bryant (OL), Grant Stephenson (RB's)

- Team Information -

Returning Starters (offense / defense / specialists) 8 / 7 / 1
 Base Offense / Defense Multiple / 4-3
 Series Record UCM leads 4-2
 2009 Record (Conference Record) 6-5 (4-5, 6th in the MIAA)
 Top Returnees James Walker (Sr., RB), O.J. Murdock (Sr., WR), Cordarol Scales (Sr., WR), Nick Dreitzl (Jr., LB), Seth Blackwell (Sr., DB), Mike Garrison (Sr., QB), Michael Walker (Sr., DB), Jacob Crossman (Sr., DL)

2010 Schedule

Date	Opponent	Time
A 28	Western State	7:00 pm
S 4	East Central	7:00 pm
S 18	Truman	7:00 pm
S 25	at Emporia State	1:00 pm
O 3	Washburn-HC	7:00 pm
O 10	Central Missouri	7:00 pm
O 17	at Nebraska-Omaha	1:00 pm
O 24	Pittsburg State	2:00 pm
O 31	at Northwest Missouri	2:00 pm
N 7	Missouri Southern	2:00 pm
N 13	at Missouri Western	1:30 pm

2009 Results

6-5, 4-5 MIAA		
Opponent	W/L Score	
A 29 Western State	W 45-17	
S 5 Colorado-Mines	W 31-21	
S 12 Missouri Western	L 58-31	
S 19 at Truman	W 41-31	
S 26 Empori State-HC	W 40-20	
O 3 at Washburn	L 28-14	
O 10 at Central Missouri	L 48-3	
O 17 Nebraska-Omaha	W 31-20	
O 24 at Pittsburg State	L 59-41	
O 31 Northwest Missouri	L 66-40	
N 7 at Missouri Southern	W 48-34	



Head Coach Kevin Verdugo



Senior QB Mike Garrison

Missouri Western State University

October 16 • 1:30 p.m. • Walton Stadium / Kennedy Field • Warrensburg, Missouri

- General Information -

School Location / Enrollment St. Joseph, Mo. / 5,665
 Affiliation / Conference NCAA-II / MIAA
 Nickname / Colors Griffons / Black & Gold
 Stadium (Capacity) Spratt Memorial Stadium (6,000; Synthetic Turf)
 Press Box 816-271-4257
 Athletic Director Dave Williams
 Sports Information Director Trevor Berneking (816-271-4257)
 FAX 816-271-4544
 EMail / Web Site tberneking@missouriwestern.edu / www.GoGriffons.com
 President Dr. Robert A. Vartabedian

- Coaching Staff -

Head Coach (Alma Mater) Jerry Partridge (Missouri Western, '85)
 Record at MWSU 95-55 (13 years)
 Career Record Same
 Phone / Best Time to Call 816-271-4499 / Mornings
 Assistant Coaches Tyler Fenwick (Off Coordinator/QB),
 Regi Trotter (Defensive Coordinator, DB's), Wes Bell (DL), Aaron Bell
 (WR's), Mike Burton (RB's), Todd Throckmorton (OL), Chris Eads (LB's),
 Jay White (Special Teams)

- Team Information -

Returning Starters (offense / defense / specialists) 7 / 9 / 3
 Base Offense / Defense Multiple Spread / Multiple 4-3
 Series Record MWSU leads 13-12-1
 2009 Record (Conference Record) 9-3 (6-3, T-2nd in the MIAA)
 Top Returnees Drew Newhart (Sr., QB), Thomas Hodges (Sr., RB)
 Steven Jones (Sr., OL), Ian Thompson (Sr., DB), Sean Whitters (Sr., LB)
 Nate Bruto (Jr, DB), Adam Clausen (Jr., WR), Brad Beckwith (Sr., K/P)

2010 Schedule

Date	Opponent	Time
S 2	Mesa State (Colo.)	6:00 pm
S 9	Lincoln (Mo.)	6:00 pm
S 18	at Washburn	6:00 pm
S 25	Pittsburg State	6:00 pm
O 2	at Northwest Missouri	1:00 pm
O 9	Truman-HC	1:30 pm
O 16	at Central Missouri	1:30 pm
O 23	at Missouri Southern	6:00 pm
O 30	Emporia State	1:30 pm
N 6	at Nebraska-Omaha	1:00 pm
N 13	Fort Hays State	1:30 pm


2009 Results

9-3, 6-3 MIAA		
Opponent	W/L	Score
A 27 Northern State	W	49-14
S 5 at Mesa State	W	35-14
S 12 at Fort Hays State	W	58-31
S 19 Washburn	W	37-34
S 26 at Pittsburg State	W	45-40
O 3 Northwest Missouri	L	49-35
O 10 at Truman	W	38-14
O 17 Central Missouri-HC	W	36-21
O 24 Missouri Southern	L	35-34
O 31 at Emporia State	W	29-6
N 7 Nebraska-Omaha	L	30-21
D 5 vs. Augustana (S.D.)*	W	34-21

* Mineral Water Bowl



Head Coach Jerry Partridge



Senior QB Drew Newhart

University of Nebraska-Omaha

*Homecoming Game * October 23 • 1:30 p.m. • Walton Stadium / Kennedy Field • Warrensburg, Mo.

- General Information -

School Location / Enrollment Omaha, Neb. / 14,700
 Affiliation / Conference NCAA-II / MIA
 Nickname / Colors Mavericks / Crimson & Black
 Stadium (Capacity) Al F. Caniglia Field (9,500)
 Surface Field Turf
 Press Box 402-554-2447
 Athletic Director Trev Alberts
 Sports Information Director Dave Ahlers
 FAX 402-554-3267
 EMail / Web Site dahlers@unomaha.edu / www.omavs.com
 President Dr. John Christensen

- Coaching Staff -

Head Coach (Alma Mater) Pat Behrns (Dakota State, '72)
 Record at UNO 119-62 (16 years)
 Career Record 155-89 (22 years)
 Phone / Best Time to Call 402-554-3394 / Mornings
 Assistant Coaches Brad McCaslin (Defensive Coordinator)
 Aaron Keen (Offensive Coordinator), Conor Riley (OL), Nate Neuhaus (DB's)
 Aaron Keen, Taiwo Onatolu

- Team Information -

Returning Starters (offense / defense / specialists) 10 / 7 / 4
 Base Offense / Defense Multiple / 4-2-5
 Series Record Tied 3-3
 2009 Record (Conference Record) 7-5 (6-3, T-2nd in the MIAA)
 Top Returnees Harrison Lingenfelter (Sr., OL), Mike Higgins (Sr., TE)
 Greg Zuerlein (Sr., K), Nate Wissink (Sr., DT), Levi Terrell (So., RB),
 Brian Miller (So., WR), Dennis Bergland (Sr., OL), Danny Pelster (Sr., S)

2010 Schedule

Date	Opponent	Time
A 27	East Central (Okla.)	7:00 pm
S 5	at Nebraska-Kearney	12:00 pm
S 12	Truman	6:00 pm
S 19	at Northwest Missouri	1:00 pm
S 26	at Missouri Southern	2:00 pm
O 3	at Emporia State	1:00 pm
O 10	Washburn-HC	1:00 pm
O 17	at Fort Hays State	2:00 pm
O 24 Central Missouri	1:00 pm	
O 31	Pittsburg State	1:00 pm
N 7	at Missouri Western	1:30 pm

2009 Results

7-5, 6-3 MIAA		
Opponent	W/L	Score
A 27 East Central (Okla.)	W	48-0
S 5 at Nebraska-Kearney	L	31-28
S 12 Truman	W	38-0
S 19 at Northwest Missouri	L	37-27
S 26 at Missouri Southern	W	44-36
O 3 at Emporia State	W	34-13
O 10 Washburn-HC	W	31-21
O 17 at Fort Hays State	L	31-20
O 24 Central Missouri	L	49-31
O 31 Pittsburg State	W	31-28
N 7 at Missouri Western	W	30-21
D 5 vs West Texas A&M *	L	31-25

* Kanza Bowl



Head Coach Pat Behrns



Senior TE Mike Higgins

Missouri Southern State University

October 30 • 2:00 p.m. • Fred G. Hughes Stadium • Joplin, Missouri

- General Information -

School Location / Enrollment Joplin, Mo. / 5,740
 Affiliation / Conference NCAA-II / MIAA
 Nickname / Colors Lions / Green & Gold
 Stadium (Capacity) Fred G. Hughes Stadium (7,000)
 Surface Sprinturf
 Press Box 417-437-4513
 Athletic Director Jared Bruggeman
 Sports Information Director Justin Maskus (417-625-9359)
 FAX 417-625-9397
 EMail / Web Site maskus-j@mail.mssu.edu / www.mssu.edu/athletics
 President Dr. Bruce W. Speck

- Coaching Staff -

Head Coach (Alma Mater) Bart Tatum (Austin College, '91)
 Record at MSSU 18-25 (four years)
 Career Record Same
 Phone / Best Time to Call 417-625-9317 / Mornings
 Assistant Coaches Mike Mutz (Def Coordinator/DB's),
 Matt Barrett (Off Coordinator/QB), Gary Bass (OL), J.R. Tatum (TE),
 John Tatum (RB), Raleigh Jackson (DL), Atiba Bradley (LB)

- Team Information -

Returning Starters (offense / defense / specialists) 7 / 11 / 1
 Base Offense / Defense Multiple / 4-4
 Series Record Mules lead 15-14-2
 2009 Record (Conference Finish) 3-7 (3-6, T-8th in the MIAA)
 Top Returnees Jared Brawner (Sr., LB), Dusty Bratzler (Sr., LB),
 Antwoine Brown (So., DB), Justin Cowper (Sr., DB), Roland Thompson
 (Sr., QB), Collin Howard (Jr., QB), Landon Zerkel (So., WR)

2010 Schedule


Date	Opponent	Time
A 26	Minn. St.-Moorhead	6:00 pm
S 4	Lincoln (Mo.)	6:00 pm
S 18	at Emporia State	1:00 pm
S 25	at Nebraska-Omaha	6:00 pm
O 2	at Pittsburg State	2:00 pm
O 9	Northwest Missouri	6:00 pm
O 16	at Truman	2:00 pm
O 23	Missouri Western	6:00 pm
O 30	Central Missouri-HC	2:00 pm
N 6	at Fort Hays State	2:00 pm
N 13	Washburn	2:00 pm

2009 Results

3-7, 3-6 MIAA		
Opponent	W/L Score	
A 29 at Harding	L 17-15	
S 12 at Washburn	L 54-31	
S 19 Emporia State	W 34-13	
S 26 Nebraska-Omaha	L 44-36	
O 3 Pittsburg State	L 21-13	
O 10 at Northwest Missouri	L 52-6	
O 17 Truman	W 20-16	
O 24 at Missouri Western	W 35-34	
O 31 at Central Missouri	L 27-17	
N 7 Fort Hays State	L 48-34	



Head Coach Bart Tatum



Senior LB Jared Brawner

Northwest Missouri State University

November 6 • 1:30 p.m. • Walton Stadium / Kennedy Field • Warrensburg, Missouri

- General Information -

School Location / Enrollment Maryville, Mo. / 7,076
 Affiliation / Conference NCAA-II / MIAA
 Nickname / Colors Bearcats / Forest Green & White
 Stadium (Capacity) Bearcat Stadium (6,500)
 Surface FieldTurf
 Press Box 660-562-1072
 Athletic Director Dr. Bob Boerigter
 Sports Information Director Bryan Boettcher (660-562-1118)
 FAX 660-562-1582
 EMail / Web Site sid@nwmissouri.edu / www.northwestbearcats.com
 President Dr. John Jasinski

- Coaching Staff -

Head Coach (Alma Mater) Mel Tjeerdsma (Southern State, '67)
 Record at NWMSU 171-41 (16 years)
 Career Record 230-80-4 (26 years)
 Phone / Best Time to Call 660-562-1311 / Mornings
 Assistant Coaches Scott Bostwick (Def Coordinator, LB's),
 Charlie Flohr (Passing Game Coord., QB), Will Wagner (Asst. Head Coach, DB),
 Adam Dorrel (Offensive Coord., OL), Rich Wright (Special Teams, DL)

- Team Information -

Returning Starters (offense / defense / specialists) 9 / 6 / 2
 Base Offense / Defense Multiple/Spread / 4-3
 Series Record Northwest leads 52-34-2
 2009 Record (Conference Record) 14-1 (9-0, 1st in the MIAA)
 Top Returnees Jake Soy (Jr., WR), Blake Bolles (Sr., QB),
 Tyler Shaw (So., WR), Brett Grozinger (Sr., OL), Ryan Jones (Sr., CB)
 Chad Kilgore (Jr., LB), Adam Vondrak (Sr., LB), Jason Wiseman (Sr., OL)

2010 Schedule

Date	Opponent	Time
S 2	Texas A&M-Kingsville	6:00 pm
S 18	at Nebraska-Omaha	6:00 pm
S 25	at Truman	1:00 pm
O 2	Missouri Western	1:00 pm
O 9	at Missouri Southern	6:00 pm
O 16	Emporia State	1:00 pm
O 23	at Washburn	1:00 pm
O 30	Fort Hays State	2:00 pm
N 6 at Central Missouri	1:30 pm	
N 13 vs. Pittsburg State	2:00 pm	at Arrowhead Stadium

2009 Results

14-1, 9-0 MIAA		
Opponent	W/L Score	
A 27 at Abilene Christian	L 19-14	
S 3 at Southwest Baptist	W 49-14	
S 12 vs. Pittsburg State	W 30-10	
at Arrowhead Stadium		
S 19 Nebraska-Omaha	W 37-27	
S 26 Truman	W 70-0	
O 3 at Missouri Western	W 49-35	
O 10 Missouri Southern	W 52-6	
O 17 at Emporia State	W 45-12	
O 24 Washburn-HC	WOT 22-19	
O 31 at Fort Hays State	W 66-40	
N 7 Central Missouri	W 56-14	
N 21 Abilene Christian *	W 35-10	
N 28 at Central Washington *	W 21-20	
D 5 California (Pa.) *	W 56-31	
D 12 vs Grand Valley State *	W 30-23	

* NCAA-II Playoffs



Head Coach Mel Tjeerdsma



Junior WR Jake Soy

Southwest Baptist University

(Mules lead 19-2-0)

1987	UCM 41, SBU 3
1988	UCM 13, SBU 10
1989	SBU 51, UCM 21
1990	SBU 21, UCM 18
1991	UCM 24, SBU 17
1992	UCM 29, SBU 10
1993	UCM 48, SBU 7
1994	UCM 21, SBU 0
1995	UCM 28, SBU 7
1996	UCM 7, SBU 5
1997	UCM 52, SBU 17
1998	UCM 34, SBU 0
1999	UCM 49, SBU 3
2000	UCM 41, SBU 10
2001	UCM 49, SBU 17
2002	UCM 35, SBU 6
2003	UCM 30, SBU 23
2004	UCM 48, SBU 21
2005	UCM 45, SBU 7
2006	UCM 49, SBU 24
2007	UCM 56, SBU 14
2009	UCM 39, SBU 28

Illinois State University

(Series tied 2-2)

1967	ISU 27, UCM 0
1968	UCM 28, ISU 0
1970	UCM 29, ISU 8
1971	ISU 18, UCM 14

Emporia State University

(Mules lead 36-17-4)

1901	UCM 12, ESU 0
1902	UCM 16, ESU 11
1903	UCM 6, ESU 5
1905	ESU 34, UCM 6
1906	ESU 10, UCM 0
1907	UCM 12, ESU 0
1908	ESU 12, UCM 0
1909	UCM 0, ESU 0 (T)
1911	ESU 9, UCM 5
1912	UCM 34, ESU 13
1913	UCM 14, ESU 13
1914	ESU 49, UCM 0
1915	UCM 16, ESU 16 (T)
1929	ESU 19, UCM 0
1958	ESU 25, UCM 0
1959	UCM 23, ESU 21
1960	UCM 21, ESU 12



Linebacker Devin King played the final six games, starting five as a true freshman last season.

1961	UCM 12, ESU 7
1962	UCM 0, ESU 0 (T)
1963	ESU 13, UCM 7
1964	UCM 21, ESU 0
1965	UCM 7, ESU 6
1966	UCM 23, ESU 14
1967	UCM 41, ESU 14
1968	UCM 41, ESU 41 (T)
1969	UCM 56, ESU 45
1970	UCM 23, ESU 16
1971	UCM 10, ESU 7
1972	ESU 20, UCM 10
1973	ESU 56, UCM 10
1974	UCM 27, ESU 0
1975	UCM 20, ESU 3
1976	UCM 18, ESU 7
1977	UCM 25, ESU 20
1978	ESU 24, UCM 23
1979	ESU 21, UCM 0
1980	UCM 17, ESU 11
1981	UCM 16, ESU 7
1991	ESU 44, UCM 7
1992	UCM 9, ESU 7
1993	UCM 17, ESU 3
1994	UCM 33, ESU 20
1995	UCM 52, ESU 22
1996	ESU 32, UCM 22
1997	ESU 50, UCM 10
1998	ESU 56, UCM 24
1999	ESU 41, UCM 12
2000	UCM 34, ESU 21
2001	UCM 40, ESU 34 (2OT)
2002	UCM 41, ESU 13
2003	UCM 28, ESU 18
2004	UCM 35, ESU 33
2005	UCM 21, ESU 14
2006	UCM 48, ESU 21
2007	UCM 38, ESU 7
2008	UCM 42, ESU 14
2009	UCM 24, ESU 21

Pittsburg State University

(PSU leads 38-7-2)

1916	PSU 12, UCM 0
1917	PSU 33, UCM 0
1919	PSU 14, UCM 0
1920	UCM 9, PSU 7
1924	PSU 6, UCM 0
1940	UCM 20, PSU 0
1941	UCM 6, PSU 6 (T)
1942	PSU 32, UCM 7
1943	PSU 20, UCM 0
1944	PSU 19, UCM 7
1945	PSU 12, UCM 0
1946	PSU 12, UCM 0
1950	UCM 32, PSU 21
	(Shrine Bowl)
1954	PSU 33, UCM 13
1955	PSU 7, UCM 6
1956	PSU 28, UCM 6
1957	PSU 31, UCM 0
1958	UCM 19, PSU 19 (T)
1959	UCM 27, PSU 26
1960	PSU 39, UCM 21
1961	PSU 47, UCM 0
1962	PSU 16, UCM 0
1963	PSU 7, UCM 0
1964	PSU 21, UCM 7
1965	PSU 23, UCM 6
1966	PSU 20, UCM 18
1989	PSU 60, UCM 5
1990	PSU 9, UCM 7
1991	PSU 28, UCM 14
1992	PSU 20, UCM 10
1993	PSU 19, UCM 17
1994	PSU 35, UCM 7

1995	PSU 37, UCM 16
1996	PSU 14, UCM 12
1997	PSU 30, UCM 29 (OT)
1998	PSU 32, UCM 14
1999	PSU 14, UCM 7
2000	PSU 23, UCM 20
2001	PSU 38, UCM 13
2002	UCM 23, PSU 20 (OT)
2003	PSU 28, UCM 24
2004	PSU 47, UCM 27
2005	UCM 83, PSU 21
2006	PSU 35, UCM 30
2007	PSU 38, UCM 31 (2OT)
2008	PSU 49, UCM 28
2009	UCM 23, PSU 14

Washburn University

(Mules lead 21-18-2)

1902	WU 6, UCM 0
1914	WU 6, UCM 0
1915	WU 19, UCM 7
1943	UCM 0, WU 0 (T)
1944	WU 12, UCM 2
1945	WU 25, UCM 0
1960	UCM 35, WU 14
1961	WU 27, UCM 15
1962	WU 20, UCM 0
1963	WU 34, UCM 0
1964	WU 31, UCM 0
1965	UCM 7, WU 7 (T)
1966	UCM 38, WU 7
1967	UCM 14, WU 0
1968	UCM 34, WU 0
1969	UCM 17, WU 0
1985	WU 31, UCM 3
1986	WU 37, UCM 14
1987	UCM 26, WU 17
1988	WU 28, UCM 27
1989	UCM 29, WU 7
1990	UCM 24, WU 7
1991	UCM 21, WU 0
1992	WU 13, UCM 10
1993	UCM 41, WU 19
1994	UCM 43, WU 10
1995	WU 37, UCM 21
1996	WU 23, UCM 7
1997	UCM 20, WU 14
1998	UCM 37, WU 0
1999	UCM 32, WU 18
2000	UCM 28, WU 17
2001	UCM 58, WU 34
2002	UCM 55, WU 21
2003	UCM 49, WU 28
2004	UCM 47, WU 21
2005	WU 42, UCM 27
2006	WU 14, UCM 10
2007	UCM 28, WU 14
2008	UCM 43, WU 34
2009	WU 36, UCM 21

Truman State University

(formerly Northeast Missouri State)
(TSU leads 52-36-5)

1905	NEMSU 12, UCM 6
1906	UCM 15, NEMSU 10
1909	NEMSU 2, UCM 0
1910	UCM 11, NEMSU 0
1911	UCM 5, NEMSU 3
1914	UCM 76, NEMSU 0
1919	UCM 0, NEMSU 0 (T)
1920	NEMSU 28, UCM 0
1921	NEMSU 7, UCM 0
1922	NEMSU 13, UCM 7
1923	UCM 2, NEMSU 0
1924	UCM 7, NEMSU 7 (T)

1925	UCM 0, NEMSU 0 (T)
1926	UCM 19, NEMSU 12
1927	NEMSU 19, UCM 13
1928	NEMSU 13, UCM 7
1929	NEMSU 38, UCM 12
1930	NEMSU 7, UCM 6
1931	NEMSU 19, UCM 7
1932	NEMSU 18, UCM 0
1933	NEMSU 33, UCM 7
1934	NEMSU 24, UCM 6
1935	NEMSU 10, UCM 9
1936	NEMSU 13, UCM 7
1937	UCM 13, NEMSU 6
1938	UCM 19, NEMSU 13
1939	UCM 20, NEMSU 6
1940	NEMSU 9, UCM 6
1941	UCM 6, NEMSU 0
1946	UCM 0, NEMSU 0 (T)
1947	NEMSU 7, UCM 6
1948	NEMSU 7, UCM 0
1949	UCM 26, NEMSU 13
1950	UCM 33, NEMSU 13
1951	NEMSU 22, UCM 6
1952	NEMSU 32, UCM 0
1953	NEMSU 25, UCM 6
1954	NEMSU 26, UCM 6
1955	UCM 19, NEMSU 7
1956	UCM 20, NEMSU 7
1957	NEMSU 14, UCM 13
1958	NEMSU 32, UCM 13
1959	NEMSU 26, UCM 17
1960	NEMSU 25, UCM 0
1961	NEMSU 14, UCM 7
1962	NEMSU 42, UCM 7
1963	NEMSU 49, UCM 0
1964	NEMSU 38, UCM 7
1965	NEMSU 34, UCM 8
1966	UCM 17, NEMSU 13
1967	UCM 9, NEMSU 0
1968	UCM 14, NEMSU 7
1969	NEMSU 28, UCM 10
1970	NEMSU 28, UCM 21
1971	NEMSU 21, UCM 6
1972	UCM 7, NEMSU 7 (T)
1973	NEMSU 21, UCM 14
1974	NEMSU 13, UCM 6
1975	NEMSU 27, UCM 12
1976	UCM 34, NEMSU 20
1977	NEMSU 45, UCM 23
1978	NEMSU 21, UCM 6
1979	NEMSU 35, UCM 16
1980	UCM 20, NEMSU 7
1981	NEMSU 20, UCM 10
1982	NEMSU 23, UCM 20
1983	UCM 31, NEMSU 13
1984	UCM 24, NEMSU 7
1985	NEMSU 49, UCM 6
1986	UCM 14, NEMSU 7
1987	UCM 35, NEMSU 33
1988	UCM 17, NEMSU 16
1989	UCM 22, NEMSU 16
1990	NEMSU 13, UCM 3
1991	UCM 38, NEMSU 37
1992	NEMSU 24, UCM 6
1993	UCM 36, NEMSU 18
1994	NEMSU 28, UCM 20
1995	NEMSU 45, UCM 34
1996	TSU 45, UCM 10
1997	TSU 37, UCM 34 (2 OT)
1998	UCM 10, TSU 7
1999	TSU 24, UCM 13
2000	TSU 28, UCM 13
2001	UCM 58, TSU 27
2002	UCM 17, TSU 3
2003	UCM 28, TSU 22
2004	UCM 46, TSU 0
2005	UCM 69, TSU 17

2006..... TSU 24, UCM 21
 2007..... UCM 27, TSU 7
 2008..... UCM 31, TSU 28
 2009..... UCM 38, TSU 3

Fort Hays State University

(Mules lead 4-2)

1964..... FHSU 40, UCM 6
 1965..... FHSU 40, UCM 14
 2006..... UCM 37, FHSU 14
 2007..... UCM 31, FHSU 10
 2008..... UCM 24, FHSU 21
 2009..... UCM 48, FHSU 3

Missouri Western State University

(MWSU leads 13-12-1)

1975..... MWSU 24, UCM 20
 1976..... MWSU 17, UCM 13
 1986..... UCM 23, MWSU 17
 1987..... UCM 28, MWSU 21
 1988..... UCM 24, MWSU 21
 1989..... UCM 44, MWSU 8
 1990..... UCM 30, MWSU 13
 1991..... UCM 31, MWSU 24
 1992..... UCM 38, MWSU 3
 1993..... UCM 14, MWSU 14 (T)
 1994..... UCM 59, MWSU 42
 1995..... MWSU 30, UCM 20
 1996..... MWSU 48, UCM 13
 1997..... MWSU 27, UCM 24 (OT)
 1998..... UCM 38, MWSU 28
 1999..... UCM 35, MWSU 28
 2000..... MWSU 23, UCM 16 (OT)
 2001..... UCM 34, MWSU 28
 2002..... UCM 21, MWSU 14
 2003..... MWSU 27, UCM 10
 2004..... MWSU 49, UCM 44
 2005..... MWSU 13, UCM 10
 2006..... MWSU 30, UCM 20
 2007..... MWSU 42, UCM 28
 2008..... MWSU 42, UCM 41
 2009..... MWSU 36, UCM 21

University Of Nebraska-Omaha

(Series tied 3-3)

1985..... UNO 34, UCM 6
 1986..... UCM 7, UNO 6
 1997..... UNO 41, UCM 12
 1998..... UCM 42, UNO 26
 2008..... UNO 38, UCM 33
 2009..... UCM 49, UNO 31

Missouri Southern State University

(Mules lead 15-14-2)

1973..... UCM 44, MSSU 19
 1974..... MSSU 27, UCM 22
 1976..... MSSU 14, UCM 12
 1977..... MSSU 30, UCM 19
 1978..... MSSU 39, UCM 7
 1979..... MSSU 14, UCM 10
 1980..... UCM 3, MSSU 3 (T)
 1981..... UCM 9, MSSU 9 (T)
 1982..... UCM 20, MSSU 17
 1983..... MSSU 26, UCM 10
 1989..... MSSU 21, UCM 13
 1990..... UCM 20, MSSU 19
 1991..... MSSU 35, UCM 0


1992..... UCM 10, MSSU 7
 1993..... MSSU 27, UCM 7
 1994..... MSSU 26, UCM 10
 1995..... MSSU 37, UCM 32
 1996..... MSSU 42, UCM 29
 1997..... UCM 31, MSSU 10
 1998..... UCM 20, MSSU 13
 1999..... UCM 47, MSSU 7
 2000..... UCM 35, MSSU 0
 2001..... MSSU 35, UCM 13
 2002..... UCM 42, MSSU 21
 2003..... UCM 50, MSSU 7
 2004..... UCM 40, MSSU 33
 2005..... UCM 27, MSSU 24
 2006..... MSSU 31, UCM 26
 2007..... UCM 24, MSSU 23
 2008..... UCM 47, MSSU 14
 2009..... UCM 27, MSSU 17

Northwest Missouri State University

(NWMSU leads 52-34-2)

1921..... UCM 33, NWMSU 7
 1922..... NWMSU 8, UCM 6
 1923..... UCM 20, NWMSU 3
 1924..... NWMSU 9, UCM 0
 1925..... NWMSU 10, UCM 7
 1926..... UCM 12, NWMSU 0
 1927..... UCM 19, NWMSU 6
 1928..... UCM 0, NWMSU 0 (T)
 1929..... UCM 6, NWMSU 6 (T)
 1930..... NWMSU 19, UCM 0
 1931..... NWMSU 12, UCM 0
 1932..... NWMSU 12, UCM 0
 1933..... UCM 7, NWMSU 0
 1934..... NWMSU 12, UCM 2
 1935..... UCM 3, NWMSU 2
 1936..... UCM 7, NWMSU 6
 1937..... UCM 25, NWMSU 7
 1938..... NWMSU 13, UCM 0
 1939..... NWMSU 12, UCM 0
 1940..... NWMSU 9, UCM 0
 1941..... NWMSU 21, UCM 0
 1942..... NWMSU 52, UCM 0
 1943..... NWMSU 20, UCM 13
 1944..... NWMSU 28, UCM 6
 1946..... NWMSU 15, UCM 6
 1947..... NWMSU 15, UCM 0
 1948..... NWMSU 20, UCM 6
 1949..... NWMSU 40, UCM 13
 1950..... UCM 32, NWMSU 19
 1951..... NWMSU 20, UCM 7
 1952..... NWMSU 13, UCM 0
 1953..... NWMSU 27, UCM 7
 1954..... UCM 12, NWMSU 6
 1955..... UCM 14, NWMSU 7
 1956..... UCM 13, NWMSU 6
 1957..... NWMSU 20, UCM 6
 1958..... UCM 28, NWMSU 6
 1959..... UCM 18, NWMSU 13
 1960..... NWMSU 41, UCM 19
 1961..... UCM 44, NWMSU 13
 1962..... UCM 13, NWMSU 0
 1963..... UCM 13, NWMSU 12
 1964..... NWMSU 34, UCM 0
 1965..... NWMSU 28, UCM 7
 1966..... NWMSU 21, UCM 14
 1967..... UCM 24, NWMSU 14
 1968..... UCM 28, NWMSU 7
 1969..... NWMSU 28, UCM 25
 1970..... UCM 41, NWMSU 12
 1971..... NWMSU 24, UCM 22
 1972..... NWMSU 38, UCM 12
 1973..... NWMSU 15, UCM 7

1974..... NWMSU 7, UCM 3
 1975..... NWMSU 30, UCM 7
 1976..... NWMSU 10, UCM 7
 1977..... NWMSU 27, UCM 12
 1978..... UCM 31, NWMSU 7
 1979..... NWMSU 26, UCM 14
 1980..... UCM 27, NWMSU 21
 1981..... NWMSU 7, UCM 0
 1982..... UCM 27, NWMSU 3
 1983..... UCM 24, NWMSU 10
 1984..... NWMSU 35, UCM 34
 1985..... NWMSU 18, UCM 10
 1986..... UCM 26, NWMSU 23
 1987..... UCM 25, NWMSU 0
 1988..... UCM 45, NWMSU 17
 1989..... NWMSU 28, UCM 17
 1990..... UCM 17, NWMSU 14
 1991..... UCM 30, NWMSU 27
 1992..... UCM 10, NWMSU 7
 1993..... UCM 41, NWMSU 10
 1994..... UCM 34, NWMSU 9
 1995..... NWMSU 33, UCM 23
 1996..... NWMSU 44, UCM 10
 1997..... NWMSU 41, UCM 9
 1998..... NWMSU 34, UCM 20
 1999..... NWMSU 41, UCM 14
 2000..... NWMSU 55, UCM 17
 2001..... UCM 37, NWMSU 36
 2002..... NWMSU 10, UCM 7
 2003..... UCM 52, NWMSU 24
 2004..... NWMSU 39, UCM 20
 2005..... NWMSU 31, UCM 21
 2006..... NWMSU 31, UCM 14
 2007..... NWMSU 28, UCM 26
 2008..... NWMSU 20, UCM 13
 2009..... NWMSU 56, UCM 14



P.J. South led the Mules in sacks and quarterback hurries while earning first-team All-MIAA honors.

78 All-Time Series Records

All-time series records reflect Central Missouri's records against four-year colleges and universities. Games against junior colleges and non-collegiate opponents are not included. Overall record vs. Opponents is in parenthesis next to school name, while records since 1966 (including home, away, and neutral records) are at columns to the right.

	----- Since 1966 -----				First Met	Last Met
	Overall	Home	Away	Neut		

Alabama Schools (0-2)

North Alabama (0-2)	0-2	0-1	0-1	0-0	1991	1992
-------------------------------	-----	-----	-----	-----	------	------

Arizona Schools (0-1)

Northern Arizona (0-1)	0-1	0-1	0-0	0-0	1966	1966
----------------------------------	-----	-----	-----	-----	------	------

Arkansas Schools (8-15)

Arkansas (1-1)	0-0	--	--	--	1902	1917
Arkansas-Monticello (1-1)	1-1	0-1	1-0	0-0	1980	1984
Arkansas Tech (2-1)	2-1	1-1	1-0	0-0	1981	2008
Arkansas State Univ (0-2)	0-1	--	--	0-1	1959	1970
Central Arkansas (2-9)	1-9	1-4	0-5	0-0	1954	1988
Harding (1-1)	1-1	1-0	0-1	0-0	1967	1968
Henderson State (2-0)	2-0	1-0	1-0	0-0	1985	1986

California Schools (1-0)

Menlo (1-0)	1-0	1-0	0-0	0-0	1997	1997
-----------------------	-----	-----	-----	-----	------	------

Colorado Schools (3-1)

Adams State (2-0)	2-0	1-0	1-0	0-0	2004	2005
Northern Colorado (0-1)	0-1	0-0	0-1	0-0	2002	2002
Southern Colorado (1-0)	1-0	1-0	0-0	0-0	1983	1983

Illinois Schools (11-7)

Eastern Illinois (6-1)	6-1	4-0	2-1	0-0	1969	1976
Illinois State (2-2)	2-2	2-0	0-2	0-0	1967	1971
Quincy (2-1)	2-0	1-0	1-0	0-0	1948	2000
Western Illinois (1-3)	1-3	1-2	0-1	0-0	1969	1984

Indiana Schools (0-6)

Ball State (0-1)	0-1	0-0	0-1	0-0	1967	1967
Indiana State (0-5)	0-5	0-5	0-0	0-0	1983	1991

Iowa Schools (3-3)

Morningside (1-1)	0-0	--	--	--	1958	1959
Northern Iowa (0-2)	0-2	0-1	0-1	0-0	1983	1984
Upper Iowa (2-0)	2-0	2-0	0-0	0-0	1994	1995

Kansas Schools (87-99-10)

Baker (2-0)	0-0	--	--	--	1934	1955
Benedictine (1-5)	0-0	--	--	--	1932	1953
Bethel (1-0)	0-0	--	--	--	1950	1950
College of Emporia (1-2)	0-0	--	--	--	1950	1955
Emporia State (36-17-4)	25-9-1	13-4	12-5-1	0-0	1901	2009
Fort Hays State (4-2)	4-0	2-0	2-0	--	1964	2008
Kansas (0-6)	0-0	--	--	--	1897	1943
Kansas Wesleyan (3-1)	0-0	--	--	--	1936	1939
Ottawa (5-4-1)	1-0	1-0	0-0	0-0	1900	2001
Pittsburg State (7-38-2)	3-19	2-10	1-9	0-0	1916	2009
St. Mary's (1-2)	0-0	--	--	--	1904	1915
Southwestern (3-1-1)	1-0	1-0	0-0	0-0	1950	1996
Sterling (2-1)	1-0	1-0	0-0	0-0	1956	2002
Washburn (21-18-2)	20-9	11-4	9-5	0-0	1902	2009
Wichita State (0-2)	0-0	--	--	--	1945	1947

	----- Since 1966 -----				First Met	Last Met
	Overall	Home	Away	Neut		

Kentucky Schools (1-0)

Murray State (1-0)	1-0	0-0	1-0	0-0	1982	1982
------------------------------	-----	-----	-----	-----	------	------

Minnesota Schools (4-1)

Minnesota-Duluth (1-0)	1-0	0-0	0-0	1-0	2001	2001
Minnesota State-Mankato (1-1)	1-1	1-0	0-1	0-0	2007	2008
Winona State (2-0)	2-0	2-0	0-0	0-0	1999	2000
St. Cloud State (1-0)	1-0	1-0	0-0	0-0	1998	1998

Missouri Schools (300-305-36)

Central Methodist (16-12-3)	0-0	--	--	--	1899	1949
Drury (9-3-1)	0-0	--	--	--	1909	1932
Evangel (4-0)	4-0	2-0	2-0	0-0	1979	1982
Lincoln (22-7)	22-4	10-2	12-2	0-0	1957	2006
Missouri (0-9)	0-0	--	--	--	1895	1908
Missouri-S&T (37-35-3)	26-12-2	16-4-1	10-8-1	0-0	1902	2009
Missouri Southern (15-14-2)	15-14-2	9-7-1	6-7-1	0-0	1973	2009
Missouri Valley (13-12-2)	0-0	--	--	--	1898	1954
Missouri Wesleyan (6-5-1)	0-0	--	--	--	1907	1926
Missouri Western (12-12-1)	12-13-1	6-6-1	6-7	0-0	1975	2009
Northwest Missouri (34-52-2)	17-27	11-11	6-16	0-0	1921	2009
Rockhurst (5-3-1)	0-0	--	--	--	1939	1949
Saint Louis (1-2)	0-0	--	--	--	1903	1916
Southeast Missouri (24-36-7)	8-16-1	3-7-1	5-9	0-0	1906	1990
Southwest Baptist (20-2)	20-2	10-1	10-1	0-0	1987	2009
Southwest Missouri (25-32-5)	8-11-1	7-4-1	1-7	0-0	1924	1986
Tarkio (4-5)	0-0	--	--	--	1908	1938
Truman (35-52-5)	21-21-1	11-11-1	10-10	0-0	1905	2009
Westminster (8-1)	0-0	--	--	--	1904	1923
William Jewell (9-10-3)	0-0	--	--	--	1900	1943

Nebraska Schools (8-8)

Doane (1-1)	0-1	0-0	0-0	0-1	1954	1968
Nebraska-Kearney (2-1)	1-1	1-0	0-1	0-0	1960	1973
Midland (1-0)	0-0	--	--	--	1916	1916
Nebraska-Omaha (3-3)	3-3	2-1	1-2	0-0	1985	2009
Peru State (1-3)	0-0	--	--	--	1945	1957

Oklahoma Schools (2-9)

Langston (1-0)	1-0	1-0	0-0	0-0	2003	2003
Northeastern State (1-7)	0-6	0-3	0-3	0-0	1963	1986
Oklahoma State (0-2)	0-0	--	--	--	1916	1917

South Dakota Schools (3-4)

Augustana (2-0)	2-0	2-0	0-0	0-0	1984	1996
Dakota State (1-0)	1-0	1-0	0-0	0-0	2006	2006
South Dakota (0-2)	0-2	0-1	0-1	0-0	1987	1988
South Dakota State (0-2)	0-2	0-1	0-1	0-0	1987	1988

Texas Schools (1-1)

Lamar (0-1)	0-1	0-0	0-1	0-0	1971	1971
Sam Houston State (1-0)	1-0	1-0	0-0	0-0	1983	1983

Wisconsin Schools (1-0)

Wisconsin-Whitewater (1-0)	1-0	1-0	0-0	0-0	1993	1993
--------------------------------------	-----	-----	-----	-----	------	------

2010 opponents in bold type

1895 Coach: Unknown 3-2-0

6	Wentworth Military	10
20	Clinton Academy	0
12	Marmaduke Military	0
0	Missouri	16
12	Sedalia YMCA	0

1896 No results available

1897 Coach: Unknown 0-4-0

0	Missouri	10
0	Kansas	23
5	Wentworth Military	10
0	Fort Scott	8

1898 Coach: Ewing Cockrell 2-3-0

5	Missouri Valley	0
12	Chilhowee	0
0	Kansas	33
10	Wentworth Military	23
0	Fort Scott	40

1899 Coach: Arthur Mosse 5-1-0

0	Missouri	11
57	Sedalia	0
16	Central College (Fayette)	0
13	Fort Scott	0
17	Haskell Indian School	5
22	Wentworth Military Academy	2

1900 Coach: E. C. Quigley 7-4-0

12	Chilhowee	6
6	Missouri	11
0	Haskell Indian School	16
15	William Jewell	0
0	Ottawa	20
45	Sedalia	0
52	Lee's Summit	0
0	Fort Scott	24
12	Missouri Valley	0
6	Western Military Academy	5
6	Kansas City Medical School	5

1901 Coach: E.C. Quigley 8-2-0

6	Central Business College-Sedalia	0
16	Central Business College-Sedalia	0
21	Medical College-Kansas City	0
2	Missouri	0
0	Kansas City Medical School	10
38	Missouri Valley	0
32	Chilhowee	0
6	Pierce City Baptist College	18
17	Wentworth Military Academy	0
12	Emporia Normal School	0

Won the Missouri-Kansas Inter-State Championship

1902 Coach: Arthur Mosse 6-3-0

16	Kansas St. Normal (Emporia)	11
0	Washburn	6
11	Missouri School of Mines	6
0	Sedalia	2
6	Kansas City Medical School	23
16	Marion Sims	2
15	University of Arkansas	5
95	Pleasant Hill	0
34	William Jewell	0

1903 Coach: Joseph Ferguson 1-2-0

6	Kansas St. Normal (Emporia)	5
0	Missouri-Rolla	5
0	St. Louis University	5

1904 Coach: Joseph Ferguson 5-2-0

0	St. Louis University	12
27	Sedalia	4
11	Buckner (forfeit by Buckner)	11
33	Westminster	0
41	Kemper Military	23
37	Higginsville	0
0	St. Mary's College	28

1905 Coach: Joseph Ferguson 1-4-0

5	Kemper Military	6
15	Sedalia	0
0	Kansas	30
6	Emporia State	34
6	Kirksville Normal	12

1906 Coach: James Brown 4-5-0

2	Missouri	41
0	Kansas St. Normal (Emporia)	10
15	Kirksville Normal	10
0	William Jewell	5
5	Central Business College	0
0	Westminster	2
11	Wentworth Military	5
57	Kemper Military	5
6	Cape Girardeau Normal	16

**** Missouri-Kansas Inter-State Champions ****

1907 Coach: G. A. Lowman 7-2-0

85	Kemper Military	0
6	Missouri	38
39	Central College (Fayette)	0
0	Wentworth Military	15
65	Kansas City Medical College	0
4	Westminster	0
28	Missouri Wesleyan (Cameron)	0
12	Kansas St Normal (Emporia)	0
34	Cape Girardeau Normal	4

1908 Coach: A. A. Mason 2-3-1

41	Missouri Wesleyan (Cameron)	0
6	Missouri	56
0	Tarkio	25
0	Wentworth Military	0
20	William Jewell	6
0	Kansas St. Normal (Emporia)	12

1909 Coach: A. A. Mason 3-3-2

23	Kemper Military	0
3	Ottawa	6
0	Kirksville Normal	2
6	Wentworth Military	3
12	Central College (Fayette)	0
0	Drury	0
0	William Jewell	11
0	Kansas St Normal (Emporia)	0

1910 Coach: F. J. Winters 6-0-1

0	Missouri Wesleyan (Cameron)	0
6	Westminster	0
11	Kirksville Normal	0
7	Wentworth Military	0
6	William Jewell	0
15	Springfield Normal	0
34	Missouri Valley	0

1911 Coach: F. J. Winters 2-2-1

5	Kansas St. Normal (Emporia)	9
5	Kirksville Normal	3
0	William Jewell	0
0	Central College (Fayette)	15
34	Springfield Normal	0



Forrest C. (Phog) Allen
1912-1917
29-17-2 (.625)

**** MIAA Champions ****

1912 Coach: Forrest C. Allen 6-2-0

127	Kemper Military	0
0	Kansas	27
25	Missouri Wesleyan (Cameron)	0
27	Westminster	0
7	Wentworth Military	14
7	Kansas City Medical College	0
29	William Jewell	0
34	Kansas St. Normal (Emporia)	13

**** MIAA Champions ****

1913 Coach: Forrest C. Allen 7-2-0

63	Wentworth Military Academy	0
21	Central College (Fayette)	0
16	Westminster	6
63	Missouri Wesleyan (Cameron)	6
7	Drury	0
46	Tarkio	6
0	William Jewell	6
7	Haskell Indian School	40
14	Kansas St. Normal (Emporia)	13

**** MIAA Champions ****

1914 Coach: Forrest C. Allen 5-4-0

27	Westminster	0
7	Missouri Wesleyan (Cameron)	12
0	Washburn	6
20	Central College (Fayette)	7
14	St. Mary's College	19
76	Kirksville Normal	0
31	Tarkio	7
10	William Jewell	7
0	Kansas St. Normal (Emporia)	49

**** MIAA Champions ****

1915 Coach: Forrest C. Allen 4-2-2

24	Kansas City Medical College	7
33	St. Mary's College	0
10	Kansas City Medical College	7
7	Washburn	19
16	Kansas St. Normal (Emporia)	16
24	Christian Brothers College	0
7	Missouri School of Mines	13
0	Kirksville Osteopathy School	0


1916 Coach: Forrest C. Allen 6-3-0

66	Kemper Military	0
26	Kansas City Medical College	6
14	Midland College	3
7	Oklahoma A & M	16
13	Missouri School of Mines	14
0	Kansas Normal (Pittsburg)	12
24	St. Louis University	0
6	Haskell Indian School	0
29	Kirksville Osteopathy School	14

1917 Coach: Forrest C. Allen 1-4-0

14	Wentworth Military	6
0	Kansas Normal (Pittsburg)	33
7	Oklahoma A & M	27
0	Haskell Indian School	66
0	University of Arkansas	32

1918 World War I - no team



Bill Greim
1919-1923
17-23-5 (.433)

1919 Coach: Bill Greim 2-6-1

0	Central College (Fayette)	51
0	Missouri Wesleyan (Cameron)	27
6	Drury	39
12	Kirksville Osteopathy School	20
7	Tarkio	12
6	Missouri School of Mines	0
32	Missouri Valley	0
0	Kansas Normal (Pittsburg)	14
0	Kirksville Normal	0



1920..... Coach: Bill Greim 5-3-1

0	Wentworth Military	0
39	Tarkio	14
2	Missouri Wesleyan (Cameron)	14
9	Kansas Normal (Pittsburg)	7
27	Drury	0
0	Missouri School of Mines	17
20	Missouri Valley	7
28	Central College (Fayette)	0
0	Kirkville Normal	28

1921..... Coach: Bill Greim 2-5-1

6	Wentworth Military	6
0	William Jewell	19
0	Kemper Military	49
7	Tarkio	41
0	Kansas City Medical College	6
14	Drury	0
33	Maryville Normal	7
0	Kirkville Normal	7

1922..... Coach: Bill Greim 3-6-0

6	Wentworth Military	0
7	Drury	3
6	Tarkio	26
7	Westminster	0
6	Maryville Normal	8
0	William Jewell	28
0	Missouri Valley	12
6	Central College (Fayette)	10
7	Kirkville Normal	13

1923..... Coach: Bill Greim 5-3-2

32	Wentworth Military	0
0	Haskell Indian School	89
0	Drury	6
7	Missouri Wesleyan (Cameron)	16
13	Westminster	9
13	William Jewell	10
20	Maryville Normal	3
0	Missouri Valley	0
6	Central College (Fayette)	6
2	Kirkville Normal	0



**Theodore (Tad)
C. Reid**
1924-1934
44-43-9 (.505)

1924..... Coach: Theodore C. Reid 4-4-1

0	Kansas Normal (Pittsburg)	6
18	Wentworth Military	6
0	Missouri Wesleyan (Cameron)	16
7	Springfield Normal *	0
7	Kirkville Osteopathy School	27
0	Maryville Normal *	9
19	Cape Girardeau Normal *	0
32	Central College (Fayette)	0
7	Kirkville Normal *	7

MIAA: 2-1-1 (3rd)

1925..... Coach: Theodore C. Reid 4-4-1

17	Ottawa	7
0	Drury	11
7	Wentworth Military	10
3	Missouri Wesleyan (Cameron)	0
6	Central College (Fayette)	0
7	Springfield Normal *	0
0	Kirkville Normal *	0
7	Maryville Normal *	10
0	Cape Girardeau Normal *	7

MIAA: 1-2-1 (T-3rd)

**** Missouri-Kansas Inter-State Champions ****

1926..... Coach: Theodore C. Reid 7-0-1

27	Drury	0
35	Missouri Wesleyan (Cameron)	7
13	Central College (Fayette)	0
6	Ottawa	6
7	Springfield Normal *	0
19	Kirkville Normal *	12
12	Maryville Normal *	0
33	Cape Girardeau Normal *	0

MIAA: 4-0-0 (1st)

1927..... Coach: Theodore C. Reid 5-3-0

7	Ottawa	6
6	Central College (Fayette)	18
20	Springfield Teachers *	0
13	Kirkville Teachers *	19
19	Cape Girardeau Teachers *	6
20	Drury	6
19	Maryville Teachers *	6
0	Kirkville Osteopathy School	19

MIAA: 3-1 (2nd)

1928..... Coach: Theodore C. Reid 4-2-2

7	Central College (Fayette)	3
6	Drury	0
7	Kirkville Teachers *	13
6	Ottawa	0
25	Cape Girardeau Teachers *	7
0	Springfield Teachers *	6
0	Maryville Teachers *	0
0	William Jewell	0

MIAA: 1-2-1 (T-3rd)

1929..... Coach: Theodore C. Reid 0-8-1

0	Central College (Fayette)	24
0	Missouri Valley	27
0	William Jewell	12
12	Kirkville Teachers *	38
6	Maryville Teachers *	6
0	Kansas State Normal (Emporia)	19
0	Springfield Teachers *	6
2	Cape Girardeau Teachers	6
7	Ottawa	28

MIAA: 0-2-1 (4th)

1930..... Coach: Theodore C. Reid 3-4-1

0	Central College (Fayette)	26
0	Missouri Valley	0
0	Southwest Missouri Teachers	13
6	Northeast Missouri Teachers	7
19	Kemper Military	0
0	Northwest Missouri Teachers	19
32	Ottawa	0
13	Drury	0

MIAA: 0-3 (4th)

1931..... Coach: Theodore C. Reid 3-8-0

0	Ottawa	7
7	Northeast Missouri Teachers *	19
0	Northwest Missouri Teachers *	12
0	William Jewell	6
0	Missouri Valley	7
0	Central College (Fayette)	18
59	Kemper Military	0
6	Southeast Missouri Teachers *	0
14	Southwest Missouri Teachers *	20
13	Wentworth Military	0
0	William Jewell	6

MIAA: 1-3 (4th)

1932..... Coach: Theodore C. Reid 4-3-1

7	Central College (Fayette)	0
19	St. Benedict's	32
7	Southeast Missouri Teachers *	0
33	Wentworth Military	11
0	Northeast Missouri Teachers *	18
0	Southwest Missouri Teachers *	0
31	Drury	6
0	Northwest Missouri Teachers *	12

MIAA: 1-2-1 (4th)

1933..... Coach: Theodore C. Reid 6-3-0


7	St. Benedict's	21
7	Northeast Missouri Teachers *	33
7	Northwest Missouri Teachers *	0
0	Kansas	34
13	Central College (Fayette)	0
32	Missouri Valley	0
18	Chillicothe Business College	7
21	Southwest Missouri Teachers *	6
13	Southeast Missouri Teachers *	6

MIAA: 3-1 (2nd)

1934..... Coach: Theodore C. Reid 4-4-1

20	Chillicothe Business College	0
6	Baker	0
0	Central College (Fayette)	0
6	Southeast Missouri Teachers *	7
13	Missouri Valley	0
6	Northeast Missouri Teachers *	24
2	Northwest Missouri Teachers *	12
0	Southwest Missouri Teachers *	6
26	William Jewell	0

MIAA: 0-4 (5th)



Carl Voltmer
1935-43
34-31-10 (.520)

1935..... Coach: Carl Voltmer 4-3-1

20	Missouri School of Mines	6
9	Northeast Missouri Teachers *	10
3	Northwest Missouri Teachers *	2
20	William Jewell	0
0	Missouri	6
13	Southeast Missouri Teachers *	16
13	Southwest Missouri Teachers *	13
40	Chillicothe Business College	7

MIAA: 2-2-1 (T-3rd)

1936..... Coach: Carl Voltmer 6-2-0

7	Kansas Wesleyan	29
20	Missouri School of Mines	0
7	Northeast Missouri Teachers *	13
7	Northwest Missouri Teachers *	6
26	Central College (Fayette)	6
14	Southeast Missouri Teachers *	2
13	Southwest Missouri Teachers *	0
13	Missouri Valley	6

MIAA: 4-1 (2nd)

1937..... Coach: Carl Voltmer 7-1-0

14	Kansas Wesleyan	0
20	Missouri School of Mines	6
13	Northeast Missouri Teachers *	6
25	Northwest Missouri Teachers *	7
15	Central College (Fayette)	0
6	Southeast Missouri Teachers *	20
19	Southwest Missouri Teachers *	0
9	Tarkio	0

MIAA: 4-1 (2nd)

1938..... Coach: Carl Voltmer 2-5-1

13	Tarkio	14
40	Kansas Wesleyan	0
13	Central College (Fayette)	14
0	Southeast Missouri Teachers *	6
13	Southwest Missouri Teachers *	13
0	Northwest Missouri Teachers *	13
19	Northeast Missouri Teachers *	13
6	Missouri School of Mines	29

MIAA: 1-3-1 (5th)

1939 Coach: Carl Voltmer 3-3-3

14.....	Kansas Wesleyan	0
7.....	Missouri School of Mines	13
20.....	Northeast Missouri Teachers *	6
0.....	Northwest Missouri Teachers *	12
6.....	Central College (Fayette)	6
0.....	Southeast Missouri Teachers *	0
13.....	Southwest Missouri Teachers *	13
7.....	Missouri Valley	8
13.....	Rockhurst	12

MIAA: 1-2-2 (4th)

1940 Coach: Carl Voltmer 5-4-0

20.....	Kansas Teachers (Pittsburg)	0
18.....	Central College (Fayette)	0
13.....	Southeast Missouri Teachers *	0
7.....	Missouri School of Mines *	6
6.....	Northeast Missouri Teachers *	9
7.....	Rockhurst	14
0.....	Southwest Missouri Teachers *	13
0.....	Northwest Missouri Teachers *	9
19.....	Missouri Valley	13

MIAA: 2-3 (4th)

1941 Coach: Carl Voltmer 3-2-3

6.....	Kansas Teachers (Pittsburg)	6
0.....	Rockhurst	6
0.....	Missouri School of Mines *	0
0.....	Southeast Missouri Teachers *	0
6.....	Northeast Missouri Teachers *	0
28.....	Central College (Fayette)	0
7.....	Southwest Missouri Teachers *	0
0.....	Northwest Missouri Teachers *	21

MIAA: 2-1-2 (3rd)

1942 Coach: Carl Voltmer 0-7-0

13.....	Rockhurst	40
7.....	Kansas Teachers (Pittsburg)	32
14.....	Missouri Valley	31
0.....	Southeast Missouri Teachers *	27
7.....	Missouri School of Mines *	32
0.....	Southwest Missouri Teachers *	21
0.....	Northwest Missouri Teachers *	52

MIAA: 0-4-0 (5th)

1943 Coach: Carl Voltmer 4-4-2

0.....	Kansas Teachers (Pittsburg)	20
19.....	Missouri Valley	0
6.....	Missouri School of Mines	0
13.....	Northwest Missouri Teachers	20
0.....	Southeast Missouri Teachers	27
54.....	Wentworth Military	0
0.....	Washburn	0
12.....	Kansas	13
26.....	Missouri Valley	6
13.....	William Jewell	13

MIAA: No MIAA Competition

1944 Coach: Robert White 4-4-0

2.....	Washburn	12
13.....	Missouri Valley	0
6.....	Northwest Missouri State	28
25.....	Missouri Valley	6
18.....	Southeast Missouri State	14
20.....	Rockhurst	7
7.....	Kansas Teachers (Pittsburg)	19
12.....	Olathe Naval Air Station	13

MIAA: No MIAA Competition

1945 Coach: Robert White 1-6-0

0.....	Washburn	25
7.....	Kansas Teachers (Pittsburg)	19
0.....	Missouri "B"	13
0.....	Peru State (Neb.)	7
0.....	Peru State (Neb.)	31
0.....	Wichita State	25
6.....	Southwest Missouri State	0

MIAA: No MIAA Competition

1946 Coach: Judd Dean 3-5-1

0.....	Kansas Teachers (Pittsburg)	12
14.....	Central College (Fayette)	12
0.....	Missouri School of Mines *	20
20.....	Rockhurst	0
0.....	Northeast Missouri State *	0

7.....	Southwest Missouri State *	12
6.....	Northwest Missouri State *	15
0.....	Southeast Missouri State *	40
7.....	Wentworth Military	5

MIAA: 0-4-1 (6th)

1947 Coach: Judd Dean 2-7-0

0.....	Wichita State	33
6.....	Rockhurst	0
6.....	Central College (Fayette)	7
12.....	Southeast Missouri State *	0
7.....	Missouri School of Mines *	14
6.....	Missouri Valley	21
6.....	Northeast Missouri State *	7
0.....	Southwest Missouri State *	13
0.....	Northwest Missouri State *	15

MIAA: 1-4 (6th)

1948 Coach: Tate C. Page 0-7-2

14.....	Rockhurst	14
6.....	Central College (Fayette)	26
0.....	Missouri School of Mines *	18
12.....	Southeast Missouri State *	12
7.....	Missouri Valley	34
0.....	Northeast Missouri State *	7
0.....	Southwest Missouri State *	25
6.....	Northwest Missouri State *	20
0.....	Quincy (Ill.)	12

MIAA: 0-4-1 (6th)

1949 Coach: Tate C. Page 3-5-0

13.....	Northwest Missouri State *	40
26.....	Northeast Missouri State *	13
21.....	Southeast Missouri State *	6
18.....	Southwest Missouri State *	28
0.....	Missouri School of Mines *	31
0.....	Missouri Valley	15
35.....	Rockhurst	6
14.....	Central College (Fayette)	20

MIAA: 2-3 (4th)

1950 Coach: Tate C. Page 8-3-0


19.....	Southwestern (Kan.)	7
26.....	College of Emporia	21
20.....	St. Benedict's (Kan.)	6
21.....	Southeast Missouri State *	2
13.....	Missouri School of Mines *	32
21.....	Missouri Valley	31
33.....	Northeast Missouri State *	13
12.....	Southwest Missouri State *	27
32.....	Northwest Missouri State *	19
32.....	Bethel (Kan.)	7
	Shrine Bowl @ Pittsburg, Kan.	
32.....	Kansas Teachers (Pittsburg)	21

MIAA: 3-2 (3rd)

1951 Coach: Tate C. Page 0-7-2

6.....	Southwestern (Kan.)	6
7.....	College of Emporia	12
21.....	St. Benedict's (Kan.)	33
6.....	Missouri School of Mines *	12
0.....	Missouri Valley	27
6.....	Northeast Missouri State *	22
6.....	Southwest Missouri State *	31
7.....	Northwest Missouri State *	20
13.....	Southeast Missouri State *	13

MIAA: 0-4-1 (T-5th)



Harry Fritz
1952
1-6-0 (.143)

1952 Coach: Harry Fritz 1-6-0

7.....	St. Benedict's (Kan.)	33
0.....	Southeast Missouri State *	14
14.....	Missouri School of Mines *	20
0.....	William Jewell	36
0.....	Northeast Missouri State *	32
7.....	Southwest Missouri State *	6
0.....	Northwest Missouri State *	13

MIAA: 1-4 (T-5th)



Lew Comer
1953-1956
15-19-2 (.444)

1953 Coach: Lew Comer 0-7-2

13.....	Olathe Naval Air Station	13
6.....	St. Benedict's (Kan.)	12
7.....	Southeast Missouri State *	7
0.....	Missouri School of Mines *	20
7.....	William Jewell	20
7.....	Northwest Missouri State *	27
6.....	Northeast Missouri State *	25
7.....	Southwest Missouri State *	19
7.....	Missouri Valley	40

MIAA: 0-4-1 (6th)

1954 Coach: Lew Comer 3-6-0

6.....	Doane (Neb.)	0
33.....	State College of Arkansas	0
7.....	Southwest Missouri State *	13
13.....	Kansas Teachers (Pittsburg)	33
0.....	Southeast Missouri State *	30
6.....	Missouri School of Mines *	19
12.....	Northwest Missouri State *	6
6.....	Northeast Missouri State *	26
6.....	Missouri Valley	40

MIAA: 1-4 (T-4th)

1955 Coach: Lew Comer 5-4-0

0.....	College of Emporia	7
6.....	Kansas Teachers (Pittsburg)	7
0.....	Southwestern (Kan.)	28
19.....	Northeast Missouri State *	7
13.....	Southwest Missouri State *	0
14.....	Northwest Missouri State *	7
12.....	Southeast Missouri State *	13
25.....	Missouri School of Mines *	19
18.....	Baker (Kan.)	0

MIAA: 4-1 (2nd)



**** MIAA Co-Champions ****

1956 Coach: Lew Comer 7-2-0

28	Peru State (Neb.)	14
27	Southwestern (Kan.)	0
24	Sterling (Kan.)	6
13	Northwest Missouri State *	6
20	Northwest Missouri State *	7
27	Missouri School of Mines *	29
26	Southeast Missouri State *	21
14	Southwest Missouri State *	0
6	Kansas Teachers (Pittsburg)	28

MIAA: 4-1 (T-1st)

1957 Coach: Harold L. Yinger 1-7-1

7	Peru State (Neb.)	13
0	Kansas Teachers (Pittsburg)	31
13	Sterling (Kan.)	20
6	Missouri School of Mines *	47
20	Southeast Missouri State *	20
35	Southwest Missouri State *	6
6	Northwest Missouri State *	20
13	Northeast Missouri State *	14
7	Lincoln	46

MIAA: 1-3-1 (5th)

1958 Coach: Harold L. Yinger 2-6-1

26	Morningside (Iowa)	13
0	Kansas State College (Emporia)	25
19	Kansas Teachers (Pittsburg)	19
0	Lincoln	41
14	Missouri School of Mines *	26
13	Northeast Missouri State *	32
28	Northwest Missouri State *	6
14	Southwest Missouri State *	19
6	Southeast Missouri State *	42

MIAA: 1-4 (5th)

1959 Coach: Harold L. Yinger 3-7-0

6	Morningside (Iowa)	14
23	Kansas State College (Emporia)	21
27	Kansas Teachers (Pittsburg)	26
0	Lincoln	6
20	Missouri School of Mines *	34
17	Northeast Missouri State *	26
18	Northwest Missouri State *	13
8	Southwest Missouri State *	28
7	Southeast Missouri State *	42
6	Arkansas State	54

MIAA: T-5th (1-4)

1960 Coach: Harold L. Yinger 4-5-0

21	Kansas State College (Emporia)	12
21	Kansas Teachers (Pittsburg)	39
71	Kearney State (Neb.)	19
35	Washburn	14
6	Southwest Missouri State *	19
0	Southeast Missouri State *	23
23	Missouri School of Mines *	12
0	Northeast Missouri State *	25
19	Northwest Missouri State *	41

MIAA: 1-4 (5th)

1961 Coach: Robert Hoff 3-5-0

0	Kansas Teachers (Pittsburg)	47
15	Washburn	27
12	Kansas State College (Emporia)	7
22	Southwest Missouri State *	14
0	Southeast Missouri State *	3
6	Missouri School of Mines *	20
7	Northeast Missouri State *	14
44	Northwest Missouri State *	13

MIAA: 2-3 (T-4th)

1962 Coach: Richard Carter 2-6-1

0	Kansas Teachers (Pittsburg)	16
0	Washburn	20
0	Kansas State College (Emporia)	0
7	Northeast Missouri State *	42
13	Northwest Missouri State *	0
0	Southwest Missouri State *	27
0	Southeast Missouri State *	29
20	Missouri School of Mines *	14
0	Northeastern (Okla.) State	7

MIAA: 2-3 (4th)

1963 Coach: Kenneth Robb 1-8-0

0	Kansas Teachers (Pittsburg)	7
0	Washburn	34
7	Kansas State College (Emporia)	13
0	Northeast Missouri State *	49
13	Northwest Missouri State *	12
0	Southwest Missouri State *	59
13	Southeast Missouri State *	41
0	Missouri-Rolla *	10
0	Northeastern (Okla.) State	62

MIAA: 1-4 (T-5th)

1964 Coach: Kenneth Robb 1-8-0

7	Kansas Teachers (Pittsburg)	21
0	Washburn	31
21	Kansas State College (Emporia)	0
6	Fort Hays State	40
0	Northwest Missouri State *	34
0	Southwest Missouri State *	35
0	Southeast Missouri State *	23
0	Missouri-Rolla *	14
7	Northeast Missouri State *	38

MIAA: 0-5 (6th)

1965 Coach: Kenneth Robb 2-6-1

6	Kansas Teachers (Pittsburg)	23
7	Washburn	7
7	Kansas State College (Emporia)	6
14	Fort Hays State	40
7	Northwest Missouri State *	28
13	Southwest Missouri State *	35
14	Southeast Missouri State *	16
26	Missouri-Rolla *	22
8	Northeast Missouri State *	34

MIAA: 1-4 (5th)



Howard Mahanes

1966-1974
43-45-3 (.489)

1966 Coach: Howard Mahanes 4-5-0

18	Kansas Teachers (Pittsburg)	20
38	Washburn	7
23	at Kansas State College (Emporia)	14
16	Northern Arizona	34
14	at Southeast Missouri State *	34
28	at Missouri-Rolla *	26
17	Northeast Missouri State *	13
14	at Northwest Missouri State *	21
0	Southwest Missouri State *	10

MIAA: 2-3 (4th)

1967 Coach: Howard Mahanes 6-4-0

7	at Ball State (Ind.)	41
14	at Washburn	0
41	Kansas State College (Emporia)	14
0	at Illinois State	27
14	Southeast Missouri State *	24
21	Missouri-Rolla *	0

9	at Northeast Missouri State *	0
24	Northwest Missouri State *	14
40	Southwest Missouri State *	9
13	at Harding (Ark.)	27

MIAA: 4-1 (2nd)

1968 Coach: Howard Mahanes 7-2-1

34	Washburn	0
41	at Kansas State College (Emporia)	41
28	Illinois State	0
35	Harding (Ark.)	0
20	at Missouri-Rolla *	16
14	Northeast Missouri State *	7
28	at Northwest Missouri State *	7
35	Southwest Missouri State *	7
7	at Southeast Missouri State *	35

Mineral Water Bowl @ Excelsior Springs, MO

0	vs. Doane (Neb.)	10
---	------------------	----

MIAA: 4-1 (2nd)

1969 Coach: Howard Mahanes 5-4-0

17	Washburn	0
56	Kansas State College (Emporia)	45
41	Eastern Illinois	14
13	Western Illinois	31
0	Missouri-Rolla *	24
10	Northeast Missouri State *	28
25	Northwest Missouri State *	28
52	Southwest Missouri State *	13
44	Southeast Missouri State *	24

MIAA: 2-3 (T-4th)

**** MIAA Co-Champions ****

1970 Coach: Howard Mahanes 9-2-0

23	Western Illinois	3
29	Illinois State	8
23	at Kansas State College (Emporia)	16
27	at Eastern Illinois	17
41	Northwest Missouri State *	12
28	at Southwest Missouri State *	14
21	Northeast Missouri State *	28
34	Missouri-Rolla *	7
28	at Lincoln *	27
16	at Southeast Missouri State *	7

Pecan Bowl @ Arlington, Texas

21	vs. Arkansas State	38
----	--------------------	----

MIAA: 5-1 (T-1st)

1971 Coach: Howard Mahanes 4-6-0

14	at Illinois State	18
10	Kansas State College (Emporia)	7
6	at Lamar Tech (Texas)	35
22	at Northwest Missouri State *	24
16	Southwest Missouri State *	13
6	at Northeast Missouri State *	21
14	at Missouri-Rolla *	25
14	Lincoln *	0
24	Eastern Illinois	7
6	Southwest Missouri State *	16

MIAA: 2-4 (T-5th)

1972 Coach: Howard Mahanes 3-7-1

21	Kearney State	14
14	at State College of Arkansas	21
10	at Kansas State Teachers of Emporia	20
14	Northeastern (Okla.) State	16
12	Northwest Missouri State *	38
25	at Southwest Missouri State *	31
7	Northeast Missouri State *	7
35	Missouri-Rolla *	24
7	at Lincoln *	14
35	at Eastern Illinois	14
21	at Southeast Missouri State *	28

MIAA: 1-4-1 (6th)

1973 Coach: Howard Mahanes 2-8-0

13	at Kearney State	21
14	State College of Arkansas	21

10	Kansas State Teachers of Emporia	56
7	at Northwest Missouri State *	15
17	Southwest Missouri State *	13
14	at Northeast Missouri State *	21
14	at Missouri-Rolla *	24
13	Lincoln *	23
44	at Missouri Southern	19
0	Southeast Missouri State *	27

MIAA: 1-5 (7th)

1974..... Coach: Howard Mahanes 3-7-1

19	Eastern Illinois	14
13	at State College of Arkansas	33
27	Kansas State Teachers of Emporia	0
13	at Northeastern (Okla.) State	14
26	at Southwest Missouri State	37
3	Northwest Missouri State	7
21	Missouri-Rolla	21
6	Northeast Missouri State	13
18	at Southeast Missouri State	31
22	Missouri Southern	27
32	at Lincoln	19

MIAA: 1-4-1 (6th)



Walt Hicklin
1975-1979
16-35-0 (.314)

1975..... Coach: Walt Hicklin 5-5-0

8	Central Arkansas	0
20	at Kansas State Teachers of Emporia	3
23	Eastern Illinois	18
24	Southwest Missouri State *	14
7	at Northwest Missouri State *	30
29	at Missouri-Rolla *	0
12	at Northeast Missouri State *	27
6	Southeast Missouri State *	31
20	at Missouri Western	24
7	Lincoln *	20

MIAA: 2-4 (T-5th)

1976..... Coach: Walt Hicklin 3-8-0

12	Missouri Southern	14
3	at Central Arkansas	21
18	Kansas State College (Emporia)	7
14	at Eastern Illinois	41
26	at Southeast Missouri State *	29
15	Missouri-Rolla *	29
7	Northwest Missouri State *	10
16	at Lincoln *	0
34	Northeast Missouri State *	20
13	Missouri Western	17
12	at Southwest Missouri State *	34

MIAA: 2-4 (T-5th)

1977..... Coach: Walt Hicklin 3-7-0

19	at Missouri Southern	30
21	Central Arkansas	24
25	at Kansas State College (Emporia)	20
13	Northeastern (Okla.) State	21
28	Southeast Missouri State *	40
14	at Missouri-Rolla *	20
12	at Northwest Missouri State *	27
23	Lincoln *	20
23	at Northeast Missouri State *	45
14	Southwest Missouri State *	7

MIAA: 2-4 (6th)

1978..... Coach: Walt Hicklin 2-8-0

7	Missouri Southern	39
17	at Central Arkansas	20

23	Emporia State	24
14	at Northeastern (Okla.) State	50
31	Northwest Missouri State *	7
17	at Southeast Missouri State *	16
6	at Lincoln *	21
6	Northeast Missouri State *	21
7	at Southwest Missouri State *	38
7	Missouri-Rolla *	17

MIAA: 2-4 (T-4th)

1979..... Coach: Walt Hicklin 3-7-0

10	at Missouri Southern	14
7	Central Arkansas	31
0	at Emporia State	21
14	at Northwest Missouri State *	26
15	Southeast Missouri State * +	31
29	Lincoln *	17
16	at Northeast Missouri State *	35
14	Southwest Missouri State *	60
28	Evangel	14
0	at Missouri-Rolla *	9

+ Game later forfeited by Southeast Missouri State
MIAA: 1-5 (T-6th)



Al Molde
1980-82
17-9-4 (.633)

1980..... Coach: Al Molde 6-3-1

3	Missouri Southern	3
17	Emporia State	11
17	at Arkansas-Monticello	0
27	Northwest Missouri State *	21
14	at Southwest Missouri State *	21
20	Northeast Missouri State *	7
15	Missouri-Rolla *	16
33	at Lincoln *	14
40	at Evangel	7
17	at Southeast Missouri State *	31

MIAA: 3-3 (T-3rd)

1981..... Coach: Al Molde 4-3-3


9	at Missouri Southern	9
16	at Emporia State	7
19	Arkansas Tech	21
0	at Northwest Missouri State *	7
6	Southwest Missouri State *	6
10	at Northeast Missouri State *	20
0	at Missouri-Rolla *	0
9	Lincoln *	7
28	Evangel	14
31	at Southeast Missouri State *	11

MIAA: 2-2-1 (4th)

1982..... Coach: Al Molde 7-3-0

20	Missouri Southern	17
10	at Murray State	0
13	at Arkansas Tech	10
27	Northwest Missouri State *	3
3	at Southwest Missouri State *	21
20	Northeast Missouri State *	23
23	Missouri-Rolla *	20
33	at Lincoln *	7
52	at Evangel	8
36	at Southeast Missouri State *	38

MIAA: 3-2 (3rd)



Terry Noland
1983-96
78-65-2 (.545)

**** MIAA Co-Champions ****

1983..... Coach: Terry Noland 6-5-0

34	Southern Colorado	9
10	Missouri Southern	26
13	Sam Houston State	10
7	at Indiana State	33
24	at Northwest Missouri State *	10
19	Western Illinois	26
31	at Northeast Missouri State *	13
0	at Missouri-Rolla *	13
58	Lincoln *	14
7	Northern Iowa	20
52	Southeast Missouri State *	22

MIAA: 4-1 (T-1st)

1984..... Coach: Terry Noland 5-6-0

22	at Western Illinois	37
24	Augustana (S.D.)	20
0	Southwest Missouri State	35
7	Arkansas-Monticello	14
3	at Indiana State	27
34	Northwest Missouri State *	35
10	Missouri-Rolla *	0
24	Northeast Missouri State *	7
50	at Southeast Missouri State *	9
0	at Northern Iowa	34
15	at Lincoln *	7

MIAA: 4-1 (2nd)

1985..... Coach: Terry Noland 3-7-0

6	at Nebraska-Omaha	34
10	Northeastern (Okla.) State	14
3	Washburn	31
3	Henderson State	2
10	at Northwest Missouri State *	18
9	at Missouri-Rolla *	14
6	at Northeast Missouri State *	49
25	Southeast Missouri State *	14
3	at Southwest Missouri State	37
29	Lincoln *	3

MIAA: 2-3 (T-3rd)

**** MIAA Champions ****

1986..... Coach: Terry Noland 9-2-0

23	at Missouri Western	17
7	Nebraska-Omaha	6
22	at Northeastern (Okla.) State +	42
14	at Washburn	37
21	at Henderson State	14
35	Missouri-Rolla *	28
32	at Southeast Missouri State *	21
26	Northwest Missouri State *	23
14	Northeast Missouri State *	7
56	at Lincoln *	9
13	Southwest Missouri State	24

+ Game later forfeited by Northeastern State
MIAA: 5-0 (1st)



**** MIAA Co-Champions ****

1987 Coach: Terry Noland 7-3-1

17	South Dakota State	21
14	at South Dakota	38
26	at Washburn	17
14	at Central Arkansas	21
41	Southwest Baptist	3
20	at Missouri-Rolla *	14
24	Southeast Missouri State *	24
56	Lincoln *	10
25	at Northwest Missouri State *	0
35	at Northeast Missouri State *	33
28	Missouri Western	21

MIAA: 4-0-1 (T-1st)

**** MIAA Co-Champions ****

1988 Coach: Terry Noland 6-5-0

24	at South Dakota State	31
13	South Dakota	35
27	Washburn	28
14	Central Arkansas	35
0	at Southeast Missouri State *	24
39	at Lincoln *	29
24	Missouri-Rolla *	17
17	Northeast Missouri State *	16
45	Northwest Missouri State *	17
13	at Southwest Baptist *	10
24	at Missouri Western	21

MIAA: 5-1 (T-1st)

1989 Coach: Terry Noland 5-6-0

15	at Indiana State	21
27	Washburn *	7
40	at Lincoln *	12
44	Missouri Western *	8
17	at Northwest Missouri State *	28
21	at Southwest Baptist *	51
5	Pittsburg State *	60
13	Missouri Southern *	21
25	at Missouri-Rolla *	0
13	Southeast Missouri State *	35
22	at Northeast Missouri State *	16

MIAA: 5-5 (T-5th)

1990 Coach: Terry Noland 5-5-0

16	at Indiana State	37
24	at Washburn *	7
30	at Missouri Western *	13
17	Northwest Missouri State *	14
18	Southwest Baptist *	21
7	at Pittsburg State *	9
20	at Missouri Southern *	19
37	Missouri-Rolla *	0
7	at Southeast Missouri State *	21
3	Northeast Missouri State *	13

MIAA: 5-4 (4th)

1991 Coach: Terry Noland 5-6-0

7	North Alabama	28
6	at Indiana State	35
0	at Missouri Southern *	35
24	Southwest Baptist *	17
17	at Emporia State *	44
30	Northwest Missouri State *	27
21	Washburn *	0
38	at Northeast Missouri State *	37
7	at Missouri-Rolla *	13
31	Missouri Western *	24
14	at Pittsburg State *	28

MIAA: 5-4 (T-3rd)

1992 Coach: Terry Noland 6-4-0

16	at North Alabama	17
10	Missouri Southern *	7
29	at Southwest Baptist *	10
9	Emporia State *	7
10	at Northwest Missouri State *	7
10	at Washburn *	13

6	Northeast Missouri State *	24
17	Missouri-Rolla *	0
38	at Missouri Western *	3
10	Pittsburg State *	20

MIAA: 6-3 (T-3rd)

1993 Coach: Terry Noland 7-2-1

3	Wisconsin-Whitewater	0
36	at Northeast Missouri State *	18
41	Washburn *	19
14	Missouri Western *	14
48	Southwest Baptist *	7
7	Missouri Southern *	27
17	at Pittsburg State *	19
17	at Emporia State *	3
41	Northwest Missouri State *	10
24	at Missouri-Rolla *	21

MIAA: 6-2-1 (T-3rd)

1994 Coach: Terry Noland 7-3-0

46	Upper Iowa	0
20	Northeast Missouri State *	28
43	at Washburn *	10
59	Missouri Western *	42
21	at Southwest Baptist *	0
10	at Missouri Southern *	26
7	Pittsburg State *	35
33	Emporia State *	20
34	at Northwest Missouri State *	9
31	Missouri-Rolla *	14

MIAA: 6-3 (T-3rd)

1995 Coach: Terry Noland 4-6-0

43	Upper Iowa	20
16	at Pittsburg State *	37
32	Missouri Southern *	37
23	at Northwest Missouri State *	33
21	Washburn *	37
34	Northeast Missouri State *	45
50	at Missouri-Rolla *	19
20	at Missouri Western *	30
28	Southwest Baptist *	7
52	at Emporia State *	22

MIAA: 3-6 (T-7th)

1996 Coach: Terry Noland + 4-7-0

12	Augustana, S.D.	8
63	Southwestern (Kan.)	14
12	Pittsburg State *	14
29	at Missouri Southern *	42
10	Northwest Missouri State *	44
7	at Washburn *	23
10	at Truman *	45
20	Missouri-Rolla *	7
13	Missouri Western *	48
7	at Southwest Baptist *	5
22	Emporia State *	32

+Jeff Floyd coached final 3 games

MIAA: 2-7 (7th)



Willie Fritz
1997-2009
1997-47-0 (.674)

1997 Coach: Willie Fritz 5-6-0

12	at Nebraska-Omaha	41
53	Menlo (Calif.)	13
44	at Missouri-Rolla *	14
34	Truman - (2 OT) *	37
52	at Southwest Baptist *	17
31	Missouri Southern *	10
29	Pittsburg State - (OT) *	30
10	at Emporia State *	50
9	at Northwest Missouri State *	41
20	Washburn *	14
24	at Missouri Western - (OT) *	27

MIAA: 4-5 (6th)

1998 Coach: Willie Fritz 8-3-0

42	Nebraska-Omaha	26
20	St. Cloud State	16
27	Missouri-Rolla *	0
10	at Truman *	7
34	Southwest Baptist *	0
20	at Missouri Southern *	13
13	Pittsburg State *	32
24	Emporia State *	56
20	Northwest Missouri State *	34
37	at Washburn *	0
38	Missouri Western *	28

MIAA: 6-3 (T-3rd)

1999 Coach: Willie Fritz 7-4-0

60	at Quincy	13
30	Winona State	24
12	at Emporia State *	41
7	Pittsburg State *	14
32	at Washburn *	18
13	Truman *	24
41	Missouri-Rolla *	0
35	at Missouri Western *	28
49	at Southwest Baptist *	3
47	Missouri Southern *	7
14	at Northwest Missouri State *	41

MIAA: 5-4 (4th)

2000 Coach: Willie Fritz 7-4-0

45	Winona State	26
75	Quincy	0
34	Emporia State *	21
20	at Pittsburg State *	23
28	Washburn *	17
14	at Truman *	28
33	at Missouri-Rolla *	7
16	Missouri Western - (OT) *	23
41	Southwest Baptist *	10
35	at Missouri Southern *	0
17	Northwest Missouri State *	55

MIAA: 5-4 (4th)

2001 Coach: Willie Fritz 10-2-0

24	Lincoln	10
63	Ottawa	13
34	Missouri Western *	28
40	at Emporia State - (OT) *	34
31	at Missouri-Rolla *	10
49	Southwest Baptist *	17
58	at Washburn *	34
13	at Missouri Southern *	35
37	Northwest Missouri State *	36
58	at Truman *	27
13	Pittsburg State *	38
Mineral Water Bowl - Excelsior Springs, Mo.		
48	vs. Minnesota-Duluth	17

MIAA: 7-2 (2nd)

2002 Coach: Willie Fritz 10-2-0

63	at Lincoln	7
72	Sterling	12
21	at Missouri Western *	14
41	Emporia State *	13
55	Missouri-Rolla *	14
35	at Southwest Baptist *	6
55	Washburn *	21
42	Missouri Southern *	21
7	at Northwest Missouri State *	10
17	Truman *	3
23	at Pittsburg State - (OT) *	20
NCAA Division II Playoffs - First Round		
28	at Northern Colorado	49

MIAA: 8-1 (2nd)

**** MIAA Co-Champions ****

2003 Coach: Willie Fritz 9-2-0

37	Lincoln	13
75	Langston	6
52	at Northwest Missouri State *	24
50	Missouri Southern *	7
30	at Southwest Baptist *	23
10	at Missouri Western *	27
73	Missouri-Rolla *	21
28	Truman *	22
49	at Washburn *	28
24	Pittsburg State *	28
28	at Emporia State *	18

MIAA: 7-2 (1st)

2004 Coach: Willie Fritz 7-4-0

13	at Adams State	0
47	at Lincoln	0
20	Northwest Missouri State *	38
40	at Missouri Southern *	33
48	Southwest Baptist *	21
44	Missouri Western *	49
38	at Missouri-Rolla *	42
46	at Truman *	0
47	Washburn *	21
27	at Pittsburg State *	47
35	Emporia State *	33

MIAA: 5-4 (4th)

2005 Coach: Willie Fritz 7-3-0

14	Adams State	6
83	Lincoln	0
27	at Washburn *	42
69	Truman *	17
10	at Missouri Western *	13
45	at Southwest Baptist *	7
27	Missouri Southern *	24
21	at Northwest Missouri State *	31
21	at Emporia State *	14
83	Pittsburg State *	21

MIAA: 5-3 (5th)

2006 Coach: Willie Fritz 5-6-0

78	at Lincoln	0
52	Dakota State	0
10	Washburn *	14
21	at Truman *	24
37	at Fort Hays State	14
20	Missouri Western *	30
49	Southwest Baptist *	24
26	at Missouri Southern *	31
14	Northwest Missouri State *	31
48	Emporia State *	21
30	at Pittsburg State *	35

MIAA: 3-6 (T-6th)

2007 Coach: Willie Fritz 7-4-0

14	at Minnesota State	23
56	Concordia-St. Paul	24
27	Truman *	7
28	at Washburn *	14
31	Pittsburg State * (2OT)	38
38	at Emporia State *	7
26	at Northwest Missouri State *	28
24	Missouri Southern *	23
56	at Southwest Baptist *	14
28	at Missouri Western *	42
31	Fort Hays State *	10

MIAA: 6-3 (T-3rd)

2008 Coach: Willie Fritz 7-4-0

29	Minnesota State	9
49	Arkansas Tech	13
31	at Truman *	28
43	Washburn *	34
28	at Pittsburg State *	49
42	Emporia State *	14
13	Northwest Missouri State *	20
47	at Missouri Southern *	14
33	Nebraska-Omaha *	38
41	Missouri Western *	42
24	at Fort Hays State *	21

MIAA: 5-4 (T-4th)

2009 Coach: Willie Fritz 8-3-0

39	Southwest Baptist	28
50	Missouri S&T	13
24	at Emporia *	21
23	Pittsburg State *	14
21	at Washburn *	36
38	Truman *	3
48	Fort Hays State *	3
21	at Missouri Western *	36
49	at Nebraska-Omaha *	31
27	Missouri Southern *	17
14	at Northwest Missouri State *	56

MIAA: 6-3 (T-2nd)

Mules Top 10 Winningest Coaches

by wins

1. Willie Fritz (1997-2009) 97-47-0 (.674)
2. Terry Noland (1983-96) 78-65-2 (.545)
3. Tad C. Reid (1924-34) 44-43-9 (.505)
4. Howard Mahanes (1966-74) 43-45-3 (.489)
5. Carl Voltmer (1935-43) 34-31-10 (.520)
6. Phog Allen (1912-17) 29-17-2 (.625)
7. Arthur Mosse (1899, 01-02) 20-5-0 (.800)
8. Al Molde (1980-82) 17-9-4 (.633)
9. Bill Greim (1919-23) 17-23-5 (.433)
10. Walt Hicklin (1975-79) 16-35-0 (.314)

by winning percentage (min. two seasons)

1. Arthur Mosse (1899, 01-02)800 (20-5-0)
2. F.J. Winters (1910-11)750 (8-2-2)
3. E.C. Quigley (1901-02)714 (15-6-0)
3. Willie Fritz (1997-2009)674 (97-47-0)
4. Al Molde (1980-82)633 (17-9-4)
5. Phog Allen (1912-17)625 (29-17-2)
6. Terry Noland (1983-96)545 (78-65-2)
7. Carl Voltmer (1935-43)520 (34-31-10)
8. Tad C. Reid (1924-34)505 (44-43-9)
9. Howard Mahanes (1966-74)489 (43-45-3)

Scoring

Most Points Scored

Game: 30 - Elliott Eley vs. Northwest Missouri, 1988; Will Caldwell vs. Pittsburg State, 2005; Glenn Milner vs. Arkansas Tech, 2008
 Season: 144 - Kegan Coleman, 2002
 Career: 384 - Kegan Coleman, 2001-04

Most Touchdowns Scored

Game: 5 - Elliott Eley vs. Northwest Missouri, 1988, Will Caldwell vs. Pittsburg State, 2005; Glenn Milner vs. Arkansas Tech, 2008
 Season: 24 - Kegan Coleman, 2002
 Career: 64 - Kegan Coleman, 2001-04

Most Extra Points Made by a Kicker

Game: 11 - Spencer Webb vs. Lincoln (Mo.) and Pittsburg State, 2005 (of 12)
 Season: 56 - Brandon Starks, 2003 (of 59)
 Career: 128 - Brandon Starks, 2002-04 (of 133)

Most Extra Points Attempted

Game: 12 - Spencer Webb vs. Lincoln (Mo.) and Pittsburg State, 2005 (made 11)
 Season: 61 - Pat Wilson, 2001 (made 55)
 Career: 133 - Brandon Starks, 2002-04 (made 128)

Most Consecutive Extra Points Made

46 - Brandon Starks, 2003-04

Most Field Goals Made

Game: 6 - Steve Huff at Southeast Missouri State, 1985
 Season: 18 - Shane Meyer, 1997
 Career: 49 - Shane Meyer, 1995-98

Most Field Goals Attempted

Game: 6 - Steve Huff at Southeast Missouri State, 1985 (made all six)
 Season: 25 - Shane Meyer, 1997 (made 18)
 Career: 74 - Steve Huff, 1982-85 (made 44)

Most Consecutive Field Goals Made

11 - Brandon Starks (final game of 2003, first 10 of 2004)

Longest Field Goal

52 yards - Eric Stessman vs. Northeast Missouri State, 1981; Shane Meyer vs. Truman, 1997 & vs. St. Cloud State, 1998

Most Points Scored by a Kicker

Game: 19 - Steve Huff vs. Southeast Missouri State, 1985 (6 field goals, 1 extra point)
 Season: 94 - Pat Wilson, 2001 (13 field goals, 55 extra points)
 Career: 254 - Shane Meyer, 1995-98 (49 field goals, 107 extra points)

Most Defensive Extra Points


Season: 1 - John McPherson vs. Pittsburg State, 2004
 Career: 1 - John McPherson, 2002-04

Longest Defensive Extra-Point Return


97 yards by John McPherson vs. Pittsburg State, 2004



Brandon Starks
Career Extra Points Made and Attempted



Steve Huff
Career Field Goals Attempted



Shane Meyer
Career Points Scored by a Kicker & Field Goals Made

Total Offense

Most Offensive Plays

Game: 64 - Bill Vining vs. Southeast Missouri State, 1980
 Season: 452 - Scott Loveland, 1984
 Career: 1,392 - Scott Loveland, 1981-84

Most Yards Total Offense

Game: 409 - Jeff Phillips vs. Missouri-Rolla, 1986 (432 pass, -23 rush)
 Season: 3,010 - Eric Czerniewski, 2008 (2,938 pass, 72 rush)
 Career: 7,775 - Eric Czerniewski, 2006-present (7,640 pass, 135 rush)

Most Games Gaining 200 or More Yards

Season: 9 - Jeff Phillips, 1987; Toby Korrodi, 2006, Eric Czerniewski, 2008, 2009
 Career: 21 - Eric Czerniewski, 2006-present

Most Consecutive Games Gaining 200 or More Yards

Season: 9 - Toby Korrodi, 2006 (also career record)

Most Games Gaining 300 or More Yards

Season: 4 - Eric Czerniewski, 2008, 2009
 Career: 9 - Eric Czerniewski, 2006-present

Most Consecutive Games Gaining 300 or More Yards


Season: 2 - Paul Kaiser, 1995; Dennis Gile, 2002, Eric Czerniewski, 2008 (also career)

Most Touchdowns Responsible For


Game: 6 - Jeff Phillips (all passing) vs. Lincoln, 1987; Dennis Gile (5 passing, 1 rushing) at Washburn, 2001; Toby Korrodi (5 passing, 1 rushing) vs. Southwest Baptist, 2006
 Season: 33 - Eric Czerniewski (27 passing, 6 rushing), 2008
 Career: 73 - Eric Czerniewski (73 passing, 12 rushing), 2006-present



Scott Loveland
Career Offensive Plays



Jeff Phillips
Single-Game Total Offense Yards



Eric Czerniewski
Career and Single Season Yards of Total Offense, TD Passes, Completions, Passing Yards

Rushing

Most Rushing Attempts

Game: 50 - Chris Brooks vs. Northeast Missouri State, 1989
 Season: 312 - Elliott Eley, 1987
 Career: 723 - Lee Thompson, 2000-04

Most Yards Rushing

Game: 276, Will Caldwell vs. Pittsburg State, 2005
 Game by an Opponent: 309, Germaine Race, Pittsburg State, 2006
 Season: 1,591 - Elliott Eley, 1987
 Career: 3,995 - Kegan Coleman, 2001-04

Most Games Gaining 100 or More Yards

Season: 8 - Jason Graham, 1999
 Career: 18 - Kegan Coleman, 2001-04

Most Consecutive Games Gaining 100 or More Yards

Season: 7 - Jason Graham, 1999 (also career record)

Most Games Gaining 200 or More Yards

Season: 2 - Elliott Eley, 1987 and 1988; Jason Graham, 1999; Kegan Coleman, 2002
 Career: 4 - Elliott Eley, 1985-88; Jason Graham, 1998-99; Kegan Coleman, 2001-04

Most Consecutive Games Gaining 200 or More Yards

Season: 2 - Elliott Eley, 1987 (also career record)

Most Yards Gained by a Quarterback

Game: 133 - Carl Lawrence vs. Southwest Baptist, 1992
 Season: 364 - Marcus Frazier, 1991 (also career record)

Highest Average Gain per Carry

Game (min. 10 carries): 12.6 - Kegan Coleman vs. Missouri-Rolla, 2003 (16 carries, 201 yards)

Season (min 100 carries): 6.39 - Kegan Coleman, 2004 (120 carries, 767 yards)

Career (min. 200 carries): 5.81 - Kegan Coleman, 2001-04 (688 carries, 3995 yards)

Most Touchdowns Rushing

Game: 5 - Elliott Eley vs. Northwest Missouri State, 1988, Will Caldwell vs. Pittsburg State, 2005

Season: 22 - Kegan Coleman, 2002

Career: 58 - Kegan Coleman, 2001-04

Longest Non-Scoring Rushing Play

75 yards - Walter Rhone vs. Missouri-Rolla, 1972

Longest Touchdown Run


88 yards - Henry Caldwell vs. Northwest Missouri, 1993; Rodney Harrell vs. Emporia State, 1995



Kegan Coleman
Career Rushing Yards & Most Rushing TDs



Elliott Eley
Single-Season Rushing Yards



Lee Thompson
Career Rushing Attempts

Passing

Highest NCAA Passing Efficiency Rating (since 1988)

Game (min. 10 pass attempts): 325.45 - Toby Korrodi vs. Southwest Baptist, 2006 (16-of-16, 233 yards, 5 TDs, 0 Ints)

Season (min. 150 pass attempts): 176.9 - Toby Korrodi (179-of-240, 2,066 yards, 23 TDs, 2 Ints)

Career (min. 300 pass attempts): 169.2 - Toby Korrodi, 2005-06 (390-of-565, 4863 yards, 52 TDs, 7 Ints)

Most Passes Attempted

Game: 56 - Bill Vining vs. Southeast Missouri State, 1980

Season: 378 - Scott Loveland, 1984

Career: 1,169 - Scott Loveland, 1981-84

Most Passes Completed

Game: 32 - Eric Czerniewski vs. Washburn, 2009

Season: 230 - Eric Czerniewski, 2009

Career: 596 - Eric Czerniewski, 2006-present

Highest Pass Completion Percentage

Game (min. 10 pass attempts): 100.0 - Toby Korrodi vs. Southwest Baptist (16-of-16)

Season (min. 150 pass attempts): 74.6, Toby Korrodi, 2005 (179-of-240)

Career (min. 300 pass attempts): 69.0 - Toby Korrodi, 2005-06 (390-of-565)

Most Yards Passing

Game: 432 - Jeff Phillips vs. Missouri-Rolla, 1986

Game by an Opponent: 473, John McMenamin, Northwest Missouri State, 2001

Season: 2,938 - Eric Czerniewski, 2008

Career: 7,640 - Eric Czerniewski, 2006-present

Most Yards Gained per Completion

Game (min. 10 completions): 27.8 - Dennis Gile vs. Emporia State, 2002 (12 completions, 333 yards)

Season (min. 100 completions): 15.7 - Dennis Gile, 2002 (145 completions, 2270 yards)

Career (min. 200 completions): 15.6 - Steve Eckinger, 1967-70 (296 completions, 4619 yards)

Most Touchdown Passes

Game: 6 - Jeff Phillips vs. Lincoln, 1987

Season: 29 - Toby Korrodi, 2006

Career: 61 - Eric Czerniewski, 2006-present

Most Consecutive Games Throwing a Touchdown Pass

Season: 11 - Toby Korrodi, 2006 (all 11 games)

Career: 16 - Toby Korrodi, 2005-06 (last five games of 2005, all 11 games of 2006)

Most Interceptions Thrown

Game: 7 - Scott Loveland vs. Missouri Southern, 1983, Jeff Phillips vs. Southeast Missouri State, 1988

Season: 22 - Jeff Phillips, 1986

Career: 58 - Scott Loveland, 1981-84

Most Games Gaining 200 or More Yards

Season: 9 - Jeff Phillips, 1987; Toby Korrodi, 2006, Eric Czerniewski, 2008

Career: 20 - Eric Czerniewski, 2006-present

Most Consecutive Games Gaining 200 or More Yards

Season: 9 - Toby Korrodi, 2006 (also career record)

Most Games Gaining 300 or More Yards

Season: 4 - Jeff Phillips, 1987, Eric Czerniewski, 2008

Career: 8 - Eric Czerniewski, 2006-present

Most Consecutive Games Gaining 300 or More Yards

Season: 2 - Jeff Phillips, 1987; Paul Kaiser, 1995; Dennis Gile, 2001 and 2002, Eric Czerniewski, 2008 (also career record)

Longest Non-Scoring Pass Play

82 yards - Jimmy Sangster to Ted Maxwell vs. Washburn, 2003

Longest Touchdown Pass

99 yards - Dennis Gile to Todd Devoe vs. Minnesota-Duluth, 2001



Toby Korrodi

Pass Efficiency, Completion Percentage, Single Season TD's, Consecutive Games with a TD, and Consecutive 200-yard games



Steve Eckinger

Most Yards per Completion in a Career



Dennis Gile

Longest Touchdown Pass, Most Yards Gained per Completion in a game and a season

Receiving

Most Pass Receptions

Game: 14 - Alvin Johnson vs. South Dakota, 1988

Season: 61 - Delanie Walker, 2005

Career: 145 - Alvin Johnson, 1986-88

Most Yards Receiving

Game: 228 - Eddie Coates vs. Eastern Illinois, 1969

Game by an Opponent: 204, Jamaica Rector, Northwest Missouri State, 2001

Season: 1,089 - Todd Devoe, 2001

Career: 2,353 - Alvin Johnson, 1986-88

Most Games Gaining 100 or More Yards

Season: 6 - Alvin Johnson, 1987; Todd Devoe, 2001 and 2002

Career: 12 - Todd Devoe, 2001-02

Most Consecutive Games Gaining 100 or More Yards

Season: 5 - Alvin Johnson, 1987 (also career record)

Highest Average per Reception

Game (min. 3 receptions): 35.3 - Greg Schmidt vs. Menlo, 1997; Todd Devoe vs. Missouri Western, 2002 (both three receptions, 106 yards)

Season (min. 22 receptions): 24.08 - Vince Jordan, 1991 (24 receptions, 578 yards)

Career (min. 100 receptions): 20.52 - Todd Devoe, 2001-02 (104 receptions, 2134 yards)

Most Touchdowns Receiving

Game: 4 - Larry Shepard vs. Kearney State, 1960

Season: 12 - Todd Devoe, 2002

Career: 23 - Todd Devoe, 2001-02

Longest Touchdown Reception

99 yards - Todd Devoe from Dennis Gile vs. Minnesota-Duluth, 2001

Most Pass Receptions by a Tight End

Game: 10 - Jim Bauwens at Indiana State, 1984

Season: 53 - Jim Bauwens, 1984

Career: 121 - Jim Bauwens, 1981-84

Most Yards Receiving by a Tight End

Game: 135 - Ted Maxwell at Washburn, 2003

Season: 623 - DeMarco Cosby, 2008

Career: 1,391 - Jim Bauwens, 1981-84

Most Touchdown Receptions by a Tight End

Game: 2 - Chuck Blair vs. Southeast Missouri State, 1981; Mike Carter at Southwest Baptist, 1999; Ted Maxwell at Northwest Missouri State, 2003; Zach Zwilling vs. Pittsburg State, 2005, DeMarco Cosby vs. Southwest Baptist, 2009

Season: 6 - Ted Maxwell, 2003

Career: 15 - Ted Maxwell, 2002-06

Most Pass Receptions by a Running Back

Game: 9 - Anthony Stewart vs. Missouri Southern, 2009

Season: 54 - Anthony Stewart, 2009

Career: 78 - Pat Goodwin, 1978-81

Most Yards Receiving by a Running Back

Game: 146 - Anthony Stewart vs. Truman State, 2009

Season: 741 - Anthony Stewart, 2009

Career: 761 - Pat Goodwin, 1978-81

Most Touchdown Receptions by a Running Back

Game: 2 - Pat Goodwin vs. Missouri-Rolla, 1980; Kegan Coleman at Washburn, 2001, Glenn Milner vs. Arkansas Tech and Emporia State, 2008

Season: 6 - Richard Vaden, 1982, Glenn Milner, 2008

Career: 9 - Richard Vaden, 1980-82




Alvin Johnson

Career Receptions and Receiving Yards



Todd Devoe

Career Touchdown Receptions and Yards per Catch



Jim Bauwens

Career Receptions and Receiving Yards by a Tight End

All-Purpose Yards

Most Yards Gained

Game: 318 - Alvin Johnson at South Dakota, 1987 (168 receiving, 150 kickoff return)

Season: 1,871 - Walter Rhone, 1972 (433 rushing, 543 receiving, 203 punt return, 605 kickoff return, 87 interception return)

Career: 5,939 - Kegan Coleman, 2001-04 (3995 rushing, 569 receiving, 1271 kickoff returns, 104 punt returns)

Most Yards Gained Per Game

Season (min. 6 games): 180.7 - Kegan Coleman, 2004 (1084 yards, six games)
 Career (min. 20 games): 144.9 - Kegan Coleman, 2001-04 (5939 yards, 41 games)

Most Attempts

Game: 52 - Chris Brooks at Truman, 1989 (50 rushes, 2 receptions)
 Season: 285 - Kegan Coleman, 2002 (262 rushes, 13 receptions, 3 punt rets, 7 kickoff rets)
 Career: 796 - Kegan Coleman, 2001-04 (688 rushes, 64 receptions, 8 punt returns, 50 kickoff returns)

Defense

Most Passes Intercepted

Game: 3 - Walter Rhone vs. Eastern Illinois, 1972; Ron Barfield vs. Indiana State, 1989;
 Billy Jones vs. Southwest Baptist, 2002; Kendall Ricketts vs. Southwest Baptist, 2004
 Season: 11 - Greg Maack, 1982
 Career: 22 - Ron Collier, 1968-71

Most Interceptions Return Yards

Game: 81 - Brian Riley vs. Washburn, 2002 (one interception)
 Season: 191 - Greg Maack, 1982 (11 interceptions)
 Career: 246 - Robin Fisher, 1980-84 (20 interceptions)

Most Interception Returns for Touchdowns

Game: 1 - several times, most recently by Mike Stevenson vs. Washburn, 2008
 Season: 2 - Mark Hale, 1976; Kendall Ricketts, 2004
 Career: 4 - Kendall Ricketts, 2004-2007

Longest Interception Return

81 yards - Brian Riley vs. Washburn, 2002

Tackles (since 1980)

Game: 27 - Matt Ament (LB) at Missouri Western, 1995
 Season: 142 - Lanny Curnes (LB), 1985
 Career: 344 - Kendall Ricketts (FS), 2004-2007

Tackles by a Defensive Back (since 1980)

Game: 20 - Clint Steiner (FS), vs. Washburn, 2000; Kendall Ricketts (FS) vs Pittsburg State, 2007; Randy Shepherd (FS) vs. Missouri Western, 2009
 Season: 98 - Pat Cunningham (SS), 1988
 Career: 344 - Kendall Ricketts (FS), 2004-2007

Tackles by a Defensive Lineman (since 1980)

Game: 11 - Jon Davis (DT) vs. Emporia State, 1998
 Season: 119 - Jeff Wright (NG), 1987
 Career: 233 - Wes Martin (DT), 1980-83

Tackles for Loss (since 1980)

Game: 7 - Robert Wallace vs. Lincoln, 1981
 Season: 23 - Kenneth Bouie, 1998
 Career: 60 - Bart Woods, 1990-93

Sacks (since 1980)

Game: 6 - Milt Sanderman at Southeast Missouri State, 1984
 Season: 14 - Milt Sanderman, 1984
 Career: 32 - Wes Martin, 1980-83

Pass Breakups

Game: 6 - Robin Fisher vs. Truman, 1983
 Season: 13 - Marlin Johnson, 1996
 Career: 23 - Marlin Johnson, 1993-96

Fumble Recoveries

Game: 2 - several times, most recently Adrian Singletary vs. Fort Hays State, 2006
 Season: 6 - Anthony Cole, 1989
 Career: 8 - Ray Lingard, 1989-92; Todd Faulkner, 1994-97

Most Yards Punting

Game: 447 - Jason Brown at Northern Colorado, 2002 (11 punts)
 Season: 2,948 - Chuck Blair, 1980 (79 punts)
 Career: 9,135 - Bill Mullis, 1973-76 (233 punts)

Highest Punting Average

Game (min. 5 punts): 50.2 - Denny Cox vs. Missouri-Rolla, 1993 (5 punts, 251 yards)
 Season (min. 22 punts): 42.3 - Bill Mullis, 1974 (54 punts, 2286 yards)
 Career: (min. 75 punts) 40.5 - Kenny Zordani, 2000-01 (98 punts, 3968 yards)

Most Punts Downed Inside 20 (since 1997)

Game: 7 - Matt Frankel vs. Adams State, 2005
 Season: 21 - Jason Brown, 2004
 Career: 60 - Jason Brown, 2000-04

Longest Punt

74 yards - Kenny Zordani vs. Pittsburg State, 2000

Punt & Kickoff Returns

Most Punt Returns

Game: 9 - Jeff Horned at Evangel, 1982
 Season: 33 - Kevin Nickerson, 2001
 Career: 113 - Kevin Nickerson, 1998-2001

Most Punt Return Yards

Game: 165 - Kevin Nickerson vs. Quincy, 2000 (3 returns)
 Season: 513 - RoShawn Marshall, 2005 (26 returns)
 Career: 1533 - Kevin Nickerson, 1998-2001 (113 returns)

Highest Punt Return Average

Game (min. 2 returns): 58.5 - Jeff Horned at Southeast Missouri, 1984 (2 for 117 yards)
 Season (min. 10 returns): 20.3 - Walter Rhone, 1972 (10 for 203 yards)
 Career (min. 30 returns): 13.6 - Kevin Nickerson, 1998-2001 (113 for 1533 yards)

Longest Punt Return

91 yards - Jeff Horned vs. Southeast Missouri State, 1984

Most Punt Returns for Touchdowns

Game: 2 - Kevin Nickerson vs. Quincy, 2000; RoShawn Marshall vs. Truman, 2005
 Season: 4 - RoShawn Marshall, 2005
 Career: 8 - Kevin Nickerson, 1998-2001

Most Kickoff Returns

Game: 8 - Bobby Yates vs. Pittsburg State, 1989
 Season: 42 - Bobby Yates, 1989
 Career: 82 - Bobby Yates, 1989-91

Most Kickoff Return Yards

Game: 188 - Bobby Guillory vs. Missouri Western, 2008 (6 returns)
 Season: 871 - Bobby Yates, 1989 (42 returns)
 Career: 1976 - Kevin Nickerson, 1998-2001 (74 returns)

Highest Kickoff Return Average

Game (min. 2 returns): 68.5 - Walter Rhone vs. Illinois State, 1971 (2 for 137 yards)
 Season (min. 10 returns): 31.5 - Kevin Nickerson, 2000 (14 for 441 yards)
 Career (min. 30 returns): 26.7 - Walter Rhone, 1969-72 (50 for 1336 yards)

Longest Kickoff Return

105 yards - Bill Green vs. Northwest Missouri State, 1966

Most Kickoff Returns for TDs

Game: 1 - several times, most recently Bobby Guillory at Nebraska-Omaha, 2009
 Season: 2 - Walter Rhone, 1971; Delanie Walker, 2004; Bobby Guillory, 2009
 Career: 3 - Walter Rhone, 1969-72; Delanie Walker, 2004-05

Blocked Kicks

Most Blocked Kicks

Game: 3 - Jamison Heiskell vs. Missouri-Rolla, 2003 (all punts)
 Season: 5 - Jamison Heiskell, 2003 (all punts)
 Career: 7 - Jamison Heiskell, 2003-04 (all punts)



Kendall Ricketts

Career Tackles
 Most INT returns for TD's
 Tackles in a game by a DB



Ron Collier

Career Interceptions



Wes Martin

Career Sacks

Punting

Most Punts

Game: 13 - Chuck Blair vs. Southeast Missouri State, 1980
 Season: 79 - Chuck Blair, 1980
 Career: 242 - Chuck Blair, 1978-81




Chuck Blair

Career Punts



Walter Rhone

Career Kickoff Return
 Average and
 Touchdown Returns



Kenny Zordani

Career Punting Average

Most Carries (Game)

- 50 - Chris Brooks at Truman (Nov 11, 1989)
- 47 - Kegan Coleman at SW Baptist (Oct 12, 2002)
- 44 - Elliott Eley at NW Missouri (Oct 31, 1987)
- 40 - Emmett Staples at NW Missouri (Nov 5, 1994)
- 39 - Jason Graham vs. Truman (Oct 7, 1999)
- 38 - Elliott Eley vs. Missouri Western (Nov 14, 1987)
- 38 - Jason Graham at NW Missouri (Nov 13, 1999)
- 37 - Glenn Milner vs. Pittsburg State (Sept 29, 2007)
- 36 - Kegan Coleman at Missouri-Rolla (Oct 9, 2004)
- 34 - LaVell White at SE Missouri (Oct 11, 1986)
- 34 - Elliott Eley at Missouri-Rolla (Oct 10, 1987)
- 34 - Elliott Eley vs. SE Missouri (Oct 17, 1987)
- 34 - Elliott Eley at Lincoln (Oct 8, 1988)
- 34 - Mark Brown vs. NW Missouri (Sept 29, 1990)

Most Carries (Season)


- 312 - Elliott Eley 1987
- 263 - Jason Graham 1999
- 262 - Kegan Coleman 2002
- 259 - Elliott Eley 1988
- 231 - Lee Thompson 2001
- 224 - Glenn Milner 2007
- 223 - Mark Brown 1990
- 217 - Henry Caldwell 1993
- 211 - Ira Clemons 1970
- 208 - Ira Clemons 1972

Most Carries (Career)

- 723 - Lee Thompson 2000-04
- 716 - Elliott Eley 1985-88
- 688 - Kegan Coleman 2001-04
- 589 - Henry Caldwell 1990-93
- 522 - Ira Clemons 1969-70,72-73
- 491 - Mark Brown 1987-90
- 460 - Dane Henningsen 1974-77
- 415 - Glenn Milner 2007-08
- 393 - Ricardo Patrick 1974,74-76
- 383 - Larry Johnson 1966-68

Most Yards Rushing (Game)

- 276 - Will Caldwell (22 carries) . . . vs. Pittsburg State (Nov. 5, 2005)
- 271 - Kegan Coleman (47 carries) at SW Baptist (Oct 12, 2002)
- 267 - Elliott Eley (34 carries) at Missouri-Rolla (Oct 10, 1987)
- 260 - Chris Brooks (50 carries) at Truman (Nov 11, 1989)
- 233 - Kegan Coleman (33 carries) at MO Western (Sept 21, 2002)
- 233 - Jason Graham (38 carries) at NW Missouri (Nov 13, 1999)
- 227 - Mark Brown (27 carries) at Washbur (Sept 8, 1990)
- 226 - Rodney Harrell (31 carries) at Emporia State (Nov 11, 1995)
- 223 - Larry Jefferson (31 carries) . . . vs. Missouri-Rolla (Oct 26, 1996)
- 221 - Elliott Eley (34 carries) at Lincoln (Oct 8, 1988)



In 1987, Elliott Eley rushed for 1,591 yards on 312 carries, both of which are UCM season records.

Most Yards Rushing (Season)

- 1,591 - Elliott Eley (312 carries) 1987
- 1,442 - Jason Graham (263 carries) 1999
- 1,379 - Kegan Coleman (262 carries) 2002
- 1,215 - Kegan Coleman (194 carries) 2003
- 1,215 - Elliott Eley (259 carries) 1988
- 1,150 - Henry Caldwell (217 carries) 1993
- 1,077 - Lee Thompson (231 carries) 2001
- 1,050 - Ira Clemons (211 carries) 1970
- 1,046 - Glenn Milner (224 carries) 2007
- 1,022 - Lee Thompson (175 carries) 2004

Most Yards Rushing (Career)

- 3,995 - Kegan Coleman (688 carries) 2001-04
- 3,625 - Lee Thompson (723 carries) 2000-04
- 3,323 - Elliott Eley (716 carries) 1985-88
- 2,643 - Henry Caldwell (589 carries) 1990-93
- 2,202 - Ira Clemons (522 carries) 1969-70,72-73
- 2,201 - Mark Brown (491 carries) 1987-90
- 1,956 - Glenn Milner (415 carries) 2007-08
- 1,916 - Dane Henningsen (460 carries) 1974-77
- 1,775 - Ricardo Patrick (393 carries) 1974,74-76
- 1,742 - Jason Graham (340 carries) 1998-99

Most Rushing Touchdowns (Game)

- 5 - Elliott Eley vs. NW Missouri (Oct 29, 1988)
- 5 - Will Caldwell vs. Pittsburg State (Nov. 5, 2005)
- 4 - Rodney Harrell at Emporia State (Nov 11, 1995)
- 4 - Kegan Coleman vs. Emporia State (Sept 28, 2002)
- 4 - Kegan Coleman at Emporia State (Nov 15, 2003)
- 4 - Kegan Coleman vs. Missouri-Rolla (Oct 18, 2003)
- 4 - Glenn Milner vs. Pittsburg State (Sept 29, 2007)
- 3 - 35 times

Most Rushing Touchdowns (Season)

- 22 - Kegan Coleman 2002
- 18 - Lee Thompson 2001
- 18 - Glenn Milner 2007
- 16 - Kegan Coleman 2003
- 16 - Lee Thompson 2004
- 15 - Elliott Eley 1988
- 15 - Jason Graham 1999
- 15 - Lee Thompson 2003
- 13 - Elliott Eley 1987
- 13 - Emmett Staples 1994

Most Rushing Touchdowns (Career)


- 58 - Kegan Coleman 2001-04
- 57 - Lee Thompson 2000-04
- 32 - Elliott Eley 1985-88
- 27 - Glenn Milner 2007-08
- 27 - Henry Caldwell 1990-93
- 24 - Dane Henningsen 1974-77
- 21 - Dexter Ford 1998-99
- 19 - Will Caldwell 2005-06
- 16 - Adrian Andrews 1981-84
- 16 - Jason Graham 1998-99

Most Pass Attempts (Game)

- 56 - Bill Vining at SE Missouri (Nov 15, 1980)
- 52 - Paul Kaiser vs. Missouri Southern (Sept 23, 1995)
- 52 - Eric Czerniewski vs. Washburn (Sept. 26, 2009)
- 51 - Jeff Phillips vs. SW Missouri (Nov 8, 1986)
- 48 - Scott Loveland at Indiana State (Sept 19, 1984)
- 48 - Nick Puhlick at SW Baptist (Oct 7, 1989)
- 47 - Jeff Phillips at South Dakota (Sept 12, 1986)
- 47 - Toby Korrodi vs. NW Missouri (Oct 28, 2006)
- 46 - Jeff Phillips vs. Missouri-Rolla (Oct 4, 1986)
- 46 - Jeff Phillips at Henderson State (Sept 27, 1986)
- 46 - Dennis Gile vs. Pittsburg State (Nov 8, 2001)

Most Pass Attempts (Season)

- 378 - Scott Loveland 1984
- 370 - Jeff Phillips 1987
- 370 - Eric Czerniewski 2009
- 354 - Jeff Phillips 1986
- 349 - Eric Czerniewski 2008
- 328 - Scott Loveland 1983
- 325 - Toby Korrodi 2006
- 297 - Dennis Gile 2001



Scott Loveland (1981-84) holds the Mules' career record for pass attempts (1,169).

- 280 - Scott Loveland 1982
- 279 - Steve Eckinger 1970

Most Pass Attempts (Career)

- 1,169 - Scott Loveland 1981-84
- 1,008 - Eric Czerniewski 2006-present
- 982 - Paul Kaiser 1993-97
- 891 - Jeff Phillips 1985-88
- 628 - Steve Eckinger 1967-70
- 601 - Bill Foster 1976-79
- 565 - Toby Korrodi 2005-06
- 562 - Dennis Gile 2001-02
- 378 - Jimmy Sangster 2002-04
- 357 - Nick Puhlick 1987-90

Most Passes Completions (Game)

- 32 - Eric Czerniewski at Washburn (Sept. 26, 2009)
- 31 - Jeff Phillips vs. SW Missouri (Nov 8, 1986)
- 29 - Eric Czerniewski vs. SW Baptist (Aug. 27, 2009)
- 27 - Scott Loveland vs. NW Missouri (Oct 13, 1984)
- 27 - Jeff Phillips vs. Missouri-Rolla (Oct 4, 1986)
- 27 - Toby Korrodi at NW Missouri (Oct 22, 2005)
- 26 - Scott Loveland at Indiana State (Sept 19, 1984)
- 26 - Nick Puhlick at SW Baptist (Oct 7, 1989)
- 26 - Paul Kaiser vs. MO Southern (Sept 23, 1995)
- 26 - Eric Czerniewski at NW Missouri (Oct 13, 2007)

Most Pass Completions (Season)

- 230 - Eric Czerniewski 2009
- 211 - Toby Korrodi 2006
- 205 - Eric Czerniewski 2008
- 204 - Scott Loveland 1984
- 204 - Jeff Phillips 1987
- 203 - Jeff Phillips 1986
- 179 - Toby Korrodi 2005
- 168 - Dennis Gile 2001
- 163 - Paul Kaiser 1995
- 148 - Eric Czerniewski 2007

Most Pass Completions (Career)

- 596 - Eric Czerniewski 2006-present
- 557 - Scott Loveland 1981-84
- 513 - Paul Kaiser 1993-97
- 496 - Jeff Phillips 1985-88
- 390 - Toby Korrodi 2005-06
- 313 - Dennis Gile 2001-02
- 296 - Steve Eckinger 1967-70
- 271 - Bill Foster 1976-79
- 225 - Jimmy Sangster 2002-04
- 187 - Nick Puhlick 1987-90



A rare blend of speed and power, Joe Grubb ranks second in career tackles with 333 total stops from 1989-92.

Most Passing Yards (Game)

- 432 - Jeff Phillips . . . vs. Missouri-Rolla (Oct 4, 1986)
- 390 - Paul Kaiser . . . vs. Truman (Oct 14, 1995)
- 383 - Nick Puhlick . . . at SW Baptist (Oct 7, 1989)
- 380 - Dennis Gile . . . at Washburn (Oct 11, 2001)
- 379 - Dennis Gile . . . vs. MO Southern (Oct 26, 2002)
- 371 - Eric Czerniewski at Fort Hays St. (Nov. 8, 2008)
- 369 - Scott Loveland. vs. NW Missouri (Oct 13, 1984)
- 365 - Eric Czerniewski. at MO Western (Nov 3, 2007)
- 360 - Bill Vining. . . vs. NW Missouri (Oct 4, 1980)
- 356 - Toby Korrodi . . at MO Southern (Oct 21, 2006)
- 354 - Paul Kaiser . . . vs. MO Southern (Sept 23, 1995)
- 354 - Eric Czerniewski vs. SW Baptist (Aug 27, 2009)

Most Passing Yards (Season)

- 2,938 - Eric Czerniewski 2008
- 2,854 - Jeff Phillips 1987
- 2,818 - Eric Czerniewski 2009
- 2,797 - Toby Korrodi 2006
- 2,493 - Jeff Phillips 1986
- 2,471 - Dennis Gile 2001
- 2,306 - Paul Kaiser 1995
- 2,270 - Dennis Gile 2002
- 2,172 - Scott Loveland 1984
- 2,066 - Toby Korrodi 2005

Most Passing Yards (Career)

- 7,640 - Eric Czerniewski 2006-present
- 7,233 - Paul Kaiser 1993-97
- 6,547 - Scott Loveland 1981-84
- 6,294 - Jeff Phillips 1985-88
- 4,906 - Steve Eckinger 1967-70
- 4,863 - Toby Korrodi 2005-06
- 4,741 - Dennis Gile 2001-02
- 3,661 - Bill Foster 1976-79
- 2,983 - Jimmy Sangster 2002-04
- 2,890 - Steve Howard 1971-74

Most Touchdown Passes (Game)

- 6 - Jeff Phillips vs. Lincoln (Oct 24, 1987)
- 5 - Dennis Gile vs. Missouri-Rolla (Oct 3, 2002)
- 5 - Dennis Gile at Washburn (Oct 11, 2001)
- 5 - Paul Kaiser at Missouri-Rolla (Oct 21, 1995)
- 5 - Toby Korrodi vs. Pittsburg State (Nov. 5, 2005)
- 5 - Toby Korrodi vs. SW Baptist (Oct 14, 2006)
- 4 - Toby Korrodi five times
- 4 - Eric Czerniewski. four times
- 4 - Bill Vining. two times
- 4 - Cable Davis one time
- 4 - Paul Kaiser one time
- 4 - Jeff Phillips one time
- 4 - Jimmy Sangster one time

Most Touchdown Passes (Season)

- 29 - Toby Korrodi 2006
- 27 - Eric Czerniewski 2008
- 24 - Paul Kaiser 1995
- 23 - Toby Korrodi 2005
- 23 - Jeff Phillips 1986
- 22 - Dennis Gile 2002
- 19 - Jeff Phillips 1987
- 19 - Eric Czerniewski 2009
- 18 - Dennis Gile 2001
- 16 - Bill Vining. 1980

Most Touchdown Passes (Career)

- 61 - Eric Czerniewski 2006-present
- 58 - Paul Kaiser 1993-97
- 52 - Toby Korrodi 2005-06
- 46 - Jeff Phillips 1985-88
- 40 - Dennis Gile 2001-02
- 40 - Steve Eckinger 1967-70
- 32 - Scott Loveland 1981-84
- 21 - Jimmy Sangster 2002-04
- 18 - Nick Puhlick 1987-90
- 17 - Bill Vining 1979-80

Most Pass Receptions (Game)

- 14 - Alvin Johnson . . . vs. South Dakota (Sept 10, 1988)
- 12 - Eddie Coates . . . vs. SW Missouri (Nov 8, 1969)
- 12 - Delanie Walker . . . at SW Baptist (Oct 8, 2005)
- 11 - Brian Wessling . . vs. SW Missouri (Nov 8, 1986)
- 11 - Edwin Coleman . . vs. Washburn (Sept 17, 1988)
- 10 - Eddie Coates . . . vs. Eastern Illinois (Oct 4, 1969)
- 10 - Jim Bauwens . . . at Indiana State (Sept 19, 1984)
- 10 - Jeff Horned vs. NW Missouri (Oct 13, 1984)
- 10 - Jay Slusher at SW Baptist (Oct 7, 1989)
- 10 - Anthony Simpson. at MO Western (Oct 28, 1995)
- 10 - Kevin Nickerson. . . . at Truman (Oct 7, 2000)
- 10 - Delanie Walker . . . at NW Missouri (Oct. 21, 2005)

Most Pass Receptions (Season)

- 61 - Delanie Walker 2005
- 58 - Alvin Johnson 1988
- 58 - Todd Devoe 2002
- 54 - Anthony Simpson. 1995
- 54 - Alvin Johnson 1987
- 54 - Anthony Stewart 2009
- 53 - Jim Bauwens 1984
- 51 - Ed Coates 1969
- 50 - Craig Copridge 1987
- 49 - Anthony Simpson 1994

Most Pass Receptions (Career)

- 145 - Alvin Johnson 1986-88
- 122 - Henry Mason 1974-77
- 121 - Jim Bauwens 1981-84
- 117 - Brian Wessling. 1983-86
- 110 - Raymond Bass 1971-74
- 109 - Delanie Walker 2004-05
- 106 - Kevin Buss 1993-95, 1997-98
- 104 - Todd Devoe 2001-02
- 103 - Anthony Simpson 1994-95
- 93 - Craig Copridge 1985-87

Most Yards Receiving (Game)

- 228 - Eddie Coates (10 rec) vs. Eastern Illinois (Oct 4, 1969)
- 168 - Alvin Johnson (8 rec) at South Dakota (Sept 12, 1986)
- 165 - Jeff Horned (10 rec). vs. Northwest Missouri (Oct 13, 1984)
- 163 - Todd Devoe (6 rec) vs Minnesota-Duluth (Dec 1, 2001)
- 161 - Anthony Simpson (7 rec) vs. Truman (Sept 17, 1994)
- 157 - Tim Richmond (7 rec) vs. Nebraska-Omaha (Oct 25, 2008)
- 156 - Craig Copridge (7 rec). vs. Missouri-Rolla (Oct 4, 1986)
- 155 - Anthony Simpson (8 rec) at NW Missouri (Sept 30, 1995)
- 154 - Todd Devoe (9 rec). at Washburn (Oct 11, 2001)

- 153 - Jay Slusher (10 rec) at Southwest Baptist (Oct 7, 1989)

Most Yards Receiving (Season)

- 1,089 - Todd Devoe (46 receptions). 2001
- 1,080 - Alvin Johnson (54 receptions) 1987
- 1,045 - Todd Devoe (58 receptions). 2002
- 916 - Ed Coates (51 receptions) 1969
- 860 - Anthony Simpson (49 receptions) 1994
- 847 - Henry Mason (48 receptions). 1975
- 746 - Alvin Johnson (58 receptions) 1988
- 743 - Micah Hefner (41 receptions) 2005
- 736 - Raymond Bass (35 receptions). 1974
- 724 - Delanie Walker (61 receptions) 2005

Most Yards Receiving (Career)

- 2,353 - Alvin Johnson (145 receptions) 1986-88
- 2,134 - Todd Devoe (104 receptions) 2001-02
- 1,935 - Henry Mason (122 receptions) 1974-77
- 1,912 - Raymond Bass (110 receptions). 1971-74
- 1,719 - Ed Coates (92 receptions). 1968-70
- 1,580 - Kevin Buss (106 recs) 1993-95, 1997-98
- 1,543 - Anthony Simpson (103 receptions) 1994-95
- 1,491 - Marcus Dixon (73 receptions) 1976-79
- 1,391 - Jim Bauwens (121 receptions) 1981-84
- 1,384 - Craig Copridge (93 receptions) 1985-87

Most Touchdown Receptions (Game)

- 4 - Larry Shepard . . . vs. Kearney State (Oct 1, 1960)
- 3 - Kevin Buss . . . at Missouri Western (Oct 28, 1995)
- 3 - Craig Copridge . . . vs. Lincoln (Oct 24, 1987)
- 3 - Todd Devoe . . . vs. Missouri-Rolla (Oct 3, 2002)
- 3 - Todd Devoe at Washburn (Oct 11, 2001)
- 3 - Greg Schmidt vs. NW Missouri (Oct 31, 1998)
- 2 - 50 times

Most Touchdown Receptions (Season)

- 12 - Todd Devoe 2002
- 11 - Todd Devoe 2001
- 10 - Anthony Simpson 1994
- 9 - Ed Coates 1969
- 9 - Henry Mason 1975
- 8 - Clark Frost 1968
- 8 - Alvin Johnson 1987
- 7 - Ed Coates 1970
- 7 - Kevin Buss 1995
- 7 - Anthony Simpson 1995
- 7 - Micah Hefner 2005
- 7 - Mike Spiegel 2006

Most Touchdown Receptions (Career)

- 23 - Todd Devoe 2001-02
- 18 - Alvin Johnson 1986-88
- 17 - Anthony Simpson 1994-95
- 16 - Ed Coates 1969-70
- 15 - Raymond Bass 1971-74
- 15 - Kevin Buss 1993-95, 97-98
- 14 - Henry Mason 1974-77



Mark Peoples was one of the best ballhawks in UCM history. He ranks fourth in career pass breakups and had eight career interceptions.



Paul Kaiser ranks second all-time for total offense with 7,553 yards (7,233 passing and 320 rushing from 1993-97).

- 8. 13 - Greg Schmidt 1996-99
- 9. 12 - Marcus Dixon 1976-79
- 12 - Mike Carter 1999-02

Most Total Offense Yards (Game)

- 1. 409 - Jeff Phillips (-23 rush, 432 pass) vs. Missouri-Rolla (Oct 4, 1986)
- 2. 403 - Eric Czerniewski (27 rush, 371 pass) at Fort Hays State (Nov. 8, 2008)
- 3. 400 - Dennis Gile (20 rush, 380 pass) at Washburn (Oct 11, 2001)
- 4. 396 - Dennis Gile (17 rush, 379 pass) vs. Missouri Southern (Oct 26, 2002)
- 5. 376 - Paul Kaiser (94 rush, 282 pass) vs. Missouri Western (Oct 1, 1994)
- 6. 374 - Eric Czerniewski (9 rush, 365 pass) vs. Missouri Western (Nov 3, 2007)
- 7. 373 - Dennis Gile (38 rush, 335 pass) vs. Northwest Missouri (Oct 27, 2001)
- 373 - Paul Kaiser (-17 rush, 390 pass) vs. Truman (Oct 14, 1995)
- 9. 360 - Eric Czerniewski (27 rush, 333 pass) vs. Nebraska-Omaha (Oct. 25, 2008)
- 10. 356 - Toby Korrodi (0 rush, 356 pass) at Missouri Southern (Oct 21, 2006)

Most Total Offense Yards (Season)

- 1. 3,010 - Eric Czerniewski (72 rush, 2,938 pass) 2008
- 2. 2,860 - Eric Czerniewski (42 rush, 2,818 pass) 2009
- 3. 2,709 - Jeff Phillips (-145 rush, 2854 pass) 1987
- 4. 2,679 - Toby Korrodi (-118 rush, 2797 pass) 2006
- 5. 2,572 - Dennis Gile (101 rush, 2471 pass) 2001
- 6. 2,454 - Dennis Gile (184 rush, 2270 pass) 2002
- 7. 2,310 - Paul Kaiser (4 rush, 2306 pass) 1995
- 8. 2,165 - Jeff Phillips (-328 rush, 2493 pass) 1986
- 9. 2,121 - Steve Eckinger (268 rush, 1853 pass) 1970
- 10. 2,042 - Scott Loveland (-130 rush, 2172 pass) 1984

Most Total Offense Yards (Career)

- 1. 7,775 - Eric Czerniewski (135 rush, 7,640 pass) 2006-
- 2. 7,553 - Paul Kaiser (320 rush, 7233 pass) 1993-97
- 3. 6,216 - Scott Loveland (-331 rush, 6547 pass) 1981-84
- 4. 5,759 - Jeff Phillips (-535 rush, 6294 pass) 1985-88
- 5. 5,206 - Steve Eckinger (300 rush, 4906 pass). 1967-70
- 6. 5,026 - Dennis Gile (285 rush, 4741 pass) 2001-02
- 7. 4,720 - Toby Korrodi (-143 rush, 4863 pass) 2005-06
- 8. 3,995 - Kegan Coleman (3995 rush, 0 pass) 2001-04
- 9. 3,799 - Bill Foster (138 rush, 3661 pass) 1976-79
- 10. 3,625 - Lee Thompson (3625 rush, 0 pass) 2000-04

Most All-Purpose Yards (Game)

- 1. 318 - Alvin Johnson at South Dakota (Sept 12, 1986)
- 2. 284 - Chris Brooks at Truman (Nov 11, 1989)
- 3. 276 - Will Caldwell vs. Pittsburg State (Nov 5, 2005)

- 4. 271 - Kegan Coleman at SW Baptist (Oct 12, 2002)
- 5. 269 - Elliott Eley at Missouri-Rolla (Oct 10, 1987)
- 6. 259 - Anthony Stewart vs MO Southern (Oct 31, 2009)
- 7. 257 - Kegan Coleman at MO Western (Sept 21, 2002)
- 8. 254 - Kevin Nickerson vs. Quincy (Sept 9, 2000)
- 9. 240 - Mark Brown at Washburn (Sept 8, 1990)
- 10. 239 - Henry Caldwell at Truman (Sept 18, 1993)

Most All-Purpose Yards (Season)

- 1. 1,871 - Walter Rhone 1972
- 2. 1,863 - Kegan Coleman 2003
- 3. 1,767 - Alvin Johnson 1987
- 4. 1,763 - Kegan Coleman 2002
- 5. 1,607 - Anthony Stewart 2009
- 6. 1,598 - Elliott Eley 1987
- 7. 1,540 - Jason Graham 1999
- 8. 1,501 - Henry Caldwell 1993
- 9. 1,487 - Kevin Nickerson 2001
- 10. 1,442 - Alvin Johnson 1988

Most All-Purpose Yards (Career)

- 1. 5,939 - Kegan Coleman 2001-04
- 2. 4,892 - Kevin Nickerson 1998-01
- 3. 4,177 - Lee Thompson 2000-04
- 4. 4,021 - Walter Rhone 1969-72
- 5. 3,737 - Alvin Johnson 1986-88
- 6. 3,483 - Elliott Eley 1985-88
- 7. 3,223 - Henry Caldwell 1990-93
- 8. 2,817 - Mark Brown 1987-90
- 9. 2,679 - Glenn Milner 2007-08
- 10. 2,578 - Delanie Walker 2004-05

Most Points Scored (Game)

- 1. 30 - Elliott Eley vs. NW Missouri (Oct 29, 1988)
- 30 - Will Caldwell vs. Pittsburg State (Nov. 5, 2005)
- 30 - Glenn Milner vs. Arkansas Tech (Sept 4, 2008)
- 3. 24 - Larry Sheperd vs. Kearney State (Oct 1, 1960)
- 24 - Harry Lane vs. NW Missouri (1961)
- 24 - Leon Moody at Pittsburg State (Oct 23, 1993)
- 24 - Henry Caldwell vs. NW Missouri (Nov 6, 1993)
- 24 - Rodney Harrell at Emporia State (Nov 11, 1995)
- 24 - Kegan Coleman at Lincoln (Aug 31, 2002)
- 24 - Kegan Coleman vs. Emporia St (Sept 28, 2002)
- 24 - Kegan Coleman at Emporia St (Nov 15, 2003)
- 24 - Kegan Coleman vs. MO-Rolla (Oct 18, 2003)
- 24 - Glenn Milner vs. Pittsburg State (Sept 29, 2007)
- 24 - Glenn Milner vs. Mo Western (Nov 1, 2008)

Most Points Scored (Season)

- 1. 144 - Kegan Coleman (24 TD) 2002
- 2. 114 - Glenn Milner (19 TD) 2007
- 3. 108 - Lee Thompson (18 TD) 2001
- 4. 104 - Lee Thompson (17 TD) 2004
- 5. 102 - Kegan Coleman (17 TD) 2003
- 6. 96 - Henry Caldwell (16 TD) 1993
- 96 - Anthony Stewart (16 TD) 2009
- 8. 92 - Brandon Starks (56 PAT, 12 FG) 2003
- 9. 90 - Elliott Eley (15 TD) 1988
- 90 - Jason Graham (15 TD) 1999
- 90 - Lee Thompson (15 TD) 2003
- 90 - Will Caldwell (15 TD) 2005
- 90 - Glenn Milner (15 TD) 2008

Most Points Scored (Career)

- 1. 384 - Kegan Coleman (64 TD) 2001-04
- 2. 350 - Lee Thompson (58 TD, 1 PAT) 2000-04
- 3. 242 - Shane Meyer (107 PAT, 45 FG) 1995-98
- 4. 223 - Phil Brandt (85 PAT, 46 FG) 1987-90
- 5. 215 - Brandon Starks (128 PAT, 29 FG) 2002-04
- 6. 204 - Glenn Milner (34 TD) 2007-08
- 7. 201 - Steve Huff (60 PAT, 47 FG) 1982-85
- 8. 192 - Elliott Eley (32 TD) 1985-88
- 9. 186 - Henry Caldwell (31 TD) 1990-93
- 10. 184 - Pat Wilson (109 PAT, 25 FG) 2000-02

Touchdowns Scored (Game)

- 1. 5 - Elliott Eley vs. NW Missouri (Oct 29, 1988)
- 5 - Will Caldwell vs. Pittsburg State (Nov. 5, 2005)
- 5 - Glenn Milner vs. Arkansas Tech (Sept. 4, 2008)
- 4. 4 - Henry Caldwell vs. NW Missouri (Nov 6, 1993)
- 4 - Kegan Coleman at Lincoln (Aug 31, 2002)

- 4 - Kegan Coleman at Emporia State (Nov 15, 2003)
- 4 - Kegan Coleman vs. Missouri-Rolla (Oct 18, 2003)
- 4 - Kegan Coleman vs. Emporia State (Sept 28, 2002)
- 4 - Rodney Harrell at Emporia State (Nov 11, 1995)
- 4 - Leon Moody at Pittsburg State (Oct 23, 1993)
- 4 - Glenn Milner at Pittsburg State (Sept. 29, 2007)
- 4 - Glenn Milner vs. MO Western (Nov 1, 2008)

Touchdowns Scored (Season)

- 1. 24 - Kegan Coleman (22 rush, 1 rcv, 1 ret) 2002
- 2. 19 - Glenn Milner (18 rush, 1 rcv) 2007
- 3. 18 - Lee Thompson (18 rush) 2001
- 4. 17 - Kegan Coleman (16 rush, 1 rcv) 2003
- 17 - Lee Thompson (16 rush, 1 rcv) 2004
- 6. 16 - Henry Caldwell (12 rush, 4 rcv) 1993
- 16 - Anthony Stewart (12 rsh, 4 rcv) 2009
- 8. 15 - Elliott Eley (15 rush) 1988
- 15 - Jason Graham (15 rush) 1999
- 15 - Lee Thompson (15 rush) 2003
- 15 - Will Caldwell (12 rush, 3 rcv.) 2005
- 15 - Glenn Milner (9 rush, 6 rcv) 2008

Touchdowns Scored (Career)

- 1. 64 - Kegan Coleman (58 rush, 5 rcv, 1 ret) 2001-04
- 2. 58 - Lee Thompson (57 rush, 1 rcv) 2000-04
- 3. 34 - Glenn Milner (27 rush, 7 rcv) 2007-08
- 4. 32 - Elliott Eley (32 rush) 1985-88
- 5. 31 - Henry Caldwell (27 rush, 4 rcv) 1990-93
- 6. 24 - Dane Henningsen (24 rush) 1974-77
- 24 - Todd Devoe (23 rcv, 1 ret) 2001-02
- 8. 23 - Henry Mason (9 rush, 14 rcv) 1974-77
- 9. 22 - Adrian Andrews (16 rush, 6 rcv) 1981-84
- 22 - Dexter Ford (21 rush, 1 rcv) 1998-99

Most Extra Points Made (Game)

- 1. 11 - Spencer Webb vs. Pittsburg State (Nov. 5, 2005)
- 11 - Spencer Webb vs. Lincoln (Sept. 1, 2005)
- 3. 10 - Brandon Starks vs. MO-Rolla (Oct 18, 2003)
- 10 - Spencer Webb at Lincoln (Sept 2, 2006)
- 5. 9 - Brandon Starks vs. Langston (Sept 11, 2003)
- 9 - Pat Wilson at Lincoln (Aug 31, 2002)
- 7. 8 - Phil Brandt vs. Lincoln (Oct 24, 1987)
- 8 - Pat Wilson vs. Sterling (Sept 14, 2002)

Most Extra Points Made (Season)

- 1. 56 - Brandon Starks (56-of-59) 2003
- 2. 55 - Pat Wilson (55-of-61) 2001
- 3. 47 - Brandon Starks (47-of-49) 2004
- 47 - Spencer Webb (47-of-51) 2005
- 5. 46 - Mark Starks (46-50) 2008
- 6. 42 - Aaron Jamieson (42-of-45) 2009
- 7. 41 - Marcelo Velazquez (41-of-42) 2007
- 8. 38 - Lee DuBois (38-of-43) 1999
- 9. 32 - Shane Meyer (32-of-33) 1998
- 32 - Larry Johnson (32-of-35) 1968



From 2004-07, Kendall Ricketts piled up a school record 344 tackles as a free safety. He is the only three-time All-American in school history.

Most Extra Points Made (Career)

- 128 - Brandon Starks (128-of-133) 2002-04
- 109 - Pat Wilson (109-of-120) 2000-02
- 107 - Shane Meyer (107-of-118) 1995-98
- 85 - Phil Brandt (85-of-94) 1987-90
- 73 - Spencer Webb (73-of-80) 2005-08
- 68 - Chris Pyatt (68-of-73) 1990-93
- 60 - Steve Huff (60-of-64) 1982-85
- 57 - Steve Reeves (57-of-67) 1967-70
- 54 - Larry Johnson (54-of-na) 1966-68
- 48 - Mark Starks (48-of-52) 2007-08

Most Field Goals Made (Game)

- 6 - Steve Huff . . . vs. Southeast Missouri (Nov 2, 1985)
- 4 - Phil Brandt at Lincoln (Sept 16, 1989)
- 4 - Marcelo Velazquez vs Concordia-SP (Sept 8, 2007)
- 3 - Phil Brandt at Indiana State (Sept 1, 1990)
- 3 - Phil Brandt . . . vs. Missouri Western (Sept 23, 1989)
- 3 - Lee DuBois . . . vs. Missouri Southern (Oct 9, 1997)
- 3 - Steve Huff vs. SE Missouri (Nov 12, 1983)
- 3 - Steve Huff . . . at Southeast Missouri (Nov 13, 1982)
- 3 - Steve Huff at Lincoln (Nov 17, 1984)
- 3 - Shane Meyer at NW Missouri (Nov 1, 1997)
- 3 - Shane Meyer . . . at Pittsburg State (Sept 16, 1994)
- 3 - Shane Meyer vs. Upper Iowa (Sept 7, 1995)
- 3 - Chris Pyatt vs. Emporia State (Oct 3, 1992)
- 3 - Brandon Starks at SW Baptist (Oct 4, 2003)
- 3 - Brandon Starks . . . vs. MO Southern (Sept 27, 2003)
- 3 - Pat Wilson . . . vs. Missouri Western (Oct 21, 2000)
- 3 - Pat Wilson . . . vs. Northwest Missouri (Oct 27, 2001)

Most Field Goals Made (Season)

- 18 - Shane Meyer (18-of-25) 1997
- 14 - Brandon Starks (14-of-17) 2004
- 14 - Steve Huff (14-of-20) 1985
- 14 - Phil Brandt (14-of-20) 1989
- 13 - Steve Huff (13-of-21) 1982
- 13 - Pat Wilson (13-of-22) 2001
- 12 - Phil Brandt (12-of-16) 1987
- 12 - Brandon Starks (12-of-18) 2003
- 12 - Shane Meyer (12-of-19) 1998
- 11 - Pat Wilson (11-of-16) 2000

Most Field Goals Made (Career)

- 49 - Shane Meyer (49-of-77) 1995-98
- 46 - Phil Brandt (46-of-66) 1987-90
- 44 - Steve Huff (47-of-80) 1982-85
- 42 - Brandon Starks (29-of-41) 2002-04
- 25 - Pat Wilson (25-of-41) 2000-02
- 24 - Chris Pyatt (24-of-48) 1990-93
- 19 - Bill Mullis (19-of-39) 1973-76
- 12 - Spencer Webb (12-of-22) 2005-08
- 11 - Mark Starks (11-of-15) 2007-08
- 10 - Steve Oberweather (10-of-25) 1975-78



With 55 PATs and 13 field goals in 2001, Pat Wilson set the Mules' single-season scoring record by a kicker with 94 points.

Most Points Scored - Kicking (Game)

- 19 - Steve Huff vs. SE Missouri (Nov 2, 1985)
- 18 - Marcelo Velazquez . . . Concordia-SP (Sept 8, 2007)
- 16 - Spencer Webb at Lincoln (Sept 2, 2006)
- 15 - Brandon Starks vs. Langston (Sept 11, 2003)
- 14 - Phil Brandt at Lincoln (Sept 16, 1989)
- 14 - Steve Huff vs. SE Missouri (Nov 12, 1983)
- 14 - Brandon Starks . . . vs. MO Southern (Sept 27, 2003)
- 13 - Shane Meyer vs. Upper Iowa (Sept 7, 1995)
- 13 - Brandon Starks vs. MO-Rolla (Oct 18, 2003)
- 13 - Pat Wilson vs. NW Missouri (Oct 27, 2001)
- 13 - Pat Wilson vs. Ottawa (Sept 6, 2001)

Most Points Scored - Kicking (Season)

- 94 - Pat Wilson (55 PAT, 13 FG) 2001
- 92 - Brandon Starks (56 PAT, 12 FG) 2003
- 89 - Brandon Starks (47 PAT, 14 FG) 2004
- 82 - Shane Meyer (28 PAT, 18 FG) 1997
- 68 - Shane Meyer (32 PAT, 12 FG) 1998
- 68 - Marcelo Velazquez (41 PAT, 9 FG) 2007
- 64 - Pat Wilson (31 PAT, 11 FG) 2000
- 62 - Phil Brandt (26 PAT, 12 FG) 1987
- 61 - Shane Meyer (31 PAT, 10 FG) 1995
- 60 - Aaron Jamieson (42 PAT, 6 FG) 2009

Most Points Scored - Kicking (Career)

- 254 - Shane Meyer (107 PAT, 49 FG) 1995-98
- 223 - Phil Brandt (85 PAT, 46 FG) 1987-90
- 215 - Brandon Starks (128 PAT, 29 FG) 2002-04
- 201 - Steve Huff (60 PAT, 47 FG) 1982-85
- 184 - Pat Wilson (109 PAT, 25 FG) 2000-02
- 140 - Chris Pyatt (68 PAT, 24 FG) 1990-93
- 109 - Spencer Webb (73 PAT, 12 FG) 2005-08
- 103 - Bill Mullis (46 PAT, 19 FG) 1973-76
- 100 - Steve Reeves (57 PAT, 9 FG) 1967-70
- 79 - Mark Starks (46 PAT, 11 FG) 2007-08

Most Punts (Game)

- 13 - Chuck Blair at SE Missouri (Nov 15, 1980)
- 13 - Kelean Carlock . . . vs. Northern Iowa (Nov 5, 1983)
- 12 - Greg Maack vs. SW Missouri (Oct 10, 1981)
- 11 - Chuck Blair at Missouri-Rolla (Oct 24, 1981)
- 11 - Cory Breden at SW Baptist (Nov 9, 1996)
- 11 - Jason Brown at No. Colorado (Nov 23, 2002)
- 11 - Lee DuBois vs. Winona State (Sept 4, 1999)
- 10 - Chuck Blair vs. MO Southern (Sept 13, 1980)
- 10 - Denny Cox at SE Missouri (Nov 3, 1990)
- 10 - Kenny Zordani at MO Southern (Nov 4, 2000)

Most Punts (Season)

- 79 - Chuck Blair 1980
- 71 - Bill Mullis 1976
- 70 - Cory Breden 1996
- 66 - Kelean Carlock 1984
- 65 - Scott Taylor 1986
- 65 - Russ Webber 1972
- 64 - Mike Parker 1989
- 63 - Lee DuBois 1998
- 62 - Lee DuBois 1999
- 60 - Denny Cox 1991

Most Punts (Career)

- 242 - Chuck Blair 1978-81
- 233 - Bill Mullis 1973-76
- 180 - Russ Webber 1969-72
- 170 - Lee DuBois 1996-99
- 161 - Kelean Carlock 1983-85
- 157 - Scott Taylor 1985-88
- 146 - Jason Brown 2000-04
- 132 - Denny Cox 1989-93
- 120 - Matt Frankel 2004-07
- 115 - Don Lang 1966-68



Bill Mullis booted 54 punts 2,286 yards in 1974 for a school-record 42.3 yard average. He is fourth in UCM career average at 39.2 yards per punt.

Highest Punting Average (Game)

(minimum 5 punts)

- 50.2 - Denny Cox (5 for 251 yards) at Missouri-Rolla (Nov 13, 1993)
- 50.1 - Kelean Carlock (7 for 351 yards) at Western Illinois (Sept 1, 1984)
- 48.6 - Mike Parker (7 for 340 yards) vs. Washburn (Sept 9, 1989)
- 47.4 - Cory Breden (5 for 237 yards) vs. Pittsburg State (Sept 21, 1996)
- 47.2 - Kenny Zordani (5 for 236 yards) vs. Washburn (Sept 30, 2000)
- 46.8 - Jason Brown (5 for 234 yards) at Northwest Missouri (Sept 20, 2003)
- 45.6 - Chuck Blair (7 for 319 yards) vs. Lincoln (Oct 31, 1981)

Highest Punting Average (Season)

- 42.33 - Bill Mullis (54 for 2286) 1974
- 41.95 - Denny Cox (20 for 839 yards) 1993
- 40.60 - Kenny Zordani (45 for 1827 yards) 2001
- 40.40 - Kenny Zordani (53 for 2141 yards) 2000
- 40.30 - Jordan Hofer (44 for 1775 yards) 2008
- 40.24 - Cory Breden (70 for 2817 yards) 1996
- 40.15 - Don Lang (52 for 2088 yards) 1967
- 40.00 - Jordan Hofer (43 for 1720 yards) 2009
- 39.79 - Lee DuBois (62 for 2467 yards) 1999
- 39.45 - Jason Brown (44 for 1736 yards) 2002

Highest Punting Average (Career)

- 40.49 - Kenny Zordani (98 for 3968 yards) . . . 2000-01
- 40.17 - Jordan Hofer (87 for 3495 yards) . . . 2008-09
- 40.04 - Don Lang (103 for 4124 yards) . . . 1966-68
- 39.21 - Bill Mullis (233 for 9135 yards) . . . 1973-75
- 38.80 - Matt Frankel (120 for 4657 yards) . . . 2004-07
- 38.56 - Cory Breden (111 for 4280 yards) . . . 1993-96
- 38.41 - Jason Brown (146 for 5608 yards) . . . 2000-04
- 38.19 - Russ Webber (180 for 6875 yards) . . . 1969-72
- 38.12 - Lee DuBois (170 for 6480 yards) . . . 1996-99
- 37.39 - Kelean Carlock (161 for 6019 yards) 1983-85

Most Punt Returns (Game)

- 9 - Jeff Horned at Evangel (Nov 6, 1982)
- 7 - Jeff Horned at Missouri-Rolla (Oct 22, 1983)
- 7 - Craig Copridge . . vs. MO Western (Nov 14, 1987)
- 7 - Deno Hairston . . vs. Missouri-Rolla (Oct 31, 1992)
- 7 - Matt Jacobsen . . va. Dakota State (Sept. 9, 2006)
- 6 - Jeff Hammons at Evangel (Nov 8, 1980)
- 6 - Randy Ellis at Lincoln (Nov 17, 1984)
- 6 - Bobby Yates . . vs. Southwest Baptist (Oct 6, 1990)
- 6 - Anthony Simpson . . vs. MO-Rolla (Nov 12, 1994)
- 6 - Tory Porter at Southwest Baptist (Nov 9, 1996)
- 6 - Tory Porter vs. Menlo (Sept 13, 1997)
- 6 - Corey Kelly vs. Pittsburg State (Oct 18, 1997)
- 6 - Kevin Nickerson . . vs. SW Baptist (Oct 28, 2000)
- 6 - Nate Thomas vs. Missouri-Rolla (Oct 3, 2002)
- 6 - Jimmy Conner . . vs. MO Southern (Sept 27, 2003)
- 6 - RoShawn Marshall vs. MO Southern (Oct.15,2005)

Most Punt Returns (Season)

- 33 - Kevin Nickerson 2001
- 32 - Bobby Yates 1990
- 31 - Jimmy Conner 2003
- 30 - Kevin Nickerson 1998
- 29 - Bill Barber 1986
- 28 - Craig Copridge 1987
- 28 - Anthony Parks 2007
- 27 - Kevin Nickerson 1999
- 27 - Jimmy Conner 2004
- 27 - Adam Parks 2009

Most Punt Returns (Career)

- 113 - Kevin Nickerson 1998-01
- 68 - Jeff Horned 1981-84
- 60 - Bobby Yates 1989-91
- 58 - Jimmy Conner 2003-04
- 44 - Adam Parks 2007-present
- 40 - Tory Porter 1996-97
- 36 - Henry Mason 1974-77
- 36 - Tom Jackson 1992-93
- 34 - William Green 1966-67
- 32 - Craig Copridge 1985-87
- 29 - Bill Barber 1985-86

Most Punt Return Yards (Game)

- 165 - Kevin Nickerson (3 returns) vs. Quincy (Sept 9, 2000)
- 133 - RoShawn Marshall (4 returns) vs. Lincoln (Sept. 1, 2005)
- 127 - RoShawn Marshall (4 returns) vs. Truman State (Sept. 17, 2005)
- 117 - Jeff Horned (2 returns) at Southeast Missouri (Nov 3, 1984)
- 117 - RoShawn Marshall (4 returns) at Southwest Baptist (Oct. 8, 2005)



Bobby Yates holds the UCM kickoff return records for a game (8 vs. Pitt State in 1989), season (42 in 1989) and career (82 from 1989-91).

- 116 - Tom Jackson (5 returns) at Missouri Western (Nov 7, 1992)
- 111 - Kevin Nickerson (6 returns) vs. Southwest Baptist (Oct 28, 2000)
- 111 - Kevin Nickerson (4 returns) at Missouri Southern (Oct 20, 2001)
- 111 - Jimmy Conner (4 returns) vs. Missouri-Rolla (Oct 18, 2003)
- 102 - Jeff Horned (3 returns) vs. Missouri Southern (Sept 11, 1982)

Most Punt Return Yards (Season)

- 513 - RoShawn Marshall (26 returns) 2005
- 481 - Kevin Nickerson (33 returns) 2001
- 429 - Jimmy Conner (31 returns) 2003
- 409 - Kevin Nickerson (23 returns) 2000
- 407 - Kevin Nickerson (30 returns) 1998
- 388 - Jeff Horned (24 returns) 1982
- 375 - William Green (26 returns) 1967
- 349 - Nate Thomas (26 returns) 2002
- 324 - Jimmy Conner (27 returns) 2004
- 291 - Bill Barber (29 returns) 1986

Most Punt Return Yards (Career)

- 1,533 - Kevin Nickerson (113 returns) 1998-01
- 753 - Jimmy Conner (58 returns) 2003-04
- 731 - Jeff Horned (68 returns) 1981-84
- 513 - RoShawn Marshall (26 returns) 2005
- 428 - William Green (34 returns) 1966-67
- 419 - Bobby Yates (60 returns) 1989-91
- 398 - Adam Parks (44 returns) 2007-present
- 349 - Nate Thomas (26 returns) 1999-02
- 310 - Craig Copridge (32 returns) 1985-87
- 291 - Bill Barber (29 returns) 1985-86

Most Kickoff Returns (Game)

- 8 - Bobby Yates . . . vs. Pittsburg State (Oct 14, 1989)
- 7 - Bobby Yates . . . at Southwest Baptist (Oct 7, 1989)
- 7 - Bobby Yates . . . at Indiana State (Sept 1, 1990)
- 7 - Brett Sramek . . . at Truman Oct 19, 1996)
- 6 - Pat Goodwin . . . at SE Missouri (Nov 15, 1980)
- 6 - Randy Ellis . . . vs. SW Missouri (Sept 15, 1984)
- 6 - Bobby Yates . . . at Indiana State (Sept 14, 1991)
- 6 - Jah Seals vs. Truman Oct 14, 1995)
- 6 - Jason Shoras . . . at Emporia State (Nov 11, 1995)
- 6 - Kevin Nickerson . . vs. Pittsburg State (Nov 8, 2001)
- 6 - Bobby Guillory . . vs. Mo. Western (Nov. 1, 2008)

Most Kickoff Returns (Season)

- 42 - Bobby Yates 1989
- 31 - Bobby Yates 1990
- 29 - Kevin Nickerson 2001
- 28 - Alvin Johnson 1987
- 26 - Jeff Horned 1983
- 26 - Bill Barber 1986
- 26 - Bobby Guillory 2008
- 25 - Alvin Johnson 1988
- 22 - Walter Rhone 1972
- 22 - David White 1991

Most Kickoff Returns (Career)

- 82 - Bobby Yates 1989-91
- 74 - Kevin Nickerson 1998-01
- 53 - Jeff Horned 1981-84
- 53 - Alvin Johnson 1986-88
- 50 - Walter Rhone 1969-72
- 50 - Kegan Coleman 2001-04
- 27 - Bill Barber 1985-86
- 26 - Bobby Guillory 2008-present
- 25 - William Green 1966-67
- 25 - Gary Bell 1978-79
- 25 - Nate Thomas 1999-02

Most Kickoff Return Yards (Game)

- 188 - Bobby Guillory (6 returns) vs. MO Western (Nov. 1, 2008)
- 172 - Bobby Yates (8 returns) vs. Pittsburg State (Oct 14, 1989)
- 157 - Brett Sramek (7 returns) at Truman (Oct 19, 1996)

- 154 - Bobby Yates (7 returns) at Indiana State (Sept 1, 1990)
- 150 - Alvin Johnson (5 returns) at South Dakota (Sept 12, 1986)
- 141 - Anthony Simpson (5 returns) at Pittsburg State (Sept 16, 1994)
- 139 - Kevin Nickerson (5 returns) at Washburn (Oct 11, 2001)
- 139 - Delanie Walker (3 returns) at Pittsburg State (Oct 30, 2004)
- 138 - Marquis Martin (5 returns) at Missouri Southern (Sept 28, 1996)
- 136 - Delanie Walker (3 returns) at Missouri Southern (Sept 18, 2004)

Most Kickoff Return Yards (Season)

- 871 - Bobby Yates (42 returns) 1989
- 685 - Alvin Johnson (28 returns) 1987
- 683 - Kevin Nickerson (29 returns) 2001
- 653 - Bobby Guillory (26 returns) 2008
- 632 - Bobby Yates (31 returns) 1990
- 605 - Walter Rhone (22 returns) 1972
- 587 - Bobby Guillory (21 returns) 2009
- 574 - Chris Jackson (21 returns) 1997
- 530 - Delanie Walker (18 returns) 2004
- 525 - Walter Rhone (18 returns) 1971

Most Kickoff Return Yards (Career)

- 1,976 - Kevin Nickerson (74 returns) 1998-01
- 1,668 - Bobby Yates (82 returns) 1989-91
- 1,336 - Walter Rhone (50 returns) 1969-72
- 1,271 - Kegan Coleman (50 returns) 2001-04
- 1,240 - Bobby Guillory (47 returns) 2008-09
- 1,207 - Alvin Johnson (53 returns) 1986-88
- 1,007 - Jeff Horned (53 returns) 1981-84
- 965 - Delanie Walker (35 returns) 2004-05
- 574 - Chris Jackson (21 returns) 1997
- 533 - Bill Barber (27 returns) 1985-86

Most Interceptions (Game)

- 3 - Walter Rhone . . . at Eastern Illinois (Nov 11, 1972)
- 3 - Ron Barfield at Indiana State (Sept 2, 1989)
- 3 - Billy Jones at Southwest Baptist (Oct 12, 2002)
- 3 - Kendall Ricketts . . vs. SW Baptist (Sept 25, 2004)
- 2 - 34 times

Most Interceptions (Season)

- 11 - Greg Maack 1982
- 7 - Steve Oberweather 1978
- 7 - Robin Fisher 1983
- 6 - Bill Green 1967
- 6 - Ron Collier 1969
- 6 - Ron Collier 1970
- 6 - Ron Collier 1971
- 6 - Robin Fisher 1984
- 6 - Randy Shepherd 2009
- 5 - Marlin Johnson 1996
- 5 - David Ruether 2000
- 5 - Joey Robinson 2001
- 5 - Kendall Ricketts 2004

Most Interceptions (Career)

- 22 - Ron Collier 1968-71
- 18 - Robin Fisher 1980-84
- 15 - Steve Oberweather 1975-78
- 15 - Greg Maack 1981-82
- 12 - Clint Steiner 1997-00
- 11 - Randy Shepherd 2006-09
- 10 - Pete Santoro 1968-71
- 10 - Brian Riley 2000-02
- 10 - Kendall Ricketts 2004-07
- 9 - David Ruether 1998-01

Most Pass Breakups (Game)

- 6 - Robin Fisher vs. Truman (Oct 15, 1983)
- 4 - Randy Green vs. Emporia State (Sept 9, 1980)
- 4 - Ken Kendall vs. Truman (Oct 15, 1983)
- 4 - Colston Weatherington at Truman (Oct 7, 2000)
- 3 - 16 times

Most Pass Breakups (Season)

- 13 - Marlin Johnson 1996
- 11 - Joey Robinson 2001
- 11 - John McPherson 2003
- 10 - Ken Kendall 1984
- 10 - Brian Riley 2002
- 9 - Randy Green 1980
- 9 - Ray Lingard 1991
- 8 - Zac Nelson 1996
- 8 - Joey Robinson 2002
- 8 - Marcus Thurman 2004

Most Pass Breakups (Career)

- 23 - Marlin Johnson 1993-96
- 21 - Ray Lingard 1989-92
- 19 - John McPherson 2002-04
- 18 - Mark Peoples 1986-90
- 18 - Joey Robinson 2001-02
- 17 - Ken Kendall 1983-84
- 17 - Randy Shepherd 2006-09
- 16 - Brian Riley 2000-02
- 14 - Zac Nelson 1994-96
- 13 - Gerald Brown 1985-87

Most Fumble Recoveries (Game)

- 2 - Robert Wallace vs. SW Missouri (Oct 10, 1981)
- 2 - Mike Hunter vs. Washburn (Sept 17, 1988)
- 2 - Mike Hunter vs. Missouri Western (Nov 12, 1988)
- 2 - Anthony Colevs. Missouri Western (Sept 23, 1989)
- 2 - Mike Hunter vs. Southwest Baptist (Oct 7, 1989)
- 2 - Matt Player vs. Washburn (Sept 9, 1989)
- 2 - Mark Peoples vs. Lincoln (Sept 16, 1989)
- 2 - Tim Schulte vs. Missouri-Rolla (Oct 31, 1992)
- 2 - Byron Mays vs. Washburn (Sept 25, 1993)
- 2 - Byron Mays vs. Washburn (Sept 24, 1994)
- 2 - Tim Schulte at Southwest Baptist (Oct 8, 1994)
- 2 - Steve Ragusa vs. Augustana (Sept 7, 1996)
- 2 - Tory Porter vs. Missouri Southern (Sept 28, 1996)
- 2 - Tory Porter vs. Emporia State (Nov 16, 1996)
- 2 - Adrian Singletary at Fort Hays (Sept 30, 2006)

Most Fumble Recoveries (Season)

- 6 - Dennis Bartley 1977
- 6 - Anthony Cole 1989
- 5 - Wesley Wise 1970
- 5 - Rick Freeman 1973
- 5 - Tory Porter 1996
- 5 - Mike Hunter 1988
- 4 - Tim Lynch 1974
- 4 - Pat Luck 1976
- 4 - Andrew White 1977
- 4 - Robert Wallace 1981
- 4 - Ken Kendall 1984
- 4 - Byron Mays 1994
- 4 - Randy Shepherd 2006

Most Fumble Recoveries (Career)

- 8 - Ray Lingard 1989-92
- 8 - Todd Faulkner 1994-97
- 7 - Mike Hunter 1988-89
- 7 - Chance Wistrom 1989-92
- 6 - Byron Mays 1991-94
- 6 - Anthony Cole 1988-89
- 6 - Tory Porter 1996-97
- 6 - Paul Glauert 1989-90
- 6 - Randy Shepherd 2006-09
- 5 - Mario Graham 1983-85
- 5 - Mark Peoples 1986-90
- 5 - Matt Player 1988-90
- 5 - Dana Chambers 1980-81
- 5 - Adrian Singletary 2005-08

Most Tackles (Game)

- 27 - Matt Ament (15 solo, 12 assists) at Missouri Western (Oct 28, 1995)
- 24 - Gary Pitts (19 solo, 5 assists) vs. Northern Iowa (Nov 5, 1983)
- 22 - Lanny Curnes (7 solo, 15 assists) vs. Washburn (Sept 21, 1985)
- 22 - Joe Grubb (19 solo, 3 assists) at Pittsburg State (Nov 16, 1991)
- 21 - Les Swift (2 solo, 19 assists) vs. South Dakota (Sept 10, 1988)
- 20 - Kenneth Bouie (12 solo, 8 assists) at Missouri Southern (Oct 10, 1998)
- 20 - Clint Steiner (8 solo, 12 assists) vs. Washburn (Sept 30, 2000)
- 20 - Jason Vanloo (8 solo, 12 assists) vs. Missouri Western (Oct 2, 2004)
- 20 - Kendall Ricketts (6 solo, 14 assists) vs. Pittsburg State (Sept. 29, 2007)
- 20 - Randy Shepherd (12 solo, 8 assists) at Missouri Western (Oct. 17, 2009)

Most Tackles (Season)

- 142 - Lanny Curnes (38 solo, 102 assists) 1985
- 141 - Joe Grubb (89 solo, 52 assists) 1991
- 133 - Gary Pitts (62 solo, 71 assists) 1983
- 124 - Jason Vanloo (61 solo, 63 assists) 2004
- 121 - Matt Ament (77 solo, 44 assists) 1995
- 119 - Jeff Wright (39 solo, 80 assists) 1987
- 110 - Lanny Curnes (31 solo, 79 assists) 1984
- 110 - David Neuenschwander (63 solo, 47 assists) 1996
- 105 - Willie Colclough (47 solo, 58 assists) 1980
- 105 - Mario Graham (27 solo, 78 assists) 1985

Most Tackles (Career)

- 344 - Kendall Ricketts (172 S, 172 A) 2004-07
- 333 - Joe Grubb (180 solo, 153 assists) 1989-92
- 314 - Lanny Curnes (102 solo, 212 assists) 1982-85
- 310 - David Neuenschwander (170 solo, 140 assists) 1994-97
- 302 - Gary Pitts (137 solo, 165 assists) 1981-84
- 285 - Jason Vanloo (145 solo, 140 assists) 2002-04
- 278 - Greg Sloan (105 solo, 173 assists) 1988-91
- 262 - McCabe Turner (101 solo, 161 assists) 1991-94
- 260 - Bart Woods (142 solo, 118 assists) 1990-93
- 235 - Ray Lingard (134 solo, 101 assists) 1989-92

Most Quarterback Sacks (Game)

- 6 - Milt Sanderman at SE Missouri (Nov 3, 1984)
- 5 - Colston Weatherington at Washburn (Sept 30, 1999)
- 4 - Mike Armstrong vs. Upper Iowa (Sept 2, 1994)
- 4 - Ariel Cowan at NW Missouri (Sep 20, 2003)
- 4 - Doug Middleton at Lincoln (Oct 30, 1982)
- 3 - 14 times

Most Quarterback Sacks (Season)

- 14 - Milt Sanderman 1984
- 12 - Wes Martin 1981
- 12 - Colston Weatherington 1999
- 10 - Wes Martin 1982
- 10 - Robert Wallace 1982
- 10 - Chance Wistrom 1992
- 9 - Robert Wallace 1981
- 9 - Wes Martin 1983
- 8.5 - John Wood 2007
- 8 - Milt Sanderman 1982
- 8 - Mike Fansher 1986
- 8 - Maurice White 2005

Most Quarterback Sacks (Career)

- 32 - Wes Martin 1980-83
- 29 - Milt Sanderman 1982-84
- 24 - Bart Woods 1990-93
- 21 - Doug Middleton 1980-83
- 19 - Robert Wallace 1981-82
- 19 - Chance Wistrom 1989-92
- 19 - Colston Weatherington 1999-00
- 18 - Greg Fansher 1984-86
- 16 - Mike Armstrong 1991-94
- 16 - Byron Mays 1991-94

Most Tackles for Loss (Game)

- 7 - Robert Wallace vs. Lincoln (Oct 31, 1981)
- 6 - Robert Wallace vs. Truman (Oct 16, 1982)
- 5 - Robert Wallace vs. SW Missouri (Oct 10, 1981)
- 5 - Doug Middleton vs. Lincoln (Oct 30, 1982)
- 5 - Jeff Wright vs. Southeast Missouri (Oct 11, 1986)
- 5 - Byron Mays vs. Northwest Missouri (Nov 6, 1983)
- 5 - Matt Ament vs. Missouri Western (Oct 28, 1995)
- 5 - David Neuenschwander vs. Emporia St (Nov 11, 1995)
- 5 - Jason Floyd vs. Missouri-Rolla (Oct 26, 1996)
- 5 - Kenneth Bouie vs. Missouri-Rolla (Sept 19, 1998)
- 5 - Colston Weatherington at Washburn (Sept 30, 1999)


Most Tackles for Loss (Season)

- 23 - Kenneth Bouie 1998
- 22 - Colston Weatherington 2000
- 20 - Bart Woods 1993
- 20 - Roderick Green 2003
- 19 - Robert Wallace 1982
- 19 - Bart Woods 1992
- 19 - Colston Weatherington 1999
- 19 - Roderick Green 2002
- 18 - Jeff Wright 1986
- 17 - Jeff Wright 1987

Most Tackles for Loss (Career)

- 60 - Bart Woods 1990-93
- 41 - Colston Weatherington 1999-00
- 40 - Milt Sanderman * 1981-84
- 39 - Roderick Green 2002-03
- 36 - Kenneth Bouie 1997-98
- 35 - Jeff Wright 1986-87
- 31 - Byron Mays 1991-94
- 29 - David Neuenschwander 1994-97
- 29 - Wes Martin * 1980-83
- 28 - Mike Armstrong 1991-94
- 28 - Chance Wistrom 1989-92
- 28 - Doug Middleton * 1980-83

* - tackles for loss not available in 1981



Ron Collier intercepted 22 passes from 1968-71, a number that still stands as the UCM record. He had six INTs three straight years, from 1969-71, and four picks in 1968.

Total Offense

Most Plays

Game: 94 - vs. University of Central Arkansas, 1978
Season: 807 - 1986

Fewest Plays

Game: 38 vs. Missouri Western State College, 1996
Season: 610 - 1992

Most Yards Gained

Game: 704 - vs. Pittsburg State University, 2005
Season: 4,909 - 2002

Fewest Yards Gained

Game: 68 vs. Missouri Western State College, 1996
Season: 1,991 - 1981

Most Yards Gained in a Losing Effort

510 vs. University of Missouri-Rolla, 2004

Fewest Yards Gained in a Winning Effort

122 vs University of Arkansas-Monticello, 1980

Most Fumbles

Game: 10 - vs. Northwest Missouri State University, 1969; vs. Lincoln University, 1982

Season: 36 - 1969

Longest Scoring Drive

99 yards - several times, most recently vs. Minnesota-Duluth, 2002

Scoring

Most Touchdowns

Game: 12 (6 rushing, 5 passing, 1 int return) - vs. Pittsburg State University, 2005
12 (7 rushing, 2 passing, 1 kickoff ret., 1 punt ret., 1 fumble rec.) vs. Lincoln, 2005
Season: 64 (31 rushing, 27 passing, 3 punt returns, 1 kickoff return, 2 interception returns) - 2002

Most Points

In a Half (since 1980): 69 vs. Lincoln, 2005
Game: 127 - vs. Kemper Military Academy, 1912
Season: 462 - 2001

Most Points Per Game

Season: 41.5 - 2003

Least Points

Game: 0 several times - latest vs. Missouri Southern State University, 1991
Season: 5 - 1897

Fewest Points Per Game

Season: 10.4 - 1985

Most Points Allowed

Game: 89 - vs. Haskell Indian School, 1923
Season: 314 - 1963

Least Points Allowed

Game: 0 many times - latest vs. Lincoln, 2005
Season: 0 - 1910

Most Points Scored in a Losing Effort

44 vs. Missouri Western State College (49) 2004

Most Points Scored, Both Teams

104 (UCM 83, Pittsburg State, 21) - 2005

Most Points After Touchdown by Kicking

Game: 11 vs. Pittsburg State, 2005; vs. Lincoln, 2005
Season: 58 - 2002

Most Two-Point Attempts Made

Game: 2 many times - latest vs. Southwestern College, 1996
Season: 7 - 1986

Most Field Goals Made

Game: 6 vs. Southeast Missouri State University, 1985
Season: 18 - 1997

Most Defensive Extra-Point Opportunities (since 1988)

Game: 1 - vs. Pittsburg State University, 2004
Season: 1 - 2004

Most Safeties Scored

Season: 5 - 1999 and 2003

Rushing

Most Rushing Plays

Game: 74 - vs. Emporia State University, 1969
Season: 545 - 1974

Fewest Rushing Plays

Game: 12 vs. Missouri Western, 1995; vs. Northwest Missouri, 2006
Season: 305 - 2006

Most Yards Rushing

In a Half: 240 (first half, finished game with 309) vs. Washburn University, 2004
Game: 428 - vs. Pittsburg State University, 2005
Season: 2,417 - 1999

Most Yards Rushing per Game

Season: 219.7 (2417 yards, 11 games) - 1999

Highest Average Gain per Rush

Game: 9.3 (46 carries, 428 yards) - vs. Pittsburg State, 2005
Season: 4.94 (445 carries, 2197 yards) - 2002

Fewest Yards Rushing

Game: -48 vs. University of Northern Iowa, 1984
Season: 511 - 1981

Most Yards Rushing in a Losing Effort

328 vs. University of Missouri-Rolla, 2004

Fewest Yards Rushing in a Winning Effort

22 vs. University of Missouri-Rolla, 1984

Most Touchdowns Rushing

Game: 8 - vs. Emporia State University, 1969
Season: 36 - 2003

Passing

Most Pass Attempts

Game: 56 - vs. Southeast Missouri State University, 1980
Season: 403 - 2009

Fewest Passing Attempts

Game: 2 vs. Washburn University, 1998
Season: 151 - 1999

Most Pass Completions

Game: 32 - vs. Washburn, 2009
Season: 248 - 2009

Fewest Pass Completions

Game: 0 vs. Washburn University, 1998
Season: 77 - 1999

Highest Pass Completion Percentage

Game (Min. 20 attempts): 82.1 (23-of-28) vs. Pittsburg State, 2005
Season (Min. 200 attempts): 71.3 (196-of-275) - 2005

Most Yards Passing

Game: 432 - vs. University of Missouri-Rolla, 1986
Season: 3,060 - 2009

Most Yards Passing per Game

Season: 278.2 (3060 yards, 11 games) - 2009

Fewest Yards Passing

Game: 0 vs. Washburn University, 1998
Season: 1,013 - 1999

Highest Average Gain per Completion

Game (Min. 10 completions): 27.8 yards (12 completions, 333 yards) - vs. Emporia State University, 2002

Season (Min. 100 completions): 16.6 yards (163 completions, 2712 yards) - 2002

Most Interceptions Thrown

Game: 8 - vs. Southeast Missouri State University, 1988
Season: 27 - 1978, 1986

Most Touchdown Passes

Game: 6 - vs. Lincoln University, 1987; vs. Washburn University, 2002
Season: 31 - 2006

Highest NCAA Passing Efficiency Rating (since 1988)

Season: 167.8 (196-of-275, 2,298 yards, 5 interceptions, 25 touchdowns) - 2005

First Downs

Most Total First Downs

Game: 34 (14 Rushing, 19 Passing, 1 Penalty) - vs. Missouri S&T, 2009
Season: 228 (110 Rushing, 92 Passing, 21by Penalty) - 2002

Punting

Most Punts

Game: 13 vs. Southeast Missouri State University, 1980; Southwest Missouri State University, 1981; vs. University of Northern Iowa, 1983

Season: 82 - 1980

Fewest Punts

Game: 0 vs. Washburn University, 2001; vs. Southwest Baptist, 2006; vs. Missouri S&T, 2009

Season: 38 - 2006

Highest Average per Punt

Game (Min 5 punts): 50.2 (5 punts, 251 yards) at University of Missouri-Rolla, 1993
Season (Min. 50 punts): 39.65 (54 punts, 2141 yards) - 2000

Punt Returns

Most Punt Returns

Game: 11 - at University of Missouri-Rolla, 1983

Season: 48 - 1982

Most Yards on Punt Returns

Game: 178 - vs. Missouri Southern State University, 1982 (6 returns)

Season: 634 - 1982 (48 returns)

Highest Average Gain per Return

Game (Min 3 returns): 55.0 yards (3 returns, 165 yards) - vs. Quincy, 2000

Season (Min. 30 returns): 14.8 yards (36 returns, 533 yards) - 2001

Most Punt Returns for Touchdowns

Game: 2 - vs. Truman State, 2005

Season: 4 - 2000 (three returns, one off a blocked punt); 2005 (all returns)

Kickoff Returns

Most Kickoff Returns

Game: 9 - vs. Pittsburg State, 1989; at Emporia State, 1995; at Northwest Missouri State, 1995; vs. Northwest Missouri State, 2000

Season: 55 - 2001

Most Yards on Kickoff Returns

Game: 231 - at Pittsburg State University, 2004 (8 returns)

Season: 1246 - 2001 (48 returns)

Highest Average Gain per Return

Game (Min 3 returns): 48.3 yards (3 returns, 145 yards) - vs. Arkansas Tech, 2008

Season (Min. 30 returns): 22.7 yards (46 returns, 1044 yards) - 2009

Most Kickoff Returns for Touchdowns

Game: 1 - several times - latest vs. Arkansas Tech, 2008

Season: 2 - 2004, 2009

Penalties

Most Penalties

Game: 19 - vs. Quincy University, 1999

Season: 118 - 2002

Most Yards Penalized

Game: 185 - vs. Eastern Illinois University, 1969

Season: 1,132 - 2002

Fumbles

Most Fumbles

Game: 7 vs. Henderson State University, 1985; vs. Southwest Baptist University, 2002

Season: 33 - 1999

Most Fumbles Lost

Game: 5 vs. Washburn University, 1990

Season: 18 - 1996

Fewest Fumbles Lost

Season: 4 - 1986

Turnovers (Giveaways)

Most Turnovers

Game: 9 (1 fumble, 8 interceptions) vs. Southeast Missouri State University, 1988

Season: 34 - 1986 (8 fumbles, 26 interceptions); 1989 (12 fumbles, 22 interceptions)

Fewest Turnovers

Season: 14 - 2008 (8 fumbles, 6 interceptions)

Defense

Total Defense

Game: (best) 20 yards - vs. Lincoln University, 1981

(worst) 702 yards - by Pittsburg State University, 1989

Season: (per game average) 207.6 - 1981

Rushing Defense

Game: (best) minus 67 yards - vs. Lincoln University, 1982

(worst) 689 yards - vs. Haskell Institute, 1923

Season: (per game average) 88.3 - 1982

Pass Defense

Game: (best) 0 yards - vs. University of North Alabama, 1992

(worst) 473 yards - vs. Northwest Missouri State University, 2001

Season: (per game average) 90.6 - 1965

Scoring Defense

Game: (best) 0 - several times - latest vs. Dakota State, 2006

(worst) 89 vs. Haskell Indian School, 1923

Season: (best, overall) 0.0 points per game (0 points in 7 games) - 1910

(best since 1966) 10.2 points per game (102 points in 10 games) - 1981

(worst, overall) 33.6 points per game (235 points in 7 games) - 1942

(worst since 1966) 28.4 points per game (284 points in 10 games) - 1995

Quarterback Sacks

Game: 8 - vs. Lincoln University, 1981; vs. Southwest Baptist University, 1987; at Washburn University, 1999

Season: 38 - 1982

Most Turnovers Forced

Game: 9 (4 fumbles, 5 interceptions) vs. Evangel University, 1982

Season: 40 - 1981 (18 fumbles, 22 interceptions), 1983 (16 fumbles, 24 interceptions), 1989 (29 fumbles, 11 interceptions)

Fewest Turnovers Forced

Season: 19 (8 fumbles, 11 interceptions) - 1980

Most Fumble Recoveries

Game: 3 - at Southwest Baptist, 1994

Season: 29 - 1989

Most Passes Intercepted

Game: 7 - vs. Harding University, 1968; vs. Evangel University, 1981

Season: 26 - 1970

Most Interception Returns for Touchdowns

Game: 1 - several times - latest vs. Nebraska-Omaha, 2009

Season: 3 - 1983

Miscellaneous

Best Regular Season Record : 7-0-1, 1926

Worst Regular Season: 0-7-0, 1942

Most Ties in a Season: 3 - 1939, 1941, 1981

Most Shutouts in a Season: 7 - 1910

Longest Winning Streak: 10 - 1936-37

Longest Losing Streak: 9 - 1941-43; 1978-79

Largest Winning Margin: 127-0 vs. Kemper Military Academy, 1912

Largest Losing Margin: 89-0 vs. Haskell Indian School, 1923

Fewest Wins in a Season: 0 - 1897, 1929, 1942, 1948, 1951, 1953

Most Wins in a Season: 10 - 2001, 2002

Most Consecutive Games Without Being Shut Out: 214 games (September 21, 1991 lost 35-0 at Missouri Southern to present)

Largest Winning Margins

127-0 vs. Kemper Military Academy, 1912

85-0 vs. Kemper Military Academy, 1907

83-0 vs. Lincoln, 2005

78-0 vs. Lincoln, 2006

76-0 vs. Northeast Missouri State University, 1914

75-0 vs. Quincy University, 2000

75-6 vs. Langston, 2003

66-0 vs. Kemper Military Academy, 1916

65-0 vs. Kansas City Medical College, 1907

63-0 vs. Wentworth Military Academy, 1913

83-21 vs. Pittsburg State, 2005

59-0 vs. Kemper Military Academy, 1931

63-6 vs. Missouri Wesleyan College, 1913

Top 10 Largest Losing Margins

89-0 vs. Haskell Indian School, 1923

62-0 vs. Northeastern (Okla.) State University, 1963

59-0 vs. Southwest Missouri State University, 1963

66-7 vs. Haskell Indian School, 1917

60-5 vs. Pittsburg State University, 1989

52-0 vs. Northwest Missouri State University, 1942

51-0 vs. Central College, 1919


56-6 vs. University of Missouri, 1908

49-0 vs. Emporia State University, 1914


49-0 vs. Kemper Military Academy, 1921



Ira Clemons ranks fifth in school history in rushing yards.



From 1971-74, Raymond Bass caught 110 passes for 1,912 yards and 15 touchdowns, number that places him in the top five in school history in each category.



In 1980 Bill Vining set the school single-game record with 56 pass attempts vs. Southeast Missouri.

Rushing Yards (Game)

- 428 (46 carries) vs. Pittsburg State . . . Nov. 5, 2005
- 420 (74 carries) vs. Emporia State . . . Sept. 27, 1969
- 401 (50 carries) vs. Missouri-Rolla . . . Oct. 18, 2003
- 393 (52 carries) at Missouri-Rolla . . . Sept. 20, 1997
- 390 (64 carries) vs. Missouri-Rolla . . . Oct. 27, 1990
- 388 56 carries) vs. Missouri-Rolla . . . Oct. 16, 1999
- 372 (50 carries) at Truman . . . Oct. 16, 2004
- 372 (46 carries) vs. Lincoln . . . Sept. 1, 2005
- 356 (58 carries) at Southwest Baptist . . . Oct. 4, 1997
- 352 (56 carries) vs. Southwest Baptist . . . Oct. 9, 1993

Rushing Yards (Season)

- 2,417 (537 carries) 1999
- 2,364 (483 carries) 2004
- 2,259 (461 carries) 2003
- 2,197 (445 carries) 2002
- 2,170 (485 carries) 1997
- 2,102 (479 carries) 2001
- 1,899 (412 carries) 1993
- 1,897 (397 carries) 2005
- 1,857 (510 carries) 2000
- 1,817 (457 carries) 2007

Rushing Touchdowns (Game)

- 8 vs. Emporia State Sept. 27, 1969
- 7 at Quincy University Aug. 28, 1999
- 7 vs. Missouri-Rolla Oct. 18, 2003
- 7 vs. Lincoln Sept. 1, 2005
- 6 vs. Lincoln Oct. 29, 1983
- 6 vs. Southwest Baptist Oct. 9, 1993
- 6 vs. Southwestern Sept. 12, 1996
- 6 at Southwest Baptist Oct. 4, 1997
- 6 vs. Missouri-Rolla Oct. 16, 1999
- 6 vs. Quincy (Ill.) Sept. 9, 2000
- 6 at Lincoln Aug. 31, 2002
- 6 vs. Pittsburg State Nov. 5, 2005

Rushing Touchdowns (Season)

- 36 2003
- 35 2004
- 32 2001
- 31 2002
- 30 1999
- 30 2007
- 25 1970
- 25 1997
- 25 2009
- 24 2000

Pass Attempts (Game)

- 56 at Southeast Missouri State Nov. 15, 1980
- 53 at Washburn Sept. 26, 2009
- 52 vs. Missouri Southern Sept. 23, 1995
- 51 vs. Southwest Missouri State Nov. 8, 1986
- 51 at Northwest Missouri Nov. 7, 2009
- 49 at South Dakota Sept. 12, 1986
- 48 at Indiana State Sept. 19, 1984
- 48 at Southwest Baptist Oct. 7, 1989
- 47 vs. Northwest Missouri Oct. 28, 2006
- 46 at Truman Oct. 26, 1985
- 46 at Henderson State Sept. 27, 1986
- 46 vs. Missouri-Rolla Oct. 4, 1986
- 46 vs. Pittsburg State Nov. 8, 2001

Pass Attempts (Season)

- 403 (248 completions) 2009
- 400 (218 completions) 1984
- 398 (221 completions) 1986
- 379 (207 completions) 1987
- 368 (217 completions) 2008
- 356 (230 completions) 2006
- 340 (152 completions) 1970
- 340 (193 completions) 2007
- 337 (137 completions) 1983
- 326 (184 completions) 2001

Pass Completions (Game)

- 32 at Washburn Sept. 26, 2009
- 31 vs. Southwest Missouri State Nov. 8, 1986
- 31 at Northwest Missouri Nov. 7, 2009
- 29 vs. Southwest Baptist Aug. 27, 2009
- 28 at Truman Oct. 26, 1985
- 27 vs. Northwest Missouri State Oct. 13, 1984
- 27 vs. Missouri-Rolla Oct. 4, 1986
- 27 vs. Northwest Missouri Oct. 22, 2005
- 26 at Indiana State Sept. 19, 1984
- 26 at Southwest Baptist Oct. 7, 1989
- 26 vs. Missouri Southern Sept. 23, 1995
- 26 at Northwest Missouri Oct. 13, 2007
- 26 vs. Missouri S&T Sept. 3, 2009

Pass Completions (Season)

- 248 (3,060 yards) 2009
- 230 (2,992 yards) 2006
- 220 (2,762 yards) 1986
- 217 (3,056 yards) 2008
- 214 (2,252 yards) 1984
- 207 (2,923 yards) 1987
- 196 (2,298 yards) 2005
- 193 (2,395 yards) 2007
- 191 (2,658 yards) 1995
- 184 (2,776 yards) 2001

Passing Yards (Game)

- 432 vs. Missouri-Rolla Oct. 4, 1986
- 402 vs. Missouri-Rolla Oct. 3, 2002
- 391 Missouri Southern Oct. 26, 2002
- 390 vs. Truman Oct. 14, 1995
- 383 at Southwest Baptist Oct. 7, 1989
- 380 at Washburn Oct. 11, 2001
- 371 at Fort Hays State Nov. 8, 2008
- 369 vs. Northwest Missouri State Oct. 13, 1984
- 365 at Missouri Western Nov. 3, 2007
- 364 vs. Northwest Missouri State Oct. 31, 1998
- 364 vs. Missouri S&T Sept. 3, 2009

Passing Yards (Season)

- 3,060 (248 completions) 2009
- 3,056 (217 completions) 2008
- 2,992 (230 completions) 2006
- 2,923 (207 completions) 1987
- 2,776 (184 completions) 2001
- 2,763 (221 completions) 1986
- 2,712 (163 completions) 2002
- 2,658 (191 completions) 1995
- 2,395 (193 completions) 2007
- 2,298 (196 completions) 2005

Passing Touchdowns (Game)

- 6 vs. Washburn Oct. 19, 2002
- 6 vs. Lincoln Oct. 24, 1987
- 5 at Missouri Southern Oct. 18, 2008
- 5 vs. Southwest Baptist Oct. 14, 2006
- 5 vs. Pittsburg State Nov. 5, 2005
- 5 vs. Missouri-Rolla Oct. 3, 2002
- 5 at Washburn Oct. 11, 2001
- 5 at Missouri-Rolla Oct. 21, 1995
- 5 at Evangel Nov. 8, 1980
- 4, 17 times

Passing Touchdowns (Season)

- 31 2006
- 28 2008
- 27 2002
- 25 1986
- 25 1995
- 25 2005
- 23 2001
- 21 2009
- 19 1980
- 19 1987

Total Offensive Plays (Game)

- 94 (54 rush, 42 pass) at Central Arkansas. Sept. 16, 1978
- 88 (58 rush, 30 pass) at SE Missouri. . . . Nov. 13, 1982
- 85 (40 rush, 45 pass) at Murray State . . . Sept. 18, 1982
- 85 (51 rush, 34 pass) vs. Augustana Sept. 8, 1984
- 85 (39 rush, 46 pass) at Henderson State . Sept. 27, 1986
- 85 (39 rush, 46 pass) vs. Missouri-Rolla . . Oct. 4, 1986
- 85 (43 rush, 42 pass) vs. MO Western . . . Nov. 14, 1987
- 85 (44 rush, 41 pass) vs. SW Baptist. . . . Aug. 27, 2009
- 84 (40 rush, 44 pass) vs. SE Missouri . . . Oct. 17, 1987
- 83 (55 rush, 28 pass) vs. Lincoln. Nov. 1, 1980
- 83 (60 rush, 23 pass) vs. Lincoln Oct. 29, 1983
- 83 (57 rush, 26 pass) at NW Missouri. . . . Nov. 5, 1994
- 83 (39 rush, 44 pass) vs. NW Missouri . . . Oct. 27, 2001
- 83 (59 rush, 24 pass) at Lincoln Sept. 4, 2004

Total Offensive Plays (Season)

- 807 (409 rush, 398 pass) 1986
- 805 (479 rush, 326 pass) 2001
- 803 (463 rush, 340 pass) 1970
- 797 (457 rush, 340 pass) 2007
- 796 (417 rush, 379 pass) 1987
- 765 (365 rush, 400 pass) 1984
- 760 (491 rush, 269 pass) 1977
- 760 (483 rush, 277 pass) 2004
- 743 (545 rush, 198 pass) 1974
- 741 (404 rush, 337 pass) 1983

Total Offense Yards (Game)

- 704 (428 rush, 276 pass) vs. Pittsburg State. Nov. 5, 2005
- 672 (na rush, na pass) at Eastern Illinois . . Oct. 4, 1969
- 666 (264 rush, 402 pass) vs. MO-Rolla . . . Oct. 3, 2002
- 593 (248 rush, 345 pass) vs. Fort Hays State. Oct. 10, 2009
- 582 (218 rush, 364 pass) vs. MO S&T Sept. 3, 2009
- 578 (280 rush, 298 pass) at Emporia St . . . Sept. 22, 2001
- 556 (309 rush, 247 pass) vs. Washburn . . . Oct. 23, 2004
- 552 (199 rush, 353 pass) vs. SW Baptist . . . Oct. 3, 1987
- 547 (210 rush, 337 pass) at Evangel Nov. 8, 1980
- 543 (152 rush, 391 pass) vs. MO Southern Oct. 26, 2002

Total Offense Yards (Season)

- 4,909 (2,197 rush, 2712 pass) 2002
- 4,878 (2,102 rush, 2776 pass) 2001
- 4,618 (1,695 rush, 2923 pass) 1987
- 4,564 (1,504 rush, 3,060 pass) 2009
- 4,466 (2,364 rush, 2102 pass) 2004
- 4,448 (1,392 rush, 3,056 pass) 2008
- 4,335 (1,343 rush, 2992 pass) 2006
- 4,212 (1,817 rush, 2,395 pass) 2007
- 4,195 (1,897 rush, 2298 pass) 2005
- 4,162 (2,259 rush, 1903 pass) 2003

All-Purpose Yards (Game)

- 861 vs. Pittsburg State Nov. 5, 2005
- 777 vs. Missouri-Rolla. Oct. 3, 2002
- 768 vs. Lincoln Sept. 1, 2005
- 746 vs. Minnesota-Duluth Dec. 1, 2001
- 726 vs. Langston. Sept. 11, 2003
- 724 at Washburn Oct. 11, 2001
- 712 vs. Missouri-Rolla. Oct. 18, 2003
- 705 vs. Truman Sept. 17, 2005
- 692 vs. Missouri S&T. Sept. 3, 2009
- 690 vs. Washburn. Oct. 23, 2004

All-Purpose Yards (Season)

- 6,959 2001
- 6,308 2002
- 6,092 2004
- 6,078 2008
- 6,072 2009
- 5,921 2003
- 5,809 1987
- 5,663 2005
- 5,650 2007
- 5,575 2006

Points Scored (Game)

- 83 vs. Pittsburg State Nov. 5, 2005
- 83 vs. Lincoln Sept. 1, 2005
- 78 vs. Lincoln Sept. 2, 2006
- 75 vs. Quincy Sept. 9, 2000
- 75 vs. Langston Sept. 11, 2003
- 73 vs. Missouri-Rolla Oct. 18, 2003
- 72 vs. Sterling Sept. 14, 2002
- 69 vs. Truman Sept. 17, 2005
- 63 vs. Southwestern Sept. 12, 1996
- 63 vs. Ottawa Sept. 6, 2001
- 63 at Lincoln Aug. 31, 2002

Points Scored (Season)

- 462 (61 TD, 55 PAT, 13 FG) 2001
- 459 (64 TD, 59 PAT, 5 FG) 2002
- 456 (59 TD, 56 PAT, 12 FG) 2003
- 405 (51 TD, 48 PAT, 14 FG) 2004
- 400 (56 TD, 49 PAT, 3 FG) 2005
- 385 (51 TD, 47 PAT, 10 FG) 2006
- 380 (50 TD, 46 PAT, 10 FG, 2 SAF) 2008
- 359 (47 TD, 43 PAT, 10 FG) 2007
- 358 (46 TD, 42 PAT, 12 FG) 2000
- 354 (49 TD, 42 PAT, 6 FG) 2009
- 340 (46 TD, 39 PAT, 5 FG) 1999

Touchdowns Scored (Game)

- 12 vs. Lincoln Sept. 1, 2005
- 12 vs. Pittsburg State Nov. 5, 2005
- 11 vs. Quincy Sept. 9, 2000
- 10 vs. Lincoln Sept. 2, 2006
- 10 vs. Missouri-Rolla Oct. 18, 2003
- 10 vs. Sterling Sept. 14, 2002
- 9 at Quincy Aug. 28, 1999
- 9 at Lincoln Aug. 31, 2002
- 9 vs. Langston Sept. 11, 2003

Touchdowns Scored (Season)


- 64 (31 rush, 27 rev, 6 ret) 2002
- 61 (32 rush, 23 rev, 6 ret) 2001
- 59 (36 rush, 18 rev, 5 ret) 2003
- 56 (23 rush, 25 pass, 7 ret) 2005
- 51 (16 rush, 31 pass, 4 ret) 2006
- 51 (35 rush, 11 pass, 5 ret) 2004
- 50 (18 rush, 28 pass, 4 ret) 2008
- 49 (25 rush, 21 pass, 3 ret) 2009
- 47 (30 rush, 17 pass) 2007
- 46 (30 rush, 12 rev, 4 ret) 1999
- 46 (24 rush, 14 rev, 8 ret) 2000

Punt Returns (Game)


- 11 at Missouri-Rolla Oct. 22, 1983
- 10 at Lincoln Sept. 2, 2006
- 9 at Evangel Nov. 6, 1982
- 8 vs. Missouri-Rolla. Oct. 23, 1982
- 8 vs. Southeast Missouri State Nov. 12, 1983
- 8 vs. Winona State Sept. 4, 1999
- 8 vs. Sterling Sept. 14, 2002
- 8 vs. Adams State Aug. 25, 2005
- 7 vs. Missouri Western Nov. 14, 1987
- 7 vs. Missouri-Rolla. Oct. 31, 1992
- 7 vs. Menlo Sept. 13, 1997
- 7 vs. Dakota State Sept. 9, 2006

Punt Returns (Season)


- 48 (634 yards) 1982
- 44 (393 yards) 1983
- 39 (563 yards) 2003
- 38 (332 yards) 1999
- 38 (607 yards) 2005
- 36 (364 yards) 1984
- 36 (533 yards) 2001
- 34 (243 yards) 1990
- 34 (280 yards) 2007




Dennis Gile (2001-02) ranks sixth in Mules football history in total offense (5,026). He led UCM to a pair of postseason berths.



Henry Caldwell ranks fourth in school history in rushing (2,643 yards) and seventh in all-purpose yards (3,223). In 1993 he led the MIAA in rushing, all-purpose yards, and scoring.



A solid all-around performer, Richard Vaden holds the UCM record for single-season TD receptions (6) by a running back.



Jeff Horned led the Mules in punt returns from 1982-84. He holds the UCM record with a 91-yard return vs. Southeast Missouri.



Jeff Wright had 119 tackles in 1987, a record for Central Missouri defensive linemen.

Kickoff Returns (Game)

- 9 vs. Pittsburg State Oct. 14, 1989
- 9 at Emporia State Nov. 11, 1995
- 9 at Northwest Missouri State Nov. 13, 1995
- 9 vs. Northwest Missouri State Nov. 11, 2000
- 9 vs. Missouri Western Nov. 1, 2008
- 9 at Northwest Missouri State Nov. 7, 2009
- 8 at Emporia State Oct. 25, 1997
- 8 vs. Emporia State Oct. 24, 1998
- 8 vs. Missouri Western Oct. 2, 2004
- 8 at Pittsburg State Oct. 30, 2004
- 8 at Southwest Baptist Oct. 7, 1989

Kickoff Returns (Season)

- 55 (1,246 yards) 2001
- 51 (1,157 yards) 2008
- 48 (1,019 yards) 2004
- 48 (971 yards) 1989
- 46 (1,044 yards) 2009
- 45 (878 yards) 1996
- 45 (976 yards) 1997
- 44 (880 yards) 1991
- 43 (950 yards) 1999
- 43 (832 yards) 1986

Interceptions (Game)

- 7 vs. Harding Oct. 12, 1968
- 7 vs. Evangel Nov. 7, 1981
- 6 vs. Evangel Nov. 7, 1981
- 5 at Evangel Nov. 6, 1982
- 5 vs. Lincoln Oct. 29, 1983
- 5 at Indiana State Sept. 2, 1989
- 5 at Southwest Baptist Oct. 12, 2002
- 4, 15 times

Interceptions (Season)

- 26 1970
- 25 1981
- 24 1978
- 24 1983
- 23 2001
- 22 1968
- 21 1982
- 21 2007
- 20 1975
- 20 1984

Quarterback Sacks (Game)

- 8 vs. Lincoln Oct. 31, 1981
- 8 vs. Southwest Baptist Oct. 3, 1987
- 8 at Washburn Sept. 30, 1999
- 7 vs. Truman Oct. 18, 1980
- 7 vs. Northwest Missouri State Oct. 2, 1982
- 7 vs. Southeast Missouri State Nov. 12, 1983
- 7 at Southeast Missouri State Nov. 3, 1984
- 7 at Lincoln Nov. 17, 1984
- 7 vs. Washburn Sept. 9, 1989
- 7 vs. Upper Iowa Sept. 2, 1994
- 7 vs. Missouri-Rolla Oct. 26, 1996
- 7 vs. Southwest Baptist Oct. 27, 2007

Quarterback Sacks (Season)

- 39.0 1992
- 38.0 1982
- 34.0 1986
- 34.0 2007
- 32.0 2002
- 30.0 1993
- 29.0 1984
- 28.0 2005
- 28.0 2008
- 27.0 2003
- 27.0 1981

Annual Statistical Leaders

(from 1966 when complete and accurate records became available, unless otherwise noted)

Passing					Total Offense					Quarterback Sacks						
Year	Player	COMP-ATT	YDS	PI	TD	Year	Total	Rush	Pass	Year	Player	Sacks	Yards	TD		
1966	John Repp	74-157	956	9	6	1992	Carl Lawrence	49-120	688	2	4	1972	Steve Howard	1,096	-151	1,247
1967	Ken Brumley	59-122	732	3	2	1993	Paul Kaiser	118-234	1,609	6	10	1973	Andrew Hudson	778	361	417
1968	Steve Eckinger	76-142	1,310	na	12	1994	Paul Kaiser	127-246	1,848	12	13	1974	Steve Howard	803	-75	878
1969	Steve Eckinger	89-188	1,537	4	14	1995	Paul Kaiser	163-277	2,306	10	24	1975	Ray Miller	962	-75	1,037
1970	Steve Eckinger	164-367	1,853	21	15	1996	Jeff Alvarez	105-213	1,109	6	9	1976	Ricardo Patrick	880	880	0
1971	Don Howard	26-81	348	7	4	1997	Paul Kaiser	105-225	1,470	10	11	1977	Bill Foster	1,293	-21	1,314
1972	Steve Howard	80-162	1,247	13	6	1998	Ryan Koob	82-146	1,127	11	9	1978	Bill Foster	1,621	150	1,471
1973	Ray Miller	48-108	722	5	3	1999	John Holmes	35-74	532	5	5	1979	Bill Foster	885	42	843
1974	Steve Howard	44-120	878	9	7	2000	Cable Davis	122-209	1,629	9	13	1980	Bil Vining	1,340	-219	1,559
1975	Ray Miller	61-138	1,037	11	8	2001	Dennis Gile	168-297	2,471	12	18	1981	Scott Loveland	812	-170	982
1976	Bob Moreno	36-94	803	8	6	2002	Dennis Gile	145-265	2,270	11	22	1982	Scott Loveland	1,693	23	1,670
1977	Bill Foster	91-204	1,314	19	5	2003	Jimmy Sangster	97-169	1,308	5	12	1983	Scott Loveland	1,709	8	1,701
1978	Bill Foster	116-247	1,471	21	8	2004	Jimmy Sangster	128-209	1,675	6	9	1984	Scott Loveland	2,042	-130	2,172
1979	Bill Foster	62-147	843	14	3	2005	Toby Korrodi	179-240	2,066	2	23	1985	Calvin Johnson	925	247	678
1980	Bill Vining	147-264	1,761	10	16	2006	Toby Korrodi	211-325	2,797	5	29	1986	Jeff Phillips	2,165	-328	2,493
1981	Scott Loveland	86-183	984	6	7	2007	Eric Czerniewski	148-268	1,741	10	14	1987	Jeff Phillips	2,709	-145	2,854
1982	Scott Loveland	132-280	1,690	11	9	2008	Eric Czerniewski	205-349	2,938	6	27	1988	Elliott Eley	1,184	1,184	0
1983	Scott Loveland	135-328	1,701	21	9	2009	Eric Czerniewski	230-370	2,818	11	19	1989	Nick Puhlick	1,023	32	991
1984	Scott Loveland	204-378	2,172	20	7					1990	Mark Brown	969	969	0		
1985	Calvin Johnson	52-143	678	2	1					1991	Marcus Frazier	1,513	364	1,149		
1986	Jeff Phillips	203-354	2,493	22	23					1992	Carl Lawrence	1,151	463	688		
1987	Jeff Phillips	204-370	2,854	16	19					1993	Paul Kaiser	1,737	128	1,609		
1988	Jeff Phillips	89-168	947	16	4					1994	Paul Kaiser	1,968	120	1,848		
1989	Nick Puhlick	64-132	989	9	9					1995	Paul Kaiser	2,310	4	2,306		
1990	Nick Puhlick	69-115	974	7	3					1996	Jeff Alvarez	1,091	-18	1,109		
										1997	Paul Kaiser	1,514	44	1,470		
										1998	Ryan Koob	1,093	-34	1,127		

100 - Annual Leaders

1999	Jason Graham	1,442	1,442	0
2000	Cable Davis	1,496	-129	1,625
2001	Dennis Gile	2,572	101	2,471
2002	Dennis Gile	2,454	184	2,270
2003	Jimmy Sangster	1,279	-29	1,308
2004	Jimmy Sangster	1,711	36	1,675
2005	Toby Korrodi	2,041	-25	2,066
2006	Toby Korrodi	2,679	-118	2,797
2007	Eric Czerniewski	1,776	35	1,742
2008	Eric Czerniewski	3,010	72	2,938
2009	Eric Czerniewski	2,860	42	2,818

Rushing

	TC	YDS	TD	
1966	Jimmy Morton	78	356	1
1967	Larry Johnson	149	615	3
1968	Larry Johnson	163	601	4
1969	Larry Roberts	129	645	5
1970	Ira Clemons	211	1,050	10
1971	Walter Rhone	158	732	4
1972	Ira Clemons	208	797	4
1973	Jeff Fine	92	377	1
1974	Dane Henningsen	152	589	9
1975	Dane Henningsen	78	421	4
1976	Ricardo Patrick	201	880	5
1977	Dane Henningsen	124	532	7
1978	Randle Oldham	67	337	1
1979	Randle Oldham	114	353	1
1980	Sam Pemberton	125	456	2
1981	George Taylor	117	321	4
1982	David Martin	86	411	4
1983	Adrian Andrews	173	702	9
1984	David Martin	89	329	0
1985	Leonard Johnson	91	317	0
1986	LaVell White	150	504	1
1987	Elliott Eley	312	1,591	13
1988	Elliott Eley	259	1,215	15
1989	Chris Brooks	112	588	3
1990	Mark Brown	223	969	7
1991	Henry Caldwell	140	546	7
1992	Henry Caldwell	133	506	3
1993	Henry Caldwell	217	1,150	12
1994	Marcus Carlis	104	557	5
1995	Larry Jefferson	133	650	4
1996	Larry Jefferson	153	696	4
1997	Corey Kelley	128	685	6
1998	Dexter Ford	156	875	11
1999	Jason Graham	263	1,442	15
2000	Manny Evans	188	872	12
2001	Lee Thompson	221	1,077	18
2002	Kegan Coleman	262	1,379	22
2003	Kegan Coleman	194	1,215	16
2004	Lee Thompson	175	1,022	16
2005	Will Caldwell	170	971	12
2006	Will Caldwell	118	703	7
2007	Glenn Milner	224	1,046	18
2008	Glenn Milner	191	910	9
2009	Anthony Stewart	163	866	12

Receiving

	NO	YDS	TD	
1966	Jimmy Morton	31	439	5



Henry Mason was a triple threat as a receiver, runner, and return man. He finished his career with 122 receptions for 1,935 yards from 1974-77. Mason tallied 2,493 career all-purpose yards.

1967	Clark Frost	28	392	2
1968	Clark Frost	32	719	8
1969	Ed Coates	51	916	9
1970	Ed Coates	38	723	7
1971	Reggie James	24	384	2
1972	Raymond Bass	36	637	6
1973	Raymond Bass	28	400	3
1974	Raymond Bass	35	736	6
1975	Henry Mason	48	847	9
1976	Henry Mason	30	474	3
1977	Henry Mason	42	589	2
1978	Dale Groenke	27	334	3
1979	Marcus Dixon	24	433	3
1980	Pat Goodwin	31	226	5
1981	Kelly Anderson	35	404	1
1982	Richard Vaden	33	542	6
1983	Jim Bauwens	39	482	2
1984	Jim Bauwens	53	539	3
1985	Donlee McIntyre	27	291	0
1986	Brian Wessling	45	491	6
1987	Alvin Johnson	54	1,080	8
1988	Alvin Johnson	58	746	6
1989	Mark Brown	29	284	1
1990	Mark Brown	29	175	0
1991	Vince Jordan	24	578	4
1992	Vince Jordan	21	305	4
1993	Marc Tuttle	30	319	3
1994	Anthony Simpson	49	860	10
1995	Anthony Simpson	54	673	7
1996	L.A. Maclin	25	408	5
1997	Kevin Buss	36	510	4
1998	Kevin Buss	28	398	2
1999	Greg Schmidt	23	418	5
2000	Marcus Thomas	35	582	1
2001	Todd Devoe	46	1,089	11
2002	Todd Devoe	58	1,045	12
2003	Jimmy Conner	40	645	2
2004	Delanie Walker	48	623	4
2005	Delanie Walker	61	724	6
2006	Matt Jacobsen	44	647	6
2007	Damond Berry	28	452	4
2008	Tim Richmond	46	695	6
2009	Anthony Stewart	54	714	4

Scoring

	TD	XP	FG	TP	
1966	Jimmy Morton	6	1	0	38
1967	Ken Brumley	0	14	4	26
1968	Larry Johnson	4	32	0	56
1969	Ed Coates	9	0	0	54
	Steve Reeves	0	30	8	54
1970	Steve Eckinger	10	0	0	60
1971	Walter Rhone	7	0	0	42
1972	Walter Rhone	9	1	0	56
1973	Ray Miller	5	0	0	30
	Steve Howard	5	0	0	30
1974	Dane Henningsen	9	0	0	54
1975	Henry Mason	10	2	0	64
1976	Ricardo Patrick	6	0	0	36
1977	Dane Henningsen	7	0	0	42
1978	Steve Oberweather	0	13	6	31
1979	Burt Keys	0	9	4	21
1980	Richard Vaden	6	1	0	38
1981	George Taylor	5	0	0	30
1982	Steve Huff	0	16	13	55
1983	Adrian Andrews	12	0	0	72
1984	Steve Huff	0	18	9	45
1985	Steve Huff	0	6	14	48
1986	Brian Wessling	6	5	0	44
1987	Elliott Eley	13	0	0	78
1988	Elliott Eley	15	0	0	90
1989	Neil Tuihalamaka	11	0	0	66
1990	Phil Brandt	0	17	10	47
1991	Henry Caldwell	7	0	0	42
1992	Chris Pyatt	0	14	11	47
1993	Henry Caldwell	16	0	0	96
1994	Emmett Staples	13	1	0	80
1995	Shane Meyer	0	31	10	61
1996	Shane Meyer	0	16	9	43
1997	Shane Meyer	0	28	18	82
1998	Shane Meyer	0	32	12	68
1999	Jason Graham	15	0	0	90
2000	Manny Evans	12	0	0	72
2001	Lee Thompson	18	0	0	108
2002	Kegan Coleman	24	0	0	144
2003	Kegan Coleman	17	0	0	102
2004	Lee Thompson	17	1	0	104
2005	Will Caldwell	15	0	0	90


2006	Spencer Webb	0	26	9	53
2007	Glenn Milner	19	0	0	114
2008	Glenn Milner	15	0	0	90
2009	Anthony Stewart	16	0	0	96

Tackles (since 1978)

	Solo	Assists	Total	
1978	Bob Johnson	32	44	76
1979	Mike Barnes	36	30	66
1980	Willie Colclough	47	58	105
1981	Robert Wallace	46	43	89
1982	Robert Wallace	43	38	81
1983	Gary Pitts	62	71	133
1984	Lanny Curnes	31	79	110
1985	Lanny Curnes	38	104	142
1986	David McKnight	23	54	77
1987	Jeff Wright	39	80	119
1988	Pat Cunningham	40	58	98
	Les Swift	21	77	98
1989	Steve Smitka	30	52	82
1990	Greg Sloan	31	60	91
1991	Joe Grubb	89	52	141
1992	Maurice Zanders	36	38	74
1993	McCabe Turner	40	52	92
1994	LeRoy McConnell	39	29	68
1995	Matt Ament	77	44	121
1996	David Neuschwander	63	47	110
1997	David Neuschwander	54	47	101
1998	Kenneth Bouie	49	72	121
1999	RheQuan Robinson	53	42	95
2000	Clint Steiner	49	45	94
2001	Lloyd Thompson	42	41	90
2002	Jason Vanloo	45	34	79
	Billy Jones	33	46	79
2003	Colin Johnson	37	46	83
2004	Jason Vanloo	61	63	124
2005	Kendall Ricketts	60	36	96
2006	Kendall Ricketts	39	56	95
2007	Adrian Singletary	29	55	84
2008	Steven Ehase	35	49	84
2009	Cody Scribner	26	53	79

Sacks (since 1978)

	Total	
1978	Andrew White	6
1978	Dee Robison	6
	Brad Hoaglund	3
1979	Mitch Weir	3
1980	Brad Hoaglund	6
1981	Wes Martin	12
1982	Wes Martin	10
	Robert Wallace	10
1983	Wes Martin	9
1984	Milt Sanderman	14
1985	Greg Fansher	6
1986	Greg Fansher	8
1987	Jeff Wright	7.5
1988	Keith Stiefvater	3
1989	Mike Hunter	4.5
1990	Bart Woods	7



From 1995-98, Shane Meyer hit 107 PATs and 49 field goals for 254 career points.

1991	Ray Sudduth	3
1992	Bart Woods	10
1993	Byron Mays	6.5
1994	Mike Armstrong	6
1995	Jason Floyd	3.5
1996	Steve Ragusa	3.5
1997	Craig Koontz	4
1998	Craig Koontz	5
1999	Colston Weatherington	12
2000	Colston Weatherington	6.5
2001	Jeremy Wooden	4
2002	Tim Ulrich	6.5
2003	Roderick Green	7
2004	Joe Brown	5
2005	Maurice White	8
2006	Andrew Jilles	3
2007	John Wood	8.5
2008	John Wood	5.0
2009	P.J. South	4.5

Tackles for Loss (since 1980) *		Total
1980	Brad Hoaglund	9
1981	Not Available	
1982	Robert Wallace	19
1983	Milton Sanderman	16
1984	Milton Sanderman	14
1985	Greg Fansher	7
1986	Jeff Wright	18
1987	Jeff Wright	17
1988	Mike Hunter	10
1989	Ron Hamiel	12
1990	Bart Woods	14
1991	Bart Woods	7
1992	Bart Woods	19
1993	Bart Woods	20
1994	Byron Mays	10
1995	Jason Floyd	12
1996	David Neuenschwander	6
1997	Ken Bouie	13
1998	Ken Bouie	23
1999	Colston Weatherington	19
2000	Colston Weatherington	22
2001	Llyod Thompson	12
2002	Roderick Green	19
2003	Roderick Green	20
2004	Jason Vanloo	8.5
2005	Maurice White	12
2006	Adrian Singletary & Rodrick Washington	8
2007	Mike Dillon	14
2008	Mike Stevenson	10.5
2009	Mike Martin	10.5

* - Beginning in 2004 assisted tackles for loss became half TFLs

Interceptions		No.	Yards	TDs
1966	Bill Green	4	na	na
1967	Bill Green	6	36	na
1968	Bob Guice	4	87	1
	Ron Collier	4	47	0
	Carmine Argenziano	4	44	0



Wes Martin was a dominant defensive end in his day with the Mules. He holds school records with 32 sacks, and is tied for eighth in tackles for losses.

1969	Ron Collier	6	31	0
1970	Ron Collier	6	na	1
1971	Ron Collier	6	14	0
1972	Walter Rhone	3	87	0
1973	Ron Umphenour	4	61	0
1974	Don Bauml	2	38	0
	Fred Hollingshead	2	9	0
1975	Tom Michals	4	36	0
	Ron Culp	4	20	0
1976	Steve Oberweather	4	76	0
1977	Steve Oberweather	4	na	0
1978	Steve Oberweather	7	na	0
1979	Randy Green	3	na	0
1980	David Dick	3	na	0
1981	Tracy Estes	6	na	0
1982	Greg Maack	11	na	1
1983	Robin Fisher	7	na	0
1984	Robin Fisher	6	na	1
1985	Doug Dahman	3	na	0
1986	Gerald Brown	2	65	0
	Paul Glaunert	2	21	0
	Doug Dahman	2	12	0
1987	Gerald Brown	3	17	0
1988	Mark Peoples	3	0	0
1989	Ronnie Barfield	3	73	0
	Mark Peoples	3	0	0
1990	Mark Peoples	2	49	0
	Barry Thomas	2	33	0
	Les Maginley	2	12	0
1991	Benny Curtis	2	45	0
1992	Ray Lingard	3	21	0
1993	Brandon Peck	2	15	0
1994	Leroy McConnell	3	4	0
	Marlin Johnson	3	11	0
1995	Zac Nelson	2	38	1
	Wayne Carter	2	-	-
1996	Marlin Johnson	5	14	0
1997	Tory Porter	3	57	0
1998	Ed Morse	4	93	0
	Lamont Truitt	4	68	1
1999	Clint Steiner	4	65	0
2000	David Ruether	3	0	0
2001	Joey Robinson	5	78	1
	David Ruether	5	48	0
2002	Brian Riley	4	97	0
	Billy Jones	4	61	0
2003	John McPherson	3	45	0
	Cory Chatman	3	85	0
2004	Kendall Ricketts	5	86	2
2005	Ricky Armstrong	2	61	0
	Bruce Williams	2	20	0
2006	Kendall Ricketts	3	88	1
2007	Randy Shepherd	3	16	0
	LaVance Dotson	3	31	0
2008	Steven Ehase	3	37	0
2009	Randy Shepherd	6	137	1


Pass Breakups (since 1980)		Total
1980	Randy Green	9
1981	Mike Baker	5
1982	Greg Maack	6
1983	Ken Kendall	7
1984	Ken Kendall	10
1985	Andy Kohler	5
1986	Andy Kohler	6
1987	Jim Ryan and Gerald Brown	5
1988	Mark Peoples	5
1989	Mark Peoples	7
1990	Paul Glaunert, Ray Lingard, & Mark Peoples	6
1991	Ray Lingard	9
1992	Ray Lingard	5
1993	Anthony Jackson	6
1994	Joe McCabe	5
1995	Marlin Johnson	5
1996	Marlin Johnson	13
1997	Anthony Miller and Tory Porter	5
1998	Edwin Morse	7
1999	Lamont Truitt	6
2000	Clint Steiner & Colston Weatherington	7
2001	Joey Robinson	11
2002	Brian Riley	10
2003	John McPherson	11
2004	Marcus Thurman	8
2005	Kendall Ricketts	7
2006	Randy Shepherd & Matt Landstra	5
2007	Justin Brown	6
2008	John Wood, Kor'Ree Manson, LaVance Dotson	5

Fumble Recoveries (since 1970) * Total


1970	Wesley Wise	5
1971	Seven with	2
1972	Rick Freeman	3
1973	Rick Freeman	5
1974	Tim Lynch	4
1975	Ernie Johnson & Rick Freeman	3
1976	Pat Luck	4
1977	Dennis Bartley	6
1978	Mike Lutterman	2
1979	Willie Colclough, Richard Funesti, & Jeff Wilke	2
1980	Dana Chambers	3
1981	Robert Wallace	4
1982	Jim Donley	2
1983	Mario Graham	3
1984	Ken Kendall	4
1985	Gerald Brown, Mario Graham, & Andy Kohler	2
1986	Mark Hulet & Greg Fansher	3
1987	Jeff Wright & Mike Clark	3
1988	Mike Hunter	5
1989	Anthony Cole	6
1990	Paul Glaunert	3
1991	Seven tied with	2
1992	Ray Lingard & Chance Wistrom	3
1993	Marlin Johnson, Byron Mays, & McCabe Turner	2
1994	Byron Mays	4
1995	Todd Faulkner	3
1996	Tory Porter	5
1997	Ken Bouie, Brandon Hagler, Ed Morse, & Todd Faulkner	2
1998	Greg Koontz & Bo Orlando	2
1999	Herman Lyons	3
2000	Six with	2
2001	Casey Blackstun, Lloyd Thompson & Jeremy Wooden	2
2002	Roderick Green & Brian Riley	2
2003	11 with	1
2004	Jason Vanloo	3
2005	Sam Gibson	3
2006	Randy Shepherd	4
2007	Adrian Singletary & Dallas Bryant	2
2008	Drew Wier	2
2009	Randy Shepherd	2

Kickoff Returns

	No.	Yards	TDs	
1966	Bill Green	9	230	na
	Larry Johnson	9	133	na
1967	Bill Green	16	218	na
1968	Roy Spielvogel	9	206	0
1969	Reggie James	8	139	0
	Roy Spielvogel	8	129	0
1970	Leonard Allen	6	163	0
	Walter Rhone	6	117	0
1971	Walter Rhone	18	525	2
1972	Walter Rhone	22	605	1
1973	Ken Briscoe	12	240	0
1974	Kurt Westphal	9	175	0



Warrensburg native Robin Fisher was a thorn in many a quarterback's paw, as he picked off 18 passes in his career, second-best in Central Missouri history.



From 1981-82, Robert "Bo Bo" Wallace played havoc in opposing backfields. He is tied for fifth in school history with 19 career sacks.

1975	Ricardo Patrick	9	176	0
1976	Steve Oberweather	6	97	0
1977	Kim Eubanks	8	194	0
1978	Gary Bell	8	140	0
	Kim Eubanks	7	183	0
1979	Gary Bell	17	325	0
1980	Pat Goodwin	16	305	0
1981	James Esters	15	283	0
1982	Jeff Horned	14	260	0
1983	Jeff Horned	26	475	0
1984	Randy Ellis	16	358	1
1985	Don Elmore	19	471	0
1986	Bill Barber	26	515	0
1987	Alvin Johnson	28	685	1
1988	Alvin Johnson	25	522	0
1989	Bobby Yates	42	871	0
1990	Bobby Yates	31	632	0
1991	David White	22	446	0
1992	Damon Canada	6	154	0
1993	Carl Lawrence	11	252	0
1994	Larry Jefferson	16	358	0
1995	Anthony Simpson	18	412	0
1996	Marquis Martin	18	456	1
1997	Chris Jackson	21	574	1
1998	Kevin Nickerson	15	453	1
1999	Kevin Nickerson	16	399	0
2000	Kevin Nickerson	14	441	1
2001	Kevin Nickerson	29	683	0
2002	Nate Thomas	12	267	0
2003	Kegan Coleman	16	451	0
2004	Delanie Walker	18	530	2
2005	Delanie Walker	17	435	1
2006	Bruce Williams	12	287	0
2007	Anthony Parks	18	399	0
2008	Bobby Guillory	26	653	0
2009	Bobby Guillory	21	587	2

Punt Returns

	No.	Yards	TDs	
1966	Bill Green	8	53	na
1967	Bill Green	26	375	1
1968	Roy Spielvogel	8	115	0
1969	Roy Spielvogel	11	86	0
1970	Ron Culp	17	245	0
1971	Steve Williams	19	101	0
1972	Walter Rhone	10	203	2
	Steve Williams	11	52	0
1973	Ken Briscoe	11	19	0
1974	Henry Mason	12	30	0
1975	Henry Mason	13	39	0
1976	Henry Mason	7	59	0
1977	Kim Eubanks	9	46	0
1978	Kim Eubanks	6	52	0
	Kelly Anderson	6	26	0
1979	Kelly Anderson	7	39	0
1980	Jeff Hammons	21	150	0
1981	Kelly Anderson	15	62	0
1982	Jeff Horned	24	388	1
1983	Jeff Horned	24	157	0
1984	Jeff Horned	14	171	1


1985	Andy Kohler	11	88	0
1986	Bill Barber	29	291	0
1987	Craig Copridge	28	285	1
1988	Alvin Johnson	18	159	0
1989	Bobby Yates	16	115	0
1990	Bobby Yates	32	208	0
1991	Bobby Yates	12	96	0
1992	Tom Jackson	13	162	0
1993	Tom Jackson	23	123	0
1994	Anthony Simpson	21	229	1
1995	T Wadlington	12	62	0
1996	Tory Porter	25	157	0
1997	Tory Porter	15	102	0
1998	Kevin Nickerson	30	407	2
1999	Kevin Nickerson	27	236	2
2000	Kevin Nickerson	23	401	3
2001	Kevin Nickerson	33	481	1
2002	Nate Thomas	26	349	1
2003	Jimmy Conner	31	429	1
2004	Jimmy Conner	27	324	1
2005	RoShawn Marshall	26	553	4
2006	Matt Jacobsen	12	147	1
2007	Anthony Parks	28	259	0
2008	Adam Parks	17	127	0
2009	Adam Parks	27	271	0

Punting

	No.	AVG	
1966	John Repp	44	35.8
1967	Don Lang	52	41.5
1968	Don Lang	45	39.2
1969	Russ Webber	30	37.6
1970	Russ Webber	43	39.1
1971	Russ Webber	42	38.8
1972	Russ Webber	65	37.5
1973	Bill Mullis	54	39.1
1974	Bill Mullis	54	42.3
1975	Bill Mullis	54	38.6
1976	Bill Mullis	71	37.3
1977	Steve Oberweather	51	35.2
1978	Chuck Blair	57	33.9
1979	Chuck Blair	47	38.1
1980	Chuck Blair	79	36.8
1981	Chuck Blair	59	38.4
1982	Rick Bockhoff	49	36.2
1983	Kelean Carlock	52	34.6
1984	Kelean Carlock	66	38.8
1985	Kelean Carlock	43	38.8
1986	Scott Taylor	65	34.8
1987	Scott Taylor	35	32.1
1988	Scott Taylor	52	35.3
1989	Mike Parker	64	37.9
1990	Denny Cox	32	39.2
1991	Denny Cox	60	36.7
1992	Chris Pyatt	48	37.0
1993	Denny Cox	20	42.0
1994	Paul Kaiser	44	33.1
1995	Cory Breden	41	35.7
1996	Cory Breden	70	40.2
1997	Lee DuBois	45	36.8
1998	Lee DuBois	63	37.4
1999	Lee DuBois	62	39.8
2000	Kenny Zordani	53	40.4
2001	Kenny Zordani	45	40.6
2002	Jason Brown	44	39.5
2003	Jason Brown	52	38.8
2004	Jason Brown	47	37.3
2005	Matt Frankel	42	38.3
2006	Matt Frankel	32	38.8
2007	Matt Frankel	46	39.3
2008	Jordan Hofer	44	40.3
2009	Jordan Hofer	43	40.0

Field Goals

	Made	Attempts	Long
1966	Ken Brumley	5	na
1967	Ken Brumley	4	9
1968	Larry Johnson	0	1
1969	Steve Reeves	6	na
1970	Steve Reeves	3	4
1971	Rick Patterson	4	12
1972	Rick Patterson	1	8
1973	Bill Mullis	3	7
1974	Bill Mullis	9	12
1975	Bill Mullis	3	10
1976	Bill Mullis	4	9
1977	Greg Gabler	3	na
1978	Steve Oberweather	6	na
1979	Keys	4	na



Jason Brown was the Mules top punter, and one of the best in the MIAA, from 2002-04. In that span he hit 143 punts an average of 38.4 yards.

1980	Don Wilkinson	6	14	45
1981	Landon Jones	5	8	31
1982	Steve Huff	13	21	51
1983	Steve Huff	11	21	34
1984	Steve Huff	9	18	37
1985	Steve Huff	14	20	47
1986	Steve Beckett	4	8	36
1987	Phil Brandt	12	16	37
1988	Phil Brandt	10	16	50
1989	Phil Brandt	14	20	44
1990	Phil Brandt	10	14	41
1991	Chris Pyatt	5	13	45
1992	Chris Pyatt	11	18	46
1993	Chris Pyatt	7	14	50
1994	Marcus Barnes	2	7	35
1995	Shane Meyer	10	15	51
1996	Shane Meyer	9	18	43
1997	Shane Meyer	18	25	52
1998	Shane Meyer	12	19	52
1999	Lee DuBois	5	7	37
2000	Pat Wilson	11	16	42
2001	Pat Wilson	13	22	45
2002	Brandon Starks	3	6	27
2003	Brandon Starks	12	18	39
2004	Brandon Starks	14	17	45
2005	Spencer Webb	3	7	32
2006	Spencer Webb	9	15	44
2007	Marcelo Velazquez	9	14	37
2008	Mark Starks	10	13	42
2009	Aaron Jamieson	6	9	43

In the Beginning . . .

by Andy Sims -- Former Assistant Coach and Player, Central Missouri

Football is arguably one of the most popular sports in the world. Thousands of fans have packed stadiums every Saturday morning for the past 150 years. During the sports' early years, football changed considerably. In Warrensburg, Mo. college football underwent drastic changes between 1894 and 1902.

Football at Warrensburg Normal was without direction or supervision until physical education started to take hold on campus. Margaret Jones, instructor of English in 1892-93, was something of a gymnast, and under her direction some students organized into groups for gymnastic drills. This must have proved to be very tiresome for some of the male students who preferred to go outside and kick around an association football instead. From those innocent beginnings, the present day Mules football team was born.


It all began one fall day

According to Max Aber, "When autumn of 1894 came around, I was the Official Court Stenographer for this county; I hungered for foot ball. I went to

campus hoping to get in on a game; I found about a dozen husky students kicking a foot ball about the field. On inquiry I learned none of them knew nothing about real foot ball."

Aber was a native of Ohio, but moved to Indiana where he later attended DePauw University. According to a letter written by Aber, which was found on the back of an old picture, he had been both a manager and player on the DePauw football squad. "I had been Manager of the foot ball team which to that time had made the best record ever. My part as a player was not outstanding."

Despite Aber's status as a player, when the students learned he had been around the sport of football at another university, they asked him to assist them in organizing a team at the Normal.



Max Aber
Father of Mules
Football

Mules All-Time Roster

~ A ~

Adamczyk, Josh	2000
Adams, Butch	1962
Adams, Glenn	1983
Adams, Johnny	1967
Adams, Larry	1969
Adams, Randy	1981
Adams, Shawn	1989
Adkins, Larry	1964
Adkinson, Darren	1983
Adrian, Ron	1974
Ahearn, Kollin	2009
Alberswerth, Rob	1976-78
Albin, Jay	1993-97
Albin, Ken	1970
Alexander, Joe	1971-72
Alexander, Joe	1999
Alexander, Brad	1975
Alexander, Tony	2002-03
Aleshire, Glen	1960
Alkier, Dennis	1971
Allen, Leon	1968-70
Allen, Mike	1983-86
Allen, N	1960-61
Allen, Ray	1990
Allen, Roger	1960
Allen, Julius	2001-02
Allgeyer, Dan	2002
Allgeyer, Kevin	1987-89
Allison, Bret	1976
Allison, Kelly	1980-81
Allison, Reid	2007-09
Almaguer, Brandon	2003-04
Alumbaugh, Ryan	1994
Alvarez, Jeff	1993-96
Ament, Matt	1994-97
Anderson, Bill	1967
Anderson, Kelly	1978-81
Anderson, Roger	1970
Anderson, Troy	1977
Anderson, Sean	2000
Andrachick, Greg	1990
Andrews, Aaron	1992-93
Andrews, Adrian	1981-84
Andrews, Chris	1983-87
Angus, Ed	1960



Jerry Boyce - 1957-60

Anrtum, Curtis	1976-79
Argenziano, Carmine	1966-68
Armstrong, Billy	1967-68
Armstrong, Mike	1990-94
Armstrong, Ricky	2003-05
Arnold, Mike	1976
Arthur, Rick	1971
Ashcraft, Ryan	1999-02
Ashley, Charles	1968-69
Atkins, Calmez	1987
Atkins, Wayne	1966
Aubuchon, Nathan	1995
Auschwitz, Ted	1972-73
Austin, Creston	1989-93
Austin, Larry	1975
Ayres, Chris	1971
Aziere, Jim	1961-62

~ B ~

Bacon, Larry	1970
Bailey, Brian	1990
Bailey, Luke	1968
Bailey, Mark	1990
Baird, Russ	1966
Baker, Denny	1967
Baker, Dexter	1998
Baker, Mike	1979-81
Balagna, Jeff	1976-77
Ball, Andy	1999-00
Ball, Deonte	2009
Ball, Russ	1977-80
Ball, Ryan	1999
Ball, Shaum	1995
Ball, Ross	2000-02
Ballard, Brad	1991-92
Ballard, William	1985-86
Ballenger, Anthony	1989-92
Ballenger, Barry	1971
Bangali, Joseph	2009
Banks, Cooper	2002-05
Barbarick, Paul	1974-77
Barber, Bill	1985-86
Barber, Tenney	2003
Barfield, Ron	1989-90
Barger, Kevin	1994-95
Barker, Jim	1974
Barnes, Gary	1962
Barnes, Marcus	1991-94
Barnes, Mike	1976-79
Barnes, Neil	2005-08
Barnes, Ryan	2001-05
Barrett, Lamont	1997
Barrett, Lance	1992-96
Barrows, Jack	1973
Bartee, Conrad	1978
Bartley, Dennis	1974-77
Bartola, Mike	1977-78
Barton, Allen	1968
Barton, Leslie	1978
Bass, Kevin	1984
Bass, Raymond	1971-74
Batta, Curt	1994-95
Batts, Julian	2003-06
Baucum, Larry	1962
Baugh, A.J.	2004-07
Bauml, Don	1973-75
Bauwens, Jim	1981-84

Bayer, Gerald	1970
Beam, Ronnie	1961
Beattie, Dick	1960-61
Beck, Chad	1999
Beck, Cody	2008-09
Beck, Greg	1985
Beck, Jesse	2003
Beck, Tom	1966
Becker, Ryan	1994
Beckett, Steve	1986
Beebe, Jim	1986
Belger, Billy	1966
Belko, Ken	1964-66
Bell, Dennis	1969-70
Bell, Gary	1978-79
Bell, Roger	1981-82
Beneden, James	1967
Benhardt, Bob	1991-93
Bennett, Klint	1991-92
Benson, Mike	1976
Berger, Greg	1987-88
Berger, Peter	1970
Berger, Tom	1991-92
Bergeson, Andrew	2008-09
Bernskoetter, Wayne	1973-74
Berry, Diamond	2007
Berry, Greg	1985
Beruby, Tim	1972
Best, Chris	1994-95
Best, Tony	1988
Besthen, Don	1973
Biagiottia, Joe	1977-78
Bibbs, Robert	1972
Bickel, Randy	1973
Bickley, Dwayne	1983
Bisch, Carlos	2007-09
Black, Bruce	1966-67
Blackstun, Casey	1999-02
Blackwell, Kevin	1989-90, 1992
Blair, Chuck	1978-81
Blank, Ben	1996
Blase, Blake	1999-00
Blomster, Rob	1996-97
Boan, Dan	2009
Bochantin, John	1965
Bock, Wendall	1984
Bockhoff, Vince	1986
Boehn, Ray	1979
Boehringer, Brent	2007-09
Bohlmeyer, Daniel	1975
Boland, Tom	1965
Boles, Kody	2009
Boman, Stan	1969
Bonner, Gerald	1979-80
Books, Jon	2004-07
Bordenave, Aldon	1999
Borgman, Dan	1986
Bouie, Kenneth	1997-98
Bouknight, Jim	2004-05
Bowling, Robert	1968
Boyce, Jerry	1960
Boyd, Nick	1969
Boykin, Demetrius	1994
Bozarth, Gary	1962-63
Braden, Jeremy	2005-07
Bradley, Ward	1966
Bragg, Kevin	1982

Brandt, Dean	1981
Brandt, Phil	1987-90
Brannock, Bob	1981, 1983
Braselton, Rick	1971
Braselton, Steve	1970-71
Brassel, Curtis	1996
Bray, Brad	1999-00
Breden, Cory	1993-96
Breele, Marty	1979
Breit, Jason	2000
Bresette, Dennis	1988
Brewington, Steve	1973
Bright, Jordan	2004
Brisbon, Duane	1999-00
Briscoe, Ken	1973
Brixey, Mike	1988-93
Broadus, Wallace	1971-73
Broadnax, Ben	1984
Brokenkamp, Brad	1976-80
Brooks, Ryan	2008
Brotemarkle, Bill	1972-73
Brown, Andre	2002
Brown, Bill	1998-99
Brown, Casey	1985
Brown, Charles	1983-84
Brown, Chris	1980
Brown, Dale	1984-85
Brown, Dan	1976
Brown, Dave	2000
Brown, George	1973-74
Brown, Gerald	1985-87
Brown, Harold	1968-71
Brown, Jake	2005-06
Brown, Jason	2001-04
Brown, Jerome	1979-80
Brown, Joe	2001-04
Brown, John	1962
Brown, Justin	2006-07
Browne, Keith	1964-66
Brown, Mario	2003-04
Brown, Mark	1987-90
Brown, Mike	1990
Brown, Peter	2005-07
Brown, Ryan	2006
Brown, Todd	1986
Bruce, Phil	1962-65
Bruce, Nick	2001
Brumley, Ken	1966-67
Brummit, Jim	1967-70
Bruno, Tom	1970
Brunson, Nehemiah	2001
Bruto, Chad	2001-02
Bryan, Robert	1995-97
Bryant, Dallas	2004-07
Bryant, John	1971
Bryant, Michael	1968-69
Bryant, Randy	1975-77
Bubbett, Pat	1973
Buford, Bill	1983-84
Buford, Lent	1980-83
Bulloc, Robert	1972
Burbridge, Phill	1979
Burks, Mason	2002-03
Burnett, Don	1969-70
Burnett, Rod	1977-80
Burnside, Veantae	2003-04
Burr, Robert	1970-74

Busby, Bill	1972
Busker, Marc	1986
Buss, Kevin	1993-98
Butler, Imani	2005
Butts, Michael	1969-71
Byers, Jerome	1988
Byle, Harold	1963
Byram, J.D.	1998
Bryant, Dallas	2004-06
Burnside, Veantae	2003-04
Butterworth, Jace	2005
Byrd, Byron	1987-88

~ C ~

Caffey, Dan	2005-06
Caldwell, Henry	1990-93
Caldwell, Joe	1966
Caldwell, Will	2005-06
Campbell, Leroy	1962
Campbell, Robbie	2002-03
Campbell, Steve	1990
Canada, Damon	1990-92
Canatsi, C	1961
Cannon, David	2009
Cantrell, Jeremy	1987-88
Carlis, Marcus	1993
Carlock, Kelean	1983-85
Carlson, Brad	2005-06
Carlson, Richard	1967-68
Carmony, Jim	1986
Carney, Richard	1972-73
Carothers, Jerry	1962
Carr, Jimmy	1981-82
Carraway, Tom	1966-67
Carrier, Aaron	1987
Carter, David	1968
Carter, Greg	1976-79
Carter, James	1995
Carter, Joe	2009
Carter, Mike	1999-02
Carter, M	1961
Carter, Wayne	1994-95
Carver, John	1968
Casey, Kowin	1999
Casey, Mike	1973
Cason, Ivan	2005-06
Cassmeyer, Randy	1978
Cathey, Wayne	1968
Caulp, Terry	1976
Cavanah, Brett	2005-08
Cavanah, Chris	2005
Cavanaugh, Kevin	1973
Cecil, Robert	1969
Chalmers, Guy	1968
Chambers, Dana	1980-81
Chamness, Dave	1989
Chandler, Doug	1973-74
Chaney, Jim	1980-83
Chapman, Adrian	2005-08
Charlton, Don	1985
Charpie, Mike	1991
Chase, G	1960-61
Chase, Jay	1973
Chatman, Corey	2003
Chatman, Ed	1992-95
Cheever, Don	1961-64
Chicken, Robert	1976

"I assembled them, got them interested, and appointed myself coach and captain, thus organizing the first foot-ball eleven ever on Johnson County soil."


Of course, Aber was not able to organize a team by himself, so he called on the assistance of Nick M. Bradley, a former student and football player at the University of Missouri. With the help of Bradley, Aber developed the first football team at Warrensburg Normal.

The first football teams were made of both Normal students and local people from the town of Warrensburg. The first football game was played during the fall of 1894. "Aber's Colts" got off to a shaky start, losing to Sedalia's town team 72-6. Later that season during a game with Clinton's town team, Normal's Wycliff Ray suffered a broken leg. He became the first student-athlete to be injured representing Normal on the gridiron.

If you build it ...

Even though football fever had spread through the Normal school, it was not being given serious attention, and the lack of a worthy football field was one of the main reasons why.

Not everyone ignored the problems that faced this new football program however. In 1895, those sick with football fever organized the Athletic



The first football team in UCM (and Johnson County) history.



Steve Eckinger
1967-70

Clancey, Jim	1970-73
Clark, Abe	1961-63
Clark, Brandon	2009
Clark, Bryan	1987-88
Clark, Derrick	2002
Clark, Mike	1987-90
Clark, Milton	1963
Clark, Robert	1973
Clark, Rod	1982-84
Clay, Odie	1969
Claypole, Gary	1968
Clayton, Brian	1985
Clemons, Ira	1970-73
Clenin, Dave	1987-88
Clyburn, Mike	1977
Coates, Ed	1969-70
Coates, Harold	1968
Coaxum, Justin	2007-09
Cobb, Elijah	1988-92
Cofer, Greg	1981
Coffman, David	1966
Colclough, Willie	1979-80
Cole, Anthony	1988-89
Cole, Bruce	1985-88
Cole, Jeff	1975-76
Cole, Tony	1971
Coleman, Edwin	1986-90
Coleman, Kegan	2001-04
Collier, Paul	1960
Collier, Ron	1968-71
Collins, John	1962
Colvis, David	1978
Combs, Robert	1995-96
Compton, Scott	1982
Condrad, Mark	1979-80
Conner, Jimmy	2003-04
Conner, Shawn	1987
Connors, Kirk	1994
Cook, David	1975-78
Cook, Troy	1987
Cook, Walter	1978
Cook, Willie	1975
Cooper, Dennis	1972-73
Cooper, Jan	1964
Cooper, Jean	1964
Cooper, Keith	1981
Cooper, Matt	1999
Copp, Ryan	2005
Copridge, Craig	1984-87
Corbin, Cedric	2005

Corbett, Mike	1978
Corbin, Cedric	2006
Cornley, Gannon	1995
Corson, Dirk	1975
Cortner, John	1971
Corwin, Jim	1974
Corwin, Tommy	2007-09
Cosby, DeMarco	2007-09
Costan, Jim	1971
Cotton, Jerry	1995
Couch, Alan	1965-68
Coupe, Michael	1972-73
Covey, Dennis	1967-69
Cowan, Ariel	2003-04
Cox, Denny	1989-93
Cox, Herschell	1974-76
Cox, Lloyd	1966
Cox, Robert	1970
Cox, Shawn	2007-09
Cox, William	1960
Coy, Jerry	1962
Coy, Vernie	1972
Crane, Jim	1961-63
Crane, Lyle	1965
Crenshaw, Roy	1972
Cridler, John	2003
Croce, George	1966
Crosby, Covell	2003-04
Crosby, Kevin	1973
Crouthers, Jerry	1960-61
Crowe, Pat	1975-78
Cullom, Anton	2008
Culp, Clarence	1967-68
Culp, Ron	1969-70
Culp, Terry	1974-77
Cummings, Dennis	1967
Cunningham, Duane	1983
Cunningham, Herrick	1980-81
Cunningham, Mike	1987
Cunningham, Pat	1985-88
Curlis, Marcus	1994
Curnes, Lanny	1983-85
Curtis, Bennie	1991
Czerniewski, Eric	2006-09

~ D ~

D'Alesio, Jim	1960-62
Dahman, Doug	1983-87
Dalton, Jeff	1983
Danieley, Larry	1967
Daniels, Danny	1966-67
Daniels, Kelly	1985
Darden, Wylie	1984
Darris, Walter	1986-89
Dausman, David	1995
David, Dick	1979
Davidson, Jamal	1997
Davidson, Rusty	1966-67
Davies, Ric	1983
Davis, Cable	2000
Davis, Jake	1998
Davis, Jeff	1998
Davis, John	1997
Davis, Jon	1998
Davis, M.V.	1983
Davis, Mark	1974-77
Davis, Mike	1985
Davis, Shadrack	1968-70
Davis, Shon	1989
Davis, Steve	1980
Davis, Steve	1991-92
Davis, Travis	2006

Davism Darren	1985
Dawe, Jon	1984-86
Dawson, Bill	1961
Deal, Floyd	1968
Dean, Keith	1987
Dean, Kenneth	1987
Dean, Stinson	2007
Defreese, Randy	1976
Delphia, Steve	1970
Delviscio, Richard	1966
DeMarco, Chris	1981-83
DenDekker, Bill	1981-84
Denison, Jeremy	2003
Denney, Pat	1985-88
Dennis, Tom	1971-72
Dent, Reggie	2005
Depre, Ron	1966
Devoe, Todd	2001-02
Dias, Perry	1966
Dick, David	1978-81
Diefenbach, John	1973-75
Diekman, Kirck	1976
Dienfenbac, John	1976
Diepenbrock, Kevin	1998
Dill, Carl	1967
Dillon, Mike	2005-08
Dilworth, Reggie	2009
DiMatteo, Guy	1966
Dinger, Larry	1960
Dinsdale, Kevin	1979
Divine, Craig	1991-95
Dixon, Marcus	1976-79
Doan, Jim	1979
Dodson, David	1972
Dolitsky, Mark	1986
Doll, Dustin	2000-02
Dollins, John	1973
Dombrowski, Damon	1998
Dominick, Mike	1987
Donahue, Jim	1965
Dooley, Jim	1981-84
Doolittle, Harold	1972
Dotson, LaVance	2006-09
Doty, Barry	1982-84
Doty, Jerry	1968-69
Doug, Leslie	1989-90
Douthit, Stephen	1977
Douthit, Steve	1976
Dowling, Tom	1977-78
Downs, Tim	2003
Drummond, Wesley	1991-92
Dubbert, Pat	1970-72
DuBois, Lee	1996-99
Dubray, Kyle	2002-03
Dudley, Adren	1998
Duggan, Mark	2003
Dujakovich, Tim	1978
Duncan, Ralph	1985
Dunkle, Keith	1989
Dunkel, Mike	1967
Dunn, Orlando	1999
Durant, Robert	1968-71
Durio, Robert	1972
Dust, Steve	1972
Duval, Dan	1978
Duvall, Tom	1977
Dye, Lance	1988
Dye, Mike	1978
Dyer, Taylor	2008-09
Dyer, Todd	1983
Dynan, Mark	1977


~ E ~

Eagan, Richard	1963-66
Eakle, David	1984
Earl, Billy	1982
Ebert, Mike	1976-77
Ebert, Tyler	2009
Ebner, Bob	1972
Echols, Dan	1985
Eckinger, Steve	1967-70
Edenfield, Jeff	1991-92
Edson, Don	1967-70
Edwards, Jeff	2002-03
Egan, Brian	1986-88
Ehase, Steven	2005-08
Eidson, Steve	1983-86
Eikenbary, Brian	1990-91
Eikermann, Terry	1976-78
Ejilika, Valentine	2000-01
Eklund, Kenneth	1972
Eklund, Mike	1973-74
Eley, Elliott	1985-88
Eley, Fred	1974
Elis, Randy	1984
Elko, Don	1965-66
Ellis, Brad	1996
Ellis, Randy	1985
Elmore, Burt	1973-75
Elmore, Don	1985
Elzie, Andy	1996
Emel, Aaron	1999-01
Emison, Gerald	1962-65
Enderle, Tim	1983
Engelmeier, Gary	1971
Epp, Justin	1997
Epps, Herschel	1960
Eske, Jim	1971-72
Eske, Steve	1973-76
Ester, James	1980
Esters, James	1981
Estes, Tracy	1979-82
Eubank, Mike	1970
Eubanks, Kim	1976-78
Evans, Alonzo	1977
Evans, Jason	1987-88
Evans, Tom	1983-86
Evans, Manny	2001-03
Everley, Jim	1966

~ F ~

Faddis, Brooks	2005-06
Fairbanks, Brian	1981-83
Fairclough, Max	2007-08
Fansher, Danny	1996-97
Fansher, Greg	1984-86
Fansher, Mike	1992-94
Farias, Tony	2009
Farr, Robin	1972
Farris, Dennis	1989
Faulkner, Todd	1993-97
Felder, Robert	2005
Feldmeier, Tom	1980
Fellows, Randy	1967
Ferguson, Reggie	1982-84
Fetherlin, Rich	1979-82
Fevold, Mitch	1998
Fields, Tom	1969-72
Fifer, Scott	1997
Fine, Brian	1984
Fine, Jeff	1972-75
Fine, Mark	1976
Finke, Melvin	1984-88
Finley, Ronald	1968

Finn, Conner	2005-06
Fisher, Michael	1961
Fisher, Robin	1980-84
Fitzgerald, James	1974-75
Fiuangathetau, Peni	2009
Flanagan, Tom	1977
Flannigan, Shawn	1994-96
Fleeman, Jay	2001-04
Fleming, Joe	1968
Fletcher, Darold	1993
Flick, Tom	1999-02
Flint, Devree	2001
Florine, Ron	1990-94
Flowers, Larry	1972-73
Floyd, Jason	1992-96
Floyd, Mike	1978-80
Floyd, Tony	1983
Flynn, Ben	1996-97
Flynn, Jack	1975
Flynn, John	1974
Foerstchry, Dick	1962-65
Foertsch, Dick	1966
Folsom, Bob	1966-67
Ford, Courtney	2003-06
Ford, Dexter	1998-99
Ford, Jamey	1979-80
Ford, John	1974
Foreman, Danny	1967-68
Forness, John	1966
Forniss, Clinton	1970
Foster, Bill	1976-79
Foster, Darren	1983
Foster, John	1981-82
Foster, Perry	1979-80
Foster, Shannon	1997-99
Foster, Spencer	2005-07
Foster, Todd	1983
Fowler, Don	1966
Fowles, Glen	1993
Fraizer, Marcus	1991
Fraley, Matt	2006-07
Francis, Keith	1967
Frankel, Matt	2004-07
Fredrickson, Ford	1963-65
Freeman, Logan	2009
Freeman, Marcus	1996
Freeman, Rick	1972-75
Freeman, Steve	1973-76
French, Bob	1981-83
French, Chuck	1962
Fritsche, Don	1976-78
Fritsche, Randy	1978



Perry Foster
1979-80

Association on campus, hoping it would help to improve football at Warrensburg Normal. Its first goal was to secure the much-needed athletic field. The athletic field had to be located on campus, but the campus was filled with trees. John D. Donlap, president of the Association, went to talk with George Osborne, president of Warrensburg Normal from 1876 to 1898 about cutting down trees to clear space for the athletic field. Osborne did not think that physical education had any place in higher education, but he eventually gave in and agreed to have a few trees removed from the campus.

The students already had a small field, and the few trees that Osborne was willing to let go were not enough to allow the football team ample practice space. Dunlop organized some men who liked sports and told them to come to the field ready to do some manual labor. While the faculty was away in a meeting, the boys, armed with appropriate equipment, cut down the trees agreed upon by President Osborne, but they did not stop there. They also decided to extend their work until a sizeable area had been cleared. When the faculty and the president came out of their meeting, they could not believe the amount of land the boys had cleared. President Osborne was furious, but no one was expelled. The field started from the present day Administration Building and extended south to where Morrow and Garrison gymnasiums currently stand.

Frost, Clark	1964-68
Frusco, Tony	1968-70
Fuchs, Dave	1979
Fuller, Gerland	1960
Funesti, Rich	1977-80
Furey, Bernie	1980-81

~ G ~

Gabbert, Kieth	1983-84
Gabler, Greg	1977
Gagliardi, James	2009
Gain, Luther	1963
Gallagher, Joe	1981
Gammon, Terry	1971-73
Gangi, Matt	1979
Garrison, J.	1961
Gasaway, Kieth	1981
Gastonow, R	1960
Gauntz, Jeff	1978
Gensener, Jamie	1994
Genge, Mike	1995-98
Genge, Rob	2001
Gentile, Frank	1976
Gibson, Sam	2004-06
Gieringer, B	1961
Gieringer, Michael	1960
Gigliotti, Matt	1999-00
Gilbert, Brent	1995-98
Gilbert, Gregg	1989-91
Gilbert, Paul	2000
Gilbertson, Jason	1990
Gilchrist, Chris	2007-09
Gile, Dennis	2001-02
Gilgour, Hagler	1995
Gilgour, Kevin	1993-94
Gilliard, Mike	1969
Gilmore, David	1991-92
Ginavan, Kyson	2009
Ginn, Brett	2009
Giokaris, Jim	1977-79
Givens, Edgar	2007-08
Givens, Gary	1965-67
Givens, Willie	1984
Glass, Mike	1987-90
Glauert, Paul	1986-90
Glendenning, Jason	1991
Glose, Jacob	2006-07
Gnagi, Matt	1978
Godfrey, Bernard	2002
Godsey, Roger	1963
Golden, Quintin	1993
Goldfine, Henry	1961
Goldman, Floyd	1967
Good, Chuck	1972
Gooden, Donnell	1988
Goodwin, Pat	1978-81
Gore, Jason	2006
Gore, Justin	2006-09
Goos, Nick	1999-00
Gorman, Carl	1970
Gourley, Tim	1972
Gower, Zain	2008-09
Grace, Darryl	2003-05
Grace, George	1964
Graham, Jason	1998-99
Graham, Mario	1983-85
Granger, Kevin	1977
Graves, Justin	2003
Gray, Keith	1975-77
Gray, Pat	1974-75
Gray, Theodous	1977
Graziano, Bobby	1984

Green, Bill	1964-65
Green, Ed	1961-65
Green, Jeff	1983
Green, Kyle	1999
Green, Lawrence	1969
Green, Randy	1979-80
Green, Roderick	2002-03
Green, Tim	1985
Green, William	1966-67
Greene, Carlos	1973-75
Gregory, Craig	1979
Gresham, Bill	1982
Grey, Keith	1978
Grey, Theodous	1978
Grissel, Matt	1999-01
Griffon, Don	1981
Grillo, Ray	1967
Grimes, Phil	1983-86
Grimsley, Tim	1979-80
Grizzell, Jim	1969
Groce, George	1965
Groenke, Dale	1976-79
Grooms, Larry	1990
Grosko, Brad	1962
Grove, Dan	1977-78
Grover, Carlos	1988-90
Groves, Daryl	1970
Grubb, Ben	2001-02
Grubb, Joe	1989-92
Guice, Bob	1967-69
Guillory, Bobby	2008-09
Gunderson, Kurt	1984
Gunselman, Mike	2005-08
Gurney, Jim	1988
Guyton, Micah	2005
Guzman, Greg	2005

~ H ~

Hackensmith, J.	1960
Haag, Tom	1972
Hagler, Brandon	1994-97
Hahne, Dale	1976-80
Hainey, Steve	1974
Hairston, Deno	1991-95
Hale, Mark	1974-77
Hale, Toby	1983-84
Hall, Brett	2000
Hall, Bryan	1985-87
Hall, Mark	1977
Hall, Robert	1970
Ham, Braden	2008-09
Hamiel, Ron	1986-87
Hamilton, Sean	1998-99
Hamilton, Jason	2004-05
Hammond, Chuck	1976
Hammons, Jeff	1980
Hampton, Roger	1962
Hancock, John	1978
Hanna, Colin	2009
Hanna, Everett	1975-76
Hannah, Larry	1971
Hannon, Everett	1976-77
Hanson, Victor	1977
Hardiamn, Charles	1977
Harmon, Tim	1990-91
Harper, Rufus	1962
Harrell, Rodney	1994-96
Harris, Dave	1974-75
Harris, Dominic	1981
Harris, E.J.	1977
Harris, Earnie	1969-73
Harris, Frazier	1982




Dane Henningsen
1974-77

Harris, John	1974-78
Harris, Robert	2005
Harris, Terry	1985
Harris, Tommy	1996-00
Harrison, Craig	2007-08
Harrison, Douglas	1967
Hart, John	1968-69
Hart, Tom	1984-88
Hart, Troy	1989
Hartong, Timothy	1961
Hawkins, Rod	1988
Hayden, Craig	1983
Hayden, Tim	1977
Hayes, Bernard	1991
Hayes, Gary	1967-68
Haynes, Bill	1972
Haynes, Mark	1975
Haynes, Richard	1966-69
Hayes, Tom	1961
Hays, Brandon	2000-01
Hays, Frank	1980-83
Headen, Tim	1987-89
Headrick, Andy	1977
Head, Matt	1995
Hedrick, Gerald	1960-61
Hedrlington, Kenny	2009
Heerman, Kim	1974-75
Hefner, Micah	2004-05
Heimsoth, Dave	1972
Heiskell, Jamison	2003-04
Helland, Jay	1972-75
Henderson, Darius	2009
Hendrix, Keith	1962-66
Henley, Carl	1966
Hennigh, Jason	1998-99
Henningsen, Dane	1974-77
Henry, John	1983
Herbert, William E.	1967
Herman, Ron	1966
Hernandez, Paul	1974-78
Hernandez, Rico	1990-91
Herold, Tom	1980-83
Hertzog, Mark	2006
Hertzberg, Chris	1989-90
Hessel, Keith	2006
Hetro, John	1985-87
Hewitt, Brad	1978-81
Hickem, James	1984
Hicklin, Robert	2006-09
Hickman, David	1988
Hicks, Kevin	1972

And the development continued

In 1896, even without much attention from President Osborne, the boys had firmly established football at Warrensburg Normal. The football team, as in previous years, was composed of Normal students, coaches, faculty and some townspeople. This combination of players led to frequent fights among the members of the team. The Normal boys got together and decided townspeople should not be allowed on the team. This decision did not go over very well with the townspeople, who wanted to play, but did, however, set the standard for who would be allowed to play at Warrensburg Normal.



Archie B. Wilson - Quarterback, 1896

Hicks, Monroe	2003
Highfill, Todd	2003
High, Jeff	1981-83
Hilgedick, Don	1968-70
Hilgendorf, Bill	1975
Hill, Roger	1973-75
Hill, Scott	2009
Hoaglund, Brad	1979-80
Hobbs, Bill	1970
Hockensmith, Jack	1961-63
Hocker, Troy	2000
Hodel, Brian	2006
Hodges, Andy	2001-05
Hoefflicker, Russell	1972
Hoehne, Jon	1966-70
Hoehne, Lon	1978-09
Hofer, Jordan	2008-09
Hoff, R.	1961
Hogan, Derrek	1999
Holbert, Josh	2009
Holden, Jeff	2000
Holland, Rod	1999-01
Holleman, Gary	1980
Hollingshead, Frank	1973-74
Hollingshed, Mike	1976
Holloway, John	2008-09
Holloway, Rockey	1969
Holmes, Craig	1985
Holmes, John	1999
Homing, Bill	1966
Hood, Eston	1973
Hooks, Nathan	1967-70
Hooper, Jeff	1976-77
Hooper, Pat	1980-83
Hooper, Chris	2002
Hopkins, Chad	1987-89
Hopkins, Scott	1984-88
Horned, Jeff	1981-84
House, Rick	1970-74
Howard, Don	1971-73
Howard, Mark	1973
Howard, Steve	1971-74
Hubbard, Tywon	2009
Hubber, Jerry	1961-62
Huddleston, Chris	1994-96
Hudson, Andrew	1972-73
Hudson, Mark	1991
Hudson, Matt	2003
Huff, Steve	1983-85
Huffman, David	1963-66
Hughes, Reggie	1962
Hughes, Tom	1974
Hulet, Mark	1984-87
Hulse, David	1987-89
Humphrey, Willie	1973-74
Hunsperger, Harold	1967
Hunter, Mike	1985-89
Hursman, Carl	1962-64
Hursman, John	1963-66
Hursman, Thomas	1965-66
Hurt, Jeff	1974-75
Huskisson, John	1984-86
Hutchings, Dale	1961-62
Hutchings, Richard	1961
Hutchings, S.	1960
Hutchison, Doug	1992-94

~ I ~

Idelfonzo, Bob	1961-62
Ingle, Mike	1981-82
Irvin, Thomas	1972-76
Irving, Ted	1962

Irwin, Lee	1994
Ishmael, Justin	2003

~ J ~

Jaben, Miles	2008-09
Jackson, Anthony	1977
Jackson, Anthony	1995
Jackson, Chris	2006
Jackson, Dennis	1972
Jackson, Earl	1979
Jackson, Frank	1978
Jackson, Jerry	1983
Jackson, Jim	1979-80
Jackson, Phil	1983
Jackson, Rich	1989
Jackson, Tom	1992-93
Jackson, Trey	2009
Jacobsen, Matt	2005-06
Jadiot, Randy	1971-72
James, Reggie	1969-72
James, Steve	1998
Jamieson, Aaron	2009
Jankowski, Reggie	1979
Jarett, Wilson	1988
Jarett, Frank	1975
Jefferson, Larry	1994-96
Jeffries, James	1966
Jenkins, Kevin	1987-88
Jensen, James	1973
Jepson, Brent	2006
Jesse, Jeff	1960-61
Jessen, Jay	2007-08
Jiles, Luke	1999-01
Jilles, Andrew	2005-06
Jimenez, Edgar	1974
Johanningmeier, Art	1966
Johnson, Aaron	1986
Johnson, Alvin	1986-88
Johnson, Anthony	1998
Johnson, Bruce	1960
Johnson, Bob	1966-70
Johnson, Bobby	1994
Johnson, Calvin	1984-86
Johnson, Colin	2003
Johnson, Curley	1991
Johnson, Doug	1988-89
Johnson, Ernie	1972-75
Johnson, Gregg	1980
Johnson, J	1961
Johnson, Kevin	2009
Johnson, Larry	1960-63
Johnson, Larry	1967-68
Johnson, Leonard	1983-85
Johnson, Lucius	1983-97
Johnson, Mark	1983
Johnson, Marlin	1992-96
Johnson, Nick	2004-05
Johnson, Ward	1977-78
Johnson, Gary	2002
Johnson, Joe	2000-01
Joiner, Dan	2001-02
Jones, Andre	2005
Jones, Billy	2002
Jones, Bruce	1975
Jones, Dan	2001
Jones, Gail	1970
Jones, Gaylon	1973-74
Jones, Kevin	1999
Jones, Landon	1981
Jones, Quincy	1999
Jones, Rod	1977
Jonston, Tim	1976

The 1897 and 1898 teams plodded along through their seasons, playing some larger schools such as the Universities of Kansas and Missouri. Despite some strong showings against prestigious opponents, football still received little attention until the Normal officially installed physical education in 1899.

Physical education developed at Normal when financial troubles caused Dr. George Howe, president of Warrensburg Normal from 1898 to 1901, to ask for a physical education director and football manager. The school accepted former athletic standout Joseph Ferguson. Ferguson had been a good player in football, but it was in track that he really excelled. He established track on the Normal campus by organizing the first track team in 1895. That year he went to Missouri University for its annual field days where he dominated the competition. He almost broke the state record in the long jump on the way to winning four events. Ferguson left after graduation, but returned in 1899 to become the school's first Director of Physical Education and also manager of all athletic teams, despite having only had one season of football experience.

Ferguson takes charge


In spite of his limited knowledge of the game, Ferguson and his charges got off to a strong start in 1899. Recognizing he would need more knowledgeable

men to help him continue to succeed, Ferguson took subscriptions from townspeople and paid a professional to coach the team.

The Warrensburg Normals had played the University of Kansas in previous years, but now they were not looking for a game from the Jayhawks. Instead, they needed a coach. They found Arthur St. Leger Mosse. Mosse had been a star guard and a punter at Kansas University for four years. Ferguson made a deal that would pay Mosse \$150 dollars for the next three weeks.

Under the guidance of Coach Mosse, the 1899 football team played six games and lost only one to the University of Missouri. The biggest win that year came when the Normals took on the Haskell Indians of Lawrence, Kan. Most of the boys on that '99 squad had never played in a game before that year, and some had not even seen one. The Haskell Indians went on later that year to win the Kansas State Championship. Opposite Mosse on the Indians' sideline was Coach "Shorty" Hamill. Hamill had been the other four-year starting guard at Kansas University when Mosse played.

During the first few minutes of the game, the Normals' halfback received a concussion from one of his own players, but continued to play. According to Ferguson, "That halfback was crazy--even more so than usual." While dazed, the player scored twice, but did not know until he regained his senses and the



Steve Oberweather
1975-78

Jordan, Craig	1979-81
Jordan, Matt	2009
Jordan, Vince	1988-92
Jost, Joe	1994

~ K ~

Kahle, Roger	1967-69
Kaiser, Joe	1995
Kaiser, Paul	1993-97
Kalish, Jim	1972
Kanzler, Dan	1992-95
Keefe, Patrick	1963
Keefe, Sean	1990
Keeton, Joe	1960-61
Keith, Charles	1963
Keller, Jerry	1960
Kelley, Corey	1997
Kelley, Eugene	1984
Kendall, Ken	1983-84
Kennedy, Mike	1964
Kennedy, Tom	1970-72
Kennedy, Chase	2002-03
Kennish, John	1966
Kessler, Dick	1961-62
Kessler, Rick	1975
Ketcham, Tim	1986-88
Key, Alan	1985-86
Key, Gary	1970
Kiely, James	1984
Kietzmann, Brian	1998-99
Kimberlin, Bill	1970
Kincaid, Bill	1976
King, Devin	2009
King, Hulas	2009
King, Julius	1984-85
Kirkendall, Ralph	1960
Kistler, Tim	1990
Kitzmilller, Rick	1983-84
Klein, Rodney	1984
Kline, Mike	2001
Klote, Scott	1991
Knievel, Daniel	1974
Knight, Evan	2009
Knotts, Donnie	2006
Kobylynski, Paul	1983
Koecher, Tim	1976
Koechner, Kirk	1975
Koetting, Blake	1991-93
Kohler, Andy	1983-86
Kohrs, Brian	1974-75

Kokrda, Kevin	1976-77
Koob, Ryan	1998-99
Koontz, Craig	1997-98
Korman, Dave	1966-67
Korodi, Toby	2005-06
Kostrzewa, John	1990-91
Kozlen, Wayne	1972
Krause, Jody	1991
Krause, Mark	1986
Krause, Robin	1980
Kreter, Layne	2006-09
Krug, Don	1967
Kruse, Kevin	1993-94
Krysl, Mike	2005-06
Kukuljan, Bob	1965
Kunz, Thomas	1960-61

~ L ~

LaBoube, Craig	2001
Lacey, Ron	1966-67
Lackey, Michael	2006
Laird, Jeff	1985-86
Lamb, Tom	1978-80
Lamberson, Mike	1979-80
Lampkin, Derek	2005-08
Landstra, Matt	2004-06
Lane, H	1960-61
Lane, Les	1961-62
Lane, Steve	1985-86
Laney, Mark	1974
Lang, Don	1967-68
Langley, Jeremy	1996-97
Larimore, Scott	1978
Larsh, George	1963-66
Larson, Joe	1965
Lashley, Phillip	2009
Lathrop, Tim	1980
Laursen, Bill	1971
Laursen, Mike	1974
Lawrence, Carl	1990-93
Lawson, Bob	1966
Lawson, David	1987-90
Lawson, Joe	1966
Layton, Craig	1986-87
Leach, Mark	1974
League, William	1998
Lebersworth, Robbie	1975
Lee, Chris	1961
Lee, Michale	1975
Lee, Gary	1970
Leepfer, Jed	1998-01
Lefholz, Kennan	1972
Leka, Mike	1967
Lentz, Bruce	1983
Leonard, Bill	1965-66
Leukenhoff, Tim	1983
Lewis, Artwin	1983-84
Lewis, Chris	1981-84
Lewis, Craig	1983
Lewis, Curtis	1981-83
Lewis, Donald	1960
Lewis, Fred	1981-83
Lewis, Patrick	2009
Lewis, Rick	1966
Lewis, Scott	1986-87
Licklider, Dennis	1970-71
Liggins, LaDon	1969
Light, Ted	1962
Ligons, Travis	1987-88
Lilenkamp, Adam	1995
Limbrick, Jon	1997-98
Limbrick, Wayne	1997-98
Lindell, Mark	1981-82


Lindquist, Jon	2002-05
Lindsay, Joe	1966
Lingard, Ray	1989-92
Link, Troy	1988
Lipcomb, Barry	1972
Litteken, Eric	1992-96
Lively, Michael	1968-70
Livingston, Rob	1978-79
Lizar, Travis	2002
Llewellyn, Tom	1984
Lodes, Ray	1967
Loeffelman, Chad	1995-96
Long, Todd	1988
Lorenzini, Jerry	1962
Loughman, Chad	1993-94
Love, B	1961
Loveland, Scott	1981-84
Lowe, Charles	1976-78
Lucas, Ken	1970
Luck, Pat	1973-76
Luebbert, Randy	1988-90
Lumpkin, Jacob	2006
Lunt, Chad	2001
Lutes, Chris	1987
Luther, H	1961
Lutterman, Mike	1977-78
Lutz, Mike	2005
Lybarger, Alan	1979-80
Lybarger, Ron	1975-76
Lybarger, Ron	1977
Lyman, David	1972
Lynch, David	1974
Lynch, Steve	1975
Lynch, Tim	1972-75
Lyon, Rick	1990
Lyons, Herman	1997-01
Lyons, Richard	1971
Lyons, Trent	1994

~ M ~

Maack, Greg	1981-82
Mabee, Donald	1967
Mack, John	1968
MacLachlan, Rusty	1982
Maclin, L.A.	1996
Madison, Ben	1975-76
Maginley, Les	1988-91
Mahan, Dan	1979
Main, Art	1960
Majewski, Bob	1961
Mallady, Brian	1981-83
Mann, Ed	1976-79
Mann, Jerry	1974-77
Manning, Robbie	1975-77
Mannino, Ed	1974
Manson, Kor' Ree	2008-09
Mantermach, Mike	2008-09
Marchetti, George	1960-61
Marinan, Mike	1976
Markowitz, Billy	1990
Marley, Alan	1974
Marshall, RoShawn	2005
Martin, B	1961
Martin, Brian	1990-91
Martin, David	1982-84
Martin, Marquis	1996-97
Martin, Mike	2007-09
Martin, Wes	1980-83
Maschmeyer, Kevin	2005-07
Mason, Henry	1974-77
Mason, Matt	1980
Mason, Seth	2006-07, 09

Mason, Chris	2009
Masterson, Ivan	1997
Mastroianni, Greg	1968-70
Mathenia, Jim	1962
Mathews, Mark	1981-82
Mauger, Dave	1966-67
Mauler, Keith	1965-66
Maune, Travis	1998
Maxwell, Ted	2002-06
Mayberry, H	1960
Maybrey, John	1975
Mayfield, Matt	2009
Mays, Byron	1990-94
Mazar, David	2005-07
McAllister, Brad	1993-94
McAtee, Chad	1994
McCabe, Joe	1991-94
McCall, Jim	1970
McCann, Bill	1966-68
McCartney, Jason	2004-07
McClain, Randy	1988-90
McClenton, Frank	1987-88
McClure, John	1983-85
McConnell, Leroy	1991-94
McCrite, Cassidy	2000-02
McCubbin, Roy	1972
McCullar, Buddy	1965
McCurdy, Jeremy	2005-06
McCurran, Mike	1974-76
McCutcheon, Shawn	1999-2000
McDaniels, Curt	1967
McDonald, Casey	1994-95
McDonald, Kevin	1983
McDuffie, Rod	1981
McElwee, Tim	1972
McElyea, Glenn	1968
McGee, Mick	1966
McGinley, Jared	2003
McGowen, Freddie	2005-06
McGraw, Bob	1969
McGraw, John	1961
McGrew, Richard	1967
McGuire, Dan	1999-00
McIntosh, Orlando	1989
McIntyre, Donlee	1983-86
McIntyre, Mike	1973-74
McIntyre, Sean	1992-93
McIntyre, T	1961
McKee-Linzie, Darien	2009
McKiernan, Jeff	1996
McKinnis, Brad	1982-83
McKnight, David	1983-86
McIntyre, Mike	1975-76
McMillian, Rick	1969
McMillian, Tim	1969
McMullen, Mark	1976
McMurray, Demetri	2001
McNutt, Durand	1998
McPherson, John	2002-04
Meek, Randy	1971
Merrifield, R	1961
Meyer, Clay	1963
Meyer, Shane	1995-98
Meyers, Jim	1962
Michaelis, Ken	1990
Michals, Larry	1967
Michals, Tom	1975-76
Mickens, James	1972
Middleton, Doug	1980-83
Middleton, Sean	2009
Millard, Marty	1976-77
Miller, Anthony	1997
Miller, Brian	1987

Miller, Derrick	1996
Miller, Gary	1971-73
Miller, Lynn	1972
Miller, Ray	1972-75
Miller, Lamar	2000
Miller, Rusty	2000-01
Mills, Gene	1975
Milner, Glenn	2007-08
Mindrup, Shawn	1997-01
Miner, Kenneth	1966
Minford, Andy	1999-02
Minshew, Cory	1996
Mirikitani, Ron	1961-63
Mitchell, Zach	2002
Mix, Curtis	1966
Moles, Kyle	2003
Monachino, Ono	1981-82
Monroe, Arnel	1985-86
Montgomery, Gary	1983
Moody, Leon	1992-94
Moomau, Dustin	2005
Moore, Dan	1998-02
Mooney, Adolphus	1962-65
Moore, Gerald	1981-84
Moore, Joe	1988-91
Moore, Larry	1967-68
Moran, Tom	1969
Moreno, Bob	1976-79
Morey, Bill	1962
Morley, Charles	1960-62
Morlock, Doug	1965
Morgan, Jay	1970-72
Morgan, Jay	1978-81
Morgan, Jeremiah	1989
Morgan, Jerome	1987-89
Morlok, Doug	1966-67
Morlok, Garry	1968
Mornes, Michael	1986
Morris, Bill	1980-81
Morse, Edward	1997-98
Morton, Bob	1983
Morton, Danny	1966-70
Morton, Jimmy	1966-67
Moss, Eddie	1967
Moss, Mike	1987
Moye, Willis	1993
Moyer, Rick	1998-01
Mueller, Jacob	1991
Mueller, Larry	1977-80
Mullis, Bill	1973-76



Kevin Nickerson
1998-2001

quarterback told him. The Normals scored one final time on a zany ninety-yard punt play, and the final tally was 17-5 in favor of the Normals. Mosse received his victory for his school and some bragging rights for himself against his old teammate Hamill. Without a doubt, the 1899 squad overcame much adversity and could serve as an inspiration to all future teams that believe the obstacles before them are too great to overcome.

A new century, and a new enthusiasm

The first Normal team of the 20th Century made a statement that football was in Warrensburg to stay. With the '99 season in the past, the Warrensburg Normals looked ahead to the upcoming year with a lot of enthusiasm. However, the 1900 season saw many key players out from illness and injury. Despite the physical struggles, the group of boys, along with Coach Mosse, posted a winning record of seven wins and four losses. With two years of triumph over a formidable opponent called adversity, the young team was filled with confidence. That confidence combined with the hopeful return of many key players made the upcoming 1901 season very promising.

In 1901, Coach Mosse was expected back, but instead left for a chance to play with one of the first professional football teams in Pittsburgh, Penn.


Munsterman, Chris	2000-2002
Murillo, Paul	1983
Murphy, J	1961
Murphy, Mark	1981-82
Murray, Bryce	2009
Murrell, Joe	1970-71
Musser, David	1976
Myer, Phill	1979
Myers, Jon	1974-76
Myers, Jonathan	1977
Myers, Wil	1984-86

~ N ~

Nadeau, Randy	1988-89
Nady, Chris	1981
Napierala, Dan	1961-63
Nawrot, Paul	1994
Nay, Tyler	2005-08
Neber, Ron	1962
Neinhous, Jim	1987
Nelson, Zac	1995-97
Nesbitt, Kellen	2002-06
Nesbitt, Ryan	2007-08
Neuenschwander, David	1994-97
Newberry, Cecil	1970
Newman, Tim	1986
Newton, Daryl	1980
Nickelson, Dennis	1972-73
Nickerson, Kevin	1998-2001
Nienhaus, Jim	1988-91
Nilsson, Brad	1977-78
Nixon, Steve	1969-72
Nixon, Van	1975
Nichols, Palmer	1960
Noland, Michael	1960-61
Nolting, Robert	1963
Nussbeck, Pat	1999-02

~ O ~

O'Bryon, Dennis	1972-73
O'Donnell, Francis	1984-85
O'Neill, Ray	1964
O'Sadnick, Kevin	2000-02
Oberweather, Steve	1975-78
Ochsner, Matt	2004-07
Odgen, Jeff	1991
Oehrke, Terry	1981-82
Odgen, Jody	1988



Anthony Simpson
1994-95

Oghenejobo, Ovie	2009
Ogilvie, David	1977
Oldham, Randle	1978-80
Ollison, Rob	1989
Oliver, Kenneth	1960
Oppenheim, Dick	1968
Oppenheim, Richard	1967
Orlando, Mike	1995-98
Osborn, Dick	1975
Owens, Mark	1972
Owens, Michael	1988-89

~ P ~

Pack, Gene	1961
Paden, Darrell	1971
Paine, Scott	1979
Palelei, Lee	2002-04
Palmer, Rod	1986
Papaz, Tom	1991-94
Pardue, Jim	1977
Park, Doug	1972
Park, Robert	1963-65
Park, Rob	1989-93
Park, Todd	1995-96
Parker, Duane	1987
Parker, Jason	1987
Parker, Karl	2007-09
Parker, Mike	1987-90
Parker, Ronald	1972
Parks, Adam	2007-09
Parks, Anthony	2007
Parks, Kelby	2008
Parks, Larry	1963
Parsons, Richard	1963
Patrick, Ricardo	1976
Pate, Mike	1981-82
Patrick, Dennis	1979
Patrick, Ricardo	1974-75
Patridge, R	1960
Patterson, Calvin	2008-09
Patterson, Ed	1980
Patterson, Rick	1971-74
Patton, Dustin	2002-05
Payne, Kirk	2006
Paxton, Brian	1993
Pearcy, Robert	1990
Pearson, Edmund	1968
Pearson, Keith	1985-86
Pearson, Scott	1969-71
Pearson, Walter	1966
Peck, Brandon	1991-93
Pemberton, Sam	1979-81
Pená, Vance	1989
Penn, Bob	1960
Penson, Rodney	1987
People, Mark	1986-90
Perkins, David	1983
Peter, Tom	1994-98
Peterson, Tim	2009
Pfaff, Corey	2009
Philbrook, Brent	1977
Phillips, Bruce	1963
Phillips, Corey	1998
Phillips, Dick	1962-63
Phillips, Jeff	1985-88
Phillips, Rick	1982
Phipps, Bryan	1978
Piatmitza, Bill	1968
Picattaggio, Mickey	1966
Pine, Brandon	1990-93
Pink, Patrick	1992-93
Pinkerton, John	1971
Pittman, Sam	1980
Pitts, Gary	1981-84
Plackemeier, Dan	1976-77
Plake, Jeff	1986-87
Player, Matt	1988-92
Plisco, David	1970
Plohr, Kevin	1983-86
Plok, Gary	1976
Poe, Charles	1967

Pollard, Drake	2005-07
Pollard, Mark	1979
Pope, Mike	2005-06
Porter, Bill	1993
Porter, Tony	1982-83
Porter, Tony	1992
Porter, Tory	1996-97
Potter, Joe	2001-04
Potter, Kevin	1975
Powell, Polo	1987
Powers, Tim	1974
Prather, Nate	2000
Price, Dick	1965-67
Price, Robert	1971
Pritchett, Scott	1978-79
Pugh, Tracy	1994
Puhlick, Nick	1987-90
Purvis, Paul	1968
Purvis, Wilbur	1967-69
Pyatt, Chris	1990-93
Pyfrom, Joel	1975

~ Q ~

Quinn, Jim	1967
Quinty, James	1975


~ R ~

Rabel, Mike	1972
Raber, Jody	1981
Rabius, Maurice	1960
Race, Greg	2003-05
Rader, Dalton	2005-06
Ragland, F	1960
Ragland, Reggie	1971
Ragsdale, John	1983-86
Ragusa, Steve	1995-97
Rahe, Randy	1975-76
Rathiel, Cody	2004-07
Ramel, F	1960
Ramirez, Arist	1993
Ramos, Manuel	1970
Ramsey, Mike	1974
Ramzey, Robin	1984
Ramzy, Rubin	1981
Randle, Bruce	1986-88
Randle, Durwin	1985
Randol, Loren	1964
Rankin, Chad	1989
Rape, Mike	1972-73
Rash, David	1989-93
Rasmussen, Derek	2003
Rathert, Tyson	1997-01
Reams, Shawn	1989
Record, Courtney	1996-97
Rector, Gil	1960-62
Rector, Roger	1963-66
Redmond, Edwin	1984
Reed, Bruce	1973-75
Reed, Orban	1998
Reeves, Stephen	1967-70
Renfro, Lance	1967
Renner, Lee	2006
Reynolds, Blake	1964-67
Repp, John	1963-66
Reynolds, Blake	1996
Rhinne, D	1961
Rhoades, Rick	1965-69
Rhone, Eddie	1969
Rhone, O.J.	1992-96
Rhone, Oscar	1970
Rhone, Walter	1969-72
Rice, Butch	1973
Rice, John	1960-63
Rich, Greg	1972
Rich, Skip	1963
Richardson, James	1961-65
Richardson, Michael	1977
Richardson, Stephen	1968
Richberg, Royce	1972-75
Richey, Melvin	1972-73
Richison, John	1966-68
Richmond, Tim	2007-08

Richterkessing, Jeff	1986-87
Ricketts, Kendall	2004-07
Rickey, Melvin	1971
Ridley, Chad	2006
Rife, Richard	1971-74
Riley, Brad	1972-74
Riley, Brian	2000-02
Rinne, Delmar	1960-64
Rischer, Henry	1966
Roach, Doug	1977-80
Robbins, Robert	1967-68
Roberts, Larry	1967-69
Roberts, Tim	1972
Robertson, Michael	1968
Robertson, Nokie	2005-07
Robinson, Dee	1975-78
Robinson, Herb	1967-68
Robinson, Muriel	1968
Robinson, Rhetuan	1998-99
Robinson, Robbie	1996
Robinson, Robert	1969-70
Robinson, Don	2001-02
Robinson, Joey	2001-02
Robles, Chris	2006
Rodenberg, Gilbert	1976
Rodgers, G	1961
Roesmer, Dan	1980
Rogers, Greg	1994
Root, Billy	1966-68
Rosas, Anastacio	1967
Rose, Scott	1989
Rothweiler, Bryan	1972
Rowds, Kerry	2003
Roush, Mike	2008
Rowles, John	1963
Ruark, Gary	1990
Rubly, Trevor	2001-02
Ruether, David	1998-01
Runge, Mark	1976
Rupp, Ted	1989
Rush, DeAndre	1999-00
Russell, Sam	1960-61
Ryan, Jim	1985-87

~ S ~

Sadich, Mike	1969-71
Salmon, Jeff	1978-79
Salmon, Scott	1991-95
Salter, Darrian	2008-09
Samia, John	2005-07
Samples, Jeremy	1992
Sandcock, Rocky	1993
Sanderman, Milton	1981-84
Sanders, Abijah	2003
Sanders, Mike	1979-80
Sangster, Jimmy	2003-04
Santone, Bill	1964
Santone, Terry	1964-67
Santorio, Peter	1968-71
Sappington, Scott	1981
Savage, Leon	1973
Sawyer, Rolando	2005-07
Sawyer, Tom	1986
Scheets, Bruce	1969-70
Scheiwe, Charles	1966
Schiereck, Donald	1964
Schmeizie, Shawn	1988-91
Schmersey, Shawn	1996
Schmidt, Greg	1996
Schmidt, Greg	1997-99
Schneider, Bob	1974
Schneider, Robert	1972
Schneider, Terry	1984-87
Schockey, Doug	1977
Schofield, Jody	1974
Schowengerdt, Scott	1993
Schreiber, Brian	1993-97
Schroeder, Mark	2009
Schroer, Bill	1966
Schulte, Tim	1990-94
Schwartz, Jon	1999-01
Schwartz, Jerry	1998-01
Schweiss, Mark	1976



Clint Steiner
1997-2000

Scott, Chris	1989
Scott, Denny	1965-66
Scott, F	1961
Scott, Kevin	1977
Scott, Justin	2005
Scott, Leroy	1966
Scott, Ryan	2005-07
Scott, Shawn	2005
Scourten, Darrel	1979
Scribner, Cody	2007-09
Scroggins, Bob	1971-72
Scully, James	2005-08
Seals, Jah	1995
Segler, James	1968
Seigel, Steve	1970-71
Seitz, Larry	1960-61
Selby, Pat	1974
Sellman, Joe	1961-62
Sewell, Rick	1961-62
Seymour, Scott	1986-88
Shadel, Casey	2001-04
Sharp, Bennie	1981
Sharp, Carl	1985
Sharp, Monzell	1987-90
Shaughnessy, Joe	1961-63
Shepherd, L	1960
Shepherd, Randy	2006-09
Shingfellow	1961
Shivers, Fred	1971
Shoars, Jason	1994-96
Shockey, Doug	1978
Shouse, Gary	1972
Siebert, Ollie	1990
Sikes, Rick	1974
Silkwood, Buddy	2005
Simmons, Korak	1998
Simmons, Tim	1985
Simpson, Anthony	1994-95
Simpson, Gary	1969-72
Simpson, Jason	1998
Simpson, Jeff	1994-95
Simpson, Mark	1975
Simril, Arthur	1985
Sims, Andy	1998-01
Singletary, Adrian	2005-08
Skeans, John	1988-90
Skiljan, Richard	1963-64
Skinner, J	1961
Skinner, Robert	1968
Skornia, Mark	1976-77
Sloan, Greg	1988-91
Slusher, Jay	1985-89
Small, Brad	2001-02
Smith, Chuck	1978
Smith, Daryl	1974-75
Smith, Dakota	2009
Smith, Frank	1970-71
Smith, Garrett	2008-09
Smith, Glenn	1974

Despite the success Quigley experienced in his first year as coach, he decided not to stay for a second. He spent the winter and spring at St. Mary's College, played professional baseball in the summer and then accepted a position as athletic instructor at St. Mary's College. Quigley enjoyed more success later in life when he was first an umpire for the National Baseball League and then the General Supervisor over all umpires.

Once again, the Normals were left without a coach for the upcoming season. But a familiar face reappeared in 1902 when Coach Mosse returned for his third and final year with the Normals. The 1902 team faced a tough schedule, but was confident that victory would go their way under the leadership of Coach Mosse. The boys played hard and won six of nine games, including a trip down south where they beat the University of Arkansas 15-5.


Even with success against many tough opponents, Mosse was unable to stay. Mosse went to Pennsylvania for a couple of years, but returned to Lawrence and had tremendous success as the football coach of Kansas University. The Normals were back in a familiar spot once again--in need of a coach--but in the upcoming years they established an excellent football program.

These first eight years of Mules football were the foundation that the football program has been built upon. It is remarkable how much these pioneer teams accomplished in the face of so much adversity. It would have been simple for everyone involved to give up when the breaks were just not going their way.

Warrensburg Normal football survived two World Wars, numerous rules and eligibility changes, and many other obstacles through the years. In 1912, Warrensburg State Teachers College became one of 14 charter members of the Missouri Intercollegiate Athletics Association (now the Mid-America Intercollegiate Athletics Association), and a dozen years later saw reorganization of the league to include only the five regional state colleges--

Central, Northwest, Northeast, Southwest, and Southeast. The MIAA changed shape many times over the next decade, but the Mules have remained one of the top contenders, winning or sharing eight conference titles and making five trips to the postseason.

If it had not been for all the hard work, sacrifice, and love for the game, Mules football might not be here now. As Max Aber wrote: "From that seedling grew the present organization of Mules; Long May They Kick!!!"



The 1901 Warrensburg Normal's -- 9-1 and champions of the Missouri-Kansas Inter-State championship. Quigley is back row, second from the left, and Ferguson is back row, far right.

Smith, Greg	1985
Smith, James	1981-82
Smith, James "Bo"	1967
Smith, Keith	1996
Smith, Kevin	1974-76
Smith, Mark	1983-84
Smith, Steve	1986
Smith, Ted	1969
Smith, Terry	1962
Smith, Terry	1978
Smitka, Steve	1987-91
Snell, Bill	1975
Snellen, Mike	1987
Snodgrass, Richard	1967
Snyder, Chad	1988-92
Snyder, Don	1956
Snyder, Larry	1966
Sonnenburg, Kirk	1977
Sornberger, Bob	1970-73
South, P.J.	2009
Sparks, Jim	1970
Spates, Mark	1999-01
Spellman, Hank	1962
Spencer, Ivan	1974-75
Spencer, Dan	2000-02
Spiegel, Mike	2002-06
Spielvogel, Roy	1968
Spight, Vince	1985
Spinello, Charles	1973
Spradley, Donald	1993
Sprock, Frank	1962
Sramek, Brett	1995-98
St. Louis, Matt	1993
St. Louis, Mike	1967
St. Louis, Pat	1971-73
Stafford, Chad	1991
Stanley, Roger	1986
Stanton, Gary	1971
Staples, Emmett	1994-96
Stapleton, Robert	1971
Starks, Brandon	2002-04
Starks, Mark	2007-08
Stath, Angalo	1969-70
Stath, Leon	1967
Steele, Robert	1968
Steele, Robert	1969-71
Stegman, Lance	2000
Steiner, Clint	1997-00
Stephens, Dennis	1962-65
Stephenson, Anthony	1976-77
Sterling, Joey	2003
Stessman, Eric	1981-82
Stevenson, Archie	1962
Stevenson, Mike	2008
Steward, Marvin	1988
Stewart, Anthony	2009
Stewart, Bill	1969
Stewart, Corey	2006
Stewart, Darrin	1984
Stewart, Eddie	1991
Stewart, Rob	1984
Stewart, Rob	1993-95
Stiefvater, Keith	1984-88
Stikes, Rod	1975
Stillwell, Mark	1995-97
Stillwell, Mike	1977-78
Stinson, Rod	1980
Stock, Christian	1994-95
Stockbauer, Greg	1971-72
Stoffel, Nate	2009
Stoker, Brandon	1999-00

Stoll, Doug	1970
Stolt, John	1976-78
Stompoly, Phil	1960
Stone, Russell	1961
Stookey, Dan	2002-05
Story, Danny	1988
Stowers, Keith	2002-04
Strada, Larry	1966
Strong, Earnest	1971-72
Strope, Larry	1971-73
Strunk, David	1966
Sturgeon, Jim	1961
Sudduth, Eddie	1991
Sudduth, Roy	1989-90
Sullivan, Kerry	1987-88
Sullivan, Matt	1994-98
Summers, Michael	1968
Sutherland, Ben	2001-03
Swam, Dwaine	1980
Swapshire, Robert	2006
Swan, Dewan	1981-82
Sweeney, Rusty	1974-77
Sweet, Ervin	1983-84
Swift, Jesse	1966
Swift, Les	1987-89

~ T ~

Taggart, J	1961
Talik, David	1991-93
Tarkington, Richard	1971
Tate, DeWayne	2003
Taveau, William	1968
Tavernaro, Robert	1960
Tavu'i, Edgar	2009
Taylor, Darrin	2007
Taylor, Dax	1988-90
Taylor, George	1981
Taylor, Robert	1969
Taylor, Ron	1984-88
Teegarden, Brad	1983-84
Teegarden, Ronald	1963
Temple, Ed	1967
Templin, Mark	1980
Tela, Elisala	2009
Theis, John	1976-78
Thibeaux, Wesley	2003-04
Thomas, Barry	1990
Thomas, Clarence	1969
Thomas, Curt	1980
Thomas, Darrell	1978
Thomas, Eric	1994-97
Thomas, Jim	1973
Thomas, Marcus	2000-01
Thomas, Nate	1999-02
Thompson, Doral	2004-05
Thompson, John	1973-76
Thompson, Lee	2000-04
Thompson, Lloyd	2000-01
Thompson, Mike	1973
Thompson, Pete	1986
Thompson, Ronnie	1965
Thompson, Terry	1987
Thompson, Wright	1997-2000
Thornburg, Jay	1973-74
Thornton, Elmer	1978
Thornton, Jim	1994-96
Thornton, Sean	2006-08
Thornton, Elmer	1980
Threadgill, Zach	2003
Thummel, Nick	1996
Thurman, Marcus	2003-04

Thurmon, Steve	1966
Tialino, Vavega	2005-06
Tiernan, Marc	2006-09
Tindel, Jeff	1994
Tipton, Jesse	1997-98
Titus, Bruce	1978-80
Tobaben, Ryan	1996-98
Tocco, Tony	1962
Todd, David	1969
Todd, Harold	1969
Todd, Travis	2002-03
Tolbert, Bruce	1969
Tolson, Gregg	1988
Tooker, Mike	1974
Torge, Tim	1972
Totta, Vincent	1960
Towns, Tommie	1981
Trabue, Everett	1972
Trass, Arthur	1987-88
Trawick, Emory	1966-67
Triay, Howard	1967
Trotter, Steve	1978-79
Truitt, Lamont	1998
Truitt, Lamont	1999
Truman, Bryan	1995-96
Tua, Tufue	2000
Tuggle, Frank	1960-62
Tuihalamaka, Neil	1989
Turley, Howard	1980
Turner, David Wayne	1967
Turner, James	1981
Truner, Marlon	2006
Turner, McCabe	1991-94
Turner, Richard	1971-73
Turner, Tony	1983
Tutera, Joe	1974
Tuttle, Marc	1989-93
Tuttle, Danny	2002-05
Tyler, Mike	1980
Tyler, Verlin	1978

~ U ~

Umphenour, Ron	1971-74
Updegraff, Steven	1972
Upschulte, Jim	1983
Uptegrove, Micah	1987
Urczyk, James	1966-68
Urich, Tim	1998-02
Urich, Aaron	2000-03

~ V ~

Vaden, Richard	1981-82
Valenzuela, Greg	2002-03
VanBeneden, James	1965
Van Sickle, Craig	1977
Van Winkle, Shawn	1996-98
Van Wyke, Ken	1978
Vaneck, Jim	1965-66
Vanloo, Jason	2002-04
Vanloo, Tyler	2005
Varns, Clayton	2000
Vasquez, Roy	1981
Vassor, Paul	2003-04
Velazquez, Marcelo	2007
Verge, Elisha	1985
Vernon, Richard	1971-72
Verseman, Darren	1983
Vicino, Felix	1972
Vick, Chris	1999

Viebrock, Andy	2002-05
Viehmann, Greg	1992
Villars, Dave	1964-65
Villigram, Rich	2002-05
Vining, Bill	1978-80
Vogelaar, Dean	1967-68
Vollmar, Jim	1974

~ W ~

Waite, Tom	1981-84
Walker, Delanie	2004-05
Walker, James	1999-02
Walker, Odis	1966
Wall, Jason	1996
Wallace, David	1972
Wallace, Jeremy	2009
Wallace, Robert	1981-82
Walley, Ustin	2003
Walls, Dave	1964-68
Walters, Ray	1969
Waner, Scott	1985
Ward, Chase	2003-04
Ward, Korley	1997
Ward, Chase	2003
Ward, Don	1978-79
Ward, Korley	1998
Ware, Floyd	1966
Ware, Glentrelle	2005
Warren, Gary	1994
Warren, Jamorris	2009
Warren, Larry	1963-66
Washer, Alan	1985
Washington, Robert	1996
Washington, Rodrick	2005-06
Watchinski, Neil	1971
Waters, Geno	2009
Watkins, Bryan	1987-90
Watkins, Bryan	1991
Watkins, Cecil	1992-94
Watson, Ryan	1990
Weakly, Josh	2002-03
Weatherford, Carl	1972
Weatherington, Colston	1999-00
Weaver, Willie	1963-66
Webb, Gary	1961
Webb, Spencer	2005-08
Weber, Russ	1971-72
Weber, Jim	1971
Weber, Karl	1972
Weber, Russell	1969
Weigand, Steve	1974-75
Weir, Mitch	1979-80
Weis, David	1990
Weise, Joe	1980
Weishaar, Jake	2005-06
Weiss, Bobby	1972
Welch, Kirk	1989-90
Wells, Anthony	1983
Wells, Mike	2000
Welsh, Mike	1989
Wesley, Bernard	1990-92
Wesley, Rudy	2000-01
Wesphal, Kurt	1974
Wessling, Brian	1983-86
Werle, Tyler	2007-08
Whalen, Joe	1974
Whisler, Mike	1966
White, Andrew	1974-78
White, Barry	1960-61
White, David	1991

White, Henry	1968-69
White, James	1986
White, Ken	1974-77
White, Ken	1989
White, LaVell	1986-87
White, Maurice	2005
White, Sam	1961
Whitfield, Dennis	1960-63
Whitley, Darrell	1981-82
Whitworth, Luke	2005
Whorton, Doug	1977
Wielmann, Jacob	1995
Wier, Drew	2008-09
Wiese, Joe	1979
Wilcox, Scott	1993
Wilemann, Jacob	1994
Wiley, Duane	1991
Wilke, Jeff	1979
Wilke, Rick	1978
Wilkerson, Bill	1985
Wilkerson, Casey	1989
Wilkerson, Don	1979-81
Willard, Codi	2005
Wille, Dean	1994-96
Williams, Antoine	1998-2000
Williams, Bruce	2005-07
Williams, Charles	1963-67
Williams, David	2001-03
Williams, Deeke	1996
Williams, James	1981
Williams, John	1962
Williams, Ken	1973
Williams, Manning	1983-85
Williams, Philip	1974-75
Williams, Rick	1976-79
Williams, Stan	1996-97
Williams, Steve	1969-72
Williams, Tim	1979
Williams, Tim	2005
Williams, Trusten	1979
Williamson, Dave	1971-72
Williamson, James	1981-83
Willis, Anthony	1998
Wilmore, Damon	1988
Wilson, David	1986



Colston Weatherington
1999-2000

Wilson, Jarrett 1985-87
 Wilson, Pat 2000-02
 Wilson, Teon 2002
 Wimes, Brian 1984
 Winn, Bob 1960
 Winn, Cleveland 1971-73
 Winters, Jake 2001-02
 Wisbar, Fred 1974-76
 Wise, Wesley 1968-69
 Wisner, Mark 1987-88
 Wistrom, Chance 1989-92
 Witherington, Mike 1978
 Witkowski, Stephen 1964-67
 Witry, Chris 2006
 Witzansky, Troy 1984
 Wochner, Brian 1995-96
 Wolf, Kim 1974
 Wolf, Mat 1996
 Wolfe, Richard 1967
 Wood, Eddie 1997
 Wood, John 2007-08
 Wood, Leland 2009
 Wood, Ron 1972
 Woodard, Ken 1978
 Woodard, Ron 1966
 Wooden, Jeremy 2000-03
 Woods, Bart 1990-93
 Woods, David 1975
 Wright, Clint 1994
 Wright, Jeff 1986-87
 Wright, Mike 2003
 Wright, Todd 1987-91
 Wright, Mike 2002

Wunderly, Michael 1968
 Wyatt, David 1966

~ Y ~

Yang, Tou Lee 1995
 Yates, Bobby 1989-91
 Yates, Dennis 1966
 Yates, Dennis 1971
 Yates, Ethan 2009
 Young, John 1998-01
 Young, Ken 1975-77
 Young, Rich 1979-82
 Young, Scott 1981-83
 Young, Scott 2000-03
 Yowell, John 1966

~ Z ~

Zambo, Bob 1969
 Zanders, Maurice 1992-93
 Zehr, Todd 1986-87
 Zeller, Mike 1991-92
 Zerilli, Martin 1989
 Zerr, Greg 1998-01
 Zigeler, Jeff 1978
 Zimmer, Bobby 1996
 Zimmer, Chris 1969
 Zordani, Kenny 2000-01
 Zvirgedins, George 1962-64
 Zwyer, David 1961
 Zwilling, Zach 2004-05
 Zymali, Bob 1960

Note: Every player since 1960 who was listed on an official in-season roster has been included on the Mules' all-time roster. (including redshirt and hardship seasons). The player must have completed at least one full year with program. Starting in 2007, only players that received a letter were listed.
 Any additions or corrections should be made to the UCM Athletics Media Relations Office.

Mules' All-Time Award Winners

All-MIAA Selections

(first team only prior to 1970)

1924 Henry McDonald, E
 1925 Armin Soph, T
 Clarence Whiteman, B
 1926 Ken Brown, E
 Vernon Kennedy, T
 Clarence Whiteman, B
 Roy Brown, B
 R. L. Walbridge, C
 1927 Ken Brown, E
 Vernon Kennedy, T
 Lolan Gibson, G
 Roy Brown, B
 1928 Vernon Kennedy, T
 John Whiteman, B
 1932 Dan Beals, C
 Willie Sulser, G
 Ken Allmon, B
 1933 Murray Brown, B
 Willie Sulser, G
 1935 Dennis Ramsey, G
 John Brown, B
 1936 Dwight Diller, E
 Gene Teegarden, G
 John Brown, B
 1937 Roy Borgstadt, C
 Argyle Wakeman, E
 John Brown, B
 Van Hammer, B
 1939 Porter Robb, B
 Bill Baltrusaitis, G
 1940 Bill Baltrusaitis, G
 Keith Gooch, B
 1941 Bill Baltrusaitis, G
 Pete Elliott, C
 Porter Robb, B
 1949 Earl Thompson, E
 1950 Earl Thompson, E
 Hillard Wile, T



The late Walter Rhone starred as a defensive back, wingback, and kick return specialist from 1969-72.

Ken Webster, B
 1951 John Gieringer, B
 1955 Bill Holtom, T
 Norman Brooks, B
 1956 Bob Cross, E
 Jack Luschen, T
 Stan Hensley, B
 1958 Frank Freeman, C
 1959 Jerry Boyce, B
 1960 Jerry Boyce, B
 1961 Nick Allen, E
 1965 Keith Browne, E
 Willie Weaver, B
 Steve Witkowski, T
 1966 Richard Haynes, LB
 Bill Green, DB
 1967 Mike St. Louis, OT
 Steve Witkowski, OG
 Ken Brumley, QB
(Most Valuable Player)
 Larry Johnson, RB
 Bill Green, DB
 Bruce Black, LB
 John Richison, DE
 Steve Eckinger, QB
 1968 Jim Urczyk, OT
 Clark Frost, WR
 Charles Ashley, LB
 John Richison, DE
 Herb Robinson, DE
 Bob Guice, DB
 1969 Steve Eckinger, QB
 Eddie Coates, WR
 Ron Collier, DB
 1970 Steve Eckinger, QB 1st-Team
(Most Valuable Player)
 Tony Frusco, OT 1st-Team
 Ron Collier, DB 1st-Team
 Ira Clemons, RB 2nd-Team
 Ed Coates, WR 2nd-Team
 Greg Mastroianni, OL 2nd-Team
 Shad Davis, DE 2nd-Team
 Gary Simpson, DE 2nd-Team
 Steve Nixon, DL 2nd-Team
 Denny Yates, LB 2nd-Team
 Harold Brown, DB 2nd-Team
 Mike Butts, DL H.M.
 Robert Steele, LB H.M.
 Wesley Wise, LB H.M.
 Walter Rhone, DB H.M.
 Pete Santoro, DB H.M.
 1971 Ron Collier, DB 1st-Team
 Gary Simpson, DE 1st-Team
 Bob Steele, LB 2nd-Team
 Reggie James, WB H.M.
 Walter Rhone, RB H.M.
 Frank Smith, OL H.M.
 Harold Brown, DB H.M.
 Mike Butts, LB H.M.
 Steve Nixon, DL H.M.
 Pete Santoro, DB H.M.
 Denny Yates, LB H.M.
 1972 Walter Rhone, DB 1st-Team
(Most Valuable Player)

Raymond Bass, WR 2nd-Team
 Larry Strope, OL 2nd-Team
 Steve Nixon, DL 2nd-Team
 Rich Carney, OL H.M.
 Andrew Hudson, FB H.M.
 Walter Rhone, RB H.M.
 Gary Simpson, DE H.M.
 Jim Eskew, LB H.M.
 Daive Williamson, DB H.M.
 1973 Ron Umphenour, DB 1st-Team
 Bill Mullis, P 1st-Team
 Larry Storpe, OL 2nd-Team
 Rick Freeman, DE 2nd-Team
 Raymond Bass, WR H.M.
 Rich Carney, OL H.M.
 Pat Dubbert, OL H.M.
 Andrew Hudson, FB H.M.
 George Brown, DL H.M.
 Frank Hollingshead, LB H.M.
 Richard Rife, DL H.M.
 Bob Somberger, DE H.M.
 1974 Ron Umphenour, DB 1st-Team
 Bill Mullis, P 1st-Team
 Bruce Reed, LB 1st-Team
 Rick Rife, DT 1st-Team
 1975 Henry Mason, WR 1st-Team
 Rob Alberswerth, OL 2nd-Team
 Jon Myers, OL 2nd-Team
 Dane Henningsen, RB 2nd-Team
 Bruce Reed, LB 2nd-Team
 Terry Culp, DB 2nd-Team
 Ray Miller, QB H.M.
 Rusty Sweaney, WR H.M.
 Ernest Johnson, DE H.M.
 Rick Freeman, DE H.M.
 Tym Lynch, DL H.M.
 Tom Michals, DB H.M.
 1976 Ricardo Patrick, RB 1st-Team
 Andrew White, DE 1st-Team
 Henry Mason, WR 2nd-Team
 Jon Myers, OL 2nd-Team
 Rob Alberswerth, OL 2nd-Team
 Steve Eskew, OL 2nd-Team
 John Diefenbach, LB 2nd-Team
 Terry Culp, DB 2nd-Team
 Dane Henningsen, RB H.M.
 Rusty Sweaney, WR H.M.
 Marcus Dixon, TE H.M.
 Pat Crowe, OL H.M.
 Dennis Bartley, DL H.M.
 Dee Robison, DL H.M.
 Pat Luck, DL H.M.
 Mark Hale, DE H.M.
 Tom Michals, DB H.M.
 Hershell Cox, DB H.M.
 Steve Oberweather, DB H.M.
 1977 Dennis Bartley, NG 1st-Team
 Jon Myers, C 1st-Team
 Henry Mason, WR H.M.
 Pat Crowe, OL H.M.
 Terry Culp, DB H.M.
 Steve Oberweather, DB H.M.
 Andy White, DE 2nd-Team
 1978 Steve Oberweather, DB 1st-Team



Jeff Phillips was Central's first two-time MIAA Player of the Year, earning the honor in 1986 and 1987.

Dale Groenke, TE 2nd-Team
 Rob Alberswerth, OL 2nd-Team
 Andy White, DL 2nd-Team
 Marcus Dixon, WR H.M.
 Pat Crowe, OL H.M.
 Bill Foster, QB H.M.
 Dee Robison, DL H.M.
 1979 Chuck Blair, P 2nd-Team
 Marcus Dixon, WR H.M.
 Dale Groenke, TE H.M.
 Doug Shockey, OL H.M.
 Russ Ball, OL H.M.
 Greg Carter, OL H.M.
 Brad Hoaglund, DL H.M.
 Perry Foster, QB H.M.
 Make Barnes, LB H.M.
 Darrel Scourten, DB H.M.
 1980 Bill Vining, QB 1st-Team
(Most Valuable Player)
 Willie Colclough, LB 1st-Team
 Kelly Anderson, WR 2nd-Team
 Pat Goodwin, RB 2nd-Team
 Brad Hoaglund, DL 2nd-Team
 Chuck Blair, P 2nd-Team
 Dale Hahn, OL H.M.
 Randy Green, DB H.M.
 1981 Mike Baker, DB 1st-Team
 Kelly Anderson, WR 2nd-Team
 Robert Wallace, DL 2nd-Team
 Tracy Estes, LB 2nd-Team
 Chuck Blair, P 2nd-Team
 Mark Matthews, OL H.M.
 1982 Robert Wallace, NG 1st-Team
 Wes Martin, DT 1st-Team
 Greg Maack, DB 1st-Team
 Mark Matthews, C 1st-Team
 Richard Vaden, WR 1st-Team
 Jim Bauwens, RB 2nd-Team
 Scott Loveland, QB 2nd-Team
 Steve Huff, PK 2nd-Team
 Doug Middleton, DL 2nd-Team
 Tracy Estes, LB 2nd-Team
 Phil Thompson, FB H.M.
 David Martin, FB H.M.



The Mules' first All-MIAA performer - Henry McDonald, end, 1924.

	Milt Sanderman, DE	H.M.
	Robin Fisher, DB	H.M.
1983	Tom Herold, OT	1st-Team
	Adrian Andrews, RB	1st-Team
	Steve Huff, K	1st-Team
	Milt Sanderman, DE	1st-Team
	Wes Martin, DT	1st-Team
	Gary Pitts, LB	1st-Team
	Robin Fisher, DB	1st-Team
	Jim Bauwens, WR	2nd-Team
	Lent Buford, OL	2nd-Team
	Doug Middleton, DL	2nd-Team
	Jim Chaney, DL	2nd-Team
	Lanny Curmes, LB	2nd-Team
	Ken Kendal, DB	2nd-Team
	Jeff High, DB	2nd-Team
	Jeff Horned, WR	H.M.
	Fred Lewis, WR	H.M.
	Scott Loveland, QB	H.M.
1984	Chris DeMarco, DB	H.M.
	Scott Loveland, QB	1st-Team
	(Most Valuable Player)	
	Milt Sanderman, DE	1st-Team
	Robin Fisher, DB	1st-Team
	Jim Bauwens, TE	1st-Team
	Steve Huff, K	1st-Team
	Kelean Carlock, P	1st-Team
	Jeff Horned, WR	2nd-Team
	John Ragsdale, OL	2nd-Team
	John McClure, OL	2nd-Team
	Jim Donley, DL	2nd-Team
	Lanny Curmes, LB	2nd-Team
	Gary Pitts, LB	2nd-Team
	Adrian Andrews, RB	H.M.
	David Martin, FB	H.M.
	Phil Thompson, FB	H.M.
	Ken Kendal, DB	H.M.
1985	Steve Huff, K	1st-Team
	John Ragsdale, OL	1st-Team
	Lanny Curmes, LB	1st-Team
	John McClure, OL	2nd-Team
	David McKnight DL	2nd-Team
	Mario Graham, LB	2nd-Team
	Doug Dahman, DB	2nd-Team
	Kelean Carlock, P	2nd-Team
	Brian Wessling, WR	H.M.
	John Huiskisson, C	H.M.
	Donlee McIntyre, TE	H.M.
	Gerald Brown, DB	H.M.
1986	Jeff Phillips, QB	1st-Team
	(Most Valuable Player)	
	Brian Wessling, WR	1st-Team
	Craig Copridge, WR	1st-Team
	John Ragsdale, OL	1st-Team
	Phil Grimes, DE	1st-Team
	Jeff Wright, DL	1st-Team
	Tom Evans, LB	1st-Team
	Mark Hulet, DB	1st-Team
	Donlee McIntyre, TE	2nd-Team
	Bill Barber, WR	2nd-Team
	John Huskisson, OL	2nd-Team
	LaVell White, RB	2nd-Team
	Greg Fansher, DL	2nd-Team
	David McKnight, DL	2nd-Team
	Artwin Lewis, LB	2nd-Team
	Gerald Brown, DB	2nd-Team
	Scott Taylor, P	2nd-Team
	Alvin Johnson, WR	H.M.
	Mike Allen, OL	H.M.
	Kevin Ploh, DE	H.M.
	Andy Kohler, DB	H.M.
1987	Jeff Phillips, QB	1st-Team
	(Offensive Player of Year)	
	Jeff Wright, NG	1st-Team
	(Defensive Player of Year)	

	Alvin Johnson, WR	1st-Team
	Craig Copridge, WR	1st-Team
	Todd Zehr, OT	1st-Team
	Mel Finke, OT	1st-Team
	Elliott Eley, FB	1st-Team
	Phil Brandt, K	1st-Team
	Gerald Brown, DB	1st-Team
	Travis Ligans, WR	2nd-Team
	Jason Evans, OL	2nd-Team
	Mark Wisner, OL	2nd-Team
	Jim Ryan, DL	2nd-Team
	Keith Stiefvater, DL	2nd-Team
	Paul Glauert, LB	2nd-Team
	Mark Hulet, DL	2nd-Team
	Jay Slusher, WR	H.M.
	Doug Dahman, TE	H.M.
1988	Elliott Eley, FB	1st-Team
	(Co-Offensive Player of Year)	
	Mark Peoples, DB	1st-Team
	(Defensive Player of Year)	
	Alvin Johnson, WR	1st-Team
	Jason Evans, OL	1st-Team
	Keith Stiefvater, DL	1st-Team
	Mike Glass, DL	1st-Team
	Mel Finke, OL	2nd-Team
	Mark Wisner, OL	2nd-Team
	Mark Brown, RB	2nd-Team
	Phil Brandt, PK	2nd-Team
	Mike Hunter, DL	2nd-Team
	Pat Cunningham, LB	2nd-Team
	David Lawson, TE	H.M.
	Les Swift, LB	H.M.
	Greg Sloan, LB	H.M.
	Scott Taylor, P	H.M.
1989	Mike Glass, DL	1st-Team
	Mark Peoples, DB	1st-Team
	Phil Brandt, K	1st-Team
	Steve Smitka, LB	2nd-Team
	Chris Brooks, RB	3rd-Team
	(Newcomer of the Year)	
	Mike Brixey, OL	3rd-Team
	Ron Hamiel, DL	3rd-Team
	Jay Slusher, WR	H.M.
	Mark Brown, RB	H.M.
1990	Mike Glass, DL	1st-Team
	(Defensive Player of Year)	
	Mark Peoples, DB	1st-Team
	Paul Glauert, LB	1st-Team
	David Lawson, TE	2nd-Team
	Todd Wright, OL	2nd-Team
	Mark Brown, RB	2nd-Team
	Phil Brandt, K	2nd-Team
	Ray Lingard, DB	2nd-Team
	Bart Woods, DE	3rd-Team
	Joe Grubb, LB	3rd-Team
	Greg Sloan, LB	3rd-Team
	Edwin Coleman, WR	H.M.
	Chance Wistrom, DE	H.M.
1991	Bart Woods, DE	1st-Team
	Joe Grubb, LB	1st-Team
	Ray Lingard, DB	1st-Team
	Todd Wright, OL	2nd-Team
	Chris Pyatt, K	2nd-Team
	Steve Smitka, RB	3rd-Team
1992	Bart Woods, DE	1st-Team
	(Defensive Player of Year)	
	Maurice Zanders, DT	1st-Team
	(Newcomer of Year)	
	Joe Grubb, LB	1st-Team
	Ray Lingard, DB	1st-Team
	Chris Pyatt, K	2nd-Team
	Chance Wistrom, DE	2nd-Team
	Carl Lawrence, RB	3rd-Team
	Mike Brixey, OL	3rd-Team
	Chad Snyder, TE	3rd-Team
	Mike Armstrong, DL	3rd-Team
	McCabe Turner, LB	3rd-Team
	Creston Austin, DB	3rd-Team
	Damon Canada, DB	3rd-Team
	Chris Pyatt, P	3rd-Team
1993	Bart Woods, DE	1st-Team
	(Co-Most Valuable Player)	
	Henry Caldwell, RB	1st-Team
	Mike Brixey, DL	1st-Team
	McCabe Turner, LB	1st-Team
	Pat Pink, OL	2nd-Team
	Marc Tuttle, TE	2nd-Team
	Chris Pyatt, K	2nd-Team
	Byron Mays, DL	2nd-Team
	Creston Austin, DB	2nd-Team
	Marlin Johnson, DB	2nd-Team
	Carl Lawrence, WR	H.M.
	Bob Benhardt, OL	H.M.
	Ron Florine, OL	H.M.
	Mike Armstrong, DL	H.M.
	Leroy McConnell, LB	H.M.
1994	Anthony Simpson, WR	1st-Team

	Ron Florine, OT	1st-Team
	Mike Armstrong, DL	1st-Team
	Leroy McConnell, LB	1st-Team
	Marlin Johnson, DB	1st-Team
	Paul Kaiser, QB	2nd-Team
	Brad McAllister, OL	2nd-Team
	Byron Mays, DL	2nd-Team
	Emmett Staples, RB	H.M.
	Kevin Gilgour, WR	H.M.
	Kevin Kruse, LB	H.M.
	Calvin Johnson, DB	H.M.
	Joe McCabew, DB	H.M.
1995	Paul Kaiser, QB	1st-Team
	Jacob Wiemann, OL	1st-Team
	Shane Meyer, K	1st-Team
	Anthony Simpson, WR	2nd-Team
	Kevin Gilgour, WR	H.M.
	Curt Batta, OL	H.M.
	Matt Ament, DL	H.M.
	Marlin Johnson, DB	H.M.
1996	Marlin Johnson, DB	1st-Team
	Jason Floyd, DL	2nd-Team
	Tory Porter, DB	2nd-Team
	Cory Breden, P	2nd-Team
	Larry Jefferson, RB	H.M.
	Shane Meyer, K	H.M.
	David Neuschwander, LB	H.M.
	Jay Albin, LB	H.M.
1997	Shane Meyer, K	1st-Team
	Kenneth Bouie, DL	1st-Team
	Craig Kooztz, DL	2nd-Team
	Chris Jackson, DB	2nd-Team
	Tory Porter, DB	2nd-Team
	Paul Kaiser, QB	H.M.
	Wayne Limbrick, RB	H.M.
	Kevin Buss, WR	H.M.
	Chris Jackson, KR	H.M.
1998	Kevin Nickerson, KR	1st-Team
	Kenneth Bouie, LB	1st-Team
	Craig Kooztz, DL	1st-Team
	Lamont Truitt, DB	1st-Team
	Dexter Ford, RB	2nd-Team
	John Davis, DL	2nd-Team
	Ed Morse, DL	2nd-Team
	Wayne Limbrick, RB	H.M.
	Kevin Buss, WR	H.M.
	Shane Meyer, K	H.M.
	Orban Reed, DL	H.M.
	Matt Sullivan, DL	H.M.
1999	Colston Weathering, DE	1st-Team
	(Defensive MVP)	
	RheQuan Robinson, LB	1st-Team
	Lamont Truitt, DB	1st-Team
	Jason Graham, RB	1st-Team
	Lee DuBois, P	1st-Team
	Brian Kietzmann, OL	2nd-Team
	Kevin Nickerson, KR	2nd-Team
	Nick Goos, RB	H.M.
	Jason Hennigh, OL	H.M.
	Greg Schmidt, WR	H.M.
	Herman Lyons, LB	H.M.
	Clint Steiner, DB	H.M.
	Brandon Stoker, DL	H.M.
2000	Colston Weathering, DE	1st-Team
	Clint Steiner, DB	1st-Team
	John Young, OL	1st-Team
	Kevin Nickerson, KR	2nd-Team
	Andy Sims, LB	2nd-Team
	Kenny Zordani, P	2nd-Team
	Nick Goos, RB	H.M.
	Pat Wilson, K	H.M.
	Tim Ulrich, DL	H.M.
	Greg Zerr, LB	H.M.
	Antoine Williams, DB	H.M.
2001	Todd Devove, WR	1st-Team
	Kevin Nickerson, KR	1st-Team
	Lee Thompson, RB	1st-Team
	John Young, OL	1st-Team
	Lloyd Thompson, LB	1st-Team
2001	Jerry Schwartz, OL	2nd-Team
	Mike Carter, TE	H.M.
	Joe Johnson, OL	H.M.
	Pat Wilson, K	H.M.
	Rusty Miller, DL	H.M.
	Brian Riley, DB	H.M.
	Greg Zerr, DB	H.M.
	Kenny Zordani, P	H.M.
2002	Kegan Coleman, RB	1st-Team
	Todd Devove, WR	1st-Team
	Dan Joiner, OL	1st-Team
	Roderick Green, DE	1st-Team
	Brian Riley, SS	1st-Team
	Dennis Gile, QB	2nd-Team
	Mike Carter, TE	2nd-Team
	Andy Minford, OL	2nd-Team
	Jason Vanloo, LB	2nd-Team
	Joey Robinson, CB	2nd-Team

	Don Robinson, WR	H.M.
	Nate Thomas, KR	H.M.
	Tim Ulrich, DE	H.M.
	Billy Jones, LB	H.M.
	Julius Allen, CB	H.M.
	John McPherson, CB	H.M.
2003	Kegan Coleman, RB	1st-Team
	Darryl Grace, OL	1st-Team
	Roderick Green, DE	1st-Team
	Jason Vanloo, LB	1st-Team
	Jay Fleeman, OL	2nd-Team
	Brandon Starks, K	2nd-Team
	Jimmy Conner, KR	2nd-Team
	Colin Johnson, FS	2nd-Team
	John McPherson, CB	2nd-Team
	Jason Brown, P	2nd-Team
	Lee Thompson, RB	H.M.
	Jimmy Conner, WR	H.M.
	Jamison Heiskell, WR	H.M.
	Ted Maxwell, TE	H.M.
	Chase Ward, OL	H.M.
2004	Chase Ward, OL	1st-Team
	John McPherson, CB	1st-Team
	Kegan Coleman, RB	2nd-Team
	Lee Thompson, RB	2nd-Team
	Delanie Walker, WR-KR	2nd-Team
	Jay Fleeman, OL	2nd-Team
	Brandon Starks, PK	2nd-Team
	Jason Vanloo, LB	2nd-Team
	Jimmy Conner, WR	H.M.
	Jamison Heiskell, WR	H.M.
	Kendall Ricketts, FS	H.M.
	Mario Brown, SS	H.M.
	Jason Brown, P	H.M.
2005	Darryl Grace, OL	1st-Team
	Kendall Ricketts, FS	1st-Team
	Delanie Walker, WR	1st-Team
	Matt Frankel, P	2nd-Team
	Maurice White, DL	2nd-Team
	Toby Korrodi, QB	H.M.
	Will Caldwell, RB	H.M.
	Micah Hefner, WR	H.M.
	Jon Books, OL	H.M.
	Danny Tuttle, DL	H.M.
2006	Toby Korrodi, QB	1st-Team
	Kendall Ricketts, FS	1st-Team
	Adrian Singletary, LB	2nd-Team
	Mike Gungelman, OL	2nd-Team
	Randy Shepherd, CB	H.M.
	Justin Brown, CB	H.M.
	Matt Jacobsen, WR	H.M.
	Ted Maxwell, TE	H.M.
	Roderick Washington, LB	H.M.
2007	Kendall Ricketts, FS	1st-Team
	Adrian Singletary, LB	1st-Team
	John Wood, DE	1st-Team
	Matt Frankel, P	2nd-Team
	Craig Harrison, OL	2nd-Team
	Glenn Milner, RB	2nd-Team
	Randy Shepherd, CB	2nd-Team
	Mike Gungelman, OL	H.M.
	Justin Brown, DB	H.M.
	Jon Books, OL	H.M.
	Anthony Parks, KR	H.M.
	Derek Lampkin, DL	H.M.
	Steven Ehase, DB	H.M.
2008	DeMarco Cosby, TE	1st-Team
	Steven Ehase, DB	1st-Team
	Tim Richmond, WR	1st-Team
	John Wood, DE	1st-Team
	Glenn Milner, RB	2nd-Team



Alvin Johnson earned All-MIAA honors three times, and was an All-American in 1987 and 1988.

Eric Czerniewski, QB H.M.
 Bobby Guillory, KR H.M.
 Jordan Hofer, P H.M.
 Derek Lampkin, DL H.M.
 Adrian Singletary, LB H.M.
 Mark Starks, PK H.M.
 2009 Jordan Hofer, P 1st-Team
 Randy Shepherd, FS 1st-Team
 P.J. South, DL 1st-Team
 DeMarco Cosby, TE 2nd-Team
 Anthony Stewart, RB 2nd-Team
 Jeremy Wallace, DE 2nd-Team
 Eric Czerniewski, QB H.M.
 Chris Gilchrist, DL H.M.
 Bobby Guillory, KR H.M.
 Mike Martin, DE H.M.
 Nate Stoffel, OL H.M.

All-Region/All-District

(since 1991)

1993 Bart Woods, DE (CoSIDA D- II Midwest Region 1st-Team)
 Henry Caldwell, RB (CoSIDA D-II Midwest Region 1st-Team)
 1994 Anthony Simpson, WR (CoSIDA D-II Midwest Region 2nd-Team)
 1995 Paul Kaiser, QB (CoSIDA D- II Midwest Region 1st-Team)
 1997 Shane Meyer, K (Daktronics/ D-II SIDs All-Midwest Region 1st-Tm)
 Kenneth Bouie (Daktronics/D-II SIDs All-Midwest Region 1st-Tm)
 1998 Kenneth Bouie, LB (Daktronics/D-II SIDs All-Midwest Region 1st-Tm)
 Kevin Nickerson, All-Purpose Back (Daktronics/D-II SIDs All-Midwest Region 2nd-Team)
 1999 Colston Weatherington, DL (Daktronics/D-II SIDs All-Midwest Region 1st-Team)
 Lamont Truitt, DB (Daktronics/D-II SIDs All-Midwest Region 2nd-Tm)
 Jason Graham, RB (Daktronics/D-II SIDs All-Midwest Region 2nd-Tm)
 RheaQuan Robinson, LB (Daktronics/D-II SIDs All-Midwest Region 1st-Team)
 2000 Colston Weatherington, DL (Daktronics/D-II SIDs All-Midwest Region 1st-Team)
 2001 John Young, OL(Daktronics/ D-II SIDs All-Midwest Region 1st-Tm)
 Kevin Nickerson, All-Purpose Back (Daktronics/D-II 2nd-Team)
 Lee Thompson, RB (Daktronics/D-II SIDs All-Midwest Region 1st-Tm)
 2002 Kegan Coleman, RB (Football Gazette 1st-Team, Daktronics/D-II SIDs All-Midwest Region 1st-Tm)
 Roderick Green, DE (Football Gazette 1st-Team, Daktronics/D-II All-Midwest Region 1st-Team)
 Todd Devoe, WR (Football Gazette 2nd-Team, Daktronics/D-II All-Midwest Region 2nd-Team)
 Dan Joiner, OL (Football Gazette 2nd-Team, Daktronics/D-II All-Midwest Region 2nd-Team)
 Brian Riley, SS (Football Gazette 2nd-Team)
 2003 Kegan Coleman, RB (Football Gazette 2nd-Team, Daktronics/D-II All-Midwest Region 1st-Team)



Phil Grimes was a terror for opposing quarterbacks. He earned All-America accolades in 1986.

Roderick Green, DE (D2Football.com 1st-Team, Football Gazette 2nd-Team, Daktronics/D-II All-Midwest Region 1st-Team)
 John McPherson, CB (Football Gazette 2nd-Team, Daktronics/D-II All-Midwest Region 2nd-Team)
 Darryl Grace, OL (Football Gazette 1st-Team)
 Jason Vanloo (Football Gazette 3rd-Team, D2Football.com 2nd-Team)
 2004 Delanie Walker, WR/KR (Football Gazette 2nd-Team, D2Football.com All-Southwest Region 2nd-Team)
 Chad Ward, OL (Daktronics/D-II All-Southwest Region 2nd-Team)
 John McPherson, CB (Daktronics/ D-II All-Southwest Region 2nd-Team, Don Hansen's Football Gazette All-Southwest Region)
 2005 Darryl Grace (Don Hansen's Football Gazette 1st-team; D2Football.com All-Southwest Region, Daktronics/D-II All-Southwest Region 2nd-Team)
 Kendall Ricketts (Don Hansen's Football Gazette 2nd-Team; D2Football All-Southwest Region; Daktronics/D-II All-Southwest Region 2nd-Team)
 Delanie Walker (Don Hansen's Football Gazette 3rd-Team)
 Toby Korrodi (D2Football.com All-Southwest Region)
 Maurice White (D2Football.com All-Southwest Region)
 2006 Toby Korrodi (D2Football.com 1st team, Don Hansen's 1st team-Southwest Region)
 Kendall Ricketts (D2Football.com 1st team, Don Hansen's 1st team-Daktronics 1st team- SW Region)
 2007 Kendall Ricketts (D2Football.com, AFCA, Daktronics, and Don Hansen's first-team)
 2008 DeMarco Cosby (Don Hansen's 1st team)
 John Wood (Don Hansen's 2nd team)
 Steven Ehase (Don Hansen 2nd team)
 Tim Richmond (Daktronics, 2nd team)
 2009 DeMarco Cosby (D2Football.com 1st team, Don Hansen's 3rd team)
 Anthony Stewart (Don Hansen's 1st team)
 Randy Shepherd (Daktronics and Don Hansen's 2nd Team)
 Jordan Hofer (Don Hansen's 3rd team)
 Bobby Guillory (Don Hansen's 3rd team)

All-Americans

1936 Dwight Diller, E (AP H.M.)
 1937 Roy Borgstadt, C (AP H.M.)
 John Brown, HB (AP H.M.)
 Van Hammer, HB (AP H.M.)
 Argyle Wakeman, E (AP H.M.)
 1960 Jerry Boyce, HB (AP H.M.)
 Jeff Jessee, C (AP H.M.)
 1962 John Rice (AP H.M.)
 1967 Mike St. Louis, OT (Dist. 6)
 Bill Green, DB (Dist. 6)
 1968 Jim Urzcyk, OT (AP 1st-Team)
 Mike Wunderly, OT (AP H.M.)
 John Richison, DE (AP H.M.)
 1970 Steve Eckinger, QB (AP H.M.)
 Eddie Coates, WR (AP H.M.)
 Tony Frusco, OT (AP H.M.)
 1971 Ron Collier, DB (Kodak 2nd-Team, AP 3rd-Team)
 1972 Walter Rhone, DB (AP H.M.)
 1975 Henry Mason, WR (AP H.M.)
 1976 Andrew White, DE (AP 2nd-Team)
 Ricardo Patrick, RB (AP H.M.)
 1977 Henry Mason, WR (AP H.M.)
 1980 Bill Vining, QB (AP H.M.)
 1985 Steve Huff, K (Kodak 1st-Tm, APHM)
 1986 Phil Grimes, DE (Football News 1st-Tm)
 1987 Jeff Wright, NG (Kodak & Football News 1st-Team, AP H.M.)
 Elliott Eley, FB (Football News 2nd-Tm)
 Alvin Johnson, WR (Football News 2nd-Team)
 1988 Mark Peoples, DB (Football Gazette 1st-Team)
 Elliott Eley, FB (Football Gazette 3rd-Team)
 Alvin Johnson, WR (Football Gazette 3rd-Team)
 1991 Joe Grubb, LB (Football Gazette 2nd-Team)
 1992 Bart Woods, DE (Kodak 1st-Team)
 Ray Lingard, DB (Football Gazette 3rd-Team)

1993 Bart Woods, DE (Kodak 1st-Team)
 1994 Ron Florine, OT; Mike Armstrong, DT; Anthony Simpson, WR (Football Gazette H.M.)
 1995 Paul Kaiser, QB (Football Gazette HM)
 1997 Shane Meyer, K (AP 1st-Team; CoSIDA 1st-Team)
 1998 Kenneth Bouie, LB (CoSIDA 2nd-Tm; AP & Football Gazette 3rd Tm)
 1999 Colston Weatherington, DE (AFCA 1st-Team, Daktronics 1st-Team, AP 1st-Team, Football Gazette 1st-Team)
 RheaQuan Robinson, LB (Football Gazette 3rd-Team)
 Lamont Truitt, DB (Football Gazette 3rd-Team)
 Jason Graham, RB (Football Gazette H.M.)
 2000 Colston Weatherington, DE (Football Gazette 3rd-Team)
 Clint Steiner, DB (Football Gazette 3rd-Team)
 2001 John Young, OL (Daktronics H.M., d2football.com H.M.)
 2002 Kegan Coleman, RB (Football Gazette 2nd-Team, Daktronics 2nd-Team, D2football.com H.M.)
 Roderick Green, DE (AP 3rd Team, Football Gazette H.M., D2football.com H.M.)
 2003 Kegan Coleman, RB (Daktronics 1st-Team, Football Gazette 1st-Team, Dopke.com 2nd-Team)
 Roderick Green, DE (AFCA 1st-Team, Daktronics 1st-Team, Dopke.com 1st-Team, AP 3rd-Team, Football Gazette HM, D2Football.com HM)
 Darryl Grace, OL (Football Gazette H.M.)
 2004 John McPherson, CB (Dopke.com HM)
 Delanie Walker, KR (Dopke.com HM)
 Brandon Starks, PK (Dopke.com HM)
 Chase Ward, OL (Football Gazette HM)
 2005 Darryl Grace, OL (AFCA 1st-Team, Dopke.com 4th-Team)
 Kendall Ricketts (D2Football.com H.M.)
 2006 Kendall Ricketts, FS (AP 1st Team, D2Football.com H.M., Don Hansen's H.M.)
 Toby Korrodi, QB (D2Football.com H.M., Don Hansen's H.M.)
 2007 Kendall Ricketts, FS (D2Football.com, AFCA, and Associated Press first-team; Daktronics second-team; Don Hansen's third-team)
 2008 DeMarco Cosby, TE (Don Hansen's H.M.)
 2009 DeMarco Cosby, TE (D2Football.com H.M.)
 Anthony Stewart, All-purpose back (Don Hansen's H.M.)

Snow Bowl/Cactus Bowl Division II All-Star Game

(Snow Bowl from 1993-2000; Cactus Bowl from 2001-Present)


1993 Henry Caldwell, RB, Bart Woods, DE
 1994 Ron Florine, OL, Mike Armstrong, DE
 1998 Shane Meyer, K
 2001 Colston Weatherington, DL
 2003 Roderick Green, DE
 2004 Chase Ward, OL
 2005 Kegan Coleman, RB, John McPherson, CB
 2007 Delanie Walker, WR, Darryl Grace, OL
 2007 Kendall Ricketts, FS, Matt Frankel, P
 2008 John Wood, DE
 2009 Randy Shepherd, DB, Jordan Hofer, P

Las Vegas All-Star Classic

2003 Roderick Green, DE (Def. MVP)
 2005 Delanie Walker, WR

MIAA Scholar-Athlete Team

(Included all sports, discontinued after 1990-91)
 1984-85 Adrian Andrews Jim Bauwens, Doug Dahman, Robin Fisher, Phil Grimes, Steve Huff, Donlee McIntyre, Brian Wessling
 1985-86 Doug Dahman, Phil Grimes, Donlee McIntyre, John Ragsdale, Brian Wessling
 1986-87 Phil Grimes, Donlee McIntyre, Jeff Phillips, John Ragsdale



Jim Urzcyk was the Mules' first first-team All-American, in 1968.

1987-88 Jeff Phillips, Scott Taylor
 1988-89 Jeff Phillips, Nick Pullick, Scott Taylor, Mark Wisener
 1989-90 Kevin Allgeyer
 1990-91 Kevin Allgeyer, Mark Brown, Brian Eikenbary, Joe Moore, Nick Pullick, Shawn Schmelze

MIAA All-Academic Team

(Chosen for each sport from 1991-97)


1991 Brian Eikenbary, Carl Lawrence, Brian Martin, Joe Moore, Shawn Schmelzle
 1992 Carl Lawrence, Tim Schulte
 1993 Dan Kanzler, Carl Lawrence, Tim Schulte
 1994 Jeff Alvarez, Dan Kanzler, Tom Papez, Tim Schulte
 1995 Jeff Alvarez, Dan Kanzler, Zac Nelson, Jason Shoars, Bryan Truman
 1996 Todd Jones, Shane Meyer, Mike Orlando, Jason Shoars, Jim Thornton, Bryan Truman

MIAA Commissioner's Academic Honor Roll


(Chosen for each sport; begun in 1997-98)

1997 Shane Meyer, Mike Orlando, Brett Sramek
 1998 Shane Meyer, Mike Orlando, Brett Sramek, Clint Steiner, Corley Ward
 1999 Chad Beck, Nick Goos, Rod Holland, Ryan Koob, Dan Moon, Clint Steiner, Tim Ulrich, Greg Zerr
 2000 Ryan Ashcraft, Brad Bray, Mike Carter, Aaron Emel, Matt Gigliotti, Nick Goos, Brandon Hays, Dan McGuire, Dan Moon, Kevin Nickerson, Pat Nussbeck, David Ruether, Clint Steiner, Nate Thomas, Tim Ulrich
 2001 Ryan Ashcraft, Mike Carter, Dustin Doll, Brandon Hays, Rusty Miller, Pat Nussbeck, David Ruether, Nate Thomas, John Young, Greg Zerr, Kenny Zordani
 2002 Ryan Ashcraft, Ross Ball, Chad Bruto, Mike Carter, Dustin Doll, Dan Moon, Pat Nussbeck, Kevin O'Sadnick, Brandon Starks, Ben Sutherland, Nate Thomas, Aaron Ulrich, Tim Ulrich
 2003 Ryan Barnes, Jeff Edwards, Andy Hodges, Jon Lindquist, Brandon Starks, Dan Stookey, Ben Sutherland, Aaron Ulrich
 2004 Brandon Almaguer, Ryan Barnes, Ariel Cowan, Andy Hodges, Jon Lindquist, Brandon Starks, Dan Stookey
 2005 Ryan Barnes, Jon Books, Ivan Cason, Courtney Ford, Matt Frankel, Darryl Grace, Dan Stookey, Nick Johnson, Matt Landstra, Mike Lutz, Matt Ochsner, Cody Rathel, Neil Barnes, Jon Books, Ivan Cason
 2006 Mike Dillon, Steven Ehase, Courtney Ford, Matt Frankel, Mike Gungelman, Matt Landstra, Tyler Nay, Matt Ochsner, Mike Pope, Cody Rathel, Adrian Singletary, Spencer Webb
 2007 Neil Barnes, Jon Books, Jace Butterworth, Mike Dillon, Steven Ehase, Eric Czerniewski, Matt Frankel, Mike Gungelman, LaVance Dotson, Spencer Foster, Robert Hicklin, Layne Kreter, Kevin Maschmeyer, David Mazar, Tyler Nay, Matt Ochsner, Mike Pope, Cody Rathel, Kendall Ricketts, Adrian Singletary, Marc Tiernan, Spencer Webb
 2008 Kollin Ahearn, Reid Allison, Neil Barnes,


Mules' First-Team All-America Selections




Jim Urczyk - OT
First-Team - 1968



Steve Huff - PK
First-Team - 1985




Phil Grimes - DE
First-Team - 1986




Jeff Wright - NG
First-Team - 1987



Mark Peoples - FS
First-Team - 1988



Bart Woods - DE
First-Team - 1992
& 1993



Shane Meyer - PK
First-Team - 1997



Colston Weatherington-DE
First-Team - 1999



Kegan Coleman-RB
First-Team - 2003



Roderick Green-DE
First-Team - 2003



Darryl Grace-OL
First-Team - 2005



Kendall Ricketts-FS
First-Team - 2006 &
2007



Bart Woods is the Mules' first two-time first-team All-American, earning honors in 1992 and 1993.

Andrew Bergeson, Dan Boan, Brent Boehringer, Kody Boles, Brett Cavanah, Brandon Clark, Justin Coaxum, Tommy Corwin, Shawn Cox, Eric Czerniewski, LaVance Dotson, Mike Dillon, Steven Ehase, Logan Freeman, Brett Ginn, Zain Gower, Colin Hannah, Robert Hicklin, Josh Holbert, Miles Jaben, Evan Knight, Layne Kreter, Mike Gungelman, Patrick Lewis, Chris Mason, Tyler Nay, Derek Lampkin, Karl Parker, Adam Parks, Mike Roush, Mark Schroeder, Cody Scribner, James Scully, Adrian Singletary, Garrett Smith, Marc Tiernan, Spencer Webb
2009Kollin Ahearn, Reid Allison, Joseph Bangali, Brent Boehringer, Kody Boles, Justin Coaxum, Tommy Corwin, Shawn Cox, Eric Czerniewski, Logan Freeman, Brett Ginn, Colin Hanna, Scott Hill, Josh Holbert, Miles Jaben, Aaron Jamieson, Evan Knight, Patrick Lewis, Chris Mason, Karl Parker, Adam Parks, Mark Schroeder, Cody Scribner, Garrett Smith, Leland Wood

Academic All-MIAA

(Chosen for each sport; begun in 1997-98)

1997 Shane Meyer, PK
1999 Clint Steiner, DB
2000 Clint Steiner, DB, Tim Ulrich, DL
2003 Darryl Grace, OL
2005 Darryl Grace, OL; Matt Frankel, P
2006 Jon Books, OL
2007 Matt Frankel, P; Jon Books, OL
2008 Adrian Singletary, LB

Academic All-District

1982 Adrian Andrews, RB Team N/A
1983 Adrian Andrews, RB Team N/A
Jim Bauens, TE Team N/A

Steve Huff, PK Team N/A
1984 Adrian Andrews, RB Team N/A
Steve Huff, PK Team N/A
1985 Steve Huff, PK 1st-Team
Phil Grimes, DE Team N/A
John Ragsdale, OG Team N/A
1986 Jeff Phillips, QB 1st-Team
1993 Carl Lawrence, RB 2nd-Team
1994 Dan Kanzler, DL 2nd-Team
1996 Shane Meyer, PK 1st-Team
1997 Shane Meyer, PK 1st-Team
1998 Shane Meyer, PK 1st-Team
2000 Clint Steiner, DB 1st-Team
Matt Gigliotti, OL 3rd-Team
Tim Ulrich, DL 3rd-Team
2001 Rusty Miller, DL 2nd-Team
2002 Tim Ulrich, DL 1st-Team
Nate Thomas, WR 2nd-Team
Aaron Ulrich, DL 3rd-Team
2005 Darryl Grace, OL 2nd-Team
2006 Jon Books, OL 1st-Team
Matt Frankel, P 2nd-Team
2007 Jon Books, OL 2nd-Team
Matt Frankel, P 1st-Team

Academic All-Americans

1985 Steve Huff, K 2nd-Team
1986 Jeff Phillips, QB 2nd-Team
1996 Shane Meyer, K 2nd-Team
1997 Shane Meyer, K 1st-Team
1998 Shane Meyer, K 2nd-Team
2000 Clint Steiner, DB 2nd-Team

Mules in the UCM Athletic Hall of Fame

1992 Vernon Kennedy (1926-29)
Clarence Whiteman (1923-26)
Tad C. Reid (coach, 1924-34)
1926 Team (7-0-1, MIAA Champions)
1993 Lee S. (Bob) White (1922-26)
1994 Fred Cameron (1924-27)
Forrest C. (Phog) Allen (coach, 1912-17)
Argyle Wakeman (1937-38)
Jeff Wright (1986-87)
1968 Team (7-2-1, Mineral Water Bowl)
1995 Eph Markey (1917-21)
Jim Urczyk (1966-68)
1970 Team (9-2, MIAA Co-Champs,
Pecan Bowl
1996 Charles Dick (1923-25)
Armin Soph (1922-26)
Steve Eckinger (1967-71)
1997 1956 Team (7-2, MIAA Co-Champs)
1998 Jerry Boyce (1957-60)
1986 Team (9-2, MIAA Champs)
1999 1950 Team (8-3, Shrine Bowl)
2000 Scott Loveland (1981-84)
2001 Ron Collier (1968-71)
Howard Mahanes (coach, 1966-74)
2002 Bart Woods (1990-93)
2003 Henry Mason (1974-77)
2004 Clark Frost (1965-68)

Terry Noland (coach, 1983-96)
Dean Vogelaar (1967-68)
2005 Elliott Eley (1981-85)
Walter Rhone (1969-72)
2006 Jeff Phillips (1985-88)
2007 2001 Team, William Green (1964-67)
2008 2002 Team, Eddie Coates (1968-70), Kevin Nickerson (1998-2001), Al Molde (coach, 1980-82)
2009 Shane Meyer (1995-98)
2010 Kegan Coleman (2001-04),
Joe Grubb (1989-92)

Eph & Mary Jane Markey Scholarship

(Presented by the UCM Foundation in honor of late UCM alums Eph Markey and Mary Jane Irvine Markey. Awarded to a Mules football player in honor of achievement in the classroom, on the football field, and in the community.)

1984 Robin Fisher, DB
1985 Steve Huff, PK
1986 Wil Myers, TE
1987 Doug Dahman, TE
1988 Elliott Eley, RB
1989 Jay Slusher, WR
1990 Not Awarded
1991 Shawn Schmelzle, OL
1992 Chance Wistrom, DE
1993 Carl Lawrence, RB
1994 Tim Schulte, DL
1995 Dan Kanzler, DL
1996 Jason Shoars, LB
1997 Brett Sramek, DB
1998 Mike Orlando, DB
1999 Clint Steiner, DB
2000 Andy Ball, LS & Tommy Harris, DE
2001 Andy Sims, LB
2002 Tim Ulrich, DE & Nate Thomas, WR
2003 Scott Young, TE
2004 Darryl Grace, OL
2005 Greg Race, LB; Dan Stookey, LB
2006 Mike Spiegel, WR; Kellen Nesbitt, S
2007 Jon Books, OL
2008 Adrian Singletary, LB
2009 Marc Tiernan, DE

Fighting Mules Football Scholarship

(Awarded from 2000-07 to a player who exemplified leadership, determination, and character. Funded by Bill Steinke)

2000-01 Ryan Ashcraft, PK
2001-02 Ryan Ashcraft, PK
2002-03 Ryan Ashcraft, PK
2003-04 Jeremy Wooden, DE
2004-05 Jamison Heiskell, WR
2005-06 Cooper Banks, OL
2006-07 Ted Maxwell, TE

Wesley Drummond Memorial Award


(Presented annually in the event of a victory during the fourth week of the football season to the UCM player who demonstrates overwhelming desire to succeed. Given in honor of former Mules football player Wesley Drummond)

1994 Paul Kaiser, QB
1998 Lamont Truitt, FS
2001 Lloyd Thompson, LB
2002 Tom Flick, DL
2003 Josh Weakly, OL
Colin Johnson, FS
2004 Jimmy Conner, WR
2005 Toby Korrodi, QB
2007 Kendall Ricketts, FS
2008 John Wood, DE
2009 Bobby Guillory, WR/KR

Top Gun Award

(Special Teams Player of the Year, 2001-09)

2001 Kevin Nickerson
2002 John McPherson
2003 John McPherson
2004 Kellen Nesbitt
2005 Dustin Patton
2006 Matt Frankel
2007 Matt Frankel
2008 Ryan Nesbitt
2009 Brent Boehringer



Jeff Wright became the first Mules player to make an active NFL roster. He played seven seasons for the Buffalo Bills and started at nose guard in four Super Bowls.

The Mules' most successful pro football player is **Jeff Wright**, who played for seven seasons (1988-94) with the Buffalo Bills and was their starting nose tackle in four Super Bowls. Chosen in the eighth round of the 1988 NFL Draft, Wright became the first player from Central to make an NFL team's regular-season roster.

A two-time first-team All-MIAA selection, he was MIAA Defensive Player of the Year as a senior. Wright was also a first-team All-American as a senior and led the team with 119 tackles and 7.5 sacks. Wright is the only Mules' football player to have his uniform number (79) retired. He also has established a football scholarship in his name at UCM and was a 1994 inductee into the UCM Athletic Hall of Fame.

Roderick Green, who was selected in the fifth round by the Baltimore Ravens in the spring of 2004, is the highest any UCM football player has ever been drafted. He saw action in five NFL seasons playing his first two in Baltimore and the last three with the San Francisco 49ers, finishing his career after the 2008 season.

Wide Receiver **Delanie Walker** is the Mules most recent draft choice (6th round), signing with the San Francisco 49ers in 2006. Last year in his fourth full season he played in all 16 games, and recorded 21 catches for 233 yards and had three carries for 34 yards. Playing mostly H-back, he also returned kicks and made 11 tackles on special teams last season. He signed a three-year, \$6 million contract in the summer of 2008, not to mention a \$1.8 million signing bonus.

Wide receiver **Todd Devoe** had a stint with the Denver Broncos where he caught his first NFL touchdown pass in 2005, and he has played with Toronto in the CFL. He played in the Arena League last season for the Orlando Predators.

Two other former Mules were also active in the Arena Football League. **Colston Weatherington** was drafted in the seventh round of the 2000 NFL draft by the Dallas Cowboys. Weatherington, who decided to pass up his final year of eligibility with the Mules, was the 207th player taken in the draft. He was released by the Cowboys in 2003, but signed as a free agent with

the Dallas Desperados of the Arena Football League. He was a four-time first-team All-AFL pick on defense and was named the AFL Lineman of the Year in 2008.

Kevin Nickerson, meanwhile, was named to the AFL All-Rookie team in 2005. His last action was with the Orlando Predators in 2008 and he had 73 receptions for 871 yards and 13 touchdowns as a wide receiver/defensive back and has been named All-Arena League two times. He also played with the Saskatchewan Roughriders of the Canadian Football League, and in 2003 he pulled in eight passes for 103 yards. He has played for three different teams in the Arena League

The Mules have had 10 players drafted by NFL teams and 50 have signed professional free agent contracts.

The year listed for the draft picks is the last year each player competed with the Mules. The year listed for the free agents is the UCM school year in which they signed.

Draft Picks

1966

Keith Browne, WR, 13th round,
Green Bay Packers

1967

* Mike St. Louis, OT, 13th round,
Washington Redskins
(St. Louis played briefly for the British
Columbia Lions in the Canadian
Football League)

1968

John Mack, RB, 17th round,
Green Bay Packers

1969

Larry Roberts, RB, 13th round,
Cleveland Browns

1970

Eddie Coates, WR, 15th round,
Detroit Lions

1972

Walter Rhone, DB, 14th round,
Los Angeles Rams

1977

Henry Mason, WR, 11th round,
Baltimore Colts

1987

* Jeff Wright, NG, 8th round,
Buffalo Bills

1999

* Colston Weatherington, 7th round,
Dallas Cowboys

2003

* Roderick Green, 5th round,
Baltimore Ravens

2005

* Delanie Walker, 6th round,
San Francisco 49ers



Roderick Green was the highest draft pick in UCM history, going in the fifth round of the 2004 NFL draft. He is seen here sacking Arizona Cardinals quarterback Matt Leinart in 2007.

Photo Courtesy of Jason Jenkins, San Francisco 49ers

Free Agents

1923

- * Ernie Windburn, E, St. Louis
- * Sox Werner, B, St. Louis

1940

- * Argyle Wakeman, E, Cincinnati

1961

- Jerry Boyce, RB, St. Louis

1963

- Jim D'Alesio, DB, Denver

1968

- Clark Frost, WR, Philadelphia

1969

- * Garret Hunsperger, DT, British Columbia (CFL)

Henry White, FB, Philadelphia

1971

- John Mack, LB, Kansas City

1973

- * John Mack, LB, Jacksonville (WFL)
- * Walter Rhone, DB, Chicago (WFL)

1974

- Raymond Bass, WR, Kansas City

1975

- Bruce Reed, LB, Kansas City
- Carlos Greene, RB, Kansas City

1976

- Steve Eskew, OT, Atlanta

1980

- Marcus Dixon, WR, Dallas
- Curtis Antrum, DB, Kansas City

1981

- Rick Williams, RB, St. Louis

1985

- Jim Bauwens, TE, Br. Columbia (CFL)

1987

- Phil Grimes, DE, L.A. Raiders

1988

- Elliott Eley, FB, New Orleans Saints
- Alvin Johnson, WR, Pittsburgh Steelers



Todd Devoe made his mark in NFL Europe in 2004 before scoring a touchdown for the Denver Broncos against the Eagles in 2005.

Photo Courtesy of the Denver Broncos

1991

- Mark Peoples, DB, New York Giants

1993

- Vince Jordan, WR, Washington Redskins

1994

- Henry Caldwell, RB, San Diego Chargers

1995

- * Mike Armstrong, DT, Memphis (CFL)

- Ron Florine, OT, Kansas City Chiefs

1996

- Ron Florine, OT, Houston Oilers

1997

- * Ron Florine, OT, Scottish Claymores (WLAFL)

1998

- Paul Kaiser, QB, Buffalo (AFL)

1999

- Craig Koontz, DE, British Columbia (CFL)

2000

- * Byron Mays, DL, Norfolk (AF2)

- * Kenneth Bouie, DL, Peoria (IFL)

- * John Davis, DL, Peoria (IFL)

- * Dexter Ford, RB, Peoria (IFL)

- * Kevin Diepenbrock, OL, Sioux City (IFL)



Kevin Nickerson was named to the Arena Football League All-Rookie Team in 2004 after leading the Austin Wranglers in receiving, scoring, and tackles. He has also been named to the All-Arena team two times.

Photo Courtesy of the Austin Wranglers



Delanie Walker is the second-highest pick in UCM history as he was drafted in the 6th round by the San Francisco 49ers in the 2006 NFL Draft. He is seen here returning a kickoff against the San Diego Chargers.

Photo Courtesy of Jason Jenkins, San Francisco 49ers

- * Jason Graham, RB, Sioux City (IFL)

- * Stanley Williams, DB, Sioux City (IFL)

- * Jason Hennigh, OL, Sioux City (IFL)

- * Lamont Truitt, DB, Sioux City (IFL)

2001-02

- * Chris Jackson, DB, Orlando (AFL)

- * Shane Meyer, K, Norfolk (AF2)

- * Mike Orlando, DB, Sioux City (IFL)

- * Mike Armstrong, DE, St. Louis (IFL)

2002-03

- * Kenneth Bouie, DL, Buffalo (AFL)

- * Kevin Nickerson, WR, Tulsa (AF2)

- * Joe Johnson, OL, British Columbia (CFL)

- Cable Davis, QB, Edmonton (CFL)

2003-04

- * Kevin Nickerson, WR, Saskatchewan (CFL)

- Todd Devoe, WR, Baltimore

- Dennis Gile, Saskatchewan (CFL)

- Joe Johnson, OL, Dallas

2004-05

- * Kevin Nickerson, WR/DB, Austin (AFL)

- * Colston Weatherington, TE/DL, Dallas (AFL)

- * Kenneth Bouie, DL, Peoria (UIF)

- * Jason Vanloo, LB, Peoria (UIF)

- * Kegan Coleman, RB, Saskatchewan (CFL)

- * Todd Devoe, WR, Denver (NFL)

- Joe Johnson, OL, Toronto (CFL)

- Chase Ward, OL, Houston (NFL)

2005-06

- Maurice White, DL, Oakland (NFL)

- * Joe Johnson, OL, Tulsa (AF2)

- * RoShawn Marshall, Calgary (CFL)

2006-07


- Toby Korrodi, QB, Arizona (NFL)

- Todd Devoe, WR, Saskatchewan (CFL)

2007-08

- Kendall Ricketts, FS, Toronto (CFL)

- * appeared in at least one professional regular season



Colston Weatherington spent a year with the NFL's Dallas Cowboys, and then was a starting defensive tackle/tight end with the Dallas Desperados of the Arena Football League.

Photo Courtesy of the Dallas Desperados

1950 - Mirza Shrine Bowl December 2, 1950 at Pittsburg, Kansas

Breaking loose in the final quarter, the Central Missouri Mules came from a 14-7 deficit to defeat the Pittsburg State Gorillas 32-21 in the first Mirza Shrine Bowl at Pittsburg, Kan.

The Mules capitalized on two Pittsburg State fumbles and two pass interceptions to score four touchdowns in the fourth quarter.

UCM was up 32-14 with :45 left when Ted Hoffman scored on a 90-yard pass. It was one of two passes the Gorillas' completed (in 11 attempts). The Mules, meanwhile, picked off four passes.

In the third quarter, PSU seemed to be driving for a touchdown when the Mules recovered a fumble and drove for Kelly Meyer's score-tying one-yard plunge early in the fourth quarter. Central Missouri scored three-more times in the period, once on a Dick Volkmer to Bill Ray touchdown pass (their second TD connection of the game). Johnny Gieringer rumbled 40-yards for another score, and Kenny Webster sprinted 64 yards for the Mules' final tally of the game.

While Pittsburg State struggled converting through the air, the Mules completed 14-of-22 passes against the stiff Kansas wind. The Gorillas did chalk up 417 yards on the ground, to 371 for UCM

The game was played as a benefit for the Shrine crippled children's hospital in St. Louis.

Central Missouri 32, Pittsburg State 21

Score by Quarters	1	2	3	4	Final
Pittsburg State (5-5)	7	0	7	7	-- 21
Central Missouri (8-3)	0	7	0	25	-- 32

Team Stats	CMSC	PSC
First Downs	15	15
Rushing (Yards)	371	417
Passing (Att-Comp-Int.)	22-15-0	2-11-4
Passing Yards	86	90
Total Offense	487	507
Fumbles-Lost	1-1	2-2
Punts (Avg.)	3-35.0	2-23.0
Penalties-Yards	0-0	2-15



The Mules racked up 371 yards rushing and 487 yards of total offense in winning the Mirza Shrine Bowl 32-21 over Pittsburg State.



Herb Robinson was named Lineman of the Game in the 1968 Mineral Water Bowl. He helped the Mules hold Doane 42.9 points below their nation-leading season average.

1968 - Mineral Water Bowl November 30, 1968 at Excelsior Springs, Missouri

A tough defensive game saw the Central Missouri Mules fall 10-0 to the Doane College Tigers in the 20th Annual Mineral Water Bowl in Excelsior Springs, Mo.

More than 7,000 fans descended on Excelsior Springs to witness defense against defense, as neither team could muster much of an attack.

On a damp, slick day the only points came in the second and fourth quarters for Doane, out of Crete, Neb.

Doane came in having gone a combined 28-0-1 the previous three seasons and ranked in the top 10 in the NCAA College Division polls.

Ron Sallier put the Tigers on the board first on a 38-yard run just before the half. Doane added a field goal in the final period.

Central Missouri did come away with two of the three individual player awards. Senior safety Larry Moore earned the Defensive Player of the Game, while All-MIAA defensive end Herb Robinson was named Lineman of the Game.

The entire Mules' defense could have been honored. Doane came into the game leading the nation with 457.1 yards and 52.9 points per game. Against CMSC, though, the Tigers managed just 256 yards and 10 points.

Larry Johnson led the Mules rushing attack with 50 yards on 16 carries. Steve Eckinger saw firsthand why Doane was the sixth-ranked defensive team in the country (allowing just 138 yards and 2.9 points per game. He lost 18 yards on nine attempts, including sack yardage, and completed just 5-of-19 passes for 61 yards. Clark Frost caught two of Eckinger's aerials for 43 yards.

Sallier was named Offensive Player of the Game for Doane.

Doane 10, Central Missouri 0

Score by Quarters	1	2	3	4	Final
Doane (10-0)	0	7	0	3	-- 10
Central Missouri (7-2-1)	0	0	0	0	-- 0

Attendance: 7,000

Team Stats	DC	CMSC
First Downs	17	7
Rushing (Yards)	151	59
Passing (Att-Comp-Int.)	24-7-1	19-5-2
Passing Yards	105	61
Total Offense	256	120
Fumbles-Lost	1-1	0-0
Punts (Avg.)	9-38.0	12-38.6

1970 - Pecan Bowl December 12, 1970 at Arlington, Texas

Just two seasons after appearing in their first NCAA-sanctioned bowl game, the Mules got back to the postseason. This time it was the prestigious Pecan Bowl in Arlington, Texas. The opponent: the No. 1 ranked Arkansas State University Indians.

Arkansas State came away with a 38-21 win, and with it the NCAA Midwest College Division title. The Pecan Bowl was one of only four College Division Championship games representing a section of the United States.

The Indians were appearing in their third consecutive Pecan Bowl after winning the Southland Conference and posting a 10-0 regular season record.

The Mules, meanwhile, were coming off a 9-1 regular season and the Missouri Intercollegiate Athletic Association co-championship.

UCM made a statement on the Indians' opening drive. After Arkansas State drove to the Mules' one-yard line, Earnie Harris and Gary Simpson stopped ASU's Calvin Harrell on fourth-and-one.

The Indians got on the board first on a 37-yard field goal with 4:30 left in the first quarter.

They added a touchdown pass before Steve Eckinger and Reggie James connected to make it 10-7, Arkansas State.



Wingback Reggie James was one of the few bright spots for Central Missouri in the 1970 Pecan Bowl. He scored the Mules' first touchdown on a 12-yard pass from Steve Eckinger.

The Indians, though, answered with another touchdown pass and a 17-7 lead with 1:28 left in the half. A third Arkansas State aerial on the Indians' second possession of the second half, made it 24-7. It marked the first time all year the Mules had been scored on in the third quarter.

The Mules fell behind 31-7 when **Russ Weber's** punt was blocked and recovered in the end zone.

Harrell's touchdown and the ensuing extra point made it 38-7 before the Mules finally were able to get back on the scoreboard.

After recovering an ASU fumble, the Mules made it 38-14, as Eckinger found **Ron Culp**.

The Mules final score came with just :38 remaining in the game. Taking advantage of another Arkansas State fumble, **Ira Clemons** hit pay dirt.

Eckinger completed 22-of-44 passes for 216 yards and two touchdowns, and the Mules' ballcarriers tacked on 110 yards and a score.

Arkansas State 38, Central Missouri 21

Score by Quarters	1	2	3	4	Final
Central Missouri (9-2)	0	7	0	14	-- 21
Arkansas State (11-0)	3	14	7	14	-- 38

Attendance: 9,500

Team Stats	CMSC	ASU
First Downs	20	21
Rushing (Yards)	110	216
Passing (Att-Comp-Int.)	44-22-3	20-14-3
Passing Yards	226	293
Total Offense	336	509
Fumbles-Lost	1-1	3-3
Punts (Avg.)	10-31.0	2-40.0
Penalty Yard	60	71

2001 - Mineral Water Bowl December 1, 2001 at Excelsior Springs, Missouri

A 9-2 regular-season record led the Mules to the 36th Mineral Water Bowl in Excelsior Springs, Mo. There, the Mules captured a 48-17 win over Northern Sun Intercollegiate Conference runner-up Minnesota-Duluth.

The bowl win marked the first time in school history a Mules team had reached 10 victories.

The Mules jumped out to a 20-0 lead on the Bulldogs after one quarter. **Todd Devoe** grabbed two touchdown passes, one from junior wide receiver **Don Robinson** on a flanker option for 39 yards and the other from **Dennis Gile** that went for a Mineral Water Bowl-record 99 yards. In between, **Lee Thompson** was able to cash in from 10 yards.

UMD rallied to cut the Mules lead in half just minutes into the second quarter. After getting a 75-yard return on the kickoff following Devoe's second touchdown, the Bulldogs scored on a two-yard run by running back Andrew Bungum.

Minnesota-Duluth then executed an onside kick and recovered at the UMD 45. The Bulldogs settled for a 37-yard field goal by Chad Gerlach to make it 20-10 with 12:27 left in the first half.

The Mules had an answer, going 71 yards in six plays, with **Mike Carter** catching a Gile pass for a nine-yard score.

UMD linebacker Adam Skinner picked up a Gile fumble and put the Bulldogs back within 10 on a 32-yard return to make it 27-17.



The Mules' 48-17 Mineral Water Bowl win over Minnesota-Duluth in 2001 gave UCM a school-record 10 wins. It was the Mules' first postseason appearance since 1970.

Duluth returned the favor when UCM's **Greg Zerr** scooped up a fumble by wide receiver Tim Battaglia and ran 19 yards to make 34-17, where it stood at halftime.

UCM wrapped up the scoring with Thompson scoring on a 5-yard run, and **Joey Robinson** returning an interception 80 yards for a score.

Devoe set a bowl record with 163 receiving yards and earned Offensive MVP honors. Joey Robinson had three pass breakups to go with his interception return to pick up the Defensive MVP.

Central Missouri 48, Minnesota-Duluth 17

Score by Quarters	1	2	3	4	Final
Central Missouri (10-2)	20	14	7	7	- 48
Minnesota-Duluth (9-3)	0	17	0	0	- 17

Attendance: 3,592

Team Stats	UCM	UMD
First Downs	21	17
Rushing (Att./Yards)	33-183	49-58
Passing (Att-Comp-Int.)	27-13-1	28-13-2
Passing Yards	302	130
Total Offense	485	188
Fumbles-Lost	2-1	3-1
Punting (Number-Avg)	2-39.0	8-39.9
Penalties-Yards	4-40	5-45

2002 - NCAA Division II Playoffs November 23, 2002 at Greeley, Colorado

Central Missouri had such a good experience in the 2001 postseason, the Mules made an extra effort to advance in 2002. And advance they did, earning their first ever trip to the NCAA Division II Playoffs. A thrilling 23-20 overtime victory at MIAA-rival Pittsburg State University ensured the Mules their first berth in the D-II playoffs and, while the outcome was not what Central faithful had hoped for (a 49-28 loss at the University of Northern Colorado), it set the stage for the Cardinal & Black to move among the elite teams in the NCAA Division II ranks.

After the opening kickoff went into the end zone for a touchback, UCM needed just 22 seconds to get on the board, as **Don Robinson** launched a pass to a wide open **Todd Devoe**, who raced the rest of the way untouched for the score.

After stopping the Bears on three-and-out on their own 24 yard line, the Mules' **Pat Nussbeck** squirted through to block the punt, and when Devoe scooped it up and ran in, it was 14-0 Central Missouri.

The Mules defense again held and forced UNC to punt, and UCM again struck quickly, **Dennis Gile** hitting **Mike Carter** for a 76-yard pitch and catch and a 21-0 Central Missouri lead.

But then UNC woke up, scoring 28-unanswered points to take a 28-21 halftime lead. Eric Nelson scored on receptions of 29 and 54 yards from Mark Passard, Ron Scott plunged over from a yard out, and Adam Matthews went 23 yards for a score.

In the second half it was more of the same, as Passard connected with Brad Pyatt from 21 yards out at the 12:08 mark of the third quarter, and then hit Nelson on a 51-yard screen pass.

UCM finally got back on the board with 13:54 to go in the ballgame, as **Nate Thomas** took a UNC punt 79 yards up the right side line to give the Cardinal & Black some hope.

But then Nelson stuck a dagger in the Mules' heart, as he needed just one play on Northern Colorado's next possession to go 70 yards to make the final score 49-28.

Devoe nabbed eight passes for 150 yards and a score to lead the Mules

Northern Colorado 49, Central Missouri 28

Score by Quarters	1	2	3	4	Final
Central Missouri (10-2)	21	0	0	7	- 28
Northern Colorado (11-1)	7	21	14	7	- 49

Attendance: 4,121


Team Stats	UCM	UNC
First Downs	10	23
Rushing (Att./Yards)	28-64	48-364
Passes Att-Comp-Int.	28-14-1	27-14-0
Passing Yards	245	326
Total Offense	309	690
Fumbles-Lost	0-0	0-0
Punting (Number-Avg)	12-37.2	7-29.1
Penalties-Yards	4-35	1-5



Todd Devoe proved to be a moneymen for the Mules in the post season. In two games, he had 14 receptions for 313 yards and scored three touchdowns.



1926 * 7-0-1 * Head Coach - Tad C. Reid




1956 * 7-2 * Head Coach - Lew Comer




1970 * 9-2 * Head Coach - Howard Mahanes




1983 * 6-5 * Head Coach - Terry Noland




1986 * 9-2 * Head Coach - Terry Noland



1987 * 7-3-1 * Head Coach - Terry Noland



1988 * 6-5 * Head Coach - Terry Noland



2003 * 9-2 * Head Coach - Willie Fritz

Over the past 97 years, the MIAA has gained the reputation of being one of the top NCAA Division II conferences in the nation.

MIAA student-athletes have won 15 NCAA team championships and, since 1964, over 170 individual national titles. The MIAA currently conducts championships in seven sports for men and eight for women.

For the men, champions are crowned in football, cross country, basketball, indoor and outdoor track & field, baseball, tennis and golf. The women compete for titles in volleyball, cross country, soccer, basketball, indoor and outdoor track & field, softball, golf and tennis.

The MIAA turned a new page on July 1, 1992, when the NCAA Division II conference changed its name from the Missouri Intercollegiate Athletic Association to the Mid-America Intercollegiate Athletics Association.

The decision to make the change originated in 1989, when Pittsburg State University and Washburn University became the first schools outside the state of Missouri to gain membership in the MIAA.

The conference was first organized in 1912 with 14 member institutions. Of those original members, University of Central Missouri, Truman State University, and Northwest Missouri State University are the only original schools still members.

The first change in membership came in 1924, when the MIAA reorganized to include only the five regional Missouri state colleges: Central, Truman (at the time known as Northeast Missouri State), Northwest, Southeast Missouri State University and Southwest Missouri State University. Over the next 56 years, three schools joined the membership: the Missouri School of Mines (now University of Missouri-Rolla) in 1935, Lincoln University in 1970, and the University of Missouri-St. Louis in 1980.

The 1980s brought the biggest changes in the conference. In 1981, Southwest Missouri State University opted to move to NCAA Division I and the MIAA appointed its first full-time commissioner, Ken Jones, in July.

He would be in the position for 16 years, retiring in 1997. Former Gulf South and Metro commissioner Ralph McFillen succeeded Jones and served until 2006. Former Texas A&M-Commerce athletic director and Central Missouri associate athletic director Jim Johnson took over for McFillen in July of 2006.

Southwest Baptist University brought membership back to eight schools in 1986, before the major expansion of the conference in 1989. Pittsburg State, Washburn, Missouri Southern State College (now University) and Missouri Western State College – formerly members of the Central States Intercollegiate Conference – began competition in the 1989-90 season.

Southeast Missouri State left the MIAA following the 1990-91 season to move on to NCAA Division I, and was replaced by Emporia State University in the 1991-92 season.

In August 1991, Judy Willson was hired as the MIAA's first full-time sports information director. She left in 1994, and was succeeded by Matt Newbery, formerly the assistant sports information director at Pittsburg State. He became assistant commissioner for media relations in 2005. He left in the summer of 2009, and was replaced by Kellen Coleman.

A third full-time staff member was added in 2005, as former Emporia State track athlete Natasha Oakes was hired as assistant commissioner for compliance. A fourth member was added in 2007 as Larry House became the Coordinator of External Affairs.

The membership of the MIAA is now at 11 schools with the addition of Fort Hays (Kan.) State University in 2006 and the University of Nebraska-Omaha in 2008. Lincoln University is scheduled to re-enter the MIAA in 2010-11, which will put the membership at 12 schools.



Jim Johnson
MIAA
Commissioner



Larry House
Coordinator of
External Affairs



Natasha Oaks
Assistant
Commissioner
for
Compliance

MIAA Members

School	Joined MIAA
University of Central Missouri	1912
Emporia State University	1991
Fort Hays State University	2006
Lincoln University	1970-1999, 2010
Missouri Southern State University	1989
Missouri Western State College	1989
University of Nebraska-Omaha	2008
Northwest Missouri State University	1912
Pittsburg State University	1989
Southwest Baptist University	1986
Truman State University	1912
Washburn University	1989

MIAA Historical Timeline

- 1912:** Original MIAA formed - Cape Girardeau State Teachers, Kirksville State Teachers, Maryville State Teachers, Springfield State Teachers, Warrensburg State Teachers, Central College, Central Wesleyan, Culver-Stockton, Drury, Missouri Valley, Missouri Wesleyan, Tarkio, Westminster, and William Jewell.
- 1924:** The MIAA reorganized to include only the five regional state colleges - Central, Northwest, Northeast, Southwest and Southeast. Sports include Football basketball and outdoor track and field.
- 1931:** Tennis added as a conference sport.
- 1932:** Indoor track added as an MIAA sport.
- 1934:** Golf added as a conference sport.
- 1935:** Missouri School of Mines (now Missouri-Rolla) joins the MIAA.
- 1957:** MIAA joins the National Collegiate Athletic Association (NCAA) College Division.
- 1958:** Cross Country added as an MIAA sport.
- 1970:** Lincoln University joins the MIAA.
- 1980:** University of Missouri-St. Louis joins the MIAA.
- 1981:** Soccer added as a conference sport. Ken B. Jones is appointed as MIAA's first full-time commissioner. Southwest Missouri State leaves for NCAA Division I.
- 1982:** The MIAA begins sponsoring championships in women's athletics.
- 1988:** Southwest Baptist University joins the MIAA.
- 1989:** Missouri Southern State, Missouri Western State, Pittsburg State and Washburn join MIAA. Soccer championship suspended.
- 1991:** Southeast Missouri State leaves the MIAA for NCAA Division I, Emporia State joins the MIAA.
- 1992:** Name changed to Mid-America Intercollegiate Athletics Association.
- 1994:** Soccer championship play resumes.
- 1996:** Missouri-St. Louis completes final season before moving to the Great Lakes Valley Conference. Northeast Missouri State changes name to Truman State University.
- 1997:** Ralph McFillen appointed MIAA's second full-time commissioner.
- 1999:** Women's Soccer championship play begins; Men's soccer dropped as a conference sport. Lincoln University leaves to be an Independent.
- 2005:** University of Missouri-Rolla leaves the MIAA for the Great Lakes Valley Conference. Missouri Western granted university status, becoming Missouri Western State University.
- 2006:** Fort Hays State University joins the MIAA
Jim Johnson appointed MIAA's third full-time commissioner.
- 2008:** Nebraska-Omaha joins the MIAA. Southwest Baptist drops out in football.
- 2009:** Lincoln University is approved to re-enter the MIAA in 2010-11. 2011

2009 MIAA Standings

	----- MIAA -----					----- Overall -----			
	W-L	Pct.	PF	PA	GP	W-L	Pct.	PF	PA
Northwest Mo. St. (1)	9-0	1.000	427	163	15	14-1	0.933	632	280
Mo. Western St.	6-3	0.667	333	260	12	9-3	0.750	451	309
Central Mo.	6-3	0.667	265	217	11	8-3	0.727	354	258
Washburn (25)	6-3	0.667	340	201	11	8-3	0.727	449	236
Neb.-Omaha	6-3	0.667	286	236	12	7-5	0.583	387	298
Fort Hays St.	4-5	0.444	289	364	11	6-5	0.545	365	402
Pittsburg St.	3-6	0.333	240	280	11	5-6	0.455	323	306
Mo. Southern St.	3-6	0.333	226	309	10	3-7	0.300	241	326
Emporia St.	1-8	0.111	164	330	11	2-9	0.182	233	379
Truman	1-8	0.111	123	333	11	2-9	0.182	190	371

() – Rank in AFCA Division II Poll

2009 All-MIAA Football Team

First Team Offense

QB: Blake Bolles, Jr., Northwest Missouri
 RB: LaRon Council, Sr. Northwest Missouri** [r1]
 RB: Levi Terrell, Fr., Nebraska-Omaha
 WR: Jake Soy, So., Northwest Missouri**
 WR: Cedric Houston, Sr., Missouri Western
 TE: Mike Higgins, Jr., Nebraska-Omaha
 OL: Harrison Lingenfelter, Jr., Nebraska-Omaha
 OL: Jason Wiseman, Jr., Northwest Missouri
 OL: Brett Grozinger, Jr., Northwest Missouri
 OL: Wes Yarbough, Sr., Fort Hays State
 OL: Nathan Martin, Sr., Missouri Western
 K: Greg Zuerlein, Jr., Nebraska-Omaha [r1]
 KR/PR: C.J. Lovett, Sr., Fort Hays State

**Unanimous Selection

[r1] - Repeat first team selection from last season

First Team Defense

DL: Zac Keller, Sr., Nebraska-Omaha
 DL: Eric Lawrence, Sr., Washburn
DL: P.J. South, Jr., Central Missouri
 DL: Tyler Roach, Sr., Northwest Missouri
 LB: Zach Watkins, Sr., Washburn** [r1][r1]
 LB: Chad Kilgore, So., Northwest Missouri
 LB: Eric Sternberg, Sr., Truman
DB: Randy Shepherd, Sr., Central Missouri**
 DB: Myles Burnsides, Sr., Northwest Missouri [r1][r1]
 DB: Pierre Desir, Fr., Washburn
 DB: Ryan Jones, Jr., Northwest Missouri
P: Jordan Hofer, Sr., Central Missouri

**Unanimous Selection

[r1] - Repeat first team selection from last season

[r1][r1] - Repeat first team selection from the last two seasons

OFFENSIVE PLAYER OF THE YEAR

LaRon Council, Sr., RB, Northwest Missouri

DEFENSIVE PLAYER OF THE YEAR

Zach Watkins, Sr., LB, Washburn

FRESHMAN OF THE YEAR

Levi Terrell, RB, Nebraska-Omaha

COACH OF THE YEAR

Mel Tjeerdsma, Northwest Missouri

Second Team Offense

QB: Mike Garrison, Jr., Fort Hays State
 QB: Dane Simoneau, So., Washburn
RB: Anthony Stewart, Jr., Central Missouri
 RB: James Walker, Jr., Fort Hays State
 WR: O.J. Murdock, Jr., Fort Hays State
 WR: Drameagon Powers, Sr., Washburn
TE: DeMarco Cosby, Jr., Central Missouri
 OL: Brian Folkerts, So., Washburn
 OL: Dennis Bergland, Jr., Nebraska-Omaha
 OL: Jay Nunez, Sr., Pittsburg State
 OL: Ty Lewis, Jr., Washburn
 OL: Chris Norris, Sr., Missouri Southern
 OL: Todd Shelton, Sr., Missouri Western
 K: Steve Ivanisevic, Sr., Washburn
 KR/PR: Cedric Houston, Sr., Missouri Western

[Note: Ties in voting created an additional spot at QB and OL]

Second Team Defense

DL: Sean Paddock, Sr., Northwest Missouri
 DL: Jairius Jarvis, Jr., Missouri Southern
 DL: Shayne Shade, Jr., Northwest Missouri
 DL: Ben Bianchino, Sr., Washburn
DL: Jeremy Wallace, So., Central Missouri
 LB: Bobby Stroup, Jr., Nebraska-Omaha
 LB: Sean Whitters, Jr., Missouri Western
 LB: Michael Krajicek, Sr., Washburn
 DB: C.J. Lovett, Sr., Fort Hays State
 DB: Casey Curran, Jr., Washburn
 DB: Demetrius Lavant, Sr., Truman
 DB: Alex Kuhlman, Jr., Pittsburg State
 P: Ethan Kosjer, So., Fort Hays State
 [Note: Ties in voting created an additional spot at DL]

UCM Honorable Mention Selections

Eric Czerniewski, Jr., QB;
Bobby Guillory, Sr., WR/KR;
Nate Stoffel, So., OL;
Mike Martin, Sr., OL;
Chris Gilchrist, Sr., DL

Team Statistics

Total Offense	G	Rush	Pass	Plays	Yards	Avg/P	TD	Yds/G
1. NW Missouri	15	2640	4484	1047	7124	6.8	80	474.9
2. Washburn	11	1994	3214	741	5208	7.0	52	473.5
3. Nebraska-Omaha	12	2118	3100	881	5218	5.9	43	434.8
4. Pittsburg State	11	2376	2402	742	4778	6.4	44	434.4
5. Central Missouri	11	1504	3060	731	4564	6.2	46	414.9
6. Missouri Western	12	1803	3151	845	4954	5.9	54	412.8
7. Fort Hays State	11	1656	2604	741	4260	5.7	40	387.3
8. MO Southern	10	1640	2000	733	3640	5.0	32	364.0
9. Emporia State	11	2011	1907	804	3918	4.9	34	356.2
10. Truman State	11	1463	1595	716	3058	4.3	20	278.0

MIAA Record: 8976 yards, Pittsburg State, 2004

Total Defense	G	Rush	Pass	Plays	Yards	Avg/P	TD	Yds/G
1. NW Missouri	15	1330	3469	1041	4799	4.6	34	319.9
2. Missouri Western	12	1607	2429	763	4036	5.3	40	336.3
3. Nebraska-Omaha	12	1519	2600	732	4119	5.6	36	343.2
4. Washburn	11	1483	2428	818	3911	4.8	31	355.5
5. Pittsburg State	11	1463	2712	724	4175	5.8	38	379.5
6. Emporia State	11	1875	2451	750	4326	5.8	43	393.3
7. Truman State	11	2511	2079	758	4590	6.1	43	417.3
8. Central Missouri	11	1589	3004	792	4593	5.8	35	417.5
9. MO Southern	10	1601	2907	770	4508	5.9	40	450.8
10. Fort Hays State	11	2193	2850	820	5043	6.2	50	458.5

MIAA Record: 1714 yards, Missouri-Rolla, 1949

Rushing Offense	G	Att	Yards	Avg	TD	Yds/G
1. Pittsburg State	11	485	2376	4.9	26	216.0
2. Emporia State	11	484	2011	4.2	21	182.8
3. Washburn	11	406	1994	4.9	24	181.3
4. Nebraska-Omaha	12	504	2118	4.2	22	176.5
5. NW Missouri State	15	561	2640	4.7	35	176.0
6. Missouri Southern	10	407	1640	4.0	14	164.0
7. Fort Hays State	11	384	1656	4.3	22	150.5
8. Missouri Western	12	480	1803	3.8	22	150.2
9. Central Missouri	11	328	1504	4.6	25	136.7
10. Truman State Univ.	11	443	1463	3.3	11	133.0

MIAA Record: 5,320 yards, Pittsburg State, 2004

Rushing Defense	G	Rushes	Yards	Avg	TD	Yds/G
1. NW Missouri State	15	524	1330	2.5	13	88.7
2. Nebraska-Omaha	12	377	1519	4.0	21	126.6
3. Pittsburg State	11	362	1463	4.0	14	133.0
4. Missouri Western	12	417	1607	3.9	20	133.9
5. Washburn	11	458	1483	3.2	18	134.8
6. Central Missouri	11	409	1589	3.9	16	144.5
7. Missouri Southern	10	404	1601	4.0	18	160.1
8. Emporia State	11	425	1875	4.4	20	170.5
9. Fort Hays State	11	452	2193	4.9	25	199.4
10. Truman State Univ.	11	478	2511	5.3	25	228.3

MIAA Record: 346 yards, Missouri-Rolla, 1980

Pass Offense	G	Att	Cmp	Int	Pct	Yards	Avg	TD	Yds/G
1. NW Missouri State	15	486	338	13	69.5	4484	9.2	45	298.9
2. Washburn	11	335	198	10	59.1	3214	9.6	28	292.2
3. Central Missouri	11	403	248	12	61.5	3060	7.6	21	278.2
4. Missouri Western	12	365	226	12	61.9	3151	8.6	32	262.6
5. Nebraska-Omaha	12	377	232	12	61.5	3100	8.2	21	258.3
6. Fort Hays State	11	357	218	8	61.1	2604	7.3	18	236.7
7. Pittsburg State	11	257	150	11	58.4	2402	9.3	18	218.4
8. Missouri Southern	10	326	171	23	52.5	2000	6.1	18	200.0
9. Emporia State	11	320	150	18	46.9	1907	6.0	13	173.4
10. Truman State	11	273	133	13	48.7	1595	5.8	9	145.0

MIAA Record: 4484 yards, Northwest Missouri State, 2009

Pass Defense	G	Att	Cmp	Int	Pct	Yards	Avg	TD	Yds/G
1. Truman State	11	280	153	12	54.6	2079	7.4	18	189.0
2. Missouri Western	12	346	192	19	55.5	2429	7.0	20	202.4
3. Nebraska-Omaha	12	355	190	13	53.5	2600	7.3	15	216.7
4. Washburn	11	360	229	14	63.6	2428	6.7	13	220.7
5. Emporia State	11	325	179	16	55.1	2451	7.5	23	222.8
6. NW Missouri State	15	517	297	25	57.4	3469	6.7	21	231.3
7. Pittsburg State	11	362	210	9	58.0	2712	7.5	24	246.5
8. Fort Hays State	11	368	212	11	57.6	2850	7.7	25	259.1
9. Central Missouri	11	383	218	13	56.9	3004	7.8	19	273.1
10. MO Southern	10	366	220	8	60.1	2907	7.9	22	290.7

MIAA Record (for fewest yards allowed): 456 yards, Missouri-Rolla, 1951

Scoring Offense	G	TD	XP	2XP	DXP	FG	Saf	Pts	P/G
1. NW Missouri State	15	88	86	0	2	4	1	632	42.1
2. Washburn	11	56	52	0	0	19	2	449	40.8
3. Missouri Western	12	59	55	0	0	14	0	451	37.6
4. Fort Hays State	11	48	45	0	0	10	1	365	33.2
5. Nebraska-Omaha	12	49	40	1	0	17	0	387	32.2
6. Central Missouri	11	49	42	0	0	6	0	354	32.2
7. Pittsburg State	11	44	37	2	0	6	0	323	29.4
8. Missouri Southern	10	33	25	2	0	4	1	241	24.1
9. Emporia State	11	34	17	3	0	2	0	233	21.2
10. Truman State Univ.	11	23	22	1	1	8	1	190	17.3

MIAA Record/Points: 837 points, Pittsburg State, 2004

MIAA Record/Points per Game: 55.8, Pittsburg State, 2004

Scoring Defense	G	TD	XP	2XP	DXP	FG	Saf	Pts	P/G
1. NW Missouri State	15	36	27	1	0	11	1	280	18.7
2. Washburn	11	31	28	1	0	6	1	236	21.5
3. Missouri Western	11	35	26	2	0	6	0	258	23.5
4. Nebraska-Omaha	12	40	37	2	1	5	0	298	24.8
5. Missouri Western	12	43	39	0	0	4	0	309	25.8
6. Pittsburg State	11	40	33	0	0	11	0	306	27.8
7. Missouri Southern	10	41	36	1	0	14	0	326	32.6
8. Truman State Univ.	11	48	44	0	0	13	0	371	33.7
9. Emporia State	11	49	43	1	1	12	1	379	34.5
10. Fort Hays State	11	53	47	1	0	11	1	402	36.5

MIAA Record/Points Allowed: 6, Northwest Missouri State, 1931

MIAA Record/Points per Game: 0.7, Northwest Missouri State, 1931

Turnover Margin	G	----Gained----			----Lost----			Mar	Per/G
		Fum	Int	Tot	Fum	Int	Tot		
1. NW Missouri State	15	11	25	36	8	13	21	+15	1.00
2. Washburn	11	12	14	26	7	10	17	+9	0.82
3. Missouri Western	12	12	19	31	11	12	23	+8	0.67
4. Central Missouri	11	8	13	21	5	12	17	+4	0.36
5. Nebraska-Omaha	12	7	13	20	8	12	20	+0	0.00
Emporia State	11	11	16	27	9	18	27	+0	0.00
Fort Hays State	11	8	11	19	11	8	19	+0	0.00
8. Truman State Univ.	11	9	12	21	9	13	22	-1	-0.09
9. Pittsburg State	11	4	9	13	11	11	22	-9	-0.82
10. Missouri Southern	10	8	8	16	8	23	31	-15	-1.50

Punting	G	No.	Yards	Avg	Ret	Yds	Avg	Net/P
1. Washburn	11	39	1513	38.8	49	1.3	4	35.5
2. Central Missouri	11	50	1949	39.0	138	2.8	4	34.6
3. Emporia State	11	63	2379	37.8	303	4.8	2	32.3
4. Pittsburg State	11	35	1400	40.0	153	4.4	6	32.2
5. Fort Hays State	11	46	1754	38.1	194	4.2	4	32.2
6. Nebraska-Omaha	12	46	1690	36.7	151	3.3	4	31.7
7. Missouri Western	12	44	1564	35.5	117	2.7	3	31.5
8. NW Missouri State	15	55	1887	34.3	186	3.4	2	30.2
9. Missouri Southern	10	56	1893	33.8	242	4.3	2	28.8
10. Truman State Univ.	11	64	2407	37.6	514	8.0	5	28.0

MIAA Record: No Record Kept

Time of Possession	G	Total Time	Avg/G
1. Nebraska-Omaha	12	412:23	34:21
2. Missouri Western	12	399:42	33:18
3. Pittsburg State	11	356:50	32:26
4. Truman State Univ.	11	335:48	30:31
5. Emporia State	11	332:19	30:12
6. Central Missouri	11	321:29	29:13
7. NW Missouri State	15	437:01	29:08
8. Fort Hays State	11	308:18	28:01
9. Missouri Southern	10	272:24	27:14
10. Washburn	11	285:51	25:59

MIAA Record: No Record Kept

PUNT RETURN AVG	G	Ret	Yds	TD	Avg
1. Fort Hays State	11	12	385	3	32.1
2. Missouri Western	12	18	314	2	17.4
3. NW Missouri State	15	34	461	3	13.6
4. Nebraska-Omaha	12	25	294	2	11.8
5. Truman State Univ.	11	13	133	1	10.2
6. Washburn	11	33	318	3	9.6
7. Central Missouri	11	30	289	0	9.6
8. Pittsburg State	11	19	165	0	8.7
9. Missouri Southern	10	13	67	0	5.2
10. Emporia State	11	21	101	0	4.8

Individual Statistics

Rushing	Cl	G	Att	Yds	Avg	TD	Yd/G
1. Council,LaRon, NWMSU	SR	15	299	1782	6.0	22	118.8
2. Isaac,Terrance, PSU	JR	10	165	893	5.4	9	89.3
3. Moore,Vershon, WU	FR	11	156	961	6.2	8	87.4
4. Walker,James, FHSU	JR	11	206	903	4.4	10	82.1
5. Hodges,Thomas, MWSU	JR	11	200	890	4.4	9	80.9
6. Stewart,Anthony, UCM	JR	11	163	866	5.3	12	78.7
7. Hill,Michael, MWSU	FR	12	180	792	4.4	8	66.0
8. Smart,Kevin, ESU	JR	10	112	634	5.7	11	63.4
9. Hunt,Toderick, MSSU	SR	10	154	631	4.1	3	63.1
10. Johnson,Johnny, MSSU	SR	10	115	569	4.9	7	56.9

MIAA Record Yards (Reg Season): 2265, Brian Shay, ESU, 1998

Pass Efficiency	Cl	G	Att	Cm	Int	Pct.	Yds	TD	Yd/G
1. Bolles,Blake-NWMSU	JR	15	449	312	13	69.5	4145	42	172.1
2. Simoneau,Dane-WU	SO	11	309	186	9	60.2	2955	26	162.5
3. Newhart,Drew-MWSU	JR	12	346	217	11	62.7	3034	31	159.6
4. Wunderlich,Greg-UNO	SR	11	327	208	10	63.6	2794	21	150.5
5. McCoy,John-PSU	JR	10	162	90	7	55.6	1467	11	145.4
6. Czerniewski,Eric-UCM	JR	11	370	230	11	62.2	2818	19	137.1
7. Garrison,Mike-FHSU	SR	11	356	217	8	61.0	2606	18	134.6

Passing/Game	Cl	G	Att	Cm	Int	Pct.	Yds	TD	Yd/G
1. Bolles,Blake-NWMSU	JR	15	449	312	13	69.5	4145	42	278.6
2. Simoneau,Dane-WU	SO	11	309	186	9	60.2	2955	26	263.6
3. Czerniewski,Eric-UCM	JR	11	370	230	11	62.2	2818	19	256.2
4. Wunderlich,Greg-UNO	SR	11	327	208	10	63.6	2794	21	254.0
5. Newhart,Drew-MWSU	JR	12	346	217	11	62.7	3034	31	252.8
6. Garrison,Mike-FHSU	SR	11	356	217	8	61.0	2606	18	236.9
7. McCoy,John-PSU	JR	10	162	90	7	55.6	1467	11	146.7
8. Smith,Jeff-PSU	SO	9	93	59	4	63.4	923	7	102.6
9. Eckenrode,Tyler-ESU	FR	9	89	41	2	46.1	551	1	61.2
10. Smith,Sheldon-ESU	SO	10	20	8	2	40.0	188	2	18.8

MIAA Record, Yards: 4145, Blake Bolles, NWMSU, 2009

Total Offense	Cl	G	Rush	Pass	Plays	Total	Yds/G
1. Bolles,Blake-NWMSU	JR	15	113	4145	525	4258	283.9
2. Garrison,Mike-FHSU	SR	11	375	2606	438	2981	271.0
3. Simoneau,Dane-WU	SO	11	-33	2955	333	2922	265.6
4. Czerniewski,Eric-UCM	JR	11	42	2818	418	2860	260.0
5. Newhart,Drew-MWSU	JR	12	28	3034	391	3062	255.2
6. Wunderlich,Greg-UNO	SR	11	-68	2794	364	2726	247.8
7. McCoy,John-PSU	JR	10	327	1467	251	1794	179.4
8. Smith,Jeff-PSU	SO	9	284	923	154	1207	134.1
9. Council,LaRon-NWMSU	SR	15	1782	3	300	1785	119.0
10. Isaac,Terrance-PSU	JR	10	893	0	165	893	89.3

MIAA Record, Yards: 4258, Blake Bolles, NWMSU, 2009

Receiving Yards	Cl	G	Rec	Yard	TDs	Avg.	Yds/G
1. Soy,Jake-NWMSU	SO	15	92	1559	27	16.9	103.9
2. Houston,Cedric-MWSU	SR	12	57	1006	15	17.6	83.8
3. Fisher,Kendall-PSU	SR	11	47	876	7	18.6	79.6
4. Higgins,Mike-UNO	JR	12	50	848	9	17.0	70.7
5. Murdock,O.J.-FHSU	JR	10	35	697	8	19.9	69.7
6. Miller,Brian-UNO	FR	10	44	691	3	15.7	69.1
7. Powers,Drameago-WU	SR	11	42	758	6	18.0	68.9
8. Stewart,Anthony-UCM	JR	11	54	714	4	13.2	64.9
9. Zerkel,Landon-MSSU	FR	10	44	641	6	14.6	64.1
10. Thompson,Daniel-MSSU	SR	10	40	578	10	14.4	57.8

MIAA Record, Receiving Yards: 1559, Jake Soy, NWMSU, 2009

Receptions	Cl	G	Rec	Yard	TDs	Avg.	Rec/G
1. Soy,Jake-NWMSU	SO	15	92	1559	27	16.9	6.13
2. Stewart,Anthony-UCM	JR	11	54	714	4	13.2	4.91
3. Houston,Cedric-MWSU	SR	12	57	1006	15	17.6	4.75
4. Miller,Brian-UNO	FR	10	44	691	3	15.7	4.40
Zerkel,Landon-MSSU	FR	10	44	641	6	14.6	4.40
6. Fisher,Kendall-PSU	SR	11	47	876	7	18.6	4.27
7. Higgins,Mike-UNO	JR	12	50	848	9	17.0	4.17
8. Clausen,Adam-MWSU	SO	12	49	666	8	13.6	4.08
9. Thompson,Daniel-MSSU	SR	10	40	578	10	14.4	4.00

MIAA Record, Receptions: 143, Nick Smart, SBU, 2007

All-Purpose Yards	Cl	G	Rush	Rev	PR	KR	Yards	Yd/G
1. Stewart,Anthony-UCM	JR	11	866	714	0	27	1607	146.1
2. Council,LaRon-NWMSU	SR	15	1782	349	0	0	2131	142.1
3. Houston,Cedric-MWSU	SR	12	28	1006	202	419	1655	137.9
4. Thomas,Jon-PSU	SO	11	28	360	127	871	1386	126.0
5. Moore,Vershon-WU	FR	11	961	327	13	0	1301	118.3
6. Walker,James-FHSU	JR	11	903	281	0	0	1184	107.6
7. Simmons,Jordan-NWMSU	FR	13	234	332	325	465	1356	104.3
8. Soy,Jake-NWMSU	SO	15	-4	1559	0	0	1555	103.7
9. Guillory,Bobby-UCM	SR	11	216	320	0	587	1123	102.1
10. Page,La'Darrian-ESU	JR	10	494	180	20	313	1007	100.7

MIAA Record: 2819 yards (256.3 ypg), Brian Shay, ESU, 1998

Punt Returns	Cl	G	Ret	Yards	TD	Avg	
1. Lovett,C.J.-FHSU	SR	11	9	349	3	89	38.8
2. Houston,Cedric-MWSU	SR	12	13	202	1	62	15.5
3. Simmons,Jordan-NWMSU	FR	13	25	325	0	48	13.0
4. Overstreet,Adol-UNO	JR	12	22	258	1	56	11.7
5. Thomas,Jon-PSU	SO	11	12	127	0	26	10.6
6. Parks,Adam-UCM	JR	11	27	271	0	48	10.0
7. Coker,Albert-TSU	SR	10	9	87	1	48	9.7
8. Curran,Casey-WU	JR	11	23	217	0	35	9.4
9. Cox,Kellen-MSSU	FR	8	7	30	0	9	4.3
10. Murphy,Brian-ESU	SO	11	16	55	0	12	3.4

MIAA Record, Yards/Return: 31.7, Gene Huffman, MST, 1949

Kickoff Returns	Cl	G	Ret	Yards	TD	Lg	Avg
1. Simmons,Jordan-NWMSU	FR	13	16	465	1	81	29.1
2. Guillory,Bobby-UCM	SR	11	21	587	2	97	28.0
3. Lovett,C.J.-FHSU	SR	11	18	492	1	95	27.3
4. Gower,Zain-UCM	JR	10	13	354	0	45	27.2
5. Overstreet,Adol-UNO	JR	12	17	442	0	65	26.0
6. Thomas,Jon-PSU	SO	11	35	871	0	52	24.9
7. Page,La'Darrian-ESU	JR	10	14	313	0	43	22.4
8. Houston,Cedric-MWSU	SR	12	20	419	0	55	21.0
9. Kinard,Kenny-FHSU	JR	10	33	683	1	90	20.7
10. Kenney,Phil-TSU	SR	11	42	840	0	36	20.0

MIAA Record, Yards/Return: 32.5, Corey Crain, WU, 1999

Punting	Cl	G	Punt	Yards	Lg	Avg
1. Kosjer,Ethan-FHSU	SO	11	43	1734	65	40.3
2. Hofer,Jordan-UCM	SR	11	43	1720	62	40.0
3. Chilson,Tyler-ESU	SO	11	60	2379	63	39.7
4. Phillips,Eric-TSU	FR	10	62	2407	66	38.8

MIAA Record, Yards/Punt: 46.0, Brian Moorman, PSU, 1997

Scoring	Cl	G	TD	XPT	FG	Pts	Pts/G
1. Soy,Jake-NWMSU	SO	15	27	0	0	162	10.8
2. Ivanisevic,Stev-WU	SR	11	0	52	19	109	9.9
3. Council,LaRon-NWMSU	SR	15	23	0	0	138	9.2
4. Stewart,Anthony-UCM	JR	11	16	0	0	96	8.7
5. Beckwith,Brad-MWSU	JR	12	0	55	14	97	8.1
6. Houston,Cedric-MWSU	SR	12	16	0	0	96	8.0
7. Zuerlein,Greg-UNO	JR	12	0	40	17	91	7.6
8. Thompson,Daniel-MSSU	SR	10	12	0	0	72	7.2
9. Rausa,Nathan-FHSU	SR	11	0	45	10	75	6.8
10. Smart,Kevin-ESU	JR	10	11	0	0	68	6.8

MIAA Record, Points Scored: 228, Xavier Omon, NWMSU, 2007

Kick Scoring	Cl	G	PATs	FGs	Pts	Pts/G
1. Ivanisevic,Stev-WU	SR	11	52-55	19-21	109	9.9
2. Beckwith,Brad-MWSU	JR	12	55-58	14-22	97	8.1
3. Zuerlein,Greg-UNO	JR	12	40-44	17-23	91	7.6
4. Rausa,Nathan-FHSU	SR	11	45-48	10-14	75	6.8
5. Jamieson,Aaron-UCM	FR	11	42-45	6-9	60	5.5
6. Witter,Jared-PSU	JR	11	37-39	6-12	55	5.0
7. Gassen,Andrew-MSSU	SR	8	24-27	4-7	36	4.5
8. Masucci,Mickey-TSU	SR	11	22-22	8-13	46	4.2

MIAA Record: No Record Kept

Field Goals	Cl	G	FG	FGA	Pct.	FG/G
1. Ivanisevic,Stev-WU	SR	11	19	21	90.5	1.73
2. Zuerlein,Greg-UNO	JR	12	17	23	73.9	1.42
3. Beckwith,Brad-MWSU	JR	12	14	22	63.6	1.17
4. Rausa,Nathan-FHSU	SR	11	10	14	71.4	0.91
5. Masucci,Mickey-TSU	SR	11	8	13	61.5	0.73
6. Jamieson,Aaron-UCM	FR	11	6	9	66.7	0.55
Witter,Jared-PSU	JR	11	6	12	50.0	0.55
8. Gassen,Andrew-MSSU	SR	8	4	7	57.1	0.50

MIAA Record, FGs Made: 20, Justin Gray, ESU, 2004

Tackles	Cl	G	Pos	Solo	Ast	Tot	T/G	Sk
1. Watkins,Zach-WU	SR	11	DL	62	49	111	10.1	0.0
2. Bratzler,Dusty-MSSU	JR	10	LB	41	52	93	9.3	3.0
3. Lavant,D.-TSU	SR	11	DB	54	48	102	9.3	2.0
4. Elliott,Michael-TSU	SO	11	DB	56	45	101	9.2	0.0
5. Curran,Casey-WU	JR	11	LB	57	33	90	8.2	0.0
6. Dreitz,Nick-FHSU	SO	11	LB	38	51	89	8.1	0.5
7. Brown,Antwoine-MSSU	FR	10	DB	36	43	79	7.9	0.0
8. Larkins,Katrel-ESU	SR	11	LB	38	45	83	7.5	2.0
9. Blackwell,Seth-FHSU	JR	11	DB	43	39	82	7.5	0.0
Linsey,Nathan-ESU	JR	11	LB	36	46	82	7.5	2.0
Krajicek,Michael-WU	SR	11	SO	32	82	7.5	2.0	

MIAA Record: 143, Zach Watkins, WU, 2007

Sacks	Cl	G	Pos	UA	A	Yds	Tot	Sk/G
1. Sternberg,Eric-TSU	SR	11	LB	10	1	61	10.5	0.95
2. Jarvis,Jairius-MSSU	SR	10	DL	8	3	70	9.5	0.95
3. Bianchino,Ben-WU	SR	11	LB	7	0	46	7.0	0.64
4. Lawrence,Eric-WU	SR	11	LB	6	1	44	6.5	0.59
5. Bass,David-MWSU	FR	12	LB	4	5	52	6.5	0.54
Vanderslice,Ben-UNO	SR	12	LB	6	1	51		

MIAA Individual Records

SCORING

Most Points Scored

Game: 46 Brian Shay, ESU vs. MST, 11-8-97
 Season: 254 Ronald Moore, PSU, 1992
 Career: 634 Germaine Race, PSU, 2003-06

Most Touchdowns Scored

Game: 7 Brian Shay, ESU vs. MST, 11-8-97
 Season: 41 Ronald Moore, PSU, 1992
 Career: 109 Germaine Race, PSU, 2003-06

Most Point-After Kicks Attempted

Game: 13 Nathan Alleman, PSU vs. MST, 9-25-04
 Season: 112 Nathan Alleman, PSU, 2004
 Career: 326 Nathan Alleman, PSU, 2003-06

Most Point-After Kicks Made

Game: 13 Nathan Alleman, PSU vs. MST, 9-25-04
 Season: 109 Nathan Alleman, PSU, 2004
 Career: 314 Nathan Alleman, PSU, 2003-06

Most Consecutive Point-After Kicks Made

Season: 73 Luis Berlanga, NWMSU, 8-28 to 11-27-04
 Career: 123 Nathan Alleman, PSU, 10-8-05 to 12-2-06

Most Two-Point Conversions Made

Game: 2 Jarett Vito, ESU vs. TSU, 11-4-95
 Season: 4 Ronald Moore, PSU, 1992; Jarett Vito, ESU, 1995 & 1997;
 Brian Shay, ESU, 1996
 Career: 10 Jarett Vito, ESU, 1995-98

Most Field Goals Attempted

Game: 6 Steve Huff, UCM vs. SEMSU, 11-2-85
 Season: 27 David Purnell, NWMSU 1999
 Career: 109 Mike Wood, SEMSU, 1974-77

Most Field Goals Made

Game: 6 Steve Huff, UCM vs. SEMSU, 11-2-85
 Season: 20 Justin Gray, ESU 2004
 Career: 64 Mike Wood, SEMSU, 1974-77

Highest Field Goal Percentage

Season (min. 10 made): 92.3 Eivind Listerud, MST, 1993 (12-of-13)
 Career (min. 20 made): 75.5 Dustin Strickler, MWSU, 2005-08 (40-of-53)

Most Consecutive Field Goals Made

11 Josh Barcus, PSU 9-19-98 to 10-24-98

Most Points Scored by a Placekicker

Game: 19 Steve Huff, UCM vs. SEMSU, 11-2-85
 (6 FG, 1 PAT)
 Season: 144 David Purnell, NWMSU 1999 (27 FG, 69 PAT)
 Career: 401 Nathan Alleman, PSU 2003-06 (29 FG, 314 PAT)

Most Defensive Extra Points Scored

Game: 10 ten times, most recently: Ryan Jones, NWMSU vs. GVSU, 12-12-09
 Season: 2 Ryan Jones, NWMSU 2009

RUSHING

Most Rushing Attempts

Game: 50 Chris Brooks, UCM vs. TSU, 11-11-89
 Season: 370 Xavier Omon, NWMSU 2007
 Career: 1271 Xavier Omon, NWMSU 2004-07

Most Yards Gained Rushing

Half: 226 Brian Shay, ESU vs. UCM, 11-16-96 (2nd)
 Game: 379 Ronald Moore, PSU vs. Portland (Ore.) State, 12-5-92
 Season: 2585 Ronald Moore, PSU 1992
 Career: 7073 Xavier Omon, NWMSU 2004-07

Highest Average Per Carry

Season: 9.0 Germaine Race, PSU 2004 (247 att.-2213 yards)
 Career: 7.4 Germaine Race, PSU 2003-06 (941 att.-6985 yards)

Most Times Gaining 100-plus Yards Rushing

Season: 14 Ronald Moore, PSU, 1992 (15 games)
 Career: 37 Xavier Omon, NWMSU 2004-07 (54 games)

Most Yards by a Quarterback

Game: 286 Joseph Johnson, NWMSU vs. ESU, 11-7-92
 Season: 1398 Neal Philpot, PSU 2004
 Career: 4337 Neal Philpot, PSU, 2001-04

Most Touchdowns Rushing

Game: 7 Brian Shay, ESU vs. MST, 11-8-97
 Season: 39 Ronald Moore, PSU 1992
 Career: 107 Germaine Race, PSU 2003-06

PASSING

Most Pass Attempts

Game: 76 Evan Gray, MST vs. MWSU, 11-15-03
 Season: 515 Steven Gachette, SBU 2007
 Career: 1368 Adam Hinspeter, MSSU 2005-08

Most Pass Completions

Game: 47 Evan Gray, MST vs. MWSU, 11-15-03
 Season: 324 Josh Lamberson, NWMSU 2005
 Career: 842 Adam Hinspeter, MSSU 2005-08

Most Yards Gained Passing

Game: 493 Matt Ticich, TSU vs. Upper Iowa, 8-07
 Season: 4,145 Blake Bolles, NWMSU 2009
 Career: 10,025 Kasey Waterman, MWSU, 1998-2001

Most Touchdowns Passing

Game: 6 Dane Simoneau, WU vs. PSU, 10-17-09; Jeff Phillips, UCM vs. LU, 10-24-87; Kasey Waterman, MWSU vs. MST, 9-16-00; Jake Czeschin, TSU vs. MST, 10-30-04
 Season: 42 Blake Bolles, NWMSU 2009
 Career: 98 Kasey Waterman, MWSU, 1998-2001

Highest Completion Percentage

Season (min. 100 comp.): 74.6 Toby Korrodi, UCM 2005 (179-of-240)
 Career (min. 200 comp.): 69.0 Toby Korrodi, UCM 2005-06 (390-of-565)

Most Yards Gained Per Attempt

Season (min. 100 att.): 10.7 Jeff Moreland, PSU 1995 (170-1825 yards)
 Career (min. 200 att.): 8.6 Neal Philpot, PSU, 2001-04 (678-5831 yds.)

Most Yards Gained Per Completion

Season (min. 100 comp.): 18.7 Matt Cook, MSSU, 1991 (141-2637 yards)
 Career (min. 200 comp.): 18.4 Bill Foster, UCM, 1976-79 (271-4975 yds.)

Most Consecutive Pass Completions

One game: 18 Travis Miles, NWMSU vs. WU, 10 28 00
 Multiple games: 23 Toby Korrodi, UCM, 10-14 to 10-21-06 (went 16-of-16 vs. SBU and completed first seven against MSSU)

Most Consecutive Attempts Without an Interception

247 Toby Korrodi, UCM, 10-29-05 to 10-21-06

Most Consecutive Games with a TD Pass

25 Matt Cook, MSSU, 1990-93

RECEIVING

Most Pass Receptions

Game: 21 Jarett Vito, ESU vs. TSU, 11-4-95
 Season: 143 Nick Smart, SBU 2007
 Career: 300 Andrew Blakley, TSU, 1999-2002

Most Yards Gained Receiving

Game: 254 Rod Smith, MSSU vs. SBU, 10-19-91
 Season: 1,559 Jake Soy, NWMSU 2009
 Career: 4497 Jamaica Rector, NWMSU, 2001-04

Highest Average Per Reception

Season (min. 40 rec.): 24.0 Rod Smith, MSSU 1991 (60-1439 yards)
 Career (min. 80 rec.): 20.5 Ronnie West, PSU, 1990-91 (123-2521 yards)

Most Touchdowns Receiving

Game: 4 Larry Shepard, UCM vs. Nebraska-Kearney, 10-1-60; Eric Holm, TSU vs. LU, 11-8-80; Rod Smith, MSSU vs. TSU, 10-2-93; Jake Soy, NWMSU vs. MSSU, 10-10-09; Jake Soy, NWMSU vs. FHSU, 10-31-09
 Season: 27 Jake Soy, NWMSU, 2009
 Career: 40 Sam Sissom, WU, 2002-06

INTERCEPTIONS

Most Pass Interceptions

Game: 5 Gary Evans, TSU vs. MST, 10-18-75; Bruce Johnson, LU vs. Kentucky State, 10-5-74
 Season: 14 Pierre Thomas, MWSU, 2003
 Career: 29 Bill Grantham, MST, 1977-80

Most Touchdowns on Interception Returns

Game: 1 Several Players
 Season: 2 10 times, most recently: Travis Lee, ESU 2007
 Career: 4 Terek Wilson, PSU, 2000-03; Kendall Ricketts, UCM, 2004-07

Most Consecutive Games with an Interception

8 Darin Nix, MST, 11-6-93 to 10-8-94

MIAA Individual Records

TOTAL OFFENSE

Most Offensive Plays

Game: 85 Evan Gray, MST vs. MWSU, 11-15-03
 Season: 619 Steven Gachette, SBU 2007
 Career: 1509 Josh Chapman, MSSU, 1999-2002

Most Yards Total Offense

Game: 533 Josh Chapman, MSSU vs. WU, 9-28-02
 Season: 4151 Chris Greisen, NWMSU, 1999
 Career: 10,168 Neal Philpot, PSU, 2001-04

ALL-PURPOSE YARDS

Most All-Purpose Yards

Game: 469 Brian Shay, ESU vs. WU, 10-30-97
 Season: 3400 Ronald Moore, PSU 1992
 Career: 9301 Brian Shay, ESU, 1995-98

PUNTING

Most Punts

Game: 14 Aaron Hafner, SBU vs. UCM, 11-9-96
 Javon Collins, SBU vs. PSU, 10-11-97
 Season: 98 John Tassi, LU, 1981
 Career: 298 Dustin Penn, MST, 1998-2001

Highest Punting Average

Season (min. 35 punts):
 45.95 Brian Moorman, PSU, 1997 (41-1883 yards)
 Career (min. 70 punts):
 43.97 Brian Moorman, PSU, 1995-98 (188-8267 yards)

PUNT RETURNS

Most Punt Returns

Game: 9 Craig Heath, MST vs. Missouri Valley, 9-8-79; Colon McNeal, WU vs. FHSU, 9-11-99
 Season: 42 Michael Mundt, PSU, 1994; Chuckey Aiken, PSU 1995
 Career: 113 Kevin Nickerson, UCM 1998-2001

Highest Average Per Punt Return

Season (min. 10 ret.):
 19.7 RoShawn Marshall, UCM 2005 (26-513 yds.)
 Career (min. 20 ret.):
 21.2 Gene Huffman, MST, 1948-51 (29-804 yds.)

Most Touchdowns on Punt Returns

Game: 2 Kevin Nickerson, UCM vs. Quincy (Ill.), 9-9-00; RoShawn Marshall, UCM vs. TSU, 9-17-05
 Season: 4 RoShawn Marshall, UCM, 2005
 Career: 8 Kevin Nickerson, UCM, 1998-2001

KICKOFF RETURNS

Most Kickoff Returns

Game: 10 Phil Kenney, TSU vs. MSSU, 11-3-07
 Season: 42 Bobby Yates, UCM, 1990
 Career: 99 Joe Wingate, NWMSU, 1970-73

Highest Average Per Kickoff Return

Season (min. 15 ret.):
 31.7 Karl Evans, MSSU, 1992 (18-571 yards)
 Career (min. 30 ret.):
 30.0 Karl Evans, MSSU, 1991-92 (32-959 yards)

Most Touchdowns on Kickoff Returns

Game: 2 Jason Douglas, TSU, 11-2-02
 Season: 2 eight times, most recently:
 Cary Williams, WU 2007
 Career: 3 Walter Rhone, UCM, 1969-72; Alfonso Pugh, TSU 1999-2002; Delanie Walker, UCM, 2003-04

MISCELLANEOUS

Longest Field Goal

61 Mike Wood, SEMSU vs. LU, 11-15-75

Longest Punt

88 Mike Miletich, TSU vs. UCM, 10-22-88

Longest Pass Completion

99 Dennis Gile to Todd Devoe, UCM vs. Minnesota-Duluth, 12-1-01;
 Mark Smith to Bryan Pray, PSU vs. MSSU, 9-26-06

Longest Rushing Play

99 LaRonn Council, NWMSU vs. UCM, 10-11-08

Longest Interception Return

100 Bruce Johnson, LU vs. MST, 11-23-72; Nate Bruto, MWSU at FHSU, 9-12-09

Longest Punt Return

97 Frank Ricchi, MST vs. NWMSU, 1949

Longest Kickoff Return

100 14 times, most recently:
 Cary Williams, WU vs. MSSU, 10-6-07

Longest Fumble Return

100 Robert Spinks, MSSU vs. TSU, 10-2-04

Note: The MIAA has completed its transition to using statistics for all games played for its records, and will no long track marks for regular season only records.

MIAA Team Records

SCORING

Most Points Scored

Game: 94 MSU vs. SBU, 9-24-27
 Season: 837 Pittsburg St., 2004 (15 gms)

Highest Scoring Average

Season: 55.8 Pittsburg State, 2004 (837 pts. 15 games)

Most Touchdowns Scored

Game: 15 MSU vs. SBU, 9-24-27
 Season: 116 Pittsburg St., 2004 (15 gms.)

Most Conversions Made Kicking

Game: 13 PSU vs. MST, 9-25-04
 Season: 109 Pittsburg St., 2004 (15 gms.)

Most 2-Point Conversions Made

Game: 5 ESU vs. MST, 11-8-97
 Season: 13 Emporia State, 1997 (11 games)

Most Field Goals Made

Game: 6 UCM vs. SEMSU, 11-2-85
 Season: 20 Emporia State, 2004 (11 games)

Most Defensive Extra Points Attempted

Season: 2 MSSU 1996 & 1997

Most Defensive Extra Points Made

Season: 1 Seven times, most recently by
 NWMSU, 2009

Most Safeties

Game: 3 ESU vs. UCM, 9-18-99
 Season: 5 UCM, 1999 (11g) & 2003 (11 g);
 NWMSU, 2007 (14g)

FIRST DOWNS

Most Total First Downs

Game: 41 SBU vs. TSU, 10-6-07
 Season: 429 Pittsburg State, 2004 (15 games)

Most First Downs Rushing

Game: 29 MST vs. LU, 10-25-86
 Season: 254 Pittsburg State, 2004 (15 games)

Most First Downs Passing

Game: 25 ESU vs NWMSU, 11-7-92
 Season: 188 Northwest Missouri, 2009 (15g)

TOTAL OFFENSE

Most Total Offensive Plays

Game: 126 SBU vs. TSU, 10-6-07
 Season: 1,077 Northwest Missouri, 1999 (15 games)

Most Yards Total Offense

Game: 809 PSU vs. MST, 9-25-04
 Season: 8976 Pittsburg State, 2004 (15g)

MIAA Team Records

RUSHING

Most Rushing Attempts

Game: 87 PSU vs. UCM, 10-14-89
 Season: 941 Pittsburg St., 1991 (15 games)

Most Yards Gained Rushing

Game: 627 NWMSU vs. ESU, 11-7-92
 Season: 5320 Pittsburg State, 2004 (15 g)

Highest Average Per Carry (min. 25/game)

Game: 12.2 PSU vs. WU, 10-2-04 (44-538 yards)
 Season: 7.3 Pittsburg State, 2004 (730-5320 yards)

Most Touchdowns Rushing

Game: 9 WU vs. Lincoln (Mo.), 9-9-00; PSU vs. Southwestern Assemblies of God (Texas), 8-25-01
 Season: 68 Pittsburg State, 2004 (15 games)

PASSING

Most Pass Attempts

Game: 76 ESU vs. FHSU, 9-2-95; MST vs. MWSU, 11-15-03
 Season: 623 Emporia State, 1995 (11 games)

Highest Average Per Attempt

Season: 10.69 Pittsburg State, 2004 (342-3656 yards)

Most Pass Completions

Game: 47 MST vs. MWSU, 11-15-03
 Season: 384 Southwest Baptist, 2007 (11 games)

Highest Average Per Completion

Season: 21.2 Northwest Missouri, 1992 (35-743 yards)

Highest Completion Percentage

Season: 71.3 Central Missouri, 2005 (196-of-275, 2298 yds.)

Most Yards Gained Passing

Game: 536 TSU vs. Upper Iowa, 9-8-07
 Season: 4,484 Northwest Missouri, 2009 (15 games)

Most Touchdowns Passing

Game: 7 PSU vs. Oklahoma Panhandle State, 9-9-06
 Season: 45 Pittsburg State, 2004 (15 games); Northwest Missouri, 2009 (15g)

PUNTING

Most Punts

Game: 14 SBU vs. UCM, 11-9-96; SBU vs. PSU, 10-11-97
 Season: 98 Lincoln, 1981 (11 games)

Highest Punting Average

Season: 45.7 Southwest Mo. St., 1965 (49-2240 yds.)

PUNT RETURNS

Most Punt Returns

Game: 11 UCM vs. MST, 10-22-83
 Season: 63 Pittsburg State, 1995 (14 games)

Highest Average Punt Return (min. 2/game)

Season: 20.3 Northwest Missouri State, 1966 (21-426 yards)

Most Punt Returns for Touchdowns

Game: 2 Four times, most recently: UCM vs. TSU, 9-17-05

Season: 4 Central Missouri, 2000 (11 g) & 2005 (10 g)

KICKOFF RETURNS

Most Kickoff Returns

Game: 12 SBU vs. MWSU, 10-5-96; SBU vs. TSU, 9 16 00; TSU vs. PSU, 9-11-04
 Season: 72 Southwest Baptist, 2000 (11 games)

Highest Average Kickoff Return (min. 3/game)

Season: 25.3 Northwest Missouri St., 2001 (35-887 yds.)

Most Kickoff Returns for Touchdowns

Game: 2 TSU vs. PSU, 11-2-02; FHSU at Western State, 8-29-09
 Season: 2 12 times, most recently: Northwest Missouri State, 2009 (15g); Fort Hays State, 2009 (11g); Central Missouri, 2009 (11g)

FUMBLES

Most Fumbles

Game: 11 MST vs. NWMSU, 10-29-55; SBU vs. MSSU, 9 30 00
 Season: 54 Northwest Mo. State, 1988 (11 games)

Most Fumbles Lost

Game: 8 SBU vs. MSSU, 9 30 00
 Season: 34 Southwest Baptist, 2000 (11 games)

Fewest Fumbles

Season: 7 Truman, 1997 (10 games)

Fewest Fumbles Lost

Season: 3 Truman, 1997 (10 games)

PENALTIES

Most Penalties

Game: 19 six times, most recently: UCM vs. Quincy (Ill.), 8-28-99
 Season: 136 Northwest Missouri State, 2004 (13 games)

Most Yards Penalized

Game: 185 UCM vs. Eastern Illinois, 10-4-69
 Season: 1146 Northwest Missouri State, 2004 (13 games)

Fewest Penalties

Game: 0 Several Times
 Season: 36 Missouri-Rolla, 1990 (10 games)

Fewest Yards Penalized

Game: 0 Several Times
 Season: 278 Missouri-Rolla, 1964 (9 games)

TOTAL DEFENSE

Most Plays by an Opponent

Game: 126 TSU vs. SBU, 10-6-07
 Season: 1,056 Northwest Missouri State, 2007 (14 games)

Fewest Total Yards Allowed

Game: 10 PSU vs. Bacone (Okla.), 9-8-01 (-38 rush, 48 pass)
 Season: 1715 Missouri-Rolla, 1949 (925 rush, 790 pass)

Fewest First Downs Allowed

Game: 1 PSU vs. WU, 10-28-89 (1 rushing, 0 passing, 0 penalty)
 Season: 99 Missouri-Rolla, 1956 (61 rushing, 32 passing, 6 penalty)

Most Opponent Fumbles Recovered

Game: 8 MSSU vs. SBU, 9-30-00
 Season: 23 MST, 1978; MWSU 1997

Most Punts Blocked

Game: 3 SBU vs. NWMSU, 9-16-95
 Season: 7 Northwest Mo. State, 2007 (15 games)

Most Field Goals Blocked

Game: 2 PSU vs. Friends (Kan.), 9-7-91; MWSU vs. PSU, 9-20-08
 Season: 5 Northwest Mo. State, 1989

RUSHING DEFENSE

Fewest Rushing Attempts Allowed

Game: 11 TSU vs. Minnesota State-Mankato, 8-24-06
 Season: 294 Missouri-Rolla, 1949 (8 games)

Fewest Rushing Yards Allowed

Game: -74 NWMSU vs. SBU, 9-29-07
 Season: 346 Missouri-Rolla, 1980 (10 games)

Fewest Rushing Touchdowns Allowed

Season: 1 Northwest Mo. State, 1931 (9 games)

Fewest Rushing First Downs Allowed

Game: 0 UCM vs. LU, 10-31-81; PSU vs. UCM, 11 16 91; PSU vs. Bacone (Okla.), 9-14-02
 Season: 33 Missouri-Rolla, 1980 (10 games)

PASSING DEFENSE

Fewest Passing Attempts Allowed

Game: 1 MST vs. NWMSU, 10-13-90
 Season: 94 Missouri-Rolla, 1955 (9 games)

Fewest Passing Completions Allowed

Game: 0 five times, most recently: MWSU vs. PSU, 9-22-01
 Season: 30 Missouri-Rolla, 1951 (8 games)

Fewest Passing Yards Allowed

Game: 0 five times, most recently: MWSU vs. PSU, 9-22-01
 Season: 456 Missouri-Rolla, 1951 (8 games)

Fewest Passing Touchdowns Allowed

Season: 0 Northwest Mo. State, 1931 (9 games)

Fewest Passing First Downs Allowed

Game: 0 nine times, most recently: PSU vs. Oklahoma Panhandle State, 9-9-06
 Season: 42 Northwest Mo. State, 1967 (9 games)

Lowest Completion Percentage Allowed

Season: 32.8 Missouri-Rolla, 1952 (38-116, 8 games)

INTERCEPTIONS

Most Interceptions

Game: 8 three times, most recently: SEMSU vs. UCM, 10-1-88

Season: 35 Missouri-Rolla, 1978 (11 games)

Most Interceptions Returned for Touchdowns

Game: 2 PSU vs. Bacone (Okla.), 9-8-01; ESU vs. Central Oklahoma, 9-8-07; NWMSU vs. West Texas A&M, 11-24-07
 Season: 5 Washburn, 2007 (12 games)

SCORING DEFENSE

Fewest Points Allowed

Season: 6 Northwest Mo. State, 1931 (9 games)

Lowest Opponent Scoring Average

Season: 0.7 Northwest Mo. State, 1931 (9 games)

Most Shutouts

Season: 8 Northwest Mo. State, 1931 (9 games)

FREQUENCIES

Most Victories

Season: 15 Northwest Missouri State, 1998

Most Defeats

Season: 11 NWMSU, 1978 & '94; LU, 1976 & '81; MST, 1998, '99, 2002, '03; SBU 2007

Most 300-plus Rushing Games

Season: 12 Pittsburg State, 2004 (15 games)

Most 300-plus Passing Games

Season: 8 Emporia State, 1995 (11 games)

CONSECUTIVES

Most Consecutive Victories

27 Truman, 1931-35

Most Consecutive Games Without A Defeat

27 Truman, 1931-35 (27-0-0)

Most Consecutive Defeats

31 Missouri-Rolla, 2001-03

Most Consecutive Games Without Being Shutout

214 Central Missouri, 9-21-91 to present

Most Consecutive Shutouts Posted

7 Northwest Missouri State, 1931

Most Consecutive Games Without a Tie

322 Truman, 10-14-78 to present

Most Consecutive Conference Wins

41 Northwest Missouri State, 9-20-97 to 10-13-01

Most Conference Games Without a Defeat

41 Northwest Missouri State, 9 20 97 to 10-13-01

Most Consecutive Winning Seasons

20 Pittsburg State, 1989-2009

Most Consecutive Games Scoring 40-plus Points

10 Pittsburg State, 8-26 to 10-30-04

Most Consecutive Games, 300-plus Rushing

9 Pittsburg State, 9-4 to 10-30-04

Most Consecutive Games, 300-plus Passing

7 Truman, 10-19-85 to 9-6-86

MIAA All-Time Leaders

SINGLE-GAME RUSHING

Player	Yds.	Att.	Avg.	TDs
1. Ronald Moore, PSU vs. Portland St., 12-5-92	379	37	10.2	5
2. Brian Shay, ESU vs. WU, 10-5-96	361	39	9.8	5
3. Albert Bland, MSSU vs. WU, 10-29-94	321	32	10.0	5
4. Tyler Paul, ESU vs. TSU, 10-4-03	311	34	9.1	2
5. Germaine Race, PSU vs. UCM, 11-11-06	309	49	6.3	4
Xavier Omon, NWMSU vs. Chadron St., 12-1-07	309	37	8.4	3

SINGLE-SEASON RUSHING

Player, School, Yr.	Yds.	Att.	Avg.	TDs
1. Ronald Moore, PSU 1992	2,585	356	7.3	39
2. Xavier Omon, NWMSU 2007	2,337	370	6.3	37
3. Brian Shay, ESU 1998	2,265	293	7.7	29
4. Germaine Race, PSU 2004	2,213	247	9.0	26
5. Jarrett Anderson, TSU 1996	2,140	321	6.7	27
6. Brian Shay, ESU 1996	2,103	342	6.1	18
7. Brian Shay, ESU 1997	1,912	269	7.1	29
8. Germaine Race, PSU 2005	1,846	239	7.7	33
9. Jeremiah White, MWSU 2005	1,801	296	6.1	11
10. LaRon Council, NWMSU, 2009	1,782	299	6.0	22

CAREER RUSHING

Player, School, Yrs.	Yds.	Att.	Avg.	TDs
1. Xavier Omon, NWMSU 2004-07	7,073	1,272	5.6	90
2. Germaine Race, PSU 2003-06	6,985	941	7.4	107
3. Brian Shay, ESU 1995-98	6,958	1,007	6.9	81
4. Jarrett Anderson, TSU 1993-96	6,313	1,015	6.2	70
5. Ronald Moore, PSU 1989-92	5,776	869	6.6	74
6. Darren Dawson, PSU 1989-91	4,565	667	6.8	61
7. Dale Mills, TSU 1957-60	4,502	751	6.0	61
8. Neal Philpot, PSU 2001-04	4,337	827	5.2	55
9. Chad Guthrie, TSU 1989-92	4,146	800	5.2	38
10. LaRon Council, NWMSU 2006-09	4,044	713	5.7	59

SINGLE-GAME PASSING

Player	Yds.	Att.-C.	Pct.	TDs
1. Matt Ticich, TSU vs. Upper Iowa, 9-8-07	493	43-29	67.4	4
2. Jake Czeschin, TSU vs. NWMSU, 10-23-04	479	60-35	58.3	4
3. John McMenamin, NWMSU vs. UCM, 10-27-01	473	55-33	60.0	3
Evan Gray, MST vs. MWSU, 11-15-03	473	76-47	61.8	2
4. Pete Jelovic, ESU vs. TSU, 11-4-95	471	58-39	67.2	4

SINGLE-SEASON PASSING

Player, School, Yr.	Yds.	Att.-C.	Pct.	TDs
1. Blake Bolles, NWMSU 2009	4,145	449-312	69.5	42
2. Chris Greisen, NWMSU 1998	4,076	451-280	62.1	38
3. Chris Hegg, TSU 1985	3,782	503-284	56.5	32
4. Josh Lamberson, NWMSU 2005	3,766	486-324	66.7	33
5. John McMenamin, NWMSU 2002	3,583	491-296	60.3	28
6. Nathan Emert, MSSU 2004	3,406	485-302	62.3	23
7. Josh Mathews, NWMSU 2006	3,336	381-251	65.9	23
8. Travis Miles, NWMSU 1999	3,129	423-234	55.3	27
9. Joel Osborn, NWMSU 2008	3,249	388-259	66.8	24
10. Tad Hatfield, ESU 2004	3,068	439-246	56.0	22



Toby Korrodi (2005-06) holds the MIAA record for consecutive completions and attempts without an interception, pass efficiency, and completion percentage.

CAREER PASSING

Player, School, Yrs.	Yds.	Att.-C.	Pct.	TDs
1. Kasey Waterman, MWSU 1998-2001	10,025	1,304-730	56.0	98
2. Eric Howe, TSU 1998-2001	9,097	1,203-687	57.1	70
3. Adam Hinspeter, MSSU 2005-2008	9,016	1,368-842	61.5	61
4. Drew Newhart, MWSU 2007-pr	7,892	595-987	60.3	70
5. Eric Czerniewski, UCM 2006-pr	7,640	596-1,008	59.1	61
6. Chris Greisen, NWMSU 1995-98	7,457	853-500	58.6	68
7. Josh Lamberson, NWMSU 2002-05	7,365	873-575	65.8	65
8. Paul Kaiser, UCM 1993-95, 1997	7,233	982-513	52.2	58
9. Jordan Brill, WU 2004-07	7,041	807-446	55.3	57
10. Matt Ticich, TSU 2006-08	7,011	612-1,152	53.1	58

SINGLE-GAME RECEIVING

Player	Yds.	Rec.	Avg.	TDs
1. Rod Smith, MSSU vs. SBU, 10-19-91	254	8	31.8	3
2. Mike Berentes, TSU vs. MSU, 11-7-70	248	10	24.8	2
3. Terren Adams, MWSU vs. WU, 11-16-91	238	11	21.6	3
Kendall Fisher, PSU, vs. ESU, 10-10-09	238	6	39.7	3
4. Sam Sissom, WU vs. CO Mines, 8-27-05	231	7	33.0	3
5. Cedric Houston, MWSU vs. Mesa, 9-5-09	229	6	38.2	3

SINGLE-SEASON RECEIVING

Player, School, Yr.	Yds.	Rec.	Avg.	TDs
1. Jake Soy, NWMSU 2009	1,559	92	16.9	27
2. Ronnie West, PSU 1991	1,495	74	20.2	14
3. Rod Smith, MSSU 1991	1,439	60	24.0	15
4. Steve Hansley, NWMSU 1984	1,343	67	20.0	11
5. Tony Miles, NWMSU 1998	1,306	85	15.4	16
6. Andre Rector, NWMSU 2005	1,297	97	13.4	11
7. Lester McCoy, ESU 1999	1,277	84	15.2	16
8. Nick Smart, SBU 2007	1,263	143	8.8	9
9. Jamaica Rector, NWMSU 2002	1,242	78	15.9	6
10. Terren Adams, MWSU 1991	1,232	61	20.2	12

MIAA All-Time Leaders

CAREER RECEIVING

Player, School, Yrs.	Yds.	Rec.	Avg.	TDs
1. Jamaica Rector, NWMSU 2001-04	.4497	289	15.6	38
2. Tony Miles, NWMSU 1997-2000	.3890	235	16.6	37
3. Andrew Blakley, TSU 1999-2002	.3458	300	11.5	22
4. Sam Sissom, WU 2002-06*	.3288	191	17.2	40
5. Kendall Wright, NWMSU 2005-08	.3253	243	13.4	21
6. Lester McCoy, ESU 1997-2000	.3234	193	16.8	33
7. Steve Hansley, NWMSU 1983-85	.3118	196	15.9	26
8. Michael Dritlein, WU 1992-95	.3103	170	18.3	18
9. Andre Rector, NWMSU 2002-05	.3049	213	14.3	18
10. Rod Smith, MSSU 1989-93	.2961	151	19.6	34

SINGLE-GAME TOTAL OFFENSE

Player	Total	Pass	Rush
1. Josh Chapman, MSSU vs. WU, 9-28-02	.533	337	196
2. Matt Ticich, TSU vs. Upper Iowa, 9-8-07	.516	493	23
3. Josh Chapman, MSSU vs. MST, 11-16-02	.492	246	246
4. Brandon Landry, MST vs. Colorado Mines, 9-4-04	.485	449	36
5. John McMenamin, NWMSU vs. UCM, 10-27-01	.475	473	2

SINGLE-SEASON TOTAL OFFENSE

Player, School, Yr.	Total	Pass	Rush
1. Blake Bolles, NWMSU 2009	.4258	4,145	113
2. Chris Greisen, NWMSU 1998	.4151	4076	75
3. Andy Majors, PSU 2005	.4028	3065	963
4. Chris Hegg, TSU 1985	.3782	3741	41
5. Josh Lamberson, NWMSU 2005	.3748	3766	-18
6. Nathan Emert, MSSU 2004	.3514	3406	108
7. Dusty Burk, TSU 2002	.3441	2621	820
8. John McMenamin, NWMSU 2002	.3423	3583	-160
9. Josh Chapman, MSSU 2002	.3408	2398	1010
10. Mark Smith, PSU 2008	.3316	2348	968



Kendall Ricketts (2004-07) is tied for the MIAA record with four interception returns for touchdowns.

CAREER TOTAL OFFENSE

Player, School, Yr.	Total	Pass	Rush
1. Neal Philpot, PSU 2001-04	10,168	5831	4337
2. Kasey Waterman, MWSU 1998-2001	10,056	10,025	31
3. Eric Howe, TSU 1998-2001	.9040	9097	-57
4. Adam Hinspeter, MSSU 2005-08	.8881	9016	-135
5. Josh Chapman, MSSU 1999-2002	.8801	5568	3233
6. Matt Ticich, TSU 2006-08	.8509	7011	1498
7. Tyler Schuerman, WU 2000-04*	.8315	6525	1790
8. Josh Lamberson, NWMSU 2002-05	.8064	7365	699
9. Andy Majors, PSU 2002-05	.7867	5531	2336
10. Drew Newhart, MWSU 2007-pr	.7831	7892	-61

SINGLE-GAME SCORING

Player	Points
1. Brian Shay, ESU vs. MST, 11-8-97	.46
2. Louis Stark, SMSU vs. SBU, 9-24-27	.37
3. Jarrett Anderson, TSU vs. ESU, 11-9-96	.36
4. Dale Mills, TSU vs. MST, 11-12-60	.34
5. Ronald Moore, PSU vs. North Dakota State, 11-28-92	.32
Ronald Moore, PSU vs. Portland (Ore.) State, 12-5-92	.32
Brian Shay, ESU vs. WU, 10-5-96	.32

SINGLE-SEASON SCORING

Player, School, Yr.	Points
1. Ronald Moore, PSU 1992	.254
2. Xavier Omon, NWMSU 2007	.228
3. LaRon Council, NWMSU 2008	.216
4. Brian Shay, ESU 1997	.198
Germaine Race, PSU 2005	.198
6. Brian Shay, ESU 1998	.176
7. Jarrett Anderson, TSU 1996	.168
8. Germaine Race, PSU 2004	.164
9. Jake Soy, NWMSU 2009	.162
10. Xavier Omon, NWMSU 2006	.144
David Jansen, NWMSU 1999	.144
Kegan Coleman, UCM 2002	.144

CAREER SCORING

Player, School, Yr.	Points
1. Germaine Race, PSU 2003-06	.634
2. Xavier Omon, NWMSU 2004-07	.590
3. Brian Shay, ESU, 1995-98	.544
4. Ronald Moore, PSU 1989-92	.480
5. Jarrett Anderson, TSU 1993-96	.446
6. Dale Mills, TSU 1957-60	.407
7. Nathan Alleman, PSU 2003-06 †	.401
8. David Purnell, NWMSU 1996-99	.400
9. Tommy Frevert, NWMSU 2005-08	.386
10. Kegan Coleman, UCM 2001-04	.384

†=Top career kick scorer

*= career includes medical hardship season

128 - 2010 MIAA Composite Schedule

Thursday, August 26

Minnesota State-Moorhead @ MSSU6 p.m.
 ESU @ Southwestern Oklahoma State7 p.m.

Saturday, August 28

TSU @ St. Joseph's (Ind.) Collegenoon
 WU @ Colorado Mines1 p.m.
 UCM @ Southwest Baptist6 p.m.
 Western State @ FHSU7 p.m.
 PSU @ Central Oklahoma7 p.m.

Thursday, September 2

Mesa State @ MWSU6 p.m.
 Texas A&M-Kingsville @ NWMSU6 p.m.
 UCM @ Illinois State6:30 p.m.

Saturday, September 4

Chadron State @ PSUnoon
 Missouri S&T @ ESU1 p.m.
 Lincoln @ MSSU6 p.m.
 Nebraska-Kearney @ UNO6 p.m.
 Abilene Christian @ WU6 p.m.
 East Central @ FHSU7 p.m.
 Southwest Baptist @ TSU7 p.m.

Thursday, September 9

Lincoln @ MWSU6 p.m.
 Ouachita Baptist @ UNO7 p.m.

Saturday, September 11

*ESU @ UCM1:30 p.m.

Saturday, September 18

*MSSU @ ESU1 p.m.
 *UCM @ PSU4 p.m.
 *MWSU @ WU6 p.m.
 *NWMSU @ UNO6 p.m.
 *TSU @ FHSU7 p.m.

Saturday, September 25

*FHSU @ ESU1 p.m.
 *NWMSU @ TSU1 p.m.
 *WU @ UCM1:30 p.m.
 *MSSU @ UNO6 p.m.
 *PSU @ MWSU6 p.m.

Saturday, October 2

*ESU @ UNO (HC)1 p.m.
 *MWSU @ NWMSU1 p.m.
 *MSSU @ PSU2 p.m.
 *UCM @ TSU6:30 p.m.
 *WU @ FHSU (HC)7 p.m.

Saturday, October 9

*PSU @ ESU1 p.m.
 *UNO @ WU1 p.m.
 *TSU @ MWSU (HC)1:30 p.m.
 *NWMSU @ MSSU6 p.m.
 *UCM @ FHSU7 p.m.

Saturday, October 16

*ESU @ NWMSU1 p.m.
 *FHSU @ UNO1 p.m.
 *MWSU @ UCM1:30 p.m.
 *MSSU @ TSU (HC)2 p.m.
 *WU @ PSU (HC)2 p.m.

Saturday, October 23

*TSU @ ESU (HC)1 p.m.
 *NWMSU @ WU (HC)1 p.m.
 *UNO @ UCM (HC)1:30 p.m.
 *PSU @ FHSU2 p.m.
 *MWSU @ MSSU6 p.m.

Saturday, October 30

*WU @ TSU1 p.m.
 *ESU @ MWSU1:30 p.m.
 *FHSU @ NWMSU (HC)2:00 p.m.
 *UCM @ MSSU (HC)2 p.m.
 *UNO @ PSU2 p.m.

Saturday, November 6

*ESU @ WU1 p.m.
 *MWSU @ UNO1 p.m.
 *NWMSU @ UCM1:30 p.m.
 *MSSU @ FHSU2 p.m.
 *TSU @ PSU2 p.m.

Saturday, November 13

*UNO @ TSU1 p.m.
 *FHSU @ MWSU1:30 p.m.
 *WU @ MSSU2 p.m.
 *PSU vs. NWMSU
 (Fall Classic @ Arrowhead IX -- Kansas City)2 p.m.

Saturday, November 20

NCAA Division II Playoffs –
 First Round @ campus sitesTBA

Saturday, November 27

NCAA Division II Playoffs –
 Second Round @ campus sitesTBA

Saturday, December 4

NCAA Division II Playoffs –
 Quarterfinals @ campus sitesTBA
 Mineral Water Bowl – MIAA vs. NSIC
 @ Excelsior Springs, Mo.1 p.m.
 Kanza Bowl – MIAA vs. LSC
 @ Topeka, Kan.1 p.m.

Saturday, December 11

NCAA Division II Playoffs – Semifinals @ campus sitesTBA

Saturday, December 18

NCAA Division II Championship Game
 @ Florence, Ala.TBA

*= MIAA Game. HC=Homecoming Game. Schedule as of June 22, 2010. All times are Central Daylight/ Standard. Schedule is subject to change.

We **know** that we are role models.

We **respect** our teammates, our opponents,
our game and those who support it.

We **strive** to create a family-friendly
environment during our contests.

We **seek** a partnership with our community.



As Division II student-athletes, we commit
to sportsmanship and ethical conduct
by demonstrating fair play, responsibility
and respect.

We invite you to support our effort.



UNIVERSITY OF CENTRAL MISSOURI



MULES 2010 FOOTBALL SCHEDULE

Date	Opponent	Time
Aug. 28	at Southwest Baptist (Bolivar, Mo.)	6 p.m.
Sept. 2	at Illinois State (Normal, Ill.)	6:30 p.m.
Sept. 11	vs. Emporia State* [Get the Red Out]	1:30 p.m.
Sept. 18	at Pittsburg State* (Pittsburg, Kan.)	4 p.m.
Sept. 25	vs. Washburn* [Family Weekend]	1:30 p.m.
Oct. 2	at Truman State* (Kirksville, Mo.)	6:30 p.m.
Oct. 9	at Fort Hays State* (Hays, Kan.)	7 p.m.
Oct. 16	vs. Missouri Western* [Military Appreciation Day]	1:30 p.m.
Oct. 23	vs. Nebraska-Omaha* [Homecoming]	1:30 p.m.
Oct. 30	at Missouri Southern* (Joplin, Mo.)	2 p.m.
Nov. 6	vs. Northwest Missouri State* [UCM Spotlight Rock the Red]	1:30 p.m.

* MIAA game / Home games in bold