



# UCLA BASEBALL

UCLA Athletic Communications / J.D. Morgan Center / 325 Westwood Plaza / Los Angeles, CA 90095 / (707) 303-6138  
Baseball Contact: Jeff Rebello (jrebello@athletics.ucla.edu)

## UCLA'S 2026 STAT LEADERS

BATTERS	GP-GS	AVG	OBP	SLG	HR	RBI
Mulivai Levu	56-56	.342	.438	.619	17	62
Roman Martin	57-57	.333	.447	.529	7	50
Roch Cholowsky	57-57	.329	.461	.662	21	59

PITCHERS	APP-GS	ERA	W-L	IP	SO
Wylan Moss	16-5	2.40	5-1	60.0	72
Logan Reddemann	10-10	2.87	8-0	59.2	84
Easton Hawk	31-0	1.41	6-2	38.1	53

## 2026 SCHEDULE

FEBRUARY	TV	TIME/RESULT
Fri. 13 UC San Diego	B1G+	W, 8-4
Sat. 14 UC San Diego	B1G+	W, 7-2
Sun. 15 UC San Diego	B1G+	L, 7-8
Tue. 17 Tulane	B1G+	W, 13-5
Fri. 20 No. 7 TCU	FS1	W, 10-2
Sat. 21 No. 7 TCU	B1G+	W, 5-1
Sun. 22 No. 7 TCU	B1G+	W, 15-5 (8 inn.)
Tue. 24 San Diego State	B1G+	L, 3-4
Fri. 27 No. 20 Tennessee%	FloSports	W, 12-5
Sat. 28 No. 23 Texas A&M%	FloSports	W, 11-1 (7 inn.)

## MARCH

Sun. 1 No. 4 Mississippi State%	FloSports	W, 8-7 (10 inn.)
Tue. 3 Cal State Fullerton	B1G+	W, 4-3 (10 inn.)
Fri. 6 at Ohio State*	B1G+	W, 11-1
Sat. 7 at Ohio State*	B1G+	W, 19-6 (8 inn.)
Sun. 8 at Ohio State*	B1G+	W, 10-7
Tue. 10 UC Irvine	B1G+	W, 11-1 (7 inn.)
Fri. 13 Michigan*	B1G+	W, 10-5
Sat. 14 Michigan*	B1G+	W, 2-0
Sun. 15 Michigan*	B1G+	W, 7-2
Tue. 17 Pepperdine	B1G+	W, 5-4
Fri. 20 Maryland*	B1G+	W, 12-2 (7 inn.)
Sat. 21 Maryland*	B1G+	W, 8-3
Sun. 22 Maryland*	B1G+	W, 14-4 (8 inn.)
Tue. 24 Loyola Marymount	B1G+	W, 6-2
Fri. 27 at Iowa*	B1G+	W, 5-2
Sat. 28 at Iowa*	B1G+	W, 19-0 (7 inn.)
Sun. 29 at Iowa*	B1G+	W, 14-6
Tue. 31 at UC Irvine	ESPN+	W, 9-1

## APRIL

Fri. 3 No. 12 USC*	B1G+	W, 12-4
Sat. 4 No. 12 USC*	B1G+	W, 9-8
Sun. 5 No. 12 USC*	BTN	W, 10-4
Tue. 7 at Cal State Fullerton	ESPN+	W, 7-3
Fri. 10 at Rutgers*	B1G+	W, 4-1 (14 inn.)
Sat. 11 at Rutgers*	B1G+	W, 7-1
Sun. 12 at Rutgers*	B1G+	W, 9-2
Tue. 14 UC Santa Barbara	BTN	L, 0-4
Fri. 17 Minnesota*	BTN	W, 4-2
Sat. 18 Minnesota*	B1G+	W, 6-4
Sun. 19 Minnesota*	B1G+	W, 5-2
Tue. 21 Hawaii	BTN	W, 12-7
Fri. 24 Sacramento State	B1G+	W, 6-5
Sat. 25 Sacramento State	B1G+	W, 5-3
Sun. 26 Sacramento State	B1G+	L, 6-9
Tue. 28 at UC Santa Barbara	ESPN+	W, 15-3 (7 inn.)

## MAY

Fri. 1 at Michigan State*	B1G+	W, 4-1
Sat. 2 at Michigan State*	B1G+	W, 4-3
Sun. 3 at Michigan State*	B1G+	W, 13-11
Tue. 5 at Loyola Marymount	ESPN+	W, 8-4
Fri. 8 No. 13 Oregon*	BTN	W, 11-1 (7 inn.)
Sat. 9 No. 13 Oregon*	BTN	L, 6-9
Sun. 10 No. 13 Oregon*	B1G+	W, 9-6
Thu. 14 at Washington*	BTN	L, 0-8
Fri. 15 at Washington*	BTN	W, 6-5
Sat. 16 at Washington*	BTN	W, 6-1

## BIG TEN TOURNAMENT

Fri. 22 vs. Purdue	BTN	W, 4-3
Sat. 23 vs. USC	BTN	W, 7-5
Sun. 24 vs. Oregon	BTN	W, 3-2 (11 inn.)

## LOS ANGELES REGIONAL

Fri. 29 vs. (4) Saint Mary's	ESPN2	12:00 PM
------------------------------	-------	----------

All Times are Pacific Time

\*Big Ten Conference Game

% Arnegy Bank College Baseball Series (played at Globe Life Field in Arlington, Texas)

NOTE: Big Ten Tournament played at Charles Schwab Field in Omaha, Neb.

# No. 1 UCLA (51-6, 28-2 Big Ten) at the Los Angeles Regional

May 29-June 1, 2026

Los Angeles, Calif. (Jackie Robinson Stadium)

## REGIONAL INFORMATION

Venue:	Jackie Robinson Stadium
Television:	ESPN Family of Networks
Talent:	Roxy Bernstein (pxp); Wes Clements (analyst)
Radio:	UCLA Bruins Audio Network
Radio Talent:	Nick Koop (pxp); Sid Iyer (analyst)
Live Stats:	UCLA.statbroadcast.com
X (Twitter):	@UCLABaseball



vs.



51-6, 28-2

UCLA hosts a regional in Los Angeles for the second consecutive season. The Bruins are the number one overall seed for the first time since 2019.

## NO. 1 UCLA SET TO HOST LOS ANGELES REGIONAL

The No. 1-ranked UCLA baseball team will welcome Virginia Tech, Cal Poly, and Saint Mary's to Jackie Robinson Stadium to host an NCAA Regional for the second consecutive season. The Bruins will open the weekend with a 12 p.m. PT contest against four-seed Saint Mary's on Friday, May 29. The games will be broadcast on the ESPN Family of Networks, with Roxy Bernstein and Wes Clements on the call. Fans can also follow along with live stats (StatBroadcast) and X/Twitter updates (@UCLABaseball).

## THE RUNDOWN

- UCLA is the first team in college baseball history to go wire-to-wire as the No. 1 team in the country for the entire regular season
- UCLA is the consensus No. 1 team in the country as it is ranked No. 1 by all prominent outlets (D1B, BA, USAT, PG, NCBWA)
- In its first two years in the Big Ten, UCLA is 48-12, winning 18 of 20 conference series, including 12 sweeps
- UCLA became the first Division I team to reach 50 wins this season
- This is first time the Bruins have reached the 50-win total since 2019, and the third time under HC John Savage
- HC John Savage has produced eight 40-win seasons during his tenure at UCLA (2010, '12, '13, '15, '19, '22, '25, '26)
- The Bruins clinched the outright regular season Big Ten Conference title after sweeping Michigan State on May 3
- UCLA has now won the regular season Big Ten Regular Season Championship in back-to-back seasons
- UCLA became the first B1G team to sweep the regular-season and tournament titles in the same year since 2023 Maryland
- UCLA is the only program in Division I baseball to win at least two out of three games in every weekend this season
- UCLA and Oregon State are the only programs to win every traditional three-game series this season
- The Bruins set a program record for the most regular season wins with 48
- HC John Savage was named Big Ten Coach of the Year, marking his third Conference COTY honor (2015 and 2019)
- Roch Cholowsky was named Big Ten Player of the Year for the second straight season
- Cholowsky is the third player in Big Ten history to win back-to-back conference Player of the Year awards
- UCLA won all of its regular season series
- UCLA led all Big Ten teams with nine All-Conference honorees (7 First Team, 1 Second Team, 1 Third Team)
- The Bruins are 13-1 against ranked opponents this season
- Cholowsky is the Big Ten leader in home runs (21) and runs scored (71)
- The Bruins' 28 conference wins marks the most league victories in UCLA program history
- Easton Hawk is second in the nation with 14 saves
- Hawk closed out 11 of UCLA's last 18 conference victories
- UCLA owns the nation's best team ERA (3.27) and ranks third nationally in WHIP (1.18)
- UCLA's 27-game winning streak from Feb. 27 to Apr. 12 was the longest in program history
- UCLA out-scored its opponents 255-85 during the 27-game winning streak
- Mulivai Levu leads the Bruins with 24 multi-hit games each this season
- Easton Hawk has not allowed an earned run over his last 24 appearances, allowing just seven hits over that span
- UCLA swept Ohio St., Michigan, Maryland, Iowa, USC, Rutgers, Minnesota, and Michigan St. for eight straight B1G sweeps
- The Bruins are ranked eighth in the nation for hit-by-pitches with 124 on the season
- Cholowsky set the program for the most hit-by-pitches in a single-season with 24
- Levu leads the team in hitting, posting a .342 average with 17 home runs and 62 RBIs
- UCLA made its sixth appearance at the CWS and fourth under Head Coach John Savage in 2025
- The program has earned 17 winning records in 22 seasons under HC John Savage
- Cholowsky also won the Brooks Wallace Award, honoring him as the nation's top shortstop
- Cholowsky's 23 home runs was the most by a Bruin since 2000 (Forrest Johnson)
- In 2023, the Bruins welcomed the top signing class in the country

## BIG TEN TOURNAMENT RECAP

No. 1 UCLA advanced through the Big Ten Baseball Tournament with three straight walk-off wins, rallying late in every game to claim the program's first conference tournament title. The Bruins opened with a 4-3 quarterfinal victory over Purdue on Mulivai Levu's walk-off sacrifice fly after Roman Martin and Payton Brennan sparked a late comeback. Levu struck again in the semifinal, crushing a three-run walk-off homer with UCLA down to its final out to beat No. 25 USC, 7-5, and secure the Bruins' 50th win of the season. In the championship game, UCLA rallied once more, tying Oregon in the ninth on Aidan Espinoza's two-out RBI single before Phoenix Call was hit by a pitch with the bases loaded in the 11th to seal a 3-2 victory. Behind clutch hitting, dominant relief work from Easton Hawk and others, and key contributions from Brennan, Roch Cholowsky, and Will Gasparino, UCLA swept the tournament and earned hosting rights for the Los Angeles Regional in the NCAA Tournament.

## PROJECTED PITCHING MATCHUP

Friday, May 29 - 12 p.m. PT

UCLA – So. RHP Wylan Moss (5-1, 2.40 ERA)

SMC – Sr. RHP John Damozonio (7-2, 2.71 ERA)

**MEDIA INFORMATION**

**UCLA Athletic Communications**  
**J.D. Morgan Center, Suite 128**  
**325 Westwood Plaza, Los Angeles, CA 90095**

Baseball Contact Jeff Rebello  
 Office Phone (310) 206-7870  
 Cell Phone (707) 303-6138  
 E-Mail jrebello@athletics.ucla.edu  
 Fax (310) 825-8664  
 Website www.uclabruins.com

**Media Availability**

Player and coach media availability typically takes place before practice on Thursday. Practices at this time take place at Jackie Robinson Stadium from 2-4 p.m. Please contact the Athletic Communications Office early in the week to confirm practice times and availability. Media requests should be made 24 hours in advance.

**Credentials**

Credential requests for both home and road games must be made 24 hours prior to game time by emailing Jeff Rebello (jrebello@athletics.ucla.edu)

**Credential Pickup**

Credentials are available on game day at Jackie Robinson Stadium at the ticket office window.

**Media Seating**

Media seating is available in the general admission seating sections of Jackie Robinson Stadium.

**Photography Areas**

Credentialed photographers are permitted to shoot from the camera well areas located down the left and right-field lines.

**Postgame Procedure**

Head coach John Savage and selected players will be available to the media after a cooling-off period at the clubhouse on the left-field side of the stadium.

**2026 UCLA QUICK FACTS**

**School Information**

Founded 1919  
 Enrollment 45,921 (2019)  
 Nickname Bruins  
 Colors Blue and Gold  
 Home Field (capacity) Jackie Robinson Stadium (1,879)  
 Surface Natural Grass  
 Dimensions 330/370/395/370/330  
 Affiliation NCAA Division I  
 Conference Big Ten  
 Chancellor Dr. Julio Frenk  
 Director of Athletics Martin Jarmond  
 Athletic Dept. Phone (310) 825-8699  
 Ticket Office Phone (310) 825-2101

**Baseball History**

First Season of Baseball 1920  
 All-Time Record 2698-2148-36 (.555)  
 NCAA Championships 1 (last, 2013)  
 Conference Championships 13 (last, 2025)  
 CWS Appearances 6 ('69, '97, '10, '12, '13, '25)  
 Super Reg. Appearances 7 ('00, '07, '10, '12, '13, '19, '25)  
 Regional Appearances 26 (last, 2025)

**Team Information**

2025 Record 48-18 (.727)  
 Home / Away / Neutral 31-7 / 11-8 / 6-3  
 2025 Big Ten Record / Finish 22-8 (.733) / t-1st  
 Big Ten Home / Away 12-3 / 10-5  
 Final Ranking 5th  
 Lettermen Returning / Lost 24 / 16  
 Newcomers 16  
 Starting Position Players Returning / Lost 8 / 1  
 Starting Pitchers Returning / Lost 2 / 1  
 2025 MLB Draft Selections 1 (signed)

**Coaching Staff**

Head Coach John Savage  
 Record at UCLA 775-487-2 (22 years)  
 Career Record 863-571-3 (25 years)  
 Assistant Coaches Bryant Ward (11th year),  
 Griffin Barnes (2nd year), Jake Palmer (1st year)  
 Director of Operations Chris Minnick (1st year)  
 Athletic Trainer Kaitlyn Gustafson

**2026 UCLA NUMERICAL ROSTER**

No.	Name	Yr.	Pos.	B/T	Ht.	Wt.	Hometown (Previous School)
1	Roch Cholowsky	Jr.	INF	R/R	6-2	202	Chandler, Ariz. (Hamilton HS)
3	Michael Cunningham	Gr.	OF	R/R	6-0	200	Los Angeles, Calif. (San Francisco State)
4	Phoenix Call	So.	INF	R/R	6-0	190	Porter Ranch, Calif. (Calabasas HS)
5	Aidan Espinoza	RS So.	OF	L/L	5-11	195	Huntington Beach, Calif. (Huntington Beach HS)
6	Dominic Cadiz	Fr.	INF	R/R	6-1	220	Sherman Oaks, Calif. (Notre Dame HS)
7	Roman Martin	Jr.	INF	R/R	6-2	208	Whittier, Calif. (Servite HS)
8	Kasen Khansarinia	So.	UTL	R/R	6-2	200	Chino Hills, Calif. (San Dimas HS)
9	Will Gasparino	Jr.	OF	R/R	6-6	220	Los Angeles, Calif. (Texas)
10	Ian May	RS Sr.	LHP	L/L	6-3	190	Laguna Niguel, Calif. (California)
11	Payton Brennan	RS Jr.	OF	L/R	6-3	215	Rocklin, Calif. (Rocklin HS)
12	Zach Strickland	Fr.	RHP	S/R	6-2	200	Arcadia, Calif. (Maranatha HS)
14	Landon Stump	Jr.	RHP	R/R	6-3	212	Morgan Hill, Calif. (Live Oak HS)
15	Jarrod Hocking	Sr.	OF	R/R	5-9	175	Anaheim Hills, Calif. (Servite HS)
16	Jake Swenson	Jr.	RHP	R/R	6-4	188	Camas, Wash. (Linfield University)
18	Wylan Moss	So.	RHP	R/R	6-3	200	Tustin, Calif. (Mater Dei HS)
19	David Mysza	RS Fr.	INF	L/R	5-10	185	Sierra Madre, Calif. (La Salle HS)
20	Justin Lee	Jr.	RHP	R/R	6-3	210	Los Angeles, Calif. (Notre Dame HS)
21	Jack O'Connor	RS Jr.	RHP	R/R	6-3	210	Palos Verdes, Calif. (Palos Verdes HS)
24	Logan Reddemann	Jr.	RHP	L/R	6-2	185	Palmdale, Calif. (San Diego)
25	CJ Bott	So.	RHP	R/R	6-2	200	Scottsdale, Ariz. (Notre Dame Prep HS)
26	Aiden Aguayo	Fr.	INF	R/R	6-0	185	Whittier, Calif. (La Mirada HS)
27	Easton Hawk	So.	RHP	R/R	6-3	210	Granada Hills, Calif. (Granada Hills HS)
28	Maverek Russell	Fr.	INF	L/R	6-0	195	Whittier, Calif. (La Mirada HS)
29	Finn McLroy	RS Jr.	RHP	R/R	6-6	215	Carlsbad, Calif. (Carlsbad HS)
30	Tyler Dunning	Fr.	INF	R/R	6-1	190	Rancho Santa Margarita, Calif. (JSerra Catholic HS)
31	Chris Aldrich	RS Sr.	RHP	R/R	6-2	195	Oak Park, Calif. (Notre Dame HS)
33	Blake Balsz	Jr.	C	L/R	5-10	200	Rancho Santa Margarita, Calif. (Santa Margarita HS)
34	Mack Edwards	Fr.	LHP	L/L	6-5	230	Reno, Nev. (Reno HS)
35	Hayden George	Fr.	RHP	R/R	6-4	225	San Clemente, Calif. (Santa Margarita Catholic HS)
36	Dean West	Jr.	OF	L/R	5-9	185	Woodland Hills, Calif. (Notre Dame HS)
38	Trey Gudoy	Fr.	OF	L/L	5-11	182	Escondido, Calif. (Cathedral Catholic HS)
39	Mulivai Levu	Jr.	1B	L/R	6-1	205	Huntington Beach, Calif. (Ocean View HS)
40	Cashel Dugger	Jr.	C	L/R	6-3	210	Castle Pines, Colo. (Valor Christian HS)
41	Will Crain	Fr.	RHP	R/R	6-2	182	Mercer Island, Wash. (Eastside Catholic HS)
44	Ian Fisher	Fr.	LHP	R/L	6-1	190	Carlsbad, Calif. (Carlsbad HS)
45	Chris Grothues	RS Jr.	LHP	L/L	6-3	210	Anaheim Hills, Calif. (Servite HS)
47	Elai Iwanaga	Fr.	RHP	L/R	6-0	170	Mililani, Hawaii (Kamehameha HS)
55	Michael Barnett	Jr.	RHP	R/R	6-4	220	Lafayette, Calif. (College Park HS)
85	Cal Randall	Jr.	RHP	R/R	6-4	235	Discovery Bay, Calif. (De La Salle HS)
99	Angel Cervantes	Fr.	RHP	R/R	6-2	215	Lynwood, Calif. (Warren HS)

**COACHING STAFF**

22	John Savage	Head Coach (22nd season)
23	Bryant Ward	Assistant Coach/Recruiting Coordinator (11th season)
17	Griffin Barnes	Assistant Coach (2nd season as A.C. 5th on staff)
32	Jake Palmer	Assistant Coach (1st season as A.C. 2nd on staff)

**PRONUNCIATION GUIDE**

Blake Balsz.....rhymes with "waltz"  
 Dominic Cadiz.....CAH-deez  
 Angel Cervantes .....AYN-jel, SER-vahn-TES  
 Roch Cholowsky .....Rock chuh-LAU-skee  
 Chris Grothues.....GROW-toose  
 Trey Gudoy .....GUH-doy (rhymes with toy)  
 Jarrod Hocking .....JAIR-id HAWK-ing  
 Elai Iwanaga .....EE-lie, EE-wah-nah-GUH  
 Kasen Khansarinia .....KAN-sar-in-ee-UH

Mulivai Levu .....MOO-lee-VY luh-VOO  
 Finn McLroy.....MAC-ill-ROY  
 David Mysza.....MIZE (rhymes with size)-uh  
 Logan Reddemann.....RED-uh-MEN

## WIN-LOSS RECORD WHEN..

Overall	51-6
Big Ten	28-2
Big Ten Home / Road	14-1 / 14-1
Non-Conference	23-4
Home games	27-5
Away games	18-1
Neutral site	6-0
Day games	30-2
Night games	21-4
vs. Left-handed starter	9-0
vs. Right-handed starter	42-6
1-run games	9-2
2-run games	6-0
5+ run games	25-1
Extra innings	4-0
Shutouts	2-2

## When UCLA scores...

0-2 runs	1-2
3-5 runs	12-1
6-9 runs	18-3
10+ runs	20-0

## When the opponent scores...

0-2 runs	22-0
3-5 runs	21-1
6-9 runs	7-4
10+ runs	1-0

## Inning breakdown

UCLA scored in 1st inning	30-2
Opponent scored in 1st inning	16-0
UCLA scores first	29-3
Opponent scores first	22-3
After 6, leading	38-1
trailing	10-4
tied	3-1
After 7, leading	35-2
trailing	9-4
tied	3-0
After 8, leading	34-0
trailing	4-5
tied	4-1

## Miscellaneous statistics

Hit 0 home runs	15-3
Hit 1 home run	13-0
Hit 2+ home runs	23-3
Opponent hit 0 home runs	19-1
Opponent hit 1 home run	21-2
Opponent hit 2+ home runs	11-3
Made 0 errors	30-1
Made 1 error	9-2
Made 2+ errors	13-3
Opponent made 0 errors	14-6
Opponent made 1 error	24-0
Opponent made 2+ errors	12-0
UCLA out-hit opponent	39-1
Opponent out-hit UCLA	8-5
Hits are tied	4-0

## UCLA's record in

February	8-2
March	18-0
April	14-2
May	11-2
June	0-0

## UCLA's record on

Tuesday	10-2
Wednesday	0-0
Thursday	0-0
Friday	14-1
Saturday	14-1
Sunday	13-2
Series Game 1	13-1
Series Game 2	13-1
Series Game 3	12-2
Midweeks	10-2

## UCLA's record when

Reddemann starts	10-0
Barnett starts	14-1
Stump starts	11-2
Cervantes starts	12-2
Moss starts	4-1

## HC JOHN SAVAGE NAMED BIG TEN COACH OF THE YEAR

Head Coach John Savage was unanimously selected Big Ten Coach of the Year, the third conference coach-of-the-year award of his career (also 2013 & 2019 Pac-12). Savage guided UCLA to one of the most dominant regular seasons in modern college baseball history, including the first wire-to-wire No. 1 ranking ever recorded for a full regular season, a program-record 48 regular season wins, the longest conference winning streak in Big Ten history, and the distinction of being the only team since 2017 Oregon State to win every regular-season weekend. He claimed his sixth conference title in 2026 and the program's first-ever conference tournament title. He is set to make his 15th postseason appearance in 22 seasons at UCLA.

## UNPRECEDENTED TEAM STRENGTH

The 2026 UCLA Bruins delivered the greatest regular season in program history, shattering records on their way to a 48-6 overall mark and a Big Ten-record 28 conference wins. UCLA became the first team in college baseball history to finish a full regular season wire-to-wire at No. 1 in the national rankings across both D1 Baseball and Baseball America. The Bruins also established a school-record 27-game winning streak, matched the all-time Big Ten record with 27 consecutive league victories, and swept 12 conference series on the year. Across their first two seasons in the Big Ten, UCLA has gone 48-12 in conference play, winning 18 of 20 league series and cementing themselves as one of the most dominant programs of the modern era.

## BIG TIME DOMINANCE

UCLA clinched the outright regular season championship with two weekends still left to play after sweeping its first eight series, rattling off 24 consecutive wins. The Bruins lost just one game of the road while winning all nine of its games in the eastern time zone (Ohio State, Rutgers, Michigan State) and adding a dominant series sweep in the central time zone at Iowa. UCLA has taken care of business at home, sweeping fifth-place Michigan, No. 18 USC, Maryland, and Minnesota, before earning a series victory over No. 13 Oregon. Mulivai Levu led the Bruins in hitting during league play, posting a .339 average with 11 home runs and 33 RBIs. The pitching staff shined as well, keeping a league-best 3.21 team ERA during the title-winning run.

## CARDIAC BRUINS

UCLA has won in just about every imaginable way in 2026, piling up 10 comeback victories after the sixth inning and nine wins when trailing in the seventh or later. The Bruins have shown a remarkable flair for the dramatic, winning five games this season while trailing and down to their final out. Two of those came in the Big Ten Tournament alone: Mulivai Levu launched a three-run walk-off homer with two outs in the ninth to beat No. 25 USC, and the next day Aidan Espinoza delivered a two-out, game-tying RBI single in the ninth against No. 13 Oregon to force extras in the title game. The drama traces back to March 1 in Arlington, when Roch Cholowsky blasted a game-tying two-run homer in the ninth against No. 4 Mississippi State, a game UCLA went on to win 8-7 in 10 innings.

## POSTSEASON PAYTON

Payton Brennan was scorching hot at the plate for the Bruins in the 2025 postseason, hitting .455 (15-for-33) in UCLA's eight postseason contests. In the Los Angeles Regional, Brennan racked up a tournament-high eight hits with 15 total bases. He notched four extra base hits to post a slugging percentage of 1.154 for the weekend. In the super regional, Brennan came up with a clutch 3-for-4 performance in the series-clinching game, driving in three runs in the last two innings to give the Bruins a sizable cushion late in the contest.

## THE ROAD TO ROMAHA

Roman Martin was another important component in UCLA's 2025 postseason offensive surge, blasting six homers over the last month. The sophomore delivered a standout performance at the plate in the Los Angeles Regional, receiving Most Outstanding Player honors. The third baseman homered in each of the first two contests, including a pivotal grand slam that ignited the Bruins' explosive seven-run second inning against Arizona State. Across the weekend, Martin hit .400 (6-for-15), driving in eight runs and scoring five. Martin continued to swing a hot bat in the super regional, going 4-for-8 (.500) with a crucial two-run triple the eighth inning of UCLA's 5-2 win in the opening game.

## ROCH'IN AND ROLLIN'

Junior shortstop Roch Cholowsky was named Big Ten Player of the Year, becoming the third player in Big Ten history to earn the player of the year award in consecutive seasons, joining Minnesota's Luke Appert (2002-03) and Michigan's Barry Larkin (1984-85). He also becomes the first UCLA player to win multiple Player of the Year awards in his collegiate career. Cholowsky led the conference with 21 home runs, anchored UCLA's infield defense, and powered one of the nation's most complete lineups. The junior also earned All-Big Ten First Team honors at shortstop. Cholowsky delivered one of the most dominant two-way seasons in the country, hitting .330 with 21 home runs, 59 RBI, and a conference-high 70 runs scored while starting all 54 games at shortstop. He finished sixth in the conference for slugging (.684), fifth in OPS (1.149), and led the league in hit-by-pitches (23), powering a .465 on-base percentage.

## BRUINS CLEAN UP B1G BASEBALL ALL-CONFERENCE AWARDS

No. 1-ranked UCLA highlighted its historic regular season 2026 campaign on Tuesday by earning a conference-best collection of nine Big Ten All-Conference honorees. The Bruins claimed Player of the Year, Coach of the Year, and placed student-athletes on every all-conference team, including a league-high nine total selections across the First, Second, and Third Teams.

## UCLA ALL-CONFERENCE RECIPIENTS

*First Team:* Roch Cholowsky, Will Gasparino, Easton Hawk, Mulivai Levu, Roman Martin, Wylan Moss, Logan Reddemann

*Second Team:* Cashel Dugger

*Third Team:* Cal Randall

*All-Defensive Team:* Cashel Dugger, Will Gasparino, Mulivai Levu, Dean West

*Sportsmanship Award:* Cashel Dugger

## HAWK'S FLYING HIGH

Sophomore right-hander Easton Hawk has been one of UCLA's most reliable and dominant bullpen arms, piecing together an elite season built on consistency, swing-and-miss stuff, and a remarkable run of scoreless outings. Hawk has settled into lockdown form, allowing just six earned runs across 38.1 innings with 47 strikeouts, only 23 hits, and a sparkling 1.41 ERA. His last 24 appearances have been especially impressive: Hawk has thrown 26.2 innings without allowing a single earned run, giving up just seven hits in that entire stretch while striking out 34 and converting 11 saves. He's repeatedly delivered in high-leverage moments, stranding runners, closing out tight games, and overpowering hitters with clean,

**CURRENT UCLA BRUIN MAJOR LEAGUERS**

RHP Jake Bird	
RHP Griffin Canning	
RHP Gerrit Cole	
INF Kyle Karros	
INF Ryan Kreidler	
C Tyler Heineman	
INF Matt McLain	
OF Garrett Mitchell	

**ROCH CHOLOWSKY TROPHY CABINET**

After enjoying one of the most decorated individual campaigns in program history, let's take a look at every award won by the standout shortstop in 2025:

- ABCA/Rawlings Player of the Year
- D1Baseball Player of the Year
- Baseball America Player of the Year
- Perfect Game Player of the Year
- NCBWA District 9 Player of the Year
- Big Ten Player of the Year
- Big Ten Defensive Player of the Year
- Brooks Wallace Award winner
- ABCA/Rawlings Gold Glove
- Named First Team All-American by:
  - \* ABCA/Rawlings
  - \* Baseball America
  - \* D1Baseball
  - \* Perfect Game
- College Baseball Foundation All-American
- NCBWA Second Team All-American
- First Team All-Big Ten
- Dick Howser Trophy finalist
- Golden Spikes semifinalist
- Big Ten Tournament Most Outstanding Player
- Brooks Wallace Award Player of the Week

efficient innings. With a season line of 6-2, 14 saves, and a microscopic ERA, Hawk has emerged as one of the most dominant late-inning weapons in Division I baseball and a cornerstone of UCLA's nation-leading record.

**MIDSEASON AWARDS**

- Golden Spikes Semifinalist: Roch Cholowsky
- Buster Posey Award Semifinalist: Cashel Dugger
- Golden Spikes Award Watch List: Roch Cholowsky, Will Gasparino, Mulivai Levu, Logan Reddemann
- Big Ten Midseason Player of the Year: Roch Cholowsky
- Brooks Wallace Award Semifinalist: Roch Cholowsky
- National Pitcher of the Year Semifinalist: Logan Reddemann and Wylan Moss
- NCBWA Stopper of the Year Watch List: Easton Hawk and Wylan Moss
- Perfect Game All-Americans: Roch Cholowsky, Will Gasparino, Wylan Moss (1st Team), Mulivai Levu (3rd Team)
- Baseball America Player of the Year Watch List: Roch Cholowsky and Will Gasparino
- Baseball America Pitcher of the Year Watch List: Logan Reddemann
- Buster Posey Award National Catcher of the Year Watch List: Cashel Dugger

**BRINGING THE HEAT**

UCLA rode a historic overpowering pitching performance to a 4-1, 14-inning win at Rutgers, a result that underscored why the Bruins lead the Big Ten with a 3.07 team ERA. Logan Reddemann delivered one of the most dominant outings in program history, matching the school record with 18 strikeouts over eight innings while allowing just two hits and a single run, including fanning 11 of the final 12 batters he faced. Reddemann also produced 34 whiffs in the contest, which is the most in a Division I game this season. His effort anchored a staff that piled up 30 strikeouts, one shy of the NCAA single-game record, and set the tone for a night where UCLA's arms once again proved to be the backbone of the nation's top-ranked team.

**SEEING REDD**

Logan Reddemann was named Golden Spikes Player of the Week, College Baseball Pitcher of the Week, and Big Ten Pitcher of the Week following his dominant outing on April 10 at Rutgers. Reddemann matched the UCLA program record with 18 strikeouts over 8.0 innings, anchoring a Bruins pitching staff that piled up 30 Ks, just one shy of the NCAA all-time single-game record, in a 4-1, 14-inning series-opening win over Rutgers. The right-hander allowed just two hits and one run, punctuating his night by fanning 11 of the final 12 batters he faced. His 18 punchouts tied Rob Henkel's mark set against Washington in 2000. Before this game, the most innings Reddemann pitched was 6.1 against Iowa on March 27.

**RETURNING PRODUCTION**

In an era of college baseball defined by heavy transfer-portal movement, UCLA has taken a different path by retaining its core talent and reaping the rewards. No program in Division I returns more production for 2026, with the Bruins bringing back an impressive 83 percent of their overall output. That includes 85 percent of last season's plate appearances and 78 percent of the innings pitched, giving UCLA one of the most stable and experienced rosters in the country.

**ROCH AND THE ADVANCED STATISTICS**

Roch Cholowsky was undoubtedly been one of the nation's most valuable players in 2026, and the advanced statistics prove it. According to data compiled by 643 charts, Cholowsky ranks first among Division I shortstops in wins-above-replacement (WAR) with a mark of 4.50. UCLA's shortstop has particularly stood out defensively with a defensive-runs-saved (DRS) mark of 13.93 and defensive WAR of 1.01.

**IN ELITE COMPANY**

Head Coach John Savage recently reached a significant milestone, eclipsing the 800-win mark for his career with a win at Illinois. With 775 wins at UCLA, he ranks second all-time, trailing only Gary Adams (1975-2004) who finished his career with 984 wins. Savage began his head coaching career at UC Irvine, where he notched 88 wins in his first three seasons, bringing his career total to 863, which ranks 23rd among active Division I coaches and first among active Big Ten coaches. His winning percentage of .613 with the Bruins is the highest among UCLA coaches with over 100 games coached.

**FRIENDLY CONFINES**

UCLA clinched its 11th consecutive season with a winning record at Jackie Robinson Stadium in 2026. The Bruins have had a losing record at home just twice over the last 22 seasons, last occurring in 2014 (11-20). UCLA posted a 31-7 overall record at JRS during last season's campaign and are currently 27-5 at home in 2026.

**2026 FINAL BIG TEN CONFERENCE STANDINGS**

	Conf.	Pct.	Home	Away	Streak	Ovr	Pct.	Home	Away	Neu.	L10	Streak
<b>UCLA</b>	<b>28-2</b>	<b>.933</b>	<b>14-1</b>	<b>14-1</b>	<b>W2</b>	<b>48-6</b>	<b>.889</b>	<b>27-5</b>	<b>18-1</b>	<b>3-0</b>	<b>8-2</b>	<b>W2</b>
Nebraska	23-7	.767	15-0	8-7	W6	41-14	.745	23-1	14-10	4-3	7-3	W7
Oregon	20-10	.667	12-3	8-7	W2	38-15	.717	23-5	13-9	2-1	6-4	W2
USC	20-10	.667	15-0	5-10	L2	42-14	.750	32-1	10-13	0-0	8-2	L2
Ohio State	18-12	.600	10-5	8-7	W4	29-23	.558	15-10	11-8	3-5	8-2	W3
Purdue	18-12	.600	11-4	7-8	L3	35-18	.660	20-6	7-10	8-2	7-3	L3
Michigan	17-13	.567	8-7	9-6	L3	32-22	.593	13-8	15-11	4-3	5-5	L4
Iowa	15-15	.500	9-6	6-9	W3	32-21	.604	19-8	10-10	3-3	6-4	W3
Illinois	14-16	.467	9-6	5-10	L1	28-25	.528	17-9	7-14	4-2	6-4	L1
Rutgers	13-17	.433	7-8	6-9	W1	26-28	.481	13-14	12-13	1-1	4-6	W1
Washington	12-18	.400	7-8	5-10	L2	23-31	.426	13-14	9-13	1-4	3-7	L2
Michigan State	11-19	.367	6-9	5-10	L1	22-31	.415	11-12	10-15	1-4	6-4	W1
Minnesota	11-19	.367	6-9	5-10	L5	30-23	.566	19-12	7-11	4-0	4-6	L5
Indiana	9-21	.300	7-8	2-13	W1	23-31	.426	13-10	9-19	1-2	4-6	W1
Maryland	9-21	.300	6-9	3-12	W2	27-29	.482	14-9	13-19	0-1	5-5	W2
Penn State	9-21	.300	6-9	3-12	L2	16-35	.314	10-10	4-20	2-5	4-6	L2
Northwestern	8-22	.267	6-9	2-13	L1	21-30-1	.404	12-9-1	4-19	5-2	4-6	W3

**2026 NATIONAL RANKINGS**

**BASEBALL AMERICA (May 18)**

No.	School	Record	PREV
1	<b>UCLA</b>	<b>48-6</b>	<b>1</b>
2	Georgia Tech	45-9	3
3	North Carolina	43-10-1	2
4	Georgia	43-12	5
5	Texas	40-12	6
6	Auburn	36-18	4
7	Oregon State	43-12	7
8	Southern Miss	40-14	8
9	Florida	37-18	9
10	Arkansas	36-19	10
11	Florida State	37-16	11
12	West Virginia	37-13	13
13	Texas A&M	39-13	15
14	Kansas	39-16	16
15	Alabama	37-18	19
16	Mississippi State	39-16	12
17	Cincinnati	37-19	18
18	Oregon	38-15	23
19	Oklahoma State	36-19	21
20	Tennessee	37-19	24
21	Nebraska	41-14	NR
22	USC	42-14	14
23	UC Santa Barbara	37-16	25
24	Arizona State	36-18	NR
25	Ole Miss	36-20	22

**D1 BASEBALL (May 24)**

No.	School	Record	PREV
1	<b>UCLA</b>	<b>51-6</b>	<b>1</b>
2	Georgia Tech	48-9	3
3	Georgia	46-12	4
4	North Carolina	45-11	2
5	Auburn	38-19	6
6	Texas	40-13	5
7	Southern Miss	44-15	8
8	Oregon State	43-12	7
9	West Virginia	39-14	9
10	Florida	39-19	18
11	Texas A&M	39-14	10
12	FSU	38-17	11
13	Kansas	42-16	13
14	Arkansas	39-20	12
15	Oregon	40-16	14
16	Alabama	37-19	15
17	Mississippi State	40-17	16
18	Ole Miss	36-21	17
19	Oklahoma State	37-20	19
20	Nebraska	42-15	20
21	Jax State	46-13	NR
22	Arizona State	37-19	21
23	Tennessee	38-20	23
24	Cincinnati	37-20	22
25	Louisiana	39-23	NR

**NCBWA (May 18)**

No.	School	Record	PREV
1	<b>UCLA</b>	<b>48-6</b>	<b>1</b>
2	Georgia Tech	45-9	3
3	North Carolina	43-10-1	2
4	Georgia	43-12	4
5	Texas	40-12	7
6	Oregon State	43-12	6
7	Auburn	36-18	5
8	Southern Miss	40-14	8
9	West Virginia	37-13	9
10	Florida State	38-16	10
11	Texas A&M	39-13	11
12	Oregon	38-15	15
13	Arkansas	36-19	12
14	Kansas	39-16	17
15	Alabama	37-18	18
16	Mississippi State	39-16	13
17	Florida	37-18	19
18	USC	42-14	14
19	Nebraska	41-14	21
20	Oklahoma State	36-19	22
21	Ole Miss	36-20	20
22	Coastal Carolina	36-19	16
23	Arizona State	36-18	23
24	Tennessee	36-19	RV
25	Jax State	42-13	24

**PERFECT GAME (May 18)**

No.	School	Record	PREV
1	<b>UCLA</b>	<b>48-6</b>	<b>1</b>
2	North Carolina	43-10-1	2
3	Georgia Tech	45-9	3
4	Georgia	43-12	4
5	Texas	40-12	6
6	West Virginia	37-13	7
7	Florida State	38-16	8
8	Auburn	36-18	5
9	Oregon State	43-12	9
10	Southern Miss	40-14	10
11	Oregon	38-15	11
12	Texas A&M	39-13	13
13	Alabama	37-18	14
14	Florida	37-18	18
15	Nebraska	41-14	19
16	Kansas	39-16	17
17	Arkansas	36-19	21
18	Mississippi State	39-16	15
19	USC	42-14	16
20	Cincinnati	37-19	20
21	Oklahoma State	36-19	23
22	Coastal Carolina	36-19	12
23	Mercer	43-13	NR
24	Arizona State	36-18	25
25	Tennessee	37-19	NR

**USA TODAY COACHES POLL (May 24)**

No.	School (1st votes)	Record	PREV
1	<b>UCLA (26)</b>	<b>51-6</b>	<b>1</b>
2	Georgia Tech (4)	48-9	3
3	Georgia	46-12	4
4	North Carolina	45-11	2
5	Texas	40-13	5
6	Auburn	38-19	6
7	Southern Miss	44-15	8
8	Oregon State	43-12	7
9	Florida State	38-17	8
10	Texas A&M	39-14	9
11	West Virginia	39-14	11
12	Oregon	40-16	12
13	Arkansas	39-20	13
14	Florida	39-19	17
15	Kansas	42-16	16
16	Alabama	37-19	15
17	Mississippi State	40-17	14
18	Nebraska	42-15	18
19	USC	43-15	19
20	Ole Miss	36-21	20
21	Oklahoma State	37-20	21
22	Arizona State	37-19	22
23	Jacksonville State	46-13	NR
24	Cincinnati	37-20	23
25	Tennessee	38-20	25

**2026 OPPONENT RPI/SOS**

OPPONENT	Record	RPI	SOS
Cal State Fullerton	24-32	117	69
Hawaii	24-23	131	113
Iowa	30-23	67	72
LMU	12-44	287	136
Maryland	27-29	85	61
Michigan	34-24	53	63
Michigan State	24-32	106	47
Minnesota	30-23	93	93
Mississippi State	40-17	13	124
Oregon	40-16	15	76
Pepperdine	21-33	221	168
Purdue	36-20	54	85
Rutgers	26-30	122	86
Sacramento State	29-32	99	75
San Diego State	36-24	95	157
TCU	33-21	46	58
Tennessee	38-20	31	28
Texas A&M	39-14	14	212
Tulane	25-31	147	104
UC Irvine	25-27	125	92
<b>UCLA</b>	<b>51-6</b>	<b>1</b>	<b>69</b>
UC San Diego	27-28	94	76
UC Santa Barbara	38-18	38	82
USC	43-15	9	105
Washington	24-32	156	

source: www.WarrenNolan.com

### HEAD COACH JOHN SAVAGE'S YEAR-BY-YEAR TOTALS

Year	School	Record	Pct.	League	Pct.	Finish	Postseason
2002	UC Irvine	33-26	.559	14-10	.583	T4th	
2003	UC Irvine	21-35	.375	8-13	.381	T5th	
2004	UC Irvine	34-23-1	.595	10-11	.476	T4th	Midwest Regional
2005	UCLA	15-41	.260	4-20	.167	8th	
2006	UCLA	33-25	.560	13-10	.565	3rd	Malibu Regional
2007	UCLA	33-28	.541	14-10	.583	3rd	Fullerton Super Regional
2008	UCLA	33-27	.550	13-11	.542	3rd	Fullerton Regional
2009	UCLA	27-29	.482	15-12	.555	T3rd	
2010	UCLA	51-17	.750	18-9	.667	2nd	College World Series runner-up
2011	UCLA	35-24	.593	18-9	.667	1st	Los Angeles Regional (Pac-10 Champions)
2012	UCLA	48-16	.750	20-10	.667	T1st	College World Series (Pac-12 Co-Champions)
2013	UCLA	49-17	.742	21-9	.700	3rd	<b>NCAA Champions</b>
2014	UCLA	25-30-1	.455	12-18	.400	9th	
2015	UCLA	45-16	.738	22-8	.733	1st	Los Angeles Regional (Pac-12 Champions)
2016	UCLA	25-31	.446	12-18	.400	10th	
2017	UCLA	30-27	.526	19-11	.633	3rd	Long Beach Regional
2018	UCLA	38-21	.644	19-11	.633	4th	Minneapolis Regional
2019	UCLA	52-11	.825	24-5	.828	1st	Los Angeles Super Regional (Pac-12 Champions)
2020	UCLA	13-2	.867	--	--	--	N/A (COVID-19)
2021	UCLA	37-20	.649	18-12	.600	4th	Lubbock Regional
2022	UCLA	40-24	.625	19-11	.633	3rd	Auburn Regional
2023	UCLA	28-24-1	.538	12-16-1	.442	7th	Pac-12 Tournament
2024	UCLA	19-33	.365	9-21	.300	T10th	
2025	UCLA	48-18	.727	22-8	.733	T1st	College World Series (Big Ten Co-Champions)
2026	UCLA	51-6	.895	28-2	.933	1st	
<b>3 seasons at UC Irvine</b>	<b>88-84-1</b>	<b>.512</b>	<b>32-34</b>	<b>.485</b>			<b>1 Regional</b>
<b>22nd season at UCLA</b>	<b>775-487-2</b>	<b>.614</b>	<b>353-239-1</b>	<b>.596</b>			<b>1 title, 4 CWS, 6 Super Reg., 14 Reg.</b>
<b>25th SEASON OVERALL</b>	<b>863-571-3</b>	<b>.602</b>	<b>385-274-1</b>	<b>.584</b>			<b>1 title, 4 CWS, 6 Super Reg., 15 Reg.</b>

### NOTES ON UCLA HEAD COACH JOHN SAVAGE

• Savage was named the 2026 Big Ten Coach of the Year, which marks the third time he's taken home a conference Coach of the Year honor in his career. He was previously named the 2019 Pac-12 Coach of the Year and again in 2015 after leading the Bruins to a league title in each of those two seasons. He was also named National Coach of the Year in 2010 and 2013. After the 2019 season, he was named the ABCA West Region Coach of the Year for the second time in his career (2013) and was also honored as the National Pitching Coach of the Year by Collegiate Baseball.

• Savage helped UCLA reach college baseball's pinnacle in 2013, as the Bruins won their first-ever NCAA baseball title. Under his guidance, UCLA has advanced to the NCAA Tournament 14 times in 20 seasons and has hosted a regional seven times, including four straight from 2010 through 2013.

• In the summer of 2017, Savage was the manager of the USA Baseball Collegiate National Team after being an assistant coach in 2000. He led the U.S. to a 15-5 record over the summer, including 11-4 during international play. The United States won all three international series it competed in, including going 4-0 against Chinese Taipei and 3-2 versus both Cuba and Japan. The win over Cuba marked the third-straight series win, while also improving to 23-18 in 41 all-time series against Japan.

• 17 of his 20 recruiting classes have been nationally ranked in the top-25 by Baseball America. UCLA's incoming class in the fall of 2012 was rated No. 2 nationally, by Baseball America. UCLA's incoming group in the fall of 2006 was ranked No. 5, followed by No. 13 (fall 2007), No. 7 (fall 2008), No. 7 (fall 2009), No. 19 (fall 2010), No. 3 (fall 2011), No. 2 (fall 2012), No. 7 (fall 2014), No. 3 (fall 2015), No. 16 (fall 2016) No. 16 (fall 2017), and No. 4 (fall 2018), No. 5 (fall 2019), No. 3 (fall 2020), and No. 1 (fall 2021, 2023)

• Savage was named the 2013 National Coach of the Year by Collegiate Baseball, Baseball America, the American Baseball Coaches Association (ABCA) and Perfect Game USA. His work with UCLA's pitching staff that season was no more evident than with the success of starting pitchers Adam Plutko, Nick Vander Tuig and Grant Watson. Plutko and Vander Tuig capped their UCLA careers in 2013 as the winningest pitching tandem in school history (56 total wins in three seasons).

• Under Savage's guidance, UC Irvine posted a 88-84-1 overall record and the Anteaters broke through with an NCAA Tournament appearance in 2004. That season, UC Irvine went 34-23-1 and competed at the NCAA Notre Dame Regional. The Anteaters earned their highest national ranking at the time, climbing to the No. 7 spot in Collegiate Baseball's weekly rankings in April 2004. At season's end, Savage was tabbed a finalist for National Coach of the Year honors by CollegeBaseballInsider.com.

• As pitching coach and recruiting coordinator at USC from 1997-2000, Savage helped the Trojans produce consecutive Pac-10 Pitcher of the Year selections in Seth Etherton, Rik Currier and eventual American League Cy Young Award winner Barry Zito. Also under Savage's mentorship was former Chicago Cubs right-hander Mark Prior. As the Trojans' recruiting coordinator, Savage helped facilitate the nation's top-ranked recruiting class in 1999-2000, as ranked by Collegiate Baseball. He was honored as Collegiate Baseball's Assistant Coach of the Year in 1998, following the Trojans' run to the College World Series title. USC advanced to the NCAA Super Regional in 1999 and back to the College World Series in 2000.

### JOHN SAVAGE'S CAREER RECORDS VS. NCAA D-I OPPONENTS

Arizona	35-32-1	Florida State	1-2	Maryland	7-5	Oklahoma	4-6	San Francisco	5-3	UC Irvine	31-20
Arizona State	28-33	Fresno State	8-6	Miami	1-5	Oklahoma St.	2-0	San Jose State	3-2	UCLA	4-0
Auburn	0-1	Georgia	3-1	Michigan	9-5	Omaha	4-1	Santa Clara	3-2	UC Riverside	19-12
Arkansas	0-1	Georgia Tech	2-1	Michigan State	8-0	Oral Roberts	3-1	SE Louisiana	1-0	UC San Diego	2-1
Army	1-0	Gonzaga	12-2	Minnesota	8-4	Oregon	31-20	South Carolina	0-2	UCSB	19-16-1
Baylor	10-8	Harvard	2-1	Mississippi	3-3	Oregon State	22-37	Southern	2-0	UNLV	6-1
Bethune Cookman	2-0	Hawaii	5-1	Mississippi State	5-0	Pacific	10-8	St. John's	3-0	USC	54-32
BYU	3-1	Hofstra	3-0	Missouri	0-1	Penn State	3-0	Stanford	29-28	Utah	28-8-1
Cal Poly	27-12	Houston	0-1	Murray State	1-0	Pepperdine	30-11	Stony Brook	1-0	UTSA	2-0
California	36-32	Illinois	5-1	N.C. State	5-0	Portland	5-1	TCU	7-6	Vanderbilt	3-5
Cal State Bakersfield	5-1	Illinois-Chicago	1-0	Nebraska	7-3	Purdue	6-1	Tennessee	1-0	Virginia	1-0
Cal State Fullerton	25-37	Indiana	2-1	Nevada	2-1	Rice	0-1	Texas	3-5	Washington	41-32
CSUN	21-15	Iowa	4-0	New Mexico	1-0	Rutgers	3-0	Texas A&M	2-3	Washington State	42-19
Connecticut	1-1	Kent State	1-0	North Carolina	5-4	Sacramento State	10-3	Texas A&M-C.C.	1-1	Winthrop	2-1
Creighton	2-0	Long Beach State	29-23	Northwestern	2-1	Saint Mary's	6-1	Texas Tech	0-1	Wright State	3-0
East Carolina	8-1	Loyola Marymount	25-6	Notre Dame	2-1	San Diego	7-8	Tulane	2-0	<b>TOTALS</b>	<b>863-571-3</b>
Florida	1-0	LSU	2-1	Ohio State	3-0	San Diego State	12-14	UC Davis	4-2		

### 2026 UCLA BASEBALL

### HEAD COACH JOHN SAVAGE



#### Record at UCLA

775-487-2 (22nd season)

#### Overall Record

863-571-3 (25th season)

John Savage is in his 25th season as a head coach in 2025. He has guided UCLA to four College World Series appearances, including winning the program's first national championship in 2013.

### ELITE COMPANY

John Savage is one of just six head coaches in college baseball history to have guided his team to a College World Series title, produced the first overall pick in the MLB Draft (Gerrit Cole, 2011), and coached at least one Golden Spikes Award winner (Trevor Bauer, 2011). Also included in that illustrious group are former head coaches Skip Bertman (LSU) and Jim Brock (Arizona State) and Augie Garrido (Cal State Fullerton, Texas) and current head coaches Tim Corbin (Vanderbilt) and Jim Morris (Miami).

### POSTSEASON SUCCESS

In 14 trips to the postseason at UCLA, Savage has compiled a 51-29 record (.638 winning percentage), recording the most postseason victories of any head coach in program history.

With Savage at the program's helm, UCLA advanced to the College World Series in 2010, 2012, 2013, and 2025. UCLA reached the best-of-three championship series in 2010 and 2013. UCLA defeated Mississippi State, two games to none, at the 2013 College World Series. In 2010, the Bruins advanced to the championship series for the first time in school history, falling two games to none to South Carolina.

### BRUINS IN THE PROS

Savage's strong work with UCLA's program has been equally evident in player development and the MLB Draft. Over his 21 seasons in Westwood, UCLA has produced 130 draft selections with 49 players being drafted within the first 10 rounds. Under Savage, the Bruins produced a first-round MLB draft pick in three consecutive years for the first time in program history (2019-21). In addition, he has coached 30 players at UCLA that have competed in the major leagues.

2026 RADIO/TV ROSTER



**1**  
**Roch Cholowsky**  
INF - R/R - 6-2/202 - Jr.



**3**  
**Michael Cunningham**  
OF - R/R - 6-0/200 - Gr.



**4**  
**Phoenix Call**  
INF - R/R - 6-0/190 - Jr.



**5**  
**Aidan Espinoza**  
OF - L/L - 5-11/196 - RSo.



**6**  
**Dominic Cadiz**  
INF - R/R - 6-1/220 - Fr.



**7**  
**Roman Martin**  
INF - R/R - 6-2/208 - Jr.



**8**  
**Kasen Khansarinia**  
C - R/R - 6-2/200 - So.



**9**  
**Will Gasparino**  
OF - R/R - 6-6/220 - Jr.



**10**  
**Ian May**  
LHP - R/L - 6-3/190 - Rsr.



**11**  
**Payton Brennan**  
OF - L/R - 6-3/215 - Rjr.



**12**  
**Zach Strickland**  
RHP - B/R - 6-2/200 - Fr.



**14**  
**Landon Stump**  
RHP - R/R - 6-3/212 - Jr.



**15**  
**Jarrod Hocking**  
OF - R/R - 5-9/175 - Sr.




**16**  
**Jake Swenson**  
RHP - R/R - 6-4/188 - Jr.



**18**  
**Wylan Moss**  
RHP - R/R - 6-3/200 - So.



**19**  
**David Mysza**  
INF - L/R - 5-10/185 - Rfr.



**20**  
**Justin Lee**  
RHP - R/R - 6-3/210 - Jr.



**21**  
**Jack O'Connor**  
RHP - R/R - 6-3/210 - Rjr.



**24**  
**Logan Reddemann**  
RHP - R/R - 6-3/185 - Jr.



**25**  
**CJ Bott**  
RHP - R/R - 6-2/200 - So.



**26**  
**Aiden Aguayo**  
RHP - R/R - 5-11/185 - Fr.



**27**  
**Easton Hawk**  
RHP - R/R - 6-3/210 - So.



**28**  
**Maverik Russell**  
INF - L/R - 6-0/195 - Fr.



**29**  
**Finn McIlroy**  
RHP - R/R - 6-6/215 - Rjr.




**30**  
**Tyler Dunning**  
INF - R/R - 6-1/190 - Fr.



**31**  
**Chris Aldrich**  
RHP - R/R - 6-2/195 - Rsr.



**33**  
**Blake Balsz**  
C - L/R - 5-10/200 - Jr.



**34**  
**Mack Edwards**  
LHP - L/L - 6-5/230 - Fr.



**35**  
**Hayden George**  
RHP - R/R - 6-4/225 - Fr.



**36**  
**Dean West**  
OF - L/R - 5-9/180 - Jr.



**38**  
**Trey Gudoy**  
OF - L/L - 5-11/182 - Fr.



**39**  
**Mulivai Levu**  
1B - L/R - 6-1/205 - Jr.



**40**  
**Cashel Dugger**  
C - L/R - 6-2/210 - Jr.



**41**  
**Will Crain**  
RHP - R/R - 6-2/182 - Fr.




**44**  
**Ian Fisher**  
LHP - R/L - 6-1/190 - Fr.



**45**  
**Chris Grothues**  
LHP - L/L - 6-3/210 - Rjr.



**47**  
**Elai Iwanaga**  
RHP - L/R - 6-0/170 - Jr.



**55**  
**Michael Barnett**  
RHP - R/R - 6-4/220 - Jr.



**85**  
**Cal Randall**  
RHP - R/R - 6-4/235 - Jr.



**99**  
**Angel Cervantes**  
RHP - R/R - 6-2/215 - Fr.



**HC**  
**John Savage**  
22nd Season at UCLA (25th overall)

MULTIPLE HIT GAMES					
PLAYER	2	3	4	5+	TOTAL
Levu, Mulivai	15	6	3	-	24
Martin, Roman	20	2	1	-	23
Gasparino, Will	16	3	1	-	20
Cholowsky, Roch	11	8	-	-	19
West, Dean	16	2	1	-	19
Brennan, Payton	12	5	-	-	17
Dugger, Cashel	8	4	-	-	12
Call, Phoenix	5	1	-	-	6
Cadiz, Dominic	6	-	-	-	6
Aguayo, Aiden	3	2	-	-	5
Espinoza, Aidan	2	-	-	-	2
Khansarinia, Kasen	2	-	-	-	2
Gudoy, Trey	1	1	-	-	2
Hocking, Jarrod	1	-	-	-	1
<b>Team</b>	<b>118</b>	<b>34</b>	<b>6</b>	<b>0</b>	<b>158</b>

MULTIPLE RBI GAMES					
PLAYER	2	3	4	5+	TOTAL
Gasparino, Will	13	3	2	2	20
Levu, Mulivai	11	6	2	-	19
Cholowsky, Roch	8	6	2	1	17
Brennan, Payton	8	5	2	-	15
Martin, Roman	10	2	-	1	13
West, Dean	5	2	2	-	9
Dugger, Cashel	6	-	2	-	8
Aguayo, Aiden	4	1	-	-	5
Call, Phoenix	1	2	-	-	3
Cadiz, Dominic	2	-	-	1	3
Espinoza, Aidan	2	-	-	-	2
Gudoy, Trey	2	-	-	-	2
Khansarinia, Kasen	1	-	-	-	1
Hocking, Jarrod	1	-	-	-	1
<b>Team</b>	<b>74</b>	<b>27</b>	<b>12</b>	<b>5</b>	<b>118</b>

### UCLA vs. THE CONFERENCES

**American Conference (1-0 in 2026 / 1-0 in 2025)**  
 Tulane..... 1-0 in 2026 / 1-0 in 2025

**Big Ten (31-2 in 2026 / 27-9 in 2025)**  
 Iowa..... 3-0 in 2026 / 1-0 in 2025  
 Maryland..... 3-0 in 2026 / 2-1 in 2025  
 Michigan..... 3-0 in 2026 / 2-0 in 2025  
 Michigan State..... 3-0 in 2026 / 1-0 in 2025  
 Minnesota..... 3-0  
 Ohio State..... 3-0  
 Oregon..... 3-1 in 2026 / 1-2 in 2025  
 Purdue..... 1-0 in 2026 / 3-0 in 2025  
 Rutgers..... 3-0  
 USC..... 4-0 in 2026 / 2-2 in 2025  
 Washington..... 2-1 in 2026 / 2-1 in 2025

**Big 12 (3-0 in 2026 / 3-1 in 2025)**  
 TCU..... 3-0

**Big West (8-2 in 2026 / 5-2 in 2025)**  
 Cal State Fullerton..... 2-0  
 Hawaii..... 1-0  
 UC Irvine..... 2-0 in 2026 / 2-1 in 2025  
 UC San Diego..... 2-1  
 UC Santa Barbara..... 1-1

**Mountain West Conference (0-1 in 2026 / 1-0 in 2025)**  
 San Diego State..... 0-1

**Southeastern Conference (3-0 in 2026 / 0-3 in 2025)**  
 Mississippi State..... 1-0  
 Tennessee..... 1-0  
 Texas A&M..... 1-0

**Western Athletic Conference (2-1)**  
 Sacramento State..... 2-1

**West Coast (3-0 in 2026 / 5-1 in 2025)**  
 Loyola Marymount..... 2-0 in 2026 / 2-0 in 2025  
 Pepperdine..... 1-0 in 2026 / 1-0 in 2025

REACHED BASE STREAKS		
PLAYER	CURRENT	LONGEST
West, Dean	-	46
Martin, Roman	5	45
Brennan, Payton	3	41
Cholowsky, Roch	1	29
Levu, Mulivai	-	25
Dugger, Cashel	-	17
Gudoy, Trey	-	14
Gasparino, Will	5	12
Call, Phoenix	1	12
Cadiz, Dominic	2	11
Espinoza, Aidan	2	8
Aguayo, Aiden	-	8
Hocking, Jarrod	-	7
Khansarinia, Kasen	3	3

HITTING STREAKS		
PLAYER	CURRENT	LONGEST
Levu, Mulivai	-	14
Gasparino, Will	5	12
Brennan, Payton	3	11
Cholowsky, Roch	1	11
West, Dean	-	10
Martin, Roman	5	9
Espinoza, Aidan	2	8
Dugger, Cashel	-	8
Aguayo, Aiden	-	7
Gudoy, Trey	-	6
Cadiz, Dominic	-	5
Call, Phoenix	-	3
Khansarinia, Kasen	-	3
Hocking, Jarrod	-	2

### NON-CONFERENCE OPPONENTS AND BIG TEN TEAMS

#### Week-by-Week Rankings (Baseball America/USA Today/D1 Baseball)

TEAM	PRE	Feb. 16	Feb. 23	Mar. 2	Mar. 9	Mar. 16	Mar. 23	Mar. 30	Apr. 6	Apr. 13	Apr. 20	Apr. 27	May 4	May 11	May 18
CSF	-/-/-	-/-/-	-/-/-	-/-/-	-/-/-	-/-/-	-/-/-	-/-/-	-/-/-	-/-/-	-/-/-	-/-/-	-/-/-	-/-/-	-/-/-
HAW	-/-/-	-/-/-	-/-/-	-/-/-	-/-/-	-/-/-	-/-/-	-/-/-	-/-/-	-/-/-	-/-/-	-/-/-	-/-/-	-/-/-	-/-/-
LMU	-/-/-	-/-/-	-/-/-	-/-/-	-/-/-	-/-/-	-/-/-	-/-/-	-/-/-	-/-/-	-/-/-	-/-/-	-/-/-	-/-/-	-/-/-
MSU	3/6/4	3/-/4	3/5/4	3/4/4	2/3/3	8/6/6	8/4/6	5/4/4	9/8/9	17/16/17	13/11/15	10/9/10	10/11/11	12/12/13	16/14/16
PEPP	-/-/-	-/-/-	-/-/-	-/-/-	-/-/-	-/-/-	-/-/-	-/-/-	-/-/-	-/-/-	-/-/-	-/-/-	-/-/-	-/-/-	-/-/-
TAMU	-/-/25	2/-/24	21/22/23	20/20/22	19/20/22	21/21/23	-/24/25	23/20/20	16/15/18	9/7/10	8/7/7	8/7/7	11/7/9	15/10/10	13/9/10
TCU	9/10/10	8/-/7	13/24/18	13/21/17	14/23/17	-/-/-	-/-/-	-/-/-	-/-/-	-/-/-	-/-/-	-/-/-	-/-/-	-/-/-	-/-/-
TENN	13/15/14	13/-/13	19/19/20	19/19/19	21/21/19	23/23/22	20/21/21	-/-/-	-/-/-	-/-/-	-/-/-	24/-/-	-/-/-	24/-/-	20/25/23
TUL	-/-/-	-/-/-	-/-/-	-/-/-	-/-/-	-/-/-	-/-/-	-/-/-	-/-/-	-/-/-	-/-/-	-/-/-	-/-/-	-/-/-	-/-/-
UCI	-/-/-	-/-/-	-/-/-	-/-/-	-/-/-	-/-/-	-/-/-	-/-/-	-/-/-	-/-/-	-/-/-	-/-/-	-/-/-	-/-/-	-/-/-
UCSB	-/-/-	-/-/-	-/-/-	-/-/-	-/-/-	-/-/-	-/-/-	-/-/-	-/-/-	-/-/-	-/-/-	-/-/-	-/-/-	-/-/-	-/-/-
UCSD	-/-/-	-/-/-	-/-/-	-/-/-	-/-/-	-/-/-	-/-/-	-/-/-	-/-/-	-/-/-	-/-/-	-/-/-	-/-/-	-/-/-	-/-/-
SACS	-/-/-	-/-/-	-/-/-	-/-/-	-/-/-	-/-/-	-/-/-	-/-/-	-/-/-	-/-/-	-/-/-	-/-/-	-/-/-	-/-/-	-/-/-
SDSU	-/-/-	-/-/-	-/-/-	-/-/-	-/-/-	-/-/-	-/-/-	-/-/-	-/-/-	-/-/-	-/-/-	-/-/-	-/-/-	-/-/-	-/-/-

TEAM	PRE	Feb. 16	Feb. 23	Mar. 2	Mar. 9	Mar. 16	Mar. 23	Mar. 30	Apr. 6	Apr. 13	Apr. 20	Apr. 27	May 4	May 11	May 18
ILL	-/-/-	-/-/-	-/-/-	-/-/-	-/-/-	-/-/-	-/-/-	-/-/-	-/-/-	-/-/-	-/-/-	-/-/-	-/-/-	-/-/-	-/-/-
IU	-/-/-	-/-/-	-/-/-	-/-/-	-/-/-	-/-/-	-/-/-	-/-/-	-/-/-	-/-/-	-/-/-	-/-/-	-/-/-	-/-/-	-/-/-
IOWA	-/-/-	-/-/-	-/-/-	-/-/-	-/-/-	-/-/-	-/-/-	-/-/-	-/-/-	-/-/-	-/-/-	-/-/-	-/-/-	-/-/-	-/-/-
MARY	-/-/-	-/-/-	-/-/-	-/-/-	-/-/-	-/-/-	-/-/-	-/-/-	-/-/-	-/-/-	-/-/-	-/-/-	-/-/-	-/-/-	-/-/-
MICH	-/-/-	-/-/-	-/-/-	-/-/-	-/-/-	-/-/-	-/-/-	-/-/-	-/-/-	-/-/-	-/-/-	-/-/-	-/-/-	-/-/-	-/-/-
MSU	-/-/-	-/-/-	-/-/-	-/-/-	-/-/-	-/-/-	-/-/-	-/-/-	-/-/-	-/-/-	-/-/-	-/-/-	-/-/-	-/-/-	-/-/-
MINN	-/-/-	-/-/-	-/-/-	-/-/-	-/-/-	-/-/-	-/-/-	-/-/-	-/-/-	-/-/-	-/-/-	-/-/-	-/-/-	-/-/-	-/-/-
NEB	-/-/-	-/-/-	-/-/-	-/-/-	-/-/-	-/-/-	-/-/24	24/21/19	20/17/19	-/25/-	20/16/20	18/16/16	-/24/25	-/21/24	21/18/20
NU	-/-/-	-/-/-	-/-/-	-/-/-	-/-/-	-/-/-	-/-/-	-/-/-	-/-/-	-/-/-	-/-/-	-/-/-	-/-/-	-/-/-	-/-/-
OSU	-/-/-	-/-/-	-/-/-	-/-/-	-/-/-	-/-/-	-/-/-	-/-/-	-/-/-	-/-/-	-/-/-	-/-/-	-/-/-	-/-/-	-/-/-
ORE	-/23/-	-/-/-	-/25/-	-/23/-	-/-/-	25/19/21	19/17/20	17/10/15	-/20/21	-/19/19	-/21/19	-/14/13	23/14/13	23/15/16	18/12/14
PSU	-/-/-	-/-/-	-/-/-	-/-/-	-/-/-	-/-/-	-/-/-	-/-/-	-/-/-	-/-/-	-/-/-	-/-/-	-/-/-	-/-/-	-/-/-
PUR	-/-/-	-/-/-	-/-/-	-/-/-	-/-/-	-/-/-	-/-/-	-/-/-	-/-/-	-/-/-	-/-/-	-/-/-	-/-/-	-/-/-	-/-/-
RUT	-/-/-	-/-/-	-/-/-	-/-/-	-/-/-	-/-/-	-/-/-	-/-/-	-/-/-	-/-/-	-/-/-	-/-/-	-/-/-	-/-/-	-/-/-
UCLA	1/2/1	1/-/1	1/2/1	1/1/1	1/1/1	1/1/1	1/1/1	1/1/1	1/1/1	1/1/1	1/1/1	1/1/1	1/1/1	1/1/1	1/1/1
USC	-/-/-	-/-/-	-/-/-	22/25/-	20/19/25	13/11/13	12/10/12	9/8/12	11/10/14	10/9/12	21/23/23	19/17/21	17/16/18	14/13/17	22/19/25
WASH	-/-/-	-/-/-	-/-/-	-/-/-	-/-/-	-/-/-	-/-/-	-/-/-	-/-/-	-/-/-	-/-/-	-/-/-	-/-/-	-/-/-	-/-/-

**PROBABLE STARTING PITCHERS**

**WYLAN MOSS**

RHP - 6-3 - 185 - So.

Mater Dei HS

Tustin, Calif.

**Career Highs**

Innings: 7.0 vs. Oregon (5/8/26)

Strikeouts: 10 vs. TCU (2/21/26)

**Season Highs**

Innings: 7.0 vs. Oregon (5/8/26)

Strikeouts: 10 vs. TCU (2/21/26)



**MOSS' NEXT START**

- Moss will be making his 15th collegiate start
- Will be his sixth straight weekend start

**LAST TIME OUT...**

Lifted after 3.1 innigns after surrendering three hits and three walks

- Allowed two runs, one earned
- Recorded just one strikeout
- Threw 59 pitches

**NOTES**

- Threw UCLA's first complete game since 3/4/22 (Jake Brooks) on 5/8 vs. No. 13 Oregon
- Has primarily thrown in relief on Saturday's in 2026
- After UCLA lost its DH on Mar. 7, received his first collegiate at-bat and recorded a base hit
- His two-out base hit extended the inning and UCLA rallied for six runs to take the lead
- Earned his first collegiate win against Maryland (March 7)
- Three-year letterwinner at Mater Dei High School
- Named First Team All-Trinity League and First Team All-Orange County
- Ranked as the No. 16 player in California and fourth-ranked right-handed pitcher
- Nationally, was ranked the No. 40 right-handed pitcher
- Posted a 1.10 ERA and collected 34 strikeouts in 26 innings pitched as a junior
- Tossed 60 innings with 82 strikeouts and a 0.90 ERA in his senior season
- Two-time Preseason Underclass All-American (Perfect Game)

**WYLAN MOSS CAREER APPEARANCES**

**2025 Game-by-Game Statistics (Freshman)**

**19 Appearances (9 Starts)**

Date	Opponent	IP	H	R	ER	BB	SO
2/14	Cal Poly	1.2	1	0	0	0	5
2/18	BYU*	4.0	1	1	0	2	6
2/25	Arizona State*	4.1	3	3	3	2	4
3/1	UConn	2.0	2	0	0	0	2
3/4	Michigan*	2.0	4	2	2	0	3
3/7	at Maryland	1.2	1	1	1	1	4
3/11	UC Irvine*	2.2	2	0	0	0	1
3/16	Nebraska	1.2	2	0	0	0	1
3/25	LMU*	2.0	1	0	0	0	2
3/28	at Purdue	1.1	4	0	0	0	4
3/30	at Purdue	1.0	3	1	1	0	0
4/4	San Diego*	4.0	3	2	1	2	1
4/11	Washington*	5.0	5	2	1	3	4
4/18	at Oregon*	5.0	5	1	1	1	3
5/2	at USC	2.1	2	1	1	1	2
5/25	vs. Nebraska	3.1	0	0	0	0	3
6/1	at UC Irvine*	3.1	2	2	2	3	4
6/14	vs. Murray State	0.1	2	1	1	0	0
6/17	vs. LSU	0.2	3	2	2	1	0

**2026 Game-by-Game Statistics (Sophomore)**

**16 Appearances (5 starts)**

Date	Opponent	IP	H	R	ER	BB	SO
2/14	UC San Diego	2.2	1	0	0	1	2
2/21	TCU	4.0	2	0	0	0	10
2/28	vs. No.23 Texas A&M	2.0	1	0	0	0	3
3/1	vs. No. 4 Miss. St.	1.1	1	1	1	0	1
3/7	at Ohio State	5.0	1	0	0	0	8
3/14	Michigan	3.2	3	0	0	2	6
3/21	Maryland	3.2	5	0	0	2	0
3/29	at Iowa	3.2	2	0	0	1	5
4/4	No. 12 USC	4.1	3	3	2	3	1
4/11	at Rutgers	2.0	2	0	0	3	2
4/18	Minnesota	2.0	3	3	3	1	4
4/24	Sacramento State*	4.1	5	4	3	1	6
5/1	at Michigan State	6.2	2	1	1	3	8
5/8	No. 13 Oregon*	7.0	3	1	1	2	9
5/14	at Washington*	4.1	4	4	4	1	6
5/22	vs. Purdue*	3.1	3	2	1	3	1

\*Denotes start

**CAREER STATS**

Year	ERA	W-L	APP	GS	CG	SHO	SV	IP	H	R	ER	BB	SO
2025	2.98	2-1	19	9	0	0	2	48.1	46	19	16	16	49
2026	2.40	5-1	16	5	1	0	1	60.0	41	19	16	23	72
<b>Total</b>	<b>2.66</b>	<b>7-2</b>	<b>35</b>	<b>14</b>	<b>1</b>	<b>0</b>	<b>3</b>	<b>108.1</b>	<b>87</b>	<b>38</b>	<b>32</b>	<b>39</b>	<b>121</b>

**THE LAST TIME...**

**HITTING (INDIVIDUAL)**

UCLA	5+ hits	Payton Brennan	7	UC Santa Barbara	3/26/24
Opp	5+ hits	Travis Bazzana	5	Oregon State	5/14/23
UCLA	6+ hits	Payton Brennan	7	UC Santa Barbara	3/26/24
Opp	6+ hits	Justin Boyd	6	vs. Oregon State	5/28/22
UCLA	7+ hits	Payton Brennan	7	UC Santa Barbara	3/26/24
Opp	7+ hits	None			
UCLA	4+ RBI	Mulivai Levu	4	vs. USC	5/23/26
Opp	4+ RBI	Augie Lopez	4	at USC	5/4/25
UCLA	5+ RBI	Will Gasparino	5	Hawai'i	4/21/26
Opp	5+ RBI	Micah McDowell	6	at Oregon State	5/12/24
UCLA	6+ RBI	Roman Martin	6	at Iowa	3/29/26
Opp	6+ RBI	Micah McDowell	6	at Oregon State	5/12/24
UCLA	7+ RBI	Mulivai Levu	7	at Pepperdine	4/30/24
Opp	7+ RBI	Jordan Brown	7	Arizona	5/8/04
UCLA	8+ RBI	Bill Scott	8	at Washington State	4/30/00
Opp	8+ RBI	Tony DeMarco	8	UNLV	2/11/00
UCLA	9+ RBI	Bill Scott	11	at Washington	3/29/99
Opp	9+ RBI	None (since 1998)			
UCLA	10+ RBI	Bill Scott	11	at Washington	3/29/99
Opp	10+ RBI	None (since 1998)			
UCLA	4+ runs	Cashel Dugger	4	at Iowa	3/28/26
Opp	4+ runs	Micah McDowell	4	at Oregon State	5/12/24
UCLA	5+ runs	Ethan Gourson	5	vs. Oregon State	5/28/22
Opp	5+ runs	Wade Meckler	5	vs. Oregon State	5/28/22
UCLA	2+ HR	Roch Cholowsky	2	Oregon	5/9/26
Opp	2+ HR	Colton Bower	2	at Washington	5/14/26
UCLA	3+ HR	Bill Scott	4	at Washington	3/29/99
Opp	3+ HR	None (since 1998)			
UCLA	4+ HR	Bill Scott	4	at Washington	3/29/99
Opp	4+ HR	None			
UCLA	7+ AB	Will Gasparino	7	at Rutgers	4/10/26
Opp	7+ AB	Oakley / Darby / Mendez	7	UC Santa Barbara	3/26/24
UCLA	8+ AB	Kevin Kramer	9	at Arizona State	5/9/15
Opp	8+ AB	Justin Boyd	8	vs. Oregon State	5/28/22

**HITTING (TEAM)**

UCLA	10+ runs	Oregon	11	5/8/26
Opp	10+ runs	at Michigan State	11	5/3/26
UCLA	15+ runs	at UC Santa Barbara	15	4/28/26
Opp	15+ runs	USC	15	3/22/24
UCLA	20+ runs	Michigan	22	3/2/25
Opp	20+ runs	Oregon State	21	5/14/23
UCLA	25+ runs	vs. Oregon State	25	5/28/22
Opp	25+ runs	USC	26	2/23/02
UCLA	20+ hits	Fresno State	22	5/30/25
Opp	20+ hits	UC Santa Barbara	22	3/26/24
UCLA	25+ hits	vs. Oregon State	25	5/28/22
Opp	25+ hits	vs. Oregon State	28	5/28/22
UCLA	walk-off HR	Mulivai Levu vs. USC	W, 7-5	5/23/26
Opp	walk-off HR	Mason White at Arizona	L, 9-10 (12)	3/30/24
UCLA	grand slam HR	Dean West Oregon	W, 9-6	5/10/26
Opp	grand slam HR	Aaron Parker at UC Santa Barbara	L, 0-6	4/16/24
UCLA	2+ HR (one inn.)	2 vs. Oregon Mulivai Levu, Payton Brennan (bottom 6th)		5/8/26
Opp	2+ HR (one inn.)	vs. Fresno State (2) Eddie Saldivar, Bobby Blandford (top 8th)		5/30/25
UCLA	3+ HR (one inn.)	4 vs. Utah McLain, Schwartz, Curialle, Kendall (bottom 4th)		4/16/21
Opp	3+ HR (one inn.)	at Maryland (3) Eddie Hacopian, Alex Calarco, Hollis Porter (bottom 3rd)		3/8/25
UCLA	back-to-back HR	at Rutgers Will Gasparino, Cashel Dugger (top 5th)		4/11/26
Opp	back-to-back HR	at Maryland Alex Calarco, Hollis Porter (bottom 3rd)		3/8/25
UCLA	3+ HR (game)	5 vs. USC Dean West, Mulivai Levu (2), Will Gasparino, Roch Cholowsky		4/5/26
Opp	3+ HR (game)	UC San Diego (4) Michael Crossland (2), Gabe Camacho, Costello		2/15/26
UCLA	4+ HR (game)	5 vs. USC Dean West, Mulivai Levu (2), Will Gasparino, Roch Cholowsky		4/5/26
Opp	4+ HR (game)	UC San Diego (4) Michael Crossland (2), Gabe Camacho, Costello		2/15/26
UCLA	5+ HR (game)	5 vs. USC Dean West, Mulivai Levu (2), Will Gasparino, Roch Cholowsky		4/5/26
Opp	5+ HR (game)	at Oregon State (5) Gavin Turley, Brady Kasper (2), Wilson Weber, Jabin Trosky		5/11/24
UCLA	6+ HR (game)	6 vs. Washington Matt McLain (2), Mikey Perez, Josh Hahn, Noah Cardenas, JT Schwartz		4/3/21
UCLA	7+ HR (game)	7 at Arizona St. Cardenas, Strumpf, Pries (2), Toglia, Hirabayashi, Mitchell		5/4/19

**PITCHING (INDIVIDUAL)**

UCLA	pitched a CG	Wylan Moss (7 inn.)	Oregon	5/8/26
Opp	pitched a CG	Grayson Grinsell	at Oregon	4/18/25
UCLA	pitched a CG SHO	Ryan Garcia	Utah	4/26/19
Opp	pitched a CG SHO	Cody Deason	at Arizona	5/3/18
UCLA	pitched a no-hitter	James Kaprielian & David Berg	UCLA 1, Arizona 0 (10)	5/15/15
Opp	pitched a no-hitter	Josh Osich	Oregon State 2, UCLA 0	4/30/11
UCLA	pitched a one-hitter	Trevor Bauer	UCLA 4, USC 0	3/26/11
Opp	pitched a one-hitter	Kevin Guyette	Arizona 11, UCLA 0	4/2/05
UCLA	10+ strikeouts	Logan Reddemann	18 at Rutgers	4/10/26
Opp	10+ strikeouts	RJ Gordon	10 Oregon	4/5/24
UCLA	11+ strikeouts	Logan Reddemann	18 at Rutgers	4/10/26
Opp	11+ strikeouts	Clark Candiotti	12 at Arizona	3/29/24
UCLA	12+ strikeouts	Logan Reddemann	18 at Rutgers	4/10/26
Opp	12+ strikeouts	Clark Candiotti	12 at Arizona	3/29/24
UCLA	13+ strikeouts	Logan Reddemann	18 at Rutgers	4/10/26
Opp	13+ strikeouts	Josh Osich	13 Oregon State	4/30/11
UCLA	14+ strikeouts	Logan Reddemann	18 at Rutgers	4/10/26
Opp	14+ strikeouts	Tommy Milone	14 USC	4/4/08
UCLA	15+ strikeouts	Logan Reddemann	18 at Rutgers	4/10/26
Opp	15+ strikeouts	Tim Lincecum	18 Washington	3/31/06
UCLA	16+ strikeouts	Logan Reddemann	18 at Rutgers	4/10/26
Opp	16+ strikeouts	Tim Lincecum	18 at Washington	3/31/06
UCLA	17+ strikeouts	Logan Reddemann	18 at Rutgers	4/10/26
Opp	17+ strikeouts	Tim Lincecum	18 at Washington	3/31/06
UCLA	18+ strikeouts	Logan Reddemann	18 at Rutgers	4/10/26
Opp	18+ strikeouts	Tim Lincecum	18 at Washington	3/31/06
UCLA	4+ consecutive K	Logan Reddemann	7 at Rutgers (B6, B7, B8)	4/10/26
Opp	4+ consecutive K	Aiden May	6 at Oregon State (T2, T3)	5/10/24
UCLA	5+ consecutive K	Logan Reddemann	7 at Rutgers (B6, B7, B8)	4/10/26
Opp	5+ consecutive K	Aiden May	6 at Oregon State (T2, T3)	5/10/24
UCLA	threw over 9 IP	Trevor Bauer	10.0 at Nebraska	3/5/11
Opp	threw over 9 IP	Scott Nicholson	9.2 Oregon State	5/12/01
UCLA	threw 10+ IP	Trevor Bauer	10.0 at Nebraska	3/5/11
Opp	threw 10+ IP	None (since 1998)		

**PITCHING (TEAM)**

UCLA	15+ strikeouts	30	at Rutgers	4/10/26
Opp	15+ strikeouts	15	at Rutgers	4/10/26
UCLA	16+ strikeouts	30	at Rutgers	4/10/26
Opp	16+ strikeouts	16	at Stanford	4/30/23
UCLA	17+ strikeouts	30	at Rutgers	4/10/26
Opp	17+ strikeouts	17	at Long Beach State	4/4/23
UCLA	18+ strikeouts	30	at Rutgers	4/10/26
Opp	18+ strikeouts	18	at Cal State Fullerton	3/29/23
UCLA	10+ walks allowed	11	at Illinois	5/11/25
Opp	10+ walks allowed	10	at Ohio State	3/8/26
UCLA	11+ walks allowed	11	at Illinois	5/11/25
Opp	11+ walks allowed	11	at Ohio State	3/7/26
UCLA	12+ walks allowed	12	vs. Washington State	2/22/25
Opp	12+ walks allowed	13	BYU	2/18/25
UCLA	5+ hit batters	6	at Rutgers	4/10/26
Opp	5+ hit batters	6	Maryland	3/22/25
UCLA	6+ hit batters	6	at Rutgers	4/10/26
Opp	6+ hit batters	6	Maryland	3/22/25

**PITCHING (MISCELLANEOUS)**

UCLA	recorded a shutout	UCLA 19, Iowa 0 (7 inn.)		3/28/26
Opp	recorded a shutout	Washington 8, UCLA 0		5/14/26
UCLA	pitched a no-hitter	James Kaprielian & David Berg (UCLA wins, 1-0)		5/15/15
Opp	pitched a no-hitter	Josh Osich (Oregon State wins 2-0)		4/30/11
UCLA	pitched a one-hitter	Max Rajcic & Alonzo Tredwell - UCLA 4, Washington St. 0		5/13/22
Opp	pitched a one-hitter	Tim Williamson + 2 relievers (Harvard wins, 5-0)		3/19/22

**MISCELLANEOUS (TEAM)**

UCLA	turned a triple play	5/16/24 vs. Stanford (1-6, T3)		
UCLA	won 5+ consecutive games	5/15/26 to 5/24/26 (5)		
UCLA	won 6+ consecutive games	4/28/26 to 5/8/26 (6)		
UCLA	won 7+ consecutive games	2/27/26 to 4/1/26 (27)		
UCLA	won 8+ consecutive games	2/27/26 to 4/1/26 (27)		
UCLA	won 9+ consecutive games	2/27/26 to 4/1/26 (27)		
UCLA	won 10+ consecutive games	2/27/26 to 4/1/26 (27)		
UCLA	won 11+ consecutive games	2/27/26 to 4/1/26 (27)		
UCLA	won 12+ consecutive games	2/27/26 to 4/1/26 (27)		
UCLA	won 13+ consecutive games	2/27/26 to 4/1/26 (27)		
UCLA	won 14+ consecutive games	2/27/26 to 4/1/26 (27)		
UCLA	won 15+ consecutive games	2/27/26 to 4/1/26 (27)		
UCLA	won 16+ consecutive games	2/27/26 to 4/1/26 (27)		
UCLA	won 17+ consecutive games	2/27/26 to 4/1/26 (27)		
UCLA	won 18+ consecutive games	2/27/26 to 4/1/26 (27)		
UCLA	won 19+ consecutive games	2/27/26 to 4/1/26 (27)		
UCLA	won 20+ consecutive games	2/27/26 to 4/1/26 (27)		
UCLA	won 21+ consecutive games	2/27/26 to 4/1/26 (27)		
UCLA	won 22+ consecutive games	2/27/26 to 4/1/26 (27)		
UCLA	won 23+ consecutive games	2/27/26 to 4/1/26 (27)		
UCLA	won 24+ consecutive games	2/27/26 to 4/1/26 (27)		
UCLA	won 25+ consecutive games	2/27/26 to 4/1/26 (27)		
UCLA	won 26+ consecutive games	2/27/26 to 4/1/26 (27)		
UCLA	won 27+ consecutive games	2/27/26 to 4/1/26 (27)		
UCLA	won all midweek games	2021 (also: 2012, 2019)		
UCLA	won all home Big Ten series	2025 (Nebraska, Indiana, Washington, Penn St., Northwestern)		
UCLA	won all home Pac-12 series	2019 (Oregon St., Arizona, California, Utah, Washington)		
UCLA	won all road Pac-12 series	2019 (USC, Stanford, Arizona St., Washington St., Oregon)		

**HITTING FOR THE CYCLE**

UCLA Players	Opponent	At-Bats	Date
Matt Thayer	vs. Hawaii-Hilo	2B, 3B, HR, F, 1B	2/27/04
Brandon Averill	at Washington State	2B, 1B, HR, 6-3, 3B, GDP	5/25/03
Garrett Atkins	vs. Delaware (postseason)	2B, 1B, 3B, HR, F8, L8	5/26/00
Eric Reece	at Hawaii	3B, HR, BB, 1B, K, 2B	2/3/00
Opposing Players	Opponent	At-Bats	Date
Edmund Muth	Stanford	OUT, HR, 1B, 3B, 2B, OUT	2/21/98
Kevin Higgins	Arizona State	not available	5/1/88

**2026 UCLA BASEBALL RESULTS**

<b>Date</b>	<b>Opponent</b>	<b>W-L</b>	<b>Score</b>	<b>Rec.</b>	<b>Winner</b>	<b>Loser</b>	<b>Save</b>	<b>Att.</b>	<b>Time</b>
2/13	UC San Diego	W	8-4	1-0	Reddemann (1-0)	Villar (0-1)	--	1,247	3:38
2/14	UC San Diego	W	7-2	2-0	Barnett (2-0)	Gregson (0-1)	--	1,191	3:19
2/15	UC San Diego	L	7-8	2-1	Etnire (1-0)	Hawk (0-1)	Henson (1)	1,102	3:36
2/17	Tulane	W	13-5	3-1	Strickland (1-0)	Wilcenski (0-1)	--	361	3:18
2/20	No. 7 TCU	W	10-2	4-1	Reddemann (2-0)	Brassfield (0-1)	--	1,165	3:30
2/21	No. 7 TCU	W	5-1	5-1	Barnett (2-0)	Davis (0-2)	Moss (1)	1,413	2:45
2/22	No. 7 TCU	W	15-5 (8 inn.)	6-1	Iwanaga (1-0)	Sagouspe (0-1)	--	1,552	3:17
2/24	San Diego State	L	3-4	6-2	Belardes (1-1)	Strickland (1-1)	Russell (2)	479	3:13
2/27	No. 20 Tennessee	W	12-5	7-2	Reddemann (3-0)	Kuhns (1-1)	--	N/A	3:18
2/28	No. 23 Texas A&M	W	11-1 (7 inn.)	8-2	Barnett (3-0)	Moss (1-1)	--	13,097	2:13
3/1	No. 4 Mississippi State	W	8-7 (10 inn.)	9-2	Hawk (1-1)	Davis (0-1)	--	8,903	4:03
3/3	Cal State Fullerton	W	4-3 (10 inn.)	10-2	Randall (1-0)	Wright (0-1)	--	598	3:50
3/6	at Ohio State*	W	11-1	11-2	Reddemann (4-0)	Kuzniewski (0-1)	--	913	2:58
3/7	at Ohio State*	W	19-6 (8 inn.)	12-2	Moss (1-0)	Domke (1-3)	--	2,096	3:36
3/8	at Ohio State*	W	10-7	13-2	Hawk (2-1)	Graf (0-1)	--	1,277	4:23
3/10	UC Irvine	W	11-1 (7 inn.)	14-2	Cervantes (1-0)	Castles (0-3)	--	544	2:08
3/13	Michigan*	W	10-5	15-2	Reddemann (5-0)	Montgomery (2-1)	--	1,073	3:15
3/14	Michigan*	W	2-0	16-2	Barnett (4-0)	Barr (2-2)	Hawk (1)	1,187	3:02
3/15	Michigan*	W	7-2	17-2	Stump (1-0)	Brinham (1-2)	--	1,410	3:27
3/17	Pepperdine	W	5-4	18-2	Strickland (2-1)	Plisinski (0-1)	Randall (1)	514	2:55
3/20	Maryland*	W	12-2 (7 inn.)	19-2	Reddemann (6-0)	Williams (1-2)	--	604	2:31
3/21	Maryland*	W	8-3	20-2	Moss (2-0)	Smith (0-2)	Hawk (2)	614	3:22
3/22	Maryland*	W	14-4 (8 inn.)	21-2	Lee (1-0)	Yeager (0-1)	--	791	3:25
3/24	Loyola Marymount	W	6-2	22-2	Lee (2-0)	Geis (0-4)	--	584	3:32
3/27	at Iowa*	W	5-2	23-2	Reddemann (7-0)	Bleeker (3-3)	Hawk (3)	1,136	2:57
3/28	at Iowa*	W	19-0 (7 inn.)	24-2	Barnett (5-0)	Runde (1-2)	--	1,506	3:03
3/29	at Iowa*	W	14-6	25-2	Moss (3-0)	Alivo (1-2)	--	1,442	3:37
3/31	at UC Irvine	W	9-1	26-2	Cervantes (2-0)	Grant (0-1)	--	2,685	3:28
4/3	No. 12 USC*	W	12-4	27-2	Strickland (3-1)	Lauridsen (2-1)	Hawk (4)	1,747	3:30
4/4	No. 12 USC*	W	9-8	28-2	Randall (2-0)	Troy (1-2)	Hawk (5)	1,652	3:40
4/5	No. 12 USC*	W	10-4	29-2	Grothues (1-0)	Johnson (2-1)	Strickland (1)	1,569	3:02
4/7	at Cal State Fullerton	W	7-3	30-2	Swenson (1-0)	Martin (0-2)	--	3,311	3:04
4/10	at Rutgers*	W	4-1 (14 inn.)	31-2	Strickland (4-1)	Gleason (1-1)	Hawk (6)	1,224	4:50
4/11	at Rutgers*	W	7-1	32-2	Barnett (6-0)	Borghese (1-3)	--	1,308	3:03
4/12	at Rutgers*	W	9-2	33-2	Stump (2-0)	Harrison (2-3)	--	1,214	3:04
4/14	UC Santa Barbara	L	0-4	33-3	Cervantes (2-1)	Krodel (3-2)	Tryba (2)	880	3:03
4/17	Minnesota*	W	4-2	34-3	Reddemann (8-0)	Selvig (4-3)	Hawk (7)	869	2:50
4/18	Minnesota*	W	6-4	35-3	Moss (4-0)	Hemmesch (1-2)	Hawk (8)	1,224	3:31
4/19	Minnesota*	W	5-2	36-3	O'Connor (1-0)	Kruzan (3-3)	Hawk (9)	1,278	2:54
4/21	Hawai'i	W	12-7	37-3	May (1-0)	Martin-Grudzielanek (0-4)	--	669	3:35
4/24	Sacramento State	W	6-5	38-3	Lee (3-0)	Rogalski (0-1)	--	927	3:22
4/25	Sacramento State	W	5-3	39-3	Hawk (3-1)	Hunter (0-1)	--	895	2:58
4/26	Sacramento State	L	6-9	39-4	Timothy (3-4)	Stump (2-1)	Wilson (4)	1,232	3:11
4/28	at UC Santa Barbara	W	15-3 (7 inn.)	40-4	Cervantes (3-1)	Froling (1-2)	--	1,366	2:59
5/1	at Michigan State*	W	4-1	41-4	Swenson (2-0)	Higgins (3-2)	Hawk (10)	622	3:10
5/2	at Michigan State*	W	4-3	42-4	Iwanaga (2-0)	Donovan (4-3)	Hawk (11)	721	3:10
5/3	at Michigan State*	W	13-11	43-4	Strickland (5-1)	Higgins (3-3)	Hawk (12)	711	3:50
5/5	at Loyola Marymount	W	8-4	44-4	Cervantes (4-1)	Schneider (0-2)	--	1,245	3:20
5/8	No. 13 Oregon*	W	11-1 (7 inn.)	45-4	Moss (5-0)	Sanford (6-2)	--	1,545	2:24
5/9	No. 13 Oregon*	L	6-9	45-5	Bradley (5-0)	Hawk (3-2)	--	1,362	3:38
5/10	No. 13 Oregon*	W	9-6	46-5	Strickland (6-1)	Bell (2-5)	Hawk (13)	1,290	3:27
5/14	at Washington*	L	0-8	46-6	Thomas (2-4)	Moss (5-1)	Nicholas (1)	1,318	3:09
5/15	at Washington*	W	6-5	47-6	Randall (3-0)	Johnson (0-4)	Hawk (14)	1,761	4:14
5/16	at Washington*	W	6-1	48-6	May (2-0)	Gore (1-2)	--	1,479	3:35
5/22	vs. Purdue^	W	4-3	49-6	Hawk (4-2)	Kramer (4-4)	--	7,035	3:15
5/23	vs. No.25 USC^	W	7-5	50-6	Hawk (5-2)	Troy (1-3)	--	12,083	3:27
5/24	vs. No. 13 Oregon^	W	3-2 (11 inn.)	51-6	Hawk (6-2)	Bell (2-6)	--	--	3:52

\* Big Ten Conference game

^BigTen Tournament game

**2026 UCLA BASEBALL GAME-BY-GAME BATTING LINEUP**

Date	Opponent	Opp. Starter	1	2	3	4	5	6	7	8	9
2/13	UC San Diego	RHP	West	Cholowsky	Levu	Martin	Brennan	Gasparino	Dugger	Cadiz	Aguayo
2/14	UC San Diego	RHP	West	Cholowsky	Levu	Martin	Brennan	Gasparino	Dugger	Cadiz	Aguayo
2/15	UC San Diego	RHP	West	Cholowsky	Levu	Martin	Brennan	Gasparino	Dugger	Gudoy	Aguayo
2/17	Tulane	RHP	West	Cholowsky	Levu	Martin	Brennan	Aguayo	Dugger	Gasparino	Cadiz
2/20	No. 7 TCU	LHP	West	Cholowsky	Levu	Martin	Brennan	Aguayo	Dugger	Gasparino	Hocking
2/21	No. 7 TCU	RHP	West	Cholowsky	Levu	Martin	Brennan	Aguayo	Dugger	Gasparino	Gudoy
2/22	No. 7 TCU	LHP	West	Cholowsky	Levu	Martin	Brennan	Aguayo	Dugger	Gasparino	Cadiz
2/24	San Diego State	RHP	West	Cholowsky	Levu	Martin	Brennan	Aguayo	Dugger	Gasparino	Cadiz
2/27	No. 20 Tennessee	RHP	West	Cholowsky	Levu	Martin	Brennan	Aguayo	Dugger	Gasparino	Cadiz
2/28	No. 23 Texas A&M	RHP	West	Cholowsky	Levu	Martin	Brennan	Aguayo	Dugger	Gasparino	Cadiz
3/1	No. 4 Mississippi State	RHP	West	Cholowsky	Levu	Martin	Brennan	Aguayo	Dugger	Gasparino	Cadiz
3/3	Cal State Fullerton	RHP	West	Cholowsky	Levu	Martin	Brennan	Gasparino	Aguayo	Khansarinia	Call
3/6	at Ohio State	RHP	West	Cholowsky	Levu	Martin	Brennan	Gasparino	Dugger	Cadiz	Aguayo
3/7	at Ohio State	RHP	West	Cholowsky	Levu	Martin	Brennan	Gasparino	Dugger	Cadiz	Aguayo
3/8	at Ohio State	RHP	West	Cholowsky	Levu	Martin	Brennan	Gasparino	Dugger	Espinoza	Call
3/10	UC Irvine	RHP	West	Cholowsky	Levu	Martin	Brennan	Gasparino	Dugger	Hocking	Call
3/13	Michigan	RHP	West	Cholowsky	Levu	Martin	Brennan	Gasparino	Dugger	Cadiz	Call
3/14	Michigan	RHP	West	Cholowsky	Levu	Martin	Brennan	Gasparino	Dugger	Cadiz	Call
3/15	Michigan	RHP	West	Cholowsky	Levu	Martin	Gasparino	Dugger	Cadiz	Brennan	Aguayo
3/17	Pepperdine	RHP	West	Cholowsky	Levu	Martin	Gasparino	Brennan	Hocking	Khansarinia	Call
3/20	Maryland	RHP	West	Cholowsky	Levu	Martin	Brennan	Gasparino	Dugger	Cadiz	Call
3/21	Maryland	LHP	West	Cholowsky	Levu	Martin	Brennan	Gasparino	Dugger	Cadiz	Call
3/22	Maryland	RHP	West	Cholowsky	Levu	Martin	Brennan	Gasparino	Dugger	Gudoy	Call
3/24	Loyola Marymount	RHP	West	Cholowsky	Levu	Martin	Brennan	Gasparino	Hocking	Khansarinia	Call
3/27	at Iowa	RHP	West	Cholowsky	Levu	Martin	Brennan	Gasparino	Dugger	Gudoy	Call
3/28	at Iowa	RHP	West	Cholowsky	Levu	Martin	Brennan	Gasparino	Dugger	Cadiz	Call
3/29	at Iowa	RHP	West	Cholowsky	Levu	Martin	Brennan	Gasparino	Dugger	Gudoy	Call
3/31	at UC Irvine	LHP	West	Cholowsky	Levu	Martin	Brennan	Gasparino	Cadiz	Call	Khansarinia
4/3	No. 12 USC	LHP	West	Cholowsky	Levu	Martin	Brennan	Gasparino	Dugger	Cadiz	Call
4/4	No. 12 USC	RHP	West	Cholowsky	Levu	Martin	Brennan	Gasparino	Dugger	Cadiz	Call
4/5	No. 12 USC	RHP	West	Cholowsky	Levu	Martin	Brennan	Gasparino	Dugger	Gudoy	Call
4/7	at Cal State Fullerton	RHP	West	Cholowsky	Levu	Martin	Brennan	Gudoy	Aguayo	Call	Khansarinia
4/10	at Rutgers	RHP	West	Cholowsky	Levu	Martin	Brennan	Gasparino	Dugger	Gudoy	Call
4/11	at Rutgers	RHP	West	Cholowsky	Levu	Martin	Brennan	Gasparino	Dugger	Espinoza	Aguayo
4/12	at Rutgers	RHP	West	Cholowsky	Levu	Martin	Brennan	Gasparino	Dugger	Espinoza	Aguayo
4/14	UC Santa Barbara	RHP	West	Cholowsky	Levu	Martin	Brennan	Gasparino	Dugger	Espinoza	Call
4/17	Minnesota	RHP	West	Cholowsky	Levu	Martin	Brennan	Gasparino	Dugger	Gudoy	Aguayo
4/18	Minnesota	RHP	West	Cholowsky	Levu	Martin	Dugger	Gasparino	Brennan	Gudoy	Aguayo
4/19	Minnesota	RHP	West	Cholowsky	Levu	Martin	Dugger	Gasparino	Brennan	Cadiz	Call
4/21	Hawai'i	RHP	West	Cholowsky	Levu	Martin	Gasparino	Brennan	Gudoy	Aguayo	Khansarinia
4/24	Sacramento State	RHP	West	Cholowsky	Levu	Martin	Gasparino	Dugger	Brennan	Gudoy	Call
4/25	Sacramento State	RHP	West	Cholowsky	Levu	Martin	Gasparino	Dugger	Brennan	Hocking	Call
4/26	Sacramento State	RHP	West	Cholowsky	Levu	Martin	Gasparino	Brennan	Aguayo	Cadiz	Khansarinia
4/28	at UC Santa Barbara	LHP	West	Cholowsky	Levu	Martin	Gasparino	Brennan	Dugger	Cadiz	Call
5/1	at Michigan State	RHP	West	Cholowsky	Levu	Martin	Gasparino	Brennan	Dugger	Cadiz	Call
5/2	at Michigan State	RHP	West	Cholowsky	Levu	Martin	Gasparino	Brennan	Dugger	Cadiz	Aguayo
5/3	at Michigan State	RHP	West	Cholowsky	Levu	Martin	Gasparino	Brennan	Dugger	Aguayo	Hocking
5/5	at Loyola Marymount	RHP	West	Cholowsky	Martin	Brennan	Gasparino	Gudoy	Cadiz	Call	Khansarinia
5/8	No. 13 Oregon	RHP	West	Cholowsky	Levu	Martin	Brennan	Gasparino	Dugger	Gudoy	Call
5/9	No. 13 Oregon	RHP	West	Cholowsky	Levu	Martin	Brennan	Gasparino	Dugger	Aguayo	Call
5/10	No. 13 Oregon	LHP	West	Cholowsky	Levu	Martin	Brennan	Gasparino	Dugger	Cadiz	Aguayo
5/14	at Washington	RHP	West	Cholowsky	Levu	Martin	Brennan	Gasparino	Dugger	Gudoy	Call
5/15	at Washington	RHP	Brennan	Cholowsky	Levu	Martin	Gasparino	Dugger	Aguayo	Cadiz	Hocking
5/16	at Washington	RHP	Aguayo	Cholowsky	Levu	Martin	Brennan	Gasparino	Dugger	Espinoza	Hocking
5/22	vs. Purdue	RHP	West	Cholowsky	Levu	Martin	Brennan	Gasparino	Dugger	Gudoy	Call
5/23	vs. No. 25 USC	RHP	West	Cholowsky	Levu	Martin	Brennan	Gasparino	Dugger	Cadiz	Aguayo
5/24	vs. No. 13 Oregon	LHP	West	Cholowsky	Levu	Martin	Brennan	Gasparino	Dugger	Cadiz	Call

**2026 UCLA BASEBALL GAME-BY-GAME STARTING LINEUP**

Date	Opponent	Opp. Starter	C	1B	2B	SS	3B	LF	CF	RF	DH	SP
2/13	UC San Diego	RHP	Dugger	Levu	Aguayo	Cholowsky	Martin	West	Gasparino	Brennan	Cadiz	Reddemann
2/14	UC San Diego	RHP	Dugger	Levu	Aguayo	Cholowsky	Martin	West	Gasparino	Brennan	Cadiz	Barnett
2/15	UC San Diego	RHP	Dugger	Levu	Aguayo	Cholowsky	Martin	West	Gasparino	Brennan	Gudoy	Stump
2/17	Tulane	RHP	Dugger	Levu	Aguayo	Cholowsky	Martin	West	Gasparino	Brennan	Cadiz	Cervantes
2/20	No. 7 TCU	LHP	Dugger	Levu	Aguayo	Cholowsky	Martin	West	Gasparino	Brennan	Hocking	Reddemann
2/21	No. 7 TCU	RHP	Dugger	Levu	Aguayo	Cholowsky	Martin	West	Gasparino	Brennan	Gudoy	Barnett
2/22	No. 7 TCU	LHP	Dugger	Levu	Aguayo	Cholowsky	Martin	West	Gasparino	Brennan	Cadiz	Stump
2/24	San Diego State	RHP	Dugger	Levu	Aguayo	Cholowsky	Martin	West	Gasparino	Brennan	Cadiz	Cervantes
2/27	No. 20 Tennessee	RHP	Dugger	Levu	Aguayo	Cholowsky	Martin	West	Gasparino	Brennan	Cadiz	Reddemann
2/28	No. 23 Texas A&M	RHP	Dugger	Levu	Aguayo	Cholowsky	Martin	West	Gasparino	Brennan	Cadiz	Barnett
3/1	No. 4 Mississippi State	RHP	Dugger	Levu	Aguayo	Cholowsky	Martin	West	Gasparino	Brennan	Cadiz	Stump
3/3	Cal State Fullerton	RHP	Khansarinia	Levu	Aguayo	Cholowsky	Martin	West	Gasparino	Brennan	Call	Cervantes
3/6	at Ohio State	RHP	Dugger	Levu	Aguayo	Cholowsky	Martin	West	Gasparino	Brennan	Cadiz	Reddemann
3/7	at Ohio State	RHP	Dugger	Levu	Aguayo	Cholowsky	Martin	West	Gasparino	Brennan	Cadiz	Barnett
3/8	at Ohio State	RHP	Dugger	Levu	Call	Cholowsky	Martin	West	Gasparino	Brennan	Espinoza	Stump
3/10	UC Irvine	RHP	Dugger	Levu	Call	Cholowsky	Martin	West	Gasparino	Brennan	Hocking	Cervantes
3/13	Michigan	RHP	Dugger	Levu	Call	Cholowsky	Martin	West	Gasparino	Brennan	Cadiz	Reddemann
3/14	Michigan	RHP	Dugger	Levu	Call	Cholowsky	Martin	West	Gasparino	Brennan	Cadiz	Barnett
3/15	Michigan	RHP	Dugger	Levu	Aguayo	Cholowsky	Martin	West	Gasparino	Brennan	Cadiz	Stump
3/17	Pepperdine	RHP	Khansarinia	Levu	Call	Cholowsky	Martin	West	Gasparino	Hocking	Brennan	Cervantes
3/20	Maryland	RHP	Dugger	Levu	Call	Cholowsky	Martin	West	Gasparino	Brennan	Cadiz	Reddemann
3/21	Maryland	LHP	Dugger	Levu	Call	Cholowsky	Martin	West	Gasparino	Brennan	Cadiz	Barnett
3/22	Maryland	RHP	Dugger	Levu	Call	Cholowsky	Martin	West	Gasparino	Brennan	Gudoy	Stump
3/24	Loyola Marymount	RHP	Khansarinia	Levu	Call	Cholowsky	Martin	West	Gasparino	Hocking	Brennan	Cervantes
3/27	at Iowa	RHP	Dugger	Levu	Call	Cholowsky	Martin	West	Gasparino	Brennan	Gudoy	Reddemann
3/28	at Iowa	RHP	Dugger	Levu	Call	Cholowsky	Martin	West	Gasparino	Brennan	Cadiz	Barnett
3/29	at Iowa	RHP	Dugger	Levu	Call	Cholowsky	Martin	West	Gasparino	Brennan	Gudoy	Stump
3/31	at UC Irvine	LHP	Khansarinia	Levu	Call	Cholowsky	Martin	West	Gasparino	Brennan	Cadiz	Cervantes
4/3	No. 12 USC	LHP	Dugger	Levu	Call	Cholowsky	Martin	West	Gasparino	Brennan	Cadiz	Reddemann
4/4	No. 12 USC	RHP	Dugger	Levu	Call	Cholowsky	Martin	West	Gasparino	Brennan	Cadiz	Barnett
4/5	No. 12 USC	RHP	Dugger	Levu	Call	Cholowsky	Martin	West	Gasparino	Brennan	Gudoy	Stump
4/7	at Cal State Fullerton	RHP	Khansarinia	Levu	Aguayo	Cholowsky	Martin	West	Call	Brennan	Gudoy	Cervantes
4/10	at Rutgers	RHP	Dugger	Levu	Call	Cholowsky	Martin	West	Gasparino	Brennan	Gudoy	Reddemann
4/11	at Rutgers	RHP	Dugger	Levu	Aguayo	Cholowsky	Martin	West	Gasparino	Brennan	Espinoza	Barnett
4/12	at Rutgers	RHP	Dugger	Levu	Aguayo	Cholowsky	Martin	West	Gasparino	Brennan	Espinoza	Stump
4/14	UC Santa Barbara	RHP	Dugger	Levu	Call	Cholowsky	Martin	West	Gasparino	Brennan	Espinoza	Cervantes
4/17	Minnesota	RHP	Dugger	Levu	Aguayo	Cholowsky	Martin	West	Gasparino	Brennan	Gudoy	Reddemann
4/18	Minnesota	RHP	Dugger	Levu	Aguayo	Cholowsky	Martin	West	Gasparino	Brennan	Gudoy	Barnett
4/19	Minnesota	RHP	Dugger	Levu	Call	Cholowsky	Martin	West	Gasparino	Brennan	Cadiz	Stump
4/21	Hawai'i	RHP	Khansarinia	Levu	Aguayo	Cholowsky	Martin	West	Gasparino	Brennan	Gudoy	Cervantes
4/24	Sacramento State	RHP	Dugger	Levu	Call	Cholowsky	Martin	West	Gasparino	Brennan	Gudoy	Moss
4/25	Sacramento State	RHP	Dugger	Levu	Call	Cholowsky	Martin	West	Gasparino	Brennan	Hocking	Barnett
4/26	Sacramento State	RHP	Khansarinia	Levu	Aguayo	Cholowsky	Martin	West	Gasparino	Brennan	Cadiz	Stump
4/28	at UC Santa Barbara	LHP	Dugger	Levu	Call	Cholowsky	Martin	West	Gasparino	Brennan	Cadiz	Cervantes
5/1	at Michigan State	RHP	Dugger	Levu	Call	Cholowsky	Martin	West	Gasparino	Brennan	Cadiz	Moss
5/2	at Michigan State	RHP	Dugger	Levu	Aguayo	Cholowsky	Martin	West	Gasparino	Brennan	Cadiz	Barnett
5/3	at Michigan State	RHP	Dugger	Levu	Aguayo	Cholowsky	Martin	West	Gasparino	Brennan	Hocking	Stump
5/5	at Loyola Marymount	RHP	Khansarinia	Cadiz	Call	Cholowsky	Martin	West	Gasparino	Brennan	Gudoy	Cervantes
5/8	No. 13 Oregon	RHP	Dugger	Levu	Call	Cholowsky	Martin	West	Gasparino	Brennan	Gudoy	Moss
5/9	No. 13 Oregon	RHP	Dugger	Levu	Call	Cholowsky	Martin	West	Gasparino	Brennan	Aguayo	Barnett
5/10	No. 13 Oregon	LHP	Dugger	Levu	Aguayo	Cholowsky	Martin	West	Gasparino	Brennan	Cadiz	Stump
5/14	at Washington	RHP	Dugger	Levu	Call	Cholowsky	Martin	West	Gasparino	Brennan	Gudoy	Moss
5/15	at Washington	RHP	Dugger	Levu	Aguayo	Cholowsky	Martin	Hocking	Gasparino	Brennan	Cadiz	Barnett
5/16	at Washington	RHP	Dugger	Levu	Aguayo	Cholowsky	Martin	Hocking	Gasparino	Brennan	Espinoza	Cervantes
5/22	vs. Purdue	RHP	Dugger	Levu	Call	Cholowsky	Martin	West	Gasparino	Brennan	Gudoy	Moss
5/23	vs. No. 25 USC	RHP	Dugger	Levu	Aguayo	Cholowsky	Martin	West	Gasparino	Brennan	Cadiz	Barnett
5/24	vs. No. 13 Oregon	LHP	Dugger	Levu	Call	Cholowsky	Martin	West	Gasparino	Brennan	Cadiz	Cervantes

**2026 UCLA BASEBALL LINE SCORES**

**GAME 1: No. 1 UCLA 8, UC San Diego 4**

**Feb. 13 at Jackie Robinson Stadium**

	1	2	3	4	5	6	7	8	9	R	H	E
UC San Diego	0	2	1	0	0	0	0	1	0	4	8	2
UCLA	0	0	3	5	0	0	0	0	X	8	7	0

WP: Reddemann (1-0) LP: Villar (0-1)  
Time: 3:38 Attendance: 1,247

**GAME 2: No. 1 UCLA 7, UC San Diego 2**

**Feb. 14 at Jackie Robinson Stadium**

	1	2	3	4	5	6	7	8	9	R	H	E
UC San Diego	1	0	0	0	0	0	0	0	1	2	5	0
UCLA	1	1	0	0	1	0	0	4	X	7	13	0

WP: Barnett (1-0) LP: Gregson (0-1)  
Time: 3:19 Attendance: 1,191

**GAME 3: UC San Diego 8, No. 1 UCLA 7**

**Feb. 15 at Jackie Robinson Stadium**

	1	2	3	4	5	6	7	8	9	R	H	E
UC San Diego	0	0	1	0	2	0	0	3	2	8	10	0
UCLA	0	0	0	1	2	0	1	2	1	7	8	0

WP: Etnire (1-0) LP: Hawk (0-1) SV: Henson (1)  
Time: 3:36 Attendance: 1,102

**GAME 4: No. 1 UCLA 13, Tulane 5**

**Feb. 17 at Jackie Robinson Stadium**

	1	2	3	4	5	6	7	8	9	R	H	E
Tulane	2	0	2	0	2	0	1	0	0	5	8	2
UCLA	1	3	2	2	2	0	1	2	X	13	14	0

WP: Strickland (1-0) LP: Wilcenski (0-1)  
Time: 3:18 Attendance: 361

**GAME 5: No. 1 UCLA 10, No. 7 TCU 2**

**Feb. 20 at Jackie Robinson Stadium**

	1	2	3	4	5	6	7	8	9	R	H	E
TCU	0	0	0	1	0	0	0	0	1	2	8	1
UCLA	0	5	2	0	3	0	0	0	X	10	15	0

WP: Reddemann (2-0) LP: Brassfield (0-1)  
Time: 3:30 Attendance: 1,165

**GAME 6: No. 1 UCLA 5, No. 7 TCU 1**

**Feb. 21 at Jackie Robinson Stadium**

	1	2	3	4	5	6	7	8	9	R	H	E
TCU	1	0	0	0	0	0	0	0	0	1	5	2
UCLA	1	1	0	2	0	0	1	0	X	5	8	0

WP: Barnett (2-0) LP: Davis (0-2) SV: Moss (1)  
Time: 2:45 Attendance: 1,413

**GAME 7: No. 1 UCLA 15, No. 7 TCU 5 (8 inn.)**

**Feb. 22 at Jackie Robinson Stadium**

	1	2	3	4	5	6	7	8	R	H	E	
TCU	1	0	2	0	1	0	1	0	1	5	7	1
UCLA	0	3	1	0	1	4	0	6		15	12	0

WP: Iwanaga (1-0) LP: Sagousse (0-1)  
Time: 3:17 Attendance: 1,552

**GAME 8: San Diego State 4, No. 1 UCLA 3**

**Feb. 21 at Jackie Robinson Stadium**

	1	2	3	4	5	6	7	8	9	R	H	E
San Diego State	0	0	1	1	1	1	0	0	0	4	10	0
UCLA	1	0	0	0	0	2	0	0	X	3	3	2

WP: Belardes (1-1) LP: Strickland (1-1) SV: Russell (2)  
Time: 3:13 Attendance: 479

**GAME 9: No. 1 UCLA 12, No. 20 Tennessee 5**

**Feb. 27 at Globe Life Field**

	1	2	3	4	5	6	7	8	9	R	H	E
UCLA	0	1	2	1	0	0	6	0	1	12	11	1
Tennessee	0	0	0	0	4	1	0	0	0	5	7	3

WP: Reddemann (3-0) LP: Kuhns (1-1)  
Time: 3:18 Attendance: N/A

**GAME 10: No. 1 UCLA 11, No. 23 Texas A&M 1 (7 inn.)**

**Feb. 28 at Globe Life Field**

	1	2	3	4	5	6	7	R	H	E
Texas A&M	0	0	1	0	0	0	0	1	2	1
UCLA	4	2	0	0	1	4	x	11	14	0

WP: Barnett (3-0) LP: Moss (1-1)  
Time: 2:13 Attendance: 13,097

**GAME 11: No. 1 UCLA 8, No. 4 Miss. St. 7 (10 inn.)**

**March 1 at Globe Life Field**

	1	2	3	4	5	6	7	8	9	10	R	H	E
UCLA	0	0	2	1	0	0	0	0	2	3	8	8	0
Mississippi State	0	0	0	3	0	0	1	1	0	2	7	14	1

WP: Hawk (1-1) LP: Kuhns (1-1)  
Time: 3:18 Attendance: 8,903

**GAME 12: No. 1 UCLA 4, Cal St. Fullerton 3 (10 inn.)**

**March 3 at Jackie Robinson Stadium**

	1	2	3	4	5	6	7	8	9	10	R	H	E
Cal St. Fullerton	0	0	3	0	0	0	0	0	0	0	3	10	1
UCLA	0	0	0	0	0	0	3	0	0	1	4	4	0

WP: Randall (1-0) LP: Wright (1-0)  
Time: 3:50 Attendance: 598

**GAME 13: No. 1 UCLA 11, Ohio State 1**

**March 6 at Bill Davis Stadium**

	1	2	3	4	5	6	7	8	9	R	H	E
UCLA	3	4	0	1	0	0	0	2	1	11	9	0
Ohio State	0	0	0	0	0	0	1	0	0	1	5	2

WP: Reddemann (4-0) LP: Kuzniwski (0-1)  
Time: 2:58 Attendance: 913

**GAME 14: No. 1 UCLA 19, Ohio State 6 (8 inn.)**

**March 7 at Bill Davis Stadium**

	1	2	3	4	5	6	7	8	R	H	E
UCLA	3	3	4	1	0	2	0	6	19	14	3
Ohio State	2	0	4	0	0	0	0	0	6	7	1

WP: Moss (1-0) LP: Domke (3-1)  
Time: 3:36 Attendance: 2,096

**GAME 15: No. 1 UCLA 10, Ohio State 7**

**March 8 at Bill Davis Stadium**

	1	2	3	4	5	6	7	8	9	R	H	E
UCLA	0	0	0	0	5	0	0	3	2	10	11	2
Ohio State	0	0	5	0	1	0	0	0	1	7	11	1

WP: Hawk (2-1) LP: Graf (0-1)  
Time: 4:23 Attendance: 1,277

**GAME 16: No. 1 UCLA 11, UC Irvine 1 (7 inn.)**

**March 10 at Jackie Robinson Stadium**

	1	2	3	4	5	6	7	8	9	R	H	E
UC Irvine	0	0	0	1	0	0	0	0	0	1	3	1
UCLA	9	1	0	1	0	0	x			11	11	0

WP: Cervantes (1-0) LP: Castles (0-3)  
Time: 2:08 Attendance: 544

**GAME 17: No. 1 UCLA 10, Michigan 5**

**March 13 at Jackie Robinson Stadium**

	1	2	3	4	5	6	7	8	9	R	H	E
Michigan	2	0	0	0	0	0	0	0	3	5	9	0
UCLA	4	0	4	0	0	0	0	0	X	10	15	2

WP: Reddemann (5-0) LP: Montgomery (2-1)  
Time: 3:15 Attendance: 1,073

**GAME 18: No. 1 UCLA 2, Michigan 0**

**March 14 at Jackie Robinson Stadium**

	1	2	3	4	5	6	7	8	9	R	H	E
Michigan	0	0	0	0	0	0	0	0	0	0	4	2
UCLA	2	0	0	0	0	0	0	0	X	2	4	3

WP: Barnett (4-0) LP: Barr (2-2)  
Time: 3:02 Attendance: 1,187

**GAME 19: No. 1 UCLA 7, Michigan 2**

**March 15 at Jackie Robinson Stadium**

	1	2	3	4	5	6	7	8	9	R	H	E
Michigan	0	0	0	0	0	0	2	0	0	2	2	0
UCLA	1	0	1	1	0	3	0	X		7	10	0

WP: Stump (1-0) LP: Brinham (1-2)  
Time: 3:27 Attendance: 1,410

**GAME 20: No. 1 UCLA 5, Pepperdine 4**

**March 17 at Jackie Robinson Stadium**

	1	2	3	4	5	6	7	8	9	R	H	E
Pepperdine	2	0	1	0	1	0	0	0	0	4	8	2
UCLA	2	2	0	0	0	1	0	0	X	5	8	1

WP: Strickland (2-1) LP: Plisinski (0-1) SV: Randall (1)  
Time: 2:55 Attendance: 514

**GAME 21: No. 1 UCLA 12, Maryland 2 (7 inn.)**

**March 20 at Jackie Robinson Stadium**

	1	2	3	4	5	6	7	R	H	E
Maryland	0	0	1	0	0	0	0	2	9	0
UCLA	5	0	0	0	1	0	6	12	12	0

WP: Reddemann (6-0) LP: Williams (1-2)  
Time: 2:31 Attendance: 604

**GAME 22: No. 1 UCLA 8, Maryland 3**

**March 21 at Jackie Robinson Stadium**

	1	2	3	4	5	6	7	8	9	R	H	E
Maryland	1	1	0	1	0	0	0	0	0	3	13	1
UCLA	4	0	2	1	0	0	0	1	X	8	10	1

WP: Moss (2-0) LP: Smith (0-2)  
Time: 3:22 Attendance: 614

**GAME 23: No. 1 UCLA 14, Maryland 4 (8 inn.)**

**March 22 at Jackie Robinson Stadium**

	1	2	3	4	5	6	7	8	R	H	E
Maryland	0	0	0	1	1	0	1	1	4	9	2
UCLA	3	3	1	0	4	0	3		14	11	0

WP: Lee (1-0) LP: Yeager (0-1)  
Time: 3:25 Attendance: 791

**GAME 24: No. 1 UCLA 6, Loyola Marymount 2**

**March 24 at Jackie Robinson Stadium**

	1	2	3	4	5	6	7	8	9	R	H	E
LMU	0	1	1	0	0	0	0	0	0	2	6	1
UCLA	2	2	0	0	0	0	2	0	X	6	9	0

WP: Lee (2-0) LP: Geis (0-4)  
Time: 3:32 Attendance: 582

**GAME 25: No. 1 UCLA 5, Iowa 2**

**March 27 at Duane Banks Field**

	1	2	3	4	5	6	7	8	9	R	H	E
UCLA	0	0	2	3	0	0	0	0	0	5	9	1
Iowa	0	0	0	0	0	2	0	0	0	2	6	0

WP: Reddemann (7-0) LP: Bleeker (

2026 UCLA BASEBALL LINE SCORES

**GAME 31: No. 1 UCLA 10, No. 12 USC 4**

April 5 at Jackie Robinson Stadium

	1	2	3	4	5	6	7	8	9	R	H	E
USC	0	1	0	0	2	1	0	0	0	4	6	0
UCLA	1	0	1	0	3	2	0	3	X	10	15	2

WP: Grothues (1-0) LP: Johnson (2-1)

Time: 3:02 Attendance: 1,569

**GAME 32: No. 1 UCLA 7, Cal State Fullerton 3**

April 7 at Goodwin Field

	1	2	3	4	5	6	7	8	9	R	H	E
UCLA	1	1	0	3	0	0	0	0	2	7	13	1
Cal St. Fullerton	0	3	0	0	0	0	0	0	X	3	9	1

WP: Swenson (1-0) LP: Martin (0-2)

Time: 3:31 Attendance: 3,311

**GAME 33: No. 1 UCLA 4, Rutgers 1 (14 inn.)**

April 10 at Bainton Field

	1	2	3	4	5	6	7	8	9	10	11	12	13	14	R	H	E	
UCLA	0	0	1	0	0	0	0	0	0	0	0	0	0	0	3	4	11	0
Rutgers	1	0	0	0	0	0	0	0	0	0	0	0	0	0	0	1	4	1

WP: Strickland (4-1) LP: Gleason (1-1) SV: Hawk (6)

Time: 4:50 Attendance: 1,224

**GAME 34: No. 1 UCLA 7, Rutgers 1**

April 11 at Bainton Field

	1	2	3	4	5	6	7	8	9	R	H	E
UCLA	1	1	0	0	3	0	1	1	0	7	12	0
Rutgers	0	1	0	0	0	0	0	0	X	1	5	1

WP: Barnett (6-0) LP: Borghese (1-3)

Time: 3:03 Attendance: 1,308

**GAME 35: No. 1 UCLA 9, Rutgers 2**

April 12 at Bainton Field

	1	2	3	4	5	6	7	8	9	R	H	E
UCLA	0	1	0	4	2	0	0	1	1	9	14	0
Rutgers	0	0	0	0	0	0	2	0	X	2	2	3

WP: Stump (2-0) LP: Harrison (2-3)

Time: 3:04 Attendance: 1,214

**GAME 36: UC Santa Barbara 4, No. 1 UCLA 0**

April 14 at Jackie Robinson Stadium

	1	2	3	4	5	6	7	8	9	R	H	E
UCSB	0	0	2	0	0	0	0	2	0	4	9	0
UCLA	0	0	0	0	0	0	0	0	0	0	5	1

WP: Krodell (3-2) LP: Cervantes (2-1) SV: Tryba (2)

Time: 3:03 Attendance: 880

**GAME 37: No. 1 UCLA 4, Minnesota 2**

April 17 at Jackie Robinson Stadium

	1	2	3	4	5	6	7	8	9	R	H	E
Minnesota	0	0	0	2	0	0	0	0	0	2	5	0
UCLA	0	0	0	0	4	0	0	0	X	4	4	0

WP: Reddemann (8-0) LP: Selvig (4-3) SV: Hawk (7)

Time: 2:50 Attendance: 869

**GAME 38: No. 1 UCLA 6, Minnesota 4**

April 18 at Jackie Robinson Stadium

	1	2	3	4	5	6	7	8	9	R	H	E
Minnesota	1	0	0	0	0	2	0	1	0	4	5	0
UCLA	0	0	0	0	1	4	0	1	X	6	10	0

WP: Moss (4-0) LP: Hemmesch (1-2) SV: Hawk (8)

Time: 3:31 Attendance: 1,224

**GAME 39: No. 1 UCLA 5, Minnesota 2**

April 19 at Jackie Robinson Stadium

	1	2	3	4	5	6	7	8	9	R	H	E
Minnesota	0	0	0	1	0	1	0	0	0	2	4	1
UCLA	2	0	1	0	2	0	0	0	X	5	6	1

WP: O'Connor (1-0) LP: Kruzan (3-3) SV: Hawk (9)

Time: 2:54 Attendance: 1,278

**GAME 40: No. 1 UCLA 12, Hawai'i 7**

April 21 at Jackie Robinson Stadium

	1	2	3	4	5	6	7	8	9	R	H	E
Hawai'i	1	0	3	1	0	2	0	0	0	7	12	0
UCLA	5	0	1	1	2	2	0	1	X	12	11	2

WP: May (1-0) LP: Martin-Grudzielanek (0-4)

Time: 3:35 Attendance: 669

**GAME 41: No. 1 UCLA 6, Sacramento State 5**

April 24 at Jackie Robinson Stadium

	1	2	3	4	5	6	7	8	9	R	H	E
Sacramento State	0	1	0	1	2	1	0	0	0	5	8	1
UCLA	0	3	0	0	0	0	0	1	2	6	11	1

WP: Lee (3-0) LP: Rogalski (0-1)

Time: 3:22 Attendance: 927

**GAME 42: No. 1 UCLA 5, Sacramento State 3**

April 25 at Jackie Robinson Stadium

	1	2	3	4	5	6	7	8	9	R	H	E
Sacramento State	2	0	0	0	0	0	1	0	0	3	8	0
UCLA	0	0	1	0	1	1	0	2	X	5	12	3

WP: Timothy (3-4) LP: Stump (2-1) SV: Wilson (4)

Time: 3:11 Attendance: 1,232

**GAME 43: Sacramento State 9, No. 1 UCLA 6**

April 26 at Jackie Robinson Stadium

	1	2	3	4	5	6	7	8	9	R	H	E
Sacramento State	0	0	5	0	0	1	3	0	0	9	5	1
UCLA	0	1	0	1	1	0	3	0	0	6	8	0

WP: Hawk (3-1) LP: Hunter (0-1)

Time: 2:58 Attendance: 895

**GAME 44: No. 1 UCLA 15, UC Santa Barbara 3 (7 inn.)**

April 28 at Caesar Uyesaka Stadium

	1	2	3	4	5	6	7	8	9	R	H	E
UCLA	5	1	0	0	6	1	2	15	15	0		
UC Santa Barbara	0	0	0	0	1	0	2	3	7	1		

WP: Cervantes (3-1) LP: Froling (1-2)

Time: 2:59 Attendance: 1,366

**GAME 45: No. 1 UCLA 4, Michigan State 1**

May 1 at Jeff Ishbia Field

	1	2	3	4	5	6	7	8	9	R	H	E
UCLA	0	0	0	0	0	0	2	2	4	4	4	2
Michigan State	0	0	0	1	0	0	0	0	0	1	2	1

WP: Swenson (2-0) LP: Higgins (3-2) SV: Hawk (10)

Time: 3:10 Attendance: 622

**GAME 46: No. 1 UCLA 4, Michigan State 3**

May 2 at Jeff Ishbia Field

	1	2	3	4	5	6	7	8	9	R	H	E
UCLA	4	0	0	0	0	0	0	0	0	4	10	0
Michigan State	0	1	0	0	1	0	0	1	0	3	8	0

WP: Iwanaga (2-0) LP: Donovan (3-4) SV: Hawk (11)

Time: 3:10 Attendance: 721

**GAME 47: No. 1 UCLA 13, Michigan State 11**

May 3 at Jeff Ishbia Field

	1	2	3	4	5	6	7	8	9	R	H	E
UCLA	1	1	0	0	0	6	3	2	13	13	3	
Michigan State	3	0	1	2	2	2	1	0	0	11	14	1

WP: Strickland (5-1) LP: Higgins (3-3) SV: Hawk (12)

Time: 3:50 Attendance: 711

**GAME 48: No. 1 UCLA 8, Loyola Marymount 4**

May 5 at Jeff Ishbia Field

	1	2	3	4	5	6	7	8	9	R	H	E
UCLA	3	1	3	0	1	0	0	0	0	8	8	2
Loyola Marymount	0	1	0	0	3	0	0	0	0	4	5	3

WP: Cervantes (4-1) LP: Schneider (0-2)

Time: 3:20 Attendance: 1,245

**GAME 49: No. 1 UCLA 11, No. 13 Oregon 1 (7 inn.)**

May 8 at Jackie Robinson Stadium

	1	2	3	4	5	6	7	R	H	E
Oregon	0	0	0	1	0	0	0	1	3	2
UCLA	2	0	4	2	0	3	X	11	10	0

WP: Moss (5-0) LP: Sanford (6-2)

Time: 2:24 Attendance: 1,545

**GAME 50: No. 13 Oregon 9, No. 1 UCLA 6**

May 9 at Jackie Robinson Stadium

	1	2	3	4	5	6	7	8	9	R	H	E
Oregon	0	4	0	0	0	0	1	4	0	9	9	0
UCLA	4	0	1	0	0	0	1	0	0	6	7	1

WP: Bradley (5-0) LP: Hawk (3-2)

Time: 3:38 Attendance: 1,362

**GAME 51: No. 1 UCLA 9, No. 13 Oregon 6**

May 10 at Jackie Robinson Stadium

	1	2	3	4	5	6	7	8	9	R	H	E
Oregon	0	0	1	5	0	0	0	0	0	6	8	1
UCLA	1	0	0	0	0	2	1	5	X	9	13	1

WP: Strickland (6-1) LP: Bell (2-5) SV: Hawk (13)

Time: 3:27 Attendance: 1,290

**GAME 52: Washington 8, No. 1 UCLA 0**

May 14 at Husky Ballpark

	1	2	3	4	5	6	7	8	9	R	H	E
UCLA	0	0	0	0	0	0	0	0	0	0	3	2
Washington	0	0	0	1	5	0	1	1	X	8	9	0

WP: Thomas (2-4) LP: Moss (5-1) SV: Nichols (1)

Time: 3:09 Attendance: 1,761

**GAME 53: No. 1 UCLA 6, Washington 5**

May 15 at Husky Ballpark

	1	2	3	4	5	6	7	8	9	R	H	E
UCLA	0	0	0	0	0	2	0	2	2	6	7	1
Washington	0	2	1	0	0	0	2	0	0	5	10	1

WP: Randall (3-0) LP: Johnson (0-4) SV: Hawk (14)

Time: 4:14 Attendance: 1,761

**GAME 54: No. 1 UCLA 6, Washington 1**

May 16 at Husky Ballpark

# 2026 UCLA TEAM GAME-BY-GAME STATS

Date	Opponent	ab	r	h	rbi	2b	3b	hr	tb	bb	ibb	sb	cs	hbp	sac	sf	qdp	k	po	a	e	lob	avg
Feb 13	UC SAN DIEGO	31	8	7	8	3	0	0	10	10	0	0	1	0	0	0	1	4	27	9	0	9	.226
Feb 14	UC SAN DIEGO	35	7	13	7	3	1	3	27	2	0	1	0	0	0	2	0	7	27	11	0	8	.303
Feb 15	UC SAN DIEGO	34	7	8	7	1	0	3	18	6	0	0	0	0	0	0	1	2	27	6	0	6	.280
Feb 17	TULANE	39	13	14	12	4	0	4	30	4	1	0	0	3	0	0	1	3	27	9	0	9	.302
Feb 20	TCU	39	10	15	9	5	0	2	26	6	0	0	0	2	0	0	1	4	27	7	0	13	.320
Feb 21	TCU	31	5	8	5	1	0	1	12	2	0	2	1	2	0	0	2	11	27	7	0	6	.311
Feb 22	TCU	35	15	12	14	1	0	4	25	8	0	0	0	3	0	0	0	7	24	9	0	9	.316
Feb 24	SAN DIEGO STATE	29	3	3	3	1	0	0	4	3	0	2	1	2	0	0	0	8	27	8	2	4	.293
Feb 27	vs Tennessee	36	12	11	11	2	0	5	28	4	0	0	0	4	1	1	2	10	27	7	1	7	.294
Feb 28	vs Texas A&M	29	11	14	11	4	0	1	21	4	1	0	1	1	1	1	0	5	21	11	0	7	.311
Mar 01	vs Mississippi State	36	8	8	7	0	1	2	16	4	1	1	1	6	0	0	0	4	30	9	0	8	.302
Mar 03	CAL STATE FULLERTO	32	4	4	3	1	0	0	5	10	0	1	0	2	0	1	0	5	30	11	0	12	.288
*Mar 6	at Ohio State	37	11	9	9	0	0	3	18	9	0	0	0	3	0	0	1	6	27	5	0	11	.284
*Mar 7	at Ohio State	37	19	14	18	4	0	2	24	11	0	0	1	3	0	0	0	12	24	5	3	8	.292
*Mar 8	at Ohio State	37	10	11	10	3	0	1	17	10	0	0	0	4	0	1	0	10	27	6	2	15	.292
Mar 10	UC IRVINE	29	11	11	11	2	0	2	19	4	0	0	0	3	0	1	0	4	21	3	0	8	.297
*Mar 13	MICHIGAN	37	10	15	10	3	0	0	18	3	0	0	0	2	0	1	0	6	27	8	2	9	.304
*Mar 13	MICHIGAN	27	2	4	2	1	0	0	5	5	1	1	0	4	1	0	1	9	27	9	3	11	.297
*Mar 15	MICHIGAN	30	7	10	7	2	0	1	15	9	0	0	0	1	1	2	1	5	27	5	0	12	.298
Mar 17	PEPPERDINE	31	5	8	5	2	0	2	16	4	1	2	0	1	2	0	1	6	27	10	1	9	.297
*Mar 20	MARYLAND	32	12	12	11	1	0	1	16	1	0	0	0	8	0	0	0	7	21	9	0	9	.300
*Mar 21	MARYLAND	33	8	10	8	3	0	1	16	6	0	1	0	1	0	1	1	8	27	14	1	9	.300
*Mar 22	MARYLAND	32	14	11	12	1	1	0	14	9	0	1	0	6	0	1	1	5	24	7	0	12	.302
Mar 24	LOYOLA MARYMOUNT	30	6	9	5	2	0	0	11	9	0	3	0	1	1	1	0	3	27	5	0	12	.302
*Mar 27	at Iowa	34	5	9	5	1	0	2	16	3	0	0	0	0	1	0	0	12	27	5	1	6	.300
*Mar 28	at Iowa	36	19	15	19	3	0	2	24	5	0	0	0	8	0	0	0	10	21	7	0	9	.305
*Mar 29	at Iowa	38	14	12	14	4	0	4	28	6	0	1	0	6	0	0	0	9	27	7	0	9	.306
Mar 31	at UC Irvine	38	9	11	8	1	0	0	12	8	0	0	0	3	0	1	0	10	27	10	0	14	.305
*Apr 03	USC	38	12	14	10	2	0	1	19	7	0	0	0	1	1	0	0	10	27	11	0	11	.308
*Apr 04	USC	36	9	12	8	3	1	1	20	4	0	0	0	1	0	1	0	6	27	11	3	9	.308
*Apr 05	USC	38	10	15	10	0	0	5	30	2	0	0	0	1	1	0	1	4	27	10	2	8	.312
Apr 07	at Cal State Fullerton	38	7	13	6	1	0	2	20	2	0	0	0	0	0	0	1	6	27	5	1	6	.313
*Apr 10	at Rutgers	51	4	11	4	1	0	0	12	6	1	1	0	6	0	0	2	15	42	11	0	17	.308
*Apr 11	at Rutgers	35	7	12	7	1	0	3	22	5	0	0	0	0	1	2	1	4	27	11	0	9	.309
*Apr 12	at Rutgers	40	9	14	7	1	1	1	20	3	0	3	1	2	0	1	1	7	27	8	0	10	.311
Apr 14	UC SANTA BARBARA	31	0	5	0	0	0	0	5	2	0	0	0	3	0	0	0	9	27	13	1	9	.307
*Apr 17	MINNESOTA	25	4	4	4	2	0	0	6	3	0	0	0	2	0	2	1	9	27	6	0	4	.304
*Apr 18	MINNESOTA	31	6	10	5	1	0	1	14	6	0	1	0	2	1	0	1	5	27	8	0	10	.305
*Apr 19	MINNESOTA	30	5	6	4	1	0	2	13	4	0	1	0	1	0	0	0	5	27	8	1	6	.302
Apr 21	HAWAII	32	12	11	12	2	0	5	28	4	0	0	0	5	1	1	0	10	27	11	2	7	.303
Apr 24	SACRAMENTO STATE	34	6	11	5	2	0	1	16	4	0	1	0	0	1	1	0	8	27	9	1	8	.304
Apr 25	SACRAMENTO STATE	32	5	8	4	1	0	3	18	6	1	0	0	2	0	0	1	7	27	9	0	11	.302
Apr 26	SACRAMENTO STATE	38	6	12	6	1	1	2	21	1	0	0	0	1	0	1	0	7	27	12	3	8	.303
4/28/2026	at UC Santa Barbara	34	15	15	14	3	0	2	24	10	0	0	0	1	0	2	1	4	21	7	0	11	.306
*May 01	at Michigan State	30	4	4	4	1	0	1	8	5	0	1	0	1	0	1	1	9	27	6	2	6	.303
*May 02	at Michigan State	35	4	10	4	1	0	0	11	3	0	0	0	0	0	0	2	5	27	12	0	7	.302
*May 03	at Michigan State	39	13	13	13	3	2	1	23	7	0	0	0	2	0	1	1	6	27	9	3	9	.303
May 05	at Loyola Marymount	34	8	8	6	1	1	0	11	6	0	1	0	3	1	2	1	0	27	11	2	11	.302
*May 08	OREGON	29	11	10	9	1	0	3	20	5	1	0	0	2	0	0	0	10	21	5	0	7	.302
*May 09	OREGON	33	6	7	6	3	0	3	19	6	0	2	0	1	0	0	1	11	27	6	1	7	.301
*May 10	OREGON	36	9	13	8	1	0	2	20	1	0	1	0	1	0	0	1	11	27	10	1	5	.302
*May 14	at Washington	29	0	3	0	0	1	0	5	5	0	0	0	2	0	0	1	5	24	2	2	9	.299
*May 15	at Washington	35	6	7	6	2	0	1	12	8	0	0	0	1	0	0	0	9	27	5	1	11	.297
*May 16	at Washington	35	6	7	5	2	0	0	9	3	0	1	0	1	0	0	0	10	27	7	0	6	.295
May 22	vs Purdue	31	4	6	4	0	1	0	8	3	1	0	0	1	2	2	0	6	27	9	2	9	.293
May 23	vs USC	37	7	15	7	3	0	2	24	1	0	0	0	0	1	0	2	1	27	11	2	6	.295
May 24	vs Oregon	36	3	8	3	0	2	0	12	4	0	0	0	3	2	0	2	9	33	12	0	10	.294
Totals		1946	463	572	432	99	13	88	961	291	9	29	7	125	20	31	36	400	1518	474	46	508	.294

# 2026 UCLA TEAM GAME-BY-GAME STATS (PITCHING)

Date	Opponent	ip	h	r	er	bb	so	2b	3b	hr	wp	bk	hbp	dp	ibb	score	w-l	sv	era
Feb 13	UC SAN DIEGO	9.0	8	4	4	3	11	1	0	0	0	0	2	1	0	8-4	1-0	0	4.00
Feb 14	UC SAN DIEGO	9.0	5	2	2	5	7	1	0	1	0	0	1	1	0	7-2	2-0	0	3.00
Feb 15	UC SAN DIEGO	9.0	10	8	8	8	8	0	0	4	0	0	2	0	0	7-8	2-1	0	4.67
Feb 17	TULANE	9.0	8	5	5	2	5	3	0	1	0	0	0	0	0	13-5	3-1	0	4.75
Feb 20	TCU	9.0	8	2	2	6	14	0	0	1	1	0	0	0	0	10-2	4-1	0	4.20
Feb 21	TCU	9.0	5	1	1	2	14	0	0	1	0	0	0	1	0	5-1	5-1	1	3.67
Feb 22	TCU	8.0	7	5	5	4	7	0	1	2	0	0	0	2	0	15-5	6-1	1	3.92
Feb 24	SAN DIEGO STATE	9.0	10	4	3	1	9	1	0	3	1	0	1	0	0	3-4	6-2	1	3.80
Feb 27	vs Tennessee	9.0	7	5	5	5	13	0	1	1	1	0	1	0	0	12-5	7-2	1	3.94
Feb 28	vs Texas A&M	7.0	2	1	1	3	7	0	0	1	0	0	1	1	0	11-1	8-2	1	3.72
Mar 01	vs Mississippi State	10.0	14	7	7	3	12	5	0	3	1	0	1	1	1	8-7	9-2	1	3.99
Mar 03	CAL STATE FULLERTO	10.0	10	3	3	3	9	2	0	1	0	0	0	3	0	4-3	10-2	1	3.87
*Mar 6	at Ohio State	9.0	5	1	1	1	14	1	0	1	0	0	2	0	0	11-1	11-2	1	3.65
*Mar 7	at Ohio State	8.0	7	6	4	1	12	1	0	2	0	0	2	0	0	19-6	12-2	1	3.70
*Mar 8	at Ohio State	9.0	11	7	4	7	12	3	0	0	0	0	1	0	0	10-7	13-2	1	3.72
Mar 10	UC IRVINE	7.0	3	1	1	1	10	1	0	0	0	0	2	0	0	11-1	14-2	1	3.60
*Mar 13	MICHIGAN	9.0	9	5	5	4	9	1	0	1	0	0	0	1	0	10-5	15-2	1	3.68
*Mar 13	MICHIGAN	9.0	4	0	0	4	12	0	0	0	1	0	3	1	0	2-0	16-2	2	3.47
*Mar 15	MICHIGAN	9.0	2	2	2	5	13	0	0	0	0	0	2	0	0	7-2	17-2	2	3.40
Mar 17	PEPPERDINE	9.0	8	4	3	3	9	2	0	0	0	0	1	1	0	5-4	18-2	3	3.38
*Mar 20	MARYLAND	7.0	9	2	2	2	7	2	0	0	0	1	0	1	0	12-2	19-2	3	3.34
*Mar 21	MARYLAND	9.0	13	3	3	6	7	4	0	1	0	0	0	1	0	8-3	20-2	4	3.33
*Mar 22	MARYLAND	8.0	9	4	4	1	7	1	0	2	1	0	1	2	0	14-4	21-2	4	3.38
Mar 24	LOYOLA MARYMOUNT	9.0	6	2	2	2	15	1	0	1	0	0	0	0	0	6-2	22-2	4	3.32
*Mar 27	at Iowa	9.0	6	2	2	4	11	1	0	1	0	0	0	2	0	5-2	23-2	5	3.26
*Mar 28	at Iowa	7.0	5	0	0	0	6	0	0	0	0	0	1	0	0	19-0	24-2	5	3.16
*Mar 29	at Iowa	9.0	11	6	6	3	11	2	0	2	1	0	1	0	0	14-6	25-2	5	3.27
Mar 31	at UC Irvine	9.0	6	1	1	1	11	2	0	0	0	0	0	1	0	9-1	26-2	5	3.19
*Apr 03	USC	9.0	6	4	4	2	9	0	0	2	0	0	0	1	0	12-4	27-2	6	3.21
*Apr 04	USC	9.0	11	8	6	4	6	1	0	0	2	0	1	0	0	9-8	28-2	7	3.31
*Apr 05	USC	9.0	6	4	3	3	6	1	0	1	0	0	2	1	0	10-4	29-2	8	3.30
Apr 07	at Cal State Fullerton	9.0	9	3	3	0	10	1	0	0	1	0	0	0	0	7-3	30-2	8	3.29
*Apr 10	at Rutgers	14.0	4	1	1	1	30	1	0	0	0	0	0	1	0	4-1	31-2	9	3.16
*Apr 11	at Rutgers	9.0	5	1	1	5	10	0	0	1	1	0	0	2	0	7-1	32-2	9	3.10
*Apr 12	at Rutgers	9.0	2	2	2	3	9	1	0	0	0	0	0	0	0	9-2	33-2	9	3.07
Apr 14	UC SANTA BARBARA	9.0	9	4	4	5	10	2	0	0	0	0	0	2	0	0-4	33-3	9	3.09
*Apr 17	MINNESOTA	9.0	5	2	2	3	9	2	1	0	0	0	0	0	0	4-2	34-3	10	3.06
*Apr 18	MINNESOTA	9.0	5	4	4	4	8	0	0	2	3	0	1	0	0	6-4	35-3	11	3.09
*Apr 19	MINNESOTA	9.0	4	2	1	2	5	0	0	1	0	0	0	1	0	5-2	36-3	12	3.03
Apr 21	HAWAII	9.0	12	7	6	5	9	1	0	2	2	0	1	0	0	12-7	37-3	12	3.11
Apr 24	SACRAMENTO STATE	9.0	8	5	4	1	12	3	0	1	0	0	3	1	0	6-5	38-3	12	3.13
Apr 25	SACRAMENTO STATE	9.0	5	3	2	5	7	0	0	1	2	0	0	1	0	5-3	39-3	12	3.10
Apr 26	SACRAMENTO STATE	9.0	8	9	8	6	5	3	0	1	0	0	1	0	0	6-9	39-4	12	3.22
4/28/2026	at UC Santa Barbara	7.0	7	3	3	0	6	0	0	2	0	0	3	1	0	15-3	40-4	12	3.23
*May 01	at Michigan State	9.0	2	1	1	3	11	0	0	0	1	0	1	1	0	4-1	41-4	13	3.18
*May 02	at Michigan State	9.0	8	3	3	5	3	1	0	0	3	0	1	1	0	4-3	42-4	14	3.18
*May 03	at Michigan State	9.0	14	11	9	5	9	2	1	3	0	1	0	1	0	13-11	43-4	15	3.30
May 05	at Loyola Marymount	9.0	5	4	3	0	11	0	0	1	1	0	1	0	0	8-4	44-4	15	3.30
*May 08	OREGON	7.0	3	1	1	2	9	1	0	0	0	0	0	0	0	11-1	45-4	15	3.26
*May 09	OREGON	9.0	9	9	6	4	13	4	0	1	0	1	1	1	0	6-9	45-5	15	3.32
*May 10	OREGON	9.0	8	6	1	4	8	0	0	1	0	0	0	1	0	9-6	46-5	16	3.27
*May 14	at Washington	8.0	9	8	8	5	11	2	1	2	2	0	0	1	0	0-8	46-6	16	3.37
*May 15	at Washington	9.0	10	5	4	7	11	3	1	1	0	0	0	1	0	6-5	47-6	17	3.38
*May 16	at Washington	9.0	2	1	1	5	13	1	0	0	0	1	1	1	0	6-1	48-6	17	3.34
May 22	vs Purdue	9.0	4	3	2	5	7	0	0	1	1	0	1	0	0	4-3	49-6	17	3.31
May 23	vs USC	9.0	10	5	3	4	8	2	0	0	2	0	2	0	0	7-5	50-6	17	3.31
May 24	vs Oregon	11.0	8	2	2	5	13	0	0	2	0	0	0	1	1	3-2	51-6	17	3.27
Totals		506.0	406	214	184	193	560	67	6	56	28	4	45	40	2	463-214	51-6	17	3.27

**2026 UCLA BASEBALL STARTING PITCHER LOG**

<b>Pitcher</b>	<b>Opponent</b>	<b>Date</b>	<b>Dec.</b>	<b>IP</b>	<b>H</b>	<b>R</b>	<b>ER</b>	<b>BB</b>	<b>SO</b>	<b>NP</b>
Reddemann	UC San Diego	2/13	W	5.0	5	3	3	2	6	89
Barnett	UC San Diego	2/14	W	5.0	2	1	1	2	4	63
Stump	UC San Diego	2/15	ND	3.1	3	1	1	3	1	64
Cervantes	Tulane	2/17	ND	2.1	5	4	4	1	1	48
Reddemann	No. 7 TCU	2/20	W	5.0	5	1	1	1	10	85
Barnett	No. 7 TCU	2/21	W	5.0	3	1	1	2	4	84
Stump	No. 7 TCU	2/22	ND	2.1	4	3	3	2	0	42
Cervantes	San Diego State	2/24	ND	3.0	2	1	1	0	1	43
Reddemann	No. 20 Tennessee	2/27	W	5.1	4	3	3	1	7	92
Barnett	No. 23 Texas A&M	2/28	W	5.0	1	1	1	3	4	78
Stump	No. 4 Mississippi State	3/1	--	3.1	4	2	2	1	3	55
Cervantes	Cal State Fullerton	3/3	--	2.1	4	1	1	0	1	40
Reddemann	at Ohio State	3/6	W	6.0	3	0	0	0	10	92
Barnett	at Ohio State	3/7	--	2.2	6	6	4	1	4	57
Stump	at Ohio State	3/8	--	2.1	2	5	2	3	3	60
Cervantes	UC Irvine	3/10	W	3.0	0	0	0	0	2	28
Reddemann	Michigan	3/13	W	6.0	6	2	2	0	7	98
Barnett	Michigan	3/14	W	5.0	1	0	0	2	5	65
Stump	Michigan	3/15	W	5.0	1	0	0	1	7	75
Cervantes	Pepperdine	3/17	--	2.2	3	3	3	1	1	39
Reddemann	Maryland	3/20	W	6.0	8	2	2	1	7	105
Barnett	Maryland	3/21	--	3.1	8	3	3	1	4	67
Stump	Maryland	3/22	--	4.1	4	2	2	1	2	76
Cervantes	Loyola Marymount	3/24	--	1.2	4	1	1	0	4	38
Reddemann	at Iowa	3/27	W	6.1	5	1	1	1	9	93
Barnett	at Iowa	3/28	W	5.1	3	0	0	0	5	84
Stump	at Iowa	3/29	--	2.1	3	1	1	1	3	42
Cervantes	at UC Irvine	3/31	W	2.0	3	0	0	1	2	39
Reddemann	No. 12 USC	4/3	--	6.0	6	4	4	1	5	94
Barnett	No. 12 USC	4/4	--	2.1	7	5	4	1	3	52
Stump	No. 12 USC	4/5	--	4.0	4	3	2	1	1	61
Cervantes	at Cal State Fullerton	4/7	--	3.0	5	3	3	0	0	50
Reddemann	at Rutgers	4/10	--	8.0	2	1	1	1	18	104
Barnett	at Rutgers	4/11	W	5.0	2	1	1	2	7	73
Stump	at Rutgers	4/12	W	6.0	1	0	0	0	5	65
Cervantes	UC Santa Barbara	4/14	L	3.0	3	2	2	1	3	37
Reddemann	Minnesota	4/17	W	6.0	3	2	2	3	5	98
Barnett	Minnesota	4/18	--	4.1	2	1	1	2	2	80
Stump	Minnesota	4/19	--	4.1	3	1	0	1	2	81
Cervantes	Hawai'i	4/21	--	2.0	4	2	1	0	1	43
Moss	Sacramento State	4/24	--	4.1	5	4	3	1	6	66
Barnett	Sacramento State	4/25	--	5.0	3	2	2	3	2	70
Stump	Sacramento State	4/26	L	3.0	3	5	5	3	2	67
Cervantes	at UC Santa Barbara	4/28	W	5.0	4	1	1	0	3	69
Moss	at Michigan State	5/1	--	6.2	2	1	1	3	8	95
Barnett	at Michigan State	5/2	--	4.1	4	2	2	4	1	73
Stump	at Michigan State	5/3	--	3.2	7	6	6	1	5	69
Cervantes	at Loyola Marymount	5/5	W	2.0	1	1	0	0	2	30
Moss	No. 13 Oregon	5/8	W	7.0	3	1	1	2	9	91
Barnett	No. 13 Oregon	5/9	--	4.1	5	4	4	2	3	75
Stump	No. 13 Oregon	5/10	--	2.2	4	1	1	2	3	56
Moss	at Washington	5/14	L	4.1	4	4	4	1	6	85
Barnett	at Washington	5/15	--	3.2	6	3	3	2	3	73
Cervantes	at Washington	5/16	--	3.0	1	1	1	4	3	70
Moss	vs. Purdue	5/22	--	3.1	3	2	1	3	1	59
Barnett	vs. No. 25 USC	5/23	--	4.2	8	3	3	1	2	86
Cervantes	vs. No. 13 Oregon	5/24	--	5.0	4	0	0	3	5	91
<b>TOTALS</b>		<b>57 gms</b>	<b>21-3</b>	<b>236.0</b>	<b>207</b>	<b>114</b>	<b>102</b>	<b>80</b>	<b>227</b>	
<b>PER-GAME AVERAGES</b>				<b>4.14</b>	<b>3.63</b>	<b>2.00</b>	<b>1.79</b>	<b>1.40</b>	<b>3.98</b>	
<b>PER NINE INNINGS</b>				<b>9.0</b>	<b>7.89</b>	<b>4.35</b>	<b>3.89</b>	<b>3.05</b>	<b>8.66</b>	

**2026 UCLA BASEBALL BULLPEN LOG**

<b>Pitchers</b>	<b>Opponent</b>	<b>Date</b>	<b>W-L-SV</b>	<b>IP</b>	<b>H</b>	<b>R</b>	<b>ER</b>	<b>BB</b>	<b>SO</b>	<b>NP</b>
May, Swenson, Hawk	UC San Diego	2/13	-	4.0	3	1	1	1	5	68
Moss, Randall, Moss	UC San Diego	2/14	-	4.0	3	1	1	3	3	75
Grothues, O'Connor, May, Randall, Hawk (L)	UC San Diego	2/15	L	5.2	7	7	7	5	7	112
Bott, Strickland (W), Grothues, Lee, Swenson	Tulane	2/17	W	6.2	3	1	1	1	4	88
May, Randall, Grothues, Bott	No. 7 TCU	2/20	-	4.0	3	1	1	5	4	92
Moss (SV)	No. 7 TCU	2/21	SV	4.0	2	0	0	0	10	51
May, Iwanaga (W), O'Connor, Lee	No. 7 TCU	2/22	W	5.2	3	1	1	2	7	92
Strickland (L), Randall, Swenson, O'Connor, Iwanaga, Hawk	San Diego State	2/24	L	6.0	8	3	2	1	8	123
May, Swenson, O'Connor, Iwanaga, Hawk	No. 20 Tennessee	2/27	-	4.0	3	2	2	4	6	77
Moss	No. 23 Texas A&M	2/28	-	2.0	1	0	0	0	3	24
May, Moss, Randall, Iwanaga, Hawk (W)	No. 4 Mississippi State	3/1	W	6.2	10	5	5	2	9	125
Edwards, Lee, Grothues, Strickland, Iwanaga, Swenson, Randall (W)	Cal State Fullerton	3/3	W	7.2	6	2	2	2	8	112
May, Swenson, Strickland	at Ohio State	3/6	-	3.0	2	1	1	1	4	57
Cervantes, Moss (W)	at Ohio State	3/7	W	5.1	1	0	0	0	8	79
Randall, Grothues, Lee, O'Connor, Hawk (W)	at Ohio State	3/8	W	6.2	9	2	2	4	10	144
Strickland, Grothues, Swenson	UC Irvine	3/10	-	4.0	3	1	1	1	8	74
May, Swenson, O'Connor, Hawk	Michigan	3/13	-	3.0	3	3	3	4	2	71
Moss, Hawk (SV)	Michigan	3/14	SV	4.0	3	0	0	2	7	79
Grothues, Strickland, May, Randall, Iwanaga, Hawk	Michigan	3/15	-	4.0	1	2	2	4	6	89
Swenson, Lee, Strickland (W), O'Connor, May, Randall (SV)	Pepperdine	3/17	W, SV	6.1	5	1	0	2	8	101
May	Maryland	3/20	-	1.0	1	0	0	1	0	17
Moss (W), Grothues, Randall, Hawk (SV)	Maryland	3/21	W, SV	5.2	5	0	0	5	3	85
Lee (W), Strickland, O'Connor	Maryland	3/22	W	3.2	5	2	2	0	5	54
Swenson, Lee (W), Bott, O'Connor, Randall, Iwanaga, May, Hawk	Loyola Marymount	3/24	W	7.1	2	1	1	2	11	104
May, Lee, Randall, Hawk (SV)	at Iowa	3/27	SV	2.2	1	2	2	3	2	55
O'Connor	at Iowa	3/28	-	1.2	2	0	0	0	1	28
Moss (W), Strickland, May, Randall, Hawk	at Iowa	3/29	W	6.2	8	5	5	2	8	128
Bott, Swenson, Grothues, Strickland, Iwanaga	at UC Irvine	3/31	-	7.0	3	1	1	0	9	90
Strickland (W), Hawk (SV)	No. 12 USC	4/3	W, SV	3.0	0	0	0	1	4	41
May, Lee, Moss, Randall (W), Hawk (SV)	No. 12 USC	4/4	W, SV	6.2	4	3	2	3	3	97
O'Connor, Grothues (W), Iwanaga, Randall, Strickland (SV)	No. 12 USC	4/5	W, SV	5.0	2	1	1	2	5	80
Cott, Swenson (W), Randall, O'Connor, Lee	at Cal State Fullerton	4/7	W	6.0	4	0	0	0	10	92
Randall, Strickland (W), Hawk (SV)	at Rutgers	4/10	W, SV	6.0	2	0	0	0	12	82
Moss, May	at Rutgers	4/11	-	4.0	3	0	0	3	3	64
Grothues, O'Connor, Randall, Hawk	at Rutgers	4/12	-	3.0	1	2	2	2	4	52
May, Lee, Randall, Strickland, Grothues, O'Connor, Iwanaga	UC Santa Barbara	4/14	-	6.0	6	2	2	4	7	94
Randall, Strickland, Hawk (SV)	Minnesota	4/17	SV	3.0	2	0	0	0	4	43
Swenson, Grothues, Moss (W), Lee, Hawk (SV)	Minnesota	4/18	W, SV	4.2	3	3	3	2	6	69
O'Connor (W), May, Randall, Hawk (SV)	Minnesota	4/19	W, SV	4.2	1	1	1	1	3	56
Bott, O'Connor, May (W), Swenson, Grothues, Randall, Strickland, Lee	Hawai'i	4/21	W	7.0	8	5	5	5	8	114
Grothues, Iwanaga, May, Lee (W)	Sacramento State	4/24	W	4.2	3	1	1	1	6	86
Strickland, Randall, Hawk (W)	Sacramento State	4/25	W	4.0	2	1	0	2	4	63
Iwanaga, O'Connor, Grothues, Lee, Strickland, Hawk	Sacramento State	4/26	--	6.0	5	4	3	3	3	99
May	at UC Santa Barbara	4/28	--	2.0	3	2	2	0	3	43
Swenson (W), Strickland, Hawk (SV)	at Michigan State	5/1	W, SV	2.1	0	0	0	0	3	41
Iwanaga (W), Cervantes, Lee, Randall, Hawk (SV)	at Michigan State	5/2	W, SV	4.2	4	1	1	1	2	74
O'Connor, Grothues, Swenson, Lee, Randall, Strickland (W), Hawk (SV)	at Michigan State	5/3	W, SV	5.1	7	5	3	4	4	99
Bott, O'Connor, Edwards, Swenson, Randall, Lee	at Loyola Marymount	5/5	--	7.0	4	3	3	0	9	104
--	No. 13 Oregon	5/8	--	--	--	--	--	--	--	--
May, Randall, Strickland, Hawk (L), Lee	No. 13 Oregon	5/9	L	4.2	4	5	2	2	10	83
May, O'Connor, Cervantes, Randall, Strickland (W), Hawk (SV)	No. 13 Oregon	5/10	W, SV	6.1	4	5	0	2	5	104
Swenson, Iwanaga, Grothues, Bott	at Washington	5/14	--	3.2	5	4	4	4	5	81
Stump, Lee, Randall (W), Hawk (SV)	at Washington	5/15	W, SV	5.1	4	2	1	5	8	106
May (W), Randall, Strickland	at Washington	5/16	W	6.0	1	0	0	1	10	102
May, Lee, Randall, Strickland, Hawk (W)	vs. Purdue	5/22	W	5.2	1	1	1	2	6	80
Stump, Lee, Strickland, Hawk (W)	vs. No. 25 USC	5/23	W	4.1	2	2	0	3	6	88
Lee, May, Stump, Hawk (W)	vs. No. 13 Oregon	5/24	W	6.0	4	2	2	2	8	86
<b>TOTALS</b>		<b>57 Games</b>	<b>30-3, 17</b>	<b>264.0</b>	<b>194</b>	<b>99</b>	<b>81</b>	<b>111</b>	<b>313</b>	
<b>PER-GAME AVERAGES</b>				<b>4.63</b>	<b>3.40</b>	<b>1.74</b>	<b>1.42</b>	<b>1.95</b>	<b>5.49</b>	
<b>PER NINE INNINGS</b>				<b>9.0</b>	<b>6.61</b>	<b>3.38</b>	<b>2.76</b>	<b>3.78</b>	<b>10.67</b>	

# SEASON/CAREER STATS

Record: 51-6 Home: 27-5 Away: 18-1 Neutral: 6-0 Big Ten: 28-2

Player	SEASON											CAREER																
	Avg	G-GS	AB	R	H	2B	3B	HR	RBI	BB	Hbp	SO	Sb	Att	Avg	G-GS	AB	R	H	2B	3B	HR	RBI	BB	Hbp	SO	Sb	Att
39 Levu, Mulival	.342	56-56	231	60	79	11	1	17	62	26	15	31	3	4	.320	168-165	668	140	214	33	4	35	180	66	28	130	8	11
7 Martin, Roman	.333	57-57	225	49	75	17	3	7	51	40	8	54	0	1	.321	156-149	574	122	184	40	4	19	134	93	31	148	7	9
1 Cholowsky, Roch	.329	57-57	219	71	72	10	0	21	59	35	24	34	1	1	.332	175-175	669	189	222	41	2	52	166	104	53	98	14	16
9 Gasparino, Will	.316	56-56	212	51	67	12	2	19	62	28	9	54	2	4	.316	56-56	212	51	67	12	2	19	62	28	9	54	2	4
11 Brennan, Payton	.288	57-57	215	48	62	11	3	9	51	26	14	56	6	8	.289	143-137	530	100	153	28	9	16	102	52	26	143	21	27
36 West, Dean	.278	55-55	223	57	62	10	1	6	39	34	22	31	10	11	.300	141-132	514	145	154	23	2	10	87	95	45	68	26	31
40 Dugger, Cashel	.258	51-49	178	33	46	9	0	4	38	31	8	35	0	0	.261	142-128	440	75	115	16	0	7	71	73	26	82	0	1
5 Espinoza, Aidan	.342	27-5	38	7	13	2	1	0	10	5	2	7	1	1	.322	40-9	59	10	19	3	1	0	17	8	3	12	1	1
38 Gudoy, Trey	.281	27-16	57	12	16	2	0	0	6	14	1	13	0	0	.281	27-16	57	12	16	2	0	0	6	14	1	13	0	0
8 Khansarina, Kasen	.259	9-8	27	5	7	0	0	0	5	4	2	7	0	0	.194	16-10	36	6	7	0	0	0	6	8	2	8	0	0
6 Cadiz, Dominic	.256	36-28	86	16	22	5	0	2	15	12	4	15	0	0	.256	36-28	86	16	22	5	0	2	15	12	4	15	0	0
26 Aguayo, Aiden	.245	36-29	102	21	25	4	1	2	20	14	3	21	1	1	.245	36-29	102	21	25	4	1	2	20	14	3	21	1	1
15 Hocking, Jarrod	.200	19-9	35	9	7	1	0	0	2	4	1	9	2	2	.227	103-78	295	59	67	10	1	8	44	42	6	83	7	9
4 Call, Phoenix	.198	37-31	96	23	19	5	1	1	12	18	12	32	3	3	.236	130-98	322	73	76	14	1	4	45	40	29	77	8	12
19 Mysza, David	.000	3-0	2	1	0	0	0	0	0	0	0	1	0	0	.000	5-0	4	2	0	0	0	0	0	0	0	1	0	0
Totals	.294	57-57	1946	463	572	99	13	88	432	291	125	400	29	36	.294	1946	463	572	99	13	88	432	291	125	400	29	36	
Opponents	.219	57-57	1850	214	406	67	6	56	204	193	45	560	26	36	.219	1850	214	406	67	6	56	204	193	45	560	26	36	

(All games Sorted by Earned run avg)

Player	SEASON											CAREER														
	ERA	W-L	App	GS	CG	Sho	IP	H	R	ER	BB	SO	ERA	W-L	App	GS	CG	Sho	IP	H	R	ER	BB	SO		
18 Moss, Wylan	2.40	5-1	16	5	1	0	60.0	41	19	16	23	72	2.66	7-2	35	14	1	0	3	108.1	87	38	32	39	121	
24 Reddemann, Logan	2.87	8-0	10	10	0	0	59.2	47	19	19	11	84	2.87	8-0	10	10	0	0	0	59.2	47	19	19	11	84	
55 Barnett, Michael	4.15	6-0	15	15	0	0	65.0	61	33	30	28	53	4.50	24-4	68	51	0	0	0	272.0	291	148	136	87	212	
27 Hawk, Easton	1.41	6-2	31	0	0	0	38.1	23	11	6	15	47	2.60	7-3	57	0	0	0	22	62.1	48	23	18	22	78	
10 May, Ian	2.08	2-0	26	0	0	0	39.0	27	13	9	10	47	3.94	10-3	53	12	0	0	0	109.2	91	61	48	37	94	
47 Iwanaga, Elai	2.31	2-0	14	0	0	0	11.2	10	3	3	6	15	2.31	2-0	14	0	0	0	11.2	10	3	3	6	15		
12 Strickland, Zach	2.72	6-1	25	0	0	0	36.1	26	14	11	6	49	2.72	6-1	25	0	0	0	1	36.1	26	14	11	6	49	
85 Randall, Cal	3.21	3-0	31	0	0	0	28.0	13	10	10	18	51	3.45	5-1	63	0	0	0	2	60.0	34	24	23	37	91	
20 Lee, Justin	3.26	3-0	23	0	0	0	19.1	14	10	7	11	26	6.35	8-2	77	0	0	0	6	90.2	83	70	64	65	94	
21 O'Connor, Jack	3.52	1-0	20	0	0	0	15.1	16	8	6	7	8	2.34	4-0	47	0	0	0	1	42.1	37	13	11	13	26	
99 Cervantes, Angel	3.86	4-1	18	14	0	0	44.1	48	21	19	14	30	3.86	4-1	18	14	0	0	0	44.1	48	21	19	14	30	
14 Stump, Landon	4.30	2-1	16	13	0	0	52.1	46	30	25	22	42	5.30	8-8	50	42	0	0	0	176.2	180	118	104	88	142	
16 Swenson, Jake	5.11	2-0	18	0	0	0	12.1	11	7	7	8	13	5.11	2-0	18	0	0	0	0	12.1	11	7	7	8	13	
25 Bott, CJ	5.40	0-0	8	0	0	0	10.0	10	6	6	6	8	5.11	2-1	29	3	0	0	0	37.0	37	22	21	18	25	
45 Grothues, Chris	6.08	1-0	18	0	0	0	13.1	12	9	9	8	13	5.28	5-1	39	0	0	0	0	46.0	37	27	27	23	44	
34 Edwards, Mack	9.00	0-0	2	0	0	0	1.0	1	1	1	0	2	9.00	0-0	2	0	0	0	0	1.0	1	1	1	0	2	
Totals	3.27	51-6	57	57	1	2	17	506.0	406	214	184	560	3.27	51-6	57	57	1	2	2	17	506.0	406	214	184	560	
Opponents	7.85	6-51	57	57	0	2	5	480.2	572	463	419	291	400	7.85	6-51	57	57	0	2	5	480.2	572	463	419	291	400

**TEAM NATIONAL/BIG TEN STATISTICAL RANKS**

<b>Statistic</b>	<b>National Rank</b>	<b>Conference Rank</b>	<b>Value</b>	<b>National Leader</b>	<b>Value</b>	<b>Conference Leader</b>	<b>Value</b>
Base on Balls (304 ranked)	40	2	292	Pittsburgh	397	Maryland	351
Batting Average (304 ranked)	62	5	0.294	Georgia Tech	0.358	Nebraska	0.312
Double Plays (304 ranked)	96	8	41	UC Davis	61	Nebraska Oregon	45 45
Double Plays Per Game (304 ranked)	119	9	0.72	UC Davis	1.13	Minnesota	0.83
Doubles (304 ranked)	129	9	100	Cal Poly Saint Mary's (CA)	152 152	Iowa	126
Doubles Per Game (304 ranked)	162	11	1.75	Texas Tech	2.75	Iowa	2.25
Earned Run Average (304 ranked)	1	1	3.27	UCLA	3.27	UCLA	3.27
Fielding Percentage (304 ranked)	40	8	0.977	UIW	0.985	Nebraska	0.985
Hit Batters (304 ranked)	298	15	45	Oakland	130	Iowa	110
Hit by Pitch (304 ranked)	8	1	124	FDU	152	UCLA	124
Hits (304 ranked)	41	4	572	Georgia Tech	713	Nebraska	621
Hits Allowed Per Nine Innings (304 ranked)	5	3	7.22	Southern California	6.98	Southern California	6.98
Home Runs (304 ranked)	30	3	88	Georgia	149	Oregon	102
Home Runs Per Game (304 ranked)	32	3	1.54	Georgia	2.57	Oregon	1.82
On Base Percentage (304 ranked)	27	2	0.413	Georgia Tech	0.469	Maryland	0.421
Runs (304 ranked)	23	2	463	Georgia Tech	616	Maryland	464
Sacrifice Bunts (304 ranked)	165	11	20	The Citadel	74	Michigan	33
Sacrifice Flies (303 ranked)	31	2	31	Ark.-Pine Bluff	45	Maryland	38
Scoring (304 ranked)	27	3	8.1	Georgia Tech	10.8	Maryland	8.3
Shutouts (156 ranked)	96	9	2	Southern California	10	Southern California	10
Slugging Percentage (304 ranked)	35	3	0.494	Georgia Tech	0.636	Maryland	0.511
Stolen Bases (304 ranked)	292	16	30	Northeastern	210	Minnesota	106
Stolen Bases Per Game (304 ranked)	295	17	0.53	Northeastern	3.62	Minnesota	2.00
Strikeout-to-Walk Ratio (304 ranked)	13	1	2.90	Auburn	3.74	UCLA	2.90
Strikeouts Per Nine Innings (304 ranked)	35	3	10.0	Wake Forest	12.2	Oregon	11.0
Triple Plays (1 ranked)				12 teams tied	1	Iowa	1
Triples (303 ranked)	76	5	13	New Mexico St. Washington St.	24 24	Washington	20
Triples Per Game (304 ranked)	90	8	0.23	New Mexico St.	0.44	Washington	0.35
WHIP (304 ranked)	3	1	1.18	Oregon St.	1.15	UCLA	1.18
WL Pct (304 ranked)	1	1	0.895	UCLA	0.895	UCLA	0.895
Walks Allowed Per Nine Innings (304 ranked)	21	3	3.43	Auburn	2.82	Michigan St.	3.29

## INDIVIDUAL NATIONAL/BIG TEN PLAYER RANKS

Statistic	Player	National Rank	Conference Rank	Value	National Leader	Value	Conference Leader	Value
Base on Balls (138 ranked)	Roman Martin	138	8	40	Evan Appelwick, Miami (OH)	63	Brayden Martin, Maryland	56
Base on Balls Per Game (149 ranked)					Josiah Overbeek, Army West Point	1.22	Brayden Martin, Maryland	1.00
Batting Average (250 ranked)	Mulivai Levu	245	13	0.342	Tanner Mally, Western Mich.	0.446	Caleb Wulf, Iowa	0.385
Complete Games (56 ranked)	Wylan Moss	56	4	1	Jaden Wywoda, Holy Cross	5	Shane Brinham, Michigan Chris Domke, Ohio St. Carson Jasa, Nebraska	2 2 2
Doubles (120 ranked)	Roman Martin	120	6	17	Troy Sudbrook, Toledo	32	Henry Kaczmar, Ohio St.	26
Doubles Per Game (146 ranked)					Troy Sudbrook, Toledo	0.53	Henry Kaczmar, Ohio St.	0.47
Earned Run Average (200 ranked)	Wylan Moss Logan Reddemann	15 54	2 5	2.40 2.87	Jackson Flora, UC Santa Barbara	1.05	Mason Edwards, Southern California	1.43
Games Started (18 ranked)	Michael Barnett	18	1	15	Andrew Herrmann, Louisiana	17	14 players tied	15
Hit Batters (126 ranked)					Robbie O'Connor, Northeastern	28	Brayton Thomas, Indiana	21
Hit By Pitch Per Game (147 ranked)	Roch Cholowsky Dean West	34 42	2 3	0.42 0.40	Garryn Plummer, FDU	0.67	Jax Gimenez, Oregon	0.44
Hit by Pitch (126 ranked)	Roch Cholowsky Dean West	16 30	1 2	24 22	Garryn Plummer, FDU	37	Roch Cholowsky, UCLA	24
Hits (132 ranked)	Mulivai Levu Roman Martin	67 132	6 11	79 75	Jarren Advincula, Georgia Tech	103	Caleb Wulf, Iowa	89
Hits Allowed Per Nine Innings (150 ranked)	Wylan Moss Logan Reddemann	21 77	4 8	6.15 7.09	Mason Edwards, Southern California	4.58	Mason Edwards, Southern California	4.58
Hits Per Game (146 ranked)	Mulivai Levu	107	6	1.41	Jarren Advincula, Georgia Tech	1.81	Caleb Wulf, Iowa	1.59
Home Runs (123 ranked)	Roch Cholowsky Will Gasparino Mulivai Levu	17 36 56	1 4 6	21 19 17	Tague Davis, Louisville	34	Roch Cholowsky, UCLA	21
Home Runs Per Game (149 ranked)	Roch Cholowsky Will Gasparino Mulivai Levu	29 52 84	4 5 10	0.37 0.34 0.30	Tague Davis, Louisville	0.60	Jackson Hotchkiss, Washington	0.43
On Base Percentage (150 ranked)					Michael Rodriguez, Bethune-Cookman	0.574	Case Sanderson, Nebraska	0.493
Pitching Appearances (121 ranked)	Easton Hawk Cal Randall Ian May Zach Strickland	8 8 74 121	2 2 10 13	31 31 26 25	Riane Ritter, Kansas	35	Sax Matson, Southern California	32
Runs (148 ranked)	Roch Cholowsky Mulivai Levu Dean West	15 75 115	1 4 8	71 60 57	Chris Katz, Mercer	82	Roch Cholowsky, UCLA	71
Runs Batted In (147 ranked)	Will Gasparino Mulivai Levu Roch Cholowsky	53 53 73	2 2 4	62 62 59	Tague Davis, Louisville	98	Dylan Carey, Nebraska	63
Runs Batted In Per Game (150 ranked)	Will Gasparino Mulivai Levu Roch Cholowsky	74 74 132	4 4 10	1.11 1.11 1.04	Tague Davis, Louisville	1.72	Ryan Costello, Maryland	1.20
Runs Per Game (149 ranked)	Roch Cholowsky Mulivai Levu	20 107	1 4	1.25 1.07	Johnathan Gomez, FDU	1.47	Roch Cholowsky, UCLA	1.25
Sacrifice Bunts (112 ranked)	Phoenix Call	112	4	7	Cody Kashimoto, Saint Mary's (CA)	19	Drew Culbertson, Michigan	10
Sacrifice Bunts Per Game (148 ranked)					Cody Kashimoto, Saint Mary's (CA)	0.33	Rhett Stokes, Nebraska	0.18
Sacrifice Flies (117 ranked)	Payton Brennan Roch Cholowsky	53 53	4 4	6 6	Brooks Henderson, UMBC Nicholas Mazzotta, Wagner Jeter Polledo, Bethune-Cookman	11 11 11	Weber Neels, Minnesota	8
Saves (393 ranked)	Easton Hawk	2	1	14	Nick Bonn, Cal Poly	15	Easton Hawk, UCLA	14
Slugging Percentage (249 ranked)	Roch Cholowsky Will Gasparino Mulivai Levu	76 79 147	6 7 11	0.662 0.660 0.619	Landon Hairston, Arizona St.	0.897	Michael Anderson, Penn St.	0.742
Stolen Bases (136 ranked)					Terence Grines, UT Martin	66	Eli Anderson, Purdue	22
Stolen Bases Per Game (149 ranked)					Terence Grines, UT Martin	1.20	Eli Anderson, Purdue	0.40
Strikeout-to-Walk Ratio (149 ranked)	Logan Reddemann	6	2	7.64	Nathan Mertens, Southeast Mo. St.	18.33	Grant Govel, Southern California	7.82
Strikeouts (149 ranked)	Logan Reddemann	108	7	84	Mason Edwards, Southern California	160	Mason Edwards, Southern California	160
Strikeouts Per Nine Innings (150 ranked)	Logan Reddemann Wylan Moss	21 91	3 7	12.67 10.80	Mason Edwards, Southern California	16.30	Mason Edwards, Southern California	16.30
Total Bases (146 ranked)	Roch Cholowsky Mulivai Levu Will Gasparino	43 52 68	1 3 6	145 143 140	Landon Hairston, Arizona St.	200	Roch Cholowsky, UCLA Colby Turner, Michigan	145 145

**INDIVIDUAL NATIONAL/BIG TEN PLAYER RANKS (CONTINUED)**

<b>Statistic</b>	<b>Player</b>	<b>National Rank</b>	<b>Conference Rank</b>	<b>Value</b>	<b>National Leader</b>	<b>Value</b>	<b>Conference Leader</b>	<b>Value</b>
Toughest to Strike Out (150 ranked)					Joseph DeLanzo, UMass Lowell	23.5	Caleb Wulf, Iowa	17.8
Triples (122 ranked)	Payton Brennan Roman Martin	122 122	10 10	3 3	Owen Bond, St. Thomas (MN) Andrew Duncan, Wright St. Max Hartman, Washington St.	8 8 8	Gable Mitchell, Iowa	5
Triples Per Game (146 ranked)					Owen Bond, St. Thomas (MN)	0.18	Gable Mitchell, Iowa	0.09
Victories (88 ranked)	Logan Reddemann	39	3	8	4 players tied	11	Grant Govel, Southern California	10
WHIP (150 ranked)	Logan Reddemann Wylan Moss	11 36	4 5	0.97 1.07	Aidan Flinn, Illinois	0.83	Aidan Flinn, Illinois	0.83
Walks Allowed Per Nine Innings (150 ranked)	Logan Reddemann	24	2	1.66	Nathan Mertens, Southeast Mo. St.	0.44	Grant Govel, Southern California	1.12

# 2026 INDIVIDUAL GAME-BY-GAME STATISTICS

#26 Aguayo, Aiden - 36 games (All games)

Date	Opponent	Pos	AB	R	H	RBI	2B	3B	HR	BB	SB	CS	HBP	SAC	SF	GDP	K	PO	A	E	Avg
Feb 13	UC SAN DIEGO	*2b	3	0	0	0	0	0	0	1	0	0	0	0	0	0	0	2	2	0	.000
Feb 14	UC SAN DIEGO	*2b	3	0	0	1	0	0	0	0	0	0	0	0	1	0	0	1	3	0	.000
Feb 15	UC SAN DIEGO	*2b	4	1	2	2	0	0	1	0	0	0	0	0	0	0	0	1	1	0	.200
Feb 17	TULANE	*2b	5	2	1	0	0	0	0	0	0	0	0	0	0	0	1	0	3	0	.200
Feb 20	TCU	*2b	5	1	1	1	1	0	0	0	0	0	0	0	0	0	0	1	0	0	.200
Feb 21	TCU	*2b	4	2	3	0	1	0	0	0	1	0	0	0	0	0	0	1	3	0	.292
Feb 22	TCU	*2b	5	3	2	2	0	0	0	0	0	0	0	0	0	0	3	3	2	0	.310
Feb 24	SAN DIEGO STATE	*2b	4	0	0	1	0	0	0	0	0	0	0	0	0	0	2	2	2	1	.273
Feb 27	vs Tennessee	*2b	3	2	1	0	0	0	0	2	0	0	0	0	0	0	1	0	2	1	.278
Feb 28	vs Texas A&M	*2b	4	0	1	0	0	0	0	0	0	0	0	0	0	0	2	1	3	0	.275
Mar 01	vs Mississippi State	*2b	3	1	0	0	0	0	0	1	0	0	1	0	0	0	1	3	2	0	.256
Mar 03	CAL STATE FULLERT	*2b	3	0	0	0	0	0	0	2	0	0	0	0	0	0	0	2	2	0	.239
Mar 6	at Ohio State	*2b	3	0	0	0	0	0	0	1	0	0	0	0	0	0	0	1	3	0	.224
Mar 7	at Ohio State	*2b	3	1	1	1	1	0	0	0	0	0	1	0	0	0	2	1	0	1	.231
Mar 15	MICHIGAN	*2b	2	0	0	0	0	0	0	1	0	0	0	0	0	0	0	0	1	0	.222
Mar 28	at Iowa	ph/ss	1	1	1	1	0	0	0	0	0	0	0	0	0	0	0	0	0	0	.236
Mar 31	at UC Irvine	ph/ss	1	0	0	0	0	0	0	0	0	0	0	0	0	0	0	0	1	0	.232
Apr 05	USC	*2b	0	0	0	0	0	0	0	0	0	0	0	0	0	0	0	1	0	0	.232
Apr 07	at Cal State Fullerton	*2b	4	0	1	0	0	0	0	0	0	0	0	0	0	0	1	1	2	0	.233
Apr 11	at Rutgers	*2b	2	0	1	0	0	0	0	1	0	0	0	1	0	1	0	2	2	0	.242
Apr 12	at Rutgers	*2b	5	1	3	3	0	1	0	0	0	0	0	0	0	0	0	0	2	0	.269
Apr 17	MINNESOTA	*2b	3	0	1	1	0	0	0	0	0	0	0	0	0	0	1	1	0	0	.271
Apr 18	MINNESOTA	*2b	3	0	1	0	0	0	0	0	0	0	0	1	0	0	1	1	2	0	.274
Apr 21	HAWAII	*2b	5	0	1	2	1	0	0	0	0	0	0	0	0	0	3	1	4	1	.269
Apr 24	SACRAMENTO STATE	dh	1	1	1	0	0	0	0	0	0	0	0	0	0	0	0	0	0	0	.278
Apr 25	SACRAMENTO STATE	pr/2b	0	0	0	0	0	0	0	0	0	0	0	0	0	0	0	0	1	0	.278
Apr 26	SACRAMENTO STATE	*2b	3	0	0	1	0	0	0	0	0	0	0	0	1	0	0	3	1	0	.268
4/28/2026	at UC Santa Barbara	ss	0	0	0	0	0	0	0	0	0	0	0	0	0	0	0	0	0	0	.268
May 01	at Michigan State	2b	0	0	0	1	0	0	0	0	0	0	0	0	1	0	0	0	0	1	.268
May 02	at Michigan State	*2b	4	0	0	0	0	0	0	0	0	0	0	0	1	0	0	2	4	0	.256
May 03	at Michigan State	*2b	4	2	1	1	0	0	0	0	0	0	1	0	0	0	0	2	1	0	.256
May 09	OREGON	*dh	2	0	0	0	0	0	0	1	0	0	0	0	0	0	1	0	0	0	.250
May 10	OREGON	*2b	2	0	0	0	0	0	0	0	0	0	0	0	0	0	1	1	1	0	.245
May 15	at Washington	*2b/1b	2	2	2	2	0	0	1	3	0	0	0	0	0	0	0	1	1	0	.260
May 16	at Washington	*2b	4	1	0	0	0	0	0	1	0	0	0	0	0	0	1	1	3	0	.250
May 23	vs USC	*2b	2	0	0	0	0	0	0	0	0	0	0	0	0	0	0	2	4	0	.245
Totals		29gs	102	21	25	20	4	1	2	14	1	0	3	2	3	2	21	38	58	5	.245

On base pct. .344 • Slugging pct. .363

#55 Barnett, Michael - 15 appearances (All games)

Date	Opponent	GS	IP	H	R	ER	BB	SO	2B	3B	HR	WP	BK	HBP	IBB	Score	W-L	Sv	ERA	NP
Feb 14	UC SAN DIEGO	*	5.0	2	1	1	2	4	1	0	1	0	0	1	0	7-2	1-0	0	1.80	63
Feb 21	TCU	*	5.0	3	1	1	2	4	0	0	1	0	0	0	0	5-1	2-0	0	1.80	84
Feb 28	vs Texas A&M	*	5.0	1	1	1	3	4	0	0	1	0	0	1	0	11-1	3-0	0	1.80	79
Mar 7	at Ohio State	*	2.2	6	6	4	1	4	1	0	2	0	0	0	0	19-6	3-0	0	3.57	-
Mar 13	MICHIGAN	*	5.0	1	0	0	2	5	0	0	0	0	0	2	0	2-0	4-0	0	2.78	65
Mar 21	MARYLAND	*	3.1	8	3	3	1	4	4	0	1	0	0	0	0	8-3	4-0	0	3.46	67
Mar 28	at Iowa	*	5.1	3	0	0	0	5	0	0	0	0	0	1	0	19-0	5-0	0	2.87	85
Apr 04	USC	*	2.1	7	5	4	1	3	0	0	0	0	0	0	0	9-8	5-0	0	3.74	52
Apr 11	at Rutgers	*	5.0	2	1	1	2	7	0	0	1	1	0	0	0	7-1	6-0	0	3.49	73
Apr 18	MINNESOTA	*	4.1	2	1	1	2	2	0	0	0	2	0	1	0	6-4	6-0	0	3.35	80
Apr 25	SACRAMENTO STATE	*	5.0	3	2	2	3	2	0	0	1	0	0	0	0	5-3	6-0	0	3.38	70
May 02	at Michigan State	*	4.1	4	2	2	4	1	1	0	0	2	0	0	0	4-3	6-0	0	3.44	73
May 09	OREGON	*	4.1	5	4	4	2	3	2	0	1	0	0	1	0	6-9	6-0	0	3.81	75
May 15	at Washington	*	3.2	6	3	3	2	3	2	1	0	0	0	0	0	6-5	6-0	0	4.03	72
May 23	vs USC	*	4.2	8	3	3	1	2	2	0	0	1	0	0	0	7-5	6-0	0	4.15	86
Totals		15	65.0	61	33	30	28	53	13	1	9	6	0	7	0	121-51	6-0	0	4.15	-

#25 Bott, CJ - 8 appearances (All games)

Date	Opponent	GS	IP	H	R	ER	BB	SO	2B	3B	HR	WP	BK	HBP	IBB	Score	W-L	Sv	ERA	NP
Feb 17	TULANE		0.2	1	0	0	0	0	0	0	0	0	0	0	0	13-5	0-0	0	0.00	12
Feb 20	TCU		1.0	1	1	1	3	3	0	0	0	0	0	0	0	10-2	0-0	0	5.40	36
Mar 24	LOYOLA MARYMOUN		1.0	0	0	0	0	0	0	0	0	0	0	0	0	6-2	0-0	0	3.38	12
Mar 31	at UC Irvine		1.0	2	1	1	0	0	1	0	0	0	0	0	0	9-1	0-0	0	4.91	16
Apr 07	at Cal State Fullerton		1.2	1	0	0	0	1	0	0	0	0	0	0	0	7-3	0-0	0	3.38	27
Apr 21	HAWAII		0.2	3	2	2	0	0	1	0	1	0	0	0	0	12-7	0-0	0	6.00	13
May 05	at Loyola Marymount		2.0	0	0	0	0	2	0	0	0	0	0	0	0	8-4	0-0	0	4.50	28
May 14	at Washington		2.0	2	2	2	3	2	0	1	0	1	0	0	0	0-8	0-0	0	5.40	43
Totals		0	10.0	10	6	6	6	8	2	1	1	1	0	0	0	65-32	0-0	0	5.40	-

#11 Brennan, Payton - 57 games (All games)

Date	Opponent	Pos	AB	R	H	RBI	2B	3B	HR	BB	SB	CS	HBP	SAC	SF	GDP	K	PO	A	E	Avg
Feb 13	UC SAN DIEGO	*of	4	1	2	4	1	0	0	1	0	1	0	0	0	0	1	2	0	0	.500
Feb 14	UC SAN DIEGO	*of	4	1	2	1	0	0	1	0	1	0	0	0	0	0	1	3	0	0	.500
Feb 15	UC SAN DIEGO	*of	3	1	0	0	0	0	0	1	0	0	0	0	0	0	0	3	0	0	.364
Feb 17	TULANE	*of	4	0	0	0	0	0	0	1	0	0	0	0	0	0	0	2	0	0	.267
Feb 20	TCU	*of	5	0	0	0	0	0	0	0	0	0	0	0	0	0	1	0	0	0	.200
Feb 21	TCU	*of	4	0	0	0	0	0	0	0	0	0	0	0	0	0	2	0	0	0	.167
Feb 22	TCU	*of	3	1	1	2	0	0	0	2	0	0	0	0	0	0	0	1	0	0	.185
Feb 24	SAN DIEGO STATE	*of	3	0	1	0	0	0	0	1	0	1	0	0	0	0	1	3	0	0	.200
Feb 27	vs Tennessee	*of	4	2	1	1	0	0	1	0	0	0	1	0	0	1	2	2	0	0	.206
Feb 28	vs Texas A&M	*of	3	1	1	2	1	0	0	0	0	0	0	0	1	0	1	3	1	0	.216
Mar 01	vs Mississippi State	*of	4	1	1	0	0	0	0	1	1	0	0	0	0	0	1	1	0	0	.220
Mar 03	CAL STATE FULLERT	*of	4	0	0	0	0	0	0	1	0	0	0	0	0	0	1	1	1	0	.200
Mar 6	at Ohio State	*of	4	0	0	0	0	0	0	1	0	0	0	0	0	0	1	0	0	0	.184
Mar 7	at Ohio State	*of	4	2	2	3	1	0	0	1	0	0	1	0	0	0	1	3	0	0	.208
Mar 8	at Ohio State	*of	5	0	1	1	1	0	0	0	0	0	1	0	0	0	2	3	0	0	.207
Mar 10	UC IRVINE	*of	3	1	0	0	0	0	0	1	0	0	0	0	0	0	0	2	0	0	.197
Mar 13	MICHIGAN	*of	4	1	1	2	0	0	0	0	0	0	0	0	1	0	0	3	0	0	.200
Mar 13	MICHIGAN	*of	3	0	0	0	0	0	0	0	0	0	1	0	0	0	3	0	0	0	.191
Mar 15	MICHIGAN	*of	2	0	0	0	0	0	0	1	0	0	0	1	0	1	0	2	0	0	.186
Mar 17	PEPPERDINE	*dh	4	2	3	1	1	0	1	0	0	0	0	0	0	0	1	0	0	0	.216
Mar 20	MARYLAND	*of	4	1	2	2	0	0	0	0	0	0	1	0	0	0	1	1	0	0	.231
Mar 21	MARYLAND	*of	5	1	1	3	0	0	1	0	0	0	0	0	0	0	2	2	0	0	.229
Mar 22	MARYLAND	*of	3	1	0	1	0	0	0	1	0	0	1	0	0	0	0	3	0	0	.221
Mar 24	LOYOLA MARYMOUN	*dh	2	1	0	0	0	0	0	1	2	0	1	0	0	0	0	0	0	0	.216
Mar 27	at Iowa	*of	4	1	1	1	0	0	1	0	0	0	0	0	0	0	3	2	0	0	.217
Mar 28	at Iowa	*of	5	1	1	0	0	0	0	0	0	0	0	0	0	0	2	2	0	0	.216
Mar 29	at Iowa	*of	6	0	1	2	0	0	0	0	0	0	0	0	0	0	2	3	0	0	.214
Mar 31	at UC Irvine	*of	5	1	1	1	0	0	0	0	0	0	1	0	0	0	1	1	0	0	.213
Apr 03	USC	*of	5	2	3	3	1	0	0	0	0	0	0	0	0	0	1	2	0	0	.230
Apr 04	USC	*of	4	2	3	3	0	0	1	1	0	0	0	0	0	0	1	2	0	0	.248
Apr 05	USC	*of	4	0	3	0	0	0	0	0	0	0	1	0	0	0	0	5	0	0	.264
Apr 07	at Cal State Fullerton	*of	4	0	1	0	0	0	0	0	0	0	0	0	0	0	2	3	0	0	.264
Apr 10	at Rutgers	*of	5	1	2	1	0	0	0	1	0	0	1	0	0	0	1	1	0	0	.269
Apr 11	at Rutgers	*of	5	1	1	1	0	0	0	0	0	0	0	0	0	0	2	0	0	0	.267
Apr 12	at Rutgers	*of	5	1	1	0	0	0	0	0	1	0	0	0	0	0	2	4	0	0	.264
Apr 14	UC SANTA BARBARA	*of	3	0	0	0	0	0	0	1	0	0	0	0	0	0	2	1	0	0	.259
Apr 17	MINNESOTA	*of	3	1	0	0	0	0	0	0	0	0	1	0	0	0	3	1	0	0	.253
Apr 18	MINNESOTA	*of	4	1	1	1	0	0	1	0	1	0	0	0	0	0	0	3	0	0	.253
Apr 19	MINNESOTA	*of	2	0	0	0	0	0	0	1	0	0	1	0	0	0	2	3	0	0	.250
Apr 21	HAWAII	*of	5	1	2	0	0	0	0	0	0	0	0	0	0	0	1	1	0	0	.255
Apr 24	SACRAMENTO STATE	*of	4	1	2	0	1	0	0	0	0	0	0	0	0	0	1	0	0	0	.261
Apr 25	SACRAMENTO STATE	*of	4	1	1	0	1	0	0	0	0	0	0	0	0	0	1	0	0	0	.261
Apr 26	SACRAMENTO STATE	*of	3	2	1	0	0	1	0	1	0	0	0	0	0	0	1	2	0	0	.262
4/28/2026	at UC Santa Barbara	*of	2	2	2	4	1	0	1	1	0	0	0	0	1	0	0	3	0	0	.271
May 01	at Michigan State	*of	3	1	1	0	0	0	0	1	0	0	0	0	0	0	0	2	0	0	.272
May 02	at Michigan State	*of	4	1	1	2	0	0	0	0	0	0	0	0	0	0	0	5	0	0	.271
May 03	at Michigan State	*of	3	2	2	2	1	0	0	0	0	0	1	0	0	0	1	0	2	0	.278
May 05	at Loyola Marymount	*of	4	0	0	1	0	0	0	0	0	0	0	0	1	0	0	1	0	1	.272
May 08	OREGON	*of	3	2	2	2	0	0	1	1	0	0	0	0	0	0	0	2	0	0	.278
May 09	OREGON	*of	3	1	1	1	1	0	0	1	0	0	0	0	0	0	2	0	0	0	.279
May 10	OREGON	*of	4	2	3	0	0	0	0	0	0	0	0	0	0	0	1	2	0	0	.289
May 14	at Washington	*of	4	0	2	0	0	1	0	0	0	0	0	0	0	0	0	5	0	0	.293
May 15	at Washington	*of	5	0	0	0	0	0	0	0	0	0	0	0	0	0	0	0	0	0	.286
May 16	at Washington	*of	4	0	0	1	0	0	0	0	0	0	0	0	0	0	2	5	0	0	.280
May 22	vs Purdue	*of	2	0	1	2	0	0	0	1	0	0	0	0	1	0	1	1	0	0	.282
May 23	vs USC	*of	4	0	1	0	0	0	0	0	0	0	0	0	0	0	0	2	0	0	.282
May 24	vs Oregon	*of/of	2	2	2	0	0	1	0	2	0	0	1	0	0	0	0	3	0	0	.288
Totals		57gs	215	48	62	51	11	3	9	26	6	2	14	1	6	2	56	110	2	3	.288

On base pct. .391 • Slugging pct. .493

#6 Cadiz, Dominic - 36 games (All games)

Date	Opponent	Pos	AB	R	H	RBI	2B	3B	HR	BB	SB	CS	HBP	SAC	SF	GDP	K	PO	A	E	Avg
Feb 13	UC SAN DIEGO	*dh	4	1	1	0	1	0	0	0	0	0	0	0	0	0	1	0	0	0	.250
Feb 14	UC SAN DIEGO	*dh	1	0	0	0	0	0	0	1	0	0	0	0	0	0	0	0	0	0	.200
Feb 17	TULANE	*dh	4	1	0	0	0	0	0	0	0	0	0	0	0	1	0	0	0	0	.111
Feb 22	TCU	*dh	3	2	1	1	0	0	1	0	0	0	1	0	0	0	0	0	0	0	.167
Feb 24	SAN DIEGO STATE	*dh	3	0	0	0	0	0	0	0	0	0	0	0	0	0	0	0	0	0	.133
Feb 27	vs Tennessee	*dh	4	1	0	0	0	0	0	0	0	0	0	0	0	0	1	0	0	0	.105
Feb 28	vs Texas A&M	*dh	3	2	2	0	1	0	0	1	0	0	0	0	0	0	0	0	0	0	.182
Mar 01	vs Mississippi State	*dh	4	0	1	0	0	0	0	0	0	0	0	0	0	0	0	0	0	0	.192
Mar 03	CAL STATE FULLERT	ph	1	0	1	1	0	0	0	0	0	0	0	0	0	0	0	0	0	0	.222
Mar 6	at Ohio State	*dh	3	0	0	1	0	0	0	1	0	0	0	0	0	1	0	0	0	0	.200
Mar 7	at Ohio State	*dh	3	0	0	0	0	0	0	0	0	0	0	0	0	0	2	0	0	0	.182
Mar 8	at Ohio State	ph	1	0	0	0	0	0	0	1	0	0	0	0	0	0	0	0	0	0	.176
Mar 13	MICHIGAN	*dh	4	0	1	1	1	0	0	0	0	0	0	0	0	0	1	0	0	0	.184
Mar 13	MICHIGAN	*dh	1	0	0	0	0	0	0	1	0	0	0	0	0	0	0	0	0	0	.179
Mar 15	MICHIGAN	*dh	2	0	2	2	0	0	0	0	0	0	0	0	1	0	0	0	0	0	.220
Mar 20	MARYLAND	*dh	3	1	2	0	0	0	0	0	0	0	1	0	0	0	0	0	0	0	.250
Mar 21	MARYLAND	*dh	4	0	1	0	1	0	0	0	0	0	0	0	0	0	1	0	0	0	.250
Mar 22	MARYLAND	1b	1	0	1	1	0	0	0	0	0	0	0	0	0	0	0	1	0	0	.265
Mar 28	at Iowa	*dh	3	2	2	5	0	0	1	0	0	0	1	0	0	0	0	0	0	0	.288
Mar 31	at UC Irvine	*dh	1	0	0	0	0	0	0	1	0	0	0	0	0	0	1	0	0	0	.283
Apr 03	USC	*dh	5	1	2	0	0	0	0	0	0	0	0	0	0	0	3	0	0	0	.293
Apr 04	USC	*dh	2	1	1	2	1	0	0	2	0	0	0	0	0	0	1	0	0	0	.300
Apr 05	USC	ph	1	0	0	0	0	0	0	0	0	0	0	0	0	0	1	0	0	0	.295
Apr 10	at Rutgers	ph/dh	2	0	0	0	0	0	0	0	0	0	0	0	0	0	1	0	0	0	.286
Apr 14	UC SANTA BARBARA	ph/dh	1	0	0	0	0	0	0	0	0	0	1	0	0	0	0	0	0	0	.281
Apr 19	MINNESOTA	*dh	3	0	0	0	0	0	0	0	0	0	0	0	0	0	0	0	0	0	.269
Apr 21	HAWAII	dh	1	0	0	0	0	0	0	0	0	0	0	0	0	0	0	0	0	0	.265
Apr 26	SACRAMENTO STATE	*dh	2	0	0	0	0	0	0	0	0	0	0	0	0	0	0	0	0	0	.257
4/28/2026	at UC Santa Barbara	*dh	4	2	1	0	0	0	0	1	0	0	0	0	0	0	0	0	0	0	.257
May 01	at Michigan State	*dh	2	0	0	0	0	0	0	0	0	0	0	0	0	0	0	0	0	0	.250
May 02	at Michigan State	*dh	1	0	0	0	0	0	0	1	0	0	0	0	0	1	0	0	0	0	.247
May 05	at Loyola Marymount	*1b	4	1	1	0	0	0	0	1	0	0	0	0	0	0	0	9	0	0	.247
May 15	at Washington	*dh	1	0	0	0	0	0	0	0	0	0	0	0	0	0	0	0	0	0	.244
May 16	at Washington	ph/dh	1	0	0	0	0	0	0	0	0	0	0	0	0	0	1	0	0	0	.241
May 23	vs USC	*dh	2	1	2	1	0	0	0	0	0	0	0	0	0	0	0	0	0	0	.259
May 24	vs Oregon	*dh	1	0	0	0	0	0	0	1	0	0	0	0	0	0	1	0	0	0	.256
Totals		28gs	86	16	22	15	5	0	2	12	0	0	4	0	1	3	15	10	0	0	.256

On base pct. .369 • Slugging pct. .384

#4 Call, Phoenix - 37 games (All games)

Date	Opponent	Pos	AB	R	H	RBI	2B	3B	HR	BB	SB	CS	HBP	SAC	SF	GDP	K	PO	A	E	Avg
Mar 03	CAL STATE FULLERT	*dh	3	1	0	0	0	0	0	0	0	0	1	0	0	0	1	0	0	0	.000
Mar 6	at Ohio State	pr/2b	0	0	0	0	0	0	0	0	0	0	0	0	0	0	0	0	1	0	.000
Mar 7	at Ohio State	2b	0	0	0	0	0	0	0	0	0	0	0	0	0	0	0	0	1	0	.000
Mar 8	at Ohio State	*2b	2	1	1	1	0	0	0	2	0	0	1	0	0	0	1	4	1	0	.200
Mar 10	UC IRVINE	*2b	3	2	2	0	1	0	0	0	0	0	1	0	0	0	0	0	0	0	.375
Mar 13	MICHIGAN	*2b	3	1	1	0	1	0	0	1	0	0	0	0	0	0	2	0	2	1	.364
Mar 13	MICHIGAN	*2b	2	0	0	0	0	0	0	0	0	0	1	1	0	0	1	1	4	0	.308
Mar 15	MICHIGAN	pr/2b	0	1	0	0	0	0	0	0	0	0	0	0	0	0	0	0	1	0	.308
Mar 17	PEPPERDINE	*2b	4	0	1	2	0	0	0	0	1	0	0	0	0	0	2	1	4	0	.294
Mar 20	MARYLAND	*2b	2	1	2	0	0	0	0	0	0	0	2	0	0	0	0	2	3	0	.368
Mar 21	MARYLAND	*2b	3	2	0	0	0	0	0	1	0	0	0	0	1	0	3	4	0	0	.318
Mar 22	MARYLAND	*2b	0	2	0	1	0	0	0	3	0	0	1	0	1	0	0	1	3	0	.318
Mar 24	LOYOLA MARYMOUN	*2b	2	0	0	0	0	0	0	1	0	0	0	1	0	0	1	3	2	0	.292
Mar 27	at Iowa	*2b	4	0	1	1	0	0	0	0	0	0	0	0	0	0	3	1	2	0	.286
Mar 28	at Iowa	*2b	3	2	3	3	1	0	1	0	0	0	1	0	0	0	0	2	2	0	.355
Mar 29	at Iowa	*2b	5	0	0	0	0	0	0	0	0	0	0	0	0	0	3	0	2	0	.306
Mar 31	at UC Irvine	*2b	2	1	1	0	0	0	0	3	0	0	0	0	0	0	1	2	3	0	.316
Apr 03	USC	*2b	3	1	0	0	0	0	0	1	0	0	0	1	0	0	1	3	2	0	.293
Apr 04	USC	*2b	4	0	1	0	0	0	0	0	0	0	0	0	0	0	2	3	2	2	.289
Apr 05	USC	*2b/of	2	1	0	0	0	0	0	1	0	0	0	1	0	0	0	3	3	0	.277
Apr 07	at Cal State Fullerton	*of	3	1	0	0	0	0	0	1	0	0	0	0	0	0	2	3	1	1	.260
Apr 10	at Rutgers	*2b	6	0	0	0	0	0	0	1	0	0	0	0	0	1	3	0	2	0	.232
Apr 14	UC SANTA BARBARA	*2b	4	0	0	0	0	0	0	0	0	0	0	0	0	0	1	1	3	0	.217
Apr 19	MINNESOTA	*2b	3	0	0	0	0	0	0	0	0	0	0	0	0	0	1	2	3	0	.206
Apr 24	SACRAMENTO STATE	*2b	3	0	2	0	0	0	0	0	0	0	0	1	0	0	0	1	1	0	.227
Apr 25	SACRAMENTO STATE	*2b	2	0	0	0	0	0	0	0	0	0	1	0	0	0	0	2	4	0	.221
4/28/2026	at UC Santa Barbara	*2b	3	1	2	3	2	0	0	1	0	0	1	0	0	0	1	3	2	0	.239
May 01	at Michigan State	*2b	2	0	0	0	0	0	0	0	0	0	0	0	0	0	1	1	2	0	.233
May 05	at Loyola Marymount	*2b	4	2	2	0	0	1	0	1	1	0	0	0	0	0	0	2	2	0	.247
May 08	OREGON	*2b	4	0	0	0	0	0	0	0	0	0	0	0	0	0	3	0	2	0	.235
May 09	OREGON	*2b	3	0	0	0	0	0	0	1	1	0	0	0	0	1	0	0	3	1	.226
May 10	OREGON	pr/2b	0	2	0	0	0	0	0	0	0	0	1	0	0	0	0	0	1	0	.226
May 14	at Washington	*2b	4	0	0	0	0	0	0	0	0	0	0	0	0	0	0	1	1	1	.216
May 15	at Washington	pr/2b	0	1	0	0	0	0	0	0	0	0	0	0	0	0	0	0	0	0	.216
May 22	vs Purdue	*2b	3	0	0	0	0	0	0	0	0	0	0	1	0	0	1	2	1	0	.209
May 23	vs USC	ph/2b	1	0	0	0	0	0	0	0	0	0	0	1	0	0	0	0	1	1	.207
May 24	vs Oregon	*2b	4	0	0	1	0	0	0	0	0	0	1	0	0	0	1	1	4	0	.198
Totals		31gs	96	23	19	12	5	1	1	18	3	0	12	7	1	3	32	47	76	7	.198

On base pct. .386 • Slugging pct. .302

#99 Cervantes, Angel - 18 appearances (All games)

Date	Opponent	GS	IP	H	R	ER	BB	SO	2B	3B	HR	WP	BK	HBP	IBB	Score	W-L	Sv	ERA	NP
Feb 14	UC SAN DIEGO		1.0	2	1	1	2	0	0	0	0	0	0	0	0	7-2	0-0	0	9.00	27
Feb 17	TULANE	*	2.1	5	4	4	1	1	3	0	0	0	0	0	0	13-5	0-0	0	13.50	48
Feb 24	SAN DIEGO STATE	*	3.0	2	1	1	0	1	0	0	1	0	0	1	0	3-4	0-0	0	8.53	43
Mar 03	CAL STATE FULLERT	*	2.1	4	1	1	0	1	1	0	0	0	0	0	0	4-3	0-0	0	7.27	40
Mar 7	at Ohio State		0.1	0	0	0	0	0	0	0	0	0	0	0	0	19-6	0-0	0	7.00	-
Mar 10	UC IRVINE	*	3.0	0	0	0	0	2	0	0	0	0	0	0	0	11-1	1-0	0	5.25	28
Mar 17	PEPPERDINE	*	2.2	3	3	3	1	1	2	0	0	0	0	0	0	5-4	1-0	0	6.14	39
Mar 24	LOYOLA MARYMOUN	*	1.2	4	1	1	0	4	1	0	1	0	0	0	0	6-2	1-0	0	6.06	38
Mar 31	at UC Irvine	*	2.0	3	0	0	1	2	1	0	0	0	0	0	0	9-1	2-0	0	5.40	39
Apr 07	at Cal State Fullerton	*	3.0	5	3	3	0	0	1	0	0	0	0	0	0	7-3	2-0	0	5.91	50
Apr 14	UC SANTA BARBARA	*	3.0	3	2	2	1	3	1	0	0	0	0	0	0	0-4	2-1	0	5.92	37
Apr 21	HAWAII	*	2.0	4	2	1	0	1	0	0	0	2	0	0	0	12-7	2-1	0	5.81	43
4/28/2026	at UC Santa Barbara	*	5.0	4	1	1	0	3	0	0	1	0	0	2	0	15-3	3-1	0	5.17	-
May 02	at Michigan State		1.0	2	0	0	0	0	0	0	0	0	0	0	0	4-3	3-1	0	5.01	20
May 05	at Loyola Marymount	*	2.0	1	1	0	0	2	0	0	0	1	0	0	0	8-4	4-1	0	4.72	30
May 10	OREGON		2.0	1	0	0	1	1	0	0	0	0	0	0	0	9-6	4-1	0	4.46	33
May 16	at Washington	*	3.0	1	1	1	4	3	1	0	0	0	0	0	0	6-1	4-1	0	4.35	70
May 24	vs Oregon	*	5.0	4	0	0	3	5	0	0	0	0	0	0	0	3-2	4-1	0	3.86	91
Totals		14	44.1	48	21	19	14	30	11	0	3	3	0	3	0	141-61	4-1	0	3.86	-

#1 Cholowsky, Roch - 57 games (All games)

Date	Opponent	Pos	AB	R	H	RBI	2B	3B	HR	BB	SB	CS	HBP	SAC	SF	GDP	K	PO	A	E	Avg
Feb 13	UC SAN DIEGO	*ss	4	2	1	0	1	0	0	1	0	0	0	0	0	0	0	1	3	0	.250
Feb 14	UC SAN DIEGO	*ss	4	2	2	2	1	0	1	0	0	0	0	0	1	0	1	2	3	0	.375
Feb 15	UC SAN DIEGO	*ss	4	1	1	0	0	0	0	1	0	0	0	0	0	0	1	1	1	0	.333
Feb 17	TULANE	*ss	4	4	3	3	1	0	2	1	0	0	0	0	0	0	0	0	5	0	.438
Feb 20	TCU	*ss	5	2	2	5	0	0	2	0	0	0	1	0	0	0	1	1	3	0	.429
Feb 21	TCU	*ss	3	0	1	1	0	0	0	0	0	0	1	0	0	0	0	4	2	0	.417
Feb 22	TCU	*ss	4	2	1	1	0	0	1	1	0	0	0	0	0	0	1	0	2	0	.393
Feb 24	SAN DIEGO STATE	*ss	2	1	1	0	0	0	0	1	1	0	1	0	0	0	1	2	4	0	.400
Feb 27	vs Tennessee	*ss	3	1	1	1	1	0	0	0	0	0	1	0	1	0	0	0	2	0	.394
Feb 28	vs Texas A&M	*ss	4	1	1	0	0	0	0	0	0	0	0	0	0	0	0	0	6	0	.378
Mar 01	vs Mississippi State	*ss	4	1	1	2	0	0	1	0	0	0	1	0	0	0	0	4	2	0	.366
Mar 03	CAL STATE FULLERT	*ss	3	0	0	1	0	0	0	1	0	0	0	0	1	0	1	2	4	0	.341
Mar 6	at Ohio State	*ss	2	4	1	2	0	0	1	3	0	0	1	0	0	0	0	0	1	0	.348
Mar 7	at Ohio State	*ss	5	1	0	0	0	0	0	1	0	0	0	0	0	0	2	1	2	1	.314
Mar 8	at Ohio State	*ss	4	2	1	0	0	0	0	2	0	0	0	0	0	0	1	2	2	0	.309
Mar 10	UC IRVINE	*ss	2	2	1	4	0	0	1	1	0	0	0	0	1	0	0	1	0	0	.316
Mar 13	MICHIGAN	*ss	5	1	3	2	0	0	0	0	0	0	0	0	0	0	0	0	2	1	.339
Mar 13	MICHIGAN	*ss	2	1	1	0	0	0	0	1	0	0	1	0	0	0	0	2	0	2	.344
Mar 15	MICHIGAN	*ss	4	1	3	3	0	0	1	0	0	0	1	0	0	0	1	1	1	0	.368
Mar 17	PEPPERDINE	*ss	4	0	0	0	0	0	0	0	0	0	1	0	0	0	0	2	4	0	.347
Mar 20	MARYLAND	*ss	4	2	1	2	0	0	0	0	0	0	1	0	0	0	1	0	1	0	.342
Mar 21	MARYLAND	*ss	5	0	1	1	1	0	0	0	0	0	0	0	0	0	1	2	7	1	.333
Mar 22	MARYLAND	*ss	6	1	2	1	0	0	0	0	0	0	0	0	0	0	2	1	2	0	.333
Mar 24	LOYOLA MARYMOUN	*ss	4	2	3	0	1	0	0	1	0	0	0	0	0	0	0	1	1	0	.352
Mar 27	at Iowa	*ss	4	1	1	0	0	0	0	1	0	0	0	0	0	0	0	1	2	0	.347
Mar 28	at Iowa	*ss	3	1	1	1	1	0	0	1	0	0	1	0	0	0	1	0	1	0	.347
Mar 29	at Iowa	*ss	2	3	1	0	1	0	0	2	0	0	2	0	0	0	0	2	3	0	.350
Mar 31	at UC Irvine	*ss	4	1	1	2	0	0	0	0	0	0	1	0	0	0	1	1	0	0	.346
Apr 03	USC	*ss	6	1	2	0	0	0	0	0	0	0	0	0	0	0	2	0	3	0	.345
Apr 04	USC	*ss	5	0	0	1	0	0	0	0	0	0	0	0	0	0	1	0	3	0	.330
Apr 05	USC	*ss	5	3	3	3	0	0	1	0	0	0	0	0	0	0	0	0	3	0	.342
Apr 07	at Cal State Fullerton	*ss	5	2	3	3	0	0	2	0	0	0	0	0	0	0	0	1	1	0	.352
Apr 10	at Rutgers	*ss	4	1	0	0	0	0	0	2	0	0	1	0	0	1	1	1	2	0	.341
Apr 11	at Rutgers	*ss	4	0	1	0	0	0	0	1	0	0	0	0	0	0	0	0	4	0	.338
Apr 12	at Rutgers	*ss	4	0	1	1	0	0	0	0	0	0	0	0	1	0	1	0	2	0	.336
Apr 14	UC SANTA BARBARA	*ss	2	0	0	0	0	0	0	0	0	0	2	0	0	0	2	1	2	0	.331
Apr 17	MINNESOTA	*ss	3	0	0	1	0	0	0	0	0	0	0	0	1	1	1	2	4	0	.324
Apr 18	MINNESOTA	*ss	2	1	1	0	0	0	0	1	0	0	2	0	0	0	0	0	2	0	.326
Apr 19	MINNESOTA	*ss	4	1	1	0	1	0	0	0	0	0	0	0	0	0	2	3	3	0	.324
Apr 21	HAWAII	*ss	4	3	2	1	1	0	1	0	0	0	1	0	0	0	1	3	1	1	.329
Apr 24	SACRAMENTO STATE	*ss	4	1	0	0	0	0	0	1	0	0	0	0	0	0	1	2	5	0	.321
Apr 25	SACRAMENTO STATE	*ss	5	1	2	1	0	0	1	0	0	0	0	0	0	0	0	0	2	0	.323
Apr 26	SACRAMENTO STATE	*ss	5	2	2	4	0	0	2	0	0	0	0	0	0	0	0	0	4	1	.325
4/28/2026	at UC Santa Barbara	*ss	3	3	2	3	0	0	1	2	0	0	0	0	0	1	0	0	4	0	.331
May 01	at Michigan State	*ss	3	1	0	0	0	0	0	0	0	0	1	0	0	1	0	1	2	1	.326
May 02	at Michigan State	*ss	5	1	3	0	0	0	0	0	0	0	0	0	0	0	0	1	4	0	.333
May 03	at Michigan State	*ss	5	1	2	3	0	0	0	1	0	0	0	0	0	0	0	1	5	0	.335
May 05	at Loyola Marymount	*ss	3	1	1	0	0	0	0	1	0	0	1	0	0	0	0	1	5	0	.335
May 08	OREGON	*ss	3	3	1	0	0	0	0	1	0	0	0	0	0	0	0	0	2	0	.335
May 09	OREGON	*ss	5	2	2	2	0	0	2	0	0	0	0	0	0	0	0	3	2	0	.337
May 10	OREGON	*ss	5	1	2	2	0	0	1	0	0	0	0	0	0	0	3	2	2	0	.338
May 14	at Washington	*ss	2	0	0	0	0	0	0	1	0	0	1	0	0	0	1	0	1	0	.335
May 15	at Washington	*ss	3	0	0	0	0	0	0	2	0	0	0	0	0	0	1	4	2	0	.330
May 16	at Washington	*ss	3	1	1	0	0	0	0	2	0	0	0	0	0	0	1	0	0	0	.330
May 22	vs Purdue	*ss	4	1	1	0	0	0	0	1	0	0	0	0	0	0	0	0	2	0	.329
May 23	vs USC	*ss	5	0	0	0	0	0	0	0	0	0	0	0	0	1	0	1	2	0	.321
May 24	vs Oregon	*ss	4	0	3	0	0	0	0	0	0	0	1	0	0	0	0	2	3	0	.329
Totals		57gs	219	71	72	59	10	0	21	35	1	0	24	0	6	5	34	62	144	8	.329

On base pct. .461 • Slugging pct. .662

#40 Dugger, Cashel - 51 games (All games)

Date	Opponent	Pos	AB	R	H	RBI	2B	3B	HR	BB	SB	CS	HBP	SAC	SF	GDP	K	PO	A	E	Avg
Feb 13	UC SAN DIEGO	*c	3	0	1	1	0	0	0	1	0	0	0	0	0	0	0	11	0	0	.333
Feb 14	UC SAN DIEGO	*c	4	2	3	2	1	0	1	0	0	0	0	0	0	0	0	7	1	0	.571
Feb 15	UC SAN DIEGO	*c	4	0	0	0	0	0	0	0	0	0	0	0	0	0	0	8	0	0	.364
Feb 17	TULANE	*c	5	2	2	1	1	0	0	0	0	0	0	0	0	0	1	5	0	0	.375
Feb 20	TCU	*c	5	0	2	0	1	0	0	0	0	0	0	0	0	0	1	14	0	0	.381
Feb 21	TCU	*c	4	0	0	0	0	0	0	0	0	0	0	0	0	1	1	14	1	0	.320
Feb 22	TCU	*c	3	2	0	0	0	0	0	1	0	0	1	0	0	0	1	7	0	0	.286
Feb 24	SAN DIEGO STATE	*c	4	0	0	0	0	0	0	0	0	0	0	0	0	0	1	10	1	0	.250
Feb 27	vs Tennessee	*c	5	0	2	2	1	0	0	0	0	0	0	0	0	1	0	13	0	0	.270
Feb 28	vs Texas A&M	*c	4	0	1	2	1	0	0	0	0	0	0	0	0	0	2	7	0	0	.268
Mar 01	vs Mississippi State	*c	4	1	1	1	0	0	0	0	0	0	1	0	0	0	0	12	3	0	.267
Mar 6	at Ohio State	*c	4	0	1	0	0	0	0	0	0	0	1	0	0	0	1	14	0	0	.265
Mar 7	at Ohio State	*c	3	2	2	1	0	0	0	2	0	0	0	0	0	0	1	12	0	0	.288
Mar 8	at Ohio State	*c	6	1	1	1	0	0	0	0	0	0	0	0	0	0	2	12	1	0	.276
Mar 10	UC IRVINE	*c	4	1	2	4	0	0	1	0	0	0	0	0	0	0	1	10	0	0	.290
Mar 13	MICHIGAN	*c	4	1	2	2	1	0	0	0	0	0	1	0	0	0	0	9	1	0	.303
Mar 13	MICHIGAN	*c	3	0	0	0	0	0	0	1	0	0	0	0	0	0	2	12	1	1	.290
Mar 15	MICHIGAN	*c	1	1	0	0	0	0	0	4	0	0	0	0	0	0	0	13	0	0	.286
Mar 17	PEPPERDINE	*c	0	0	0	0	0	0	0	0	0	0	0	0	0	0	0	3	0	1	.286
Mar 20	MARYLAND	*c	4	2	2	4	0	0	1	0	0	0	0	0	0	0	0	8	0	0	.297
Mar 21	MARYLAND	*c	3	0	1	1	0	0	0	1	0	0	0	0	0	0	1	9	0	0	.299
Mar 22	MARYLAND	*c	3	2	0	0	0	0	0	1	0	0	1	0	0	0	0	6	1	0	.287
Mar 27	at Iowa	*c	3	1	1	0	0	0	0	1	0	0	0	0	0	0	1	11	0	0	.289
Mar 28	at Iowa	*c	4	4	3	1	1	0	0	1	0	0	0	0	0	0	0	6	2	0	.310
Mar 29	at Iowa	*c	3	1	0	0	0	0	0	1	0	0	1	0	0	0	1	11	0	0	.300
Apr 03	USC	*c	4	0	0	0	0	0	0	1	0	0	0	0	0	0	1	9	2	0	.287
Apr 04	USC	*c	3	0	0	1	0	0	0	0	0	0	0	0	1	0	0	7	1	1	.278
Apr 05	USC	*c	4	0	1	0	0	0	0	0	0	0	0	0	0	0	0	6	1	0	.277
Apr 07	at Cal State Fullerton	*c	0	0	0	0	0	0	0	0	0	0	0	0	0	0	0	2	0	0	.277
Apr 10	at Rutgers	*c	5	0	1	1	0	0	0	1	0	0	1	0	0	0	0	29	1	0	.274
Apr 11	at Rutgers	*c	4	2	2	1	0	0	1	1	0	0	0	0	0	0	0	9	1	0	.282
Apr 12	at Rutgers	*c	4	1	3	1	0	0	0	1	0	0	0	0	0	0	0	9	0	0	.298
Apr 14	UC SANTA BARBARA	*c	4	0	0	0	0	0	0	0	0	0	0	0	0	0	1	7	2	1	.288
Apr 17	MINNESOTA	*c	3	1	1	1	1	0	0	0	0	0	0	0	0	0	1	9	0	0	.289
Apr 18	MINNESOTA	*c	3	0	1	0	0	0	0	1	0	0	0	0	0	0	1	9	0	0	.290
Apr 19	MINNESOTA	*c	4	0	0	0	0	0	0	0	0	0	0	0	0	0	0	6	0	0	.281
Apr 24	SACRAMENTO STATE	*c	3	1	0	0	0	0	0	1	0	0	0	0	0	0	1	12	0	0	.275
Apr 25	SACRAMENTO STATE	*c	3	1	1	0	0	0	0	1	0	0	0	0	0	1	0	7	0	0	.276
4/28/2026	at UC Santa Barbara	*c	2	1	1	1	0	0	0	2	0	0	0	0	1	0	0	6	0	0	.279
May 01	at Michigan State	*c	3	1	1	1	1	0	0	1	0	0	0	0	0	0	1	11	0	0	.281
May 02	at Michigan State	*c	3	0	3	2	0	0	0	1	0	0	0	0	0	0	0	1	3	0	.296
May 03	at Michigan State	*c	5	0	1	1	0	0	0	0	0	0	0	0	0	1	0	10	0	0	.293
May 08	OREGON	*c	1	0	0	1	0	0	0	2	0	0	1	0	0	0	1	9	0	0	.291
May 09	OREGON	*c	3	0	1	1	0	0	0	1	0	0	0	0	0	0	2	12	1	0	.291
May 10	OREGON	*c	4	1	1	0	0	0	0	0	0	0	0	0	0	0	1	5	3	0	.290
May 14	at Washington	*c	3	0	0	0	0	0	0	1	0	0	0	0	0	0	1	11	0	0	.285
May 15	at Washington	*c	3	1	1	2	0	0	0	2	0	0	0	0	0	0	1	11	1	0	.286
May 16	at Washington	*c	4	0	0	1	0	0	0	0	0	0	0	0	0	0	1	12	1	0	.279
May 22	vs Purdue	*c	4	0	0	0	0	0	0	0	0	0	0	0	0	0	1	6	1	1	.272
May 23	vs USC	*c	4	0	0	0	0	0	0	0	0	0	0	0	0	1	1	7	1	1	.266
May 24	vs Oregon	*c	5	0	0	0	0	0	0	0	0	0	0	0	0	1	2	13	0	0	.258
Totals		49gs	178	33	46	38	9	0	4	31	0	0	8	0	2	6	35	479	31	6	.258

On base pct. .388 • Slugging pct. .376

#34 Edwards, Mack - 2 appearances (All games)

Date	Opponent	GS	IP	H	R	ER	BB	SO	2B	3B	HR	WP	BK	HBP	IBB	Score	W-L	Sv	ERA	NP
Mar 03	CAL STATE FULLERT		0.0	1	1	1	0	0	0	0	0	0	0	0	0	4-3	0-0	0	999.00	2
May 05	at Loyola Marymount		1.0	0	0	0	0	2	0	0	0	0	0	0	0	8-4	0-0	0	9.00	17
Totals		0	1.0	1	1	1	0	2	0	0	0	0	0	0	0	12-7	0-0	0	9.00	-

#5 Espinoza, Aidan - 27 games (All games)

Date	Opponent	Pos	AB	R	H	RBI	2B	3B	HR	BB	SB	CS	HBP	SAC	SF	GDP	K	PO	A	E	Avg
Feb 22	TCU	ph	1	0	1	1	0	0	0	0	0	0	0	0	0	0	0	0	0	0	1.000
Feb 27	vs Tennessee	ph	1	0	1	0	0	0	0	0	0	0	0	0	0	0	0	0	0	0	1.000
Mar 01	vs Mississippi State	ph	1	0	1	2	0	1	0	0	0	0	0	0	0	0	0	0	0	0	1.000
Mar 6	at Ohio State	ph/dh	0	1	0	0	0	0	0	1	0	0	0	0	0	0	0	0	0	0	1.000
Mar 7	at Ohio State	ph/dh	0	1	0	0	0	0	0	1	0	0	1	0	0	0	0	0	0	0	1.000
Mar 8	at Ohio State	*dh	3	1	1	0	1	0	0	0	0	0	0	0	0	0	0	0	0	0	.667
Mar 15	MICHIGAN	ph	0	0	0	0	0	0	0	1	0	0	0	0	0	0	0	0	0	0	.667
Mar 17	PEPPERDINE	ph	0	0	0	0	0	0	0	1	1	0	0	0	0	0	0	0	0	0	.667
Mar 22	MARYLAND	ph	1	0	0	0	0	0	0	0	0	0	0	0	0	0	1	0	0	0	.571
Mar 28	at Iowa	ph/dh	0	1	0	0	0	0	0	0	0	0	1	0	0	0	0	0	0	0	.571
Mar 31	at UC Irvine	ph	1	0	0	1	0	0	0	0	0	0	0	0	0	0	0	0	0	0	.500
Apr 10	at Rutgers	ph/dh	1	0	1	2	0	0	0	0	0	0	0	0	0	0	0	0	0	0	.556
Apr 11	at Rutgers	*dh	3	0	2	1	0	0	0	0	0	0	0	0	1	0	0	0	0	0	.583
Apr 12	at Rutgers	*dh	5	1	1	1	1	0	0	0	0	0	0	0	0	0	0	0	0	0	.471
Apr 14	UC SANTA BARBARA	*dh	2	0	0	0	0	0	0	0	0	0	0	0	0	0	0	0	0	0	.421
Apr 19	MINNESOTA	ph	1	0	0	0	0	0	0	0	0	0	0	0	0	0	0	0	0	0	.400
Apr 21	HAWAII	dh	1	0	1	0	0	0	0	0	0	0	0	0	0	0	0	0	0	0	.429
Apr 25	SACRAMENTO STATE	ph	0	0	0	0	0	0	0	1	0	0	0	0	0	0	0	0	0	0	.429
Apr 26	SACRAMENTO STATE	dh	1	0	0	0	0	0	0	0	0	0	0	0	0	0	0	0	0	0	.409
May 01	at Michigan State	ph	1	0	0	0	0	0	0	0	0	0	0	0	0	0	1	0	0	0	.391
May 03	at Michigan State	ph	2	0	0	0	0	0	0	0	0	0	0	0	0	0	2	0	0	0	.360
May 10	OREGON	ph	1	1	1	1	0	0	0	0	0	0	0	0	0	0	0	0	0	0	.385
May 15	at Washington	ph	2	0	0	0	0	0	0	0	0	0	0	0	0	0	1	0	0	0	.357
May 16	at Washington	*dh	3	0	0	0	0	0	0	0	0	0	0	0	0	0	1	0	0	0	.323
May 22	vs Purdue	ph/dh	2	0	0	0	0	0	0	0	0	0	0	0	0	0	0	0	0	0	.303
May 23	vs USC	ph/dh	2	1	2	0	0	0	0	0	0	0	0	0	0	0	0	0	0	0	.343
May 24	vs Oregon	ph/dh	3	0	1	1	0	0	0	0	0	0	0	0	0	0	1	0	0	0	.342
Totals		5gs	38	7	13	10	2	1	0	5	1	0	2	0	1	0	7	0	0	0	.342

On base pct. .435 • Slugging pct. .447

#9 Gasparino, Will - 56 games (All games)

Date	Opponent	Pos	AB	R	H	RBI	2B	3B	HR	BB	SB	CS	HBP	SAC	SF	GDP	K	PO	A	E	Avg
Feb 13	UC SAN DIEGO	*of	3	0	0	0	2	0	0	1	0	0	0	0	0	0	1	2	0	0	.000
Feb 14	UC SAN DIEGO	*of	4	1	1	0	0	1	0	0	0	0	0	0	0	0	1	3	0	0	.143
Feb 15	UC SAN DIEGO	*of	3	1	1	2	0	0	1	1	0	0	0	0	0	1	0	3	1	0	.200
Feb 17	TULANE	*of	2	3	2	4	0	0	2	1	0	0	2	0	0	0	0	2	0	0	.333
Feb 20	TCU	*of	3	2	1	1	1	0	0	2	0	0	0	0	0	0	0	2	0	0	.333
Feb 21	TCU	*of	4	1	2	3	0	0	1	0	0	1	0	0	0	0	2	1	0	0	.368
Feb 22	TCU	*of	4	2	2	5	0	0	2	1	0	0	0	0	0	0	1	2	0	0	.391
Feb 24	SAN DIEGO STATE	*of	3	0	0	0	0	0	0	0	0	0	0	0	0	0	1	3	0	0	.346
Feb 27	vs Tennessee	*of	4	2	2	2	0	0	2	1	0	0	0	0	0	0	2	2	0	0	.367
Feb 28	vs Texas A&M	*of	4	2	2	3	0	0	1	0	0	1	0	0	0	0	0	0	0	0	.382
Mar 01	vs Mississippi State	*of	3	2	1	2	0	0	1	1	0	0	1	0	0	0	0	3	0	0	.378
Mar 03	CAL STATE FULLERT	*of	4	1	2	0	1	0	0	1	1	0	0	0	0	0	0	2	0	0	.390
Mar 6	at Ohio State	*of	4	1	1	2	0	0	1	1	0	0	0	0	0	0	2	5	0	0	.378
Mar 7	at Ohio State	*of	5	3	4	4	1	0	0	1	0	0	0	0	0	0	0	1	1	0	.420
Mar 8	at Ohio State	*of	3	0	2	2	0	0	0	2	0	0	0	0	1	0	0	1	0	0	.434
Mar 10	UC IRVINE	*of	2	1	0	0	0	0	0	0	0	0	2	0	0	0	0	2	0	0	.418
Mar 13	MICHIGAN	*of	4	1	3	2	0	0	0	1	0	0	0	0	0	0	0	1	0	0	.441
Mar 13	MICHIGAN	*of	3	0	1	2	1	0	0	1	0	0	0	0	0	0	0	1	0	0	.435
Mar 15	MICHIGAN	*of	5	0	0	0	0	0	0	0	0	0	0	0	0	0	2	2	0	0	.403
Mar 17	PEPPERDINE	*of	4	0	0	0	0	0	0	0	0	0	0	0	0	1	2	2	0	0	.380
Mar 20	MARYLAND	*of	4	1	1	0	0	0	0	0	0	0	0	0	0	0	2	1	1	0	.373
Mar 21	MARYLAND	*of	3	0	0	1	0	0	0	0	0	0	0	0	1	0	2	1	2	0	.359
Mar 22	MARYLAND	*of	4	1	1	1	0	0	0	0	0	0	1	0	0	0	1	3	0	0	.354
Mar 24	LOYOLA MARYMOUN	*of	4	0	0	1	0	0	0	0	0	0	0	0	1	0	0	1	0	0	.337
Mar 27	at Iowa	*of	4	1	1	0	0	0	0	0	0	0	0	0	0	0	1	3	0	0	.333
Mar 28	at Iowa	*of	4	3	2	1	0	0	0	0	0	0	1	0	0	0	1	1	0	0	.340
Mar 29	at Iowa	*of	3	2	2	1	1	0	1	1	0	0	1	0	0	0	0	2	0	0	.351
Mar 31	at UC Irvine	*of	5	1	2	1	0	0	0	0	0	0	0	0	0	0	1	1	1	0	.353
Apr 03	USC	*of	4	1	3	2	0	0	0	1	0	0	0	0	0	0	1	1	0	0	.368
Apr 04	USC	*of	5	1	2	0	0	0	0	0	0	0	0	0	0	0	1	5	1	0	.369
Apr 05	USC	*of	4	1	1	3	0	0	1	1	0	0	0	0	0	1	2	3	1	0	.365
Apr 10	at Rutgers	*of	7	1	2	0	0	0	0	0	0	0	0	0	0	0	2	0	0	0	.361
Apr 11	at Rutgers	*of	4	1	2	2	0	0	1	1	0	0	0	0	0	0	1	2	0	0	.365
Apr 12	at Rutgers	*of	4	3	2	0	0	0	0	1	0	0	0	0	0	0	1	3	0	0	.369
Apr 14	UC SANTA BARBARA	*of	4	0	1	0	0	0	0	0	0	0	0	0	0	0	2	2	0	0	.366
Apr 17	MINNESOTA	*of	3	1	1	0	0	0	0	0	0	0	0	0	0	0	1	4	0	0	.365
Apr 18	MINNESOTA	*of	4	0	0	0	0	0	0	0	0	0	0	0	0	0	0	4	0	0	.355
Apr 19	MINNESOTA	*of	4	1	1	2	0	0	1	0	0	0	0	0	0	0	0	2	0	0	.352
Apr 21	HAWAII	*of	3	2	2	5	0	0	2	1	0	0	1	0	0	0	1	2	0	0	.358
Apr 24	SACRAMENTO STATE	*of	3	0	0	0	0	0	0	1	0	0	0	0	0	0	2	2	0	0	.351
Apr 25	SACRAMENTO STATE	*of	3	1	1	1	0	0	1	1	0	0	0	0	0	0	2	5	0	0	.351
Apr 26	SACRAMENTO STATE	*of	5	0	1	0	0	0	0	0	0	0	0	0	0	0	2	2	0	0	.346
4/28/2026	at UC Santa Barbara	*of	4	0	0	0	0	0	0	1	0	0	0	0	0	0	1	2	0	0	.337
May 01	at Michigan State	*of	3	0	0	0	0	0	0	1	1	0	0	0	0	0	2	4	0	0	.331
May 02	at Michigan State	*of	4	0	0	0	0	0	0	0	0	0	0	0	0	0	1	2	0	0	.324
May 03	at Michigan State	*of	4	1	1	2	1	0	0	1	0	0	0	0	0	0	1	1	0	0	.322
May 05	at Loyola Marymount	*of	5	0	0	0	0	0	0	0	0	0	0	0	0	0	0	3	0	0	.313
May 08	OREGON	*of	3	0	1	2	1	0	0	1	0	0	0	0	0	0	2	1	0	0	.313
May 09	OREGON	*of	4	2	2	2	1	0	1	0	0	0	0	0	0	0	0	2	0	0	.317
May 10	OREGON	*of	4	0	1	0	1	0	0	0	0	0	0	0	0	0	3	3	0	0	.316
May 14	at Washington	*of	4	0	0	0	0	0	0	0	0	0	0	0	0	0	1	2	0	0	.309
May 15	at Washington	*of	5	2	1	0	1	0	0	0	0	0	0	0	0	0	2	4	0	0	.307
May 16	at Washington	*of	4	0	1	0	0	0	0	0	0	0	0	0	0	0	1	0	0	0	.305
May 22	vs Purdue	*of	4	0	1	0	0	0	0	0	0	0	0	0	0	0	0	2	0	0	.304
May 23	vs USC	*of	4	1	3	0	2	0	0	0	0	0	0	0	0	0	0	4	0	0	.313
May 24	vs Oregon	*of	1	0	1	1	0	1	0	1	0	0	0	0	0	0	0	1	0	0	.316
Totals		56gs	212	51	67	62	12	2	19	28	2	2	9	0	3	3	54	121	8	0	.316

On base pct. .413 • Slugging pct. .660

#45 Grothues, Chris - 18 appearances (All games)

Date	Opponent	GS	IP	H	R	ER	BB	SO	2B	3B	HR	WP	BK	HBP	IBB	Score	W-L	Sv	ERA	NP
Feb 15	UC SAN DIEGO		1.0	2	2	2	1	1	0	0	1	0	0	0	0	7-8	0-0	0	18.00	18
Feb 17	TULANE		1.0	1	1	1	0	1	0	0	1	0	0	0	0	13-5	0-0	0	13.50	18
Feb 20	TCU		1.1	0	0	0	0	0	0	0	0	0	0	0	0	10-2	0-0	0	8.10	18
Mar 03	CAL STATE FULLERT		0.2	1	0	0	0	1	0	0	0	0	0	0	0	4-3	0-0	0	6.75	10
Mar 8	at Ohio State		1.0	1	0	0	1	0	0	0	0	0	0	0	0	10-7	0-0	0	5.40	-
Mar 10	UC IRVINE		1.0	0	0	0	0	2	0	0	0	0	0	1	0	11-1	0-0	0	4.50	18
Mar 15	MICHIGAN		0.1	0	0	0	1	0	0	0	0	0	0	0	0	7-2	0-0	0	4.26	10
Mar 21	MARYLAND		0.1	0	0	0	0	1	0	0	0	0	0	0	0	8-3	0-0	0	4.05	5
Mar 31	at UC Irvine		2.0	0	0	0	0	5	0	0	0	0	0	0	0	9-1	0-0	0	3.12	29
Apr 05	USC		0.2	0	0	0	1	0	0	0	0	0	0	0	0	10-4	1-0	0	2.89	15
Apr 12	at Rutgers		0.1	1	2	2	2	0	1	0	0	0	0	0	0	9-2	1-0	0	4.66	20
Apr 14	UC SANTA BARBARA		0.2	1	0	0	1	0	0	0	0	0	0	0	0	0-4	1-0	0	4.35	10
Apr 18	MINNESOTA		0.1	0	0	0	0	0	0	0	0	0	0	0	0	6-4	1-0	0	4.22	3
Apr 21	HAWAII		0.2	1	0	0	0	1	0	0	0	0	0	0	0	12-7	1-0	0	3.97	9
Apr 24	SACRAMENTO STATE		0.1	1	0	0	0	0	1	0	0	0	0	0	0	6-5	1-0	0	3.86	7
Apr 26	SACRAMENTO STATE		1.0	1	2	2	0	0	0	0	0	0	1	0	0	6-9	1-0	0	4.97	12
May 03	at Michigan State		0.1	2	2	2	1	0	0	0	1	0	1	0	0	13-11	1-0	0	6.23	16
May 14	at Washington		0.1	0	0	0	0	1	0	0	0	0	0	0	0	0-8	1-0	0	6.08	4
Totals		0	13.1	12	9	9	8	13	2	0	3	0	1	2	0	141-86	1-0	0	6.08	-

#38 Gudoy, Trey - 27 games (All games)

Date	Opponent	Pos	AB	R	H	RBI	2B	3B	HR	BB	SB	CS	HBP	SAC	SF	GDP	K	PO	A	E	Avg
Feb 14	UC SAN DIEGO	dh	1	1	1	0	0	0	0	1	0	0	0	0	0	0	0	0	0	0	1.000
Feb 15	UC SAN DIEGO	*dh	2	1	0	0	0	0	0	1	0	0	0	0	0	0	0	0	0	0	.333
Feb 21	TCU	*dh	2	1	0	0	0	0	0	1	0	0	0	0	0	0	2	0	0	0	.200
Mar 6	at Ohio State	ph	0	0	0	0	0	0	0	1	0	0	0	0	0	0	0	0	0	0	.200
Mar 7	at Ohio State	ph	1	0	0	0	0	0	0	0	0	0	0	0	0	0	0	0	0	0	.167
Mar 13	MICHIGAN	ph/dh	2	0	1	0	0	0	0	0	0	0	0	0	0	0	0	0	0	0	.250
Mar 15	MICHIGAN	ph	2	1	1	0	0	0	0	0	0	0	0	0	0	0	0	0	0	0	.300
Mar 22	MARYLAND	*dh	3	1	1	2	0	0	0	0	0	0	1	0	0	0	0	0	0	0	.308
Mar 24	LOYOLA MARYMOUN	ph	1	0	1	0	1	0	0	0	0	0	0	0	0	0	0	0	0	0	.357
Mar 27	at Iowa	*dh	3	0	1	0	0	0	0	0	0	0	0	1	0	0	1	0	0	0	.353
Mar 29	at Iowa	*dh	4	1	1	0	1	0	0	1	0	0	0	0	0	0	1	0	0	0	.333
Mar 31	at UC Irvine	ph/dh	1	0	0	0	0	0	0	1	0	0	0	0	0	0	1	0	0	0	.318
Apr 05	USC	*dh	3	0	1	0	0	0	0	0	0	0	0	0	0	0	0	0	0	0	.320
Apr 07	at Cal State Fullerton	*dh	4	2	3	0	0	0	0	0	0	0	0	0	0	0	0	0	0	0	.379
Apr 10	at Rutgers	*dh	4	0	1	0	0	0	0	0	0	0	0	0	0	0	2	0	0	0	.364
Apr 17	MINNESOTA	*dh	1	1	0	0	0	0	0	2	0	0	0	0	0	0	0	0	0	0	.353
Apr 18	MINNESOTA	*dh	3	1	1	0	0	0	0	1	0	0	0	0	0	0	0	0	0	0	.351
Apr 21	HAWAII	*dh	1	0	0	0	0	0	0	1	0	0	0	0	0	0	0	0	0	0	.342
Apr 24	SACRAMENTO STATE	*dh	3	1	1	2	0	0	0	0	0	0	0	0	0	0	1	0	0	0	.341
May 01	at Michigan State	ph	1	0	0	0	0	0	0	0	0	0	0	0	0	0	0	0	0	0	.333
May 02	at Michigan State	ph	2	0	0	0	0	0	0	0	0	0	0	0	0	0	1	0	0	0	.318
May 05	at Loyola Marymount	*dh	4	1	2	1	0	0	0	1	0	0	0	0	0	0	0	0	0	0	.333
May 08	OREGON	*dh	4	0	0	1	0	0	0	0	0	0	0	0	0	0	2	0	0	0	.308
May 09	OREGON	dh	0	0	0	0	0	0	0	1	0	0	0	0	0	0	0	0	0	0	.308
May 10	OREGON	ph	0	0	0	0	0	0	0	1	0	0	0	0	0	0	0	0	0	0	.308
May 14	at Washington	*dh	3	0	0	0	0	0	0	1	0	0	0	0	0	1	1	0	0	0	.291
May 22	vs Purdue	*dh	2	0	0	0	0	0	0	0	0	0	0	0	0	0	1	0	0	0	.281
Totals		16gs	57	12	16	6	2	0	0	14	0	0	1	1	0	1	13	0	0	0	.281

On base pct. .431 • Slugging pct. .316

#27 Hawk, Easton - 31 appearances (All games)

Date	Opponent	GS	IP	H	R	ER	BB	SO	2B	3B	HR	WP	BK	HBP	IBB	Score	W-L	Sv	ERA	NP
Feb 13	UC SAN DIEGO		1.0	0	0	0	0	1	0	0	0	0	0	0	0	8-4	0-0	0	0.00	14
Feb 15	UC SAN DIEGO		1.2	3	3	3	1	2	0	0	2	0	0	0	0	7-8	0-1	0	10.12	36
Feb 24	SAN DIEGO STATE		1.1	2	0	0	1	1	0	0	0	0	0	0	0	3-4	0-1	0	6.75	29
Feb 27	vs Tennessee		1.2	0	0	0	2	4	0	0	0	0	0	0	0	12-5	0-1	0	4.76	32
Mar 01	vs Mississippi State		2.1	5	2	2	1	4	2	0	1	0	0	1	1	8-7	1-1	0	5.62	57
Mar 8	at Ohio State		2.1	6	1	1	1	2	1	0	0	0	0	0	0	10-7	2-1	0	5.23	-
Mar 13	MICHIGAN		0.2	1	0	0	0	0	0	0	0	0	0	0	0	10-5	2-1	0	4.91	8
Mar 13	MICHIGAN		0.1	0	0	0	0	1	0	0	0	0	0	0	0	2-0	2-1	1	4.76	5
Mar 15	MICHIGAN		1.0	0	0	0	0	2	0	0	0	0	0	0	0	7-2	2-1	1	4.38	16
Mar 21	MARYLAND		1.1	0	0	0	2	1	0	0	0	0	0	0	0	8-3	2-1	2	3.95	22
Mar 24	LOYOLA MARYMOUN		1.0	0	0	0	0	2	0	0	0	0	0	0	0	6-2	2-1	2	3.68	9
Mar 27	at Iowa		1.0	0	0	0	2	1	0	0	0	0	0	0	0	5-2	2-1	3	3.45	31
Mar 29	at Iowa		1.0	0	0	0	0	0	0	0	0	0	0	0	0	14-6	2-1	3	3.24	12
Apr 03	USC		1.2	0	0	0	0	2	0	0	0	0	0	0	0	12-4	2-1	4	2.95	19
Apr 04	USC		1.0	0	0	0	0	0	0	0	0	0	0	0	0	9-8	2-1	5	2.79	10
Apr 10	at Rutgers		1.0	0	0	0	0	3	0	0	0	0	0	0	0	4-1	2-1	6	2.66	18
Apr 12	at Rutgers		1.0	0	0	0	0	1	0	0	0	0	0	0	0	9-2	2-1	6	2.53	12
Apr 17	MINNESOTA		1.0	1	0	0	0	1	1	0	0	0	0	0	0	4-2	2-1	7	2.42	13
Apr 18	MINNESOTA		1.1	0	0	0	0	2	0	0	0	0	0	0	0	6-4	2-1	8	2.28	16
Apr 19	MINNESOTA		1.0	0	0	0	0	0	0	0	0	0	0	0	0	5-2	2-1	9	2.19	6
Apr 25	SACRAMENTO STATE		1.2	0	0	0	0	3	0	0	0	0	0	0	0	5-3	3-1	9	2.05	20
Apr 26	SACRAMENTO STATE		1.0	0	0	0	0	1	0	0	0	0	0	0	0	6-9	3-1	9	1.98	7
May 01	at Michigan State		1.1	0	0	0	0	1	0	0	0	1	0	0	0	4-1	3-1	10	1.88	21
May 02	at Michigan State		1.1	0	0	0	0	1	0	0	0	0	0	0	0	4-3	3-1	11	1.80	21
May 03	at Michigan State		1.0	1	0	0	0	0	0	0	0	0	0	0	0	13-11	3-1	12	1.74	16
May 09	OREGON		0.1	2	3	0	1	1	2	0	0	0	0	0	0	6-9	3-2	12	1.72	15
May 10	OREGON		1.0	0	0	0	0	1	0	0	0	0	0	0	0	9-6	3-2	13	1.67	15
May 15	at Washington		1.0	0	0	0	2	2	0	0	0	0	0	0	0	6-5	3-2	14	1.62	22
May 22	vs Purdue		1.0	0	0	0	1	1	0	0	0	0	0	0	0	4-3	4-2	14	1.57	20
May 23	vs USC		1.0	1	2	0	1	1	0	0	0	1	0	1	0	7-5	5-2	14	1.53	26
May 24	vs Oregon		3.0	1	0	0	0	5	0	0	0	0	0	0	0	3-2	6-2	14	1.41	42
Totals		0	38.1	23	11	6	15	47	6	0	3	2	0	2	2	1216-135	6-2	14	1.41	-

#15 Hocking, Jarrod - 19 games (All games)

Date	Opponent	Pos	AB	R	H	RBI	2B	3B	HR	BB	SB	CS	HBP	SAC	SF	GDP	K	PO	A	E	Avg
Feb 15	UC SAN DIEGO	ph	1	0	0	0	0	0	0	0	0	0	0	0	0	0	0	0	0	0	.000
Feb 17	TULANE	ph	1	0	0	0	0	0	0	0	0	0	0	0	0	0	1	0	0	0	.000
Feb 20	TCU	*dh	4	2	1	0	0	0	0	0	0	0	1	0	0	1	0	0	0	0	.167
Mar 10	UC IRVINE	*dh	3	1	0	0	0	0	0	1	0	0	0	0	0	0	1	0	0	0	.111
Mar 17	PEPPERDINE	*of	3	1	2	0	1	0	0	0	0	0	0	1	0	0	0	2	0	0	.250
Mar 24	LOYOLA MARYMOUN	*of	4	1	1	0	0	0	0	0	1	0	0	0	0	0	1	2	0	0	.250
Mar 27	at Iowa	pr/dh	0	0	0	0	0	0	0	0	0	0	0	0	0	0	0	0	0	0	.250
Apr 25	SACRAMENTO STATE	*dh	3	0	0	0	0	0	0	1	0	0	0	0	0	0	1	0	0	0	.211
Apr 26	SACRAMENTO STATE	dh	1	0	1	0	0	0	0	0	0	0	0	0	0	0	0	0	0	0	.250
4/28/2026	at UC Santa Barbara	ph/of	1	1	1	0	0	0	0	0	0	0	0	0	0	0	0	0	0	0	.286
May 01	at Michigan State	ph	1	0	0	0	0	0	0	0	0	0	0	0	0	0	0	0	0	0	.273
May 03	at Michigan State	*dh	1	1	0	0	0	0	0	2	0	0	0	0	0	0	1	0	0	0	.261
May 10	OREGON	*dh	3	0	0	0	0	0	0	0	0	0	0	0	0	0	0	0	0	0	.231
May 14	at Washington	of	0	0	0	0	0	0	0	0	0	0	0	0	0	0	0	1	0	0	.231
May 15	at Washington	*of	4	0	1	2	0	0	0	0	0	0	0	0	0	0	1	3	0	0	.233
May 16	at Washington	*of	4	0	0	0	0	0	0	0	1	0	0	0	0	0	2	1	0	0	.206
May 22	vs Purdue	ph	0	1	0	0	0	0	0	0	0	0	0	0	0	0	0	0	0	0	.206
May 23	vs USC	pr	0	1	0	0	0	0	0	0	0	0	0	0	0	0	0	0	0	0	.206
May 24	vs Oregon	of	1	0	0	0	0	0	0	0	0	0	0	2	0	0	1	0	0	0	.200
Totals		9gs	35	9	7	2	1	0	0	4	2	0	1	3	0	1	9	9	0	0	.200

On base pct. .300 • Slugging pct. .229

#47 Iwanaga, Elai - 14 appearances (All games)

Date	Opponent	GS	IP	H	R	ER	BB	SO	2B	3B	HR	WP	BK	HBP	IBB	Score	W-L	Sv	ERA	NP
Feb 22	TCU		1.1	0	0	0	0	3	0	0	0	0	0	0	0	15-5	1-0	0	0.00	19
Feb 24	SAN DIEGO STATE		0.2	1	0	0	0	0	1	0	0	0	0	0	0	3-4	1-0	0	0.00	8
Feb 27	vs Tennessee		0.1	0	0	0	1	1	0	0	0	1	0	1	0	12-5	1-0	0	0.00	11
Mar 01	vs Mississippi State		1.0	1	1	1	0	3	0	0	1	0	0	0	0	8-7	1-0	0	2.70	19
Mar 03	CAL STATE FULLERT		1.0	0	0	0	1	1	0	0	0	0	0	0	0	4-3	1-0	0	2.08	15
Mar 15	MICHIGAN		0.1	0	0	0	1	0	0	0	0	0	0	1	0	7-2	1-0	0	1.93	14
Mar 24	LOYOLA MARYMOUN		0.1	1	0	0	0	0	0	0	0	0	0	0	0	6-2	1-0	0	1.80	10
Mar 31	at UC Irvine		1.0	1	0	0	0	1	0	0	0	0	0	0	0	9-1	1-0	0	1.50	14
Apr 05	USC		1.0	1	1	1	0	1	0	0	0	0	0	1	0	10-4	1-0	0	2.57	19
Apr 14	UC SANTA BARBARA		0.1	0	0	0	0	0	0	0	0	0	0	0	0	0-4	1-0	0	2.45	2
Apr 24	SACRAMENTO STATE		1.0	2	1	1	0	1	1	0	0	0	0	0	0	6-5	1-0	0	3.24	26
Apr 26	SACRAMENTO STATE		2.0	1	0	0	1	2	0	0	0	0	0	0	0	6-9	1-0	0	2.61	36
May 02	at Michigan State		0.2	1	0	0	1	1	0	0	0	0	0	0	0	4-3	2-0	0	2.45	15
May 14	at Washington		0.2	1	0	0	1	1	1	0	0	0	0	0	0	0-8	2-0	0	2.31	15
Totals		0	11.2	10	3	3	6	15	3	0	1	1	0	3	0	90-62	2-0	0	2.31	-

#8 Khansarinia, Kasen - 9 games (All games)

Date	Opponent	Pos	AB	R	H	RBI	2B	3B	HR	BB	SB	CS	HBP	SAC	SF	GDP	K	PO	A	E	Avg
Mar 03	CAL STATE FULLERT	*c	3	1	0	0	0	0	0	2	0	0	0	0	0	0	1	10	0	0	.000
Mar 17	PEPPERDINE	*c	2	0	0	0	0	0	0	0	0	0	0	1	0	0	0	7	0	0	.000
Mar 24	LOYOLA MARYMOUN	*c	4	0	1	1	0	0	0	0	0	0	0	0	0	0	1	15	0	0	.111
Mar 31	at UC Irvine	*c	5	1	2	0	0	0	0	0	0	0	0	0	0	0	1	11	0	0	.214
Apr 07	at Cal State Fullerton	*c	3	1	1	1	0	0	0	1	0	0	0	0	0	0	0	9	0	0	.235
Apr 21	HAWAII	*c	3	0	0	0	0	0	0	0	0	0	1	0	0	0	2	9	2	0	.200
Apr 26	SACRAMENTO STATE	*c	4	1	2	1	0	0	0	0	0	0	0	0	0	0	1	5	2	0	.250
May 05	at Loyola Marymount	*c	2	1	1	2	0	0	0	0	0	0	2	0	1	0	0	10	2	0	.269
May 15	at Washington	ph/dh	1	0	0	0	0	0	0	1	0	0	0	0	0	0	1	0	0	0	.259
Totals		8gs	27	5	7	5	0	0	0	4	0	0	2	2	1	0	7	76	6	0	.259

On base pct. .382 • Slugging pct. .259

#20 Lee, Justin - 23 appearances (All games)

Date	Opponent	GS	IP	H	R	ER	BB	SO	2B	3B	HR	WP	BK	HBP	IBB	Score	W-L	Sv	ERA	NP
Feb 17	TULANE		1.0	0	0	0	0	1	0	0	0	0	0	0	0	13-5	0-0	0	0.00	6
Feb 22	TCU		1.0	1	1	1	1	0	0	0	1	0	0	0	0	15-5	0-0	0	4.50	17
Mar 03	CAL STATE FULLERT		1.0	2	1	1	1	1	0	0	1	0	0	0	0	4-3	0-0	0	6.00	24
Mar 8	at Ohio State		1.0	0	0	0	2	2	0	0	0	0	0	0	0	10-7	0-0	0	4.50	-
Mar 17	PEPPERDINE		1.0	0	0	0	1	2	0	0	0	0	0	0	0	5-4	0-0	0	3.60	16
Mar 22	MARYLAND		1.2	0	0	0	0	2	0	0	0	0	0	0	0	14-4	1-0	0	2.70	12
Mar 24	LOYOLA MARYMOUN		1.2	1	0	0	0	3	0	0	0	0	0	0	0	6-2	2-0	0	2.16	23
Mar 27	at Iowa		0.1	1	1	1	0	0	0	0	1	0	0	0	0	5-2	2-0	0	3.12	9
Apr 04	USC		0.1	0	0	0	0	1	0	0	0	1	0	1	0	9-8	2-0	0	3.00	3
Apr 07	at Cal State Fullerton		1.0	0	0	0	0	2	0	0	0	0	0	0	0	7-3	2-0	0	2.70	10
Apr 14	UC SANTA BARBARA		1.0	0	0	0	0	2	0	0	0	0	0	0	0	0-4	2-0	0	2.45	14
Apr 18	MINNESOTA		0.2	0	0	0	1	0	0	0	0	0	0	0	0	6-4	2-0	0	2.31	10
Apr 21	HAWAII		1.0	0	0	0	0	0	0	0	0	0	0	0	0	12-7	2-0	0	2.13	8
Apr 24	SACRAMENTO STATE		0.2	0	0	0	0	1	0	0	0	0	0	0	0	6-5	3-0	0	2.03	8
Apr 26	SACRAMENTO STATE		0.1	2	1	1	2	0	0	0	0	0	0	0	0	6-9	3-0	0	2.63	18
May 02	at Michigan State		1.0	0	0	0	0	0	0	0	0	0	0	0	0	4-3	3-0	0	2.45	9
May 03	at Michigan State		1.1	2	2	0	0	1	1	1	0	0	0	0	0	13-11	3-0	0	2.25	22
May 05	at Loyola Marymount		1.0	0	0	0	0	2	0	0	0	0	0	0	0	8-4	3-0	0	2.12	11
May 09	OREGON		1.0	1	0	0	0	3	0	0	0	0	0	0	0	6-9	3-0	0	2.00	16
May 15	at Washington		0.1	2	2	1	1	1	1	0	1	0	0	0	0	6-5	3-0	0	2.45	21
May 22	vs Purdue		0.1	0	0	0	0	0	0	0	0	0	0	0	0	4-3	3-0	0	2.41	1
May 23	vs USC		0.2	0	0	0	2	2	0	0	0	0	0	0	0	7-5	3-0	0	2.33	21
May 24	vs Oregon		0.0	2	2	2	0	0	0	0	2	0	0	0	0	3-2	3-0	0	3.26	7
Totals		0	19.1	14	10	7	11	26	2	1	6	1	0	1	0	169-114	3-0	0	3.26	-

#39 Levu, Mulvai - 56 games (All games)

Date	Opponent	Pos	AB	R	H	RBI	2B	3B	HR	BB	SB	CS	HBP	SAC	SF	GDP	K	PO	A	E	Avg
Feb 13	UC SAN DIEGO	*1b	3	2	0	1	0	0	0	2	0	0	0	0	0	0	0	6	2	0	.000
Feb 14	UC SAN DIEGO	*1b	5	0	2	0	0	0	0	0	0	0	0	0	0	0	0	7	1	0	.250
Feb 15	UC SAN DIEGO	*1b	4	1	3	2	0	0	1	1	0	0	0	0	0	0	0	6	0	0	.417
Feb 17	TULANE	*1b	5	0	4	3	1	0	0	0	0	0	0	0	0	0	0	11	0	0	.529
Feb 20	TCU	*1b	5	1	4	2	1	0	0	0	0	0	0	0	0	0	0	6	2	0	.591
Feb 21	TCU	*1b	4	0	0	1	0	0	0	0	0	0	0	0	0	1	1	5	1	0	.500
Feb 22	TCU	*1b	4	1	1	1	0	0	0	1	0	0	0	0	0	0	0	7	1	0	.467
Feb 24	SAN DIEGO STATE	*1b	4	0	0	1	0	0	0	0	0	0	0	0	0	0	0	5	1	0	.412
Feb 27	vs Tennessee	*1b	4	2	2	2	0	0	1	0	0	0	1	0	0	0	2	7	1	0	.421
Feb 28	vs Texas A&M	*1b	3	2	2	1	0	0	0	1	0	0	0	0	0	0	0	9	0	0	.439
Mar 01	vs Mississippi State	*1b	5	0	0	0	0	0	0	0	0	0	0	0	0	0	1	5	0	0	.391
Mar 03	CAL STATE FULLERT	*1b	4	0	0	0	0	0	0	0	0	0	1	0	0	0	0	10	0	0	.360
Mar 6	at Ohio State	*1b	6	2	4	3	0	0	1	0	0	0	0	0	0	0	0	6	0	0	.393
Mar 7	at Ohio State	*1b	4	3	1	4	0	0	1	2	0	0	0	0	0	0	1	4	0	0	.383
Mar 8	at Ohio State	*1b	5	3	1	2	0	0	1	1	0	0	0	0	0	0	1	4	0	1	.369
Mar 10	UC IRVINE	*1b	4	1	2	0	1	0	0	0	0	0	0	0	0	0	0	5	0	0	.377
Mar 13	MICHIGAN	*1b	4	2	1	0	0	0	0	0	0	0	1	0	0	0	2	9	0	0	.370
Mar 13	MICHIGAN	*1b	3	0	0	0	0	0	0	0	1	0	1	0	0	1	2	7	0	0	.355
Mar 15	MICHIGAN	*1b	5	1	2	1	1	0	0	0	0	0	0	0	0	0	0	7	1	0	.358
Mar 17	PEPPERDINE	*1b	4	1	2	2	0	0	1	0	0	0	0	0	0	0	0	8	0	0	.365
Mar 20	MARYLAND	*1b	4	2	1	0	0	0	0	0	0	0	1	0	0	0	2	8	0	0	.360
Mar 21	MARYLAND	*1b	4	2	2	0	0	0	0	0	0	0	1	0	0	0	0	7	0	0	.366
Mar 22	MARYLAND	*1b	3	2	3	2	1	0	0	1	0	0	1	0	0	0	0	5	0	0	.385
Mar 24	LOYOLA MARYMOUN	*1b	3	1	1	1	0	0	0	2	0	0	0	0	0	0	0	4	0	0	.384
Mar 27	at Iowa	*1b	3	1	1	2	0	0	1	1	0	0	0	0	0	0	1	5	0	0	.382
Mar 28	at Iowa	*1b	4	1	1	3	0	0	0	2	0	0	0	0	0	0	1	8	1	0	.377
Mar 29	at Iowa	*1b	5	2	2	2	1	0	0	0	0	0	1	0	0	0	0	6	1	0	.378
Mar 31	at UC Irvine	*1b	4	1	1	1	0	0	0	1	0	0	0	0	1	0	1	8	1	0	.374
Apr 03	USC	*1b	4	2	1	2	0	0	0	1	0	0	0	0	0	0	1	6	2	0	.370
Apr 04	USC	*1b	5	2	2	1	1	1	0	0	0	0	0	0	0	0	0	9	0	0	.371
Apr 05	USC	*1b	5	2	3	3	0	0	2	0	0	0	0	0	0	0	0	8	0	0	.380
Apr 07	at Cal State Fullerton	*1b	5	0	1	0	0	0	0	0	0	0	0	0	0	0	1	6	0	0	.373
Apr 10	at Rutgers	*1b	5	0	0	0	0	0	0	0	0	0	2	0	0	0	1	11	0	0	.360
Apr 11	at Rutgers	*1b	5	1	2	1	0	0	1	0	0	0	0	0	0	0	0	10	0	0	.361
Apr 12	at Rutgers	*1b	4	0	1	0	0	0	0	0	0	1	1	0	0	0	0	11	0	0	.358
Apr 14	UC SANTA BARBARA	*1b	4	0	2	0	0	0	0	0	0	0	0	0	0	0	0	12	1	0	.362
Apr 17	MINNESOTA	*1b	4	0	0	0	0	0	0	0	0	0	0	0	0	0	1	7	0	0	.353
Apr 18	MINNESOTA	*1b	5	1	2	2	1	0	0	0	0	0	0	0	1	0	0	9	0	0	.354
Apr 19	MINNESOTA	*1b	3	0	0	0	0	0	0	1	1	0	0	0	0	0	0	7	0	0	.348
Apr 21	HAWAII	*1b	4	1	1	1	0	0	0	1	0	0	0	0	0	0	1	10	0	0	.345
Apr 24	SACRAMENTO STATE	*1b	4	1	1	1	0	0	1	1	0	0	0	0	0	0	1	8	0	0	.343
Apr 25	SACRAMENTO STATE	*1b	3	1	1	1	0	0	1	1	0	0	1	0	0	0	1	9	0	0	.343
Apr 26	SACRAMENTO STATE	*1b	5	0	1	0	1	0	0	0	0	0	0	0	0	0	2	10	0	0	.339
4/28/2026	at UC Santa Barbara	*1b	4	2	2	0	0	0	0	1	0	0	0	0	0	0	1	6	0	0	.342
May 01	at Michigan State	*1b	4	1	2	2	0	0	1	0	0	0	0	0	0	0	0	6	0	0	.346
May 02	at Michigan State	*1b	3	1	0	0	0	0	0	1	0	0	0	0	0	0	1	14	0	0	.340
May 03	at Michigan State	*1b	5	3	3	3	0	0	1	1	0	0	0	0	0	0	1	8	0	0	.347
May 08	OREGON	*1b	4	3	3	3	0	0	2	0	0	0	0	0	0	0	0	8	0	0	.355
May 09	OREGON	*1b	3	1	0	0	0	0	0	1	1	0	1	0	0	0	2	8	0	0	.350
May 10	OREGON	*1b	4	0	0	0	0	0	0	0	0	0	0	0	1	0	11	0	1	.343	
May 14	at Washington	*1b	3	0	1	0	0	0	0	1	0	0	0	0	0	0	0	2	0	0	.343
May 15	at Washington	*1b	4	0	1	0	1	0	0	0	0	0	1	0	0	0	1	3	0	0	.341
May 16	at Washington	*1b	4	2	1	0	1	0	0	0	0	0	1	0	0	0	0	7	0	0	.339
May 22	vs Purdue	*1b	3	1	2	1	0	0	0	1	0	0	0	0	1	0	0	7	3	1	.344
May 23	vs USC	*1b	5	1	3	4	0	0	1	0	0	0	0	0	0	0	0	10	1	0	.350
May 24	vs Oregon	*1b	5	0	0	0	0	0	0	0	0	0	0	0	0	0	1	13	0	0	.342
Totals		56gs	231	60	79	62	11	1	17	26	3	1	15	0	2	4	31	421	20	3	.342

On base pct. .438 • Slugging pct. .619

#7 Martin, Roman - 57 games (All games)

Date	Opponent	Pos	AB	R	H	RBI	2B	3B	HR	BB	SB	CS	HBP	SAC	SF	GDP	K	PO	A	E	Avg
Feb 13	UC SAN DIEGO	*3b	3	0	1	2	0	0	0	2	0	0	0	0	0	1	1	0	2	0	.333
Feb 14	UC SAN DIEGO	*3b	4	0	1	1	0	0	0	0	0	0	0	0	0	0	2	1	3	0	.286
Feb 15	UC SAN DIEGO	*3b	4	0	1	1	1	0	0	1	0	0	0	0	0	0	1	2	1	0	.273
Feb 17	TULANE	*3b	4	0	1	1	1	0	0	1	0	0	0	0	0	0	0	2	0	0	.267
Feb 20	TCU	*3b	2	1	2	0	0	0	0	3	0	0	0	0	0	0	0	1	1	0	.353
Feb 21	TCU	*3b	4	0	0	0	0	0	0	0	0	0	0	0	0	0	3	0	0	0	.286
Feb 22	TCU	*3b	5	1	2	0	0	0	0	0	0	0	0	0	0	0	0	2	4	0	.308
Feb 24	SAN DIEGO STATE	*3b	4	1	1	1	1	0	0	0	0	0	0	0	0	0	1	0	0	1	.300
Feb 27	vs Tennessee	*3b	4	1	1	3	0	0	1	1	0	0	0	0	0	0	0	1	1	0	.294
Feb 28	vs Texas A&M	*3b	2	2	2	2	1	0	0	2	0	0	0	0	0	0	0	2	1	0	.333
Mar 01	vs Mississippi State	*3b	4	1	2	0	0	0	0	1	0	1	0	0	0	0	1	2	1	0	.350
Mar 03	CAL STATE FULLERT	*3b	3	0	0	0	0	0	0	2	0	0	0	0	0	0	1	0	3	0	.326
Mar 6	at Ohio State	*3b	6	2	2	1	0	0	0	0	0	0	0	0	0	0	2	0	0	0	.327
Mar 7	at Ohio State	*3b	4	3	2	1	1	0	0	2	0	0	0	0	0	0	2	1	0	0	.340
Mar 8	at Ohio State	*3b	2	2	1	0	0	0	0	2	0	0	2	0	0	0	1	0	0	0	.345
Mar 10	UC IRVINE	*3b	4	1	2	2	0	0	0	0	0	0	0	0	0	0	1	0	1	0	.356
Mar 13	MICHIGAN	*3b	5	2	2	1	0	0	0	0	0	0	0	0	0	0	1	2	3	0	.359
Mar 13	MICHIGAN	*3b	3	0	0	0	0	0	0	1	0	0	0	0	0	0	1	2	2	0	.343
Mar 15	MICHIGAN	*3b	4	1	2	1	1	0	0	0	0	0	0	0	1	0	0	1	0	0	.352
Mar 17	PEPPERDINE	*3b	3	0	0	0	0	0	0	1	0	0	0	0	0	0	1	1	1	0	.338
Mar 20	MARYLAND	*3b	5	1	1	1	1	0	0	0	0	0	0	0	0	0	1	1	4	0	.329
Mar 21	MARYLAND	*3b	2	2	2	2	1	0	0	3	0	0	0	0	0	0	0	1	1	0	.346
Mar 22	MARYLAND	*3b	4	2	1	2	0	1	0	1	0	0	0	0	0	1	1	1	1	0	.341
Mar 24	LOYOLA MARYMOUN	*3b	4	0	2	2	0	0	0	1	0	0	0	0	0	0	0	2	0	0	.348
Mar 27	at Iowa	*3b	4	0	1	0	0	0	0	0	0	0	0	0	0	0	2	1	0	1	.344
Mar 28	at Iowa	*3b	4	1	0	2	0	0	0	1	0	0	1	0	0	0	1	1	1	0	.330
Mar 29	at Iowa	*3b	5	2	3	6	0	0	2	1	0	0	0	0	0	0	1	0	0	0	.343
Mar 31	at UC Irvine	*3b	4	1	2	1	1	0	0	1	0	0	1	0	0	0	1	0	2	0	.349
Apr 03	USC	*3b	3	2	2	2	0	0	1	2	0	0	0	0	0	0	0	1	1	0	.358
Apr 04	USC	*3b	4	2	2	0	1	0	0	1	0	0	0	0	0	0	0	1	2	0	.363
Apr 05	USC	*3b	5	1	1	0	0	0	0	0	0	0	0	0	0	0	1	1	0	1	.356
Apr 07	at Cal State Fullerton	*3b	5	0	1	0	0	0	0	0	0	0	0	0	0	1	0	1	1	0	.350
Apr 10	at Rutgers	*3b	6	1	1	0	0	0	0	1	0	0	0	0	0	0	2	0	5	0	.341
Apr 11	at Rutgers	*3b	5	1	1	0	1	0	0	0	0	0	0	0	0	0	1	0	2	0	.336
Apr 12	at Rutgers	*3b	4	1	1	1	0	0	1	1	0	0	0	0	0	1	1	0	2	0	.333
Apr 14	UC SANTA BARBARA	*3b	3	0	0	0	0	0	0	1	0	0	0	0	0	0	1	0	2	0	.326
Apr 17	MINNESOTA	*3b	3	0	0	0	0	0	0	0	0	0	1	0	0	0	0	1	0	0	.319
Apr 18	MINNESOTA	*3b	5	0	2	2	0	0	0	0	0	0	0	0	0	0	3	0	3	0	.322
Apr 19	MINNESOTA	*3b	2	2	2	2	0	0	1	2	0	0	0	0	0	0	0	0	1	0	.331
Apr 21	HAWAII	*3b	2	3	1	2	0	0	1	1	0	0	1	0	1	0	1	0	3	0	.333
Apr 24	SACRAMENTO STATE	*3b	5	0	3	1	1	0	0	0	0	0	0	0	0	0	1	1	2	1	.342
Apr 25	SACRAMENTO STATE	*3b	4	0	1	0	0	0	0	1	0	0	0	0	0	0	1	0	1	0	.340
Apr 26	SACRAMENTO STATE	*3b	4	0	2	0	0	0	0	0	0	0	1	0	0	0	0	2	2	1	.343
4/28/2026	at UC Santa Barbara	*3b	4	1	2	1	0	0	0	1	0	0	0	0	0	0	1	0	0	0	.347
May 01	at Michigan State	*3b	3	0	0	0	0	0	0	1	0	0	0	0	0	0	2	1	0	0	.341
May 02	at Michigan State	*3b	4	0	1	0	0	0	0	0	0	0	0	0	0	0	2	1	1	0	.339
May 03	at Michigan State	*3b	6	0	2	1	1	1	0	0	0	0	0	0	0	0	1	1	1	1	.339
May 05	at Loyola Marymount	*3b	4	1	1	1	1	0	0	1	0	0	0	0	0	0	0	0	1	1	.337
May 08	OREGON	*3b	3	3	2	0	0	0	0	0	0	0	1	0	0	0	1	0	1	0	.342
May 09	OREGON	*3b	5	0	1	0	1	0	0	0	0	0	0	0	0	0	2	0	0	0	.338
May 10	OREGON	*3b	4	0	1	1	0	0	0	0	0	0	0	0	0	0	1	0	1	0	.337
May 14	at Washington	*3b	4	0	0	0	0	0	0	0	0	0	0	0	0	0	1	0	0	0	.330
May 15	at Washington	*3b	5	0	1	0	0	0	0	0	0	0	0	0	0	0	1	1	1	1	.327
May 16	at Washington	*3b	4	2	4	3	1	0	0	0	0	0	0	0	0	0	0	1	3	0	.340
May 22	vs Purdue	*3b	4	1	1	1	0	1	0	0	0	0	0	0	0	0	2	1	2	0	.338
May 23	vs USC	*3b	4	0	1	0	1	0	0	0	0	0	0	0	0	0	0	0	1	0	.336
May 24	vs Oregon	*3b	5	1	1	0	0	0	0	0	0	0	0	0	0	1	2	0	3	0	.333
Totals		57gs	225	49	75	51	17	3	7	40	0	1	8	0	2	5	54	35	79	8	.333

On base pct. .447 • Slugging pct. .529

#10 May, Ian - 26 appearances (All games)

Date	Opponent	GS	IP	H	R	ER	BB	SO	2B	3B	HR	WP	BK	HBP	IBB	Score	W-L	Sv	ERA	NP
Feb 13	UC SAN DIEGO		2.2	2	1	1	1	4	0	0	0	0	0	0	0	8-4	0-0	0	3.38	41
Feb 15	UC SAN DIEGO		2.0	1	0	0	0	4	0	0	0	0	0	0	0	7-8	0-0	0	1.93	27
Feb 20	TCU		1.2	2	0	0	1	1	0	0	0	0	0	0	0	10-2	0-0	0	1.42	33
Feb 22	TCU		2.1	2	1	1	0	3	0	0	1	0	0	0	0	15-5	0-0	0	2.08	36
Feb 27	vs Tennessee		0.1	2	1	1	1	1	0	0	0	0	0	0	0	12-5	0-0	0	3.00	14
Mar 01	vs Mississippi State		0.2	2	1	1	0	0	2	0	0	0	0	0	0	8-7	0-0	0	3.72	10
Mar 6	at Ohio State		1.0	1	1	1	1	1	0	0	1	0	0	0	0	11-1	0-0	0	4.22	-
Mar 13	MICHIGAN		2.0	1	0	0	0	2	0	0	0	0	0	0	0	10-5	0-0	0	3.55	38
Mar 15	MICHIGAN		1.0	0	0	0	0	1	0	0	0	0	0	0	0	7-2	0-0	0	3.29	15
Mar 17	PEPPERDINE		1.2	2	0	0	0	3	0	0	0	0	0	0	0	5-4	0-0	0	2.93	28
Mar 20	MARYLAND		1.0	1	0	0	1	0	0	0	0	0	0	0	0	12-2	0-0	0	2.76	17
Mar 24	LOYOLA MARYMOUN		0.2	0	0	0	0	2	0	0	0	0	0	0	0	6-2	0-0	0	2.65	8
Mar 27	at Iowa		0.1	0	0	0	0	0	0	0	0	0	0	0	0	5-2	0-0	0	2.60	4
Mar 29	at Iowa		1.0	2	1	1	0	1	0	0	0	0	0	0	0	14-6	0-0	0	2.95	16
Apr 04	USC		0.1	1	0	0	0	0	0	0	0	0	0	0	0	9-8	0-0	0	2.89	5
Apr 11	at Rutgers		2.0	1	0	0	0	1	0	0	0	0	0	0	0	7-1	0-0	0	2.61	26
Apr 14	UC SANTA BARBARA		2.0	1	0	0	0	2	0	0	0	0	0	0	0	0-4	0-0	0	2.38	23
Apr 19	MINNESOTA		1.1	0	0	0	0	0	0	0	0	0	0	0	0	5-2	0-0	0	2.25	15
Apr 21	HAWAII		2.0	1	1	1	1	2	0	0	1	0	0	1	0	12-7	1-0	0	2.42	34
Apr 24	SACRAMENTO STATE		2.2	0	0	0	0	4	0	0	0	0	0	2	0	6-5	1-0	0	2.20	45
4/28/2026	at UC Santa Barbara		2.0	3	2	2	0	3	0	0	1	0	0	1	0	15-3	1-0	0	2.64	-
May 09	OREGON		1.2	0	0	0	0	3	0	0	0	0	0	0	0	6-9	1-0	0	2.51	22
May 10	OREGON		0.1	1	4	0	1	1	0	0	0	0	0	0	0	9-6	1-0	0	2.48	16
May 16	at Washington		3.0	1	0	0	0	5	0	0	0	0	1	0	0	6-1	2-0	0	2.27	46
May 22	vs Purdue		2.1	0	0	0	1	2	0	0	0	0	0	0	0	4-3	2-0	0	2.13	33
May 24	vs Oregon		1.0	0	0	0	2	1	0	0	0	0	0	0	1	3-2	2-0	0	2.08	21
Totals		0	39.0	27	13	9	10	47	2	0	4	0	1	4	1	212-106	2-0	0	2.08	-

#18 Moss, Wylan - 16 appearances (All games)

Date	Opponent	GS	IP	H	R	ER	BB	SO	2B	3B	HR	WP	BK	HBP	IBB	Score	W-L	Sv	ERA	NP
Feb 14	UC SAN DIEGO		2.2	1	0	0	1	2	0	0	0	0	0	0	0	7-2	0-0	0	0.00	44
Feb 21	TCU		4.0	2	0	0	0	10	0	0	0	0	0	0	0	5-1	0-0	1	0.00	51
Feb 28	vs Texas A&M		2.0	1	0	0	0	3	0	0	0	0	0	0	0	11-1	0-0	1	0.00	24
Mar 01	vs Mississippi State		1.1	1	1	1	0	1	1	0	0	1	0	0	0	8-7	0-0	1	0.90	20
Mar 7	at Ohio State		5.0	1	0	0	0	8	0	0	0	0	0	2	0	19-6	1-0	1	0.60	-
Mar 13	MICHIGAN		3.2	3	0	0	2	6	0	0	0	1	0	1	0	2-0	1-0	1	0.48	74
Mar 21	MARYLAND		3.2	5	0	0	2	0	0	0	0	0	0	0	0	8-3	2-0	1	0.40	48
Mar 29	at Iowa		3.2	2	0	0	1	5	1	0	0	0	0	1	0	14-6	3-0	1	0.35	71
Apr 04	USC		4.1	3	3	2	3	1	1	0	0	0	0	0	0	9-8	3-0	1	0.89	72
Apr 11	at Rutgers		2.0	2	0	0	3	2	0	0	0	0	0	0	0	7-1	3-0	1	0.84	38
Apr 18	MINNESOTA		2.0	3	3	3	1	4	0	0	2	0	0	0	0	6-4	4-0	1	1.57	37
Apr 24	SACRAMENTO STATE	*	4.1	5	4	3	1	6	1	0	1	0	0	1	0	6-5	4-0	1	2.09	66
May 01	at Michigan State	*	6.2	2	1	1	3	8	0	0	0	0	0	1	0	4-1	4-0	1	1.99	95
May 08	OREGON	*	7.0	3	1	1	2	9	1	0	0	0	0	0	0	11-1	5-0	1	1.89	91
May 14	at Washington	*	4.1	4	4	4	1	6	1	0	1	0	0	0	0	0-8	5-1	1	2.38	85
May 22	vs Purdue	*	3.1	3	2	1	3	1	0	0	0	1	0	1	0	4-3	5-1	1	2.40	59
Totals		5	60.0	41	19	16	23	72	6	0	4	3	0	7	0	121-57	5-1	1	2.40	-

#19 Mysza, David - 3 games (All games)

Date	Opponent	Pos	AB	R	H	RBI	2B	3B	HR	BB	SB	CS	HBP	SAC	SF	GDP	K	PO	A	E	Avg
Mar 28	at Iowa	ph/2b	1	0	0	0	0	0	0	0	0	0	0	0	0	0	1	0	0	0	.000
Apr 07	at Cal State Fullerton	pr	0	1	0	0	0	0	0	0	0	0	0	0	0	0	0	0	0	0	.000
4/28/2026	at UC Santa Barbara	ph	1	0	0	0	0	0	0	0	0	0	0	0	0	0	0	0	0	0	.000
Totals		Ogs	2	1	0	0	0	0	0	0	0	0	0	0	0	0	1	0	0	0	.000

On base pct. .000 • Slugging pct. .000

#21 O'Connor, Jack - 20 appearances (All games)

Date	Opponent	GS	IP	H	R	ER	BB	SO	2B	3B	HR	WP	BK	HBP	IBB	Score	W-L	Sv	ERA	NP
Feb 15	UC SAN DIEGO		1.0	1	0	0	1	0	0	0	0	0	0	0	0	7-8	0-0	0	0.00	14
Feb 22	TCU		1.0	0	0	0	1	1	0	0	0	0	0	0	0	15-5	0-0	0	0.00	20
Feb 24	SAN DIEGO STATE		1.0	1	0	0	0	0	0	0	0	0	0	0	0	3-4	0-0	0	0.00	16
Feb 27	vs Tennessee		1.0	1	1	1	0	0	0	1	0	0	0	0	0	12-5	0-0	0	2.25	16
Mar 8	at Ohio State		0.2	0	0	0	0	1	0	0	0	0	0	0	0	10-7	0-0	0	1.93	-
Mar 13	MICHIGAN		0.1	1	1	1	2	0	0	0	0	0	0	0	0	10-5	0-0	0	3.60	15
Mar 17	PEPPERDINE		1.0	0	0	0	1	0	0	0	0	0	0	0	0	5-4	0-0	0	3.00	21
Mar 22	MARYLAND		0.1	0	0	0	0	0	0	0	0	0	0	0	0	14-4	0-0	0	2.84	3
Mar 24	LOYOLA MARYMOUN		1.0	0	0	0	0	2	0	0	0	0	0	0	0	6-2	0-0	0	2.45	10
Mar 28	at Iowa		1.2	2	0	0	0	1	0	0	0	0	0	0	0	19-0	0-0	0	2.00	30
Apr 05	USC		0.1	0	0	0	0	0	0	0	0	0	0	0	0	10-4	0-0	0	1.93	2
Apr 07	at Cal State Fullerton		1.0	1	0	0	0	2	0	0	0	0	0	0	0	7-3	0-0	0	1.74	17
Apr 12	at Rutgers		0.1	0	0	0	0	0	0	0	0	0	0	0	0	9-2	0-0	0	1.69	1
Apr 14	UC SANTA BARBARA		0.2	1	0	0	1	0	0	0	0	0	0	0	0	0-4	0-0	0	1.59	13
Apr 19	MINNESOTA		1.1	1	1	1	0	0	0	0	1	0	0	0	0	5-2	1-0	0	2.13	16
Apr 21	HAWAII		0.1	1	0	0	1	0	0	0	0	0	0	0	0	12-7	1-0	0	2.08	5
Apr 26	SACRAMENTO STATE		0.1	1	1	0	0	0	1	0	0	0	0	0	0	6-9	1-0	0	2.03	12
May 03	at Michigan State		0.0	1	0	0	0	0	0	0	0	0	0	0	0	13-11	1-0	0	2.03	4
May 05	at Loyola Marymount		1.0	3	3	3	0	1	0	0	1	0	0	1	0	8-4	1-0	0	3.77	28
May 10	OREGON		1.0	1	1	0	0	0	0	0	1	0	0	0	0	9-6	1-0	0	3.52	8
Totals		0	15.1	16	8	6	7	8	1	1	3	0	0	1	0	180-96	1-0	0	3.52	-

#85 Randall, Cal - 31 appearances (All games)

Date	Opponent	GS	IP	H	R	ER	BB	SO	2B	3B	HR	WP	BK	HBP	IBB	Score	W-L	Sv	ERA	NP
Feb 14	UC SAN DIEGO		0.1	0	0	0	0	1	0	0	0	0	0	0	0	7-2	0-0	0	0.00	4
Feb 15	UC SAN DIEGO		0.0	0	2	2	2	0	0	0	0	0	0	0	0	7-8	0-0	0	54.00	17
Feb 20	TCU		0.0	0	0	0	1	0	0	0	0	1	0	0	0	10-2	0-0	0	54.00	5
Feb 24	SAN DIEGO STATE		0.2	1	0	0	0	2	0	0	0	0	0	0	0	3-4	0-0	0	18.00	21
Mar 01	vs Mississippi State		1.1	1	0	0	1	1	0	0	0	0	0	0	0	8-7	0-0	0	7.71	19
Mar 03	CAL STATE FULLERT		1.0	0	0	0	1	2	0	0	0	0	0	0	0	4-3	1-0	0	5.40	18
Mar 8	at Ohio State		1.2	2	1	1	0	4	2	0	0	0	0	1	0	10-7	1-0	0	5.40	-
Mar 15	MICHIGAN		0.2	1	2	2	2	2	0	0	0	0	0	1	0	7-2	1-0	0	7.94	29
Mar 17	PEPPERDINE		0.1	0	0	0	0	1	0	0	0	0	0	0	0	5-4	1-0	1	7.50	5
Mar 21	MARYLAND		0.1	0	0	0	1	1	0	0	0	0	0	0	0	8-3	1-0	1	7.11	10
Mar 24	LOYOLA MARYMOUN		1.0	0	0	0	0	2	0	0	0	0	0	0	0	6-2	1-0	1	6.14	13
Mar 27	at Iowa		1.0	0	0	0	1	1	0	0	0	0	0	0	0	5-2	1-0	1	5.40	14
Mar 29	at Iowa		1.0	1	1	1	1	2	0	0	1	0	0	0	0	14-6	1-0	1	5.79	17
Apr 04	USC		0.2	0	0	0	0	1	0	0	0	1	0	0	0	9-8	2-0	1	5.40	7
Apr 05	USC		1.0	0	0	0	0	1	0	0	0	0	0	0	0	10-4	2-0	1	4.91	10
Apr 07	at Cal State Fullerton		1.0	0	0	0	0	2	0	0	0	0	0	0	0	7-3	2-0	1	4.50	15
Apr 10	at Rutgers		1.0	0	0	0	0	2	0	0	0	0	0	0	0	4-1	2-0	1	4.15	16
Apr 12	at Rutgers		1.1	0	0	0	1	3	0	0	0	0	0	0	0	9-2	2-0	1	3.77	21
Apr 14	UC SANTA BARBARA		1.0	1	0	0	2	3	0	0	0	0	0	0	0	0-4	2-0	1	3.52	26
Apr 17	MINNESOTA		1.0	1	0	0	0	2	0	0	0	0	0	0	0	4-2	2-0	1	3.31	17
Apr 19	MINNESOTA		1.0	0	0	0	1	3	0	0	0	0	0	0	0	5-2	2-0	1	3.12	19
Apr 21	HAWAII		1.0	0	0	0	1	2	0	0	0	0	0	0	0	12-7	2-0	1	2.95	19
Apr 25	SACRAMENTO STATE		1.1	1	0	0	1	1	0	0	0	1	0	0	0	5-3	2-0	1	2.75	29
May 02	at Michigan State		0.2	1	1	1	0	0	0	0	0	1	0	1	0	4-3	2-0	1	3.10	9
May 03	at Michigan State		1.0	1	1	1	1	1	0	0	1	0	0	0	0	13-11	2-0	1	3.38	16
May 05	at Loyola Marymount		1.0	0	0	0	0	1	0	0	0	0	0	0	0	8-4	2-0	1	3.22	9
May 09	OREGON		1.0	0	1	1	1	2	0	0	0	0	1	0	0	6-9	2-0	1	3.47	19
May 10	OREGON		1.0	0	0	0	0	1	0	0	0	0	0	0	0	9-6	2-0	1	3.33	10
May 15	at Washington		1.2	1	0	0	0	3	0	0	0	0	0	0	0	6-5	3-0	1	3.12	22
May 16	at Washington		1.0	0	0	0	0	2	0	0	0	0	0	0	0	6-1	3-0	1	3.00	17
May 22	vs Purdue		1.0	1	1	1	0	2	0	0	1	0	0	0	0	4-3	3-0	1	3.21	14
Totals		0	28.0	13	10	10	18	51	2	0	3	4	1	3	0	215-130	3-0	1	3.21	-

#24 Reddemann, Logan - 10 appearances (All games)

Date	Opponent	GS	IP	H	R	ER	BB	SO	2B	3B	HR	WP	BK	HBP	IBB	Score	W-L	Sv	ERA	NP
Feb 13	UC SAN DIEGO	*	5.0	5	3	3	2	6	1	0	0	0	0	1	0	8-4	1-0	0	5.40	89
Feb 20	TCU	*	5.0	5	1	1	1	10	0	0	1	0	0	0	0	10-2	2-0	0	3.60	85
Feb 27	vs Tennessee	*	5.1	4	3	3	1	7	0	0	1	0	0	0	0	12-5	3-0	0	4.11	92
Mar 6	at Ohio State	*	6.0	3	0	0	0	10	1	0	0	0	0	1	0	11-1	4-0	0	2.95	-
Mar 13	MICHIGAN	*	6.0	6	2	2	0	7	1	0	1	0	0	0	0	10-5	5-0	0	2.96	98
Mar 20	MARYLAND	*	6.0	8	2	2	1	7	2	0	0	0	1	0	0	12-2	6-0	0	2.97	105
Mar 27	at Iowa	*	6.1	5	1	1	1	9	1	0	0	0	0	0	0	5-2	7-0	0	2.72	93
Apr 03	USC	*	6.0	6	4	4	1	5	0	0	2	0	0	0	0	12-4	7-0	0	3.15	94
Apr 10	at Rutgers	*	8.0	2	1	1	1	18	1	0	0	0	0	0	0	4-1	7-0	0	2.85	103
Apr 17	MINNESOTA	*	6.0	3	2	2	3	5	1	1	0	0	0	0	0	4-2	8-0	0	2.87	98
Totals		10	59.2	47	19	19	11	84	8	1	5	0	1	2	0	88-28	8-0	0	2.87	-

#12 Strickland, Zach - 25 appearances (All games)

Date	Opponent	GS	IP	H	R	ER	BB	SO	2B	3B	HR	WP	BK	HBP	IBB	Score	W-L	Sv	ERA	NP
Feb 17	TULANE		3.0	1	0	0	0	2	0	0	0	0	0	0	0	13-5	1-0	0	0.00	36
Feb 24	SAN DIEGO STATE		2.0	3	3	2	0	4	0	0	2	0	0	0	0	3-4	1-1	0	3.60	43
Mar 03	CAL STATE FULLERT		2.1	1	0	0	0	3	1	0	0	0	0	0	0	4-3	1-1	0	2.45	33
Mar 6	at Ohio State		1.0	1	0	0	0	2	0	0	0	0	0	0	0	11-1	1-1	0	2.16	-
Mar 10	UC IRVINE		2.0	2	1	1	1	3	1	0	0	0	0	1	0	11-1	1-1	0	2.61	40
Mar 15	MICHIGAN		0.2	0	0	0	0	1	0	0	0	0	0	0	0	7-2	1-1	0	2.45	5
Mar 17	PEPPERDINE		2.0	2	1	0	0	2	0	0	0	0	0	1	0	5-4	2-1	0	2.08	29
Mar 22	MARYLAND		1.2	5	2	2	0	3	0	0	1	1	0	0	0	14-4	2-1	0	3.07	39
Mar 29	at Iowa		0.0	3	3	3	0	0	1	0	1	0	0	0	0	14-6	2-1	0	4.91	14
Mar 31	at UC Irvine		2.0	0	0	0	0	2	0	0	0	0	0	0	0	9-1	2-1	0	4.32	21
Apr 03	USC		1.1	0	0	0	1	2	0	0	0	0	0	0	0	12-4	3-1	0	4.00	22
Apr 05	USC		2.0	1	0	0	1	3	1	0	0	0	0	0	0	10-4	3-1	1	3.60	34
Apr 10	at Rutgers		4.0	2	0	0	0	7	0	0	0	0	0	0	0	4-1	4-1	1	3.00	47
Apr 14	UC SANTA BARBARA		0.1	2	2	2	0	0	1	0	0	0	0	0	0	0-4	4-1	1	3.70	6
Apr 17	MINNESOTA		1.0	0	0	0	0	1	0	0	0	0	0	0	0	4-2	4-1	1	3.55	13
Apr 21	HAWAII		1.0	0	0	0	1	2	0	0	0	0	0	0	0	12-7	4-1	1	3.42	15
Apr 25	SACRAMENTO STATE		1.0	1	1	0	1	1	0	0	0	1	0	0	0	5-3	4-1	1	3.29	14
Apr 26	SACRAMENTO STATE		1.1	0	0	0	0	0	0	0	0	0	0	0	0	6-9	4-1	1	3.14	14
May 01	at Michigan State		0.2	0	0	0	0	2	0	0	0	0	0	0	0	4-1	4-1	1	3.07	18
May 03	at Michigan State		1.0	0	0	0	0	1	0	0	0	0	0	0	0	13-11	5-1	1	2.97	10
May 09	OREGON		0.2	1	1	1	0	1	0	0	0	0	0	0	0	6-9	5-1	1	3.19	11
May 10	OREGON		1.0	1	0	0	0	1	0	0	0	0	0	0	0	9-6	6-1	1	3.09	22
May 16	at Washington		2.0	0	0	0	1	3	0	0	0	0	0	1	0	6-1	6-1	1	2.91	39
May 22	vs Purdue		1.0	0	0	0	0	1	0	0	0	0	0	0	0	4-3	6-1	1	2.83	12
May 23	vs USC		1.1	0	0	0	0	2	0	0	0	0	0	1	0	7-5	6-1	1	2.72	16
Totals		0	36.1	26	14	11	6	49	5	0	4	2	0	4	0	193-101	6-1	1	2.72	-

#14 Stump, Landon - 16 appearances (All games)

Date	Opponent	GS	IP	H	R	ER	BB	SO	2B	3B	HR	WP	BK	HBP	IBB	Score	W-L	Sv	ERA	NP
Feb 15	UC SAN DIEGO	*	3.1	3	1	1	3	1	0	0	1	0	0	2	0	7-8	0-0	0	2.70	64
Feb 22	TCU	*	2.1	4	3	3	2	0	0	1	0	0	0	0	0	15-5	0-0	0	6.35	42
Mar 01	vs Mississippi State	*	3.1	4	2	2	1	3	0	0	1	0	0	0	0	8-7	0-0	0	6.00	56
Mar 8	at Ohio State	*	2.1	2	5	2	3	3	0	0	0	0	0	0	0	10-7	0-0	0	6.35	-
Mar 15	MICHIGAN	*	5.0	1	0	0	1	7	0	0	0	0	0	0	0	7-2	1-0	0	4.41	75
Mar 22	MARYLAND	*	4.1	4	2	2	1	2	1	0	1	0	0	1	0	14-4	1-0	0	4.35	76
Mar 29	at Iowa	*	2.1	3	1	1	1	3	0	0	0	1	0	0	0	14-6	1-0	0	4.30	42
Apr 05	USC	*	4.0	4	3	2	1	1	0	0	1	0	0	1	0	10-4	1-0	0	4.33	61
Apr 12	at Rutgers	*	6.0	1	0	0	0	5	0	0	0	0	0	0	0	9-2	2-0	0	3.55	67
Apr 19	MINNESOTA	*	4.1	3	1	0	1	2	0	0	0	0	0	0	0	5-2	2-0	0	3.13	81
Apr 26	SACRAMENTO STATE	*	3.0	3	5	5	3	2	2	0	1	0	0	0	0	6-9	2-1	0	4.02	67
May 03	at Michigan State	*	3.2	7	6	6	1	5	1	0	1	0	0	0	0	13-11	2-1	0	4.91	69
May 10	OREGON	*	2.2	4	1	1	2	3	0	0	0	0	0	0	0	9-6	2-1	0	4.82	56
May 15	at Washington		2.1	1	0	0	2	2	0	0	0	0	0	0	0	6-5	2-1	0	4.59	41
May 23	vs USC		1.1	1	0	0	0	1	0	0	0	0	0	0	0	7-5	2-1	0	4.47	25
May 24	vs Oregon		2.0	1	0	0	0	2	0	0	0	0	0	0	0	3-2	2-1	0	4.30	16
Totals		13	52.1	46	30	25	22	42	4	1	6	1	0	4	0	143-85	2-1	0	4.30	-

#16 Swenson, Jake - 18 appearances (All games)

Date	Opponent	GS	IP	H	R	ER	BB	SO	2B	3B	HR	WP	BK	HBP	IBB	Score	W-L	Sv	ERA	NP
Feb 13	UC SAN DIEGO		0.1	1	0	0	0	0	0	0	0	0	0	1	0	8-4	0-0	0	0.00	13
Feb 17	TULANE		1.0	0	0	0	1	0	0	0	0	0	0	0	0	13-5	0-0	0	0.00	16
Feb 24	SAN DIEGO STATE		0.1	0	0	0	0	1	0	0	0	1	0	0	0	3-4	0-0	0	0.00	6
Feb 27	vs Tennessee		0.1	0	0	0	0	0	0	0	0	0	0	0	0	12-5	0-0	0	0.00	4
Mar 03	CAL STATE FULLERT		1.2	1	0	0	0	0	0	0	0	0	0	0	0	4-3	0-0	0	0.00	10
Mar 6	at Ohio State		1.0	0	0	0	0	1	0	0	0	0	0	1	0	11-1	0-0	0	0.00	-
Mar 10	UC IRVINE		1.0	1	0	0	0	3	0	0	0	0	0	0	0	11-1	0-0	0	0.00	16
Mar 13	MICHIGAN		0.0	0	2	2	2	0	0	0	0	0	0	0	0	10-5	0-0	0	3.18	10
Mar 17	PEPPERDINE		0.1	1	0	0	0	0	0	0	0	0	0	0	0	5-4	0-0	0	3.00	2
Mar 24	LOYOLA MARYMOUN		0.2	0	1	1	2	0	0	0	0	0	0	0	0	6-2	0-0	0	4.05	19
Mar 31	at UC Irvine		1.0	0	0	0	0	1	0	0	0	0	0	0	0	9-1	0-0	0	3.52	10
Apr 07	at Cal State Fullerton		1.1	2	0	0	0	3	0	0	0	1	0	0	0	7-3	1-0	0	3.00	23
Apr 18	MINNESOTA		0.1	0	0	0	0	0	0	0	0	1	0	0	0	6-4	1-0	0	2.89	3
Apr 21	HAWAII		0.1	2	2	2	1	1	0	0	0	0	0	0	0	12-7	1-0	0	4.66	11
May 01	at Michigan State		0.1	0	0	0	0	0	0	0	0	0	0	0	0	4-1	2-0	0	4.50	2
May 03	at Michigan State		0.2	0	0	0	2	1	0	0	0	0	0	0	0	13-11	2-0	0	4.22	15
May 05	at Loyola Marymount		1.0	1	0	0	0	1	0	0	0	0	0	0	0	8-4	2-0	0	3.86	11
May 14	at Washington		0.2	2	2	2	0	1	0	0	1	1	0	0	0	0-8	2-0	0	5.11	18
Totals		0	12.1	11	7	7	8	13	0	0	1	4	0	2	0	142-73	2-0	0	5.11	-

#36 West, Dean - 55 games (All games)

Date	Opponent	Pos	AB	R	H	RBI	2B	3B	HR	BB	SB	CS	HBP	SAC	SF	GDP	K	PO	A	E	Avg
Feb 13	UC SAN DIEGO	*of	4	2	1	0	2	0	0	1	0	0	0	0	0	0	0	1	0	0	.250
Feb 14	UC SAN DIEGO	*of	5	0	1	0	1	0	0	0	0	0	0	0	0	0	2	1	0	0	.222
Feb 15	UC SAN DIEGO	*of	5	1	0	0	0	0	0	0	0	0	0	0	0	0	0	2	0	0	.143
Feb 17	TULANE	*of	5	1	1	0	0	0	0	0	0	0	1	0	0	0	0	5	0	0	.158
Feb 20	TCU	*of	5	1	2	0	1	0	0	1	0	0	0	0	0	0	1	0	0	0	.208
Feb 21	TCU	*of	2	1	2	0	0	0	0	1	1	0	1	0	0	0	0	1	0	0	.269
Feb 22	TCU	*of	3	1	1	1	1	0	0	2	0	0	1	0	0	0	1	1	0	0	.276
Feb 24	SAN DIEGO STATE	*of	2	1	0	0	0	0	0	1	1	0	1	0	0	0	1	1	0	0	.258
Feb 27	vs Tennessee	*of	4	1	0	0	0	0	0	0	0	0	1	1	0	0	2	1	0	0	.229
Feb 28	vs Texas A&M	*of	2	1	2	1	0	0	0	0	0	0	1	1	0	0	0	1	0	0	.270
Mar 01	vs Mississippi State	*of	4	1	0	0	0	0	0	0	0	0	2	0	0	0	0	0	0	0	.244
Mar 03	CAL STATE FULLERT	*of	4	1	1	1	0	0	0	1	0	0	0	0	0	0	0	3	0	0	.244
Mar 6	at Ohio State	*of	5	1	0	0	0	0	0	0	0	0	1	0	0	0	0	1	0	0	.220
Mar 7	at Ohio State	*of	5	3	2	4	0	0	1	1	0	1	0	0	0	0	1	1	0	0	.236
Mar 8	at Ohio State	*of	6	0	2	3	1	0	0	0	0	0	0	0	0	0	2	1	0	0	.246
Mar 10	UC IRVINE	*of	4	1	2	1	0	0	0	1	0	0	0	0	0	0	1	2	0	0	.262
Mar 13	MICHIGAN	*of	4	1	1	0	0	0	0	1	0	0	0	0	0	0	0	3	0	0	.261
Mar 13	MICHIGAN	*of	5	1	1	0	0	0	0	0	0	0	0	0	0	0	0	2	0	0	.257
Mar 15	MICHIGAN	*of	3	1	0	0	0	0	0	2	0	0	0	0	0	0	2	2	0	0	.247
Mar 17	PEPPERDINE	*of	3	1	0	0	0	0	0	2	0	0	0	0	0	0	0	1	1	0	.237
Mar 20	MARYLAND	*of	2	1	0	2	0	0	0	1	0	0	2	0	0	0	0	0	0	0	.232
Mar 21	MARYLAND	*of	4	1	2	0	0	0	0	1	1	0	0	0	0	0	1	2	0	0	.244
Mar 22	MARYLAND	*of	4	2	2	1	0	0	0	2	1	0	0	0	0	0	0	3	0	0	.256
Mar 24	LOYOLA MARYMOUN	*of	2	1	0	0	0	0	0	3	0	0	0	0	0	0	0	1	0	0	.250
Mar 27	at Iowa	*of	5	0	1	1	1	0	0	0	0	0	0	0	0	0	0	3	0	0	.247
Mar 28	at Iowa	*of	4	2	1	2	0	0	0	0	0	0	2	0	0	0	2	0	0	0	.248
Mar 29	at Iowa	*of	5	3	2	3	0	0	1	0	1	0	1	0	0	0	1	2	0	0	.255
Mar 31	at UC Irvine	*of	5	2	1	1	0	0	0	1	0	0	0	0	0	0	1	3	1	0	.252
Apr 03	USC	*of	4	2	1	1	1	0	0	1	0	0	1	0	0	0	0	3	0	0	.252
Apr 04	USC	*of	4	1	1	0	0	0	0	0	0	0	1	0	0	0	0	1	0	0	.252
Apr 05	USC	*of	5	2	2	1	0	0	1	0	0	0	0	0	0	0	0	0	0	0	.258
Apr 07	at Cal State Fullerton	*of	5	0	2	2	1	0	0	0	0	0	0	0	0	0	0	1	0	0	.264
Apr 10	at Rutgers	*of	6	0	3	0	1	0	0	0	1	0	1	0	0	0	2	0	0	0	.274
Apr 11	at Rutgers	*of	3	1	0	1	0	0	0	1	0	0	0	0	1	0	0	4	0	0	.268
Apr 12	at Rutgers	*of	5	1	1	0	0	0	0	0	2	0	1	0	0	0	2	0	0	0	.266
Apr 14	UC SANTA BARBARA	*of	4	0	2	0	0	0	0	0	0	0	0	0	0	0	0	1	1	0	.272
Apr 17	MINNESOTA	*of	2	0	1	1	1	0	0	1	0	0	0	0	1	0	1	3	0	0	.275
Apr 18	MINNESOTA	*of	2	2	1	0	0	0	0	3	0	0	0	0	0	0	0	1	0	0	.278
Apr 19	MINNESOTA	*of	4	1	2	0	0	0	0	0	0	0	0	0	0	0	0	4	0	0	.284
Apr 21	HAWAII	*of	3	2	1	1	0	0	1	0	0	0	2	0	0	0	0	1	1	0	.285
Apr 24	SACRAMENTO STATE	*of	4	0	1	1	0	0	0	0	1	0	0	0	1	0	0	1	0	0	.284
Apr 25	SACRAMENTO STATE	*of	5	0	1	1	0	0	0	0	0	0	0	0	0	0	1	4	0	0	.281
Apr 26	SACRAMENTO STATE	*of	5	1	2	0	0	0	0	0	0	0	0	0	0	0	1	3	1	0	.285
4/28/2026	at UC Santa Barbara	*of	6	2	2	2	0	0	0	0	0	0	0	0	0	0	0	1	0	0	.287
May 01	at Michigan State	*of	4	0	0	0	0	0	0	1	0	0	0	0	0	0	2	1	0	0	.280
May 02	at Michigan State	*of	5	1	2	0	1	0	0	0	0	0	0	0	0	0	0	1	0	0	.283
May 03	at Michigan State	*of	4	3	1	0	0	1	0	2	0	0	0	0	0	0	0	2	0	0	.283
May 05	at Loyola Marymount	*of	4	1	0	1	0	0	0	1	0	0	0	1	0	1	0	1	0	0	.277
May 08	OREGON	*of	4	0	1	0	0	0	0	0	0	0	0	0	0	0	1	1	0	0	.276
May 09	OREGON	*of	5	0	0	0	0	0	0	0	0	0	0	0	0	0	2	0	0	0	.270
May 10	OREGON	*of	5	2	4	4	0	0	1	0	1	0	0	0	0	0	1	3	0	0	.282
May 14	at Washington	*of	2	0	0	0	0	0	0	1	0	0	1	0	0	0	0	2	0	0	.280
May 22	vs Purdue	*of	3	0	0	0	0	0	0	0	0	0	1	1	0	0	0	6	0	0	.276
May 23	vs USC	*of	4	2	3	2	0	0	1	1	0	0	0	0	0	0	0	1	0	0	.284
May 24	vs Oregon	*of	5	0	0	0	0	0	0	0	0	0	0	0	0	0	0	0	0	0	.278
Totals		55gs	223	57	62	39	10	1	6	34	10	1	22	4	3	1	31	90	5	0	.278

On base pct. .418 • Slugging pct. .413

# 2026 CONFERENCE OVERALL STATISTICS

Record: 28-2 Home: 14-1 Away: 14-1 Big Ten: 28-2

Player	avg	gp-gs	ab	r	h	2b	3b	hr	rbi	tb	slg%	bb	hp	so	gdp	ob%	sf	sh	sb-att	po	a	e	fld%	
7 Martin, Roman	.333	30-30	123	33	41	9	2	5	29	69	.561	19	5	32	2	.439	1	0	0-0	18	38	4	.933	
39 Levu, Mulivai	.331	30-30	124	40	41	7	1	11	36	83	.669	13	12	18	3	.443	0	0	3-4	221	5	2	.991	
9 Gasparino, Will	.325	30-30	120	28	39	8	0	6	31	65	.542	14	3	33	1	.403	2	0	1-1	65	6	0	1.000	
1 Cholowsky, Roch	.308	30-30	117	35	36	4	0	6	25	58	.496	22	12	23	3	.458	2	0	0-0	30	70	6	.943	
11 Brennan, Payton	.303	30-30	119	26	36	5	1	5	32	58	.487	10	10	34	1	.397	2	1	2-2	69	0	2	.972	
36 West, Dean	.293	28-28	116	32	34	6	1	4	24	54	.466	18	11	20	0	.429	2	0	7-8	46	0	0	1.000	
40 Dugger, Cashel	.288	30-30	104	22	30	4	0	2	24	40	.385	25	6	21	1	.449	1	0	0-0	298	21	2	.994	
-----																								
6 Cadiz, Dominic	.279	19-14	43	5	12	3	0	1	12	18	.419	6	2	11	2	.385	1	0	0-0	1	0	0	1.000	
26 Aguayo, Aiden	.275	16-13	40	8	11	1	1	1	10	17	.425	8	2	7	2	.412	1	2	0-0	14	20	2	.944	
5 Espinoza, Aidan	.261	15-4	23	6	6	2	0	0	5	8	.348	3	2	6	0	.379	1	0	0-0	0	0	0	.000	
38 Gudoy, Trey	.222	17-9	36	5	8	1	0	0	3	9	.250	8	1	8	1	.378	0	1	0-0	0	0	0	.000	
4 Call, Phoenix	.164	23-18	55	15	9	2	0	1	6	14	.255	11	7	21	3	.365	1	3	1-1	26	48	5	.937	
15 Hocking, Jarrod	.077	7-4	13	1	1	0	0	0	2	1	.077	2	0	4	0	.200	0	0	1-1	5	0	0	1.000	
19 Mysza, David	.000	1-0	1	0	0	0	0	0	0	0	.000	0	0	1	0	.000	0	0	0-0	0	0	0	.000	
8 Khansarinia, Kasen	.000	1-0	1	0	0	0	0	0	0	0	.000	1	0	1	0	.500	0	0	0-0	0	0	0	.000	
Totals	.294	30	1035	256	304	52	6	42	239	494	.477	160	73	240	19	.419	14	7	15-17	798	233	28	.974	
Opponents	.210	30	970	111	204	36	4	25	105	323	.333	105	21	301	19	.299	7	7	9-13	762	214	28	.972	

LOB - Team (271), Opp (202). DPs turned - Team (22), Opp (21). TPs turned - Team (0), Opp (1). CI - Team (1), Dugger 1. IBB - Team (3), Gasparino 2, Cholowsky 1. Picked off - West 1.

## (Big Ten games only Sorted by Earned run avg)

Player	era	w-l	app	gs	cg	sho	sv	ip	h	r	er	bb	so	2b	3b	hr	b/avg	wp	hp	bk	sfa	sha		
18 Moss, Wylan	2.34	5-1	10	3	1	0/1	0	42.1	28	12	11	18	49	4	0	3	.187	1	5	0	2	1		
24 Reddemann, Logan	2.44	5-0	7	7	0	0/0	0	44.1	33	12	12	7	61	7	1	3	.202	0	1	1	0	0		
14 Stump, Landon	3.41	2-0	10	9	0	0/0	0	37.0	30	19	14	13	33	2	0	3	.222	1	2	0	0	2		
55 Barnett, Michael	4.91	3-0	10	10	0	0/2	0	40.1	44	25	22	17	37	10	1	5	.282	5	5	0	0	1		
-----																								
27 Hawk, Easton	0.42	1-1	20	0	0	0/1	14	21.2	11	4	1	8	22	4	0	0	.145	1	0	0	0	0		
10 May, Ian	1.20	1-0	12	0	0	0/0	0	15.0	9	6	2	3	15	0	0	1	.167	0	0	1	0	1		
99 Cervantes, Angel	1.42	0-0	4	1	0	0/0	0	6.1	4	1	1	5	4	1	0	0	.182	0	0	0	1	0		
20 Lee, Justin	2.35	1-0	9	0	0	0/0	0	7.2	6	5	2	4	10	2	1	2	.207	1	1	0	0	0		
21 O'Connor, Jack	3.00	1-0	9	0	0	0/1	0	6.0	6	3	2	2	2	0	0	2	.286	0	0	0	2	1		
12 Strickland, Zach	3.18	4-0	13	0	0	0/0	1	17.0	14	6	6	3	27	2	0	2	.215	1	1	0	0	0		
47 Iwanaga, Elai	3.38	1-0	4	0	0	0/0	0	2.2	3	1	1	3	3	1	0	0	.300	0	2	0	0	1		
85 Randall, Cal	3.71	2-0	17	0	0	0/0	0	17.0	8	7	7	9	31	2	0	2	.138	2	3	1	0	0		
25 Bott, CJ	9.00	0-0	1	0	0	0/0	0	2.0	2	2	2	3	2	0	1	0	.333	1	0	0	1	0		
45 Grothues, Chris	9.82	1-0	8	0	0	0/0	0	3.2	4	4	4	6	2	1	0	1	.286	0	0	1	1	0		
16 Swenson, Jake	12.00	1-0	6	0	0	0/0	0	3.0	2	4	4	4	3	0	0	1	.182	2	1	0	0	0		
Totals	3.08	28-2	30	30	1	2/2	15	266.0	204	111	91	105	301	36	4	25	.210	15	21	4	7	7		
Opponents	8.33	2-28	30	30	0	1/1	1	254.0	304	256	235	160	240	52	6	42	.294	26	73	5	14	7		

PB - Team (4), Dugger 4, Opp (2). Pickoffs - Team (4), Hawk 1, Reddemann 1, Moss 1, Dugger 1, Opp (1). SBA/ATT - Dugger (9-13), Barnett (4-7), Stump (2-3), Reddemann (1-1), Randall (1-1), Hawk (1-1).

# 2026 OVERALL STATISTICS

Record: 51-6 Home: 27-5 Away: 18-1 Neutral: 6-0 Big Ten: 28-2

Player	avg	gp-gs	ab	r	h	2b	3b	hr	rbi	tb	slg%	bb	hp	so	gdp	ob%	sf	sh	sb-att	po	a	e	fld%	
39 Levu, Mulivai	.342	56-56	231	60	79	11	1	17	62	143	.619	26	15	31	4	.438	2	0	3-4	421	20	3	.993	
7 Martin, Roman	.333	57-57	225	49	75	17	3	7	51	119	.529	40	8	54	5	.447	2	0	0-1	35	79	8	.934	
1 Cholowsky, Roch	.329	57-57	219	71	72	10	0	21	59	145	.662	35	24	34	5	.461	6	0	1-1	62	144	8	.963	
9 Gasparino, Will	.316	56-56	212	51	67	12	2	19	62	140	.660	28	9	54	3	.413	3	0	2-4	121	8	0	1.000	
11 Brennan, Payton	.288	57-57	215	48	62	11	3	9	51	106	.493	26	14	56	2	.391	6	1	6-8	110	2	3	.974	
36 West, Dean	.278	55-55	223	57	62	10	1	6	39	92	.413	34	22	31	1	.418	3	4	10-11	90	5	0	1.000	
40 Dugger, Cashel	.258	51-49	178	33	46	9	0	4	38	67	.376	31	8	35	6	.388	2	0	0-0	479	31	6	.988	
-----																								
5 Espinoza, Aidan	.342	27-5	38	7	13	2	1	0	10	17	.447	5	2	7	0	.435	1	0	1-1	0	0	0	.000	
38 Gudoy, Trey	.281	27-16	57	12	16	2	0	0	6	18	.316	14	1	13	1	.431	0	1	0-0	0	0	0	.000	
8 Khansarinia, Kasen	.259	9-8	27	5	7	0	0	0	5	7	.259	4	2	7	0	.382	1	2	0-0	76	6	0	1.000	
6 Cadiz, Dominic	.256	36-28	86	16	22	5	0	2	15	33	.384	12	4	15	3	.369	1	0	0-0	10	0	0	1.000	
26 Aguayo, Aiden	.245	36-29	102	21	25	4	1	2	20	37	.363	14	3	21	2	.344	3	2	1-1	38	58	5	.950	
15 Hocking, Jarrod	.200	19-9	35	9	7	1	0	0	2	8	.229	4	1	9	1	.300	0	3	2-2	9	0	0	1.000	
4 Call, Phoenix	.198	37-31	96	23	19	5	1	1	12	29	.302	18	12	32	3	.386	1	7	3-3	47	76	7	.946	
19 Mysza, David	.000	3-0	2	1	0	0	0	0	0	0	.000	0	0	1	0	.000	0	0	0-0	0	0	0	.000	
Totals	.294	57	1946	463	572	99	13	88	432	961	.494	291	125	400	36	.413	31	20	29-36	1518	474	46	.977	
Opponents	.219	57	1850	214	406	67	6	56	204	653	.353	193	45	560	30	.306	14	17	26-36	1441	446	58	.970	

LOB - Team (508), Opp (388). DPs turned - Team (40), Opp (42). TPs turned - Team (0), Opp (1). CI - Team (1), Dugger 1. IBB - Team (9), Cholowsky 3, Gasparino 3, Levu 2, Espinoza 1, Opp (2). Picked off - Brennan 1, Martin 1, West 1.

## (All games Sorted by Earned run avg)

Player	era	w-l	app	gs	cg	sho	sv	ip	h	r	er	bb	so	2b	3b	hr	b/avg	wp	hp	bk	sfa	sha		
18 Moss, Wylan	2.40	5-1	16	5	1	0/1	1	60.0	41	19	16	23	72	6	0	4	.196	3	7	0	4	3		
24 Reddemann, Logan	2.87	8-0	10	10	0	0/0	0	59.2	47	19	19	11	84	8	1	5	.212	0	2	1	0	0		
55 Barnett, Michael	4.15	6-0	15	15	0	0/2	0	65.0	61	33	30	28	53	13	1	9	.253	6	7	0	1	1		
-----																								
27 Hawk, Easton	1.41	6-2	31	0	0	0/1	14	38.1	23	11	6	15	47	6	0	3	.165	2	2	0	1	0		
10 May, Ian	2.08	2-0	26	0	0	0/0	0	39.0	27	13	9	10	47	2	0	4	.189	0	4	1	0	3		
47 Iwanaga, Elai	2.31	2-0	14	0	0	0/0	0	11.2	10	3	3	6	15	3	0	1	.233	1	3	0	0	1		
12 Strickland, Zach	2.72	6-1	25	0	0	0/0	1	36.1	26	14	11	6	49	5	0	4	.195	2	4	0	0	1		
85 Randall, Cal	3.21	3-0	31	0	0	0/0	1	28.0	13	10	10	18	51	2	0	3	.137	4	3	1	1	0		
20 Lee, Justin	3.26	3-0	23	0	0	0/0	0	19.1	14	10	7	11	26	2	1	6	.197	1	1	0	0	0		
21 O'Connor, Jack	3.52	1-0	20	0	0	0/1	0	15.1	16	8	6	7	8	1	1	3	.271	0	1	0	2	1		
99 Cervantes, Angel	3.86	4-1	18	14	0	0/0	0	44.1	48	21	19	14	30	11	0	3	.279	3	3	0	2	2		
14 Stump, Landon	4.30	2-1	16	13	0	0/0	0	52.1	46	30	25	22	42	4	1	6	.241	1	4	0	0	4		
16 Swenson, Jake	5.11	2-0	18	0	0	0/0	0	12.1	11	7	7	8	13	0	0	1	.250	4	2	0	0	0		
25 Bott, CJ	5.40	0-0	8	0	0	0/0	0	10.0	10	6	6	6	8	2	1	1	.263	1	0	0	1	0		
45 Grothues, Chris	6.08	1-0	18	0	0	0/0	0	13.1	12	9	9	8	13	2	0	3	.261	0	2	1	2	1		
34 Edwards, Mack	9.00	0-0	2	0	0	0/0	0	1.0	1	1	1	0	2	0	0	0	.250	0	0	0	0	0		
Totals	3.27	51-6	57	57	1	2/2	17	506.0	406	214	184	193	560	67	6	56	.219	28	45	4	14	17		
Opponents	7.85	6-51	57	57	0	2/2	5	480.2	572	463	419	291	400	99	13	88	.294	60	125	7	31	20		

PB - Team (6), Dugger 5, Khansarinia 1, Opp (11). Pickoffs - Team (5), Dugger 2, Hawk 1, Moss 1, Reddemann 1, Opp (3). SBA/ATT - Dugger (16-24), Khansarinia (10-12), Barnett (4-8), Stump (4-6), Swenson (4-5), Cervantes (2-4), Hawk (3-3), Lee (2-2), Randall (1-2), Iwanaga (2-2), May (1-1), Moss (1-1), Bott (1-1), Reddemann (1-1).