



2026 UCLA SOFTBALL

UCLA Athletic Communications / J.D. Morgan Center / 325 Westwood Plaza / Los Angeles, CA 90095
Softball Contact: Vinny Lavalsiti / vlavalsiti@athletics.ucla.edu / c: (209) 781-6810

2026 SCHEDULE

February (17-3)

Fri.	6	UC Santa Barbara ¹	B1G+	W, 18-1 (5)
Fri.	6	Northern Colorado ¹	B1G+	W, 10-1 (5)
Sat.	7	vs. Oregon State ²	FloCollege	W, 12-4 (5)
Sat.	7	vs. Utah ²	FloCollege	W, 11-0 (5)
Sun.	8	UC Riverside ¹	B1G+	W, 17-0 (5)
Fri.	13	vs. (RV) Oklahoma State ³	ESPNU	L, 3-4 (8)
Fri.	13	vs. Missouri ³	ESPN+	W, 6-5
Sat.	14	vs. (3) Tennessee ³	ESPNU	L, 0-11 (5)
Sat.	14	vs. (7) Florida State ³	ESPN+	L, 7-11
Sun.	15	vs. (12) LSU ³	ESPN2	W, 8-0 (6)
Thu.	19	vs. (RV) Auburn ⁴	FloCollege	W, 23-1 (5)
Fri.	20	vs. Nevada ⁴	FloCollege	W, 6-5
Fri.	20	vs. (20) Duke ⁴	FloCollege	W, 10-5
Sat.	21	vs. Fresno State ⁴	FloCollege	W, 11-0 (5)
Sat.	21	vs. (13) South Carolina ⁴	FloCollege	W, 5-4
Sun.	22	vs. (11) Texas A&M ⁴	FloCollege	W, 15-7 (5)
Fri.	27	vs. East Texas A&M ⁵	N/A	W, 14-0 (5)
Fri.	27	vs. (4) Florida ⁵	N/A	W, 15-12
Sat.	28	vs. BYU ⁵	N/A	W, 13-8
Sat.	28	vs. Seattle U. ⁵	N/A	W, 16-10

March (12-2)

Sun.	1	vs. Oregon State ⁵	N/A	W, 13-3 (5)
Fri.	6	Wisconsin [*]	B1G+	W, 14-5 (5)
Sat.	7	Wisconsin [*]	B1G+	W, 8-0 (5)
Sun.	8	Wisconsin [*]	B1G+	W, 16-9
Wed.	11	LMU	B1G+	W, 9-1 (5)
Fri.	13	Michigan State [*]	B1G+	W, 10-0 (5)
Sat.	14	Michigan State [*]	B1G+	W, 18-10 (5)
Sun.	15	Michigan State [*]	B1G+	W, 10-2 (6)
Sat.	21	at Rutgers [*]	B1G+	W, 16-5 (5)
Sun.	22	at Rutgers [*]	BTN	W, 13-3 (6)
Mon.	23	at Rutgers [*]	BTN	W, 17-6 (6)
Fri.	27	at (9) Nebraska [*]	FS1	L, 1-4
Sat.	28	at (9) Nebraska [*]	B1G+	W, 6-5
Sun.	29	at (9) Nebraska [*]	B1G+	L, 4-8

April (15-0)

Thu.	2	Hawai'i	B1G+	W, 9-5
Fri.	3	Indiana [*]	B1G+	W, 5-4
Sat.	4	Indiana [*]	B1G+	W, 7-2
Sun.	5	Indiana [*]	B1G+	W, 4-0
Tue.	7	at Cal State Fullerton	ESPN+	W, 13-11
Fri.	10	at Illinois [*]	B1G+	W, 17-0
Sat.	11	at Illinois [*]	B1G+	W, 10-1 (6)
Sun.	12	at Illinois [*]	B1G+	W, 18-0 (5)
Tue.	14	California Baptist	B1G+	W, 13-6
Wed.	15	at Long Beach State	ESPN+	W, 27-9
Sat.	18	California (DH-1)	B1G+	W, 13-5 (5)
Sat.	18	California (DH-2)	B1G+	W, 9-1 (5)
Fri.	24	at (25) Washington [*]	BTN	W, 7-5
Sat.	25	at (25) Washington [*]	BTN	W, 7-2
Sun.	26	at (25) Washington [*]	B1G+	W, 9-1

May (8-3)

Fri.	1	(11) Oregon [*]	BTN	L, 2-8
Sat.	2	(11) Oregon [*]	BTN	L, 11-13
Sun.	3	(11) Oregon [*]	BTN	W, 11-3 (5)
Thu.	7	vs. Penn State ⁶	BTN	W, 6-1
Fri.	8	vs. Wisconsin ⁶	BTN	W, 19-5 (5)
Sat.	9	vs. (2) Nebraska ⁶	BTN	L, 2-7
Fri.	15	California Baptist ⁷	ESPN2	W, 12-11
Sat.	16	South Carolina ⁷	ESPN	W, 7-2
Sun.	17	South Carolina ⁷	ESPN	W, 15-1 (6)
Fri.	22	(23) UCF ⁸	ESPNU	W, 9-1 (5)
Sat.	23	(23) UCF ⁸	ESPN	W, 14-4
Thu.	28	vs. (3) Alabama ⁹	ESPN2	4 p.m.

Postseason

May 28-June 5	WCWS ⁹	Oklahoma City, Okla.
---------------	-------------------	----------------------

* Big Ten Conference games
rankings in parentheses are from the weekly NFCA Coaches poll
all times are Pacific

- 1 Stacy Winsberg Memorial Tournament, at Easton Stadium (Los Angeles, Calif.)
- 2 Mark Campbell Invitational, at Bill Barber Park (Irvine, Calif.)
- 3 Clearwater Invitational, at Eddie C. Moore Complex (Clearwater, Fla.)
- 4 Mary Nutter Collegiate Classic, at Big League Dreams Park (Cathedral City, Calif.)
- 5 Judi Garman Classic, at Anderson Family Field (Fullerton, Calif.)
- 6 Big Ten Tournament, at Bittinger Stadium (West Lafayette, Ind.)
- 7 NCAA Regionals, at Easton Stadium (Los Angeles, Calif.)
- 8 NCAA Super Regionals, at Easton Stadium (Los Angeles, Calif.)
- 9 Women's College World Series, at Devon Park (Oklahoma City, Okla.)



Women's College World Series

Devon Park (Oklahoma City, Okla.)
May 28 - June 4/5

The Field: Alabama, Arkansas, Mississippi State, Nebraska, Tennessee, Texas, Texas Tech, UCLA



No. 8 seed UCLA Bruins (52-8, 20-4 Big Ten)

Big Ten Regular-Season Finish: 3rd | Big Ten Tournament Finish: Runner-Up

Team BA: .385 | Team ERA: 4.32 | Runs/Game: 10.85

Head Coach: Kelly Inouye-Perez (UCLA, 1993) | Record: 925-230-1 (.800) [20th year]

NO. 8 SEED BEGINS QUEST FOR 13TH NCAA TITLE

No. 8 seed UCLA makes its NCAA-record 34th Women's College World Series appearance this week, beginning with a matchup against No. 1 seed Alabama on Thursday, May 28 at 4 p.m. (PT)/6 p.m. (CT) at Devon Park in Oklahoma City. The fifth WCWS meeting between the Bruins (52-8) and Crimson Tide (54-7) will be televised on ESPN2.

UCLA is powered by "The Bruin Bombers," Megan Grant and Jordan Woolery. Grant, a USA Softball Collegiate Player of the Year Top 3 Finalist, leads the country with an NCAA-record 40 home runs, 1.983 OPS and 74 walks. Woolery, the 2026 Big Ten Player of the Year, is on pace to become the first player in NCAA history to hit .500 with 30+ homers and 100+ RBIs in the same season.

UCLA'S POSTSEASON HISTORY

- The Bruins are making their NCAA-record 41st NCAA Tournament appearance and their 27th straight appearance since 1999.
- The Bruins' 34 Women's College World Series (WCWS) appearances are also an NCAA record.
- UCLA is the winningest program in the history of college softball with 12 NCAA Championships (13 total, including AIAW).
- UCLA holds the distinction as the only softball program to win a championship in every decade, including its 1978 AIAW title.
- UCLA owns an all-time NCAA Tournament record of 250-71 (.779), including a 105-43 (.710) mark in the WCWS.
- UCLA has reached the WCWS in 10 of the last 11 seasons the event was held, most recently in 2025.
- The Bruins won the first-ever title under the umbrella of the National Collegiate Athletic Association (NCAA) in 1982.

NOTES ON THE BRUINS' LINEUP

- UCLA leads the nation and has set an NCAA single-season record with 200 home runs this season.
- UCLA has also set NCAA single-season records for runs scored (651), RBIs (623), total bases (1,355) and extra-base hits (323).
- A UCLA-record eight different players have hit double-digit home runs in the same season, including four with at least 20.
- UCLA also leads the NCAA in scoring (10.85), slugging (.836), on-base percentage (.496) and walks (317).
- UCLA's lineup boasts the NCAA leaders homers, OBP, SLG and OPS (Grant), RBIs (Woolery) and runs scored (Slimp).
- For a second straight year under hitting coach Lisa Fernandez, UCLA has set a program record for run-rule victories with 29.
- Megan Grant (Top 3) and Jordan Woolery (Top 10) have been named USA Softball Collegiate Player of the Year Finalists.
- Grant is the NCAA leader in home runs (40), slugging percentage (1.333), on-base percentage (.650) and OPS (1.983).
- Woolery is on pace to become the first player in NCAA history to hit for a .500 average with at least 30 homers and 100 RBIs.
- Woolery has been named the 2026 Big Ten Player of the Year, marking UCLA's 20th conference Player of the Year award.

INDIVIDUAL OFFENSIVE RECORDS

- Megan Grant (40) and Jordan Woolery (34) are the first teammates in NCAA history to each hit 30+ homers in the same season.
- Grant broke the NCAA single-season home run record with her 38th of the year versus Nebraska on May 9.
- Grant has broken her Big Ten home run record of 26 set last season. She needed 29 fewer games this season to tie that mark.
- Grant has broken Stacey Nuveman's UCLA single-season home run record of 31, set in 1999, with 40 homers so far this season.
- Woolery ranks second in NCAA Division I history with a program-record 112 RBIs and 216 total bases.
- With 112 RBIs, Woolery is 16 RBIs shy of tying the NCAA single-season record of 128 set by Arizona's Laura Espinoza in 1995.
- Woolery ranks fifth on UCLA's career hits list with 293 base knocks over 240 games played.
- Rylee Slimp has broken Natasha Watley's UCLA single-season runs record of 75, set in 2001, with 94 runs so far this season.

NATIONAL PLAYER OF THE YEAR FINALISTS

Senior slugger Megan Grant was named a Top 3 Finalist for the prestigious USA Softball Collegiate Player of the Year Award on Monday, May 18. The winner will be announced prior to the start of the Women's College World Series on May 26 and receive a trophy modeled after UCLA great Lisa Fernandez. Additionally, Jordan Woolery was named a Top 10 Finalist for the award for a second consecutive season. This marks the fourth time in program history that two UCLA players have made the cut for the Top 10 in the same season, last accomplished in 2023. Two Bruins have won the award three times, most recently by Rachel Garcia in 2019.

POSTSEASON POINTERS

- UCLA has scored 57 runs this postseason, the most ever by a Bruins team through Super Regionals.
- UCLA's 18 home runs this postseason are the second-most by a Bruin team in the NCAA Tournament (27 homers in 2010).
- All nine players in UCLA's starting lineup have homered at least once this postseason, led by Aleena Garcia with four dingers.
- Garcia is tied with Arkansas' Karlie Davison with four homers entering the WCWS and ranks second behind her with 12 RBIs.
- Taylor Tinsley leads all pitchers in the NCAA Tournament with 29.1 innings pitched, four complete games and four victories.
- Tinsley recorded a postseason career high in strikeouts with 11 in UCLA's Super Regional-clinching win over UCF on May 23.
- Tinsley is the first Bruin pitcher since Ally Carda in 2015 to start every Regional and Super Regional game.
- The UCLA record for most consecutive pitching starts in a single postseason is 14, set by Anjelica Selden in 2005.
- Garcia set a UCLA postseason record with seven RBIs in UCLA's Super Regional finale versus UCF.
- Jolyna Lamar hit a game-tying two-run homer in the bottom of the seventh at 11-11 versus Cal Baptist in UCLA's Regional opener.
- UCLA mounted an 11-7 deficit to walk it off on Cal Baptist on May 15. Garcia drove in the game-winning run on a sacrifice fly.
- Starting her third game of the season against South Carolina, Tinsley held the Gamecocks to just two hits in the Regional final.

MEDIA INFORMATION

UCLA Athletic Communications
J.D. Morgan Center, Suite 128
325 Westwood Plaza, Los Angeles, CA 90095

Softball Contact: Vinny Lavalsiti
 Cell Phone: (209) 781-6810
 E-Mail: vlavalsiti@athletics.ucla.edu
 Website: www.uclabruins.com

Media Availability

Please contact Vinny Lavalsiti to confirm availability. Media requests should be made at least 24 hours in advance.

Credentials

Credential requests for both home and road games must be made 24 hours prior to game time by emailing Vinny Lavalsiti (vlavalsiti@athletics.ucla.edu).

Credential Pickup

Credentials are available on game day at Easton Stadium at the front entrance to the stadium.

Media Seating

Media seating is available in select areas of Easton Stadium. Seating in the press box is provided on a first-come-first serve basis.

Photography Areas

Credentialed photographers are permitted to shoot from a camera well behind home plate and beyond the center field wall.

Postgame Procedure

Head coach Kelly Inouye-Perez and selected players will be available to the media after a cooling-off period. Please contact Vinny Lavalsiti to arrange postgame interviews.

UCLA QUICK FACTS

SCHOOL INFORMATION

Founded	1919
Enrollment	46,678
Nickname	Bruins
Colors	Blue and Gold
Home Field (capacity)	Easton Stadium (1,328)
Surface	Natural Grass (Bermuda)
Home Field Dimensions	190 ft. to corners, 210 ft. to center
Affiliation	NCAA Division I
Total NCAA Championships	127 (3 in 2025-26)
Conference	Big Ten
Chancellor	Dr. Julio Frenk
Director of Athletics	Martin Jarmond
Athletic Dept. Phone	(310) 825-8699
Ticket Office Phone	(310) 825-2101

SOFTBALL HISTORY

First Season of Softball	1975 (52nd season in 2026)
All-Time Record	2,263-522-5 (.811)
All-Time NCAA Record	2,102-467-5 (.817)
All-Time NCAA Tournament Record	250-71 (.779)
National Championships	13 (IAAW - '78, NCAA - '82, '84, '85, '88, '89, '90, '92, '99, '03, '04, '10, '10, '19)
Conference Regular-Season Championships	18
Conference Tournament Championships	1
WCWS Appearances	34
Super Regional Appearances	16
NCAA Tournament Appearances	41

TEAM INFORMATION

2025 Overall Record	55-13
Home/Away/Neutral	22-2/15-5/18-6
2025 Big Ten Record/Finish	17-5 (2nd)
Home/Away	9-2/8-3
2025 Postseason Finish	1-5th, WCWS
2025 Final Ranking (NFCA)	6th (609 points)
Letterwinners Returning/Lost	9/13
Newcomers	11
Fr./So./Jr./Sr.	7/6/5/3

COACHES & SUPPORT STAFF

Head Coach	Kelly Inouye-Perez (UCLA '93)
Overall/UCLA Record	925-230-1 (20 years in 2026/.800)
Associate Head Coach	Lisa Fernandez (UCLA '95)
Assistant Coach	Rob Schweyer
Assistant Coach	Mysha Sataraka (UCLA '16)
Director of Player Development/Data Analytics	Will Oldham
Director of Operations	Claire Donyanavard (UIC '11)
Athletic Trainer	Janice Lee (Washington '14)
Athletic Performance Coach	Taylor Puetz (North Carolina '22)

UCLA SOFTBALL ON SOCIAL MEDIA

Softball X: @UCLASoftball
 Softball Instagram: @UCLASoftball
 Softball Facebook: /UCLABruinsSoftball

#GoBruins

2026 UCLA NUMERICAL ROSTER

No.	Name	Yr.	Pos.	B/T	Ht.	Exp.	Hometown (High School / Previous School)
00	Sofia Mujica	So.	C/DP	R/R	5-5	1V	San Diego, Calif. (Granite Hills HS)
3	Natalie Cable	Fr.	P/UTIL	L/L	5-6	HS	Valrico, Fla. (Bloomington Senior HS)
4	Rylee Pinedo	Sr.	UTIL	L/R	5-3	3V	Camarillo, Calif. (Adolfo Camarillo HS)
5	Saydrie Meoño	Fr.	UTIL	R/R	5-4	HS	Hacienda Heights, Calif. (Glen A. Wilson HS)
7	Jolyna Lamar	Fr.	UTIL	L/R	5-6	HS	Cary, N.C. (Panther Creek HS)
10	Sydney Somerndike	RS Jr.	P	R/R	5-7	TR	Villa Park, Calif. (Villa Park HS / Arizona)
11	Soo-Jin Berry	Jr.	UTIL	L/R	5-9	TR	Pittsburg, Calif. (Clayton Valley Charter HS / Iowa)
15	Jordan Woolery	Sr.	INF	R/R	5-10	3V	Walnut Creek, Calif. (Clayton Valley Charter HS)
22	Bri Alejandre	Fr.	INF	R/R	5-6	HS	Alhambra, Calif. (Los Altos HS)
21	Aleena Garcia	RS Fr.	INF	R/R	5-6	RS	Pico Rivera, Calif. (Whittier Christian HS)
23	Taylor Tinsley	Sr.	P	R/R	5-7	3V	Lawrenceville, Ga. (George Walton Academy)
26	Jazmine Leyva	Fr.	UTIL	R/R	5-4	HS	South El Monte, Calif. (South El Monte HS)
28	Alexis Ramirez	RS Jr.	C	R/L	5-6	2V	Whittier, Calif. (La Serna HS)
29	Rylee Slimp	So.	OF	L/R	5-11	1V	Georgetown, Texas (Liberty Hill HS)
31	Ramsey Suarez	RS Jr.	DP/INF	R/R	5-6	2V	Temecula, Calif. (Great Oak HS)
33	Kaniya Bragg	So.	INF	R/R	5-7	1V	Garden Grove, Calif. (Pacifica HS)
38	Jaella Ann Mercado	Fr.	OF	L/R	5-4	HS	Castro Valley, Calif. (Bishop O'Dowd HS)
43	Megan Grant	Sr.	UTIL	L/R	5-10	3V	San Bruno, Calif. (Aragon HS)
55	Brynne Nally	So.	P	R/R	5-9	TR	Garden Grove, Calif. (Pacifica HS / Long Beach State)
56	Mia Phillips	So.	UTIL	R/R	5-4	TR	Hollister, Calif. (Hollister HS / California)
99	Mattie Beliveau	So.	P	R/R	5-6	TR	Riverside, Calif. (Hillcrest HS / Wisconsin)

Coaching Staff

Kelly Inouye-Perez	Head Coach, 20th season (33rd overall) <i>The Shelly Carlin UCLA Head Softball Coach</i>	UCLA '93
Lisa Fernandez	Associate Head Coach, 28th season	UCLA '95
Rob Schweyer	Assistant Coach, 3rd season	
Mysha Sataraka	Assistant Coach, 1st season	UCLA '16
Will Oldham	Director of Player Development & Data Analytics, 2nd season	

Pronunciation Guide

Bri Alejandre (all-ih-HAWN-dray)	Sofia Mujica (moo-HE-cuh)
Mattie Beliveau (BELL-ih-vyoo)	Brynne Nally (brin)
Kaniya Bragg (cuh-NYE-uh)	Will Oldham (old-umm)
Aleena Garcia (uh-LEEN-uh)	Rylee Pinedo (pin-AY-doe)
Kelly Inouye-Perez (in-OH-way purr-ez)	Mysha Sataraka (meesh-uh sat-uh-RAW-cuh)
Jolyna Lamar (jo-LEEN-uh)	Rob Schweyer (sh-wire)
Saydrie Meoño (SAY-dree may-OWN-yo)	Sydney Somerndike (SUM-urn-dike)
Jaella Ann Mercado (JAY-luh)	Ramsey Suarez (SWOR-ez)

BRUINS IN THE CLASSROOM

Student-Athlete	Year	Major
Bri Alejandre	Fr.	Psychology
Mattie Beliveau	So.	Elementary Education
Soo-Jin Berry	Jr.	Sociology
Kaniya Bragg	So.	Psychology
Natalie Cable	Fr.	Biochemistry
Aleena Garcia	RS Fr.	Psychology
Megan Grant	Sr.	Sociology
Jolyna Lamar	Fr.	Political Science
Jazmine Leyva	Fr.	Undeclared
Saydrie Meoño	Fr.	Undeclared
Jaella Ann Mercado	Fr.	Undeclared
Sofia Mujica	So.	Sociology
Brynne Nally	So.	Psychology
Mia Phillips	So.	Psychology
Rylee Pinedo	RS Jr.	Sociology
Alexis Ramirez	RS Jr.	Education
Rylee Slimp	So.	Sociology
Sydney Somerndike	RS Jr.	Sociology
Ramsey Suarez	RS Jr.	Sociology
Taylor Tinsley	Sr.	Sociology
Jordan Woolery	Sr.	Sociology

ROSTER BY STATE

California (17)

Bri Alejandre, Mattie Beliveau, Soo-Jin Berry, Kaniya Bragg, Aleena Garcia, Megan Grant, Jazmine Leyva, Saydrie Meoño, Jaella Ann Mercado, Sofia Mujica, Brynne Nally, Mia Phillips, Rylee Pinedo, Alexis Ramirez, Sydney Somerndike, Ramsey Suarez, Jordan Woolery

Florida (1)

Natalie Cable

Georgia (1)

Taylor Tinsley

North Carolina (1)

Jolyna Lamar

Texas (1)

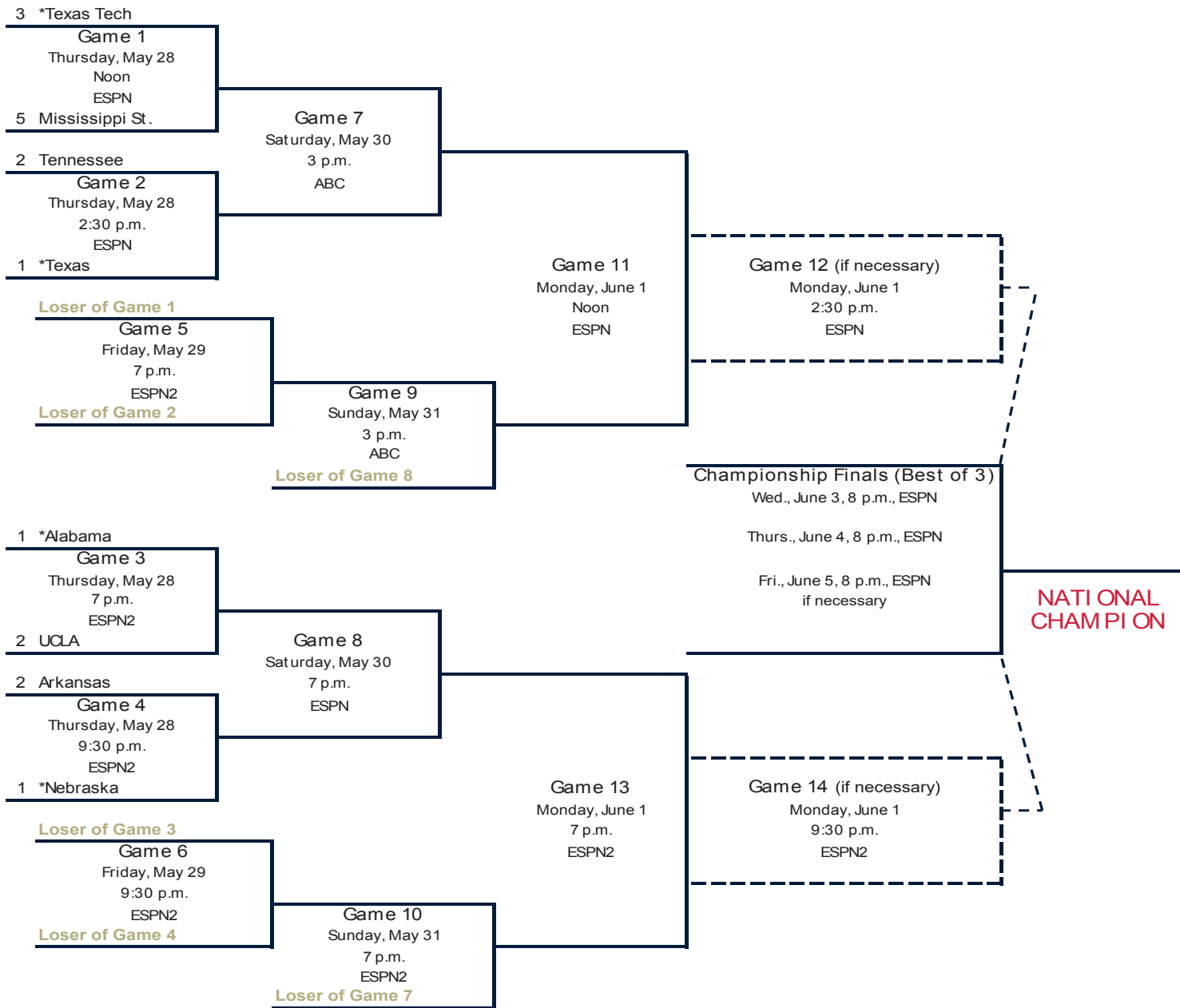
Rylee Slimp



2026 NCAA[®] WOMEN'S COLLEGE World Series



OG&E Energy Field at Devon Park | Oklahoma City
May 28 – June 4/5



*Home Team

All times Eastern and subject to change.

Bracket Notes:

1. If the winner of Game 9 defeats the winner of Game 7, then Game 12 is necessary.
2. If the winner of Game 10 defeats the winner of Game 8, then Game 14 is necessary.

THE BRUIN BOMBERS: MEGAN GRANT & JORDAN WOOLERY

"BRUIN BOMBER" NOTES

- Megan Grant (40) and Jordan Woolery (34) are the first teammates in NCAA history to each hit at least 30 homers in the same year.
- Grant and Woolery rank top-3 in the country in home runs, slugging percentage, on-base percentage and OPS.
- For a second straight year, Grant and Woolery lead all pairs nationally with 74 combined home runs.
- Grant and Woolery also lead all duos nationally with 199 combined RBIs.
- Grant and Woolery's 74 combined home runs are more than 261 NCAA Division I programs.
- Grant and Woolery have each hit at least 20 homers for a second straight season.
- Stephany LaRosa (20) and Delaney Spaulding (20) in 2015 are the only other UCLA duo to each hit 20+ homers in a season.
- Grant and Woolery have hit back-to-back home runs six times in their career, most recently at Illinois on April 10, 2026.
- Grant and Woolery hit back-to-back home runs twice in the same game against UC Riverside on Feb. 8, 2026.
- Grant and Woolery have batted consecutively in the UCLA lineup in 192 games and have homered in the same game 24 times.

MEGAN GRANT NOTES

- Grant has been named a USA Softball Collegiate Player of the Year Top 3 Finalist and selected to the All-Big Ten First Team.
- Grant broke the NCAA single-season home run record with her 38th of the year vs. Nebraska at the Big Ten Tournament on May 9.
- Grant hit her NCAA-record 40th home run in the NCAA Regional final versus South Carolina with her seventh career grand slam.
- Grant is on pace to set the NCAA single-season slugging percentage record (1.333).
- With 89 career home runs, Grant is one shy of tying Stacey Nuvevan's UCLA program record of 90.
- A two-sport athlete, Grant suited up in 14 games as a reserve for the 2025-25 NCAA Champion UCLA Women's Basketball team.
- Grant is the NCAA leader in homers (40), slugging percentage (1.333), on-base percentage (.650), OPS (1.983) and walks (74).
 - All five of the above statistics top all previous USA Softball Collegiate Player of the Year winners (award began in 2002).
- Grant leads all active players in career home runs (89) and ranks second in career total bases (564) and third in RBIs (267).
- Grant has drawn more free passes (74 walks, 13 hit-by-pitches) than recorded base hits (69).
- Grant's 74 walks are tied for most by a player in NCAA Division I softball over the last 14 seasons.
- Grant has reached base in 156 of her 240 plate appearances, and reached in 58 of UCLA's 60 games this season.
- When pitchers give her the opportunity to swing, Grant has homered in 27.2 percent of her 147 at-bats.
- Forty of Grant's 69 base hits have been home runs (58.0%).
- Grant's longest homer drought of the season was six games; outside of that stretch, she has never gone more than two games.
- Grant has struck out just 12 times in 240 plate appearances. She has not struck out more than once in a game this year.
- Grant has broken Nuvevan's 26-year-old UCLA single-season home run record of 31 set in 1999.
- Grant became the fastest UCLA player to reach 20 homers, needing only 26 games. She tied the same record last year in Game 43.
- Grant logged a career-long 19-game hitting streak earlier this season. She also opened 2026 with a 37-game reached base streak.
- Grant is one of three players in UCLA history to have two 20+ homer seasons (others: Stacey Nuvevan and Jordan Woolery).
- Grant has 10 career multi-homer games, which ranks third in UCLA history. She has five in 2026.
- When batting lead-off in an inning, Grant is hitting for a team-high .800 batting average (24-for-30).
- Against UC Riverside on Feb. 8, Grant became the second player in UCLA history to have a 3-RR game (other: Monica Harrison).
- Last season, Grant set the Big Ten home run record last year with her 26th homer in the 68th game of the season.
- This season, Grant needed 29 fewer games to match her Big Ten record with her 26th homer in UCLA's 39th game of the year.
- Grant was the first hitter and Bruin taken in the 2026 AUSL College Draft on May 4, going fourth overall to the Portland Cascade.

JORDAN WOOLERY NOTES

- Woolery has been named the Softball America National Player of the Year and Big Ten Player of the Year this season.
- Woolery ranks second in NCAA history with 112 RBIs. She needs 16 more RBIs to tie Laura Espinoza's record of 128 set in 1995.
- Woolery's 216 total bases also rank second in NCAA single-season history, trailing Espinoza's record of 232 set in 1995.
- Woolery is on pace to become the first player in NCAA history to hit above .500 while recording at least 30 homers and 100 RBIs.
- Woolery ranks second nationally in slugging (1.161) and OPS (1.756), third in homers (34) and fourth in average (.500).
- Woolery leads all active players in career total bases (591) and ranks second in RBIs (280) and home runs (77).
- Woolery ranks second in UCLA history in career RBIs (280) and total bases (591) and is fifth in base hits (293).
- Woolery hit four homers on one day earlier with a pair of multi-homer performance in a double-header versus California on April 18.
- Woolery has eight career multi-homer games, including five this season.
- Woolery has hit six career grand slams, including four this season.
- Woolery has broken Nuvevan's 26-year-old UCLA single-season RBI record of 91 set in 1999.
- With runners in scoring position, Woolery is batting a team-high .507 average (37-for-73).
- In 25 home games, Woolery led UCLA with a .622 batting average (51-for-82), 21 home runs, 58 RBIs and 36 runs scored.
- Woolery hit four home runs and totaled 10 RBIs over UCLA's double-header sweep of California on April 18.
- Defensively, Woolery ranks third among all first basemen in the nation in defensive runs saved (6.59) per data platform 643 Charts.
- Woolery was selected in the first round with the sixth overall pick by the Utah Talons in the 2026 AUSL College Draft on May 4.

CAREER STATISTICS

Grant, Megan																							
Year	avg	gp-gs	ab	r	h	2b	3b	hr	rbi	tb	slg%	bb	hbp	so	gdp	ob%	sf	sh	sb-att	po	a	e	fld%
2023	.333	58-58	174	38	58	14	2	15	58	121	.695	23	5	38	2	4.15	5	0	1-2	84	29	4	.966
2024	.335	55-55	167	27	56	11	1	8	41	93	.557	20	2	31	1	4.06	3	0	0-0	84	4	4	.957
2025	.376	67-65	165	46	62	12	1	26	81	154	.933	49	10	9	1	5.40	0	0	0-0	259	20	3	.989
2026	.469	60-60	147	85	69	7	0	40	87	196	1.333	74	13	12	2	6.50	6	0	0-0	39	2	3	.932
TOTAL	.375	240-238	653	196	245	44	4	89	267	564	.864	166	30	90	6	5.11	14	0	1-2	466	55	14	.974

Woolery, Jordan																							
Year	avg	gp-gs	ab	r	h	2b	3b	hr	rbi	tb	slg%	bb	hbp	so	gdp	ob%	sf	sh	sb-att	po	a	e	fld%
2023	.390	57-57	164	26	64	12	0	10	46	106	.646	18	3	21	6	4.55	2	0	0-0	216	16	5	.979
2024	.314	55-55	159	20	50	7	1	10	36	89	.560	20	4	25	7	4.00	2	0	0-0	223	21	1	.996
2025	.424	68-68	203	57	86	17	4	23	86	180	.887	40	1	16	4	5.10	5	0	0-1	146	62	6	.972
2026	.500	60-60	186	76	93	17	2	34	112	216	1.161	44	4	11	3	5.95	3	0	0-0	347	19	3	.992
TOTAL	.412	240-240	712	179	293	53	7	77	280	591	.830	122	12	73	20	4.98	12	0	0-1	932	118	15	.986



RANKINGS IN UCLA'S CAREER RECORD BOOK

HOME RUNS				
Rk	Name	Years	GP	HR
1.	Stacey Nuvevan	1997, 99, 01-02	264	90
2.	Megan Grant	2023-Pres.	240	89
3.	Jordan Woolery	2023-Pres.	240	77
4.	Maya Brady	2020-24	249	71
5.	Stephany LaRosa	2012-15	231	66

RUNS BATTED IN				
No.	Name	Years	GP	RBI
1.	Stacey Nuvevan	1997, 99, 01-02	264	299
2.	Jordan Woolery	2023-Pres.	240	280
3.	Megan Grant	2023-Pres.	240	267
4.	Maya Brady	2020-24	249	246
5.	Delaney Spaulding	2014-17	243	229

SLUGGING PERCENTAGE				
No.	Name	Years	TB-AB	SLG
1.	Stacey Nuvevan	1997, 99, 01-02	653-691	.945
2.	Megan Grant	2023-Pres.	564-653	.864
3.	Jordan Woolery	2023-Pres.	591-712	.830
4.	Maya Brady	2020-24	550-727	.757
5.	Stephany LaRosa	2012-15	535-709	.755

ON-BASE PERCENTAGE				
No.	Name	Years	AB	OBP
1.	Stacey Nuvevan	1997, 99, 01-02	691	.600
2.	Megan Langenfeld	2007-10	571	.515
3.	Megan Grant	2023-Pres.	653	.511
4.	Jordan Woolery	2023-Pres.	712	.498
5.	Natasha Watley	2000-03	878	.487

OPS				
No.	Name	Years	SLG-OBP	OPS
1.	Stacey Nuvevan	1997, 99, 01-02	.945-.600	1.545
2.	Megan Grant	2023-Pres.	.864-.511	1.375
3.	Jordan Woolery	2023-Pres.	.830-.498	1.328
4.	Stephany LaRosa	2012-15	.755-.479	1.234
5.	Maya Brady	2020-24	.757-.464	1.221

TOTAL BASES				
No.	Name	Years	GP	TB
1.	Stacey Nuvevan	1997, 99, 01-02	264	653
2.	Jordan Woolery	2023-Pres.	240	591
3.	Megan Grant	2023-Pres.	240	564
4.	Maya Brady	2020-24	249	550
5.	Briana Perez	2018-22	264	536

WALKS				
No.	Name	Years	GP	BB
1.	Stacey Nuvevan	1997, 99, 01-02	264	240
2.	Megan Grant	2023-Pres.	240	166
3.	Mysha Sataraka	2013-16	210	144
4.	Ally Carda	2012-15	229	142
5.	Delaney Spaulding	2014-17	243	126
6.	Jordan Woolery	2023-Pres.	240	122

NFCA COACHES POLL
(Week 14 – May 12, 2026)

Rk	Team (1st)	Record	Points	Prev
1	Nebraska (26)	46-6	768	2
2	Oklahoma (2)	48-8	720	1
3	Alabama (2)	49-7	707	4
4	Texas Tech (1)	52-6	671	3
5	UCLA	47-8	629	6
6	Texas	42-10	603	9
7	Florida State	49-8	600	8
8	Tennessee	42-10	583	5
9	Florida	48-10	561	7
10	Arkansas	42-11	494	10
11	Virginia Tech	46-10	437	13
12	Oregon	40-12	424	11
13	Duke	39-14	404	12
14	Stanford	37-13	357	14
15	Oklahoma State	38-15	306	16
16	Georgia	38-18	298	17
17	Texas A&M	36-17	284	15
18	LSU	37-17	219	18
19	Arizona State	41-16	191	24
20	Mississippi State	38-18	187	19
21	Grand Canyon	52-8	175	21
22	Arizona	35-16	162	20
23	UCF	38-16-1	81	22
24	Virginia	38-13	74	23
25	Louisville	44-12	66	25

Also receiving votes: Belmont (52), USF (15), Ole Miss (2), South Carolina (2), Southeastern Louisiana (2), Omaha (1).

Dropped out: None.

ESPN.com/USA SOFTBALL POLL
(Week 14 – May 12, 2026)

Rk	Team (1st)	Record	Points	Prev
1	Nebraska (13)	46-6	603	2
2	Alabama (6)	49-7	595	3
3	Texas (3)	42-10	572	6
4	Oklahoma (3)	48-8	568	1
5	Arkansas	42-11	516	5
6	Texas Tech	52-6	478	4
7	UCLA	47-8	451	8
8	Tennessee	42-10	445	7
9	Florida State	49-8	426	10
10	Florida	48-10	423	9
11	Georgia	38-18	376	T13
12	Duke	39-14	337	12
13	Oregon	40-12	315	11
14	Virginia Tech	46-10	279	16
15	Oklahoma State	38-15	264	15
16	Texas A&M	36-17	263	T13
17	Stanford	37-13	213	17
18	LSU	37-17	207	18
19	Arizona State	41-16	166	T25
20	Mississippi State	38-18	156	19
21	Arizona	35-16	139	20
22	Clemson	32-20	81	21
23	UCF	38-16-1	64	22
24	Louisville	44-12	41	24
25	Grand Canyon	52-8	35	T25

Also receiving votes: South Carolina (33), Ole Miss (31), Washington (12), Belmont (11), Oregon State (10), Jacksonville State (6), Kansas (2), Saint Mary's (2), Indiana (1).

Dropped out: South Carolina.

BRUIINS IN THE RANKINGS

WEEK	RECORD	NFCA	ESPN/USA	SA	D1	RPI
Preseason	0-0	7	10	8	10	-
Week 1	5-0	6	7	6	7	-
Week 2	7-3	9	11	12	12	-
Week 3	13-3	8	9	10	9	-
Week 4	18-3	8	7	7	8	-
Week 5	21-3	7	7	7	8	6
Week 6	25-3	7	7	6	8	7
Week 7	28-3	7	8	7	8	7
Week 8	29-5	10	9	9	10	12
Week 9	33-5	10	8	9	10	7
Week 10	37-5	9	8	6	9	8
Week 11	41-5	6	7	5	8	9
Week 12	44-5	5	6	5	6	7
Week 13	45-7	6	8	10	11	7
Week 14	47-8	5	7	--	--	7
Final						

BIG TEN PLAYER OF THE YEAR

Senior Jordan Woolery has earned UCLA's 20th conference Player of the Year award and the program's first since Maya Brady won the honor in 2024 as a member of the Pac-12 Conference. Woolery joins Stacey Nuvevan and Rachel Garcia as the third Bruin in program history to be named both a conference Freshman of the Year and Player of the Year. Woolery secured all-conference First Team honors for a fourth straight season, becoming the 11th player in program history to accomplish that feat.

YEAR-END BIG TEN AWARDS

In addition to Jordan Woolery being named the Big Ten Player of the Year, a league-high five Bruins were named to the All-Big Ten First Team. Woolery, senior Megan Grant and sophomore Rylee Slimp were each unanimous First Team selections while freshman Bri Alejandre and redshirt Aleena Garcia were also named to the First Team. Three Bruins were awarded All-Big Ten Second Team accolades: sophomore Kaniya Bragg, redshirt junior Alexis Ramirez and senior Taylor Tinsley.

ELITE COMPANY: Seniors Megan Grant and Jordan Woolery became the 10th and 11th players in program history to earn first-team all-conference honors in all four seasons of their careers.

ALL-DEFENSIVE TEAM: Shortstop Aleena Garcia and catcher Alexis Ramirez were both named to the Big Ten All-Defensive Team. After her true freshman campaign was cut short due to injury, Garcia leads all Big Ten players with 101 assists. Ramirez has thrown out six of nine runners attempting to steal from behind the dish.

ALL-FRESHMAN TEAM: UCLA had a league-best three rookies named to the Big Ten All-Freshman Team. Those players include third baseman Bri Alejandre, shortstop Aleena Garcia and center fielder Jolyna Lamar.

NOTES ON THE TEAM

- For a second straight year, UCLA has broken the program record for run-rule victories with 29. Before 2025, the record was 21.
- Kelly Inouye-Perez became the 55th head coach in NCAA Division I history to win 900 games at Rutgers on March 22.
- Inouye-Perez became UCLA softball's all-time winningest head coach earlier this season with her 888th career victory.
- UCLA plays its 52nd season of softball this spring, the 20th with Inouye-Perez at the helm.
- Inouye-Perez has guided UCLA to a 12th Women's College World Series appearance in her 20th season.
- UCLA's roster consists of 10 returners and 11 newcomers, including six true freshmen and five incoming transfers.
- Entering 2026, Inouye-Perez ranks seventh all-time and second among active head coaches with a .796 winning percentage.

BRUIN WORKHORSE

- Taylor Tinsley, an All-Big Ten Second Team honoree, has pitched 215.0 of UCLA's 361.1 total innings this season (59.5%).
- Tinsley's 59.5 percent innings workload ranks eighth-highest in program history, and is the highest by a Bruin arm since 2013.
- Tinsley has appeared in 15 straight contests dating back to April 18, pitching 79.2 of the team's 88 innings over that stretch.
- Her 15 straight appearances are the longest stretch by a Bruin ace since Rachel Garcia started 16 straight to close 2018.
- Tinsley has logged 3,652 pitches this year, which is 2,227 more than the next closest Bruin on the staff (N. Cable, 1,376).
- Tinsley ranks second in the country and leads all WCWS pitchers with 32 victories (next closest: A. Jensen, 25).
- Tinsley's 32 wins are tied for fifth in UCLA season history. She is the first Bruin to notch a 30-win campaign since Ally Carda in 2015.
- Tinsley ranks fourth in the country and leads all WCWS pitchers with 24 complete games this season (next closest: T. Kavan, 17).
- Tinsley's 24 complete games are the most by a Bruin pitcher since Angelica Selden in 2008, who finished with 28 that year.
- Tinsley the second Bruin hurler in the last 16 seasons to record 20+ complete games in a season (other: Rachel Garcia in 2018).
- The last UCLA pitcher to start every NCAA Tournament game was Ally Carda with eight in 2015 (must have advanced to WCWS).
- Tinsley ranks fifth in the nation and leads all WCWS pitchers with 45 appearances in UCLA's 60 games this season.
- Tinsley pitched in all three games of four Big Ten series this season, in addition to all three games of the Big Ten Tournament.
- Tinsley ranks seventh in UCLA history with 134 career appearances in the circle.
- Tinsley is UCLA's lone returning pitcher after leading last year's staff with a 2.44 ERA, 0.95 WHIP and 6.63 K/BB ratio in 2025.
- Tinsley was named an NFCA Third Team All-American and All-Big Ten First Team selection last season.

STAR SENIOR TRIO SELECTED IN AUSL DRAFT

Seniors Megan Grant, Taylor Tinsley and Jordan Woolery were selected in the Athletes Unlimited Softball League (AUSL) College Draft on Monday, May 4. Grant was the first Bruin taken, going fourth overall to the Portland Cascade. Fellow slugger Woolery was also selected in the first round, going sixth overall to the Utah Talons. Tinsley will join Woolery in Utah, as the Talons selected her in the second round with the No. 12 overall pick. Grant was the first hitter selected in this year's draft, while Woolery was the third.

A NOTE ON NO-HITTERS & PERFECT GAMES

- UCLA has totaled 126 no-hitters, including 22 perfect games, in program history.
- Three different Bruins threw a no-hitter in 2025.
- Jada Cecil tossed the first no-no of her four-year career and UCLA's third of the season versus Long Beach State in a five-inning game on April 22.
- Addisen Fisher threw the first no-hitter of her career and UCLA's second of the season at Howard in a five-inning game on March 26. Fisher did not let a single ball leave the infield in her no-hit performance, recording six strikeouts and nine groundouts.
- Taylor Tinsley threw the second no-no of her career at San Diego State on March 8, 2025. The performance marked the first seven-inning no-no of her career.

2025 NO-HITTERS (3)

Name	Opponent	Date	IP/SO/BB/E
T. Tinsley	at San Diego State	3/8/25	7 IP/10 SO/1 BB/1 E
A. Fisher	at Howard	3/26/25	5 IP/6 SO/1 BB/1 E
J. Cecil	Long Beach State	4/22/25	5 IP/8 SO/2 BB/0 E

STATS OUTLOOK

CATEGORY

Overall Record	52-8 (20-4 Big Ten)
NFCA Ranking	5
Runs Scored	651
Runs Per Game	10.85
Runs Allowed	258
Runs Allowed Per Game	4.30
Batting Average	.385
Home Runs	200
Fielding %	.972 (43 E, 1544 TC)
Earned Run Average	4.32
Strikeouts Per 7 inn.	5.25
WHIP	1.56
Strikeout-to-Walk Ratio	1.59

vs. TOP 10 FOES

Last 10:	3-7
Last 25:	12-13

vs. TOP 25 FOES

Last 10:	6-4
Last 25:	15-10



TEAM OFFENSIVE RECORDS (full breakdown on pg. 10)

- UCLA has nearly doubled its previous program single-season home run record of 108 in 2010 with 200 so far this season.
- The 2026 Bruins tied and broke the former program single-season home run record in their 37th game of the year on April 4.
- For a second straight year, UCLA has broken the program record for run-rule victories with 29. Before 2025, the record was 21.
- UCLA has hit a program-record eight homers in a game three times this season. Before 2026, the record was seven set in 2013.
- UCLA has also set NCAA single-season records for runs scored (651), RBIs (623), total bases (1,355) and extra-base hits (323).
- UCLA's current slash line of .385 AVG/.836 SLG/.496 OBP are all on pace to set new program single-season bests.
- UCLA is averaging 10.85 runs per game, roughly three whole runs better than the previous program record of 7.92 in 2015.
- UCLA has also set team single-season records for doubles (114) and walks (317).

HOME RUN NOTES

- UCLA's 200 home runs have set a new NCAA single-season record, outlasting Oklahoma who finished the season with 187.
- UCLA is currently averaging 3.33 home runs per game, nearly double the program's previous best of 1.77 in 2010.
- UCLA has hit 100+ home runs for a second straight season, and third time ever, under hitting coach Lisa Fernandez.
- A UCLA-record eight different Bruins have hit 10+ homers. UCLA's previous best was five players, occurring in 2010 and 2003.
- Four Bruins – M. Grant (40), J. Woolery (34), B. Alejandre (24) and A. Garcia (21) – have topped 20 homers, another team record.
- UCLA has homered in 58 of 60 games this season, only failing to leave the yard twice.
- UCLA has homered in 28 consecutive contests, with at least three homers in each of its last five NCAA Tournament games.
- Nine different Bruins have hit at least one grand slam this season for a team total of 16.
- UCLA has hit back-to-back homers 14 times this season, most recently against UCF on May 23 by Garcia and Alejandre.
- UCLA has hit back-to-back-to-back four times this season. UCLA accomplished the feat twice in one inning at Illinois on April 10.
- Before 2026, the last time UCLA hit three consecutive home runs was in February 2022.
- Grant (40) and Woolery (34) are the first teammates in NCAA history to each hit at least 30 homers in the same season.
- Grant has broken the NCAA single-season home run record with 40 this year, besting Laura Espinoza's mark of 37 set in 1995.
- This marks the second straight year that Grant has set the Big Ten single-season home run record (26 HR in 2025).
- UCLA tied the NCAA single-game record with three grand slams at Long Beach State on April 15. It had happened five other times.

SLIMP SETTING THE TABLE

- Outfielder Rylee Slimp has broken the UCLA single-season runs scored record with a nation-leading 94 runs in 2026.
- UCLA Athletic Hall of Famer Natasha Watley set the UCLA runs scored record with 75 over 68 games in 2001.
- Slimp, who has been penciled in the lead-off spot for all 60 games, has belted five lead-off home runs.
- Slimp has hit 16 home runs as the Bruins' lead-off hitter after just hitting two during her freshman season in 2025.
- One of UCLA's toughest outs, Slimp has averaged a team-leading 4.2 pitches per plate appearances (1,001 pitches, 241 PA).
- Slimp also leads the team with 176 balls batted into play over her 241 plate appearances (73.0%).
- Slimp also tied Watley's UCLA single-game runs scored record earlier this season with five versus Long Beach State on April 15.

FRESHMAN SLUGGER

- Infielder Bri Alejandre ranks ninth in the nation and second among all NCAA freshmen in both home runs (24) and RBIs (81).
- Alejandre has broken the Big Ten freshman home run record with 24, passing Sierra Romero and Taryn Kern with 23.
- Alejandre has also broken the Big Ten freshman RBI record with 81, passing Samantha Findlay with 77.
- Alejandre has set the UCLA freshman home run and RBI records, both of which were held by Stacey Nuveman (20 HR, 71 RBIs).
- Regardless of class, Alejandre ranks fifth in UCLA single-season history in RBIs (81) and sixth in home runs (24).
- Alejandre leads all third basemen in the country with 24 home runs.
- Alejandre has been named to the All-Big Ten and NFCA All-West Region First Teams this season.

A LOT TO GLOVE ABOUT GARCIA

- Redshirt freshman Aleena Garcia was named to the All-Big Ten First Team and All-Defensive Team in her first year back from injury.
- Garcia leads UCLA and is tied with Arkansas' Karlie Davison with four home runs entering the WCWS.
- Garcia enters the WCWS on a 25-game reached base streak, the longest active stretch on the team.
- Garcia drove in the game-winning run in both of UCLA's walk-offs this season, versus South Carolina (2/21) and Cal Baptist (5/15).
- Garcia set a UCLA postseason record with seven RBIs in a two-homer performance vs. UCF in the Super Regional final on May 23.
- UCLA's previous postseason RBI record was six set four different times, most recently by Delanie Wisz in 2022 NCAA Regionals.
- Garcia's four homers, with two in both Regionals and Supers, are tied for fifth-most by a Bruin in a single postseason.
- Garcia leads all UCLA with 110 assists and has started all 60 games at shortstop.
- Garcia was named Softball America's National Defender of the Week on April 7 and National Freshman of the Week on April 14.
- Garcia tied a program record, homering in five straight games from April 7-14. It was last accomplished by Megan Grant in 2025.

NOT YOUR TYPICAL 9 HITTER

- Freshman Jolyna Lamar has carved out a role for herself as UCLA's everyday starting center fielder (38 straight starts at CF).
- Lamar, a Big Ten All-Freshman Team honoree, has hit 11 of her 13 homers this season while batting in the No. 9 spot in the order.
- Lamar delivered UCLA's biggest hit of NCAA Regionals with a game-tying two-run homer in the seventh vs. Cal Baptist on May 15.
- Lamar is the daughter of Duke softball head coach Marissa Young, who guided the Blue Devils to their first WCWS in 2024.

SOMETHING TO BRAGG ABOUT

- Sophomore Kaniya Bragg is playing her third infield position in two seasons, starting all 60 games at second base in 2026.
- Bragg has hit a career-high 18 home runs and 11 doubles and improved her batting average from .314 to .387 in 2026.
- In 2025, Bragg started first 21 games at third base before moving to shortstop, where she started 45 of the final 47 games.
- In 2025, Bragg set the UCLA single-season record with 21 hit-by-pitches, surpassing Crissy Buck's mark of 17 set in 2002.

"LEFTY" RAMIREZ

- Redshirt junior Alexis Ramirez has started 43 games at catcher, throwing out six of 10 runners attempting to steal.
- Ramirez is pitcher Taylor Tinsley's batterymate and will be her catcher whenever she starts or enters a game.
- Ramirez carries the nickname of "Lefty", symbolizing her rare status as a left-handed throwing catcher.
- Ramirez ranks fourth on the team with a .405 average and has recorded a career-high 14 home runs, 11 doubles and 45 RBIs.

2026 HONOR ROLL

USA SOFTBALL PLAYER OF THE YEAR FINALISTS

Megan Grant (Top 3)
Jordan Woolery (Top 10)

SOFTBALL AMERICA NATIONAL PLAYER OF THE YEAR

Jordan Woolery

NFCA FRESHMAN OF THE YEAR FINALISTS

Bri Alejandre (Top 10)
Aleena Garcia (Top 25)

NFCA ALL-AMERICANS

Megan Grant (First Team, Outfield)
Jordan Woolery (First Team, First Base)
Rylee Slimp (Third Team, Outfield)

SOFTBALL AMERICA ALL-AMERICANS

Megan Grant (First Team)
Jordan Woolery (First Team)
Bri Alejandre (Freshman Team)
Aleena Garcia (Freshman Team)

D1SOFTBALL ALL-AMERICANS

Megan Grant (First Team)
Jordan Woolery (First Team)
Bri Alejandre (All-Freshman First Team)
Aleena Garcia (All-Freshman First Team)
Jolyna Lamar (All-Freshman Second Team)

NFCA ALL-WEST REGION

Bri Alejandre (First Team, Third Base)
Kaniya Bragg (First Team, Second Base)
Aleena Garcia (First Team, Shortstop)
Megan Grant (First Team, Outfielder)
Taylor Tinsley (First Team, Pitcher)
Jordan Woolery (First Team, First Base)
Rylee Slimp (First Team, Outfield)
Alexis Ramirez (Second Team, Catcher)

BIG TEN PLAYER OF THE YEAR

Jordan Woolery

ALL-BIG TEN FIRST TEAM

Bri Alejandre
Aleena Garcia
Megan Grant
Rylee Slimp
Jordan Woolery

ALL-BIG TEN SECOND TEAM

Kaniya Bragg
Alexis Ramirez
Taylor Tinsley

BIG TEN ALL-DEFENSIVE TEAM

Aleena Garcia (shortstop)
Alexis Ramirez (catcher)

BIG TEN ALL-FRESHMAN TEAM

Bri Alejandre
Aleena Garcia
Jolyna Lamar

BIG TEN SPORTSMANSHIP AWARD

Aleena Garcia

NFCA NATIONAL PLAYER OF THE WEEK

Jordan Woolery (Feb. 9)

SOFTBALL AMERICA NATIONAL PLAYER OF THE WEEK

Jordan Woolery (April 21)
Megan Grant (March 3)

D1SOFTBALL NATIONAL PLAYER OF THE WEEK

Jordan Woolery (April 21)

BIG TEN PLAYER OF THE WEEK

Jordan Woolery (4x: April 21, March 9, Feb. 23, Feb. 9)
Kaniya Bragg (March 23)

BIG TEN FRESHMAN OF THE WEEK

Bri Alejandre (March 2)

SOFTBALL AMERICA DEFENDER OF THE WEEK

Aleena Garcia (April 7)

SOFTBALL AMERICA FRESHMAN OF THE WEEK

Aleena Garcia (April 14)

TOTAL STARTS BY POSITION

Pitcher	2026	Career
Taylor Tinsley	30	89
Natalie Cable	14	14
Brynne Nally	10	22
Sydney Somerndike	6	13
Mattie Beliveau	0	0
Catcher	2026	Career
Alexis Ramirez	38	58
Sofia Mujica	20	46
Jasmine Leyva	2	2
First Base	2026	Career
Jordan Woolery	60	179
Megan Grant	0	61
Second Base	2026	Career
Kaniya Bragg	60	60
Mia Phillips	0	55
Third Base	2026	Career
Bri Alejandre	60	60
Jordan Woolery	0	60
Megan Grant	0	31
Kaniya Bragg	0	21
Soo-Jin Berry	0	17
Mia Phillips	0	3
Shortstop	2026	Career
Aleena Garcia	60	75
Soo-Jin Berry	0	67
Kaniya Bragg	0	45
Megan Grant	0	3
Left Field	2026	Career
Rylee Slimp	52	119
Jolyna Lamar	6	6
Mia Phillips	2	2
Megan Grant	0	5
Center Field	2026	Career
Jolyna Lamar	38	38
Mia Phillips	19	19
Rylee Slimp	3	3
Right Field	2026	Career
Megan Grant	57	127
Mia Phillips	1	1
Jolyna Lamar	2	2
Rylee Pinedo	0	2
Alexis Ramirez	0	2
Designated Player	2026	Career
Ramsey Suarez	27	36
Soo-Jin Berry	18	22
Alexis Ramirez	5	35
Rylee Slimp	5	5
Megan Grant	3	11
Sofia Mujica	2	11
Jordan Woolery	0	1

SEASON & CAREER STARTS

Player	2026	Career (UCLA)
Jordan Woolery	60	240
Megan Grant	60	238
Rylee Slimp	60	127
Kaniya Bragg	60	126
Aleena Garcia	60	75
Bri Alejandre	60	60
Jolyna Lamar	46	46
Alexis Ramirez	43	95
Ramsey Suarez	27	36
Taylor Tinsley	30	89
Mia Phillips	22	80 (22)
Sofia Mujica	21	57
Soo-Jin Berry	18	106 (18)
Natalie Cable	14	14
Brynne Nally	10	22 (10)
Sydney Somerndike	6	13 (6)
Jasmine Leyva	2	2
Rylee Pinedo	0	2

ALABAMA SERIES HISTORY (full series WCWS series histories on pg. 15)

- UCLA leads the all-time series versus Alabama, 13-1, with the first matchup taking place in 1999.
- Thursday's meeting will mark the fifth WCWS showdown between the two programs. UCLA holds a 4-1 advantage in OKC.
- UCLA and Bama last met in OKC in 2024. Sophomore Jordan Woolery hit a go-ahead 3-run HR in the 6th, lifting UCLA to a 4-1 win.
- The two teams' most recent meeting came at the 2025 Clearwater Invitational. UCLA scored six unanswered in the 6th to win, 6-3.
- Former Iowa middle infielders Soo-Jin Berry and Jena Young, now at Alabama, will meet for the first time since transferring.

SOO-JIN-SANITY

- Bating in the No. 8 spot, Soo-Jin Berry led UCLA with a .667 average, six hits, 13 total bases and two homers during Regionals.
- Berry set up Jolyna Lamar's game-tying homer in the seventh inning of the Regional opener versus Cal Baptist with a single.
- Berry had just three extra-base hits in her first 27 games. Since the Big Ten Tournament, she has five XBH, including three homers.
- Berry had two multi-hit games during the regular season (30 games). She recorded two multi-hit games during NCAA Regionals.

OUR FAVORITE CROSSOVER

Two-time NFCA All-American Megan Grant made headlines in the offseason when she fulfilled a lifelong dream, joining the UCLA women's basketball team fresh off a Final Four appearance. Grant, who was listed as a guard/forward for the hoops team, appeared in 14 games on the hardwood as a reserve playing a total of 33 minutes for the 2025-26 NCAA Champion UCLA Women's Basketball team. Grant made 3-of-9 field goal attempts for six points, snagged four rebounds and dished one assist for the Bruins.

NIKE BY ALEENA

Redshirt freshman shortstop Aleena Garcia was one of five collegiate softball players nationwide selected as a Nike Diamond athlete earlier this spring. As part of the announcement, Garcia visited Nike's Los Angeles headquarters in Playa Vista to design her own custom softball cleat, now available for purchase on Nike.com. She created a unique colorway for the Nike Diamond Standout model. Nike later shipped 21 pairs to Easton Stadium, where Garcia gifted a pair to each of her teammates.

REACHING THE 50-WIN PLATEAU

- The Bruins have now won at least 50 games in 21 of 52 seasons of organized softball since 1975, the most in NCAA history.
- The 2026 season marks Kelly Inouye-Perez's ninth 50-win campaign since taking over as head coach in 2007.
- Inouye-Perez has won at least 50 games in four of the last five seasons.

COACH I MILESTONES

Kelly Inouye-Perez became UCLA softball's all-time winningest head coach after defeating No. 4 Florida on Feb. 27 at the Judi Garman Classic in Fullerton for her 888th career victory. She passed her predecessor, former coach and NFCA Hall of Famer Sue Enquist who had an overall mark of 887-175-1 (.835). Sharron Backus, the inaugural coach in UCLA softball history, was the first to reach 800 wins as she retired with a record of 854-173-3 (.831). The three UCLA Athletic Hall-of-Fame head coaches are responsible for all of the Bruins' 2,263 wins and 13 national championships, which are both the most in NCAA history.

KEY NOTES FROM LAST SEASON

- UCLA ranked top-10 nationally in home runs (101), slugging percentage (.591), runs scored (485) and walks (253) in 2025.
- UCLA's 101 home runs in 2025 marked the second time in program history it eclipsed the century mark in a single season (2010).
- UCLA's 485 runs scored in 2025 were also second most for a Bruins team in program history (2015).
- UCLA shattered a single-season program record with 28 mercy-rule victories, besting their previous mark of 21 (2010, 2015).
- Last season, UCLA ranked second in NCAA Division I with a +312 run differential (+485/-173), trailing only Oregon (+323).
- Defensively, UCLA ranked 10th in the country last year with a .978 fielding percentage for its best rate since the 2013 season.
- UCLA's 2025 pitching staff was top-10 in the nation in strikeouts (470), WHIP (1.07), K/BB ratio (4.23) and ERA (2.47).

UCLA'S RECORD WHEN...

Overall	52-8
Big Ten	20-4
Non-Conference	33-4
Home	23-2
Away	12-2
Neutral	17-4
Day games	27-6
Night games	25-2
vs. Lefty starter	4-2
vs. Righty starter	48-6
1-run games	6-1
2-run games	2-1
5+ run games	41-3
Extra innings	0-1
Shutouts	10-1

When UCLA scores...

0-2 runs	0-4
3-5 runs	3-2
6-9 runs	15-1
10+ runs	34-1

When the opponent scores...

0-2 runs	24-0
3-5 runs	17-2
6-9 runs	6-3
10+ runs	5-3

Inning breakdown

UCLA scored in 1st inning	33-4
Opponent scored in 1st inning	16-4
UCLA scores first	36-5
Opponent scores first	16-3
After fourth, leading	44-2
trailing	5-6
tied	3-0
After fifth, leading	20-0
trailing	3-6
tied	6-1
After sixth, leading	18-0
trailing	3-5
tied	2-2

Miscellaneous statistics

Hit 0 home runs	0-2
Hit 1 home run	7-3
Hit 2+ home runs	45-3
Opponent hit 0 home runs	24-0
Opponent hit 1 home run	18-2
Opponent hit 2+ home runs	10-6
Made 0 errors	28-4
Made 1 error	19-1
Made 2+ errors	5-3
Opponent made 0 errors	9-1
Opponent made 1 error	20-7
Opponent made 2+ errors	23-0

UCLA out-hit opponent	44-0
Opponent out-hit UCLA	4-8
Hits are tied	4-0

UCLA's record in

February	17-3
March	12-2
April	15-0
May	8-3
June	0-0

UCLA's record on

Monday	1-0
Tuesday	2-0
Wednesday	2-0
Thursday	3-0
Friday	15-3
Saturday	17-4
Sunday	12-1

UCLA's record when

Mattie Beliveau starts	0-0
Natalie Cable starts	12-2
Brynne Nally starts	9-1
Sydney Somerndike starts	6-0
Taylor Tinsley starts	25-5

SCORE BY INNING

	1	2	3	4	5	6	7	8+	Total
UCLA	115	110	128	112	75	58	53	0	651
Opponents	43	38	59	34	46	19	18	1	258

MORE NOTES ON COACH I

- Head coach Kelly Inouye-Perez is the only person to have won a NCAA Division I Softball Championship as a player and head coach.
- Inouye-Perez has made the NCAA Tournament in all 19 possible seasons as head coach (excl. 2020).
- Her five Pac-10/12 regular season titles rank third-most in conference history behind Mike Candrea (10) and Sue Enquist (7).
- Inouye-Perez has led UCLA to 10 50-win seasons over her 20 years as head coach.

BRUIN BESTIES

Alongside Kelly Inouye-Perez for all 20 seasons of her head coaching career has been her former Bruin batterymate and lifelong best friend Lisa Fernandez. They have contributed to seven of UCLA's record 12 NCAA Championships either as players (2 titles), assistant coaches (3) or as a head coach-assistant coach duo (2). Together, they have combined for 920 wins which stands as eighth-most all-time by a head coach-assistant coach duo.

Head Coach & Assistant Coach	Schools (Years)	Record
Carol Hutchins & Bonnie Tholl	Michigan (1994-2022)	1,366-363-5
Rhonda Revelle & Lori Sippel	Nebraska (1993-Pres.)	1,222-685-0
Patrick Murphy & Alyson Habetz	Alabama (1999-2023)	1,199-328-1
Jo Evans & Joy Jackson	Utah, Texas A&M and UCSB (1996-2019, 2023-Pres.)	1,062-566-2
Mike Candrea & Larry Ray	Arizona (1986-95; 2002-12)	947-258-2
Bob Coolen & Deirdre Wisneski	Hawai'i (1997-2025)	944-610-2
Diane Ninemire & John Reeves	California (1994-2014)	928-428
Kelly Inouye-Perez & Lisa Fernandez	UCLA (2007-Pres.)	925-230-1

COACHING CHANGES

UCLA announced the addition of assistant coach Mysha Sataraka on Aug. 7, 2025, replacing Bubba Nickles-Camarena, who joined the San Diego State staff. Sataraka returns to Westwood after spending the past three years as an assistant coach at Penn State, where she primarily worked with the Nittany Lions' offense. She helped guide Penn State to an NCAA Tournament appearance in 2024, three Big Ten Tournament berths and back-to-back 30-win seasons in 2023 and 2024. Sataraka also previously served as an assistant coach at CSUN (2017–20) and LMU (2020).

During her UCLA playing career, Sataraka was the Bruins' starting third baseman from 2013–16 and helped lead the program to back-to-back Women's College World Series appearances as a junior and senior. As a senior, she hit .380 (52-for-137) with 15 home runs and 59 RBIs, earning NFCA Second Team All-America honors. She was also named to the All-WCWS Team after homering in each of UCLA's two games in Oklahoma City.

AUSL CHAMPS!

- Four UCLA softball alumnae – players Maya Brady, Megan Faraimo and Sharlize Palacios and general manager Lisa Fernandez – helped the Talons win the first-ever Athletes Unlimited Softball League (AUSL) Championship in Tuscaloosa, Ala. on Sunday, July 27. After a rain postponement on Saturday, the Talons defeated the Bandits in Game 1 by a score of 3-1 Sunday morning. Later in the afternoon, the Talons shut out the Bandits in Game 2 by a narrow 1-0 margin to win the historic title.
- Three more UCLA softball alumnae suited up for the Bandits in the AUSL Championship Series: players Bubba Nickles-Camarena and Delanie Wisz and head coach Stacey Nuveman Deniz. Additionally, longtime UCLA assistant Kirk Walker and current UCLA Director of Player Development and Data Analytics Will Oldham both served as assistant coaches on the Talons' staff.

HOME, SWEET, HOME

- UCLA holds a 652-134 home record (.830) since Easton Stadium opened its doors in March 1994. Since taking over as UCLA's head coach, Kelly Inouye-Perez has guided the Bruins to a 414-83 record (.833) in 497 home games.
- The Bruins posted a 23-2 home record at Easton Stadium in 2026, outscoring their opponents 271-95 inside their friendly confines. Thirteen of UCLA's 28 mercy-rule wins this season came at home. Senior Jordan Woolery hit for a .622 average with 21 homers in 23 games at Easton in her final campaign.
- The 2026 season marks Easton Stadium's 33rd year as UCLA's home venue. UCLA has reached 20 home wins in nine of the last 10 full seasons dating back to 2017. In 2022, the Bruins set a new benchmark for winning percentage at home, going 26-1 (.963). The year prior in 2021, UCLA reached the 30-win plateau for just the second time in stadium history.

U.S. NATIONAL TEAM EXPERIENCE

Four Bruins on the 2026 UCLA roster have suited up for the Red, White and Blue in a variety of international competition and organized practices. The group includes Aleena Garcia, Megan Grant, Sofia Mujica and Jordan Woolery.

- Most recently, Aleena Garcia was one of 23 players invited to Team USA's November 2025 training camp at Devon Park in Oklahoma City, Okla. Garcia helped the U.S. Women's National Team prepare for a series of friendly exhibition games at the USA Down Under Series in Brisbane, Australia from Dec. 31, 2025 through Jan. 3, 2026. Joining Garcia at the camp were former Bruins Ally Carda (2012-15) and Sharlize Palacios (2023-24).
- Sofia Mujica played for the U.S. Junior Women's National Team at the 2024 WBSC U-18 World Cup Group Stage Event in Dallas, Texas from Aug. 29-Sept. 2. Team USA finished with a 6-0 record to punch its ticket to the Finals. Mujica played in all six games and made three starts at catcher. She went 4-for-8 at the plate with five RBIs, three runs, one home run and three walks.
- Grant competed in her second Japan All-Star Series in Summer 2024. She was one of 16 players to make the roster. In the 2023 edition of the event, Grant went 4-for-12 with two home runs and three RBIs. Grant had a standout performance in game one, going 4-for-6 with two runs in Team USA's 12-11 extra-inning victory over Team Japan. Woolery also played in the 2023 Japan All-Star Series.
- Prior to arriving at UCLA, Grant helped the U.S. Junior Women's National Team win gold at both the WBSC U-18 World Cup Final in Lima, Peru and Junior Pan American Games in Barranquilla, Colombia.

2026 MULTI-HIT GAMES

career total in parentheses

PLAYER	2	3	4	5+	TOTAL
Woolery, Jordan	16 (56)	10 (22)	3 (4)	-	29 (84)
Slimp, Rylee	16 (26)	6 (13)	2 (2)	-	24 (41)
Grant, Megan	20 (62)	1 (5)	0 (2)	-	21 (67)
Bragg, Kaniya	14 (26)	4 (5)	2 (2)	-	20 (33)
Ramirez, Alexis	15 (23)	1 (3)	1 (1)	-	17 (27)
Alejandre, Bri	12 (12)	3 (3)	-	-	15 (15)
Garcia, Aleena	9 (13)	3 (3)	-	-	12 (16)
Lamar, Jolyna	8 (8)	1 (1)	-	-	9 (9)
Suarez, Ramsey	4 (5)	1 (1)	-	-	5 (6)
Berry, Soo-Jin	3 (26)	1 (6)	-	-	4 (32)
Mujica, Sofia	2 (7)	1 (2)	-	-	3 (9)
Phillips, Mia	2 (13)	0 (2)	-	-	2 (15)
Pinedo, Rylee	1 (1)	-	-	-	1 (1)
TEAM	122	32	8	0	162

2026 MULTI-RBI GAMES

career total in parentheses

PLAYER	2	3	4	5+	TOTAL
Woolery, Jordan	13 (31)	7 (21)	5 (10)	6 (10)	31 (72)
Grant, Megan	18 (41)	5 (20)	1 (5)	3 (10)	27 (76)
Alejandre, Bri	14 (14)	5 (5)	3 (3)	2 (2)	24 (24)
Bragg, Kaniya	9 (18)	4 (5)	3 (4)	2 (2)	18 (29)
Slimp, Rylee	8 (14)	5 (6)	3 (3)	-	16 (23)
Garcia, Aleena	10 (11)	1 (1)	4 (4)	2 (2)	17 (18)
Ramirez, Alexis	6 (10)	2 (3)	1 (1)	2 (4)	11 (18)
Lamar, Jolyna	8 (8)	1 (1)	-	1 (1)	10 (10)
Suarez, Ramsey	4 (7)	2 (3)	-	1 (1)	7 (11)
Mujica, Sofia	4 (7)	2 (3)	0 (2)	0 (1)	6 (13)
Berry, Soo-Jin	3 (14)	0 (4)	1 (2)	-	4 (20)
Phillips, Mia	1 (4)	0 (3)	0 (1)	-	1 (8)
TEAM	98	34	21	19	172

2026 HITTING STREAKS

PLAYER	LONGEST	CURRENT
Grant, Megan	19	-
Slimp, Rylee	17	-
Bragg, Kaniya	12	-
Woolery, Jordan	12	1
Ramirez, Alexis	12	1
Lamar, Jolyna	11	1
Garcia, Aleena	10	1
Alejandre, Bri	8	8
Suarez, Ramsey	5	1
Berry, Soo-Jin	5	5
Mujica, Sofia	4	1
Phillips, Mia	4	-
Leyva, Jazmine	2	-
Pinedo, Rylee	1	1

2026 REACHED BASE STREAKS

PLAYER	LONGEST	CURRENT
Grant, Megan	37	19
Garcia, Aleena	25	25
Woolery, Jordan	24	1
Slimp, Rylee	23	3
Bragg, Kaniya	16	-
Lamar, Jolyna	14	5
Ramirez, Alexis	13	1
Alejandre, Bri	10	8
Berry, Soo-Jin	10	5
Suarez, Ramsey	10	1
Mujica, Sofia	6	1
Phillips, Mia	6	-
Leyva, Jazmine	2	-
Pinedo, Rylee	1	1

2026 TEAM OFFENSE RANKINGS

Category	Stat	B1G Rank	NCAA Rank
Batting Avg.	.385	1st	1st
Doubles	114	1st	4th
Home Runs	200	1st	1st
On-Base Pct.	.496	1st	1st
RBlS	623	1st	1st
Runs	651	1st	1st
Runs Per Game	10.85	1st	1st
Slugging Pct.	.836	1st	1st
Stolen Bases/Game	0.25	16th	295th
Triples	9	8th	136th
Walks	317	1st	1st

2026 TEAM DEFENSE & PITCHING RANKINGS

Category	Stat	B1G Rank	NCAA Rank
Fielding Pct.	.972	3rd	50th
Double Plays	22	3rd	61st
ERA	4.32	8th	136th
Strikeouts	271	9th	58th
K/BB Ratio	1.58	8th	92nd
Strikeouts Per 7 inn.	5.25	9th	67th
Shutouts	10	3rd	29th
WHIP	1.56	8th	103rd

2026 PLAYER RANKINGS

	Stat	B1G Rank	NCAA Rank
Bri Alejandro			
Home Runs	24	3rd	9th
RBlS	81	3rd	9th
Slugging Pct.	.798	13th	60th
Total Bases	146	8th	30th

	Stat	B1G Rank	NCAA Rank
Kaniya Bragg			
Hits	74	6th	59th
Home Runs	18	12th	51st
RBlS	65	8th	35th
Runs	67	5th	25th
Total Bases	139	10th	48th

	Stat	B1G Rank	NCAA Rank
Aleena Garcia			
Home Runs	21	6th	26th
RBlS	68	5th	24th
Slugging Pct.	.811	11th	51st
Total Bases	137	12th	53rd

	Stat	B1G Rank	NCAA Rank
Megan Grant			
Batting Avg.	.469	3rd	6th
Home Runs	40	1st	1st
On-Base Pct.	.650	1st	1st
RBlS	87	2nd	5th
Runs	85	2nd	5th
Slugging Pct.	1.333	1st	1st
Total Bases	196	2nd	2nd
Walks	74	1st	1st

	Stat	B1G Rank	NCAA Rank
Rylee Slimp			
Batting Avg.	.428	5th	51st
Hit-By-Pitches	14	2nd	31st
Hits	83	3rd	17th
On-Base Pct.	.535	5th	34th
Runs	94	1st	1st
Total Bases	153	5th	20th

	Stat	B1G Rank	NCAA Rank
Taylor Tinsley			
Complete Games	24	1st	4th
Games Started	30	1st	21st
Innings Pitched	215.0	1st	6th
Appearances	45	1st	5th
Shutouts	5	3rd	25th
Strikeouts	179	4th	28th
Victories	32	1st	2nd

	Stat	B1G Rank	NCAA Rank
Jordan Woolery			
Batting Avg.	.500	2nd	4th
Hits	93	2nd	4th
Home Runs	34	2nd	3rd
On-Base Pct.	.595	2nd	4th
RBlS	112	1st	1st
Runs	76	3rd	11th
Slugging Pct.	1.161	2nd	2nd
Total Bases	216	1st	1st

FIVE BRUINS WIN GOLD AT WORLD GAMES

- UCLA softball standouts Maya Brady, Ally Carda, Megan Faraimo, Rachel Garcia and Bubba Nickles-Camarena helped the U.S. Softball Women's National Team win a fourth straight World Games title in Chengdu, China on Aug. 17, 2025.
- The United States went 5-0 over the five-day competition, defeating Chinese Taipei, the Netherlands and China in pool play, before earning a 10-inning 7-6 victory over Japan in the semifinals and a 5-0 win over Chinese Taipei in the gold medal game. Team USA outscored opponents 32-6 and posted a .344 team batting average.
- Pitcher Megan Faraimo, who played for the AUSL champion Talons during the league's inaugural season in 2025, tossed a shutout in the gold medal game, allowing just three hits and one walk while striking out 10. Faraimo was honored as the top pitcher at The World Games on the All-World Team after giving up only three hits over 12.0 scoreless innings for Team USA.

KIRK WALKER TO BE INDUCTED INTO NFCA HALL OF FAME

Longtime UCLA assistant coach Kirk Walker was named to the National Fastpitch Coaches Association (NFCA) 2026 Hall of Fame Class on Dec. 11 at the 2025 NFCA Convention in Las Vegas. He will be formally inducted at the 2026 NFCA Convention in Atlantic City, New Jersey, as part of the trailblazer category, which honors individuals who have made significant contributions to fastpitch softball through service, leadership, coaching and/or participation. Walker joins former UCLA head coaches Sharron Backus (Class of 1991) and Sue Enquist (Class of 2006) in the NFCA Hall of Fame.

Walker retired following the 2025 offseason after 24 years with the UCLA softball program, including 23 seasons on the Bruins' coaching staff. He played a key role in building the foundation of UCLA's softball dynasty, helping the program to seven NCAA championships and 18 Women's College World Series appearances during his tenure as assistant coach (1984-94, 2013-22) and associate head coach (2023-24). UCLA captured NCAA titles in 1984, 1985, 1988, 1989, 1990, 1992 and 2019 with Walker on staff.

50TH ANNIVERSARY OF THE CWSA AWARDS

- The Collegiate Women Sports Awards, which was established in 1976 by former UCLA Director of Women's Athletics Judith Holland, annually recognizes the accomplishments of female athletes in NCAA-member colleges with a variety of prestigious awards, including the Honda Sports Award given to the top female athlete in 12 respective sports and the Collegiate Woman Athlete of the Year, given to the top overall female athlete. 2025-26 marks the 50th anniversary of the Honda Sport Awards.
- Across eight varsity programs, UCLA has earned 36 Honda Sport Awards and an NCAA-best six Honda Cups. UCLA softball accounts for four of those six Honda Cups and leads all Bruin programs with 12 Honda Sport Awards. UCLA softball also leads all NCAA Division I women's programs in any sport with four Honda Cup winners: Lisa Fernandez (1993), Natasha Watley (2003), and Rachel Garcia, the only two-time winner in softball history (2019 and 2021).

UCLA Softball's Honda Award & Cup Winners

Debbie Doom, 1984	Honda Award	Lisa Fernandez, 1993	Honda Cup
Lisa Longaker, 1988	Honda Award	Jennifer Brundage, 1995	Honda Award
Janice Parks, 1989	Honda Award	Natasha Watley, 2003	Honda Cup
Lisa Longaker, 1990	Honda Award	Rachel Garcia, 2018	Honda Award
Lisa Fernandez, 1991	Honda Award	Rachel Garcia, 2019	Honda Cup
Lisa Fernandez, 1992	Honda Award	Rachel Garcia, 2019	Honda Cup

BRUINS IN THE AUSL

Player	Team	AU/AUSL Exp.	Years in AU/AUSL	Years at UCLA
Jadelyn Allchin	Utah Talons	3 seasons	2024-2026	2024
Maya Brady	Oklahoma City Spark	2 seasons	2025-2026	2020-2024
Ally Carda	Texas Volt	Rookie	2025-2026	2012-2015
Jessica Clements	Chicago Bandits	Rookie	2025-2026	2025
Megan Faraimo	Utah Talons	4 seasons	2023-2026	2019-2023
Rachel Garcia	Texas Volt	5 seasons	2022-2026	2017-2021
Megan Grant	Portland Cascade	Rookie	2026	2023-2026
Bubba Nickles-Camarena	Oklahoma City Spark	6 seasons	2021-2026	2017-2021
Sharlize Palacios	Utah Talons	3 seasons	2024-2026	2023-2024
Taylor Tinsley	Utah Talons	Rookie	2026	2023-2026
Delanie Wisz	Oklahoma City Spark	4 seasons	2023-2026	2020-2022
Jordan Woolery	Utah Talons	Rookie	2026	2023-2026

* denotes number of times played in AUX season

- With 12 players, UCLA softball leads all programs in representation in the reorganized Athletes Unlimited Softball League (AUSL), which debuted in its new format in summer 2025. Under commissioner Kim Ng, the AUSL has become the most successful domestic professional women's softball league to date. Its inaugural 2025 season featured 24 sellouts, 90% average stadium capacity and an 88% increase in ESPN viewership from 2024, when it operated as a point-based league. Beginning in 2026, the AUSL will transition to a city-based model, adding two expansion franchises to bring the league total to six teams.
- Several UCLA softball alumnae and former staff members hold key leadership roles as the league continues to grow. Current UCLA associate head coach and women's sports icon Lisa Fernandez serves as general manager of the Salt Lake City Talons, which won the inaugural AUSL Championship in 2025. Joining her in the front office is longtime UCLA assistant Kirk Walker, who was named general manager of the expansion Oklahoma City Spark.
- Former UCLA national champion and current LMU head coach Tairia (Mims) Flowers will be the first-year head coach of the Portland Cascade, which is the other expansion franchise added in November 2025. Current UCLA director of player development and data analytics Will Oldham also serves a coaching role as an assistant for the Talons.
- Seniors Megan Grant, Taylor Tinsley and Jordan Woolery were awarded Athletes Unlimited Softball League (AUSL) Golden Tickets following UCLA's double-header sweep over Cal at Easton Stadium on Saturday, April 18. UCLA's three Golden Ticket recipients are the most the league has ever awarded at one time. Grant, Tinsley and Woolery are the first Bruins to receive a Golden Ticket.
- On May 4, Grant, Tinsley and Woolery were selected in the 2026 AUSL College Draft. Grant was the first hitter and Bruin taken, going fourth overall to the Portland Cascade. Fellow slugger Woolery was also selected in the first round, going sixth overall to the Utah Talons. Tinsley will join Woolery in Utah, as the Talons selected her in the second round with the No. 12 overall pick.

UCLA TEAM SINGLE-SEASON RECORDS

RUNS SCORED			SLUGGING PCT.			BATTING AVG.		
No.	Year	R	No.	Year	SLG	No.	Year	AVG
1.	2026 *	651	1.	2026 *	.836	1.	2026 *	.385
2.	2015	499	2.	2015	.608	2.	2020	.368
3.	2025	485	3.	2010	.602	3.	2015	.367
4.	2019	436	4.	2020	.594	4.	1996	.354
5.	2018	411	5.	2025	.591	5.	1995	.350

RUNS/GAME			ON-BASE PCT.			HITS/GAME		
No.	Year	R/GP	No.	Year	OBP	No.	Year	H/GP
1.	2026 *	10.85	1.	2026 *	.496	1.	2026 *	10.38
2.	2015	7.92	2.	2015	.467	2.	1996	9.91
3.	2020	7.69	3.	2020	.453	3.	2015	9.73
4.	2025	7.13	4.	2014	.447	4.	1995	9.50
5.	2019	7.03	5.	2025	.434	5.	2001	9.44

HOME RUNS			WALKS			TOTAL BASES		
No.	Year	HR	No.	Year	BB	No.	Year	TB
1.	2026 *	200	1.	2026 *	317	1.	2026 *	1355
2.	2010	108	2.	2015	289	2.	1999	1042
3.	1999	95	3.	2014	286	3.	2025	1035
4.	2015	89	4.	2025	253	4.	2015	1015
5.	2003	88	5.	2010	244	5.	2010	988

HOME RUNS/GAME			WALKS/GAME			EXTRA-BASE HITS		
No.	Year	HR/GP	No.	Year	BB/GP	No.	Year	XBH
1.	2026 *	3.33	1.	2026 *	5.28	1.	2026 *	323
2.	2010	1.77	2.	2014	4.77	2.	2025	223
3.	2025	1.49	3.	2015	4.59	3.	2010	215
4.	2012	1.48	4.	2011	4.13	4.	1999	211
5.	2013	1.47	5.	2010	4.00	5.	2015	210

* indicates Big Ten Conference single-season record

2026 WEEK-BY-WEEK STATS

Batting	W-L	AVG	R	H	2B	3B	HR	RBI	BB	SLG	OBP
Stacy Winsberg/Mark Campbell	5-0	.487	68	58	9	1	23	66	27	1.160	.591
Clearwater Invitational	2-3	.269	24	36	10	0	7	22	13	.500	.365
Mary Nutter Collegiate Classic	6-0	.394	70	61	14	2	14	68	26	.781	.500
Judi Garman Classic	5-0	.425	71	62	10	1	16	68	43	.836	.562
Wisconsin	3-0	.456	38	36	6	1	9	37	14	.899	.546
LMU & Michigan State	4-0	.402	47	37	5	0	17	47	26	1.011	.540
Rutgers	3-0	.489	46	45	5	0	14	45	15	1.000	.566
Nebraska	1-2	.229	11	19	2	0	4	11	7	.398	.304
Hawai'i & Indiana	4-0	.282	25	29	7	0	7	21	21	.553	.408
Cal State Fullerton & Illinois	4-0	.415	58	54	9	2	23	57	25	1.046	.506
CBU, LBSU & California (DH)	4-0	.468	62	52	8	1	20	57	30	1.099	.587
Washington	3-0	.291	23	23	5	0	9	21	18	.696	.430
Oregon	1-2	.370	24	30	4	0	10	22	9	.790	.433
Big Ten Tournament	2-1	.380	27	30	9	1	9	25	15	.861	.474
NCAA Regionals	3-0	.379	34	33	8	0	11	33	14	.851	.471
NCAA Super Regionals	2-0	.360	23	18	3	0	7	23	14	.840	.535

Pitching	W-L	ERA	H	R	ER	BB	SO	SV	Score
Stacy Winsberg/Mark Campbell	5-0	1.68	16	6	6	7	32	0	68-6
Clearwater Invitational	2-3	6.69	43	31	29	13	27	0	24-31
Mary Nutter Collegiate Classic	6-0	3.31	35	22	17	10	26	0	70-22
Judi Garman Classic	5-0	7.23	52	33	32	18	23	0	71-33
Wisconsin	3-0	4.53	22	14	11	9	11	0	38-14
LMU & Michigan State	4-0	2.67	21	13	8	9	13	0	47-13
Rutgers	3-0	4.53	14	14	11	21	12	0	46-14
Nebraska	1-2	5.89	22	17	16	18	13	0	11-17
Hawai'i & Indiana	4-0	2.25	20	11	9	11	15	0	25-11
Cal State Fullerton & Illinois	4-0	2.80	24	12	10	9	12	0	58-12
CBU, LBSU & California (DH)	4-0	6.12	25	21	21	8	12	0	62-21
Washington	3-0	2.95	17	8	8	10	22	0	23-8
Oregon	1-2	7.00	35	24	19	10	10	0	24-24
Big Ten Tournament	2-1	3.11	18	13	8	8	17	0	27-13
NCAA Regionals	3-0	4.55	18	14	13	7	13	0	34-14
NCAA Super Regionals	2-0	2.93	12	5	5	3	13	0	23-5

UCLA'S CAREER HITS LIST

Senior **Jordan Woolery** recorded her 200th career hit versus Tennessee in the final game of the 2025 season. Joining her in the 200 Hits Club this season was senior **Megan Grant** who recorded her 200th career hit on March 1 versus Oregon State with her second homer of the game. Grant became the 39th player in UCLA history to join the 200 Hits Club.

No.	Player	Hits
1.	Natasha Watley (2000-03)	395
2.	Briana Perez (2018-22)	328
3.	Stacey Nuveman (1997, 99, 01-02)	322
4.	Kylee Perez (2015-18)	301
5.	Jordan Woolery (2023-Pres.)	293
6.	Kelly Howard (1993-96)	288
7.	Lisa Fernandez (1990-93)	287
8.	Maya Brady (2020-24)	279
9.	Tairia Mims (2000-03)	276
10.	Stephany LaRosa (2012-15)	275
11.	Katie Schroeder (2008-12)	274
12.	Delaney Spaulding (2014-17)	272
13.	GiOnna DiSalvatore (2008-11)	264
14.	Amanda Freed (1999-02)	262
15.	Aaliyah Jordan (2018-23)	261
	Yvonne Gutierrez (1989-92)	261
17.	Allexis Bennett (2013-16)	259
18.	B.B. Bates (2010-13)	254
19.	Andrea Harrison (2009-12)	251
20.	Alleah Poulson (1994-96)	250
21.	Shanna Flynn (1988-91)	249
22.	Megan Grant (2023-Pres.)	245
23.	Julie Marshall (1996-00)	243
24.	Jennifer Brundage (1992-95)	240
25.	Savannah Pola (2022-Pres.)	239
26.	Claire Sua (2001-04)	237
27.	Bubba Nickles (2017-19, 21)	235
	Andrea Duran (2003-06)	235
29.	Kinsley Washington (2018-22)	233
30.	Jodie Legaspi (2004-07)	230
31.	Christie Ambrosi (1996-99)	228
32.	Caitlin Benyi (2003-06)	227
	Julie Adams (1996-00)	227
34.	Janice Parks (1986-89)	224
35.	Krista Colburn (2005-08)	222
36.	Ally Carda (2012-15)	220
	Megan Langenfeld (2007-10)	220
38.	Stephanie Ramos (2001-04)	219
39.	Rachel Garcia (2016-19, 21)	214
40.	Courtney Dale (1997-01)	197
41.	Nicole Odom (1994-98)	196
42.	Gabrielle Maurice (2014-17)	194
43.	Samantha Camuso (2008-12)	184
	Emily Zaplatosch (2003-06)	184
	Kathi Evans (1992-95)	184
46.	Madeline Jelenicki (2015-18)	182
47.	Mysha Sataraka (2013-16)	178
48.	Lisa Dodd (2004-07)	176
49.	Kristy Howard (1990-93)	175
50.	Gina Holmstrom (1984-87)	174

CAREER GRAND SLAMS

Megan Grant (7)		
South Carolina	5/17/26	
Washington	4/12/25	
at Cal Baptist	4/8/25	
Ohio State	4/1/25	
at CSUN	4/30/24	
Oregon	3/29/24	
at Arizona	4/16/23	
Jordan Woolery (6)		
at Long Beach State	4/15/26	
vs. Texas A&M	2/22/26	
vs. Auburn	2/19/26	
Northern Colorado	2/6/26	
at Howard	3/26/25	
vs. Alabama	2/17/23	
Alexis Ramirez (3)		
at Cal State Fullerton	4/7/26	
Wisconsin	3/8/26	
vs. Seattle U.	2/28/26	
Bri Alejandre (2)		
at Long Beach State	4/15/26	
at Rutgers	3/23/26	
Kaniya Bragg (2)		
at Long Beach State	4/15/26	
vs. Texas A&M	2/22/26	
Sofia Mujica (2)		
at Maryland	3/30/25	
vs. Weber State	3/1/25	
Soo-Jin Berry (1)		
vs. Wisconsin	5/8/26	
Jolyna Lamar (1)		
vs. East Texas A&M	2/27/26	
Aleena Garcia (1)		
vs. Florida	2/27/26	

CAREER WALK-OFF/GAME-WINNING HITS

in the 7th inning or later (not mercy-rule)

Player	Opponent (Date)	Inn.	Hit
*A. Garcia	California Baptist (5/15/26)	Bot 7	RBI SF
B. Alejandre	at Washington (4/24/26)	Top 7	2 RBI HR
K. Bragg	at Cal State Fullerton (4/7/26)	Top 7	2 RBI HR
*A. Garcia	vs. South Carolina (2/21/26)	Bot 7	2 RBI 1B
M. Grant	vs. Missouri (2/13/26)	Top 7	Solo HR
*J. Woolery	at South Carolina (5/24/25)	Bot 7	2 RBI HR
*R. Slimp	vs. Indiana (5/8/25)	Bot 7	RBI 1B
A. Ramirez	at Michigan (4/27/25)	Top 8	RBI 1B
J. Woolery	at Stanford (4/21/24)	Top 7	2 RBI HR
*M. Grant	Utah (3/9/24)	Bot 7	RBI 1B
M. Grant	vs. Florida State (2/18/23)	Top 7	2 RBI 1B

* denotes walk-off hit

PINCH-HIT HOME RUNS IN 2026 (1)

Player	Opponent	Date
Soo-Jin Berry	at Long Beach State	4/15/26

2026 RECORD VS. CONFERENCES

ACC	3-1
Big Sky	1-0
Big Ten	22-5
Big West	5-0
Big XII	4-1
Mountain West	2-0
SEC	8-1
Southland	1-0
WAC	2-0
WCC	4-0

2026 HOME RUN BREAKDOWN (cont. on next page)

No.	Player	Date	Opponent	On Base	Inn.	Outs	Count	Score	Final
1	Rylee Slimp	Feb. 6	UC Santa Barbara	^L 0	1	0	3-2	0-0	W, 18-1
2	Kaniya Bragg	Feb. 6	UC Santa Barbara	2	2	2	2-1	4-0	W, 18-1
3	Jordan Woolery	Feb. 6	UC Santa Barbara	1	4	0	0-0	16-0	W, 18-1
4	Sofia Mujica	Feb. 6	Northern Colorado	0	2	1	1-1	0-0	W, 10-1
5	Megan Grant	Feb. 6	Northern Colorado	1	3	1	1-1	1-0	W, 10-1
6	Sofia Mujica	Feb. 6	Northern Colorado	0	4	0	2-2	3-1	W, 10-1
7	Jordan Woolery	Feb. 6	Northern Colorado	^{GS} 3	4	0	2-1	6-1	W, 10-1
8	Megan Grant	Feb. 7	vs. Oregon State	1	1	0	2-1	0-1	W, 12-4
9	Kaniya Bragg	Feb. 7	vs. Oregon State	2	3	0	1-1	2-4	W, 12-4
10	Kaniya Bragg	Feb. 7	vs. Oregon State	2	5	2	1-0	9-4	W, 12-4
11	Rylee Slimp	Feb. 7	vs. Utah	^L 0	1	0	1-1	0-0	W, 11-0
12	Bri Alejandre	Feb. 7	vs. Utah	0	2	1	1-1	1-0	W, 11-0
13	Aleena Garcia	Feb. 7	vs. Utah	^B 0	3	0	2-2	6-0	W, 11-0
14	Bri Alejandre	Feb. 7	vs. Utah	^B 0	3	0	3-2	7-0	W, 11-0
15	Jordan Woolery	Feb. 7	vs. Utah	0	4	0	2-0	8-0	W, 11-0
16	Megan Grant	Feb. 8	UC Riverside	^B 1	1	0	2-1	0-0	W, 17-0
17	Jordan Woolery	Feb. 8	UC Riverside	^B 0	1	0	2-0	2-0	W, 17-0
18	Bri Alejandre	Feb. 8	UC Riverside	1	1	0	0-0	3-0	W, 17-0
19	Jolyna Lamar	Feb. 8	UC Riverside	1	1	1	2-0	6-0	W, 17-0
20	Megan Grant	Feb. 8	UC Riverside	1	1	1	0-0	8-0	W, 17-0
21	Sofia Mujica	Feb. 8	UC Riverside	1	3	2	0-0	13-0	W, 17-0
22	Megan Grant	Feb. 8	UC Riverside	^B 0	4	0	0-0	15-0	W, 17-0
23	Jordan Woolery	Feb. 8	UC Riverside	^B 0	4	0	2-2	16-0	W, 17-0
24	Megan Grant	Feb. 13	vs. Oklahoma State	0	3	1	1-1	1-3	L, 3-4
25	Bri Alejandre	Feb. 13	vs. Oklahoma State	0	6	1	2-0	2-3	L, 3-4
26	Megan Grant	Feb. 13	vs. Missouri	1	5	1	0-1	1-5	W, 6-5
27	Bri Alejandre	Feb. 13	vs. Missouri	1	5	2	2-2	3-5	W, 6-5
28	Megan Grant	Feb. 13	vs. Missouri	0	7	0	2-1	5-5	W, 6-5
29	Megan Grant	Feb. 14	vs. Florida State	0	1	1	3-1	0-0	L, 7-11
30	Jordan Woolery	Feb. 15	vs. LSU	1	4	1	3-2	4-0	W, 8-0
31	Ramsey Suarez	Feb. 19	vs. Auburn	2	3	2	0-0	12-0	W, 23-1
32	Jordan Woolery	Feb. 19	vs. Auburn	^{GS} 3	3	2	1-0	17-0	W, 23-1
33	Aleena Garcia	Feb. 19	vs. Auburn	1	4	1	3-2	21-0	W, 23-1
34	Megan Grant	Feb. 20	vs. Nevada	1	3	1	1-2	0-2	W, 6-5
35	Jordan Woolery	Feb. 20	vs. Duke	2	2	2	2-1	2-2	W, 6-5
36	Ramsey Suarez	Feb. 21	vs. Fresno State	2	1	2	2-1	1-0	W, 11-0
37	Megan Grant	Feb. 21	vs. Fresno State	0	2	2	1-2	5-0	W, 11-0
38	Jordan Woolery	Feb. 21	vs. Fresno State	1	4	1	3-0	7-0	W, 11-0
39	Bri Alejandre	Feb. 21	vs. Fresno State	1	4	1	1-0	9-0	W, 11-0
40	Alexis Ramirez	Feb. 21	vs. South Carolina	0	7	0	2-2	0-4	W, 5-4
41	Jordan Woolery	Feb. 22	vs. Texas A&M	^{GS} 3	2	1	1-1	2-5	W, 15-7
42	Alexis Ramirez	Feb. 22	vs. Texas A&M	1	3	1	2-1	6-5	W, 15-7
43	Kaniya Bragg	Feb. 22	vs. Texas A&M	^{GS} 3	3	1	1-1	9-5	W, 15-7
44	Ramsey Suarez	Feb. 22	vs. Texas A&M	0	3	2	1-1	13-5	W, 15-7
45	Jolyna Lamar	Feb. 27	vs. East Texas A&M	^{GS} 3	1	2	3-1	1-0	W, 14-0
46	Megan Grant	Feb. 27	vs. East Texas A&M	1	2	0	0-1	5-0	W, 14-0
47	Jolyna Lamar	Feb. 27	vs. East Texas A&M	2	2	1	0-0	8-0	W, 14-0
48	Ramsey Suarez	Feb. 27	vs. East Texas A&M	1	3	0	3-1	11-0	W, 14-0
49	Bri Alejandre	Feb. 27	vs. East Texas A&M	0	3	1	0-0	13-0	W, 14-0
50	Jordan Woolery	Feb. 27	vs. Florida	1	1	1	1-0	0-0	W, 15-12
51	Aleena Garcia	Feb. 27	vs. Florida	^{GS} 3	1	1	0-1	2-0	W, 15-12
52	Alexis Ramirez	Feb. 27	vs. Florida	2	2	2	0-0	6-4	W, 15-12
53	Megan Grant	Feb. 28	vs. BYU	1	2	0	0-1	4-3	W, 13-8
54	Bri Alejandre	Feb. 28	vs. BYU	^B 1	4	2	2-0	7-3	W, 13-8
55	Aleena Garcia	Feb. 28	vs. BYU	^B 0	4	2	3-1	9-3	W, 13-8
56	Alexis Ramirez	Feb. 28	vs. Seattle U	^{GS} 3	5	1	0-0	9-10	W, 16-10
57	Megan Grant	Feb. 28	vs. Seattle U	1	7	1	2-2	14-10	W, 16-10
58	Megan Grant	March 1	vs. Oregon State	1	2	2	1-1	2-0	W, 13-3
59	Megan Grant	March 1	vs. Oregon State	1	5	0	2-1	10-1	W, 13-3
60	Kaniya Bragg	March 1	vs. Oregon State	0	5	1	0-1	12-1	W, 13-3
61	Megan Grant	March 6	Wisconsin	0	1	1	2-1	0-3	W, 14-5
62	Jordan Woolery	March 6	Wisconsin	2	4	0	0-0	5-5	W, 14-5
63	Aleena Garcia	March 6	Wisconsin	1	4	1	0-1	9-5	W, 14-5
64	Jordan Woolery	March 6	Wisconsin	2	5	0	0-2	11-5	W, 14-5
65	Ramsey Suarez	March 7	Wisconsin	2	1	2	1-2	1-0	W, 8-0
66	Jordan Woolery	March 7	Wisconsin	2	2	1	3-1	5-0	W, 8-0
67	Jolyna Lamar	March 8	Wisconsin	0	3	0	2-2	6-6	W, 16-9
68	Megan Grant	March 8	Wisconsin	1	3	0	2-0	7-6	W, 16-9
69	Alexis Ramirez	March 8	Wisconsin	^{GS} 3	4	1	0-0	11-9	W, 16-9
70	Megan Grant	March 11	LMU	^B 0	1	1	0-0	0-0	W, 9-1
71	Jordan Woolery	March 11	LMU	^B 0	1	1	0-1	1-0	W, 9-1
72	Kaniya Bragg	March 11	LMU	^B 0	1	1	2-1	2-0	W, 9-1
73	Rylee Slimp	March 11	LMU	0	2	2	0-1	3-0	W, 9-1
74	Kaniya Bragg	March 11	LMU	0	3	1	3-1	4-0	W, 9-1
75	Sofia Mujica	March 11	LMU	2	3	2	1-0	5-0	W, 9-1
76	Megan Grant	March 13	Michigan State	1	2	1	0-0	4-0	W, 10-0
77	Ramsey Suarez	March 13	Michigan State	0	3	1	2-2	6-0	W, 10-0

^L leadoff home run in 1st inning

^{GS} grand slam

^B back-to-back home runs

2026 HOME RUN BREAKDOWN (cont. on next page)

No.	Player	Date	Opponent	On Base	Inn.	Outs	Count	Score	Final
78	Jordan Woolery	March 13	Michigan State	^B 1	4	0	1-0	7-0	W, 10-0
79	Kaniya Bragg	March 13	Michigan State	^B 0	4	0	3-1	9-0	W, 10-0
80	Bri Alejandre	March 14	Michigan State	2	3	0	2-1	11-6	W, 18-10
81	Aleena Garcia	March 14	Michigan State	^B 0	3	1	1-1	14-6	W, 18-10
82	Sofia Mujica	March 14	Michigan State	^B 0	3	1	2-2	15-6	W, 18-10
83	Jordan Woolery	March 14	Michigan State	1	4	0	2-0	16-9	W, 18-10
84	Rylee Slimp	March 15	Michigan State	^L 0	1	0	1-1	0-1	W, 10-2
85	Megan Grant	March 15	Michigan State	^B 0	3	0	1-0	1-1	W, 10-2
86	Jordan Woolery	March 15	Michigan State	^B 0	3	0	3-1	2-1	W, 10-2
87	Kaniya Bragg	March 21	at Rutgers	^B 0	2	0	2-0	0-0	W, 16-5
88	Bri Alejandre	March 21	at Rutgers	^B 0	2	0	1-1	1-0	W, 16-5
89	Ramsey Suarez	March 21	at Rutgers	^B 0	2	0	3-1	2-0	W, 16-5
90	Rylee Slimp	March 21	at Rutgers	1	2	1	1-0	4-0	W, 16-5
91	Bri Alejandre	March 21	at Rutgers	1	4	1	1-0	8-5	W, 16-5
92	Jolyna Lamar	March 21	at Rutgers	2	4	2	1-1	10-5	W, 16-5
93	Megan Grant	March 21	at Rutgers	1	4	2	2-2	13-5	W, 16-5
94	Kaniya Bragg	March 21	at Rutgers	0	5	0	3-2	15-5	W, 16-5
95	Jordan Woolery	March 22	at Rutgers	1	2	2	0-0	4-0	W, 13-3
96	Bri Alejandre	March 22	at Rutgers	1	2	2	3-2	6-0	W, 13-3
97	Megan Grant	March 22	at Rutgers	0	6	0	1-0	10-3	W, 13-3
98	Aleena Garcia	March 23	at Rutgers	^B 0	2	1	2-1	0-0	W, 17-6
99	Alexis Ramirez	March 23	at Rutgers	^B 0	2	1	3-0	1-0	W, 17-6
100	Bri Alejandre	March 23	at Rutgers	^{GS} 3	2	1	2-0	4-0	W, 17-6
101	Jordan Woolery	March 28	at Nebraska	2	1	0	1-0	0-0	W, 6-5
102	Jolyna Lamar	March 28	at Nebraska	1	6	2	1-2	4-3	W, 6-5
103	Alexis Ramirez	March 29	at Nebraska	0	4	2	1-1	1-7	L, 4-8
104	Rylee Slimp	March 29	at Nebraska	1	7	0	1-0	2-8	L, 4-8
105	Jasmine Leyva	April 2	Hawai'i	0	4	0	0-0	4-3	W, 9-5
106	Jordan Woolery	April 2	Hawai'i	2	4	2	1-2	5-3	W, 9-5
107	Rylee Slimp	April 3	Indiana	2	6	1	3-2	2-3	W, 5-4
108	Megan Grant	April 4	Indiana	0	3	2	0-0	0-0	W, 7-2
109	Megan Grant	April 4	Indiana	0	5	0	2-1	2-1	W, 7-2
110	Aleena Garcia	April 4	Indiana	1	5	1	3-1	3-1	W, 7-2
111	Alexis Ramirez	April 5	Indiana	0	6	0	2-2	3-0	W, 4-0
112	Megan Grant	April 7	at Cal State Fullerton	1	1	0	2-1	0-0	W, 13-11
113	Alexis Ramirez	April 7	at Cal State Fullerton	^{GS} 3	1	2	3-1	2-0	W, 13-11
114	Jolyna Lamar	April 7	at Cal State Fullerton	1	3	0	1-0	7-7	W, 13-11
115	Aleena Garcia	April 7	at Cal State Fullerton	0	6	0	0-0	9-11	W, 13-11
116	Kaniya Bragg	April 7	at Cal State Fullerton	1	7	1	2-2	11-11	W, 13-11
117	Bri Alejandre	April 10	at Illinois	0	2	2	2-0	0-0	W, 17-0
118	Megan Grant	April 10	at Illinois	1	5	2	3-2	1-0	W, 17-0
119	Megan Grant	April 10	at Illinois	^B 1	7	1	1-0	3-0	W, 17-0
120	Jordan Woolery	April 10	at Illinois	^B 0	7	1	0-0	5-0	W, 17-0
121	Kaniya Bragg	April 10	at Illinois	^B 0	7	1	1-2	6-0	W, 17-0
122	Kaniya Bragg	April 10	at Illinois	^B 2	7	2	0-0	12-0	W, 17-0
123	Alexis Ramirez	April 10	at Illinois	^B 0	7	2	0-0	15-0	W, 17-0
124	Aleena Garcia	April 10	at Illinois	^B 0	7	2	3-2	16-0	W, 17-0
125	Jordan Woolery	April 11	at Illinois	2	3	2	2-1	0-0	W, 10-1
126	Bri Alejandre	April 11	at Illinois	2	3	2	3-2	3-0	W, 10-1
127	Jolyna Lamar	April 11	at Illinois	0	4	0	2-2	6-0	W, 10-1
128	Aleena Garcia	April 11	at Illinois	0	5	0	3-2	7-0	W, 10-1
129	Aleena Garcia	April 12	at Illinois	2	1	1	2-2	2-0	W, 18-0
130	Sofia Mujica	April 12	at Illinois	^B 0	1	2	1-0	5-0	W, 18-0
131	Jolyna Lamar	April 12	at Illinois	^B 0	1	2	2-2	6-0	W, 18-0
132	Megan Grant	April 12	at Illinois	1	4	0	0-0	8-0	W, 18-0
133	Aleena Garcia	April 12	at Illinois	2	4	1	0-0	10-0	W, 18-0
134	Sofia Mujica	April 12	at Illinois	1	5	2	3-1	16-0	W, 18-0
135	Rylee Slimp	April 14	California Baptist	^L 0	1	0	2-0	0-4	W, 13-6
136	Jordan Woolery	April 14	California Baptist	0	1	1	1-1	1-4	W, 13-6
137	Jordan Woolery	April 14	California Baptist	0	3	1	0-0	2-6	W, 13-6
138	Alexis Ramirez	April 14	California Baptist	1	3	1	0-0	3-6	W, 13-6
139	Jolyna Lamar	April 14	California Baptist	0	4	0	2-0	5-6	W, 13-6
140	Aleena Garcia	April 14	California Baptist	2	6	1	0-0	10-6	W, 13-6
141	Megan Grant	April 15	at Long Beach State	0	1	1	1-2	0-0	W, 27-9
142	Jordan Woolery	April 15	at Long Beach State	^{GS} 3	2	1	2-0	3-0	W, 27-9
143	Kaniya Bragg	April 15	at Long Beach State	^{GS} 3	6	2	3-2	11-9	W, 27-9
144	Soo-Jin Berry	April 15	at Long Beach State	^P 1	7	0	0-1	15-9	W, 27-9
145	Bri Alejandre	April 15	at Long Beach State	^{GS} 3	7	1	1-1	20-9	W, 27-9
146	Jolyna Lamar	April 18	California (DH-1)	0	2	1	0-0	1-0	W, 13-5
147	Jordan Woolery	April 18	California (DH-1)	2	2	1	1-0	2-0	W, 13-5
148	Jordan Woolery	April 18	California (DH-1)	1	4	0	3-2	5-0	W, 13-5
149	Rylee Slimp	April 18	California (DH-2)	^L 0	1	0	0-1	0-0	W, 9-1
150	Jordan Woolery	April 18	California (DH-2)	1	1	0	3-0	1-0	W, 9-1
151	Jordan Woolery	April 18	California (DH-2)	0	3	0	0-0	4-1	W, 9-1
152	Alexis Ramirez	April 18	California (DH-2)	1	3	0	1-1	5-1	W, 9-1
153	Bri Alejandre	April 18	California (DH-2)	0	3	1	1-0	7-1	W, 9-1
154	Megan Grant	April 18	California (DH-2)	0	4	0	2-1	8-1	W, 9-1

^L leadoff home run in 1st inning
^{GS} grand slam
^B back-to-back home runs

UCLA SINGLE-SEASON RECORDS

RUNS BATTED IN

No.	Name	Year	GP	RBI
1.	Jordan Woolery	2026	60	112
2.	Stacey Nuveman	1999	69	91
3.	Megan Grant	2026	60	87
4.	Jordan Woolery	2025	68	86
5.	Bri Alejandre	2026	60	81
	Megan Grant	2025	67	81
7.	B.B. Bates	2013	60	74
8.	Stacey Nuveman	2001	68	73
9.	Delaney Spaulding	2015	63	72
	Bubba Nickles	2019	62	72

HOME RUNS

No.	Name	Year	GP	HR
1.	Megan Grant	2026	60	40
2.	Jordan Woolery	2026	60	34
3.	Stacey Nuveman	1999	69	31
4.	Megan Grant	2025	67	26
5.	B.B. Bates	2013	60	25
6.	Bri Alejandre	2026	60	24
	Caitlin Benyi	2004	56	24
8.	Jordan Woolery	2025	68	23

SLUGGING PERCENTAGE

No.	Name	Year	TB-AB	SLG
1.	Megan Grant	2026	196-147	1.333
2.	Jordan Woolery	2026	216-186	1.161
3.	Megan Langenfeld	2010	140-129	1.085
4.	Stacey Nuveman	2002	164-157	1.045
5.	Stacey Nuveman	1999	187-184	1.016
6.	Megan Grant	2025	154-165	.933
7.	Tairia Mims	2003	165-178	.927
8.	Jennifer Brundage	1995	150-168	.893
9.	Jordan Woolery	2025	180-203	.887

ON-BASE PERCENTAGE

No.	Name	Year	AB	OBP
1.	Megan Langenfeld	2010	129	.667
2.	Stacey Nuveman	2002	157	.665
3.	Megan Grant	2026	147	.650
4.	Stacey Nuveman	2001	166	.615
5.	Jennifer Brundage	1995	168	.604
6.	Jordan Woolery	2026	186	.595
7.	Lisa Fernandez	1993	157	.593
8.	Stacey Nuveman	1999	184	.581
9.	Mysha Sataraka	2016	137	.559
10.	Megan Grant	2025	165	.540

OPS

No.	Name	Year	SLG-OBP	OPS
1.	Megan Grant	2026	1.333-.650	1.983
2.	Jordan Woolery	2026	1.161-.595	1.756
3.	Megan Langenfeld	2010	1.085-.667	1.752
4.	Stacey Nuveman	2002	1.045-.665	1.710
5.	Stacey Nuveman	1999	1.016-.581	1.597
6.	Jennifer Brundage	1995	.893-.604	1.497
7.	Stacey Nuveman	2001	.873-.615	1.488
8.	Megan Grant	2025	.933-.540	1.473
9.	Tairia Mims	2003	.927-.519	1.446
10.	Jordan Woolery	2025	.887-.510	1.397

RUNS SCORED

No.	Name	Year	GP	R
1.	Rylee Slimp	2026	60	94
2.	Megan Grant	2026	60	85
3.	Jordan Woolery	2026	60	76
	Natasha Watley	2001	68	75
5.	Savannah Pola	2025	68	73
6.	Jessica Clements	2025	67	71
7.	Briana Perez	2019	61	70
8.	Delaney Spaulding	2015	63	69
9.	Kaniya Bragg	2026	60	67
10.	Bubba Nickles	2019	62	66

UCLA SINGLE-SEASON RECORDS

WALKS

No.	Name	Year	GP	BB
1.	Stacey Nuveman	2001	68	77
2.	Megan Grant	2026	60	74
3.	Stacey Nuveman	2002	64	69
4.	Stacey Nuveman	1999	69	61
5.	Mysha Sataraka	2016	57	59
6.	Ally Carda	2015	63	57
7.	Megan Grant	2025	67	49
8.	Stephany LaRosa	2014	52	46
9.	Jordan Woolery	2026	60	44
10.	Megan Langenfeld	2010	50	43
	Dani Yudin	2012	56	43

BATTING AVERAGE

No.	Name	Year	H-AB	AVG
1.	Stacey Nuveman	2002	83-157	.529
2.	Megan Langenfeld	2010	68-129	.527
3.	Jennifer Brundage	1995	87-168	.518
4.	Lisa Fernandez	1993	80-157	.510
5.	Jordan Woolery	2026	93-186	.500
6.	Allexis Bennett	2015	93-189	.492
7.	Natasha Watley	2002	112-231	.485
8.	Natasha Watley	2003	102-212	.481
9.	Megan Grant	2026	69-147	.469
10.	Stacey Nuveman	1997	84-184	.457

HITS

No.	Name	Year	GP	H
1.	Natasha Watley	2002	64	112
2.	Christie Ambrosi	1999	68	103
3.	Natasha Watley	2003	61	102
4.	Natasha Watley	2001	68	101
5.	Savannah Pola	2025	68	98
6.	Jordan Woolery	2026	60	93
	Allexis Bennett	2015	63	93
8.	Jennifer Brundage	1995	56	87
9.	Jordan Woolery	2025	68	86
	Kylee Perez	2017	63	86
11.	Kelly Howard	1996	58	84
	Stacey Nuveman	1997	63	84
	Aaliyah Jordan	2018	65	84
14.	Rylee Slimp	2026	60	83

TOTAL BASES

No.	Name	Year	GP	TB
1.	Jordan Woolery	2026	60	216
2.	Megan Grant	2026	60	196
3.	Stacey Nuveman	1999	69	187
4.	Jordan Woolery	2025	68	180
5.	Tairia Mims	2003	61	165
6.	Stacey Nuveman	2002	64	164
	B.B. Bates	2013	60	164
8.	Delaney Spaulding	2015	63	161
9.	Stacey Nuveman	1997	63	157
10.	Savannah Pola	2025	68	155
	Christie Ambrosi	1999	68	155
12.	Megan Grant	2025	67	154
	Natasha Watley	2003	61	154
14.	Rylee Slimp	2026	60	153

2026 HOME RUN BREAKDOWN (cont.)

No.	Player	Date	Opponent	On Base	Inn.	Outs	Count	Score	Final
155	Megan Grant	April 24	at Washington	0	1	1	0-0	0-0	W, 7-5
156	Megan Grant	April 24	at Washington	0	3	0	1-2	1-0	W, 7-5
157	Bri Alejandre	April 24	at Washington	0	4	0	1-0	2-0	W, 7-5
158	Bri Alejandre	April 24	at Washington	1	7	1	2-2	5-5	W, 7-5
159	Aleena Garcia	April 25	at Washington	1	2	1	2-1	0-1	W, 7-2
160	Rylee Slimp	April 25	at Washington	0	3	1	3-1	2-2	W, 7-2
161	Jordan Woolery	April 25	at Washington	0	3	2	3-1	3-2	W, 7-2
162	Megan Grant	April 25	at Washington	0	7	0	3-1	6-2	W, 7-2
163	Rylee Slimp	April 26	at Washington	2	5	1	1-2	5-1	W, 9-1
164	Jolyna Lamar	May 1	Oregon	0	5	0	2-2	0-2	L, 2-8
165	Megan Grant	May 2	Oregon	1	1	0	2-2	0-1	L, 11-13
166	Kaniya Bragg	May 2	Oregon	1	2	0	3-1	2-3	L, 11-13
167	Rylee Slimp	May 2	Oregon	1	2	1	3-2	4-3	L, 11-13
168	Jordan Woolery	May 2	Oregon	1	5	0	0-1	6-9	L, 11-13
169	Bri Alejandre	May 2	Oregon	2	7	0	2-2	8-13	L, 11-13
170	Aleena Garcia	May 3	Oregon	1	1	2	0-2	0-0	W, 11-3
171	Sofia Mujica	May 3	Oregon	1	2	1	0-1	2-0	W, 11-3
172	Rylee Slimp	May 3	Oregon	0	4	0	2-1	8-3	W, 11-3
173	Jordan Woolery	May 3	Oregon	1	4	0	1-1	9-3	W, 11-3
174	Megan Grant	May 7	vs. Penn State	0	1	1	0-0	0-0	W, 6-1
175	Aleena Garcia	May 7	vs. Penn State	1	1	1	3-1	1-0	W, 6-1
176	Bri Alejandre	May 7	vs. Penn State	0	1	1	2-2	3-0	W, 6-1
177	Alexis Ramirez	May 7	vs. Penn State	0	3	0	1-1	4-0	W, 6-1
178	Soo-Jin Berry	May 8	vs. Wisconsin	^{GS} 3	1	2	0-1	2-0	W, 19-5
179	Megan Grant	May 8	vs. Wisconsin	0	2	1	1-2	6-2	W, 19-5
180	Kaniya Bragg	May 8	vs. Wisconsin	1	3	0	1-1	7-2	W, 19-5
181	Rylee Slimp	May 8	vs. Wisconsin	1	4	0	3-2	15-3	W, 19-5
182	Megan Grant	May 9	vs. Nebraska	0	3	2	0-2	1-0	L, 2-7
183	Jordan Woolery	May 15	California Baptist	1	1	1	0-2	0-0	W, 12-11
184	Aleena Garcia	May 15	California Baptist	2	3	0	1-0	2-1	W, 12-11
185	Soo-Jin Berry	May 15	California Baptist	1	3	2	2-2	5-1	W, 12-11
186	Jolyna Lamar	May 15	California Baptist	1	7	1	3-2	9-11	W, 12-11
187	Bri Alejandre	May 16	South Carolina	1	2	0	1-0	0-1	W, 7-2
188	Megan Grant	May 16	South Carolina	1	2	2	2-0	4-1	W, 7-2
189	Aleena Garcia	May 16	South Carolina	0	5	1	2-0	6-2	W, 7-2
190	Rylee Slimp	May 17	South Carolina	1	3	2	1-2	0-0	W, 15-1
191	Megan Grant	May 17	South Carolina	^{GS} 3	5	0	1-1	2-0	W, 15-1
192	Kaniya Bragg	May 17	South Carolina	1	6	2	1-1	11-1	W, 15-1
193	Soo-Jin Berry	May 17	South Carolina	1	6	2	1-1	11-1	W, 15-1
194	Bri Alejandre	May 22	UCF	0	2	0	0-1	0-0	W, 9-1
195	Kaniya Bragg	May 22	UCF	2	5	0	0-1	3-1	W, 9-1
196	Rylee Slimp	May 22	UCF	2	5	1	2-1	6-1	W, 9-1
197	Alexis Ramirez	May 23	UCF	0	4	1	0-0	2-1	W, 14-4
198	Aleena Garcia	May 23	UCF	2	6	1	1-1	6-4	W, 14-4
199	Aleena Garcia	May 23	UCF	^B 2	7	1	0-1	10-4	W, 14-4
200	Bri Alejandre	May 23	UCF	^B 0	7	1	2-1	13-4	W, 14-4

^L leadoff home run in 1st inning

^{GS} grand slam

^B back-to-back home runs

^B pinch-hit home run

Notes: UCLA has scored 378 of its 651 runs this year via home runs (58.1%). UCLA has hit 15 grand slams this year. UCLA has hit back-to-back home runs 14 times this year and back-to-back-to-back home runs four times. Rylee Slimp has hit all five of UCLA's lead-off home runs this year. Soo-Jin Berry has hit UCLA's only pinch-hit home run this year (at Long Beach State on April 15).

UCLA has broken the NCAA single-season home run record (previously 161 by Oklahoma in 2021). UCLA has broken the Big Ten Conference single-season home run record this year (previously 147 by Ohio State in 2025). UCLA has also broken the program record for home runs in a single season (previously 108 in 2010).

UCLA SINGLE-GAME RECORDS THIS SEASON

TEAM

RUNS SCORED

R	Opponent	Date
27	at Long Beach State	4/15/26
27	vs. Santa Clara	2/17/19
26	vs. Weber State	3/1/25
24	at LMU	2/14/12
23	vs. Auburn	2/19/26
22	vs. CSUN	2/10/22
22	vs. Weber State	2/11/17
22	vs. Sacramento State	2/9/06
22	at UC Riverside	5/20/75

RUNS SCORED, INNING

R	Opponent (Inning)	Date
18*	vs. Auburn (3rd)	2/19/26
16	vs. UC Riverside (1st)	2/17/19
14	at Illinois (7th)	4/10/26
13	vs. CSUN (1st)	2/10/22
13	vs. Pittsburgh (1st)	2/9/20
13	vs. Cal Poly Pomona (5th)	4/21/92

* tied for 2nd-most in NCAA Division I history

WALKS

R	Opponent	Date
16	at Long Beach State	4/15/26
15	vs. Syracuse	2/9/07
14	vs. Sacramento State	2/9/06
13	vs. Utah Valley	3/12/16
13	vs. North Dakota State	2/12/11
12	vs. Seattle U	2/28/26
12	vs. New Mexico	2/23/14
12	vs. Arizona	4/30/94
11	at Cal State Fullerton	4/7/26
11	vs. BYU	2/28/26
11	vs. Florida State	2/16/24
11	vs. Long Beach State	4/21/14
11	vs. Cal State Fullerton	3/30/04

INDIVIDUAL

HOME RUNS

HR	Player	Opponent	Date
3	Megan Grant	vs. UC Riverside	2/8/26
3	Monica Harrison	at Arizona State	4/26/09

47 other UCLA student-athletes have recorded a 2-HR game.

RUNS BATTED IN

RBI	Player	Opponent	Date
8	Sofia Mujica	vs. Weber State	3/1/25
8	Amanda Kamekona	vs. Santa Clara	2/9/08
7	Aleena Garcia	vs. UCF	5/23/26
7	Jordan Woolery	vs. California	4/18/26
7	Bri Alejandre	at Rutgers	3/23/26
7	Jolyna Lamar	vs. East Texas A&M	2/27/26
7	Ramsey Suarez	vs. Auburn	2/19/26
7	Megan Grant	vs. Ohio State	4/4/25
7	Brianna Tautalafua	vs. UC Riverside	2/11/18
7	B.B. Bates	vs. CSU Bakersfield	5/4/13
7	Samantha Camuso	vs. Santa Clara	2/9/08
7	Julie Marshall	at Oregon	4/17/99

WALKS

BB	Player	Opponent	Date
5	Jennifer Brundage	vs. Arizona	4/30/94
4	Megan Grant	vs. Cal Baptist	5/15/26
4	Megan Grant	at Long Beach State	4/15/26
4	Megan Grant	vs. BYU	2/28/26
4	Bri Alejandre	vs. Florida	2/27/26

A UCLA player has recorded 4 walks in a game 8 other times.

HIT-BY-PITCHES

HBP	Player	Opponent	Date
3	Rylee Slimp	vs. Texas A&M	2/22/26
3	Katie Schroeder	vs. Baylor	3/3/12

HOME RUNS

R	Opponent	Date
8	at Illinois	4/10/26
8	at Rutgers	3/21/26
8	vs. UC Riverside	2/8/26
7	at Arizona	4/19/13
7	at Arizona State	4/26/09
7	vs. Wright State	2/18/07
6	vs. California	4/18/26
6	vs. California Baptist	4/14/26
6	at Illinois	4/12/26
6	vs. LMU	3/11/26
6	vs. Weber State	2/11/17
6	vs. Louisiana-Monroe	2/17/13
6	vs. Nebraska	2/13/04
5	vs. Oregon	5/2/26
5	at Long Beach State	4/15/26
5	at Cal State Fullerton	4/7/26
5	vs. East Texas A&M	2/27/26
5	vs. Utah	2/7/26

UCLA has hit exactly 5 home runs in a game 11 other times.

HOME RUNS, INNING

R	Opponent (Inning)	Date
6*	at Illinois (7th)	4/10/26
5*	vs. UC Riverside (1st)	2/8/26
4*	at Rutgers (2nd)	3/21/26

* tied for 2nd-most in NCAA Division I history

^ tied for 4th-most in NCAA Division I history

UCLA'S RICH SOFTBALL HISTORY

by the numbers

13	NATIONAL CHAMPIONSHIPS (12 NCAA, 1 AIAW)
34	WCWS APPEARANCES
41	NCAA TOURNAMENT APPEARANCES
18	CONFERENCE CHAMPIONSHIPS
19	OLYMPIANS (15 USA, 3 AUS, 1 PR)
10	OLYMPIC GOLD MEDALISTS
12	HONDA SPORT AWARDS
4	HONDA CUPS
71	ALL-AMERICANS (136 CITATIONS)
35	FIRST TEAM ALL-AMERICANS (78 CITATIONS)
20	CONFERENCE PLAYER OF THE YEAR HONORS
5	CONFERENCE PITCHER OF THE YEAR HONORS
10	CONFERENCE FRESHMAN OF THE YEAR HONORS
12	CONFERENCE COACH OF THE YEAR HONORS
3	USA SOFTBALL PLAYER OF THE YEAR HONORS
21	UCLA ATHLETIC HALL OF FAMERS
3	NFCA HALL-OF-FAME COACHES

LEARNING MORE ABOUT UCLA

- UCLA was ranked the No. 1 public university in the nation for the seventh year in a row in 2024 (U.S. News & World Report).

- UCLA is the most applied-to university in the country. For fall 2024, UCLA received 173,400 applications for undergraduate admission.

- Nearly a third of undergraduates earning a degree are the first in their families to graduate from a four-year college or university.

- UCLA has approximately 5,400 faculty members, including recipients of the Nobel Prize, the Pulitzer Prize, the National Medal of Science, and Guggenheim, MacArthur and other prestigious fellowships, grants and awards.

- UCLA holds more than 1,200 active U.S. patents and over 1,800 foreign patents in its portfolio based on discoveries by UCLA researchers.

- Eight Alumni Nobel Laureates

- 11 Rhodes Scholars

- Three Pulitzer Prize winners

- Famous alumni include Jackie Robinson, Kareem Abdul-Jabbar, Arthur Ashe, Troy Aikman, Bill Walton, Ann Meyers-Drysdale, Reggie Miller, Jackie Joyner-Kersey, Rafer Johnson, Florence Griffith-Joyner, Sean Astin, Carol Burnett, Nicolas Cage, Francis Ford Coppola, Mark Harmon, Tim Robbins, Ben Stiller, Michelle Kwan, Jim Morrison, Randy Newman, Mo Ostin and Tom Bradley.

UCLA'S SERIES HISTORIES VS. WCWS FIELD

UCLA vs. Alabama

Overall Record: UCLA leads, 13-1
Record at UCLA: UCLA leads, 4-0
Neutral-Site Record: UCLA leads, 9-1
NCAA Tournament Record: UCLA leads, 6-1
WCWS Record: UCLA leads, 3-1

Date	Site	Result	Score
2/15/25	N	W	6-3
5/30/24	N	W	4-1
2/17/23	N	W	5-3
6/4/21	N	L	0-6
2/14/20	N	W	7-0
2/20/09	N	W	4-1
6/3/06	N	W	4-1
5/23/04	H	W	7-0
5/22/04	H	W	5-2 (9)
2/1/03	H	W	5-4
2/15/02	N	W	9-1
5/25/00	N	W	4-1
5/20/99	H	W	7-0
3/12/99	N	W	1-0

UCLA vs. Arkansas

Overall Record: Tied, 1-1
Neutral-Site Record: Tied, 1-1
NCAA Tournament Record: Tied, 0-0
WCWS Record: Tied, 0-0

Date	Site	Result	Score
2/22/25	N	W	9-1 (6)
2/18/11	N	L	3-4

UCLA vs. Mississippi State

Overall Record: UCLA leads, 4-0
Neutral-Site Record: UCLA leads, 4-0
NCAA Tournament Record: Tied, 0-0
WCWS Record: Tied, 0-0

Date	Site	Result	Score
2/12/22	N	W	8-0 (5)
3/12/06	N	W	3-0
3/10/06	N	W	2-0
2/12/99	N	W	5-0

UCLA vs. Nebraska

Overall Record: UCLA leads, 20-4
Record at Nebraska: Nebraska leads, 2-1
Neutral-Site Record: UCLA leads, 19-2
NCAA Tournament Record: UCLA leads, 4-0
WCWS Record: UCLA leads, 4-0

Date	Site	Result	Score
5/9/26	N	L	2-7
3/29/26	A	L	4-8
3/28/26	A	W	6-5
3/27/26	A	L	1-4
5/9/25	N	W	4-2
2/20/25	N	W	9-1 (6)
2/23/24	N	W	9-8
2/16/23	N	W	8-0 (6)
2/23/19	N	W	9-1 (6)
2/23/18	N	W	5-0
2/22/15	N	W	5-1 (6)
2/23/14	N	W	6-2
2/13/04	N	W	10-1 (5)
2/15/03	N	W	5-1
2/16/02	N	W	11-2 (5)
2/9/02	N	W	6-1
2/17/01	N	W	6-2
3/27/92	N	W	6-1
3/27/88	N	W	9-0
5/22/87	N	W	3-0
3/29/87	N	L	1-3
5/26/85	N	W	2-1 (9)
5/25/85	N	W	3-0
5/28/84	N	W	1-0

UCLA vs. Tennessee

Overall Record: UCLA leads, 10-6
Neutral-Site Record: UCLA leads, 10-6
NCAA Tournament Record: Tennessee leads, 2-1
WCWS Record: Tennessee leads, 2-1

Date	Site	Result	Score
2/14/26	N	L	0-11 (5)
6/1/25	N	L	4-5 (9)
2/21/25	N	W	4-3
2/25/24	N	W	6-2
2/26/22	N	W	2-1 (8)
2/22/13	N	W	2-0
2/26/11	N	L	1-7
2/13/10	N	W	11-1 (6)
2/23/07	N	L	1-6
6/1/06	N	L	3-4
6/3/05	N	W	3-1
2/20/04	N	W	3-0
2/19/00	N	W	12-1
2/6/00	N	W	6-0
2/4/00	N	W	10-0 (5)
3/6/98	N	L	2-3 (8)

UCLA vs. Texas

Overall Record: UCLA leads, 12-9
Record at UCLA: Texas leads, 4-2
Record at Texas: UCLA leads, 1-0
Neutral-Site Record: UCLA leads, 9-5
NCAA Tournament Record: UCLA leads, 5-1
WCWS Record: UCLA leads, 4-1

Date	Site	Result	Score
2/10/24	H	L	0-16 (5)
2/9/24	H	L	2-3
6/2/22	N	L	2-7
2/19/22	N	W	2-1
2/27/20	H	L	4-6 (8)
3/12/17	H	W	3-2
5/16/15	H	W	4-1
2/19/15	N	L	3-5
2/25/12	N	L	4-5
2/26/10	N	W	9-1 (6)
2/9/07	N	L	0-1
6/3/06	N	W	2-0
6/5/05	N	W	3-0
3/15/05	H	L	0-1 (8)
2/27/05	N	L	0-3 (8)
5/25/03	N	W	2-1
5/25/03	N	W	3-0
2/9/02	N	W	14-0 (5)
2/24/01	A	W	4-3 (8)
2/11/00	N	W	5-4 (8)
2/13/99	N	W	5-4 (8)

UCLA vs. Texas Tech

Overall Record: UCLA leads, 5-1
Neutral-Site Record: UCLA leads, 5-1
NCAA Tournament Record: Texas Tech leads, 1-0
WCWS Record: Texas Tech leads, 1-0

Date	Site	Result	Score
5/31/25	N	L	1-3
2/25/22	N	W	2-1
2/15/02	N	W	13-2 (5)
2/8/02	N	W	11-0 (5)
3/10/00	N	W	7-0
2/10/00	N	W	3-2

OVERALL STATISTICS

Overall: 52-8 Home: 23-2 Away: 12-2 Neutral: 17-4 Big Ten: 20-4

Player	avg	gp-gs	ab	r	h	2b	3b	hr	rbi	tb	slg%	bb	hp	so	gdp	ob%	sf	sh	sb-att	po	a	e	fld%	
15 Woolery, Jordan	.500	60-60	186	76	93	17	2	34	112	216	1.161	44	4	11	3	.595	3	0	0-0	347	19	3	.992	
43 Grant, Megan	.469	60-60	147	85	69	7	0	40	87	196	1.333	74	13	12	2	.650	6	0	0-0	39	2	3	.932	
29 Slimp, Rylee	.428	60-60	194	94	83	14	4	16	56	153	.789	32	14	20	1	.535	1	0	3-3	69	2	4	.947	
28 Ramirez, Alexis	.405	48-43	131	35	53	11	0	14	45	106	.809	20	3	9	2	.484	3	1	1-1	212	23	6	.975	
33 Bragg, Kaniya	.387	60-60	191	67	74	11	0	18	65	139	.728	35	4	24	2	.489	1	0	0-0	81	94	5	.972	
21 Garcia, Aleena	.367	60-60	169	62	62	12	0	21	68	137	.811	37	10	18	3	.495	4	2	2-4	93	110	7	.967	
7 Lamar, Jolyna	.336	55-46	128	48	43	7	1	13	36	91	.711	22	2	35	2	.441	0	0	0-0	59	5	2	.970	
22 Alejandre, Bri	.328	60-60	183	59	60	14	0	24	81	146	.798	22	8	27	2	.413	5	0	0-0	53	92	8	.948	
11 Berry, Soo-Jin	.328	35-18	61	18	20	4	0	4	16	36	.590	11	0	12	0	.425	1	0	0-1	0	0	0	.000	
31 Suarez, Ramsey	.304	46-27	92	19	28	7	1	7	34	58	.630	7	4	23	0	.375	1	1	1-1	6	0	0	1.000	
0 Mujica, Sofia	.290	28-22	62	12	18	2	0	8	14	44	.710	7	0	13	1	.362	0	0	0-0	68	10	1	.987	

4 Pinedo, Rylee	.429	48-0	7	23	3	1	0	0	1	4	.571	0	0	1	0	.429	0	0	2-2	10	0	0	1.000	
26 Leyva, Jazmine	.333	12-2	12	6	4	3	0	1	2	10	.833	1	0	2	0	.385	0	0	0-0	7	0	0	1.000	
56 Phillips, Mia	.241	51-22	54	20	13	4	1	0	6	19	.352	5	3	10	0	.333	1	2	3-3	27	6	1	.971	
5 Meono, Saydrie	.000	42-0	3	11	0	0	0	0	0	0	.000	0	0	0	0	.000	0	0	0-0	4	1	1	.833	
38 Mercado, Jaella Ann	.000	42-0	0	16	0	0	0	0	0	0	.000	0	0	0	0	.000	0	0	3-3	2	0	1	.667	
Totals	.385	60	1620	651	623	114	9	200	623	1355	.836	317	65	217	18	.496	26	6	15-18	1084	417	43	.972	
Opponents	.274	60	1437	258	394	73	8	62	240	669	.466	171	55	271	14	.371	7	16	11-21	1014	383	88	.941	

LOB - Team (370), Opp (345). DPs turned - Team (22), Opp (25). IBB - Team (6), Woolery 4, Grant 2, Opp (3). Picked off - Garcia 1.

(All games Sorted by Earned run avg)

Player	era	w-l	app	gs	cg	sho	sv	ip	h	r	er	bb	so	2b	3b	hr	b/avg	wp	hp	bk	sfa	sha
23 Tinsley, Taylor	3.03	32-6	45	30	24	5/2	0	215.0	207	116	93	84	179	37	3	29	.248	7	23	0	3	10
55 Nally, Brynne	5.74	5-1	22	10	1	1/3	0	50.0	64	44	41	26	23	18	0	12	.314	4	4	0	1	4
10 Somerndike, Sydney	5.86	6-0	14	6	2	1/2	0	28.2	33	26	24	15	18	7	1	5	.297	3	5	0	2	2
3 Cable, Natalie	6.72	9-1	22	14	3	0/1	0	67.2	90	72	65	46	51	11	4	16	.315	6	23	0	1	0
Totals	4.32	52-8	60	60	30	10/3	0	361.1	394	258	223	171	271	73	8	62	.274	20	55	0	7	16
Opponents	11.72	8-52	60	60	5	1/0	2	338.0	623	651	566	317	217	114	9	200	.385	33	65	0	26	6

PB - Team (2), Ramirez 2, Opp (13). Pickoffs - Team (1), Ramirez 1, Opp (1). SBA/ATT - Ramirez (4-10), Cable (4-8), Tinsley (4-8), Mujica (4-7), Nally (1-3), Leyva (3-3), Somerndike (2-2).

STARTERS SUMMARY

Player	GS	Position										Batting Order										
		p	c	1b	2b	3b	ss	lf	cf	rf	of	dh	1st	2nd	3rd	4th	5th	6th	7th	8th	9th	
43 Grant, Megan	60	57	.	3
29 Slimp, Rylee	60	52	3	.	.	5
15 Woolery, Jordan	60	.	.	60
33 Bragg, Kaniya	60	.	.	.	60	49	.	9	2	.	.	.
21 Garcia, Aleena	60	60	10	3	26	19	2	.	.
22 Alejandre, Bri	60	60	45	3	10	2	.	.	.
7 Lamar, Jolyna	46	6	38	2	4	1	41	.	.
28 Ramirez, Alexis	43	.	38	5	.	.	.	1	8	3	15	16	.	.
23 Tinsley, Taylor	30	30
31 Suarez, Ramsey	27	27	17	4	6	.	.
56 Phillips, Mia	22	2	19	1	3	19	.	.
0 Mujica, Sofia	22	.	20	2	2	2	18	.	.	.
11 Berry, Soo-Jin	18	18	4	.	3	11	.	.	.
3 Cable, Natalie	14	14
55 Nally, Brynne	10	10
10 Somerndike, Syd	6	6
26 Leyva, Jazmine	2	.	2	1	1	.	.

NCAA TOURNAMENT STATISTICS

Overall: 5-0 Home: 5-0 Neutral: 0-0

Player	avg	gp-gs	ab	r	h	2b	3b	hr	rbi	tb	slg%	bb	hp	so	gdp	ob%	sf	sh	sb-att	po	a	e	fld%		
28 Ramirez, Alexis	.533	5-5	15	3	8	4	0	1	3	15	1.000	1	0	0	0	.563	0	1	0-0	25	1	1	.963		
11 Berry, Soo-Jin	.471	5-5	17	6	8	1	0	2	6	15	.882	2	0	3	0	.526	0	0	0-0	0	0	0	.000		
22 Alejandre, Bri	.429	5-5	14	7	6	1	0	3	7	16	1.143	2	3	3	0	.579	0	0	0-0	6	6	0	1.000		
21 Garcia, Aleena	.400	5-5	15	7	6	0	0	4	12	18	1.200	3	1	1	0	.500	1	0	0-0	7	9	0	1.000		
43 Grant, Megan	.375	5-5	8	6	3	0	0	2	9	9	1.125	10	1	0	1	.700	1	0	0-0	2	0	0	1.000		
15 Woolery, Jordan	.368	5-5	19	4	7	3	0	1	5	13	.684	1	0	0	1	.400	0	0	0-0	30	1	0	1.000		
7 Lamar, Jolyna	.333	5-5	12	7	4	0	0	1	2	7	.583	2	2	4	0	.500	0	0	0-0	10	1	0	1.000		
33 Bragg, Kaniya	.267	5-5	15	5	4	0	0	2	6	10	.667	1	1	3	0	.353	0	0	0-0	1	5	0	1.000		
29 Slimp, Rylee	.188	5-5	16	6	3	0	0	2	5	9	.563	6	0	1	0	.409	0	0	0-0	10	0	0	1.000		

0 Mujica, Sofia	.500	1-0	2	0	1	1	0	0	0	2	1.000	0	0	1	0	.500	0	0	0-0	2	0	0	1.000		
31 Suarez, Ramsey	.500	2-0	2	0	1	1	0	0	1	2	1.000	0	0	1	0	.500	0	0	0-0	0	0	0	.000		
56 Phillips, Mia	.000	4-0	1	1	0	0	0	0	0	0	.000	0	0	0	0	.000	0	0	0-0	2	1	0	1.000		
26 Leyva, Jazmine	.000	1-0	1	0	0	0	0	0	0	0	.000	0	0	0	0	.000	0	0	0-0	0	0	0	.000		
4 Pinedo, Rylee	.000	2-0	0	1	0	0	0	0	0	0	.000	0	0	0	0	.000	0	0	0-0	0	0	0	.000		
38 Mercado, Jaella Ann	.000	4-0	0	3	0	0	0	0	0	0	.000	0	0	0	0	.000	0	0	0-0	0	0	0	.000		
5 Meono, Saydrie	.000	3-0	0	1	0	0	0	0	0	0	.000	0	0	0	0	.000	0	0	0-0	0	0	0	.000		
Totals	.372	5	137	57	51	11	0	18	56	116	.847	28	8	17	2	.497	2	1	0-0	96	31	2	.984		
Opponents	.240	5	125	19	30	5	0	7	17	56	.448	10	2	26	0	.304	1	1	1-1	90	37	6	.955		

LOB - Team (29), Opp (24). DPs turned - Team (1), Opp (3).

(NCAA Tournament Sorted by Earned run avg)

Player	era	w-l	app	gs	cg	sho	sv	ip	h	r	er	bb	so	2b	3b	hr	b/avg	wp	hp	bk	sfa	sha
55 Nally, Brynne	2.62	1-0	1	0	0	0/0	0	2.2	3	1	1	1	2	1	0	1	.273	0	0	0	0	0
23 Tinsley, Taylor	4.06	4-0	5	5	4	0/0	0	29.1	27	18	17	9	24	4	0	6	.237	0	2	0	1	1
Totals	3.94	5-0	5	5	4	0/0	0	32.0	30	19	18	10	26	5	0	7	.240	0	2	0	1	1
Opponents	12.37	0-5	5	5	0	0/0	0	30.0	51	57	53	28	17	11	0	18	.372	0	8	0	2	1

PB - Team (1), Ramirez 1. SBA/ATT - Tinsley (1-1), Ramirez (1-1).

NCAA SUPER REGIONALS STATISTICS

Overall: 2-0 Home: 2-0

Player	avg	gp-gs	ab	r	h	2b	3b	hr	rbi	tb	slg%	bb	hp	so	gdp	ob%	sf	sh	sb-att	po	a	e	fld%	
22 Alejandro, Bri	.667	2-2	3	5	2	0	0	2	3	8	2.667	2	3	0	0	.875	0	0	0-0	1	2	0	1.000	
28 Ramirez, Alexis	.571	2-2	7	1	4	1	0	1	3	8	1.143	0	0	0	0	.571	0	1	0-0	13	1	1	.933	
21 Garcia, Aleena	.500	2-2	6	4	3	0	0	2	7	9	1.500	1	1	0	0	.625	0	0	0-0	3	2	0	1.000	
15 Woolery, Jordan	.375	2-2	8	1	3	1	0	0	1	4	.500	0	0	0	0	.375	0	0	0-0	14	0	0	1.000	
7 Lamar, Jolyna	.333	2-2	3	3	1	0	0	0	0	1	.333	2	1	0	0	.667	0	0	0-0	1	0	0	1.000	
11 Berry, Soo-Jin	.250	2-2	8	2	2	0	0	0	1	2	.250	0	0	2	0	.250	0	0	0-0	0	0	0	.000	
33 Bragg, Kaniya	.200	2-2	5	2	1	0	0	1	3	4	.800	0	1	0	0	.333	0	0	0-0	0	1	0	1.000	
29 Slimp, Rylee	.167	2-2	6	1	1	0	0	1	3	4	.667	3	0	0	0	.444	0	0	0-0	2	0	0	1.000	

31 Suarez, Ramsey	1.000	1-0	1	0	1	1	0	0	1	2	2.000	0	0	0	0	1.000	0	0	0-0	0	0	0	.000	
43 Grant, Megan	.000	2-2	1	2	0	0	0	0	1	0	.000	6	0	0	1	.750	1	0	0-0	1	0	0	1.000	
26 Leyva, Jazmine	.000	1-0	1	0	0	0	0	0	0	0	.000	0	0	0	0	.000	0	0	0-0	0	0	0	.000	
56 Phillips, Mia	.000	1-0	1	0	0	0	0	0	0	0	.000	0	0	0	0	.000	0	0	0-0	0	1	0	1.000	
4 Pinedo, Rylee	.000	1-0	0	1	0	0	0	0	0	0	.000	0	0	0	0	.000	0	0	0-0	0	0	0	.000	
38 Mercado, Jaella Ann	.000	1-0	0	1	0	0	0	0	0	0	.000	0	0	0	0	.000	0	0	0-0	0	0	0	.000	
5 Meono, Saydrie	.000	1-0	0	0	0	0	0	0	0	0	.000	0	0	0	0	.000	0	0	0-0	0	0	0	.000	
Totals	.360	2	50	23	18	3	0	7	23	42	.840	14	6	2	1	.535	1	1	0-0	36	12	1	.980	
Opponents	.255	2	47	5	12	2	0	2	4	20	.426	3	0	13	0	.294	1	0	1-1	34	17	2	.962	

LOB - Team (15), Opp (10). DPs turned - Team (0), Opp (1).

(NCAA Super Regionals Sorted by Earned run avg)

Player	era	w-l	app	gs	cg	sho	sv	ip	h	r	er	bb	so	2b	3b	hr	b/avg	wp	hp	bk	sfa	sha
23 Tinsley, Taylor	2.92	2-0	2	2	2	0/0	0	12.0	12	5	5	3	13	2	0	2	.255	0	0	0	1	0
Totals	2.92	2-0	2	2	2	0/0	0	12.0	12	5	5	3	13	2	0	2	.255	0	0	0	1	0
Opponents	14.21	0-2	2	2	0	0/0	0	11.1	18	23	23	14	2	3	0	7	.360	0	6	0	1	1

PB - Team (1), Ramirez 1. SBA/ATT - Tinsley (1-1), Ramirez (1-1).

NCAA REGIONALS STATISTICS

Overall: 3-0 Home: 3-0

Player	avg	gp-gs	ab	r	h	2b	3b	hr	rbi	tb	slg%	bb	hp	so	gdp	ob%	sf	sh	sb-att	po	a	e	fld%	
11 Berry, Soo-Jin	.667	3-3	9	4	6	1	0	2	5	13	1.444	2	0	1	0	.727	0	0	0-0	0	0	0	.000	
28 Ramirez, Alexis	.500	3-3	8	2	4	3	0	0	0	7	.875	1	0	0	0	.556	0	0	0-0	12	0	0	1.000	
43 Grant, Megan	.429	3-3	7	4	3	0	0	2	8	9	1.286	4	1	0	0	.667	0	0	0-0	1	0	0	1.000	
22 Alejandre, Bri	.364	3-3	11	2	4	1	0	1	4	8	.727	0	0	3	0	.364	0	0	0-0	5	4	0	1.000	
15 Woolery, Jordan	.364	3-3	11	3	4	2	0	1	4	9	.818	1	0	0	1	.417	0	0	0-0	16	1	0	1.000	
21 Garcia, Aleena	.333	3-3	9	3	3	0	0	2	5	9	1.000	2	0	1	0	.417	1	0	0-0	4	7	0	1.000	
7 Lamar, Jolyna	.333	3-3	9	4	3	0	0	1	2	6	.667	0	1	4	0	.400	0	0	0-0	9	1	0	1.000	
33 Bragg, Kaniya	.300	3-3	10	3	3	0	0	1	3	6	.600	1	0	3	0	.364	0	0	0-0	1	4	0	1.000	
29 Slimp, Rylee	.200	3-3	10	5	2	0	0	1	2	5	.500	3	0	1	0	.385	0	0	0-0	8	0	0	1.000	

0 Mujica, Sofia	.500	1-0	2	0	1	1	0	0	0	2	1.000	0	0	1	0	.500	0	0	0-0	2	0	0	1.000	
31 Suarez, Ramsey	.000	1-0	1	0	0	0	0	0	0	0	.000	0	0	1	0	.000	0	0	0-0	0	0	0	.000	
56 Phillips, Mia	.000	3-0	0	1	0	0	0	0	0	0	.000	0	0	0	0	.000	0	0	0-0	2	0	0	1.000	
4 Pinedo, Rylee	.000	1-0	0	0	0	0	0	0	0	0	.000	0	0	0	0	.000	0	0	0-0	0	0	0	.000	
5 Meono, Saydrie	.000	2-0	0	1	0	0	0	0	0	0	.000	0	0	0	0	.000	0	0	0-0	0	0	0	.000	
38 Mercado, Jaella Ann	.000	3-0	0	2	0	0	0	0	0	0	.000	0	0	0	0	.000	0	0	0-0	0	0	0	.000	
Totals	.379	3	87	34	33	8	0	11	33	74	.851	14	2	15	1	.471	1	0	0-0	60	19	1	.988	
Opponents	.231	3	78	14	18	3	0	5	13	36	.462	7	2	13	0	.310	0	1	0-0	56	20	4	.950	

LOB - Team (14), Opp (14). DPs turned - Team (1), Opp (2).

(NCAA Regionals Sorted by Earned run avg)

Player	era	w-l	app	gs	cg	sho	sv	ip	h	r	er	bb	so	2b	3b	hr	b/avg	wp	hp	bk	sfa	sha
55 Nally, Brynne	2.62	1-0	1	0	0	0/0	0	2.2	3	1	1	1	2	1	0	1	.273	0	0	0	0	0
23 Tinsley, Taylor	4.85	2-0	3	3	2	0/0	0	17.1	15	13	12	6	11	2	0	4	.224	0	2	0	0	1
Totals	4.55	3-0	3	3	2	0/0	0	20.0	18	14	13	7	13	3	0	5	.231	0	2	0	0	1
Opponents	11.25	0-3	3	3	0	0/0	0	18.2	33	34	30	14	15	8	0	11	.379	0	2	0	1	0

HOME GAMES STATISTICS

Overall: 23-2 Home: 23-2

Player	avg	gp-gs	ab	r	h	2b	3b	hr	rbi	tb	slg%	bb	hp	so	gdp	ob%	sf	sh	sb-att	po	a	e	fld%	
15 Woolery, Jordan	.622	25-25	82	36	51	9	0	21	58	123	1.500	11	0	1	2	.660	1	0	0-0	157	7	2	.988	
28 Ramirez, Alexis	.527	20-18	55	13	29	7	0	5	20	51	.927	6	1	2	2	.581	0	1	0-0	79	8	3	.967	
43 Grant, Megan	.467	25-25	60	34	28	3	0	15	36	76	1.267	31	4	2	2	.649	2	0	0-0	15	1	1	.941	
29 Slimp, Rylee	.432	25-25	74	36	32	3	2	10	26	69	.932	16	7	5	1	.567	0	0	0-0	33	0	1	.971	
21 Garcia, Aleena	.400	25-25	65	26	26	3	0	9	30	56	.862	16	5	6	1	.534	2	0	0-0	43	42	1	.988	
11 Berry, Soo-Jin	.353	18-10	34	11	12	2	0	2	7	20	.588	6	0	4	0	.450	0	0	0-0	0	0	0	.000	
33 Bragg, Kaniya	.319	25-25	72	25	23	2	0	7	22	46	.639	13	2	8	2	.437	0	0	0-0	28	43	2	.973	
7 Lamar, Jolyna	.308	25-22	52	24	16	2	0	6	12	36	.692	15	2	10	2	.478	0	0	0-0	33	2	1	.972	
31 Suarez, Ramsey	.276	19-10	29	7	8	4	0	2	9	18	.621	3	1	8	0	.364	0	0	0-0	1	0	0	1.000	
22 Alejandro, Bri	.247	25-25	73	20	18	4	0	7	28	43	.589	5	4	10	1	.321	2	0	0-0	16	44	3	.952	

0 Mujica, Sofia	.375	9-8	24	9	9	2	0	6	11	29	1.208	2	0	2	1	.423	0	0	0-0	21	4	1	.962	
26 Leyva, Jazmine	.333	5-1	6	2	2	1	0	1	1	6	1.000	0	0	0	0	.333	0	0	0-0	4	0	0	1.000	
56 Phillips, Mia	.083	19-6	12	8	1	0	0	0	0	1	.083	3	1	1	0	.313	0	0	1-1	8	1	1	.900	
4 Pinedo, Rylee	.000	21-0	1	9	0	0	0	0	0	0	.000	0	0	0	0	.000	0	0	0-0	5	0	0	1.000	
38 Mercado, Jaella Ann	.000	18-0	0	7	0	0	0	0	0	0	.000	0	0	0	0	.000	0	0	1-1	0	0	0	.000	
5 Meono, Saydrie	.000	15-0	0	4	0	0	0	0	0	0	.000	0	0	0	0	.000	0	0	0-0	1	0	0	1.000	
Totals	.399	25	639	271	255	42	2	91	260	574	.898	127	27	59	14	.511	7	1	2-2	447	176	17	.973	
Opponents	.261	25	586	95	153	27	2	22	89	250	.427	56	18	101	5	.341	5	7	1-5	392	162	37	.937	

LOB - Team (138), Opp (130). DPs turned - Team (8), Opp (16). IBB - Team (3), Woolery 2, Grant 1. Picked off - Garcia 1.

(Home games Sorted by Earned run avg)

Player	era	w-l	app	gs	cg	sho	sv	ip	h	r	er	bb	so	2b	3b	hr	b/avg	wp	hp	bk	sfa	sha
3 Cable, Natalie	3.00	3-0	7	6	3	0/1	0	23.1	22	14	10	10	18	2	1	5	.239	1	6	0	0	0
23 Tinsley, Taylor	3.15	15-2	19	14	13	3/1	0	100.0	97	54	45	33	70	17	1	13	.249	4	8	0	2	4
10 Somerndike, Sydney	4.00	2-0	4	1	0	0/1	0	7.0	6	5	4	4	6	1	0	1	.250	0	2	0	2	0
55 Nally, Brynne	7.50	3-0	8	4	0	0/1	0	18.2	28	22	20	9	7	7	0	3	.346	3	2	0	1	3
Totals	3.71	23-2	25	25	16	4/1	0	149.0	153	95	79	56	101	27	2	22	.261	8	18	0	5	7
Opponents	12.96	2-23	25	25	0	0/0	1	130.2	255	271	242	127	59	42	2	91	.399	16	27	0	7	1

PB - Team (1), Ramirez 1, Opp (1). Pickoffs - Team (0), Opp (1). SBA/ATT - Tinsley (1-4), Ramirez (1-4), Cable (0-1), Mujica (0-1).

AWAY GAMES STATISTICS

Overall: 12-2 Away: 12-2

Player	avg	gp-gs	ab	r	h	2b	3b	hr	rbi	tb	slg%	bb	hp	so	gdp	ob%	sf	sh	sb-att	po	a	e	fld%	
43 Grant, Megan	.452	14-14	42	23	19	1	0	10	19	50	1.190	12	3	5	0	.576	2	0	0-0	14	0	1	.933	
29 Slimp, Rylee	.440	14-14	50	26	22	4	2	4	17	42	.840	9	1	8	0	.533	0	0	2-2	16	0	1	.941	
22 Alejandro, Bri	.438	14-14	48	15	21	4	0	9	29	52	1.083	5	1	6	1	.491	1	0	0-0	11	14	2	.926	
33 Bragg, Kaniya	.396	14-14	48	21	19	3	0	6	16	40	.833	12	1	7	0	.525	0	0	0-0	21	24	2	.957	
15 Woolery, Jordan	.386	14-14	44	17	17	1	1	6	23	38	.864	16	0	2	1	.541	1	0	0-0	76	5	0	1.000	
7 Lamar, Jolyna	.375	14-14	40	17	15	2	0	5	10	32	.800	5	0	13	0	.444	0	0	0-0	20	3	0	1.000	
21 Garcia, Aleena	.370	14-14	46	17	17	5	0	7	18	43	.935	9	2	4	0	.491	0	0	1-2	23	29	5	.912	
28 Ramirez, Alexis	.297	12-12	37	10	11	2	0	4	10	25	.676	7	0	3	0	.400	1	0	0-0	54	7	1	.984	
0 Mujica, Sofia	.235	7-6	17	2	4	0	0	2	3	10	.588	0	0	7	0	.235	0	0	0-0	16	2	0	1.000	
31 Suarez, Ramsey	.200	11-9	25	2	5	0	0	1	4	8	.320	2	2	8	0	.310	0	1	0-0	0	0	0	.000	

11 Berry, Soo-Jin	.625	6-1	8	3	5	1	0	1	5	9	1.125	3	0	1	0	.667	1	0	0-0	0	0	0	.000	
4 Pinedo, Rylee	.500	10-0	4	5	2	1	0	0	1	3	.750	0	0	1	0	.500	0	0	1-1	2	0	0	1.000	
56 Phillips, Mia	.250	12-0	8	1	2	0	0	0	2	2	.250	0	0	3	0	.222	1	0	1-1	4	3	0	1.000	
26 Leyva, Jazmine	.000	3-0	3	1	0	0	0	0	0	0	.000	1	0	2	0	.250	0	0	0-0	2	0	0	1.000	
5 Meono, Saydrie	.000	9-0	2	1	0	0	0	0	0	0	.000	0	0	0	0	.000	0	0	0-0	1	1	1	.667	
38 Mercado, Jaella Ann	.000	12-0	0	4	0	0	0	0	0	0	.000	0	0	0	0	.000	0	0	1-1	0	0	0	.000	
Totals	.377	14	422	165	159	24	3	55	157	354	.839	81	10	70	2	.481	7	1	6-7	261	100	13	.965	
Opponents	.260	14	339	60	88	19	1	14	55	151	.445	63	15	64	1	.397	1	2	5-8	267	102	23	.941	

LOB - Team (89), Opp (99). DPs turned - Team (3), Opp (5). IBB - Team (1), Grant 1.

(Away games Sorted by Earned run avg)

Player	era	w-l	app	gs	cg	sho	sv	ip	h	r	er	bb	so	2b	3b	hr	b/avg	wp	hp	bk	sfa	sha
23 Tinsley, Taylor	2.30	7-1	10	5	4	0/1	0	45.2	35	18	15	26	44	6	0	6	.206	1	5	0	0	0
55 Nally, Brynne	4.30	1-1	7	4	1	1/1	0	14.2	19	10	9	10	3	8	0	3	.322	1	1	0	0	1
3 Cable, Natalie	7.50	3-0	7	4	0	0/0	0	18.2	22	21	20	20	14	3	0	4	.293	1	8	0	1	0
10 Somerndike, Sydney	8.75	1-0	5	1	1	0/0	0	8.0	12	11	10	7	3	2	1	1	.343	1	1	0	0	1
Totals	4.34	12-2	14	14	6	2/1	0	87.0	88	60	54	63	64	19	1	14	.260	4	15	0	1	2
Opponents	11.09	2-12	14	14	2	0/0	1	89.0	159	165	141	81	70	24	3	55	.377	5	10	0	7	1

PB - Team (0), Opp (6). SBA/ATT - Ramirez (2-4), Leyva (3-3), Tinsley (2-3), Nally (1-2), Somerndike (2-2), Mujica (0-1), Cable (0-1).

NEUTRAL SITE GAMES STATISTICS

Overall: 17-4 Neutral: 17-4

Player	avg	gp-gs	ab	r	h	2b	3b	hr	rbi	tb	slg%	bb	hp	so	gdp	ob%	sf	sh	sb-att	po	a	e	fld%		
43 Grant, Megan	.489	21-21	45	28	22	3	0	15	32	70	1.556	31	6	5	0	.702	2	0	0-0	10	1	1	.917		
33 Bragg, Kaniya	.451	21-21	71	21	32	6	0	5	27	53	.746	10	1	9	0	.518	1	0	0-0	32	27	1	.983		
15 Woolery, Jordan	.417	21-21	60	23	25	7	1	7	31	55	.917	17	4	8	0	.561	1	0	0-0	114	7	1	.992		
29 Slimp, Rylee	.414	21-21	70	32	29	7	0	2	13	42	.600	7	6	7	0	.500	1	0	1-1	20	2	2	.917		
31 Suarez, Ramsey	.395	16-8	38	10	15	3	1	4	21	32	.842	2	1	7	0	.429	1	0	1-1	5	0	0	1.000		
22 Alejandre, Bri	.339	21-21	62	24	21	6	0	8	24	51	.823	12	3	11	0	.456	2	0	0-0	26	34	3	.952		
28 Ramirez, Alexis	.333	16-13	39	12	13	2	0	5	15	30	.769	7	2	4	0	.440	2	0	1-1	79	8	2	.978		
7 Lamar, Jolyna	.333	16-10	36	7	12	3	1	2	14	23	.639	2	0	12	0	.368	0	0	0-0	6	0	1	.857		
21 Garcia, Aleena	.328	21-21	58	19	19	4	0	5	20	38	.655	12	3	8	2	.453	2	2	1-2	27	39	1	.985		
56 Phillips, Mia	.294	20-16	34	11	10	4	1	0	4	16	.471	2	2	6	0	.368	0	2	1-1	15	2	0	1.000		
0 Mujica, Sofia	.238	12-8	21	1	5	0	0	0	0	5	.238	5	0	4	0	.385	0	0	0-0	31	4	0	1.000		

26 Leyva, Jazmine	.667	4-1	3	3	2	2	0	0	1	4	1.333	0	0	0	0	.667	0	0	0-0	1	0	0	1.000		
4 Pinedo, Rylee	.500	17-0	2	9	1	0	0	0	0	1	.500	0	0	0	0	.500	0	0	1-1	3	0	0	1.000		
11 Berry, Soo-Jin	.158	11-7	19	4	3	1	0	1	4	7	.368	2	0	7	0	.238	0	0	0-1	0	0	0	.000		
5 Meono, Saydrie	.000	18-0	1	6	0	0	0	0	0	0	.000	0	0	0	0	.000	0	0	0-0	2	0	0	1.000		
38 Mercado, Jaella Ann	.000	12-0	0	5	0	0	0	0	0	0	.000	0	0	0	0	.000	0	0	1-1	2	0	1	.667		
Totals	.374	21	559	215	209	48	4	54	206	427	.764	109	28	88	2	.489	12	4	7-9	376	141	13	.975		
Opponents	.299	21	512	103	153	27	5	26	96	268	.523	52	22	106	8	.387	1	7	5-8	355	119	28	.944		

LOB - Team (143), Opp (116). DPs turned - Team (11), Opp (4). IBB - Team (2), Woolery 2, Opp (3).

(Neutral site games Sorted by Earned run avg)

Player	era	w-l	app	gs	cg	sho	sv	ip	h	r	er	bb	so	2b	3b	hr	b/avg	wp	hp	bk	sfa	sha
23 Tinsley, Taylor	3.33	10-3	16	11	7	2/0	0	69.1	75	44	33	25	65	14	2	10	.271	2	10	0	1	6
55 Nally, Brynne	5.04	1-0	7	2	0	0/1	0	16.2	17	12	12	7	13	3	0	6	.266	0	1	0	0	0
10 Somerndike, Sydney	5.12	3-0	5	4	1	1/1	0	13.2	15	10	10	4	9	4	0	3	.288	2	2	0	0	1
3 Cable, Natalie	9.55	3-1	8	4	0	0/0	0	25.2	46	37	35	16	19	6	3	7	.387	4	9	0	0	0
Totals	5.03	17-4	21	21	8	4/1	0	125.1	153	103	90	52	106	27	5	26	.299	8	22	0	1	7
Opponents	10.83	4-17	21	21	3	1/0	0	118.1	209	215	183	109	88	48	4	54	.374	12	28	0	12	4

PB - Team (1), Ramirez 1, Opp (6). Pickoffs - Team (1), Ramirez 1. SBA/ATT - Cable (4-6), Mujica (4-5), Ramirez (1-2), Nally (0-1), Tinsley (1-1).

BIG TEN CONFERENCE STATISTICS

Overall: 20-4 Home: 10-2 Away: 10-2

Player	avg	gp-gs	ab	r	h	2b	3b	hr	rbi	tb	slg%	bb	hp	so	gdp	ob%	sf	sh	sb-att	po	a	e	fld%
15 Woolery, Jordan	.521	24-24	71	28	37	6	0	13	41	82	1.155	20	0	1	2	.613	2	0	0-0	139	5	1	.993
43 Grant, Megan	.471	24-24	68	34	32	3	0	15	29	80	1.176	19	5	6	0	.596	2	0	0-0	24	1	1	.962
29 Slimp, Rylee	.451	24-24	82	33	37	6	2	8	26	71	.866	10	3	10	0	.526	0	0	1-1	25	0	2	.926
28 Ramirez, Alexis	.417	21-19	60	13	25	3	0	5	14	43	.717	8	0	4	2	.485	0	0	0-0	87	13	3	.971
21 Garcia, Aleena	.397	24-24	68	26	27	6	0	10	30	63	.926	14	3	7	1	.512	1	0	1-2	40	44	3	.966
22 Alejandre, Bri	.333	24-24	75	20	25	6	0	10	39	61	.813	6	2	11	1	.388	2	0	0-0	15	29	4	.917
33 Bragg, Kaniya	.311	24-24	74	27	23	2	0	6	15	43	.581	15	2	10	2	.440	0	0	0-0	35	47	3	.965
7 Lamar, Jolyna	.306	24-23	62	23	19	3	0	6	13	40	.645	10	0	16	2	.403	0	0	0-0	35	2	1	.974
0 Mujica, Sofia	.240	9-9	25	6	6	0	0	4	7	18	.720	2	0	8	0	.296	0	0	0-0	20	2	1	.957
31 Suarez, Ramsey	.216	19-14	37	6	8	1	0	3	10	18	.486	4	1	13	0	.310	0	0	0-0	1	0	0	1.000

4 Pinedo, Rylee	.500	19-0	4	12	2	1	0	0	1	3	.750	0	0	1	0	.500	0	0	1-1	6	0	0	1.000
11 Berry, Soo-Jin	.375	12-4	16	4	6	2	0	0	4	8	.500	5	0	1	0	.500	1	0	0-0	0	0	0	.000
56 Phillips, Mia	.167	17-3	12	1	2	0	0	0	2	2	.167	0	0	3	0	.154	1	0	1-1	8	3	1	.917
5 Meono, Saydrie	.000	13-0	2	2	0	0	0	0	0	0	.000	0	0	0	0	.000	0	0	0-0	1	1	0	1.000
26 Leyva, Jazmine	.000	1-0	2	0	0	0	0	0	0	0	.000	0	0	1	0	.000	0	0	0-0	0	0	0	.000
38 Mercado, Jaella Ann	.000	18-0	0	6	0	0	0	0	0	0	.000	0	0	0	0	.000	0	0	2-2	0	0	0	.000
Totals	.378	24	658	241	249	39	2	80	231	532	.809	113	16	92	10	.475	9	0	6-7	438	170	20	.968
Opponents	.267	24	576	96	154	30	2	23	90	257	.446	83	25	99	4	.381	4	4	2-7	416	169	38	.939

LOB - Team (139), Opp (158). DPs turned - Team (7), Opp (13). IBB - Team (4), Grant 2, Woolery 2. Picked off - Garcia 1.

(Big Ten games only Sorted by Earned run avg)

Player	era	w-l	app	gs	cg	sho	sv	ip	h	r	er	bb	so	2b	3b	hr	b/avg	wp	hp	bk	sfa	sha
23 Tinsley, Taylor	2.68	13-3	18	11	10	3/1	0	91.1	85	46	35	45	71	14	1	11	.241	4	10	0	1	1
3 Cable, Natalie	3.64	4-0	8	5	1	0/0	0	25.0	25	18	13	18	19	3	1	6	.250	1	10	0	0	0
55 Nally, Brynne	6.23	2-1	10	6	1	1/1	0	21.1	32	21	19	13	6	10	0	5	.356	4	2	0	1	2
10 Somerndike, Sydney	8.40	1-0	5	2	1	0/0	0	8.1	12	11	10	7	3	3	0	1	.364	0	3	0	2	1
Totals	3.69	20-4	24	24	13	5/1	0	146.0	154	96	77	83	99	30	2	23	.267	9	25	0	4	4
Opponents	10.40	4-20	24	24	2	0/0	2	138.2	249	241	206	113	92	39	2	80	.378	14	16	0	9	0

PB - Team (0), Opp (6). Pickoffs - Team (0), Opp (1). SBA/ATT - Ramirez (2-7), Tinsley (2-6), Nally (0-1).

2026 BIG TEN CONFERENCE STANDINGS

	BIG TEN				OVERALL			
	W	L	T	Pct.	W	L	T	Pct.
Nebraska	23	1	0	.958	51	6	0	.895
Oregon	20	4	0	.833	41	14	0	.745
UCLA	20	4	0	.833	52	8	0	.867
Indiana	17	7	0	.708	43	16	0	.729
Northwestern	16	8	0	.667	29	21	0	.580
Washington	16	8	0	.667	37	20	0	.649
Wisconsin	14	10	0	.583	33	21	0	.611
Ohio State	13	11	0	.542	26	27	0	.491
Michigan	11	13	0	.458	36	22	0	.621
Penn State	11	13	0	.458	33	21	0	.611
Purdue	11	13	0	.458	34	20	0	.630
Iowa	7	17	0	.292	27	27	0	.500
Minnesota	7	17	0	.292	16	36	0	.308
Rutgers	6	18	0	.250	27	27	0	.500
Maryland	5	19	0	.208	19	29	0	.396
Illinois	3	20	0	.130	15	39	0	.278
Michigan State	3	20	0	.130	17	34	0	.333

CAREER POSTSEASON STATISTICS

BRI ALEJANDRE

	AVG	GP-GS	AB	R	H	2B	3B	HR	RBI	TB	SLG	BB	HBP	SO	GDP	OBP	SF	SH	SB-ATT	PO	A	E	FLD
2026 Regionals	.364	3-3	11	2	4	1	0	1	4	8	.727	0	0	3	0	.364	0	0	0-0	5	4	0	1.000
2026 Supers	.667	2-2	3	5	2	0	0	2	3	8	2.667	2	3	0	0	.875	0	0	0-0	1	2	0	1.000
Regionals Totals	.364	3-3	11	2	4	1	0	1	4	8	.727	0	0	3	0	.364	0	0	0-0	5	4	0	1.000
Supers Totals	.667	2-2	3	5	2	0	0	2	3	8	2.667	2	3	0	0	.875	0	0	0-0	1	2	0	1.000
Overall Totals	.429	5-5	14	7	6	1	0	3	7	16	1.143	2	3	3	0	.579	0	0	0-0	6	6	0	1.000

SOO-JIN BERRY

	AVG	GP-GS	AB	R	H	2B	3B	HR	RBI	TB	SLG	BB	HBP	SO	GDP	OBP	SF	SH	SB-ATT	PO	A	E	FLD
2026 Regionals	.667	3-3	9	4	6	1	0	2	5	13	1.444	2	0	1	0	.727	0	0	0-0	0	0	0	.000
2026 Supers	.250	2-2	8	2	2	0	0	0	1	2	.250	0	0	2	0	.250	0	0	0-0	0	0	0	.000
Regionals Totals	.667	3-3	9	4	6	1	0	2	5	13	1.444	2	0	1	0	.727	0	0	0-0	0	0	0	.000
Supers Totals	.250	2-2	8	2	2	0	0	0	1	2	.250	0	0	2	0	.250	0	0	0-0	0	0	0	.000
Overall Totals	.471	5-5	17	6	8	1	0	2	6	15	.882	2	0	3	0	.526	0	0	0-0	0	0	0	.000

KANIYA BRAGG

	AVG	GP-GS	AB	R	H	2B	3B	HR	RBI	TB	SLG	BB	HBP	SO	GDP	OBP	SF	SH	SB-ATT	PO	A	E	FLD
2025 Regionals	.375	3-3	8	1	3	1	0	0	3	4	.500	0	1	0	0	.444	0	0	0-0	4	4	1	.889
2025 Supers	.125	3-3	8	0	1	0	0	0	0	1	.125	1	0	2	0	.222	0	0	0-0	4	6	0	1.000
2025 WCWS	.250	3-3	8	1	2	0	0	1	1	5	.625	2	0	1	0	.400	0	0	0-0	5	6	1	.917
2026 Regionals	.300	3-3	10	3	3	0	0	1	3	6	.600	1	0	3	0	.364	0	0	0-0	1	4	0	1.000
2026 Supers	.200	2-2	5	2	1	0	0	1	3	4	.800	0	1	0	0	.333	0	0	0-0	0	1	0	1.000
Regionals Totals	.333	6-6	18	4	6	1	0	1	6	10	.556	1	1	3	0	.400	0	0	0-0	5	8	1	.926
Supers Totals	.154	5-5	13	2	2	0	0	1	3	5	.385	1	1	2	0	.267	0	0	0-0	4	7	0	1.000
WCWS Totals	.250	3-3	8	1	2	0	0	1	1	5	.625	2	0	1	0	.400	0	0	0-0	5	6	1	.917
Overall Totals	.256	14-14	39	7	10	1	0	3	10	20	.513	4	2	6	0	.356	0	0	0-0	14	21	2	.946

ALEENA GARCIA

	AVG	GP-GS	AB	R	H	2B	3B	HR	RBI	TB	SLG	BB	HBP	SO	GDP	OBP	SF	SH	SB-ATT	PO	A	E	FLD
2026 Regionals	.333	3-3	9	3	3	0	0	2	5	9	1.000	2	0	1	0	.417	1	0	0-0	4	7	0	1.000
2026 Supers	.500	2-2	6	4	3	0	0	2	7	9	1.500	1	1	0	0	.625	0	0	0-0	3	2	0	1.000
Regionals Totals	.333	3-3	9	3	3	0	0	2	5	9	1.000	2	0	1	0	.417	1	0	0-0	4	7	0	1.000
Supers Totals	.500	2-2	6	4	3	0	0	2	7	9	1.500	1	1	0	0	.625	0	0	0-0	3	2	0	1.000
Overall Totals	.400	5-5	15	7	6	0	0	4	12	18	1.200	3	1	1	0	.500	1	0	0-0	7	9	0	1.000

MEGAN GRANT

	AVG	GP-GS	AB	R	H	2B	3B	HR	RBI	TB	SLG	BB	HBP	SO	GDP	OBP	SF	SH	SB-ATT	PO	A	E	FLD
2023 Regionals	.500	2-2	6	2	3	0	0	2	3	9	1.500	1	0	0	0	.571	0	0	0-0	9	1	0	1.000
2024 Regionals	.333	3-3	6	0	2	0	0	0	3	2	.333	4	0	1	0	.545	1	0	0-0	2	1	0	1.000
2024 Supers	.167	2-2	6	0	1	0	0	0	0	1	.167	2	0	0	0	.375	0	0	0-0	0	0	0	.000
2024 WCWS	.222	3-3	9	1	2	0	0	1	1	5	.556	0	0	3	0	.222	0	0	0-0	4	1	0	1.000
2025 Regionals	.364	3-3	11	2	4	0	1	2	6	12	1.091	0	1	1	0	.417	0	0	0-0	17	1	0	1.000
2025 Supers	.500	3-3	8	2	4	0	0	0	0	4	.500	3	0	1	0	.636	0	0	0-0	12	2	1	.933
2025 WCWS	.167	3-3	6	1	1	0	0	1	2	4	.667	5	0	0	0	.545	0	0	0-0	26	4	0	1.000
2026 Regionals	.429	3-3	7	4	3	0	0	2	8	9	1.286	4	1	0	0	.667	0	0	0-0	1	0	0	1.000
2026 Supers	.000	2-2	1	2	0	0	0	0	1	0	.000	6	0	1	0	.750	1	0	0-0	1	0	0	1.000
Regionals Totals	.400	11-11	30	8	12	0	1	6	20	32	1.033	9	2	2	0	.548	1	0	0-0	29	3	0	1.000
Supers Totals	.333	7-7	15	4	5	0	0	0	1	5	.333	11	0	1	1	.593	1	0	0-0	13	2	1	.933
WCWS Totals	.200	6-6	15	2	3	0	0	2	3	9	.600	5	0	3	0	.400	0	0	0-0	30	5	0	1.000
Overall Totals	.333	24-24	60	14	20	0	1	8	24	46	.833	25	2	6	1	.528	2	0	0-0	72	10	1	.988

JOLYNA LAMAR

	AVG	GP-GS	AB	R	H	2B	3B	HR	RBI	TB	SLG	BB	HBP	SO	GDP	OBP	SF	SH	SB-ATT	PO	A	E	FLD
2026 Regionals	.333	3-3	9	4	3	0	0	1	2	6	.667	0	1	4	0	.400	0	0	0-0	9	1	0	1.000
2026 Supers	.333	2-2	3	3	1	0	0	0	0	1	.333	2	1	0	0	.667	0	0	0-0	1	0	0	1.000
Regionals Totals	.333	3-3	9	4	3	0	0	1	2	6	.667	0	1	4	0	.400	0	0	0-0	9	1	0	1.000
Supers Totals	.333	2-2	3	3	1	0	0	0	0	1	.333	2	1	0	0	.667	0	0	0-0	1	0	0	1.000
Overall Totals	.333	5-5	12	7	4	0	0	1	2	7	.583	2	2	4	0	.500	0	0	0-0	10	1	0	1.000

SOFIA MUJICA

	AVG	GP-GS	AB	R	H	2B	3B	HR	RBI	TB	SLG	BB	HBP	SO	GDP	OBP	SF	SH	SB-ATT	PO	A	E	FLD
2025 Regionals	.000	2-1	3	1	0	0	0	0	0	0	.000	0	0	0	1	.000	0	0	0-0	6	0	0	1.000
2025 Supers	.333	3-3	9	1	3	0	0	1	2	6	.667	1											

CAREER POSTSEASON STATISTICS

BRYNNE NALLY

	ERA	W-L	APP	GS	CG	SHO	SV	IP	H	R	ER	BB	SO	2B	3B	HR	BF	B/AVG	WP	HBP	BK	SFA	SHA
2026 Regionals	2.62	1-0	1	0	0	0/0	0	2.2	3	1	1	1	2	1	0	1	12	.273	0	0	0	0	0
Regionals Totals	2.62	1-0	1	0	0	0/0	0	2.2	3	1	1	1	2	1	0	1	12	.273	0	0	0	0	0
Overall Totals	2.62	1-0	1	0	0	0/0	0	2.2	3	1	1	1	2	1	0	1	12	.273	0	0	0	0	0

ALEXIS RAMIREZ

	AVG	GP-GS	AB	R	H	2B	3B	HR	RBI	TB	SLG	BB	HBP	SO	GDP	OBP	SF	SH	SB-ATT	PO	A	E	FLD
2025 Regionals	.364	3-3	11	1	4	0	0	0	5	4	.364	0	0	0	0	.364	0	0	0-0	7	1	0	1.000
2025 Supers	.222	3-3	9	0	2	1	0	0	2	3	.333	1	0	0	1	.300	0	0	0-0	14	1	0	1.000
2025 WCWS	.273	3-3	11	2	3	0	0	2	3	9	.818	0	0	3	0	.273	0	0	0-0	15	3	1	.947
2026 Regionals	.500	3-3	8	2	4	3	0	0	0	7	.875	1	0	0	0	.556	0	0	0-0	12	0	0	1.000
2026 Supers	.571	2-2	7	1	4	1	0	1	3	8	1.143	0	0	0	0	.571	0	1	0-0	13	1	1	.933
Regionals Totals	.421	6-6	19	3	8	3	0	0	5	11	.579	1	0	0	0	.450	0	0	0-0	19	1	0	1.000
Supers Totals	.375	5-5	16	1	6	2	0	1	5	11	.688	1	0	0	1	.412	0	1	0-0	27	2	1	.967
WCWS Totals	.273	3-3	11	2	3	0	0	2	3	9	.818	0	0	3	0	.273	0	0	0-0	15	3	1	.947
Overall Totals	.370	14-14	46	6	17	5	0	3	13	31	.674	2	0	3	1	.396	0	1	0-0	61	6	2	.971

RYLEE SLIMP

	AVG	GP-GS	AB	R	H	2B	3B	HR	RBI	TB	SLG	BB	HBP	SO	GDP	OBP	SF	SH	SB-ATT	PO	A	E	FLD
2025 Regionals	.500	3-3	6	4	3	2	0	0	0	5	.833	2	1	0	0	.667	0	0	0-0	4	0	0	1.000
2025 Supers	.300	3-3	10	1	3	0	0	0	2	3	.300	0	0	0	0	.300	0	0	0-0	5	0	0	1.000
2025 WCWS	.222	3-3	9	0	2	0	0	0	0	2	.222	0	0	2	0	.222	0	0	0-0	5	0	0	1.000
2026 Regionals	.200	3-3	10	5	2	0	0	1	2	5	.500	3	0	1	0	.385	0	0	0-0	8	0	0	1.000
2026 Supers	.167	2-2	6	1	1	0	0	1	3	4	.667	3	0	0	0	.444	0	0	0-0	2	0	0	1.000
Regionals Totals	.313	6-6	16	9	5	2	0	1	2	10	.625	5	1	1	0	.500	0	0	0-0	12	0	0	1.000
Supers Totals	.250	5-5	16	2	4	0	0	1	5	7	.438	3	0	0	0	.368	0	0	0-0	7	0	0	1.000
WCWS Totals	.222	3-3	9	0	2	0	0	0	0	2	.222	0	0	2	0	.222	0	0	0-0	5	0	0	1.000
Overall Totals	.268	14-14	41	11	11	2	0	2	7	19	.463	8	1	3	0	.400	0	0	0-0	24	0	0	1.000

RAMSEY SUAREZ

	AVG	GP-GS	AB	R	H	2B	3B	HR	RBI	TB	SLG	BB	HBP	SO	GDP	OBP	SF	SH	SB-ATT	PO	A	E	FLD
2024 Regionals	.333	3-0	3	0	1	0	0	0	1	1	.333	0	0	0	0	.333	0	0	0-0	0	0	0	.000
2024 Supers	.000	2-0	2	0	0	0	0	0	0	0	.000	0	0	0	0	.000	0	0	0-0	0	0	0	.000
2024 WCWS	.000	2-0	2	0	0	0	0	0	0	0	.000	0	0	1	0	.000	0	0	0-0	0	0	0	.000
2026 Regionals	.000	1-0	1	0	0	0	0	0	0	0	.000	0	0	1	0	.000	0	0	0-0	0	0	0	.000
2026 Supers	1.000	1-0	1	0	1	1	0	0	1	2	2.000	0	0	0	0	1.000	0	0	0-0	0	0	0	.000
Regionals Totals	.250	4-0	4	0	1	0	0	0	1	1	.250	0	0	1	0	.250	0	0	0-0	0	0	0	.000
Supers Totals	.333	3-0	3	0	1	1	0	0	1	2	.667	0	0	0	0	.333	0	0	0-0	0	0	0	.000
WCWS Totals	.000	2-0	2	0	0	0	0	0	0	0	.000	0	0	1	0	.000	0	0	0-0	0	0	0	.000
Overall Totals	.222	9-0	9	0	2	1	0	0	2	3	.333	0	0	2	0	.222	0	0	0-0	0	0	0	.000

TAYLOR TINSLEY

	ERA	W-L	APP	GS	CG	SHO	SV	IP	H	R	ER	BB	SO	2B	3B	HR	BF	B/AVG	WP	HBP	BK	SFA	SHA
2024 Regionals	4.42	1-0	2	2	1	0/0	0	6.1	5	5	4	3	9	0	0	2	29	.200	0	1	0	0	0
2024 Supers	1.00	1-0	1	1	1	0/0	0	7.0	4	1	1	1	6	0	0	0	26	.160	0	0	0	0	0
2024 WCWS	0.81	1-0	3	0	0	0/0	0	8.2	6	1	1	1	5	0	0	0	33	.207	1	1	0	1	1
2025 Regionals	1.75	2-0	2	2	0	0/0	0	8.0	6	2	2	1	7	1	0	0	32	.194	0	0	0	0	0
2025 Supers	1.68	1-0	2	1	1	0/1	1	8.1	10	4	2	2	9	0	0	0	40	.294	0	4	0	0	0
2025 WCWS	2.71	0-2	2	1	1	0/0	0	10.1	7	4	4	5	2	2	0	1	42	.200	0	1	0	0	1
2026 Regionals	4.85	2-0	3	3	2	0/0	0	17.1	15	13	12	6	11	2	0	4	76	.224	0	2	0	0	1
2026 Supers	2.92	2-0	2	2	2	0/0	0	12.0	12	5	5	3	13	2	0	2	51	.255	0	0	0	1	0
Regionals Totals	3.98	5-0	7	7	3	0/0	0	31.2	26	20	18	10	27	3	0	6	137	.211	0	3	0	0	1
Supers Totals	2.05	4-0	5	4	4	0/1	1	27.1	26	10	8	6	28	2	0	2	117	.243	0	4	0	1	0
WCWS Totals	1.84	1-2	5	1	1	0/0	0	19.0	13	5	5	6	7	2	0	1	75	.203	1	2	0	1	2
Overall Totals	2.78	10-2	17	12	8	0/1	1	78.0	65	35	31	22	62	7	0	9	329	.222	1	9	0	2	3

JORDAN WOOLERY

	AVG	GP-GS	AB	R	H	2B	3B	HR	RBI	TB	SLG	BB	HBP	SO	GDP	OBP	SF	SH	SB-ATT	PO	A	E	FLD
2023 Regionals	.167	2-2	6	0	1	0	0	0	0	1	.167	0	0	0	0	.167	0	0	0-0	3	1	0	1.000
2024 Regionals	.222	3-3	9	1	2	1	1	0	2	5	.556	0	1	1	0	.300	0	0	0-0	8	0	0	1.000
2024 Supers	.286	2-2	7	1	2	0	0	1	3	5	.714	0	1	1	0	.375	0	0	0-0	9	0	0	1.000
2024 WCWS	.250	3-3	8	1	2	0	0	1	3	5	.625	1	0	3	0	.333	0	0	0-0	12	0	0	1.000
2025 Regionals	.556																						

UCLA'S ALL-TIME NCAA TOURNAMENT RESULTS

DATE	W/L	OPPONENT	SCORE	POSTSEASON	SITE
2026 (5-0)					
5/15/26	W	California Baptist	12-11	NCAA Regionals	Easton Stadium
5/16/26	W	South Carolina	7-2	NCAA Regionals	Easton Stadium
5/17/26	W	South Carolina	15-1 (6 inn.)	NCAA Regionals	Easton Stadium
5/22/26	W	UCF	9-1 (5 inn.)	NCAA Super Regionals	Easton Stadium
5/23/26	W	UCF	14-4	NCAA Super Regionals	Easton Stadium
2025 (6-3)					
5/16/25	W	UC Santa Barbara	9-1 (6 inn.)	NCAA Regionals	Easton Stadium
5/17/25	W	San Diego State	10-0 (5 inn.)	NCAA Regionals	Easton Stadium
5/18/25	W	UC Santa Barbara	12-1 (5 inn.)	NCAA Regionals	Easton Stadium
5/23/25	L	South Carolina	2-9	NCAA Super Regionals	Columbia, S.C.
5/24/25	W	South Carolina	5-4	NCAA Super Regionals	Columbia, S.C.
5/25/25	W	South Carolina	5-0	NCAA Super Regionals	Columbia, S.C.
5/29/25	W	Oregon	4-2	Women's College World Series	Oklahoma City, Okla.
5/31/25	L	Texas Tech	1-3	Women's College World Series	Oklahoma City, Okla.
6/1/25	L	Tennessee	4-5 (9 inn.)	Women's College World Series	Oklahoma City, Okla.
2024 (6-2)					
5/17/24	W	Grand Canyon	9-0 (5 inn.)	NCAA Regionals	Easton Stadium
5/18/24	W	Virginia Tech	7-6	NCAA Regionals	Easton Stadium
5/19/24	W	Grand Canyon	9-1 (5 inn.)	NCAA Regionals	Easton Stadium
5/23/24	W	Georgia	8-0 (6 inn.)	NCAA Super Regionals	Easton Stadium
5/24/24	W	Georgia	6-1	NCAA Super Regionals	Easton Stadium
5/30/24	W	Alabama	4-1	Women's College World Series	Oklahoma City, Okla.
6/1/24	L	Oklahoma	0-1	Women's College World Series	Oklahoma City, Okla.
6/2/24	L	Stanford	1-3	Women's College World Series	Oklahoma City, Okla.
2023 (0-2)					
5/19/23	L	Grand Canyon	2-3	NCAA Regionals	Easton Stadium
5/20/23	L	Liberty	1-2	NCAA Regionals	Easton Stadium
2022 (8-2)					
5/20/22	W	Grand Canyon	12-1 (5 inn.)	NCAA Regionals	Easton Stadium
5/21/22	W	Loyola Marymount	7-1	NCAA Regionals	Easton Stadium
5/22/22	W	Ole Miss	9-1 (5 inn.)	NCAA Regionals	Easton Stadium
5/27/22	W	Duke	3-2	NCAA Super Regionals	Easton Stadium
5/28/22	W	Duke	8-2	NCAA Super Regionals	Easton Stadium
6/2/22	L	Texas	2-7	Women's College World Series	Oklahoma City, Okla.
6/3/22	W	Northwestern	6-1	Women's College World Series	Oklahoma City, Okla.
6/5/22	W	Florida	8-0 (6 inn.)	Women's College World Series	Oklahoma City, Okla.
6/6/22	W	Oklahoma	7-3	Women's College World Series	Oklahoma City, Okla.
6/6/22	L	Oklahoma	0-15 (5 inn.)	Women's College World Series	Oklahoma City, Okla.
2021 (6-3)					
5/21/21	W	Long Beach State	8-0 (5 inn.)	NCAA Regionals	Easton Stadium
5/22/21	W	Fresno State	5-4 (8 inn.)	NCAA Regionals	Easton Stadium
5/23/21	W	Minnesota	2-1	NCAA Regionals	Easton Stadium
5/27/21	L	Virginia Tech	2-7	NCAA Super Regionals	Easton Stadium
5/28/21	W	Virginia Tech	2-0	NCAA Super Regionals	Easton Stadium
5/29/21	W	Virginia Tech	6-0	NCAA Super Regionals	Easton Stadium
6/3/21	W	Florida State	4-0	Women's College World Series	Oklahoma City, Okla.
6/4/21	L	Alabama	0-6	Women's College World Series	Oklahoma City, Okla.
6/5/21	L	Oklahoma	3-10	Women's College World Series	Oklahoma City, Okla.
2019 (10-1)					
5/17/19	W	Weber State	6-0	NCAA Regionals	Easton Stadium
5/18/19	W	Missouri	9-1 (5 inn.)	NCAA Regionals	Easton Stadium
5/19/19	L	Missouri	1-5	NCAA Regionals	Easton Stadium
5/19/19	W	Missouri	13-1 (5 inn.)	NCAA Regionals	Easton Stadium
5/24/19	W	James Madison	6-1	NCAA Super Regionals	Easton Stadium
5/25/19	W	James Madison	7-2	NCAA Super Regionals	Easton Stadium
5/30/19	W	Minnesota	7-2	Women's College World Series	Oklahoma City, Okla.
5/31/19	W	Arizona	6-2	Women's College World Series	Oklahoma City, Okla.
6/2/19	W	Washington	3-0 (10 inn.)	Women's College World Series	Oklahoma City, Okla.
6/3/19	W	Oklahoma	16-3	WCWS Championship Series	Oklahoma City, Okla.
6/4/19	W	Oklahoma	5-4	WCWS Championship Series	Oklahoma City, Okla.

ALL-TIME NCAA TOURNAMENT RESULTS

DATE	W/L	OPPONENT	SCORE	POSTSEASON	SITE
2018 (8-3)					
5/18/18	W	Sacramento State	3-0	NCAA Regionals	Easton Stadium
5/19/18	L	Cal State Fullerton	2-3 (9 inn.)	NCAA Regionals	Easton Stadium
5/19/18	W	Texas State	14-1 (5 inn.)	NCAA Regionals	Easton Stadium
5/20/18	W	Cal State Fullerton	3-0	NCAA Regionals	Easton Stadium
5/20/18	W	Cal State Fullerton	6-4	NCAA Regionals	Easton Stadium
5/24/18	W	Arizona	7-1	NCAA Super Regionals	Easton Stadium
5/25/18	W	Arizona	3-2	NCAA Super Regionals	Easton Stadium
5/31/18	W	Florida State	7-4	Women's College World Series	Oklahoma City, Okla.
6/1/18	W	Florida	6-5	Women's College World Series	Oklahoma City, Okla.
6/3/18	L	Florida State	1-3	Women's College World Series	Oklahoma City, Okla.
6/3/18	L	Florida State	6-12	Women's College World Series	Oklahoma City, Okla.
2017 (6-2)					
5/19/17	W	Lehigh	8-0 (5 inn.)	NCAA Regionals	Easton Stadium
5/20/17	W	San Jose State	10-2 (6 inn.)	NCAA Regionals	Easton Stadium
5/21/17	W	Cal State Fullerton	9-1	NCAA Regionals	Easton Stadium
5/25/17	W	Ole Miss	8-7 (11 inn.)	NCAA Super Regionals	Easton Stadium
5/26/17	W	Ole Miss	1-0	NCAA Super Regionals	Easton Stadium
6/1/17	L	LSU	1-2	Women's College World Series	Oklahoma City, Okla.
6/3/17	W	Texas A&M	8-2	Women's College World Series	Oklahoma City, Okla.
6/3/17	L	Washington	0-1	Women's College World Series	Oklahoma City, Okla.
2016 (5-3)					
5/20/16	W	Cal State Bakersfield	7-0	NCAA Regionals	Easton Stadium
5/21/16	W	Cal State Fullerton	3-2	NCAA Regionals	Easton Stadium
5/22/16	W	Cal State Fullerton	5-4	NCAA Regionals	Easton Stadium
5/28/16	L	Oregon	1-8	NCAA Super Regionals	Eugene, Ore.
5/29/16	W	Oregon	2-1 (9 inn.)	NCAA Super Regionals	Eugene, Ore.
5/29/16	W	Oregon	2-1	NCAA Super Regionals	Eugene, Ore.
6/2/16	L	Auburn	3-10	Women's College World Series	Oklahoma City, Okla.
6/4/16	L	Florida State	4-8	Women's College World Series	Oklahoma City, Okla.
2015 (6-2)					
5/15/15	W	CSUN	9-1 (5 inn.)	NCAA Regionals	Easton Stadium
5/16/15	W	Texas	4-1	NCAA Regionals	Easton Stadium
5/17/15	W	San Diego State	8-0 (6 inn.)	NCAA Regionals	Easton Stadium
5/23/15	W	Missouri	7-4	NCAA Super Regionals	Easton Stadium
5/25/15	W	Missouri	10-6	NCAA Super Regionals	Easton Stadium
5/28/15	W	Oregon	7-1	Women's College World Series	Oklahoma City, Okla.
5/29/15	L	Michigan	4-10	Women's College World Series	Oklahoma City, Okla.
5/30/15	L	Auburn	10-11 (10 inn.)	Women's College World Series	Oklahoma City, Okla.
2014 (4-2)					
5/16/14	W	Southern Utah	8-0 (6 inn.)	NCAA Regionals	Easton Stadium
5/17/14	W	Notre Dame	7-0	NCAA Regionals	Easton Stadium
5/18/14	W	Notre Dame	1-0	NCAA Regionals	Easton Stadium
5/24/14	W	Kentucky	6-4	NCAA Super Regionals	Easton Stadium
5/25/14	L	Kentucky	3-7	NCAA Super Regionals	Easton Stadium
5/25/14	L	Kentucky	1-7	NCAA Super Regionals	Easton Stadium
2013 (3-2)					
5/17/13	L	UAB	3-6	NCAA Regionals	Louisville, Ky.
5/18/13	W	Indiana Purdue-Fort Wayne	8-0	NCAA Regionals	Louisville, Ky.
5/18/13	W	Louisville	19-2 (5 inn.)	NCAA Regionals	Louisville, Ky.
5/19/13	W	UAB	4-1	NCAA Regionals	Louisville, Ky.
5/19/13	L	UAB	2-3 (13 inn.)	NCAA Regionals	Louisville, Ky.
2012 (0-2)					
5/18/12	L	Hofstra	2-7	NCAA Regionals	Easton Stadium
5/19/12	L	Florida State	1-2	NCAA Regionals	Easton Stadium
2011 (3-2)					
5/20/11	W	Jacksonville	2-0	NCAA Regionals	Gainesville, Fla.
5/21/11	L	Florida	2-4	NCAA Regionals	Gainesville, Fla.
5/21/11	W	Jacksonville	12-4	NCAA Regionals	Gainesville, Fla.
5/22/11	W	Florida	3-2	NCAA Regionals	Gainesville, Fla.
5/22/11	L	Florida	3-11 (5 inn.)	NCAA Regionals	Gainesville, Fla.

ALL-TIME NCAA TOURNAMENT RESULTS

DATE	W/L	OPPONENT	SCORE	POSTSEASON	SITE
2010 (10-0)					
5/21/10	W	Saint Mary's	11-4	NCAA Regionals	Easton Stadium
5/22/10	W	San Diego State	4-3	NCAA Regionals	Easton Stadium
5/23/10	W	Fresno State	7-2	NCAA Regionals	Easton Stadium
5/29/10	W	Louisiana	10-2 (5 inn.)	NCAA Super Regionals	Easton Stadium
5/30/10	W	Louisiana	10-1 (5 inn.)	NCAA Super Regionals	Easton Stadium
6/3/10	W	Florida	16-3 (6 inn.)	Women's College World Series	Oklahoma City, Okla.
6/4/10	W	Hawai'i	5-2	Women's College World Series	Oklahoma City, Okla.
6/5/10	W	Georgia	5-2	Women's College World Series	Oklahoma City, Okla.
6/7/10	W	Arizona	6-5 (8 inn.)	WCWS Championship Series	Oklahoma City, Okla.
6/8/10	W	Arizona	15-9	WCWS Championship Series	Oklahoma City, Okla.
2009 (4-2)					
5/15/09	W	Long Beach State	4-2	NCAA Regionals	Easton Stadium
5/16/09	W	Fresno State	4-2	NCAA Regionals	Easton Stadium
5/17/09	W	Fresno State	9-5	NCAA Regionals	Easton Stadium
5/23/09	L	Missouri	1-2	NCAA Super Regionals	Easton Stadium
5/24/09	W	Missouri	5-2	NCAA Super Regionals	Easton Stadium
5/24/09	L	Missouri	1-9 (5 inn.)	NCAA Super Regionals	Easton Stadium
2008 (6-2)					
5/16/08	W	Cal State Fullerton	8-3	NCAA Regionals	Easton Stadium
5/17/08	W	Nevada	6-4 (9 inn.)	NCAA Regionals	Easton Stadium
5/18/08	W	Nevada	4-3	NCAA Regionals	Easton Stadium
5/24/08	W	Georgia	6-1	NCAA Super Regionals	Easton Stadium
5/25/08	W	Georgia	6-0	NCAA Super Regionals	Easton Stadium
5/29/08	W	Arizona	1-0	Women's College World Series	Oklahoma City, Okla.
5/30/08	L	Arizona State	0-4	Women's College World Series	Oklahoma City, Okla.
5/31/08	L	Florida	0-2	Women's College World Series	Oklahoma City, Okla.
2007 (1-2)					
5/18/07	W	Loyola Marymount	6-3	NCAA Regionals	Easton Stadium
5/19/07	L	Hawai'i	1-3 (8 inn.)	NCAA Regionals	Easton Stadium
5/19/07	L	Loyola Marymount	2-4	NCAA Regionals	Easton Stadium
2006 (7-2)					
5/19/06	W	Missouri State	11-2 (6 inn.)	NCAA Regionals	Easton Stadium
5/20/06	W	Long Beach State	5-0	NCAA Regionals	Easton Stadium
5/21/06	W	San Diego State	7-0	NCAA Regionals	Easton Stadium
5/27/06	W	South Florida	2-0	NCAA Super Regionals	Easton Stadium
5/28/06	W	South Florida	3-1	NCAA Super Regionals	Easton Stadium
6/1/06	L	Tennessee	3-4	Women's College World Series	Oklahoma City, Okla.
6/3/06	W	Alabama	4-1	Women's College World Series	Oklahoma City, Okla.
6/3/06	W	Texas	2-0	Women's College World Series	Oklahoma City, Okla.
6/4/06	L	Northwestern	1-3 (8 inn.)	Women's College World Series	Oklahoma City, Okla.
2005 (10-4)					
5/20/05	W	Loyola Marymount	6-1	NCAA Regionals	Easton Stadium
5/21/05	L	Cal State Fullerton	1-2 (11 inn.)	NCAA Regionals	Easton Stadium
5/21/05	W	UNLV	4-1	NCAA Regionals	Easton Stadium
5/22/05	W	Cal State Fullerton	6-0	NCAA Regionals	Easton Stadium
5/22/05	W	Cal State Fullerton	3-1	NCAA Regionals	Easton Stadium
5/27/05	L	Georgia	1-4	NCAA Super Regionals	Easton Stadium
5/28/05	W	Georgia	5-4	NCAA Super Regionals	Easton Stadium
5/28/05	W	Georgia	3-2	NCAA Super Regionals	Easton Stadium
6/2/05	W	California	2-1	Women's College World Series	Oklahoma City, Okla.
6/3/05	W	Tennessee	3-1	Women's College World Series	Oklahoma City, Okla.
6/5/05	W	Texas	3-0	Women's College World Series	Oklahoma City, Okla.
6/6/05	W	Michigan	5-0	WCWS Championship Series	Oklahoma City, Okla.
6/7/05	L	Michigan	2-5	WCWS Championship Series	Oklahoma City, Okla.
6/8/05	L	Michigan	1-4 (10 inn.)	WCWS Championship Series	Oklahoma City, Okla.
2004 (8-0)					
5/20/04	W	Mississippi Valley	8-0 (5 inn.)	NCAA Regionals	Easton Stadium
5/21/04	W	Louisville	2-0	NCAA Regionals	Easton Stadium
5/22/04	W	Alabama	5-2 (9 inn.)	NCAA Regionals	Easton Stadium
5/23/04	W	Alabama	7-0	NCAA Regionals	Easton Stadium
5/27/04	W	Stanford	8-2	Women's College World Series	Oklahoma City, Okla.
5/28/04	W	LSU	2-0	Women's College World Series	Oklahoma City, Okla.
5/30/04	W	Stanford	3-1 (12 inn.)	Women's College World Series	Oklahoma City, Okla.
5/31/04	W	California	3-1	Women's College World Series	Oklahoma City, Okla.

ALL-TIME NCAA TOURNAMENT RESULTS

DATE	W/L	OPPONENT	SCORE	POSTSEASON	SITE
2003 (9-1)					
5/15/03	W	Colgate	8-0 (6 inn.)	NCAA Regionals	Fresno, Calif.
5/16/03	W	Fresno State	3-0	NCAA Regionals	Fresno, Calif.
5/17/03	W	Michigan State	6-2	NCAA Regionals	Fresno, Calif.
5/18/03	W	Michigan State	5-0	NCAA Regionals	Fresno, Calif.
5/22/03	L	California	3-7 (10 inn.)	Women's College World Series	Oklahoma City, Okla.
5/24/03	W	Louisiana	5-1	Women's College World Series	Oklahoma City, Okla.
5/24/03	W	Washington	2-1	Women's College World Series	Oklahoma City, Okla.
5/25/03	W	Texas	3-0	Women's College World Series	Oklahoma City, Okla.
5/25/03	W	Texas	2-1	Women's College World Series	Oklahoma City, Okla.
5/26/03	W	California	1-0 (9 inn.)	Women's College World Series	Oklahoma City, Okla.
2002 (5-3)					
5/16/02	W	Liberty	3-0	NCAA Regionals	Columbia, S.C.
5/17/02	W	Eastern Kentucky	10-0 (5 inn.)	NCAA Regionals	Columbia, S.C.
5/18/02	W	Georgia	2-1 (8 inn.)	NCAA Regionals	Columbia, S.C.
5/19/02	L	South Carolina	1-2	NCAA Regionals	Columbia, S.C.
5/19/02	W	South Carolina	1-0	NCAA Regionals	Columbia, S.C.
5/23/02	L	Florida State	1-2 (9 inn.)	Women's College World Series	Oklahoma City, Okla.
5/25/02	W	Oklahoma	2-0	Women's College World Series	Oklahoma City, Okla.
5/25/02	L	Arizona State	1-2	Women's College World Series	Oklahoma City, Okla.
2001 (7-1)					
5/17/01	W	Coastal Carolina	8-0 (5 inn.)	NCAA Regionals	Easton Stadium
5/18/01	W	CSUN	9-0	NCAA Regionals	Easton Stadium
5/19/01	W	San Diego State	3-1	NCAA Regionals	Easton Stadium
5/20/01	W	San Diego State	11-0 (5 inn.)	NCAA Regionals	Easton Stadium
5/24/01	W	Iowa	2-0	Women's College World Series	Oklahoma City, Okla.
5/25/01	W	Stanford	5-0	Women's College World Series	Oklahoma City, Okla.
5/27/01	W	LSU	6-0	Women's College World Series	Oklahoma City, Okla.
5/28/01	L	Arizona	0-1	Women's College World Series	Oklahoma City, Okla.
2000 (7-1)					
5/18/00	W	Canisius	8-0 (5 inn.)	NCAA Regionals	Easton Stadium
5/19/00	W	Long Beach State	10-4	NCAA Regionals	Easton Stadium
5/20/00	W	Florida State	6-1	NCAA Regionals	Easton Stadium
5/21/00	W	Florida State	7-1	NCAA Regionals	Easton Stadium
5/25/00	W	Alabama	4-1	Women's College World Series	Oklahoma City, Okla.
5/26/00	W	Washington	3-2	Women's College World Series	Oklahoma City, Okla.
5/28/00	W	Southern Mississippi	6-0	Women's College World Series	Oklahoma City, Okla.
5/29/00	L	Oklahoma	1-3	Women's College World Series	Oklahoma City, Okla.
1999 (8-0)					
5/20/99	W	Alabama	7-0	NCAA Regionals	Easton Stadium
5/21/99	W	Creighton	14-0	NCAA Regionals	Easton Stadium
5/22/99	W	Minnesota	5-0	NCAA Regionals	Easton Stadium
5/23/99	W	Missouri	12-5	NCAA Regionals	Easton Stadium
5/27/99	W	DePaul	3-2 (9 inn.)	Women's College World Series	Oklahoma City, Okla.
5/28/99	W	Fresno State	1-0	Women's College World Series	Oklahoma City, Okla.
5/30/99	W	DePaul	2-1 (8 inn.)	Women's College World Series	Oklahoma City, Okla.
5/31/99	W	Washington	3-2	Women's College World Series	Oklahoma City, Okla.
1997 (8-3)					
5/16/97	W	Nicholls State	3-0	NCAA Regionals	Lafayette, La.
5/17/97	L	Louisiana	1-4	NCAA Regionals	Lafayette, La.
5/17/97	W	Louisiana-Monroe	3-0	NCAA Regionals	Lafayette, La.
5/18/97	W	Louisiana	9-0 (5 inn.)	NCAA Regionals	Lafayette, La.
5/18/97	W	Louisiana	3-0	NCAA Regionals	Lafayette, La.
5/22/97	W	Fresno State	2-0 (8 inn.)	Women's College World Series	Oklahoma City, Okla.
5/23/97	L	Arizona	0-2 (14 inn.)	Women's College World Series	Oklahoma City, Okla.
5/24/97	W	Michigan	7-3	Women's College World Series	Oklahoma City, Okla.
5/25/97	W	Washington	4-3	Women's College World Series	Oklahoma City, Okla.
5/25/97	W	Washington	1-0	Women's College World Series	Oklahoma City, Okla.
5/26/97	L	Arizona	2-10 (5 inn.)	Women's College World Series	Oklahoma City, Okla.

ALL-TIME NCAA TOURNAMENT RESULTS

DATE	W/L	OPPONENT	SCORE	POSTSEASON	SITE
1996 (6-3)					
5/17/96	L	Cal State Fullerton	1-5	NCAA Regionals	Fullerton, Calif.
5/18/96	W	Missouri State	8-2	NCAA Regionals	Fullerton, Calif.
5/18/96	W	CSUN	7-5	NCAA Regionals	Fullerton, Calif.
5/19/96	W	Cal State Fullerton	14-1 (5 inn.)	NCAA Regionals	Fullerton, Calif.
5/19/96	W	Cal State Fullerton	7-2	NCAA Regionals	Fullerton, Calif.
5/23/96	W	Michigan	2-0	Women's College World Series	Oklahoma City, Okla.
5/24/96	L	Arizona	0-4	Women's College World Series	Oklahoma City, Okla.
5/25/96	W	Louisiana	3-2	Women's College World Series	Oklahoma City, Okla.
5/26/96	L	Washington	2-8	Women's College World Series	Oklahoma City, Okla.
1994 (6-3)					
5/20/94	W	Georgia State	2-1	NCAA Regionals	Columbia, S.C.
5/21/94	L	UNLV	0-1 (9 inn.)	NCAA Regionals	Columbia, S.C.
5/21/94	W	South Carolina	3-1	NCAA Regionals	Columbia, S.C.
5/22/94	W	UNLV	2-1 (8 inn.)	NCAA Regionals	Columbia, S.C.
5/22/94	W	UNLV	3-2	NCAA Regionals	Columbia, S.C.
5/26/94	L	Fresno State	0-1	Women's College World Series	Oklahoma City, Okla.
5/28/94	W	Illinois-Chicago	9-0 (5 inn.)	Women's College World Series	Oklahoma City, Okla.
5/28/94	W	Utah	11-1	Women's College World Series	Oklahoma City, Okla.
5/29/94	L	Arizona	2-5	Women's College World Series	Oklahoma City, Okla.
1993 (6-2)					
5/21/93	W	Cal State Fullerton	2-1 (9 inn.)	NCAA Regionals	Sunset Field
5/22/93	W	Cal State Fullerton	1-0	NCAA Regionals	Sunset Field
5/27/93	W	UConn	3-0	Women's College World Series	Oklahoma City, Okla.
5/29/93	L	Oklahoma State	0-1 (13 inn.)	Women's College World Series	Oklahoma City, Okla.
5/29/93	W	CSUN	2-0	Women's College World Series	Oklahoma City, Okla.
5/30/93	W	Oklahoma State	5-0	Women's College World Series	Oklahoma City, Okla.
5/31/93	W	Louisiana	1-0	Women's College World Series	Oklahoma City, Okla.
5/31/93	L	Arizona	0-1	Women's College World Series	Oklahoma City, Okla.
1992 (7-0)					
5/15/92	W	Utah	1-0	NCAA Regionals	Sunset Field
5/16/92	W	Utah	7-2 (10 inn.)	NCAA Regionals	Sunset Field
5/21/92	W	Massachusetts	4-0	Women's College World Series	Oklahoma City, Okla.
5/23/92	W	California	10-0 (5 inn.)	Women's College World Series	Oklahoma City, Okla.
5/24/92	W	Fresno State	4-0	Women's College World Series	Oklahoma City, Okla.
5/24/92	W	Massachusetts	11-1 (5 inn.)	Women's College World Series	Oklahoma City, Okla.
5/25/92	W	Arizona	2-0	Women's College World Series	Oklahoma City, Okla.
1991 (6-2)					
5/17/91	W	Central Michigan	4-0	NCAA Regionals	Sunset Field
5/18/91	W	Central Michigan	5-0	NCAA Regionals	Sunset Field
5/23/91	W	Florida State	1-0	Women's College World Series	Oklahoma City, Okla.
5/24/91	L	Arizona	0-1 (9 inn.)	Women's College World Series	Oklahoma City, Okla.
5/25/91	W	Missouri	5-0	Women's College World Series	Oklahoma City, Okla.
5/25/91	W	Long Beach State	1-0 (11 inn.)	Women's College World Series	Oklahoma City, Okla.
5/26/91	W	Fresno State	5-1 (13 inn.)	Women's College World Series	Oklahoma City, Okla.
5/26/91	L	Arizona	1-5	Women's College World Series	Oklahoma City, Okla.
1990 (7-1)					
5/18/90	W	Northern Iowa	2-0	NCAA Regionals	Sunset Field
5/19/90	W	Northern Iowa	4-0	NCAA Regionals	Sunset Field
5/23/90	W	Kent State	4-0	Women's College World Series	Oklahoma City, Okla.
5/25/90	W	Long Beach State	6-0	Women's College World Series	Oklahoma City, Okla.
5/26/90	W	Oklahoma State	2-1	Women's College World Series	Oklahoma City, Okla.
5/27/90	W	Florida State	3-0	Women's College World Series	Oklahoma City, Okla.
5/27/90	L	Fresno State	0-1	Women's College World Series	Oklahoma City, Okla.
5/28/90	W	Fresno State	2-0	Women's College World Series	Oklahoma City, Okla.
1989 (7-0)					
5/19/89	W	Long Beach State	5-1	NCAA Regionals	Sunset Field
5/20/89	W	Long Beach State	3-0	NCAA Regionals	Sunset Field
5/24/89	W	South Carolina	3-0	Women's College World Series	Sunnyvale, Calif.
5/26/89	W	Cal Poly Pomona	9-0	Women's College World Series	Sunnyvale, Calif.
5/27/89	W	Oklahoma State	2-1	Women's College World Series	Sunnyvale, Calif.
5/27/89	W	Arizona	3-0	Women's College World Series	Sunnyvale, Calif.
5/28/89	W	Fresno State	1-0	Women's College World Series	Sunnyvale, Calif.

ALL-TIME NCAA TOURNAMENT RESULTS

DATE	W/L	OPPONENT	SCORE	POSTSEASON	SITE
1988 (7-1)					
5/20/88	W	Cal State Fullerton	3-0	NCAA Regionals	Sunset Field
5/21/88	W	Cal State Fullerton	2-0	NCAA Regionals	Sunset Field
5/25/88	W	Northern Illinois	1-0	Women's College World Series	Sunnyvale, Calif.
5/27/88	W	Fresno State	6-1	Women's College World Series	Sunnyvale, Calif.
5/28/88	W	Arizona	5-0	Women's College World Series	Sunnyvale, Calif.
5/28/88	W	Cal Poly Pomona	4-1	Women's College World Series	Sunnyvale, Calif.
5/29/88	L	Fresno State	1-2	Women's College World Series	Sunnyvale, Calif.
5/29/88	W	Fresno State	3-0	Women's College World Series	Sunnyvale, Calif.
1987 (6-2)					
5/15/87	W	Long Beach State	1-0	NCAA Regionals	Sunset Field
5/16/87	W	Long Beach State	2-0	NCAA Regionals	Sunset Field
5/20/87	W	Arizona State	1-0 (9 inn.)	Women's College World Series	Omaha, Neb.
5/22/87	W	Nebraska	3-0	Women's College World Series	Omaha, Neb.
5/23/87	W	Texas A&M	1-0	Women's College World Series	Omaha, Neb.
5/23/87	W	Cal State Fullerton	1-0	Women's College World Series	Omaha, Neb.
5/24/87	L	Texas A&M	0-1	Women's College World Series	Omaha, Neb.
5/24/87	L	Texas A&M	1-4	Women's College World Series	Omaha, Neb.
1985 (7-2)					
5/16/85	L	Pacific	1-3	NCAA Regionals	Santa Maria, Calif.
5/17/85	W	Pacific	3-0	NCAA Regionals	Santa Maria, Calif.
5/17/85	W	Pacific	2-0	NCAA Regionals	Santa Maria, Calif.
5/22/85	W	Utah	1-0	Women's College World Series	Omaha, Neb.
5/24/85	L	Cal State Fullerton	0-2	Women's College World Series	Omaha, Neb.
5/25/85	W	Northwestern	1-0	Women's College World Series	Omaha, Neb.
5/25/85	W	Nebraska	3-0	Women's College World Series	Omaha, Neb.
5/26/85	W	Cal State Fullerton	1-0	Women's College World Series	Omaha, Neb.
5/26/85	W	Nebraska	2-1 (9 inn.)	Women's College World Series	Omaha, Neb.
1984 (7-1)					
5/17/84	W	Arizona State	1-0	NCAA Regionals	Mayfair Park
5/18/84	W	Arizona State	3-0	NCAA Regionals	Mayfair Park
5/23/84	W	Utah State	6-0	Women's College World Series	Omaha, Neb.
5/26/84	W	Northwestern	1-0 (9 inn.)	Women's College World Series	Omaha, Neb.
5/28/84	L	Texas A&M	0-2	Women's College World Series	Omaha, Neb.
5/28/84	W	Nebraska	1-0	Women's College World Series	Omaha, Neb.
5/29/84	W	Texas A&M	1-0	Women's College World Series	Omaha, Neb.
5/29/84	W	Texas A&M	1-0 (13 inn.)	Women's College World Series	Omaha, Neb.
1983 (5-2)					
5/13/83	W	Rhode Island	1-0	NCAA Regionals	Kingston, R.I.
5/14/83	W	Rhode Island	1-0	NCAA Regionals	Kingston, R.I.
5/26/83	W	Missouri	1-0	Women's College World Series	Omaha, Neb.
5/26/83	W	Louisiana Tech	8-0	Women's College World Series	Omaha, Neb.
5/28/83	L	Cal State Fullerton	1-6	Women's College World Series	Omaha, Neb.
5/28/83	W	South Carolina	2-1	Women's College World Series	Omaha, Neb.
5/29/83	L	Texas A&M	0-1	Women's College World Series	Omaha, Neb.
1982 (7-0)					
5/14/82	W	Wyoming	4-0	NCAA Regionals	Mayfair Park
5/15/82	W	Wyoming	5-0	NCAA Regionals	Mayfair Park
5/27/82	W	Oklahoma State	2-1	Women's College World Series	Omaha, Neb.
5/29/82	W	Western Michigan	1-0	Women's College World Series	Omaha, Neb.
5/29/82	W	Arizona State	1-0	Women's College World Series	Omaha, Neb.
5/30/82	W	Cal State Fullerton	1-0	Women's College World Series	Omaha, Neb.
5/31/82	W	Fresno State	2-0	Women's College World Series	Omaha, Neb.

THE LAST TIME UCLA ...

Won 10+ consecutive games:	15 games, April 2-26, 2026
Won 15+ consecutive games:	15 games, April 2-26, 2026
Won 20+ consecutive games:	22 games, Feb. 15-March 29, 2026
Won 25+ consecutive games:	25 games, March 25-May 12, 2023
Won 26+ consecutive games:	35 games, Feb. 3-March 30, 2001
Won 10+ consecutive conf. games (excl. tourn.):	20 games, March 25, 2023-March 10, 2024
Won 15+ consecutive conf. games (excl. tourn.):	20 games, March 25, 2023-March 10, 2024
Won 10+ consecutive home games:	20 games, May 16, 2025-April 18, 2026
Won 15+ consecutive home games:	20 games, May 16, 2025-April 18, 2026
Won 20+ consecutive home games:	20 games, May 16, 2025-April 18, 2026
Won 25+ consecutive home games:	25 games, March 3, 2020-April 23, 2021
Won 10+ consecutive road games:	12 games, March 25-May 1, 2023
Won 15+ consecutive road games:	22 games, March 29, 2018-April 20, 2019
Won 20+ consecutive road games:	22 games, March 29, 2018-April 20, 2019
Had a true walk-off win:	W, 12-11 vs. California Baptist (5/15/26)
Scored 10+ runs in a game:	14 vs. No. 23 UCF (5/23/26)
Scored 15+ runs in a game:	15 vs. South Carolina (5/17/26)
Scored 20+ runs in a game:	27 at Long Beach State (4/15/26)
Scored 10+ runs in consecutive games:	7 games, April 7-18, 2026
Scored 10+ runs in 3+ consecutive games:	7 games, April 7-18, 2026
Scored 10+ runs in 4+ consecutive games:	7 games, April 7-18, 2026
Scored 10+ runs in 5+ consecutive games:	7 games, April 7-18, 2026
Allowed 10+ runs in a game:	11 vs. California Baptist (5/15/26)
Allowed 15+ runs in a game:	16 vs. No. 8 Texas (2/10/24)
Scored 5+ runs in an inning:	5 vs. No. 23 UCF (Top 7th, 5/23/26)
Scored 6+ runs in an inning:	6 vs. No. 23 UCF (Bottom 5th, 5/22/26)
Scored 7+ runs in an inning:	9 vs. South Carolina (Top 6th, 5/17/26)
Scored 8+ runs in an inning:	9 vs. South Carolina (Top 6th, 5/17/26)
Scored 9+ runs in an inning:	9 vs. South Carolina (Top 6th, 5/17/26)
Scored 10+ runs in an inning:	12 at Long Beach State (Top 7th, 4/15/26)
Scored 15+ runs in an inning:	18 vs. Auburn (Bottom 3rd, 2/19/26)
Allowed 8+ runs in an inning:	10 vs. California Baptist (Top 5th, 5/15/26)
Shut out an opponent:	W, 18-0 at Illinois (4/12/26)
Shut out an opponent on the road:	W, 18-0 at Illinois (4/12/26)
Shut out consecutive opponents:	2 games, Feb. 7-8, 2026
Shut out 3+ consecutive opponents:	4 games, March 8-14, 2025
Shut out 4+ consecutive opponents:	4 games, Feb. 7-8, 2025
Shut out 5+ consecutive opponents:	5 games, March 8-12, 2006
Shut out 6+ consecutive opponents:	9 games, Feb. 21-March 1, 2003
Shut out a ranked opponent (NFCA):	W, 8-0 vs. No. 12 LSU (2/16/26)
Shut out a ranked opponent at home (NFCA):	W, 7-0 vs. No. 21 Ohio State (4/5/25)
Shut out a ranked opponent on the road (NFCA):	W, 5-0 at No. 14 South Carolina (5/26/25)
Was shut out:	L, 11-0 vs. No. 3 Tennessee (2/14/26)
Was shut out at home:	L, 8-0 vs. Northwestern (5/2/25)
Was shut out in consecutive games:	April 9-10, 2022 at Stanford
Swept a three-game conference series:	April 24-26, 2026 at No. 25 Washington
Swept a three-game conference series on the road:	April 24-26, 2026 at No. 25 Washington
Swept back-to-back three-game conference series:	3 series, April 3-26, Indiana, Illinois & Washington
Swept three straight three-game conference series:	3 series, April 3-26, Indiana, Illinois & Washington
Swept four straight three-game conference series:	5 series, March 31-April 30, 2023
Swept five straight three-game conference series:	5 series, March 31-April 30, 2023
Was swept in a three-game conference series:	March 17-19, 2017 vs. No. 20 Utah
Was swept in a three-game conference home series:	March 17-19, 2017 vs. No. 20 Utah
Was swept in a three-game conference road series:	April 27-29, 2012 at No. 1 California
Hit back-to-back home runs:	Aleena Garcia and Bri Alejandre vs. No. 23 UCF (5/23/26)
Hit back-to-back homers twice in same game:	Grant, Woolery and Bragg / Bragg, Ramirez and Garcia at Illinois (4/10/26)
Hit back-to-back-to-back homers:	Grant, Woolery and Bragg / Bragg, Ramirez and Garcia at Illinois (4/10/26)
Hit back-to-back-to-back homers twice in same game:	Grant, Woolery and Bragg / Bragg, Ramirez and Garcia at Illinois (4/10/26)
Hit 3+ home runs in an inning:	3 vs. Penn State (Bottom 1st, 5/7/26)
Hit 4+ home runs in an inning:	6 at Illinois (Top 7th, 4/10/26)
Hit 5+ home runs in an inning:	6 at Illinois (Top 7th, 4/10/26)
Hit 6 home runs in an inning:	6 at Illinois (Top 7th, 4/10/26)
Hit 4+ home runs in a game:	4 vs. No. 23 UCF (5/23/26)
Hit 5+ home runs in a game:	5 vs. No. 11 Oregon (5/2/26)
Hit 6+ home runs in a game:	6 vs. California (4/18/26)
Hit 7+ home runs in a game:	8 at Illinois (4/10/26)
Hit 8 home runs in a game:	8 at Illinois (4/10/26)
Hit 2+ grand slams in a game:	3, J. Woolery, K. Bragg and B. Alejandre at Long Beach State (4/15/26)
Hit 3 grand slams in a game:	3, J. Woolery, K. Bragg and B. Alejandre at Long Beach State (4/15/26)
Had four players record 3+ hits in a game:	4 players vs. Auburn (2/19/26)
Had six players record 3+ runs in a game:	6 players at Long Beach State (4/15/26)
Had two players record 5+ RBIs in a game:	2 players at Rutgers (3/23/26)
Recorded 15+ hits in a game:	15 vs. Wisconsin (5/8/26)
Recorded 20+ hits in a game:	21 at Stanford (4/28/17)
Record 10+ hits in 5+ consecutive games:	8 games, April 10-24, 2026
Recorded 10+ hits 6+ consecutive games:	8 games, April 10-24, 2026
Recorded 10+ hits 7+ consecutive games:	8 games, April 10-24, 2026
Hit through the order in an inning:	Top 7th vs. No. 23 UCF (5/23/26)
Hit through the order twice in an inning:	Top 7th at Illinois (4/10/26)
Hit through the order in an inning twice in the same game:	1st & 4th innings vs. Wisconsin (5/8/26)
Stole 4+ bases in a game:	8 vs. Loyola Marymount (5/5/23)
Stole 5+ bases in a game:	6 vs. Saint Mary's (3/4/19)
Stole 6+ bases in a game:	6 vs. Saint Mary's (3/4/19)
Stole 7+ bases in a game:	8 vs. Hampton (2/7/14)
Stole 10 bases in a game:	10 vs. Canisius (5/18/00)
Drew 7+ walks in a game:	8 vs. No. 23 UCF (5/23/26)
Drew 8+ walks in a game:	8 vs. No. 23 UCF (5/23/26)

Drew 10+ walks in a game:	16 at Long Beach State (4/15/26)
Drew 15+ walks in a game:	16 at Long Beach State (4/15/26)
Defeated a No. 1-ranked opponent (NFCA):	W, 7-3 vs. No. 1 Oklahoma (6/6/22)
Defeated a ranked opponent at home (NFCA):	W, 14-4 vs. No. 23 UCF (5/23/26)
Defeated a ranked opponent on the road (NFCA):	W, 9-1 (5 inn.) at No. 25 Washington (4/26/26)
Lost to a ranked opponent at home (NFCA):	L, 13-11 vs. No. 11 Oregon (5/2/26)
Lost to ranked opponent on the road (NFCA):	L, 8-4 at No. 9 Nebraska (3/29/26)
Won 3+ consecutive run-rule games:	7 games, March 11-29, 2026
Won 4+ consecutive run-rule games:	7 games, March 11-29, 2026
Won 5+ consecutive run-rule games:	7 games, March 11-29, 2026
Won 6+ consecutive run-rule games:	7 games, March 11-29, 2026
Was run-ruled:	L, 11-0 (5 inn.) vs. No. 3 Tennessee (2/14/26)
Lost consecutive run-rule games:	2 games, Feb. 10-11, 2024
Lost 3+ consecutive run-rule games:	Never happened
Won an extra-inning game:	W, 4-3 (8 inn.) at Michigan (4/27/25)
Lost an extra-inning game:	L, 3-4 (8 inn.) vs. Oklahoma State (2/13/26)
Was no-hit:	L, 6-0 vs. No. 3 Alabama (6/4/21)
Was held to one hit:	L, 11-0 vs. No. 3 Tennessee (2/14/26)
Was perfect-gamed:	L, 6-0 vs. No. 3 Alabama (6/4/21)
Turned three double plays in a game:	3, at No. 4 Oregon (5/28/16)
Overcame a 4-run deficit and won:	4 runs, vs. California Baptist (5/15/26)
Overcame a 5-run deficit and won:	7 runs, vs. No. 19 Arizona (4/28/24)
Overcame a 6-run deficit and won:	7 runs, vs. No. 19 Arizona (4/28/24)
Overcame a 7-run deficit and won:	7 runs, vs. No. 19 Arizona (4/28/24)
Overcame an 8-run deficit and won:	Never happened
Overcame a 4-run deficit in the 7th and won:	4 runs, vs. No. 13 South Carolina (2/21/26)
Overcame a 5-run deficit in the 7th and won:	5 runs, vs. Arizona State (5/1/16)
THE LAST TIME A BRUIN HITTER ...	
Had a 10-game hitting streak (single season):	17, Rylee Slimp (April 4-May 8, 2026)
Had a 15-game hitting streak (single season):	17, Rylee Slimp (April 4-May 8, 2026)
Had a 20-game hitting streak (single season):	21, Bubba Nickles (March 31-May 19, 2019)
Had a 25-game hitting streak (single season):	29, Natasha Watley (2002)
Had a 30-game hitting streak (single season):	30, Natasha Watley (2001)
Recorded 4+ hits in a game:	4, Alexis Ramirez vs. No. 23 UCF (5/23/26)
Recorded 5+ hits in a game:	5, Delaney Spaulding at No. 22 Arizona State (5/12/17)
Recorded 3 hits in an inning:	Jordan Woolery vs. Auburn (Bottom 3rd, 2/19/26)
Recorded 3 extra-base hits in an inning:	Jordan Woolery (HR, 2 2B) vs. Auburn (Bottom 3rd, 2/19/26)
Had 3 at-bats in an inning:	Soo-Jin Berry at Illinois (Top 7th, 4/10/26)
Recorded 5+ RBI in a game:	7, Aleena Garcia vs. No. 23 UCF (5/23/26)
Recorded 6+ RBI in a game:	7, Aleena Garcia vs. No. 23 UCF (5/23/26)
Recorded 7+ RBI in a game:	7, Aleena Garcia vs. No. 23 UCF (5/23/26)
Recorded 8 RBI in a game:	8, Sofia Mujica vs. Weber State (3/1/25)
Scored 3+ runs in a game:	3, Aleena Garcia vs. No. 23 UCF (5/23/26)
Scored 4+ runs in a game:	3 players, at Long Beach State (4/15/26)
Scored 5 runs in a game:	Rylee Slimp at Long Beach State (4/15/26)
Hit 2+ home runs in a game:	2, Aleena Garcia vs. No. 23 UCF (5/23/26)
Hit 2 home runs in same inning:	Kaniya Bragg at Illinois (Top 7th, 4/10/26)
Two players hit 2+ home runs in same game:	2, Bri Alejandre & Megan Grant at No. 25 Washington (4/24/26)
Hit 3 home runs in a game:	Megan Grant vs. UC Riverside (2/8/26)
Hit 4 home runs in a day (over two games):	Jordan Woolery vs. California (DH) (4/18/26)
Hit a grand slam:	Megan Grant vs. South Carolina (5/17/26)
Hit a pinch-hit grand slam:	Sofia Mujica at Maryland (3/30/25)
Hit grand slams in back-to-back games:	Megan Grant (4/8/25-4/11/25)
Hit an inside-the-park home run:	Briana Perez vs. Robert Morris (3/8/19)
Hit a lead-off home run:	Rylee Slimp vs. California (4/18/26)
Hit a pinch-hit home run:	Soo-Jin Berry at Long Beach State (4/15/26)
Recorded 2+ doubles in a game:	2, Alexis Ramirez vs. South Carolina (5/17/26)
Recorded 3+ doubles in a game:	3, Jordan Woolery vs. Wisconsin (3/8/26)
Recorded 2 doubles in the same inning:	Bottom 3rd, Jordan Woolery vs. Auburn (2/19/26)
Bunted for a double:	Savannah Pola vs. No. 21 Ohio State (4/4/25)
Hit for the cycle:	Never happened
Was a leg shy of the cycle:	Alexis Ramirez (missing triple) vs. No. 23 UCF (5/23/26)
Drew 3+ walks in a game:	3, Megan Grant vs. No. 23 UCF (5/23/26)
Drew 4+ walks in a game:	4, Megan Grant vs. South Carolina (5/17/26)
Stole 3+ bases in a game:	3, Kelli Godin vs. Saint Mary's (3/24/19)
Homered in three straight games:	3 games, Megan Grant (May 7-9, 2026)
Homered in four straight games:	4 games, Jordan Woolery (April 14-18, 2026)
Homered in five straight games:	5 games, Aleena Garcia (April 7-14, 2026)
^ True walk-off homer:	Jessica Clements vs. No. 6 Oregon (5/29/25)
^ True walk-off homer vs. a ranked opponent (NFCA):	Jessica Clements vs. No. 6 Oregon (5/29/25)
^ True walk-off hit:	Aleena Garcia vs. No. 13 South Carolina (2/21/26)
^ True walk-off hit vs. a ranked opponent (NFCA):	Jessica Clements vs. No. 6 Oregon (5/29/25)
THE LAST TIME A BRUIN PITCHER ...	
Struck out 10+ batters:	11, Taylor Tinsley vs. No. 23 UCF (5/23/26)
Struck out 15+ batters:	15, Taylor Tinsley at No. 5 Stanford (4/19/24)
Struck out 20+ batters:	23, Anjelica Selden vs. Mississippi (13-2 innings, 3/4/05)
CG SHO vs. a ranked opponent (NFCA):	6.0, Taylor Tinsley vs. No. 12 LSU (2/15/26)
7.0+ inning CG SHO:	7.0, Taylor Tinsley vs. Indiana (4/5/26)
7.0+ inning CG SHO vs. a ranked opponent (NFCA):	7.0, Taylor Tinsley vs. No. 21 Ohio State (4/5/25)
Threw a no-hitter:	Jada Cecil vs. Long Beach State (4/22/25)
Seven-inning no-hitter:	Taylor Tinsley at San Diego State (3/8/25)
Seven-inning no-hitter vs. a ranked opponent (NFCA):	Holly Azevedo vs. No. 9 Arizona (3/20/22)
Threw a perfect game:	Megan Faraimo vs. CSU Bakersfield (3/11/22)
Threw a perfect game vs. a ranked opponent (NFCA):	Never happened
7.0-inning perfect game:	Heather Compton vs. Central Michigan (5/17/91)
Combined perfect game/no-hitter:	8 vs. No. 23 UCF (5/23/26)

SINGLE-GAME HIGHS

TEAM HIGHS

BATTING

At bats:	40 at Illinois (April 10)
Runs scored:	27 at Long Beach State (April 15)
Hits:	18 at Long Beach State (April 15)
	18 at Illinois (April 12)
	18 at Rutgers (March 21)
RBIs:	23 at Long Beach State (April 15)
	23 vs. Auburn (Feb. 19)
Doubles:	5 (four times)
Triples:	1 (nine times)
Home runs:	8 at Illinois (April 10)
	8 at Rutgers (March 21)
	8 vs. UC Riverside (Feb. 8)
Total bases:	45 at Illinois (April 10)
Walks:	16 at Long Beach State (April 15)
Strikeouts:	10 at Cal State Fullerton (April 7)
Sac hits:	1 (six times)
Sac flies:	3 vs. Michigan State (March 15)
	3 vs. Seattle U (Feb. 28)
Stolen bases:	3 vs. Seattle U (Feb. 28)
Hit-by-pitches:	6 vs. Seattle U (Feb. 28)
Caught stealing:	1 (three times)
Runners LOB:	14 vs. Seattle U (Feb. 28)
Hit into DP:	2 vs. Oregon (May 2)
	2 vs. California (April 18)
	2 vs. Indiana (April 4)

FIELDING

Putouts:	22 vs. Oklahoma State (Feb. 13)
Assists:	14 vs. California Baptist (April 14)
Errors:	4 at Cal State Fullerton (April 7)
Passed balls:	1 vs. UCF (May 22)
	1 vs. Seattle U (Feb. 28)
Double plays turned:	2 vs. Oregon State (March 1)
	2 vs. Fresno State (Feb. 21)

PITCHING

Innings pitched:	7.1 vs. Oklahoma State (Feb. 13)
Runs allowed:	13 vs. Oregon (May 2)
Earned runs allowed:	12 vs. Florida (Feb. 27)
Walks allowed:	12 at Rutgers (March 23)
Strikeouts:	11 vs. UCF (May 23)
Hits allowed:	21 vs. Florida (Feb. 28)
Doubles allowed:	4 vs. Duke (Feb. 20)
	4 vs. Florida State (Feb. 14)
Triples allowed:	1 (eight times)
Homers allowed:	4 vs. Oregon (May 1)
	4 at Nebraska (March 29)
	4 vs. Tennessee (Feb. 14)
Wild pitches:	2 vs. BYU (Feb. 28)
	2 vs. Florida State (Feb. 14)
Hit batters:	4 vs. Michigan State (March 14)

INDIVIDUAL HIGHS

BATTING

At bats:	6 (four times)
Runs scored:	5, Rylee Slimp at Long Beach State (April 15)
Hits:	4, Alexis Ramirez vs. UCF (May 23)
	4, Jordan Woolery vs. California (April 18)
	4, Kaniya Bragg at Long Beach State (April 15)
	4, Rylee Slimp at Illinois (April 10)
	4, Rylee Slimp vs. Indiana (April 3)
	4, Kaniya Bragg at Rutgers (March 21)
	4, Jordan Woolery vs. Wisconsin (March 8)
	4, Jordan Woolery vs. Wisconsin (March 6)
RBIs:	7, Aleena Garcia vs. UCF (May 23)
	7, Jordan Woolery vs. California (April 18)
	7, Bri Alejandre at Rutgers (March 23)
	7, Jolyna Lamar vs. East Texas A&M (Feb. 27)
	7, Ramsey Suarez vs. Auburn (Feb. 19)
Doubles:	3, Jordan Woolery vs. Wisconsin (March 8)
Triples:	1 (nine times)
Home runs:	3, Megan Grant vs. UC Riverside (Feb. 8)
Total bases:	12, Megan Grant vs. UC Riverside (Feb. 8)
Walks:	4, Megan Grant at Long Beach State (April 15)
	4, Megan Grant vs. BYU (Feb. 28)
	4, Bri Alejandre vs. Florida (Feb. 27)
Strikeouts:	3, Jolyna Lamar vs. Missouri (Feb. 13)
Sac hits:	1 (six times)
Sac flies:	1 (26 times)
Stolen bases:	1 (15 times)
Hit-by-pitches:	3, Rylee Slimp vs. Texas A&M (Feb. 22)
Caught stealing:	1 (three times)
Runners LOB:	6, Bri Alejandre vs. California (April 18)
	6, Aleena Garcia vs. Hawai'i (April 2)
	6, Rylee Slimp vs. Wisconsin (March 8)

FIELDING

Putouts:	15, Jordan Woolery vs. California Baptist (April 14)
Assists:	6, Aleena Garcia vs. California Baptist (May 15)
	6, Aleena Garcia vs. California Baptist (April 14)
Errors:	2, Aleena Garcia at Cal State Fullerton (April 7)
Passed balls:	1, Alexis Ramirez vs. UCF (May 22)
	1, Alexis Ramirez vs. Seattle U (Feb. 28)

PITCHING

Innings pitched:	7.1, Taylor Tinsley vs. Oklahoma State (Feb. 13)
Runs allowed:	10, Taylor Tinsley vs. California Baptist (May 15)
	10, Taylor Tinsley vs. Oregon (May 2)
	10, Natalie Cable vs. Seattle U (Feb. 28)
Earned runs allowed:	9, Taylor Tinsley vs. California Baptist (May 15)
	9, Natalie Cable vs. Seattle U (Feb. 28)
Walks allowed:	7, Taylor Tinsley at Nebraska (March 27)
Strikeouts:	11, Taylor Tinsley vs. UCF (May 23)
Hits allowed:	13, Taylor Tinsley vs. Oregon (May 1)
Doubles allowed:	4, Taylor Tinsley vs. Duke (Feb. 20)
Triples allowed:	1 (eight times)
Homers allowed:	4, Taylor Tinsley vs. Oregon (May 1)
Wild pitches:	2, Sydney Somerndike vs. BYU (Feb. 28)
	2, Natalie Cable vs. Florida State (Feb. 14)
Hit batters:	3, Natalie Cable vs. Indiana (April 4)
	3, Natalie Cable vs. Michigan State (March 14)

HEAD COACH KELLY INOUE-PEREZ



**THE SHELLY CARLIN
UCLA HEAD SOFTBALL COACH
KELLY INOUE-PEREZ**

Hometown Los Angeles, Calif.
Alma Mater UCLA, 1993
High School Gahr High School
Family Husband, Gerardo
..... Son, Mikey
..... Daughter, Kylie

YEARS AT UCLA

Head Coach (2007-Pres.)925-230-1 (.800)
Assistant Coach (1994-2006).....617-150-1 (.804)
Player (1989-1993)270-25 (.915)
Total (38 seasons)1,812-405-2 (.816)
Postseason Head Coaching Record:97-37 (.724)

CAREER ACCOLADES

- UCLA Athletic Hall of Famer (Class of 2022)
- 8-time NCAA Champion
 2x as head coach, 3x as assistant coach, 3x as player
- 12 Women's College World Series appearances
- 5-time Pac-10/12 Regular-Season Champion
- 2-time NFCA National Coaching Staff of the Year ('10, '19)
- 8-time NFCA Regional Coaching Staff of the Year
- 4-time Pac-10/12 Coach of the Year ('09, '21, '23, '24)
- 2-time Honda Cup winner Rachel Garcia
- 3-time USA Softball Player of the Year Rachel Garcia
- Produced 50 NFCA All-America awards (24 First Team)
- Produced 102 NFCA All-Region awards (67 First Team)
- Produced 9 Conference Player of the Year awards
- Produced 3 Pac-12 Pitcher of the Year awards
- Produced 6 Pac-12 Freshman of the Year awards
- Produced 104 All-Conference Team accolades (75 First Team)
 (excl. Honorable Mention, All-Freshman and All-Defensive Teams)
- Produced 4 Olympians (Garcia, Nickles, Spaulding, Carda)

COACH I VS. BIG TEN

School	Record	School	Record
Illinois	6-1 (3-0 B1G)	Northwestern	11-4 (1-2 B1G)
Indiana	6-0 (3-0 B1G)	Ohio State	5-1 (2-0 B1G)
Iowa	3-1 (1-1 B1G)	Oregon	41-23 (2-4 B1G)
Maryland	9-0 (3-0 B1G)	Penn State	1-0
Michigan	8-7 (3-0 B1G)	Purdue	4-1 (3-0 B1G)
Michigan State	6-0	Rutgers	5-0 (3-0 B1G)
Minnesota	4-0	Washington	40-20 (6-0 B1G)
Nebraska	9-3 (0-2 B1G)	Wisconsin	7-0 (3-0 B1G)
TOTAL			166-61 (37-9 B1G)

UCLA Athletic Hall of Famer Kelly Inoue-Perez enters her 20th season as The Shelly Carlin UCLA Head Softball Coach in 2026. She owns an overall record of 873-222-1 (.797) since taking over on Jan. 1, 2007. Inoue-Perez, who is the only person to have won an NCAA Softball Championship as both a player and coach, led the Bruins to their 12th and 13th national titles as head coach in 2010 and 2019.

Including her 13 years as an assistant coach (1994-06) and five years as a player (1989-93), this marks Inoue-Perez's 38th consecutive season in Westwood.

Eleven times, most recently in 2025, the Bruins have reached the Women's College World Series under Inoue-Perez, including a stretch of seven straight appearances from 2015 to 2022. UCLA has made the NCAA Tournament in all 18 possible seasons under Inoue-Perez and holds a 92-37 record (.713) in the postseason, including a 21-18 mark in the WCWS. Inoue-Perez claimed her fifth Pac-10/12 Conference regular season title and first Pac-12 Tournament championship in UCLA's final year as a member of the league in 2024. Her five Pac-10/12 regular season titles rank third-most in conference history behind Arizona's Mike Candrea (10) and Enquist (7). Inoue-Perez closed her time in the Pac-12 leading active head coaches with 276 conference victories and ranking second with 818 overall victories.

Entering 2026, Inoue-Perez ranks second among active NCAA softball head coaches and seventh all-time with a .797 winning percentage. In addition, UCLA has been ranked in the National Fastpitch Coaches Association (NFCA) Poll for all 295 weeks with Inoue-Perez at the helm, including 20 weeks at No. 1.

Numerous Bruins have garnered national, regional and conference recognition over Inoue-Perez's 19 seasons as head coach. Rachel Garcia was a three-time winner of the Honda Sport Award (2021, 2019, 2018) and softball's first two-time winner of the Honda Cup (2021, 2019), which is given to the best female athlete across all collegiate sports. Garcia was also a two-time winner of the prestigious USA Softball Collegiate Player of the Year award and earned NFCA National Player of the Year in 2018. Inoue-Perez has directed 28 NFCA All-Americans to 50 total citations, including 14 players to 24 First Team plaudits. The Bruins have earned at least one NFCA All-America honor in all 18 possible seasons with Inoue-Perez as head coach. Additionally, Inoue-Perez has coached 46 players to 102 total NFCA All-Region honors.

Four UCLA student-athletes hauled in eight Pac-10/12 Player of the Year awards after Inoue-Perez took the reins of the program. Garcia became one of five players in conference history to win the Pac-10/12 Player of the Year trophy three times (2021, 2019, 2018). Two of Inoue-Perez's players – Maya Brady (2024, 2023) and Ally Carda (2015, 2014) – repeated as Pac-12 Player of the Year. UCLA totaled three Pac-12 Pitcher of the Year awards with Garcia winning the honor in 2019 and Megan Faraimo becoming the first Bruin to secure the award in back-to-back seasons in 2022 and 2023. UCLA won seven Pac-12 Freshman of the Year awards under Inoue-Perez, and took home the award in five of the school's last seven full seasons in the conference. Briana Perez became the first Bruin to win Pac-12 Defensive Player of the Year in 2022.

Forty-three players have collected a total of 96 all-conference selections in the Inoue-Perez era, and 35 of those athletes have received 70 first team accolades (excl. honorable mention). Four of her players are four-time all-conference first team recipients: Garcia, Faraimo, Perez and Stephany LaRosa.

Four players who have competed in the Inoue-Perez era of UCLA softball have gone on to represent Team USA in the Olympics. Carda, Garcia, Bubba Nickles and Delaney Spaulding all donned the Red, White and Blue at the 2020 Tokyo Summer Olympics and brought home the silver medal.

Inoue-Perez and her staff have been consistently recognized for their efforts on and off the field. For the eighth time, Inoue-Perez's staff was awarded NFCA West Region Coaching Staff of the Year in 2025 after returning to the WCWS stage for a second straight season. UCLA has received the NFCA National CSOY honor twice under Inoue-Perez in 2010 and 2019. Inoue-Perez was an assistant coach on the 2000 and 2004 staffs under Enquist that won the NFCA West Region CSOY award. In 2024, Inoue-Perez was awarded Pac-12 Coach of the Year for the fourth time in her career, which is tied for second-most in the history of the flagship softball conference.

Inoue-Perez became the 20th member of the UCLA softball program to be enshrined in the UCLA Athletic Hall of Fame in 2022.

NCAA WINNINGEST COACHES OF ALL-TIME (entering 2026)

Div. 1 Active Coaches, By %

Rank	Name	Record
1.	Patty Gasso, Oklahoma	.812
2.	Kelly Inoue-Perez, UCLA	.797
4.	Mike White, Texas	.786
3.	Tim Walton, Florida	.783
5.	Gerry Glasco, Texas Tech	.776
6.	Patrick Murphy, Alabama	.763
7.	Kirin Kumar, Ohio State	.756
8.	Karen Weekly, Tennessee	.749
9.	Pete D'Amour, Virginia Tech	.739
10.	Shanon Hays, Grand Canyon	.738

Div. 1 All-Time, By %

Rank	Name	Record
1.	Sue Enquist, UCLA	.835
2.	Sharron Backus, UCLA	.831
3.	Patty Gasso, Oklahoma (active)	.812
4.	Stefni Lotief, Louisiana	.806
5.	Michael Lotief, Louisiana	.804
6.	Clint Meyers, Arizona State/Auburn	.803
7.	Kelly Inoue-Perez, UCLA (active)	.797
8.	Mike Candrea, Arizona	.793
9.	Mike White, Oregon/Texas (active)	.786
10.	Tim Walton, Wichita State/Florida (active)	.783

KELLY INOUE-PEREZ'S HEAD COACHING RECORD

Year	Record	Pct.	Conf. Record	Pct.	Finish	Conf. Tourney	Postseason
2007	37-18	.673	12-9 (Pac-10)	.571	t-3rd	–	1-2 (t-17th - Regionals)
2008	51-9	.850	17-4 (Pac-10)	.810	2nd	–	6-2 (t-5th - WCWS)
2009	45-11	.804	16-5 (Pac-10)	.762	1st	–	4-2 (t-9th - Super Regionals)
2010	50-11	.820	14-7 (Pac-10)	.667	2nd	–	10-0 (1st - National Champions)
2011	36-19	.655	9-12 (Pac-10)	.429	t-6th	–	3-2 (t-17th - Regionals)
2012	36-20	.643	12-12 (Pac-12)	.500	t-4th	–	0-2 (t-17th - Regionals)
2013	40-20	.667	10-14 (Pac-12)	.417	t-5th	–	3-2 (t-17th - Regionals)
2014	52-8	.867	19-5 (Pac-12)	.792	2nd	–	4-2 (t-9th - Super Regionals)
2015	51-12	.810	19-5 (Pac-12)	.792	2nd	–	6-2 (t-5th - WCWS)
2016	40-16-1	.711	16-5-1 (Pac-12)	.727	2nd	–	5-3 (t-7th - WCWS)
2017	48-15	.762	16-8 (Pac-12)	.667	t-3rd	–	6-2 (t-5th - WCWS)
2018	58-7	.892	20-4 (Pac-12)	.833	2nd	–	8-3 (t-3rd - WCWS)
2019	56-6	.903	20-4 (Pac-12)	.833	t-1st	–	10-1 (1st - National Champions)
2020	25-1	.962	–	–	–	–	season canceled due to COVID-19
2021	47-7	.870	19-2 (Pac-12)	.905	1st	–	6-3 (t-3rd - WCWS)
2022	51-10	.836	19-5 (Pac-12)	.792	2nd	–	8-2 (t-3rd - WCWS)
2023	52-7	.881	21-3 (Pac-12)	.875	1st	2nd	0-2 (t-17th - Regionals)
2024	43-12	.782	17-4 (Pac-12)	.810	1st	1st	6-2 (t-5th - WCWS)
2025	55-13	.808	17-5 (Big Ten)	.773	2nd	2nd	6-3 (t-5th - WCWS)
TOTALS	873-222-1	.797	293-113-1	.720			18 NCAA Tournament Appearances, 13 Super Regionals, 11 WCWS Appearances, 2 NCAA Championships

COACHING STAFF

UCLA's HALL-OF-FAME COACHING STAFF

UCLA softball's coaching core has remained intact since the inception of the program in 1975. The nexus of the Bruin coaching tree includes Sharron Backus, Sue Enquist, Kelly Inouye-Perez, Lisa Fernandez and Kirk Walker. Both Backus and Enquist are inducted into the NFCA and International Women's Sports Hall of Fames. Walker will be inducted into the NFCA Hall of Fame in 2026.

With Enquist, Inouye-Perez and Fernandez all playing under Backus, and Walker getting his start as a freshman student manager under Backus in 1984, all five coaches are inextricably connected to the program's beginning. This is one of the many reasons for UCLA's renown strength in culture and alumni network.



LISA FERNANDEZ
Associate Head Coach, 28th Season
Alma Mater: UCLA '95

- One of the greatest figures in softball history, Fernandez begins her 28th season on the UCLA coaching staff and fourth season as associate head coach (1997-99; 2007-Pres.).
- In her previous 27 years on staff, UCLA has claimed five NCAA Championships in 1999, '03, '04, '10 and '19, made 13 Women's College World Series appearances, won seven Pac-10/12 Conference regular-season titles and one Pac-12 Tournament championship.

- She is the winningest assistant coach in UCLA softball history with a 1,267-272-2 (.822) record entering the 2026 season.
- Beginning in 2024, Fernandez's on-field responsibilities have shifted to the Bruins' hitters and infielders.
- In 2025, three of Fernandez's hitters received NFCA All-America acclaim with Megan Grant and Jordan Woolery both earning First Team accolades and Savannah Pola being named Third Team.
- With the help of Fernandez, UCLA produced one of its top statistical offensive seasons in 2025. UCLA ranked top-10 nationally in runs scored (485), home runs (101), slugging percentage (.591) and walks (253). UCLA's 101 homers marked just the second time in program history that it eclipsed the century mark in a single season (2010). Additionally, the Bruins' 485 runs scored were second most in UCLA annals (2015). UCLA also set a new single-season program record with 28 mercy-rule victories, breaking the record its 40th game into the season to surpass the previous best mark of 21 set twice in 2010 and 2015.
- Honored on the NFCA National CSOY three times in 2004, '10 and '19 and NFCA Regional CSOY nine times.
- In her first season as general manager, she led the Talons to the first-ever Athletes Unlimited Softball League (AUSL) title in Summer 2025. She begins her second season with the Talons, who are now based in Salt Lake City.
- Prior to 2024, Fernandez's primary coaching responsibility was in the Bruins' bullpen where she coached 10 UCLA hurlers to 21 NFCA All-America awards. UCLA finished top 10 nationally and top two in the Pac-12 in earned run average in each of her final five seasons as pitching coach from 2019-23. Under her tutelage, Rachel Garcia won two Honda Cups, three Honda Sport Awards and two USA Softball Collegiate Player of the Year awards.
- A three-time Olympic gold medalist having helped Team USA to victories as the winning pitcher in the 1996, 2000 and 2004 Olympic gold medal games. Overall, she achieved a 7-2 record throughout her Olympic career, allowing only 20 hits, seven walks and six runs (four earned) while striking out 93 over 74.2 innings.
- A two-time NCAA Champion in 1990 and 1992 and the first four-time NFCA First Team All-American in school history while starring for UCLA from 1990-93.
- The first softball student-athlete to win the Honda-Broderick Cup in 1993.
- Inducted into the UCLA Athletic, U.S. Olympic and National Softball Halls of Fame.

LISA FERNANDEZ UCLA CAREER PITCHING STATS

YEAR	ERA	W-L	APP	GS	CG	SH	SV	IP	H	R	ER	BB	SO
1990	0.25	11-1	15	12	12	8	0	83.0	33	6	3	10	51
1991	0.25	20-3	26	24	23	16	1	165.2	68	9	6	22	165
1992	0.14	29-0	30	27	27	22	0	196.1	77	7	4	25	220
1993	0.25	33-3	36	33	33	28	0	249.2	80	10	9	46	348
TOTAL	0.22	93-7	107	96	95	74	1	694.2	258	32	22	103	784



MYSHA SATARAKA
Assistant Coach, 1st Season
Alma Mater: UCLA '16

- Enters her first season as an assistant coach at her alma mater and ninth total year of coaching in 2026.
- Returns to Westwood after spending the last three seasons as an assistant coach at Penn State where she worked primarily with the Nittany Lions' offense. She helped lead the Nittany Lions to an NCAA Tournament appearance in 2024, three berths into the Big Ten Tournament and back-to-back 30-win seasons in 2023 and 2024.

- In 2025, Sataraka helped Penn State produce its most powerful offensive campaign in program history. The Nittany Lions set single-season program records in home runs (74), runs scored (341), batting average (.329) and total bases (770).
- After her UCLA playing career, Sataraka spent four years as an assistant coach for CSUN from 2017-20 before joining LMU as an assistant coach in November 2020. Sataraka helped LMU to a West Coast Conference Championship under head coach and former UCLA softball great Tairia Flowers in 2022.
- Was UCLA's starting third baseman all four seasons from 2013-16 and helped the Bruins to back-to-back Women's College World Series appearances as a junior and senior.
- As a senior, hit for a .380 batting average (52-for-137) while posting 15 home runs and 59 RBIs, earning her NFCA Second Team All-America honors. Sataraka was selected to the All-WCWS Team after homering in each of UCLA's two games in Oklahoma City
- Concluded her UCLA career with a .337 batting average (178-for-528), 47 home runs and 176 RBIs. She is still ranked in the top 10 of three categories in UCLA's record book: walks (2nd - 144), on-base percentage (9th - .476) and slugging percentage (10th - .670). Sataraka was also a two-time All-Pac-12 First Team honoree in her sophomore and senior seasons.



ROB SCHWEYER
Assistant Coach
3rd Season

- Enters his third season as UCLA's pitching coach in 2026.
- His first Bruin protege to earn NFCA All-America honors came in 2025, with Taylor Tinsley being named a Third Team selection.

- Helped UCLA turn a 3-4 start into a 43-12 finish and return to the WCWS in his first year with the program in 2024.
- 2-time member of the NFCA West Region CSOY ('24 & '25) and Softball America National CSOY ('24).
- Coached the Bruins' young pitching duo of freshman Kaitlyn Terry and Taylor Tinsley in 2024. Both broke out as rising stars in the circle, steering UCLA in its run to the WCWS.
- His pitchers have received three all-conference first team honors and one Pac-12 Freshman of the Year award (Terry, 2024).
- UCLA's 2024 pitching staff ranked second in the Pac-12 with a 2.70 earned run average.
- An active elite competitor in men's professional fastpitch the last 24 years, earning International Softball Congress (ISC) All-World First Team acclaim three times (2000, '01, '10).
- Competed for the Canada Men's Fastpitch National Team from 2000-04.
- Served as the strength and conditioning coach for the Chinese Olympic softball team which placed fifth in the 2008 Beijing Summer Games.
- Attended University of Western Ontario before leaving to play pro hockey in the East Coast Hockey League from 1998-08.

UCLA's SUPPORT STAFF



WILL OLDHAM
Director of Player
Development & Data Analytics
4th Season

- Enters his fourth season on staff and second as a full-time member in 2026, serving as the Director of Player Development and Data Analytics.

- Previously operated as a volunteer in the same position in 2024 and a volunteer assistant coach in 2023.
- Helped the Talons win the inaugural AUSL title as an assistant coach for GM Lisa Fernandez in Summer 2025. He will begin his second season in the upstart league this coming summer.
- 2-time member of the NFCA West Region CSOY ('25 & '24).
- Specializes in scouting and working with the Bruins' hitters.
- Owns a record of 95-19 (.833), two Pac-12 regular season titles, a Pac-12 Tournament championship and one WCWS appearance over his past two seasons.
- Coached softball at the high school level in his home community of Palm Springs. Also coached UCLA softball summer camps before joining the staff.

2026 TV/RADIO ROSTER




00
Sofia Mujica
 SO · C/DP · 5-5 · R/R
 San Diego, Calif.



3
Natalie Cable
 FR · P/UTIL · 5-6 · L/L
 Valrico, Fla.



4
Rylee Pinedo
 R-JR · UTIL · 5-3 · L/R
 Camarillo, Calif.



5
Saydrie Meoño
 FR · UTIL · 5-4 · R/R
 Hacienda Heights, Calif.



7
Jolyna Lamar
 FR · UTIL · 5-6 · R/R
 Cary, N.C.



10
Sydney Somerndike
 R-JR · P · 5-7 · R/R
 Villa Park, Calif.



11
Soo-Jin Berry
 SO · UTIL · 5-9 · L/R
 Pittsburg, Calif.




15
Jordan Woolery
 SR · INF · 5-10 · R/R
 Walnut Creek, Calif.



21
Aleena Garcia
 R-FR · INF · 5-6 · R/R
 Pico Rivera, Calif.



22
Bri Alejandre
 FR · INF · 5-6 · R/R
 Alhambra, Calif.



23
Taylor Tinsley
 SR · P · 5-7 · R/R
 Lawrenceville, Ga.



26
Jazmine Leyva
 FR · UTIL · 5-4 · R/R
 South El Monte, Calif.



28
Alexis Ramirez
 R-JR · C · 5-6 · R/L
 Whittier, Calif.



29
Rylee Slimp
 SO · OF · 5-11 · L/R
 Georgetown, Texas



31
Ramsey Suarez
 R-JR · DP/INF · 5-6 · R/R
 Temecula, Calif.



33
Kaniya Bragg
 FR · INF · 5-7 · R/R
 Garden Grove, Calif.



38
Jaella Ann Mercado
 FR · OF · 5-4 · L/R
 Castro Valley, Calif.



43
Megan Grant
 JR · UTIL · 5-10 · L/R
 San Bruno, Calif.



55
Brynne Nally
 SO · P · 5-9 · R/R
 Garden Grove, Calif.



56
Mia Phillips
 SO · UTIL · 5-4 · R/R
 Hollister, Calif.



99
Mattie Beliveau
 SO · P · 5-6 · R/R
 Riverside, Calif.



Kelly Inouye-Perez
 Head Coach
 20th Season, 33rd Overall
 UCLA '93



Lisa Fernandez
 Associate Head Coach
 28th Season · UCLA '95



Rob Schweyer
 Assistant Coach
 3rd Season



Mysha Sataraka
 Assistant Coach
 1st Season · UCLA '16



Will Oldham
 Director of Player
 Development & Data Analytics
 4th Season

GAME-BY-GAME RESULTS

DATE	OPPONENT	W/L	SCORE	INNINGS	OVERALL	CONFERENCE	PITCHER OF RECORD	ATTENDANCE	TIME
Feb. 6	UC Santa Barbara	W	18-1	5	1-0-0	0-0-0	Tinsley (W 1-0)	1156	2:07
Feb. 6	Northern Colorado	W	10-1	5	2-0-0	0-0-0	Cable (W 1-0)	1156	1:40
Feb. 7	vs. Oregon State	W	12-4	5	3-0-0	0-0-0	Nally (W 1-0)	--	2:01
Feb. 7	vs. Utah	W	11-0	5	4-0-0	0-0-0	Tinsley (W 2-0)	--	1:58
Feb. 8	UC Riverside	W	17-0	5	5-0-0	0-0-0	Somermdike (W 1-0)	516	1:41
Feb. 13	vs. Oklahoma State	L	3-4	8	5-1-0	0-0-0	Tinsley (L 2-1)	5218	2:16
Feb. 13	vs. Missouri	W	6-5	7	6-1-0	0-0-0	Tinsley (W 3-1)	5218	2:31
Feb. 14	vs. No. 3 Tennessee	L	0-11	5	6-2-0	0-0-0	Cable (L 1-1)	5122	1:47
Feb. 14	vs. No. 7 Florida State	L	7-11	7	6-3-0	0-0-0	Tinsley (L 3-2)	5122	2:19
Feb. 15	vs. No. 12 LSU	W	8-0	6	7-3-0	0-0-0	Tinsley (W 4-2)	4908	2:02
Feb. 19	vs. Auburn	W	23-1	5	8-3-0	0-0-0	Tinsley (W 5-2)	--	2:12
Feb. 20	vs. Nevada	W	6-5	7	9-3-0	0-0-0	Tinsley (W 6-2)	--	2:12
Feb. 20	vs. No. 20 Duke	W	10-5	7	10-3-0	0-0-0	Tinsley (W 7-2)	--	2:23
Feb. 21	vs. Fresno State	W	11-0	5	11-3-0	0-0-0	Somermdike (W 2-0)	--	1:17
Feb. 21	vs. No. 13 South Carolina	W	6-5	7	12-3-0	0-0-0	Tinsley (W 8-2)	--	2:10
Feb. 22	vs. No. 11 Texas A&M	W	15-7	5	13-3-0	0-0-0	Cable (W 2-1)	--	2:01
Feb. 27	vs. East Texas A&M	W	14-0	5	14-3-0	0-0-0	Somermdike (W 3-0)	--	1:29
Feb. 27	vs. No. 4 Florida	W	15-12	7	15-3-0	0-0-0	Cable (W 3-1)	--	3:21
Feb. 28	vs. BYU	W	13-8	7	16-3-0	0-0-0	Somermdike (W 4-0)	--	3:06
Feb. 28	vs. Seattle U	W	16-10	7	17-3-0	0-0-0	Cable (W 4-1)	--	3:02
March 1	vs. Oregon State	W	13-3	5	18-3-0	0-0-0	Tinsley (W 9-2)	--	2:07
March 6	Wisconsin	W	14-5	5	19-3-0	1-0-0	Tinsley (W 10-2)	915	2:03
March 7	Wisconsin	W	8-0	5	20-3-0	2-0-0	Tinsley (W 11-2)	1023	1:36
March 8	Wisconsin	W	16-9	7	21-3-0	3-0-0	Tinsley (W 12-2)	758	2:50
March 11	LMU	W	9-1	5	22-3-0	3-0-0	Cable (W 5-1)	423	1:47
March 13	Michigan State	W	10-0	5	23-3-0	4-0-0	Tinsley (W 13-2)	723	1:29
March 14	Michigan State	W	18-10	5	24-3-0	5-0-0	Nally (W 2-0)	1152	2:02
March 15	Michigan State	W	10-2	6	25-3-0	6-0-0	Tinsley (W 14-2)	777	2:04
March 21	at Rutgers	W	16-5	5	26-3-0	7-0-0	Tinsley (W 15-2)	2107	2:13
March 22	at Rutgers	W	13-3	6	27-3-0	8-0-0	Cable (W 6-1)	1123	2:14
March 23	at Rutgers	W	17-6	6	28-3-0	9-0-0	Cable (W 7-1)	151	2:58
March 27	at No. 9 Nebraska	L	1-4	7	28-4-0	9-1-0	Tinsley (L 15-3)	2314	2:12
March 28	at No. 9 Nebraska	W	6-5	7	29-4-0	10-1-0	Tinsley (W 16-3)	3123	2:27
March 29	at No. 9 Nebraska	L	4-8	7	29-5-0	10-2-0	Nally (L 2-1)	2946	2:17
April 2	Hawai'i	W	9-5	7	30-5-0	10-2-0	Somermdike (W 5-0)	715	2:20
April 3	Indiana	W	5-4	7	31-5-0	11-2-0	Tinsley (W 17-3)	927	2:21
April 4	Indiana	W	7-2	7	32-5-0	12-2-0	Cable (W 8-1)	1348	2:42
April 5	Indiana	W	4-0	7	33-5-0	13-2-0	Tinsley (W 18-3)	519	1:51
April 7	at Cal State Fullerton	W	13-11	7	34-5-0	13-2-0	Tinsley (W 19-3)	1172	3:05
April 10	at Illinois	W	17-0	7	35-5-0	14-2-0	Tinsley (W 20-3)	369	2:45
April 11	at Illinois	W	10-1	6	36-5-0	15-2-0	Somermdike (W 6-0)	742	1:58
April 12	at Illinois	W	18-0	5	37-5-0	16-2-0	Nally (W 3-1)	438	1:48
April 14	California Baptist	W	13-6	7	38-5-0	16-2-0	Tinsley (W 21-3)	612	2:22
April 15	at Long Beach State	W	27-9	7	39-5-0	16-2-0	Tinsley (W 22-3)	867	3:21
April 18	California (DH-1)	W	13-5	5	40-5-0	16-2-0	Nally (W 4-1)	1203	1:45
April 18	California (DH-2)	W	9-1	5	41-5-0	16-2-0	Tinsley (W 23-3)	1348	1:28
April 24	at No. 25 Washington	W	7-5	7	42-5-0	17-2-0	Tinsley (W 24-3)	1789	2:24
April 25	at No. 25 Washington	W	7-2	7	43-5-0	18-2-0	Cable (W 9-1)	1963	2:55
April 26	at No. 25 Washington	W	9-1	5	44-5-0	19-2-0	Tinsley (W 25-3)	1776	1:56
May 1	No. 11 Oregon	L	2-8	7	44-6-0	19-3-0	Tinsley (L 25-4)	1348	2:18
May 2	No. 11 Oregon	L	11-13	7	44-7-0	19-4-0	Tinsley (L 25-5)	1348	3:11
May 3	No. 11 Oregon	W	11-3	5	45-7-0	20-4-0	Tinsley (W 26-5)	1348	1:54
May 7	vs. Penn State	W	6-1	7	46-7-0	20-4-0	Tinsley (W 27-5)	700	2:25
May 8	vs. Wisconsin	W	19-5	5	47-7-0	20-4-0	Tinsley (W 28-5)	1512	2:17
May 9	vs. No. 2 Nebraska	L	2-7	7	47-8-0	20-4-0	Tinsley (L 28-6)	1650	2:10
May 15	California Baptist	W	12-11	7	48-8-0	20-4-0	Nally (W 5-1)	1348	3:11
May 16	South Carolina	W	7-2	7	49-8-0	20-4-0	Tinsley (W 29-6)	1348	2:12
May 17	South Carolina	W	15-1	6	50-8-0	20-4-0	Tinsley (W 30-6)	1348	2:01
May 22	UCF	W	9-1	5	51-8-0	20-4-0	Tinsley (W 31-6)	1348	1:50
May 23	UCF	W	14-4	7	52-8-0	20-4-0	Tinsley (W 32-6)	1348	3:09

HITTING GAME-BY-GAME

DATE	OPPONENT	AB	R	H	RBI	2B	3B	HR	TB	BB	IBB	SB	CS	HBP	SAC	SF	GDP	K	PO	A	E	LOB	AVG
Feb. 6	UC Santa Barbara	23	18	11	17	1	1	1	23	8	0	0	0	2	0	0	0	1	15	5	0	3	.478
Feb. 6	Northern Colorado	23	10	11	10	1	0	4	24	2	0	0	0	2	0	0	0	1	15	4	0	5	.478
Feb. 7	vs. Oregon State	24	12	9	12	3	0	3	21	6	0	0	0	0	0	1	0	2	15	4	1	5	.443
Feb. 7	vs. Utah	21	11	11	11	2	0	5	28	6	0	1	0	1	0	1	0	1	15	5	0	6	.462
Feb. 8	UC Riverside	28	17	16	16	2	0	8	42	5	0	0	0	1	0	0	0	0	15	6	1	5	.487
Feb. 13	vs. Oklahoma State	30	3	6	2	0	0	2	12	3	0	0	1	1	0	0	0	8	22	11	0	8	.430
Feb. 13	vs. Missouri	30	6	9	6	2	0	3	20	3	0	0	0	1	0	0	0	6	21	5	1	7	.408
Feb. 14	vs. No. 3 Tennessee	16	0	1	0	1	0	0	2	2	0	0	0	1	1	0	0	4	12	6	1	5	.379
Feb. 14	vs. No. 7 Florida State	30	7	9	7	2	0	1	14	2	0	0	0	2	0	1	0	6	18	11	0	7	.369
Feb. 15	vs. No. 12 LSU	28	8	11	7	5	0	1	19	3	1	0	0	3	0	0	0	5	18	8	0	10	.372
Feb. 19	vs. Auburn	29	23	16	23	5	1	3	32	7	0	0	0	0	0	0	0	2	15	3	1	1	.390
Feb. 20	vs. Nevada	29	6	10	6	3	0	1	16	2	0	0	0	1	0	0	0	8	21	9	0	8	.386
Feb. 20	vs. No. 20 Duke	26	10	8	9	2	0	1	13	5	0	0	0	2	1	2	0	6	21	10	1	8	.380
Feb. 21	vs. Fresno State	21	11	9	10	1	1	4	24	2	0	1	0	1	0	1	0	2	15	4	0	2	.383
Feb. 21	vs. No. 13 South Carolina	25	5	7	5	1	0	1	11	7	0	0	0	1	1	0	1	3	21	6	1	9	.376
Feb. 22	vs. No. 11 Texas A&M	25	15	11	15	2	0	4	25	3	0	1	0	5	1	0	0	2	15	7	0	5	.380
Feb. 27	vs. East Texas A&M	24	14	12	14	3	0	5	30	6	0	0	0	0	0	0	0	1	15	3	0	4	.387
Feb. 27	vs. No. 4 Florida	38	15	15	15	1	0	3	25	8	0	0	0	2	0	1	0	7	21	5	1	13	.387
Feb. 28	vs. BYU	29	13	12	13	2	1	3	25	11	0	0	0	0	0	0	0	6	21	7	0	9	.389
Feb. 28	vs. Seattle U	30	16	12	13	2	0	2	20	12	0	3	1	6	0	3	0	1	21	11	1	14	.389
March 1	vs. Oregon State	25	13	11	13	2	0	3	22	6	0	1	0	1	0	1	0	4	15	6	0	5	.392
March 6	Wisconsin	26	14	14	13	2	1	4	30	3	1	0	0	1	0	0	1	2	15	7	1	4	.398
March 7	Wisconsin	20	8	7	8	0	0	2	13	2	0	0	0	0	0	0	0	5	15	4	0	2	.397
March 8	Wisconsin	33	16	15	16	4	0	3	28	9	0	0	0	2	0	1	0	1	21	8	1	11	.400
March 11	LMU	25	9	9	9	1	0	6	28	4	0	0	0	1	0	0	0	3	15	8	0	7	.398
March 13	Michigan State	20	10	10	10	0	0	4	22	4	0	0	0	1	0	0	1	2	15	8	1	3	.401
March 14	Michigan State	23	18	9	18	3	0	4	24	8	0	0	0	2	0	0	1	4	15	4	3	3	.401
March 15	Michigan State	24	10	9	10	1	0	3	19	10	0	0	0	1	0	3	0	3	18	8	0	11	.400
March 21	at Rutgers	32	16	18	16	2	0	8	44	3	0	1	0	1	0	0	0	5	15	8	3	5	.407
March 22	at Rutgers	27	13	10	12	1	0	3	20	7	0	1	1	1	0	1	0	5	18	11	0	5	.406
March 23	at Rutgers	33	17	17	17	2	0	3	28	5	0	0	0	2	0	1	0	6	18	6	1	6	.410
March 27	at No. 9 Nebraska	26	1	4	1	0	0	0	4	1	0	0	0	0	0	0	0	8	18	5	0	5	.402
March 28	at No. 9 Nebraska	29	6	8	6	2	0	2	16	3	0	0	0	1	0	0	0	7	21	8	0	6	.398
March 29	at No. 9 Nebraska	28	4	7	4	0	0	2	13	3	0	0	0	1	0	0	0	6	18	4	2	7	.393
April 2	Hawai'i	25	9	6	8	1	0	2	13	7	0	1	0	1	0	0	0	0	21	9	0	6	.389
April 3	Indiana	24	5	7	4	1	0	1	11	6	0	0	0	0	0	0	1	5	21	13	3	7	.387
April 4	Indiana	27	7	10	7	3	0	3	22	6	0	0	0	0	0	0	2	1	21	9	1	8	.386
April 5	Indiana	27	4	6	2	2	0	1	11	2	1	1	0	0	0	0	1	4	21	8	0	7	.382
April 7	at Cal State Fullerton	31	13	9	13	2	1	5	28	11	0	1	0	0	0	0	0	10	21	11	4	8	.379
April 10	at Illinois	40	17	17	17	2	1	8	45	5	0	0	0	0	0	0	0	4	21	5	0	7	.381
April 11	at Illinois	26	10	10	10	0	0	4	22	6	0	2	0	1	0	1	0	4	18	8	0	6	.381
April 12	at Illinois	33	18	18	17	5	0	6	41	3	0	0	0	0	0	1	1	1	15	9	0	4	.386
April 14	California Baptist	27	13	10	12	1	0	6	29	6	0	0	0	2	0	0	0	2	21	14	0	4	.385
April 15	at Long Beach State	38	27	18	23	3	1	5	38	16	0	0	0	1	1	2	1	2	21	9	2	10	.388
April 18	California (DH-1)	26	13	14	13	3	0	3	26	6	0	0	0	1	0	0	1	1	15	3	0	7	.391
April 18	California (DH-2)	20	9	10	9	1	0	6	29	2	0	0	0	2	0	1	2	0	15	6	1	4	.393
April 24	at No. 25 Washington	32	7	11	7	2	0	4	25	3	0	0	0	1	0	0	0	4	21	9	0	8	.392
April 25	at No. 25 Washington	26	7	6	5	0	0	4	18	6	0	1	0	1	0	0	0	4	21	6	1	5	.389
April 26	at No. 25 Washington	21	9	6	9	3	0	1	12	9	1	0	0	0	0	1	0	4	15	1	0	7	.387
May 1	No. 11 Oregon	27	2	7	2	1	0	1	11	2	0	0	0	0	0	0	0	2	21	12	0	6	.384
May 2	No. 11 Oregon	31	11	13	11	2	0	5	30	4	0	0	0	0	0	0	2	2	21	5	3	3	.385
May 3	No. 11 Oregon	23	11	10	9	1	0	4	23	3	1	0	0	0	0	0	0	3	15	4	0	3	.386
May 7	vs. Penn State	27	6	10	6	4	1	4	28	7	1	0	0	0	0	0	1	5	21	7	1	10	.386
May 8	vs. Wisconsin	26	19	15	18	5	0	4	32	7	0	0	0	0	0	1	0	1	15	7	1	3	.389
May 8	vs. No. 2 Nebraska	26	2	5	1	0	0	1	8	1	0	0	0	0	0	0	0	8	18	6	3	4	.386
May 15	California Baptist	30	12	12	11	2	0	4	26	9	0	0	0	0	0	1	1	6	21	12	1	8	.386
May 16	South Carolina	26	7	8	7	2	0	3	19	2	0	0	0	0	0	0	0	6	21	6	0	3	.385
May 17	South Carolina	31	15	13	15	4	0	4	29	3	0	0	0	2	0	0	0	3	18	1	0	3	.385
May 22	No. 23 UCF	18	9	5	9	1	0	3	15	6	0	0	0	3	1	0	0	0	15	7	0	6	.384
May 23	No. 23 UCF	32	14	13	14	2	0	4	27	8	0	0	0	3	0	1	1	2	21	5	1	9	.385
TOTALS		1620	651	623	623	114	9	200	1355	317	6	15	3	65	6	26	18	217	1084	417	43	370	.385

PITCHING GAME-BY-GAME

DATE	OPPONENT	IP	H	R	ER	BB	SO	2B	3B	HR	WP	BK	HBP	DP	IBB	SCORE	W-L	SV	ERA
Feb. 6	UC Santa Barbara	5.0	6	1	1	2	6	3	0	0	0	0	0	1	0	18-1	1-0	0	1.40
Feb. 6	Northern Colorado	5.0	3	1	1	1	8	0	0	1	0	0	0	0	0	10-1	2-0	0	1.40
Feb. 7	vs. Oregon State	5.0	4	4	4	2	6	0	0	2	0	0	1	0	0	12-4	3-0	0	2.80
Feb. 7	vs. Utah	5.0	1	0	0	1	7	0	0	0	0	0	2	0	0	11-0	4-0	0	2.10
Feb. 8	UC Riverside	5.0	2	0	0	1	5	1	0	0	0	0	0	0	0	17-0	5-0	0	1.68
Feb. 13	vs. Oklahoma State	7.1	9	4	3	3	8	1	0	1	0	0	0	0	2	3-4	5-1	0	1.95
Feb. 13	vs. Missouri	7.0	9	5	5	1	10	3	0	2	0	0	2	1	0	6-5	6-1	0	2.49
Feb. 14	vs. No. 3 Tennessee	4.0	8	11	10	4	3	1	1	4	0	0	2	1	0	0-11	6-2	0	3.88
Feb. 14	vs. No. 7 Florida State	6.0	14	11	11	3	2	4	1	3	2	0	1	0	0	7-11	6-3	0	4.97
Feb. 15	vs. No. 12 LSU	6.0	3	0	0	2	4	0	1	0	0	0	0	1	0	8-0	7-3	0	4.43
Feb. 19	vs. Auburn	5.0	5	1	1	1	4	0	1	1	0	0	1	0	0	23-1	8-3	0	4.18
Feb. 20	vs. Nevada	7.0	10	5	5	3	10	1	1	1	1	0	2	0	0	6-5	9-3	0	4.26
Feb. 20	vs. No. 20 Duke	7.0	9	5	4	1	6	4	0	0	0	0	0	0	0	10-5	10-3	0	4.24
Feb. 21	vs. Fresno State	5.0	1	0	0	0	2	0	0	0	0	0	1	2	0	11-0	11-3	0	3.97
Feb. 21	vs. No. 13 South Carolina	7.0	3	4	0	0	4	0	0	1	0	0	0	0	0	5-4	12-3	0	3.65
Feb. 22	vs. No. 11 Texas A&M	5.0	7	7	7	5	0	1	0	1	0	0	3	1	0	15-7	13-3	0	3.99
Feb. 27	vs. East Texas A&M	5.0	2	0	0	1	3	0	0	0	0	0	0	0	0	14-0	14-3	0	3.78
Feb. 27	vs. No. 4 Florida	7.0	21	12	12	3	5	3	0	3	1	0	2	0	0	15-12	15-3	0	4.34
Feb. 28	vs. BYU	7.0	14	8	8	3	6	3	0	2	2	0	0	1	0	13-8	16-3	0	4.57
Feb. 28	vs. Seattle U	7.0	11	10	9	5	5	1	0	1	1	0	1	0	0	16-10	17-3	0	4.83
March 1	vs. Oregon State	5.0	4	3	3	6	4	2	0	0	0	0	0	2	0	13-3	18-3	0	4.81
March 6	Wisconsin	5.0	7	5	4	2	3	2	0	0	1	0	3	0	0	14-5	19-3	0	4.84
March 7	Wisconsin	5.0	2	0	0	3	5	0	0	0	0	0	0	0	0	8-0	20-3	0	4.65
March 8	Wisconsin	7.0	13	9	7	4	3	1	0	2	1	0	0	1	0	16-9	21-3	0	4.77
March 11	LMU	5.0	3	1	1	4	3	0	0	0	0	0	0	0	0	9-1	22-3	0	4.66
March 13	Michigan State	5.0	3	0	0	2	3	0	0	0	1	0	0	0	0	10-0	23-3	0	4.50
March 14	Michigan State	5.0	9	10	5	2	2	2	1	1	1	0	4	0	0	18-10	24-3	0	4.58
March 15	Michigan State	6.0	6	2	2	1	5	3	0	0	0	0	0	0	0	10-2	25-3	0	4.50
March 21	at Rutgers	5.0	3	5	2	6	3	1	0	1	0	0	0	0	0	16-5	26-3	0	4.45
March 22	at Rutgers	6.0	5	3	3	3	3	0	0	2	0	0	2	1	0	13-3	27-3	0	4.41
March 23	at Rutgers	6.0	6	6	6	12	6	2	0	0	1	0	2	0	0	17-6	28-3	0	4.50
March 27	at No. 9 Nebraska	6.0	5	4	4	7	7	1	0	1	1	0	1	0	0	1-4	28-4	0	4.51
March 28	at No. 9 Nebraska	7.0	5	5	5	9	2	0	0	3	0	0	0	0	0	6-5	29-4	0	4.52
March 29	at No. 9 Nebraska	6.0	12	8	7	2	4	2	0	4	0	0	0	0	0	4-8	29-5	0	4.63
April 2	Hawai'i	7.0	5	5	5	8	3	0	0	1	0	0	1	1	0	9-5	30-5	0	4.65
April 3	Indiana	7.0	7	4	2	0	5	2	0	0	1	0	1	1	0	5-4	31-5	0	4.56
April 4	Indiana	7.0	5	2	2	1	5	1	0	1	0	0	3	1	0	7-2	32-5	0	4.48
April 5	Indiana	7.0	3	0	0	2	2	0	0	0	0	0	0	1	0	4-0	33-5	0	4.34
April 7	at Cal State Fullerton	7.0	13	11	9	2	3	2	0	1	1	0	2	1	0	13-11	34-5	0	4.48
April 10	at Illinois	7.0	3	0	0	3	7	1	0	0	0	0	1	0	0	17-0	35-5	0	4.35
April 11	at Illinois	6.0	3	1	1	3	1	1	0	0	0	0	0	0	0	10-1	36-5	0	4.27
April 12	at Illinois	5.0	5	0	0	1	1	2	0	0	0	0	1	1	0	18-0	37-5	0	4.18
April 14	California Baptist	7.0	6	6	6	1	3	1	0	1	1	0	1	0	0	13-6	38-5	0	4.23
April 15	at Long Beach State	7.0	11	9	9	5	5	2	1	0	0	0	2	0	0	27-9	39-5	0	4.36
April 18	California (DH-1)	5.0	5	5	5	1	1	2	0	1	1	0	0	0	0	13-5	40-5	0	4.41
April 18	California (DH-2)	5.0	3	1	1	1	3	0	0	1	0	0	0	0	0	9-1	41-5	0	4.35
April 24	at No. 25 Washington	7.0	7	5	5	2	8	2	0	1	0	0	2	0	0	7-5	42-5	0	4.37
April 25	at No. 25 Washington	7.0	5	2	2	7	7	2	0	1	1	0	1	0	0	7-2	43-5	0	4.31
April 26	at No. 25 Washington	5.0	5	1	1	1	7	1	0	0	0	0	1	0	0	9-1	44-5	0	4.26
May 1	No. 11 Oregon	7.0	13	8	8	2	2	1	0	4	0	0	0	0	0	2-8	44-6	0	4.35
May 2	No. 11 Oregon	7.0	16	13	8	4	5	3	1	2	0	0	2	1	0	11-13	44-7	0	4.43
May 3	No. 11 Oregon	5.0	6	3	3	4	3	0	0	0	1	0	1	0	0	11-3	45-7	0	4.43
May 7	vs. Penn State	7.0	5	1	0	5	9	2	0	0	1	0	1	1	0	6-1	46-7	0	4.33
May 8	vs. Wisconsin	5.0	7	5	3	1	6	1	0	2	0	0	2	1	0	19-5	47-7	0	4.33
May 8	vs. No. 2 Nebraska	6.0	6	7	5	2	2	0	0	2	0	0	1	0	1	2-7	47-8	0	4.36
May 15	California Baptist	7.0	9	11	10	4	5	2	0	3	0	0	0	0	0	12-11	48-8	0	4.47
May 16	South Carolina	7.0	7	2	2	1	6	1	0	2	0	0	1	1	0	7-2	49-8	0	4.42
May 17	South Carolina	6.0	2	1	1	2	2	0	0	0	0	0	1	0	0	15-1	50-8	0	4.37
May 22	No. 23 UCF	5.0	3	1	1	0	2	1	0	1	0	0	0	0	0	9-1	51-8	0	4.33
May 23	No. 23 UCF	7.0	9	4	4	3	11	1	0	1	0	0	0	0	0	14-4	52-8	0	4.32
TOTALS		361.1	394	258	223	171	271	73	8	62	20	0	55	22	3	651-258	52-8	0	4.32

GAME-BY-GAME POSITION LINEUP

DATE	OPPONENT	RECORD	C	1B	2B	SS	3B	LF	CF	RF	DP	SP
Feb. 6	UC Santa Barbara	1-0	Ramirez, A.	Woolery, J.	Bragg, K.	Garcia, A.	Alejandre, B.	Slimp, R.	Phillips, M.	Grant, M.	Berry, S.	Tinsley, T.
Feb. 6	Northern Colorado	2-0	Mujica, S.	Woolery, J.	Bragg, K.	Garcia, A.	Alejandre, B.	Slimp, R.	Phillips, M.	Grant, M.	Berry, S.	Cable, N.
Feb. 7	vs. Oregon State	3-0	Leyva, J.	Woolery, J.	Bragg, K.	Garcia, A.	Alejandre, B.	Slimp, R.	Phillips, M.	Grant, M.	Berry, S.	Somerndike, S.
Feb. 7	vs. Utah	4-0	Ramirez, A.	Woolery, J.	Bragg, K.	Garcia, A.	Alejandre, B.	Slimp, R.	Phillips, M.	Grant, M.	Berry, S.	Tinsley, T.
Feb. 8	UC Riverside	5-0	Mujica, S.	Woolery, J.	Bragg, K.	Garcia, A.	Alejandre, B.	Lamar, J.	Slimp, R.	Grant, M.	Suarez, R.	Cable, N.
Feb. 13	vs. Oklahoma State	5-1	Ramirez, A.	Woolery, J.	Bragg, K.	Garcia, A.	Alejandre, B.	Lamar, J.	Slimp, R.	Grant, M.	Berry, S.	Tinsley, T.
Feb. 13	vs. Missouri	6-1	Mujica, S.	Woolery, J.	Bragg, K.	Garcia, A.	Alejandre, B.	Lamar, J.	Slimp, R.	Grant, M.	Berry, S.	Tinsley, T.
Feb. 14	vs. No. 3 Tennessee	6-2	Mujica, S.	Woolery, J.	Bragg, K.	Garcia, A.	Alejandre, B.	Slimp, R.	Phillips, M.	Grant, M.	Berry, S.	Cable, N.
Feb. 14	vs. No. 7 Florida State	6-3	Ramirez, A.	Woolery, J.	Bragg, K.	Garcia, A.	Alejandre, B.	Lamar, J.	Phillips, M.	Grant, M.	Slimp, R.	Tinsley, T.
Feb. 15	vs. No. 12 LSU	7-3	Ramirez, A.	Woolery, J.	Bragg, K.	Garcia, A.	Alejandre, B.	Slimp, R.	Phillips, M.	Grant, M.	Mujica, S.	Tinsley, T.
Feb. 19	vs. Auburn	8-3	Ramirez, A.	Woolery, J.	Bragg, K.	Garcia, A.	Alejandre, B.	Slimp, R.	Phillips, M.	Grant, M.	Suarez, R.	Tinsley, T.
Feb. 20	vs. Nevada	9-3	Mujica, S.	Woolery, J.	Bragg, K.	Garcia, A.	Alejandre, B.	Slimp, R.	Phillips, M.	Grant, M.	Suarez, R.	Cable, N.
Feb. 20	vs. No. 20 Duke	10-3	Ramirez, A.	Woolery, J.	Bragg, K.	Garcia, A.	Alejandre, B.	Lamar, J.	Phillips, M.	Grant, M.	Slimp, R.	Tinsley, T.
Feb. 21	vs. Fresno State	11-3	Mujica, S.	Woolery, J.	Bragg, K.	Garcia, A.	Alejandre, B.	Slimp, R.	Phillips, M.	Grant, M.	Suarez, R.	Somerndike, S.
Feb. 21	vs. No. 13 South Carolina	12-3	Ramirez, A.	Woolery, J.	Bragg, K.	Garcia, A.	Alejandre, B.	Slimp, R.	Phillips, M.	Grant, M.	Suarez, R.	Tinsley, T.
Feb. 22	vs. No. 11 Texas A&M	13-3	Ramirez, A.	Woolery, J.	Bragg, K.	Garcia, A.	Alejandre, B.	Slimp, R.	Phillips, M.	Grant, M.	Suarez, R.	Cable, N.
Feb. 27	vs. East Texas A&M	14-3	Mujica, S.	Woolery, J.	Bragg, K.	Garcia, A.	Alejandre, B.	Slimp, R.	Phillips, M.	Lamar, J.	Grant, M.	Somerndike, S.
Feb. 27	vs. No. 4 Florida	15-3	Ramirez, A.	Woolery, J.	Bragg, K.	Garcia, A.	Alejandre, B.	Slimp, R.	Phillips, M.	Grant, M.	Suarez, R.	Tinsley, T.
Feb. 28	vs. BYU	16-3	Mujica, S.	Woolery, J.	Bragg, K.	Garcia, A.	Alejandre, B.	Slimp, R.	Phillips, M.	Lamar, J.	Grant, M.	Somerndike, S.
Feb. 28	vs. Seattle U	17-3	Ramirez, A.	Woolery, J.	Bragg, K.	Garcia, A.	Alejandre, B.	Slimp, R.	Phillips, M.	Grant, M.	Suarez, R.	Cable, N.
March 1	vs. Oregon State	18-3	Mujica, S.	Woolery, J.	Bragg, K.	Garcia, A.	Alejandre, B.	Lamar, J.	Phillips, M.	Grant, M.	Slimp, R.	Nally, B.
March 6	Wisconsin	19-3	Ramirez, A.	Woolery, J.	Bragg, K.	Garcia, A.	Alejandre, B.	Slimp, R.	Phillips, M.	Grant, M.	Suarez, R.	Somerndike, S.
March 7	Wisconsin	20-3	Ramirez, A.	Woolery, J.	Bragg, K.	Garcia, A.	Alejandre, B.	Slimp, R.	Lamar, J.	Grant, M.	Suarez, R.	Tinsley, T.
March 8	Wisconsin	21-3	Mujica, S.	Woolery, J.	Bragg, K.	Garcia, A.	Alejandre, B.	Slimp, R.	Lamar, J.	Grant, M.	Suarez, R.	Nally, B.
March 11	LMU	22-3	Mujica, S.	Woolery, J.	Bragg, K.	Garcia, A.	Alejandre, B.	Slimp, R.	Lamar, J.	Grant, M.	Suarez, R.	Cable, N.
March 13	Michigan State	23-3	Ramirez, A.	Woolery, J.	Bragg, K.	Garcia, A.	Alejandre, B.	Slimp, R.	Lamar, J.	Grant, M.	Suarez, R.	Tinsley, T.
March 14	Michigan State	24-3	Mujica, S.	Woolery, J.	Bragg, K.	Garcia, A.	Alejandre, B.	Slimp, R.	Lamar, J.	Grant, M.	Suarez, R.	Cable, N.
March 15	Michigan State	25-3	Ramirez, A.	Woolery, J.	Bragg, K.	Garcia, A.	Alejandre, B.	Slimp, R.	Lamar, J.	Grant, M.	Berry, S.	Tinsley, T.
March 21	at Rutgers	26-3	Ramirez, A.	Woolery, J.	Bragg, K.	Garcia, A.	Alejandre, B.	Slimp, R.	Lamar, J.	Grant, M.	Suarez, R.	Tinsley, T.
March 22	at Rutgers	27-3	Mujica, S.	Woolery, J.	Bragg, K.	Garcia, A.	Alejandre, B.	Slimp, R.	Lamar, J.	Grant, M.	Suarez, R.	Cable, N.
March 23	at Rutgers	28-3	Ramirez, A.	Woolery, J.	Bragg, K.	Garcia, A.	Alejandre, B.	Slimp, R.	Lamar, J.	Grant, M.	Suarez, R.	Nally, B.
March 27	at No. 9 Nebraska	28-4	Ramirez, A.	Woolery, J.	Bragg, K.	Garcia, A.	Alejandre, B.	Slimp, R.	Lamar, J.	Grant, M.	Suarez, R.	Tinsley, T.
March 28	at No. 9 Nebraska	29-4	Mujica, S.	Woolery, J.	Bragg, K.	Garcia, A.	Alejandre, B.	Slimp, R.	Lamar, J.	Grant, M.	Ramirez, A.	Cable, N.
March 29	at No. 9 Nebraska	29-5	Mujica, S.	Woolery, J.	Bragg, K.	Garcia, A.	Alejandre, B.	Slimp, R.	Lamar, J.	Grant, M.	Ramirez, A.	Nally, B.
April 2	Hawai'i	30-5	Leyva, J.	Woolery, J.	Bragg, K.	Garcia, A.	Alejandre, B.	Slimp, R.	Lamar, J.	Phillips, M.	Grant, M.	Nally, B.
April 3	Indiana	31-5	Ramirez, A.	Woolery, J.	Bragg, K.	Garcia, A.	Alejandre, B.	Slimp, R.	Lamar, J.	Grant, M.	Suarez, R.	Tinsley, T.
April 4	Indiana	32-5	Ramirez, A.	Woolery, J.	Bragg, K.	Garcia, A.	Alejandre, B.	Phillips, M.	Lamar, J.	Grant, M.	Slimp, R.	Cable, N.
April 5	Indiana	33-5	Ramirez, A.	Woolery, J.	Bragg, K.	Garcia, A.	Alejandre, B.	Phillips, M.	Lamar, J.	Grant, M.	Slimp, R.	Tinsley, T.
April 7	at Cal State Fullerton	34-5	Ramirez, A.	Woolery, J.	Bragg, K.	Garcia, A.	Alejandre, B.	Slimp, R.	Lamar, J.	Grant, M.	Suarez, R.	Cable, N.
April 10	at Illinois	35-5	Ramirez, A.	Woolery, J.	Bragg, K.	Garcia, A.	Alejandre, B.	Slimp, R.	Lamar, J.	Grant, M.	Suarez, R.	Tinsley, T.
April 11	at Illinois	36-5	Mujica, S.	Woolery, J.	Bragg, K.	Garcia, A.	Alejandre, B.	Slimp, R.	Lamar, J.	Grant, M.	Suarez, R.	Somerndike, S.
April 12	at Illinois	37-5	Mujica, S.	Woolery, J.	Bragg, K.	Garcia, A.	Alejandre, B.	Slimp, R.	Lamar, J.	Grant, M.	Ramirez, A.	Nally, B.
April 14	California Baptist	38-5	Ramirez, A.	Woolery, J.	Bragg, K.	Garcia, A.	Alejandre, B.	Slimp, R.	Lamar, J.	Grant, M.	Suarez, R.	Tinsley, T.
April 15	at Long Beach State	39-5	Ramirez, A.	Woolery, J.	Bragg, K.	Garcia, A.	Alejandre, B.	Slimp, R.	Lamar, J.	Grant, M.	Suarez, R.	Cable, N.
April 18	California (DH-1)	40-5	Mujica, S.	Woolery, J.	Bragg, K.	Garcia, A.	Alejandre, B.	Slimp, R.	Lamar, J.	Grant, M.	Ramirez, A.	Nally, B.
April 18	California (DH-2)	41-5	Ramirez, A.	Woolery, J.	Bragg, K.	Garcia, A.	Alejandre, B.	Slimp, R.	Lamar, J.	Grant, M.	Mujica, S.	Tinsley, T.
April 24	at No. 25 Washington	42-5	Ramirez, A.	Woolery, J.	Bragg, K.	Garcia, A.	Alejandre, B.	Slimp, R.	Lamar, J.	Grant, M.	Suarez, R.	Tinsley, T.
April 25	at No. 25 Washington	43-5	Mujica, S.	Woolery, J.	Bragg, K.	Garcia, A.	Alejandre, B.	Slimp, R.	Lamar, J.	Grant, M.	Ramirez, A.	Nally, B.
April 26	at No. 25 Washington	44-5	Ramirez, A.	Woolery, J.	Bragg, K.	Garcia, A.	Alejandre, B.	Slimp, R.	Lamar, J.	Grant, M.	Berry, S.	Tinsley, T.
May 1	No. 11 Oregon	44-6	Ramirez, A.	Woolery, J.	Bragg, K.	Garcia, A.	Alejandre, B.	Slimp, R.	Lamar, J.	Grant, M.	Suarez, R.	Tinsley, T.
May 2	No. 11 Oregon	44-7	Ramirez, A.	Woolery, J.	Bragg, K.	Garcia, A.	Alejandre, B.	Slimp, R.	Lamar, J.	Grant, M.	Berry, S.	Cable, N.
May 3	No. 11 Oregon	45-7	Mujica, S.	Woolery, J.	Bragg, K.	Garcia, A.	Alejandre, B.	Slimp, R.	Lamar, J.	Grant, M.	Berry, S.	Nally, B.
May 7	vs. Penn State	46-7	Ramirez, A.	Woolery, J.	Bragg, K.	Garcia, A.	Alejandre, B.	Slimp, R.	Lamar, J.	Grant, M.	Berry, S.	Tinsley, T.
May 8	vs. Wisconsin	47-7	Ramirez, A.	Woolery, J.	Bragg, K.	Garcia, A.	Alejandre, B.	Slimp, R.	Lamar, J.	Grant, M.	Berry, S.	Tinsley, T.
May 8	vs. No. 2 Nebraska	47-8	Ramirez, A.	Woolery, J.	Bragg, K.	Garcia, A.	Alejandre, B.	Slimp, R.	Lamar, J.	Grant, M.	Berry, S.	Tinsley, T.
May 15	California Baptist	48-8	Ramirez, A.	Woolery, J.	Bragg, K.	Garcia, A.	Alejandre, B.	Slimp, R.	Lamar, J.	Grant, M.	Berry, S.	Tinsley, T.
May 16	South Carolina	49-8	Ramirez, A.	Woolery, J.	Bragg, K.	Garcia, A.	Alejandre, B.	Slimp, R.	Lamar, J.	Grant, M.	Berry, S.	Tinsley, T.
May 17	South Carolina	50-8	Ramirez, A.	Woolery, J.	Bragg, K.	Garcia, A.	Alejandre, B.	Slimp, R.	Lamar, J.	Grant, M.	Berry, S.	Tinsley, T.
May 22	No. 23 UCF	51-8	Ramirez, A.	Woolery, J.	Bragg, K.	Garcia, A.	Alejandre, B.	Slimp, R.	Lamar, J.	Grant, M.	Berry, S.	Tinsley, T.
May 23	No. 23 UCF	52-8	Ramirez, A.	Woolery, J.	Bragg, K.	Garcia, A.	Alejandre, B.	Slimp, R.	Lamar, J.	Grant, M.	Berry, S.	Tinsley, T.

GAME-BY-GAME BATTING LINEUP

DATE	OPPONENT	RECORD	1	2	3	4	5	6	7	8	9
Feb. 6	UC Santa Barbara	1-0	Slimp, R.	Grant, M.	Woolery, J.	Bragg, K.	Berry, S.	Ramirez, A.	Garcia, A.	Alejandre, B.	Phillips, M.
Feb. 6	Northern Colorado	2-0	Slimp, R.	Grant, M.	Woolery, J.	Bragg, K.	Berry, S.	Mujica, S.	Garcia, A.	Alejandre, B.	Phillips, M.
Feb. 7	vs. Oregon State	3-0	Slimp, R.	Grant, M.	Woolery, J.	Bragg, K.	Berry, S.	Garcia, A.	Alejandre, B.	Leyva, J.	Phillips, M.
Feb. 7	vs. Utah	4-0	Slimp, R.	Grant, M.	Woolery, J.	Bragg, K.	Berry, S.	Garcia, A.	Alejandre, B.	Ramirez, A.	Phillips, M.
Feb. 8	UC Riverside	5-0	Slimp, R.	Grant, M.	Woolery, J.	Bragg, K.	Alejandre, B.	Garcia, A.	Suarez, R.	Mujica, S.	Lamar, J.
Feb. 13	vs. Oklahoma State	5-1	Slimp, R.	Grant, M.	Woolery, J.	Bragg, K.	Alejandre, B.	Garcia, A.	Ramirez, A.	Berry, S.	Lamar, J.
Feb. 13	vs. Missouri	6-1	Slimp, R.	Grant, M.	Woolery, J.	Bragg, K.	Alejandre, B.	Garcia, A.	Suarez, R.	Mujica, S.	Lamar, J.
Feb. 14	vs. No. 3 Tennessee	6-2	Slimp, R.	Grant, M.	Woolery, J.	Bragg, K.	Alejandre, B.	Garcia, A.	Berry, S.	Mujica, S.	Phillips, M.
Feb. 14	vs. No. 7 Florida State	6-3	Slimp, R.	Grant, M.	Woolery, J.	Bragg, K.	Alejandre, B.	Ramirez, A.	Lamar, J.	Garcia, A.	Phillips, M.
Feb. 15	vs. No. 12 LSU	7-3	Slimp, R.	Grant, M.	Woolery, J.	Bragg, K.	Alejandre, B.	Mujica, S.	Ramirez, A.	Garcia, A.	Phillips, M.
Feb. 19	vs. Auburn	8-3	Slimp, R.	Grant, M.	Woolery, J.	Bragg, K.	Alejandre, B.	Suarez, R.	Garcia, A.	Ramirez, A.	Phillips, M.
Feb. 20	vs. Nevada	9-3	Slimp, R.	Grant, M.	Woolery, J.	Bragg, K.	Alejandre, B.	Suarez, R.	Garcia, A.	Mujica, S.	Phillips, M.
Feb. 20	vs. No. 20 Duke	10-3	Slimp, R.	Grant, M.	Woolery, J.	Bragg, K.	Alejandre, B.	Garcia, A.	Ramirez, A.	Lamar, J.	Phillips, M.
Feb. 21	vs. Fresno State	11-3	Slimp, R.	Grant, M.	Woolery, J.	Bragg, K.	Alejandre, B.	Suarez, R.	Garcia, A.	Mujica, S.	Phillips, M.
Feb. 21	vs. No. 13 South Carolina	12-3	Slimp, R.	Grant, M.	Woolery, J.	Bragg, K.	Alejandre, B.	Suarez, R.	Garcia, A.	Ramirez, A.	Phillips, M.
Feb. 22	vs. No. 11 Texas A&M	13-3	Slimp, R.	Grant, M.	Woolery, J.	Bragg, K.	Alejandre, B.	Suarez, R.	Garcia, A.	Ramirez, A.	Phillips, M.
Feb. 27	vs. East Texas A&M	14-3	Slimp, R.	Grant, M.	Woolery, J.	Bragg, K.	Alejandre, B.	Garcia, A.	Lamar, J.	Mujica, S.	Phillips, M.
Feb. 27	vs. No. 4 Florida	15-3	Slimp, R.	Grant, M.	Woolery, J.	Bragg, K.	Alejandre, B.	Suarez, R.	Garcia, A.	Ramirez, A.	Phillips, M.
Feb. 28	vs. BYU	16-3	Slimp, R.	Grant, M.	Woolery, J.	Bragg, K.	Alejandre, B.	Garcia, A.	Lamar, J.	Mujica, S.	Phillips, M.
Feb. 28	vs. Seattle U	17-3	Slimp, R.	Grant, M.	Woolery, J.	Bragg, K.	Alejandre, B.	Suarez, R.	Garcia, A.	Ramirez, A.	Phillips, M.
March 1	vs. Oregon State	18-3	Slimp, R.	Grant, M.	Woolery, J.	Bragg, K.	Alejandre, B.	Garcia, A.	Lamar, J.	Mujica, S.	Phillips, M.
March 6	Wisconsin	19-3	Slimp, R.	Grant, M.	Woolery, J.	Bragg, K.	Alejandre, B.	Suarez, R.	Garcia, A.	Ramirez, A.	Phillips, M.
March 7	Wisconsin	20-3	Slimp, R.	Grant, M.	Woolery, J.	Bragg, K.	Alejandre, B.	Suarez, R.	Garcia, A.	Ramirez, A.	Lamar, J.
March 8	Wisconsin	21-3	Slimp, R.	Grant, M.	Woolery, J.	Bragg, K.	Alejandre, B.	Suarez, R.	Garcia, A.	Mujica, S.	Lamar, J.
March 11	LMU	22-3	Slimp, R.	Grant, M.	Woolery, J.	Bragg, K.	Alejandre, B.	Suarez, R.	Garcia, A.	Mujica, S.	Lamar, J.
March 13	Michigan State	23-3	Slimp, R.	Grant, M.	Woolery, J.	Bragg, K.	Alejandre, B.	Suarez, R.	Garcia, A.	Ramirez, A.	Lamar, J.
March 14	Michigan State	24-3	Slimp, R.	Grant, M.	Woolery, J.	Bragg, K.	Alejandre, B.	Suarez, R.	Garcia, A.	Mujica, S.	Lamar, J.
March 15	Michigan State	25-3	Slimp, R.	Grant, M.	Woolery, J.	Bragg, K.	Alejandre, B.	Garcia, A.	Berry, S.	Ramirez, A.	Lamar, J.
March 21	at Rutgers	26-3	Slimp, R.	Grant, M.	Woolery, J.	Bragg, K.	Alejandre, B.	Suarez, R.	Garcia, A.	Ramirez, A.	Lamar, J.
March 22	at Rutgers	27-3	Slimp, R.	Grant, M.	Woolery, J.	Bragg, K.	Alejandre, B.	Suarez, R.	Garcia, A.	Mujica, S.	Lamar, J.
March 23	at Rutgers	28-3	Slimp, R.	Grant, M.	Woolery, J.	Bragg, K.	Alejandre, B.	Suarez, R.	Garcia, A.	Ramirez, A.	Lamar, J.
March 27	at No. 9 Nebraska	28-4	Slimp, R.	Grant, M.	Woolery, J.	Bragg, K.	Alejandre, B.	Garcia, A.	Ramirez, A.	Suarez, R.	Lamar, J.
March 28	at No. 9 Nebraska	29-4	Slimp, R.	Grant, M.	Woolery, J.	Bragg, K.	Alejandre, B.	Garcia, A.	Mujica, S.	Ramirez, A.	Lamar, J.
March 29	at No. 9 Nebraska	29-5	Slimp, R.	Grant, M.	Woolery, J.	Bragg, K.	Alejandre, B.	Garcia, A.	Mujica, S.	Ramirez, A.	Lamar, J.
April 2	Hawai'i	30-5	Slimp, R.	Grant, M.	Woolery, J.	Bragg, K.	Alejandre, B.	Garcia, A.	Leyva, J.	Phillips, M.	Lamar, J.
April 3	Indiana	31-5	Slimp, R.	Grant, M.	Woolery, J.	Bragg, K.	Alejandre, B.	Suarez, R.	Garcia, A.	Ramirez, A.	Lamar, J.
April 4	Indiana	32-5	Slimp, R.	Grant, M.	Woolery, J.	Bragg, K.	Alejandre, B.	Garcia, A.	Ramirez, A.	Phillips, M.	Lamar, J.
April 5	Indiana	33-5	Slimp, R.	Grant, M.	Woolery, J.	Bragg, K.	Alejandre, B.	Garcia, A.	Ramirez, A.	Phillips, M.	Lamar, J.
April 7	at Cal State Fullerton	34-5	Slimp, R.	Grant, M.	Woolery, J.	Bragg, K.	Alejandre, B.	Garcia, A.	Suarez, R.	Ramirez, A.	Lamar, J.
April 10	at Illinois	35-5	Slimp, R.	Grant, M.	Woolery, J.	Bragg, K.	Ramirez, A.	Garcia, A.	Alejandre, B.	Suarez, R.	Lamar, J.
April 11	at Illinois	36-5	Slimp, R.	Grant, M.	Woolery, J.	Bragg, K.	Garcia, A.	Alejandre, B.	Suarez, R.	Mujica, S.	Lamar, J.
April 12	at Illinois	37-5	Slimp, R.	Grant, M.	Woolery, J.	Bragg, K.	Ramirez, A.	Garcia, A.	Alejandre, B.	Mujica, S.	Lamar, J.
April 14	California Baptist	38-5	Slimp, R.	Grant, M.	Woolery, J.	Bragg, K.	Ramirez, A.	Garcia, A.	Alejandre, B.	Suarez, R.	Lamar, J.
April 15	at Long Beach State	39-5	Slimp, R.	Grant, M.	Woolery, J.	Bragg, K.	Ramirez, A.	Garcia, A.	Alejandre, B.	Suarez, R.	Lamar, J.
April 18	California (DH-1)	40-5	Slimp, R.	Grant, M.	Woolery, J.	Bragg, K.	Ramirez, A.	Garcia, A.	Alejandre, B.	Mujica, S.	Lamar, J.
April 18	California (DH-2)	41-5	Slimp, R.	Grant, M.	Woolery, J.	Bragg, K.	Ramirez, A.	Garcia, A.	Alejandre, B.	Mujica, S.	Lamar, J.
April 24	at No. 25 Washington	42-5	Slimp, R.	Grant, M.	Woolery, J.	Bragg, K.	Ramirez, A.	Garcia, A.	Alejandre, B.	Suarez, R.	Lamar, J.
April 25	at No. 25 Washington	43-5	Slimp, R.	Grant, M.	Woolery, J.	Bragg, K.	Ramirez, A.	Garcia, A.	Alejandre, B.	Mujica, S.	Lamar, J.
April 26	at No. 25 Washington	44-5	Slimp, R.	Grant, M.	Woolery, J.	Bragg, K.	Garcia, A.	Alejandre, B.	Ramirez, A.	Berry, S.	Lamar, J.
May 1	No. 11 Oregon	44-6	Slimp, R.	Grant, M.	Woolery, J.	Ramirez, A.	Garcia, A.	Alejandre, B.	Bragg, K.	Suarez, R.	Lamar, J.
May 2	No. 11 Oregon	44-7	Slimp, R.	Grant, M.	Woolery, J.	Garcia, A.	Alejandre, B.	Ramirez, A.	Bragg, K.	Berry, S.	Lamar, J.
May 3	No. 11 Oregon	45-7	Slimp, R.	Grant, M.	Woolery, J.	Garcia, A.	Alejandre, B.	Bragg, K.	Berry, S.	Mujica, S.	Lamar, J.
May 7	vs. Penn State	46-7	Slimp, R.	Grant, M.	Woolery, J.	Garcia, A.	Alejandre, B.	Bragg, K.	Ramirez, A.	Berry, S.	Lamar, J.
May 8	vs. Wisconsin	47-7	Slimp, R.	Grant, M.	Woolery, J.	Garcia, A.	Alejandre, B.	Bragg, K.	Ramirez, A.	Berry, S.	Lamar, J.
May 8	vs. No. 2 Nebraska	47-8	Slimp, R.	Grant, M.	Woolery, J.	Garcia, A.	Alejandre, B.	Bragg, K.	Ramirez, A.	Berry, S.	Lamar, J.
May 15	California Baptist	48-8	Slimp, R.	Grant, M.	Woolery, J.	Garcia, A.	Alejandre, B.	Bragg, K.	Ramirez, A.	Berry, S.	Lamar, J.
May 16	South Carolina	49-8	Slimp, R.	Grant, M.	Woolery, J.	Garcia, A.	Alejandre, B.	Bragg, K.	Ramirez, A.	Berry, S.	Lamar, J.
May 17	South Carolina	50-8	Slimp, R.	Grant, M.	Woolery, J.	Garcia, A.	Alejandre, B.	Bragg, K.	Ramirez, A.	Berry, S.	Lamar, J.
May 22	No. 23 UCF	51-8	Slimp, R.	Grant, M.	Woolery, J.	Garcia, A.	Alejandre, B.	Bragg, K.	Ramirez, A.	Berry, S.	Lamar, J.
May 23	No. 23 UCF	52-8	Slimp, R.	Grant, M.	Woolery, J.	Garcia, A.	Alejandre, B.	Bragg, K.	Ramirez, A.	Berry, S.	Lamar, J.

STARTING PITCHER LOG

PITCHER	OPPONENT	DATE	DECISION	IP	H	R	ER	BB	SO	NP	STRIKES
Tinsley, T.	UC Santa Barbara	Feb. 6	W	5.0	6	1	1	2	6	93	63
Cable, N.	Northern Colorado	Feb. 6	W	5.0	3	1	1	1	8	74	46
Somerndike, S.	vs. Oregon State	Feb. 7	ND	1.2	4	4	4	1	1	54	30
Tinsley, T.	vs. Utah	Feb. 7	W	5.0	1	0	0	1	7	85	54
Cable, N.	UC Riverside	Feb. 8	ND	2.0	2	0	0	1	1	31	21
Tinsley, T.	vs. Oklahoma State	Feb. 13	L	7.1	9	4	3	3	8	95	67
Nally, B.	vs. Missouri	Feb. 13	ND	2.1	4	4	4	0	2	37	24
Cable, N.	vs. No. 3 Tennessee	Feb. 14	L	2.1	4	7	6	3	2	70	37
Tinsley, T.	vs. No. 7 Florida State	Feb. 14	L	1.1	8	7	7	0	0	36	25
Tinsley, T.	vs. No. 12 LSU	Feb. 15	W	6.0	3	0	0	2	4	101	63
Tinsley, T.	vs. Auburn	Feb. 19	W	3.0	2	0	0	1	2	49	34
Cable, N.	vs. Nevada	Feb. 20	ND	4.0	8	4	4	1	7	91	59
Tinsley, T.	vs. No. 20 Duke	Feb. 20	W	7.0	9	5	4	1	6	122	85
Somerndike, S.	vs. Fresno State	Feb. 21	W	5.0	1	0	0	0	2	54	38
Tinsley, T.	vs. No. 13 South Carolina	Feb. 21	W	7.0	3	4	0	0	4	88	60
Cable, N.	vs. No. 11 Texas A&M	Feb. 22	W	4.2	5	4	4	3	0	84	47
Somerndike, S.	vs. East Texas A&M	Feb. 27	W	3.0	1	0	0	1	3	42	26
Tinsley, T.	vs. No. 4 Florida	Feb. 27	ND	4.0	12	7	7	1	4	104	72
Somerndike, S.	vs. BYU	Feb. 28	W	4.0	7	5	5	2	3	74	45
Cable, N.	vs. Seattle U	Feb. 28	W	4.0	10	10	9	3	3	78	52
Nally, B.	vs. Oregon State	March 1	ND	2.1	1	1	1	3	1	44	20
Somerndike, S.	Wisconsin	March 6	ND	1.0	3	3	2	0	0	26	14
Tinsley, T.	Wisconsin	March 7	W	5.0	2	0	0	3	5	89	54
Nally, B.	Wisconsin	March 8	ND	1.1	5	5	4	1	0	30	15
Cable, N.	LMU	March 11	W	5.0	3	1	1	4	3	75	48
Tinsley, T.	Michigan State	March 13	W	5.0	3	0	0	2	3	94	60
Cable, N.	Michigan State	March 14	ND	2.0	4	6	2	2	1	50	23
Tinsley, T.	Michigan State	March 15	W	6.0	6	2	2	1	5	102	72
Tinsley, T.	at Rutgers	March 21	W	5.0	3	5	2	6	3	96	55
Cable, N.	at Rutgers	March 22	W	5.0	5	3	3	2	3	86	51
Nally, B.	at Rutgers	March 23	ND	2.2	3	2	2	6	1	68	34
Tinsley, T.	at No. 9 Nebraska	March 27	L	6.0	5	4	4	7	7	143	84
Cable, N.	at No. 9 Nebraska	March 28	ND	1.0	0	2	2	5	0	34	11
Nally, B.	at No. 9 Nebraska	March 29	L	1.2	4	3	3	0	0	28	16
Nally, B.	Hawai'i	April 2	ND	2.2	4	3	3	4	1	76	39
Tinsley, T.	Indiana	April 3	W	7.0	7	4	2	0	5	102	74
Cable, N.	Indiana	April 4	W	7.0	5	2	2	1	5	137	85
Tinsley, T.	Indiana	April 5	W	7.0	3	0	0	2	2	80	52
Cable, N.	at Cal State Fullerton	April 7	ND	1.0	6	7	7	2	0	44	26
Tinsley, T.	at Illinois	April 10	W	6.0	2	0	0	3	6	99	61
Somerndike, S.	at Illinois	April 11	W	6.0	3	1	1	3	1	71	47
Nally, B.	at Illinois	April 12	W	5.0	5	0	0	1	1	50	32
Tinsley, T.	California Baptist	April 14	W	7.0	6	6	6	1	3	98	68
Cable, N.	at Long Beach State	April 15	ND	3.0	4	7	7	4	1	72	36
Nally, B.	California (DH-1)	April 18	W	4.0	4	4	4	1	1	54	34
Tinsley, T.	California (DH-2)	April 18	W	5.0	3	1	1	1	3	56	40
Tinsley, T.	at No. 25 Washington	April 24	W	7.0	7	5	5	2	8	119	81
Nally, B.	at No. 25 Washington	April 25	ND	1.2	2	2	2	2	0	44	25
Tinsley, T.	at No. 25 Washington	April 26	W	5.0	5	1	1	1	7	83	57
Tinsley, T.	No. 11 Oregon	May 1	L	7.0	13	8	8	2	2	118	79
Cable, N.	No. 11 Oregon	May 2	ND	1.1	4	3	3	1	0	38	22
Nally, B.	No. 11 Oregon	May 3	ND	2.0	4	3	3	1	2	93	23
Tinsley, T.	vs. Penn State	May 7	W	7.0	5	1	0	5	9	132	83
Tinsley, T.	vs. Wisconsin	May 8	W	4.0	6	3	1	0	4	82	53
Tinsley, T.	vs. No. 2 Nebraska	May 9	L	6.0	6	7	5	2	2	114	71
Tinsley, T.	California Baptist	May 15	ND	4.1	6	10	9	3	3	98	67
Tinsley, T.	South Carolina	May 16	W	7.0	7	2	2	1	6	99	68
Tinsley, T.	South Carolina	May 17	W	6.0	2	1	1	2	2	83	55
Tinsley, T.	No. 23 UCF	May 22	W	5.0	3	1	1	0	2	82	52
Tinsley, T.	No. 23 UCF	May 23	W	7.0	9	4	4	3	11	127	79
TOTALS		60 gms	35-7	263.2	285	190	153	127	192		

PITCHING CAREER LINES

3 • Natalie Cable • LHP • Fr.

Year	era	w-l	app	gs	cg	sho	sv	ip	h	r	er	bb	so	2b	3b	hr	bf	bavg	wp	hbp	bk	sfa	sha
2026	6.72	9-1	22	14	3	0/1	0	67.2	90	72	65	46	51	11	4	16	356	.315	6	23	0	1	0
TOTAL	6.72	9-1	22	14	3	0/1	0	67.2	90	72	65	46	51	11	4	16	356	.315	6	23	0	1	0



NATALIE CABLE

#3 • LHP • 5-6 • Fr.
Bloomington Senior HS
Valrico, Fla.

SEASON & CAREER HIGHS

Stat	Value	Opponent
Innings Pitched	5.0 (3x)	MR: at Rutgers (3/22/26)
Hits Allowed	10	vs. Seattle U (2/28/26)
Runs Allowed	10	vs. Seattle U (2/28/26)
Earned Runs Allowed	9	vs. Seattle U (2/28/26)
Walks Allowed	5	at Nebraska (3/28/26)
Home Runs Allowed	2 (2x)	MR: Oregon (5/2/26)
Strikeouts	8	Northern Colorado (2/6/26)

THE LAST TIME IN STARTS

0 Earned Runs: at Rutgers (3/22/26)
 CG Shutout: Never happened
 Complete Game: Indiana (4/4/26)
 Worked 5.0+ Innings: Indiana (4/4/26)
 5+ Strikeouts: Indiana (4/4/26)
 0 Walks (min. 3.0 IP): Never happened
 No-Hitter: Never happened
 Perfect Game: Never happened

THE LAST TIME IN RELIEF

0 Earned Runs: at Washington (4/26/26)
 Worked 3.0+ Innings: at Washington (4/26/26)
 5+ Strikeouts: Never happened
 0 Walks: California (4/18/26)
 Earned Save: Never happened

2026 Game-By-Game Statistics (Freshman)

22 Appearances (14 Starts)

Date	Opponent	IP	H	R	ER	BB	SO	DEC
2/6	Northern Colorado *	5.0	3	1	1	1	8	W
2/8	UC Riverside *	2.0	2	0	0	1	1	-
2/14	vs. (3) Tennessee *	21	4	7	6	3	2	L
2/14	vs. (7) Florida State	4.2	6	4	4	3	2	-
2/19	vs. Auburn	2.0	3	1	1	0	2	-
2/20	vs. Nevada *	4.0	8	4	4	1	7	-
2/22	vs. (11) Texas A&M *	4.2	5	4	4	3	0	W
2/27	vs. (4) Florida	3.0	9	5	5	2	1	W
2/28	vs. Seattle U *	4.0	10	10	9	3	3	W
3/11	LMU *	5.0	3	1	1	4	3	W
3/14	Michigan State *	2.0	4	6	2	2	1	-
3/22	at Rutgers *	5.0	5	3	3	2	3	W
3/23	at Rutgers *	2.2	1	0	0	3	4	W
3/28	at (9) Nebraska *	1.0	0	2	2	5	0	-
3/29	at (9) Nebraska	2.1	4	2	1	1	2	-
4/4	Indiana *	7.0	5	2	2	1	5	W
4/7	at Cal State Fullerton *	1.0	6	7	7	2	0	-
4/15	at Long Beach State *	3.0	4	7	7	4	1	-
4/18	California (DH-1)	1.0	1	1	1	0	0	-
4/25	at (25) Washington	3.2	2	0	0	3	4	W
5/2	(11) Oregon *	1.1	4	3	3	1	0	-
5/8	vs. Wisconsin	1.0	1	2	2	1	2	-

* indicates Game Started

italicized indicates NCAA Tournament contest

PITCHING CAREER LINES

55 • Brynne Nally • RHP • So.

BRYNNE NALLY'S CAREER STATISTICS (2025 AT LONG BEACH STATE)

Season	ERA	W-L	APP	GS	CG	SHO	SV	IP	H	R	ER	BB	SO	2B	3B	HR	BF	B/AVG	WP	HBP	BK	SFA	SHA
2025	3.22	6-6	21	12	3	0	0	74.0	68	38	34	41	49	13	0	5	328	.245	10	3	0	2	4
2026	5.74	5-1	22	10	1	1/3	0	50.0	64	44	41	26	23	18	0	12	239	.314	4	4	0	1	4
CAREER	4.23	11-7	43	22	4	1/3	0	124.0	132	82	75	67	72	31	0	17	567	.295	14	7	0	3	8



BRYNNE NALLY

#55 • RHP • 5-9 • So.
 Pacifica HS (Long Beach State)
 Garden Grove, Calif.

SEASON HIGHS

Stat	Value	Opponent
Innings Pitched	5.0	at Illinois (4/12/26)
Hits Allowed	7	vs. BYU (2/28/26)
Runs Allowed	5	Wisconsin (3/8/26)
Earned Runs Allowed	4 (4x)	MR: California (4/18/26)
Walks Allowed	6	at Rutgers (3/23/26)
Home Runs Allowed	3	vs. Tennessee (2/14/26)
Strikeouts	5	vs. Oregon State (2/7/26)

CAREER HIGHS

Stat	Value	Opponent
Innings Pitched	7.0	vs. Utah (2/21/25)
Hits Allowed	7 (2x)	MR: vs. BYU (2/28/26)
Runs Allowed	6	vs. Oregon State (2/22/25)
Earned Runs Allowed	6	vs. Oregon State (2/22/25)
Walks Allowed	6	at Rutgers (3/23/26)
Home Runs Allowed	3	vs. Tennessee (2/14/26)
Strikeouts	5 (2x)	MR: vs. Oregon St. (2/7/26)

THE LAST TIME IN STARTS

0 Earned Runs:	at Illinois (4/12/26)
CG Shutout:	at Illinois (4/12/26)
Complete Game:	at Illinois (4/12/26)
Worked 5.0+ Innings:	at Illinois (4/12/26)
5+ Strikeouts:	Never happened
0 Walks (min. 3.0 IP):	UC San Diego (3/14/25)
No-Hitter:	Never happened
Perfect Game:	Never happened

THE LAST TIME IN RELIEF

0 Earned Runs:	at Illinois (4/10/26)
Worked 3.0+ Innings:	Michigan State (3/14/26)
5+ Strikeouts:	vs. Oregon State (2/7/26)
0 Walks:	at Illinois (4/10/26)
Earned Save:	Never happened

2026 Game-By-Game Statistics (Sophomore)

22 Appearances (10 Starts)

Date	Opponent	IP	H	R	ER	BB	SO	DEC
2/7	vs. Oregon State	3.1	0	0	0	1	5	W
2/8	UC Riverside	1.0	0	0	0	0	0	-
2/13	vs. Missouri *	2.1	4	4	4	0	2	-
2/14	vs. (3) Tennessee	1.2	4	4	4	1	1	-
2/27	vs. East Texas A&M	2.0	1	0	0	0	0	-
2/28	vs. BYU	3.0	7	3	3	1	3	-
2/28	vs. Seattle U	2.0	0	0	0	1	1	-
3/1	vs. Oregon State *	2.1	1	1	1	3	1	-
3/6	Wisconsin	2.0	3	2	2	1	0	-
3/8	Wisconsin *	1.1	5	5	4	1	0	-
3/14	Michigan State	3.0	5	4	3	0	1	W
3/22	at Rutgers	1.0	0	0	0	1	0	-
3/23	at Rutgers *	2.2	3	2	2	6	1	-
3/29	at (9) Nebraska *	1.2	4	3	3	0	0	L
4/2	Hawai'i *	2.2	4	3	3	4	1	-
4/7	at Cal State Fullerton	1.2	4	3	2	0	0	-
4/10	at Illinois	1.0	1	0	0	0	1	-
4/12	at Illinois *	5.0	5	0	0	1	1	W
4/18	California (DH-1) *	4.0	4	4	4	1	1	W
4/25	at (25) Washington *	1.2	2	2	2	2	0	-
5/3	(11) Oregon *	2.0	4	3	3	1	2	-
5/15	California Baptist	2.2	3	1	1	1	2	W

* indicates Game Started

italicized indicates NCAA Tournament contest

2025 Game-By-Game Statistics (Freshman)

21 Appearances (12 Starts)

Date	Opponent	IP	H	R	ER	BB	SO	DEC
2/7	Seattle U. *	6.0	4	3	1	4	2	W
2/8	Fresno State *	3.0	0	0	0	1	0	W
2/9	(2) Oklahoma	2.2	2	0	0	3	4	-
2/11	Winthrop *	4.0	4	0	0	0	4	-
2/15	Iowa State *	3.2	5	3	3	1	4	L
2/21	vs. Utah *	7.0	5	1	1	3	4	W
2/22	vs. Oregon State *	5.1	7	6	6	3	4	L
2/23	vs. Howard *	6.0	4	1	1	1	3	W
3/1	Omaha *	1.2	0	0	0	4	2	-
3/8	at Hawai'i *	2.0	5	3	3	1	2	-
3/14	UC San Diego *	3.1	4	4	3	0	3	L
3/21	at CSUN *	3.2	1	1	1	3	3	L
3/22	at CSUN *	0.0	2	2	2	1	0	-
4/2	(21) Ohio State	2.1	3	2	2	0	5	-
4/6	Cal State Fullerton *	7.0	3	1	1	2	0	L
4/12	at UC Santa Barbara	1.1	2	1	1	5	2	-
4/13	at UC Santa Barbara	4.0	4	1	1	2	1	W
4/18	UC Riverside	4.1	8	5	4	1	3	L
4/19	UC Riverside	4.0	0	0	0	1	1	W
4/22	at (7) UCLA	2.0	1	1	1	4	1	-
4/25	at CSU Bakersfield *	0.2	4	3	3	1	1	-

* indicates Game Started

italicized indicates NCAA Tournament contest

PITCHING CAREER LINES

10 • Sydney Somerndike • RHP • R-Jr.

SYDNEY SOMERNDIKE'S CAREER STATISTICS (2023-25 AT ARIZONA)

Season	ERA	W-L	APP	GS	CG	SHO	SV	IP	H	R	ER	BB	SO	2B	3B	HR	BF	B/AVG	WP	HBP	BK	SFA	SHA
2023	4.01	4-2	22	7	1	0	0	45.1	49	27	26	12	39	9	1	13	201	.271	1	5	0	3	0
2024	DNP	--	--	--	--	--	--	--	--	--	--	--	--	--	--	--	--	--	--	--	--	--	--
2025	21.00	0-0	2	0	0	0	0	0.2	2	2	2	2	1	0	0	1	6	.500	0	0	0	0	0
2026	5.86	6-0	14	6	2	1/2	0	28.2	33	26	24	15	18	7	1	5	135	.297	3	5	0	2	2
CAREER	4.87	10-2	38	13	3	1/2	0	74.2	84	55	52	29	58	16	2	19	342	.316	4	10	0	5	2



SYDNEY SOMERNDIKE

#10 • RHP • 5-7 • R-Jr.

Villa Park HS (Arizona)

Villa Park, Calif.

SEASON HIGHS

Stat	Value	Opponent
Innings Pitched	6.0	at Illinois (4/11/26)
Hits Allowed	7	vs. BYU (2/28/26)
Runs Allowed	5	vs. BYU (2/28/26)
Earned Runs Allowed	5	vs. BYU (2/28/26)
Walks Allowed	4	vs. Hawai'i (4/2/26)
Home Runs Allowed	2	vs. Oregon State (2/7/26)
Strikeouts	3 (3x)	MR: vs. BYU (2/28/26)

CAREER HIGHS

Stat	Value	Opponent
Innings Pitched	6.0	at Illinois (4/11/26)
Hits Allowed	7	vs. BYU (2/28/26)
Runs Allowed	5	vs. BYU (2/28/26)
Earned Runs Allowed	5	vs. BYU (2/28/26)
Walks Allowed	4	vs. Hawai'i (4/2/26)
Home Runs Allowed	2 (4x)	MR: vs. Oregon State (2/7/26)
Strikeouts	6	New Mexico State (3/15/23)

THE LAST TIME IN STARTS

0 Earned Runs:	vs. Fresno State (2/21/26)
CG Shutout:	vs. Fresno State (2/21/26)
Complete Game:	at Illinois (4/11/26)
Worked 5.0+ Innings:	at Illinois (4/11/26)
5+ Strikeouts:	New Mexico State (3/15/23)
0 Walks (min. 3.0 IP):	Wisconsin (3/6/26)
No-Hitter:	Never happened
Perfect Game:	Never happened

THE LAST TIME IN RELIEF

0 Earned Runs:	No. 11 Oregon (5/3/26)
Worked 3.0+ Innings:	Hawai'i (4/2/26)
5+ Strikeouts:	at Arizona State (3/12/23)
0 Walks:	No. 11 Oregon (5/3/26)
Earned Save:	Never happened

2026 Game-By-Game Statistics (RS Junior)

14 Appearances (6 Starts)

Date	Opponent	IP	H	R	ER	BB	SO	DEC
2/7	vs. Oregon State *	1.2	4	4	4	1	1	-
2/8	UC Riverside	1.0	0	0	0	0	3	W
2/13	vs. Missouri	0.0	2	1	1	0	0	-
2/21	vs. Fresno State *	5.0	1	0	0	0	2	W
2/27	vs. East Texas A&M *	3.0	1	0	0	1	3	W
2/28	vs. BYU *	4.0	7	5	5	2	3	W
3/6	Wisconsin *	1.0	3	3	2	0	0	-
3/23	at Rutgers	0.2	2	4	4	3	1	-
3/29	at (9) Nebraska	0.0	2	3	3	1	0	-
4/2	Hawai'i	4.1	1	2	2	4	2	W
4/7	at Cal State Fullerton	1.0	2	1	0	0	1	-
4/11	at Illinois *	6.0	3	1	1	3	1	W
4/15	at Long Beach State	0.1	3	2	2	0	0	-
5/3	(11) Oregon	0.2	2	0	0	0	1	-

* indicates Game Started

italicized indicates NCAA Tournament contest

2025 Game-By-Game Statistics (RS Sophomore)

2 Appearances (0 Starts)

Date	Opponent	IP	H	R	ER	BB	SO	DEC
2/7	Western Michigan	0.0	1	2	2	1	0	-
2/20	UC Davis	0.2	1	0	0	1	1	-

* indicates Game Started

italicized indicates NCAA Tournament contest

2023 Game-By-Game Statistics (Freshman)

22 Appearances (7 Starts)

Date	Opponent	IP	H	R	ER	BB	SO	DEC
2/10	Kansas	2.0	0	0	0	1	0	-
2/17	vs. Mississippi State	2.1	3	2	1	1	3	L
2/19	vs. Indiana *	3.0	2	0	0	0	1	W
2/23	at (7) Arkansas	4.0	2	0	0	1	2	W
2/24	vs. Drake *	2.0	1	1	1	0	2	-
3/1	CSU Bakersfield *	5.0	2	1	1	0	5	W
3/4	Nebraska	3.1	6	3	3	0	3	-
3/4	Texas A&M Commerce	1.0	3	2	2	0	1	-
3/12	at (22) Arizona State	3.0	3	1	1	1	5	-
3/15	New Mexico State *	4.0	2	0	0	0	6	W
3/17	Utah	2.2	4	2	2	0	1	-
3/19	Utah	0.1	2	1	1	0	0	-
3/24	at (9) Washington	1.0	0	0	0	0	1	-
3/31	Georgetown *	1.2	2	3	3	0	2	-
4/6	at (7) Stanford	1.0	1	1	1	2	2	-
4/14	(2) UCLA	0.2	0	0	0	0	1	-
4/15	(2) UCLA	0.1	1	0	0	0	0	-
4/16	(2) UCLA	1.0	3	3	3	2	1	-
4/21	at (17) Oregon	0.1	3	3	3	1	0	-
4/28	Oregon State	2.1	2	1	1	3	1	-
4/30	Oregon State *	2.1	2	0	0	0	0	-
5/6	California *	2.0	5	3	3	0	2	L

* indicates Game Started

italicized indicates NCAA Tournament contest

PITCHING CAREER LINES

23 • Taylor Tinsley • RHP • Sr.

Year	era	w-l	app	gs	cg	sho	sv	ip	h	r	er	bb	so	2b	3b	hr	bf	bavg	wp	hbp	bk	sfa	sha
2023	1.47	6-1	20	13	3	3/3	0	57.1	53	19	12	9	48	11	3	3	245	.230	2	4	0	0	1
2024	1.90	18-8	34	22	12	3/1	3	147.1	137	55	40	26	166	23	0	19	617	.239	4	9	0	3	6
2025	2.44	15-6	35	24	11	2/5	3	137.2	107	56	48	24	159	16	2	13	554	.210	2	9	0	1	10
2026	3.03	32-6	45	30	24	5/2	0	215.0	207	116	93	84	179	37	3	29	956	.248	7	23	0	3	10
TOTAL	2.42	71-21	134	89	50	13/11	6	557.1	504	246	193	143	552	87	8	64	2372	.235	15	45	0	7	27



TAYLOR TINSLEY

#23 • RHP • 5-7 • Sr.
George Walton Academy
Lawrenceville, Ga.

SEASON HIGHS

Stat	Value	Opponent
Innings Pitched	7.1	vs. Oklahoma State (2/13/26)
Hits Allowed	13	Oregon (5/1/26)
Runs Allowed	10 (2x)	MR: Cal Baptist (5/15/26)
Earned Runs Allowed	9	Cal Baptist (5/15/26)
Walks Allowed	7	at Nebraska (3/27/26)
Home Runs Allowed	4	Oregon (5/1/26)
Strikeouts	11	UCF (5/23/26)

CAREER HIGHS

Stat	Value	Opponent
Innings Pitched	9.0	at Stanford (4/19/24)
Hits Allowed	13	Oregon (5/1/26)
Runs Allowed	10 (2x)	MR: Cal Baptist (5/15/26)
Earned Runs Allowed	9	Cal Baptist (5/15/26)
Walks Allowed	7	at Nebraska (3/27/26)
Home Runs Allowed	4	Oregon (5/1/26)
Strikeouts	15	at Stanford (4/19/24)

THE LAST TIME IN STARTS

0 Earned Runs:	vs. Penn State (5/7/26)
CG Shutout:	Indiana (4/5/26)
Complete Game:	UCF (5/23/26)
Worked 5.0+ Innings:	UCF (5/23/26)
5+ Strikeouts:	UCF (5/23/26)
0 Walks (min. 3.0 IP):	UCF (5/22/26)
No-Hitter:	at San Diego State (3/8/25)
Perfect Game:	Never happened

THE LAST TIME IN RELIEF

0 Earned Runs:	Oregon (5/3/26)
Worked 3.0+ Innings:	Oregon (5/2/26)
5+ Strikeouts:	Oregon (5/2/26)
0 Walks:	Oregon (5/3/26)
Earned Save:	at South Carolina (5/25/25)

2026 Game-By-Game Statistics (Senior)

45 Appearances (30 Starts)

Date	Opponent	IP	H	R	ER	BB	SO	DEC
2/6	UC Santa Barbara *	5.0	6	1	1	2	6	W
2/7	vs. Utah *	5.0	1	0	0	1	7	W
2/8	UC Riverside	1.0	0	0	0	0	1	-
2/13	vs. Oklahoma State *	7.1	9	4	3	3	8	L
2/13	vs. Missouri	4.2	3	0	0	1	8	W
2/14	vs. (7) Florida State *	1.1	8	7	7	0	0	L
2/15	vs. (12) LSU *	6.0	3	0	0	2	4	W
2/19	vs. Auburn *	3.0	2	0	0	1	2	W
2/20	vs. Nevada	3.0	2	1	1	2	3	W
2/20	vs. (20) Duke *	7.0	9	5	4	1	6	W
2/21	vs. (13) South Carolina *	7.0	3	4	0	0	4	W
2/22	vs. (11) Texas A&M	0.1	2	3	3	2	0	-
2/27	vs. (4) Florida *	4.0	12	7	7	1	4	-
2/28	vs. Seattle U	1.0	1	0	0	1	1	-
3/1	vs. Oregon State	2.2	3	2	2	3	3	W
3/6	Wisconsin	2.0	1	0	0	1	3	W
3/7	Wisconsin *	5.0	2	0	0	3	5	W
3/8	Wisconsin	5.2	8	4	3	3	3	W
3/13	Michigan State *	5.0	3	0	0	2	3	W
3/15	Michigan State *	6.0	6	2	2	1	5	W
3/21	at Rutgers *	5.0	3	5	2	6	3	W
3/27	at (9) Nebraska *	6.0	5	4	4	7	7	L
3/28	at (9) Nebraska	6.0	5	3	3	4	2	W
3/29	at (9) Nebraska	2.0	2	0	0	0	2	-
4/3	Indiana *	7.0	7	4	2	0	5	W
4/5	Indiana *	7.0	3	0	0	2	2	W
4/7	at Cal State Fullerton	3.1	1	0	0	0	2	W
4/10	at Illinois *	6.0	2	0	0	3	6	W
4/14	California Baptist *	7.0	6	6	6	1	3	W
4/15	at Long Beach State	3.2	4	0	0	1	4	W
4/18	California (DH-2) *	5.0	3	1	1	1	3	W
4/24	at (25) Washington *	7.0	7	5	5	2	8	W
4/25	at (25) Washington	1.2	1	0	0	2	3	-
4/26	at (25) Washington *	5.0	5	1	1	1	7	W
5/1	(11) Oregon *	7.0	13	8	8	2	2	L
5/2	(11) Oregon	5.2	12	10	5	3	5	L
5/3	(11) Oregon	2.1	0	0	0	0	3	W
5/7	vs. Penn State *	7.0	5	1	0	5	9	W
5/8	vs. Wisconsin *	4.0	6	3	1	0	4	W
5/9	vs. (2) Nebraska *	6.0	6	7	5	2	2	L
5/15	California Baptist *	4.1	6	10	9	3	3	-
5/16	South Carolina *	7.0	7	2	2	1	6	W
5/17	South Carolina *	6.0	2	1	1	2	2	W
5/22	(23) UCF *	5.0	3	1	1	0	2	W
5/23	(23) UCF *	7.0	9	4	4	3	11	W

* indicates Game Started

italicized indicates NCAA Tournament contest

2025 Game-By-Game Statistics (Junior)

35 Appearances (24 Starts)

Date	Opponent	IP	H	R	ER	BB	SO	DEC
2/7	IU Indy (Gm. 1) *	5.0	1	0	0	0	14	W
2/8	vs. Nevada	2.0	1	0	0	0	4	S, 1
2/14	vs. (9) Oklahoma State	2.0	3	2	2	0	2	-
2/15	vs. (14) Alabama *	1.2	5	3	3	0	2	-
2/16	vs. Virginia *	1.1	6	5	5	0	3	-
2/20	vs. (16) Nebraska *	6.0	3	1	0	4	8	W
2/22	vs. Baylor	1.0	0	0	0	0	1	-
2/23	vs. (11) Duke *	7.0	4	1	1	0	7	L
2/27	vs. (5) LSU	1.0	0	0	0	1	1	-
2/28	at CSU Fullerton *	7.0	7	2	2	1	13	W
3/1	vs. (12) Arizona *	1.0	3	2	2	0	0	-
3/7	Sacramento State	1.2	2	1	1	0	2	-
3/8	at San Diego State *	7.0	0	0	0	1	9	W
3/14	Purdue *	5.0	2	0	0	0	10	W
3/15	Purdue	1.0	0	0	0	0	1	S, 2
3/22	at Iowa *	5.0	3	0	0	1	7	W
3/23	at Iowa	1.0	4	5	5	2	1	L
3/29	at Maryland *	6.0	2	1	1	0	9	W
4/1	CSUN *	5.0	4	2	2	0	6	W
4/5	(21) Ohio State *	7.0	1	0	0	2	10	W
4/12	Washington *	7.0	3	2	2	0	11	W
4/18	at (5) Oregon *	6.0	4	3	3	0	4	L
4/20	at (5) Oregon	1.0	2	1	1	0	1	-
4/26	at Michigan *	6.0	6	3	1	0	6	W
4/27	at Michigan *	0.2	3	4	4	1	0	-
5/2	Northwestern *	2.0	4	3	0	0	1	L
5/4	Northwestern *	6.1	4	1	1	0	6	-
5/8	vs. Indiana *	7.0	7	4	4	3	1	W
5/10	vs. Michigan	1.1	0	0	0	0	1	-
5/16	UC Santa Barbara *	4.0	3	1	1	1	1	W
5/18	UC Santa Barbara *	4.0	3	1	1	0	6	W
5/24	at (14) South Carolina *	7.0	8	4	2	2	7	W
5/25	at (14) South Carolina	1.1	2	0	0	0	2	S, 3
5/31	vs. (10) Texas Tech *	7.0	4	3	3	1	2	L
6/1	vs. (7) Tennessee	3.1	3	1	1	4	0	L

* indicates Game Started

italicized indicates NCAA Tournament contest

2024 and 2023 GBG Statistics on next page.

PITCHING CAREER LINES

23 • Taylor Tinsley • RHP • Sr.

2024 Game-By-Game Statistics (Sophomore)

34 Appearances (22 Starts)

Date	Opponent	IP	H	R	ER	BB	SO	DEC
2/9	Maryland	1.0	2	0	0	0	3	S, 1
2/9	(8) Texas *	7.0	7	3	1	2	8	L
2/10	San Diego	0.1	0	0	0	0	1	S, 2
2/11	(9) Oklahoma State *	4.2	10	7	5	1	3	L
2/16	vs. (7) Florida State *	4.1	9	4	4	1	3	-
2/16	vs. (4) Georgia *	6.1	5	6	6	4	4	L
2/23	vs. Nebraska	1.0	0	0	0	0	1	W
2/23	vs. (24) Northwestern *	7.0	3	0	0	2	9	W
2/24	vs. Baylor *	7.0	11	5	0	2	11	L
2/25	vs. (5) Tennessee *	7.0	8	2	2	0	9	W
3/1	vs. (13) Florida *	6.0	6	1	1	1	7	L
3/3	vs. San Jose State *	4.0	3	1	1	0	5	-
3/8	Utah *	6.2	2	0	0	1	9	W
3/9	Utah	4.0	3	2	0	0	7	W
3/16	LMU (Gm. 1) *	5.0	3	0	0	0	4	W
3/22	at (8) Washington *	0.2	5	4	4	1	0	L
3/23	at (8) Washington *	6.0	11	6	5	0	4	L
3/28	(24) Oregon	1.1	0	0	0	0	2	W
3/29	(24) Oregon *	4.0	6	1	1	3	3	W
4/5	at Oregon State *	7.0	3	1	1	1	12	W
4/7	at Oregon State *	3.1	6	1	1	0	5	L
4/12	(20) California *	7.0	6	1	1	0	9	W
4/19	at (5) Stanford *	9.0	5	0	0	0	15	W
4/20	at (5) Stanford	4.0	2	0	0	1	3	W
4/21	at (5) Stanford	2.2	0	0	0	0	2	W
4/26	(19) Arizona *	4.0	4	2	0	1	4	W
5/10	vs. (18) Arizona	4.0	2	1	1	0	1	W
5/11	vs. Utah	1.0	0	0	0	0	2	S, 3
5/18	(15) Virginia Tech *	1.1	3	4	3	1	3	-
5/19	Grand Canyon *	5.0	2	1	1	2	6	W
5/24	(14) Georgia *	7.0	4	1	1	1	6	W
5/30	vs. (19) Alabama	3.0	2	0	0	1	2	W
6/1	vs. (2) Oklahoma	2.0	1	0	0	0	2	-
6/2	vs. (8) Stanford	3.2	3	1	1	0	1	-

* indicates Game Started

italicized indicates NCAA Tournament contest

2023 Game-By-Game Statistics (Freshman)

20 Appearances (13 Starts)

Date	Opponent	IP	H	R	ER	BB	SO	DEC
2/11	CSU Bakersfield *	5.0	0	0	0	0	4	W
2/18	vs. (6) Florida State *	1.1	3	2	2	2	1	-
2/19	vs. Louisiana *	3.2	1	3	0	1	3	-
2/24	vs. Iowa *	4.0	4	1	1	0	6	-
2/25	vs. Texas A&M *	7.0	4	0	0	4	8	W
2/26	vs. (2) Oklahoma	2.2	8	6	5	0	1	-
3/3	vs. Fresno State *	2.2	6	1	1	0	3	-
3/4	vs. Cal Poly *	3.0	3	0	0	1	1	W
3/7	Howard *	5.0	2	0	0	0	7	W
3/11	at California *	2.0	2	1	1	0	1	L
3/26	at (19) Oregon	2.0	2	0	0	0	1	-
4/2	(6) Stanford *	4.0	3	0	0	0	3	W
4/4	at UC San Diego	1.0	0	0	0	0	2	-
4/6	Oregon State	0.2	1	2	0	0	0	-
4/15	at (24) Arizona	2.0	3	0	0	0	3	-
4/19	at Long Beach St. *	5.0	1	0	0	1	2	W
4/25	at CSUN *	3.2	6	1	1	0	1	-
4/30	at (23) Utah *	0.1	3	2	1	0	0	-
5/1	at BYU	2.0	1	0	0	0	1	-
5/5	San Diego State	0.1	0	0	0	0	0	-

* indicates Game Started

LINE SCORES

GAME 1: UCLA 18, UC Santa Barbara 1

Feb. 6 at Easton Stadium (Los Angeles, Calif.)

	1	2	3	4	5	R	H	E
UCSB	0	0	0	0	1	1	6	1
UCLA	1	8	7	2	X	18	11	0

WP: Tinsley (1-0) LP: Myers (0-1)
Time: 2:07 Attendance: 1156

GAME 2: UCLA 10, Northern Colorado 1

Feb. 6 at Easton Stadium (Los Angeles, Calif.)

	1	2	3	4	5	R	H	E
UNC	0	0	0	1	0	1	3	1
UCLA	0	1	2	7	X	10	11	0

WP: Cable (1-0) LP: Hydock (0-1)
Time: 1:40 Attendance: 1156

GAME 3: UCLA 12, Oregon State 4

Feb. 7 at Bill Barber Park (Irvine, Calif.)

	1	2	3	4	5	R	H	E
OSU	1	3	0	0	0	4	4	2
UCLA	2	0	5	1	4	12	9	1

WP: Nally (1-0) LP: Streuber (0-1)
Time: 2:01 Attendance: --

GAME 4: UCLA 11, Utah 0

Feb. 7 at Bill Barber Park (Irvine, Calif.)

	1	2	3	4	5	R	H	E
UTAH	0	0	0	0	0	0	1	2
UCLA	1	5	2	3	X	11	11	0

WP: Tinsley (2-0) LP: Reimers (0-1)
Time: 1:58 Attendance: --

GAME 5: UCLA 17, UC Riverside 0

Feb. 8 at Easton Stadium (Los Angeles, Calif.)

	1	2	3	4	5	R	H	E
UCR	0	0	0	0	0	0	2	1
UCLA	10	2	3	2	X	17	16	1

WP: Somerndike (1-0) LP: Mendez (0-1)
Time: 1:41 Attendance: 516

GAME 6: Oklahoma State 4, UCLA 3

Feb. 13 at Eddie C. Moore Complex (Clearwater, Fla.)

	1	2	3	4	5	6	7	8	R	H	E
UCLA	0	1	1	0	0	1	0	0	3	6	0
OKST	3	0	0	0	0	0	0	1	4	9	1

WP: Meylan (2-2) LP: Tinsley (2-1)
Time: 2:16 Attendance: 5218

GAME 7: UCLA 6, Missouri 5

Feb. 13 at Eddie C. Moore Complex (Clearwater, Fla.)

	1	2	3	4	5	6	7	R	H	E
UCLA	0	0	1	0	4	0	1	6	9	1
MIZZ	1	0	4	0	0	0	0	5	9	0

WP: Tinsley (3-1) LP: Carr (1-1)
Time: 2:31 Attendance: 5218

GAME 8: Tennessee 11, UCLA 0

Feb. 14 at Eddie C. Moore Complex (Clearwater, Fla.)

	1	2	3	4	5	R	H	E
UCLA	0	0	0	0	0	0	1	1
TENN	0	0	8	3	X	11	8	1

WP: Nuwer (5-0) LP: Cable (1-1)
Time: 1:47 Attendance: 5122

GAME 9: Florida State 11, UCLA 7

Feb. 14 at Eddie C. Moore Complex (Clearwater, Fla.)

	1	2	3	4	5	6	7	R	H	E
UCLA	1	0	1	4	0	1	0	7	9	0
FSU	3	4	4	0	0	0	X	11	14	1

WP: Francik (5-0) LP: Tinsley (3-2)
Time: 2:19 Attendance: 5122

GAME 10: UCLA 8, LSU 0

Feb. 15 at Eddie C. Moore Complex (Clearwater, Fla.)

	1	2	3	4	5	6	R	H	E
LSU	0	0	0	0	0	0	0	3	1
UCLA	2	2	0	2	1	1	8	11	0

WP: Tinsley (4-2) LP: Monticelli (1-1)
Time: 2:02 Attendance: 4908

GAME 11: UCLA 23, Auburn 1

Feb. 19 at Big League Dreams (Cathedral City, Calif.)

	1	2	3	4	5	R	H	E
AUB	0	0	0	0	1	1	5	2
UCLA	0	3	18	2	X	23	16	1

WP: Tinsley (5-2) LP: Harrison (5-1)
Time: 2:12 Attendance: N/A

GAME 12: UCLA 6, Nevada 5

Feb. 20 at Big League Dreams (Cathedral City, Calif.)

	1	2	3	4	5	6	7	R	H	E
NV	1	0	1	0	3	0	0	5	10	1
UCLA	0	0	2	0	3	1	X	6	10	0

WP: Tinsley (6-2) LP: Bumiller (2-2)
Time: 2:12 Attendance: N/A

GAME 13: UCLA 10, Duke 5

Feb. 20 at Big League Dreams (Cathedral City, Calif.)

	1	2	3	4	5	6	7	R	H	E
DUKE	2	0	0	0	0	3	0	5	9	3
UCLA	1	4	0	0	3	2	X	10	8	1

WP: Tinsley (7-2) LP: Curd (4-2)
Time: 2:23 Attendance: N/A

GAME 14: UCLA 11, Fresno State 0

Feb. 21 at Big League Dreams (Cathedral City, Calif.)

	1	2	3	4	5	R	H	E
FRES	0	0	0	0	0	0	1	2
UCLA	4	2	0	5	X	11	9	0

WP: Somerndike (2-0) LP: Carranco (3-4)
Time: 1:17 Attendance: N/A

GAME 15: UCLA 5, South Carolina 4

Feb. 21 at Big League Dreams (Cathedral City, Calif.)

	1	2	3	4	5	6	7	R	H	E
USC	0	0	0	0	0	4	0	4	3	1
UCLA	0	0	0	0	0	0	5	5	7	1

WP: Tinsley (8-2) LP: Lamb (0-2)
Time: 2:10 Attendance: N/A

GAME 16: UCLA 15, Texas A&M 7

Feb. 22 at Big League Dreams (Cathedral City, Calif.)

	1	2	3	4	5	R	H	E
TAMU	0	5	0	0	2	7	7	1
UCLA	0	6	8	0	1	15	11	0

WP: Cable (2-1) LP: Lessentine (4-1)
Time: 2:01 Attendance: N/A

GAME 17: UCLA 14, East Texas A&M 0

Feb. 27 at Anderson Family Field (Fullerton, Calif.)

	1	2	3	4	5	R	H	E
ETAM	0	0	0	0	0	0	2	0
UCLA	5	6	3	0	X	14	12	0

WP: Somerndike (3-0) LP: Muller (1-4)
Time: 1:29 Attendance: N/A

GAME 18: UCLA 15, Florida 12

Feb. 27 at Anderson Family Field (Fullerton, Calif.)

	1	2	3	4	5	6	7	R	H	E
UCLA	6	3	1	5	0	0	0	15	15	1
UF	4	2	0	3	0	1	2	12	21	3

WP: Cable (3-1) LP: Rothrock (9-1)
Time: 3:21 Attendance: N/A

GAME 19: UCLA 13, BYU 8

Feb. 28 at Anderson Family Field (Fullerton, Calif.)

	1	2	3	4	5	6	7	R	H	E
BYU	3	0	0	0	3	0	2	8	14	0
UCLA	4	3	0	5	0	1	X	13	12	0

WP: Somerndike (4-0) LP: Mares (3-4)
Time: 3:06 Attendance: N/A

GAME 20: UCLA 16, Seattle U 10

Feb. 28 at Anderson Family Field (Fullerton, Calif.)

	1	2	3	4	5	6	7	R	H	E
UCLA	1	0	3	5	5	0	2	16	12	1
SEA	2	0	4	4	0	0	0	10	11	3

WP: Cable (4-1) LP: Mesa (2-2)
Time: 3:02 Attendance: N/A

GAME 21: UCLA 13, Oregon State 3

March 1 at Anderson Family Field (Fullerton, Calif.)

	1	2	3	4	5	R	H	E
UCLA	2	2	1	5	3	13	11	0
OSU	0	0	1	0	2	3	4	2

WP: Tinsley (9-2) LP: Streuber (4-5)
Time: 2:07 Attendance: N/A

GAME 22: UCLA 14, Wisconsin 5

March 6 at Easton Stadium (Los Angeles, Calif.)

	1	2	3	4	5	R	H	E
WIS	3	0	2	0	0	5	7	2
UCLA	1	0	3	7	3	14	14	1

WP: Tinsley (10-2) LP: Jacobson (4-3)
Time: 2:03 Attendance: 915

GAME 23: UCLA 8, Wisconsin 0

March 7 at Easton Stadium (Los Angeles, Calif.)

	1	2	3	4	5	R	H	E
WIS	0	0	0	0	0	0	2	1
UCLA	4	4	0	0	X	8	7	0

WP: Tinsley (11-2) LP: Herr (7-5)
Time: 1:36 Attendance: 1023

GAME 24: UCLA 8, Wisconsin 0

March 8 at Easton Stadium (Los Angeles, Calif.)

	1	2	3	4	5	6	7	R	H	E
WIS	2	4	0	3	0	0	0	9	13	1
UCLA	4	2	5	4	0	1	X	16	15	1

WP: Tinsley (12-2) LP: Lewis (3-2)
Time: 2:50 Attendance: 758

GAME 25: UCLA 9, LMU 1

March 11 at Easton Stadium (Los Angeles, Calif.)

	1	2	3	4	5	R	H	E
LMU	0	0	0	0	1	1	3	2
UCLA	3	1	4	0	1	9	9	0

WP: Cable (5-1) LP: O'Dell (6-6)
Time: 1:47 Attendance: 423

GAME 26: UCLA 10, Michigan State 0

March 13 at Easton Stadium (Los Angeles, Calif.)

	1	2	3	4	5	R	H	E
MSU	0	0	0	0	0	0	3	0
UCLA	4	2	1	3	X	10	10	1

WP: Tinsley (13-2) LP: Schuler (4-3)
Time: 1:29 Attendance: 723

GAME 27: UCLA 18, Michigan State 10

March 14 at Easton Stadium (Los Angeles, Calif.)

	1	2	3	4	5	R	H	E
MSU	0	0	6	3	1	10	9	5
UCLA	8	3	5	2	X	18	9	3

WP: Nally (2-0) LP: Cassidy (3-5)
Time: 2:02 Attendance: 1152

GAME 28: UCLA 10, Michigan State 2

LINE SCORES

GAME 34: Nebraska 8, UCLA 4

March 29 at Bowlin Stadium (Lincoln, Neb.)

	1	2	3	4	5	6	7	R	H	E
UCLA	1	0	0	1	0	0	2	4	7	2
NEB	1	6	0	0	1	0	X	8	12	1

WP: Jensen (13-2) LP: Nally (2-1)

Time: 2:17 Attendance: 2946

GAME 35: UCLA 9, Hawai'i 5

April 2 at Easton Stadium (Los Angeles, Calif.)

	1	2	3	4	5	6	7	R	H	E
UH	1	2	0	0	0	1	1	5	5	1
UCLA	1	0	3	4	0	1	X	9	6	0

WP: Somerndike (5-0) LP: Fidge (1-2)

Time: 2:20 Attendance: 715

GAME 36: UCLA 5, Indiana 4

April 3 at Easton Stadium (Los Angeles, Calif.)

	1	2	3	4	5	6	7	R	H	E
IU	0	0	2	0	1	0	1	4	7	1
UCLA	0	0	1	0	1	3	X	5	7	3

WP: Tinsley (17-3) LP: Mannon (6-1)

Time: 2:21 Attendance: 927

GAME 37: UCLA 7, Indiana 2

April 4 at Easton Stadium (Los Angeles, Calif.)

	1	2	3	4	5	6	7	R	H	E
IU	0	0	0	1	0	1	0	2	5	2
UCLA	0	0	1	1	3	2	X	7	10	1

WP: Cable (8-1) LP: Hooks (6-1)

Time: 2:42 Attendance: 1348

GAME 38: UCLA 4, Indiana 0

April 5 at Easton Stadium (Los Angeles, Calif.)

	1	2	3	4	5	6	7	R	H	E
IU	0	0	0	0	0	0	0	0	3	5
UCLA	0	0	0	3	0	1	X	4	6	0

WP: Tinsley (18-3) LP: Troutt (7-6)

Time: 1:51 Attendance: 519

GAME 39: UCLA 13, Cal State Fullerton 11

April 7 at Anderson Family Field (Fullerton, Calif.)

	1	2	3	4	5	6	7	R	H	E
UCLA	6	1	2	0	0	1	3	13	9	4
CSUF	6	1	4	0	0	0	0	11	13	1

WP: Tinsley (19-3) LP: McCleskey (12-8)

Time: 3:05 Attendance: 1172

GAME 40: UCLA 17, Illinois 0

April 10 at Eichelberger Field (Urbana-Champaign, Ill.)

	1	2	3	4	5	6	7	R	H	E
UCLA	0	1	0	0	2	0	14	17	17	0
ILL	0	0	0	0	0	0	0	0	3	3

WP: Tinsley (20-3) LP: Yergler (2-14)

Time: 2:45 Attendance: 369

GAME 41: UCLA 10, Illinois 1

April 11 at Eichelberger Field (Urbana-Champaign, Ill.)

	1	2	3	4	5	6	7	R	H	E
UCLA	0	0	6	1	1	2		10	10	0
ILL	0	0	0	0	1	0		1	3	0

WP: Somerndike (6-0) LP: Nuechterlein (2-5)

Time: 1:58 Attendance: 742

GAME 42: UCLA 18, Illinois 0

April 12 at Eichelberger Field (Urbana-Champaign, Ill.)

	1	2	3	4	5	6	7	R	H	E
UCLA	7	0	0	7	4			18	18	0
ILL	0	0	0	0	0			0	5	2

WP: Nally (3-1) LP: Frazier (1-2)

Time: 1:48 Attendance: 438

GAME 43: UCLA 13, California Baptist 6

April 14 at Easton Stadium (Los Angeles, Calif.)

	1	2	3	4	5	6	7	R	H	E
CBU	4	0	2	0	0	0	0	6	6	2
UCLA	2	0	3	1	0	7	X	13	10	0

WP: Tinsley (21-3) LP: Hollingsworth (5-2)

Time: 2:22 Attendance: 612

GAME 44: UCLA 27, Long Beach State 9

April 15 at LBSU Softball Complex (Long Beach, Calif.)

	1	2	3	4	5	6	7	R	H	E
UCLA	3	4	0	0	2	6	12	27	18	2
LBSU	0	0	7	2	0	0	0	9	11	5

WP: Tinsley (22-3) LP: Barnett (3-4)

Time: 3:21 Attendance: 867

GAME 45: UCLA 13, California 5

April 18 at Easton Stadium (Los Angeles, Calif.)

	1	2	3	4	5	R	H	E	
CAL	0	0	0	0	5		5	5	1
UCLA	1	4	0	2	6		13	14	0

WP: Nally (4-1) LP: Walters (1-6)

Time: 1:45 Attendance: 1203

GAME 46: UCLA 9, California 1

April 18 at Easton Stadium (Los Angeles, Calif.)

	1	2	3	4	5	R	H	E	
CAL	0	0	1	0	0		1	3	1
UCLA	4	0	4	1	X		9	10	1

WP: Tinsley (23-3) LP: McGowan (4-12)

Time: 1:28 Attendance: 1348

GAME 47: UCLA 7, Washington 5

April 24 at Husky Softball Stadium (Seattle, Wash.)

	1	2	3	4	5	6	7	R	H	E
UCLA	1	0	1	1	1	1	2	7	11	0
WASH	0	0	0	0	1	4	0	5	7	1

WP: Tinsley (24-3) LP: Reimer (22-5)

Time: 2:24 Attendance: 1789

GAME 48: UCLA 7, Washington 2

April 25 at Husky Softball Stadium (Seattle, Wash.)

	1	2	3	4	5	6	7	R	H	E
UCLA	0	2	4	0	0	0	1	7	6	1
WASH	1	1	0	0	0	0	0	2	5	2

WP: Cable (9-1) LP: Ramuno (9-4)

Time: 2:55 Attendance: 1963

GAME 49: UCLA 9, Washington 1

April 26 at Husky Softball Stadium (Seattle, Wash.)

	1	2	3	4	5	R	H	E	
UCLA	0	1	2	1	5		9	6	0
WASH	0	0	0	1	0		1	5	2

WP: Tinsley (25-3) LP: Reimer (22-6)

Time: 1:56 Attendance: 1776

GAME 50: Oregon 8, UCLA 2

May 1 at Easton Stadium (Los Angeles, Calif.)

	1	2	3	4	5	6	7	R	H	E
ORE	0	0	0	0	2	0	6	8	13	0
UCLA	1	0	0	0	1	0	0	2	7	0

WP: Sokolsky (8-2) LP: Tinsley (25-4)

Time: 2:18 Attendance: 1348

GAME 51: Oregon 13, UCLA 11

May 2 at Easton Stadium (Los Angeles, Calif.)

	1	2	3	4	5	6	7	R	H	E
ORE	1	2	3	3	0	0	4	13	16	1
UCLA	2	4	0	0	2	0	3	11	13	3

WP: Spencer (8-3) LP: Tinsley (25-5) S: Sokolsky (3)

Time: 3:11 Attendance: 1348

GAME 52: UCLA 11, Oregon 3

May 3 at Easton Stadium (Los Angeles, Calif.)

	1	2	3	4	5	R	H	E	
ORE	0	0	3	0	0		3	6	2
UCLA	2	6	0	3	X		11	10	0

WP: Tinsley (26-5) LP: Sokolsky (8-3)

Time: 1:54 Attendance: 1348

GAME 53: UCLA 6, Penn State 1

May 7 at Maryland Softball Stadium (College Park, Md.)

	1	2	3	4	5	6	7	R	H	E
PSU	0	0	0	0	0	1	0	1	5	0
UCLA	4	0	2	0	0	0	X	6	10	1

WP: Tinsley (27-5) LP: Young (12-5)

Time: 2:25 Attendance: 700

GAME 54: UCLA 19, Wisconsin 5

May 8 at Maryland Softball Stadium (College Park, Md.)

	1	2	3	4	5	R	H	E	
WIS	0	2	0	1	2		5	7	1
UCLA	6	1	4	8	X		19	15	1

WP: Tinsley (28-5) LP: Herr (11-6)

Time: 2:17 Attendance: 1512

GAME 55: Nebraska 7, UCLA 2

May 9 at Maryland Softball Stadium (College Park, Md.)

	1	2	3	4	5	6	7	R	H	E
UCLA	0	1	1	0	0	0	0	2	5	3
NEB	0	0	3	2	0	2	X	7	6	1

WP: Frahm (18-4) LP: Tinsley (28-6)

Time: 2:10 Attendance: 1650

GAME 56: UCLA 12, California Baptist 11

May 15 at Easton Stadium (Los Angeles, Calif.)

	1	2	3	4	5	6	7	R	H	E
CBU	0	1	0	0	10	0	0	11	9	1
UCLA	2	0	5	0	0	2	3	12	12	1

WP: Nally (5-1) LP: Darwin (12-6)

Time: 3:11 Attendance: 1348

GAME 57: UCLA 7, South Carolina 2

May 16 at Easton Stadium (Los Angeles, Calif.)

	1	2	3	4	5	6	7	R	H	E
USC	0	1	1	0	0	0	0	2	7	0
UCLA	0	6	0	0	1	0	X	7	8	0

WP: Tinsley (29-6) LP: Heard (12-12)

Time: 2:12 Attendance: 1348

GAME 58: UCLA 15, South Carolina 1

May 17 at Easton Stadium (Los Angeles, Calif.)

	1	2	3	
--	---	---	---	--

SEASON & CAREER HIGHS

#22 Bri Alejandre (Fr.)

Season Highs	Category	Career Highs
6 at Long Beach State (4/15/26)	At-Bats	Same
4 vs. Auburn (2/19/26)	Runs Scored	Same
3, Three Times (last at Washington, 4/24/26)	Hits	Same
7 at Rutgers (3/23/26)	Runs Batted In	Same
2 vs. LSU (2/15/26)	Doubles	Same
--	Triples	Same
2, Three Times (last at Washington, 4/24/26)	Home Runs	Same
1, Two Times (last at Long Beach State, 4/15/26)	Grand Slams	Same
9 at Washington (4/24/26)	Total Bases	Same
4 vs. Florida (2/27/26)	Walks	Same
1, Five Times (last vs. Wisconsin, 5/8/26)	Sacrifice Flies	Same
--	Sacrifice Hits	Same
--	Stolen Bases	Same
2 vs. UCF (5/23/26)	Hit-By-Pitches	Same

#11 Soo-Jin Berry (Jr.)

Season Highs	Category	Career Highs (2024-25 at Iowa)
5 vs. UCF (5/23/26)	At-Bats	5, Three Times (last vs. UCF, 5/23/25)
2, Two Times (last vs. South Carolina, 5/17/26)	Runs Scored	3, Three Times (last vs. East Texas A&M, 2/15/25)
3 vs. California Baptist (5/15/26)	Hits	3, Six Times (last vs. California Baptist, 5/15/26)
4 vs. Wisconsin (5/8/26)	Runs Batted In	4, Two Times (last vs. Wisconsin, 5/8/26)
1, Four Times (last vs. South Carolina, 5/16/26)	Doubles	1, 22 Times (last vs. South Carolina, 5/16/26)
--	Triples	1, Four Times (last at Maryland, 4/12/25)
1, Four Times (last vs. South Carolina, 5/17/26)	Home Runs	2 vs. UCLA (3/23/25)
1 vs. Wisconsin (5/8/26)	Grand Slams	1 vs. Wisconsin (5/8/26)
6 vs. California Baptist (5/15/26)	Total Bases	8 vs. UCLA (3/23/25)
2 vs. Oregon (5/2/26)	Walks	2, Six Times (last vs. Oregon, 5/2/26)
1 at Washington (4/26/26)	Sacrifice Flies	1, Three Times (last at Washington, 4/26/26)
--	Sacrifice Hits	1 vs. St. Thomas (3/12/25)
--	Stolen Bases	2 at Harvard (2/25/24)
--	Hit-By-Pitches	1, Three Times (last vs. Missouri State, 3/1/25)

#33 Kaniya Bragg (So.)

Season Highs	Category	Career Highs
6, Two Times (last at Long Beach State, 4/15/26)	At-Bats	6, Two Times (last at Long Beach State, 4/15/26)
4, Two Times (last at Rutgers, 3/21/26)	Runs Scored	4, Two Times (last at Rutgers, 3/21/26)
4, Two Times (last at Long Beach State, 4/15/26)	Hits	4, Two Times (last at Long Beach State, 4/15/26)
6 vs. Oregon State (2/7/26)	Runs Batted In	6 vs. Oregon State (2/7/26)
2, Two Times (last at Long Beach State (4/15/26)	Doubles	2, Two Times (last at Long Beach State (4/15/26)
--	Triples	1 vs. Charlotte (2/14/25)
2, Four Times (last at Illinois, 4/10/26)	Home Runs	2, Four Times (last at Illinois, 4/10/26)
1, Two Times (last at Long Beach State, 4/15/26)	Grand Slams	1, Two Times (last at Long Beach State, 4/15/26)
10 at Rutgers (3/21/26)	Total Bases	10 at Rutgers (3/21/26)
3 at Cal State Fullerton (4/7/26)	Walks	3 at Cal State Fullerton (4/7/26)
1 vs. Seattle U (2/28/26)	Sacrifice Flies	1, Five Times (last vs. Seattle U, 2/28/26)
--	Sacrifice Hits	--
--	Stolen Bases	1 vs. Utah (2/28/25)
1, Four Times (last vs. UCF, 5/22/26)	Hit-By-Pitches	2, Four Times (last at Iowa, 3/23/25)

#3 Natalie Cable (Fr.)

Season Highs	Category	Career Highs
5.0, Three Times (last at Rutgers, 3/22/26)	Innings Pitched	Same
8 vs. Northern Colorado (2/6/26)	Strikeouts	Same
10 vs. Seattle U (2/28/26)	Hits Allowed	Same
10 vs. Seattle U (2/28/26)	Runs Allowed	Same
9 vs. Seattle U (2/28/26)	Earned Runs Allowed	Same
5 at Nebraska (3/28/26)	Walks Allowed	Same
2, Two Times (last vs. Oregon, 5/2/26)	Home Runs Allowed	Same
3, Two Times (last vs. Indiana, 4/4/26)	Hit Batters	Same

#21 Aleena Garcia (RS Fr.)

Season Highs	Category	Career Highs
5 at Illinois (4/10/26)	At-Bats	5 at Illinois (4/10/26)
3, Three Times (last vs. UCF, 5/23/26)	Runs Scored	3, Three Times (last vs. UCF, 5/23/26)
3, Three Times (last vs. UCF, 5/23/26)	Hits	3, Three Times (last vs. UCF, 5/23/26)
7 vs. UCF (5/23/26)	Runs Batted In	7 vs. UCF (5/23/26)
1, 12 Times (last vs. Oregon, 5/1/26)	Doubles	1, 13 Times (last vs. Oregon, 5/1/26)
--	Triples	1 vs. Nebraska (2/20/25)
2, Two Times (last vs. UCF, 5/23/26)	Home Runs	2, Two Times (last vs. UCF, 5/23/26)
1 vs. Florida (2/27/26)	Grand Slams	1 vs. Florida (2/27/26)
9 vs. UCF (5/23/26)	Total Bases	9 vs. UCF (5/23/26)
3 vs. Wisconsin (3/8/26)	Walks	3 vs. Wisconsin (3/8/26)
1, Four Times (last vs. California Baptist, 5/15/26)	Sacrifice Flies	1, Four Times (last vs. California Baptist, 5/15/26)
1, Two Times (last vs. Texas A&M, 2/22/26)	Sacrifice Hits	1, Three Times (last vs. Texas A&M, 2/22/26)
1, Two Times (last at Rutgers, 3/21/26)	Stolen Bases	1, Two Times (last at Rutgers, 3/21/26)
2, Two Times (last vs. California Baptist, 4/14/26)	Hit-By-Pitches	2, Two Times (last vs. California Baptist, 4/14/26)

#43 Megan Grant (Sr.)

Season Highs	Category	Career Highs
4, 11 Times (last vs. Oregon, 5/1/26)	At-Bats	5, Two Times (last vs. Arizona, 3/1/25)
3, Seven Times (last at Long Beach State, 4/15/26)	Runs Scored	3, Eight Times (last at Long Beach State, 4/15/26)
3 vs. UC Riverside (2/8/26)	Hits	4, Two Times (last vs. Arizona State, 4/21/23)
6, Two Times (last vs. South Carolina, 5/17/26)	Runs Batted In	7 vs. Ohio State (4/4/25)
1, Seven Times (last vs. Oregon, 5/3/26)	Doubles	2, Three Times (last vs. UC San Diego, 4/1/25)
--	Triples	1, Four Times (last vs. San Diego State, 5/17/25)
3 vs. UC Riverside (2/8/26)	Home Runs	3 vs. UC Riverside (2/8/26)
1 vs. South Carolina (5/17/26)	Grand Slams	1, Seven Times (last vs. South Carolina, 5/17/26)
12 vs. UC Riverside (2/8/26)	Total Bases	12 vs. UC Riverside (2/8/26)
4, Three Times (last vs. California Baptist, 5/15/26)	Walks	4, Three Times (last vs. California Baptist, 5/15/26)
1, Six Times (last vs. UCF, 5/23/26)	Sacrifice Flies	1, 14 Times (last vs. UCF, 5/23/26)
--	Sacrifice Hits	--
--	Stolen Bases	1 vs. Arizona State (4/21/23)
1, 13 Times (last vs. South Carolina, 5/17/26)	Hit-By-Pitches	1, 30 Times (last vs. South Carolina, 5/17/26)

Number of multi-HR games: 10 times (six in 2026)

#7 Jolyna Lamar (Fr.)

Season Highs	Category	Career Highs
4, Five Times (last at Washington, 4/24/26)	At-Bats	Same
4 at Long Beach State (4/15/26)	Runs Scored	Same
3 vs. East Texas A&M (2/27/26)	Hits	Same
7 vs. East Texas A&M (2/27/26)	Runs Batted In	Same
1, Seven Times (last vs. Wisconsin, 5/8/26)	Doubles	Same
1 vs. Penn State (5/7/26)	Triples	Same
2 vs. East Texas A&M (2/27/26)	Home Runs	Same
1 vs. East Texas A&M (2/27/26)	Grand Slams	Same
9 vs. East Texas A&M (2/27/26)	Total Bases	Same
3 at Long Beach State (4/15/26)	Walks	Same
--	Sacrifice Flies	Same
--	Sacrifice Hits	Same
--	Stolen Bases	Same
1, Two Times (last vs. UCF, 5/23/26)	Hit-By-Pitches	Same

#26 Jazmine Leyva (Fr.)

Season Highs	Category	Career Highs
3 vs. Hawai'i (4/2/26)	At-Bats	Same
1, Six Times (last vs. Wisconsin, 5/8/26)	Runs Scored	Same
1, Four Times (last vs. Wisconsin, 5/8/26)	Hits	Same
1, Two Times (last vs. Wisconsin, 5/8/26)	Runs Batted In	Same
1, Three Times (last vs. Wisconsin, 5/8/26)	Doubles	Same
--	Triples	Same
1 vs. Hawai'i (4/2/26)	Home Runs	Same
4 vs. Hawai'i (4/2/26)	Total Bases	Same
1 at Long Beach State (4/15/26)	Walks	Same
--	Sacrifice Flies	Same
--	Sacrifice Hits	Same
--	Stolen Bases	Same
--	Hit-By-Pitches	Same

#5 Saydrie Meoño (Fr.)

Season Highs	Category	Career Highs
1, Three Times (last at Illinois, 4/12/26)	At-Bats	Same
1, 11 Times (last vs. South Carolina, 5/17/26)	Runs Scored	Same
--	Hits	Same
--	Runs Batted In	Same
--	Doubles	Same
--	Triples	Same
--	Home Runs	Same
--	Total Bases	Same
--	Walks	Same
--	Sacrifice Flies	Same
--	Sacrifice Hits	Same
--	Stolen Bases	Same
--	Hit-By-Pitches	Same

#38 Jaella Ann Mercado (Fr.)

Season Highs	Category	Career Highs
--	At-Bats	Same
1, 16 Times (last vs. UCF, 5/23/26)	Runs Scored	Same
--	Hits	Same
--	Runs Batted In	Same
--	Doubles	Same
--	Triples	Same
--	Home Runs	Same
--	Total Bases	Same
--	Walks	Same
--	Sacrifice Flies	Same
--	Sacrifice Hits	Same
1, Three Times (last at Washington, 4/25/26)	Stolen Bases	Same
--	Hit-By-Pitches	Same

SEASON & CAREER HIGHS

#00 Sofia Mujica (So.)

Season Highs	Category	Career Highs
4, Four Times (last at Illinois, 4/12/26)	At-Bats	4, Seven Times (last at Illinois, 4/12/26)
2 vs. Northern Colorado (2/6/26)	Runs Scored	2, Two Times (last vs. Northern Colorado, 2/6/26)
3 at Illinois (4/12/26)	Hits	3, Two Times (last at Illinois, 4/12/26)
3, Two Times (last at Illinois, 4/12/26)	Runs Batted In	8 vs. Weber State (3/1/25)
1, Two Times (last vs. California Baptist, 5/15/26)	Doubles	1, Five Times (last vs. California Baptist, 5/15/26)
--	Triples	--
2, Two Times (last at Illinois, 4/12/26)	Home Runs	2, Three Times (last at Illinois, 4/12/26)
--	Grand Slams	1, Two Times (last at Maryland, 3/30/25)
9 at Illinois (4/12/26)	Total Bases	9 at Illinois (4/12/26)
2 vs. Michigan State (3/8/26)	Walks	2, Two Times (last vs. Michigan State, 3/8/26)
--	Sacrifice Flies	1, Four Times (last at Michigan, 4/27/25)
--	Sacrifice Hits	1 vs. Arizona (3/1/25)
--	Stolen Bases	--
--	Hit-By-Pitches	--

#55 Brynne Nally (So.)

Season Highs	Category	Career Highs (2025 at Long Beach State)
5.0 at Illinois (4/12/26)	Innings Pitched	7.0 vs. Utah (2/21/25)
5 vs. Oregon State (2/7/26)	Strikeouts	5, Two Times (last vs. Oregon State, 2/7/26)
7 vs. BYU (2/28/26)	Hits Allowed	7, Two Times (last vs. BYU, 2/28/26)
5 vs. Wisconsin (3/8/26)	Runs Allowed	6 vs. Oregon State (2/22/25)
4, Four Times (last vs. California, 4/18/26)	Earned Runs Allowed	6 vs. Oregon State (2/22/25)
6 at Rutgers (3/23/26)	Walks Allowed	6 at Rutgers (3/23/26)
3 vs. Tennessee (2/14/26)	Home Runs Allowed	3 vs. Tennessee (2/14/26)
1, Four Times (last at Illinois, 4/12/26)	Hit Batters	2 vs. Oregon State (2/22/25)

#56 Mia Phillips (So.)

Season Highs	Category	Career Highs (2025 at California)
4 vs. Florida (2/27/26)	At-Bats	4, 10 Times (last vs. Florida, 2/27/26)
2, Four Times (last vs. Hawai'i, 4/2/26)	Runs Scored	2, Six Times (last vs. Hawai'i, 4/2/26)
2, Two Times (last vs. Florida, 2/27/26)	Hits	3, Two Times (last at Virginia Tech, 4/23/25)
2 vs. Texas A&M (2/22/26)	Runs Batted In	4 at Virginia (3/23/25)
1, Four Times (last vs. Texas A&M, 2/22/26)	Doubles	2 vs. Southern Utah (2/28/25)
1 vs. Fresno State (2/21/26)	Triples	1, Six Times (last vs. Fresno State, 2/21/26)
--	Home Runs	1, Four Times (last at James Madison, 3/26/25)
3, Two Times (last vs. Texas A&M, 2/22/26)	Total Bases	9 vs. Georgia Tech (3/16/25)
1, Five Times (last vs. Hawai'i, 4/2/26)	Walks	2, Two Times (last vs. Virginia Tech, 4/27/25)
1 at Illinois (4/12/26)	Sacrifice Flies	1, Three Times (last at Illinois, 4/12/26)
1, Two Times (last vs. South Carolina, 2/21/26)	Sacrifice Hits	1, Eight Times (last vs. South Carolina, 2/21/26)
1, Three Times (last at Illinois, 4/11/26)	Stolen Bases	1, Nine Times (last at Illinois, 4/11/26)
1, Three Times (last vs. LMU, 3/11/26)	Hit-By-Pitches	1, Four Times (last vs. LMU, 3/11/26)

#4 Rylee Pinedo (RS Jr.)

Season Highs	Category	Career Highs
3 at Illinois (4/12/26)	At-Bats	3 at Illinois (4/12/26)
2 at Illinois (4/12/26)	Runs Scored	2 at Illinois (4/12/26)
2 at Illinois (4/12/26)	Hits	2 at Illinois (4/12/26)
1 at Illinois (4/12/26)	Runs Batted In	1, Two Times (last at Illinois, 4/12/26)
3 at Illinois (4/12/26)	Total Bases	3 at Illinois (4/12/26)
--	Walks	1 vs. Weber State (3/1/25)
--	Sacrifice Hits	1, Two Times (last vs. LMU, 3/6/25)
1, Two Times (last at Rutgers, 3/22/26)	Stolen Bases	1, Six Times (last at Rutgers, 3/22/26)

#28 Alexis Ramirez (RS Jr.)

Season Highs	Category	Career Highs
5 vs. UCF (5/23/26)	At-Bats	5, Two Times (last vs. UCF, 5/23/26)
3 vs. Wisconsin (5/8/26)	Runs Scored	3 vs. Wisconsin (5/8/26)
4 vs. UCF (5/23/26)	Hits	4 vs. UCF (5/23/26)
6 vs. Wisconsin (3/8/26)	Runs Batted In	6, Two Times (last vs. Wisconsin, 3/8/26)
2 vs. South Carolina (5/17/26)	Doubles	2 vs. South Carolina (5/17/26)
--	Triples	--
1, 13 Times (last vs. UCF, 5/23/26)	Home Runs	2 vs. Northwestern (5/3/25)
1, Three Times (last at Cal State Fullerton, 4/7/26)	Grand Slams	1, Three Times (last at Cal State Fullerton, 4/7/26)
8 vs. UCF (5/23/26)	Total Bases	9 vs. Northwestern (5/3/25)
2 at Rutgers (3/21/26)	Walks	2 at Rutgers (3/21/26)
1, Three Times (last at Long Beach State, 4/15/26)	Sacrifice Flies	1, Three Times (last at Long Beach State, 4/15/26)
1 vs. UCF (5/22/26)	Sacrifice Hits	1 vs. UCF (5/22/26)
1 vs. Seattle U (2/28/26)	Stolen Bases	1 vs. Seattle U (2/28/26)
1, Three Times (last vs. California, 4/18/26)	Hit-By-Pitches	1, Six Times (last vs. California, 4/18/26)

#29 Rylee Slimp (So.)

Season Highs	Category	Career Highs
6 vs. Florida (2/27/26)	At-Bats	6 vs. Florida (2/27/26)
5 at Long Beach State (4/15/26)	Runs Scored	5 at Long Beach State (4/15/26)
4, Two Times (last at Illinois, 4/10/26)	Hits	4, Two Times (last at Illinois, 4/10/26)
4, Three Times (last at Washington, 4/26/26)	Runs Batted In	4, Three Times (last at Washington, 4/26/26)
1, 14 Times (last vs. Penn State, 5/7/26)	Doubles	2 vs. Weber State (3/1/25)
1, Four Times (last at Long Beach State, 4/15/26)	Triples	1, Four Times (last at Long Beach State, 4/15/26)
1, 16 Times (last vs. UCF, 5/22/26)	Home Runs	1, 18 Times (last vs. UCF, 5/22/26)
7, Five Times (last vs. Oregon, 5/2/26)	Total Bases	7, Five Times (last vs. Oregon, 5/2/26)
2, Four Times (last vs. South Carolina, 5/17/26)	Walks	2, Six Times (last vs. South Carolina, 5/17/26)
1 vs. Fresno State (2/21/26)	Sacrifice Flies	1, Two Times (last vs. Fresno State, 2/21/26)
--	Sacrifice Hits	1 vs. LSU (2/27/25)
1, Three Times (last at Illinois, 4/11/26)	Stolen Bases	1, Five Times (last at Illinois, 4/11/26)
3 vs. Texas A&M (2/22/26)	Hit-By-Pitches	3 vs. Texas A&M (2/22/26)

#10 Sydney Somerndike (RS Jr.)

Season Highs	Category	Career Highs (2023-25 at Arizona)
6.0 at Illinois (4/11/26)	Innings Pitched	6.0 at Illinois (4/11/26)
3, Three Times (last vs. BYU, 2/28/26)	Strikeouts	6 vs. New Mexico State (5/17/23)
7 vs. BYU (2/28/26)	Hits Allowed	7 vs. BYU (2/28/26)
5 vs. BYU (2/28/26)	Runs Allowed	5 vs. BYU (2/28/26)
5 vs. BYU (2/28/26)	Earned Runs Allowed	5 vs. BYU (2/28/26)
4 vs. Hawai'i (4/2/26)	Walks Allowed	4 vs. Hawai'i (4/2/26)
2 vs. Oregon State (2/7/26)	Home Runs Allowed	2, Four Times (last vs. Oregon State, 2/7/26)
2 vs. Wisconsin (3/6/26)	Hit Batters	2, Two Times (last vs. Wisconsin, 3/6/26)

#31 Ramsey Suarez (RS Jr.)

Season Highs	Category	Career Highs
5, Two Times (last vs. Seattle U, 2/28/26)	At-Bats	5, Two Times (last vs. Seattle U, 2/28/26)
3 vs. UC Riverside (2/8/26)	Runs Scored	3 vs. UC Riverside (2/8/26)
3 vs. Auburn (2/19/26)	Hits	3 vs. Auburn (2/19/26)
7 vs. Auburn (2/19/26)	Runs Batted In	7 vs. Auburn (2/19/26)
1, Seven Times (last vs. UCF, 5/22/26)	Doubles	1, Eight Times (last vs. UCF, 5/22/26)
1 vs. Auburn (2/19/26)	Triples	1 vs. Auburn (2/19/26)
1, Seven Times (last at Rutgers, 3/21/26)	Home Runs	1, Nine Times (last at Rutgers, 3/21/26)
9 vs. Auburn (2/19/26)	Total Bases	9 vs. Auburn (2/19/26)
2 vs. South Carolina (2/21/26)	Walks	2 vs. South Carolina (2/21/26)
1 vs. Oregon State (2/7/26)	Sacrifice Flies	1, Three Times (last vs. Oregon State, 2/7/26)
1 at Long Beach State (4/15/26)	Sacrifice Hits	1 at Long Beach State (4/15/26)
1 vs. Seattle U (2/28/26)	Stolen Bases	1 vs. Seattle U (2/28/26)
1, Four Times (last at Washington, 4/24/26)	Hit-By-Pitches	2 at Stanford (4/20/24)

#23 Taylor Tinsley (Sr.)

Season Highs	Category	Career Highs
7.1 vs. Oklahoma State (2/13/26)	Innings Pitched	9.0 at Stanford (4/19/24)
11 vs. UCF (5/23/26)	Strikeouts	15 at Stanford (4/19/24)
13 vs. Oregon (5/1/26)	Hits Allowed	13 vs. Oregon (5/1/26)
10, Two Times (last vs. California Baptist, 5/15/26)	Runs Allowed	10, Two Times (last vs. California Baptist, 5/15/26)
9 vs. California Baptist (5/15/26)	Earned Runs Allowed	9 vs. California Baptist (5/15/26)
7 at Nebraska (3/27/26)	Walks Allowed	7 at Nebraska (3/27/26)
4 vs. Oregon (5/2/26)	Home Runs Allowed	4 vs. Oregon (5/2/26)
2, Five Times (last vs. Wisconsin, 5/8/26)	Hit Batters	2, Six Times (last vs. Wisconsin, 5/8/26)

#15 Jordan Woolery (Sr.)

Season Highs	Category	Career Highs
5, Four Times (last vs. UCF, 5/23/26)	At-Bats	5, Six Times (last vs. UCF, 5/23/26)
4 at Long Beach State (4/15/26)	Runs Scored	4 at Long Beach State (4/15/26)
4, Three Times (last vs. California, 4/18/26)	Hits	4, Four Times (last vs. California, 4/18/26)
6, Three Times (last at Rutgers, 3/23/26)	Runs Batted In	6, Four Times (last at Rutgers, 3/23/26)
3 vs. Wisconsin (3/8/26)	Doubles	3 vs. Wisconsin (3/8/26)
1, Two Times (last at Cal State Fullerton, 4/7/26)	Triples	1, Seven Times (last at Cal State Fullerton, 4/7/26)
2, Five Times (last vs. California, 4/18/26)	Home Runs	2, Seven Times (last vs. California, 4/18/26)
1, Four Times (last at Long Beach State, 4/15/26)	Grand Slams	1, Six Times (last at Long Beach State, 4/15/26)
10, Two Times (last vs. California, 4/18/26)	Total Bases	10, Two Times (last vs. California, 4/18/26)
2, 10 Times (last at Long Beach State, 4/15/26)	Walks	3 vs. Virginia (2/16/25)
1, Three Times (last at Illinois, 4/11/26)	Sacrifice Flies	1, 12 Times (last at Illinois, 4/11/26)
--	Sacrifice Hits	--
1, Four Times (last vs. Oregon State, 3/1/26)	Hit-By-Pitches	1, 12 Times (last vs. Oregon State, 3/1/26)

Bri Alejandro, Game-By-Game

#22 • Fr. • Infielder • Alhambra, Calif. • Los Altos HS

#22 Alejandro, Bri - 60 games (All games)

Date	Opponent	Pos	AB	R	H	RBI	2B	3B	HR	BB	SB	CS	HBP	SAC	SF	GDP	K	PO	A	E	Avg
Feb 06	UC SANTA BARBARA	*3b	3	0	1	2	0	0	0	0	0	0	0	0	0	0	0	1	2	0	.333
Feb 06	NORTHERN COLORA	*3b	2	1	1	0	0	0	0	0	0	0	0	0	0	0	0	0	1	0	.400
Feb 07	vs Oregon State	*3b	3	0	1	2	1	0	0	0	0	0	0	0	0	0	0	0	0	0	.375
Feb 07	vs Utah	*3b	3	2	2	3	0	0	2	0	0	0	0	0	0	0	0	1	1	0	.455
Feb 08	UC RIVERSIDE	*3b	3	1	1	2	0	0	1	0	0	0	0	0	0	0	0	0	5	0	.429
Feb 13	vs Oklahoma State	*3b	4	1	1	1	0	0	1	0	0	0	0	0	0	0	2	2	4	0	.389
Feb 13	vs Missouri	*3b	2	1	1	2	0	0	1	1	0	0	1	0	0	0	0	1	2	0	.400
Feb 14	vs Tennessee	*3b	2	0	0	0	0	0	0	0	0	0	0	0	0	0	1	1	0	0	.364
Feb 14	vs Florida State	*3b	3	1	1	0	0	0	0	0	0	0	1	0	0	0	0	1	3	0	.360
Feb 15	vs LSU	*3b	4	1	2	2	2	0	0	0	0	0	0	0	0	0	0	1	3	0	.379
Feb 19	vs Auburn	*3b	3	4	2	0	1	0	0	1	0	0	0	0	0	0	0	0	2	0	.406
Feb 20	vs Nevada	*3b	4	0	0	0	0	0	0	0	0	0	0	0	0	0	1	2	3	0	.361
Feb 20	vs Duke	*3b	3	1	0	1	0	0	0	0	0	0	1	0	0	0	1	3	2	1	.333
Feb 21	vs Fresno State	*3b	3	1	1	2	0	0	1	0	0	0	0	0	0	0	0	0	0	0	.333
Feb 21	vs South Carolina	*3b	4	0	1	0	1	0	0	0	0	0	0	0	0	0	1	1	1	0	.326
Feb 22	vs Texas A&M	*3b	4	0	0	0	0	0	0	0	0	0	0	0	0	0	1	3	1	0	.300
Feb 27	vs East Texas A&M	*3b	3	1	1	1	0	0	1	0	0	0	0	0	0	0	0	3	2	0	.302
Feb 27	vs FLORIDA	*3b	0	2	0	2	0	0	0	4	0	0	0	0	1	0	0	1	0	0	.302
Feb 28	vs BYU	*3b	3	1	2	4	0	0	1	1	0	0	0	0	0	0	0	4	1	0	.321
Feb 28	vs Seattle U	*3b	4	3	2	0	0	0	0	2	0	0	0	0	0	0	1	0	3	0	.333
Mar 1	vs Oregon State	*3b	2	2	1	2	1	0	0	2	0	0	0	0	0	0	1	0	2	0	.339
Mar 06	WISCONSIN	*3b	3	1	1	2	1	0	0	0	0	0	0	0	0	0	1	0	3	0	.338
Mar 07	WISCONSIN	*3b	2	1	0	0	0	0	0	0	0	0	0	0	0	0	0	1	0	0	.328
Mar 08	WISCONSIN	*3b	3	3	2	2	1	0	0	1	0	0	1	0	0	0	0	0	3	1	.343
Mar 11	LMU	*3b	2	1	0	0	0	0	0	0	0	0	0	0	0	0	0	1	2	0	.333
Mar 13	MICHIGAN STATE	*3b	3	1	1	1	0	0	0	0	0	0	0	0	0	0	0	1	2	0	.333
Mar 14	MICHIGAN STATE	*3b	4	2	2	5	1	0	1	0	0	0	0	0	1	1	1	0	1	1	.342
Mar 15	MICHIGAN STATE	*3b	2	0	0	2	0	0	0	1	0	0	0	0	1	0	0	0	2	0	.333
Mar 21	at Rutgers	*3b	4	2	2	3	0	0	2	0	0	0	0	0	0	0	0	1	2	0	.341
Mar 22	at Rutgers	*3b	3	1	2	4	0	0	1	0	0	0	0	0	1	0	0	1	2	0	.352
Mar 23	at Rutgers	*3b	5	1	3	7	1	0	1	0	0	0	0	0	0	0	1	1	1	1	.366
Mar 27	at Nebraska	*3b	3	0	1	1	0	0	0	0	0	0	0	0	0	0	0	0	0	0	.365
Mar 28	at Nebraska	*3b	2	1	1	0	1	0	0	2	0	0	0	0	0	0	1	2	0	0	.367
Mar 29	at Nebraska	*3b	3	0	0	1	0	0	0	0	0	0	1	0	0	0	2	1	0	0	.356
Apr 02	HAWAII	*3b	3	0	0	0	0	0	0	1	0	0	0	0	0	0	0	1	4	0	.346
Apr 03	INDIANA	*3b	3	0	0	0	0	0	0	0	0	0	0	0	0	0	2	2	2	1	.336
Apr 04	INDIANA	*3b	4	0	1	0	0	0	0	0	0	0	0	0	0	0	1	1	2	0	.333
Apr 05	INDIANA	*3b	3	0	0	0	0	0	0	0	0	0	0	0	0	0	1	0	1	0	.325
Apr 07	at Cal St. Fullerton	*3b	4	1	1	1	1	0	0	1	0	0	0	0	0	0	2	1	0	1	.322
Apr. 10	at Illinois	*3b	5	2	2	1	0	0	1	0	0	0	0	0	0	0	0	0	1	0	.325
Apr 11	at Illinois	*3b	3	1	2	3	0	0	1	1	0	0	0	0	0	0	0	2	1	0	.333
Apr 12	at Illinois	*3b	1	0	0	0	0	0	0	0	0	0	0	0	0	0	0	0	0	0	.331
Apr 14	CALIFORNIA BAPTIST	*3b	4	0	0	0	0	0	0	0	0	0	0	0	0	0	0	0	6	0	.321
Apr 15	at Long Beach State	*3b	6	3	3	4	0	0	1	0	0	0	0	0	1	0	0	3	0	0	.328
Apr 18	CALIFORNIA-1	*3b	3	0	0	0	0	0	0	0	0	0	0	0	0	0	0	1	0	0	.321
Apr 18	CALIFORNIA-2	*3b	2	1	1	2	0	0	1	0	0	0	0	0	1	0	0	1	0	0	.324
Apr 24	at Washington	*3b	4	2	3	3	0	0	2	0	0	0	0	0	0	0	0	1	2	0	.336
Apr 25	at Washington	*3b	3	0	0	0	0	0	0	0	0	0	0	0	0	0	0	1	2	0	.329
Apr 26	at Washington	*3b	2	1	1	1	1	0	0	1	0	0	0	0	0	0	0	0	0	0	.331
May 01	OREGON	*3b	3	0	0	0	0	0	0	0	0	0	0	0	0	0	0	0	1	0	.325
May 02	OREGON	*3b	4	1	1	3	0	0	1	0	0	0	0	0	0	0	1	0	1	0	.323
May 03	OREGON	*3b	3	0	0	0	0	0	0	0	0	0	0	0	0	0	0	0	0	0	.317
May 07	vs Penn State	*3b	4	1	1	1	0	0	1	0	0	0	0	0	0	0	1	0	3	1	.315
May 08	vs Wisconsin	*3b	1	2	1	1	0	0	0	1	0	0	0	0	1	0	0	0	0	0	.319
May 09	vs Nebraska	*3b	3	0	1	0	0	0	0	0	0	0	0	0	0	0	0	2	1	1	.320
May 15	CALIFORNIA BAPTIST	*3b	4	0	1	1	0	0	0	0	0	0	0	0	0	0	2	2	2	0	.318
May 16	SOUTH CAROLINA	*3b	3	1	1	2	0	0	1	0	0	0	0	0	0	0	1	2	1	0	.318
May 17	SOUTH CAROLINA	*3b	4	1	2	1	1	0	0	1	0	0	0	0	0	0	0	1	1	0	.322
May 22	UCF	*3b	1	3	1	1	0	0	1	1	0	0	1	0	0	0	0	1	1	0	.326
May 23	UCF	*3b	2	2	1	2	0	0	1	1	0	0	2	0	0	0	0	0	1	0	.328
Totals		60gs	183	59	60	81	14	0	24	22	0	0	8	0	5	2	27	53	92	8	.328

On base pct. .413 • Slugging pct. .798

Soo-Jin Berry, Game-By-Game

#11 • Jr. • Utility • Pittsburg, Calif. • Clayton Valley Charter HS

#11 Berry, Soo-Jin - 35 games (All games)

Date	Opponent	Pos	AB	R	H	RBI	2B	3B	HR	BB	SB	CS	HBP	SAC	SF	GDP	K	PO	A	E	Avg
Feb 06	UC SANTA BARBARA	*dh	1	1	0	0	0	0	0	1	0	0	0	0	0	0	0	0	0	0	.000
Feb 06	NORTHERN COLORA	*dh	2	0	0	0	0	0	0	0	0	0	0	0	0	0	0	0	0	0	.000
Feb 07	vs Oregon State	*dh	2	1	0	0	0	0	0	0	0	0	0	0	0	0	1	0	0	0	.000
Feb 07	vs Utah	*dh	2	0	0	0	0	0	0	0	0	0	0	0	0	0	0	0	0	0	.000
Feb 08	UC RIVERSIDE	ph	1	0	0	0	0	0	0	0	0	0	0	0	0	0	0	0	0	0	.000
Feb 13	vs Oklahoma State	*dh	3	0	1	0	0	0	0	0	0	1	0	0	0	0	1	0	0	0	.091
Feb 14	vs Tennessee	*dh/of	2	0	0	0	0	0	0	0	0	0	0	0	0	0	0	0	0	0	.077
Feb 14	vs Florida State	ph	1	0	0	0	0	0	0	0	0	0	0	0	0	0	1	0	0	0	.071
Feb 19	vs Auburn	ph	0	1	0	0	0	0	0	1	0	0	0	0	0	0	0	0	0	0	.071
Feb 20	vs Nevada	ph	1	0	0	0	0	0	0	0	0	0	0	0	0	0	1	0	0	0	.067
Feb 28	vs BYU	ph	1	0	0	0	0	0	0	0	0	0	0	0	0	0	1	0	0	0	.062
Mar 06	WISCONSIN	ph	1	1	1	0	1	0	0	0	0	0	0	0	0	0	0	0	0	0	.118
Mar 08	WISCONSIN	ph	1	0	1	1	0	0	0	0	0	0	0	0	0	0	0	0	0	0	.167
Mar 11	LMU	ph	1	0	0	0	0	0	0	0	0	0	0	0	0	0	1	0	0	0	.158
Mar 15	MICHIGAN STATE	*dh	3	1	0	0	0	0	0	0	0	0	0	0	0	0	0	0	0	0	.136
Mar 22	at Rutgers	of	1	0	1	1	0	0	0	0	0	0	0	0	0	0	0	0	0	0	.174
Apr 02	HAWAII	ph/of	0	0	0	0	0	0	0	1	0	0	0	0	0	0	0	0	0	0	.174
Apr 04	INDIANA	pr	0	0	0	0	0	0	0	0	0	0	0	0	0	0	0	0	0	0	.174
Apr. 10	at Illinois	ph/dh	2	1	0	0	0	0	0	1	0	0	0	0	0	0	0	0	0	0	.160
Apr 12	at Illinois	ph/of	2	0	2	1	1	0	0	0	0	0	0	0	0	0	0	0	0	0	.222
Apr 14	CALIFORNIA BAPTIST	dh	2	1	1	0	0	0	0	0	0	0	0	0	0	0	0	0	0	0	.241
Apr 15	at Long Beach State	ph	2	2	2	2	0	0	1	0	0	0	0	0	0	0	0	0	0	0	.290
Apr 25	at Washington	ph	0	0	0	0	0	0	0	1	0	0	0	0	0	0	0	0	0	0	.290
Apr 26	at Washington	*dh	1	0	0	1	0	0	0	1	0	0	0	0	1	0	1	0	0	0	.281
May 01	OREGON	ph/dh	2	0	1	0	0	0	0	0	0	0	0	0	0	0	0	0	0	0	.294
May 02	OREGON	*dh/ph	2	0	0	0	0	0	0	2	0	0	0	0	0	0	0	0	0	0	.278
May 03	OREGON	*dh	1	1	0	0	0	0	0	0	0	0	0	0	0	0	0	0	0	0	.270
May 07	vs Penn State	*dh	2	1	1	0	1	0	0	1	0	0	0	0	0	0	0	0	0	0	.282
May 08	vs Wisconsin	*dh	2	1	1	4	0	0	1	0	0	0	0	0	0	0	0	0	0	0	.293
May 09	vs Nebraska	*dh	3	0	0	0	0	0	0	0	0	0	0	0	0	0	2	0	0	0	.273
May 15	CALIFORNIA BAPTIST	*dh	3	1	3	1	0	0	1	1	0	0	0	0	0	0	0	0	0	0	.319
May 16	SOUTH CAROLINA	*dh	2	1	1	2	1	0	0	1	0	0	0	0	0	0	0	0	0	0	.327
May 17	SOUTH CAROLINA	*dh	4	2	2	2	0	0	1	0	0	0	0	0	0	0	1	0	0	0	.340
May 22	UCF	*dh	3	1	1	1	0	0	0	0	0	0	0	0	0	0	0	0	0	0	.339
May 23	UCF	*dh	5	1	1	0	0	0	0	0	0	0	0	0	0	0	2	0	0	0	.328
Totals		18gs	61	18	20	16	4	0	4	11	0	1	0	0	1	0	12	0	0	0	.328

On base pct. .425 • Slugging pct. .590

Kaniya Bragg, Game-By-Game

#33 • So. • Infielder • Garden Grove, Calif. • Pacifica HS

#33 Bragg, Kaniya - 60 games (All games)

Date	Opponent	Pos	AB	R	H	RBI	2B	3B	HR	BB	SB	CS	HBP	SAC	SF	GDP	K	PO	A	E	Avg
Feb 06	UC SANTA BARBARA	*2b	4	2	2	4	0	0	1	0	0	0	0	0	0	0	0	2	2	0	.500
Feb 06	NORTHERN COLORA	*2b	3	0	1	0	0	0	0	0	0	0	0	0	0	0	0	1	1	0	.429
Feb 07	vs Oregon State	*2b	4	2	2	6	0	0	2	0	0	0	0	0	0	0	0	1	2	0	.455
Feb 07	vs Utah	*2b	1	0	1	1	0	0	0	2	0	0	0	0	0	0	0	1	0	0	.500
Feb 08	UC RIVERSIDE	*2b	2	1	1	0	0	0	0	1	0	0	0	0	0	0	0	0	0	0	.500
Feb 13	vs Oklahoma State	*2b	4	0	0	0	0	0	0	0	0	0	0	0	0	0	1	4	1	0	.389
Feb 13	vs Missouri	*2b	4	0	3	1	2	0	0	0	0	0	0	0	0	0	1	1	1	0	.455
Feb 14	vs Tennessee	*2b	2	0	1	0	1	0	0	0	0	0	0	0	0	0	0	0	2	0	.458
Feb 14	vs Florida State	*2b	4	0	0	0	0	0	0	0	0	0	0	0	0	0	1	3	2	0	.393
Feb 15	vs LSU	*2b	3	0	1	0	0	0	0	1	0	0	0	0	0	0	0	1	1	0	.387
Feb 19	vs Auburn	*2b	4	3	3	3	1	0	0	0	0	0	0	0	0	0	1	1	0	0	.429
Feb 20	vs Nevada	*2b	4	0	2	1	0	0	0	0	0	0	0	0	0	0	1	1	0	0	.436
Feb 20	vs Duke	*2b	4	0	2	0	0	0	0	0	0	0	0	0	0	0	0	1	5	0	.442
Feb 21	vs Fresno State	*2b	2	2	1	0	0	0	0	1	0	0	0	0	0	0	0	2	1	0	.444
Feb 21	vs South Carolina	*2b	3	1	1	1	0	0	0	1	0	0	0	0	0	0	1	1	1	0	.438
Feb 22	vs Texas A&M	*2b	4	1	2	4	0	0	1	0	0	0	0	0	0	0	0	1	2	0	.442
Feb 27	vs East Texas A&M	*2b	2	2	1	0	0	0	0	1	0	0	0	0	0	0	0	1	0	0	.444
Feb 27	vs FLORIDA	*2b	6	3	3	1	0	0	0	0	0	0	0	0	0	0	1	1	1	0	.450
Feb 28	vs BYU	*2b	5	1	2	3	1	0	0	0	0	0	0	0	0	0	2	1	0	0	.446
Feb 28	vs Seattle U	*2b	2	1	1	1	0	0	0	2	0	0	1	0	1	0	0	2	0	0	.448
Mar 1	vs Oregon State	*2b	4	2	3	2	0	0	1	0	0	0	0	0	0	0	0	3	1	0	.465
Mar 06	WISCONSIN	*2b	3	1	0	0	0	0	0	0	0	0	0	0	0	0	0	2	2	0	.446
Mar 07	WISCONSIN	*2b	3	1	1	1	0	0	0	0	0	0	0	0	0	0	0	2	2	0	.442
Mar 08	WISCONSIN	*2b	4	4	2	1	0	0	0	1	0	0	0	0	0	0	0	0	2	0	.444
Mar 11	LMU	*2b	2	2	2	2	0	0	2	1	0	0	0	0	0	0	0	2	0	0	.458
Mar 13	MICHIGAN STATE	*2b	3	1	1	1	0	0	1	0	0	0	0	0	0	1	1	1	3	1	.453
Mar 14	MICHIGAN STATE	*2b	2	2	0	0	0	0	0	1	0	0	1	0	0	0	0	0	2	0	.443
Mar 15	MICHIGAN STATE	*2b	2	0	0	0	0	0	0	2	0	0	0	0	0	0	0	1	2	0	.433
Mar 21	at Rutgers	*2b	4	4	4	2	0	0	2	0	0	0	0	0	0	0	0	1	1	0	.457
Mar 22	at Rutgers	*2b	2	3	1	1	0	0	0	2	0	0	0	0	0	0	0	3	3	0	.458
Mar 23	at Rutgers	*2b	5	1	2	0	0	0	0	0	0	0	0	0	0	0	1	2	0	0	.455
Mar 27	at Nebraska	*2b	3	0	1	0	0	0	0	0	0	0	0	0	0	0	1	0	3	0	.452
Mar 28	at Nebraska	*2b	4	0	0	0	0	0	0	0	0	0	0	0	0	0	0	3	2	0	.435
Mar 29	at Nebraska	*2b	3	0	1	0	0	0	0	1	0	0	0	0	0	0	0	2	3	1	.432
Apr 02	HAWAII	*2b	3	0	1	2	1	0	0	1	0	0	0	0	0	0	0	2	2	0	.430
Apr 03	INDIANA	*2b	1	0	0	1	0	0	0	2	0	0	0	0	0	0	1	1	2	1	.426
Apr 04	INDIANA	*2b	4	1	1	0	1	0	0	0	0	0	0	0	0	1	0	3	2	0	.420
Apr 05	INDIANA	*2b	2	0	0	0	0	0	0	1	0	0	0	0	0	0	1	2	4	0	.413
Apr 07	at Cal St. Fullerton	*2b	2	2	1	2	0	0	1	3	0	0	0	0	0	0	1	1	2	1	.415
Apr. 10	at Illinois	*2b	5	2	2	4	0	0	2	0	0	0	0	0	0	0	0	2	2	0	.414
Apr 11	at Illinois	*2b	2	2	1	0	0	0	0	2	0	0	0	0	0	0	0	3	1	0	.415
Apr 12	at Illinois	*2b/3b	4	2	2	2	1	0	0	0	0	0	0	0	0	0	0	0	3	0	.418
Apr 14	CALIFORNIA BAPTIST	*2b	3	2	1	2	0	0	0	1	0	0	0	0	0	0	1	2	2	0	.416
Apr 15	at Long Beach State	*2b	6	3	4	5	2	0	1	1	0	0	0	0	0	0	0	1	2	0	.427
Apr 18	CALIFORNIA-1	*2b	3	0	1	0	0	0	0	1	0	0	0	0	0	0	0	2	2	0	.425
Apr 18	CALIFORNIA-2	*2b	3	2	1	0	0	0	0	0	0	0	0	0	0	0	0	0	2	0	.423
Apr 24	at Washington	*2b	3	0	0	0	0	0	0	1	0	0	0	0	0	0	2	0	1	0	.414
Apr 25	at Washington	*2b	2	2	0	0	0	0	0	1	0	0	1	0	0	0	1	0	1	0	.409
Apr 26	at Washington	*2b	3	0	0	0	0	0	0	1	0	0	0	0	0	0	1	3	0	0	.401
May 01	OREGON	*2b	3	0	0	0	0	0	0	0	0	0	0	0	0	0	1	1	4	0	.394
May 02	OREGON	*2b	4	1	2	2	0	0	1	0	0	0	0	0	0	0	0	2	0	0	.396
May 03	OREGON	*2b	3	0	2	0	0	0	0	0	0	0	0	0	0	0	0	1	2	0	.401
May 07	vs Penn State	*2b	3	0	1	0	0	0	0	1	0	0	0	0	0	0	1	1	1	0	.400
May 08	vs Wisconsin	*2b	3	3	2	3	1	0	1	1	0	0	0	0	0	0	0	2	2	1	.405
May 09	vs Nebraska	*2b	3	0	0	0	0	0	0	0	0	0	0	0	0	0	1	2	3	0	.398
May 15	CALIFORNIA BAPTIST	*2b	4	1	1	1	0	0	0	0	0	0	0	0	0	0	0	0	2	0	.394
May 16	SOUTH CAROLINA	*2b	3	1	1	0	0	0	0	0	0	0	0	0	0	0	1	1	2	0	.393
May 17	SOUTH CAROLINA	*2b	3	1	1	2	0	0	1	1	0	0	0	0	0	0	2	0	0	0	.392
May 22	UCF	*2b	2	2	1	3	0	0	1	0	0	0	1	0	0	0	0	0	0	0	.394
May 23	UCF	*2b	3	0	0	0	0	0	0	0	0	0	0	0	0	0	0	0	1	0	.387
Totals		60gs	191	67	74	65	11	0	18	35	0	0	4	0	1	2	24	81	94	5	.387

On base pct. .489 • Slugging pct. .728

Aleena Garcia, Game-By-Game

#23 • R-Fr. • Infielder • Pico Rivera, Calif. • Whittier Christian HS

#21 Garcia, Aleena - 60 games (All games)

Date	Opponent	Pos	AB	R	H	RBI	2B	3B	HR	BB	SB	CS	HBP	SAC	SF	GDP	K	PO	A	E	Avg
Feb 06	UC SANTA BARBARA	*ss	1	2	1	0	0	0	0	2	0	0	0	0	0	0	0	0	1	0	1.000
Feb 06	NORTHERN COLORA	*ss	2	1	1	0	0	0	0	0	0	0	1	0	0	0	0	0	1	0	.667
Feb 07	vs Oregon State	*ss	2	1	1	0	1	0	0	1	0	0	0	0	0	0	0	0	1	0	.600
Feb 07	vs Utah	*ss	2	1	1	1	0	0	1	1	0	0	0	0	0	0	0	0	1	2	.571
Feb 08	UC RIVERSIDE	*ss	4	2	2	0	0	0	0	0	0	0	0	0	0	0	0	0	1	0	.545
Feb 13	vs Oklahoma State	*ss	3	1	1	0	0	0	0	1	0	0	0	0	0	0	0	2	1	0	.500
Feb 13	vs Missouri	*ss	3	0	0	0	0	0	0	1	0	0	0	0	0	0	0	0	1	0	.412
Feb 14	vs Tennessee	*ss	2	0	0	0	0	0	0	0	0	0	0	0	0	0	1	2	2	0	.368
Feb 14	vs Florida State	*ss	3	1	1	1	0	0	0	0	0	0	0	0	1	0	1	1	1	0	.364
Feb 15	vs LSU	*ss	2	1	0	0	0	0	0	0	0	0	1	0	0	0	0	1	3	0	.333
Feb 19	vs Auburn	*ss	3	3	3	4	0	0	1	1	0	0	0	0	0	0	0	1	1	0	.407
Feb 20	vs Nevada	*ss	3	0	1	0	0	0	0	0	0	0	0	0	0	0	2	1	2	0	.400
Feb 20	vs Duke	*ss	3	0	0	0	0	0	0	0	0	0	0	1	0	0	0	0	0	0	.364
Feb 21	vs Fresno State	*ss	3	0	1	0	0	0	0	0	0	0	0	0	0	0	1	3	3	0	.361
Feb 21	vs South Carolina	*ss	4	0	1	2	0	0	0	0	0	0	0	0	0	1	0	5	1	1	.350
Feb 22	vs Texas A&M	*ss	3	1	2	1	1	0	0	0	0	0	0	1	0	0	0	2	3	0	.372
Feb 27	vs East Texas A&M	*ss	2	2	1	2	1	0	0	1	0	0	0	0	0	0	0	0	1	0	.378
Feb 27	vs FLORIDA	*ss	4	1	1	4	0	0	1	1	0	0	0	0	0	0	1	1	2	0	.367
Feb 28	vs BYU	*ss	4	1	2	1	0	0	1	0	0	0	0	0	0	0	1	1	4	0	.377
Feb 28	vs Seattle U	*ss	2	2	0	0	0	0	0	1	1	1	2	0	0	0	0	4	3	0	.364
Mar 1	vs Oregon State	*ss	2	1	1	2	1	0	0	1	0	0	0	0	1	0	0	0	2	0	.368
Mar 06	WISCONSIN	*ss	2	1	1	2	0	0	1	1	0	0	0	0	0	0	0	1	0	0	.373
Mar 07	WISCONSIN	*ss	2	0	0	0	0	0	0	0	0	0	0	0	0	0	2	1	2	0	.361
Mar 08	WISCONSIN	*ss	1	0	0	2	0	0	0	3	0	0	0	0	1	0	0	1	2	0	.355
Mar 11	LMU	*ss	3	1	1	0	0	0	0	0	0	0	0	0	0	0	0	2	2	0	.354
Mar 13	MICHIGAN STATE	*ss	2	0	1	1	0	0	0	1	0	0	0	0	0	0	0	2	1	0	.358
Mar 14	MICHIGAN STATE	*ss	3	3	1	2	0	0	1	0	0	0	0	0	0	0	0	1	0	0	.357
Mar 15	MICHIGAN STATE	*ss	2	1	1	0	0	0	0	1	0	0	1	0	0	0	0	1	2	0	.361
Mar 21	at Rutgers	*ss	3	2	3	1	1	0	0	0	1	0	1	0	0	0	0	1	3	1	.387
Mar 22	at Rutgers	*ss	2	0	1	2	1	0	0	2	0	1	0	0	0	0	0	1	4	0	.390
Mar 23	at Rutgers	*ss	4	1	1	1	0	0	1	0	0	0	0	0	0	0	2	3	0	0	.383
Mar 27	at Nebraska	*ss	2	0	0	0	0	0	0	1	0	0	0	0	0	0	1	1	0	0	.373
Mar 28	at Nebraska	*ss	4	1	1	1	1	0	0	0	0	0	0	0	0	0	1	3	4	0	.368
Mar 29	at Nebraska	*ss	3	0	0	0	0	0	0	0	0	0	0	0	0	0	0	3	0	1	.356
Apr 02	HAWAII	*ss	4	0	0	0	0	0	0	0	0	0	0	0	0	0	0	4	3	0	.340
Apr 03	INDIANA	*ss	2	1	1	0	0	0	0	1	0	0	0	0	0	0	0	3	3	0	.344
Apr 04	INDIANA	*ss	4	2	2	2	1	0	1	0	0	0	0	0	1	0	0	4	1	0	.350
Apr 05	INDIANA	*ss	3	1	1	0	0	0	0	0	0	0	0	0	0	0	1	5	1	0	.350
Apr 07	at Cal St. Fullerton	*ss	4	1	1	1	0	0	1	1	0	0	0	0	0	0	1	0	3	2	.346
Apr. 10	at Illinois	*ss	5	2	2	1	1	0	1	0	0	0	0	0	0	0	1	0	1	0	.348
Apr 11	at Illinois	*ss	2	2	1	1	0	0	1	1	0	0	1	0	0	0	0	1	4	0	.351
Apr 12	at Illinois	*ss	4	2	2	6	0	0	2	0	0	0	0	0	0	0	0	2	3	0	.356
Apr 14	CALIFORNIA BAPTIST	*ss	2	1	1	3	0	0	1	0	0	0	2	0	0	0	0	1	4	0	.358
Apr 15	at Long Beach State	*ss	4	2	1	1	1	0	0	2	0	0	0	0	0	0	0	8	0	0	.355
Apr 18	CALIFORNIA-1	*ss	3	0	2	1	1	0	0	1	0	0	0	0	0	0	1	0	0	0	.362
Apr 18	CALIFORNIA-2	*ss	1	0	0	0	0	0	0	2	0	0	0	0	0	0	0	4	3	1	.359
Apr 24	at Washington	*ss	4	1	2	0	0	0	0	0	0	0	0	0	0	0	0	1	3	0	.364
Apr 25	at Washington	*ss	3	1	1	2	0	0	1	1	0	0	0	0	0	0	0	0	1	1	.363
Apr 26	at Washington	*ss	2	2	1	1	0	0	0	1	0	0	0	0	0	0	0	0	0	0	.365
May 01	OREGON	*ss	3	0	1	1	1	0	0	0	0	0	0	0	0	0	0	4	3	0	.364
May 02	OREGON	*ss	3	1	1	0	0	0	0	1	0	0	0	0	0	0	1	1	2	0	.364
May 07	vs Penn State	*ss	3	2	2	4	0	0	1	0	0	0	0	0	0	0	0	1	1	0	.370
May 08	vs Wisconsin	*ss	3	1	0	0	0	0	0	1	0	0	0	0	0	0	0	0	3	0	.362
May 09	vs Nebraska	*ss	2	1	1	0	0	0	0	1	0	0	0	0	0	0	0	1	1	0	.364
May 15	CALIFORNIA BAPTIST	*ss	3	1	1	4	0	0	1	1	0	0	0	1	0	0	0	0	6	0	.363
May 16	SOUTH CAROLINA	*ss	2	2	1	1	0	0	1	1	0	0	0	0	0	0	1	3	1	0	.365
May 17	SOUTH CAROLINA	*ss	4	0	1	0	0	0	0	0	0	0	0	0	0	0	0	1	0	0	.362
May 22	UCF	*ss	2	1	0	0	0	0	0	0	0	0	1	0	0	0	0	2	1	0	.358
May 23	UCF	*ss	4	3	3	7	0	0	2	1	0	0	0	0	0	0	0	1	1	0	.367
Totals		60gs	169	62	62	68	12	0	21	37	2	2	10	2	4	3	18	93	110	7	.367

On base pct. .495 • Slugging pct. .811

Megan Grant, Game-By-Game

#43 • Sr. • Utility • San Bruno, Calif. • Aragon HS

#43 Grant, Megan - 60 games (All games)

Date	Opponent	Pos	AB	R	H	RBI	2B	3B	HR	BB	SB	CS	HBP	SAC	SF	GDP	K	PO	A	E	Avg
Feb 06	UC SANTA BARBARA	*of	0	2	0	0	0	0	0	3	0	0	1	0	0	0	0	0	0	0	.000
Feb 06	NORTHERN COLORA	*of	3	1	2	3	0	0	1	0	0	0	0	0	0	0	0	1	0	0	.667
Feb 07	vs Oregon State	*of/ph	2	3	2	2	0	0	1	2	0	0	0	0	0	0	0	1	0	0	.800
Feb 07	vs Utah	*of/ph	2	1	0	0	0	0	0	1	0	0	1	0	0	0	0	0	0	0	.571
Feb 08	UC RIVERSIDE	*of	4	3	3	6	0	0	3	0	0	0	0	0	0	0	0	0	0	0	.636
Feb 13	vs Oklahoma State	*of	2	1	1	1	0	0	1	2	0	0	0	0	0	0	0	1	0	0	.615
Feb 13	vs Missouri	*of	4	2	2	3	0	0	2	0	0	0	0	0	0	0	0	1	0	0	.588
Feb 14	vs Tennessee	*of	2	0	0	0	0	0	0	1	0	0	0	0	0	0	1	0	0	0	.526
Feb 14	vs Florida State	*of	1	1	1	1	0	0	1	2	0	0	1	0	0	0	0	0	0	0	.550
Feb 15	vs LSU	*of	3	1	1	2	1	0	0	1	0	0	0	0	0	0	1	0	0	0	.522
Feb 19	vs Auburn	*of/dh	2	1	0	1	0	0	0	2	0	0	0	0	0	0	0	0	0	0	.480
Feb 20	vs Nevada	*of/dh	2	1	2	3	1	0	1	2	0	0	0	0	0	0	0	0	0	0	.519
Feb 20	vs Duke	*of	2	0	1	1	0	0	0	1	0	0	0	0	1	0	0	1	1	0	.517
Feb 21	vs Fresno State	*of	3	1	2	2	1	0	1	0	0	0	0	0	0	0	0	0	0	0	.531
Feb 21	vs South Carolina	*of	1	0	0	0	0	0	0	2	0	0	1	0	0	0	0	1	0	0	.515
Feb 22	vs Texas A&M	*of/dh	1	2	1	1	0	0	0	2	0	0	1	0	0	0	0	0	0	0	.529
Feb 27	vs East Texas A&M	*dh	1	2	1	2	0	0	1	1	0	0	0	0	0	0	0	0	0	0	.543
Feb 27	vs FLORIDA	*of/dh	4	2	1	0	0	0	0	1	0	0	1	0	0	0	1	0	0	0	.513
Feb 28	vs BYU	*dh	1	2	1	3	0	0	1	4	0	0	0	0	0	0	0	0	0	0	.525
Feb 28	vs Seattle U	*of/dh	2	1	1	3	0	0	1	2	0	0	1	0	1	0	0	0	0	1	.524
Mar 1	vs Oregon State	*of	3	3	2	4	0	0	2	1	0	0	0	0	0	0	1	2	0	0	.533
Mar 06	WISCONSIN	*of	2	2	2	2	0	0	1	1	0	0	1	0	0	0	0	0	0	0	.553
Mar 07	WISCONSIN	*of	2	2	1	1	0	0	0	1	0	0	0	0	0	0	1	1	0	0	.551
Mar 08	WISCONSIN	*of/dh	3	2	1	2	0	0	1	1	0	0	1	0	0	0	0	2	0	0	.538
Mar 11	LMU	*of	3	1	1	1	0	0	1	1	0	0	0	0	0	0	0	1	0	0	.527
Mar 13	MICHIGAN STATE	*of	2	2	2	2	0	0	1	1	0	0	0	0	0	0	0	0	0	0	.544
Mar 14	MICHIGAN STATE	*of	2	1	1	1	0	0	0	2	0	0	0	0	0	0	0	0	0	0	.542
Mar 15	MICHIGAN STATE	*of	2	1	1	2	0	0	1	2	0	0	0	0	1	0	0	1	0	0	.541
Mar 21	at Rutgers	*of	4	1	2	2	0	0	1	0	0	0	0	0	0	0	1	1	0	0	.538
Mar 22	at Rutgers	*of	2	3	2	1	0	0	1	1	0	0	1	0	0	0	0	1	0	0	.552
Mar 23	at Rutgers	*of	3	3	2	2	1	0	0	0	0	0	1	0	1	0	0	1	0	0	.557
Mar 27	at Nebraska	*of	3	1	1	0	0	0	0	0	0	0	0	0	0	0	0	3	0	0	.548
Mar 28	at Nebraska	*of	2	1	1	0	0	0	0	0	0	0	1	0	0	0	0	0	0	0	.547
Mar 29	at Nebraska	*of	4	1	1	0	0	0	0	0	0	0	0	0	0	0	1	2	0	0	.532
Apr 02	HAWAII	*dh	2	2	0	0	0	0	0	2	0	0	0	0	0	0	0	0	0	0	.519
Apr 03	INDIANA	*of	4	0	1	0	1	0	0	0	0	0	0	0	0	0	1	0	0	0	.506
Apr 04	INDIANA	*of	2	2	2	2	0	0	2	2	0	0	0	0	0	0	0	0	1	1	.517
Apr 05	INDIANA	*of	4	0	0	0	0	0	0	0	0	0	0	0	0	0	0	1	0	0	.495
Apr 07	at Cal St. Fullerton	*of	4	1	2	2	0	0	1	1	0	0	0	0	0	0	1	0	0	0	.495
Apr. 10	at Illinois	*of/dh	4	3	2	5	0	0	2	1	0	0	0	0	0	0	0	0	0	0	.495
Apr 11	at Illinois	*of	4	0	0	0	0	0	0	0	0	0	0	0	0	0	1	1	0	0	.476
Apr 12	at Illinois	*of/1b	2	2	2	2	0	0	1	1	0	0	0	0	0	0	0	3	0	0	.486
Apr 14	CALIFORNIA BAPTIST	*of	3	0	0	0	0	0	0	1	0	0	0	0	0	0	0	0	0	0	.472
Apr 15	at Long Beach State	*of	2	3	1	2	0	0	1	4	0	0	0	0	1	0	0	0	0	1	.473
Apr 18	CALIFORNIA-1	*of	2	2	1	2	0	0	0	2	0	0	0	0	0	0	0	1	0	0	.473
Apr 18	CALIFORNIA-2	*of	3	2	2	1	1	0	1	0	0	0	0	0	0	1	0	0	0	0	.478
Apr 24	at Washington	*of/dh	3	2	2	2	0	0	2	1	0	0	0	0	0	0	0	0	0	0	.483
Apr 25	at Washington	*of	3	1	1	1	0	0	1	1	0	0	0	0	0	0	1	1	0	0	.479
Apr 26	at Washington	*of	2	1	0	0	0	0	0	2	0	0	0	0	0	0	0	1	0	0	.472
May 01	OREGON	*of	4	0	1	0	0	0	0	0	0	0	0	0	0	0	0	3	0	0	.465
May 02	OREGON	*of	3	1	2	2	0	0	1	1	0	0	0	0	0	0	0	1	0	0	.469
May 03	OREGON	*of	2	2	2	0	1	0	0	1	0	0	0	0	0	0	0	1	0	0	.477
May 07	vs Penn State	*of	2	1	1	1	0	0	1	2	0	0	0	0	0	0	0	0	0	0	.478
May 08	vs Wisconsin	*of/dh	2	2	1	1	0	0	1	2	0	0	0	0	0	0	1	0	0	0	.478
May 09	vs Nebraska	*of	3	1	1	1	0	0	1	0	0	0	0	0	0	0	0	3	0	0	.475
May 15	CALIFORNIA BAPTIST	*of	1	2	0	0	0	0	0	4	0	0	0	0	0	0	0	0	0	0	.471
May 16	SOUTH CAROLINA	*of	3	1	1	2	0	0	1	0	0	0	0	0	0	0	0	0	0	0	.469
May 17	SOUTH CAROLINA	*of	3	1	2	6	0	0	1	0	0	0	1	0	0	0	0	1	0	0	.473
May 22	UCF	*of	0	0	0	0	0	0	0	3	0	0	0	0	0	0	0	1	0	0	.473
May 23	UCF	*of	1	2	0	1	0	0	0	3	0	0	0	0	1	1	0	0	0	0	.469
Totals		60gs	147	85	69	87	7	0	40	74	0	0	13	0	6	2	12	39	2	3	.469

On base pct. .650 • Slugging pct. 1.333

Jolyna Lamar, Game-By-Game

#7 • Fr. • Utility • Cary, N.C. • Panther Creek HS

#7 Lamar, Jolyna - 55 games (All games)

Date	Opponent	Pos	AB	R	H	RBI	2B	3B	HR	BB	SB	CS	HBP	SAC	SF	GDP	K	PO	A	E	Avg
Feb 06	UC SANTA BARBARA	ph/of	1	0	0	0	0	0	0	0	0	0	0	0	0	0	0	0	0	0	.000
Feb 06	NORTHERN COLORA	ph	0	0	0	0	0	0	0	1	0	0	0	0	0	0	0	0	0	0	.000
Feb 07	vs Oregon State	ph/of	2	1	0	0	0	0	0	0	0	0	0	0	0	0	1	0	0	0	.000
Feb 07	vs Utah	of	1	0	0	0	0	0	0	0	0	0	0	0	0	0	0	0	0	0	.000
Feb 08	UC RIVERSIDE	*of/of	2	2	2	2	0	0	1	1	0	0	0	0	0	0	0	0	0	0	.333
Feb 13	vs Oklahoma State	*of/of	3	0	0	0	0	0	0	0	0	0	0	0	0	0	1	0	0	0	.222
Feb 13	vs Missouri	*of	3	0	0	0	0	0	0	0	0	0	0	0	0	0	3	0	0	0	.167
Feb 14	vs Florida State	*of	3	1	1	1	0	0	0	0	0	0	0	0	0	0	1	2	0	0	.200
Feb 19	vs Auburn	of	0	0	0	0	0	0	0	0	0	0	0	0	0	0	0	0	0	0	.200
Feb 20	vs Duke	*of	4	0	2	1	0	0	0	0	0	0	0	0	0	0	1	1	0	0	.263
Feb 21	vs Fresno State	of	0	0	0	0	0	0	0	0	0	0	0	0	0	0	0	0	0	0	.263
Feb 21	vs South Carolina	ph	1	0	1	0	0	0	0	0	0	0	0	0	0	0	0	0	0	0	.300
Feb 27	vs East Texas A&M	*of/of	3	2	3	7	0	0	2	0	0	0	0	0	0	0	0	0	0	0	.391
Feb 28	vs BYU	*of	3	1	0	0	0	0	0	1	0	0	0	0	0	0	2	1	0	0	.346
Feb 28	vs Seattle U	ph/of	2	1	1	0	1	0	0	1	0	0	0	0	0	0	0	0	0	0	.357
Mar 1	vs Oregon State	*of/of	3	0	1	2	0	0	0	0	0	0	0	0	0	0	0	1	0	0	.355
Mar 06	WISCONSIN	ph/of	3	1	1	0	0	0	0	0	0	0	0	0	0	1	0	2	0	0	.353
Mar 07	WISCONSIN	*of	1	1	0	0	0	0	0	1	0	0	0	0	0	0	0	0	0	0	.343
Mar 08	WISCONSIN	*of	4	1	1	1	0	0	1	1	0	0	0	0	0	0	0	4	0	0	.333
Mar 11	LMU	*of	1	0	0	0	0	0	0	1	0	0	0	0	0	0	1	1	0	0	.325
Mar 13	MICHIGAN STATE	*of	2	0	0	0	0	0	0	0	0	0	0	0	0	0	0	0	0	0	.310
Mar 14	MICHIGAN STATE	*of	2	1	0	0	0	0	0	1	0	0	0	0	0	0	1	4	0	0	.295
Mar 15	MICHIGAN STATE	*of	3	2	2	2	0	0	0	1	0	0	0	0	0	0	1	1	0	0	.319
Mar 21	at Rutgers	*of	4	1	1	3	0	0	1	0	0	0	0	0	0	0	2	1	0	0	.314
Mar 22	at Rutgers	*of	2	0	0	0	0	0	0	0	0	0	0	0	0	0	1	0	0	0	.302
Mar 23	at Rutgers	*of	2	3	1	0	0	0	0	2	0	0	0	0	0	0	1	2	0	0	.309
Mar 27	at Nebraska	*of	3	0	1	0	0	0	0	0	0	0	0	0	0	0	1	1	0	0	.310
Mar 28	at Nebraska	*of	3	1	2	2	0	0	1	0	0	0	0	0	0	0	1	2	0	0	.328
Mar 29	at Nebraska	*of	3	1	1	0	0	0	0	0	0	0	0	0	0	0	1	1	0	0	.328
Apr 02	HAWAII	*of	2	0	0	0	0	0	0	0	0	0	0	0	0	0	0	0	0	0	.318
Apr 03	INDIANA	*of	1	2	0	0	0	0	0	2	0	0	0	0	0	0	0	1	1	0	.313
Apr 04	INDIANA	*of	2	0	0	1	0	0	0	1	0	0	0	0	0	0	0	0	0	0	.304
Apr 05	INDIANA	*of	3	0	0	0	0	0	0	0	0	0	0	0	0	0	1	2	0	0	.292
Apr 07	at Cal St. Fullerton	*of	4	1	1	2	0	0	1	0	0	0	0	0	0	0	2	4	1	0	.289
Apr. 10	at Illinois	*of	2	0	0	0	0	0	0	0	0	0	0	0	0	0	1	3	0	0	.282
Apr 11	at Illinois	*of	3	1	1	1	0	0	1	0	0	0	0	0	0	0	1	1	1	0	.284
Apr 12	at Illinois	*of	2	2	2	1	1	0	1	0	0	0	0	0	0	0	0	1	0	0	.301
Apr 14	CALIFORNIA BAPTIST	*of	2	2	2	2	1	0	1	1	0	0	0	0	0	0	0	0	0	0	.318
Apr 15	at Long Beach State	*of	2	4	1	0	0	0	0	3	0	0	0	0	0	0	0	0	1	0	.322
Apr 18	CALIFORNIA-1	*of	2	2	1	1	0	0	1	1	0	0	0	0	0	0	0	3	0	0	.326
Apr 18	CALIFORNIA-2	*of	2	0	1	0	0	0	0	0	0	0	0	0	0	0	0	0	0	0	.330
Apr 24	at Washington	*of	4	1	1	0	0	0	0	0	0	0	0	0	0	0	1	2	0	0	.326
Apr 25	at Washington	*of	3	0	1	0	0	0	0	0	0	0	0	0	0	0	0	2	0	0	.327
Apr 26	at Washington	*of	3	2	2	1	1	0	0	0	0	0	0	0	0	0	1	0	0	0	.337
May 01	OREGON	*of	3	1	1	1	0	0	1	0	0	0	0	0	0	0	1	0	0	0	.337
May 02	OREGON	*of	3	1	1	0	1	0	0	0	0	0	0	0	0	1	0	2	0	1	.336
May 03	OREGON	*of	1	1	0	0	0	0	0	1	0	0	0	0	0	0	1	3	0	0	.333
May 07	vs Penn State	*of	3	0	2	1	1	1	0	0	0	0	0	0	0	0	1	0	0	0	.342
May 08	vs Wisconsin	*of	3	1	1	2	1	0	0	0	0	0	0	0	0	0	0	1	0	0	.342
May 09	vs Nebraska	*of	2	0	0	0	0	0	0	0	0	0	0	0	0	0	2	0	0	1	.336
May 15	CALIFORNIA BAPTIST	*of	3	1	1	2	0	0	1	0	0	0	0	0	0	0	2	0	0	0	.336
May 16	SOUTH CAROLINA	*of	3	0	1	0	0	0	0	0	0	0	0	0	0	0	2	5	1	0	.336
May 17	SOUTH CAROLINA	*of	3	3	1	0	0	0	0	0	0	0	1	0	0	0	0	4	0	0	.336
May 22	UCF	*of	1	1	0	0	0	0	0	1	0	0	0	0	0	0	0	1	0	0	.333
May 23	UCF	*of	2	2	1	0	0	0	0	1	0	0	1	0	0	0	0	0	0	0	.336
Totals		46gs	128	48	43	36	7	1	13	22	0	0	2	0	0	2	35	59	5	2	.336

On base pct. .441 • Slugging pct. .711

Sofia Mujica, Game-By-Game

#00 • So. • Catcher • San Diego, Calif. • Granite Hills HS

#0 Mujica, Sofia - 28 games (All games)

Date	Opponent	Pos	AB	R	H	RBI	2B	3B	HR	BB	SB	CS	HBP	SAC	SF	GDP	K	PO	A	E	Avg
Feb 06	NORTHERN COLORA	*c	3	2	2	2	0	0	2	0	0	0	0	0	0	0	0	8	1	0	.667
Feb 07	vs Oregon State	c	2	0	1	0	0	0	0	1	0	0	0	0	0	0	0	5	0	0	.600
Feb 08	UC RIVERSIDE	*c	3	1	1	2	0	0	1	0	0	0	0	0	0	0	0	5	0	0	.500
Feb 13	vs Missouri	*c	1	0	1	0	0	0	0	0	0	0	0	0	0	0	0	2	0	0	.556
Feb 14	vs Tennessee	*c	1	0	0	0	0	0	0	1	0	0	0	0	0	0	0	4	0	0	.500
Feb 15	vs LSU	*dh	4	0	1	0	0	0	0	0	0	0	0	0	0	0	2	0	0	0	.429
Feb 19	vs Auburn	c	1	0	0	0	0	0	0	0	0	0	0	0	0	0	0	2	0	0	.400
Feb 20	vs Nevada	*c	2	0	0	0	0	0	0	0	0	0	0	0	0	0	0	6	2	0	.353
Feb 21	vs Fresno State	*c	2	0	0	0	0	0	0	0	0	0	0	0	0	0	1	2	0	0	.316
Feb 22	vs Texas A&M	c	0	0	0	0	0	0	0	1	0	0	0	0	0	0	0	0	0	0	.316
Feb 27	vs East Texas A&M	*c	2	0	1	0	0	0	0	1	0	0	0	0	0	0	0	3	0	0	.333
Feb 28	vs BYU	*c	3	1	1	0	0	0	0	1	0	0	0	0	0	0	0	6	0	0	.333
Mar 1	vs Oregon State	*c	2	0	0	0	0	0	0	0	0	0	0	0	0	0	1	1	0	0	.308
Mar 08	WISCONSIN	*c/dh	4	0	0	0	0	0	0	0	0	0	0	0	0	0	0	0	0	0	.267
Mar 11	LMU	*c	3	1	1	3	0	0	1	0	0	0	0	0	0	0	0	2	1	0	.273
Mar 14	MICHIGAN STATE	*c	1	3	1	2	0	0	1	2	0	0	0	0	0	0	0	2	0	1	.294
Mar 22	at Rutgers	*c	4	0	0	0	0	0	0	0	0	0	0	0	0	0	2	3	1	0	.263
Mar 28	at Nebraska	*c/dh	2	0	0	0	0	0	0	0	0	0	0	0	0	0	1	0	0	0	.250
Mar 29	at Nebraska	*c/dh	2	0	0	0	0	0	0	0	0	0	0	0	0	0	2	2	0	0	.238
Apr 11	at Illinois	*c	3	0	1	0	0	0	0	0	0	0	0	0	0	0	1	4	0	0	.244
Apr 12	at Illinois	*c	4	2	3	3	0	0	2	0	0	0	0	0	0	0	0	1	0	0	.286
Apr 15	at Long Beach State	c	0	0	0	0	0	0	0	0	0	0	0	0	0	0	0	0	1	0	.286
Apr 18	CALIFORNIA-1	*c	3	1	2	0	1	0	0	0	0	0	0	0	0	0	0	0	1	0	.308
Apr 18	CALIFORNIA-2	*dh	2	0	0	0	0	0	0	0	0	0	0	0	0	1	0	0	0	0	.296
Apr 25	at Washington	*c/dh	2	0	0	0	0	0	0	0	0	0	0	0	0	0	1	6	0	0	.286
May 03	OREGON	*c/dh	3	1	1	2	0	0	1	0	0	0	0	0	0	0	1	2	1	0	.288
May 08	vs Wisconsin	ph/c	1	0	0	0	0	0	0	0	0	0	0	0	0	0	0	0	2	0	.283
May 15	CALIFORNIA BAPTIST	c	2	0	1	0	1	0	0	0	0	0	0	0	0	0	1	2	0	0	.290
Totals		22gs	62	12	18	14	2	0	8	7	0	0	0	0	0	1	13	68	10	1	.290

On base pct. .362 • Slugging pct. .710

Alexis Ramirez, Game-By-Game

#28 • R-Jr. • Catcher • Whittier, Calif. • La Serna HS

#28 Ramirez, Alexis - 48 games (All games)

Date	Opponent	Pos	AB	R	H	RBI	2B	3B	HR	BB	SB	CS	HBP	SAC	SF	GDP	K	PO	A	E	Avg
Feb 06	UC SANTA BARBARA	*c	3	2	2	2	1	0	0	1	0	0	0	0	0	0	0	6	0	0	.667
Feb 07	vs Utah	*c	1	0	1	1	0	0	0	1	0	0	0	0	1	0	0	7	1	0	.750
Feb 13	vs Oklahoma State	*c	3	0	0	0	0	0	0	0	0	0	1	0	0	0	2	8	1	0	.429
Feb 13	vs Missouri	*c	2	0	0	0	0	0	0	0	0	0	0	0	0	0	0	8	0	1	.333
Feb 14	vs Florida State	*c	4	0	2	0	1	0	0	0	0	0	0	0	0	0	0	1	3	0	.385
Feb 15	vs LSU	*c	3	0	1	0	1	0	0	0	0	0	0	0	0	0	0	5	0	0	.375
Feb 19	vs Auburn	*c	2	2	0	0	0	0	0	1	0	0	0	0	0	0	0	2	0	0	.333
Feb 20	vs Nevada	*c	1	0	0	0	0	0	0	0	0	0	0	0	0	0	1	3	0	0	.316
Feb 20	vs Duke	*c	1	1	0	1	0	0	0	1	0	0	1	0	1	0	0	6	0	0	.300
Feb 21	vs South Carolina	*c	3	1	2	1	0	0	1	0	0	0	0	0	0	0	0	5	2	0	.348
Feb 22	vs Texas A&M	*c	2	1	1	2	0	0	1	0	0	0	0	0	0	0	0	0	0	0	.360
Feb 27	vs FLORIDA	*c	4	1	1	3	0	0	1	1	0	0	0	0	0	0	1	7	0	0	.345
Feb 28	vs Seattle U	*c	4	2	1	5	0	0	1	1	1	0	0	0	0	0	0	6	1	0	.333
Mar 1	vs Oregon State	*c	1	0	1	1	0	0	0	0	0	0	0	0	0	0	0	4	0	0	.353
Mar 06	WISCONSIN	*c	3	0	2	0	0	0	0	0	0	0	0	0	0	0	0	3	0	0	.378
Mar 07	WISCONSIN	*c	2	0	2	0	0	0	0	0	0	0	0	0	0	0	0	5	0	0	.410
Mar 08	WISCONSIN	*c	3	1	3	6	0	0	1	1	0	0	0	0	0	0	0	3	0	0	.452
Mar 13	MICHIGAN STATE	*c	2	0	2	2	0	0	0	0	0	0	0	0	0	0	0	4	0	0	.477
Mar 15	MICHIGAN STATE	*c	3	1	2	0	1	0	0	1	0	0	0	0	0	0	0	4	1	0	.489
Mar 21	at Rutgers	*c	2	2	2	1	1	0	0	2	0	0	0	0	0	0	0	3	1	1	.510
Mar 23	at Rutgers	*c	4	2	2	1	0	0	1	0	0	0	0	0	0	0	0	7	1	0	.509
Mar 27	at Nebraska	*c	3	0	0	0	0	0	0	0	0	0	0	0	0	0	1	6	1	0	.482
Mar 28	at Nebraska	*dh/c	3	0	0	0	0	0	0	0	0	0	0	0	0	0	1	2	1	0	.458
Mar 29	at Nebraska	*dh/c	3	1	1	1	0	0	1	0	0	0	0	0	0	0	0	2	0	0	.452
Apr 03	INDIANA	*c	3	0	0	0	0	0	0	0	0	0	0	0	0	0	0	5	2	1	.431
Apr 04	INDIANA	*c	3	0	2	0	0	0	0	0	0	0	0	0	0	0	0	6	1	0	.441
Apr 05	INDIANA	*c	3	2	1	1	0	0	1	0	0	0	0	0	1	0	0	2	1	0	.437
Apr 07	at Cal St. Fullerton	*c/dh	3	2	1	4	0	0	1	1	0	0	0	0	0	0	0	4	0	0	.432
Apr. 10	at Illinois	*c	4	2	2	1	0	0	1	1	0	0	0	0	0	0	1	7	0	0	.436
Apr 12	at Illinois	*dh	2	0	0	0	0	0	0	0	0	0	0	0	0	0	0	0	0	0	.425
Apr 14	CALIFORNIA BAPTIST	*c	4	1	1	2	0	0	1	0	0	0	0	0	0	0	1	3	0	0	.417
Apr 15	at Long Beach State	*c	4	0	1	1	0	0	0	1	0	0	0	0	1	0	0	5	1	0	.409
Apr 18	CALIFORNIA-1	*dh	2	1	1	2	1	0	0	1	0	0	0	0	0	0	0	0	0	0	.411
Apr 18	CALIFORNIA-2	*c	1	1	1	2	0	0	1	0	0	0	1	0	0	0	0	3	0	0	.418
Apr 24	at Washington	*c	4	0	2	1	1	0	0	0	0	0	0	0	0	0	0	8	1	0	.421
Apr 25	at Washington	*dh/c	3	1	0	0	0	0	0	1	0	0	0	0	0	0	0	3	0	0	.408
Apr 26	at Washington	*c	2	0	0	0	0	0	0	1	0	0	0	0	0	0	0	7	1	0	.400
May 01	OREGON	*c	2	0	0	0	0	0	0	1	0	0	0	0	0	0	0	4	1	0	.392
May 02	OREGON	*c	4	1	1	0	0	0	0	0	0	0	0	0	0	1	0	6	1	1	.387
May 03	OREGON	*c	2	0	1	0	0	0	0	0	0	0	0	0	0	0	1	0	0	0	.389
May 07	vs Penn State	*c	3	1	1	1	0	0	1	1	0	0	0	0	0	0	0	9	0	0	.387
May 08	vs Wisconsin	*c	2	3	2	0	0	0	0	1	0	0	0	0	0	0	0	5	0	0	.398
May 09	vs Nebraska	*c	3	0	0	0	0	0	0	0	0	0	0	0	0	0	0	3	0	1	.388
May 15	CALIFORNIA BAPTIST	*c	1	0	0	0	0	0	0	1	0	0	0	0	0	0	0	3	0	0	.385
May 16	SOUTH CAROLINA	*c	3	1	2	0	1	0	0	0	0	0	0	0	0	0	0	6	0	0	.392
May 17	SOUTH CAROLINA	*c	4	1	2	0	2	0	0	0	0	0	0	0	0	0	0	3	0	0	.395
May 22	UCF	*c	2	0	0	0	0	0	0	0	0	0	1	0	0	0	0	3	0	0	.389
May 23	UCF	*c	5	1	4	3	1	0	1	0	0	0	0	0	0	0	0	10	1	1	.405
Totals		43gs	131	35	53	45	11	0	14	20	1	0	3	1	3	2	9	212	23	6	.405

On base pct. .484 • Slugging pct. .809

Ramsey Suarez, Game-By-Game

#31 • R-Jr. • Designated Player/Infielder • Temecula, Calif. • Great Oak HS

#31 Suarez, Ramsey - 46 games (All games)

Date	Opponent	Pos	AB	R	H	RBI	2B	3B	HR	BB	SB	CS	HBP	SAC	SF	GDP	K	PO	A	E	Avg
Feb 06	UC SANTA BARBARA	ph/dh	2	0	0	1	0	0	0	0	0	0	0	0	0	0	0	0	0	0	.000
Feb 06	NORTHERN COLORA	ph	1	0	0	0	0	0	0	0	0	0	0	0	0	0	0	0	0	0	.000
Feb 07	vs Oregon State	ph	0	0	0	1	0	0	0	0	0	0	0	0	1	0	0	0	0	0	.000
Feb 07	vs Utah	ph	1	1	1	0	0	0	0	0	0	0	0	0	0	0	0	0	0	0	.250
Feb 08	UC RIVERSIDE	*dh	2	3	2	1	1	0	0	1	0	0	0	0	0	0	0	0	0	0	.500
Feb 13	vs Missouri	*dh	4	0	0	0	0	0	0	0	0	0	0	0	0	0	2	0	0	0	.300
Feb 15	vs LSU	ph	1	0	1	1	0	0	0	0	0	0	0	0	0	0	0	0	0	0	.364
Feb 19	vs Auburn	*dh	4	2	3	7	1	1	1	0	0	0	0	0	0	0	0	0	0	0	.467
Feb 20	vs Nevada	*dh	3	0	1	1	0	0	0	0	0	0	0	0	0	0	0	0	0	0	.444
Feb 20	vs Duke	ph	1	0	1	0	1	0	0	0	0	0	0	0	0	0	0	0	0	0	.474
Feb 21	vs Fresno State	*dh	3	1	1	3	0	0	1	0	0	0	0	0	0	0	0	0	0	0	.455
Feb 21	vs South Carolina	*dh	2	0	0	0	0	0	0	2	0	0	0	0	0	0	1	0	0	0	.417
Feb 22	vs Texas A&M	*dh	4	2	2	1	0	0	1	0	0	0	0	0	0	0	1	0	0	0	.429
Feb 27	vs East Texas A&M	1b	2	1	1	2	0	0	1	0	0	0	0	0	0	0	0	4	0	0	.433
Feb 27	vs FLORIDA	*dh	5	1	1	2	0	0	0	0	0	0	0	0	0	0	1	0	0	0	.400
Feb 28	vs Seattle U	*dh	5	2	2	1	0	0	0	0	1	0	1	0	0	0	0	0	0	0	.400
Mar 1	vs Oregon State	ph/dh	1	0	0	0	0	0	0	0	0	0	0	0	0	0	1	1	0	0	.390
Mar 06	WISCONSIN	*dh	2	0	0	0	0	0	0	0	0	0	0	0	0	0	0	0	0	0	.372
Mar 07	WISCONSIN	*dh	2	1	1	3	0	0	1	0	0	0	0	0	0	0	1	0	0	0	.378
Mar 08	WISCONSIN	*dh	1	0	1	1	0	0	0	0	0	0	0	0	0	0	0	0	0	0	.391
Mar 11	LMU	*dh	2	0	1	0	1	0	0	0	0	0	0	0	0	0	1	0	0	0	.396
Mar 13	MICHIGAN STATE	*dh/1b	3	1	1	1	0	0	1	0	0	0	0	0	0	0	1	1	0	0	.392
Mar 14	MICHIGAN STATE	*dh/1b	3	1	0	0	0	0	0	1	0	0	0	0	0	0	2	0	0	0	.370
Mar 15	MICHIGAN STATE	ph	1	0	0	0	0	0	0	0	0	0	0	0	0	0	1	0	0	0	.364
Mar 21	at Rutgers	*dh	3	1	2	1	0	0	1	0	0	0	0	0	0	0	1	0	0	0	.379
Mar 22	at Rutgers	*dh	3	1	1	1	0	0	0	0	0	0	0	0	0	0	2	0	0	0	.377
Mar 23	at Rutgers	*dh	2	0	0	0	0	0	0	0	0	0	0	0	0	0	2	0	0	0	.365
Mar 27	at Nebraska	*dh	3	0	0	0	0	0	0	0	0	0	0	0	0	0	2	0	0	0	.348
Mar 28	at Nebraska	ph	1	0	0	0	0	0	0	0	0	0	0	0	0	0	0	0	0	0	.343
Mar 29	at Nebraska	ph	1	0	0	0	0	0	0	0	0	0	0	0	0	0	0	0	0	0	.338
Apr 02	HAWAII	ph	1	0	0	0	0	0	0	0	0	0	0	0	0	0	0	0	0	0	.333
Apr 03	INDIANA	*dh	3	0	0	0	0	0	0	0	0	0	0	0	0	0	1	0	0	0	.319
Apr 04	INDIANA	ph	0	0	0	0	0	0	0	1	0	0	0	0	0	0	0	0	0	0	.319
Apr 05	INDIANA	ph	1	1	1	1	1	0	0	0	0	0	0	0	0	0	0	0	0	0	.329
Apr 07	at Cal St. Fullerton	*dh	3	0	0	0	0	0	0	0	0	0	0	0	0	0	1	0	0	0	.316
Apr. 10	at Illinois	*dh/ph	3	0	1	2	0	0	0	1	0	0	0	0	0	0	0	0	0	0	.316
Apr 11	at Illinois	*dh	1	0	0	0	0	0	0	1	0	0	0	0	0	0	0	0	0	0	.312
Apr 14	CALIFORNIA BAPTIST	*dh	2	0	0	0	0	0	0	0	0	0	0	0	0	0	0	0	0	0	.305
Apr 15	at Long Beach State	*dh/of	2	0	1	0	0	0	0	0	0	0	1	1	0	0	0	0	0	0	.310
Apr 18	CALIFORNIA-2	ph	0	0	0	0	0	0	0	0	0	0	1	0	0	0	0	0	0	0	.310
Apr 24	at Washington	*dh/of	3	0	0	0	0	0	0	0	0	0	1	0	0	0	0	0	0	0	.299
May 01	OREGON	*dh	1	0	0	0	0	0	0	0	0	0	0	0	0	0	0	0	0	0	.295
May 08	vs Wisconsin	ph	1	0	1	2	1	0	0	0	0	0	0	0	0	0	0	0	0	0	.303
May 09	vs Nebraska	ph	1	0	0	0	0	0	0	0	0	0	0	0	0	0	1	0	0	0	.300
May 15	CALIFORNIA BAPTIST	ph	1	0	0	0	0	0	0	0	0	0	0	0	0	0	1	0	0	0	.297
May 22	UCF	ph	1	0	1	1	1	0	0	0	0	0	0	0	0	0	0	0	0	0	.304
Totals		27gs	92	19	28	34	7	1	7	7	1	0	4	1	1	0	23	6	0	0	.304

On base pct. .375 • Slugging pct. .630

Taylor Tinsley, Game-By-Game

#23 • Sr. • Pitcher • Lawrenceville, Ga. • George Walton Academy

#23 Tinsley, Taylor - 45 appearances (All games)

Date	Opponent	GS	IP	H	R	ER	BB	SO	2B	3B	HR	WP	BK	HBP	IBB	Score	W-L	Sv	ERA	NP
Feb 06	UC SANTA BARBARA	*	5.0	6	1	1	2	6	3	0	0	0	0	0	0	18-1	1-0	0	1.40	93
Feb 07	vs Utah	*	5.0	1	0	0	1	7	0	0	0	0	0	2	0	11-0	2-0	0	0.70	85
Feb 08	UC RIVERSIDE	*	1.0	0	0	0	0	1	0	0	0	0	0	0	0	17-0	2-0	0	0.64	11
Feb 13	vs Oklahoma State	*	7.1	9	4	3	3	8	1	0	1	0	0	0	2	3-4	2-1	0	1.53	95
Feb 13	vs Missouri	*	4.2	3	0	0	1	8	1	0	0	0	0	1	0	6-5	3-1	0	1.22	72
Feb 14	vs Florida State	*	1.1	8	7	7	0	0	2	1	2	0	0	0	0	7-11	3-2	0	3.16	36
Feb 15	vs LSU	*	6.0	3	0	0	2	4	0	1	0	0	0	0	0	8-0	4-2	0	2.54	101
Feb 19	vs Auburn	*	3.0	2	0	0	1	2	0	0	0	0	0	0	0	23-1	5-2	0	2.31	49
Feb 20	vs Nevada	*	3.0	2	1	1	2	3	0	0	0	0	0	0	0	6-5	6-2	0	2.31	45
Feb 20	vs Duke	*	7.0	9	5	4	1	6	4	0	0	0	0	0	0	10-5	7-2	0	2.58	122
Feb 21	vs South Carolina	*	7.0	3	4	0	0	4	0	0	1	0	0	0	0	5-4	8-2	0	2.23	88
Feb 22	vs Texas A&M	*	0.1	2	3	3	2	0	0	0	0	0	0	2	0	15-7	8-2	0	2.62	29
Feb 27	vs FLORIDA	*	4.0	12	7	7	1	4	2	0	3	1	0	1	0	15-12	8-2	0	3.33	104
Feb 28	vs Seattle U	*	1.0	1	0	0	1	1	0	0	0	0	0	0	0	16-10	8-2	0	3.27	22
Mar 1	vs Oregon State	*	2.2	3	2	2	3	3	1	0	0	0	0	0	0	13-3	9-2	0	3.36	44
Mar 06	WISCONSIN	*	2.0	1	0	0	1	3	0	0	0	0	0	1	0	14-5	10-2	0	3.25	35
Mar 07	WISCONSIN	*	5.0	2	0	0	3	5	0	0	0	0	0	0	0	8-0	11-2	0	3.00	89
Mar 08	WISCONSIN	*	5.2	8	4	3	3	3	0	0	1	1	0	0	0	16-9	12-2	0	3.06	104
Mar 13	MICHIGAN STATE	*	5.0	3	0	0	2	3	0	0	0	1	0	0	0	10-0	13-2	0	2.86	94
Mar 15	MICHIGAN STATE	*	6.0	6	2	2	1	5	3	0	0	0	0	0	0	10-2	14-2	0	2.82	102
Mar 21	at Rutgers	*	5.0	3	5	2	6	3	1	0	1	0	0	0	0	16-5	15-2	0	2.82	96
Mar 27	at Nebraska	*	6.0	5	4	4	7	7	1	0	1	1	0	1	0	1-4	15-3	0	2.94	143
Mar 28	at Nebraska	*	6.0	5	3	3	4	2	0	0	3	0	0	0	0	6-5	16-3	0	2.97	104
Mar 29	at Nebraska	*	2.0	2	0	0	0	2	0	0	0	0	0	0	0	4-8	16-3	0	2.91	35
Apr 03	INDIANA	*	7.0	7	4	2	0	5	2	0	0	1	0	1	0	5-4	17-3	0	2.85	102
Apr 05	INDIANA	*	7.0	3	0	0	2	2	0	0	0	0	0	0	0	4-0	18-3	0	2.68	80
Apr 07	at Cal St. Fullerton	*	3.1	1	0	0	0	2	0	0	0	0	0	0	0	13-11	19-3	0	2.60	43
Apr 10	at Illinois	*	6.0	2	0	0	3	6	0	0	0	0	0	1	0	17-0	20-3	0	2.48	99
Apr 14	CALIFORNIA BAPTIST	*	7.0	6	6	6	1	3	1	0	1	1	0	1	0	13-6	21-3	0	2.66	98
Apr 15	at Long Beach State	*	3.2	4	0	0	1	4	1	0	0	0	0	0	0	27-9	22-3	0	2.59	50
Apr 18	CALIFORNIA-2	*	5.0	3	1	1	1	3	0	0	1	0	0	0	0	9-1	23-3	0	2.55	56
Apr 24	at Washington	*	7.0	7	5	5	2	8	2	0	1	0	0	2	0	7-5	24-3	0	2.67	119
Apr 25	at Washington	*	1.2	1	0	0	2	3	0	0	0	0	0	0	0	7-2	24-3	0	2.64	37
Apr 26	at Washington	*	5.0	5	1	1	1	7	1	0	0	0	0	1	0	9-1	25-3	0	2.60	83
May 01	OREGON	*	7.0	13	8	8	2	2	1	0	4	0	0	0	0	2-8	25-4	0	2.83	118
May 02	OREGON	*	5.2	12	10	5	3	5	3	1	0	0	0	2	0	11-13	25-5	0	2.95	109
May 03	OREGON	*	2.1	0	0	0	3	0	0	0	0	0	0	1	0	11-3	26-5	0	2.91	43
May 07	vs Penn State	*	7.0	5	1	0	5	9	2	0	0	1	0	1	0	6-1	27-5	0	2.79	132
May 08	vs Wisconsin	*	4.0	6	3	1	0	4	1	0	1	0	0	2	0	19-5	28-5	0	2.77	82
May 09	vs Nebraska	*	6.0	6	7	5	2	2	0	0	2	0	0	1	1	2-7	28-6	0	2.87	114
May 15	CALIFORNIA BAPTIST	*	4.1	6	10	9	3	3	1	0	2	0	0	0	0	12-11	28-6	0	3.13	98
May 16	SOUTH CAROLINA	*	7.0	7	2	2	1	6	1	0	2	0	0	1	0	7-2	29-6	0	3.09	99
May 17	SOUTH CAROLINA	*	6.0	2	1	1	2	2	0	0	0	0	0	1	0	15-1	30-6	0	3.03	83
May 22	UCF	*	5.0	3	1	1	0	2	1	0	1	0	0	0	0	9-1	31-6	0	3.00	82
May 23	UCF	*	7.0	9	4	4	3	11	1	0	1	0	0	0	0	14-4	32-6	0	3.03	127
Totals			30	215.0	207	116	93	84	179	37	3	29	7	0	23	3477-201	32-6	0	3.03	-

Jordan Woolery, Game-By-Game

#15 • Sr. • Infielder • Walnut Creek, Calif. • Clayton Valley Charter HS

#15 Woolery, Jordan - 60 games (All games)

Date	Opponent	Pos	AB	R	H	RBI	2B	3B	HR	BB	SB	CS	HBP	SAC	SF	GDP	K	PO	A	E	Avg
Feb 06	UC SANTA BARBARA	*1b	4	2	3	5	0	0	1	0	0	0	0	0	0	0	1	4	0	0	.750
Feb 06	NORTHERN COLORA	*1b	3	1	3	4	1	0	1	0	0	0	0	0	0	0	0	4	0	0	.857
Feb 07	vs Oregon State	*1b	2	1	0	0	0	0	0	2	0	0	0	0	0	0	0	4	0	0	.667
Feb 07	vs Utah	*1b	3	2	2	3	1	0	1	0	0	0	0	0	0	0	0	5	0	0	.667
Feb 08	UC RIVERSIDE	*1b	3	2	2	2	0	0	2	1	0	0	0	0	0	0	0	6	0	1	.667
Feb 13	vs Oklahoma State	*1b	4	0	0	0	0	0	0	0	0	0	0	0	0	0	1	4	2	0	.526
Feb 13	vs Missouri	*1b	3	2	1	0	0	0	0	1	0	0	0	0	0	0	0	5	0	0	.500
Feb 14	vs Tennessee	*1b	1	0	0	0	0	0	0	0	0	0	1	0	0	0	0	4	0	0	.478
Feb 14	vs Florida State	*1b	4	0	1	3	0	0	0	0	0	0	0	0	0	0	1	9	2	0	.444
Feb 15	vs LSU	*1b	3	1	1	2	0	0	1	1	0	0	0	0	0	0	1	9	0	0	.433
Feb 19	vs Auburn	*1b	4	2	3	6	2	0	1	0	0	0	0	0	0	0	0	3	0	0	.471
Feb 20	vs Nevada	*1b	4	0	2	1	0	0	0	0	0	0	0	0	0	0	1	6	0	0	.474
Feb 20	vs Duke	*1b	3	1	1	3	0	0	1	1	0	0	0	0	0	0	2	9	0	0	.463
Feb 21	vs Fresno State	*1b	1	2	1	2	0	0	1	1	0	0	1	0	0	0	0	4	0	0	.476
Feb 21	vs South Carolina	*1b	3	0	0	1	0	0	0	1	0	0	0	0	0	0	0	6	1	0	.444
Feb 22	vs Texas A&M	*1b	3	2	1	4	0	0	1	0	0	0	1	0	0	0	0	6	1	0	.438
Feb 27	vs East Texas A&M	*1b	0	2	0	0	0	0	0	2	0	0	0	0	0	0	0	1	0	0	.438
Feb 27	vs FLORIDA	*1b	5	2	3	3	1	0	1	1	0	0	0	0	0	0	1	7	0	1	.453
Feb 28	vs BYU	*1b	3	2	2	1	1	1	0	2	0	0	0	0	0	0	1	5	0	0	.464
Feb 28	vs Seattle U	*1b	3	0	1	1	0	0	0	2	0	0	0	0	1	0	0	5	0	0	.458
Mar 1	vs Oregon State	*1b/dh	2	2	1	0	0	0	0	1	0	0	1	0	0	0	0	2	0	0	.459
Mar 06	WISCONSIN	*1b	4	3	4	6	0	0	2	0	0	0	0	0	0	0	0	5	0	0	.492
Mar 07	WISCONSIN	*1b	3	1	1	3	0	0	1	0	0	0	0	0	0	0	0	4	0	0	.485
Mar 08	WISCONSIN	*1b	5	3	4	0	3	0	0	0	0	0	0	0	0	0	0	8	0	0	.507
Mar 11	LMU	*1b	4	1	1	2	0	0	1	0	0	0	0	0	0	0	0	5	1	0	.494
Mar 13	MICHIGAN STATE	*1b/dh	2	2	2	2	0	0	1	1	0	0	0	0	0	0	0	6	0	0	.506
Mar 14	MICHIGAN STATE	*1b/dh	3	3	3	4	1	0	1	1	0	0	0	0	0	0	0	4	0	0	.524
Mar 15	MICHIGAN STATE	*1b	1	1	1	2	0	0	1	2	0	0	0	0	1	0	0	8	0	0	.530
Mar 21	at Rutgers	*1b	4	0	0	0	0	0	0	0	0	0	0	0	0	0	0	7	0	0	.506
Mar 22	at Rutgers	*1b	3	2	2	2	0	0	1	1	0	0	0	0	0	0	0	8	0	0	.511
Mar 23	at Rutgers	*1b	3	2	3	6	0	0	0	2	0	0	0	0	0	0	0	3	0	0	.527
Mar 27	at Nebraska	*1b	3	0	0	0	0	0	0	0	0	0	0	0	0	0	0	6	0	0	.510
Mar 28	at Nebraska	*1b	3	1	2	3	0	0	1	1	0	0	0	0	0	0	0	6	1	0	.515
Mar 29	at Nebraska	*1b	2	0	1	0	0	0	0	2	0	0	0	0	0	0	0	4	0	0	.515
Apr 02	HAWAII	*1b	4	1	3	5	0	0	1	0	0	0	0	0	0	0	0	9	0	0	.524
Apr 03	INDIANA	*1b	3	0	1	0	0	0	0	1	0	0	0	0	0	1	0	7	2	0	.519
Apr 04	INDIANA	*1b	3	0	2	2	1	0	0	1	0	0	0	0	0	0	0	6	0	0	.523
Apr 05	INDIANA	*1b	2	0	0	0	0	0	0	1	0	0	0	0	0	0	0	6	1	0	.513
Apr 07	at Cal St. Fullerton	*1b	3	2	1	1	0	1	0	2	0	0	0	0	0	0	0	7	2	0	.509
Apr. 10	at Illinois	*1b	4	2	2	1	0	0	1	1	0	0	0	0	0	0	1	6	0	0	.508
Apr 11	at Illinois	*1b	3	1	1	4	0	0	1	0	0	0	0	0	1	0	0	5	1	0	.504
Apr 12	at Illinois	*1b/3b	2	2	1	0	1	0	0	2	0	0	0	0	0	1	0	5	0	0	.504
Apr 14	CALIFORNIA BAPTIST	*1b	3	3	3	2	0	0	2	1	0	0	0	0	0	0	0	15	1	0	.516
Apr 15	at Long Beach State	*1b	5	4	2	4	0	0	1	2	0	0	0	0	0	0	1	5	1	0	.511
Apr 18	CALIFORNIA-1	*1b	4	3	4	7	0	0	2	0	0	0	0	0	0	0	0	3	0	0	.526
Apr 18	CALIFORNIA-2	*1b	3	2	2	3	0	0	2	0	0	0	0	0	0	0	0	6	1	0	.529
Apr 24	at Washington	*1b	3	0	0	0	0	0	0	1	0	0	0	0	0	0	0	9	0	0	.517
Apr 25	at Washington	*1b	3	1	2	1	0	0	1	1	0	0	0	0	0	0	0	5	0	0	.521
Apr 26	at Washington	*1b	3	0	0	1	0	0	0	1	0	0	0	0	0	0	0	0	0	0	.510
May 01	OREGON	*1b	3	0	2	0	0	0	0	0	0	0	0	0	0	0	0	8	0	0	.513
May 02	OREGON	*1b	4	2	2	2	0	0	1	0	0	0	0	0	0	0	0	8	0	1	.513
May 03	OREGON	*1b	2	2	1	2	0	0	1	1	0	0	0	0	0	0	0	5	0	0	.513
May 07	vs Penn State	*1b	3	1	1	0	1	0	0	1	0	0	0	0	0	0	0	8	0	0	.509
May 08	vs Wisconsin	*1b	3	1	2	1	1	0	0	1	0	0	0	0	0	0	0	6	0	0	.512
May 09	vs Nebraska	*1b	3	0	2	0	0	0	0	0	0	0	0	0	0	0	0	6	1	0	.515
May 15	CALIFORNIA BAPTIST	*1b	4	2	3	2	1	0	1	1	0	0	0	0	1	0	0	11	0	0	.520
May 16	SOUTH CAROLINA	*1b	3	0	0	0	0	0	0	0	0	0	0	0	0	0	0	3	1	0	.511
May 17	SOUTH CAROLINA	*1b	4	1	1	2	1	0	0	0	0	0	0	0	0	0	0	2	0	0	.506
May 22	UCF	*1b	3	0	0	0	0	0	0	0	0	0	0	0	0	0	0	7	0	0	.497
May 23	UCF	*1b	5	1	3	1	1	0	0	0	0	0	0	0	0	0	0	7	0	0	.500
Totals		60gs	186	76	93	112	17	2	34	44	0	0	4	0	3	3	11	347	19	3	.500

On base pct. .595 • Slugging pct. 1.161