



# 2026 UCLA SOFTBALL

UCLA Athletic Communications / J.D. Morgan Center / 325 Westwood Plaza / Los Angeles, CA 90095  
Softball Contact: Vinny Lavalsiti / vlavalsiti@athletics.ucla.edu / c: (209) 781-6810

## 2026 SCHEDULE

### February (17-3)

Fri.	6	UC Santa Barbara <sup>1</sup>	B1G+	W, 18-1 (5)
Fri.	6	Northern Colorado <sup>1</sup>	B1G+	W, 10-1 (5)
Sat.	7	vs. Oregon State <sup>2</sup>	FloCollege	W, 12-4 (5)
Sat.	7	vs. Utah <sup>2</sup>	FloCollege	W, 11-0 (5)
Sun.	8	UC Riverside <sup>1</sup>	B1G+	W, 17-0 (5)
Fri.	13	vs. (RV) Oklahoma State <sup>3</sup>	ESPN2	L, 3-4 (8)
Fri.	13	vs. Missouri <sup>3</sup>	ESPN+	W, 6-5
Sat.	14	vs. (3) Tennessee <sup>3</sup>	ESPN2	L, 0-11 (5)
Sat.	14	vs. (7) Florida State <sup>3</sup>	ESPN+	L, 7-11
Sun.	15	vs. (12) LSU <sup>3</sup>	ESPN2	W, 8-0 (6)
Thu.	19	vs. (RV) Auburn <sup>4</sup>	FloCollege	W, 23-1 (5)
Fri.	20	vs. Nevada <sup>4</sup>	FloCollege	W, 6-5
Fri.	20	vs. (20) Duke <sup>4</sup>	FloCollege	W, 10-5
Sat.	21	vs. Fresno State <sup>4</sup>	FloCollege	W, 11-0 (5)
Sat.	21	vs. (13) South Carolina <sup>4</sup>	FloCollege	W, 5-4
Sun.	22	vs. (11) Texas A&M <sup>4</sup>	FloCollege	W, 15-7 (5)
Fri.	27	vs. East Texas A&M <sup>5</sup>	N/A	W, 14-0 (5)
Fri.	27	vs. (4) Florida <sup>5</sup>	N/A	W, 15-12
Sat.	28	vs. BYU <sup>5</sup>	N/A	W, 13-8
Sat.	28	vs. Seattle U. <sup>5</sup>	N/A	W, 16-10

### March (12-2)

Sun.	1	vs. Oregon State <sup>5</sup>	N/A	W, 13-3 (5)
Fri.	6	Wisconsin <sup>*</sup>	B1G+	W, 14-5 (5)
Sat.	7	Wisconsin <sup>*</sup>	B1G+	W, 8-0 (5)
Sun.	8	Wisconsin <sup>*</sup>	B1G+	W, 16-9
Wed.	11	LMU	B1G+	W, 9-1 (5)
Fri.	13	Michigan State <sup>*</sup>	B1G+	W, 10-0 (5)
Sat.	14	Michigan State <sup>*</sup>	B1G+	W, 18-10 (5)
Sun.	15	Michigan State <sup>*</sup>	B1G+	W, 10-2 (6)
Sat.	21	at Rutgers <sup>*</sup>	B1G+	W, 16-5 (5)
Sun.	22	at Rutgers <sup>*</sup>	BTN	W, 13-3 (6)
Mon.	23	at Rutgers <sup>*</sup>	BTN	W, 17-6 (6)
Fri.	27	at (9) Nebraska <sup>*</sup>	FS1	L, 1-4
Sat.	28	at (9) Nebraska <sup>*</sup>	B1G+	W, 6-5
Sun.	29	at (9) Nebraska <sup>*</sup>	B1G+	L, 4-8

### April (15-0)

Thu.	2	Hawai'i	B1G+	W, 9-5
Fri.	3	Indiana <sup>*</sup>	B1G+	W, 5-4
Sat.	4	Indiana <sup>*</sup>	B1G+	W, 7-2
Sun.	5	Indiana <sup>*</sup>	B1G+	W, 4-0
Tue.	7	at Cal State Fullerton	ESPN+	W, 13-11
Fri.	10	at Illinois <sup>*</sup>	B1G+	W, 17-0
Sat.	11	at Illinois <sup>*</sup>	B1G+	W, 10-1 (6)
Sun.	12	at Illinois <sup>*</sup>	B1G+	W, 18-0 (5)
Tue.	14	California Baptist	B1G+	W, 13-6
Wed.	15	at Long Beach State	ESPN+	W, 27-9
Sat.	18	California (DH-1)	B1G+	W, 13-5 (5)
Sat.	18	California (DH-2)	B1G+	W, 9-1 (5)
Fri.	24	at (25) Washington <sup>*</sup>	BTN	W, 7-5
Sat.	25	at (25) Washington <sup>*</sup>	BTN	W, 7-2
Sun.	26	at (25) Washington <sup>*</sup>	B1G+	W, 9-1

### May (3-3)

Fri.	1	(11) Oregon <sup>*</sup>	BTN	L, 2-8
Sat.	2	(11) Oregon <sup>*</sup>	BTN	L, 11-13
Sun.	3	(11) Oregon <sup>*</sup>	BTN	W, 11-3 (5)
Thu.	7	vs. Penn State <sup>6</sup>	BTN	W, 6-1
Fri.	8	vs. Wisconsin <sup>6</sup>	BTN	W, 19-5 (5)
Sat.	9	vs. (2) Nebraska <sup>6</sup>	BTN	L, 2-7
Fri.	15	California Baptist <sup>7</sup>	ESPN2	7 p.m.

### Postseason

May 15-17	NCAA Regionals <sup>7</sup>	Los Angeles, Calif.
May 22-24	NCAA Super Regionals	Campus Sites
May 28-June 5	WCWS <sup>8</sup>	Oklahoma City, Okla.

\* Big Ten Conference games  
rankings in parentheses are from the weekly NFCA Coaches poll  
all times are Pacific

- 1 Stacy Winsberg Memorial Tournament, at Easton Stadium (Los Angeles, Calif.)
- 2 Mark Campbell Invitational, at Bill Barber Park (Irvine, Calif.)
- 3 Clearwater Invitational, at Eddie C. Moore Complex (Clearwater, Fla.)
- 4 Mary Nutter Collegiate Classic, at Big League Dreams Park (Cathedral City, Calif.)
- 5 Judi Garman Classic, at Anderson Family Field (Fullerton, Calif.)
- 6 Big Ten Tournament, at Bittinger Stadium (West Lafayette, Ind.)
- 7 NCAA Regionals, at Easton Stadium (Los Angeles, Calif.)
- 8 Women's College World Series, at Devon Park (Oklahoma City, Okla.)



## NCAA Los Angeles Regional

May 15-17, 2026  
Los Angeles, Calif.  
Easton Stadium

Participating teams:  
(1) UCLA  
(2) South Carolina  
(3) Cal State Fullerton  
(4) California Baptist

## No. 8 seed UCLA Bruins (47-8, 20-4 Big Ten)

Big Ten Regular-Season Finish: 3rd | Big Ten Tournament Finish: Runner-Up

Team BA: .386 | Team ERA: 4.36 | Runs/Game: 10.80

Head Coach: Kelly Inouye-Perez (UCLA, 1993) | Record: 920-230-1 (.799) [20th year]

### NCAA LOS ANGELES REGIONAL SCHEDULE

#### Friday, May 15

Game 1: South Carolina vs. Cal State Fullerton at 4:30 p.m. (PT) – ESPN+

Game 2: UCLA vs. California Baptist at 7 p.m. (PT) – ESPN2

#### Saturday, May 16

Game 3: Winner of Game 1 vs. Winner of Game 2 at 2 p.m. (PT) (Broadcast TBD)

Game 4: Loser of Game 1 vs. Loser of Game 2 at 4:30 p.m. (PT) (Broadcast TBD)

Game 5: Winner of Game 4 vs. Loser of Game 3 at 7 p.m. (PT) (Broadcast TBD)

#### Sunday, May 17

Game 6: Winner of Game 3 vs. Winner of Game 5 at 4:30 p.m. (PT) (Broadcast TBD)

Game 7: Winner of Game 6 vs. Loser of Game 6 (if necessary) at 7 p.m. (PT) (Broadcast TBD)

### NO. 8 SEED UCLA HOSTS NCAA REGIONALS, OPENS WITH CALIFORNIA BAPTIST

No. 8 seed UCLA will host its 12th straight NCAA Regional at Easton Stadium from May 15-17, welcoming (2) South Carolina, (3) Cal State Fullerton and (4) California Baptist. The Bruins (47-8, 20-4 Big Ten) open play against WAC champion California Baptist on Friday at 7 p.m. PT on ESPN2. Courtney Lyle (pbp) and Danielle Lawrie (analyst) will call all games from the Los Angeles Regional.

UCLA is powered by senior sluggers Megan Grant and Jordan Woolery, both USA Softball Collegiate Player of the Year Top 10 Finalists. Last time out, Grant broke the NCAA single-season home run record with her 38th of the year versus Nebraska on May 9. Woolery, the 2026 Big Ten Player of the Year, is on pace to become the first player in NCAA history to hit .500 with 30+ homers and 100+ RBIs in the same season.

### UCLA'S POSTSEASON HISTORY

- The Bruins are making their 41st NCAA Tournament appearance and their 27th straight appearance since 1999.
- UCLA is the winningest program in the history of college softball with 12 NCAA Championships.
- The Bruins' 33 Women's College World Series (WCWS) appearances are also an NCAA record.
- UCLA holds the distinction as the only program to win a championship in every decade, including its 1978 AIAW title.
- UCLA owns an all-time NCAA Tournament record of 245-71 (.775).
- UCLA has reached the WCWS in nine of the last 10 seasons the event was held, most recently in 2025.
- The Bruins won the first-ever title under the umbrella of the National Collegiate Athletic Association (NCAA) in 1982.

### NOTES ON THE BRUINS' LINEUP

- UCLA leads the nation and has set an NCAA single-season record with 182 home runs this season.
- For the first time in program history, eight different UCLA players have reached double-digit home runs in the same season.
- UCLA also leads the NCAA in scoring (10.80), slugging (.835), on-base percentage (.495) and walks (289).
- UCLA's lineup boasts the NCAA leaders homers, OBP, SLG and OPS (Grant), RBIs (Woolery) and runs scored (Slimp).
- Megan Grant and Jordan Woolery have been named USA Softball Collegiate Player of the Year Top 10 Finalists.
- Grant is the NCAA leader in slugging percentage (1.345), on-base percentage (.645) and OPS (1.990).
- Woolery is the fifth player in NCAA Division I history to record 100+ RBIs in a season with a program-record 107 so far this year.
- Woolery is on pace to become the first player in NCAA history with a .500+ average, 30+ homers and 100+ RBIs in the same year.
- Woolery has been named the 2026 Big Ten Player of the Year, marking UCLA's 20th conference Player of the Year award.

### OFFENSIVE RECORDS

- Megan Grant (38) and Jordan Woolery (33) are the first teammates in NCAA history to each hit 30+ homers in the same season.
- Grant broke the NCAA single-season home run record with her 38th of the year versus Nebraska on May 9.
- Grant has broken her Big Ten home run record of 26 set last season. She needed 29 fewer games this season to tie that mark.
- Grant has broken Stacey Nuveman's UCLA single-season home run record of 31, set in 1999, with 38 homers so far this season.
- Woolery has broken Stacey Nuveman's UCLA single-season RBI record of 91, set in 1999, with 107 RBIs so far this season.
- Woolery's 107 RBIs also stand as the new Big Ten single-season record, breaking Sierra Romero's previous mark of 83 in 2015.
- With 107 RBIs, Woolery is 21 RBIs shy of tying the NCAA single-season record of 128 set by Arizona's Laura Espinoza in 1995.
- Woolery has climbed into the top-10 of UCLA's career hits list, ranking seventh with 286 career knocks over 235 games played.
- Rylee Slimp has broken Natasha Watley's UCLA single-season runs record of 75, set in 2001, with 88 runs so far this season.

### PLAYER OF THE YEAR TOP 10 FINALISTS

Senior sluggers Megan Grant and Jordan Woolery have been named Top 10 Finalists for the prestigious USA Softball Collegiate Player of the Year Award. Woolery has been named a Top 10 Finalist for a second straight year, while Grant has advanced to the Top 10 for the first time in her four-year career. This marks the fourth time in program history that two UCLA student-athletes have made the cut for the Top 10 in the same season, last accomplished in 2023. The list of 10 finalists will be trimmed to three on May 18. The winner will be revealed prior to the start of the Women's College World Series.

## MEDIA INFORMATION

**UCLA Athletic Communications**  
**J.D. Morgan Center, Suite 128**

**325 Westwood Plaza, Los Angeles, CA 90095**

Softball Contact: Vinny Lavalsiti  
 Cell Phone: (209) 781-6810  
 E-Mail: vlavalsiti@athletics.ucla.edu  
 Website: www.uclabruins.com

### Media Availability

Please contact Vinny Lavalsiti to confirm availability. Media requests should be made at least 24 hours in advance.

### Credentials

Credential requests for both home and road games must be made 24 hours prior to game time by emailing Vinny Lavalsiti (vlavalsiti@athletics.ucla.edu).

### Credential Pickup

Credentials are available on game day at Easton Stadium at the front entrance to the stadium.

### Media Seating

Media seating is available in select areas of Easton Stadium. Seating in the press box is provided on a first-come-first serve basis.

### Photography Areas

Credentialed photographers are permitted to shoot from a camera well behind home plate and beyond the center field wall.

### Postgame Procedure

Head coach Kelly Inouye-Perez and selected players will be available to the media after a cooling-off period. Please contact Vinny Lavalsiti to arrange postgame interviews.

## UCLA QUICK FACTS

### SCHOOL INFORMATION

Founded	1919
Enrollment	46,678
Nickname	Bruins
Colors	Blue and Gold
Home Field (capacity)	Easton Stadium (1,328)
Surface	Natural Grass (Bermuda)
Home Field Dimensions	190 ft. to corners, 210 ft. to center
Affiliation	NCAA Division I
Total NCAA Championships	127 (3 in 2025-26)
Conference	Big Ten
Chancellor	Dr. Julio Frenk
Director of Athletics	Martin Jarmond
Athletic Dept. Phone	(310) 825-8699
Ticket Office Phone	(310) 825-2101

### SOFTBALL HISTORY

First Season of Softball	1975 (52nd season in 2026)
All-Time Record	2,258-522-5 (.811)
All-Time NCAA Record	2,097-467-5 (.816)
All-Time NCAA Tournament Record	245-71 (.775)
National Championships	13 (IAAW - '78, NCAA - '82, '84, '85, '88, '89, '90, '92, '99, '03, '04, '10, '10, '19)
Conference Regular-Season Championships	18
Conference Tournament Championships	1
WCWS Appearances	33
Super Regional Appearances	15
NCAA Tournament Appearances	40

### TEAM INFORMATION

2025 Overall Record	55-13
Home/Away/Neutral	22-2/15-5/18-6
2025 Big Ten Record/Finish	17-5 (2nd)
Home/Away	9-2/8-3
2025 Postseason Finish	1-5th, WCWS
2025 Final Ranking (NFCA)	6th (609 points)
Letterwinners Returning/Lost	9/13
Newcomers	11
Fr./So./Jr./Sr.	7/6/5/3

### COACHES & SUPPORT STAFF

Head Coach	Kelly Inouye-Perez (UCLA '93)
Overall/UCLA Record	920-230-1 (20 years in 2026/799)
Associate Head Coach	Lisa Fernandez (UCLA '95)
Assistant Coach	Rob Schweyer
Assistant Coach	Mysha Sataraka (UCLA '16)
Director of Player Development/Data Analytics	Will Oldham
Director of Operations	Claire Donyanavard (UIC '11)
Athletic Trainer	Janice Lee (Washington '14)
Athletic Performance Coach	Taylor Puetz (North Carolina '22)

## UCLA SOFTBALL ON SOCIAL MEDIA

Softball X: @UCLASoftball  
 Softball Instagram: @UCLASoftball  
 Softball Facebook: /UCLABruinsSoftball

**#GoBruins**

## 2026 UCLA NUMERICAL ROSTER

No.	Name	Yr.	Pos.	B/T	Ht.	Exp.	Hometown (High School / Previous School)
00	Sofia Mujica	So.	C/DP	R/R	5-5	1V	San Diego, Calif. (Granite Hills HS)
3	Natalie Cable	Fr.	P/UTIL	L/L	5-6	HS	Valrico, Fla. (Bloomington Senior HS)
4	Rylee Pinedo	Sr.	UTIL	L/R	5-3	3V	Camarillo, Calif. (Adolfo Camarillo HS)
5	Saydrie Meoño	Fr.	UTIL	R/R	5-4	HS	Hacienda Heights, Calif. (Glen A. Wilson HS)
7	Jolyna Lamar	Fr.	UTIL	L/R	5-6	HS	Cary, N.C. (Panther Creek HS)
10	Sydney Somerndike	RS Jr.	P	R/R	5-7	TR	Villa Park, Calif. (Villa Park HS / Arizona)
11	Soo-Jin Berry	Jr.	UTIL	L/R	5-9	TR	Pittsburg, Calif. (Clayton Valley Charter HS / Iowa)
15	Jordan Woolery	Sr.	INF	R/R	5-10	3V	Walnut Creek, Calif. (Clayton Valley Charter HS)
22	Bri Alejandre	Fr.	INF	R/R	5-6	HS	Alhambra, Calif. (Los Altos HS)
21	Aleena Garcia	RS Fr.	INF	R/R	5-6	RS	Pico Rivera, Calif. (Whittier Christian HS)
23	Taylor Tinsley	Sr.	P	R/R	5-7	3V	Lawrenceville, Ga. (George Walton Academy)
26	Jazmine Leyva	Fr.	UTIL	R/R	5-4	HS	South El Monte, Calif. (South El Monte HS)
28	Alexis Ramirez	RS Jr.	C	R/L	5-6	2V	Whittier, Calif. (La Serna HS)
29	Rylee Slimp	So.	OF	L/R	5-11	1V	Georgetown, Texas (Liberty Hill HS)
31	Ramsey Suarez	RS Jr.	DP/INF	R/R	5-6	2V	Temecula, Calif. (Great Oak HS)
33	Kaniya Bragg	So.	INF	R/R	5-7	1V	Garden Grove, Calif. (Pacifica HS)
38	Jaella Ann Mercado	Fr.	OF	L/R	5-4	HS	Castro Valley, Calif. (Bishop O'Dowd HS)
43	Megan Grant	Sr.	UTIL	L/R	5-10	3V	San Bruno, Calif. (Aragon HS)
55	Brynne Nally	So.	P	R/R	5-9	TR	Garden Grove, Calif. (Pacifica HS / Long Beach State)
56	Mia Phillips	So.	UTIL	R/R	5-4	TR	Hollister, Calif. (Hollister HS / California)
99	Mattie Beliveau	So.	P	R/R	5-6	TR	Riverside, Calif. (Hillcrest HS / Wisconsin)

## Coaching Staff

Kelly Inouye-Perez	Head Coach, 20th season (33rd overall) <i>The Shelly Carlin UCLA Head Softball Coach</i>	UCLA '93
Lisa Fernandez	Associate Head Coach, 28th season	UCLA '95
Rob Schweyer	Assistant Coach, 3rd season	
Mysha Sataraka	Assistant Coach, 1st season	UCLA '16
Will Oldham	Director of Player Development & Data Analytics, 2nd season	

## Pronunciation Guide

Bri Alejandre (all-ih-HAWN-dray)	Sofia Mujica (moo-HE-cuh)
Mattie Beliveau (BELL-ih-vyoo)	Brynne Nally (brin)
Kaniya Bragg (cuh-NYE-uh)	Will Oldham (old-umm)
Aleena Garcia (uh-LEEN-uh)	Rylee Pinedo (pin-AY-doe)
Kelly Inouye-Perez (in-OH-way purr-ez)	Mysha Sataraka (meesh-uh sat-uh-RAW-cuh)
Jolyna Lamar (jo-LEEN-uh)	Rob Schweyer (sh-wire)
Saydrie Meoño (SAY-dree may-OWN-yo)	Sydney Somerndike (SUM-urn-dike)
Jaella Ann Mercado (JAY-luh)	Ramsey Suarez (SWOR-ez)

## BRUINS IN THE CLASSROOM

Student-Athlete	Year	Major
Bri Alejandre	Fr.	Psychology
Mattie Beliveau	So.	Elementary Education
Soo-Jin Berry	Jr.	Sociology
Kaniya Bragg	So.	Psychology
Natalie Cable	Fr.	Biochemistry
Aleena Garcia	RS Fr.	Psychology
Megan Grant	Sr.	Sociology
Jolyna Lamar	Fr.	Political Science
Jazmine Leyva	Fr.	Undeclared
Saydrie Meoño	Fr.	Undeclared
Jaella Ann Mercado	Fr.	Undeclared
Sofia Mujica	So.	Sociology
Brynne Nally	So.	Psychology
Mia Phillips	So.	Psychology
Rylee Pinedo	RS Jr.	Sociology
Alexis Ramirez	RS Jr.	Education
Rylee Slimp	So.	Sociology
Sydney Somerndike	RS Jr.	Sociology
Ramsey Suarez	RS Jr.	Sociology
Taylor Tinsley	Sr.	Sociology
Jordan Woolery	Sr.	Sociology

## ROSTER BY STATE

### California (17)

Bri Alejandre, Mattie Beliveau, Soo-Jin Berry, Kaniya Bragg, Aleena Garcia, Megan Grant, Jazmine Leyva, Saydrie Meoño, Jaella Ann Mercado, Sofia Mujica, Brynne Nally, Mia Phillips, Rylee Pinedo, Alexis Ramirez, Sydney Somerndike, Ramsey Suarez, Jordan Woolery

### Florida (1)

Natalie Cable

### Georgia (1)

Taylor Tinsley

### North Carolina (1)

Jolyna Lamar

### Texas (1)

Rylee Slimp



# 2026 NCAA® Division I Softball Championship

REGI ONALS  
May 15-17

SUPER REGI ONALS  
May 21-24

WOMEN'S COLLEGE WORLD SERIES  
May 28 - June 4/5

SUPER REGI ONALS  
May 21-24

REGI ONALS  
May 15-17



## National Top 16 Seeds

- Alabama (49-7)
- Texas (42-10)
- Oklahoma (48-8)
- Nebraska (46-6)
- Arkansas (42-11)
- Florida (48-10)
- Tennessee (42-10)
- UCLA (47-8)

- Florida St. (49-8)
- Georgia (38-18)
- Texas Tech (52-5)
- Duke (39-14)
- Oklahoma St. (38-15)
- Oregon (40-12)
- Texas A&M (36-17)
- LSU (37-17)

All games are listed in Eastern time.  
\*Denotes host team.

All games are available on the ESPN Networks, ESPN+ and the ESPN App.



## THE BRUIN BOMBERS: MEGAN GRANT & JORDAN WOOLERY

- Megan Grant and Jordan Woolery are solidifying their status as two of the greatest hitters in UCLA history this year. Grant and Woolery are currently top-3 in the country in home runs (37/33), slugging percentage (1.345/1.216), RBIs (78/108) and OPS (1.900/1.829).
- Grant and Woolery are the first teammates in NCAA history to each hit 30+ homers in the same season. Grant and Woolery also lead all pairs nationally with 71 combined home runs and 185 RBIs. Their 71 combined home runs are more than 258 NCAA programs.
- Grant and Woolery rank among the active NCAA Division I career leaders in multiple statistical categories. Grant leads all active players with 87 home runs, while Woolery is second with 76. Woolery tops the list in total bases (578), followed by Grant in second (555). Woolery is second in RBIs with 275, with Grant close behind in third at 258.
- Grant (38) and Woolery (33) have each hit 20-plus home runs for the second consecutive season. In 2025, Grant (26) and Woolery (23) became just the second duo in UCLA history to each reach 20 homers in a season, joining Stephany LaRosa (20) and Delaney Spaulding (20) in 2015.
- Grant and Woolery have hit back-to-back home runs six times in their careers, most recently at Illinois on April 10. They went back-to-back twice in the same game against UC Riverside on Feb. 8 earlier this season. The duo has batted consecutively in the UCLA lineup in 187 games and homered in the same game 24 times.

### Last Season ...

- Grant and Woolery were named consensus First Team All-Americans and USA Softball Collegiate Player of the Year Finalists after helping UCLA reach a second consecutive Women's College World Series in their junior campaigns.
- Grant and Woolery led all duos in the country with 49 combined homers and ranked second with 167 combined RBIs, only trailing Texas' Reese Atwood and Katie Stewart. Grant and Woolery's 167 RBIs in 2025 were the most ever by a Bruin duo in a season.
- Both Grant and Woolery hit season-saving home runs for UCLA in 2025. In Game 2 of NCAA Super Regional at South Carolina, with the Bruins down to their final out and trailing 4-3, Woolery hit a two-run walk-off homer to erase a three-run deficit and force a Game 3. At the WCWS, with UCLA was trailing 4-2 and down to its final out in the top of the seventh versus Tennessee's Karlyn Pickens, Grant hit a game-tying two-run blast to take the game into extras.

### STATING THEIR CASES

Seniors Megan Grant and Jordan Woolery have been named USA Softball Collegiate Player of the Year Top 10 finalists. The two lead the country in multiple statistical categories and are putting up prolific numbers resembling those of past Player of the Year winners.

Player (Season)	AVG	SLG	OBP	OPS	HR	RBI	AB/HR	BB/GP	RBI/GP
Megan Grant, UCLA (2026)	.475	1.345	.645	1.990	38	78	3.66	1.15	1.42
Jordan Woolery, UCLA (2026)	.515	1.216	.613	1.829	33	107	5.06	0.78	1.95
Bri Ellis, Arkansas (2025)	.440	1.090	.639	1.729	26	72	5.15	1.19	1.24
Jocelyn Alo, Oklahoma (2022)	.515	1.212	.646	1.858	34	89	4.85	0.87	1.37
Jocelyn Alo, Oklahoma (2021)	.475	1.109	.566	1.672	34	85	5.38	0.63	1.48



### GRANT QUICK HITS

SR | UTIL | 5-10 | San Bruno, Calif.

- Broke the NCAA single-season home run record with her 38th of the season versus Nebraska on May 9.
- Dual-sport athlete that played 14 games as a reserve for the 2025-26 NCAA Champion UCLA Women's Basketball team.
- Also is the NCAA leader in slugging (1.345), OBP (.645), OPS (1.990).
- Has broken Stacey Nuveeman's 26-year-old UCLA single-season home run record of 31 set in 1999.
- Leads all active players in career home runs (87). She ranks second in UCLA history with 87 career home runs, trailing only Nuveeman (90).
- Broke her own Big Ten single-season home run record of 26 she set as a junior last year. She needed 29 fewer games in 2026 to match that 26 home run mark.
- Logged a career-best 19-game hitting streak earlier this season. Also enjoyed a 37-game reached base streak to open the year which was the longest in the nation.
- Became the faster player in UCLA history to reach 20 home runs, needing only 26 games. She tied the same record last season in her 43rd game of the year.
- Is one of three players in UCLA history to have two 20+ homer seasons (Stacey Nuveeman [1997, 1999 and 2002] and Jordan Woolery [2025 and 2026]).
- Tied a UCLA single-game record earlier this season with three home runs against UC Riverside (Feb. 8). She matched Monica Harrison's mark set April 26, 2009, at Arizona State.
- Has 10 career multi-homer games, which ranks third in UCLA history. She has five in 2026.
- Has six career grand slams.



### WOOLERY QUICK HITS

SR | INF | 5-10 | Walnut Creek, Calif.

- The NCAA leader in RBIs (107). Also ranks second in slugging (1.216) and third in home runs (33).
- Her and Grant are the first duo in NCAA history to each hit 30+ home runs in the same season.
- She is the fifth player in NCAA history to record 100+ RBIs in a season, and the first since 2011. She needs 21 to tie the NCAA record set by Arizona's Laura Espinoza in 1995.
- Has broken Stacey Nuveeman's 26-year-old single-season RBI record of 91 set in 1999 with 106 so far this season. This also stands as a Big Ten Conference single-season record.
- Leads all active players with 578 career total bases and ranks second with 275 career RBIs.
- There has never been a player in NCAA Division I history with a .500+ batting average, 30+ home runs and 100+ RBIs. Arizona's Laura Espinoza recorded 37 home runs, 128 RBIs and a .437 batting average in 1995.
- Ranks seventh on UCLA's career hits list with 286 through 235 games played.
- Is one of three players in UCLA history to have two 20+ homer seasons (Stacey Nuveeman [1997, 1999 and 2002] and Megan Grant Woolery [2025 and 2026]).
- Hit four home runs on one day in a double-header versus California on April 18.
- Has eight career multi-homer games, including five this season.
- Has six career grand slams, including four this season.
- Tied a UCLA single-game record earlier this season with three doubles versus Wisconsin (March 8). She is the first Bruin to log three two-baggers in a game since Aaliyah Jordan in 2019.



### RANKINGS IN UCLA'S CAREER RECORD BOOK

HOME RUNS				
Rk	Name	Years	GP	HR
1.	Stacey Nuveeman	1997, 99, 01-02	264	90
2.	<b>Megan Grant</b>	<b>2023-Pres.</b>	<b>235</b>	<b>87</b>
3.	<b>Jordan Woolery</b>	<b>2023-Pres.</b>	<b>235</b>	<b>76</b>
4.	Maya Brady	2020-24	249	71
5.	Stephany LaRosa	2012-15	231	66

RUNS BATTED IN				
No.	Name	Years	GP	RBI
1.	Stacey Nuveeman	1997, 99, 01-02	264	299
2.	<b>Jordan Woolery</b>	<b>2023-Pres.</b>	<b>235</b>	<b>275</b>
3.	<b>Megan Grant</b>	<b>2023-Pres.</b>	<b>235</b>	<b>258</b>
4.	Maya Brady	2020-24	249	246
5.	Delaney Spaulding	2014-17	243	229
6.	Tairia Mims	2000-03	252	228
	Stephany LaRosa	2012-15	231	228

SLUGGING PERCENTAGE				
No.	Name	Years	TB-AB	SLG
1.	Stacey Nuveeman	1997, 99, 01-02	653-691	.945
2.	<b>Megan Grant</b>	<b>2023-Pres.</b>	<b>555-645</b>	<b>.860</b>
3.	<b>Jordan Woolery</b>	<b>2023-Pres.</b>	<b>578-693</b>	<b>.834</b>
4.	Maya Brady	2020-24	550-727	.757
5.	Stephany LaRosa	2012-15	535-709	.755

ON-BASE PERCENTAGE				
No.	Name	Years	AB	OBP
1.	Stacey Nuveeman	1997, 99, 01-02	691	.600
2.	Megan Langenfeld	2007-10	571	.515
3.	<b>Megan Grant</b>	<b>2023-Pres.</b>	<b>645</b>	<b>.507</b>
4.	<b>Jordan Woolery</b>	<b>2023-Pres.</b>	<b>693</b>	<b>.500</b>
5.	Natasha Watley	2000-03	878	.487
6.	Ally Carda	2012-15	642	.482
7.	Stephany LaRosa	2012-15	709	.479
	Aaliyah Jordan	2018-23	676	.479
9.	Katie Schroeder	2008-12	734	.476
	Mysha Sataraka	2013-16	528	.476

OPS				
No.	Name	Years	SLG-OBP	OPS
1.	Stacey Nuveeman	1997, 99, 01-02	.945-.600	1.545
2.	<b>Megan Grant</b>	<b>2023-Pres.</b>	<b>.860-.507</b>	<b>1.367</b>
3.	<b>Jordan Woolery</b>	<b>2023-Pres.</b>	<b>.833-.500</b>	<b>1.333</b>
4.	Stephany LaRosa	2012-15	.755-.479	1.234
5.	Maya Brady	2020-24	.757-.464	1.221
6.	Megan Langenfeld	2007-10	.671-.515	1.186
7.	Delaney Spaulding	2014-17	.720-.464	1.184
8.	Tairia Mims	2000-03	.719-.442	1.161
9.	Aaliyah Jordan	2018-23	.680-.479	1.159
10.	Mysha Sataraka	2013-16	.670-.476	1.146

**NFCA COACHES POLL**  
(Week 14 – May 12, 2026)

Rk	Team (1st)	Record	Points	Prev
1	Nebraska (26)	46-6	768	2
2	Oklahoma (2)	48-8	720	1
3	Alabama (2)	49-7	707	4
4	Texas Tech (1)	52-6	671	3
<b>5</b>	<b>UCLA</b>	<b>47-8</b>	<b>629</b>	<b>6</b>
6	Texas	42-10	603	9
7	Florida State	49-8	600	8
8	Tennessee	42-10	583	5
9	Florida	48-10	561	7
10	Arkansas	42-11	494	10
11	Virginia Tech	46-10	437	13
12	Oregon	40-12	424	11
13	Duke	39-14	404	12
14	Stanford	37-13	357	14
15	Oklahoma State	38-15	306	16
16	Georgia	38-18	298	17
17	Texas A&M	36-17	284	15
18	LSU	37-17	219	18
19	Arizona State	41-16	191	24
20	Mississippi State	38-18	187	19
21	Grand Canyon	52-8	175	21
22	Arizona	35-16	162	20
23	UCF	38-16-1	81	22
24	Virginia	38-13	74	23
25	Louisville	44-12	66	25

**Also receiving votes:** Belmont (52), USF (15), Ole Miss (2), South Carolina (2), Southeastern Louisiana (2), Omaha (1).

**Dropped out:** None.

**ESPN.com/USA SOFTBALL POLL**  
(Week 14 – May 12, 2026)

Rk	Team (1st)	Record	Points	Prev
1	Nebraska (13)	46-6	603	2
2	Alabama (6)	49-7	595	3
3	Texas (3)	42-10	572	6
4	Oklahoma (3)	48-8	568	1
5	Arkansas	42-11	516	5
6	Texas Tech	52-6	478	4
<b>7</b>	<b>UCLA</b>	<b>47-8</b>	<b>451</b>	<b>8</b>
8	Tennessee	42-10	445	7
9	Florida State	49-8	426	10
10	Florida	48-10	423	9
11	Georgia	38-18	376	T13
12	Duke	39-14	337	12
13	Oregon	40-12	315	11
14	Virginia Tech	46-10	279	16
15	Oklahoma State	38-15	264	15
16	Texas A&M	36-17	263	T13
17	Stanford	37-13	213	17
18	LSU	37-17	207	18
19	Arizona State	41-16	166	T25
20	Mississippi State	38-18	156	19
21	Arizona	35-16	139	20
22	Clemson	32-20	81	21
23	UCF	38-16-1	64	22
24	Louisville	44-12	41	24
25	Grand Canyon	52-8	35	T25

**Also receiving votes:** South Carolina (33), Ole Miss (31), Washington (12), Belmont (11), Oregon State (10), Jacksonville State (6), Kansas (2), Saint Mary's (2), Indiana (1).

**Dropped out:** South Carolina.

**BRUIINS IN THE RANKINGS**

WEEK	RECORD	NFCA	ESPN/USA	SA	D1	RPI
Preseason	0-0	7	10	8	10	-
Week 1	5-0	6	7	6	7	-
Week 2	7-3	9	11	12	12	-
Week 3	13-3	8	9	10	9	-
Week 4	18-3	8	7	7	8	-
Week 5	21-3	7	7	7	8	6
Week 6	25-3	7	7	6	8	7
Week 7	28-3	7	8	7	8	7
Week 8	29-5	10	9	9	10	12
Week 9	33-5	10	8	9	10	7
Week 10	37-5	9	8	6	9	8
Week 11	41-5	6	7	5	8	9
Week 12	44-5	5	6	5	6	7
Week 13	45-7	6	8	10	11	7
Week 14	47-8	5	7	--	--	7
Final						

**BIG TEN PLAYER OF THE YEAR**

Senior Jordan Woolery has earned UCLA's 20th conference Player of the Year award and the program's first since Maya Brady won the honor in 2024 as a member of the Pac-12 Conference. Woolery joins Stacey Nuvevan and Rachel Garcia as the third Bruin in program history to be named both a conference Freshman of the Year and Player of the Year. One of 10 finalists for this season's USA Softball Player of the Year Award, Woolery has secured all-conference First Team honors for a fourth straight season.

**YEAR-END BIG TEN AWARDS**

In addition to Jordan Woolery being named the Big Ten Player of the Year, a league-high five Bruins were named to the All-Big Ten First Team. Woolery, senior Megan Grant and sophomore Rylee Slimp were each unanimous First Team selections while freshman Bri Alejandre and redshirt Aleena Garcia were also named to the First Team. Three Bruins were awarded All-Big Ten Second Team accolades: sophomore Kaniya Bragg, redshirt junior Alexis Ramirez and senior Taylor Tinsley.

**ELITE COMPANY:** Seniors Megan Grant and Jordan Woolery became the 10th and 11th players in program history to earn first-team all-conference honors in all four seasons of their careers.

**ALL-DEFENSIVE TEAM:** Shortstop Aleena Garcia and catcher Alexis Ramirez were both named to the Big Ten All-Defensive Team. After her true freshman campaign was cut short due to injury, Garcia leads all Big Ten players with 101 assists. Ramirez has thrown out six of nine runners attempting to steal from behind the dish.

**ALL-FRESHMAN TEAM:** UCLA had a league-best three rookies named to the Big Ten All-Freshman Team. Those players include third baseman Bri Alejandre, shortstop Aleena Garcia and center fielder Jolyna Lamar.

**NOTES ON THE TEAM**

- UCLA has recorded 27 run-rule wins this season after setting the program record with 28 run-rule wins in 2025.
- Kelly Inouye-Perez became the 55th head coach in NCAA Division I history to win 900 games at Rutgers on March 22.
- Inouye-Perez became UCLA softball's all-time winningest head coach earlier this season with her 888th career victory.
- UCLA plays its 52nd season of softball this spring, the 20th with Inouye-Perez at the helm.
- UCLA made an NCAA-record 33rd Women's College World Series appearance in 2025, and the 11th under Inouye-Perez.
- UCLA's roster consists of 10 returners and 11 newcomers, including six true freshmen and five incoming transfers.
- Entering 2026, Inouye-Perez ranks seventh all-time and second among active head coaches with a .796 winning percentage.

**STAR SENIOR TRIO SELECTED IN AUSL DRAFT**

Seniors Megan Grant, Taylor Tinsley and Jordan Woolery were selected in the Athletes Unlimited Softball League (AUSL) College Draft on Monday, May 4. Grant was the first Bruin taken, going fourth overall to the Portland Cascade. Fellow slugger Woolery was also selected in the first round, going sixth overall to the Utah Talons. Tinsley will join Woolery in Utah, as the Talons selected her in the second round with the No. 12 overall pick. Grant was the first hitter selected in this year's draft, while Woolery was the third.

**BRUIN WORKHORSE**

- Taylor Tinsley has pitched 185.2 of UCLA's 329.1 total innings this season (56.4%).
- Tinsley ranks second in the country with 28 victories and eighth with 20 complete-game performances.
- Tinsley has appeared in each of UCLA's last 10 games, pitching 50.1 of the team's 56 innings over that stretch.
- Tinsley (28-6) has reached the 20-win mark for the first time in her four-year career.
- Tinsley ranks 16th in the nation and second in the Big Ten with 40 appearances in UCLA's 55 games this season.
- Tinsley ranks eighth in UCLA history with 129 career appearances in the circle.
- Tinsley is UCLA's lone returning pitcher after leading last year's staff with a 2.44 ERA, 0.95 WHIP and 6.63 K/BB ratio in 2025.
- Tinsley was named an NFCA Third Team All-American and All-Big Ten First Team selection last season.

**TEAM OFFENSIVE RECORDS**

- UCLA has easily surpassed the previous program single-season home run record of 108 in 2010 with 182 so far this season.
- The 2026 Bruins tied and broke the former program single-season home run record in their 37th game of the year.
- UCLA has hit a program-record eight homers in a game three times this season. Before 2026, the record was seven set in 2013.
- UCLA has broken the program single-season record for runs scored in a season with 549 (previous mark was 499 in 2015).
- UCLA's current slash line of .386 AVG/.835 SLG/.495 OBP are all on pace to set new program single-season bests.
- UCLA is averaging 10.80 runs per game, nearly three whole runs better than the previous program record of 7.92 in 2015.
- UCLA has also set team single-season records home walks (289) and total bases (1,239).

**A NOTE ON NO-HITTERS & PERFECT GAMES**

- UCLA has totaled 126 no-hitters, including 22 perfect games, in program history.
- Three different Bruins threw a no-hitter in 2025.
- Jada Cecil tossed the first no-no of her four-year career and UCLA's third of the season versus Long Beach State in a five-inning game on April 22.
- Addisen Fisher threw the first no-hitter of her career and UCLA's second of the season at Howard in a five-inning game on March 26. Fisher did not let a single ball leave the infield in her no-hit performance, recording six strikeouts and nine groundouts.
- Taylor Tinsley threw the second no-no of her career at San Diego State on March 8 earlier this season. The performance marked the first seven-inning no-no of her career.

**2025 NO-HITTERS (3)**

Name	Opponent	Date	IP/SO/BB/E
T. Tinsley	at San Diego State	3/8/25	7 IP/10 SO/1 BB/1 E
A. Fisher	at Howard	3/26/25	5 IP/6 SO/1 BB/1 E
J. Cecil	Long Beach State	4/22/25	5 IP/8 SO/2 BB/0 E

**STATS OUTLOOK**

CATEGORY	
Overall Record	47-8 (20-4 Big Ten)
NFCA Ranking	5
Runs Scored	594
Runs Per Game	10.80
Runs Allowed	239
Runs Allowed Per Game	4.35
Batting Average	.386
Home Runs	182
Fielding %	.971 (41 E, 1415 TC)
Earned Run Average	4.36
Strikeouts Per 7 inn.	5.21
WHIP	1.59
Strikeout-to-Walk Ratio	1.52



**vs. TOP 10 FOES**

Last 10:	3-7
Last 25:	12-13

**vs. TOP 25 FOES**

Last 10:	5-5
Last 25:	14-11

## HOME RUN NOTES

- UCLA's 182 home runs have set a new NCAA single-season record. Close behind is Oklahoma with 174.
- UCLA is currently averaging 3.31 home runs per game, nearly double the program's previous best of 1.77 in 2010.
- UCLA has hit 100+ home runs for a second straight season, and third time ever, under hitting coach Lisa Fernandez.
- A program-record eight different Bruins have hit 10+ homers. UCLA's previous best was five players, occurring in 2010 and 2003.
- UCLA has hit back-to-back homers 13 times this season and back-to-back-to-back four times.
- UCLA hit back-to-back-to-back home runs twice in one inning at Illinois on April 10.
- Before 2026, the last time UCLA hit three consecutive home runs was in February 2022.
- Megan Grant and Jordan Woolery have become the first teammates in NCAA history to each hit 30+ homers in the same season.
- Grant has broken the NCAA single-season home run record with 38 this year, besting Laura Espinoza's mark of 37 set in 1995.
- This marks the second straight year that Grant has set the Big Ten single-season home run record (26 HR in 2025).
- UCLA tied the NCAA single-game record with three grand slams at Long Beach State on April 15. It had happened five other times.

## SLIMP SETTING THE TABLE

- Outfielder Rylee Slimp leads the nation and has set a UCLA program record with 88 runs scored through 55 games this season. Slimp broke Natasha Watley's 24-year-old record of 75 set over 68 games during the 2001 season. Slimp tied Watley's record with five runs scored at Long Beach State on April 15, which was last accomplished by Delaney Spaulding in May 2017.
- Slimp, who has bat in the lead-off spot for all 55 games, has provided pop at the top of the lineup with five lead-off home runs, most recently against California on April 18. Slimp is batting for a .449 average (80-for-178) with 32 extra-base hits, including 14 homers. The Georgetown, Texas, native hit leadoff in only one of UCLA's 68 games as a freshman last season.

## FRESHMEN PHENOMS

- Infielder Bri Alejandre broke the UCLA freshman home run record with her 21st of the season versus Penn State on May 7. She surpassed Stacey Nuvean's previous mark of 20 set in 1997. Additionally, Alejandre is two homers shy of tying the Big Ten freshman home run record of 23 held by Michigan's Sierra Romero (2013) and Indiana's Taryn Kern (2023).
- Outfielder Jolyna Lamar has carved out a role for herself as UCLA's everyday center fielder. Lamar, the daughter of Duke softball head coach Marissa Young, has belted 12 home runs and hit for a .336 batting average as the Bruins' No. 9 hitter.

## NOT TO BRAGG, BUT

- Sophomore Kaniya Bragg has also shown her defensive versatility, playing a third infield position (second base) across her first two collegiate seasons. In 2025, she started the first 21 games at third base before moving to shortstop, where she started 45 of the final 47 games following Aleena Garcia's season-ending injury.
- Bragg was one of three Bruins in 2025 to reach double-digit home runs, finishing with 10. She closed the year with a .314 batting average (54-for-172) and 20 extra-base hits. Bragg also set a UCLA single-season record with 21 hit-by-pitches, surpassing Crissy Buck's previous mark of 17, set in 2002.

## OUR FAVORITE CROSSOVER

Two-time NFCA All-American Megan Grant made headlines in the offseason when she fulfilled a lifelong dream, joining the UCLA women's basketball team fresh off a Final Four appearance. Grant, who was listed as a guard/forward for the hoops team, appeared in 14 games on the hardwood as a reserve playing a total of 33 minutes for the 2025-26 NCAA Champion UCLA Women's Basketball team. Grant made 3-of-9 field goal attempts for six points, snagged four rebounds and dished one assist for the Bruins.

## NIKE BY ALEENA

Redshirt freshman shortstop Aleena Garcia was one of five collegiate softball players nationwide selected as a Nike Diamond athlete earlier this spring. As part of the announcement, Garcia visited Nike's Los Angeles headquarters in Playa Vista to design her own custom softball cleat, now available for purchase on Nike.com. She created a unique colorway for the Nike Diamond Standout model. Nike later shipped 21 pairs to Easton Stadium, where Garcia gifted a pair to each of her teammates.

## A LOT TO GLOVE ABOUT GARCIA

- Redshirt freshman Aleena Garcia was named to the All-Big Ten First Team and All-Defensive Team in her first year back from injury.
- Garcia leads all players in the Big Ten with 101 assists. She has started all 55 games at shortstop.
- Garcia carries a .364 batting average (56-for-154) and 17 home runs into NCAA Regionals.
- Garcia was named Softball America's National Defender of the Week on April 7 and National Freshman of the Week on April 14.
- Garcia tied a program record, homering in five straight games from April 7-14. It was last accomplished by Megan Grant in 2025.
- In just 15 starts in 2025, Garcia showed immense potential with a 1.000 fielding percentage and 41 assists.

## COACH I MILESTONES

Kelly Inouye-Perez became UCLA softball's all-time winningest head coach after defeating No. 4 Florida on Feb. 27 at the Judi Garman Classic in Fullerton for her 888th career victory. She passed her predecessor, former coach and NFCA Hall of Famer Sue Enquist who had an overall mark of 887-175-1 (.835). Sharron Backus, the inaugural coach in UCLA softball history, was the first to reach 800 wins as she retired with a record of 854-173-3 (.831). The three UCLA Athletic Hall-of-Fame head coaches are responsible for all of the Bruins' 2,258 wins and 13 national championships, which are both the most in NCAA history.

## BRUIN BESTIES

Alongside Kelly Inouye-Perez for all 20 seasons of her head coaching career has been her former Bruin batterymate and lifelong best friend Lisa Fernandez. They have contributed to seven of UCLA's record 12 NCAA Championships either as players (2 titles), assistant coaches (3) or as a head coach-assistant coach duo (2). Together, they have combined for 920 wins which stands as eighth-most all-time by a head coach-assistant coach duo.

Head Coach & Assistant Coach	Schools (Years)	Record
Carol Hutchins & Bonnie Tholl	Michigan (1994-2022)	1,366-363-5
Rhonda Revelle & Lori Sippel	Nebraska (1993-Pres.)	1,217-685-0
Patrick Murphy & Alyson Habetz	Alabama (1999-2023)	1,199-328-1
Jo Evans & Joy Jackson	Utah, Texas A&M and UCSB (1996-2019, 2023-Pres.)	1,062-566-2
Mike Candrea & Larry Ray	Arizona (1986-95; 2002-12)	947-258-2
Bob Coolen & Deirdre Wisneski	Hawai'i (1997-2025)	944-610-2
Diane Ninemire & John Reeves	California (1994-2014)	928-428
Kelly Inouye-Perez & Lisa Fernandez	UCLA (2007-Pres.)	920-229-1

## 2026 HONOR ROLL

### USA SOFTBALL PLAYER OF THE YEAR FINALISTS

Megan Grant (Top 10)  
Jordan Woolery (Top 10) \*\*

### NFCA FRESHMAN OF THE YEAR FINALISTS

Bri Alejandre (Top 10)  
Aleena Garcia (Top 25)

### NFCA ALL-WEST REGION

Bri Alejandre (First Team, Third Base)  
Kaniya Bragg (First Team, Second Base)  
Aleena Garcia (First Team, Shortstop)  
Megan Grant (First Team, Outfielder) \*\*\*\*  
Taylor Tinsley (First Team, Pitcher) \*\*\*  
Jordan Woolery (First Team, First Base) \*\*\*  
Rylee Slimp (First Team, Outfielder) \*\*  
Alexis Ramirez (Second Team, Catcher)

### BIG TEN PLAYER OF THE YEAR

Jordan Woolery

### ALL-BIG TEN FIRST TEAM

Bri Alejandre  
Aleena Garcia  
Megan Grant \*\*\*\*  
Rylee Slimp  
Jordan Woolery \*\*\*\*

### ALL-BIG TEN SECOND TEAM

Kaniya Bragg  
Alexis Ramirez  
Taylor Tinsley

### BIG TEN ALL-DEFENSIVE TEAM

Aleena Garcia (shortstop)  
Alexis Ramirez (catcher)

### BIG TEN ALL-FRESHMAN TEAM

Bri Alejandre  
Aleena Garcia  
Jolyna Lamar

### BIG TEN SPORTSMANSHIP AWARD

Aleena Garcia

### NFCA NATIONAL PLAYER OF THE WEEK

Jordan Woolery (Feb. 9)

### SOFTBALL AMERICA NATIONAL PLAYER OF THE WEEK

Jordan Woolery (April 21)  
Megan Grant (March 3)

### D1SOFTBALL NATIONAL PLAYER OF THE WEEK

Jordan Woolery (April 21)

### BIG TEN PLAYER OF THE WEEK

Jordan Woolery (4x: April 21, March 9, Feb. 23, Feb. 9)  
Kaniya Bragg (March 23)

### BIG TEN FRESHMAN OF THE WEEK

Bri Alejandre (March 2)

### SOFTBALL AMERICA DEFENDER OF THE WEEK

Aleena Garcia (April 7)

### SOFTBALL AMERICA FRESHMAN OF THE WEEK

Aleena Garcia (April 14)

\* denotes number of selections for award/team.

Notes:

• Megan Grant and Jordan Woolery were named to the First Team twice in both the Pac-12 and Big Ten Conferences. Taylor Tinsley is a three-time All-Conference recipient.

• Megan Grant was a USA Softball Player of the Year Top 25 Finalist in 2025, and now is a Top 10 Finalist in 2026.

**TOTAL STARTS BY POSITION**

Pitcher	2026	Career
Taylor Tinsley	25	84
Natalie Cable	14	14
Brynne Nally	10	22
Sydney Somerndike	6	13
Mattie Beliveau	0	0
Catcher	2026	Career
Alexis Ramirez	33	53
Sofia Mujica	20	46
Jazmine Leyva	2	2
First Base	2026	Career
Jordan Woolery	55	174
Megan Grant	0	61
Second Base	2026	Career
Kaniya Bragg	55	55
Mia Phillips	0	55
Third Base	2026	Career
Bri Alejandre	55	55
Jordan Woolery	0	60
Megan Grant	0	31
Kaniya Bragg	0	21
Soo-Jin Berry	0	17
Mia Phillips	0	3
Shortstop	2026	Career
Aleena Garcia	55	70
Soo-Jin Berry	0	67
Kaniya Bragg	0	45
Megan Grant	0	3
Left Field	2026	Career
Rylee Slimp	47	114
Jolyna Lamar	6	6
Mia Phillips	2	2
Megan Grant	0	5
Center Field	2026	Career
Jolyna Lamar	33	33
Mia Phillips	19	19
Rylee Slimp	3	3
Right Field	2026	Career
Megan Grant	52	122
Mia Phillips	1	1
Jolyna Lamar	2	2
Rylee Pinedo	0	2
Alexis Ramirez	0	2
Designated Player	2026	Career
Ramsey Suarez	27	36
Soo-Jin Berry	13	17
Alexis Ramirez	5	35
Rylee Slimp	5	5
Megan Grant	3	11
Sofia Mujica	2	11
Jordan Woolery	0	1

**SEASON & CAREER STARTS**

Player	2026	Career (UCLA)
Jordan Woolery	55	235
Megan Grant	55	235
Rylee Slimp	55	122
Kaniya Bragg	55	121
Aleena Garcia	55	72
Bri Alejandre	55	55
Jolyna Lamar	41	41
Alexis Ramirez	38	90
Ramsey Suarez	27	36
Taylor Tinsley	25	84
Mia Phillips	22	80 (22)
Sofia Mujica	21	57
Natalie Cable	14	14
Soo-Jin Berry	13	101 (13)
Brynne Nally	10	22 (10)
Sydney Somerndike	6	13 (6)
Jazmine Leyva	2	2
Rylee Pinedo	0	2

**KEY NOTES FROM LAST SEASON**

- UCLA ranked top-10 nationally in home runs (101), slugging percentage (.591), runs scored (485) and walks (253) in 2025.
- UCLA's 101 home runs in 2025 marked the second time in program history it eclipsed the century mark in a single season (2010).
- UCLA's 485 runs scored in 2025 were also second most for a Bruins team in program history (2015).
- UCLA shattered a single-season program record with 28 mercy-rule victories, besting their previous mark of 21 (2010, 2015).
- Last season, UCLA ranked second in NCAA Division I with a +312 run differential (+485/-173), trailing only Oregon (+323).
- Defensively, UCLA ranked 10th in the country last year with a .978 fielding percentage for its best rate since the 2013 season.
- UCLA's 2025 pitching staff was top-10 in the nation in strikeouts (470), WHIP (1.07), K/BB ratio (4.23) and ERA (2.47).

**AUSL CHAMPS!**

• Four UCLA softball alumnae – players Maya Brady, Megan Faraimo and Sharlize Palacios and general manager Lisa Fernandez – helped the Talons win the first-ever Athletes Unlimited Softball League (AUSL) Championship in Tuscaloosa, Ala. on Sunday, July 27. After a rain postponement on Saturday, the Talons defeated the Bandits in Game 1 by a score of 3-1 Sunday morning. Later in the afternoon, the Talons shut out the Bandits in Game 2 by a narrow 1-0 margin to win the historic title.

• Three more UCLA softball alumnae suited up for the Bandits in the AUSL Championship Series: players Bubba Nickles-Camarena and Delanie Wisz and head coach Stacey Nuveman Deniz. Additionally, longtime UCLA assistant Kirk Walker and current UCLA Director of Player Development and Data Analytics Will Oldham both served as assistant coaches on the Talons' staff.

**MORE NOTES ON COACH I**

- Head coach Kelly Inouye-Perez is the only person to have won an NCAA Division I Softball Championship as a player and head coach.
- Inouye-Perez has made the NCAA Tournament in all 19 possible seasons as head coach (excl. 2020).
- Her five Pac-10/12 regular season titles rank third-most in conference history behind Mike Candrea (10) and Sue Enquist (7).
- Inouye-Perez has led UCLA to nine 50-win seasons over her previous 19 years as head coach.

**COACHING CHANGES**

UCLA announced the addition of assistant coach Mysha Sataraka on Aug. 7, 2025, replacing Bubba Nickles-Camarena, who joined the San Diego State staff. Sataraka returns to Westwood after spending the past three years as an assistant coach at Penn State, where she primarily worked with the Nittany Lions' offense. She helped guide Penn State to an NCAA Tournament appearance in 2024, three Big Ten Tournament berths and back-to-back 30-win seasons in 2023 and 2024. Sataraka also previously served as an assistant coach at CSUN (2017–20) and LMU (2020).

During her UCLA playing career, Sataraka was the Bruins' starting third baseman from 2013–16 and helped lead the program to back-to-back Women's College World Series appearances as a junior and senior. As a senior, she hit .380 (52-for-137) with 15 home runs and 59 RBIs, earning NFCA Second Team All-America honors. She was also named to the All-WCWS Team after homering in each of UCLA's two games in Oklahoma City.

**HOME, SWEET, HOME**

- The Bruins recorded a 22-2 home record at Easton Stadium in 2025, outscoring their opponents 197-57 inside their friendly confines. Thirteen of UCLA's 28 mercy-rule wins this season came at home.
- UCLA holds a 647-134 home record (.828) since Easton Stadium opened its doors in March 1994. Since taking over as UCLA's head coach, Kelly Inouye-Perez has guided the Bruins to a 409-83 record (.831) in 492 home games.
- The 2026 season marks Easton Stadium's 33rd year as UCLA's home venue. UCLA has reached 20 home wins in eight of the last nine full seasons dating back to 2017. In 2022, the Bruins set a new benchmark for winning percentage at home, going 26-1 (.963). The year prior in 2021, UCLA reached the 30-win plateau for just the second time in stadium history.

**UCLA'S RECORD WHEN...**

Overall	47-8
Big Ten	20-4
Non-Conference	27-4
Home	18-2
Away	12-2
Neutral	17-4
Day games	25-6
Night games	22-2
vs. Lefty starter	4-2
vs. Righty starter	43-6
1-run games	5-1
2-run games	2-1
5+ run games	37-3
Extra innings	0-1
Shutouts	10-1

**When UCLA scores...**

0-2 runs	0-4
3-5 runs	3-2
6-9 runs	13-1
10+ runs	31-1

**When the opponent scores...**

0-2 runs	21-0
3-5 runs	16-2
6-9 runs	6-3
10+ runs	4-3

**Inning breakdown**

UCLA scored in 1st inning	32-4
Opponent scored in 1st inning	15-4
UCLA scores first	33-5
Opponent scores first	14-3
After fourth, leading	39-2
trailing	5-6
tied	3-0
After fifth, leading	17-0
trailing	2-6
tied	6-1
After sixth, leading	16-0
trailing	2-5
tied	2-2

**Miscellaneous statistics**

Hit 0 home runs	0-2
Hit 1 home run	7-3
Hit 2+ home runs	40-3
Opponent hit 0 home runs	23-0
Opponent hit 1 home run	16-2
Opponent hit 2+ home runs	8-6
Made 0 errors	25-4
Made 1 error	17-1
Made 2+ errors	5-3
Opponent made 0 errors	7-1
Opponent made 1 error	19-7
Opponent made 2+ errors	21-0

UCLA out-hit opponent	39-0
Opponent out-hit UCLA	4-8
Hits are tied	4-0

**UCLA's record in**

February	17-3
March	12-2
April	15-0
May	3-3
June	0-0

**UCLA's record on**

Monday	1-0
Tuesday	2-0
Wednesday	2-0
Thursday	3-0
Friday	13-3
Saturday	15-4
Sunday	11-1

**UCLA's record when**

Mattie Beliveau starts	0-0
Natalie Cable starts	12-2
Brynne Nally starts	9-1
Sydney Somerndike starts	6-0
Taylor Tinsley starts	20-5

**SCORE BY INNING**

	1	2	3	4	5	6	7	8+	Total
UCLA	113	103	119	109	61	44	45	0	594
Opponents	42	36	58	34	31	19	18	1	239

## U.S. NATIONAL TEAM EXPERIENCE

Four Bruins on the 2026 UCLA roster have suited up for the Red, White and Blue in a variety of international competition and organized practices. The group includes Aleena Garcia, Megan Grant, Sofia Mujica and Jordan Woolery.

- Most recently, Aleena Garcia was one of 23 players invited to Team USA's November 2025 training camp at Devon Park in Oklahoma City, Okla. Garcia helped the U.S. Women's National Team prepare for a series of friendly exhibition games at the USA Down Under Series in Brisbane, Australia from Dec. 31, 2025 through Jan. 3, 2026. Joining Garcia at the camp were former Bruins Ally Carda (2012-15) and Sharlize Palacios (2023-24).
- Sofia Mujica played for the U.S. Junior Women's National Team at the 2024 WBSC U-18 World Cup Group Stage Event in Dallas, Texas from Aug. 29-Sept. 2. Team USA finished with a 6-0 record to punch its ticket to the Finals. Mujica played in all six games and made three starts at catcher. She went 4-for-8 at the plate with five RBIs, three runs, one home run and three walks.
- Grant competed in her second Japan All-Star Series in Summer 2024. She was one of 16 players to make the roster. In the 2023 edition of the event, Grant went 4-for-12 with two home runs and three RBIs. Grant had a standout performance in game one, going 4-for-6 with two runs in Team USA's 12-11 extra-inning victory over Team Japan. Woolery also played in the 2023 Japan All-Star Series.
- Prior to arriving at UCLA, Grant helped the U.S. Junior Women's National Team win gold at both the WBSC U-18 World Cup Final in Lima, Peru and Junior Pan American Games in Barranquilla, Colombia.

## HOME IMPROVEMENTS

UCLA's home venue, Easton Stadium, received a number of upgrades this past offseason to improve both the student-athlete and fan experiences. The bulk of the Bruins' playing surface was modified, installing 18,000 square feet of bermuda grass and stripping roughly 20 tons of infield dirt. The adjustments to the infield were made in an effort to lessen the slope from the outfield toward the infield and improve drainage. Similar changes were made in the left and right field foul areas for the same reason.

UCLA also installed new light fixtures that utilize LED bulbs that will improve visibility both on the field of play and in the stands during night games. A state-of-the-art sound system has also been added that reaches throughout the stadium, including the batting cages beyond the outfield wall.

## FIVE BRUINS WIN GOLD AT WORLD GAMES

- UCLA softball standouts Maya Brady, Ally Carda, Megan Faraimo, Rachel Garcia and Bubba Nickles-Camarena helped the U.S. Softball Women's National Team win a fourth straight World Games title in Chengdu, China on Aug. 17, 2025.
- The United States went 5-0 over the five-day competition, defeating Chinese Taipei, the Netherlands and China in pool play, before earning a 10-inning 7-6 victory over Japan in the semifinals and a 5-0 win over Chinese Taipei in the gold medal game. Team USA outscored opponents 32-6 and posted a .344 team batting average.
- Pitcher Megan Faraimo, who played for the AUSL champion Talons during the league's inaugural season in 2025, tossed a shutout in the gold medal game, allowing just three hits and one walk while striking out 10. Faraimo was honored as the top pitcher at The World Games on the All-World Team after giving up only three hits over 12.0 scoreless innings for Team USA.

## RANDOM BUT INTERESTING

- UCLA recorded the second-largest seventh inning comeback in program history versus No. 13 South Carolina at the Mary Nutter Collegiate Classic earlier this season (Feb. 21). In a rematch of last year's Super Regional series, the Bruins trailed by a 4-0 deficit going into the bottom of the seventh inning. UCLA rallied to score five in the bottom of the seventh, capped by redshirt freshman Aleena Garcia drove in the game-tying and game-winning runs on a two-RBI single up the middle.
- UCLA blasted Auburn in its Mary Nutter opener 23-1 and recorded several statistical feats in the process (Feb. 19). Eighteen of the Bruins' runs came in the third inning alone, which is tied for the third-most runs scored in a single inning in NCAA Division I history. UCLA hit around the lineup twice in the third while hitters Megan Grant, Jordan Woolery and Kaniya Bragg each came up to the plate three times. Woolery recorded three extra-base hits (HR, 2 2B) for eight total bases in the third inning alone. Four different Bruin batters finished with three hits in the game. The 23 total runs scored rank fourth in UCLA history.
- UCLA and former Pac-12 Conference rival Arizona will not play each other during the 2026 regular season. It marks the first time the two storied programs will not square off in a scheduled contest since the series began in 1980 (excludes 2020 season). UCLA owns an all-time 106-61 advantage in the series. The two programs have met in the Women's College World Series 15 times.
- UCLA entered the 2026 season without a player who had starting experience in center field. Transfer Mia Phillips (California), sophomore Rylee Slimp and freshman Jolyna Lamar have each split time in center field so far this season.
- UCLA's roster features two pairs of former high school teammates: Kaniya Bragg and Brynne Nally of Pacifica High School (Garden Grove, Calif.) and Soo-Jin Berry and Jordan Woolery of Clayton Valley Charter High School (Concord, Calif.). Bragg and Nally helped lead Pacifica to back-to-back CIF Southern Section Division 1 titles in their junior and senior years.

## KIRK WALKER TO BE INDUCTED INTO NFCA HALL OF FAME

Longtime UCLA assistant coach Kirk Walker was named to the National Fastpitch Coaches Association (NFCA) 2026 Hall of Fame Class on Dec. 11 at the 2025 NFCA Convention in Las Vegas. He will be formally inducted at the 2026 NFCA Convention in Atlantic City, New Jersey, as part of the trailblazer category, which honors individuals who have made significant contributions to fastpitch softball through service, leadership, coaching and/or participation. Walker joins former UCLA head coaches Sharron Backus (Class of 1991) and Sue Enquist (Class of 2006) in the NFCA Hall of Fame.

Walker retired following the 2025 offseason after 24 years with the UCLA softball program, including 23 seasons on the Bruins' coaching staff. He played a key role in building the foundation of UCLA's softball dynasty, helping the program to seven NCAA championships and 18 Women's College World Series appearances during his tenure as assistant coach (1984-94, 2013-22) and associate head coach (2023-24). UCLA captured NCAA titles in 1984, 1985, 1988, 1989, 1990, 1992 and 2019 with Walker on staff.

## 2026 MULTI-HIT GAMES

*career total in parentheses*

PLAYER	2	3	4	5+	TOTAL
Woolery, Jordan	16 (56)	8 (20)	3 (4)	-	27 (82)
Slimp, Rylee	16 (26)	6 (13)	2 (2)	-	24 (41)
Grant, Megan	19 (61)	1 (5)	0 (2)	-	20 (66)
Bragg, Kaniya	14 (26)	4 (5)	2 (2)	-	20 (33)
Ramirez, Alexis	13 (21)	1 (3)	-	-	14 (24)
Alejandro, Bri	11 (11)	3 (3)	-	-	14 (14)
Garcia, Aleena	9 (13)	2 (2)	-	-	11 (15)
Lamar, Jolyna	8 (8)	1 (1)	-	-	9 (9)
Suarez, Ramsey	4 (5)	1 (1)	-	-	5 (6)
Mujica, Sofia	2 (7)	1 (2)	-	-	3 (9)
Phillips, Mia	2 (13)	0 (2)	-	-	2 (15)
Berry, Soo-Jin	2 (25)	0 (5)	-	-	2 (30)
Pinedo, Rylee	1 (1)	-	-	-	1 (1)
<b>TEAM</b>	<b>117</b>	<b>28</b>	<b>7</b>	<b>0</b>	<b>152</b>

## 2026 MULTI-RBI GAMES

*career total in parentheses*

PLAYER	2	3	4	5+	TOTAL
Woolery, Jordan	11 (29)	7 (21)	5 (10)	6 (10)	29 (70)
Grant, Megan	17 (40)	5 (20)	1 (5)	2 (9)	25 (74)
Alejandro, Bri	12 (12)	5 (5)	3 (3)	2 (2)	22 (22)
Bragg, Kaniya	8 (17)	3 (4)	3 (4)	2 (2)	16 (27)
Garcia, Aleena	10 (11)	1 (1)	3 (3)	1 (1)	15 (16)
Slimp, Rylee	7 (13)	4 (5)	3 (3)	-	14 (21)
Ramirez, Alexis	6 (10)	1 (2)	1 (1)	2 (4)	10 (17)
Lamar, Jolyna	7 (7)	1 (1)	-	1 (1)	9 (9)
Suarez, Ramsey	4 (7)	2 (3)	-	1 (1)	7 (11)
Mujica, Sofia	4 (7)	2 (3)	0 (2)	0 (1)	6 (13)
Phillips, Mia	1 (4)	0 (3)	0 (1)	-	1 (8)
Berry, Soo-Jin	1 (12)	0 (4)	1 (2)	-	2 (18)
<b>TEAM</b>	<b>88</b>	<b>31</b>	<b>20</b>	<b>17</b>	<b>156</b>

## 2026 HITTING STREAKS

PLAYER	LONGEST	CURRENT
Grant, Megan	19	6
Slimp, Rylee	17	-
Bragg, Kaniya	12	-
Woolery, Jordan	12	6
Ramirez, Alexis	12	-
Lamar, Jolyna	11	-
Garcia, Aleena	10	1
Alejandro, Bri	7	3
Suarez, Ramsey	5	-
Mujica, Sofia	4	-
Phillips, Mia	4	-
Berry, Soo-Jin	3	-
Leyva, Jazmine	2	1
Pinedo, Rylee	1	1

## 2026 REACHED BASE STREAKS

PLAYER	LONGEST	CURRENT
Grant, Megan	37	14
Slimp, Rylee	23	-
Woolery, Jordan	23	23
Garcia, Aleena	20	20
Bragg, Kaniya	16	-
Lamar, Jolyna	14	-
Ramirez, Alexis	13	-
Suarez, Ramsey	10	-
Alejandro, Bri	10	3
Berry, Soo-Jin	10	-
Mujica, Sofia	6	-
Phillips, Mia	6	-
Leyva, Jazmine	2	2
Pinedo, Rylee	1	1

### 2026 TEAM OFFENSE RANKINGS

Category	Stat	B1G Rank	NCAA Rank
Batting Avg.	.386	1st	3rd
Doubles	103	1st	8th
Home Runs	182	1st	1st
On-Base Pct.	.495	1st	1st
RBIs	567	1st	1st
Runs	594	1st	1st
Runs Per Game	10.80	1st	1st
Slugging Pct.	.835	1st	1st
Stolen Bases/Game	0.27	16th	294th
Triples	9	8th	136th
Walks	289	1st	1st

### 2026 TEAM DEFENSE & PITCHING RANKINGS

Category	Stat	B1G Rank	NCAA Rank
Fielding Pct.	.971	3rd	50th
Double Plays	21	4th	66th
ERA	4.36	9th	144th
Strikeouts	245	11th	89th
K/BB Ratio	1.52	9th	108th
Strikeouts Per 7 inn.	5.21	9th	70th
Shutouts	10	3rd	24th
WHIP	1.59	8th	118th

### 2026 PLAYER RANKINGS

	Stat	B1G Rank	NCAA Rank
<b>Bri Alejandro</b>			
Home Runs	21	4th	20th
RBIs	74	4th	11th
Slugging Pct.	.769	18th	89th
Total Bases	130	12th	59th
<b>Kaniya Bragg</b>			
Hits	70	6th	74th
Home Runs	16	15th	73rd
RBIs	59	10th	53rd
Runs	62	7th	31st
Total Bases	129	13th	63rd
<b>Aleena Garcia</b>			
Home Runs	17	13th	56th
Slugging Pct.	.773	17th	83rd
<b>Megan Grant</b>			
Batting Avg.	.475	3rd	6th
Hit-By-Pitches	12	3rd	42nd
Home Runs	38	1st	1st
On-Base Pct.	.645	1st	1st
RBIs	78	2nd	6th
Runs	79	2nd	6th
Sacrifice Flies	5	6th	48th
Slugging Pct.	1.345	1st	1st
Total Bases	187	2nd	2nd
Walks	64	1st	2nd
<b>Rylee Slimp</b>			
Batting Avg.	.449	4th	27th
Hit-By-Pitches	14	2nd	29th
Hits	80	3rd	17th
On-Base Pct.	.548	5th	27th
Runs	88	1st	1st
Slugging Pct.	.809	11th	55th
Total Bases	144	6th	25th
<b>Taylor Tinsley</b>			
Complete Games	20	1st	8th
Innings Pitched	182.0	1st	19th
Appearances	40	2nd	16th
Shutouts	5	3rd	21st
Strikeouts	151	6th	41st
Victories	28	1st	2nd
<b>Jordan Woolery</b>			
Batting Avg.	.515	2nd	4th
Hits	86	2nd	3rd
Home Runs	33	2nd	3rd
On-Base Pct.	.613	2nd	3rd
RBIs	107	1st	1st
Runs	72	3rd	10th
Slugging Pct.	1.216	2nd	2nd
Total Bases	203	1st	1st

### 50TH ANNIVERSARY OF THE CWSA AWARDS

- The Collegiate Women Sports Awards (CWSA), presented by Honda, celebrates its 50th anniversary during the 2025-26 athletics season. In 1976, UCLA Director of Women's Athletics Judie Holland along with Irv Grossman and Tom Broderick helped form the CWSA program, which was originally known as the Broderick Awards.
- The CWSA program includes 12 sports awards for the best female athlete in each of the 12 NCAA-sanctioned sports. The Honda Award winner for their respective sport is then named a finalist for the Honda Cup, signifying The Collegiate Woman Athlete of the Year. The winner of the Honda Award and Honda Cup is to reflect "not only athletic achievement but also the ideals of team contribution, scholastic endeavor, school and community involvement," as stated in the philosophy of the NCAA.
- Across its 13 varsity programs, UCLA has earned 31 Honda Sport Awards and six Honda Cups. UCLA softball accounts for four of those six Honda Cups and leads all Bruin programs with 12 Honda Sport Awards. The Bruins also lead all NCAA Division I women's programs in any sport with four Honda Cup winners: Lisa Fernandez (1993), Natasha Watley (2003), and Rachel Garcia, the only two-time winner in softball history (2019 and 2021).

#### UCLA Softball's Honda Award & Cup Winners

Debbie Doom, 1984	.....Honda Award	Lisa Fernandez, 1993	..... Honda Cup
Lisa Longaker, 1988	.....Honda Award	Jennifer Brundage, 1995	..... Honda Award
Janice Parks, 1989	.....Honda Award	Natasha Watley, 2003	..... Honda Cup
Lisa Longaker, 1990	.....Honda Award	Rachel Garcia, 2018	..... Honda Award
Lisa Fernandez, 1991	.....Honda Award	Rachel Garcia, 2019	..... Honda Cup
Lisa Fernandez, 1992	.....Honda Award	Rachel Garcia, 2019	..... Honda Cup

### BRUINS IN THE AUSL

Player	Team	AU/AUSL Exp.	Years in AU/AUSL	Years at UCLA
Jadelyn Allchin	Utah Talons	3 seasons *	2024-2026	2024
Maya Brady	Oklahoma City Spark	2 seasons	2025-2026	2020-2024
Ally Carda	Texas Volt	Rookie	2025-2026	2012-2015
Jessica Clements	Chicago Bandits	Rookie	2025-2026	2025
Megan Faraimo	Utah Talons	4 seasons *	2023-2026	2019-2023
Rachel Garcia	Texas Volt	5 seasons **	2022-2026	2017-2021
Megan Grant	Portland Cascade	Rookie	2026	2023-2026
Bubba Nickles-Camarena	Oklahoma City Spark	6 seasons *	2021-2026	2017-2021
Sharlize Palacios	Utah Talons	3 seasons	2024-2026	2023-2024
Taylor Tinsley	Utah Talons	Rookie	2026	2023-2026
Delanie Wisz	Oklahoma City Spark	4 seasons **	2023-2026	2020-2022
Jordan Woolery	Utah Talons	Rookie	2026	2023-2026

\* denotes number of times played in AUX season

- With 12 players, UCLA softball leads all programs in representation in the reorganized Athletes Unlimited Softball League (AUSL), which debuted in its new format in summer 2025. Under commissioner Kim Ng, the AUSL has become the most successful domestic professional women's softball league to date. Its inaugural 2025 season featured 24 sellouts, 90% average stadium capacity and an 88% increase in ESPN viewership from 2024, when it operated as a point-based league. Beginning in 2026, the AUSL will transition to a city-based model, adding two expansion franchises to bring the league total to six teams.
- Nine former Bruins are currently on AUSL rosters heading into the league's second year (listed below). In addition to their on-field contributions, several UCLA softball alumnae and former staff members hold key leadership roles as the league continues to grow. Current UCLA associate head coach and women's sports icon Lisa Fernandez serves as general manager of the Salt Lake City Talons, which won the inaugural AUSL Championship in 2025. Joining her in the front office is longtime UCLA assistant Kirk Walker, who was named general manager of the expansion Oklahoma City Spark.
- Former UCLA national champion and current LMU head coach Tairia (Mims) Flowers will be the first-year head coach of the Portland Cascade, which is the other expansion franchise added in November 2025. Current UCLA director of player development and data analytics Will Oldham also serves a coaching role as an assistant for the Talons.
- Seniors Megan Grant, Taylor Tinsley and Jordan Woolery were awarded Athletes Unlimited Softball League (AUSL) Golden Tickets following UCLA's double-header sweep over Cal at Easton Stadium on Saturday, April 18. UCLA's three Golden Ticket recipients are the most the league has ever awarded at one time. Grant, Tinsley and Woolery are the first Bruins to receive a Golden Ticket.
- On May 4, Grant, Tinsley and Woolery were selected in the 2026 AUSL College Draft. Grant was the first hitter and Bruin taken, going fourth overall to the Portland Cascade. Fellow slugger Woolery was also selected in the first round, going sixth overall to the Utah Talons. Tinsley will join Woolery in Utah, as the Talons selected her in the second round with the No. 12 overall pick.

## UCLA TEAM SINGLE-SEASON RECORDS

RUNS SCORED			SLUGGING PCT.			BATTING AVG.		
No.	Year	R	No.	Year	SLG	No.	Year	AVG
1.	2026 *	594	1.	2026 *	.835	1.	2026 *	.386
2.	2015	499	2.	2015	.608	2.	2020	.368
3.	2025	485	3.	2010	.602	3.	2015	.367
4.	2019	436	4.	2020	.594	4.	1996	.354
5.	2018	411	5.	2025	.591	5.	1995	.350

RUNS/GAME			ON-BASE PCT.			HITS/GAME		
No.	Year	R/GP	No.	Year	OBP	No.	Year	H/GP
1.	2026 *	10.80	1.	2026 *	.495	1.	2026 *	10.40
2.	2015	7.92	2.	2015	.467	2.	1996	9.91
3.	2020	7.69	3.	2020	.453	3.	2015	9.73
4.	2025	7.13	4.	2014	.447	4.	1995	9.50
5.	2019	7.03	5.	2025	.434	5.	2001	9.44

HOME RUNS			WALKS			TOTAL BASES		
No.	Year	HR	No.	Year	BB	No.	Year	TB
1.	2026 *	182	1.	2026	289	1.	2026 *	1239
2.	2010	108	2.	2015	289	2.	1999	1042
3.	1999	95	3.	2014	286	3.	2025	1035
4.	2015	89	4.	2025	253	4.	2015	1015
5.	2003	88	5.	2010	244	5.	2010	988

HOME RUNS/GAME			WALKS/GAME		
No.	Year	HR/GP	No.	Year	BB/GP
1.	2026 *	3.31	1.	2026 *	5.26
2.	2010	1.77	2.	2014	4.77
3.	2025	1.49	3.	2015	4.59
4.	2012	1.48	4.	2011	4.13
5.	2013	1.47	5.	2010	4.00

\* indicates Big Ten Conference single-season record

## 2026 WEEK-BY-WEEK STATS

Batting	W-L	AVG	R	H	2B	3B	HR	RBI	BB	SLG	OBP
Stacy Winsberg/Mark Campbell	5-0	.487	68	58	9	1	23	66	27	1.160	.591
Clearwater Invitational	2-3	.269	24	36	10	0	7	22	13	.500	.365
Mary Nutter Collegiate Classic	6-0	.394	70	61	14	2	14	68	26	.781	.500
Judi Garman Classic	5-0	.425	71	62	10	1	16	68	43	.836	.562
Wisconsin	3-0	.456	38	36	6	1	9	37	14	.899	.546
LMU & Michigan State	4-0	.402	47	37	5	0	17	47	26	1.011	.540
Rutgers	3-0	.489	46	45	5	0	14	45	15	1.000	.566
Nebraska	1-2	.229	11	19	2	0	4	11	7	.398	.304
Hawai'i & Indiana	4-0	.282	25	29	7	0	7	21	21	.553	.408
Cal State Fullerton & Illinois	4-0	.415	58	54	9	2	23	57	25	1.046	.506
CBU, LBSU & California (DH)	4-0	.468	62	52	8	1	20	57	30	1.099	.587
Washington	3-0	.291	23	23	5	0	9	21	18	.696	.430
Oregon	1-2	.370	24	30	4	0	10	22	9	.790	.433
Big Ten Tournament	2-1	.380	27	30	9	1	9	25	15	.861	.474

Pitching	W-L	ERA	H	R	ER	BB	SO	SV	Score
Stacy Winsberg/Mark Campbell	5-0	1.68	16	6	6	7	32	0	68-6
Clearwater Invitational	2-3	6.69	43	31	29	13	27	0	24-31
Mary Nutter Collegiate Classic	6-0	3.31	35	22	17	10	26	0	70-22
Judi Garman Classic	5-0	7.23	52	33	32	18	23	0	71-33
Wisconsin	3-0	4.53	22	14	11	9	11	0	38-14
LMU & Michigan State	4-0	2.67	21	13	8	9	13	0	47-13
Rutgers	3-0	4.53	14	14	11	21	12	0	46-14
Nebraska	1-2	5.89	22	17	16	18	13	0	11-17
Hawai'i & Indiana	4-0	2.25	20	11	9	11	15	0	25-11
Cal State Fullerton & Illinois	4-0	2.80	24	12	10	9	12	0	58-12
CBU, LBSU & California (DH)	4-0	6.12	25	21	21	8	12	0	62-21
Washington	3-0	2.95	17	8	8	10	22	0	23-8
Oregon	1-2	7.00	35	24	19	10	10	0	24-24
Big Ten Tournament	2-1	3.11	18	13	8	8	17	0	27-13

## UCLA'S CAREER HITS LIST

Senior **Jordan Woolery** recorded her 200th career hit versus Tennessee in the final game of the 2025 season. Joining her in the 200 Hits Club this season was senior **Megan Grant** who recorded her 200th career hit on March 1 versus Oregon State with her second homer of the game. Grant became the 39th player in UCLA history to join the 200 Hits Club.

No.	Player	Hits
1.	Natasha Watley (2000-03)	395
2.	Briana Perez (2018-22)	328
3.	Stacey Nuveman (1997, 99, 01-02)	322
4.	Kylee Perez (2015-18)	301
5.	Kelly Howard (1993-96)	288
6.	<b>Lisa Fernandez (1990-93)</b>	<b>287</b>
7.	<b>Jordan Woolery (2023-Pres.)</b>	<b>286</b>
8.	Maya Brady (2020-24)	279
9.	Tairia Mims (2000-03)	276
10.	Stephany LaRosa (2012-15)	275
11.	Katie Schroeder (2008-12)	274
12.	Delaney Spaulding (2014-17)	272
13.	GiOnna DiSalvatore (2008-11)	264
14.	Amanda Freed (1999-02)	262
15.	Aaliyah Jordan (2018-23)	261
	Yvonne Gutierrez (1989-92)	261
17.	Allexis Bennett (2013-16)	259
18.	B.B. Bates (2010-13)	254
19.	Andrea Harrison (2009-12)	251
20.	Alleah Poulson (1994-96)	250
21.	Shanna Flynn (1988-91)	249
22.	Julie Marshall (1996-00)	243
23.	<b>Megan Grant (2023-Pres.)</b>	<b>242</b>
24.	Jennifer Brundage (1992-95)	240
25.	Savannah Pola (2022-Pres.)	239
26.	Claire Sua (2001-04)	237
27.	Bubba Nickles (2017-19, 21)	235
	Andrea Duran (2003-06)	235
29.	Kinsley Washington (2018-22)	233
30.	Jodie Legaspi (2004-07)	230
31.	Christie Ambrosi (1996-99)	228
32.	Caitlin Benyi (2003-06)	227
	Julie Adams (1996-00)	227
34.	Janice Parks (1986-89)	224
35.	Krista Colburn (2005-08)	222
36.	Ally Carda (2012-15)	220
	Megan Langenfeld (2007-10)	220
38.	Stephanie Ramos (2001-04)	219
39.	Rachel Garcia (2016-19, 21)	214
40.	Courtney Dale (1997-01)	197
41.	Nicole Odom (1994-98)	196
42.	Gabrielle Maurice (2014-17)	194
43.	Samantha Camuso (2008-12)	184
	Emily Zaplatosch (2003-06)	184
	Kathi Evans (1992-95)	184
46.	Madeline Jelenicki (2015-18)	182
47.	Mysha Sataraka (2013-16)	178
48.	Lisa Dodd (2004-07)	176
49.	Kristy Howard (1990-93)	175
50.	Gina Holmstrom (1984-87)	174

## CAREER GRAND SLAMS

<b>Megan Grant (6)</b>	
Washington	4/12/25
at Cal Baptist	4/8/25
Ohio State	4/1/25
at CSUN	4/30/24
Oregon	3/29/24
at Arizona	4/16/23
<b>Jordan Woolery (6)</b>	
at Long Beach State	4/15/26
vs. Texas A&M	2/22/26
vs. Auburn	2/19/26
Northern Colorado	2/6/26
at Howard	3/26/25
vs. Alabama	2/17/23
<b>Alexis Ramirez (3)</b>	
at Cal State Fullerton	4/7/26
Wisconsin	3/8/26
vs. Seattle U.	2/28/26
<b>Bri Alejandre (2)</b>	
at Long Beach State	4/15/26
at Rutgers	3/23/26
<b>Kaniya Bragg (2)</b>	
at Long Beach State	4/15/26
vs. Texas A&M	2/22/26
<b>Sofia Mujica (2)</b>	
at Maryland	3/30/25
vs. Weber State	3/1/25
<b>Soo-Jin Berry (1)</b>	
vs. Wisconsin	5/8/26
<b>Jolyna Lamar (1)</b>	
vs. East Texas A&M	2/27/26
<b>Aleena Garcia (1)</b>	
vs. Florida	2/27/26

## CAREER WALK-OFF/GAME-WINNING HITS

in the 7th inning or later (not mercy-rule)

Player	Opponent (Date)	Inn.	Hit
B. Alejandre	at Washington (4/24/26)	Top 7	2 RBI HR
K. Bragg	at Cal State Fullerton (4/7/26)	Top 7	2 RBI HR
*A. Garcia	vs. South Carolina (2/21/26)	Bot 7	2 RBI 1B
M. Grant	vs. Missouri (2/13/26)	Top 7	Solo HR
*J. Woolery	at South Carolina (5/24/25)	Bot 7	2 RBI HR
*R. Slimp	vs. Indiana (5/8/25)	Bot 7	RBI 1B
A. Ramirez	at Michigan (4/27/25)	Top 8	RBI 1B
J. Woolery	at Stanford (4/21/24)	Top 7	2 RBI HR
*M. Grant	Utah (3/9/24)	Bot 7	RBI 1B
M. Grant	vs. Florida State (2/18/23)	Top 7	2 RBI 1B

\* denotes walk-off hit

## PINCH-HIT HOME RUNS IN 2026 (1)

Player	Opponent	Date
Soo-Jin Berry	at Long Beach State	4/15/26

## 2026 RECORD VS. CONFERENCES

ACC	3-1
Big Sky	1-0
Big Ten	22-5
Big West	5-0
Big XII	2-1
Mountain West	2-0
SEC	6-1
Southland	1-0
WAC	1-0
WCC	4-0

## 2026 HOME RUN BREAKDOWN (cont. on next page)

No.	Player	Date	Opponent	On Base	Inn.	Outs	Count	Score	Final
1	Rylee Slimp	Feb. 6	UC Santa Barbara	<sup>L</sup> 0	1	0	3-2	0-0	W, 18-1
2	Kaniya Bragg	Feb. 6	UC Santa Barbara	2	2	2	2-1	4-0	W, 18-1
3	Jordan Woolery	Feb. 6	UC Santa Barbara	1	4	0	0-0	16-0	W, 18-1
4	Sofia Mujica	Feb. 6	Northern Colorado	0	2	1	1-1	0-0	W, 10-1
5	Megan Grant	Feb. 6	Northern Colorado	1	3	1	1-1	1-0	W, 10-1
6	Sofia Mujica	Feb. 6	Northern Colorado	0	4	0	2-2	3-1	W, 10-1
7	Jordan Woolery	Feb. 6	Northern Colorado	<sup>GS</sup> 3	4	0	2-1	6-1	W, 10-1
8	Megan Grant	Feb. 7	vs. Oregon State	1	1	0	2-1	0-1	W, 12-4
9	Kaniya Bragg	Feb. 7	vs. Oregon State	2	3	0	1-1	2-4	W, 12-4
10	Kaniya Bragg	Feb. 7	vs. Oregon State	2	5	2	1-0	9-4	W, 12-4
11	Rylee Slimp	Feb. 7	vs. Utah	<sup>L</sup> 0	1	0	1-1	0-0	W, 11-0
12	Bri Alejandre	Feb. 7	vs. Utah	0	2	1	1-1	1-0	W, 11-0
13	Aleena Garcia	Feb. 7	vs. Utah	<sup>B</sup> 0	3	0	2-2	6-0	W, 11-0
14	Bri Alejandre	Feb. 7	vs. Utah	<sup>B</sup> 0	3	0	3-2	7-0	W, 11-0
15	Jordan Woolery	Feb. 7	vs. Utah	0	4	0	2-0	8-0	W, 11-0
16	Megan Grant	Feb. 8	UC Riverside	<sup>B</sup> 1	1	0	2-1	0-0	W, 17-0
17	Jordan Woolery	Feb. 8	UC Riverside	<sup>B</sup> 0	1	0	2-0	2-0	W, 17-0
18	Bri Alejandre	Feb. 8	UC Riverside	1	1	0	0-0	3-0	W, 17-0
19	Jolyna Lamar	Feb. 8	UC Riverside	1	1	1	2-0	6-0	W, 17-0
20	Megan Grant	Feb. 8	UC Riverside	1	1	1	0-0	8-0	W, 17-0
21	Sofia Mujica	Feb. 8	UC Riverside	1	3	2	0-0	13-0	W, 17-0
22	Megan Grant	Feb. 8	UC Riverside	<sup>B</sup> 0	4	0	0-0	15-0	W, 17-0
23	Jordan Woolery	Feb. 8	UC Riverside	<sup>B</sup> 0	4	0	2-2	16-0	W, 17-0
24	Megan Grant	Feb. 13	vs. Oklahoma State	0	3	1	1-1	1-3	L, 3-4
25	Bri Alejandre	Feb. 13	vs. Oklahoma State	0	6	1	2-0	2-3	L, 3-4
26	Megan Grant	Feb. 13	vs. Missouri	1	5	1	0-1	1-5	W, 6-5
27	Bri Alejandre	Feb. 13	vs. Missouri	1	5	2	2-2	3-5	W, 6-5
28	Megan Grant	Feb. 13	vs. Missouri	0	7	0	2-1	5-5	W, 6-5
29	Megan Grant	Feb. 14	vs. Florida State	0	1	1	3-1	0-0	L, 7-11
30	Jordan Woolery	Feb. 15	vs. LSU	1	4	1	3-2	4-0	W, 8-0
31	Ramsey Suarez	Feb. 19	vs. Auburn	2	3	2	0-0	12-0	W, 23-1
32	Jordan Woolery	Feb. 19	vs. Auburn	<sup>GS</sup> 3	3	2	1-0	17-0	W, 23-1
33	Aleena Garcia	Feb. 19	vs. Auburn	1	4	1	3-2	21-0	W, 23-1
34	Megan Grant	Feb. 20	vs. Nevada	1	3	1	1-2	0-2	W, 6-5
35	Jordan Woolery	Feb. 20	vs. Duke	2	2	2	2-1	2-2	W, 6-5
36	Ramsey Suarez	Feb. 21	vs. Fresno State	2	1	2	2-1	1-0	W, 11-0
37	Megan Grant	Feb. 21	vs. Fresno State	0	2	2	1-2	5-0	W, 11-0
38	Jordan Woolery	Feb. 21	vs. Fresno State	1	4	1	3-0	7-0	W, 11-0
39	Bri Alejandre	Feb. 21	vs. Fresno State	1	4	1	1-0	9-0	W, 11-0
40	Alexis Ramirez	Feb. 21	vs. South Carolina	0	7	0	2-2	0-4	W, 5-4
41	Jordan Woolery	Feb. 22	vs. Texas A&M	<sup>GS</sup> 3	2	1	1-1	2-5	W, 15-7
42	Alexis Ramirez	Feb. 22	vs. Texas A&M	1	3	1	2-1	6-5	W, 15-7
43	Kaniya Bragg	Feb. 22	vs. Texas A&M	<sup>GS</sup> 3	3	1	1-1	9-5	W, 15-7
44	Ramsey Suarez	Feb. 22	vs. Texas A&M	0	3	2	1-1	13-5	W, 15-7
45	Jolyna Lamar	Feb. 27	vs. East Texas A&M	<sup>GS</sup> 3	1	2	3-1	1-0	W, 14-0
46	Megan Grant	Feb. 27	vs. East Texas A&M	1	2	0	0-1	5-0	W, 14-0
47	Jolyna Lamar	Feb. 27	vs. East Texas A&M	2	2	1	0-0	8-0	W, 14-0
48	Ramsey Suarez	Feb. 27	vs. East Texas A&M	1	3	0	3-1	11-0	W, 14-0
49	Bri Alejandre	Feb. 27	vs. East Texas A&M	0	3	1	0-0	13-0	W, 14-0
50	Jordan Woolery	Feb. 27	vs. Florida	1	1	1	1-0	0-0	W, 15-12
51	Aleena Garcia	Feb. 27	vs. Florida	<sup>GS</sup> 3	1	1	0-1	2-0	W, 15-12
52	Alexis Ramirez	Feb. 27	vs. Florida	2	2	2	0-0	6-4	W, 15-12
53	Megan Grant	Feb. 28	vs. BYU	1	2	0	0-1	4-3	W, 13-8
54	Bri Alejandre	Feb. 28	vs. BYU	<sup>B</sup> 1	4	2	2-0	7-3	W, 13-8
55	Aleena Garcia	Feb. 28	vs. BYU	<sup>B</sup> 0	4	2	3-1	9-3	W, 13-8
56	Alexis Ramirez	Feb. 28	vs. Seattle U	<sup>GS</sup> 3	5	1	0-0	9-10	W, 16-10
57	Megan Grant	Feb. 28	vs. Seattle U	1	7	1	2-2	14-10	W, 16-10
58	Megan Grant	March 1	vs. Oregon State	1	2	2	1-1	2-0	W, 13-3
59	Megan Grant	March 1	vs. Oregon State	1	5	0	2-1	10-1	W, 13-3
60	Kaniya Bragg	March 1	vs. Oregon State	0	5	1	0-1	12-1	W, 13-3
61	Megan Grant	March 6	Wisconsin	0	1	1	2-1	0-3	W, 14-5
62	Jordan Woolery	March 6	Wisconsin	2	4	0	0-0	5-5	W, 14-5
63	Aleena Garcia	March 6	Wisconsin	1	4	1	0-1	9-5	W, 14-5
64	Jordan Woolery	March 6	Wisconsin	2	5	0	0-2	11-5	W, 14-5
65	Ramsey Suarez	March 7	Wisconsin	2	1	2	1-2	1-0	W, 8-0
66	Jordan Woolery	March 7	Wisconsin	2	2	1	3-1	5-0	W, 8-0
67	Jolyna Lamar	March 8	Wisconsin	0	3	0	2-2	6-6	W, 16-9
68	Megan Grant	March 8	Wisconsin	1	3	0	2-0	7-6	W, 16-9
69	Alexis Ramirez	March 8	Wisconsin	<sup>GS</sup> 3	4	1	0-0	11-9	W, 16-9
70	Megan Grant	March 11	LMU	<sup>B</sup> 0	1	1	0-0	0-0	W, 9-1
71	Jordan Woolery	March 11	LMU	<sup>B</sup> 0	1	1	0-1	1-0	W, 9-1
72	Kaniya Bragg	March 11	LMU	<sup>B</sup> 0	1	1	2-1	2-0	W, 9-1
73	Rylee Slimp	March 11	LMU	0	2	2	0-1	3-0	W, 9-1
74	Kaniya Bragg	March 11	LMU	0	3	1	3-1	4-0	W, 9-1
75	Sofia Mujica	March 11	LMU	2	3	2	1-0	5-0	W, 9-1
76	Megan Grant	March 13	Michigan State	1	2	1	0-0	4-0	W, 10-0
77	Ramsey Suarez	March 13	Michigan State	0	3	1	2-2	6-0	W, 10-0

<sup>L</sup> leadoff home run in 1st inning

<sup>GS</sup> grand slam

<sup>B</sup> back-to-back home runs

**2026 HOME RUN BREAKDOWN (cont. on next page)**

No.	Player	Date	Opponent	On Base	Inn.	Outs	Count	Score	Final
78	Jordan Woolery	March 13	Michigan State	<sup>B</sup> 1	4	0	1-0	7-0	W, 10-0
79	Kaniya Bragg	March 13	Michigan State	<sup>B</sup> 0	4	0	3-1	9-0	W, 10-0
80	Bri Alejandre	March 14	Michigan State	2	3	0	2-1	11-6	W, 18-10
81	Aleena Garcia	March 14	Michigan State	<sup>B</sup> 0	3	1	1-1	14-6	W, 18-10
82	Sofia Mujica	March 14	Michigan State	<sup>B</sup> 0	3	1	2-2	15-6	W, 18-10
83	Jordan Woolery	March 14	Michigan State	1	4	0	2-0	16-9	W, 18-10
84	Rylee Slimp	March 15	Michigan State	<sup>L</sup> 0	1	0	1-1	0-1	W, 10-2
85	Megan Grant	March 15	Michigan State	<sup>B</sup> 0	3	0	1-0	1-1	W, 10-2
86	Jordan Woolery	March 15	Michigan State	<sup>B</sup> 0	3	0	3-1	2-1	W, 10-2
87	Kaniya Bragg	March 21	at Rutgers	<sup>B</sup> 0	2	0	2-0	0-0	W, 16-5
88	Bri Alejandre	March 21	at Rutgers	<sup>B</sup> 0	2	0	1-1	1-0	W, 16-5
89	Ramsey Suarez	March 21	at Rutgers	<sup>B</sup> 0	2	0	3-1	2-0	W, 16-5
90	Rylee Slimp	March 21	at Rutgers	1	2	1	1-0	4-0	W, 16-5
91	Bri Alejandre	March 21	at Rutgers	1	4	1	1-0	8-5	W, 16-5
92	Jolyna Lamar	March 21	at Rutgers	2	4	2	1-1	10-5	W, 16-5
93	Megan Grant	March 21	at Rutgers	1	4	2	2-2	13-5	W, 16-5
94	Kaniya Bragg	March 21	at Rutgers	0	5	0	3-2	15-5	W, 16-5
95	Jordan Woolery	March 22	at Rutgers	1	2	2	0-0	4-0	W, 13-3
96	Bri Alejandre	March 22	at Rutgers	1	2	2	3-2	6-0	W, 13-3
97	Megan Grant	March 22	at Rutgers	0	6	0	1-0	10-3	W, 13-3
98	Aleena Garcia	March 23	at Rutgers	<sup>B</sup> 0	2	1	2-1	0-0	W, 17-6
99	Alexis Ramirez	March 23	at Rutgers	<sup>B</sup> 0	2	1	3-0	1-0	W, 17-6
100	Bri Alejandre	March 23	at Rutgers	<sup>GS</sup> 3	2	1	2-0	4-0	W, 17-6
101	Jordan Woolery	March 28	at Nebraska	2	1	0	1-0	0-0	W, 6-5
102	Jolyna Lamar	March 28	at Nebraska	1	6	2	1-2	4-3	W, 6-5
103	Alexis Ramirez	March 29	at Nebraska	0	4	2	1-1	1-7	L, 4-8
104	Rylee Slimp	March 29	at Nebraska	1	7	0	1-0	2-8	L, 4-8
105	Jazmine Leyva	April 2	Hawai'i	0	4	0	0-0	4-3	W, 9-5
106	Jordan Woolery	April 2	Hawai'i	2	4	2	1-2	5-3	W, 9-5
107	Rylee Slimp	April 3	Indiana	2	6	1	3-2	2-3	W, 5-4
108	Megan Grant	April 4	Indiana	0	3	2	0-0	0-0	W, 7-2
109	Megan Grant	April 4	Indiana	0	5	0	2-1	2-1	W, 7-2
110	Aleena Garcia	April 4	Indiana	1	5	1	3-1	3-1	W, 7-2
111	Alexis Ramirez	April 5	Indiana	0	6	0	2-2	3-0	W, 4-0
112	Megan Grant	April 7	at Cal State Fullerton	1	1	0	2-1	0-0	W, 13-11
113	Alexis Ramirez	April 7	at Cal State Fullerton	<sup>GS</sup> 3	1	2	3-1	2-0	W, 13-11
114	Jolyna Lamar	April 7	at Cal State Fullerton	1	3	0	1-0	7-7	W, 13-11
115	Aleena Garcia	April 7	at Cal State Fullerton	0	6	0	0-0	9-11	W, 13-11
116	Kaniya Bragg	April 7	at Cal State Fullerton	1	7	1	2-2	11-11	W, 13-11
117	Bri Alejandre	April 10	at Illinois	0	2	2	2-0	0-0	W, 17-0
118	Megan Grant	April 10	at Illinois	1	5	2	3-2	1-0	W, 17-0
119	Megan Grant	April 10	at Illinois	<sup>B</sup> 1	7	1	1-0	3-0	W, 17-0
120	Jordan Woolery	April 10	at Illinois	<sup>B</sup> 0	7	1	0-0	5-0	W, 17-0
121	Kaniya Bragg	April 10	at Illinois	<sup>B</sup> 0	7	1	1-2	6-0	W, 17-0
122	Kaniya Bragg	April 10	at Illinois	<sup>B</sup> 2	7	2	0-0	12-0	W, 17-0
123	Alexis Ramirez	April 10	at Illinois	<sup>B</sup> 0	7	2	0-0	15-0	W, 17-0
124	Aleena Garcia	April 10	at Illinois	<sup>B</sup> 0	7	2	3-2	16-0	W, 17-0
125	Jordan Woolery	April 11	at Illinois	2	3	2	2-1	0-0	W, 10-1
126	Bri Alejandre	April 11	at Illinois	2	3	2	3-2	3-0	W, 10-1
127	Jolyna Lamar	April 11	at Illinois	0	4	0	2-2	6-0	W, 10-1
128	Aleena Garcia	April 11	at Illinois	0	5	0	3-2	7-0	W, 10-1
129	Aleena Garcia	April 12	at Illinois	2	1	1	2-2	2-0	W, 18-0
130	Sofia Mujica	April 12	at Illinois	<sup>B</sup> 0	1	2	1-0	5-0	W, 18-0
131	Jolyna Lamar	April 12	at Illinois	<sup>B</sup> 0	1	2	2-2	6-0	W, 18-0
132	Megan Grant	April 12	at Illinois	1	4	0	0-0	8-0	W, 18-0
133	Aleena Garcia	April 12	at Illinois	2	4	1	0-0	10-0	W, 18-0
134	Sofia Mujica	April 12	at Illinois	1	5	2	3-1	16-0	W, 18-0
135	Rylee Slimp	April 14	Cal Baptist	<sup>L</sup> 0	1	0	2-0	0-4	W, 13-6
136	Jordan Woolery	April 14	Cal Baptist	0	1	1	1-1	1-4	W, 13-6
137	Jordan Woolery	April 14	Cal Baptist	0	3	1	0-0	2-6	W, 13-6
138	Alexis Ramirez	April 14	Cal Baptist	1	3	1	0-0	3-6	W, 13-6
139	Jolyna Lamar	April 14	Cal Baptist	0	4	0	2-0	5-6	W, 13-6
140	Aleena Garcia	April 14	Cal Baptist	2	6	1	0-0	10-6	W, 13-6
141	Megan Grant	April 15	at Long Beach State	0	1	1	1-2	0-0	W, 27-9
142	Jordan Woolery	April 15	at Long Beach State	<sup>GS</sup> 3	2	1	2-0	3-0	W, 27-9
143	Kaniya Bragg	April 15	at Long Beach State	<sup>GS</sup> 3	6	2	3-2	11-9	W, 27-9
144	Soo-Jin Berry	April 15	at Long Beach State	<sup>P</sup> 1	7	0	0-1	15-9	W, 27-9
145	Bri Alejandre	April 15	at Long Beach State	<sup>GS</sup> 3	7	1	1-1	20-9	W, 27-9
146	Jolyna Lamar	April 18	California (DH-1)	0	2	1	0-0	1-0	W, 13-5
147	Jordan Woolery	April 18	California (DH-1)	2	2	1	1-0	2-0	W, 13-5
148	Jordan Woolery	April 18	California (DH-1)	1	4	0	3-2	5-0	W, 13-5
149	Rylee Slimp	April 18	California (DH-2)	<sup>L</sup> 0	1	0	0-1	0-0	W, 9-1
150	Jordan Woolery	April 18	California (DH-2)	1	1	0	3-0	1-0	W, 9-1
151	Jordan Woolery	April 18	California (DH-2)	0	3	0	0-0	4-1	W, 9-1
152	Alexis Ramirez	April 18	California (DH-2)	1	3	0	1-1	5-1	W, 9-1
153	Bri Alejandre	April 18	California (DH-2)	0	3	1	1-0	7-1	W, 9-1
154	Megan Grant	April 18	California (DH-2)	0	4	0	2-1	8-1	W, 9-1

<sup>L</sup> leadoff home run in 1st inning  
<sup>GS</sup> grand slam  
<sup>B</sup> back-to-back home runs

**UCLA SINGLE-SEASON RECORDS**

**RUNS BATTED IN**

No.	Name	Year	GP	RBI
1.	<b>Jordan Woolery</b>	<b>2026</b>	<b>55</b>	<b>107</b>
2.	Stacey Nuvevan	1999	69	91
3.	Jordan Woolery	2025	68	86
4.	Megan Grant	2025	67	81
5.	<b>Megan Grant</b>	<b>2026</b>	<b>55</b>	<b>78</b>
6.	<b>Bri Alejandre</b>	<b>2026</b>	<b>55</b>	<b>74</b>
	B.B. Bates	2013	60	74
8.	Stacey Nuvevan	2001	68	73
9.	Delaney Spaulding	2015	63	72
	Bubba Nickles	2019	62	72

**HOME RUNS**

No.	Name	Year	GP	HR
1.	<b>Megan Grant</b>	<b>2026</b>	<b>55</b>	<b>38</b>
2.	<b>Jordan Woolery</b>	<b>2026</b>	<b>55</b>	<b>33</b>
3.	Stacey Nuvevan	1999	69	31
4.	Megan Grant	2025	67	26
5.	B.B. Bates	2013	60	25
6.	Caitlin Benyi	2004	56	24
7.	Jordan Woolery	2025	68	23

**SLUGGING PERCENTAGE**

No.	Name	Year	TB-AB	SLG
1.	<b>Megan Grant</b>	<b>2026</b>	<b>187-139</b>	<b>1.345</b>
2.	<b>Jordan Woolery</b>	<b>2026</b>	<b>203-167</b>	<b>1.216</b>
3.	Megan Langenfeld	2010	140-129	1.085
4.	Stacey Nuvevan	2002	164-157	1.045
5.	Stacey Nuvevan	1999	187-184	1.016
6.	Megan Grant	2025	154-165	.933
7.	Tairia Mims	2003	165-178	.927
8.	Jennifer Brundage	1995	150-168	.893
9.	Jordan Woolery	2025	180-203	.887

**ON-BASE PERCENTAGE**

No.	Name	Year	AB	OBP
1.	Megan Langenfeld	2010	129	.667
2.	Stacey Nuvevan	2002	157	.665
3.	<b>Megan Grant</b>	<b>2026</b>	<b>139</b>	<b>.645</b>
4.	Stacey Nuvevan	2001	166	.615
5.	<b>Jordan Woolery</b>	<b>2026</b>	<b>167</b>	<b>.613</b>
6.	Jennifer Brundage	1995	168	.604
7.	Lisa Fernandez	1993	157	.593
8.	Stacey Nuvevan	1999	184	.581
9.	Mysha Sataraka	2016	137	.559
10.	<b>Rylee Slimp</b>	<b>2026</b>	<b>178</b>	<b>.548</b>
11.	Megan Grant	2025	165	.540

**OPS**

No.	Name	Year	SLG-OBP	OPS
1.	<b>Megan Grant</b>	<b>2026</b>	<b>1.345-.645</b>	<b>1.990</b>
2.	<b>Jordan Woolery</b>	<b>2026</b>	<b>1.216-.613</b>	<b>1.829</b>
3.	Megan Langenfeld	2010	1.085-.667	1.752
4.	Stacey Nuvevan	2002	1.045-.665	1.710
5.	Stacey Nuvevan	1999	1.016-.581	1.597
6.	Jennifer Brundage	1995	.893-.604	1.497
7.	Stacey Nuvevan	2001	.873-.615	1.488
8.	Megan Grant	2025	.933-.540	1.473
9.	Tairia Mims	2003	.927-.519	1.446
10.	Jordan Woolery	2025	.887-.510	1.397

**RUNS SCORED**

No.	Name	Year	GP	R
1.	<b>Rylee Slimp</b>	<b>2026</b>	<b>55</b>	<b>88</b>
2.	<b>Megan Grant</b>	<b>2026</b>	<b>55</b>	<b>79</b>
3.	Natasha Watley	2001	68	75
4.	Savannah Pola	2025	68	73
5.	<b>Jordan Woolery</b>	<b>2026</b>	<b>55</b>	<b>72</b>
6.	Jessica Clements	2025	67	71
7.	Briana Perez	2019	61	70
8.	Delaney Spaulding	2015	63	69
9.	Bubba Nickles	2019	62	66
10.	Christie Ambrosi	1999	68	65
	Natasha Watley	2002	64	65

## UCLA SINGLE-SEASON RECORDS

### WALKS

No.	Name	Year	GP	BB
1.	Stacey Nuveman	2001	68	77
2.	Stacey Nuveman	2002	64	69
<b>3.</b>	<b>Megan Grant</b>	<b>2026</b>	<b>55</b>	<b>64</b>
4.	Stacey Nuveman	1999	69	61
5.	Mysha Sataraka	2016	57	59
6.	Ally Carda	2015	63	57
7.	Megan Grant	2025	67	49
8.	Stephany LaRosa	2014	52	46
<b>9.</b>	<b>Jordan Woolery</b>	<b>2026</b>	<b>55</b>	<b>43</b>
	Megan Langenfeld	2010	50	43
	Dani Yudin	2012	56	43

### BATTING AVERAGE

No.	Name	Year	H-AB	AVG
1.	Stacey Nuveman	2002	83-157	.529
2.	Megan Langenfeld	2010	68-129	.527
3.	Jennifer Brundage	1995	87-168	.518
<b>4.</b>	<b>Jordan Woolery</b>	<b>2026</b>	<b>86-167</b>	<b>.515</b>
5.	Lisa Fernandez	1993	80-157	.510
6.	Allexis Bennett	2015	93-189	.492
7.	Natasha Watley	2002	112-231	.485
8.	Natasha Watley	2003	102-212	.481
<b>9.</b>	<b>Megan Grant</b>	<b>2026</b>	<b>66-139</b>	<b>.475</b>
10.	Stacey Nuveman	1997	84-184	.457
11.	Tanya Harding	1995	47-103	.456

### HITS

No.	Name	Year	GP	H
1.	Natasha Watley	2002	64	112
2.	Christie Ambrosi	1999	68	103
3.	Natasha Watley	2003	61	102
4.	Natasha Watley	2001	68	101
5.	Savannah Pola	2025	68	98
6.	Allexis Bennett	2015	63	93
7.	Jennifer Brundage	1995	56	87
<b>8.</b>	<b>Jordan Woolery</b>	<b>2026</b>	<b>55</b>	<b>86</b>
	Jordan Woolery	2025	68	86
	Kylee Perez	2017	63	86
11.	Kelly Howard	1996	58	84
	Stacey Nuveman	1997	63	84
	Aaliyah Jordan	2018	65	84

### TOTAL BASES

No.	Name	Year	GP	TB
<b>1.</b>	<b>Jordan Woolery</b>	<b>2026</b>	<b>55</b>	<b>203</b>
2.	Stacey Nuveman	1999	69	187
3.	Jordan Woolery	2025	68	180
<b>4.</b>	<b>Megan Grant</b>	<b>2026</b>	<b>55</b>	<b>187</b>
5.	Tairia Mims	2003	61	165
6.	Stacey Nuveman	2002	64	164
	B.B. Bates	2013	60	164
8.	Delaney Spaulding	2015	63	161
9.	Stacey Nuveman	1997	63	157
10.	Savannah Pola	2025	68	155
	Christie Ambrosi	1999	68	155
12.	Megan Grant	2025	67	154
	Natasha Watley	2003	61	154

## 2026 HOME RUN BREAKDOWN (cont.)

No.	Player	Date	Opponent	On Base	Inn.	Outs	Count	Score	Final
155	Megan Grant	April 24	at Washington	0	1	1	0-0	0-0	W, 7-5
156	Megan Grant	April 24	at Washington	0	3	0	1-2	1-0	W, 7-5
157	Bri Alejandre	April 24	at Washington	0	4	0	1-0	2-0	W, 7-5
158	Bri Alejandre	April 24	at Washington	1	7	1	2-2	5-5	W, 7-5
159	Aleena Garcia	April 25	at Washington	1	2	1	2-1	0-1	W, 7-2
160	Rylee Slimp	April 25	at Washington	0	3	1	3-1	2-2	W, 7-2
161	Jordan Woolery	April 25	at Washington	0	3	2	3-1	3-2	W, 7-2
162	Megan Grant	April 25	at Washington	0	7	0	3-1	6-2	W, 7-2
163	Rylee Slimp	April 26	at Washington	2	5	1	1-2	5-1	W, 9-1
164	Jolyna Lamar	May 1	Oregon	0	5	0	2-2	0-2	L, 2-8
165	Megan Grant	May 2	Oregon	1	1	0	2-2	0-1	L, 11-13
166	Kaniya Bragg	May 2	Oregon	1	2	0	3-1	2-3	L, 11-13
167	Rylee Slimp	May 2	Oregon	1	2	1	3-2	4-3	L, 11-13
168	Jordan Woolery	May 2	Oregon	1	5	0	0-1	6-9	L, 11-13
169	Bri Alejandre	May 2	Oregon	2	7	0	2-2	8-13	L, 11-13
170	Aleena Garcia	May 3	Oregon	1	1	2	0-2	0-0	W, 11-3
171	Sofia Mujica	May 3	Oregon	1	2	1	0-1	2-0	W, 11-3
172	Rylee Slimp	May 3	Oregon	0	4	0	2-1	8-3	W, 11-3
173	Jordan Woolery	May 3	Oregon	1	4	0	1-1	9-3	W, 11-3
174	Megan Grant	May 7	vs. Penn State	0	1	1	0-0	0-0	W, 6-1
175	Aleena Garcia	May 7	vs. Penn State	1	1	1	3-1	1-0	W, 6-1
176	Bri Alejandre	May 7	vs. Penn State	0	1	1	2-2	3-0	W, 6-1
177	Alexis Ramirez	May 7	vs. Penn State	0	3	0	1-1	4-0	W, 6-1
178	Soo-Jin Berry	May 8	vs. Wisconsin	<sup>CS</sup> 3	1	2	0-1	2-0	W, 19-5
179	Megan Grant	May 8	vs. Wisconsin	0	2	1	1-2	6-2	W, 19-5
180	Kaniya Bragg	May 8	vs. Wisconsin	1	3	0	1-1	7-2	W, 19-5
181	Rylee Slimp	May 8	vs. Wisconsin	1	4	0	3-2	15-3	W, 19-5
182	Megan Grant	May 9	vs. Nebraska	0	3	2	0-2	1-0	L, 2-7

<sup>L</sup> leadoff home run in 1st inning

<sup>CS</sup> grand slam

<sup>B</sup> back-to-back home runs

<sup>P</sup> pinch-hit home run

**Notes:** UCLA has scored 339 of its 594 runs this year via home runs (57.1%). UCLA has hit 14 grand slams this year. UCLA has hit back-to-back home runs 13 times this year and back-to-back-to-back home runs four times. Rylee Slimp has hit all five of UCLA's lead-off home runs this year. Soo-Jin Berry has hit UCLA's only pinch-hit home run this year (at Long Beach State on April 15).

UCLA has broken the Big Ten Conference single-season home run record this year (previously 147 by Ohio State in 2025). UCLA has also broken the program record for home runs in a single season (previously 108 in 2010).

## UCLA SINGLE-GAME RECORDS THIS SEASON

### TEAM

#### RUNS SCORED

R	Opponent	Date
<b>27</b>	<b>at Long Beach State</b>	<b>4/15/26</b>
27	vs. Santa Clara	2/17/19
26	vs. Weber State	3/1/25
24	at LMU	2/14/12
<b>23</b>	<b>vs. Auburn</b>	<b>2/19/26</b>
22	vs. CSUN	2/10/22
22	vs. Weber State	2/11/17
22	vs. Sacramento State	2/9/06
22	at UC Riverside	5/20/75

#### RUNS SCORED, INNING

R	Opponent (Inning)	Date
<b>18*</b>	<b>vs. Auburn (3rd)</b>	<b>2/19/26</b>
16	vs. UC Riverside (1st)	2/17/19
<b>14</b>	<b>at Illinois (7th)</b>	<b>4/10/26</b>
13	vs. CSUN (1st)	2/10/22
13	vs. Pittsburgh (1st)	2/9/20
13	vs. Cal Poly Pomona (5th)	4/21/92

\* tied for 2nd-most in NCAA Division I history

#### WALKS

R	Opponent	Date
<b>16</b>	<b>at Long Beach State</b>	<b>4/15/26</b>
15	vs. Syracuse	2/9/07
14	vs. Sacramento State	2/9/06
13	vs. Utah Valley	3/12/16
13	vs. North Dakota State	2/12/11
<b>12</b>	<b>vs. Seattle U</b>	<b>2/28/26</b>
12	vs. New Mexico	2/23/14
12	vs. Arizona	4/30/94
<b>11</b>	<b>at Cal State Fullerton</b>	<b>4/7/26</b>
<b>11</b>	<b>vs. BYU</b>	<b>2/28/26</b>
11	vs. Florida State	2/16/24
11	vs. Long Beach State	4/21/14
11	vs. Cal State Fullerton	3/30/04

### INDIVIDUAL

#### HOME RUNS

HR	Player	Opponent	Date
<b>3</b>	<b>Megan Grant</b>	<b>vs. UC Riverside</b>	<b>2/8/26</b>
3	Monica Harrison	at Arizona State	4/26/09

47 other UCLA student-athletes have recorded a 2-HR game.

#### RUNS BATTED IN

RBI	Player	Opponent	Date
8	Sofia Mujica	vs. Weber State	3/1/25
8	Amanda Kamekona	vs. Santa Clara	2/9/08
<b>7</b>	<b>Jordan Woolery</b>	<b>vs. California</b>	<b>4/18/26</b>
<b>7</b>	<b>Bri Alejandre</b>	<b>at Rutgers</b>	<b>3/23/26</b>
<b>7</b>	<b>Jolyna Lamar</b>	<b>vs. East Texas A&amp;M</b>	<b>2/27/26</b>
<b>7</b>	<b>Ramsey Suarez</b>	<b>vs. Auburn</b>	<b>2/19/26</b>
7	Megan Grant	vs. Ohio State	4/4/25
7	Brianna Tautalafua	vs. UC Riverside	2/11/18
7	B.B. Bates	vs. CSU Bakersfield	5/4/13
7	Samantha Camuso	vs. Santa Clara	2/9/08
7	Julie Marshall	at Oregon	4/17/99

#### WALKS

BB	Player	Opponent	Date
5	Jennifer Brundage	vs. Arizona	4/30/94
<b>4</b>	<b>Megan Grant</b>	<b>at Long Beach State</b>	<b>4/15/26</b>
<b>4</b>	<b>Megan Grant</b>	<b>vs. BYU</b>	<b>2/28/26</b>
<b>4</b>	<b>Bri Alejandre</b>	<b>vs. Florida</b>	<b>2/27/26</b>

A UCLA player has recorded 4 walks in a game 8 other times.

#### HIT-BY-PITCHES

HBP	Player	Opponent	Date
<b>3</b>	<b>Rylee Slimp</b>	<b>vs. Texas A&amp;M</b>	<b>2/22/26</b>
3	Katie Schroeder	vs. Baylor	3/3/12

#### HOME RUNS

R	Opponent	Date
<b>8</b>	<b>at Illinois</b>	<b>4/10/26</b>
<b>8</b>	<b>at Rutgers</b>	<b>3/21/26</b>
<b>8</b>	<b>vs. UC Riverside</b>	<b>2/8/26</b>
7	at Arizona	4/19/13
7	at Arizona State	4/26/09
7	vs. Wright State	2/18/07
<b>6</b>	<b>vs. California</b>	<b>4/18/26</b>
<b>6</b>	<b>vs. California Baptist</b>	<b>4/14/26</b>
<b>6</b>	<b>at Illinois</b>	<b>4/12/26</b>
<b>6</b>	<b>vs. LMU</b>	<b>3/11/26</b>
6	vs. Weber State	2/11/17
6	vs. Louisiana-Monroe	2/17/13
6	vs. Nebraska	2/13/04
<b>5</b>	<b>vs. Oregon</b>	<b>5/2/26</b>
<b>5</b>	<b>at Long Beach State</b>	<b>4/15/26</b>
<b>5</b>	<b>at Cal State Fullerton</b>	<b>4/7/26</b>
<b>5</b>	<b>vs. East Texas A&amp;M</b>	<b>2/27/26</b>
<b>5</b>	<b>vs. Utah</b>	<b>2/7/26</b>

UCLA has hit exactly 5 home runs in a game 11 other times.

#### HOME RUNS, INNING

R	Opponent (Inning)	Date
<b>6*</b>	<b>at Illinois (7th)</b>	<b>4/10/26</b>
<b>5*</b>	<b>vs. UC Riverside (1st)</b>	<b>2/8/26</b>
<b>4*</b>	<b>at Rutgers (2nd)</b>	<b>3/21/26</b>

\* tied for 2nd-most in NCAA Division I history

^ tied for 4th-most in NCAA Division I history

## UCLA'S RICH SOFTBALL HISTORY

by the numbers

<b>13</b>	NATIONAL CHAMPIONSHIPS (12 NCAA, 1 AIAW)
<b>33</b>	WCWS APPEARANCES
<b>41</b>	NCAA TOURNAMENT APPEARANCES
<b>18</b>	CONFERENCE CHAMPIONSHIPS
<b>19</b>	OLYMPIANS (15 USA, 3 AUS, 1 PR)
<b>10</b>	OLYMPIC GOLD MEDALISTS
<b>12</b>	HONDA SPORT AWARDS
<b>4</b>	HONDA CUPS
<b>71</b>	ALL-AMERICANS (136 CITATIONS)
<b>35</b>	FIRST TEAM ALL-AMERICANS (78 CITATIONS)
<b>20</b>	CONFERENCE PLAYER OF THE YEAR HONORS
<b>5</b>	CONFERENCE PITCHER OF THE YEAR HONORS
<b>10</b>	CONFERENCE FRESHMAN OF THE YEAR HONORS
<b>12</b>	CONFERENCE COACH OF THE YEAR HONORS
<b>3</b>	USA SOFTBALL PLAYER OF THE YEAR HONORS
<b>21</b>	UCLA ATHLETIC HALL OF FAMERS
<b>3</b>	NFCA HALL-OF-FAME COACHES

### LEARNING MORE ABOUT UCLA

- UCLA was ranked the No. 1 public university in the nation for the seventh year in a row in 2024 (U.S. News & World Report).

- UCLA is the most applied-to university in the country. For fall 2024, UCLA received 173,400 applications for undergraduate admission.

- Nearly a third of undergraduates earning a degree are the first in their families to graduate from a four-year college or university.

- UCLA has approximately 5,400 faculty members, including recipients of the Nobel Prize, the Pulitzer Prize, the National Medal of Science, and Guggenheim, MacArthur and other prestigious fellowships, grants and awards.

- UCLA holds more than 1,200 active U.S. patents and over 1,800 foreign patents in its portfolio based on discoveries by UCLA researchers.

- Eight Alumni Nobel Laureates

- 11 Rhodes Scholars

- Three Pulitzer Prize winners

- Famous alumni include Jackie Robinson, Kareem Abdul-Jabbar, Arthur Ashe, Troy Aikman, Bill Walton, Ann Meyers-Drysdale, Reggie Miller, Jackie Joyner-Kersey, Rafer Johnson, Florence Griffith-Joyner, Sean Astin, Carol Burnett, Nicolas Cage, Francis Ford Coppola, Mark Harmon, Tim Robbins, Ben Stiller, Michelle Kwan, Jim Morrison, Randy Newman, Mo Ostin and Tom Bradley.

## SERIES HISTORIES IN THE NCAA LOS ANGELES REGIONAL

### UCLA vs. Cal State Fullerton

**Overall Record:** UCLA leads, 61-34-1

**Record at UCLA:** UCLA leads, 32-15-1

**Record at Cal State Fullerton:** UCLA leads, 23-12

**Neutral-Site Record:** Fullerton leads, 7-6

**NCAA Tournament Record:** UCLA leads, 17-5

**WCWS Record:** UCLA leads, 3-2

Date	Site	Result	Score
4/7/26	A	W	13-11
4/30/25	H	W	4-2
2/28/25	A	W	6-2
4/9/24	H	W	8-0 (6)
3/5/23	A	W	6-2
2/9/23	H	W	3-0
4/27/22	H	W	13-0 (5)
3/3/21	H	W	9-1 (5)
2/20/21	A	W	10-4
2/20/21	A	W	6-2
3/26/19	H	W	5-1
5/20/18	H	W	6-4
5/20/18	H	W	3-0
5/19/18	H	L	2-3 (9)
5/1/18	A	W	5-3
5/21/17	H	W	9-1
4/18/17	H	W	7-3
3/4/17	A	W	2-0
5/22/16	H	W	5-4
5/21/16	H	W	3-2
3/29/16	A	W	5-4
4/8/15	H	W	9-1 (5)
4/10/14	A	W	5-2
2/26/13	H	L	5-11
3/12/11	N	W	11-2 (5)
2/24/10	H	W	9-6
2/25/09	A	W	6-2
5/16/08	H	W	8-3
3/12/08	H	L	0-1 (8)
3/7/07	A	W	8-1
3/8/06	H	W	1-0 (10)
5/22/05	H	W	3-1
5/22/05	H	W	6-0
5/21/05	H	L	1-2 (11)
3/29/05	A	W	8-0 (6)
2/6/05	H	W	6-0
2/5/05	H	L	3-4
3/30/04	H	W	4-3
3/25/03	A	W	8-2
3/25/03	A	W	11-2 (5)
2/1/03	H	L	0-2
2/27/02	H	W	5-2
2/27/02	H	L	1-3
2/23/01	N	W	4-0
2/7/01	A	W	18-3 (5)
2/7/01	A	W	6-0
5/19/96	A	W	7-2
5/19/96	A	W	14-1 (5)
5/17/96	A	L	1-5
5/22/93	H	W	1-0
5/21/93	H	W	2-1 (9)
2/17/91	N	W	4-0
4/25/90	H	W	1-0
4/25/90	H	W	5-0
2/17/90	N	L	0-5
2/11/90	A	L	0-2
2/10/90	A	W	1-0
4/25/89	A	W	2-1 (9)
4/25/89	A	L	6-7 (15)
5/21/88	H	W	2-0
5/20/88	H	W	3-0
4/8/88	H	L	4-6
4/8/88	H	W	6-1

### continued ...

Date	Site	Result	Score
5/23/87	N	W	1-0
4/23/87	A	L	0-2
4/23/87	A	W	3-1
4/26/86	H	W	6-0
4/26/86	H	L	2-3
3/9/86	N	L	1-2 (10)
5/26/85	N	W	1-0
5/24/85	N	L	0-2
5/11/85	A	L	0-1
5/11/85	A	L	1-2
5/7/84	H	W	2-0 (8)
5/7/84	H	L	4-5
5/28/83	N	L	1-6
5/3/83	A	W	1-0
5/3/83	A	L	0-1
4/5/83	H	L	0-5
4/5/83	H	W	4-1
5/30/82	N	W	1-0 (10)
4/28/82	A	L	0-1
4/28/82	A	L	1-2 (17)
4/20/82	H	T	0-0 (17)
4/20/82	H	L	1-3
5/24/81	N	L	4-5
5/7/81	N	L	0-1
4/17/81	H	L	2-3
4/17/81	H	L	3-4
3/20/81	A	L	1-7
3/20/81	A	L	0-2
5/8/80	N	L	forfeit
5/2/80	H	L	0-1
5/2/80	H	W	7-1
4/9/80	A	L	0-2
4/9/80	A	W	3-0

### UCLA vs. South Carolina

**Overall Record:** UCLA leads, 15-2

**Record at UCLA:** Tied, 0-0

**Record at South Carolina:** UCLA leads, 4-2

**Neutral-Site Record:** UCLA leads, 11-0

**NCAA Tournament Record:** UCLA leads, 6-2

**WCWS Record:** UCLA leads, 2-0

Date	Site	Result	Score
2/21/26	N	W	5-4
5/25/25	A	W	5-0
5/24/25	A	W	5-4
5/23/25	A	L	2-9
3/5/17	N	W	5-2
2/15/08	N	W	6-2
2/14/03	N	W	12-0 (5)
5/19/02	A	W	1-0
5/19/02	A	L	1-2
2/21/97	N	W	1-0
5/21/94	A	W	3-1
3/13/94	N	W	5-0
2/27/94	N	W	8-1
2/25/94	N	W	10-2 (6)
5/24/89	N	W	3-0
5/28/83	N	W	2-1 (17)
5/21/81	N	W	3-0

### UCLA vs. California Baptist

**Overall Record:** UCLA leads, 2-0

**Record at UCLA:** UCLA leads, 1-0

**Record at California Baptist:** UCLA leads, 1-0

**NCAA Tournament Record:** Tied, 0-0

Date	Site	Result	Score
4/14/26	H	W	13-6
4/8/25	A	W	10-1 (5)

# OVERALL STATISTICS

Overall: 47-8    Home: 18-2    Away: 12-2    Neutral: 17-4    Big Ten: 20-4

Player	avg	gp-gs	ab	r	h	2b	3b	hr	rbi	tb	slg%	bb	hp	so	gdp	ob%	sf	sh	sb-att	po	a	e	fld%	
15 Woolery, Jordan	.515	55-55	167	72	86	14	2	33	107	203	1.216	43	4	11	2	.613	3	0	0-0	317	18	3	.991	
43 Grant, Megan	.475	55-55	139	79	66	7	0	38	78	187	1.345	64	12	12	1	.645	5	0	0-0	37	2	3	.929	
29 Slimp, Rylee	.449	55-55	178	88	80	14	4	14	51	144	.809	26	14	19	1	.548	1	0	3-3	59	2	4	.938	
33 Bragg, Kaniya	.398	55-55	176	62	70	11	0	16	59	129	.733	34	3	21	2	.500	1	0	0-0	80	89	5	.971	
28 Ramirez, Alexis	.388	43-38	116	32	45	7	0	13	42	91	.784	19	3	9	2	.475	3	0	1-1	187	22	5	.977	
21 Garcia, Aleena	.364	55-55	154	55	56	12	0	17	56	119	.773	34	9	17	3	.495	3	2	2-4	86	101	7	.964	
7 Lamar, Jolyna	.336	50-41	116	41	39	7	1	12	34	84	.724	20	0	31	2	.434	0	0	0-0	49	4	2	.964	
22 Alejandro, Bri	.320	55-55	169	52	54	13	0	21	74	130	.769	20	5	24	2	.397	5	0	0-0	47	86	8	.943	
31 Suarez, Ramsey	.300	44-27	90	19	27	6	1	7	33	56	.622	7	4	22	0	.373	1	1	1-1	6	0	0	1.000	
0 Mujica, Sofia	.283	27-22	60	12	17	1	0	8	14	42	.700	7	0	12	1	.358	0	0	0-0	66	10	1	.987	
-----																								
4 Pinedo, Rylee	.429	46-0	7	22	3	1	0	0	1	4	.571	0	0	1	0	.429	0	0	2-2	10	0	0	1.000	
26 Leyva, Jazmine	.364	11-2	11	6	4	3	0	1	2	10	.909	1	0	2	0	.417	0	0	0-0	7	0	0	1.000	
11 Berry, Soo-Jin	.273	30-13	44	12	12	3	0	2	10	21	.477	9	0	9	0	.389	1	0	0-1	0	0	0	.000	
56 Phillips, Mia	.245	47-22	53	19	13	4	1	0	6	19	.358	5	3	10	0	.339	1	2	3-3	25	5	1	.968	
5 Meono, Saydrie	.000	39-0	3	10	0	0	0	0	0	0	.000	0	0	0	0	.000	0	0	0-0	4	1	1	.833	
38 Mercado, Jaella Ann	.000	38-0	0	13	0	0	0	0	0	0	.000	0	0	0	0	.000	0	0	3-3	2	0	1	.667	
Totals	.386	55	1483	594	572	103	9	182	567	1239	.835	289	57	200	16	.495	24	5	15-18	988	386	41	.971	
Opponents	.277	55	1312	239	364	68	8	55	223	613	.467	161	53	245	14	.377	6	15	10-20	924	346	82	.939	

LOB - Team (341), Opp (321). DPs turned - Team (21), Opp (22). IBB - Team (6), Woolery 4, Grant 2, Opp (3). Picked off - Garcia 1.

## (All games Sorted by Earned run avg)

Player	era	w-l	app	gs	cg	sho	sv	ip	h	r	er	bb	so	2b	3b	hr	b/avg	wp	hp	bk	sfa	sha
23 Tinsley, Taylor	2.87	28-6	40	25	20	5/2	0	185.2	180	98	76	75	155	33	3	23	.249	7	21	0	2	9
10 Somerndike, Sydney	5.86	6-0	14	6	2	1/2	0	28.2	33	26	24	15	18	7	1	5	.297	3	5	0	2	2
55 Nally, Brynne	5.92	4-1	21	10	1	1/3	0	47.1	61	43	40	25	21	17	0	11	.316	4	4	0	1	4
3 Cable, Natalie	6.72	9-1	22	14	3	0/1	0	67.2	90	72	65	46	51	11	4	16	.315	6	23	0	1	0
Totals	4.36	47-8	55	55	26	10/3	0	329.1	364	239	205	161	245	68	8	55	.277	20	53	0	6	15
Opponents	11.66	8-47	55	55	5	1/0	2	308.0	572	594	513	289	200	103	9	182	.386	33	57	0	24	5

PB - Team (1), Ramirez 1, Opp (13). Pickoffs - Team (1), Ramirez 1, Opp (1). SBA/ATT - Ramirez (3-9), Cable (4-8), Tinsley (3-7), Mujica (4-7), Nally (1-3), Leyva (3-3), Somerndike (2-2).

## STARTERS SUMMARY

Player	GS	Position										Batting Order															
		p	c	1b	2b	3b	ss	lf	cf	rf	of	dh	1st	2nd	3rd	4th	5th	6th	7th	8th	9th						
43 Grant, Megan	55	.	.	.	.	.	.	.	.	.	.	.	.	.	.	.	.	.	.	.	.	.	.				
29 Slimp, Rylee	55	.	.	.	.	.	.	47	3	.	.	.	.	.	.	.	.	.	.	.	.	.	.				
15 Woolery, Jordan	55	.	.	55	.	.	.	.	.	.	.	.	.	.	.	.	.	.	.	.	.	.	.				
33 Bragg, Kaniya	55	.	.	.	55	.	.	.	.	.	.	.	.	.	.	.	.	.	.	.	.	.	.				
21 Garcia, Aleena	55	.	.	.	.	.	55	.	.	.	.	.	.	.	.	.	.	.	.	.	.	.	.				
22 Alejandro, Bri	55	.	.	.	.	55	.	.	.	.	.	.	.	.	.	.	.	.	.	.	.	.	.				
7 Lamar, Jolyna	41	.	.	.	.	.	.	6	33	2	.	.	.	.	.	.	.	.	.	.	4	1	36				
28 Ramirez, Alexis	38	.	33	.	.	.	.	.	.	.	.	.	.	.	.	.	.	.	.	.	1	8	3	10	16	.	
31 Suarez, Ramsey	27	.	.	.	.	.	.	.	.	.	.	.	.	.	.	.	.	.	.	.	.	.	.	.	.	.	
23 Tinsley, Taylor	25	25	.	.	.	.	.	.	.	.	.	.	.	.	.	.	.	.	.	.	.	.	.	.	.	.	
56 Phillips, Mia	22	.	.	.	.	.	.	2	19	1	.	.	.	.	.	.	.	.	.	.	.	.	.	3	19	.	
0 Mujica, Sofia	22	.	20	.	.	.	.	.	.	.	.	.	.	.	.	.	.	.	.	.	.	.	.	2	2	18	.
3 Cable, Natalie	14	14	.	.	.	.	.	.	.	.	.	.	.	.	.	.	.	.	.	.	.	.	.	.	.	.	.
11 Berry, Soo-Jin	13	.	.	.	.	.	.	.	.	.	.	.	.	.	.	.	.	.	.	.	.	.	.	.	.	.	.
55 Nally, Brynne	10	10	.	.	.	.	.	.	.	.	.	.	.	.	.	.	.	.	.	.	.	.	.	.	.	.	.
10 Somerndike, Syd	6	6	.	.	.	.	.	.	.	.	.	.	.	.	.	.	.	.	.	.	.	.	.	.	.	.	.
26 Leyva, Jazmine	2	.	2	.	.	.	.	.	.	.	.	.	.	.	.	.	.	.	.	.	.	.	.	.	.	.	.

# BIG TEN TOURNAMENT STATISTICS

Overall: 2-1 Home: 0-0 Away: 0-0 Neutral: 2-1

Player	avg	gp-gs	ab	r	h	2b	3b	hr	rbi	tb	slg%	bb	hp	so	gdp	ob%	sf	sh	sb-att	po	a	e	fld%	
15 Woolery, Jordan	.556	3-3	9	2	5	2	0	0	1	7	.778	2	0	0	0	.636	0	0	0-0	20	1	0	1.000	
43 Grant, Megan	.429	3-3	7	4	3	0	0	3	3	12	1.714	4	0	1	0	.636	0	0	0-0	3	0	0	1.000	
22 Alejandre, Bri	.375	3-3	8	3	3	0	0	1	2	6	.750	1	0	2	0	.400	1	0	0-0	2	4	2	.750	
7 Lamar, Jolyna	.375	3-3	8	1	3	2	1	0	3	7	.875	0	0	3	0	.375	0	0	0-0	1	0	1	.500	
28 Ramirez, Alexis	.375	3-3	8	4	3	0	0	1	1	6	.750	2	0	0	0	.500	0	0	0-0	17	0	1	.944	
29 Slimp, Rylee	.364	3-3	11	3	4	1	0	1	3	8	.727	0	0	2	0	.364	0	0	0-0	3	0	0	1.000	
33 Bragg, Kaniya	.333	3-3	9	3	3	1	0	1	3	7	.778	2	0	2	0	.455	0	0	0-0	5	6	1	.917	
11 Berry, Soo-Jin	.286	3-3	7	2	2	1	0	1	4	6	.857	1	0	2	0	.375	0	0	0-0	0	0	0	.000	
21 Garcia, Aleena	.250	3-3	8	3	2	0	0	1	2	5	.625	3	0	1	1	.455	0	0	0-0	2	6	0	1.000	
-----																								
26 Leyva, Jazmine	1.000	1-0	1	1	1	1	0	0	1	2	2.000	0	0	0	0	1.000	0	0	0-0	0	0	0	.000	
31 Suarez, Ramsey	.500	2-0	2	0	1	1	0	0	2	2	1.000	0	0	1	0	.500	0	0	0-0	0	0	0	.000	
0 Mujica, Sofia	.000	1-0	1	0	0	0	0	0	0	0	.000	0	0	0	0	.000	0	0	0-0	0	2	0	1.000	
4 Pinedo, Rylee	.000	2-0	0	1	0	0	0	0	0	0	.000	0	0	0	0	.000	0	0	0-0	0	0	0	.000	
5 Meono, Saydrie	.000	1-0	0	0	0	0	0	0	0	0	.000	0	0	0	0	.000	0	0	0-0	0	0	0	.000	
38 Mercado, Jaella Ann	.000	1-0	0	0	0	0	0	0	0	0	.000	0	0	0	0	.000	0	0	0-0	0	0	0	.000	
56 Phillips, Mia	.000	2-0	0	0	0	0	0	0	0	0	.000	0	0	0	0	.000	0	0	0-0	1	0	0	1.000	
Totals	.380	3	79	27	30	9	1	9	25	68	.861	15	0	14	1	.474	1	0	0-0	54	20	5	.937	
Opponents	.257	3	70	13	18	3	0	4	9	33	.471	8	4	17	2	.361	1	2	1-1	51	15	2	.971	

LOB - Team (17), Opp (18). DPs turned - Team (2), Opp (2). IBB - Team (1), Woolery 1, Opp (1).

## (Big Ten Tournament Sorted by Earned run avg)

Player	era	w-l	app	gs	cg	sho	sv	ip	h	r	er	bb	so	2b	3b	hr	b/avg	wp	hp	bk	sfa	sha
23 Tinsley, Taylor	2.47	2-1	3	3	2	0/0	0	17.0	17	11	6	7	15	3	0	3	.258	1	4	0	1	2
3 Cable, Natalie	14.00	0-0	1	0	0	0/0	0	1.0	1	2	2	1	2	0	0	1	.250	0	0	0	0	0
Totals	3.11	2-1	3	3	2	0/0	0	18.0	18	13	8	8	17	3	0	4	.257	1	4	0	1	2
Opponents	8.65	1-2	3	3	1	0/0	0	17.0	30	27	21	15	14	9	1	9	.380	0	0	0	1	0

SBA/ATT - Ramirez (1-1), Tinsley (1-1).

# HOME GAMES STATISTICS

Overall: 18-2 Home: 18-2

Player	avg	gp-gs	ab	r	h	2b	3b	hr	rbi	tb	slg%	bb	hp	so	gdp	ob%	sf	sh	sb-att	po	a	e	fld%		
15 Woolery, Jordan	.698	20-20	63	32	44	6	0	20	53	110	1.746	10	0	1	1	.730	1	0	0-0	127	6	2	.985		
28 Ramirez, Alexis	.525	15-13	40	10	21	3	0	4	17	36	.900	5	1	2	2	.587	0	0	0-0	54	7	2	.968		
29 Slimp, Rylee	.500	20-20	58	30	29	3	2	8	21	60	1.034	10	7	4	1	.613	0	0	0-0	23	0	1	.958		
43 Grant, Megan	.481	20-20	52	28	25	3	0	13	27	67	1.288	21	3	2	1	.636	1	0	0-0	13	1	1	.933		
21 Garcia, Aleena	.400	20-20	50	19	20	3	0	5	18	38	.760	13	4	5	1	.544	1	0	0-0	36	33	1	.986		
0 Mujica, Sofia	.364	8-8	22	9	8	1	0	6	11	27	1.227	2	0	1	1	.417	0	0	0-0	19	4	1	.958		
33 Bragg, Kaniya	.333	20-20	57	20	19	2	0	5	16	36	.632	12	1	5	2	.457	0	0	0-0	27	38	2	.970		
7 Lamar, Jolyna	.300	20-17	40	17	12	2	0	5	10	29	.725	13	0	6	2	.472	0	0	0-0	23	1	1	.960		
31 Suarez, Ramsey	.259	17-10	27	7	7	3	0	2	8	16	.593	3	1	7	0	.355	0	0	0-0	1	0	0	1.000		
22 Alejandre, Bri	.203	20-20	59	13	12	3	0	4	21	27	.458	3	1	7	1	.246	2	0	0-0	10	38	3	.941		
-----																									
26 Leyva, Jazmine	.400	4-1	5	2	2	1	0	1	1	6	1.200	0	0	0	0	.400	0	0	0-0	4	0	0	1.000		
11 Berry, Soo-Jin	.235	13-5	17	5	4	1	0	0	1	5	.294	4	0	1	0	.381	0	0	0-0	0	0	0	.000		
56 Phillips, Mia	.091	15-6	11	7	1	0	0	0	0	1	.091	3	1	1	0	.333	0	0	1-1	6	0	1	.857		
4 Pinedo, Rylee	.000	19-0	1	8	0	0	0	0	0	0	.000	0	0	0	0	.000	0	0	0-0	5	0	0	1.000		
38 Mercado, Jaella Ann	.000	14-0	0	4	0	0	0	0	0	0	.000	0	0	0	0	.000	0	0	1-1	0	0	0	.000		
5 Meono, Saydrie	.000	12-0	0	3	0	0	0	0	0	0	.000	0	0	0	0	.000	0	0	0-0	1	0	0	1.000		
Totals	.406	20	502	214	204	31	2	73	204	458	.912	99	19	42	12	.515	5	0	2-2	351	145	15	.971		
Opponents	.267	20	461	76	123	22	2	15	72	194	.421	46	16	75	5	.351	4	6	0-4	302	125	31	.932		

LOB - Team (109), Opp (106). DPs turned - Team (7), Opp (13). IBB - Team (3), Woolery 2, Grant 1. Picked off - Garcia 1.

## (Home games Sorted by Earned run avg)

Player	era	w-l	app	gs	cg	sho	sv	ip	h	r	er	bb	so	2b	3b	hr	b/avg	wp	hp	bk	sfa	sha
23 Tinsley, Taylor	2.77	11-2	14	9	9	3/1	0	70.2	70	36	28	24	46	13	1	7	.255	4	6	0	1	3
3 Cable, Natalie	3.00	3-0	7	6	3	0/1	0	23.1	22	14	10	10	18	2	1	5	.239	1	6	0	0	0
10 Somerndike, Sydney	4.00	2-0	4	1	0	0/1	0	7.0	6	5	4	4	6	1	0	1	.250	0	2	0	2	0
55 Nally, Brynne	8.31	2-0	7	4	0	0/1	0	16.0	25	21	19	8	5	6	0	2	.357	3	2	0	1	3
Totals	3.65	18-2	20	20	12	4/1	0	117.0	123	76	61	46	75	22	2	15	.267	8	16	0	4	6
Opponents	13.14	2-18	20	20	0	0/0	1	100.2	204	214	189	99	42	31	2	73	.406	16	19	0	5	0

PB - Team (0), Opp (1). Pickoffs - Team (0), Opp (1). SBA/ATT - Tinsley (0-3), Ramirez (0-3), Cable (0-1), Mujica (0-1).

# AWAY GAMES STATISTICS

Overall: 12-2      Away: 12-2

Player	avg	gp-gs	ab	r	h	2b	3b	hr	rbi	tb	slg%	bb	hp	so	gdp	ob%	sf	sh	sb-att	po	a	e	fld%	
43 Grant, Megan	.452	14-14	42	23	19	1	0	10	19	50	1.190	12	3	5	0	.576	2	0	0-0	14	0	1	.933	
29 Slimp, Rylee	.440	14-14	50	26	22	4	2	4	17	42	.840	9	1	8	0	.533	0	0	2-2	16	0	1	.941	
22 Alejandro, Bri	.438	14-14	48	15	21	4	0	9	29	52	1.083	5	1	6	1	.491	1	0	0-0	11	14	2	.926	
33 Bragg, Kaniya	.396	14-14	48	21	19	3	0	6	16	40	.833	12	1	7	0	.525	0	0	0-0	21	24	2	.957	
15 Woolery, Jordan	.386	14-14	44	17	17	1	1	6	23	38	.864	16	0	2	1	.541	1	0	0-0	76	5	0	1.000	
7 Lamar, Jolyna	.375	14-14	40	17	15	2	0	5	10	32	.800	5	0	13	0	.444	0	0	0-0	20	3	0	1.000	
21 Garcia, Aleena	.370	14-14	46	17	17	5	0	7	18	43	.935	9	2	4	0	.491	0	0	1-2	23	29	5	.912	
28 Ramirez, Alexis	.297	12-12	37	10	11	2	0	4	10	25	.676	7	0	3	0	.400	1	0	0-0	54	7	1	.984	
0 Mujica, Sofia	.235	7-6	17	2	4	0	0	2	3	10	.588	0	0	7	0	.235	0	0	0-0	16	2	0	1.000	
31 Suarez, Ramsey	.200	11-9	25	2	5	0	0	1	4	8	.320	2	2	8	0	.310	0	1	0-0	0	0	0	.000	
-----																								
11 Berry, Soo-Jin	.625	6-1	8	3	5	1	0	1	5	9	1.125	3	0	1	0	.667	1	0	0-0	0	0	0	.000	
4 Pinedo, Rylee	.500	10-0	4	5	2	1	0	0	1	3	.750	0	0	1	0	.500	0	0	1-1	2	0	0	1.000	
56 Phillips, Mia	.250	12-0	8	1	2	0	0	0	2	2	.250	0	0	3	0	.222	1	0	1-1	4	3	0	1.000	
26 Leyva, Jazmine	.000	3-0	3	1	0	0	0	0	0	0	.000	1	0	2	0	.250	0	0	0-0	2	0	0	1.000	
5 Meono, Saydrie	.000	9-0	2	1	0	0	0	0	0	0	.000	0	0	0	0	.000	0	0	0-0	1	1	1	.667	
38 Mercado, Jaella Ann	.000	12-0	0	4	0	0	0	0	0	0	.000	0	0	0	0	.000	0	0	1-1	0	0	0	.000	
Totals	.377	14	422	165	159	24	3	55	157	354	.839	81	10	70	2	.481	7	1	6-7	261	100	13	.965	
Opponents	.260	14	339	60	88	19	1	14	55	151	.445	63	15	64	1	.397	1	2	5-8	267	102	23	.941	

LOB - Team (89), Opp (99). DPs turned - Team (3), Opp (5). IBB - Team (1), Grant 1.

## (Away games Sorted by Earned run avg)

Player	era	w-l	app	gs	cg	sho	sv	ip	h	r	er	bb	so	2b	3b	hr	b/avg	wp	hp	bk	sfa	sha
23 Tinsley, Taylor	2.30	7-1	10	5	4	0/1	0	45.2	35	18	15	26	44	6	0	6	.206	1	5	0	0	0
55 Nally, Brynne	4.30	1-1	7	4	1	1/1	0	14.2	19	10	9	10	3	8	0	3	.322	1	1	0	0	1
3 Cable, Natalie	7.50	3-0	7	4	0	0/0	0	18.2	22	21	20	20	14	3	0	4	.293	1	8	0	1	0
10 Somerndike, Sydney	8.75	1-0	5	1	1	0/0	0	8.0	12	11	10	7	3	2	1	1	.343	1	1	0	0	1
Totals	4.34	12-2	14	14	6	2/1	0	87.0	88	60	54	63	64	19	1	14	.260	4	15	0	1	2
Opponents	11.09	2-12	14	14	2	0/0	1	89.0	159	165	141	81	70	24	3	55	.377	5	10	0	7	1

PB - Team (0), Opp (6). SBA/ATT - Ramirez (2-4), Leyva (3-3), Tinsley (2-3), Nally (1-2), Somerndike (2-2), Mujica (0-1), Cable (0-1).

# NEUTRAL SITE GAMES STATISTICS

Overall: 17-4 Neutral: 17-4

Player	avg	gp-gs	ab	r	h	2b	3b	hr	rbi	tb	slg%	bb	hp	so	gdp	ob%	sf	sh	sb-att	po	a	e	fld%		
43 Grant, Megan	.489	21-21	45	28	22	3	0	15	32	70	1.556	31	6	5	0	.702	2	0	0-0	10	1	1	.917		
33 Bragg, Kaniya	.451	21-21	71	21	32	6	0	5	27	53	.746	10	1	9	0	.518	1	0	0-0	32	27	1	.983		
15 Woolery, Jordan	.417	21-21	60	23	25	7	1	7	31	55	.917	17	4	8	0	.561	1	0	0-0	114	7	1	.992		
29 Slimp, Rylee	.414	21-21	70	32	29	7	0	2	13	42	.600	7	6	7	0	.500	1	0	1-1	20	2	2	.917		
31 Suarez, Ramsey	.395	16-8	38	10	15	3	1	4	21	32	.842	2	1	7	0	.429	1	0	1-1	5	0	0	1.000		
22 Alejandre, Bri	.339	21-21	62	24	21	6	0	8	24	51	.823	12	3	11	0	.456	2	0	0-0	26	34	3	.952		
28 Ramirez, Alexis	.333	16-13	39	12	13	2	0	5	15	30	.769	7	2	4	0	.440	2	0	1-1	79	8	2	.978		
7 Lamar, Jolyna	.333	16-10	36	7	12	3	1	2	14	23	.639	2	0	12	0	.368	0	0	0-0	6	0	1	.857		
21 Garcia, Aleena	.328	21-21	58	19	19	4	0	5	20	38	.655	12	3	8	2	.453	2	2	1-2	27	39	1	.985		
56 Phillips, Mia	.294	20-16	34	11	10	4	1	0	4	16	.471	2	2	6	0	.368	0	2	1-1	15	2	0	1.000		
0 Mujica, Sofia	.238	12-8	21	1	5	0	0	0	0	5	.238	5	0	4	0	.385	0	0	0-0	31	4	0	1.000		
-----																									
26 Leyva, Jazmine	.667	4-1	3	3	2	2	0	0	1	4	1.333	0	0	0	0	.667	0	0	0-0	1	0	0	1.000		
4 Pinedo, Rylee	.500	17-0	2	9	1	0	0	0	0	1	.500	0	0	0	0	.500	0	0	1-1	3	0	0	1.000		
11 Berry, Soo-Jin	.158	11-7	19	4	3	1	0	1	4	7	.368	2	0	7	0	.238	0	0	0-1	0	0	0	.000		
5 Meono, Saydrie	.000	18-0	1	6	0	0	0	0	0	0	.000	0	0	0	0	.000	0	0	0-0	2	0	0	1.000		
38 Mercado, Jaella Ann	.000	12-0	0	5	0	0	0	0	0	0	.000	0	0	0	0	.000	0	0	1-1	2	0	1	.667		
Totals	.374	21	559	215	209	48	4	54	206	427	.764	109	28	88	2	.489	12	4	7-9	376	141	13	.975		
Opponents	.299	21	512	103	153	27	5	26	96	268	.523	52	22	106	8	.387	1	7	5-8	355	119	28	.944		

LOB - Team (143), Opp (116). DPs turned - Team (11), Opp (4). IBB - Team (2), Woolery 2, Opp (3).

## (Neutral site games Sorted by Earned run avg)

Player	era	w-l	app	gs	cg	sho	sv	ip	h	r	er	bb	so	2b	3b	hr	b/avg	wp	hp	bk	sfa	sha
23 Tinsley, Taylor	3.33	10-3	16	11	7	2/0	0	69.1	75	44	33	25	65	14	2	10	.271	2	10	0	1	6
55 Nally, Brynne	5.04	1-0	7	2	0	0/1	0	16.2	17	12	12	7	13	3	0	6	.266	0	1	0	0	0
10 Somerndike, Sydney	5.12	3-0	5	4	1	1/1	0	13.2	15	10	10	4	9	4	0	3	.288	2	2	0	0	1
3 Cable, Natalie	9.55	3-1	8	4	0	0/0	0	25.2	46	37	35	16	19	6	3	7	.387	4	9	0	0	0
Totals	5.03	17-4	21	21	8	4/1	0	125.1	153	103	90	52	106	27	5	26	.299	8	22	0	1	7
Opponents	10.83	4-17	21	21	3	1/0	0	118.1	209	215	183	109	88	48	4	54	.374	12	28	0	12	4

PB - Team (1), Ramirez 1, Opp (6). Pickoffs - Team (1), Ramirez 1. SBA/ATT - Cable (4-6), Mujica (4-5), Ramirez (1-2), Nally (0-1), Tinsley (1-1).

# BIG TEN CONFERENCE STATISTICS

Overall: 20-4 Home: 10-2 Away: 10-2

Player	avg	gp-gs	ab	r	h	2b	3b	hr	rbi	tb	slg%	bb	hp	so	gdp	ob%	sf	sh	sb-att	po	a	e	fld%
15 Woolery, Jordan	.521	24-24	71	28	37	6	0	13	41	82	1.155	20	0	1	2	.613	2	0	0-0	139	5	1	.993
43 Grant, Megan	.471	24-24	68	34	32	3	0	15	29	80	1.176	19	5	6	0	.596	2	0	0-0	24	1	1	.962
29 Slimp, Rylee	.451	24-24	82	33	37	6	2	8	26	71	.866	10	3	10	0	.526	0	0	1-1	25	0	2	.926
28 Ramirez, Alexis	.417	21-19	60	13	25	3	0	5	14	43	.717	8	0	4	2	.485	0	0	0-0	87	13	3	.971
21 Garcia, Aleena	.397	24-24	68	26	27	6	0	10	30	63	.926	14	3	7	1	.512	1	0	1-2	40	44	3	.966
22 Alejandre, Bri	.333	24-24	75	20	25	6	0	10	39	61	.813	6	2	11	1	.388	2	0	0-0	15	29	4	.917
33 Bragg, Kaniya	.311	24-24	74	27	23	2	0	6	15	43	.581	15	2	10	2	.440	0	0	0-0	35	47	3	.965
7 Lamar, Jolyna	.306	24-23	62	23	19	3	0	6	13	40	.645	10	0	16	2	.403	0	0	0-0	35	2	1	.974
0 Mujica, Sofia	.240	9-9	25	6	6	0	0	4	7	18	.720	2	0	8	0	.296	0	0	0-0	20	2	1	.957
31 Suarez, Ramsey	.216	19-14	37	6	8	1	0	3	10	18	.486	4	1	13	0	.310	0	0	0-0	1	0	0	1.000
-----																							
4 Pinedo, Rylee	.500	19-0	4	12	2	1	0	0	1	3	.750	0	0	1	0	.500	0	0	1-1	6	0	0	1.000
11 Berry, Soo-Jin	.375	12-4	16	4	6	2	0	0	4	8	.500	5	0	1	0	.500	1	0	0-0	0	0	0	.000
56 Phillips, Mia	.167	17-3	12	1	2	0	0	0	2	2	.167	0	0	3	0	.154	1	0	1-1	8	3	1	.917
5 Meono, Saydrie	.000	13-0	2	2	0	0	0	0	0	0	.000	0	0	0	0	.000	0	0	0-0	1	1	0	1.000
26 Leyva, Jazmine	.000	1-0	2	0	0	0	0	0	0	0	.000	0	0	1	0	.000	0	0	0-0	0	0	0	.000
38 Mercado, Jaella Ann	.000	18-0	0	6	0	0	0	0	0	0	.000	0	0	0	0	.000	0	0	2-2	0	0	0	.000
Totals	.378	24	658	241	249	39	2	80	231	532	.809	113	16	92	10	.475	9	0	6-7	438	170	20	.968
Opponents	.267	24	576	96	154	30	2	23	90	257	.446	83	25	99	4	.381	4	4	2-7	416	169	38	.939

LOB - Team (139), Opp (158). DPs turned - Team (7), Opp (13). IBB - Team (4), Grant 2, Woolery 2. Picked off - Garcia 1.

## (Big Ten games only Sorted by Earned run avg)

Player	era	w-l	app	gs	cg	sho	sv	ip	h	r	er	bb	so	2b	3b	hr	b/avg	wp	hp	bk	sfa	sha
23 Tinsley, Taylor	2.68	13-3	18	11	10	3/1	0	91.1	85	46	35	45	71	14	1	11	.241	4	10	0	1	1
3 Cable, Natalie	3.64	4-0	8	5	1	0/0	0	25.0	25	18	13	18	19	3	1	6	.250	1	10	0	0	0
55 Nally, Brynne	6.23	2-1	10	6	1	1/1	0	21.1	32	21	19	13	6	10	0	5	.356	4	2	0	1	2
10 Somerndike, Sydney	8.40	1-0	5	2	1	0/0	0	8.1	12	11	10	7	3	3	0	1	.364	0	3	0	2	1
Totals	3.69	20-4	24	24	13	5/1	0	146.0	154	96	77	83	99	30	2	23	.267	9	25	0	4	4
Opponents	10.40	4-20	24	24	2	0/0	2	138.2	249	241	206	113	92	39	2	80	.378	14	16	0	9	0

PB - Team (0), Opp (6). Pickoffs - Team (0), Opp (1). SBA/ATT - Ramirez (2-7), Tinsley (2-6), Nally (0-1).

## 2026 BIG TEN CONFERENCE STANDINGS

	BIG TEN				OVERALL			
	W	L	T	Pct.	W	L	T	Pct.
Nebraska	23	1	0	.958	46	6	0	.885
Oregon	20	4	0	.833	40	12	0	.769
<b>UCLA</b>	<b>20</b>	<b>4</b>	<b>0</b>	<b>.833</b>	<b>47</b>	<b>8</b>	<b>0</b>	<b>.855</b>
Indiana	17	7	0	.708	42	14	0	.750
Northwestern	16	8	0	.667	29	21	0	.580
Washington	16	8	0	.667	36	18	0	.667
Wisconsin	14	10	0	.583	32	19	0	.627
Ohio State	13	11	0	.542	26	27	0	.491
Michigan	11	13	0	.458	34	20	0	.630
Penn State	11	13	0	.458	33	21	0	.611
Purdue	11	13	0	.458	34	20	0	.630
Iowa	7	17	0	.292	27	27	0	.500
Minnesota	7	17	0	.292	16	36	0	.308
Rutgers	6	18	0	.250	27	27	0	.500
Maryland	5	19	0	.208	19	29	0	.396
Illinois	3	20	0	.130	15	39	0	.278
Michigan State	3	20	0	.130	17	34	0	.333

## CAREER POSTSEASON STATISTICS

### KANIYA BRAGG

	AVG	GP-GS	AB	R	H	2B	3B	HR	RBI	TB	SLG	BB	HBP	SO	GDP	OBP	SF	SH	SB-ATT	PO	A	E	FLD
2025 Regionals	.375	3-3	8	1	3	1	0	0	3	4	.500	0	1	0	0	.444	0	0	0-0	4	4	1	.889
2025 Supers	.125	3-3	8	0	1	0	0	0	0	1	.125	1	0	2	0	.222	0	0	0-0	4	6	0	1.000
2025 WCWS	.250	3-3	8	1	2	0	0	1	1	5	.625	2	0	1	0	.400	0	0	0-0	5	6	1	.917
<b>Regionals Totals</b>	<b>.375</b>	<b>3-3</b>	<b>8</b>	<b>1</b>	<b>3</b>	<b>1</b>	<b>0</b>	<b>0</b>	<b>3</b>	<b>4</b>	<b>.500</b>	<b>0</b>	<b>1</b>	<b>0</b>	<b>0</b>	<b>.444</b>	<b>0</b>	<b>0</b>	<b>0-0</b>	<b>4</b>	<b>4</b>	<b>1</b>	<b>.889</b>
<b>Supers Totals</b>	<b>.125</b>	<b>3-3</b>	<b>8</b>	<b>0</b>	<b>1</b>	<b>0</b>	<b>0</b>	<b>0</b>	<b>0</b>	<b>1</b>	<b>.125</b>	<b>1</b>	<b>0</b>	<b>2</b>	<b>0</b>	<b>.222</b>	<b>0</b>	<b>0</b>	<b>0-0</b>	<b>4</b>	<b>6</b>	<b>0</b>	<b>1.000</b>
<b>WCWS Totals</b>	<b>.250</b>	<b>3-3</b>	<b>8</b>	<b>1</b>	<b>2</b>	<b>0</b>	<b>0</b>	<b>1</b>	<b>1</b>	<b>5</b>	<b>.625</b>	<b>2</b>	<b>0</b>	<b>1</b>	<b>0</b>	<b>.400</b>	<b>0</b>	<b>0</b>	<b>0-0</b>	<b>5</b>	<b>6</b>	<b>1</b>	<b>.917</b>
<b>Overall Totals</b>	<b>.250</b>	<b>9-9</b>	<b>24</b>	<b>2</b>	<b>6</b>	<b>1</b>	<b>0</b>	<b>1</b>	<b>4</b>	<b>10</b>	<b>.417</b>	<b>3</b>	<b>1</b>	<b>3</b>	<b>0</b>	<b>.357</b>	<b>0</b>	<b>0</b>	<b>0-0</b>	<b>13</b>	<b>16</b>	<b>2</b>	<b>.935</b>

### MEGAN GRANT

	AVG	GP-GS	AB	R	H	2B	3B	HR	RBI	TB	SLG	BB	HBP	SO	GDP	OBP	SF	SH	SB-ATT	PO	A	E	FLD
2023 Regionals	.500	2-2	6	2	3	0	0	2	3	9	1.500	1	0	0	0	.571	0	0	0-0	9	1	0	1.000
2024 Regionals	.333	3-3	6	0	2	0	0	0	3	2	.333	4	0	1	0	.545	1	0	0-0	2	1	0	1.000
2024 Supers	.167	2-2	6	0	1	0	0	0	0	1	.167	2	0	0	0	.375	0	0	0-0	0	0	0	.000
2024 WCWS	.222	3-3	9	1	2	0	0	1	1	5	.556	0	0	3	0	.222	0	0	0-0	4	1	0	1.000
2025 Regionals	.364	3-3	11	2	4	0	1	2	6	12	1.091	0	1	1	0	.417	0	0	0-0	17	1	0	1.000
2025 Supers	.500	3-3	8	2	4	0	0	0	0	4	.500	3	0	1	0	.636	0	0	0-0	12	2	1	.933
2025 WCWS	.167	3-3	6	1	1	0	0	1	2	4	.667	5	0	0	0	.545	0	0	0-0	26	4	0	1.000
<b>Regionals Totals</b>	<b>.391</b>	<b>8-8</b>	<b>23</b>	<b>4</b>	<b>9</b>	<b>0</b>	<b>1</b>	<b>4</b>	<b>12</b>	<b>23</b>	<b>1.043</b>	<b>5</b>	<b>1</b>	<b>2</b>	<b>0</b>	<b>.500</b>	<b>1</b>	<b>0</b>	<b>0-0</b>	<b>28</b>	<b>3</b>	<b>0</b>	<b>1.000</b>
<b>Supers Totals</b>	<b>.357</b>	<b>5-5</b>	<b>14</b>	<b>2</b>	<b>5</b>	<b>0</b>	<b>0</b>	<b>0</b>	<b>0</b>	<b>5</b>	<b>.357</b>	<b>5</b>	<b>0</b>	<b>1</b>	<b>0</b>	<b>.526</b>	<b>0</b>	<b>0</b>	<b>0-0</b>	<b>12</b>	<b>2</b>	<b>1</b>	<b>.933</b>
<b>WCWS Totals</b>	<b>.200</b>	<b>6-6</b>	<b>15</b>	<b>2</b>	<b>3</b>	<b>0</b>	<b>0</b>	<b>2</b>	<b>3</b>	<b>9</b>	<b>.600</b>	<b>5</b>	<b>0</b>	<b>3</b>	<b>0</b>	<b>.400</b>	<b>0</b>	<b>0</b>	<b>0-0</b>	<b>30</b>	<b>5</b>	<b>0</b>	<b>1.000</b>
<b>Overall Totals</b>	<b>.326</b>	<b>19-19</b>	<b>52</b>	<b>8</b>	<b>17</b>	<b>0</b>	<b>1</b>	<b>6</b>	<b>17</b>	<b>37</b>	<b>.712</b>	<b>15</b>	<b>1</b>	<b>6</b>	<b>0</b>	<b>.478</b>	<b>1</b>	<b>0</b>	<b>0-0</b>	<b>70</b>	<b>10</b>	<b>1</b>	<b>.988</b>

### SOFIA MUJICA

	AVG	GP-GS	AB	R	H	2B	3B	HR	RBI	TB	SLG	BB	HBP	SO	GDP	OBP	SF	SH	SB-ATT	PO	A	E	FLD
2025 Regionals	.000	2-1	3	1	0	0	0	0	0	0	.000	0	0	0	1	.000	0	0	0-0	6	0	0	1.000
2025 Supers	.333	3-3	9	1	3	0	0	1	2	6	.667	1	0	4	0	.400	0	0	0-0	4	0	0	1.000
2025 WCWS	.250	3-2	8	1	2	0	0	1	1	5	.625	0	0	3	0	.250	0	0	0-0	0	0	0	.000
<b>Regionals Totals</b>	<b>.000</b>	<b>2-1</b>	<b>3</b>	<b>1</b>	<b>0</b>	<b>0</b>	<b>0</b>	<b>0</b>	<b>0</b>	<b>0</b>	<b>.000</b>	<b>0</b>	<b>0</b>	<b>0</b>	<b>1</b>	<b>.000</b>	<b>0</b>	<b>0</b>	<b>0-0</b>	<b>6</b>	<b>0</b>	<b>0</b>	<b>1.000</b>
<b>Supers Totals</b>	<b>.333</b>	<b>3-3</b>	<b>9</b>	<b>1</b>	<b>3</b>	<b>0</b>	<b>0</b>	<b>1</b>	<b>2</b>	<b>6</b>	<b>.667</b>	<b>1</b>	<b>0</b>	<b>4</b>	<b>0</b>	<b>.400</b>	<b>0</b>	<b>0</b>	<b>0-0</b>	<b>4</b>	<b>0</b>	<b>0</b>	<b>1.000</b>
<b>WCWS Totals</b>	<b>.250</b>	<b>3-2</b>	<b>8</b>	<b>1</b>	<b>2</b>	<b>0</b>	<b>0</b>	<b>1</b>	<b>1</b>	<b>5</b>	<b>.625</b>	<b>0</b>	<b>0</b>	<b>3</b>	<b>0</b>	<b>.250</b>	<b>0</b>	<b>0</b>	<b>0-0</b>	<b>0</b>	<b>0</b>	<b>0</b>	<b>.000</b>
<b>Overall Totals</b>	<b>.250</b>	<b>8-6</b>	<b>20</b>	<b>3</b>	<b>5</b>	<b>0</b>	<b>0</b>	<b>2</b>	<b>3</b>	<b>11</b>	<b>.550</b>	<b>1</b>	<b>0</b>	<b>7</b>	<b>1</b>	<b>.286</b>	<b>0</b>	<b>0</b>	<b>0-0</b>	<b>10</b>	<b>0</b>	<b>0</b>	<b>1.000</b>

### ALEXIS RAMIREZ

	AVG	GP-GS	AB	R	H	2B	3B	HR	RBI	TB	SLG	BB	HBP	SO	GDP	OBP	SF	SH	SB-ATT	PO	A	E	FLD
2025 Regionals	.364	3-3	11	1	4	0	0	0	5	4	.364	0	0	0	0	.364	0	0	0-0	7	1	0	1.000
2025 Supers	.222	3-3	9	0	2	1	0	0	2	3	.333	1	0	0	1	.300	0	0	0-0	14	1	0	1.000
2025 WCWS	.273	3-3	11	2	3	0	0	2	3	9	.818	0	0	3	0	.273	0	0	0-0	15	3	1	.947
<b>Regionals Totals</b>	<b>.364</b>	<b>3-3</b>	<b>11</b>	<b>1</b>	<b>4</b>	<b>0</b>	<b>0</b>	<b>0</b>	<b>5</b>	<b>4</b>	<b>.364</b>	<b>0</b>	<b>0</b>	<b>0</b>	<b>0</b>	<b>.364</b>	<b>0</b>	<b>0</b>	<b>0-0</b>	<b>7</b>	<b>1</b>	<b>0</b>	<b>1.000</b>
<b>Supers Totals</b>	<b>.222</b>	<b>3-3</b>	<b>9</b>	<b>0</b>	<b>2</b>	<b>1</b>	<b>0</b>	<b>0</b>	<b>2</b>	<b>3</b>	<b>.333</b>	<b>1</b>	<b>0</b>	<b>0</b>	<b>1</b>	<b>.300</b>	<b>0</b>	<b>0</b>	<b>0-0</b>	<b>14</b>	<b>1</b>	<b>0</b>	<b>1.000</b>
<b>WCWS Totals</b>	<b>.273</b>	<b>3-3</b>	<b>11</b>	<b>2</b>	<b>3</b>	<b>0</b>	<b>0</b>	<b>2</b>	<b>3</b>	<b>9</b>	<b>.818</b>	<b>0</b>	<b>0</b>	<b>3</b>	<b>0</b>	<b>.273</b>	<b>0</b>	<b>0</b>	<b>0-0</b>	<b>15</b>	<b>3</b>	<b>1</b>	<b>.947</b>
<b>Overall Totals</b>	<b>.290</b>	<b>9-9</b>	<b>31</b>	<b>3</b>	<b>9</b>	<b>1</b>	<b>0</b>	<b>2</b>	<b>10</b>	<b>16</b>	<b>.516</b>	<b>1</b>	<b>0</b>	<b>3</b>	<b>1</b>	<b>.313</b>	<b>0</b>	<b>0</b>	<b>0-0</b>	<b>36</b>	<b>5</b>	<b>1</b>	<b>.976</b>

### RYLEE SLIMP

	AVG	GP-GS	AB	R	H	2B	3B	HR	RBI	TB	SLG	BB	HBP	SO	GDP	OBP	SF	SH	SB-ATT	PO	A	E	FLD
2025 Regionals	.500	3-3	6	4	3	2	0	0	0	5	.833	2	1	0	0	.667	0	0	0-0	4	0	0	1.000
2025 Supers	.300	3-3	10	1	3	0	0	0	2	3	.300	0	0	0	0	.300	0	0	0-0	5	0	0	1.000
2025 WCWS	.222	3-3	9	0	2	0	0	0	0	2	.222	0	0	2	0	.222	0	0	0-0	5	0	0	1.000
<b>Regionals Totals</b>	<b>.500</b>	<b>3-3</b>	<b>6</b>	<b>4</b>	<b>3</b>	<b>2</b>	<b>0</b>	<b>0</b>	<b>0</b>	<b>5</b>	<b>.833</b>	<b>2</b>	<b>1</b>	<b>0</b>	<b>0</b>	<b>.667</b>	<b>0</b>	<b>0</b>	<b>0-0</b>	<b>4</b>	<b>0</b>	<b>0</b>	<b>1.000</b>
<b>Supers Totals</b>	<b>.300</b>	<b>3-3</b>	<b>10</b>	<b>1</b>	<b>3</b>	<b>0</b>	<b>0</b>	<b>0</b>	<b>2</b>	<b>3</b>	<b>.300</b>	<b>0</b>	<b>0</b>	<b>0</b>	<b>0</b>	<b>.300</b>	<b>0</b>	<b>0</b>	<b>0-0</b>	<b>5</b>	<b>0</b>	<b>0</b>	<b>1.000</b>
<b>WCWS Totals</b>	<b>.222</b>	<b>3-3</b>	<b>9</b>	<b>0</b>	<b>2</b>	<b>0</b>	<b>0</b>	<b>0</b>	<b>0</b>	<b>2</b>	<b>.222</b>	<b>0</b>	<b>0</b>	<b>2</b>	<b>0</b>	<b>.222</b>	<b>0</b>	<b>0</b>	<b>0-0</b>	<b>5</b>	<b>0</b>	<b>0</b>	<b>1.000</b>
<b>Overall Totals</b>	<b>.320</b>	<b>9-9</b>	<b>25</b>	<b>5</b>	<b>8</b>	<b>2</b>	<b>0</b>	<b>0</b>	<b>2</b>	<b>10</b>	<b>.400</b>	<b>2</b>	<b>1</b>	<b>2</b>	<b>0</b>	<b>.393</b>	<b>0</b>	<b>0</b>	<b>0-0</b>	<b>14</b>	<b>0</b>	<b>0</b>	<b>1.000</b>

### TAYLOR TINSLEY

	ERA	W-L	APP	GS	CG	SHO	SV	IP	H	R	ER	BB	SO	2B	3B	HR	BF	B/AVG	WP	HBP	BK	SFA	SHA
2024 Regionals	4.42	1-0	2	2	1	0/0	0	6.1	5	5	4	3	9	0	0	2	29	.200	0	1	0	0	0
2024 Supers	1.00	1-0	1	1	1	0/0	0	7.0	4	1	1	1	6	0	0	0	26	.160	0	0	0	0	0
2024 WCWS	0.81	1-0	3	0	0	0/0	0	8.2	6	1	1	1	5	0	0	0	33	.207	1	1	0	1	1
2025 Regionals	1.75	2-0	2	2	0	0/0	0	8.0	6	2	2	1	7	1	0	0	32	.194	0	0	0	0	0
2025 Supers	1.68	1-0	2	1	1	0/1	1	8.1	10	4	2	2	9	0	0	0	40	.294	0	4	0	0	0
2025 WCWS	2.71	0-2	2	1	1	0/0	0	10.1	7	4	4	5	2	2	0	1	42	.200	0	1	0	0	1
<b>Regionals Totals</b>	<b>2.93</b>	<b>3-</b>																					

## CAREER POSTSEASON STATISTICS

### JORDAN WOOLERY

	AVG	GP-GS	AB	R	H	2B	3B	HR	RBI	TB	SLG	BB	HBP	SO	GDP	OBP	SF	SH	SB-ATT	PO	A	E	FLD
2023 Regionals	.167	2-2	6	0	1	0	0	0	0	1	.167	0	0	0	0	.167	0	0	0-0	3	1	0	1.000
2024 Regionals	.222	3-3	9	1	2	1	1	0	2	5	.556	0	1	1	0	.300	0	0	0-0	8	0	0	1.000
2024 Supers	.286	2-2	7	1	2	0	0	1	3	5	.714	0	1	1	0	.375	0	0	0-0	9	0	0	1.000
2024 WCWS	.250	3-3	8	1	2	0	0	1	3	5	.625	1	0	3	0	.333	0	0	0-0	12	0	0	1.000
2025 Regionals	.556	3-3	9	3	5	0	1	2	7	13	1.444	1	0	0	0	.545	1	0	0-0	0	3	1	.750
2025 Supers	.273	3-3	11	1	3	0	0	1	4	6	.545	1	0	2	0	.333	0	0	0-0	2	0	1	.667
2025 WCWS	.600	3-3	10	1	6	1	0	0	0	7	.700	1	0	0	0	.636	0	0	0-1	2	5	0	1.000
<b>Regionals Totals</b>	<b>.333</b>	<b>8-8</b>	<b>24</b>	<b>4</b>	<b>8</b>	<b>1</b>	<b>2</b>	<b>2</b>	<b>9</b>	<b>19</b>	<b>.792</b>	<b>1</b>	<b>1</b>	<b>1</b>	<b>0</b>	<b>.370</b>	<b>1</b>	<b>0</b>	<b>0-0</b>	<b>11</b>	<b>4</b>	<b>1</b>	<b>.938</b>
<b>Supers Totals</b>	<b>.277</b>	<b>5-5</b>	<b>18</b>	<b>2</b>	<b>5</b>	<b>0</b>	<b>0</b>	<b>2</b>	<b>7</b>	<b>11</b>	<b>.722</b>	<b>1</b>	<b>1</b>	<b>3</b>	<b>0</b>	<b>.350</b>	<b>0</b>	<b>0</b>	<b>0-0</b>	<b>11</b>	<b>0</b>	<b>1</b>	<b>.917</b>
<b>WCWS Totals</b>	<b>.444</b>	<b>6-6</b>	<b>18</b>	<b>2</b>	<b>8</b>	<b>1</b>	<b>0</b>	<b>1</b>	<b>3</b>	<b>12</b>	<b>.667</b>	<b>2</b>	<b>0</b>	<b>3</b>	<b>0</b>	<b>.500</b>	<b>0</b>	<b>0</b>	<b>0-1</b>	<b>14</b>	<b>5</b>	<b>0</b>	<b>1.000</b>
<b>Overall Totals</b>	<b>.350</b>	<b>19-19</b>	<b>60</b>	<b>8</b>	<b>21</b>	<b>2</b>	<b>2</b>	<b>5</b>	<b>19</b>	<b>42</b>	<b>.700</b>	<b>4</b>	<b>2</b>	<b>7</b>	<b>0</b>	<b>.403</b>	<b>1</b>	<b>0</b>	<b>0-1</b>	<b>36</b>	<b>9</b>	<b>2</b>	<b>.958</b>

## UCLA'S ALL-TIME NCAA TOURNAMENT RESULTS

DATE	W/L	OPPONENT	SCORE	POSTSEASON	SITE
<b>2025 (6-3)</b>					
5/16/25	W	UC Santa Barbara	9-1 (6 inn.)	NCAA Regionals	Easton Stadium
5/17/25	W	San Diego State	10-0 (5 inn.)	NCAA Regionals	Easton Stadium
5/18/25	W	UC Santa Barbara	12-1 (5 inn.)	NCAA Regionals	Easton Stadium
5/23/25	L	South Carolina	2-9	NCAA Super Regionals	Columbia, S.C.
5/24/25	W	South Carolina	5-4	NCAA Super Regionals	Columbia, S.C.
5/25/25	W	South Carolina	5-0	NCAA Super Regionals	Columbia, S.C.
5/29/25	W	Oregon	4-2	Women's College World Series	Oklahoma City, Okla.
5/31/25	L	Texas Tech	1-3	Women's College World Series	Oklahoma City, Okla.
6/1/25	L	Tennessee	4-5 (9 inn.)	Women's College World Series	Oklahoma City, Okla.
<b>2024 (6-2)</b>					
5/17/24	W	Grand Canyon	9-0 (5 inn.)	NCAA Regionals	Easton Stadium
5/18/24	W	Virginia Tech	7-6	NCAA Regionals	Easton Stadium
5/19/24	W	Grand Canyon	9-1 (5 inn.)	NCAA Regionals	Easton Stadium
5/23/24	W	Georgia	8-0 (6 inn.)	NCAA Super Regionals	Easton Stadium
5/24/24	W	Georgia	6-1	NCAA Super Regionals	Easton Stadium
5/30/24	W	Alabama	4-1	Women's College World Series	Oklahoma City, Okla.
6/1/24	L	Oklahoma	0-1	Women's College World Series	Oklahoma City, Okla.
6/2/24	L	Stanford	1-3	Women's College World Series	Oklahoma City, Okla.
<b>2023 (0-2)</b>					
5/19/23	L	Grand Canyon	2-3	NCAA Regionals	Easton Stadium
5/20/23	L	Liberty	1-2	NCAA Regionals	Easton Stadium
<b>2022 (8-2)</b>					
5/20/22	W	Grand Canyon	12-1 (5 inn.)	NCAA Regionals	Easton Stadium
5/21/22	W	Loyola Marymount	7-1	NCAA Regionals	Easton Stadium
5/22/22	W	Ole Miss	9-1 (5 inn.)	NCAA Regionals	Easton Stadium
5/27/22	W	Duke	3-2	NCAA Super Regionals	Easton Stadium
5/28/22	W	Duke	8-2	NCAA Super Regionals	Easton Stadium
6/2/22	L	Texas	2-7	Women's College World Series	Oklahoma City, Okla.
6/3/22	W	Northwestern	6-1	Women's College World Series	Oklahoma City, Okla.
6/5/22	W	Florida	8-0 (6 inn.)	Women's College World Series	Oklahoma City, Okla.
6/6/22	W	Oklahoma	7-3	Women's College World Series	Oklahoma City, Okla.
6/6/22	L	Oklahoma	0-15 (5 inn.)	Women's College World Series	Oklahoma City, Okla.
<b>2021 (6-3)</b>					
5/21/21	W	Long Beach State	8-0 (5 inn.)	NCAA Regionals	Easton Stadium
5/22/21	W	Fresno State	5-4 (8 inn.)	NCAA Regionals	Easton Stadium
5/23/21	W	Minnesota	2-1	NCAA Regionals	Easton Stadium
5/27/21	L	Virginia Tech	2-7	NCAA Super Regionals	Easton Stadium
5/28/21	W	Virginia Tech	2-0	NCAA Super Regionals	Easton Stadium
5/29/21	W	Virginia Tech	6-0	NCAA Super Regionals	Easton Stadium
6/3/21	W	Florida State	4-0	Women's College World Series	Oklahoma City, Okla.
6/4/21	L	Alabama	0-6	Women's College World Series	Oklahoma City, Okla.
6/5/21	L	Oklahoma	3-10	Women's College World Series	Oklahoma City, Okla.
<b>2019 (10-1)</b>					
5/17/19	W	Weber State	6-0	NCAA Regionals	Easton Stadium
5/18/19	W	Missouri	9-1 (5 inn.)	NCAA Regionals	Easton Stadium
5/19/19	L	Missouri	1-5	NCAA Regionals	Easton Stadium
5/19/19	W	Missouri	13-1 (5 inn.)	NCAA Regionals	Easton Stadium
5/24/19	W	James Madison	6-1	NCAA Super Regionals	Easton Stadium
5/25/19	W	James Madison	7-2	NCAA Super Regionals	Easton Stadium
5/30/19	W	Minnesota	7-2	Women's College World Series	Oklahoma City, Okla.
5/31/19	W	Arizona	6-2	Women's College World Series	Oklahoma City, Okla.
6/2/19	W	Washington	3-0 (10 inn.)	Women's College World Series	Oklahoma City, Okla.
6/3/19	W	Oklahoma	16-3	WCWS Championship Series	Oklahoma City, Okla.
6/4/19	W	Oklahoma	5-4	WCWS Championship Series	Oklahoma City, Okla.
<b>2018 (8-3)</b>					
5/18/18	W	Sacramento State	3-0	NCAA Regionals	Easton Stadium
5/19/18	L	Cal State Fullerton	2-3 (9 inn.)	NCAA Regionals	Easton Stadium
5/19/18	W	Texas State	14-1 (5 inn.)	NCAA Regionals	Easton Stadium
5/20/18	W	Cal State Fullerton	3-0	NCAA Regionals	Easton Stadium
5/20/18	W	Cal State Fullerton	6-4	NCAA Regionals	Easton Stadium
5/24/18	W	Arizona	7-1	NCAA Super Regionals	Easton Stadium
5/25/18	W	Arizona	3-2	NCAA Super Regionals	Easton Stadium
5/31/18	W	Florida State	7-4	Women's College World Series	Oklahoma City, Okla.
6/1/18	W	Florida	6-5	Women's College World Series	Oklahoma City, Okla.
6/3/18	L	Florida State	1-3	Women's College World Series	Oklahoma City, Okla.
6/3/18	L	Florida State	6-12	Women's College World Series	Oklahoma City, Okla.

## ALL-TIME NCAA TOURNAMENT RESULTS

DATE	W/L	OPPONENT	SCORE	POSTSEASON	SITE
<b>2017 (6-2)</b>					
5/19/17	W	Lehigh	8-0 (5 inn.)	NCAA Regionals	Easton Stadium
5/20/17	W	San Jose State	10-2 (6 inn.)	NCAA Regionals	Easton Stadium
5/21/17	W	Cal State Fullerton	9-1	NCAA Regionals	Easton Stadium
5/25/17	W	Ole Miss	8-7 (11 inn.)	NCAA Super Regionals	Easton Stadium
5/26/17	W	Ole Miss	1-0	NCAA Super Regionals	Easton Stadium
6/1/17	L	LSU	1-2	Women's College World Series	Oklahoma City, Okla.
6/3/17	W	Texas A&M	8-2	Women's College World Series	Oklahoma City, Okla.
6/3/17	L	Washington	0-1	Women's College World Series	Oklahoma City, Okla.
<b>2016 (5-3)</b>					
5/20/16	W	Cal State Bakersfield	7-0	NCAA Regionals	Easton Stadium
5/21/16	W	Cal State Fullerton	3-2	NCAA Regionals	Easton Stadium
5/22/16	W	Cal State Fullerton	5-4	NCAA Regionals	Easton Stadium
5/28/16	L	Oregon	1-8	NCAA Super Regionals	Eugene, Ore.
5/29/16	W	Oregon	2-1 (9 inn.)	NCAA Super Regionals	Eugene, Ore.
5/29/16	W	Oregon	2-1	NCAA Super Regionals	Eugene, Ore.
6/2/16	L	Auburn	3-10	Women's College World Series	Oklahoma City, Okla.
6/4/16	L	Florida State	4-8	Women's College World Series	Oklahoma City, Okla.
<b>2015 (6-2)</b>					
5/15/15	W	CSUN	9-1 (5 inn.)	NCAA Regionals	Easton Stadium
5/16/15	W	Texas	4-1	NCAA Regionals	Easton Stadium
5/17/15	W	San Diego State	8-0 (6 inn.)	NCAA Regionals	Easton Stadium
5/23/15	W	Missouri	7-4	NCAA Super Regionals	Easton Stadium
5/25/15	W	Missouri	10-6	NCAA Super Regionals	Easton Stadium
5/28/15	W	Oregon	7-1	Women's College World Series	Oklahoma City, Okla.
5/29/15	L	Michigan	4-10	Women's College World Series	Oklahoma City, Okla.
5/30/15	L	Auburn	10-11 (10 inn.)	Women's College World Series	Oklahoma City, Okla.
<b>2014 (4-2)</b>					
5/16/14	W	Southern Utah	8-0 (6 inn.)	NCAA Regionals	Easton Stadium
5/17/14	W	Notre Dame	7-0	NCAA Regionals	Easton Stadium
5/18/14	W	Notre Dame	1-0	NCAA Regionals	Easton Stadium
5/24/14	W	Kentucky	6-4	NCAA Super Regionals	Easton Stadium
5/25/14	L	Kentucky	3-7	NCAA Super Regionals	Easton Stadium
5/25/14	L	Kentucky	1-7	NCAA Super Regionals	Easton Stadium
<b>2013 (3-2)</b>					
5/17/13	L	UAB	3-6	NCAA Regionals	Louisville, Ky.
5/18/13	W	Indiana Purdue-Fort Wayne	8-0	NCAA Regionals	Louisville, Ky.
5/18/13	W	Louisville	19-2 (5 inn.)	NCAA Regionals	Louisville, Ky.
5/19/13	W	UAB	4-1	NCAA Regionals	Louisville, Ky.
5/19/13	L	UAB	2-3 (13 inn.)	NCAA Regionals	Louisville, Ky.
<b>2012 (0-2)</b>					
5/18/12	L	Hofstra	2-7	NCAA Regionals	Easton Stadium
5/19/12	L	Florida State	1-2	NCAA Regionals	Easton Stadium
<b>2011 (3-2)</b>					
5/20/11	W	Jacksonville	2-0	NCAA Regionals	Gainesville, Fla.
5/21/11	L	Florida	2-4	NCAA Regionals	Gainesville, Fla.
5/21/11	W	Jacksonville	12-4	NCAA Regionals	Gainesville, Fla.
5/22/11	W	Florida	3-2	NCAA Regionals	Gainesville, Fla.
5/22/11	L	Florida	3-11 (5 inn.)	NCAA Regionals	Gainesville, Fla.
<b>2010 (10-0)</b>					
5/21/10	W	Saint Mary's	11-4	NCAA Regionals	Easton Stadium
5/22/10	W	San Diego State	4-3	NCAA Regionals	Easton Stadium
5/23/10	W	Fresno State	7-2	NCAA Regionals	Easton Stadium
5/29/10	W	Louisiana	10-2 (5 inn.)	NCAA Super Regionals	Easton Stadium
5/30/10	W	Louisiana	10-1 (5 inn.)	NCAA Super Regionals	Easton Stadium
6/3/10	W	Florida	16-3 (6 inn.)	Women's College World Series	Oklahoma City, Okla.
6/4/10	W	Hawai'i	5-2	Women's College World Series	Oklahoma City, Okla.
6/5/10	W	Georgia	5-2	Women's College World Series	Oklahoma City, Okla.
6/7/10	W	Arizona	6-5 (8 inn.)	WCWS Championship Series	Oklahoma City, Okla.
6/8/10	W	Arizona	15-9	WCWS Championship Series	Oklahoma City, Okla.

## ALL-TIME NCAA TOURNAMENT RESULTS

DATE	W/L	OPPONENT	SCORE	POSTSEASON	SITE
<b>2009 (4-2)</b>					
5/15/09	W	Long Beach State	4-2	NCAA Regionals	Easton Stadium
5/16/09	W	Fresno State	4-2	NCAA Regionals	Easton Stadium
5/17/09	W	Fresno State	9-5	NCAA Regionals	Easton Stadium
5/23/09	L	Missouri	1-2	NCAA Super Regionals	Easton Stadium
5/24/09	W	Missouri	5-2	NCAA Super Regionals	Easton Stadium
5/24/09	L	Missouri	1-9 (5 inn.)	NCAA Super Regionals	Easton Stadium
<b>2008 (6-2)</b>					
5/16/08	W	Cal State Fullerton	8-3	NCAA Regionals	Easton Stadium
5/17/08	W	Nevada	6-4 (9 inn.)	NCAA Regionals	Easton Stadium
5/18/08	W	Nevada	4-3	NCAA Regionals	Easton Stadium
5/24/08	W	Georgia	6-1	NCAA Super Regionals	Easton Stadium
5/25/08	W	Georgia	6-0	NCAA Super Regionals	Easton Stadium
5/29/08	W	Arizona	1-0	Women's College World Series	Oklahoma City, Okla.
5/30/08	L	Arizona State	0-4	Women's College World Series	Oklahoma City, Okla.
5/31/08	L	Florida	0-2	Women's College World Series	Oklahoma City, Okla.
<b>2007 (1-2)</b>					
5/18/07	W	Loyola Marymount	6-3	NCAA Regionals	Easton Stadium
5/19/07	L	Hawai'i	1-3 (8 inn.)	NCAA Regionals	Easton Stadium
5/19/07	L	Loyola Marymount	2-4	NCAA Regionals	Easton Stadium
<b>2006 (7-2)</b>					
5/19/06	W	Missouri State	11-2 (6 inn.)	NCAA Regionals	Easton Stadium
5/20/06	W	Long Beach State	5-0	NCAA Regionals	Easton Stadium
5/21/06	W	San Diego State	7-0	NCAA Regionals	Easton Stadium
5/27/06	W	South Florida	2-0	NCAA Super Regionals	Easton Stadium
5/28/06	W	South Florida	3-1	NCAA Super Regionals	Easton Stadium
6/1/06	L	Tennessee	3-4	Women's College World Series	Oklahoma City, Okla.
6/3/06	W	Alabama	4-1	Women's College World Series	Oklahoma City, Okla.
6/3/06	W	Texas	2-0	Women's College World Series	Oklahoma City, Okla.
6/4/06	L	Northwestern	1-3 (8 inn.)	Women's College World Series	Oklahoma City, Okla.
<b>2005 (10-4)</b>					
5/20/05	W	Loyola Marymount	6-1	NCAA Regionals	Easton Stadium
5/21/05	L	Cal State Fullerton	1-2 (11 inn.)	NCAA Regionals	Easton Stadium
5/21/05	W	UNLV	4-1	NCAA Regionals	Easton Stadium
5/22/05	W	Cal State Fullerton	6-0	NCAA Regionals	Easton Stadium
5/22/05	W	Cal State Fullerton	3-1	NCAA Regionals	Easton Stadium
5/27/05	L	Georgia	1-4	NCAA Super Regionals	Easton Stadium
5/28/05	W	Georgia	5-4	NCAA Super Regionals	Easton Stadium
5/28/05	W	Georgia	3-2	NCAA Super Regionals	Easton Stadium
6/2/05	W	California	2-1	Women's College World Series	Oklahoma City, Okla.
6/3/05	W	Tennessee	3-1	Women's College World Series	Oklahoma City, Okla.
6/5/05	W	Texas	3-0	Women's College World Series	Oklahoma City, Okla.
6/6/05	W	Michigan	5-0	WCWS Championship Series	Oklahoma City, Okla.
6/7/05	L	Michigan	2-5	WCWS Championship Series	Oklahoma City, Okla.
6/8/05	L	Michigan	1-4 (10 inn.)	WCWS Championship Series	Oklahoma City, Okla.
<b>2004 (8-0)</b>					
5/20/04	W	Mississippi Valley	8-0 (5 inn.)	NCAA Regionals	Easton Stadium
5/21/04	W	Louisville	2-0	NCAA Regionals	Easton Stadium
5/22/04	W	Alabama	5-2 (9 inn.)	NCAA Regionals	Easton Stadium
5/23/04	W	Alabama	7-0	NCAA Regionals	Easton Stadium
5/27/04	W	Stanford	8-2	Women's College World Series	Oklahoma City, Okla.
5/28/04	W	LSU	2-0	Women's College World Series	Oklahoma City, Okla.
5/30/04	W	Stanford	3-1 (12 inn.)	Women's College World Series	Oklahoma City, Okla.
5/31/04	W	California	3-1	Women's College World Series	Oklahoma City, Okla.
<b>2003 (9-1)</b>					
5/15/03	W	Colgate	8-0 (6 inn.)	NCAA Regionals	Fresno, Calif.
5/16/03	W	Fresno State	3-0	NCAA Regionals	Fresno, Calif.
5/17/03	W	Michigan State	6-2	NCAA Regionals	Fresno, Calif.
5/18/03	W	Michigan State	5-0	NCAA Regionals	Fresno, Calif.
5/22/03	L	California	3-7 (10 inn.)	Women's College World Series	Oklahoma City, Okla.
5/24/03	W	Louisiana	5-1	Women's College World Series	Oklahoma City, Okla.
5/24/03	W	Washington	2-1	Women's College World Series	Oklahoma City, Okla.
5/25/03	W	Texas	3-0	Women's College World Series	Oklahoma City, Okla.
5/25/03	W	Texas	2-1	Women's College World Series	Oklahoma City, Okla.
5/26/03	W	California	1-0 (9 inn.)	Women's College World Series	Oklahoma City, Okla.

## ALL-TIME NCAA TOURNAMENT RESULTS

DATE	W/L	OPPONENT	SCORE	POSTSEASON	SITE
<b>2002 (5-3)</b>					
5/16/02	W	Liberty	3-0	NCAA Regionals	Columbia, S.C.
5/17/02	W	Eastern Kentucky	10-0 (5 inn.)	NCAA Regionals	Columbia, S.C.
5/18/02	W	Georgia	2-1 (8 inn.)	NCAA Regionals	Columbia, S.C.
5/19/02	L	South Carolina	1-2	NCAA Regionals	Columbia, S.C.
5/19/02	W	South Carolina	1-0	NCAA Regionals	Columbia, S.C.
5/23/02	L	Florida State	1-2 (9 inn.)	Women's College World Series	Oklahoma City, Okla.
5/25/02	W	Oklahoma	2-0	Women's College World Series	Oklahoma City, Okla.
5/25/02	L	Arizona State	1-2	Women's College World Series	Oklahoma City, Okla.
<b>2001 (7-1)</b>					
5/17/01	W	Coastal Carolina	8-0 (5 inn.)	NCAA Regionals	Easton Stadium
5/18/01	W	CSUN	9-0	NCAA Regionals	Easton Stadium
5/19/01	W	San Diego State	3-1	NCAA Regionals	Easton Stadium
5/20/01	W	San Diego State	11-0 (5 inn.)	NCAA Regionals	Easton Stadium
5/24/01	W	Iowa	2-0	Women's College World Series	Oklahoma City, Okla.
5/25/01	W	Stanford	5-0	Women's College World Series	Oklahoma City, Okla.
5/27/01	W	LSU	6-0	Women's College World Series	Oklahoma City, Okla.
5/28/01	L	Arizona	0-1	Women's College World Series	Oklahoma City, Okla.
<b>2000 (7-1)</b>					
5/18/00	W	Canisius	8-0 (5 inn.)	NCAA Regionals	Easton Stadium
5/19/00	W	Long Beach State	10-4	NCAA Regionals	Easton Stadium
5/20/00	W	Florida State	6-1	NCAA Regionals	Easton Stadium
5/21/00	W	Florida State	7-1	NCAA Regionals	Easton Stadium
5/25/00	W	Alabama	4-1	Women's College World Series	Oklahoma City, Okla.
5/26/00	W	Washington	3-2	Women's College World Series	Oklahoma City, Okla.
5/28/00	W	Southern Mississippi	6-0	Women's College World Series	Oklahoma City, Okla.
5/29/00	L	Oklahoma	1-3	Women's College World Series	Oklahoma City, Okla.
<b>1999 (8-0)</b>					
5/20/99	W	Alabama	7-0	NCAA Regionals	Easton Stadium
5/21/99	W	Creighton	14-0	NCAA Regionals	Easton Stadium
5/22/99	W	Minnesota	5-0	NCAA Regionals	Easton Stadium
5/23/99	W	Missouri	12-5	NCAA Regionals	Easton Stadium
5/27/99	W	DePaul	3-2 (9 inn.)	Women's College World Series	Oklahoma City, Okla.
5/28/99	W	Fresno State	1-0	Women's College World Series	Oklahoma City, Okla.
5/30/99	W	DePaul	2-1 (8 inn.)	Women's College World Series	Oklahoma City, Okla.
5/31/99	W	Washington	3-2	Women's College World Series	Oklahoma City, Okla.
<b>1997 (8-3)</b>					
5/16/97	W	Nicholls State	3-0	NCAA Regionals	Lafayette, La.
5/17/97	L	Louisiana	1-4	NCAA Regionals	Lafayette, La.
5/17/97	W	Louisiana-Monroe	3-0	NCAA Regionals	Lafayette, La.
5/18/97	W	Louisiana	9-0 (5 inn.)	NCAA Regionals	Lafayette, La.
5/18/97	W	Louisiana	3-0	NCAA Regionals	Lafayette, La.
5/22/97	W	Fresno State	2-0 (8 inn.)	Women's College World Series	Oklahoma City, Okla.
5/23/97	L	Arizona	0-2 (14 inn.)	Women's College World Series	Oklahoma City, Okla.
5/24/97	W	Michigan	7-3	Women's College World Series	Oklahoma City, Okla.
5/25/97	W	Washington	4-3	Women's College World Series	Oklahoma City, Okla.
5/25/97	W	Washington	1-0	Women's College World Series	Oklahoma City, Okla.
5/26/97	L	Arizona	2-10 (5 inn.)	Women's College World Series	Oklahoma City, Okla.
<b>1996 (6-3)</b>					
5/17/96	L	Cal State Fullerton	1-5	NCAA Regionals	Fullerton, Calif.
5/18/96	W	Missouri State	8-2	NCAA Regionals	Fullerton, Calif.
5/18/96	W	CSUN	7-5	NCAA Regionals	Fullerton, Calif.
5/19/96	W	Cal State Fullerton	14-1 (5 inn.)	NCAA Regionals	Fullerton, Calif.
5/19/96	W	Cal State Fullerton	7-2	NCAA Regionals	Fullerton, Calif.
5/23/96	W	Michigan	2-0	Women's College World Series	Oklahoma City, Okla.
5/24/96	L	Arizona	0-4	Women's College World Series	Oklahoma City, Okla.
5/25/96	W	Louisiana	3-2	Women's College World Series	Oklahoma City, Okla.
5/26/96	L	Washington	2-8	Women's College World Series	Oklahoma City, Okla.
<b>1994 (6-3)</b>					
5/20/94	W	Georgia State	2-1	NCAA Regionals	Columbia, S.C.
5/21/94	L	UNLV	0-1 (9 inn.)	NCAA Regionals	Columbia, S.C.
5/21/94	W	South Carolina	3-1	NCAA Regionals	Columbia, S.C.
5/22/94	W	UNLV	2-1 (8 inn.)	NCAA Regionals	Columbia, S.C.
5/22/94	W	UNLV	3-2	NCAA Regionals	Columbia, S.C.
5/26/94	L	Fresno State	0-1	Women's College World Series	Oklahoma City, Okla.
5/28/94	W	Illinois-Chicago	9-0 (5 inn.)	Women's College World Series	Oklahoma City, Okla.
5/28/94	W	Utah	11-1	Women's College World Series	Oklahoma City, Okla.
5/29/94	L	Arizona	2-5	Women's College World Series	Oklahoma City, Okla.

## ALL-TIME NCAA TOURNAMENT RESULTS

DATE	W/L	OPPONENT	SCORE	POSTSEASON	SITE
<b>1993 (6-2)</b>					
5/21/93	W	Cal State Fullerton	2-1 (9 inn.)	NCAA Regionals	Sunset Field
5/22/93	W	Cal State Fullerton	1-0	NCAA Regionals	Sunset Field
5/27/93	W	UConn	3-0	Women's College World Series	Oklahoma City, Okla.
5/29/93	L	Oklahoma State	0-1 (13 inn.)	Women's College World Series	Oklahoma City, Okla.
5/29/93	W	CSUN	2-0	Women's College World Series	Oklahoma City, Okla.
5/30/93	W	Oklahoma State	5-0	Women's College World Series	Oklahoma City, Okla.
5/31/93	W	Louisiana	1-0	Women's College World Series	Oklahoma City, Okla.
5/31/93	L	Arizona	0-1	Women's College World Series	Oklahoma City, Okla.
<b>1992 (7-0)</b>					
5/15/92	W	Utah	1-0	NCAA Regionals	Sunset Field
5/16/92	W	Utah	7-2 (10 inn.)	NCAA Regionals	Sunset Field
5/21/92	W	Massachusetts	4-0	Women's College World Series	Oklahoma City, Okla.
5/23/92	W	California	10-0 (5 inn.)	Women's College World Series	Oklahoma City, Okla.
5/24/92	W	Fresno State	4-0	Women's College World Series	Oklahoma City, Okla.
5/24/92	W	Massachusetts	11-1 (5 inn.)	Women's College World Series	Oklahoma City, Okla.
5/25/92	W	Arizona	2-0	Women's College World Series	Oklahoma City, Okla.
<b>1991 (6-2)</b>					
5/17/91	W	Central Michigan	4-0	NCAA Regionals	Sunset Field
5/18/91	W	Central Michigan	5-0	NCAA Regionals	Sunset Field
5/23/91	W	Florida State	1-0	Women's College World Series	Oklahoma City, Okla.
5/24/91	L	Arizona	0-1 (9 inn.)	Women's College World Series	Oklahoma City, Okla.
5/25/91	W	Missouri	5-0	Women's College World Series	Oklahoma City, Okla.
5/25/91	W	Long Beach State	1-0 (11 inn.)	Women's College World Series	Oklahoma City, Okla.
5/26/91	W	Fresno State	5-1 (13 inn.)	Women's College World Series	Oklahoma City, Okla.
5/26/91	L	Arizona	1-5	Women's College World Series	Oklahoma City, Okla.
<b>1990 (7-1)</b>					
5/18/90	W	Northern Iowa	2-0	NCAA Regionals	Sunset Field
5/19/90	W	Northern Iowa	4-0	NCAA Regionals	Sunset Field
5/23/90	W	Kent State	4-0	Women's College World Series	Oklahoma City, Okla.
5/25/90	W	Long Beach State	6-0	Women's College World Series	Oklahoma City, Okla.
5/26/90	W	Oklahoma State	2-1	Women's College World Series	Oklahoma City, Okla.
5/27/90	W	Florida State	3-0	Women's College World Series	Oklahoma City, Okla.
5/27/90	L	Fresno State	0-1	Women's College World Series	Oklahoma City, Okla.
5/28/90	W	Fresno State	2-0	Women's College World Series	Oklahoma City, Okla.
<b>1989 (7-0)</b>					
5/19/89	W	Long Beach State	5-1	NCAA Regionals	Sunset Field
5/20/89	W	Long Beach State	3-0	NCAA Regionals	Sunset Field
5/24/89	W	South Carolina	3-0	Women's College World Series	Sunnyvale, Calif.
5/26/89	W	Cal Poly Pomona	9-0	Women's College World Series	Sunnyvale, Calif.
5/27/89	W	Oklahoma State	2-1	Women's College World Series	Sunnyvale, Calif.
5/27/89	W	Arizona	3-0	Women's College World Series	Sunnyvale, Calif.
5/28/89	W	Fresno State	1-0	Women's College World Series	Sunnyvale, Calif.
<b>1988 (7-1)</b>					
5/20/88	W	Cal State Fullerton	3-0	NCAA Regionals	Sunset Field
5/21/88	W	Cal State Fullerton	2-0	NCAA Regionals	Sunset Field
5/25/88	W	Northern Illinois	1-0	Women's College World Series	Sunnyvale, Calif.
5/27/88	W	Fresno State	6-1	Women's College World Series	Sunnyvale, Calif.
5/28/88	W	Arizona	5-0	Women's College World Series	Sunnyvale, Calif.
5/28/88	W	Cal Poly Pomona	4-1	Women's College World Series	Sunnyvale, Calif.
5/29/88	L	Fresno State	1-2	Women's College World Series	Sunnyvale, Calif.
5/29/88	W	Fresno State	3-0	Women's College World Series	Sunnyvale, Calif.
<b>1987 (6-2)</b>					
5/15/87	W	Long Beach State	1-0	NCAA Regionals	Sunset Field
5/16/87	W	Long Beach State	2-0	NCAA Regionals	Sunset Field
5/20/87	W	Arizona State	1-0 (9 inn.)	Women's College World Series	Omaha, Neb.
5/22/87	W	Nebraska	3-0	Women's College World Series	Omaha, Neb.
5/23/87	W	Texas A&M	1-0	Women's College World Series	Omaha, Neb.
5/23/87	W	Cal State Fullerton	1-0	Women's College World Series	Omaha, Neb.
5/24/87	L	Texas A&M	0-1	Women's College World Series	Omaha, Neb.
5/24/87	L	Texas A&M	1-4	Women's College World Series	Omaha, Neb.

## ALL-TIME NCAA TOURNAMENT RESULTS

DATE	W/L	OPPONENT	SCORE	POSTSEASON	SITE
<b>1985 (7-2)</b>					
5/16/85	L	Pacific	1-3	NCAA Regionals	Santa Maria, Calif.
5/17/85	W	Pacific	3-0	NCAA Regionals	Santa Maria, Calif.
5/17/85	W	Pacific	2-0	NCAA Regionals	Santa Maria, Calif.
5/22/85	W	Utah	1-0	Women's College World Series	Omaha, Neb.
5/24/85	L	Cal State Fullerton	0-2	Women's College World Series	Omaha, Neb.
5/25/85	W	Northwestern	1-0	Women's College World Series	Omaha, Neb.
5/25/85	W	Nebraska	3-0	Women's College World Series	Omaha, Neb.
5/26/85	W	Cal State Fullerton	1-0	Women's College World Series	Omaha, Neb.
5/26/85	W	Nebraska	2-1 (9 inn.)	Women's College World Series	Omaha, Neb.
<b>1984 (7-1)</b>					
5/17/84	W	Arizona State	1-0	NCAA Regionals	Mayfair Park
5/18/84	W	Arizona State	3-0	NCAA Regionals	Mayfair Park
5/23/84	W	Utah State	6-0	Women's College World Series	Omaha, Neb.
5/26/84	W	Northwestern	1-0 (9 inn.)	Women's College World Series	Omaha, Neb.
5/28/84	L	Texas A&M	0-2	Women's College World Series	Omaha, Neb.
5/28/84	W	Nebraska	1-0	Women's College World Series	Omaha, Neb.
5/29/84	W	Texas A&M	1-0	Women's College World Series	Omaha, Neb.
5/29/84	W	Texas A&M	1-0 (13 inn.)	Women's College World Series	Omaha, Neb.
<b>1983 (5-2)</b>					
5/13/83	W	Rhode Island	1-0	NCAA Regionals	Kingston, R.I.
5/14/83	W	Rhode Island	1-0	NCAA Regionals	Kingston, R.I.
5/26/83	W	Missouri	1-0	Women's College World Series	Omaha, Neb.
5/26/83	W	Louisiana Tech	8-0	Women's College World Series	Omaha, Neb.
5/28/83	L	Cal State Fullerton	1-6	Women's College World Series	Omaha, Neb.
5/28/83	W	South Carolina	2-1	Women's College World Series	Omaha, Neb.
5/29/83	L	Texas A&M	0-1	Women's College World Series	Omaha, Neb.
<b>1982 (7-0)</b>					
5/14/82	W	Wyoming	4-0	NCAA Regionals	Mayfair Park
5/15/82	W	Wyoming	5-0	NCAA Regionals	Mayfair Park
5/27/82	W	Oklahoma State	2-1	Women's College World Series	Omaha, Neb.
5/29/82	W	Western Michigan	1-0	Women's College World Series	Omaha, Neb.
5/29/82	W	Arizona State	1-0	Women's College World Series	Omaha, Neb.
5/30/82	W	Cal State Fullerton	1-0	Women's College World Series	Omaha, Neb.
5/31/82	W	Fresno State	2-0	Women's College World Series	Omaha, Neb.

**THE LAST TIME UCLA ...**

Won 10+ consecutive games:	15 games, April 2-26, 2026
Won 15+ consecutive games:	15 games, April 2-26, 2026
Won 20+ consecutive games:	22 games, Feb. 15-March 29, 2026
Won 25+ consecutive games:	25 games, March 25-May 12, 2023
Won 26+ consecutive games:	35 games, Feb. 3-March 30, 2001
Won 10+ consecutive conf. games (excl. tourn.):	20 games, March 25, 2023-March 10, 2024
Won 15+ consecutive conf. games (excl. tourn.):	20 games, March 25, 2023-March 10, 2024
Won 10+ consecutive home games:	20 games, May 16, 2025-April 18, 2026
Won 15+ consecutive home games:	20 games, May 16, 2025-April 18, 2026
Won 20+ consecutive home games:	20 games, May 16, 2025-April 18, 2026
Won 25+ consecutive home games:	25 games, March 3, 2020-April 23, 2021
Won 10+ consecutive road games:	12 games, March 25-May 1, 2023
Won 15+ consecutive road games:	22 games, March 29, 2018-April 20, 2019
Won 20+ consecutive road games:	22 games, March 29, 2018-April 20, 2019
Had a true walk-off win:	W, 5-4 vs. No. 13 South Carolina (2/21/26)
Scored 10+ runs in a game:	19 vs. Wisconsin (5/8/26)
Scored 15+ runs in a game:	19 vs. Wisconsin (5/8/26)
Scored 20+ runs in a game:	27 at Long Beach State (4/15/26)
Scored 10+ runs in consecutive games:	7 games, April 7-18, 2026
Scored 10+ runs in 3+ consecutive games:	7 games, April 7-18, 2026
Scored 10+ runs in 4+ consecutive games:	7 games, April 7-18, 2026
Scored 10+ runs in 5+ consecutive games:	7 games, April 7-18, 2026
Allowed 10+ runs in a game:	13 vs. No. 11 Oregon (5/2/26)
Allowed 15+ runs in a game:	16 vs. No. 8 Texas (2/10/24)
Scored 5+ runs in an inning:	8 vs. Wisconsin (Bottom 4th, 5/8/26)
Scored 6+ runs in an inning:	8 vs. Wisconsin (Bottom 4th, 5/8/26)
Scored 7+ runs in an inning:	8 vs. Wisconsin (Bottom 4th, 5/8/26)
Scored 8+ runs in an inning:	8 vs. Wisconsin (Bottom 4th, 5/8/26)
Scored 9+ runs in an inning:	12 at Long Beach State (Top 7th, 4/15/26)
Scored 10+ runs in an inning:	12 at Long Beach State (Top 7th, 4/15/26)
Scored 15+ runs in an inning:	18 vs. Auburn (Bottom 3rd, 2/19/26)
Allowed 8+ runs in an inning:	8 vs. No. 3 Tennessee (Bottom 3rd, 2/14/26)
Shut out an opponent:	W, 18-0 at Illinois (4/12/26)
Shut out an opponent on the road:	W, 18-0 at Illinois (4/12/26)
Shut out consecutive opponents:	2 games, Feb. 7-8, 2026
Shut out 3+ consecutive opponents:	4 games, March 8-14, 2025
Shut out 4+ consecutive opponents:	4 games, Feb. 7-8, 2025
Shut out 5+ consecutive opponents:	5 games, March 8-12, 2006
Shut out 6+ consecutive opponents:	9 games, Feb. 21-March 1, 2003
Shut out a ranked opponent (NFCA):	W, 8-0 vs. No. 12 LSU (2/16/26)
Shut out a ranked opponent at home (NFCA):	W, 7-0 vs. No. 21 Ohio State (4/5/25)
Shut out a ranked opponent on the road (NFCA):	W, 5-0 at No. 14 South Carolina (5/26/25)
Was shut out:	L, 11-0 vs. No. 3 Tennessee (2/14/26)
Was shut out at home:	L, 8-0 vs. Northwestern (5/2/25)
Was shut out in consecutive games:	April 9-10, 2022 at Stanford
Swept a three-game conference series:	April 24-26, 2026 at No. 25 Washington
Swept a three-game conference series on the road:	April 24-26, 2026 at No. 25 Washington
Swept back-to-back three-game conference series:	3 series, April 3-26, Indiana, Illinois & Washington
Swept three straight three-game conference series:	3 series, April 3-26, Indiana, Illinois & Washington
Swept four straight three-game conference series:	5 series, March 31-April 30, 2023
Swept five straight three-game conference series:	5 series, March 31-April 30, 2023
Was swept in a three-game conference series:	March 17-19, 2017 vs. No. 20 Utah
Was swept in a three-game conference home series:	March 17-19, 2017 vs. No. 20 Utah
Was swept in a three-game conference road series:	April 27-29, 2012 at No. 1 California
Hit back-to-back home runs:	S. Mujica and J. Lamar at Illinois (4/12/26)
Hit back-to-back homers twice in same game:	Grant, Woolery and Bragg / Bragg, Ramirez and Garcia at Illinois (4/10/26)
Hit back-to-back-to-back homers:	Grant, Woolery and Bragg / Bragg, Ramirez and Garcia at Illinois (4/10/26)
Hit back-to-back-to-back homers twice in same game:	Grant, Woolery and Bragg / Bragg, Ramirez and Garcia at Illinois (4/10/26)
Hit 3+ home runs in an inning:	3 vs. Penn State (Bottom 1st, 5/7/26)
Hit 4+ home runs in an inning:	6 at Illinois (Top 7th, 4/10/26)
Hit 5+ home runs in an inning:	6 at Illinois (Top 7th, 4/10/26)
Hit 6 home runs in an inning:	6 at Illinois (Top 7th, 4/10/26)
Hit 4+ home runs in a game:	4 vs. Wisconsin (5/8/26)
Hit 5+ home runs in a game:	5 vs. No. 11 Oregon (5/2/26)
Hit 6+ home runs in a game:	6 vs. California (4/18/26)
Hit 7+ home runs in a game:	8 at Illinois (4/10/26)
Hit 8 home runs in a game:	8 at Illinois (4/10/26)
Hit 2+ grand slams in a game:	3, J. Woolery, K. Bragg and B. Alejandro at Long Beach State (4/15/26)
Hit 3 grand slams in a game:	3, J. Woolery, K. Bragg and B. Alejandro at Long Beach State (4/15/26)
Had four players record 3+ hits in a game:	4 players vs. Auburn (2/19/26)
Had six players record 3+ runs in a game:	6 players at Long Beach State (4/15/26)
Had two players record 5+ RBIs in a game:	2 players at Rutgers (3/23/26)
Recorded 15+ hits in a game:	15 vs. Wisconsin (5/8/26)
Recorded 20+ hits in a game:	21 at Stanford (4/28/17)
Record 10+ hits in 5+ consecutive games:	8 games, April 10-24, 2026
Recorded 10+ hits 6+ consecutive games:	8 games, April 10-24, 2026
Recorded 10+ hits 7+ consecutive games:	8 games, April 10-24, 2026
Hit through the order in an inning:	Bottom 4th vs. Wisconsin (5/8/26)
Hit through the order twice in an inning:	Top 7th at Illinois (4/10/26)
Hit through the order in an inning twice in the same game:	1st & 4th innings vs. Wisconsin (5/8/26)
Stole 4+ bases in a game:	8 vs. Loyola Marymount (5/5/23)
Stole 5+ bases in a game:	6 vs. Saint Mary's (3/4/19)
Stole 6+ bases in a game:	6 vs. Saint Mary's (3/4/19)
Stole 7+ bases in a game:	8 vs. Hampton (2/7/14)
Stole 10 bases in a game:	10 vs. Canisius (5/18/00)
Drew 5+ walks in a game:	7 vs. Wisconsin (5/8/26)
Drew 7+ walks in a game:	7 vs. Wisconsin (5/8/26)
Drew 8+ walks in a game:	9 at No. 25 Washington (4/26/26)

Drew 10+ walks in a game:	16 at Long Beach State (4/15/26)
Drew 15+ walks in a game:	16 at Long Beach State (4/15/26)
Defeated a No. 1-ranked opponent (NFCA):	W, 7-3 vs. No. 1 Oklahoma (6/6/22)
Defeated a ranked opponent at home (NFCA):	W, 11-3 vs. No. 11 Oregon (5/3/26)
Defeated a ranked opponent on the road (NFCA):	W, 9-1 (5 inn.) at No. 25 Washington (4/26/26)
Lost to a ranked opponent at home (NFCA):	L, 13-11 vs. No. 11 Oregon (5/2/26)
Lost to ranked opponent on the road (NFCA):	L, 8-4 at No. 9 Nebraska (3/29/26)
Won 3+ consecutive run-rule games:	7 games, March 11-29, 2026
Won 4+ consecutive run-rule games:	7 games, March 11-29, 2026
Won 5+ consecutive run-rule games:	7 games, March 11-29, 2026
Won 6+ consecutive run-rule games:	7 games, March 11-29, 2026
Was run-ruled:	L, 11-0 (5 inn.) vs. No. 3 Tennessee (2/14/26)
Lost consecutive run-rule games:	2 games, Feb. 10-11, 2024
Lost 3+ consecutive run-rule games:	Never happened
Won an extra-inning game:	W, 4-3 (8 inn.) at Michigan (4/27/25)
Lost an extra-inning game:	L, 3-4 (8 inn.) vs. Oklahoma State (2/13/26)
Was no-hit:	L, 6-0 vs. No. 3 Alabama (6/4/21)
Was held to one hit:	L, 11-0 vs. No. 3 Tennessee (2/14/26)
Was perfect-gamed:	L, 6-0 vs. No. 3 Alabama (6/4/21)
Turned three double plays in a game:	3, at No. 4 Oregon (5/28/16)
Overcame a 4-run deficit and won:	4 runs, vs. Wisconsin (3/6/26)
Overcame a 5-run deficit and won:	7 runs, vs. No. 19 Arizona (4/28/24)
Overcame a 6-run deficit and won:	7 runs, vs. No. 19 Arizona (4/28/24)
Overcame a 7-run deficit and won:	7 runs, vs. No. 19 Arizona (4/28/24)
Overcame an 8-run deficit and won:	Never happened
Overcame a 4-run deficit in the 7th and won:	4 runs, vs. South Carolina (2/21/26)
Overcame a 5-run deficit in the 7th and won:	5 runs, vs. Arizona State (5/1/16)
<b>THE LAST TIME A BRUIN HITTER ...</b>	
Had a 10-game hitting streak (single season):	17, Rylee Slimp (April 4-May 8, 2026)
Had a 15-game hitting streak (single season):	17, Rylee Slimp (April 4-May 8, 2026)
Had a 20-game hitting streak (single season):	21, Bubba Nickles (March 31-May 19, 2019)
Had a 25-game hitting streak (single season):	29, Natasha Watley (2002)
Had a 30-game hitting streak (single season):	30, Natasha Watley (2001)
Recorded 4+ hits in a game:	4, Jordan Woolery vs. California (4/18/26)
Recorded 5+ hits in a game:	5, Delaney Spaulding at No. 22 Arizona State (5/12/17)
Recorded 3 hits in an inning:	Jordan Woolery vs. Auburn (Bottom 3rd, 2/19/26)
Recorded 3 extra-base hits in an inning:	Jordan Woolery (HR, 2 2B) vs. Auburn (Bottom 3rd, 2/19/26)
Had 3 at-bats in an inning:	Soo-Jin Berry at Illinois (Top 7th, 4/10/26)
Recorded 5+ RBI in a game:	7, Jordan Woolery vs. California (4/18/26)
Recorded 6+ RBI in a game:	7, Jordan Woolery vs. California (4/18/26)
Recorded 7+ RBI in a game:	7, Jordan Woolery vs. California (4/18/26)
Recorded 8 RBI in a game:	8, Sofia Mujica vs. Weber State (3/1/25)
Scored 3+ runs in a game:	3 players, vs. Wisconsin (5/8/26)
Scored 4+ runs in a game:	3 players, at Long Beach State (4/15/26)
Scored 5 runs in a game:	Rylee Slimp at Long Beach State (4/15/26)
Hit 2+ home runs in a game:	2, Bri Alejandro & Megan Grant at No. 25 Washington (4/24/26)
Hit 2 home runs in same inning:	Kaniya Bragg at Illinois (Top 7th, 4/10/26)
Two players hit 2+ home runs in same game:	2, Bri Alejandro & Megan Grant at No. 25 Washington (4/24/26)
Hit 3 home runs in a game:	Megan Grant vs. UC Riverside (2/8/26)
Hit 4 home runs in a day (over two games):	Jordan Woolery vs. California (DH) (4/18/26)
Hit a grand slam:	Soo-Jin Berry vs. Wisconsin (5/8/26)
Hit a pinch-hit grand slam:	Sofia Mujica at Maryland (3/30/25)
Hit grand slams in back-to-back games:	Megan Grant (4/8/25-4/11/25)
Hit an inside-the-park home run:	Briana Perez vs. Robert Morris (3/8/19)
Hit a lead-off home run:	Rylee Slimp vs. California (4/18/26)
Hit a pinch-hit home run:	Soo-Jin Berry at Long Beach State (4/15/26)
Recorded 2+ doubles in a game:	2, Kaniya Bragg at Long Beach State (4/15/26)
Recorded 3+ doubles in a game:	3, Jordan Woolery vs. Wisconsin (3/8/26)
Recorded 2 doubles in the same inning:	Bottom 3rd, Jordan Woolery vs. Auburn (2/19/26)
Bunted for a double:	Savannah Pola vs. No. 21 Ohio State (4/4/25)
Hit for the cycle:	Never happened
Was a leg shy of the cycle:	Kaniya Bragg (missing triple) at Long Beach State (4/15/26)
Drew 3+ walks in a game:	2 players, at Long Beach State (4/15/26)
Drew 4+ walks in a game:	4, Megan Grant at Long Beach State (4/15/26)
Stole 3+ bases in a game:	3, Kelli Godin vs. Saint Mary's (3/24/19)
Homered in three straight games:	3 games, Megan Grant (May 7, 2026-Present)
Homered in four straight games:	4 games, Jordan Woolery (April 14-18, 2026)
Homered in five straight games:	5 games, Aleena Garcia (April 7-14, 2026)
^ True walk-off homer:	Jessica Clements vs. No. 6 Oregon (5/29/25)
^ True walk-off homer vs. a ranked opponent (NFCA):	Jessica Clements vs. No. 6 Oregon (5/29/25)
^ True walk-off hit:	Aleena Garcia vs. No. 13 South Carolina (2/21/26)
^ True walk-off hit vs. a ranked opponent (NFCA):	Jessica Clements vs. No. 6 Oregon (5/29/25)
<b>THE LAST TIME A BRUIN PITCHER ...</b>	
Struck out 10+ batters:	13, Kaitlyn Terry vs. No. 19 Nebraska (5/9/25)
Struck out 15+ batters:	15, Taylor Tinsley at No. 5 Stanford (4/19/24)
Struck out 20+ batters:	23, Anjelica Selden vs. Mississippi (13.2 innings, 3/4/05)
CG SHO vs. a ranked opponent (NFCA):	6.0, Taylor Tinsley vs. No. 12 LSU (2/15/26)
7.0+ inning CG SHO:	7.0, Taylor Tinsley vs. Indiana (4/5/26)
7.0+ inning CG SHO vs. a ranked opponent (NFCA):	7.0, Taylor Tinsley vs. No. 21 Ohio State (4/5/25)
Threw a no-hitter:	Jada Cecil vs. Long Beach State (4/22/25)
Seven-inning no-hitter:	Taylor Tinsley at San Diego State (3/8/25)
Seven-inning no-hitter vs. a ranked opponent (NFCA):	Holly Azevedo vs. No. 9 Arizona (3/20/22)
Threw a perfect game:	Megan Faraimo vs. CSU Bakersfield (3/11/22)
Threw a perfect game vs. a ranked opponent (NFCA):	Never happened
7.0-inning perfect game:	Heather Compton vs. Central Michigan (5/17/91)
Combined perfect game/no-hitter:	Megan Faraimo/Lauren Shaw vs. Pennsylvania (3/10/22)

# SINGLE-GAME HIGHS

## TEAM HIGHS

### BATTING

At bats:	40 at Illinois (April 10)
Runs scored:	27 at Long Beach State (April 15)
Hits:	18 at Long Beach State (April 15)
	18 at Illinois (April 12)
	18 at Rutgers (March 21)
RBIs:	23 at Long Beach State (April 15)
	23 vs. Auburn (Feb. 19)
Doubles:	5 (four times)
Triples:	1 (nine times)
Home runs:	8 at Illinois (April 10)
	8 at Rutgers (March 21)
	8 vs. UC Riverside (Feb. 8)
Total bases:	45 at Illinois (April 10)
Walks:	16 at Long Beach State (April 15)
Strikeouts:	10 at Cal State Fullerton (April 7)
Sac hits:	1 (five times)
Sac flies:	3 vs. Michigan State (March 15)
	3 vs. Seattle U (Feb. 28)
Stolen bases:	3 vs. Seattle U (Feb. 28)
Hit-by-pitches:	6 vs. Seattle U (Feb. 28)
Caught stealing:	1 (three times)
Runners LOB:	14 vs. Seattle U (Feb. 28)
Hit into DP:	2 vs. Oregon (May 2)
	2 vs. California (April 18)
	2 vs. Indiana (April 4)

### FIELDING

Putouts:	22 vs. Oklahoma State (Feb. 13)
Assists:	14 vs. California Baptist (April 14)
Errors:	4 at Cal State Fullerton (April 7)
Passed balls:	1 vs. Seattle U (Feb. 28)
Double plays turned:	2 vs. Oregon State (March 1)
	2 vs. Fresno State (Feb. 21)

### PITCHING

Innings pitched:	7.1 vs. Oklahoma State (Feb. 13)
Runs allowed:	13 vs. Oregon (May 2)
Earned runs allowed:	12 vs. Florida (Feb. 27)
Walks allowed:	12 at Rutgers (March 23)
Strikeouts:	10 vs. Nevada (Feb. 20)
	10 vs. Missouri (Feb. 13)
Hits allowed:	21 vs. Florida (Feb. 28)
Doubles allowed:	4 vs. Duke (Feb. 20)
	4 vs. Florida State (Feb. 14)
Triples allowed:	1 (eight times)
Homers allowed:	4 vs. Oregon (May 1)
	4 at Nebraska (March 29)
	4 vs. Tennessee (Feb. 14)
Wild pitches:	2 vs. BYU (Feb. 28)
	2 vs. Florida State (Feb. 14)
Hit batters:	4 vs. Michigan State (March 14)

## INDIVIDUAL HIGHS

### BATTING

At bats:	6 (four times)
Runs scored:	5, Rylee Slimp at Long Beach State (April 15)
Hits:	4, Jordan Woolery vs. California (April 18)
	4, Kaniya Bragg at Long Beach State (April 15)
	4, Rylee Slimp at Illinois (April 10)
	4, Rylee Slimp vs. Indiana (April 3)
	4, Kaniya Bragg at Rutgers (March 21)
	4, Jordan Woolery vs. Wisconsin (March 8)
	4, Jordan Woolery vs. Wisconsin (March 6)
RBIs:	7, Jordan Woolery vs. California (April 18)
	7, Bri Alejandre at Rutgers (March 23)
	7, Jolyna Lamar vs. East Texas A&M (Feb. 27)
	7, Ramsey Suarez vs. Auburn (Feb. 19)
Doubles:	3, Jordan Woolery vs. Wisconsin (March 8)
Triples:	1 (nine times)
Home runs:	3, Megan Grant vs. UC Riverside (Feb. 8)
Total bases:	12, Megan Grant vs. UC Riverside (Feb. 8)
Walks:	4, Megan Grant at Long Beach State (April 15)
	4, Megan Grant vs. BYU (Feb. 28)
	4, Bri Alejandre vs. Florida (Feb. 27)
Strikeouts:	3, Jolyna Lamar vs. Missouri (Feb. 13)
Sac hits:	1 (five times)
Sac flies:	1 (24 times)
Stolen bases:	1 (15 times)
Hit-by-pitches:	3, Rylee Slimp vs. Texas A&M (Feb. 22)
Caught stealing:	1 (three times)
Runners LOB:	6, Bri Alejandre vs. California (April 18)
	6, Aleena Garcia vs. Hawai'i (April 2)
	6, Rylee Slimp vs. Wisconsin (March 8)

### FIELDING

Putouts:	15, Jordan Woolery vs. California Baptist (April 14)
Assists:	6, Aleena Garcia vs. California Baptist (April 14)
Errors:	2, Aleena Garcia at Cal State Fullerton (April 7)
Passed balls:	1, Alexis Ramirez vs. Seattle U (Feb. 28)

### PITCHING

Innings pitched:	7.1, Taylor Tinsley vs. Oklahoma State (Feb. 13)
Runs allowed:	10, Taylor Tinsley vs. Oregon (May 2)
	10, Natalie Cable vs. Seattle U (Feb. 28)
Earned runs allowed:	9, Natalie Cable vs. Seattle U (Feb. 28)
Walks allowed:	7, Taylor Tinsley at Nebraska (March 27)
Strikeouts:	9, Taylor Tinsley vs. Penn State (May 7)
Hits allowed:	13, Taylor Tinsley vs. Oregon (May 1)
Doubles allowed:	4, Taylor Tinsley vs. Duke (Feb. 20)
Triples allowed:	1 (eight times)
Homers allowed:	4, Taylor Tinsley vs. Oregon (May 1)
Wild pitches:	2, Sydney Somerndike vs. BYU (Feb. 28)
	2, Natalie Cable vs. Florida State (Feb. 14)
Hit batters:	3, Natalie Cable vs. Indiana (April 4)
	3, Natalie Cable vs. Michigan State (March 14)

# HEAD COACH KELLY INOUE-PEREZ



**THE SHELLY CARLIN  
UCLA HEAD SOFTBALL COACH  
KELLY INOUE-PEREZ**

Hometown ..... Los Angeles, Calif.  
 Alma Mater ..... UCLA, 1993  
 High School ..... Gahr High School  
 Family ..... Husband, Gerardo  
 ..... Son, Mikey  
 ..... Daughter, Kylie

### YEARS AT UCLA

Head Coach (2007-Pres.) ..... 920-230-1 (.799)  
 Assistant Coach (1994-2006) ..... 617-150-1 (.804)  
 Player (1989-1993) ..... 270-25 (.915)  
 Total (38 seasons) ..... 1,807-405-2 (.816)  
 Postseason Head Coaching Record: ..... 92-37 (.713)

### CAREER ACCOLADES

- UCLA Athletic Hall of Famer (Class of 2022)
- 8-time NCAA Champion  
*2x as head coach, 3x as assistant coach, 3x as player*
- 11 Women's College World Series appearances
- 5-time Pac-10/12 Regular-Season Champion
- 2-time NFCA National Coaching Staff of the Year ('10, '19)
- 8-time NFCA Regional Coaching Staff of the Year
- 4-time Pac-10/12 Coach of the Year ('09, '21, '23, '24)
- 2-time Honda Cup winner Rachel Garcia
- 3-time USA Softball Player of the Year Rachel Garcia
- Produced 50 NFCA All-America awards (24 First Team)
- Produced 102 NFCA All-Region awards (67 First Team)
- Produced 9 Conference Player of the Year awards
- Produced 3 Pac-12 Pitcher of the Year awards
- Produced 6 Pac-12 Freshman of the Year awards
- Produced 104 All-Conference Team accolades (75 First Team)  
*(excl. Honorable Mention, All-Freshman and All-Defensive Teams)*
- Produced 4 Olympians (Garcia, Nickles, Spaulding, Carda)

### COACH I VS. BIG TEN

School	Record	School	Record
Illinois	6-1 (3-0 B1G)	Northwestern	11-4 (1-2 B1G)
Indiana	6-0 (3-0 B1G)	Ohio State	5-1 (2-0 B1G)
Iowa	3-1 (1-1 B1G)	Oregon	41-23 (2-4 B1G)
Maryland	9-0 (3-0 B1G)	Penn State	1-0
Michigan	8-7 (3-0 B1G)	Purdue	4-1 (3-0 B1G)
Michigan State	6-0	Rutgers	5-0 (3-0 B1G)
Minnesota	4-0	Washington	40-20 (6-0 B1G)
Nebraska	9-3 (0-2 B1G)	Wisconsin	7-0 (3-0 B1G)
<b>TOTAL</b>			<b>166-61 (37-9 B1G)</b>

UCLA Athletic Hall of Famer Kelly Inoue-Perez enters her 20th season as The Shelly Carlin UCLA Head Softball Coach in 2026. She owns an overall record of 873-222-1 (.797) since taking over on Jan. 1, 2007. Inoue-Perez, who is the only person to have won an NCAA Softball Championship as both a player and coach, led the Bruins to their 12th and 13th national titles as head coach in 2010 and 2019.

Including her 13 years as an assistant coach (1994-06) and five years as a player (1989-93), this marks Inoue-Perez's 38th consecutive season in Westwood.

Eleven times, most recently in 2025, the Bruins have reached the Women's College World Series under Inoue-Perez, including a stretch of seven straight appearances from 2015 to 2022. UCLA has made the NCAA Tournament in all 18 possible seasons under Inoue-Perez and holds a 92-37 record (.713) in the postseason, including a 21-18 mark in the WCWS. Inoue-Perez claimed her fifth Pac-10/12 Conference regular season title and first Pac-12 Tournament championship in UCLA's final year as a member of the league in 2024. Her five Pac-10/12 regular season titles rank third-most in conference history behind Arizona's Mike Candrea (10) and Enquist (7). Inoue-Perez closed her time in the Pac-12 leading active head coaches with 276 conference victories and ranking second with 818 overall victories.

Entering 2026, Inoue-Perez ranks second among active NCAA softball head coaches and seventh all-time with a .797 winning percentage. In addition, UCLA has been ranked in the National Fastpitch Coaches Association (NFCA) Poll for all 295 weeks with Inoue-Perez at the helm, including 20 weeks at No. 1.

Numerous Bruins have garnered national, regional and conference recognition over Inoue-Perez's 19 seasons as head coach. Rachel Garcia was a three-time winner of the Honda Sport Award (2021, 2019, 2018) and softball's first two-time winner of the Honda Cup (2021, 2019), which is given to the best female athlete across all collegiate sports. Garcia was also a two-time winner of the prestigious USA Softball Collegiate Player of the Year award and earned NFCA National Player of the Year in 2018. Inoue-Perez has directed 28 NFCA All-Americans to 50 total citations, including 14 players to 24 First Team plaudits. The Bruins have earned at least one NFCA All-America honor in all 18 possible seasons with Inoue-Perez as head coach. Additionally, Inoue-Perez has coached 46 players to 102 total NFCA All-Region honors.

Four UCLA student-athletes hauled in eight Pac-10/12 Player of the Year awards after Inoue-Perez took the reins of the program. Garcia became one of five players in conference history to win the Pac-10/12 Player of the Year trophy three times (2021, 2019, 2018). Two of Inoue-Perez's players – Maya Brady (2024, 2023) and Ally Carda (2015, 2014) – repeated as Pac-12 Player of the Year. UCLA totaled three Pac-12 Pitcher of the Year awards with Garcia winning the honor in 2019 and Megan Faraimo becoming the first Bruin to secure the award in back-to-back seasons in 2022 and 2023. UCLA won seven Pac-12 Freshman of the Year awards under Inoue-Perez, and took home the award in five of the school's last seven full seasons in the conference. Briana Perez became the first Bruin to win Pac-12 Defensive Player of the Year in 2022.

Forty-three players have collected a total of 96 all-conference selections in the Inoue-Perez era, and 35 of those athletes have received 70 first team accolades (excl. honorable mention). Four of her players are four-time all-conference first team recipients: Garcia, Faraimo, Perez and Stephany LaRosa.

Four players who have competed in the Inoue-Perez era of UCLA softball have gone on to represent Team USA in the Olympics. Carda, Garcia, Bubba Nickles and Delaney Spaulding all donned the Red, White and Blue at the 2020 Tokyo Summer Olympics and brought home the silver medal.

Inoue-Perez and her staff have been consistently recognized for their efforts on and off the field. For the eighth time, Inoue-Perez's staff was awarded NFCA West Region Coaching Staff of the Year in 2025 after returning to the WCWS stage for a second straight season. UCLA has received the NFCA National CSOY honor twice under Inoue-Perez in 2010 and 2019. Inoue-Perez was an assistant coach on the 2000 and 2004 staffs under Enquist that won the NFCA West Region CSOY award. In 2024, Inoue-Perez was awarded Pac-12 Coach of the Year for the fourth time in her career, which is tied for second-most in the history of the flagship softball conference.

Inoue-Perez became the 20th member of the UCLA softball program to be enshrined in the UCLA Athletic Hall of Fame in 2022.

### NCAA WINNINGEST COACHES OF ALL-TIME (entering 2026)

#### Div. 1 Active Coaches, By %

Rank	Name	Record
1.	Patty Gasso, Oklahoma	.812
2.	<b>Kelly Inoue-Perez, UCLA</b>	<b>.797</b>
4.	Mike White, Texas	.786
3.	Tim Walton, Florida	.783
5.	Gerry Glasco, Texas Tech	.776
6.	Patrick Murphy, Alabama	.763
7.	Kirin Kumar, Ohio State	.756
8.	Karen Weekly, Tennessee	.749
9.	Pete D'Amour, Virginia Tech	.739
10.	Shanon Hays, Grand Canyon	.738

#### Div. 1 All-Time, By %

Rank	Name	Record
1.	<b>Sue Enquist, UCLA</b>	<b>.835</b>
2.	<b>Sharron Backus, UCLA</b>	<b>.831</b>
3.	Patty Gasso, Oklahoma (active)	.812
4.	Stefni Lotief, Louisiana	.806
5.	Michael Lotief, Louisiana	.804
6.	Clint Meyers, Arizona State/Auburn	.803
7.	<b>Kelly Inoue-Perez, UCLA (active)</b>	<b>.797</b>
8.	Mike Candrea, Arizona	.793
9.	Mike White, Oregon/Texas (active)	.786
10.	Tim Walton, Wichita State/Florida (active)	.783

### KELLY INOUE-PEREZ'S HEAD COACHING RECORD

Year	Record	Pct.	Conf. Record	Pct.	Finish	Conf. Tourney	Postseason
2007	37-18	.673	12-9 (Pac-10)	.571	t-3rd	–	1-2 (t-17th - Regionals)
2008	51-9	.850	17-4 (Pac-10)	.810	2nd	–	6-2 (t-5th - WCWS)
2009	45-11	.804	16-5 (Pac-10)	.762	1st	–	4-2 (t-9th - Super Regionals)
2010	50-11	.820	14-7 (Pac-10)	.667	2nd	–	10-0 (1st - National Champions)
2011	36-19	.655	9-12 (Pac-10)	.429	t-6th	–	3-2 (t-17th - Regionals)
2012	36-20	.643	12-12 (Pac-12)	.500	t-4th	–	0-2 (t-17th - Regionals)
2013	40-20	.667	10-14 (Pac-12)	.417	t-5th	–	3-2 (t-17th - Regionals)
2014	52-8	.867	19-5 (Pac-12)	.792	2nd	–	4-2 (t-9th - Super Regionals)
2015	51-12	.810	19-5 (Pac-12)	.792	2nd	–	6-2 (t-5th - WCWS)
2016	40-16-1	.711	16-5-1 (Pac-12)	.727	2nd	–	5-3 (t-7th - WCWS)
2017	48-15	.762	16-8 (Pac-12)	.667	t-3rd	–	6-2 (t-5th - WCWS)
2018	58-7	.892	20-4 (Pac-12)	.833	2nd	–	8-3 (t-3rd - WCWS)
2019	56-6	.903	20-4 (Pac-12)	.833	t-1st	–	10-1 (1st - National Champions)
2020	25-1	.962	–	–	–	–	season canceled due to COVID-19
2021	47-7	.870	19-2 (Pac-12)	.905	1st	–	6-3 (t-3rd - WCWS)
2022	51-10	.836	19-5 (Pac-12)	.792	2nd	–	8-2 (t-3rd - WCWS)
2023	52-7	.881	21-3 (Pac-12)	.875	1st	2nd	0-2 (t-17th - Regionals)
2024	43-12	.782	17-4 (Pac-12)	.810	1st	1st	6-2 (t-5th - WCWS)
2025	55-13	.808	17-5 (Big Ten)	.773	2nd	2nd	6-3 (t-5th - WCWS)
<b>TOTALS</b>	<b>873-222-1</b>	<b>.797</b>	<b>293-113-1</b>	<b>.720</b>			<b>18 NCAA Tournament Appearances, 13 Super Regionals, 11 WCWS Appearances, 2 NCAA Championships</b>

## COACHING STAFF

### UCLA's HALL-OF-FAME COACHING STAFF

UCLA softball's coaching core has remained intact since the inception of the program in 1975. The nexus of the Bruin coaching tree includes Sharron Backus, Sue Enquist, Kelly Inouye-Perez, Lisa Fernandez and Kirk Walker. Both Backus and Enquist are inducted into the NFCA and International Women's Sports Hall of Fames. Walker will be inducted into the NFCA Hall of Fame in 2026.

With Enquist, Inouye-Perez and Fernandez all playing under Backus, and Walker getting his start as a freshman student manager under Backus in 1984, all five coaches are inextricably connected to the program's beginning. This is one of the many reasons for UCLA's renown strength in culture and alumni network.



**LISA FERNANDEZ**  
Associate Head Coach, 28th Season  
Alma Mater: UCLA '95

- One of the greatest figures in softball history, Fernandez begins her 28th season on the UCLA coaching staff and fourth season as associate head coach (1997-99; 2007-Pres.).
- In her previous 27 years on staff, UCLA has claimed five NCAA Championships in 1999, '03, '04, '10 and '19, made 13 Women's College World Series appearances, won seven Pac-10/12 Conference regular-season titles and one Pac-12 Tournament championship.

- She is the winningest assistant coach in UCLA softball history with a 1,267-272-2 (.822) record entering the 2026 season.
- Beginning in 2024, Fernandez's on-field responsibilities have shifted to the Bruins' hitters and infielders.
- In 2025, three of Fernandez's hitters received NFCA All-America acclaim with Megan Grant and Jordan Woolery both earning First Team accolades and Savannah Pola being named Third Team.
- With the help of Fernandez, UCLA produced one of its top statistical offensive seasons in 2025. UCLA ranked top-10 nationally in runs scored (485), home runs (101), slugging percentage (.591) and walks (253). UCLA's 101 homers marked just the second time in program history that it eclipsed the century mark in a single season (2010). Additionally, the Bruins' 485 runs scored were second most in UCLA annals (2015). UCLA also set a new single-season program record with 28 mercy-rule victories, breaking the record its 40th game into the season to surpass the previous best mark of 21 set twice in 2010 and 2015.
- Honored on the NFCA National CSOY three times in 2004, '10 and '19 and NFCA Regional CSOY nine times.
- In her first season as general manager, she led the Talons to the first-ever Athletes Unlimited Softball League (AUSL) title in Summer 2025. She begins her second season with the Talons, who are now based in Salt Lake City.
- Prior to 2024, Fernandez's primary coaching responsibility was in the Bruins' bullpen where she coached 10 UCLA hurlers to 21 NFCA All-America awards. UCLA finished top 10 nationally and top two in the Pac-12 in earned run average in each of her final five seasons as pitching coach from 2019-23. Under her tutelage, Rachel Garcia won two Honda Cups, three Honda Sport Awards and two USA Softball Collegiate Player of the Year awards.
- A three-time Olympic gold medalist having helped Team USA to victories as the winning pitcher in the 1996, 2000 and 2004 Olympic gold medal games. Overall, she achieved a 7-2 record throughout her Olympic career, allowing only 20 hits, seven walks and six runs (four earned) while striking out 93 over 74.2 innings.
- A two-time NCAA Champion in 1990 and 1992 and the first four-time NFCA First Team All-American in school history while starring for UCLA from 1990-93.
- The first softball student-athlete to win the Honda-Broderick Cup in 1993.
- Inducted into the UCLA Athletic, U.S. Olympic and National Softball Halls of Fame.

**LISA FERNANDEZ UCLA CAREER PITCHING STATS**

YEAR	ERA	W-L	APP	GS	CG	SH	SV	IP	H	R	ER	BB	SO
1990	0.25	11-1	15	12	12	8	0	83.0	33	6	3	10	51
1991	0.25	20-3	26	24	23	16	1	165.2	68	9	6	22	165
1992	0.14	29-0	30	27	27	22	0	196.1	77	7	4	25	220
1993	0.25	33-3	36	33	33	28	0	249.2	80	10	9	46	348
<b>TOTAL</b>	<b>0.22</b>	<b>93-7</b>	<b>107</b>	<b>96</b>	<b>95</b>	<b>74</b>	<b>1</b>	<b>694.2</b>	<b>258</b>	<b>32</b>	<b>22</b>	<b>103</b>	<b>784</b>



**MYSHA SATARAKA**  
Assistant Coach, 1st Season  
Alma Mater: UCLA '16

- Enters her first season as an assistant coach at her alma mater and ninth total year of coaching in 2026.
- Returns to Westwood after spending the last three seasons as an assistant coach at Penn State where she worked primarily with the Nittany Lions' offense. She helped lead the Nittany Lions to an NCAA Tournament appearance in 2024, three berths into the Big Ten Tournament and back-to-back 30-win seasons in 2023 and 2024.

- In 2025, Sataraka helped Penn State produce its most powerful offensive campaign in program history. The Nittany Lions set single-season program records in home runs (74), runs scored (341), batting average (.329) and total bases (770).
- After her UCLA playing career, Sataraka spent four years as an assistant coach for CSUN from 2017-20 before joining LMU as an assistant coach in November 2020. Sataraka helped LMU to a West Coast Conference Championship under head coach and former UCLA softball great Tairia Flowers in 2022.
- Was UCLA's starting third baseman all four seasons from 2013-16 and helped the Bruins to back-to-back Women's College World Series appearances as a junior and senior.
- As a senior, hit for a .380 batting average (52-for-137) while posting 15 home runs and 59 RBIs, earning her NFCA Second Team All-America honors. Sataraka was selected to the All-WCWS Team after homering in each of UCLA's two games in Oklahoma City
- Concluded her UCLA career with a .337 batting average (178-for-528), 47 home runs and 176 RBIs. She is still ranked in the top 10 of three categories in UCLA's record book: walks (2nd - 144), on-base percentage (9th - .476) and slugging percentage (10th - .670). Sataraka was also a two-time All-Pac-12 First Team honoree in her sophomore and senior seasons.



**ROB SCHWEYER**  
Assistant Coach  
3rd Season

- Enters his third season as UCLA's pitching coach in 2026.
- His first Bruin protege to earn NFCA All-America honors came in 2025, with Taylor Tinsley being named a Third Team selection.

- Helped UCLA turn a 3-4 start into a 43-12 finish and return to the WCWS in his first year with the program in 2024.
- 2-time member of the NFCA West Region CSOY ('24 & '25) and Softball America National CSOY ('24).
- Coached the Bruins' young pitching duo of freshman Kaitlyn Terry and Taylor Tinsley in 2024. Both broke out as rising stars in the circle, steering UCLA in its run to the WCWS.
- His pitchers have received three all-conference first team honors and one Pac-12 Freshman of the Year award (Terry, 2024).
- UCLA's 2024 pitching staff ranked second in the Pac-12 with a 2.70 earned run average.
- An active elite competitor in men's professional fastpitch the last 24 years, earning International Softball Congress (ISC) All-World First Team acclaim three times (2000, '01, '10).
- Competed for the Canada Men's Fastpitch National Team from 2000-04.
- Served as the strength and conditioning coach for the Chinese Olympic softball team which placed fifth in the 2008 Beijing Summer Games.
- Attended University of Western Ontario before leaving to play pro hockey in the East Coast Hockey League from 1998-08.

### UCLA's SUPPORT STAFF



**WILL OLDHAM**  
Director of Player  
Development & Data Analytics  
4th Season

- Enters his fourth season on staff and second as a full-time member in 2026, serving as the Director of Player Development and Data Analytics.

- Previously operated as a volunteer in the same position in 2024 and a volunteer assistant coach in 2023.
- Helped the Talons win the inaugural AUSL title as an assistant coach for GM Lisa Fernandez in Summer 2025. He will begin his second season in the upstart league this coming summer.
- 2-time member of the NFCA West Region CSOY ('25 & '24).
- Specializes in scouting and working with the Bruins' hitters.
- Owns a record of 95-19 (.833), two Pac-12 regular season titles, a Pac-12 Tournament championship and one WCWS appearance over his past two seasons.
- Coached softball at the high school level in his home community of Palm Springs. Also coached UCLA softball summer camps before joining the staff.

2026 TV/RADIO ROSTER




**00**  
**Sofia Mujica**  
 SO · C/DP · 5-5 · R/R  
 San Diego, Calif.




**3**  
**Natalie Cable**  
 FR · P/UTIL · 5-6 · L/L  
 Valrico, Fla.



**4**  
**Rylee Pinedo**  
 R-JR · UTIL · 5-3 · L/R  
 Camarillo, Calif.



**5**  
**Saydrie Meoño**  
 FR · UTIL · 5-4 · R/R  
 Hacienda Heights, Calif.



**7**  
**Jolyna Lamar**  
 FR · UTIL · 5-6 · R/R  
 Cary, N.C.



**10**  
**Sydney Somerndike**  
 R-JR · P · 5-7 · R/R  
 Villa Park, Calif.



**11**  
**Soo-Jin Berry**  
 SO · UTIL · 5-9 · L/R  
 Pittsburg, Calif.




**15**  
**Jordan Woolery**  
 SR · INF · 5-10 · R/R  
 Walnut Creek, Calif.



**21**  
**Aleena Garcia**  
 R-FR · INF · 5-6 · R/R  
 Pico Rivera, Calif.



**22**  
**Bri Alejandre**  
 FR · INF · 5-6 · R/R  
 Alhambra, Calif.



**23**  
**Taylor Tinsley**  
 SR · P · 5-7 · R/R  
 Lawrenceville, Ga.



**26**  
**Jazmine Leyva**  
 FR · UTIL · 5-4 · R/R  
 South El Monte, Calif.



**28**  
**Alexis Ramirez**  
 R-JR · C · 5-6 · R/L  
 Whittier, Calif.



**29**  
**Rylee Slimp**  
 SO · OF · 5-11 · L/R  
 Georgetown, Texas



**31**  
**Ramsey Suarez**  
 R-JR · DP/INF · 5-6 · R/R  
 Temecula, Calif.



**33**  
**Kaniya Bragg**  
 FR · INF · 5-7 · R/R  
 Garden Grove, Calif.



**38**  
**Jaella Ann Mercado**  
 FR · OF · 5-4 · L/R  
 Castro Valley, Calif.



**43**  
**Megan Grant**  
 JR · UTIL · 5-10 · L/R  
 San Bruno, Calif.



**55**  
**Brynne Nally**  
 SO · P · 5-9 · R/R  
 Garden Grove, Calif.



**56**  
**Mia Phillips**  
 SO · UTIL · 5-4 · R/R  
 Hollister, Calif.



**99**  
**Mattie Beliveau**  
 SO · P · 5-6 · R/R  
 Riverside, Calif.



**Kelly Inouye-Perez**  
 Head Coach  
 20th Season, 33rd Overall  
 UCLA '93



**Lisa Fernandez**  
 Associate Head Coach  
 28th Season · UCLA '95



**Rob Schweyer**  
 Assistant Coach  
 3rd Season



**Mysha Sataraka**  
 Assistant Coach  
 1st Season · UCLA '16



**Will Oldham**  
 Director of Player  
 Development & Data Analytics  
 4th Season

## GAME-BY-GAME RESULTS

DATE	OPPONENT	W/L	SCORE	INNINGS	OVERALL	CONFERENCE	PITCHER OF RECORD	ATTENDANCE	TIME
Feb. 6	UC Santa Barbara	W	18-1	5	1-0-0	0-0-0	Tinsley (W 1-0)	1156	2:07
Feb. 6	Northern Colorado	W	10-1	5	2-0-0	0-0-0	Cable (W 1-0)	1156	1:40
Feb. 7	vs. Oregon State	W	12-4	5	3-0-0	0-0-0	Nally (W 1-0)	--	2:01
Feb. 7	vs. Utah	W	11-0	5	4-0-0	0-0-0	Tinsley (W 2-0)	--	1:58
Feb. 8	UC Riverside	W	17-0	5	5-0-0	0-0-0	Somerndike (W 1-0)	516	1:41
Feb. 13	vs. Oklahoma State	L	3-4	8	5-1-0	0-0-0	Tinsley (L 2-1)	5218	2:16
Feb. 13	vs. Missouri	W	6-5	7	6-1-0	0-0-0	Tinsley (W 3-1)	5218	2:31
Feb. 14	vs. No. 3 Tennessee	L	0-11	5	6-2-0	0-0-0	Cable (L 1-1)	5122	1:47
Feb. 14	vs. No. 7 Florida State	L	7-11	7	6-3-0	0-0-0	Tinsley (L 3-2)	5122	2:19
Feb. 15	vs. No. 12 LSU	W	8-0	6	7-3-0	0-0-0	Tinsley (W 4-2)	4908	2:02
Feb. 19	vs. Auburn	W	23-1	5	8-3-0	0-0-0	Tinsley (W 5-2)	--	2:12
Feb. 20	vs. Nevada	W	6-5	7	9-3-0	0-0-0	Tinsley (W 6-2)	--	2:12
Feb. 20	vs. No. 20 Duke	W	10-5	7	10-3-0	0-0-0	Tinsley (W 7-2)	--	2:23
Feb. 21	vs. Fresno State	W	11-0	5	11-3-0	0-0-0	Somerndike (W 2-0)	--	1:17
Feb. 21	vs. No. 13 South Carolina	W	6-5	7	12-3-0	0-0-0	Tinsley (W 8-2)	--	2:10
Feb. 22	vs. No. 11 Texas A&M	W	15-7	5	13-3-0	0-0-0	Cable (W 2-1)	--	2:01
Feb. 27	vs. East Texas A&M	W	14-0	5	14-3-0	0-0-0	Somerndike (W 3-0)	--	1:29
Feb. 27	vs. No. 4 Florida	W	15-12	7	15-3-0	0-0-0	Cable (W 3-1)	--	3:21
Feb. 28	vs. BYU	W	13-8	7	16-3-0	0-0-0	Somerndike (W 4-0)	--	3:06
Feb. 28	vs. Seattle U	W	16-10	7	17-3-0	0-0-0	Cable (W 4-1)	--	3:02
March 1	vs. Oregon State	W	13-3	5	18-3-0	0-0-0	Tinsley (W 9-2)	--	2:07
March 6	Wisconsin	W	14-5	5	19-3-0	1-0-0	Tinsley (W 10-2)	915	2:03
March 7	Wisconsin	W	8-0	5	20-3-0	2-0-0	Tinsley (W 11-2)	1023	1:36
March 8	Wisconsin	W	16-9	7	21-3-0	3-0-0	Tinsley (W 12-2)	758	2:50
March 11	LMU	W	9-1	5	22-3-0	3-0-0	Cable (W 5-1)	423	1:47
March 13	Michigan State	W	10-0	5	23-3-0	4-0-0	Tinsley (W 13-2)	723	1:29
March 14	Michigan State	W	18-10	5	24-3-0	5-0-0	Nally (W 2-0)	1152	2:02
March 15	Michigan State	W	10-2	6	25-3-0	6-0-0	Tinsley (W 14-2)	777	2:04
March 21	at Rutgers	W	16-5	5	26-3-0	7-0-0	Tinsley (W 15-2)	2107	2:13
March 22	at Rutgers	W	13-3	6	27-3-0	8-0-0	Cable (W 6-1)	1123	2:14
March 23	at Rutgers	W	17-6	6	28-3-0	9-0-0	Cable (W 7-1)	151	2:58
March 27	at No. 9 Nebraska	L	1-4	7	28-4-0	9-1-0	Tinsley (L 15-3)	2314	2:12
March 28	at No. 9 Nebraska	W	6-5	7	29-4-0	10-1-0	Tinsley (W 16-3)	3123	2:27
March 29	at No. 9 Nebraska	L	4-8	7	29-5-0	10-2-0	Nally (L 2-1)	2946	2:17
April 2	Hawai'i	W	9-5	7	30-5-0	10-2-0	Somerndike (W 5-0)	715	2:20
April 3	Indiana	W	5-4	7	31-5-0	11-2-0	Tinsley (W 17-3)	927	2:21
April 4	Indiana	W	7-2	7	32-5-0	12-2-0	Cable (W 8-1)	1348	2:42
April 5	Indiana	W	4-0	7	33-5-0	13-2-0	Tinsley (W 18-3)	519	1:51
April 7	at Cal State Fullerton	W	13-11	7	34-5-0	13-2-0	Tinsley (W 19-3)	1172	3:05
April 10	at Illinois	W	17-0	7	35-5-0	14-2-0	Tinsley (W 20-3)	369	2:45
April 11	at Illinois	W	10-1	6	36-5-0	15-2-0	Somerndike (W 6-0)	742	1:58
April 12	at Illinois	W	18-0	5	37-5-0	16-2-0	Nally (W 3-1)	438	1:48
April 14	California Baptist	W	13-6	7	38-5-0	16-2-0	Tinsley (W 21-3)	612	2:22
April 15	at Long Beach State	W	27-9	7	39-5-0	16-2-0	Tinsley (W 22-3)	867	3:21
April 18	California (DH-1)	W	13-5	5	40-5-0	16-2-0	Nally (W 4-1)	1203	1:45
April 18	California (DH-2)	W	9-1	5	41-5-0	16-2-0	Tinsley (W 23-3)	1348	1:28
April 24	at No. 25 Washington	W	7-5	7	42-5-0	17-2-0	Tinsley (W 24-3)	1789	2:24
April 25	at No. 25 Washington	W	7-2	7	43-5-0	18-2-0	Cable (W 9-1)	1963	2:55
April 26	at No. 25 Washington	W	9-1	5	44-5-0	19-2-0	Tinsley (W 25-3)	1776	1:56
May 1	No. 11 Oregon	L	2-8	7	44-6-0	19-3-0	Tinsley (L 25-4)	1348	2:18
May 2	No. 11 Oregon	L	11-13	7	44-7-0	19-4-0	Tinsley (L 25-5)	1348	3:11
May 3	No. 11 Oregon	W	11-3	5	45-7-0	20-4-0	Tinsley (W 26-5)	1348	1:54
May 7	vs. Penn State	W	6-1	7	46-7-0	20-4-0	Tinsley (W 27-5)	700	2:25
May 8	vs. Wisconsin	W	19-5	5	47-7-0	20-4-0	Tinsley (W 28-5)	1512	2:17
May 9	vs. No. 2 Nebraska	L	2-7	7	47-8-0	20-4-0	Tinsley (L 28-6)	1650	2:10

## HITTING GAME-BY-GAME

DATE	OPPONENT	AB	R	H	RBI	2B	3B	HR	TB	BB	IBB	SB	CS	HBP	SAC	SF	GDP	K	PO	A	E	LOB	AVG
Feb. 6	UC Santa Barbara	23	18	11	17	1	1	3	23	8	0	0	0	2	0	0	0	1	15	5	0	3	.478
Feb. 6	Northern Colorado	23	10	11	10	1	0	4	24	2	0	0	0	2	0	0	0	1	15	4	0	5	.478
Feb. 7	vs. Oregon State	24	12	9	12	3	0	3	21	6	0	0	0	0	0	1	0	2	15	4	1	5	.443
Feb. 7	vs. Utah	21	11	11	11	2	0	5	28	6	0	1	0	1	0	1	0	1	15	5	0	6	.462
Feb. 8	UC Riverside	28	17	16	16	2	0	8	42	5	0	0	0	1	0	0	0	0	15	6	1	5	.487
Feb. 13	vs. Oklahoma State	30	3	6	2	0	0	2	12	3	0	0	1	1	0	0	0	8	22	11	0	8	.430
Feb. 13	vs. Missouri	30	6	9	6	2	0	3	20	3	0	0	0	1	0	0	0	6	21	5	1	7	.408
Feb. 14	vs. No. 3 Tennessee	16	0	1	0	1	0	0	2	2	0	0	0	1	1	0	0	4	12	6	1	5	.379
Feb. 14	vs. No. 7 Florida State	30	7	9	7	2	0	1	14	2	0	0	0	2	0	1	0	6	18	11	0	7	.369
Feb. 15	vs. No. 12 LSU	28	8	11	7	5	0	1	19	3	1	0	0	3	0	0	0	5	18	8	0	10	.372
Feb. 19	vs. Auburn	29	23	16	23	5	1	3	32	7	0	0	0	0	0	0	0	2	15	3	1	1	.390
Feb. 20	vs. Nevada	29	6	10	6	3	0	1	16	2	0	0	0	1	0	0	0	8	21	9	0	8	.386
Feb. 20	vs. No. 20 Duke	26	10	8	9	2	0	1	13	5	0	0	0	2	1	2	0	6	21	10	1	8	.380
Feb. 21	vs. Fresno State	21	11	9	10	1	1	4	24	2	0	1	0	1	0	1	0	2	15	4	0	2	.383
Feb. 21	vs. No. 13 South Carolina	25	5	7	5	1	0	1	11	7	0	0	0	1	1	0	1	3	21	6	1	9	.376
Feb. 22	vs. No. 11 Texas A&M	25	15	11	15	2	0	4	25	3	0	1	0	5	1	0	0	2	15	7	0	5	.380
Feb. 27	vs. East Texas A&M	24	14	12	14	3	0	5	30	6	0	0	0	0	0	0	0	1	15	3	0	4	.387
Feb. 27	vs. No. 4 Florida	38	15	15	15	1	0	3	25	8	0	0	0	2	0	1	0	7	21	5	1	13	.387
Feb. 28	vs. BYU	29	13	12	13	2	1	3	25	11	0	0	0	0	0	0	0	6	21	7	0	9	.389
Feb. 28	vs. Seattle U	30	16	12	13	2	0	2	20	12	0	3	1	6	0	3	0	1	21	11	1	14	.389
March 1	vs. Oregon State	25	13	11	13	2	0	3	22	6	0	1	0	1	0	1	0	4	15	6	0	5	.392
March 6	Wisconsin	26	14	14	13	2	1	4	30	3	1	0	0	1	0	0	1	2	15	7	1	4	.398
March 7	Wisconsin	20	8	7	8	0	0	2	13	2	0	0	0	0	0	0	0	5	15	4	0	2	.397
March 8	Wisconsin	33	16	15	16	4	0	3	28	9	0	0	0	2	0	1	0	1	21	8	1	11	.400
March 11	LMU	25	9	9	9	1	0	6	28	4	0	0	0	1	0	0	0	3	15	8	0	7	.398
March 13	Michigan State	20	10	10	10	0	0	4	22	4	0	0	0	1	0	0	1	2	15	8	1	3	.401
March 14	Michigan State	23	18	9	18	3	0	4	24	8	0	0	0	2	0	0	1	4	15	4	3	3	.401
March 15	Michigan State	24	10	9	10	1	0	3	19	10	0	0	0	1	0	3	0	3	18	8	0	11	.400
March 21	at Rutgers	32	16	18	16	2	0	8	44	3	0	1	0	1	0	0	0	5	15	8	3	5	.407
March 22	at Rutgers	27	13	10	12	1	0	3	20	7	0	1	1	1	0	1	0	5	18	11	0	5	.406
March 23	at Rutgers	33	17	17	17	2	0	3	28	5	0	0	0	2	0	1	0	6	18	6	1	6	.410
March 27	at No. 9 Nebraska	26	1	4	1	0	0	0	4	1	0	0	0	0	0	0	0	8	18	5	0	5	.402
March 28	at No. 9 Nebraska	29	6	8	6	2	0	2	16	3	0	0	0	1	0	0	0	7	21	8	0	6	.398
March 29	at No. 9 Nebraska	28	4	7	4	0	0	2	13	3	0	0	0	1	0	0	0	6	18	4	2	7	.393
April 2	Hawai'i	25	9	6	8	1	0	2	13	7	0	1	0	1	0	0	0	0	21	9	0	6	.389
April 3	Indiana	24	5	7	4	1	0	1	11	6	0	0	0	0	0	0	1	5	21	13	3	7	.387
April 4	Indiana	27	7	10	7	3	0	3	22	6	0	0	0	0	0	0	2	1	21	9	1	8	.386
April 5	Indiana	27	4	6	2	2	0	1	11	2	1	1	0	0	0	0	1	4	21	8	0	7	.382
April 7	at Cal State Fullerton	31	13	9	13	2	1	5	28	11	0	1	0	0	0	0	0	10	21	11	4	8	.379
April 10	at Illinois	40	17	17	17	2	1	8	45	5	0	0	0	0	0	0	0	4	21	5	0	7	.381
April 11	at Illinois	26	10	10	10	0	0	4	22	6	0	2	0	1	0	1	0	4	18	8	0	6	.381
April 12	at Illinois	33	18	18	17	5	0	6	41	3	0	0	0	0	0	1	1	1	15	9	0	4	.386
April 14	California Baptist	27	13	10	12	1	0	6	29	6	0	0	0	2	0	0	0	2	21	14	0	4	.385
April 15	at Long Beach State	38	27	18	23	3	1	5	38	16	0	0	0	1	1	2	1	2	21	9	2	10	.388
April 18	California (DH-1)	26	13	14	13	3	0	3	26	6	0	0	0	1	0	0	1	1	15	3	0	7	.391
April 18	California (DH-2)	20	9	10	9	1	0	6	29	2	0	0	0	2	0	1	2	0	15	6	1	4	.393
April 24	at No. 25 Washington	32	7	11	7	2	0	4	25	3	0	0	0	1	0	0	0	4	21	9	0	8	.392
April 25	at No. 25 Washington	26	7	6	5	0	0	4	18	6	0	1	0	1	0	0	0	4	21	6	1	5	.389
April 26	at No. 25 Washington	21	9	6	9	3	0	1	12	9	1	0	0	0	0	1	0	4	15	1	0	7	.387
May 1	No. 11 Oregon	27	2	7	2	1	0	1	11	2	0	0	0	0	0	0	0	2	21	12	0	6	.384
May 2	No. 11 Oregon	31	11	13	11	2	0	5	30	4	0	0	0	0	0	0	2	2	21	5	3	3	.385
May 3	No. 11 Oregon	23	11	10	9	1	0	4	23	3	1	0	0	0	0	0	0	3	15	4	0	3	.386
May 7	vs. Penn State	27	6	10	6	4	1	4	28	7	1	0	0	0	0	0	1	5	21	7	1	10	.386
May 8	vs. Wisconsin	26	19	15	18	5	0	4	32	7	0	0	0	0	0	1	0	1	15	7	1	3	.389
May 8	vs. No. 2 Nebraska	26	2	5	1	0	0	1	8	1	0	0	0	0	0	0	0	8	18	6	3	4	.386
<b>TOTALS</b>		<b>1483</b>	<b>594</b>	<b>572</b>	<b>567</b>	<b>103</b>	<b>9</b>	<b>182</b>	<b>1239</b>	<b>289</b>	<b>6</b>	<b>15</b>	<b>3</b>	<b>57</b>	<b>5</b>	<b>24</b>	<b>16</b>	<b>200</b>	<b>988</b>	<b>386</b>	<b>41</b>	<b>341</b>	<b>.386</b>

## PITCHING GAME-BY-GAME

DATE	OPPONENT	IP	H	R	ER	BB	SO	2B	3B	HR	WP	BK	HBP	DP	IBB	SCORE	W-L	SV	ERA
Feb. 6	UC Santa Barbara	5.0	6	1	1	2	6	3	0	0	0	0	0	1	0	18-1	1-0	0	1.40
Feb. 6	Northern Colorado	5.0	3	1	1	1	8	0	0	1	0	0	0	0	0	10-1	2-0	0	1.40
Feb. 7	vs. Oregon State	5.0	4	4	4	2	6	0	0	2	0	0	1	0	0	12-4	3-0	0	2.80
Feb. 7	vs. Utah	5.0	1	0	0	1	7	0	0	0	0	0	2	0	0	11-0	4-0	0	2.10
Feb. 8	UC Riverside	5.0	2	0	0	1	5	1	0	0	0	0	0	0	0	17-0	5-0	0	1.68
Feb. 13	vs. Oklahoma State	7.1	9	4	3	3	8	1	0	1	0	0	0	0	2	3-4	5-1	0	1.95
Feb. 13	vs. Missouri	7.0	9	5	5	1	10	3	0	2	0	0	2	1	0	6-5	6-1	0	2.49
Feb. 14	vs. No. 3 Tennessee	4.0	8	11	10	4	3	1	1	4	0	0	2	1	0	0-11	6-2	0	3.88
Feb. 14	vs. No. 7 Florida State	6.0	14	11	11	3	2	4	1	3	2	0	1	0	0	7-11	6-3	0	4.97
Feb. 15	vs. No. 12 LSU	6.0	3	0	0	2	4	0	1	0	0	0	0	1	0	8-0	7-3	0	4.43
Feb. 19	vs. Auburn	5.0	5	1	1	1	4	0	1	1	0	0	1	0	0	23-1	8-3	0	4.18
Feb. 20	vs. Nevada	7.0	10	5	5	3	10	1	1	1	1	0	2	0	0	6-5	9-3	0	4.26
Feb. 20	vs. No. 20 Duke	7.0	9	5	4	1	6	4	0	0	0	0	0	0	0	10-5	10-3	0	4.24
Feb. 21	vs. Fresno State	5.0	1	0	0	0	2	0	0	0	0	0	1	2	0	11-0	11-3	0	3.97
Feb. 21	vs. No. 13 South Carolina	7.0	3	4	0	0	4	0	0	1	0	0	0	0	0	5-4	12-3	0	3.65
Feb. 22	vs. No. 11 Texas A&M	5.0	7	7	7	5	0	1	0	1	0	0	3	1	0	15-7	13-3	0	3.99
Feb. 27	vs. East Texas A&M	5.0	2	0	0	1	3	0	0	0	0	0	0	0	0	14-0	14-3	0	3.78
Feb. 27	vs. No. 4 Florida	7.0	21	12	12	3	5	3	0	3	1	0	2	0	0	15-12	15-3	0	4.34
Feb. 28	vs. BYU	7.0	14	8	8	3	6	3	0	2	2	0	0	1	0	13-8	16-3	0	4.57
Feb. 28	vs. Seattle U	7.0	11	10	9	5	5	1	0	1	1	0	1	0	0	16-10	17-3	0	4.83
March 1	vs. Oregon State	5.0	4	3	3	6	4	2	0	0	0	0	0	2	0	13-3	18-3	0	4.81
March 6	Wisconsin	5.0	7	5	4	2	3	2	0	0	1	0	3	0	0	14-5	19-3	0	4.84
March 7	Wisconsin	5.0	2	0	0	3	5	0	0	0	0	0	0	0	0	8-0	20-3	0	4.65
March 8	Wisconsin	7.0	13	9	7	4	3	1	0	2	1	0	0	1	0	16-9	21-3	0	4.77
March 11	LMU	5.0	3	1	1	4	3	0	0	0	0	0	0	0	0	9-1	22-3	0	4.66
March 13	Michigan State	5.0	3	0	0	2	3	0	0	0	1	0	0	0	0	10-0	23-3	0	4.50
March 14	Michigan State	5.0	9	10	5	2	2	2	1	1	1	0	4	0	0	18-10	24-3	0	4.58
March 15	Michigan State	6.0	6	2	2	1	5	3	0	0	0	0	0	0	0	10-2	25-3	0	4.50
March 21	at Rutgers	5.0	3	5	2	6	3	1	0	1	0	0	0	0	0	16-5	26-3	0	4.45
March 22	at Rutgers	6.0	5	3	3	3	3	0	0	2	0	0	2	1	0	13-3	27-3	0	4.41
March 23	at Rutgers	6.0	6	6	6	12	6	2	0	0	1	0	2	0	0	17-6	28-3	0	4.50
March 27	at No. 9 Nebraska	6.0	5	4	4	7	7	1	0	1	1	0	1	0	0	1-4	28-4	0	4.51
March 28	at No. 9 Nebraska	7.0	5	5	5	9	2	0	0	3	0	0	0	0	0	6-5	29-4	0	4.52
March 29	at No. 9 Nebraska	6.0	12	8	7	2	4	2	0	4	0	0	0	0	0	4-8	29-5	0	4.63
April 2	Hawai'i	7.0	5	5	5	8	3	0	0	1	0	0	1	1	0	9-5	30-5	0	4.65
April 3	Indiana	7.0	7	4	2	0	5	2	0	0	1	0	1	1	0	5-4	31-5	0	4.56
April 4	Indiana	7.0	5	2	2	1	5	1	0	1	0	0	3	1	0	7-2	32-5	0	4.48
April 5	Indiana	7.0	3	0	0	2	2	0	0	0	0	0	0	1	0	4-0	33-5	0	4.34
April 7	at Cal State Fullerton	7.0	13	11	9	2	3	2	0	1	1	0	2	1	0	13-11	34-5	0	4.48
April 10	at Illinois	7.0	3	0	0	3	7	1	0	0	0	0	1	0	0	17-0	35-5	0	4.35
April 11	at Illinois	6.0	3	1	1	3	1	1	0	0	0	0	0	0	0	10-1	36-5	0	4.27
April 12	at Illinois	5.0	5	0	0	1	1	2	0	0	0	0	1	1	0	18-0	37-5	0	4.18
April 14	California Baptist	7.0	6	6	6	1	3	1	0	1	1	0	1	0	0	13-6	38-5	0	4.23
April 15	at Long Beach State	7.0	11	9	9	5	5	2	1	0	0	0	2	0	0	27-9	39-5	0	4.36
April 18	California (DH-1)	5.0	5	5	5	1	1	2	0	1	1	0	0	0	0	13-5	40-5	0	4.41
April 18	California (DH-2)	5.0	3	1	1	1	3	0	0	1	0	0	0	0	0	9-1	41-5	0	4.35
April 24	at No. 25 Washington	7.0	7	5	5	2	8	2	0	1	0	0	2	0	0	7-5	42-5	0	4.37
April 25	at No. 25 Washington	7.0	5	2	2	7	7	2	0	1	1	0	1	0	0	7-2	43-5	0	4.31
April 26	at No. 25 Washington	5.0	5	1	1	1	7	1	0	0	0	0	1	0	0	9-1	44-5	0	4.26
May 1	No. 11 Oregon	7.0	13	8	8	2	2	1	0	4	0	0	0	0	0	2-8	44-6	0	4.35
May 2	No. 11 Oregon	7.0	16	13	8	4	5	3	1	2	0	0	2	1	0	11-13	44-7	0	4.43
May 3	No. 11 Oregon	5.0	6	3	3	4	3	0	0	0	1	0	1	0	0	11-3	45-7	0	4.43
May 7	vs. Penn State	7.0	5	1	0	5	9	2	0	0	1	0	1	1	0	6-1	46-7	0	4.33
May 8	vs. Wisconsin	5.0	7	5	3	1	6	1	0	2	0	0	2	1	0	19-5	47-7	0	4.33
May 8	vs. No. 2 Nebraska	6.0	6	7	5	2	2	0	0	2	0	0	1	0	1	2-7	47-8	0	4.36
<b>TOTALS</b>		<b>329.1</b>	<b>364</b>	<b>239</b>	<b>205</b>	<b>161</b>	<b>245</b>	<b>68</b>	<b>8</b>	<b>55</b>	<b>20</b>	<b>0</b>	<b>53</b>	<b>21</b>	<b>3</b>	<b>594-239</b>	<b>47-8</b>	<b>0</b>	<b>4.36</b>

## GAME-BY-GAME POSITION LINEUP

DATE	OPPONENT	RECORD	C	1B	2B	SS	3B	LF	CF	RF	DP	SP
Feb. 6	UC Santa Barbara	1-0	Ramirez, A.	Woolery, J.	Bragg, K.	Garcia, A.	Alejandre, B.	Slimp, R.	Phillips, M.	Grant, M.	Berry, S.	Tinsley, T.
Feb. 6	Northern Colorado	2-0	Mujica, S.	Woolery, J.	Bragg, K.	Garcia, A.	Alejandre, B.	Slimp, R.	Phillips, M.	Grant, M.	Berry, S.	Cable, N.
Feb. 7	vs. Oregon State	3-0	Leyva, J.	Woolery, J.	Bragg, K.	Garcia, A.	Alejandre, B.	Slimp, R.	Phillips, M.	Grant, M.	Berry, S.	Somerndike, S.
Feb. 7	vs. Utah	4-0	Ramirez, A.	Woolery, J.	Bragg, K.	Garcia, A.	Alejandre, B.	Slimp, R.	Phillips, M.	Grant, M.	Berry, S.	Tinsley, T.
Feb. 8	UC Riverside	5-0	Mujica, S.	Woolery, J.	Bragg, K.	Garcia, A.	Alejandre, B.	Lamar, J.	Slimp, R.	Grant, M.	Suarez, R.	Cable, N.
Feb. 13	vs. Oklahoma State	5-1	Ramirez, A.	Woolery, J.	Bragg, K.	Garcia, A.	Alejandre, B.	Lamar, J.	Slimp, R.	Grant, M.	Berry, S.	Tinsley, T.
Feb. 13	vs. Missouri	6-1	Mujica, S.	Woolery, J.	Bragg, K.	Garcia, A.	Alejandre, B.	Lamar, J.	Slimp, R.	Grant, M.	Berry, S.	Tinsley, T.
Feb. 14	vs. No. 3 Tennessee	6-2	Mujica, S.	Woolery, J.	Bragg, K.	Garcia, A.	Alejandre, B.	Slimp, R.	Phillips, M.	Grant, M.	Berry, S.	Cable, N.
Feb. 14	vs. No. 7 Florida State	6-3	Ramirez, A.	Woolery, J.	Bragg, K.	Garcia, A.	Alejandre, B.	Lamar, J.	Phillips, M.	Grant, M.	Slimp, R.	Tinsley, T.
Feb. 15	vs. No. 12 LSU	7-3	Ramirez, A.	Woolery, J.	Bragg, K.	Garcia, A.	Alejandre, B.	Slimp, R.	Phillips, M.	Grant, M.	Mujica, S.	Tinsley, T.
Feb. 19	vs. Auburn	8-3	Ramirez, A.	Woolery, J.	Bragg, K.	Garcia, A.	Alejandre, B.	Slimp, R.	Phillips, M.	Grant, M.	Suarez, R.	Tinsley, T.
Feb. 20	vs. Nevada	9-3	Mujica, S.	Woolery, J.	Bragg, K.	Garcia, A.	Alejandre, B.	Slimp, R.	Phillips, M.	Grant, M.	Suarez, R.	Cable, N.
Feb. 20	vs. No. 20 Duke	10-3	Ramirez, A.	Woolery, J.	Bragg, K.	Garcia, A.	Alejandre, B.	Lamar, J.	Phillips, M.	Grant, M.	Slimp, R.	Tinsley, T.
Feb. 21	vs. Fresno State	11-3	Mujica, S.	Woolery, J.	Bragg, K.	Garcia, A.	Alejandre, B.	Slimp, R.	Phillips, M.	Grant, M.	Suarez, R.	Somerndike, S.
Feb. 21	vs. No. 13 South Carolina	12-3	Ramirez, A.	Woolery, J.	Bragg, K.	Garcia, A.	Alejandre, B.	Slimp, R.	Phillips, M.	Grant, M.	Suarez, R.	Tinsley, T.
Feb. 22	vs. No. 11 Texas A&M	13-3	Ramirez, A.	Woolery, J.	Bragg, K.	Garcia, A.	Alejandre, B.	Slimp, R.	Phillips, M.	Grant, M.	Suarez, R.	Cable, N.
Feb. 27	vs. East Texas A&M	14-3	Mujica, S.	Woolery, J.	Bragg, K.	Garcia, A.	Alejandre, B.	Slimp, R.	Phillips, M.	Lamar, J.	Grant, M.	Somerndike, S.
Feb. 27	vs. No. 4 Florida	15-3	Ramirez, A.	Woolery, J.	Bragg, K.	Garcia, A.	Alejandre, B.	Slimp, R.	Phillips, M.	Grant, M.	Suarez, R.	Tinsley, T.
Feb. 28	vs. BYU	16-3	Mujica, S.	Woolery, J.	Bragg, K.	Garcia, A.	Alejandre, B.	Slimp, R.	Phillips, M.	Lamar, J.	Grant, M.	Somerndike, S.
Feb. 28	vs. Seattle U	17-3	Ramirez, A.	Woolery, J.	Bragg, K.	Garcia, A.	Alejandre, B.	Slimp, R.	Phillips, M.	Grant, M.	Suarez, R.	Cable, N.
March 1	vs. Oregon State	18-3	Mujica, S.	Woolery, J.	Bragg, K.	Garcia, A.	Alejandre, B.	Lamar, J.	Phillips, M.	Grant, M.	Slimp, R.	Nally, B.
March 6	Wisconsin	19-3	Ramirez, A.	Woolery, J.	Bragg, K.	Garcia, A.	Alejandre, B.	Slimp, R.	Phillips, M.	Grant, M.	Suarez, R.	Somerndike, S.
March 7	Wisconsin	20-3	Ramirez, A.	Woolery, J.	Bragg, K.	Garcia, A.	Alejandre, B.	Slimp, R.	Lamar, J.	Grant, M.	Suarez, R.	Tinsley, T.
March 8	Wisconsin	21-3	Mujica, S.	Woolery, J.	Bragg, K.	Garcia, A.	Alejandre, B.	Slimp, R.	Lamar, J.	Grant, M.	Suarez, R.	Nally, B.
March 11	LMU	22-3	Mujica, S.	Woolery, J.	Bragg, K.	Garcia, A.	Alejandre, B.	Slimp, R.	Lamar, J.	Grant, M.	Suarez, R.	Cable, N.
March 13	Michigan State	23-3	Ramirez, A.	Woolery, J.	Bragg, K.	Garcia, A.	Alejandre, B.	Slimp, R.	Lamar, J.	Grant, M.	Suarez, R.	Tinsley, T.
March 14	Michigan State	24-3	Mujica, S.	Woolery, J.	Bragg, K.	Garcia, A.	Alejandre, B.	Slimp, R.	Lamar, J.	Grant, M.	Suarez, R.	Cable, N.
March 15	Michigan State	25-3	Ramirez, A.	Woolery, J.	Bragg, K.	Garcia, A.	Alejandre, B.	Slimp, R.	Lamar, J.	Grant, M.	Berry, S.	Tinsley, T.
March 21	at Rutgers	26-3	Ramirez, A.	Woolery, J.	Bragg, K.	Garcia, A.	Alejandre, B.	Slimp, R.	Lamar, J.	Grant, M.	Suarez, R.	Tinsley, T.
March 22	at Rutgers	27-3	Mujica, S.	Woolery, J.	Bragg, K.	Garcia, A.	Alejandre, B.	Slimp, R.	Lamar, J.	Grant, M.	Suarez, R.	Cable, N.
March 23	at Rutgers	28-3	Ramirez, A.	Woolery, J.	Bragg, K.	Garcia, A.	Alejandre, B.	Slimp, R.	Lamar, J.	Grant, M.	Suarez, R.	Nally, B.
March 27	at No. 9 Nebraska	28-4	Ramirez, A.	Woolery, J.	Bragg, K.	Garcia, A.	Alejandre, B.	Slimp, R.	Lamar, J.	Grant, M.	Suarez, R.	Tinsley, T.
March 28	at No. 9 Nebraska	29-4	Mujica, S.	Woolery, J.	Bragg, K.	Garcia, A.	Alejandre, B.	Slimp, R.	Lamar, J.	Grant, M.	Ramirez, A.	Cable, N.
March 29	at No. 9 Nebraska	29-5	Mujica, S.	Woolery, J.	Bragg, K.	Garcia, A.	Alejandre, B.	Slimp, R.	Lamar, J.	Grant, M.	Ramirez, A.	Nally, B.
April 2	Hawai'i	30-5	Leyva, J.	Woolery, J.	Bragg, K.	Garcia, A.	Alejandre, B.	Slimp, R.	Lamar, J.	Phillips, M.	Grant, M.	Nally, B.
April 3	Indiana	31-5	Ramirez, A.	Woolery, J.	Bragg, K.	Garcia, A.	Alejandre, B.	Slimp, R.	Lamar, J.	Grant, M.	Suarez, R.	Tinsley, T.
April 4	Indiana	32-5	Ramirez, A.	Woolery, J.	Bragg, K.	Garcia, A.	Alejandre, B.	Phillips, M.	Lamar, J.	Grant, M.	Slimp, R.	Cable, N.
April 5	Indiana	33-5	Ramirez, A.	Woolery, J.	Bragg, K.	Garcia, A.	Alejandre, B.	Phillips, M.	Lamar, J.	Grant, M.	Slimp, R.	Tinsley, T.
April 7	at Cal State Fullerton	34-5	Ramirez, A.	Woolery, J.	Bragg, K.	Garcia, A.	Alejandre, B.	Slimp, R.	Lamar, J.	Grant, M.	Suarez, R.	Cable, N.
April 10	at Illinois	35-5	Ramirez, A.	Woolery, J.	Bragg, K.	Garcia, A.	Alejandre, B.	Slimp, R.	Lamar, J.	Grant, M.	Suarez, R.	Tinsley, T.
April 11	at Illinois	36-5	Mujica, S.	Woolery, J.	Bragg, K.	Garcia, A.	Alejandre, B.	Slimp, R.	Lamar, J.	Grant, M.	Suarez, R.	Somerndike, S.
April 12	at Illinois	37-5	Mujica, S.	Woolery, J.	Bragg, K.	Garcia, A.	Alejandre, B.	Slimp, R.	Lamar, J.	Grant, M.	Ramirez, A.	Nally, B.
April 14	California Baptist	38-5	Ramirez, A.	Woolery, J.	Bragg, K.	Garcia, A.	Alejandre, B.	Slimp, R.	Lamar, J.	Grant, M.	Suarez, R.	Tinsley, T.
April 15	at Long Beach State	39-5	Ramirez, A.	Woolery, J.	Bragg, K.	Garcia, A.	Alejandre, B.	Slimp, R.	Lamar, J.	Grant, M.	Suarez, R.	Cable, N.
April 18	California (DH-1)	40-5	Mujica, S.	Woolery, J.	Bragg, K.	Garcia, A.	Alejandre, B.	Slimp, R.	Lamar, J.	Grant, M.	Ramirez, A.	Nally, B.
April 18	California (DH-2)	41-5	Ramirez, A.	Woolery, J.	Bragg, K.	Garcia, A.	Alejandre, B.	Slimp, R.	Lamar, J.	Grant, M.	Mujica, S.	Tinsley, T.
April 24	at No. 25 Washington	42-5	Ramirez, A.	Woolery, J.	Bragg, K.	Garcia, A.	Alejandre, B.	Slimp, R.	Lamar, J.	Grant, M.	Suarez, R.	Tinsley, T.
April 25	at No. 25 Washington	43-5	Mujica, S.	Woolery, J.	Bragg, K.	Garcia, A.	Alejandre, B.	Slimp, R.	Lamar, J.	Grant, M.	Ramirez, A.	Nally, B.
April 26	at No. 25 Washington	44-5	Ramirez, A.	Woolery, J.	Bragg, K.	Garcia, A.	Alejandre, B.	Slimp, R.	Lamar, J.	Grant, M.	Berry, S.	Tinsley, T.
May 1	No. 11 Oregon	44-6	Ramirez, A.	Woolery, J.	Bragg, K.	Garcia, A.	Alejandre, B.	Slimp, R.	Lamar, J.	Grant, M.	Suarez, R.	Tinsley, T.
May 2	No. 11 Oregon	44-7	Ramirez, A.	Woolery, J.	Bragg, K.	Garcia, A.	Alejandre, B.	Slimp, R.	Lamar, J.	Grant, M.	Berry, S.	Cable, N.
May 3	No. 11 Oregon	45-7	Mujica, S.	Woolery, J.	Bragg, K.	Garcia, A.	Alejandre, B.	Slimp, R.	Lamar, J.	Grant, M.	Berry, S.	Nally, B.
May 7	vs. Penn State	46-7	Ramirez, A.	Woolery, J.	Bragg, K.	Garcia, A.	Alejandre, B.	Slimp, R.	Lamar, J.	Grant, M.	Berry, S.	Tinsley, T.
May 8	vs. Wisconsin	47-7	Ramirez, A.	Woolery, J.	Bragg, K.	Garcia, A.	Alejandre, B.	Slimp, R.	Lamar, J.	Grant, M.	Berry, S.	Tinsley, T.
May 8	vs. No. 2 Nebraska	47-8	Ramirez, A.	Woolery, J.	Bragg, K.	Garcia, A.	Alejandre, B.	Slimp, R.	Lamar, J.	Grant, M.	Berry, S.	Tinsley, T.

## GAME-BY-GAME BATTING LINEUP

DATE	OPPONENT	RECORD	1	2	3	4	5	6	7	8	9
Feb. 6	UC Santa Barbara	1-0	Slimp, R.	Grant, M.	Woolery, J.	Bragg, K.	Berry, S.	Ramirez, A.	Garcia, A.	Alejandre, B.	Phillips, M.
Feb. 6	Northern Colorado	2-0	Slimp, R.	Grant, M.	Woolery, J.	Bragg, K.	Berry, S.	Mujica, S.	Garcia, A.	Alejandre, B.	Phillips, M.
Feb. 7	vs. Oregon State	3-0	Slimp, R.	Grant, M.	Woolery, K.	Bragg, K.	Berry, S.	Garcia, A.	Alejandre, B.	Leyva, J.	Phillips, M.
Feb. 7	vs. Utah	4-0	Slimp, R.	Grant, M.	Woolery, J.	Bragg, K.	Berry, S.	Garcia, A.	Alejandre, B.	Ramirez, A.	Phillips, M.
Feb. 8	UC Riverside	5-0	Slimp, R.	Grant, M.	Woolery, J.	Bragg, K.	Alejandre, B.	Garcia, A.	Suarez, R.	Mujica, S.	Lamar, J.
Feb. 13	vs. Oklahoma State	5-1	Slimp, R.	Grant, M.	Woolery, J.	Bragg, K.	Alejandre, B.	Garcia, A.	Ramirez, A.	Berry, S.	Lamar, J.
Feb. 13	vs. Missouri	6-1	Slimp, R.	Grant, M.	Woolery, J.	Bragg, K.	Alejandre, B.	Garcia, A.	Suarez, R.	Mujica, S.	Lamar, J.
Feb. 14	vs. No. 3 Tennessee	6-2	Slimp, R.	Grant, M.	Woolery, J.	Bragg, K.	Alejandre, B.	Garcia, A.	Berry, S.	Mujica, S.	Phillips, M.
Feb. 14	vs. No. 7 Florida State	6-3	Slimp, R.	Grant, M.	Woolery, J.	Bragg, K.	Alejandre, B.	Ramirez, A.	Lamar, J.	Garcia, A.	Phillips, M.
Feb. 15	vs. No. 12 LSU	7-3	Slimp, R.	Grant, M.	Woolery, J.	Bragg, K.	Alejandre, B.	Mujica, S.	Ramirez, A.	Garcia, A.	Phillips, M.
Feb. 19	vs. Auburn	8-3	Slimp, R.	Grant, M.	Woolery, J.	Bragg, K.	Alejandre, B.	Suarez, R.	Garcia, A.	Ramirez, A.	Phillips, M.
Feb. 20	vs. Nevada	9-3	Slimp, R.	Grant, M.	Woolery, J.	Bragg, K.	Alejandre, B.	Suarez, R.	Garcia, A.	Mujica, S.	Phillips, M.
Feb. 20	vs. No. 20 Duke	10-3	Slimp, R.	Grant, M.	Woolery, J.	Bragg, K.	Alejandre, B.	Garcia, A.	Ramirez, A.	Lamar, J.	Phillips, M.
Feb. 21	vs. Fresno State	11-3	Slimp, R.	Grant, M.	Woolery, J.	Bragg, K.	Alejandre, B.	Suarez, R.	Garcia, A.	Mujica, S.	Phillips, M.
Feb. 21	vs. No. 13 South Carolina	12-3	Slimp, R.	Grant, M.	Woolery, J.	Bragg, K.	Alejandre, B.	Suarez, R.	Garcia, A.	Ramirez, A.	Phillips, M.
Feb. 22	vs. No. 11 Texas A&M	13-3	Slimp, R.	Grant, M.	Woolery, J.	Bragg, K.	Alejandre, B.	Suarez, R.	Garcia, A.	Ramirez, A.	Phillips, M.
Feb. 27	vs. East Texas A&M	14-3	Slimp, R.	Grant, M.	Woolery, J.	Bragg, K.	Alejandre, B.	Garcia, A.	Lamar, J.	Mujica, S.	Phillips, M.
Feb. 27	vs. No. 4 Florida	15-3	Slimp, R.	Grant, M.	Woolery, J.	Bragg, K.	Alejandre, B.	Suarez, R.	Garcia, A.	Ramirez, A.	Phillips, M.
Feb. 28	vs. BYU	16-3	Slimp, R.	Grant, M.	Woolery, J.	Bragg, K.	Alejandre, B.	Garcia, A.	Lamar, J.	Mujica, S.	Phillips, M.
Feb. 28	vs. Seattle U	17-3	Slimp, R.	Grant, M.	Woolery, J.	Bragg, K.	Alejandre, B.	Suarez, R.	Garcia, A.	Ramirez, A.	Phillips, M.
March 1	vs. Oregon State	18-3	Slimp, R.	Grant, M.	Woolery, J.	Bragg, K.	Alejandre, B.	Garcia, A.	Lamar, J.	Mujica, S.	Phillips, M.
March 6	Wisconsin	19-3	Slimp, R.	Grant, M.	Woolery, J.	Bragg, K.	Alejandre, B.	Suarez, R.	Garcia, A.	Ramirez, A.	Phillips, M.
March 7	Wisconsin	20-3	Slimp, R.	Grant, M.	Woolery, J.	Bragg, K.	Alejandre, B.	Suarez, R.	Garcia, A.	Ramirez, A.	Lamar, J.
March 8	Wisconsin	21-3	Slimp, R.	Grant, M.	Woolery, J.	Bragg, K.	Alejandre, B.	Suarez, R.	Garcia, A.	Mujica, S.	Lamar, J.
March 11	LMU	22-3	Slimp, R.	Grant, M.	Woolery, J.	Bragg, K.	Alejandre, B.	Suarez, R.	Garcia, A.	Mujica, S.	Lamar, J.
March 13	Michigan State	23-3	Slimp, R.	Grant, M.	Woolery, J.	Bragg, K.	Alejandre, B.	Suarez, R.	Garcia, A.	Ramirez, A.	Lamar, J.
March 14	Michigan State	24-3	Slimp, R.	Grant, M.	Woolery, J.	Bragg, K.	Alejandre, B.	Suarez, R.	Garcia, A.	Mujica, S.	Lamar, J.
March 15	Michigan State	25-3	Slimp, R.	Grant, M.	Woolery, J.	Bragg, K.	Alejandre, B.	Garcia, A.	Berry, S.	Ramirez, A.	Lamar, J.
March 21	at Rutgers	26-3	Slimp, R.	Grant, M.	Woolery, J.	Bragg, K.	Alejandre, B.	Suarez, R.	Garcia, A.	Ramirez, A.	Lamar, J.
March 22	at Rutgers	27-3	Slimp, R.	Grant, M.	Woolery, J.	Bragg, K.	Alejandre, B.	Suarez, R.	Garcia, A.	Mujica, S.	Lamar, J.
March 23	at Rutgers	28-3	Slimp, R.	Grant, M.	Woolery, J.	Bragg, K.	Alejandre, B.	Suarez, R.	Garcia, A.	Ramirez, A.	Lamar, J.
March 27	at No. 9 Nebraska	28-4	Slimp, R.	Grant, M.	Woolery, J.	Bragg, K.	Alejandre, B.	Garcia, A.	Ramirez, A.	Suarez, R.	Lamar, J.
March 28	at No. 9 Nebraska	29-4	Slimp, R.	Grant, M.	Woolery, J.	Bragg, K.	Alejandre, B.	Garcia, A.	Mujica, S.	Ramirez, A.	Lamar, J.
March 29	at No. 9 Nebraska	29-5	Slimp, R.	Grant, M.	Woolery, J.	Bragg, K.	Alejandre, B.	Garcia, A.	Mujica, S.	Ramirez, A.	Lamar, J.
April 2	Hawai'i	30-5	Slimp, R.	Grant, M.	Woolery, J.	Bragg, K.	Alejandre, B.	Garcia, A.	Leyva, J.	Phillips, M.	Lamar, J.
April 3	Indiana	31-5	Slimp, R.	Grant, M.	Woolery, J.	Bragg, K.	Alejandre, B.	Suarez, R.	Garcia, A.	Ramirez, A.	Lamar, J.
April 4	Indiana	32-5	Slimp, R.	Grant, M.	Woolery, J.	Bragg, K.	Alejandre, B.	Garcia, A.	Ramirez, A.	Phillips, M.	Lamar, J.
April 5	Indiana	33-5	Slimp, R.	Grant, M.	Woolery, J.	Bragg, K.	Alejandre, B.	Garcia, A.	Ramirez, A.	Phillips, M.	Lamar, J.
April 7	at Cal State Fullerton	34-5	Slimp, R.	Grant, M.	Woolery, J.	Bragg, K.	Alejandre, B.	Garcia, A.	Suarez, R.	Ramirez, A.	Lamar, J.
April 10	at Illinois	35-5	Slimp, R.	Grant, M.	Woolery, J.	Bragg, K.	Ramirez, A.	Garcia, A.	Alejandre, B.	Suarez, R.	Lamar, J.
April 11	at Illinois	36-5	Slimp, R.	Grant, M.	Woolery, J.	Bragg, K.	Garcia, A.	Alejandre, B.	Suarez, R.	Mujica, S.	Lamar, J.
April 12	at Illinois	37-5	Slimp, R.	Grant, M.	Woolery, J.	Bragg, K.	Ramirez, A.	Garcia, A.	Alejandre, B.	Mujica, S.	Lamar, J.
April 14	California Baptist	38-5	Slimp, R.	Grant, M.	Woolery, J.	Bragg, K.	Ramirez, A.	Garcia, A.	Alejandre, B.	Suarez, R.	Lamar, J.
April 15	at Long Beach State	39-5	Slimp, R.	Grant, M.	Woolery, J.	Bragg, K.	Ramirez, A.	Garcia, A.	Alejandre, B.	Suarez, R.	Lamar, J.
April 18	California (DH-1)	40-5	Slimp, R.	Grant, M.	Woolery, J.	Bragg, K.	Ramirez, A.	Garcia, A.	Alejandre, B.	Mujica, S.	Lamar, J.
April 18	California (DH-2)	41-5	Slimp, R.	Grant, M.	Woolery, J.	Bragg, K.	Ramirez, A.	Garcia, A.	Alejandre, B.	Mujica, S.	Lamar, J.
April 24	at No. 25 Washington	42-5	Slimp, R.	Grant, M.	Woolery, J.	Bragg, K.	Ramirez, A.	Garcia, A.	Alejandre, B.	Suarez, R.	Lamar, J.
April 25	at No. 25 Washington	43-5	Slimp, R.	Grant, M.	Woolery, J.	Bragg, K.	Ramirez, A.	Garcia, A.	Alejandre, B.	Mujica, S.	Lamar, J.
April 26	at No. 25 Washington	44-5	Slimp, R.	Grant, M.	Woolery, J.	Bragg, K.	Garcia, A.	Alejandre, B.	Ramirez, A.	Berry, S.	Lamar, J.
May 1	No. 11 Oregon	44-6	Slimp, R.	Grant, M.	Woolery, J.	Ramirez, A.	Garcia, A.	Alejandre, B.	Bragg, K.	Suarez, R.	Lamar, J.
May 2	No. 11 Oregon	44-7	Slimp, R.	Grant, M.	Woolery, J.	Garcia, A.	Alejandre, B.	Ramirez, A.	Bragg, K.	Berry, S.	Lamar, J.
May 3	No. 11 Oregon	45-7	Slimp, R.	Grant, M.	Woolery, J.	Garcia, A.	Alejandre, B.	Bragg, K.	Berry, S.	Mujica, S.	Lamar, J.
May 7	vs. Penn State	46-7	Slimp, R.	Grant, M.	Woolery, J.	Garcia, A.	Alejandre, B.	Bragg, K.	Ramirez, A.	Berry, S.	Lamar, J.
May 8	vs. Wisconsin	47-7	Slimp, R.	Grant, M.	Woolery, J.	Garcia, A.	Alejandre, B.	Bragg, K.	Ramirez, A.	Berry, S.	Lamar, J.
May 8	vs. No. 2 Nebraska	47-8	Slimp, R.	Grant, M.	Woolery, J.	Garcia, A.	Alejandre, B.	Bragg, K.	Ramirez, A.	Berry, S.	Lamar, J.

## STARTING PITCHER LOG

PITCHER	OPPONENT	DATE	DECISION	IP	H	R	ER	BB	SO	NP	STRIKES
Tinsley, T.	UC Santa Barbara	Feb. 6	W	5.0	6	1	1	2	6	93	63
Cable, N.	Northern Colorado	Feb. 6	W	5.0	3	1	1	1	8	74	46
Somerndike, S.	vs. Oregon State	Feb. 7	ND	1.2	4	4	4	1	1	54	30
Tinsley, T.	vs. Utah	Feb. 7	W	5.0	1	0	0	1	7	85	54
Cable, N.	UC Riverside	Feb. 8	ND	2.0	2	0	0	1	1	31	21
Tinsley, T.	vs. Oklahoma State	Feb. 13	L	7.1	9	4	3	3	8	95	67
Nally, B.	vs. Missouri	Feb. 13	ND	2.1	4	4	4	0	2	37	24
Cable, N.	vs. No. 3 Tennessee	Feb. 14	L	2.1	4	7	6	3	2	70	37
Tinsley, T.	vs. No. 7 Florida State	Feb. 14	L	1.1	8	7	7	0	0	36	25
Tinsley, T.	vs. No. 12 LSU	Feb. 15	W	6.0	3	0	0	2	4	101	63
Tinsley, T.	vs. Auburn	Feb. 19	W	3.0	2	0	0	1	2	49	34
Cable, N.	vs. Nevada	Feb. 20	ND	4.0	8	4	4	1	7	91	59
Tinsley, T.	vs. No. 20 Duke	Feb. 20	W	7.0	9	5	4	1	6	122	85
Somerndike, S.	vs. Fresno State	Feb. 21	W	5.0	1	0	0	0	2	54	38
Tinsley, T.	vs. No. 13 South Carolina	Feb. 21	W	7.0	3	4	0	0	4	88	60
Cable, N.	vs. No. 11 Texas A&M	Feb. 22	W	4.2	5	4	4	3	0	84	47
Somerndike, S.	vs. East Texas A&M	Feb. 27	W	3.0	1	0	0	1	3	42	26
Tinsley, T.	vs. No. 4 Florida	Feb. 27	ND	4.0	12	7	7	1	4	104	72
Somerndike, S.	vs. BYU	Feb. 28	W	4.0	7	5	5	2	3	74	45
Cable, N.	vs. Seattle U	Feb. 28	W	4.0	10	10	9	3	3	78	52
Nally, B.	vs. Oregon State	March 1	ND	2.1	1	1	1	3	1	44	20
Somerndike, S.	Wisconsin	March 6	ND	1.0	3	3	2	0	0	26	14
Tinsley, T.	Wisconsin	March 7	W	5.0	2	0	0	3	5	89	54
Nally, B.	Wisconsin	March 8	ND	1.1	5	5	4	1	0	30	15
Cable, N.	LMU	March 11	W	5.0	3	1	1	4	3	75	48
Tinsley, T.	Michigan State	March 13	W	5.0	3	0	0	2	3	94	60
Cable, N.	Michigan State	March 14	ND	2.0	4	6	2	2	1	50	23
Tinsley, T.	Michigan State	March 15	W	6.0	6	2	2	1	5	102	72
Tinsley, T.	at Rutgers	March 21	W	5.0	3	5	2	6	3	96	55
Cable, N.	at Rutgers	March 22	W	5.0	5	3	3	2	3	86	51
Nally, B.	at Rutgers	March 23	ND	2.2	3	2	2	6	1	68	34
Tinsley, T.	at No. 9 Nebraska	March 27	L	6.0	5	4	4	7	7	143	84
Cable, N.	at No. 9 Nebraska	March 28	ND	1.0	0	2	2	5	0	34	11
Nally, B.	at No. 9 Nebraska	March 29	L	1.2	4	3	3	0	0	28	16
Nally, B.	Hawai'i	April 2	ND	2.2	4	3	3	4	1	76	39
Tinsley, T.	Indiana	April 3	W	7.0	7	4	2	0	5	102	74
Cable, N.	Indiana	April 4	W	7.0	5	2	2	1	5	137	85
Tinsley, T.	Indiana	April 5	W	7.0	3	0	0	2	2	80	52
Cable, N.	at Cal State Fullerton	April 7	ND	1.0	6	7	7	2	0	44	26
Tinsley, T.	at Illinois	April 10	W	6.0	2	0	0	3	6	99	61
Somerndike, S.	at Illinois	April 11	W	6.0	3	1	1	3	1	71	47
Nally, B.	at Illinois	April 12	W	5.0	5	0	0	1	1	50	32
Tinsley, T.	California Baptist	April 14	W	7.0	6	6	6	1	3	98	68
Cable, N.	at Long Beach State	April 15	ND	3.0	4	7	7	4	1	72	36
Nally, B.	California (DH-1)	April 18	W	4.0	4	4	4	1	1	54	34
Tinsley, T.	California (DH-2)	April 18	W	5.0	3	1	1	1	3	56	40
Tinsley, T.	at No. 25 Washington	April 24	W	7.0	7	5	5	2	8	119	81
Nally, B.	at No. 25 Washington	April 25	ND	1.2	2	2	2	2	0	44	25
Tinsley, T.	at No. 25 Washington	April 26	W	5.0	5	1	1	1	7	83	57
Tinsley, T.	No. 11 Oregon	May 1	L	7.0	13	8	8	2	2	118	79
Cable, N.	No. 11 Oregon	May 2	ND	1.1	4	3	3	1	0	38	22
Nally, B.	No. 11 Oregon	May 3	ND	2.0	4	3	3	1	2	93	23
Tinsley, T.	vs. Penn State	May 7	W	7.0	5	1	0	5	9	132	83
Tinsley, T.	vs. Wisconsin	May 8	W	4.0	6	3	1	0	4	82	53
Tinsley, T.	vs. No. 2 Nebraska	May 9	L	6.0	6	7	5	2	2	114	71
<b>TOTALS</b>		<b>55 gms</b>	<b>31-7</b>	<b>234.1</b>	<b>258</b>	<b>172</b>	<b>136</b>	<b>118</b>	<b>168</b>		

## PITCHING CAREER LINES

### 3 • Natalie Cable • LHP • Fr.

Year	era	w-l	app	gs	cg	sho	sv	ip	h	r	er	bb	so	2b	3b	hr	bf	bavg	wp	hbp	bk	sfa	sha
2026	6.72	9-1	22	14	3	0/1	0	67.2	90	72	65	46	51	11	4	16	356	.315	6	23	0	1	0
<b>TOTAL</b>	<b>6.72</b>	<b>9-1</b>	<b>22</b>	<b>14</b>	<b>3</b>	<b>0/1</b>	<b>0</b>	<b>67.2</b>	<b>90</b>	<b>72</b>	<b>65</b>	<b>46</b>	<b>51</b>	<b>11</b>	<b>4</b>	<b>16</b>	<b>356</b>	<b>.315</b>	<b>6</b>	<b>23</b>	<b>0</b>	<b>1</b>	<b>0</b>



## NATALIE CABLE

#3 • LHP • 5-6 • Fr.  
Bloomington Senior HS  
Valrico, Fla.

### SEASON & CAREER HIGHS

Stat	Value	Opponent
Innings Pitched	5.0 (3x)	MR: at Rutgers (3/22/26)
Hits Allowed	10	vs. Seattle U (2/28/26)
Runs Allowed	10	vs. Seattle U (2/28/26)
Earned Runs Allowed	9	vs. Seattle U (2/28/26)
Walks Allowed	5	at Nebraska (3/28/26)
Home Runs Allowed	2 (2x)	MR: Oregon (5/2/26)
Strikeouts	8	Northern Colorado (2/6/26)

### THE LAST TIME IN STARTS

0 Earned Runs: ..... at Rutgers (3/22/26)  
 CG Shutout: ..... Never happened  
 Complete Game: ..... Indiana (4/4/26)  
 Worked 5.0+ Innings: ..... Indiana (4/4/26)  
 5+ Strikeouts: ..... Indiana (4/4/26)  
 0 Walks (min. 3.0 IP): ..... Never happened  
 No-Hitter: ..... Never happened  
 Perfect Game: ..... Never happened

### THE LAST TIME IN RELIEF

0 Earned Runs: ..... at Washington (4/26/26)  
 Worked 3.0+ Innings: ..... at Washington (4/26/26)  
 5+ Strikeouts: ..... Never happened  
 0 Walks: ..... California (4/18/26)  
 Earned Save: ..... Never happened

### 2026 Game-By-Game Statistics (Freshman)

#### 22 Appearances (14 Starts)

Date	Opponent	IP	H	R	ER	BB	SO	DEC
2/6	Northern Colorado *	5.0	3	1	1	1	8	W
2/8	UC Riverside *	2.0	2	0	0	1	1	-
2/14	vs. (3) Tennessee *	21	4	7	6	3	2	L
2/14	vs. (7) Florida State	4.2	6	4	4	3	2	-
2/19	vs. Auburn	2.0	3	1	1	0	2	-
2/20	vs. Nevada *	4.0	8	4	4	1	7	-
2/22	vs. (11) Texas A&M *	4.2	5	4	4	3	0	W
2/27	vs. (4) Florida	3.0	9	5	5	2	1	W
2/28	vs. Seattle U *	4.0	10	10	9	3	3	W
3/11	LMU *	5.0	3	1	1	4	3	W
3/14	Michigan State *	2.0	4	6	2	2	1	-
3/22	at Rutgers *	5.0	5	3	3	2	3	W
3/23	at Rutgers *	2.2	1	0	0	3	4	W
3/28	at (9) Nebraska *	1.0	0	2	2	5	0	-
3/29	at (9) Nebraska	2.1	4	2	1	1	2	-
4/4	Indiana *	7.0	5	2	2	1	5	W
4/7	at Cal State Fullerton *	1.0	6	7	7	2	0	-
4/15	at Long Beach State *	3.0	4	7	7	4	1	-
4/18	California (DH-1)	1.0	1	1	1	0	0	-
4/25	at (25) Washington	3.2	2	0	0	3	4	W
5/2	(11) Oregon *	1.1	4	3	3	1	0	-
5/8	vs. Wisconsin	1.0	1	2	2	1	2	-

\* indicates Game Started

*italicized* indicates NCAA Tournament contest

## PITCHING CAREER LINES

**55 • Brynne Nally • RHP • So.**

### BRYNNE NALLY'S CAREER STATISTICS (2025 AT LONG BEACH STATE)

Season	ERA	W-L	APP	GS	CG	SHO	SV	IP	H	R	ER	BB	SO	2B	3B	HR	BF	B/AVG	WP	HBP	BK	SFA	SHA
2025	3.22	6-6	21	12	3	0	0	74.0	68	38	34	41	49	13	0	5	328	.245	10	3	0	2	4
2026	5.92	4-1	21	10	1	1/3	0	47.1	61	43	40	25	21	17	0	11	227	.316	4	4	0	1	4
<b>CAREER</b>	<b>4.30</b>	<b>10-7</b>	<b>42</b>	<b>22</b>	<b>4</b>	<b>1/3</b>	<b>0</b>	<b>120.1</b>	<b>129</b>	<b>81</b>	<b>74</b>	<b>65</b>	<b>70</b>	<b>30</b>	<b>0</b>	<b>16</b>	<b>555</b>	<b>.284</b>	<b>14</b>	<b>7</b>	<b>0</b>	<b>3</b>	<b>8</b>



## BRYNNE NALLY

#55 • RHP • 5-9 • So.  
Pacifica HS (Long Beach State)  
Garden Grove, Calif.

### SEASON HIGHS

Stat	Value	Opponent
Innings Pitched	5.0	at Illinois (4/12/26)
Hits Allowed	7	vs. BYU (2/28/26)
Runs Allowed	5	Wisconsin (3/8/26)
Earned Runs Allowed	4 (4x)	MR: California (4/18/26)
Walks Allowed	6	at Rutgers (3/23/26)
Home Runs Allowed	3	vs. Tennessee (2/14/26)
Strikeouts	5	vs. Oregon State (2/7/26)

### CAREER HIGHS

Stat	Value	Opponent
Innings Pitched	7.0	vs. Utah (2/21/25)
Hits Allowed	7 (2x)	MR: vs. BYU (2/28/26)
Runs Allowed	6	vs. Oregon State (2/22/25)
Earned Runs Allowed	6	vs. Oregon State (2/22/25)
Walks Allowed	6	at Rutgers (3/23/26)
Home Runs Allowed	3	vs. Tennessee (2/14/26)
Strikeouts	5 (2x)	MR: vs. Oregon St. (2/7/26)

### THE LAST TIME IN STARTS

0 Earned Runs: ..... at Illinois (4/12/26)  
 CG Shutout: ..... at Illinois (4/12/26)  
 Complete Game: ..... at Illinois (4/12/26)  
 Worked 5.0+ Innings: ..... at Illinois (4/12/26)  
 5+ Strikeouts: ..... Never happened  
 0 Walks (min. 3.0 IP): ..... UC San Diego (3/14/25)  
 No-Hitter: ..... Never happened  
 Perfect Game: ..... Never happened

### THE LAST TIME IN RELIEF

0 Earned Runs: ..... at Illinois (4/10/26)  
 Worked 3.0+ Innings: ..... Michigan State (3/14/26)  
 5+ Strikeouts: ..... vs. Oregon State (2/7/26)  
 0 Walks: ..... at Illinois (4/10/26)  
 Earned Save: ..... Never happened

### 2026 Game-By-Game Statistics (Sophomore)

#### 21 Appearances (10 Starts)

Date	Opponent	IP	H	R	ER	BB	SO	DEC
2/7	vs. Oregon State	3.1	0	0	0	1	5	W
2/8	UC Riverside	1.0	0	0	0	0	0	-
2/13	vs. Missouri *	2.1	4	4	4	0	2	-
2/14	vs. (3) Tennessee	1.2	4	4	4	1	1	-
2/27	vs. East Texas A&M	2.0	1	0	0	0	0	-
2/28	vs. BYU	3.0	7	3	3	1	3	-
2/28	vs. Seattle U	2.0	0	0	0	1	1	-
3/1	vs. Oregon State *	2.1	1	1	1	3	1	-
3/6	Wisconsin	2.0	3	2	2	1	0	-
3/8	Wisconsin *	1.1	5	5	4	1	0	-
3/14	Michigan State	3.0	5	4	3	0	1	W
3/22	at Rutgers	1.0	0	0	0	1	0	-
3/23	at Rutgers *	2.2	3	2	2	6	1	-
3/29	at (9) Nebraska *	1.2	4	3	3	0	0	L
4/2	Hawai'i *	2.2	4	3	3	4	1	-
4/7	at Cal State Fullerton	1.2	4	3	2	0	0	-
4/10	at Illinois	1.0	1	0	0	0	1	-
4/12	at Illinois *	5.0	5	0	0	1	1	W
4/18	California (DH-1) *	4.0	4	4	4	1	1	W
4/25	at (25) Washington *	1.2	2	2	2	2	0	-
5/3	(11) Oregon *	2.0	4	3	3	1	2	-

\* indicates Game Started

*italicized* indicates NCAA Tournament contest

### 2025 Game-By-Game Statistics (Freshman)

#### 21 Appearances (12 Starts)

Date	Opponent	IP	H	R	ER	BB	SO	DEC
2/7	Seattle U. *	6.0	4	3	1	4	2	W
2/8	Fresno State *	3.0	0	0	0	1	0	W
2/9	(2) Oklahoma	2.2	2	0	0	3	4	-
2/11	Winthrop *	4.0	4	0	0	0	4	-
2/15	Iowa State *	3.2	5	3	3	1	4	L
2/21	vs. Utah *	7.0	5	1	1	3	4	W
2/22	vs. Oregon State *	5.1	7	6	6	3	4	L
2/23	vs. Howard *	6.0	4	1	1	1	3	W
3/1	Omaha *	1.2	0	0	0	4	2	-
3/8	at Hawai'i *	2.0	5	3	3	1	2	-
3/14	UC San Diego *	3.1	4	4	3	0	3	L
3/21	at CSUN *	3.2	1	1	1	3	3	L
3/22	at CSUN *	0.0	2	2	2	1	0	-
4/2	(21) Ohio State	2.1	3	2	2	0	5	-
4/6	Cal State Fullerton *	7.0	3	1	1	2	0	L
4/12	at UC Santa Barbara	1.1	2	1	1	5	2	-
4/13	at UC Santa Barbara	4.0	4	1	1	2	1	W
4/18	UC Riverside	4.1	8	5	4	1	3	L
4/19	UC Riverside	4.0	0	0	0	1	1	W
4/22	at (7) UCLA	2.0	1	1	1	4	1	-
4/25	at CSU Bakersfield *	0.2	4	3	3	1	1	-

\* indicates Game Started

*italicized* indicates NCAA Tournament contest

## PITCHING CAREER LINES

### 10 • Sydney Somerndike • RHP • R-Jr.

#### SYDNEY SOMERNDIKE'S CAREER STATISTICS (2023-25 AT ARIZONA)

Season	ERA	W-L	APP	GS	CG	SHO	SV	IP	H	R	ER	BB	SO	2B	3B	HR	BF	B/AVG	WP	HBP	BK	SFA	SHA
2023	4.01	4-2	22	7	1	0	0	45.1	49	27	26	12	39	9	1	13	201	.271	1	5	0	3	0
2024	DNP	--	--	--	--	--	--	--	--	--	--	--	--	--	--	--	--	--	--	--	--	--	--
2025	21.00	0-0	2	0	0	0	0	0.2	2	2	2	2	1	0	0	1	6	.500	0	0	0	0	0
2026	5.86	6-0	14	6	2	1/2	0	28.2	33	26	24	15	18	7	1	5	135	.297	3	5	0	2	2
<b>CAREER</b>	<b>4.87</b>	<b>10-2</b>	<b>38</b>	<b>13</b>	<b>3</b>	<b>1/2</b>	<b>0</b>	<b>74.2</b>	<b>84</b>	<b>55</b>	<b>52</b>	<b>29</b>	<b>58</b>	<b>16</b>	<b>2</b>	<b>19</b>	<b>342</b>	<b>.316</b>	<b>4</b>	<b>10</b>	<b>0</b>	<b>5</b>	<b>2</b>



## SYDNEY SOMERNDIKE

#10 • RHP • 5-7 • R-Jr.

Villa Park HS (Arizona)

Villa Park, Calif.

#### SEASON HIGHS

Stat	Value	Opponent
Innings Pitched	6.0	at Illinois (4/11/26)
Hits Allowed	7	vs. BYU (2/28/26)
Runs Allowed	5	vs. BYU (2/28/26)
Earned Runs Allowed	5	vs. BYU (2/28/26)
Walks Allowed	4	vs. Hawai'i (4/2/26)
Home Runs Allowed	2	vs. Oregon State (2/7/26)
Strikeouts	3 (3x)	MR: vs. BYU (2/28/26)

#### CAREER HIGHS

Stat	Value	Opponent
Innings Pitched	6.0	at Illinois (4/11/26)
Hits Allowed	7	vs. BYU (2/28/26)
Runs Allowed	5	vs. BYU (2/28/26)
Earned Runs Allowed	5	vs. BYU (2/28/26)
Walks Allowed	4	vs. Hawai'i (4/2/26)
Home Runs Allowed	2 (4x)	MR: vs. Oregon State (2/7/26)
Strikeouts	6	New Mexico State (3/15/23)

#### THE LAST TIME IN STARTS

0 Earned Runs: .....vs. Fresno State (2/21/26)  
 CG Shutout: .....vs. Fresno State (2/21/26)  
 Complete Game: .....at Illinois (4/11/26)  
 Worked 5.0+ Innings: .....at Illinois (4/11/26)  
 5+ Strikeouts: .....New Mexico State (3/15/23)  
 0 Walks (min. 3.0 IP): .....Wisconsin (3/6/26)  
 No-Hitter: .....Never happened  
 Perfect Game: .....Never happened

#### THE LAST TIME IN RELIEF

0 Earned Runs: .....No. 11 Oregon (5/3/26)  
 Worked 3.0+ Innings: .....Hawai'i (4/2/26)  
 5+ Strikeouts: .....at Arizona State (3/12/23)  
 0 Walks: .....No. 11 Oregon (5/3/26)  
 Earned Save: .....Never happened

#### 2026 Game-By-Game Statistics (RS Junior)

##### 14 Appearances (6 Starts)

Date	Opponent	IP	H	R	ER	BB	SO	DEC
2/7	vs. Oregon State *	1.2	4	4	4	1	1	-
2/8	UC Riverside	1.0	0	0	0	0	3	W
2/13	vs. Missouri	0.0	2	1	1	0	0	-
2/21	vs. Fresno State *	5.0	1	0	0	0	2	W
2/27	vs. East Texas A&M *	3.0	1	0	0	1	3	W
2/28	vs. BYU *	4.0	7	5	5	2	3	W
3/6	Wisconsin *	1.0	3	3	2	0	0	-
3/23	at Rutgers	0.2	2	4	4	3	1	-
3/29	at (9) Nebraska	0.0	2	3	3	1	0	-
4/2	Hawai'i	4.1	1	2	2	4	2	W
4/7	at Cal State Fullerton	1.0	2	1	0	0	1	-
4/11	at Illinois *	6.0	3	1	1	3	1	W
4/15	at Long Beach State	0.1	3	2	2	0	0	-
5/3	(11) Oregon	0.2	2	0	0	0	1	-

\* indicates Game Started

*italicized* indicates NCAA Tournament contest

#### 2025 Game-By-Game Statistics (RS Sophomore)

##### 2 Appearances (0 Starts)

Date	Opponent	IP	H	R	ER	BB	SO	DEC
2/7	Western Michigan	0.0	1	2	2	1	0	-
2/20	UC Davis	0.2	1	0	0	1	1	-

\* indicates Game Started

*italicized* indicates NCAA Tournament contest

#### 2023 Game-By-Game Statistics (Freshman)

##### 22 Appearances (7 Starts)

Date	Opponent	IP	H	R	ER	BB	SO	DEC
2/10	Kansas	2.0	0	0	0	1	0	-
2/17	vs. Mississippi State	2.1	3	2	1	1	3	L
2/19	vs. Indiana *	3.0	2	0	0	0	1	W
2/23	at (7) Arkansas	4.0	2	0	0	1	2	W
2/24	vs. Drake *	2.0	1	1	1	0	2	-
3/1	CSU Bakersfield *	5.0	2	1	1	0	5	W
3/4	Nebraska	3.1	6	3	3	0	3	-
3/4	Texas A&M Commerce	1.0	3	2	2	0	1	-
3/12	at (22) Arizona State	3.0	3	1	1	1	5	-
3/15	New Mexico State *	4.0	2	0	0	0	6	W
3/17	Utah	2.2	4	2	2	0	1	-
3/19	Utah	0.1	2	1	1	0	0	-
3/24	at (9) Washington	1.0	0	0	0	0	1	-
3/31	Georgetown *	1.2	2	3	3	0	2	-
4/6	at (7) Stanford	1.0	1	1	1	2	2	-
4/14	(2) UCLA	0.2	0	0	0	0	1	-
4/15	(2) UCLA	0.1	1	0	0	0	0	-
4/16	(2) UCLA	1.0	3	3	3	2	1	-
4/21	at (17) Oregon	0.1	3	3	3	1	0	-
4/28	Oregon State	2.1	2	1	1	3	1	-
4/30	Oregon State *	2.1	2	0	0	0	0	-
5/6	California *	2.0	5	3	3	0	2	L

\* indicates Game Started

*italicized* indicates NCAA Tournament contest

## PITCHING CAREER LINES

### 23 • Taylor Tinsley • RHP • Sr.

Year	era	w-l	app	gs	cg	sho	sv	ip	h	r	er	bb	so	2b	3b	hr	bf	bavg	wp	hbp	bk	sfa	sha
2023	1.47	6-1	20	13	3	3/3	0	57.1	53	19	12	9	48	11	3	3	245	.230	2	4	0	0	1
2024	1.90	18-8	34	22	12	3/1	3	147.1	137	55	40	26	166	23	0	19	617	.239	4	9	0	3	6
2025	2.44	15-6	35	24	11	2/5	3	137.2	107	56	48	24	159	16	2	13	554	.210	2	9	0	1	10
2026	2.87	28-6	40	25	20	5/2	0	185.2	180	98	76	75	155	33	3	23	829	.249	7	21	0	2	9
TOTAL	2.33	67-21	129	84	46	13/11	6	528.0	477	228	176	134	528	83	8	58	2245	.234	15	43	0	6	26



## TAYLOR TINSLEY

#23 • RHP • 5-7 • Sr.  
George Walton Academy  
Lawrenceville, Ga.

### SEASON HIGHS

Stat	Value	Opponent
Innings Pitched	7.1	vs. Oklahoma State (2/13/26)
Hits Allowed	13	Oregon (5/1/26)
Runs Allowed	10	Oregon (5/2/26)
Earned Runs Allowed	8	Oregon (5/1/26)
Walks Allowed	7	at Nebraska (3/27/26)
Home Runs Allowed	4	Oregon (5/1/26)
Strikeouts	9	vs. Penn State (5/7/26)

### CAREER HIGHS

Stat	Value	Opponent
Innings Pitched	9.0	at Stanford (4/19/24)
Hits Allowed	13	Oregon (5/1/26)
Runs Allowed	10	Oregon (5/2/26)
Earned Runs Allowed	8	Oregon (5/1/26)
Walks Allowed	7	at Nebraska (3/27/26)
Home Runs Allowed	4	Oregon (5/1/26)
Strikeouts	15	at Stanford (4/19/24)

### THE LAST TIME IN STARTS

0 Earned Runs: ..... vs. Penn State (5/7/26)  
 CG Shutout: ..... Indiana (4/5/26)  
 Complete Game: ..... vs. Nebraska (5/9/26)  
 Worked 5.0+ Innings: ..... vs. Nebraska (5/9/26)  
 5+ Strikeouts: ..... vs. Penn State (5/7/26)  
 0 Walks (min. 3.0 IP): ..... vs. Wisconsin (5/8/26)  
 No-Hitter: ..... at San Diego State (3/8/25)  
 Perfect Game: ..... Never happened

### THE LAST TIME IN RELIEF

0 Earned Runs: ..... Oregon (5/3/26)  
 Worked 3.0+ Innings: ..... Oregon (5/2/26)  
 5+ Strikeouts: ..... Oregon (5/2/26)  
 0 Walks: ..... Oregon (5/3/26)  
 Earned Save: ..... at South Carolina (5/25/25)

### 2026 Game-By-Game Statistics (Senior)

#### 40 Appearances (25 Starts)

Date	Opponent	IP	H	R	ER	BB	SO	DEC
2/6	UC Santa Barbara *	5.0	6	1	1	2	6	W
2/7	vs. Utah *	5.0	1	0	0	1	7	W
2/8	UC Riverside	1.0	0	0	0	0	1	-
2/13	vs. Oklahoma State *	7.1	9	4	3	3	8	L
2/13	vs. Missouri	4.2	3	0	0	1	8	W
2/14	vs. (7) Florida State *	1.1	8	7	7	0	0	L
2/15	vs. (12) LSU *	6.0	3	0	0	2	4	W
2/19	vs. Auburn *	3.0	2	0	0	1	2	W
2/20	vs. Nevada	3.0	2	1	1	2	3	W
2/20	vs. (20) Duke *	7.0	9	5	4	1	6	W
2/21	vs. (13) South Carolina *	7.0	3	4	0	0	4	W
2/22	vs. (11) Texas A&M	0.1	2	3	3	2	0	-
2/27	vs. (4) Florida *	4.0	12	7	7	1	4	-
2/28	vs. Seattle U	1.0	1	0	0	1	1	-
3/1	vs. Oregon State	2.2	3	2	2	3	3	W
3/6	Wisconsin	2.0	1	0	0	1	3	W
3/7	Wisconsin *	5.0	2	0	0	3	5	W
3/8	Wisconsin	5.2	8	4	3	3	3	W
3/13	Michigan State *	5.0	3	0	0	2	3	W
3/15	Michigan State *	6.0	6	2	2	1	5	W
3/21	at Rutgers *	5.0	3	5	2	6	3	W
3/27	at (9) Nebraska *	6.0	5	4	4	7	7	L
3/28	at (9) Nebraska	6.0	5	3	3	4	2	W
3/29	at (9) Nebraska	2.0	2	0	0	0	2	-
4/3	Indiana *	7.0	7	4	2	0	5	W
4/5	Indiana *	7.0	3	0	0	2	2	W
4/7	at Cal State Fullerton	3.1	1	0	0	0	2	W
4/10	at Illinois *	6.0	2	0	0	3	6	W
4/14	California Baptist *	7.0	6	6	6	1	3	W
4/15	at Long Beach State	3.2	4	0	0	1	4	W
4/18	California (DH-2) *	5.0	3	1	1	1	3	W
4/24	at (25) Washington *	7.0	7	5	5	2	8	W
4/25	at (25) Washington	1.2	1	0	0	2	3	-
4/26	at (25) Washington *	5.0	5	1	1	1	7	W
5/1	(11) Oregon *	7.0	13	8	8	2	2	L
5/2	(11) Oregon	5.2	12	10	5	3	5	L
5/3	(11) Oregon	2.1	0	0	0	0	3	W
5/7	vs. Penn State *	7.0	5	1	0	5	9	W
5/8	vs. Wisconsin *	4.0	6	3	1	0	4	W
5/9	vs. (2) Nebraska *	6.0	6	7	5	2	2	L

\* indicates Game Started

*italicized* indicates NCAA Tournament contest

### 2025 Game-By-Game Statistics (Junior)

#### 35 Appearances (24 Starts)

Date	Opponent	IP	H	R	ER	BB	SO	DEC
2/7	IU Indy (Gm. 1) *	5.0	1	0	0	0	14	W
2/8	vs. Nevada	2.0	1	0	0	0	4	S, 1
2/14	vs. (9) Oklahoma State	2.0	3	2	2	0	2	-
2/15	vs. (14) Alabama *	1.2	5	3	3	0	2	-
2/16	vs. Virginia *	1.1	6	5	5	0	3	-
2/20	vs. (16) Nebraska *	6.0	3	1	0	4	8	W
2/22	vs. Baylor	1.0	0	0	0	0	1	-
2/23	vs. (11) Duke *	7.0	4	1	1	0	7	L
2/27	vs. (5) LSU	1.0	0	0	0	1	1	-
2/28	at CSU Fullerton *	7.0	7	2	2	1	13	W
3/1	vs. (12) Arizona *	1.0	3	2	2	0	0	-
3/7	Sacramento State	1.2	2	1	1	0	2	-
3/8	at San Diego State *	7.0	0	0	0	1	9	W
3/14	Purdue *	5.0	2	0	0	0	10	W
3/15	Purdue	1.0	0	0	0	0	1	S, 2
3/22	at Iowa *	5.0	3	0	0	1	7	W
3/23	at Iowa	1.0	4	5	5	2	1	L
3/29	at Maryland *	6.0	2	1	1	0	9	W
4/1	CSUN *	5.0	4	2	2	0	6	W
4/5	(21) Ohio State *	7.0	1	0	0	2	10	W
4/12	Washington *	7.0	3	2	2	0	11	W
4/18	at (5) Oregon *	6.0	4	3	3	0	4	L
4/20	at (5) Oregon	1.0	2	1	1	0	1	-
4/26	at Michigan *	6.0	6	3	1	0	6	W
4/27	at Michigan *	0.2	3	4	4	1	0	-
5/2	Northwestern *	2.0	4	3	0	0	1	L
5/4	Northwestern *	6.1	4	1	1	0	6	-
5/8	vs. Indiana *	7.0	7	4	4	3	1	W
5/10	vs. Michigan	1.1	0	0	0	0	1	-
5/16	UC Santa Barbara *	4.0	3	1	1	1	1	W
5/18	UC Santa Barbara *	4.0	3	1	1	0	6	W
5/24	at (14) South Carolina *	7.0	8	4	2	2	7	W
5/25	at (14) South Carolina	1.1	2	0	0	0	2	S, 3
5/31	vs. (10) Texas Tech *	7.0	4	3	3	1	2	L
6/1	vs. (7) Tennessee	3.1	3	1	1	4	0	L

\* indicates Game Started

*italicized* indicates NCAA Tournament contest

**2024 and 2023 GBG Statistics on next page.**

## PITCHING CAREER LINES

### 23 • Taylor Tinsley • RHP • Sr.

#### 2024 Game-By-Game Statistics (Sophomore)

##### 34 Appearances (22 Starts)

Date	Opponent	IP	H	R	ER	BB	SO	DEC
2/9	Maryland	1.0	2	0	0	0	3	S, 1
2/9	(8) Texas *	7.0	7	3	1	2	8	L
2/10	San Diego	0.1	0	0	0	0	1	S, 2
2/11	(9) Oklahoma State *	4.2	10	7	5	1	3	L
2/16	vs. (7) Florida State *	4.1	9	4	4	1	3	-
2/16	vs. (4) Georgia *	6.1	5	6	6	4	4	L
2/23	vs. Nebraska	1.0	0	0	0	0	1	W
2/23	vs. (24) Northwestern *	7.0	3	0	0	2	9	W
2/24	vs. Baylor *	7.0	11	5	0	2	11	L
2/25	vs. (5) Tennessee *	7.0	8	2	2	0	9	W
3/1	vs. (13) Florida *	6.0	6	1	1	1	7	L
3/3	vs. San Jose State *	4.0	3	1	1	0	5	-
3/8	Utah *	6.2	2	0	0	1	9	W
3/9	Utah	4.0	3	2	0	0	7	W
3/16	LMU (Gm. 1) *	5.0	3	0	0	0	4	W
3/22	at (8) Washington *	0.2	5	4	4	1	0	L
3/23	at (8) Washington *	6.0	11	6	5	0	4	L
3/28	(24) Oregon	1.1	0	0	0	0	2	W
3/29	(24) Oregon *	4.0	6	1	1	3	3	W
4/5	at Oregon State *	7.0	3	1	1	1	12	W
4/7	at Oregon State *	3.1	6	1	1	0	5	L
4/12	(20) California *	7.0	6	1	1	0	9	W
4/19	at (5) Stanford *	9.0	5	0	0	0	15	W
4/20	at (5) Stanford	4.0	2	0	0	1	3	W
4/21	at (5) Stanford	2.2	0	0	0	0	2	W
4/26	(19) Arizona *	4.0	4	2	0	1	4	W
5/10	vs. (18) Arizona	4.0	2	1	1	0	1	W
5/11	vs. Utah	1.0	0	0	0	0	2	S, 3
5/18	(15) Virginia Tech *	1.1	3	4	3	1	3	-
5/19	Grand Canyon *	5.0	2	1	1	2	6	W
5/24	(14) Georgia *	7.0	4	1	1	1	6	W
5/30	vs. (19) Alabama	3.0	2	0	0	1	2	W
6/1	vs. (2) Oklahoma	2.0	1	0	0	0	2	-
6/2	vs. (8) Stanford	3.2	3	1	1	0	1	-

\* indicates Game Started

*italicized* indicates NCAA Tournament contest

#### 2023 Game-By-Game Statistics (Freshman)

##### 20 Appearances (13 Starts)

Date	Opponent	IP	H	R	ER	BB	SO	DEC
2/11	CSU Bakersfield *	5.0	0	0	0	0	4	W
2/18	vs. (6) Florida State *	1.1	3	2	2	2	1	-
2/19	vs. Louisiana *	3.2	1	3	0	1	3	-
2/24	vs. Iowa *	4.0	4	1	1	0	6	-
2/25	vs. Texas A&M *	7.0	4	0	0	4	8	W
2/26	vs. (2) Oklahoma	2.2	8	6	5	0	1	-
3/3	vs. Fresno State *	2.2	6	1	1	0	3	-
3/4	vs. Cal Poly *	3.0	3	0	0	1	1	W
3/7	Howard *	5.0	2	0	0	0	7	W
3/11	at California *	2.0	2	1	1	0	1	L
3/26	at (19) Oregon	2.0	2	0	0	0	1	-
4/2	(6) Stanford *	4.0	3	0	0	0	3	W
4/4	at UC San Diego	1.0	0	0	0	0	2	-
4/6	Oregon State	0.2	1	2	0	0	0	-
4/15	at (24) Arizona	2.0	3	0	0	0	3	-
4/19	at Long Beach St. *	5.0	1	0	0	1	2	W
4/25	at CSUN *	3.2	6	1	1	0	1	-
4/30	at (23) Utah *	0.1	3	2	1	0	0	-
5/1	at BYU	2.0	1	0	0	0	1	-
5/5	San Diego State	0.1	0	0	0	0	0	-

\* indicates Game Started

**LINE SCORES**

**GAME 1: UCLA 18, UC Santa Barbara 1**  
**Feb. 6 at Easton Stadium (Los Angeles, Calif.)**

	1	2	3	4	5	R	H	E
UCSB	0	0	0	0	1	1	6	1
UCLA	1	8	7	2	X	18	11	0

WP: Tinsley (1-0) LP: Myers (0-1)  
 Time: 2:07 Attendance: 1156

**GAME 2: UCLA 10, Northern Colorado 1**  
**Feb. 6 at Easton Stadium (Los Angeles, Calif.)**

	1	2	3	4	5	R	H	E
UNC	0	0	0	1	0	1	3	1
UCLA	0	1	2	7	X	10	11	0

WP: Cable (1-0) LP: Hydock (0-1)  
 Time: 1:40 Attendance: 1156

**GAME 3: UCLA 12, Oregon State 4**  
**Feb. 7 at Bill Barber Park (Irvine, Calif.)**

	1	2	3	4	5	R	H	E
OSU	1	3	0	0	0	4	4	2
UCLA	2	0	5	1	4	12	9	1

WP: Nally (1-0) LP: Streuber (0-1)  
 Time: 2:01 Attendance: --

**GAME 4: UCLA 11, Utah 0**  
**Feb. 7 at Bill Barber Park (Irvine, Calif.)**

	1	2	3	4	5	R	H	E
UTAH	0	0	0	0	0	0	1	2
UCLA	1	5	2	3	X	11	11	0

WP: Tinsley (2-0) LP: Reimers (0-1)  
 Time: 1:58 Attendance: --

**GAME 5: UCLA 17, UC Riverside 0**  
**Feb. 8 at Easton Stadium (Los Angeles, Calif.)**

	1	2	3	4	5	R	H	E
UCR	0	0	0	0	0	0	2	1
UCLA	10	2	3	2	X	17	16	1

WP: Somerndike (1-0) LP: Mendez (0-1)  
 Time: 1:41 Attendance: 516

**GAME 6: Oklahoma State 4, UCLA 3**  
**Feb. 13 at Eddie C. Moore Complex (Clearwater, Fla.)**

	1	2	3	4	5	6	7	8	R	H	E
UCLA	0	1	1	0	0	1	0	0	3	6	0
OKST	3	0	0	0	0	0	0	1	4	9	1

WP: Meylan (2-2) LP: Tinsley (2-1)  
 Time: 2:16 Attendance: 5218

**GAME 7: UCLA 6, Missouri 5**  
**Feb. 13 at Eddie C. Moore Complex (Clearwater, Fla.)**

	1	2	3	4	5	6	7	R	H	E
UCLA	0	0	1	0	4	0	1	6	9	1
MIZZ	1	0	4	0	0	0	0	5	9	0

WP: Tinsley (3-1) LP: Carr (1-1)  
 Time: 2:31 Attendance: 5218

**GAME 8: Tennessee 11, UCLA 0**  
**Feb. 14 at Eddie C. Moore Complex (Clearwater, Fla.)**

	1	2	3	4	5	R	H	E
UCLA	0	0	0	0	0	0	1	1
TENN	0	0	8	3	X	11	8	1

WP: Nuwer (5-0) LP: Cable (1-1)  
 Time: 1:47 Attendance: 5122

**GAME 9: Florida State 11, UCLA 7**  
**Feb. 14 at Eddie C. Moore Complex (Clearwater, Fla.)**

	1	2	3	4	5	6	7	R	H	E
UCLA	1	0	1	4	0	1	0	7	9	0
FSU	3	4	4	0	0	0	X	11	14	1

WP: Francik (5-0) LP: Tinsley (3-2)  
 Time: 2:19 Attendance: 5122

**GAME 10: UCLA 8, LSU 0**  
**Feb. 15 at Eddie C. Moore Complex (Clearwater, Fla.)**

	1	2	3	4	5	6	R	H	E
LSU	0	0	0	0	0	0	0	3	1
UCLA	2	2	0	2	1	1	8	11	0

WP: Tinsley (4-2) LP: Monticelli (1-1)  
 Time: 2:02 Attendance: 4908

**GAME 11: UCLA 23, Auburn 1**  
**Feb. 19 at Big League Dreams (Cathedral City, Calif.)**

	1	2	3	4	5	R	H	E
AUB	0	0	0	0	1	1	5	2
UCLA	0	3	18	2	X	23	16	1

WP: Tinsley (5-2) LP: Harrison (5-1)  
 Time: 2:12 Attendance: N/A

**GAME 12: UCLA 6, Nevada 5**  
**Feb. 20 at Big League Dreams (Cathedral City, Calif.)**

	1	2	3	4	5	6	7	R	H	E
NV	1	0	1	0	3	0	0	5	10	1
UCLA	0	0	2	0	3	1	X	6	10	0

WP: Tinsley (6-2) LP: Bumiller (2-2)  
 Time: 2:12 Attendance: N/A

**GAME 13: UCLA 10, Duke 5**  
**Feb. 20 at Big League Dreams (Cathedral City, Calif.)**

	1	2	3	4	5	6	7	R	H	E
DUKE	2	0	0	0	0	3	0	5	9	3
UCLA	1	4	0	0	3	2	X	10	8	1

WP: Tinsley (7-2) LP: Curd (4-2)  
 Time: 2:23 Attendance: N/A

**GAME 14: UCLA 11, Fresno State 0**  
**Feb. 21 at Big League Dreams (Cathedral City, Calif.)**

	1	2	3	4	5	R	H	E
FRES	0	0	0	0	0	0	1	2
UCLA	4	2	0	5	X	11	9	0

WP: Somerndike (2-0) LP: Carranco (3-4)  
 Time: 1:17 Attendance: N/A

**GAME 15: UCLA 5, South Carolina 4**  
**Feb. 21 at Big League Dreams (Cathedral City, Calif.)**

	1	2	3	4	5	6	7	R	H	E
SC	0	0	0	0	0	4	0	4	3	1
UCLA	0	0	0	0	0	0	5	5	7	1

WP: Tinsley (8-2) LP: Lamb (0-2)  
 Time: 2:10 Attendance: N/A

**GAME 16: UCLA 15, Texas A&M 7**  
**Feb. 22 at Big League Dreams (Cathedral City, Calif.)**

	1	2	3	4	5	R	H	E
TAMU	0	5	0	0	2	7	7	1
UCLA	0	6	8	0	1	15	11	0

WP: Cable (2-1) LP: Lessentine (4-1)  
 Time: 2:01 Attendance: N/A

**GAME 17: UCLA 14, East Texas A&M 0**  
**Feb. 27 at Anderson Family Field (Fullerton, Calif.)**

	1	2	3	4	5	R	H	E
ETAM	0	0	0	0	0	0	2	0
UCLA	5	6	3	0	X	14	12	0

WP: Somerndike (3-0) LP: Muller (1-4)  
 Time: 1:29 Attendance: N/A

**GAME 18: UCLA 15, Florida 12**  
**Feb. 27 at Anderson Family Field (Fullerton, Calif.)**

	1	2	3	4	5	6	7	R	H	E
UCLA	6	3	1	5	0	0	0	15	15	1
UF	4	2	0	3	0	1	2	12	21	3

WP: Cable (3-1) LP: Rothrock (9-1)  
 Time: 3:21 Attendance: N/A

**GAME 19: UCLA 13, BYU 8**  
**Feb. 28 at Anderson Family Field (Fullerton, Calif.)**

	1	2	3	4	5	6	7	R	H	E
BYU	3	0	0	0	3	0	2	8	14	0
UCLA	4	3	0	5	0	1	X	13	12	0

WP: Somerndike (4-0) LP: Mares (3-4)  
 Time: 3:06 Attendance: N/A

**GAME 20: UCLA 16, Seattle U 10**  
**Feb. 28 at Anderson Family Field (Fullerton, Calif.)**

	1	2	3	4	5	6	7	R	H	E
UCLA	1	0	3	5	5	0	2	16	12	1
SEA	2	0	4	4	0	0	0	10	11	3

WP: Cable (4-1) LP: Mesa (2-2)  
 Time: 3:02 Attendance: N/A

**GAME 21: UCLA 13, Oregon State 3**  
**March 1 at Anderson Family Field (Fullerton, Calif.)**

	1	2	3	4	5	R	H	E
UCLA	2	2	1	5	3	13	11	0
OSU	0	0	1	0	2	3	4	2

WP: Tinsley (9-2) LP: Streuber (4-5)  
 Time: 2:07 Attendance: N/A

**GAME 22: UCLA 14, Wisconsin 5**  
**March 6 at Easton Stadium (Los Angeles, Calif.)**

	1	2	3	4	5	R	H	E
WIS	3	0	2	0	0	5	7	2
UCLA	1	0	3	7	3	14	14	1

WP: Tinsley (10-2) LP: Jacobson (4-3)  
 Time: 2:03 Attendance: 915

**GAME 23: UCLA 8, Wisconsin 0**  
**March 7 at Easton Stadium (Los Angeles, Calif.)**

	1	2	3	4	5	R	H	E
WIS	0	0	0	0	0	0	2	1
UCLA	4	4	0	0	X	8	7	0

WP: Tinsley (11-2) LP: Herr (7-5)  
 Time: 1:36 Attendance: 1023

**GAME 24: UCLA 8, Wisconsin 0**  
**March 8 at Easton Stadium (Los Angeles, Calif.)**

	1	2	3	4	5	6	7	R	H	E
WIS	2	4	0	3	0	0	0	9	13	1
UCLA	4	2	5	4	0	1	X	16	15	1

WP: Tinsley (12-2) LP: Lewis (3-2)  
 Time: 2:50 Attendance: 758

**GAME 25: UCLA 9, LMU 1**  
**March 11 at Easton Stadium (Los Angeles, Calif.)**

	1	2	3	4	5	R	H	E
LMU	0	0	0	0	1	1	3	2
UCLA	3	1	4	0	1	9	9	0

WP: Cable (5-1) LP: O'Dell (6-6)  
 Time: 1:47 Attendance: 423

**GAME 26: UCLA 10, Michigan State 0**  
**March 13 at Easton Stadium (Los Angeles, Calif.)**

	1	2	3	4	5	R	H	E
MSU	0	0	0	0	0	0	3	0
UCLA	4	2	1	3	X	10	10	1

WP: Tinsley (13-2) LP: Schuler (4-3)  
 Time: 1:29 Attendance: 723

**GAME 27: UCLA 18, Michigan State 10**  
**March 14 at Easton Stadium (Los Angeles, Calif.)**

	1	2	3	4	5	R	H	E
MSU	0	0	6	3	1	10	9	5
UCLA	8	3	5	2	X	18	9	3

WP: Nally (2-0) LP: Cassidy (3-5)  
 Time: 2:02 Attendance: 1152

**GAME 28: UCLA 10, Michigan State 2**  
**March 15 at Easton Stadium (Los Angeles, Calif.)**

	1	2	3	4	5	6	R	H	E
MSU	1	0	4	1	0	0	2	6	1
UCLA	1	0	4	1	2	2	10	9	0

WP: Nally (2-0) LP: Cassidy (3-5)  
 Time: 2:04 Attendance: 777

**GAME 29: UCLA 16, Rutgers 5**  
**March 21 at Rutgers Softball Complex (Piscataway, N.J.)**

	1	2	3	4	5	R	H	E
UCLA	0	6	2	7	1	16	18	3
RU	0	3	2	0	0	5	3	1

WP: Tinsley (15-2) LP: Hoekstra (4-4)  
 Time: 2:13 Attendance: 2107

**GAME 30: UCLA 13, Rutgers 3**  
**March 22 at Rutgers Softball Complex (Piscataway, N.J.)**

	1	2	3	4	5	6	R	H	E
UCLA	4	4	0	2	0	3	13	10	0
RU	0	0	0	2	1	0	3	5	3

WP: Cable (6-1) LP: Gewecke (5-6)  
 Time: 2:14 Attendance: 1123

**GAME 31: UCLA 17, Rutgers 6**  
**March 23 at Rutgers Softball Complex (Piscataway, N.J.)**

	1	2	3	4	5	6	R	H	E
UCLA	0	8	3	0	2	4	17	17	1
RU	0	1	1	4	0	0	6	6	1

WP: Cable (7-1) LP: Gewecke (5-7)  
 Time: 2:58 Attendance: 151

**GAME 32: Nebraska 4, UCLA 1**  
**March 27 at Bowlin Stadium (Lincoln, Neb.)**

	1	2	3	4	5	6	7	R	H	E
UCLA	0	0	0	1	0	0	0	1	4	0
NEB	0	0	0	0	2	2	X	6	6	1

WP: Jensen (12-2) LP: Tinsley (15-3) S: Frahm (8)  
 Time: 2:12 Attendance: 2314

**GAME 33: UCLA 6, Nebraska 5**  
**March 28 at Bowlin Stadium (Lincoln, Neb.)**

	1	2	3	4	5	6	7	R	H	E
UCLA	3	0	0	0	0	3	0	6	8	0
NEB	2	0	0	0	1	0	2	5	5	0

WP: Tinsley (16-3) LP: Frahm (8-4)  
 Time: 2:27 Attendance: 3123

**LINE SCORES**

**GAME 34:** Nebraska 8, UCLA 4

**March 29 at Bowlin Stadium (Lincoln, Neb.)**

	1	2	3	4	5	6	7	R	H	E
UCLA	1	0	0	1	0	0	2	4	7	2
NEB	1	6	0	0	1	0	X	8	12	1

WP: Jensen (13-2) LP: Nally (2-1)  
Time: 2:17 Attendance: 2946

**GAME 35:** UCLA 9, Hawai'i 5

**April 2 at Easton Stadium (Los Angeles, Calif.)**

	1	2	3	4	5	6	7	R	H	E
UH	1	2	0	0	0	1	1	5	5	1
UCLA	1	0	3	4	0	1	X	9	6	0

WP: Somerdike (5-0) LP: Fidge (1-2)  
Time: 2:20 Attendance: 715

**GAME 36:** UCLA 5, Indiana 4

**April 3 at Easton Stadium (Los Angeles, Calif.)**

	1	2	3	4	5	6	7	R	H	E
IU	0	0	2	0	1	0	1	4	7	1
UCLA	0	0	1	0	1	3	X	5	7	3

WP: Tinsley (17-3) LP: Mannon (6-1)  
Time: 2:21 Attendance: 927

**GAME 37:** UCLA 7, Indiana 2

**April 4 at Easton Stadium (Los Angeles, Calif.)**

	1	2	3	4	5	6	7	R	H	E
IU	0	0	0	1	0	1	0	2	5	2
UCLA	0	0	1	1	3	2	X	7	10	1

WP: Cable (8-1) LP: Hooks (6-1)  
Time: 2:42 Attendance: 1348

**GAME 38:** UCLA 4, Indiana 0

**April 5 at Easton Stadium (Los Angeles, Calif.)**

	1	2	3	4	5	6	7	R	H	E
IU	0	0	0	0	0	0	0	0	3	5
UCLA	0	0	0	3	0	1	X	4	6	0

WP: Tinsley (18-3) LP: Troutt (7-6)  
Time: 1:51 Attendance: 519

**GAME 39:** UCLA 13, Cal State Fullerton 11

**April 7 at Anderson Family Field (Fullerton, Calif.)**

	1	2	3	4	5	6	7	R	H	E
UCLA	6	1	2	0	0	1	3	13	9	4
CSUF	6	1	4	0	0	0	0	11	13	1

WP: Tinsley (19-3) LP: McCleskey (12-8)  
Time: 3:05 Attendance: 1172

**GAME 40:** UCLA 17, Illinois 0

**April 10 at Eichelberger Field (Urbana-Champaign, Ill.)**

	1	2	3	4	5	6	7	R	H	E
UCLA	0	1	0	0	2	0	14	17	17	0
ILL	0	0	0	0	0	0	0	0	3	3

WP: Tinsley (20-3) LP: Yergler (2-14)  
Time: 2:45 Attendance: 369

**GAME 41:** UCLA 10, Illinois 1

**April 11 at Eichelberger Field (Urbana-Champaign, Ill.)**

	1	2	3	4	5	6	7	R	H	E
UCLA	0	0	6	1	1	2		10	10	0
ILL	0	0	0	0	1	0		1	3	0

WP: Somerdike (6-0) LP: Nuechterlein (2-5)  
Time: 1:58 Attendance: 742

**GAME 42:** UCLA 18, Illinois 0

**April 12 at Eichelberger Field (Urbana-Champaign, Ill.)**

	1	2	3	4	5	6	7	R	H	E
UCLA	7	0	0	7	4			18	18	0
ILL	0	0	0	0	0			0	5	2

WP: Nally (3-1) LP: Frazier (1-2)  
Time: 1:48 Attendance: 438

**GAME 43:** UCLA 13, California Baptist 6

**April 14 at Easton Stadium (Los Angeles, Calif.)**

	1	2	3	4	5	6	7	R	H	E
CBU	4	0	2	0	0	0	0	6	6	2
UCLA	2	0	3	1	0	7	X	13	10	0

WP: Tinsley (21-3) LP: Hollingsworth (5-2)  
Time: 2:22 Attendance: 612

**GAME 44:** UCLA 27, Long Beach State 9

**April 15 at LBSU Softball Complex (Long Beach, Calif.)**

	1	2	3	4	5	6	7	R	H	E
UCLA	3	4	0	0	2	6	12	27	18	2
LBSU	0	0	7	2	0	0	0	9	11	5

WP: Tinsley (22-3) LP: Barnett (3-4)  
Time: 3:21 Attendance: 867

**GAME 45:** UCLA 13, California 5

**April 18 at Easton Stadium (Los Angeles, Calif.)**

	1	2	3	4	5	R	H	E		
CAL	0	0	0	0	5			5	5	1
UCLA	1	4	0	2	6			13	14	0

WP: Nally (4-1) LP: Waiters (1-6)  
Time: 1:45 Attendance: 1203

**GAME 46:** UCLA 9, California 1

**April 18 at Easton Stadium (Los Angeles, Calif.)**

	1	2	3	4	5	R	H	E		
CAL	0	0	1	0	0			1	3	1
UCLA	4	0	4	1	X			9	10	1

WP: Tinsley (23-3) LP: McGowan (4-12)  
Time: 1:28 Attendance: 1348

**GAME 47:** UCLA 7, Washington 5

**April 24 at Husky Softball Stadium (Seattle, Wash.)**

	1	2	3	4	5	6	7	R	H	E
UCLA	1	0	1	1	1	1	2	7	11	0
WASH	0	0	0	0	1	4	0	5	7	1

WP: Tinsley (24-3) LP: Reimer (22-5)  
Time: 2:24 Attendance: 1789

**GAME 48:** UCLA 7, Washington 2

**April 25 at Husky Softball Stadium (Seattle, Wash.)**

	1	2	3	4	5	6	7	R	H	E
UCLA	0	2	4	0	0	0	1	7	6	1
WASH	1	1	0	0	0	0	0	2	5	2

WP: Cable (9-1) LP: Ramuno (9-4)  
Time: 2:55 Attendance: 1963

**GAME 49:** UCLA 9, Washington 1

**April 26 at Husky Softball Stadium (Seattle, Wash.)**

	1	2	3	4	5	R	H	E		
UCLA	0	1	2	1	5			9	6	0
WASH	0	0	0	1	0			1	5	2

WP: Tinsley (25-3) LP: Reimer (22-6)  
Time: 1:56 Attendance: 1776

**GAME 50:** Oregon 8, UCLA 2

**May 1 at Easton Stadium (Los Angeles, Calif.)**

	1	2	3	4	5	6	7	R	H	E
ORE	0	0	0	0	2	0	6	8	13	0
UCLA	1	0	0	0	1	0	0	2	7	0

WP: Sokolsky (8-2) LP: Tinsley (25-4)  
Time: 2:18 Attendance: 1348

**GAME 51:** Oregon 13, UCLA 11

**May 2 at Easton Stadium (Los Angeles, Calif.)**

	1	2	3	4	5	6	7	R	H	E
ORE	1	2	3	3	0	0	4	13	16	1
UCLA	2	4	0	0	2	0	3	11	13	3

WP: Spencer (8-3) LP: Tinsley (25-5) S: Sokolsky (3)  
Time: 3:11 Attendance: 1348

**GAME 52:** UCLA 11, Oregon 3

**May 3 at Easton Stadium (Los Angeles, Calif.)**

	1	2	3	4	5	R	H	E		
ORE	0	0	3	0	0			3	6	2
UCLA	2	6	0	3	X			11	10	0

WP: Tinsley (26-5) LP: Sokolsky (8-3)  
Time: 1:54 Attendance: 1348

**GAME 53:** UCLA 6, Penn State 1

**May 7 at Maryland Softball Stadium (College Park, Md.)**

	1	2	3	4	5	6	7	R	H	E
PSU	0	0	0	0	0	1	0	1	5	0
UCLA	4	0	2	0	0	0	X	6	10	1

WP: Tinsley (27-5) LP: Young (12-5)  
Time: 2:25 Attendance: 700

**GAME 54:** UCLA 19, Wisconsin 5

**May 8 at Maryland Softball Stadium (College Park, Md.)**

	1	2	3	4	5	R	H	E		
WIS	0	2	0	1	2			5	7	1
UCLA	6	1	4	8	X			19	15	1

WP: Tinsley (28-5) LP: Herr (11-6)  
Time: 2:17 Attendance: 1512

**GAME 55:** Nebraska 7, UCLA 2

**May 9 at Maryland Softball Stadium (College Park, Md.)**

	1	2	3	4	5	6	7	R	H	E
UCLA	0	1	1	0	0	0	0	2	5	3
NEB	0	0	3	2	0	2	X	7	6	1

WP: Frahm (18-4) LP: Tinsley (28-6)  
Time: 2:10 Attendance: 1650

## SEASON & CAREER HIGHS

### #22 Bri Alejandre (Fr.)

Season Highs	Category	Career Highs
6 at Long Beach State (4/15/26)	<b>At-Bats</b>	Same
4 vs. Auburn (2/19/26)	<b>Runs Scored</b>	Same
3, Three Times (last at Washington, 4/24/26)	<b>Hits</b>	Same
7 at Rutgers (3/23/26)	<b>Runs Batted In</b>	Same
2 vs. LSU (2/15/26)	<b>Doubles</b>	Same
--	<b>Triples</b>	Same
2, Three Times (last at Washington, 4/24/26)	<b>Home Runs</b>	Same
1, Two Times (last at Long Beach State, 4/15/26)	<b>Grand Slams</b>	Same
9 at Washington (4/24/26)	<b>Total Bases</b>	Same
4 vs. Florida (2/27/26)	<b>Walks</b>	Same
1, Five Times (last vs. Wisconsin, 5/8/26)	<b>Sacrifice Flies</b>	Same
--	<b>Sacrifice Hits</b>	Same
--	<b>Stolen Bases</b>	Same
1, Five Times (last at Nebraska, 3/29/26)	<b>Hit-By-Pitches</b>	Same

### #11 Soo-Jin Berry (Jr.)

Season Highs	Category	Career Highs (2024-25 at Iowa)
3, Three Times (last vs. Nebraska, 5/9/26)	<b>At-Bats</b>	5, Two Times (last vs. Illinois State, 4/8/25)
2 at Long Beach State (4/15/26)	<b>Runs Scored</b>	3, Three Times (last vs. East Texas A&M, 2/15/25)
2, Two Times (last at Long Beach State, 4/15/26)	<b>Hits</b>	3, Five Times (last at Maryland, 4/13/25)
4 vs. Wisconsin (5/8/26)	<b>Runs Batted In</b>	4, Two Times (last vs. Wisconsin, 5/8/26)
1, Three Times (last vs. Penn State, 5/7/26)	<b>Doubles</b>	1, 21 Times (last vs. Penn State, 5/7/26)
--	<b>Triples</b>	1, Four Times (last at Maryland, 4/12/25)
1, Two Times (last vs. Wisconsin, 5/8/26)	<b>Home Runs</b>	2 vs. UCLA (3/23/25)
1 vs. Wisconsin (5/8/26)	<b>Grand Slams</b>	1 vs. Wisconsin (5/8/26)
5 at Long Beach State (4/15/26)	<b>Total Bases</b>	8 vs. UCLA (3/23/25)
2 vs. Oregon (5/2/26)	<b>Walks</b>	2, Six Times (last vs. Oregon, 5/2/26)
1 at Washington (4/26/26)	<b>Sacrifice Flies</b>	1, Three Times (last at Washington, 4/26/26)
--	<b>Sacrifice Hits</b>	1 vs. St. Thomas (3/12/25)
--	<b>Stolen Bases</b>	2 at Harvard (2/25/24)
--	<b>Hit-By-Pitches</b>	1, Three Times (last vs. Missouri State, 3/1/25)

### #33 Kaniya Bragg (So.)

Season Highs	Category	Career Highs
6, Two Times (last at Long Beach State, 4/15/26)	<b>At-Bats</b>	6, Two Times (last at Long Beach State, 4/15/26)
4, Two Times (last at Rutgers, 3/21/26)	<b>Runs Scored</b>	4, Two Times (last at Rutgers, 3/21/26)
4, Two Times (last at Long Beach State, 4/15/26)	<b>Hits</b>	4, Two Times (last at Long Beach State, 4/15/26)
6 vs. Oregon State (2/7/26)	<b>Runs Batted In</b>	6 vs. Oregon State (2/7/26)
2, Two Times (last at Long Beach State (4/15/26)	<b>Doubles</b>	2, Two Times (last at Long Beach State (4/15/26)
--	<b>Triples</b>	1 vs. Charlotte (2/14/25)
2, Four Times (last at Illinois, 4/10/26)	<b>Home Runs</b>	2, Four Times (last at Illinois, 4/10/26)
1, Two Times (last at Long Beach State, 4/15/26)	<b>Grand Slams</b>	1, Two Times (last at Long Beach State, 4/15/26)
10 at Rutgers (3/21/26)	<b>Total Bases</b>	10 at Rutgers (3/21/26)
3 at Cal State Fullerton (4/7/26)	<b>Walks</b>	3 at Cal State Fullerton (4/7/26)
1 vs. Seattle U (2/28/26)	<b>Sacrifice Flies</b>	1, Five Times (last vs. Seattle U, 2/28/26)
--	<b>Sacrifice Hits</b>	--
--	<b>Stolen Bases</b>	1 vs. Utah (2/28/25)
1, Three Times (last at Washington, 4/25/26)	<b>Hit-By-Pitches</b>	2, Four Times (last at Iowa, 3/23/25)

### #3 Natalie Cable (Fr.)

Season Highs	Category	Career Highs
5.0, Three Times (last at Rutgers, 3/22/26)	<b>Innings Pitched</b>	Same
8 vs. Northern Colorado (2/6/26)	<b>Strikeouts</b>	Same
10 vs. Seattle U (2/28/26)	<b>Hits Allowed</b>	Same
10 vs. Seattle U (2/28/26)	<b>Runs Allowed</b>	Same
9 vs. Seattle U (2/28/26)	<b>Earned Runs Allowed</b>	Same
5 at Nebraska (3/28/26)	<b>Walks Allowed</b>	Same
2, Two Times (last vs. Oregon, 5/2/26)	<b>Home Runs Allowed</b>	Same
3, Two Times (last vs. Indiana, 4/4/26)	<b>Hit Batters</b>	Same

### #21 Aleena Garcia (RS Fr.)

Season Highs	Category	Career Highs
5 at Illinois (4/10/26)	<b>At-Bats</b>	5 at Illinois (4/10/26)
3, Two Times (last vs. Michigan State, 3/14/26)	<b>Runs Scored</b>	3, Two Times (last vs. Michigan State, 3/14/26)
3, Two Times (last at Rutgers, 3/21/26)	<b>Hits</b>	3, Two Times (last at Rutgers, 3/21/26)
6 at Illinois (4/12/26)	<b>Runs Batted In</b>	6 at Illinois (4/12/26)
1, 12 Times (last vs. Oregon, 5/1/26)	<b>Doubles</b>	1, 13 Times (last vs. Oregon, 5/1/26)
--	<b>Triples</b>	1 vs. Nebraska (2/20/25)
2 at Illinois (4/12/26)	<b>Home Runs</b>	2 at Illinois (4/12/26)
1 vs. Florida (2/27/26)	<b>Grand Slams</b>	1 vs. Florida (2/27/26)
8 at Illinois (4/12/26)	<b>Total Bases</b>	8 at Illinois (4/12/26)
3 vs. Wisconsin (3/8/26)	<b>Walks</b>	3 vs. Wisconsin (3/8/26)
1, Three Times (last vs. Wisconsin, 3/8/26)	<b>Sacrifice Flies</b>	1, Three Times (last vs. Wisconsin, 3/8/26)
1, Two Times (last vs. Texas A&M, 2/22/26)	<b>Sacrifice Hits</b>	1, Three Times (last vs. Texas A&M, 2/22/26)
1, Two Times (last at Rutgers, 3/21/26)	<b>Stolen Bases</b>	1, Two Times (last at Rutgers, 3/21/26)
2, Two Times (last vs. California Baptist, 4/14/26)	<b>Hit-By-Pitches</b>	2, Two Times (last vs. California Baptist, 4/14/26)

### #43 Megan Grant (Sr.)

Season Highs	Category	Career Highs
4, 11 Times (last vs. Oregon, 5/1/26)	<b>At-Bats</b>	5, Two Times (last vs. Arizona, 3/1/25)
3, Seven Times (last at Long Beach State, 4/15/26)	<b>Runs Scored</b>	3, Eight Times (last at Long Beach State, 4/15/26)
3 vs. UC Riverside (2/8/26)	<b>Hits</b>	4, Two Times (last vs. Arizona State, 4/21/23)
6 vs. UC Riverside (2/8/26)	<b>Runs Batted In</b>	7 vs. Ohio State (4/4/25)
1, Seven Times (last vs. Oregon, 5/3/26)	<b>Doubles</b>	2, Three Times (last vs. UC San Diego, 4/1/25)
--	<b>Triples</b>	1, Four Times (last vs. San Diego State, 5/17/25)
3 vs. UC Riverside (2/8/26)	<b>Home Runs</b>	3 vs. UC Riverside (2/8/26)
--	<b>Grand Slams</b>	1, Six Times (last vs. Washington, 4/11/25)
12 vs. UC Riverside (2/8/26)	<b>Total Bases</b>	12 vs. UC Riverside (2/8/26)
4, Two Times (last at Long Beach State, 4/15/26)	<b>Walks</b>	4, Two Times (last at Long Beach State, 4/15/26)
1, Five Times (last at Long Beach State, 4/15/26)	<b>Sacrifice Flies</b>	1, 13 Times (last at Long Beach State, 4/15/26)
--	<b>Sacrifice Hits</b>	--
--	<b>Stolen Bases</b>	1 vs. Arizona State (4/21/23)
1, 12 Times (last at Nebraska, 3/28/26)	<b>Hit-By-Pitches</b>	1, 29 Times (last at Nebraska, 3/28/26)

**Number of multi-HR games:** 10 times (six in 2026)

### #7 Jolyna Lamar (Fr.)

Season Highs	Category	Career Highs
4, Five Times (last at Washington, 4/24/26)	<b>At-Bats</b>	Same
4 at Long Beach State (4/15/26)	<b>Runs Scored</b>	Same
3 vs. East Texas A&M (2/27/26)	<b>Hits</b>	Same
7 vs. East Texas A&M (2/27/26)	<b>Runs Batted In</b>	Same
1, Seven Times (last vs. Wisconsin, 5/8/26)	<b>Doubles</b>	Same
1 vs. Penn State (5/7/26)	<b>Triples</b>	Same
2 vs. East Texas A&M (2/27/26)	<b>Home Runs</b>	Same
1 vs. East Texas A&M (2/27/26)	<b>Grand Slams</b>	Same
9 vs. East Texas A&M (2/27/26)	<b>Total Bases</b>	Same
3 at Long Beach State (4/15/26)	<b>Walks</b>	Same
--	<b>Sacrifice Flies</b>	Same
--	<b>Sacrifice Hits</b>	Same
--	<b>Stolen Bases</b>	Same
--	<b>Hit-By-Pitches</b>	Same

### #26 Jazmine Leyva (Fr.)

Season Highs	Category	Career Highs
3 vs. Hawai'i (4/2/26)	<b>At-Bats</b>	Same
1, Six Times (last vs. Wisconsin, 5/8/26)	<b>Runs Scored</b>	Same
1, Four Times (last vs. Wisconsin, 5/8/26)	<b>Hits</b>	Same
1, Two Times (last vs. Wisconsin, 5/8/26)	<b>Runs Batted In</b>	Same
1, Three Times (last vs. Wisconsin, 5/8/26)	<b>Doubles</b>	Same
--	<b>Triples</b>	Same
1 vs. Hawai'i (4/2/26)	<b>Home Runs</b>	Same
4 vs. Hawai'i (4/2/26)	<b>Total Bases</b>	Same
1 at Long Beach State (4/15/26)	<b>Walks</b>	Same
--	<b>Sacrifice Flies</b>	Same
--	<b>Sacrifice Hits</b>	Same
--	<b>Stolen Bases</b>	Same
--	<b>Hit-By-Pitches</b>	Same

### #5 Saydrie Meoño (Fr.)

Season Highs	Category	Career Highs
1, Three Times (last at Illinois, 4/12/26)	<b>At-Bats</b>	Same
1, 10 Times (last at Illinois, 4/10/26)	<b>Runs Scored</b>	Same
--	<b>Hits</b>	Same
--	<b>Runs Batted In</b>	Same
--	<b>Doubles</b>	Same
--	<b>Triples</b>	Same
--	<b>Home Runs</b>	Same
--	<b>Total Bases</b>	Same
--	<b>Walks</b>	Same
--	<b>Sacrifice Flies</b>	Same
--	<b>Sacrifice Hits</b>	Same
--	<b>Stolen Bases</b>	Same
--	<b>Hit-By-Pitches</b>	Same

### #38 Jaella Ann Mercado (Fr.)

Season Highs	Category	Career Highs
--	<b>At-Bats</b>	Same
1, 13 Times (last at Washington, 4/24/26)	<b>Runs Scored</b>	Same
--	<b>Hits</b>	Same
--	<b>Runs Batted In</b>	Same
--	<b>Doubles</b>	Same
--	<b>Triples</b>	Same
--	<b>Home Runs</b>	Same
--	<b>Total Bases</b>	Same
--	<b>Walks</b>	Same
--	<b>Sacrifice Flies</b>	Same
--	<b>Sacrifice Hits</b>	Same
1, Three Times (last at Washington, 4/25/26)	<b>Stolen Bases</b>	Same
--	<b>Hit-By-Pitches</b>	Same

## SEASON & CAREER HIGHS

### #00 Sofia Mujica (So.)

Season Highs	Category	Career Highs
4, Four Times (last at Illinois, 4/12/26)	<b>At-Bats</b>	4, Seven Times (last at Illinois, 4/12/26)
2 vs. Northern Colorado (2/6/26)	<b>Runs Scored</b>	2, Two Times (last vs. Northern Colorado, 2/6/26)
3 at Illinois (4/12/26)	<b>Hits</b>	3, Two Times (last at Illinois, 4/12/26)
3, Two Times (last at Illinois, 4/12/26)	<b>Runs Batted In</b>	8 vs. Weber State (3/1/25)
1 vs. California (4/18/26)	<b>Doubles</b>	1, Four Times (last vs. California, 4/18/26)
--	<b>Triples</b>	--
2, Two Times (last at Illinois, 4/12/26)	<b>Home Runs</b>	2, Three Times (last at Illinois, 4/12/26)
--	<b>Grand Slams</b>	1, Two Times (last at Maryland, 3/30/25)
9 at Illinois (4/12/26)	<b>Total Bases</b>	9 at Illinois (4/12/26)
2 vs. Michigan State (3/8/26)	<b>Walks</b>	2, Two Times (last vs. Michigan State, 3/8/26)
--	<b>Sacrifice Flies</b>	1, Four Times (last at Michigan, 4/27/25)
--	<b>Sacrifice Hits</b>	1 vs. Arizona (3/1/25)
--	<b>Stolen Bases</b>	--
--	<b>Hit-By-Pitches</b>	--

### #55 Brynne Nally (So.)

Season Highs	Category	Career Highs (2025 at Long Beach State)
5.0 at Illinois (4/12/26)	<b>Innings Pitched</b>	7.0 vs. Utah (2/21/25)
5 vs. Oregon State (2/7/26)	<b>Strikeouts</b>	5, Two Times (last vs. Oregon State, 2/7/26)
7 vs. BYU (2/28/26)	<b>Hits Allowed</b>	7, Two Times (last vs. BYU, 2/28/26)
5 vs. Wisconsin (3/8/26)	<b>Runs Allowed</b>	6 vs. Oregon State (2/22/25)
4, Four Times (last vs. California, 4/18/26)	<b>Earned Runs Allowed</b>	6 vs. Oregon State (2/22/25)
6 at Rutgers (3/23/26)	<b>Walks Allowed</b>	6 at Rutgers (3/23/26)
3 vs. Tennessee (2/14/26)	<b>Home Runs Allowed</b>	3 vs. Tennessee (2/14/26)
1, Four Times (last at Illinois, 4/12/26)	<b>Hit Batters</b>	2 vs. Oregon State (2/22/25)

### #56 Mia Phillips (So.)

Season Highs	Category	Career Highs (2025 at California)
4 vs. Florida (2/27/26)	<b>At-Bats</b>	4, 10 Times (last vs. Florida, 2/27/26)
2, Four Times (last vs. Hawai'i, 4/2/26)	<b>Runs Scored</b>	2, Six Times (last vs. Hawai'i, 4/2/26)
2, Two Times (last vs. Florida, 2/27/26)	<b>Hits</b>	3, Two Times (last at Virginia Tech, 3/23/25)
2 vs. Texas A&M (2/22/26)	<b>Runs Batted In</b>	4 at Virginia (3/23/25)
1, Four Times (last vs. Texas A&M, 2/22/26)	<b>Doubles</b>	2 vs. Southern Utah (2/28/25)
1 vs. Fresno State (2/21/26)	<b>Triples</b>	1, Six Times (last vs. Virginia Tech, 4/27/25)
--	<b>Home Runs</b>	1, Four Times (last at James Madison, 3/26/25)
3, Two Times (last vs. Texas A&M, 2/22/26)	<b>Total Bases</b>	9 vs. Georgia Tech (3/16/25)
1, Five Times (last vs. Hawai'i, 4/2/26)	<b>Walks</b>	2, Two Times (last vs. Virginia Tech, 4/27/25)
1 at Illinois (4/12/26)	<b>Sacrifice Flies</b>	1, Three Times (last at Illinois, 4/12/26)
1, Two Times (last vs. South Carolina, 2/21/26)	<b>Sacrifice Hits</b>	1, Eight Times (last vs. South Carolina, 2/21/26)
1, Three Times (last at Illinois, 4/11/26)	<b>Stolen Bases</b>	1, Nine Times (last at Illinois, 4/11/26)
1, Three Times (last vs. LMU, 3/11/26)	<b>Hit-By-Pitches</b>	1, Four Times (last vs. LMU, 3/11/26)

### #4 Rylee Pinedo (RS Jr.)

Season Highs	Category	Career Highs
3 at Illinois (4/12/26)	<b>At-Bats</b>	3 at Illinois (4/12/26)
2 at Illinois (4/12/26)	<b>Runs Scored</b>	2 at Illinois (4/12/26)
2 at Illinois (4/12/26)	<b>Hits</b>	2 at Illinois (4/12/26)
1 at Illinois (4/12/26)	<b>Runs Batted In</b>	1, Two Times (last at Illinois, 4/12/26)
3 at Illinois (4/12/26)	<b>Total Bases</b>	3 at Illinois (4/12/26)
--	<b>Walks</b>	1 vs. Weber State (3/1/25)
--	<b>Sacrifice Hits</b>	1, Two Times (last vs. LMU, 3/6/25)
1, Two Times (last at Rutgers, 3/22/26)	<b>Stolen Bases</b>	1, Six Times (last at Rutgers, 3/22/26)

### #28 Alexis Ramirez (RS Jr.)

Season Highs	Category	Career Highs
4, Nine Times (last vs. Oregon, 5/2/26)	<b>At-Bats</b>	5 vs. Tennessee (6/1/25)
3 vs. Wisconsin (5/8/26)	<b>Runs Scored</b>	3 vs. Wisconsin (5/8/26)
3 vs. Wisconsin (3/8/26)	<b>Hits</b>	3, Three Times (last vs. Wisconsin, 3/8/26)
6 vs. Wisconsin (3/8/26)	<b>Runs Batted In</b>	6, Two Times (last vs. Wisconsin, 3/8/26)
1, Seven Times (last at Washington, 4/24/26)	<b>Doubles</b>	1, 13 Times (last at Washington, 4/24/26)
--	<b>Triples</b>	--
1, 12 Times (last vs. Penn State, 5/7/26)	<b>Home Runs</b>	2 vs. Northwestern (5/3/25)
1, Three Times (last at Cal State Fullerton, 4/7/26)	<b>Grand Slams</b>	1, Three Times (last at Cal State Fullerton, 4/7/26)
6 vs. Wisconsin (3/8/26)	<b>Total Bases</b>	9 vs. Northwestern (5/3/25)
2 at Rutgers (3/21/26)	<b>Walks</b>	2 at Rutgers (3/21/26)
1, Three Times (last at Long Beach State, 4/15/26)	<b>Sacrifice Flies</b>	1, Three Times (last at Long Beach State, 4/15/26)
--	<b>Sacrifice Hits</b>	--
1 vs. Seattle U (2/28/26)	<b>Stolen Bases</b>	1 vs. Seattle U (2/28/26)
1, Three Times (last vs. California, 4/18/26)	<b>Hit-By-Pitches</b>	1, Six Times (last vs. California, 4/18/26)

### #29 Rylee Slimp (So.)

Season Highs	Category	Career Highs
6 vs. Florida (2/27/26)	<b>At-Bats</b>	6 vs. Florida (2/27/26)
5 at Long Beach State (4/15/26)	<b>Runs Scored</b>	5 at Long Beach State (4/15/26)
4, Two Times (last at Illinois, 4/10/26)	<b>Hits</b>	4, Two Times (last at Illinois, 4/10/26)
4, Three Times (last at Washington, 4/26/26)	<b>Runs Batted In</b>	4, Three Times (last at Washington, 4/26/26)
1, 14 Times (last vs. Penn State, 5/7/26)	<b>Doubles</b>	2 vs. Weber State (3/1/25)
1, Four Times (last at Long Beach State, 4/15/26)	<b>Triples</b>	1, Four Times (last at Long Beach State, 4/15/26)
1, 14 Times (last vs. Wisconsin, 5/8/26)	<b>Home Runs</b>	1, 16 Times (last vs. Wisconsin, 5/8/26)
7, Five Times (last vs. Oregon, 5/2/26)	<b>Total Bases</b>	7, Five Times (last vs. Oregon, 5/2/26)
2, Three Times (last at Long Beach State, 4/15/26)	<b>Walks</b>	2, Five Times (last at Long Beach State, 4/15/26)
1 vs. Fresno State (2/21/26)	<b>Sacrifice Flies</b>	1, Two Times (last vs. Fresno State, 2/21/26)
--	<b>Sacrifice Hits</b>	1 vs. LSU (2/27/25)
1, Three Times (last at Illinois, 4/11/26)	<b>Stolen Bases</b>	1, Five Times (last at Illinois, 4/11/26)
3 vs. Texas A&M (2/22/26)	<b>Hit-By-Pitches</b>	3 vs. Texas A&M (2/22/26)

### #10 Sydney Somerndike (RS Jr.)

Season Highs	Category	Career Highs (2023-25 at Arizona)
6.0 at Illinois (4/11/26)	<b>Innings Pitched</b>	6.0 at Illinois (4/11/26)
3, Three Times (last vs. BYU, 2/28/26)	<b>Strikeouts</b>	6 vs. New Mexico State (3/15/23)
7 vs. BYU (2/28/26)	<b>Hits Allowed</b>	7 vs. BYU (2/28/26)
5 vs. BYU (2/28/26)	<b>Runs Allowed</b>	5 vs. BYU (2/28/26)
5 vs. BYU (2/28/26)	<b>Earned Runs Allowed</b>	5 vs. BYU (2/28/26)
4 vs. Hawai'i (4/2/26)	<b>Walks Allowed</b>	4 vs. Hawai'i (4/2/26)
2 vs. Oregon State (2/7/26)	<b>Home Runs Allowed</b>	2, Four Times (last vs. Oregon State, 2/7/26)
2 vs. Wisconsin (3/6/26)	<b>Hit Batters</b>	2, Two Times (last vs. Wisconsin, 3/6/26)

### #31 Ramsey Suarez (RS Jr.)

Season Highs	Category	Career Highs
5, Two Times (last vs. Seattle U, 2/28/26)	<b>At-Bats</b>	5, Two Times (last vs. Seattle U, 2/28/26)
3 vs. UC Riverside (2/8/26)	<b>Runs Scored</b>	3 vs. UC Riverside (2/8/26)
3 vs. Auburn (2/19/26)	<b>Hits</b>	3 vs. Auburn (2/19/26)
7 vs. Auburn (2/19/26)	<b>Runs Batted In</b>	7 vs. Auburn (2/19/26)
1, Six Times (last vs. Wisconsin, 5/8/26)	<b>Doubles</b>	1, Seven Times (last vs. Wisconsin, 5/8/26)
1 vs. Auburn (2/19/26)	<b>Triples</b>	1 vs. Auburn (2/19/26)
1, Seven Times (last at Rutgers, 3/21/26)	<b>Home Runs</b>	1, Nine Times (last at Rutgers, 3/21/26)
9 vs. Auburn (2/19/26)	<b>Total Bases</b>	9 vs. Auburn (2/19/26)
2 vs. South Carolina (2/21/26)	<b>Walks</b>	2 vs. South Carolina (2/21/26)
1 vs. Oregon State (2/7/26)	<b>Sacrifice Flies</b>	1, Three Times (last vs. Oregon State, 2/7/26)
1 at Long Beach State (4/15/26)	<b>Sacrifice Hits</b>	1 at Long Beach State (4/15/26)
1 vs. Seattle U (2/28/26)	<b>Stolen Bases</b>	1 vs. Seattle U (2/28/26)
1, Four Times (last at Washington, 4/24/26)	<b>Hit-By-Pitches</b>	2 at Stanford (4/20/24)

### #23 Taylor Tinsley (Sr.)

Season Highs	Category	Career Highs
7.1 vs. Oklahoma State (2/13/26)	<b>Innings Pitched</b>	9.0 at Stanford (4/19/24)
9 vs. Penn State (5/7/26)	<b>Strikeouts</b>	15 at Stanford (4/19/24)
13 vs. Oregon (5/1/26)	<b>Hits Allowed</b>	13 vs. Oregon (5/1/26)
10 vs. Oregon (5/2/26)	<b>Runs Allowed</b>	10 vs. Oregon (5/2/26)
8 vs. Oregon (5/1/26)	<b>Earned Runs Allowed</b>	8 vs. Oregon (5/1/26)
7 at Nebraska (3/27/26)	<b>Walks Allowed</b>	7 at Nebraska (3/27/26)
4 vs. Oregon (5/2/26)	<b>Home Runs Allowed</b>	4 vs. Oregon (5/2/26)
2, Five Times (last vs. Wisconsin, 5/8/26)	<b>Hit Batters</b>	2, Six Times (last vs. Wisconsin, 5/8/26)

### #15 Jordan Woolery (Sr.)

Season Highs	Category	Career Highs
5, Three Times (last at Long Beach State, 4/15/26)	<b>At-Bats</b>	5, Five Times (last at Long Beach State, 4/15/26)
4 at Long Beach State (4/15/26)	<b>Runs Scored</b>	4 at Long Beach State (4/15/26)
4, Three Times (last vs. California, 4/18/26)	<b>Hits</b>	4, Four Times (last vs. California, 4/18/26)
6, Three Times (last at Rutgers, 3/23/26)	<b>Runs Batted In</b>	6, Four Times (last at Rutgers, 3/23/26)
3 vs. Wisconsin (3/8/26)	<b>Doubles</b>	3 vs. Wisconsin (3/8/26)
1, Two Times (last at Cal State Fullerton, 4/7/26)	<b>Triples</b>	1, Seven Times (last at Cal State Fullerton, 4/7/26)
2, Five Times (last vs. California, 4/18/26)	<b>Home Runs</b>	2, Seven Times (last vs. California, 4/18/26)
1, Four Times (last at Long Beach State, 4/15/26)	<b>Grand Slams</b>	1, Six Times (last at Long Beach State, 4/15/26)
10, Two Times (last vs. California, 4/18/26)	<b>Total Bases</b>	10, Two Times (last vs. California, 4/18/26)
2, 10 Times (last at Long Beach State, 4/15/26)	<b>Walks</b>	3 vs. Virginia (2/16/25)
1, Three Times (last at Illinois, 4/11/26)	<b>Sacrifice Flies</b>	1, 12 Times (last at Illinois, 4/11/26)
--	<b>Sacrifice Hits</b>	--
1, Four Times (last vs. Oregon State, 3/1/26)	<b>Hit-By-Pitches</b>	1, 12 Times (last vs. Oregon State, 3/1/26)