



WASHINGTON MEN'S BASKETBALL

2025-26 HUSKY GAME NOTES

GAME TWENTY FOUR

FEB. 7 » 7:00 P.M. PT » LOS ANGELES, CALIF. » PAULEY PAVILION

2025-26 SCHEDULE

DATE	OPPONENT (TV)	RESULT/TIME
November (5-2)		
Nov. 3	UAPB (B1G+)	W, 94-50
Nov. 6	DENVER (BTN)	W, 84-70
Nov. 9	at Baylor (ESPN)	L, 69-78
Nov. 14	at Washington State (ESPN+)	W, 81-69
Nov. 18	SOUTHERN (PEACOCK)	W, 99-93 (2OT)
Nov. 27	vs. Nevada ! (CBSSN)	W, 83-66
Nov. 28	vs. Colorado ! (TruTV)	L, 68-81
December (4-2)		
Dec. 3	UCLA* (BTN)	L, 80-82
Dec. 6	at #24 USC* (BTN)	W, 84-76
Dec. 13	SOUTHERN UTAH (BTN)	W, 105-69
Dec. 19	at Seattle U % (ESPN2)	L, 66-70
Dec. 22	SAN DIEGO (BTN)	W, 86-56
Dec. 29	UTAH (FS1)	W, 74-65
January (3-6)		
Jan. 4	at Indiana* (BTN)	L, 80-90
Jan. 7	at #5 Purdue* (BTN)	L, 73-81
Jan. 11	OHIO STATE* (PEACOCK)	W, 81-74
Jan. 14	#4 MICHIGAN* (BTN)	L, 72-82
Jan. 17	#12 MICHIGAN STATE* (BTN)	L, 63-80
Jan. 21	at #7 Nebraska* (BTN)	L, 66-76
Jan. 25	OREGON* (PEACOCK)	W, 72-57
Jan. 29	at #9 Illinois (FS1)	L, 66-75
Jan. 31	at Northwestern (BTN)	W, 76-62
February (0-1)		
Feb. 4	IOWA* (BTN)	L, 74-84
Feb. 7	at UCLA* (FS1)	7:00 p.m.
Feb. 11	PENN STATE* (BTN)	7:30 p.m.
Feb. 14	MINNESOTA* (PEACOCK)	6:00 p.m.
Feb. 21	at Maryland* (Peacock)	Noon
Feb. 24	at Rutgers* (BTN)	3:30 p.m.
Feb. 28	WISCONSIN* (FS1)	1:00 p.m.
March (0-0)		
Mar. 4	USC* (BTN)	7:30 p.m.
Mar. 7	at Oregon* (FS1)	8:00 p.m.
Mar. 11-15	Big Ten Tournament \$ (BTN)	TBD

ALL HOME GAMES IN BOLD CAPS

Ranking: AP/USA Today Coaches | All times PT

* - Big Ten Conference Game

! - Acrisure Holiday Classic (Palm Desert, Calif.)

% - Played at Climate Pledge Arena (Seattle)

\$ - Big Ten Tournament (Chicago)

WASHINGTON RECORDS

TYPE	RECORD	STREAK
Overall:	12-11	L1
Big Ten:	4-8	L1
Non-Conference:	8-3	W2
Home:	8-4	L1
Away:	3-6	W1
Neutral:	1-1	L1

COMMUNICATIONS INFO

Media Contact	Mitch Praxl
Email	mpraxl@uw.edu
Cell Phone	(662) 816-9914
Website	GoHuskies.com

@UW_MBB

MATCHUP CENTRAL



WASHINGTON
HUSKIES

RANKING: NR/NR
12-11 » 4-8 B1G

at

UCLA
BRUINS

RANKING: NR/NR
16-7 » 8-4 B1G



HEAD COACH: DANNY SPRINKLE
RECORD: 133-79 (7TH SEASON)
UW RECORD: 24-29 (2ND SEASON)

HEAD COACH: MICK CRONIN
RECORD: 519-242 (23RD SEASON)
UCLA RECORD: 154-71 (7TH SEASON)

BROADCAST INFO

Television: FS1

Talent: Dan Hellie (PxP), Casey Jacobsen (Color)

Radio (Washington Sports Network): 93.3 KJR-FM

Talent: Tony Castricone (PxP), Jason Hamilton (Color)

Live Stats: www.HuskyStats.com

Live Audio: www.GoHuskies.com/audio

OPENING TIPS

- » Washington and UCLA will square off for the 156th time on Saturday
- » Washington is seeking its eight-ever win in Westwood, first since 2016
- » A win would give UW its fourth-ever sweep of the Big Ten's LA-based school's on their home court
- » Washington is coming off of an 84-74 loss at home to Iowa
- » The Huskies were red-hot from the field in the first half with a 76.9 percent shooting percentage, UW's highest single half percentage since at least 2012 and the third-highest by a Big Ten team since 2018-19
- » Zoom Diallo and Hannes Steinbach each posted a double double, giving UW multiple double doubles in three of the last four games
- » Previously, the Huskies had not accomplished the feat since 2017
- » Diallo's second career double double included a career-high 12 assists
- » Steinbach's was his 15th of the season, breaking Isaiah Stewart's freshman school record
- » It was Steinbach's second 20-10 performance in as many games, his sixth total against Big Ten opposition

SERIES HISTORY

Overall: UCLA leads, 111-44

In Seattle: UCLA leads, 40-35

In Los Angeles: UCLA leads, 70-8

at Neutral Sites: Series tied, 1-1






Current Steak: UCLA, 3

Coach Sprinkle vs. UCLA: 0-3

TALE OF THE TAPE

49.....	NCAA Net	41
44.....	KenPom	36
47/65.....	ESPN BPI/SOR	31/42
78.1.....	Scoring Offense	78.9
73.3.....	Scoring Defense	69.7
4.8.....	Scoring Margin	9.2
454.....	FG%	475
322.....	3-Point FG%	383
776.....	FT%	768
437.....	FG% Defense	421
322.....	3-Pt. FG% Defense	298
38.0.....	Off. Rebounding	33.0
32.7.....	Def. Rebounding	32.7
5.2.....	Rebounding Margin	0.3
13.9.....	Assists	16.0
10.7/-0.5.....	Turnovers/TO Margin	9.4/3.3
5.7.....	Steals	6.5
4.4.....	Blocks	3.4

POSSIBLE STARTING FIVE

	5 ZOOM DIALLO	SEASON STATS	CAREER HIGHS	QUICK NOTES
	 So. » G » 6-4 Tacoma, Wash. Curtis HS	PPG: 15.3 RPG: 3.6 APG: 4.3	SPG: 0.7 BPG: 0.0 MPG: 28.1	PTS: 24 REB: 7 AST: 12
	 Fr. » F » 6-11 Würzburg, Germany Würzburg Baskets	PPG: 17.8 RPG: 11.5 APG: 1.6	SPG: 1.0 BPG: 1.1 MPG: 33.3	PTS: 29 REB: 16 AST: 6
	 So. » F » 6-7 Bowie, Md. Indiana	PPG: 6.2 RPG: 4.1 APG: 0.6	SPG: 0.4 BPG: 0.1 MPG: 22.5	PTS: 16 REB: 10 AST: 3
	 So. » G » 6-4 Beaumont, Texas USC	PPG: 13.4 RPG: 3.2 APG: 1.1	SPG: 1.4 BPG: 0.3 MPG: 29.3	PTS: 30 REB: 7 AST: 5
	 Gr. » C » 6-11 Yaoundé, Cameroon Oregon	PPG: 6.3 RPG: 6.7 APG: 0.3	SPG: 0.6 BPG: 2.3 MPG: 22.9	PTS: 17 REB: 14 AST: 2
		SEASON STATS	CAREER HIGHS	QUICK NOTES
			STL: 5 BLK: 1 MIN: 42	13 straight 10+ point games • 4 20+ point outings • 32.7 3FG% up from 18.2% • 4th in B1G at 88.8 FT%
			STL: 3 BLK: 4 MIN: 39	Leads B1G lead, 3rd nationally with 14 double doubles • 3rd in nation at 11.4 RPG • 11th in B1G in scoring • Lute Olson Award WL
			STL: 1 BLK: 1 MIN: 29	7 straight starts • Tied season-high 12 pts vs. Ohio State, 1st start since 11/9 • Five Star prospect out of HS
			STL: 4 BLK: 2 MIN: 50	Career-high 5 3FG at Northwestern • 11-17 3FG last 3 games • Jerry West Award WL • No. 24 ranked transfer
			STL: 4 BLK: 6 MIN: 32	2nd double double of season vs. Oregon • Career-high 14 reb vs. UO • 3rd in B1G in blk. BPG • Career-high 6 blk 3 times



GOHUSKIES.COM

QUICK FACTS

UNIVERSITY

Name	University of Washington
Location	Seattle, Wash.
Founded	Nov. 4, 1861
Enrollment	51,719
Nickname	Huskies
Colors	Purple and Gold
Mascot	Harry the Husky / Dubs
Conference	Big Ten
President	Robert J. Jones
Athletics Director	Pat Chun
MBB Administrator	Dr. Charles Small
Faculty Athletics Rep.	Dr. Alexes Harris
Ticket Office Phone	206-543-2200

FACILITY INFO

Homecourt	Alaska Airlines Arena
Opened	December 27, 1927
Renovated/Re-Opened	November 24, 2000
Seating/Total Capacity	9,294

COACHING STAFF

Head Coach	Danny Sprinkle
Alma Mater	Montana State, 2000
Record at Washington	25-29
Year at Washington	2nd
Record (6th Season)	134-79
Associate Head Coach	Andy Hill
Alma Mater	Eastern Washington, 2000
Year at Washington	2nd
Assistant Coach	DeMarlo Slocum
Alma Mater	Georgia Southern, 2001
Year at Washington	2nd
Assistant Coach	Tommy Connor
Alma Mater	Utah, 1990
Year at Washington	2nd
Assistant Coach	Quincy Pondexter
Alma Mater	Washington, 2010
Year at Washington	4th
Assistant Coach	Abdul Gaddy
Alma Mater	Washington, 2013
Year at Washington	2nd
Special Asst. to the Head Coach	Jerry Hobbie
Alma Mater	Fordham, 1985
Year at Washington	8th

PROGRAM HISTORY

First Year	1896
All-Time Record	1892-1299 (.593)
Conference Record	.963-850 (.531)
Conference Championships	5
Conference Tournament Championships	3
NCAA Tournament Appearances	17
NCAA Sweet 16 Appearances	7
NCAA Elite Eight Appearances	4
NCAA Final Four Appearances	1
NCAA Tournament Record	19-18 (.514)
All-America Selections	20
All-Conference Selections	106

TEAM INFORMATION

Letterwinners Returning/Lost	2/11
Starters Returning/Lost	2/3
Newcomers	14

MEDIA INFORMATION

ATHLETIC COMMUNICATIONS: Washington Assistant Director of Digital Strategy Mitch Praxl handles all communications duties for the Washington men's basketball program. For any questions or special requests, contact him on his cell at (662) 816-9914 or reach him by email at mpraxl@uw.edu.

WEEKLY PRESS CONFERENCES: Washington head men's coach Danny Sprinkle will hold a weekly press conference on Mondays at noon PT following practice at Alaska Airlines Arena at Hec Edmundson Pavilion, pending the team's game and travel schedules. Weekly availability will be held in the media press room. Media members wishing to attend should contact Assistant Director of Digital Strategy Mitch Praxl.

PRACTICES/INTERVIEWS: The Huskies practice throughout the week, primarily at Alaska Airlines Arena. Media wishing to arrange interviews with coaches or players either in person or remotely should contact Assistant Director of Digital Strategy Mitch Praxl. All interview requests must be made at least 24 hours in advance. Media availability for players is subject to the team's time management plan.

CREDENTIALS: Requests for credentials must be sent to Mitch Praxl at least 48 hours prior to each game. Please only submit credential requests for games you are sure to attend. Priority will be given to media outlets and members who regularly cover Washington men's basketball.

PROFESSIONAL SCOUTING: Professional scouting requests for UW men's basketball should be sent to Mitch Praxl at least 48 hours prior to the game a scout is wishing to attend. Per UW's policy, scouts must purchase a game ticket for any game they wish to attend, though a credential and parking pass may be obtained for additional access. For seating preferences, scouts will be directed to the UW ticketing office.

CREDENTIAL PICKUP/ARENA ENTRANCE: Credentials and parking passes can be picked up on gameday at the loading dock entrance to Alaska Airlines Arena, located adjacent to Husky Stadium. The loading dock entrance will be open beginning one and a half hours prior to tipoff. Media members wishing to coordinate alternative credential pickup should contact Mitch Praxl.

PARKING: Media parking is located in Lots E12, E18, E19 and E21. Media parking will be distributed on a per-game basis. To request a parking pass, contact Mitch Praxl at least 48 hours in advance of the game you wish to cover.

PHOTOGRAPHY/VIDEOGRAPHY: Still photographers and videographers may shoot from their assigned space on the baseline. Any photographer or videographer not following the guidelines may have his or her credential revoked at any time. Credentials and photo vests must be clearly and properly displayed at all times. Workspace will be available in the media work room located on the court level of Alaska Airlines Arena. To request a credential, please contact Mitch Praxl.

VISITING RADIO: Radio rights-holders for opposing teams will broadcast from the scorers table at Alaska Airlines Arena at Hec Edmundson Pavilion. Washington provides an Ethernet line and one analog phone line for your use.

POSTGAME MEDIA: Washington head coach Danny Sprinkle and select players will be made available for a postgame press conference in the media work room at Alaska Airlines Arena following the conclusion of games. During Big Ten play, Washington's opponent will have the option of utilizing the media work room for media availability prior to UW's press conference. UW players will conduct their availability first, followed by Coach Sprinkle at the conclusion of his mandated radio interview.

TELEVISION INFORMATION: Washington home games are primarily televised on the Big Ten Network, FS1 or Peacock. A select few non-conference games will not be televised, but will be available for streaming through BIG+. BIG+ does require a streaming subscription. All UW television designations are located on the men's basketball schedule page at GoHuskies.com, in addition to live streaming links.

LIVE STATS: Live stats are available for each UW men's basketball game. Links to follow will be made available online at GoHuskies.com, and can generally be found specifically in game previews. For all Husky home games, live stats are available via StatBroadcast on the schedule page at GoHuskies.com or by visiting HuskyStats.com.

STYLE GUIDE

COLOR PALETTE

PURPLE PANTONE 212	CMYK C: 95 Y: 100 M: 26 K: 15	RGB R: 55 G: 35 B: 106	HEX 37426a
GOLD PANTONE 4002	CMYK C: 12 Y: 21 M: 51 K: 0	RGB R: 225 G: 196 B: 141	HEX e1c48d
METALLIC GOLD PANTONE 871	CMYK C: 30 Y: 35 M: 60 K: 0	RGB R: 145 G: 123 B: 76	HEX 917b4c
GRAY PANTONE 3	CMYK C: 0 Y: 13 M: 43 K: 13	RGB R: 216 G: 217 B: 218	HEX d8d9da

LOGOS



WORDMARKS

WASHINGTON
HUSKIES

2025-26 ROSTER

NUMERICAL						ALPHABETICAL				
#	NAME	POS.	YR.	HT.	HOMETOWN (HIGH SCHOOL/PREVIOUS SCHOOL)	#	NAME	POS.	Yr.	HT.
0	Quimari Peterson	G	Sr.	6-1	Gary, Ind. (West Side HS/Indiana State/John A. Logan College/ETSU)	1	Desmond Claude	G	Sr.	6-6
1	Desmond Claude	G	Sr.	6-6	New Haven, Conn. (Putnam Science Academy/Xavier/USC)	5	Zoom Diallo	G	So.	6-4
3	BJ Roy	G	Fr.	6-2	Seattle, Wash. (Garfield HS)	33	Nikola Dzepina	F	Fr.	6-10
4	Jasir Rencher	F	Fr.	6-5	Oakland, Calif. (Archbishop Riordan HS)	11	Franck Kepnang	C	Gr.	6-11
5	Zoom Diallo	G	So.	6-4	Tacoma, Wash. (Curtis HS)	23	JJ Mandaquit	G	Fr.	6-1
6	Hannes Steinbach	F	Fr.	6-11	Würzburg, Germany (Würzburg Baskets)	30	Courtland Muldrew	G	Fr.	6-3
7	Christian Nitu	F	So.	6-11	Whitby, Ontario (Fort Erie Academy/Florida State)	7	Christian Nitu	F	So.	6-11
8	Bryson Tucker	F	So.	6-7	Bowie, Md. (Bishop O'Connell HS/Indiana)	41	Jacob Ognacevic	F	6th	6-8
9	Wesley Yates III	G	So.	6-4	Beaumont, Texas (Beaumont United HS/USC)	0	Quimari Peterson	G	Sr.	6-1
11	Franck Kepnang	C	Gr.	6-11	Yaoundé, Cameroon (Westtown HS/Oregon)	4	Jasir Rencher	F	Fr.	6-5
14	Mady Traore	F	Jr.	6-11	Drancy, France (Believe Prep/New Mexico State/Maryland/Frank Phillips College)	3	BJ Roy	G	Fr.	6-2
23	JJ Mandaquit	G	Fr.	6-1	Hilo, Hawaii (Utah Prep)	24	Lathan Sommerville	C	So.	6-10
24	Lathan Sommerville	C	So.	6-10	Peoria, Ill. (Richwoods HS/Rutgers)	6	Hannes Steinbach	F	Fr.	6-11
30	Courtland Muldrew	G	Fr.	6-3	Arlington, Texas (Har Ber HS)	14	Mady Traore	F	Jr.	6-11
33	Nikola Dzepina	F	Fr.	6-10	Belgrade, Serbia (Valencia Basket)	8	Bryson Tucker	G	So.	6-7
41	Jacob Ognacevic	F	6th	6-8	Sheboygan, Wisc. (Sheboygan Lutheran HS/Valparaiso/Lipscomb)	9	Wesley Yates III	G	So.	6-4

COACHING STAFF

Head Coach: Danny Sprinkle, 2nd Season (Montana State, '00)
Associate Head Coach: Andy Hill, 2nd Season (Eastern Washington, '00)
Assistant Coach: DeMarlo Slocum, 2nd Season (Georgia Southern, '01)
Assistant Coach: Tommy Connor, 2nd Season (Utah, '90)
Assistant Coach: Quincy Pondexter, 4th Season (Washington, '13)
Assistant Coach: Abdul Gaddy, 2nd Season (Washington, '13)
Special Assistant to the Head Coach: Jerry Hobbie, 8th Season (Fordham, '85)

SUPPORT STAFF

Director of Mental Performance & Player Personnel: Gibson Arnold
Director of Basketball Operations: Jenna Moser
Executive Assistant to the Head Coach: Megan Black
Athletic Trainer: Daren Nystrom
Director of Athletic Development & Performance: Mark Mitchell
Video & Analytics Coordinator: Matt Suguitan
Performance Dietician: Madison Yerigan
Equipment Manager: Jake Graff
Associate Director of Learning Resources: Lizzy Harman

ROSTER BREAKDOWN

BY STATE/COUNTRY

PRONUNCIATION GUIDE

Quimari Peterson	KEY-mah-ree
Jasir Rencher	juh-SEER
Zoom Diallo	DEE-ah-loe
Nikola Dzepina	KNEE-coh-luh JEH-pee-nuh
Hannes Steinbach	HAHN-iss STINE-bahk
Christian Nitu	NEE-too
Franck Kepnang	Frank KEP-nong
Mady Traore	MAD-EE TRY-oh-RAY
JJ Mandaquit	MAN-duh-quit
Lathan Sommerville	LAY-thin
Jacob Ognacevic	AHG-NAH-suh-VICK
--	
Demarlo Slocum	SLOE-cum
Jerry Hobbie	HOB-ee

PHOTO ROSTER

 0 QUIMARI PETERSON SR. » G » 6-1 GARY, IND. ETSU	 1 DESMOND CLAUDE SR. » G » 6-6 NEW HAVEN, CONN. USC	 3 BJ ROY FR. » G » 6-2 SEATTLE, WASH. GARFIELD HS	 4 JASIR RENCHER FR. » F » 6-5 OAKLAND, CALIF. ARCHBISHOP RIORDAN HS	 5 ZOOM DIALLO SO. » G » 6-4 TACOMA, WASH. CURTIS HS	 6 HANNES STEINBACH FR. » F » 6-11 WÜRZBURG, GERMANY WÜRZBURG BASKETS	 7 CHRISTIAN NITU SO. » G » 6-11 WHITBY, ONTARIO FLORIDA STATE	 8 BRYSON TUCKER SO. » F » 6-6 BOWIE, MD. INDIANA
 9 WESLEY YATES III SO. » G » 6-4 BEAUMONT, TEXAS USC	 11 FRANCK KEPNANG GR. » C » 6-11 YAOUNDÉ, CAMEROON OREGON	 14 MADY TRAORE JR. » F » 6-11 DRANCY, FRANCE FRANK PHILLIPS COLLEGE	 23 JJ MANDAQUIT FR. » G » 6-1 HILO, HAWAII UTAH PREP	 24 LATHAN SOMMERVILLE SO. » C » 6-10 PEORIA, ILL. RUTGERS	 30 COURTLAND MULDREW FR. » G » 6-3 ARLINGTON, TEXAS HAR BER HS	 33 NIKOLA DZEPINA FR. » F » 6-10 BELGRADE, SERBIA VALENCIA BASKET	 41 JACOB OGNACEVIC 6TH » F » 6-8 SHEBOYGAN, WISC. LIPSCOMB

HUSKIES AT A GLANCE



0 **QUIMARI PETERSON**
Sr. » G » 6-1
Gary, Ind.
ETSU

SEASON STATS
PPG: 8.8 SPG: 1.3
RPG: 2.7 BPG: 0.2
APG: 2.0 MPG: 29.8

CAREER HIGHS
PTS: 31 STL: 6
REB: 13 BLK: 3
AST: 10 MIN: 50

QUICK NOTES
Started 12 games • Ranks 12th in B1G in SPG • 13th in B1G in 3FG • 8 games with 3+ 3FG • 2025 SoCon Player of the Year • Led ETSU in Pts, PPG, FG, stl, SPG and 3FG% • 2025 Lou Henson Award Finalist



1 **DESMOND CLAUDE**
Sr. » G » 6-6
New Haven, Conn.
USC

SEASON STATS
PPG: 13.3 SPG: 0.4
RPG: 2.4 BPG: 0.1
APG: 1.9 MPG: 27.7

CAREER HIGHS
PTS: 36 STL: 4
REB: 12 BLK: 2
AST: 11 MIN: 46

QUICK NOTES
Sitting out rest of 2025-26 season • No. 29 transfer per 247Sports • 2025 All-Big Ten Honorable Mention • Led USC at 15.8 PPG • 26 career 20+ point performances



3 **BJ ROY**
Fr. » G » 6-2
Seattle, Wash.
Garfield HS

SEASON STATS
PPG: 0.0 SPG: 0.0
RPG: 0.0 BPG: 0.0
APG: 0.0 MPG: 1.6

CAREER HIGHS
PTS: 0 STL: 0
REB: 0 BLK: 0
AST: 0 MIN: 2

QUICK NOTES
Walk-on • Made season debut vs. Southern Utah • Wearing father Brandon Roy's retired No. 3 • Helped lead Garfield High School to Washington 3A Third Place Finish in 2024-25 • Earned Second Team All-Tournament honors



4 **JASIR RENCHER**
Fr. » F » 6-5
Oakland, Calif.
Archbishop Riordan HS

SEASON STATS
PPG: 3.0 SPG: 0.0
RPG: 1.8 BPG: 0.3
APG: 0.1 MPG: 8.3

CAREER HIGHS
PTS: 8 STL: 0
REB: 5 BLK: 1
AST: 1 MIN: 13

QUICK NOTES
8 appearances off the bench • 6-11 from the field last 6 appearances • Career best 8 pts vs. Southern • Four-star recruit, No. 88 overall per 247Sports • Led HS to first-ever NorCal Open Division Championship • SF Chronicle's POTY



5 **ZOOM DIALLO**
So. » G » 6-4
Tacoma, Wash.
Curtis HS

SEASON STATS
PPG: 15.3 SPG: 0.7
RPG: 3.6 BPG: 0.0
APG: 4.3 MPG: 28.1

CAREER HIGHS
PTS: 24 STL: 5
REB: 7 BLK: 1
AST: 12 MIN: 42

QUICK NOTES
14-straight games with 10+ pts • Career-high 12 ast vs. Iowa • First two career double doubles in the last 3 games • 4 20+ point outings • 32.7 3FG% up from 18.2% in 2024-25 • 4th in B1G at 88.8 FT% • 2024 McDonald's All-American




6 **HANNES STEINBACH**
Fr. » F » 6-11
Würzburg, Germany
Würzburg Baskets

SEASON STATS
PPG: 17.8 SPG: 1.0
RPG: 11.5 BPG: 1.1
APG: 1.6 MPG: 33.3

CAREER HIGHS
PTS: 29 STL: 3
REB: 16 BLK: 4
AST: 6 MIN: 39

QUICK NOTES
Kareem Abdul-Jabbar Award Top 10 • Averaging double double • Leads Power 5, ranks 2nd nationally with UW freshman record 15 double doubles • 11.5 RPG ranks 3rd in the nation • 11th in B1G in scoring • Father played pro with Dirk Nowitzki




7 **CHRISTIAN NITU**
So. » F » 6-11
Whitby, Ontario.
Fort Erie Int. Academy

SEASON STATS
PPG: 0.0 SPG: 0.0
RPG: 0.0 BPG: 0.0
APG: 0.0 MPG: 0.0

CAREER HIGHS
PTS: 8 STL: 1
REB: 5 BLK: 1
AST: 1 MIN: 18

QUICK NOTES
DNP in first 23 games • Played in 22 games, averaging 6.9 minutes, at Florida State in 2024-25 • Scored career-high eight points vs. Virginia • Played for Romania in 2025 FIBA U20 Eurobasket




8 **BRYSON TUCKER**
So. » F » 6-7
Bowie, Md.
Maryland

SEASON STATS
PPG: 6.2 SPG: 0.4
RPG: 4.1 BPG: 0.1
APG: 0.6 MPG: 22.5

CAREER HIGHS
PTS: 16 STL: 1
REB: 10 BLK: 1
AST: 3 MIN: 29

QUICK NOTES
Started last 8 games • 10 pts, 2-3 3FG vs. Iowa • Double double in 1st college start vs. UAPB • Played in 23 games in 2024-25 at Indiana • 2024 McDonald's All-American • Five Star prospect, No. 21 in the nation by 247Sports




9 **WESLEY YATES III**
So. » G » 6-4
Beaumont, Texas
Beaumont United HS

SEASON STATS
PPG: 13.4 SPG: 1.4
RPG: 3.2 BPG: 0.3
APG: 1.1 MPG: 29.3

CAREER HIGHS
PTS: 30 STL: 4
REB: 7 BLK: 2
AST: 5 MIN: 50

QUICK NOTES
14-23 3FG last 4 games • Career-high 5 3FG at Northwestern • 4+ 3FG 5 times • 8th in B1G in SPG • No. 24 transfer in the nation per 247Sports • USC's 2nd leading scorer in 2024-25 • Started career at UW




11 **FRANCK KEPNANG**
Gr. » C » 6-11
Yaoundé, Cameroon
Oregon

SEASON STATS
PPG: 6.3 SPG: 0.6
RPG: 6.7 BPG: 2.3
APG: 0.3 MPG: 22.9

CAREER HIGHS
PTS: 17 STL: 4
REB: 14 BLK: 6
AST: 2 MIN: 32

QUICK NOTES
Playing sixth collegiate season • 3 made FG outside the paint all season • 3rd in B1G in total blk, BPG • career-high 6 blocks 3 times this season • 14th in B1G in rebounding • Has started 28-of-29 games since returning from injury at end of 2024-25 season




14 **MADY TRAORE**
Jr. » F » 6-11
Drancy, France
Frank Phillips College

SEASON STATS
PPG: 0.0 SPG: 0.0
RPG: 0.0 BPG: 0.0
APG: 0.0 MPG: 0.0

CAREER HIGHS
PTS: 26 STL: 5
REB: 12 BLK: 3
AST: 10 MIN: 38

QUICK NOTES
Out for season with foot injury • No. 3 junior college prospect per 247Sports • First Team All-WJAC honors • Named conference defensive player of the Year • Started career at New Mexico State and Maryland



23 **JJ MANDAQUIT**
Fr. » G » 6-1
Hilo, Hawaii
Utah Prep

SEASON STATS
PPG: 5.2 SPG: 0.5
RPG: 2.1 BPG: 0.1
APG: 3.2 MPG: 19.6

CAREER HIGHS
PTS: 15 STL: 2
REB: 6 BLK: 1
AST: 8 MIN: 42

QUICK NOTES
Out indefinitely with lower leg injury • Career-high 15 pts vs. Michigan • Tied career with 3 3FG • 24 ast, 9 TO in January • 10th in B1G in A/TO ratio • Consensus four-star recruit • 247Sports No. 50 overall prospect • 3-time Gold Medal winner with Team USA




24 **LATHAN SOMMERVILLE**
So. » C » 6-10
Peoria, Ill.
Rutgers

SEASON STATS
PPG: 4.2 SPG: 0.2
RPG: 3.3 BPG: 0.4
APG: 0.2 MPG: 13.6

CAREER HIGHS
PTS: 17 STL: 3
REB: 9 BLK: 3
AST: 4 MIN: 30

QUICK NOTES
Returned from 9-game absence at Illinois • Season high eight rebounds vs. Nevada • 81.1 career FT% • Started 15 games in 2024-25 at Rutgers • 10 career double-digit scoring performances • Consensus four-star recruit out of HS • No. 87 overall by ESPN




30 **COURTLAND MULDREW**
Fr. » G » 6-3
Arlington, Texas
Har Ber HS

SEASON STATS
PPG: 1.1 SPG: 0.0
RPG: 0.7 BPG: 0.1
APG: 0.5 MPG: 7.0

CAREER HIGHS
PTS: 5 STL: 0
REB: 4 BLK: 1
AST: 3 MIN: 26

QUICK NOTES
11 appearances off the bench • Career-high 5 pts, 4 reb, 3 ast at Nebraska • Consensus four-star prospect • Nation's No. 103 overall prospect per 247Sports • Broke Malik Monk's Arkansas HS single-season scoring record, racking up 1,110 points at Har Ber HS



33 **NIKOLA DZEPINA**
Fr. » F » 6-10
Belgrade, Serbia
Valencia Basket

SEASON STATS
PPG: 2.4 SPG: 0.0
RPG: 1.4 BPG: 0.7
APG: 0.6 MPG: 7.7

CAREER HIGHS
PTS: 7 STL: 0
REB: 8 BLK: 3
AST: 2 MIN: 20

QUICK NOTES
7 reserve appearances since joining team in Dec. • Made debut on first day active vs. SUU • 7 pts, 8 reb, 2 ast in 21 min vs. USD • Played for Serbia at 2025 FIFA U19 World Cup • Ranked 13th in scoring at World Cup at 16.4 PPG • Played pro for Valencia Basket in Spain



41 **JACOB OGNACEVIC**
6th » F » 6-8
Sheboygan, Wisc.
Lipscomb

SEASON STATS
PPG: 4.7 SPG: 0.4
RPG: 1.3 BPG: 0.0
APG: 0.3 MPG: 16.5

CAREER HIGHS
PTS: 15 STL: 5
REB: 10 BLK: 2
AST: 4 MIN: 35

QUICK NOTES
Missed first 16 games through injury • Leads team w/ 43.8 3FG% • Made 4-of-5 3FG vs. Oregon • 2025 ASUN Player of the Year • 19th in the nation in 2024-25 at 20.0 PPG • Set nation's 25th-highest shooting percentage at 57.5% • 10 career double doubles

DAWG BITES

ABOUT UCLA

- » UCLA is in its seventh season under head coach Mick Cronin
- » Cronin has led the Bruins to four NCAA Tournament bids, including three Sweet 16 appearances and the 2021 Final Four
- » The Bruins sit at 16-7 overall, 8-4 in Big Ten play
- » Most recently, UCLA defeated Rutgers 98-66 at Pauley Pavilion, the Bruins largest margin of victory in conference play since joining the Big Ten
- » The Bruins lead the Big Ten and rank 23rd in the nation in three point percentage defense at 29.8 percent, while sitting second in the league with a 29.8 three point percentage
- » UCLA owns a 3.3 turnover margin, third best in the Big Ten
- » The Bruins are led in scoring by Washington native Tyler Bilodeau, with the senior forward ranking ninth in the conference at 18.2 PPG
- » Senior guard Donovan Dent is averaging 7.0 assists per game, the eighth best average in the nation, third in the Big Ten
- » Dent also ranks fourth in the Big Ten in steals per game, averaging 1.55 per game

SERIES HISTORY - UCLA

- » UCLA leads the all-time series with Washington, 110-44
- » UW is seeking its ninth-ever win over the Bruins in Westwood, the first since 2016
- » UCLA has won three-straight over the Huskies and 15 of the last 17 matchups

TOP TEN CERTIFIED

- » Hannes Steinbach has been named to the Top-10 Watchlist for the Kareem-Abdul Jabbar Award, given annually to the nation's top center
- » Steinbach leads all players on the watchlist in both points and rebounds per game
- » Washington either has faced or is scheduled to face 15 of the 50 total players on the watchlists for the Naismith Hall of Fame Player of the Year awards

EASING UP

- » Starting with Purdue and ending with Illinois, Washington faced a seven-game stretch with opponents averaging a NET Ranking of 27.4
- » Removing Oregon, the average NET Ranking of the other six opponents is 12.7
- » Washington's final eight opponents hold an average NET Ranking of 100.5

HEATING UP

- » Over the last three games, Wesley Yates III is 14-23 from behind the arc
- » Yates has made 3+ threes in four straight games, with UW sitting at 5-3 when Yates makes three or more three pointers in a game

LIKE CLOCKWORK

- » Hannes Steinbach is tied for the Power 5 lead with 15 double doubles in 20 career games and is one of five players nationally with 15 or more in 2025-26
- » Steinbach is one of two players in the nation with seven or more games of 20+ points and 10+ rebounds against Power Five opposition, joining Texas Tech's JT Toppin (7)
- » The 15 double doubles is a new freshman record for Washington
- » Steinbach is the first Husky freshman to record at least one double double since Isaiah Stewart during the 2018-19 season
- » Steinbach is the first Husky to record a double double in five straight games since Jon Brockman rattled off seven in a row in 2007-08
- » If current averages hold, the German would post the 19th season since 1947-48 in which a Husky averaged a double double, the first ever by a freshman

ON ANOTHER LEVEL

- » Since the start of December, Zoom Diallo is averaging 16.1 PPG, 5.2 APG and is shooting 51.5 percent from the field
- » During those 16 games, Diallo has posted three of his five career 20+ point performances
- » The sophomore has also dished out five or more assists eight times during the stretch, breaking or matching his career-high five times

HISTORIC PACE

- » Hannes Steinbach is third in the nation in rebounding at 11.5 RPG
- » The German international would be the first Husky freshman in history to average double-digit rebounds in a season

BETTER LATE THAN NEVER

- » UW is shooting 47.9% in the second half and OT, up from 43.7% in the first half
- » The difference is even greater behind the arc, with UW shooting 36.0% in the second half and OT and 26.7% in the first half
- » However, versus Iowa, Washington shot 76.9 percent in the first half, UW's highest single half shooting percentage since at least 2012 and the third-best in the Big Ten since the 2018-19 season

ON THE WASHINGTON BENCH



Danny Sprinkle
Head Coach

Andy Hill
Ass. Head Coach

DeMarlo Slocum
Assistant Coach

Tommy Connor
Assistant Coach

Quincy Pondexter
Assistant Coach

Abdul Gaddy
Assistant Coach

UW RECORD WHEN

Category	Overall	BIG
Overall	12-11	4-8
Home	8-4	2-4
Away	3-6	2-4
Neutral	1-1	0-0
Leading or tied at halftime	8-2	2-1
Trailing at halftime	4-9	2-7
Shoot 50 pct. or higher	4-2	1-2
Shoot lower than 50 pct.	8-9	3-6
Shoot higher pct. than Opponent	11-1	4-1
Shoot lower pct. than Opponent	1-10	0-7
Opponent shoot lower than 50 pct.	11-5	4-3
Opponent shoot 50 pct. or higher	1-6	0-5
Score fewer than 60 points	0-0	0-0
Score 60-plus points	12-11	4-8
Score 70-plus points	12-5	4-5
Score 80-plus points	9-2	2-2
Score 90-plus points	3-0	0-0
Score 100-plus points	1-0	0-0
Opponent score fewer than 50 pts.	0-0	0-0
Opponent score fewer than 60 pts.	3-0	1-0
Opponent score fewer than 70 pts.	8-0	2-0
Opponent score fewer than 80 pts.	10-4	4-2
Opponent score 80-plus pts.	1-7	0-6
Opponent score 90-plus pts.	1-3	0-1
More rebounds than opponent	10-5	3-3
Equal/Fewer rebounds than opponent	2-6	1-5
Fewer turnovers than opponent	8-2	2-2
Equal/More turnovers than opponent	4-9	2-6
Games dec. by 5 or fewer points	0-2	0-1
OT games	1-0	0-0
Games as a ranked opponent	0-0	0-0
Games vs. ranked opponents	1-5	1-5
Games following a win	5-7	0-4
Games following a loss	6-4	4-4
More points in paint than opponent	9-7	3-5
Equal/fewer points in paint than opp.	3-4	1-3
More points off TO than opponent	8-2	4-0
Equal/fewer points off TO than opp.	4-9	0-8
More bench points than opponent	8-3	2-2
Equal/fewer bench points than opp.	4-8	2-6
More 2nd-chance points than opp.	7-7	3-4
Equal/fewer 2nd-chance pts. than opp.	5-4	1-4
Playing in November	5-2	0-0
Playing in December	4-2	1-1
Playing in January	3-6	3-6
Playing in February	0-1	0-1
Playing in March	0-0	0-0
Playing in April	0-0	0-0
Wearing white uniform	8-2	2-1
Wearing purple uniform	1-4	0-3
Wearing black uniform	0-4	0-3
Wearing lavender uniform	3-0	2-0
Wearing specialty uniform	0-1	0-1

DAWG BITES

THE BLOCK IS HOT

- » Franck Kepnang is second in the Big Ten and ranks 15th nationally with 54 blocks, sitting second and 15th, respectively, at 2.35 BPG
- » Kepnang has blocked multiple shots 47 times in his career
- » Kepnang has blocked three or more shots nine times this season
- » Kepnang has failed to block at least one shot just 25 times in 107 career games, including just 9-of-55 games as a Husky

Kepnang Block Log

Date	Opponent	Blocks
11/18	Southern	6
11/27	Nevada	4
12/6	USC	5
12/29	Utah	6
1/31	Northwestern	6

MASH UNIT

- » Nine different UW players have combined to miss 77 games through injury
- » Washington has implemented 11 different starting lineups this season
- » Zoom Diallo, Franck Kepnang and Quimari Peterson are the only players to play in every game

Washington Absences Due to Injury

Player	Games Missed
Mady Traore	23
Jacob Ognacevic	16
Lathan Sommerville	8
Jasir Rencher	8
Wesley Yates III	6
Bryson Tucker	6
Desmond Claude	4
Hannes Steinbach	3
JJ Mandaquit	1

TRIPLE THREAT

- » After making six total three pointers during his freshman season, Zoom Diallo has made 17 threes through 22 games in 2025-26
- » Diallo shot 18.2% from behind the arc a year ago, improving to 32.7% this season
- » Diallo is also shooting 88.1% from the charity stripe, up from 71.9% a year ago, knocking down his last 22 free throws

BREAK OUT THE WINDEX

- » The Huskies have outrebounded 15 of their first 23 opponents this season
- » UW is 10-5 when owning the rebounding battle, 2-6 when tying or losing it
- » UW has grabbed at least five more boards than its opponent 13 times, owning the rebound battle by double digits eight times
- » UW ranks fourth in the Big Ten in rebounds per game and offensive RPG
- » Hannes Steinbach (11.5) and Franck Kepnang (6.7) rank first and 14th in the Big Ten in average rebounding, respectively

LETTING IT FLY

- » Quimari Peterson is seventh in the Big Ten with 139 total three point attempts
- » Peterson has knocked down at least three threes eight times
- » As a team, UW has attempted at least 20 threes in 16-of-23 games
- » The Huskies have launched 25 three pointers five times this season, a mark reached just twice during the entire 2024-25 season
- » UW has failed to shoot above 30 percent from three in nine of the last 15 games, but have exceeded 40 percent in three of the last four
- » Washington is 4-0 this season when making 10 or more threes

ROOKIE RECOGNITION

- » Hannes Steinbach pulled in his second Big Ten Freshman of the Week nod in Week 8 after posting three-straight 20+ point double doubles against San Diego, Utah and Indiana
- » Averaging 26.5 points, 13.0 rebounds and 3.0 assists against UCLA and USC, Steinbach also received the honor for Week 5
- » Steinbach is UW's first-ever player to earn a Big Ten weekly award and the first conference weekly award winner for UW since Sahvir Wheeler was named Pac-12 Player of the Week on Dec. 18, 2023
- » Steinbach was also named the CBS Sports/USBWA National Freshman of the Week, Andy Katz's Freshman of the Week and Dick Vitale's weekly Diaper Dandy for his efforts against the Bruins and Trojans

UW WEEK-BY-WEEK RANKINGS

	Pre	2	3	4	5	6	7	8	9	10	11	12	13	14	15	16	17	18	19	F
Associated Press	RV	NR	NR	NR	NR	NR	NR	NR	NR	NR	NR	NR	NR	--	--	--	--	--	--	--
USA Today Coaches Poll	RV	NR	NR	NR	NR	NR	NR	NR	NR	NR	NR	NR	NR	--	--	--	--	--	--	--
NCAA NET Rating	--	--	--	--	74	68	61	56	53	56	62	60	47	--	--	--	--	--	--	--

AROUND THE B1G

B1G BIG TEN STANDINGS (As of Feb. 5, 2025) B1G

Team	B1G	Pct.	Ovr.	Pct.	Strk
Illinois	11-1	.917	20-3	.870	W12
Michigan	11-1	.917	21-1	.955	W7
Nebraska	9-2	.818	20-2	.909	L2
Michigan State	9-3	.750	19-4	.826	L2
Purdue	8-3	.727	18-4	.818	W1
Wisconsin	8-3	.727	16-6	.727	W2
UCLA	8-4	.667	16-7	.696	W1
Iowa	7-4	.636	17-5	.773	W5
Ohio State	7-5	.583	15-7	.682	W1
Indiana	6-6	.500	15-8	.652	L1
USC	6-6	.500	17-6	.739	W2
Washington	4-8	.333	12-11	.522	L1
Minnesota	4-8	.333	11-12	.478	W1
Northwestern	2-10	.167	10-13	.435	L2
Rutgers	2-10	.167	9-14	.391	L6
Maryland	1-10	.091	8-14	.364	L4
Oregon	1-10	.091	8-14	.364	L8
Penn State	1-11	.083	10-13	.435	L1

PLAYER OF THE WEEK

Week 1	Tucker DeVries, F, Indiana
	Bruce Thornton, G, Ohio State
Week 2	Braden Smith, G, Purdue
Week 3	David Coit, G, Maryland
Week 4	Yexel Lendeborg, F, Michigan
Week 5	John Blackwell, G, Wisconsin
Week 6	Lamar Wilkerson, G, Indiana
	Pryce Sandfort, F, Nebraska
Week 7	Tariq Francis, G, Rutgers
	Sky Clark, G, UCLA
Week 8	Morez Johnson Jr., F, Michigan
	Braden Smith, G, Purdue
Week 9	Braden Smith, G, Purdue
	Nick Boyd, G, Wisconsin
Week 10	Diggy Coit, G, Maryland
	John Blackwell, G, Wisconsin
Week 11	Jeremy Fears Jr., G, Michigan State
	Keaton Wagler, G, Illinois
Week 12	Bennett Stirtz, G, Iowa
	Jeremy Fears Jr., G, Michigan State
Week 13	
Week 14	
Week 15	
Week 16	
Week 17	

FRESHMAN OF THE WEEK

Week 1	David Mirkovic, F, Illinois
Week 2	David Mirkovic, F, Illinois
Week 3	Braden Frager, F, Nebraska
Week 4	Kayden Mingo, G, Penn State
Week 5	Hannes Steinbach, F, Washington
Week 6	Keaton Wagler, G, Illinois
Week 7	Braden Frager, F, Nebraska
Week 8	Hannes Steinbach, F, Washington
	Keaton Wagler, G, Illinois
Week 9	Keaton Wagler, G, Illinois
Week 10	Braden Frager, F, Nebraska
Week 11	Keaton Wagler, G, Illinois
Week 12	
Week 13	
Week 14	
Week 15	
Week 16	
Week 17	

DAWG BITES

DON'T CALL IT A COMEBACK

- » Trailing No. 24 USC by 18 points at the break, Washington overcame its largest halftime deficit in recorded history, defeating the Trojans 84-76 in Los Angeles
- » The win snapped an 11-game losing streak to USC
- » UW shot 58.6% from the field in the second half, holding the Trojans to 25.0%
- » UW made 5-of-8 threes in the second half after making just 1-of-12 in the first
- » UW closed the game on a 27-9 run, making seven of its final eight field goal attempts
- » Hannes Steinbach led the way for UW with his fifth-straight double double, posting 24 points and 16 rebounds
- » Former Trojan Desmond Claude scored 18 of his 22 points in the second half
- » USC transfer Wesley Yates finished with 16 points
- » Franck Kepnang posted five blocks, one shy of his season and career high

OUR STATE

- » Washington picked up its third straight win over Washington State this season, defeating the Cougars 81-69 for a second consecutive win in Pullman
- » UW improved to 11-2 in its last 13 games against in-state teams during non-conference play
- » Wesley Yates III scored 26 points, the most by a Husky this season
- » Yates knocked down four three pointers, tying the season-high for UW, and pulled down a career-high seven rebounds
- » Making his first start of 2025-26, Zoom Diallo tied his career-high with 20 points
- » Hannes Steinbach secured his third straight double double, grabbing 13 rebounds and adding 14 points

NEW LOOK DAWGS

- » Washington returns just two players from the 2024-25 roster
- » Zoom Diallo appeared in all 31 games, including 22 starts and ranked second among all Huskies in points (11.2) and assists (3.1) per game during Big Ten play
- » Franck Kepnang missed a string of 17 games due to injury, starting the final eight contests of the season

WASHINGTON RETURNING PRODUCTION

Category	Total	Returning	Percentage Lost
Points	2,219	439 (19.8%)	1,780 (80.2%)
Field Goals	788	174 (22.1%)	614 (77.9%)
3-Point FG	218	6 (2.8%)	212 (97.2%)
Free Throws	425	85 (20.0%)	340 (80.0%)
Rebounds	1,011	167 (16.5%)	844 (83.5%)
Assists	399	118 (29.6%)	281 (70.4%)
Steals	200	18 (9.0%)	182 (91.0%)
Blocks	120	33 (27.5%)	87 (72.5%)

BAND'S BACK TOGETHER

- » 2025-26 sees the return of a pair of former Huskies in cousins Wesley Yates III and Quincy Pondexter
- » A top-40 recruit out of high school, Yates signed with UW ahead of the 2023-24 season, sitting out the campaign due to injury
- » Yates, who played last season at USC, was one of the Big Ten's top scorers during conference play with averages of 17.0 points, 3.1 rebounds and 2.1 assists
- » Pondexter, a three-year assistant at UW, spent the 2024-25 season as an assistant coach for Yates and the Trojans, returning to his alma mater this summer
- » An eight-year NBA veteran, Pondexter was an All-Pac-10 and Honorable Mention All-American for the Dawgs, ranking fifth all-time in scoring
- » Pondexter led Washington to the 2009 Pac-10 Regular Season Championship and the 2010 Pac-10 Tournament Title, the latter of which he captured with fellow UW staffer Abdul Gaddy

PORTAL HOPPING

- » UW revamped its roster with one of the most heralded transfer classes in the nation, ranking as the No. 3 class by On3.com
- » Three of UW's transfers are ranked in the top-100 in the class, including two inside the top-30 in Wesley Yates III (24th, 247Sports) and Desmond Claude (29th, On3.com)
- » Claude and Yates were the two leading scorers at Big Ten foe USC a season ago
- » Quimari Peterson was ranked at No. 73 in the class by 247Sports
- » Washington's transfer class was ranked No. 8 in the nation by HoopsHQ, while ESPN rated UW as the No. 5 team that added the most talent in the transfer portal

NEW KIDS ON THE BLOCK

- » The Dawgs also bolstered its squad with a nationally heralded freshman recruiting class
- » UW's class was ranked as the 15th-best in the nation by 247Sports, the top class in the Big Ten
- » UW's class was also ranked No. 21 by On3 and No. 25 by ESPN
- » Per 247Sports, Washington added four four-star true freshmen
- » Hannes Steinbach was rated as UW's top-signee with a rating of 97, but was not included in 247Sports' national player rankings
- » JJ Mandaquit was ranked as the No. 74 player in the class, the No. 10 PG
- » Jasir Rencher was ranked as the No. 90 player in the class, the No. 24 SF
- » Courtland Muldrew was ranked as the No. 103 player in the class, the No. 18 SG
- » Mady Traore was rated as a three-star, the No. 5 ranked JUCO prospect

RANKINGS ROUNDUP

ASSOCIATED PRESS TOP-25 (Through games Feb. 2, 2026)

Rk	Team	Record	Points
1.	Arizona (59)	22-0	1475
2.	Michigan	20-1	1388
3.	UConn	21-1	1367
4.	Duke	20-1	1314
5.	Illinois	19-3	1172
6.	Gonzaga	22-1	1167
7.	Iowa State	20-2	1130
8.	Houston	19-2	1067
9.	Nebraska	20-2	1036
10.	Michigan State	19-3	950
11.	Kansas	16-5	847
12.	Purdue	18-4	697
13.	Texas Tech	16-5	638
14.	North Carolina	17-4	633
15.	Vanderbilt	19-3	627
16.	BYU	17-4	622
17.	Florida	16-6	618
18.	Virginia	18-3	578
19.	Saint Louis	21-1	353
20.	Clemson	18-4	284
21.	Arkansas	16-6	276
22.	St. John's	16-5	199
23.	Miami (OH)	22-0	170
24.	Louisville	15-6	148
25.	Tennessee	15-6	134

Others receiving votes: Texas A&M 83, Alabama 48, Iowa 39, UCF 39, Kentucky 28, Villanova 15, NC State 9, Auburn 8, Utah St. 6, Miami 4, Georgia 3, Santa Clara 1, George Mason 1, Wisconsin 1.

USA TODAY COACHES POLL (Through games Feb. 2, 2026)

Rk	Team	Record	Points
1.	Arizona (31)	22-0	775
2.	Michigan	20-1	728
3.	UConn	21-1	715
4.	Duke	20-1	692
5.	Gonzaga	22-1	625
6.	Illinois	19-3	599
7.	Iowa State	20-2	588
8.	Houston	19-2	586
9.	Nebraska	20-2	502
10.	Michigan State	19-3	486
11.	Kansas	16-5	448
12.	Purdue	18-4	387
13.	Texas Tech	16-5	365
14.	BYU	17-4	315
15.	Vanderbilt	19-3	311
16.	Florida	16-6	306
17.	Virginia	18-3	303
18.	North Carolina	17-4	280
19.	Clemson	18-4	217
20.	Saint Louis	21-1	197
21.	Arkansas	16-6	154
22.	St. John's	16-5	132
23.	Louisville	14-5	186
24.	Miami (OH)	22-0	25
25.	Texas A&M	17-4	61

Others receiving votes: Iowa 52, Tennessee 50, UCF 15, Alabama 15, Villanova 13, Kentucky 9, North Carolina State 4, Utah State 2, Georgia 2, Saint Mary's 1.

DAWG BITES

CREAM OF THE CROP

- » Washington is one of three teams in the nation featuring multiple players that were named their conference's player of the year, joining Big Ten rival Iowa and Kansas State
- » Quimari Peterson reeled in Southern Conference Player of the Year Laurels, leading the conference in points, points per game, field goals, steals, steals per game and three-point field goal percentage
- » The 6-1 guard was named a Finalist for the 2025 Lou Henson Award
- » Peterson reached double-figure scoring in 31-of-32 games, including 15 20+ point outings
- » Jacob Ognacevic was tabbed the ASUN Player of the Year after leading the league and ranking 19th in the nation in scoring at 20.0 points per game
- » Ognacevic was efficient too, shooting 57.5 percent from the field, the 25th best average in the country
- » The Wisconsin native also pulled down 8.0 rebounds per game, 4th in the ASUN
- » Ognacevic will be sidelined indefinitely with a foot injury sustained during the preseason

DEUTSCH CONNECTION

- » Hannes Steinbach is the latest in a German pipeline to Montlake
- » Christian Welp, a native of Delmenhorst, West Germany, is UW's all-time leading scorer with 2,073 points
- » Welp was a three-time All-Pac-10 selection ('85, '86, '87)
- » Welp was named the 1984 Pac-10 Freshman of the Year and 1986 Pac-10 Player of the Year
- » Welp was drafted No. 16 overall by the Philadelphia 76ers in the 1987 NBA Draft
- » Welp played three seasons between the 76ers, San Antonio Spurs and Golden State Warriors before seeing his NBA career cut short due to injury
- » A teammate of Welp's for two seasons, Detlef Schrempf moved to Centralia, Washington, from Leverkusen, West Germany, for one season before joining the Huskies
- » Schrempf ranks 18th all-time in scoring at Washington with 1,449 points
- » Schrempf was a two-time First Team All-Pac-10 honoree ('84, '85)
- » Schrempf was named a Third Team All-American by the NABC in 1985
- » Schrempf was drafted No. 8 overall in the 1985 NBA Draft by the Dallas Mavericks
- » Schrempf enjoyed a 17-year NBA career with the Mavericks, Indiana Pacers, Seattle Supersonics and Portland Trailblazers
- » Schrempf earned three NBA All-Star selections ('93, '95, '97), was tabbed Third Team All-NBA in 1995 and won back-to-back Sixth Man of the Year Awards in 1991 and 1992
- » Welp and Schrempf won back-to-back Pac-10 Championships with the Huskies in 1984 and 1985
- » Schrempf was inducted into the Husky Hall of Fame in 1995, while Welp followed in 2001
- » Washington recently announced that Welp and Schrempf's jersey numbers will be retired on Jan. 11 and Feb. 28, respectively

MONTLAKE MAGIC

- » Washington is 8-4 at home this season, outscoring opponents by an average of 10.2 points
- » Over the last 20 seasons, Washington is 248-99 (.715) at Alaska Airlines Arena
- » The Huskies have posted a winning record at home in 17 of those 20 seasons, registering double-digit home wins 16 times
- » UW has posted at least a .600 home record in 13 of the past 20 seasons
- » Washington has won at least 80% of its home games eight times over the last 20 seasons, including 90% or more three times

SPRINKLE ON TOP

- » Danny Sprinkle has led his team to 25 or more wins in three of the last four seasons, guiding three-consecutive teams to NCAA Tournament appearances between Utah State and Montana State
- » Sprinkle has twice been named his conferences coach of the year, earning the 2023-24 honor from the Mountain West and 2021-22 award from the Big Sky
- » Sprinkle led Utah State to its first NCAA Tournament win since 2001
- » Montana State's ninth-leading scorer all-time, Sprinkle led his alma mater to its first NCAA Tournament bid since 1996 (2022 & 2023)
- » An MSU Hall of Fame inductee in 2021, Sprinkle led the Bobcats to consecutive 25+ win seasons for the first time since 1927-29

UW STAT RANKINGS

NCAA Team Top-150 (2/4/26)

	VALUE	BIG	NCAA
Assist/Turnover Ratio	1.31	14	121
Blocks Per Game	4.4	4	53
Fouls Per Game	17.3	11	149
Free Throw Percentage	77.6	5	19
Rebound Margin	5.2	5	53
D. Rebounds Per Game	25.70	7	111
O. Rebounds Per Game	12.26	4	78
Rebounds Per Game	37.96	4	76
Scoring Margin	4.8	12	138
Scoring Offense	78.1	12	139
3FG Percentage Defense	32.2	10	107
TO Per Game	10.7	12	79

NCAA Individual Top-150 (2/4/26)

Zoom Diallo

Assists	100	9	120
Assists Per Game	4.3	10	121
Field Goal Percentage	49.8	11	141
Free Throw Percentage	88.1	4	47

Franck Kepnang

Blocks	54	2	15
Blocks Per Game	2.35	2	15
O. Rebounds Per Game	2.74	6	92

JJ Mandaquit

Assist/TO Ratio	2.59	10	74
-----------------	------	----	----

Hannes Steinbach

Double Doubles	15	1	2
Field Goal Percentage	53.7	6	75
Minutes Per Game	33:20	6	125
Points Per Game	17.8	11	101
Rebounds	229	1	10
D. Rebounds Per Game	7.15	1	7
O. Rebounds Per Game	4.30	1	4
Rebounds Per Game	11.5	1	3

DAWG BITES

TAKING THE WORLD STAGE

- » A pair of freshman Huskies battled it out on the world stage this summer at the 2025 FIBA U19 World Cup as JJ Mandaquit and Hannes Steinbach battled it out in the Gold Medal game
- » Mandaquit and Team USA captured the Gold, with the Hawaii native averaging 5.4 assists per game, 12.8 per 40 minutes
- » In the Gold Medal game, Mandaquit led Team USA with six assists, adding seven points on 3-of-4 shooting
- » The McDonald's All-America nominee shot 44.4 percent from the field, including 6-of-10 from behind the arc, knocking down all 13 free throw attempts
- » Steinbach was one of the standouts of the tournament, leading Germany to Silver and earning All-Star Five honors
- » The Würzburg native scored 17.4 points per game, the eight highest average of the tournament
- » Steinbach pulled down 13.0 rebounds per game, second most at the World Cup
- » Steinbach finished with four double doubles over seven games, including 19 points and 19 rebounds in the opener against Slovenia
- » Against Serbia in the Round of 16, Steinbach dropped in seven field goals and nine free throws for 23 points, while reeling in 19 boards

GAME-BY-GAME STARTING FIVE

Opponent	1	2	3	4	5
UAPB	Steinbach	Tucker	Yates III	Kepnang	Mandaquit
Denver	Steinbach	Tucker	Yates III	Kepnang	Mandaquit
Baylor	Steinbach	Tucker	Yates III	Mandaquit	Sommerville
Washington State	Diallo	Steinbach	Yates III	Kepnang	Mandaquit
Southern	Peterson	Diallo	Yates III	Kepnang	Mandaquit
Nevada	Peterson	Claude	Diallo	Yates III	Kepnang
Colorado	Peterson	Claude	Diallo	Yates III	Kepnang
UCLA	Peterson	Diallo	Steinbach	Yates III	Kepnang
USC	Claude	Diallo	Steinbach	Yates III	Kepnang
Southern Utah	Claude	Diallo	Steinbach	Yates III	Kepnang
Seattle U	Claude	Diallo	Steinbach	Yates III	Kepnang
San Diego	Peterson	Claude	Diallo	Steinbach	Kepnang
Utah	Peterson	Claude	Diallo	Steinbach	Kepnang
Indiana	Peterson	Claude	Diallo	Steinbach	Kepnang
Purdue	Peterson	Claude	Diallo	Steinbach	Kepnang
Ohio State	Peterson	Diallo	Steinbach	Tucker	Kepnang
Michigan	Peterson	Diallo	Steinbach	Tucker	Kepnang
Michigan State	Peterson	Diallo	Steinbach	Tucker	Kepnang
Nebraska	Peterson	Diallo	Steinbach	Tucker	Ognacevic
Oregon	Peterson	Steinbach	Tucker	Yates	Kepnang
Illinois	Diallo	Steinbach	Tucker	Yates	Kepnang
Northwestern	Diallo	Steinbach	Tucker	Yates	Kepnang
Iowa	Diallo	Steinbach	Tucker	Yates	Kepnang
UCLA	--	--	--	--	--
Penn State	--	--	--	--	--
Minnesota	--	--	--	--	--
Maryland	--	--	--	--	--
Rutgers	--	--	--	--	--
USC	--	--	--	--	--
Oregon	--	--	--	--	--

RECORD VERSUS...

UW VS. 2025-26 OPPONENTS

UAPB	1-0
Denver	1-0
Baylor	3-3
Washington State	190-111
Southern	1-0
Nevada	7-8
Colorado	21-18
UCLA	44-111
USC	76-85
Southern Utah	2-0
Seattle U	35-6
San Diego	4-1
Utah	17-20
Indiana	1-5
Purdue	1-7
Ohio State	9-5
Michigan	3-5
Michigan State	2-6
Nebraska	6-4
Oregon	193-125
Illinois	4-4
Northwestern	8-2
Iowa	3-4
Penn State	1-0
Minnesota	10-8
Maryland	1-0
Rutgers	0-1

SPRINKLE VS. 2025-26 OPPONENTS

UAPB	1-0
Denver	1-0
Baylor	0-1
Washington State	2-1
Southern	1-0
Nevada	1-2
Colorado	0-2
UCLA	0-3
USC	1-2
Southern Utah	7-1
Seattle U	0-2
San Diego	2-0
Utah	1-0
Indiana	0-2
Purdue	0-3
Ohio State	1-1
Michigan	0-2
Michigan State	0-2
Nebraska	0-1
Oregon	1-3
Illinois	0-2
Northwestern	2-0
Iowa	0-2
Penn State	1-0
Minnesota	1-0
Maryland	1-0
Rutgers	0-1

LAST TIME WASHINGTON...

had a 30-point scorer 31, DJ Davis, vs. Illinois	1/5/25
had a 40-point scorer 47, Andrew Andrews, at Washington State	3/2/16
had two 20-point scorers Z. Diallo (22), H. Steinbach (22), W. Yates (21), at Northwestern	1/31/26
had three 20-point scorers Z. Diallo (22), H. Steinbach (22), W. Yates (21), at Northwestern	1/31/25
had four 20-points scorers I. Thomas (24), J. Brockman (21), J. Dentmon (21), Q. Pondexter (20), vs. Oregon	2/14/09
had five double-figure scorers H. Steinbach (20), Z. Diallo (16), W. Yates (15), Q. Peterson (11), B. Tucker (10), vs. Iowa	2/4/26
had two players with 10+ rebounds F. Kepnang (14), H. Steinbach (13), vs. Oregon	1/25/26
had a player record a double-double (pts./reb.) Hannes Steinbach (20 pts./12 reb.), vs. Iowa	2/4/26
had a player record a double-double (pts./ast.) Zoom Diallo (16 pts./12 ast.), vs. Iowa	2/4/26
had a player record a triple double Has never happened	
had a player with 20+ rebounds 22, Noah Dickerson, vs. Eastern Washington	11/12/17
had a player with 10+ assists 12, Zoom Diallo vs. Iowa	1/29/26
had a player with 5+ steals 7, Great Osobor, vs. Seattle Pacific	11/13/24
had a player with 5+ blocks 6, Franck Kepnang, at Northwestern	1/31/25
had a player with 5+ three pointers 5, Wesley Yates, at Northwestern	1/31/26
scored 100+ points 105, vs. Southern Utah	12/13/25
scored under 50 points 49, at UCLA	1/1/23
scored under 40 points 39, at Cal	1/15/79
shot .600 or better from the field .607 (34-56), vs. Eastern Washington	12/10/24
shot under .300 from the field .267 (20-75), vs. Northern Illinois	11/9/21
shot .600 or better from three-point range .625 (15-24), at UCLA	2/29/24
made 45 field goals 48, vs. Chico State	12/1/92
made 35 free throws 35, vs. Montana	11/22/19
made 10+ three pointers 10, vs. Oregon	1/25/26
had 50+ rebounds 53, vs. UAPB	11/3/25
had 25+ assists 25, at Seattle U	12/17/23
had 15+ steals 18, at Arizona	1/3/22
had 10+ blocks 11, vs. Cal Poly	12/13/22
committed 30+ turnovers 34, vs. USC	3/8/97
shot over .900 from free throw line (Min. 10 att.) .938 (15-16), at Cal	1/18/24
shot under .500 from free throw line .429 (10-21), vs. Nevada, 11/12/23	11/12/23
won a game by 20+ points 30, vs. San Diego (86-56)	12/22/25
won a game by 30+ points 30, vs. San Diego (86-56)	12/22/25
won a game by 40+ points 44, vs. UAPB (94-50)	11/3/25
won a game by 50+ points 51, vs. Bethune-Cookman (106-55)	12/19/17
defeated a ranked opponent (AP or USA Today Poll) at No. 24 USC (84-76)	12/6/25
defeated a top-10 ranked opponent (AP or USA Today Poll) vs. No. 7 Gonzaga (78-73)	12/9/23
played a No. 1 ranked opponent (AP or USA Today Poll) at No. 1 Gonzaga (79-81)	12/5/18
played a defending national champion vs. Kansas in Kansas City, Mo. (73-54)	11/24/08

LAST TIME AN OPPONENT...

had a 30-point scorer 36, Nate Bittle, vs. Oregon	3/9/25
had a 40-point scorer 43, Klay Thompson, vs. Washington State (Los Angeles, Calif.)	3/10/11
had two 20-point scorers B. Thornton (28), A. Bynum (20), vs. Ohio State	1/11/26
had three 20-point scorers B. Mathurin (27), C. Koloko (22), K. Kriisa (21), at Arizona	1/3/22
had four 20-points scorers L. Ball (22), B. Alford (21), A. Howard (20), T. Leaf (20), at UCLA	2/4/17
had five double-figure scorers B. Dak (15), I. Johnson (13), A. Michaeli (12), F. Kossaras (11), S. Rancik (11), vs. Colorado	11/28/25
had two players with 10+ rebounds N. Bittle (12), K. Evans Jr. (11), vs. Oregon	3/9/25
had a player record a double-double (pts./reb.) Morez Johnson Jr. (16 pts./16 reb.), vs. Michigan	1/14/26
had a player record a double-double (pts./ast.) Desmond Claude (25 pts./11 ast.), at USC	3/5/25
had a player record a triple double Ziaire Williams (12 pts./12 reb./10 ast.), at Stanford	1/7/21
had a player with 20+ rebounds 20, Kimani Lawrence, at Arizona State	2/25/21
had a player with 10+ assists 11, Desmond Claude, at USC	3/5/25
had a player with 5+ steals 5, Anton Watson, vs. Gonzaga	12/9/23
had a player with 5+ blocks 5, Johnny O'Neil, vs. Santa Clara	11/29/24
had a player with 5+ three pointers 6, Skyy Clark, vs. UCLA	12/3/25
scored 100+ points 100, vs. San Diego State (Las Vegas, Nev.)	11/29/23
scored under 50 points 47, vs. Oregon State	2/18/23
scored under 40 points 38, vs. Grambling State	12/17/14
shot .600 or better from the field .640 (32-50), vs. USC	12/7/24
shot under .300 from the field .254 (17-67), vs. UAPB	11/3/25
shot .600 or better from three-point range .611 (11-18), at Ohio State	2/12/25
made 45 field goals 46, at Arizona	2/5/98
made 35 free throws 38, at UCLA	1/1/16
made 10+ three pointers 11, at Illinois	1/29/26
had 50+ rebounds 51, at Arizona	2/24/24
had 25+ assists 25, at Stanford	2/26/23
had 15+ steals 17, vs. USC	1/8/04
had 10+ blocks 10, vs. USC	12/30/22
committed 30+ turnovers 36, vs. Morgan State	11/13/05
shot over .900 from free throw line (Min. 10 att.) .938 (15-16), at USC	3/5/25
shot under .500 from free throw line .471 (8-17), at Washington State	3/7/24
won a game by 20+ points 31, at USC (92-61)	3/5/25
won a game by 30+ points 31, at USC (92-61)	3/5/25
won a game by 40+ points 41, at UCLA (66-107)	2/4/17
won a game by 50+ points 55, at Arizona (61-116)	12/20/88

DANNY SPRINKLE

HEAD COACH » SECOND SEASON » PULLMAN, WASH. » MONTANA STATE '00

BIOGRAPHICAL INFORMATION



Danny Sprinkle was hired as head coach of the Washington men's basketball team on March 25, 2024, entering his second season at UW in 2025-26. Sprinkle is 133-79 (.627) in six years as a head coach and has 25 years of collegiate coaching experience.

The Huskies finished 13-18 in Sprinkle's maiden season on Montlake, UW's first campaign in the loaded Big Ten. En route to an All-Big Ten Honorable Mention selection, senior big man Great Osobor, who followed Sprinkle from both Utah State and Montana State, finished as the only player in the conference to lead his team in points (14.8), assists (3.4) and rebounds (8.0). Sprinkle secured his first marquee win at UW in early January, defeating eventual Big Ten No. 2 seed Maryland 75-69 at Alaska Airlines Arena.

Sprinkle has also injected energy into the recruiting trail at Washington, bringing in a top-5 ranked transfer class and a top-20 freshman class, featuring three four star signees and one of the world's elite international prospects.

Sprinkle made the move to Seattle after guiding #20 Utah State to a Mountain West regular-season title and NCAA Tournament at-large appearance in his first season with the Aggies. He was named Steve Fisher Mountain West Coach of the Year in addition to being selected as a finalist for the 2023-24 Jim Phelan National Coach of the Year award and a semifinalist for the 2024 Werner Ladder Naismith Men's Coach of the Year.

Taking over a Utah State program that returned just nine minutes and zero points from the previous season, Sprinkle guided the Aggies to their first NCAA Tournament win since 2001, snapping a ten-game tournament losing streak. He took a team that was predicted to finish ninth in the Mountain West and proceeded to win the program's first ever outright Mountain West regular season title.

In his one season in Logan, Sprinkle led the Aggies to an impressive 28-7 record, including 14-4 in conference play, winning the regular season championship. Utah State received an at-large selection to the NCAA Tournament and won its first tournament game since 2001, defeating TCU on Friday. Four Aggies combined to take in seven all-conference honors under Sprinkle's tutelage, headlined by Mountain West Player and Newcomer of the Year, Great Osobor, and Sixth Man of the Year, Josh Uduje.

Before taking over at Utah State, Sprinkle spent four years as the head coach at Montana State, leading the Bobcats to an 81-43 (.653) record, including 49-23 (.681) in the Big Sky Conference. He led MSU to back-to-back NCAA Tournament appearances in 2022 and 2023. The Bobcats were the regular season Big Sky Champions in 2022 and won the Big Sky Tournament in both the 2022 and 2023 campaigns. Before Sprinkle took over, the Bobcats had not appeared in the NCAA Tournament since 1996. MSU appeared in three-straight conference championship games for the first time in school history and had consecutive 25-win seasons for the first time since 1927-29.

Sprinkle led Montana State to a 25-10 overall record and its second-straight NCAA Tournament appearance in 2022-23. Three Bobcats earned all-conference honors, while two players garnered individual accolades (Defensive Player of the Year and Top Reserve). Two Montana State players earned all-tournament honors, including Big Sky Tournament MVP RaeQuan Battle.

In 2021-22, Montana State wrapped up a 27-8 overall record and advanced to its first NCAA Tournament in 26 years after winning both the Big Sky regular season and tournament championships. The 27 victories were the most for the program since 1929. Sprinkle was honored for his 2021-22 squad's achievements by being named the Big Sky Conference Coach of the Year. He also was named a Hugh Durham Award finalist,

presented annually to the top Division I mid-major coach in college basketball. The Bobcats had three players selected to all-Big Sky Conference teams, which were the most for the team since 2006.

Sprinkle became the first Montana State head coach to lead the program to the Big Sky Championship game during his first two seasons at the helm. He was named a finalist for the 2020 Joe B. Hall Award, which is given annually to the nation’s top first-year coach in Division I college basketball.

A Helena (Montana) High School graduate, Sprinkle’s coaching career began as a graduate assistant at Cal State Northridge in 2000-01. He spent five more seasons with the Matadors before spending two years in Bozeman as an assistant coach at Montana State. Sprinkle returned to CSUN for five more seasons as an assistant coach and then spent six seasons as an assistant at Cal State Fullerton.

Sprinkle added duties as recruiting coordinator at each of his coaching stops. He helped lead Cal State Fullerton to the NCAA Tournament in 2018 for just the third time in program history. He was also part of CSUN’s 2001 and 2009 NCAA Tournament teams, with the Matadors winning the Big Sky regular season crown in 2001 and the Big West title in 2009.

Sprinkle played his college basketball at Montana State and earned Big Sky Freshman of the Year honors in 1996. That same season he landed Big Sky All-Tournament honors for his 30-point performance in the championship game. He was all-league three consecutive seasons, including his first-team selection in 1997. He held the MSU career and season three-point records upon graduation and remains the ninth-leading scorer in school history with 1,497 points. Sprinkle was a member of the 1996 team inducted into the Montana State Athletics Hall of Fame in 2006 and was formally inducted for his individual efforts in 2021.

He is the son of former UW football defensive back, Bill Sprinkle, who played for the Huskies from 1965-68.

Born in Pullman, Washington, Sprinkle enjoyed an outstanding career at Helena HS, which included earning all-state honors twice in basketball, while also competing in football and track. He graduated from Montana State in 2000 with a bachelor’s degree in health and human development.



SPRINKLE FILE

YEAR-BY-YEAR RECORD

Year	School	W-L	Conf.	NCAA
2019-20	Montana State	16-15	10-10	--
2020-21	Montana State	13-10	8-6	--
2021-22	Montana State	27-8	16-4	1st Round
2022-23	Montana State	25-10	15-3	1st Round
2023-24	Utah State	28-7	14-4	1st Round
2024-25	Washington	13-18	4-16	--
2025-26	Washington	12-11	4-8	--

PATH TO WASHINGTON



2000-06

Cal State Northridge
Assistant Coach



2006-08

Montana State
Assistant Coach



2008-13

Cal State Northridge
Assistant Coach



2013-19

Cal State Fullerton
Assistant Coach



2019-23

Montana State
Head Coach



2023-24

Utah State
Head Coach



2024-Pres.

Washington
Head Coach

OQUIMARI PETERSON

SR » G » 6-1 » GARY, IND. » WEST SIDE HS » INDIANA STATE » JOHN A. LOGAN COLLEGE » ETSU



GAME HIGHS

Minutes

Season 50, vs. Southern (11/18/25)
Career 50, vs. Southern (11/18/25)

Points

Season 18, vs. Colorado (11/28/25)
Career 31, at Chattanooga (2/15/25)

Field Goals Made

Season 6, vs. Colorado (11/28/25)
Career 12, at Elon (11/9/23)

Field Goals Attempted

Season 16, vs. Southern (11/18/25)
Career 24, vs. Chattanooga (3/10/24)

3-Point Field Goals Made

Season 5, at Purdue (1/7/26)
Career 7, vs. UNCG (2/19/25)

3-Point Field Goals Attempted

Season 12, 2x, MR vs. Michigan (1/14/26)
Career 14, vs. Chattanooga (3/10/24)

Free Throws Made

Season 5, vs. Southern (11/18/25)
Career 9, at Kansas City (12/21/24)

Free Throws Attempted

Season 5, vs. Southern (11/18/25)
Career 12, vs. Wofford (3/8/25)

Rebounds

Season .. 6, 2x, MR vs. Southern Utah (12/13/25)
Career 13, vs. UNCG (2/19/25)

Assists

Season .. 5, 2x, MR vs. Southern Utah (12/13/25)
Career 10, vs. VMI (3/8/24)

Blocks

Season 1, 3x, MR vs. Iowa (2/4/26)
Career 3, vs. Tennessee Tech (12/10/23)

Steals

Season 3, 5x, MR at Seattle U (12/19/25)
Career 6, vs. Samford (2/8/25)

MISC. STATS » 2025-26

Games with 10+ points	13
Games with 20+ points.....	0
Games with 10+ rebounds.....	0
Games with 3+ assists.....	9
Games with 5+ assists.....	1
Games with 2+ steals.....	9
Games with 2+ blocks.....	0
Double-Doubles.....	0
Games led UW in points.....	2
Games led UW in rebounds	0
Games led UW in assists	1
Games led UW in steals	7
Games led UW in blocks	0

MISC. STATS » CAREER

Games with 10+ points	68
Games with 20+ points.....	23
Games with 10+ rebounds.....	2
Games with 3+ assists.....	56
Games with 5+ assists.....	19
Games with 2+ steals.....	50
Games with 2+ blocks.....	2
Double-Doubles.....	3
Games led UW in points.....	2
Games led UW in rebounds	0
Games led UW in assists	1
Games led UW in steals	7
Games led UW in blocks	0

GAME-BY-GAME STATISTICS

Date	Opponent	GS	Min.	FG	A	Pct.	3FG	A	Pct.	FT	A	Pct.	OR	DR	TR	PF	A	TO	B	S	Pts.
11/3	UAPB		19	4	8	.500	4	8	.500	1	2	.500	1	4	5	1	1	0	0	2	13
11/6	Denver		26	4	8	.500	3	7	.429	0	0	.000	1	2	3	1	3	0	0	3	11
11/9	Baylor		28	4	13	.308	1	9	.111	2	2	1.000	0	2	2	0	2	0	0	3	11
11/14	Washington State		30	3	8	.375	3	7	.429	1	2	.500	0	3	3	1	0	3	0	0	10
11/18	Southern	*	50	4	16	.250	2	8	.250	5	5	1.000	2	2	4	2	2	2	1	3	15
11/27	Nevada	*	28	5	8	.625	3	4	.750	0	0	.000	1	5	6	4	1	0	0	0	13
11/28	Colorado	*	38	6	13	.462	4	10	.400	2	2	1.000	1	1	2	1	3	0	0	2	18
12/3	UCLA	*	36	5	9	.556	2	5	.400	0	0	.000	0	1	1	3	2	2	0	3	12
12/6	USC		28	1	5	.200	0	3	.000	0	0	.000	1	4	5	3	4	0	0	0	2
12/13	Southern Utah		21	3	4	.750	2	3	.667	0	0	.000	0	6	6	1	5	0	0	2	8
12/19	Seattle U		32	1	8	.125	0	6	.000	0	0	.000	1	1	2	3	3	1	0	3	2
12/22	San Diego	*	25	1	4	.250	1	4	.250	0	0	.000	0	1	1	3	1	4	0	1	3
12/29	Utah	*	36	2	4	.500	1	3	.333	0	0	.000	1	1	2	2	0	0	1	1	5
1/4	Indiana	*	26	4	10	.400	3	8	.375	2	2	1.000	0	1	1	1	0	0	0	0	13
1/7	Purdue	*	35	5	14	.357	5	12	.417	0	0	.000	0	0	0	0	3	2	0	1	15
1/11	Ohio State	*	35	2	5	.400	2	4	.500	2	2	1.000	0	2	2	2	3	1	0	1	8
1/14	Michigan	*	36	4	13	.308	4	12	.333	1	2	.500	1	1	2	2	1	0	1	0	13
1/17	Michigan State	*	34	1	5	.200	1	5	.200	0	0	.000	0	5	5	2	3	1	0	2	3
1/21	Nebraska	*	33	0	8	.000	0	6	.000	0	0	.000	1	3	4	0	2	1	0	1	0
1/25	Oregon		27	4	8	.500	2	6	.333	2	3	.667	0	1	1	1	3	1	0	0	12
1/29	Illinois		19	2	6	.333	1	5	.200	0	0	.000	1	0	1	1	0	0	0	0	5
1/31	Northwestern		19	0	3	.000	0	2	.000	0	0	.000	1	1	2	2	2	1	0	1	0
2/4	Iowa		27	5	6	.833	1	2	.500	0	0	.000	0	3	3	2	1	2	1	0	11
2/7	UCLA																				
2/11	Penn State																				
2/14	Minnesota																				
2/21	Maryland																				
2/24	Rutgers																				
2/28	Wisconsin																				
3/4	USC																				
3/7	Oregon																				

PETERSON'S CAREER STATISTICS

Year	GP	GS	Min.	Avg.	FG	FGA	Pct.	3FG	3FGA	Pct.	FT	FTA	Pct.	OR	DR	TR	Avg.	PF	A	TO	Blk.	Stl.	Pts.	Avg.
2021-22	4	0	35	8.8	3	11	.273	0	6	.000	0	0	.000	2	4	6	1.5	5	2	2	0	2	6	1.5
2023-24	35	35	1122	32.1	179	454	.394	38	133	.286	78	109	.716	59	98	157	4.5	78	131	82	11	59	474	13.5
2024-25	32	32	1104	34.5	225	482	.467	87	207	.420	88	120	.733	41	103	144	4.5	51	119	71	6	65	625	19.5
2025-26	23	12	686	29.8	70	186	.376	45	139	.324	18	22	.818	13	50	63	2.7	37	45	21	4	29	203	8.8
TOTAL	94	79	2942	31.3	476	1131	.421	170	484	.351	184	251	.733	115	255	370	3.9	171	297	176	21	155	1306	13.9

1 DESMOND CLAUDE

SR » G » 6-6 » NEW HAVEN, CONN. » PUTNAM SCIENCE ACADEMY » XAVIER » USC



GAME HIGHS

Minutes	
Season	35, vs. Southern (11/18/25)
Career	46, vs. Rutgers (3/12/25)
Points	
Season	22, at USC (12/6/25)
Career	36, at Georgetown (3/2/24)
Field Goals Made	
Season	9, at Seattle U (12/19/25)
Career	13, at Georgetown (3/2/24)
Field Goals Attempted	
Season	18, vs. Colorado (11/28/25)
Career	23, at Creighton (1/23/24)
3-Point Field Goals Made	
Season	2, vs. Colorado (11/28/25)
Career	5, at Georgia (3/19/24)
3-Point Field Goals Attempted	
Season	5, vs. Colorado (11/28/25)
Career	7, 2x, MR vs. Villanova (2/7/24)
Free Throws Made	
Season	7, vs. Southern (11/18/25)
Career	12, 2x, MR vs. Rutgers (3/12/25)
Free Throws Attempted	
Season	8, 2x, MR at Seattle U (12/19/25)
Career	15, vs. Rutgers (3/12/25)
Rebounds	
Season	6, vs. Southern (11/18/25)
Career	12, at St. John's (12/20/23)
Assists	
Season	4, 3x, MR at Seattle U (12/19/25)
Career	11, vs. Washington (3/5/25)
Blocks	
Season	1, vs. Southern Utah (12/13/25)
Career	2, vs. Winthrop (12/16/23)
Steals	
Season	1, 5x, MR at Purdue (1/7/26)
Career	4, 2x, MR vs. Bryant (11/24/23)

MISC. STATS » 2025-26		MISC. STATS » CAREER	
Games with 10+ points	8	Games with 10+ points	67
Games with 20+ points	4	Games with 20+ points	26
Games with 10+ rebounds	0	Games with 10+ rebounds	1
Games with 3+ assists	4	Games with 3+ assists	58
Games with 5+ assists	0	Games with 5+ assists	22
Games with 2+ steals	0	Games with 2+ steals	21
Games with 2+ blocks	0	Games with 2+ blocks	1
Double-Doubles	0	Double-Doubles	2
Games led UW in points	1	Games led UW in points	1
Games led UW in rebounds	0	Games led UW in rebounds	0
Games led UW in assists	2	Games led UW in assists	2
Games led UW in steals	0	Games led UW in steals	0
Games led UW in blocks	0	Games led UW in blocks	0

GAME-BY-GAME STATISTICS

Date	Opponent	GS	Min.	FG	A	Pct.	3FG	A	Pct.	FT	A	PCT.	OR	DR	TR	PF	A	TO	B	S	Pts.
11/3	UAPB		--	--	--	--	--	--	--	--	--	--	--	--	--	--	--	--	--	--	--
11/6	Denver		--	--	--	--	--	--	--	--	--	--	--	--	--	--	--	--	--	--	--
11/9	Baylor		--	--	--	--	--	--	--	--	--	--	--	--	--	--	--	--	--	--	--
11/14	Washington State		--	--	--	--	--	--	--	--	--	--	--	--	--	--	--	--	--	--	--
11/18	Southern		35	6	14	.429	1	1	1.000	7	8	.875	3	3	6	0	2	4	0	0	20
11/27	Nevada	*	30	1	9	.111	0	1	.000	0	0	.000	1	2	3	1	1	3	0	0	2
11/28	Colorado	*	32	6	18	.333	2	5	.400	0	0	.000	1	3	4	1	2	0	0	0	14
12/3	UCLA		20	2	6	.333	1	3	.333	0	0	.000	1	2	3	2	4	4	0	1	5
12/6	USC	*	34	8	16	.500	1	4	.250	5	5	1.000	0	2	2	2	4	1	0	1	22
12/13	Southern Utah	*	23	3	9	.333	0	2	.000	6	7	.857	1	1	2	1	1	0	1	0	12
12/19	Seattle U	*	34	9	14	.643	0	2	.000	6	8	.750	0	3	3	3	4	4	0	1	24
12/22	San Diego	*	26	4	7	.571	1	2	.500	4	4	1.000	0	3	3	0	1	2	0	1	13
12/29	Utah	*	33	8	14	.571	0	2	.000	5	7	.714	0	1	1	2	3	1	0	0	21
1/4	Indiana	*	32	5	15	.333	2	6	.333	6	6	1.000	0	1	1	4	0	0	0	0	18
1/7	Purdue	*	25	3	6	.500	1	1	1.000	2	2	1.000	0	1	1	1	1	1	0	1	9
1/11	Ohio State		--	--	--	--	--	--	--	--	--	--	--	--	--	--	--	--	--	--	--
1/14	Michigan		8	0	1	.000	0	1	.000	0	0	.000	0	0	0	1	0	1	0	0	0
1/17	Michigan State		--	--	--	--	--	--	--	--	--	--	--	--	--	--	--	--	--	--	--
1/21	Nebraska		--	--	--	--	--	--	--	--	--	--	--	--	--	--	--	--	--	--	--
1/25	Oregon		--	--	--	--	--	--	--	--	--	--	--	--	--	--	--	--	--	--	--
1/29	Illinois		--	--	--	--	--	--	--	--	--	--	--	--	--	--	--	--	--	--	--
1/31	Northwestern		--	--	--	--	--	--	--	--	--	--	--	--	--	--	--	--	--	--	--
2/4	Iowa		--	--	--	--	--	--	--	--	--	--	--	--	--	--	--	--	--	--	--
2/7	UCLA		--	--	--	--	--	--	--	--	--	--	--	--	--	--	--	--	--	--	--
2/11	Penn State		--	--	--	--	--	--	--	--	--	--	--	--	--	--	--	--	--	--	--
2/14	Minnesota		--	--	--	--	--	--	--	--	--	--	--	--	--	--	--	--	--	--	--
2/21	Maryland		--	--	--	--	--	--	--	--	--	--	--	--	--	--	--	--	--	--	--
2/24	Rutgers		--	--	--	--	--	--	--	--	--	--	--	--	--	--	--	--	--	--	--
2/28	Wisconsin		--	--	--	--	--	--	--	--	--	--	--	--	--	--	--	--	--	--	--
3/4	USC		--	--	--	--	--	--	--	--	--	--	--	--	--	--	--	--	--	--	--
3/7	Oregon		--	--	--	--	--	--	--	--	--	--	--	--	--	--	--	--	--	--	--

CLAUDE'S CAREER STATISTICS

Year	GP	GS	Min.	Avg.	FG	FGA	Pct.	3FG	3FGA	Pct.	FT	FTA	PCT.	OR	DR	TR	Avg.	PF	A	TO	Blk.	Stl.	Pts.	Avg.
2022-23	35	1	729	20.8	63	149	.423	12	41	.293	28	49	.571	12	75	87	2.5	71	63	51	5	29	166	4.7
2023-24	34	34	1148	33.8	204	479	.426	27	113	.239	131	165	.794	33	109	142	4.2	72	110	76	10	36	566	16.6
2024-25	33	32	1070	32.4	177	367	.482	23	75	.307	146	191	.764	16	101	117	3.5	73	140	115	6	21	523	15.8
2025-26	12	9	332	27.7	55	129	.426	9	30	.300	41	47	.872	7	22	29	2.4	18	23	21	1	5	160	13.3
TOTAL	114	76	3280	28.8	499	1124	.444	71	259	.274	346	452	.765	68	307	375	3.3	234	336	263	22	91	1415	12.4

3 BJ ROY

FR » G » 6-1 » SEATTLE, WASH. » GARFIELD HS



GAME HIGHS

Minutes

Season 2, vs. Southern Utah (12/13/25)
Career 2, vs. Southern Utah (12/13/25)

Points

Season
Career

Field Goals Made

Season
Career

Field Goals Attempted

Season 1, vs. Southern Utah (12/13/25)
Career 1, vs. Southern Utah (12/13/25)

3-Point Field Goals Made

Season
Career

3-Point Field Goals Attempted

Season 1, vs. Southern Utah (12/13/25)
Career 1, vs. Southern Utah (12/13/25)

Free Throws Made

Season
Career

Free Throws Attempted

Season
Career

Rebounds

Season
Career

Assists

Season
Career

Blocks

Season
Career

Steals

Season
Career

MISC. STATS » 2025-26

Games with 10+ points	0
Games with 20+ points.....	0
Games with 10+ rebounds.....	0
Games with 3+ assists.....	0
Games with 5+ assists.....	0
Games with 2+ steals.....	0
Games with 2+ blocks.....	0
Double-Doubles.....	0
Games led UW in points.....	0
Games led UW in rebounds	0
Games led UW in assists	0
Games led UW in steals	0
Games led UW in blocks	0

MISC. STATS » CAREER

Games with 10+ points	0
Games with 20+ points.....	0
Games with 10+ rebounds.....	0
Games with 3+ assists.....	0
Games with 5+ assists.....	0
Games with 2+ steals.....	0
Games with 2+ blocks.....	0
Double-Doubles.....	0
Games led UW in points.....	0
Games led UW in rebounds	0
Games led UW in assists	0
Games led UW in steals	0
Games led UW in blocks	0

GAME-BY-GAME STATISTICS

Date	Opponent	GS	Min.	FG	A	Pct.	3FG	A	Pct.	FT	A	PCT.	OR	DR	TR	PF	A	TO	B	S	Pts.
11/3	UAPB		--	--	--	--	--	--	--	--	--	--	--	--	--	--	--	--	--	--	--
11/6	Denver		--	--	--	--	--	--	--	--	--	--	--	--	--	--	--	--	--	--	--
11/9	Baylor		--	--	--	--	--	--	--	--	--	--	--	--	--	--	--	--	--	--	--
11/14	Washington State		--	--	--	--	--	--	--	--	--	--	--	--	--	--	--	--	--	--	--
11/18	Southern		--	--	--	--	--	--	--	--	--	--	--	--	--	--	--	--	--	--	--
11/27	Nevada		--	--	--	--	--	--	--	--	--	--	--	--	--	--	--	--	--	--	--
11/28	Colorado		--	--	--	--	--	--	--	--	--	--	--	--	--	--	--	--	--	--	--
12/3	UCLA		--	--	--	--	--	--	--	--	--	--	--	--	--	--	--	--	--	--	--
12/6	USC		--	--	--	--	--	--	--	--	--	--	--	--	--	--	--	--	--	--	--
12/13	Southern Utah	2	0	1	.000	0	1	.000	0	0	.000	0	0	0	0	0	0	0	0	0	0
12/19	Seattle U		--	--	--	--	--	--	--	--	--	--	--	--	--	--	--	--	--	--	--
12/22	San Diego	1	0	0	.000	0	0	.000	0	0	.000	0	0	0	0	0	0	0	0	0	0
12/29	Utah		--	--	--	--	--	--	--	--	--	--	--	--	--	--	--	--	--	--	--
1/4	Indiana		--	--	--	--	--	--	--	--	--	--	--	--	--	--	--	--	--	--	--
1/7	Purdue		--	--	--	--	--	--	--	--	--	--	--	--	--	--	--	--	--	--	--
1/11	Ohio State		--	--	--	--	--	--	--	--	--	--	--	--	--	--	--	--	--	--	--
1/14	Michigan		--	--	--	--	--	--	--	--	--	--	--	--	--	--	--	--	--	--	--
1/17	Michigan State		--	--	--	--	--	--	--	--	--	--	--	--	--	--	--	--	--	--	--
1/21	Nebraska		--	--	--	--	--	--	--	--	--	--	--	--	--	--	--	--	--	--	--
1/25	Oregon		--	--	--	--	--	--	--	--	--	--	--	--	--	--	--	--	--	--	--
1/29	Illinois		--	--	--	--	--	--	--	--	--	--	--	--	--	--	--	--	--	--	--
1/31	Northwestern		--	--	--	--	--	--	--	--	--	--	--	--	--	--	--	--	--	--	--
2/4	Iowa		--	--	--	--	--	--	--	--	--	--	--	--	--	--	--	--	--	--	--
2/7	UCLA		--	--	--	--	--	--	--	--	--	--	--	--	--	--	--	--	--	--	--
2/11	Penn State		--	--	--	--	--	--	--	--	--	--	--	--	--	--	--	--	--	--	--
2/14	Minnesota		--	--	--	--	--	--	--	--	--	--	--	--	--	--	--	--	--	--	--
2/21	Maryland		--	--	--	--	--	--	--	--	--	--	--	--	--	--	--	--	--	--	--
2/24	Rutgers		--	--	--	--	--	--	--	--	--	--	--	--	--	--	--	--	--	--	--
2/28	Wisconsin		--	--	--	--	--	--	--	--	--	--	--	--	--	--	--	--	--	--	--
3/4	USC		--	--	--	--	--	--	--	--	--	--	--	--	--	--	--	--	--	--	--
3/7	Oregon		--	--	--	--	--	--	--	--	--	--	--	--	--	--	--	--	--	--	--

ROY'S CAREER STATISTICS

Year	GP	GS	Min.	Avg.	FG	FGA	Pct.	3FG	3FGA	Pct.	FT	FTA	PCT.	OR	DR	TR	Avg.	PF	A	TO	Blk.	Stl.	Pts.	Avg.
2025-26	2	0	3	1.6	0	1	.000	0	1	.000	0	0	.000	0	0	0	0.0	0	0	0	0	0	0.0	
TOTAL	2	0	3	1.6	0	1	.000	0	1	.000	0	0	.000	0	0	0	0.0	0	0	0	0	0	0.0	

Games with 10+ points	0	Games with 10+ points	0
Games with 20+ points.	0	Games with 20+ points.	0
Games with 10+ rebounds.	0	Games with 10+ rebounds.	0
Games with 3+ assists.	0	Games with 3+ assists	0
Games with 5+ assists.	0	Games with 5+ assists	0
Games with 2+ steals.	0	Games with 2+ steals.	0
Games with 2+ blocks.	0	Games with 2+ blocks.	0
Double-Doubles.	0	Double-Doubles.	0
Games led UW in points.	0	Games led UW in points.	0
Games led UW in rebounds	0	Games led UW in rebounds	0
Games led UW in assists	0	Games led UW in assists	0
Games led UW in steals	0	Games led UW in steals	0
Games led UW in blocks	0	Games led UW in blocks	0

[illegible]

Year	GP	GS	Min.	Avg.	FG	FGA	Pct.	3FG	3FGA	Pct.	FT	FTA	PCT.	OR	DR	TR	Avg.	PF	A	TO	Blk.	Stl.	Pts.	Avg.
2025-26	8	0	66	8.3	6	12	.500	1	5	.200	11	13	.846	4	10	14	1.8	15	1	1	2	0	24	3.0
TOTAL	8	0	66	8.3	6	12	.500	1	5	.200	11	13	.846	4	10	14	1.8	15	1	1	2	0	24	3.0

5 ZOOM DIALLO

SO » G » 6-4 » TACOMA, WASH. » CURTIS HS



GAME HIGHS

Minutes

Season39, vs. Iowa (2/4/26)
Career42, vs. Oregon (3/9/25)

Points

Season24, vs. Utah (12/29/25)
Career24, vs. Utah (12/29/25)

Field Goals Made

Season9, vs. Utah (12/29/25)
Career9, 2x, MR vs. Utah (12/29/25)

Field Goals Attempted

Season19, at Northwestern (1/31/26)
Career ..19, 2x, MR at Northwestern (1/31/26)

3-Point Field Goals Made

Season2, vs. UCLA (12/3/25)
Career2, 2x, MR vs. UCLA (12/3/25)

3-Point Field Goals Attempted

Season5, vs. UCLA (12/3/25)
Career5, vs. UCLA (12/3/25)

Free Throws Made

Season8, vs. Nevada (11/27/25)
Career8, vs. Nevada (11/27/25)

Free Throws Attempted

Season9, vs. Nevada (11/27/25)
Career9, vs. Nevada (11/27/25)

Rebounds

Season7, at Illinois (1/29/26)
Career7, 2x, MR at Illinois (1/29/26)

Assists

Season12, at Northwestern (2/4/26)
Career12, at Northwestern (2/4/26)

Blocks

Season1, 5x, MR vs. Rutgers (2/19/25)
Career1, 5x, MR vs. Rutgers (2/19/25)

Steals

Season5, at Seattle U (12/19/25)
Career5, at Seattle U (12/19/25)

MISC. STATS » 2025-26

Games with 10+ points	19
Games with 20+ points.....	4
Games with 10+ rebounds.....	0
Games with 3+ assists.....	16
Games with 5+ assists.....	9
Games with 2+ steals.....	4
Games with 2+ blocks.....	0
Double-Doubles.....	2
Games led UW in points.....	6
Games led UW in rebounds	0
Games led UW in assists	10
Games led UW in steals	4
Games led UW in blocks	0

MISC. STATS » CAREER

Games with 10+ points	39
Games with 20+ points.....	5
Games with 10+ rebounds.....	0
Games with 3+ assists.....	30
Games with 5+ assists.....	16
Games with 2+ steals.....	6
Games with 2+ blocks.....	0
Double-Doubles.....	2
Games led UW in points.....	9
Games led UW in rebounds	0
Games led UW in assists	22
Games led UW in steals	5
Games led UW in blocks	0

GAME-BY-GAME STATISTICS

Date	Opponent	GS	Min.	FG	A	Pct.	3FG	A	Pct.	FT	A	PCT.	OR	DR	TR	PF	A	TO	B	S	Pts.
11/3	UAPB		22	4	9	.444	1	1	1.000	5	6	.833	4	1	5	2	2	3	0	2	14
11/6	Denver		19	3	8	.375	0	1	.000	6	6	1.000	0	4	4	4	4	1	0	2	13
11/9	Baylor		23	6	11	.545	0	2	.000	3	4	.750	0	4	4	5	2	3	0	0	15
11/14	Washington State	*	33	7	14	.500	1	4	.250	5	6	.833	1	3	4	1	4	1	0	1	20
11/18	Southern	*	17	3	6	.500	0	0	.000	3	4	.750	1	0	1	5	0	2	0	0	9
11/27	Nevada	*	35	5	9	.556	1	1	1.000	8	9	.889	2	4	6	2	5	3	0	0	19
11/28	Colorado	*	18	1	8	.125	0	0	.000	2	2	1.000	0	0	0	3	0	0	0	0	4
12/3	UCLA	*	34	8	13	.615	2	5	.400	1	2	.500	1	2	3	4	4	3	0	0	19
12/6	USC	*	18	4	7	.571	1	2	.500	0	0	.000	0	5	5	3	2	2	0	0	9
12/13	Southern Utah	*	21	4	9	.444	0	1	.000	2	2	1.000	0	6	6	0	4	0	0	2	10
12/19	Seattle U	*	34	5	11	.455	0	0	.000	7	7	1.000	0	3	3	5	3	4	0	5	17
12/22	San Diego	*	26	8	13	.615	1	3	.333	0	0	.000	0	2	2	3	4	2	0	1	17
12/29	Utah	*	34	9	14	.643	2	4	.500	4	4	1.000	0	3	3	0	7	1	0	1	24
1/4	Indiana	*	34	6	12	.500	0	2	.000	4	6	.667	1	3	4	3	7	2	0	0	16
1/7	Purdue	*	28	5	9	.556	1	1	1.000	3	3	1.000	0	1	1	5	8	5	0	0	14
1/11	Ohio State	*	30	7	14	.500	2	6	.333	6	6	1.000	0	2	2	1	3	0	0	0	22
1/14	Michigan	*	28	5	14	.357	0	4	.000	2	2	1.000	0	0	0	3	0	6	0	0	12
1/17	Michigan State	*	30	7	11	.636	1	3	.333	3	3	1.000	0	3	3	2	5	3	0	0	18
1/21	Nebraska	*	36	7	14	.571	2	4	.500	0	0	.000	1	4	5	2	6	2	0	1	18
1/25	Oregon		27	5	13	.385	0	2	.000	2	2	1.000	0	2	2	3	2	4	0	1	12
1/29	Illinois	*	26	4	9	.444	0	1	.000	4	4	1.000	1	6	7	4	10	3	0	0	12
1/31	Northwestern	*	33	10	19	.526	1	2	.500	1	2	.500	3	3	6	4	6	4	0	0	22
2/4	Iowa	*	39	6	14	.429	1	3	.333	3	4	.750	1	5	6	3	12	6	0	1	16
2/7	UCLA																				
2/11	Penn State																				
2/14	Minnesota																				
2/21	Maryland																				
2/24	Rutgers																				
2/28	Wisconsin																				
3/4	USC																				
3/7	Oregon																				

DIALLO'S CAREER STATISTICS

Year	GP	GS	Min.	Avg.	FG	FGA	Pct.	3FG	3FGA	Pct.	FT	FTA	PCT.	OR	DR	TR	Avg.	PF	A	TO	Blk.	Stl.	Pts.	Avg.
2024-25	31	22	779	25.1	134	283	.473	6	33	.182	69	96	.719	31	64	95	3.1	72	85	66	6	11	343	11.1
2025-26	23	19	646	28.1	130	261	.498	17	52	.327	74	84	.881	16	66	82	3.6	67	100	60	0	17	351	15.3
TOTAL	54	41	1425	26.4	264	544	.485	23	85	.271	143	180	.794	47	130	177	3.3	139	185	126	6	28	694	12.9

6 HANNES STEINBACH

FR » F » 6-11 » WÜRZBURG, GERMANY » WÜRZBURG BASKETS



GAME HIGHS

Minutes	
Season	39, 3x, MR vs. Iowa (2/4/26)
Career	39, 3x, MR vs. Iowa (2/4/26)
Points	
Season	29, vs. UCLA (12/3/25)
Career	29, vs. UCLA (12/3/25)
Field Goals Made	
Season	11, vs. UCLA (12/3/25)
Career	11, vs. UCLA (12/3/25)
Field Goals Attempted	
Season	19, vs. Ohio State (1/11/26)
Career	19, vs. Ohio State (1/11/26)
3-Point Field Goals Made	
Season	3, at Northwestern (1/31/26)
Career	3, at Northwestern (1/31/26)
3-Point Field Goals Attempted	
Season	4, at Northwestern (1/31/26)
Career	4, at Northwestern (1/31/26)
Free Throws Made	
Season	8, 3x, MR vs. Utah (12/29/25)
Career	8, 3x, MR vs. Utah (12/29/25)
Free Throws Attempted	
Season	10, 2x, MR vs. San Diego (12/22/25)
Career	10, 2x, MR vs. San Diego (12/22/25)
Rebounds	
Season	16, 2x, MR at USC (12/6/25)
Career	16, 2x, MR at USC (12/6/25)
Assists	
Season	6, vs. UAPB (11/3/25)
Career	6, vs. UAPB (11/3/25)
Blocks	
Season	4, at Illinois (1/29/26)
Career	4, at Illinois (1/29/26)
Steals	
Season	3, 2x, MR at Purdue (1/7/26)
Career	3, 2x, MR at Purdue (1/7/26)

MISC. STATS » 2025-26	
Games with 10+ points	20
Games with 20+ points	10
Games with 10+ rebounds	15
Games with 3+ assists	6
Games with 5+ assists	1
Games with 2+ steals	4
Games with 2+ blocks	6
Double-Doubles	15
Games led UW in points	10
Games led UW in rebounds	14
Games led UW in assists	0
Games led UW in steals	3
Games led UW in blocks	5

MISC. STATS » CAREER	
Games with 10+ points	20
Games with 20+ points	10
Games with 10+ rebounds	15
Games with 3+ assists	6
Games with 5+ assists	1
Games with 2+ steals	4
Games with 2+ blocks	6
Double-Doubles	15
Games led UW in points	10
Games led UW in rebounds	14
Games led UW in assists	0
Games led UW in steals	3
Games led UW in blocks	5

GAME-BY-GAME STATISTICS

Date	Opponent	GS	Min.	FG	A	Pct.	3FG	A	Pct.	FT	A	Pct.	OR	DR	TR	PF	A	TO	B	S	Pts.
11/3	UAPB	*	29	9	11	.818	1	1	1.000	2	3	.667	2	5	7	2	6	2	0	1	21
11/6	Denver	*	35	5	12	.417	0	0	.000	3	5	.600	7	9	16	3	4	2	2	1	13
11/9	Baylor	*	32	4	7	.571	0	0	.000	2	3	.667	7	8	15	3	0	2	3	0	10
11/14	Washington State	*	31	5	11	.455	1	2	.500	3	5	.600	5	8	13	1	0	2	1	1	14
11/18	Southern		--	--	--	--	--	--	--	--	--	--	--	--	--	--	--	--	--	--	--
11/27	Nevada		--	--	--	--	--	--	--	--	--	--	--	--	--	--	--	--	--	--	--
11/28	Colorado		--	--	--	--	--	--	--	--	--	--	--	--	--	--	--	--	--	--	--
12/3	UCLA	*	32	11	12	.917	0	0	.000	7	8	.875	4	6	10	4	3	1	0	1	29
12/6	USC	*	39	7	12	.583	2	3	.667	8	10	.800	7	9	16	2	3	3	0	1	24
12/13	Southern Utah	*	23	7	9	.778	0	0	.000	0	0	.000	2	4	6	2	3	0	1	0	14
12/19	Seattle U	*	37	5	13	.385	1	3	.333	4	6	.667	4	8	12	3	1	3	0	0	15
12/22	San Diego	*	27	6	13	.462	1	2	.500	8	10	.800	7	7	14	0	1	2	2	3	21
12/29	Utah	*	37	6	11	.545	0	2	.000	8	9	.889	1	10	11	1	0	4	1	1	20
1/4	Indiana	*	35	6	9	.667	0	2	.000	8	9	.889	3	7	10	2	1	0	0	0	20
1/7	Purdue	*	29	7	11	.636	1	3	.333	2	4	.500	1	3	4	3	0	2	0	3	17
1/11	Ohio State	*	35	9	19	.474	0	3	.000	3	3	1.000	1	8	9	3	0	3	0	2	21
1/14	Michigan	*	26	5	14	.357	0	2	.000	1	1	1.000	7	7	14	4	2	1	2	0	11
1/17	Michigan State	*	38	6	14	.429	0	2	.000	5	7	.714	1	8	9	1	1	1	1	1	17
1/21	Nebraska	*	32	7	12	.583	2	2	1.000	5	8	.625	5	7	12	3	1	3	1	0	21
1/25	Oregon	*	32	3	16	.188	0	1	.000	4	6	.667	8	5	13	2	4	2	1	2	10
1/29	Illinois	*	38	6	10	.600	1	3	.333	2	2	1.000	5	7	12	1	0	0	4	2	15
1/31	Northwestern	*	39	8	13	.615	3	4	.750	3	3	1.000	6	8	14	2	2	1	0	1	22
2/4	Iowa	*	39	8	13	.615	0	2	.000	4	5	.800	3	9	12	2	0	1	2	0	20
2/7	UCLA																				
2/11	Penn State																				
2/14	Minnesota																				
2/21	Maryland																				
2/24	Rutgers																				
2/28	Wisconsin																				
3/4	USC																				
3/7	Oregon																				

STEINBACH'S CAREER STATISTICS

Year	GP	GS	Min.	Avg.	FG	FGA	Pct.	3FG	3FGA	Pct.	FT	FTA	Pct.	OR	DR	TR	Avg.	PF	A	TO	Blk.	Stl.	Pts.	Avg.
2025-26	20	20	667	33.3	130	242	.537	13	37	.351	82	107	.766	86	143	229	11.5	45	32	35	21	20	355	17.8
TOTAL	20	20	667	33.3	130	242	.537	13	37	.351	82	107	.766	86	143	229	11.5	45	32	35	21	20	355	17.8

Games with 10+ points	0
Games with 20+ points	0
Games with 10+ rebounds	0
Games with 3+ assists	0
Games with 5+ assists	0
Games with 2+ steals	0
Games with 2+ blocks	0
Double-Doubles	0
Games led UW in points	0
Games led UW in rebounds	0
Games led UW in assists	0
Games led UW in steals	0
Games led UW in blocks	0

Games with 10+ points	0
Games with 20+ points	0
Games with 10+ rebounds	0
Games with 3+ assists	0
Games with 5+ assists	0
Games with 2+ steals	0
Games with 2+ blocks	0
Double-Doubles	0
Games led UW in points	0
Games led UW in rebounds	0
Games led UW in assists	0
Games led UW in steals	0
Games led UW in blocks	0

Minutes

Season
Career..... 18, at Virginia (3/4/25)

Points

Season
Career 8, at Virginia (3/4/25)

Field Goals Made

Season
 Career.....4, at Virginia (3/4/25)

Field Goals Attempted

Season
Career 6, at Stanford (1/25/25)

3-Point Field Goals Made

Season
Career 0

3-Point Field Goals Attempted

Season
Career.....2, at Stanford (1/25/25)

Free Throws Made

Season
Career..... 2, 2x, MR vs. Tulane (12/14/24)

Free Throws Attempted

Season
Career..... 2.5x. MR vs. Clemson (2/15/25)

Rebounds

Season
 Career 5. at Stanford (1/25/25)

Assists

Season
Career..... 1, 4x, MR vs. Syracuse (1/4/25)

Blocks

Season
Career . . 1. 5x. MR vs. North Carolina (2/24/25)

Steals

Season
Career 1. at Virginia (3/4/25)

[illegible]

Year	GP	GS	Min.	Avg.	FG	FGA	Pct.	3FG	3FGA	Pct.	FT	FTA	PCT.	OR	DR	TR	Avg.	PF	A	TO	Blk.	Stl.	Pts.	Avg.
2024-25	22	0	152	6.9	18	44	.409	0	7	.000	6	12	.500	11	17	28	1.3	20	4	7	5	1	42	1.9
2025-26	0	0	0	0.0	0	0	.000	0	0	.000	0	0	.000	0	0	0	0.0	0	0	0.0	0	0	0	0.0
TOTAL	22	0	152	6.9	18	44	.409	0	7	.000	6	12	.500	11	17	28	1.3	20	4	7	5	1	42	1.9

8 BRYSON TUCKER

SO » F » 6-7 » BOWIE, MD. » BISHOP O'CONNELL HS » INDIANA



GAME HIGHS

Minutes	
Season	30, vs. Denver (11/6/25)
Career	30, vs. Denver (11/6/25)
Points	
Season	12, 3x, MR vs. Ohio State (1/11/26)
Career	16, vs. Minnesota (12/9/24)
Field Goals Made	
Season	5, vs. UAPB (11/3/25)
Career	6, vs. Minnesota (12/9/24)
Field Goals Attempted	
Season	11, 2x, MR vs. Ohio State (1/11/26)
Career	11, 3x, MR vs. Ohio State (1/11/26)
3-Point Field Goals Made	
Season	3, vs. Denver (11/6/25)
Career	3, vs. Denver (11/6/25)
3-Point Field Goals Attempted	
Season	6, vs. Denver (11/6/25)
Career	6, vs. Denver (11/6/25)
Free Throws Made	
Season	4, vs. Southern Utah (12/13/25)
Career	4, 5x, MR vs. Southern Utah (12/13/25)
Free Throws Attempted	
Season	4, vs. Southern Utah (12/13/25)
Career	6, 2x, MR vs. Minnesota (12/9/24)
Rebounds	
Season	10, vs. UAPB (11/3/25)
Career	10, vs. UAPB (11/3/25)
Assists	
Season	2, 3x, MR vs. Michigan State (1/17/26)
Career	3, vs. Sam Houston (12/3/24)
Blocks	
Season	1, 2x, MR vs. Michigan (1/14/26)
Career	1, 2x, vs. Ohio State (1/11/26)
Steals	
Season	2, at Purdue (1/7/26)
Career	2, at Purdue (1/7/26)

MISC. STATS » 2025-26		MISC. STATS » CAREER	
Games with 10+ points	6	Games with 10+ points	9
Games with 20+ points	0	Games with 20+ points	0
Games with 10+ rebounds	1	Games with 10+ rebounds	1
Games with 3+ assists	0	Games with 3+ assists	1
Games with 5+ assists	0	Games with 5+ assists	0
Games with 2+ steals	1	Games with 2+ steals	1
Games with 2+ blocks	0	Games with 2+ blocks	0
Double-Doubles	1	Double-Doubles	1
Games led UW in points	0	Games led UW in points	0
Games led UW in rebounds	1	Games led UW in rebounds	1
Games led UW in assists	0	Games led UW in assists	0
Games led UW in steals	0	Games led UW in steals	0
Games led UW in blocks	0	Games led UW in blocks	0

GAME-BY-GAME STATISTICS

Date	Opponent	GS	Min.	FG	A	Pct.	3FG	A	Pct.	FT	A	PCT.	OR	DR	TR	PF	A	TO	B	S	Pts.
11/3	UAPB	*	29	5	10	.500	2	5	.400	0	3	.000	3	7	10	2	1	1	0	0	12
11/6	Denver	*	30	4	11	.364	3	6	.500	0	0	.000	0	7	7	0	1	1	0	0	11
11/9	Baylor	*	21	3	5	.600	0	1	.000	0	0	.000	2	3	5	1	0	1	0	1	6
11/14	Washington State		--	--	--	--	--	--	--	--	--	--	--	--	--	--	--	--	--	--	--
11/18	Southern		--	--	--	--	--	--	--	--	--	--	--	--	--	--	--	--	--	--	--
11/27	Nevada		--	--	--	--	--	--	--	--	--	--	--	--	--	--	--	--	--	--	--
11/28	Colorado		--	--	--	--	--	--	--	--	--	--	--	--	--	--	--	--	--	--	--
12/3	UCLA		--	--	--	--	--	--	--	--	--	--	--	--	--	--	--	--	--	--	--
12/6	USC		--	--	--	--	--	--	--	--	--	--	--	--	--	--	--	--	--	--	--
12/13	Southern Utah		12	4	5	.800	0	0	.000	4	4	1.000	4	0	4	0	1	1	0	0	12
12/19	Seattle U		15	0	2	.000	0	0	.000	0	0	.000	1	0	1	1	0	0	0	0	0
12/22	San Diego		19	1	5	.200	0	3	.000	0	1	.000	2	3	5	1	1	0	0	1	2
12/29	Utah		7	0	4	.000	0	3	.000	0	0	.000	0	0	0	0	0	1	0	0	0
1/4	Indiana		28	4	6	.667	1	1	1.000	2	2	1.000	1	3	4	0	0	0	0	0	11
1/7	Purdue		24	3	4	.750	0	1	.000	0	0	.000	0	3	3	1	0	0	0	2	6
1/11	Ohio State	*	34	6	11	.545	0	2	.000	0	0	.000	3	2	5	2	2	0	1	0	12
1/14	Michigan	*	21	1	5	.200	0	2	.000	0	0	.000	0	5	5	2	2	0	1	1	2
1/17	Michigan State	*	29	2	6	.333	1	4	.250	0	0	.000	0	3	3	0	2	1	0	0	5
1/21	Nebraska	*	15	1	6	.167	1	4	.250	0	0	.000	0	1	1	1	0	1	0	0	3
1/25	Oregon	*	18	1	3	.333	0	1	.000	0	0	.000	2	4	6	0	0	1	0	1	2
1/29	Illinois	*	19	3	7	.429	0	2	.000	0	0	.000	0	0	0	1	0	0	0	1	6
1/31	Northwestern	*	28	2	5	.400	1	3	.333	0	0	.000	0	7	7	2	0	1	0	0	5
2/4	Iowa	*	33	4	7	.571	2	3	.667	0	0	.000	2	1	3	1	1	0	0	0	10
2/7	UCLA																				
2/11	Penn State																				
2/14	Minnesota																				
2/21	Maryland																				
2/24	Rutgers																				
2/28	Wisconsin																				
3/4	USC																				
3/7	Oregon																				

TUCKER'S CAREER STATISTICS

Year	GP	GS	Min.	Avg.	FG	FGA	Pct.	3FG	3FGA	Pct.	FT	FTA	PCT.	OR	DR	TR	Avg.	PF	A	TO	Blk.	Stl.	Pts.	Avg.
2024-25	23	0	380	16.5	48	127	.378	3	20	.150	26	36	.722	15	51	66	2.9	22	13	14	1	8	125	5.4
2025-26	17	11	383	22.5	44	102	.431	11	41	.268	6	10	.600	20	49	69	4.1	15	10	9	2	7	105	6.2
TOTAL	40	11	763	19.1	92	229	.402	14	61	.230	32	46	.696	35	100	135	3.4	37	23	23	3	15	230	5.8

9 WESLEY YATES III

SO » G » 6-4 » BEAUMONT, TEXAS » BEAUMONT UNITED HS » USC



GAME HIGHS

Minutes

Season39, vs. Nevada (11/27/25)
Career.....50, vs. Rutgers (3/12/25)

Points

Season26, at Washington State (11/14/25)
Career.....30, at Purdue (2/7/25)

Field Goals Made

Season9, at Washington State (11/14/25)
Career.....11, at Purdue (2/7/25)

Field Goals Attempted

Season16, 2x, MR at USC (12/6/25)
Career.....22, at Purdue (2/7/25)

3-Point Field Goals Made

Season5, at Northwestern (1/31/26)
Career.....5, at Northwestern (1/31/26)

3-Point Field Goals Attempted

Season10, 2x, MR vs. UCLA (12/3/25)
Career.....10, 2x, MR vs. UCLA (12/3/25)

Free Throws Made

Season11, vs. Nevada (11/27/25)
Career.....11 vs. Nevada (11/27/25)

Free Throws Attempted

Season14, vs. Southern (11/18/25)
Career.....14, vs. Southern (11/18/25)

Rebounds

Season7, 2x, MR vs. Colorado (11/28/25)
Career.....7, 3x, MR vs. Colorado (11/28/25)

Assists

Season ...3, 2x, MR at Northwestern (1/31/26)
Career...3, 2x, MR at Northwestern (1/31/26)

Blocks

Season ...1, 4x, MR at Northwestern (1/31/26)
Career.....2, at Washington (12/7/24)

Steals

Season4 vs. Nevada (11/27/25)
Career.....4, 2x, MR vs. Nevada (11/27/25)

MISC. STATS » 2025-26

Games with 10+ points	10
Games with 20+ points.....	4
Games with 10+ rebounds.....	0
Games with 3+ assists.....	0
Games with 5+ assists.....	0
Games with 2+ steals.....	7
Games with 2+ blocks.....	0
Double-Doubles.....	0
Games led UW in points.....	5
Games led UW in rebounds	0
Games led UW in assists	0
Games led UW in steals	6
Games led UW in blocks	0

MISC. STATS » CAREER

Games with 10+ points	35
Games with 20+ points.....	11
Games with 10+ rebounds.....	0
Games with 3+ assists.....	10
Games with 5+ assists.....	1
Games with 2+ steals.....	18
Games with 2+ blocks.....	1
Double-Doubles.....	0
Games led UW in points.....	5
Games led UW in rebounds	0
Games led UW in assists	0
Games led UW in steals	6
Games led UW in blocks	0

GAME-BY-GAME STATISTICS

Date	Opponent	GS	Min.	FG	A	Pct.	3FG	A	Pct.	FT	A	PCT.	OR	DR	TR	PF	A	TO	B	S	Pts.
11/3	UAPB	*	30	4	8	.500	2	6	.333	4	4	1.000	1	3	4	0	2	3	1	3	14
11/6	Denver	*	32	6	10	.600	0	3	.000	1	3	.333	0	2	2	2	1	1	1	2	13
11/9	Baylor	*	38	3	15	.200	1	5	.200	1	2	.500	1	2	3	4	1	0	0	0	8
11/14	Washington State	*	37	9	16	.563	4	10	.400	4	4	1.000	3	4	7	1	0	0	0	1	26
11/18	Southern	*	37	6	14	.429	2	6	.333	9	14	.643	1	5	6	4	1	5	0	3	23
11/27	Nevada	*	39	5	13	.385	4	8	.500	11	13	.846	2	2	4	2	3	2	0	4	25
11/28	Colorado	*	28	2	8	.250	0	1	.000	5	6	.833	1	6	7	4	0	5	0	1	9
12/3	UCLA	*	33	4	13	.308	4	10	.400	0	1	.000	1	2	3	1	1	2	0	1	12
12/6	USC	*	37	6	16	.375	2	8	.250	2	3	.667	0	2	2	1	0	0	0	2	16
12/13	Southern Utah	*	22	4	10	.400	4	9	.444	2	2	1.000	0	1	1	1	0	0	0	0	14
12/19	Seattle U	*	11	2	6	.333	0	2	.000	0	0	.000	2	2	4	0	1	0	0	0	4
12/22	San Diego	--	--	--	--	--	--	--	--	--	--	--	--	--	--	--	--	--	--	--	--
12/29	Utah	--	--	--	--	--	--	--	--	--	--	--	--	--	--	--	--	--	--	--	--
1/4	Indiana	--	--	--	--	--	--	--	--	--	--	--	--	--	--	--	--	--	--	--	--
1/7	Purdue	--	--	--	--	--	--	--	--	--	--	--	--	--	--	--	--	--	--	--	--
1/11	Ohio State	--	--	--	--	--	--	--	--	--	--	--	--	--	--	--	--	--	--	--	--
1/14	Michigan		14	0	5	.000	0	3	.000	1	2	.500	1	0	1	1	2	1	1	0	1
1/17	Michigan State		16	2	6	.333	0	3	.000	0	0	.000	0	0	0	4	1	2	0	1	4
1/21	Nebraska		--	--	--	--	--	--	--	--	--	--	--	--	--	--	--	--	--	--	--
1/25	Oregon	*	28	3	5	.600	3	4	.750	0	0	.000	0	3	3	3	2	1	0	2	9
1/29	Illinois	*	37	4	10	.400	3	5	.600	2	2	1.000	0	5	5	4	1	3	1	0	13
1/31	Northwestern	*	35	7	13	.538	5	8	.625	2	2	1.000	0	2	2	1	3	2	1	3	21
2/4	Iowa	*	24	5	9	.556	3	6	.500	2	2	1.000	1	0	1	3	0	2	0	0	15
2/7	UCLA																				
2/11	Penn State																				
2/14	Minnesota																				
2/21	Maryland																				
2/24	Rutgers																				
2/28	Wisconsin																				
3/4	USC																				
3/7	Oregon																				

YATES' CAREER STATISTICS

Year	GP	GS	Min.	Avg.	FG	FGA	Pct.	3FG	3FGA	Pct.	FT	FTA	PCT.	OR	DR	TR	Avg.	PF	A	TO	Blk.	Stl.	Pts.	Avg.
2024-25	33	24	1008	30.5	164	343	.478	54	123	.439	83	104	.798	31	64	95	2.9	68	58	60	7	40	465	14.1
2025-26	17	15	497	29.3	72	177	.407	37	97	.381	46	60	.767	14	41	55	3.2	36	19	29	5	24	227	13.4
TOTAL	50	39	1505	30.1	236	520	.454	91	220	.414	129	164	.787	45	105	150	3.0	104	77	89	12	64	692	13.8

11 FRANCK KEPNANG

GR » C » 6-11 » 253 » YAOUNDÉ, CAMEROON » WESTTOWN » OREGON



GAME HIGHS

Minutes	
Season	32, vs. Southern (11/18/25)
Career	32, 2x, MR vs. Southern (11/18/25)
Points	
Season	15, vs. Nevada (11/27/25)
Career	17, vs. Arizona State (12/5/21)
Field Goals Made	
Season	6, 2x, MR vs. Michigan State (1/17/26)
Career	8, vs. North Florida (11/11/22)
Field Goals Attempted	
Season	8, vs. Michigan State (1/17/26)
Career	13, vs. North Florida (11/11/22)
3-Point Field Goals Made	
Season	
Career	
3-Point Field Goals Attempted	
Season	
Career	1, vs. Northern Kentucky (11/9/23)
Free Throws Made	
Season	7, vs. Ohio State (1/11/26)
Career	7, vs. Ohio State (1/11/26)
Free Throws Attempted	
Season	8, vs. Ohio State (1/11/26)
Career	8, vs. Ohio State (1/11/26)
Rebounds	
Season	14, vs. Oregon (1/25/26)
Career	14, vs. Oregon (1/25/26)
Assists	
Season	2, vs. Utah (12/29/25)
Career	2, vs. Utah (12/29/25)
Blocks	
Season	6, 3x, MR at Northwestern (1/31/26)
Career	6, 3x, MR at Northwestern (1/31/26)
Steals	
Season	3, vs. Southern (11/18/25)
Career	4, at Penn State (2/15/25)

MISC. STATS » 2025-26	
Games with 10+ points	5
Games with 20+ points	0
Games with 10+ rebounds	4
Games with 3+ assists	0
Games with 5+ assists	0
Games with 2+ steals	2
Games with 2+ blocks	15
Double-Doubles	2
Games led UW in points	0
Games led UW in rebounds	5
Games led UW in assists	0
Games led UW in steals	2
Games led UW in blocks	13

MISC. STATS » CAREER	
Games with 10+ points	19
Games with 20+ points	0
Games with 10+ rebounds	6
Games with 3+ assists	0
Games with 5+ assists	0
Games with 2+ steals	7
Games with 2+ blocks	50
Double-Doubles	4
Games led UW in points	2
Games led UW in rebounds	15
Games led UW in assists	0
Games led UW in steals	7
Games led UW in blocks	36

GAME-BY-GAME STATISTICS

Date	Opponent	GS	Min.	FG	A	Pct.	3FG	A	Pct.	FT	A	Pct.	OR	DR	TR	PF	A	TO	B	S	Pts.
11/3	UAPB	*	23	2	4	.500	0	0	.000	3	5	.600	3	6	9	2	1	1	2	1	7
11/6	Denver	*	13	1	2	.500	0	0	.000	0	0	.000	0	0	0	1	0	0	1	0	2
11/9	Baylor		9	1	5	.200	0	0	.000	0	0	.000	3	1	4	2	0	1	0	0	2
11/14	Washington State	*	20	1	1	1.000	0	0	.000	2	2	1.000	1	2	3	2	0	0	3	0	4
11/18	Southern	*	32	3	6	.500	0	0	.000	0	0	.000	4	8	12	5	1	0	6	3	6
11/27	Nevada	*	24	6	6	1.000	0	0	.000	3	6	.500	2	3	5	2	0	2	4	1	15
11/28	Colorado	*	23	2	7	.286	0	0	.000	2	2	1.000	6	3	9	4	0	1	2	1	6
12/3	UCLA	*	27	1	5	.200	0	0	.000	1	1	1.000	2	5	7	3	0	0	0	0	3
12/6	USC	*	27	3	5	.600	0	0	.000	3	5	.600	5	3	8	1	0	4	5	1	9
12/13	Southern Utah	*	20	3	6	.500	0	0	.000	3	4	.750	4	3	7	1	0	1	3	0	9
12/19	Seattle U	*	23	2	7	.286	0	0	.000	0	0	.000	4	5	9	1	0	1	1	0	4
12/22	San Diego	*	15	2	3	.667	0	0	.000	2	2	1.000	0	7	7	0	1	0	0	0	6
12/29	Utah	*	32	2	5	.400	0	0	.000	0	0	.000	2	8	10	3	2	2	6	0	4
1/4	Indiana	*	31	1	1	1.000	0	0	.000	0	0	.000	2	4	6	4	0	1	3	1	2
1/7	Purdue	*	27	4	6	.667	0	0	.000	2	3	.667	4	6	10	5	0	2	0	2	10
1/11	Ohio State	*	31	2	3	.667	0	0	.000	7	8	.875	4	3	7	4	0	2	2	1	11
1/14	Michigan	*	27	4	6	.667	0	0	.000	0	0	.000	3	3	6	4	0	0	3	0	8
1/17	Michigan State	*	24	6	8	.750	0	0	.000	1	1	1.000	1	4	5	2	0	2	2	0	13
1/21	Nebraska		15	3	5	.600	0	0	.000	0	0	.000	1	1	2	1	0	0	1	0	6
1/25	Oregon	*	24	5	12	.417	0	0	.000	0	2	.000	7	7	14	4	0	0	2	2	10
1/29	Illinois	*	17	2	3	.667	0	0	.000	0	0	.000	1	1	2	2	0	0	0	0	4
1/31	Northwestern	*	23	1	6	.167	0	0	.000	0	0	.000	4	5	9	4	1	2	6	0	2
2/4	Iowa	*	22	1	2	.500	0	0	.000	0	0	.000	0	2	2	1	0	0	2	0	2
2/7	UCLA																				
2/11	Penn State																				
2/14	Minnesota																				
2/21	Maryland																				
2/24	Rutgers																				
2/28	Wisconsin																				
3/4	USC																				
3/7	Oregon																				

KEPNANG'S CAREER STATISTICS

Year	GP	GS	Min.	Avg.	FG	FGA	Pct.	3FG	3FGA	Pct.	FT	FTA	Pct.	OR	DR	TR	Avg.	PF	A	TO	Blk.	Stl.	Pts.	Avg.
2020-21	17	0	144	8.5	19	28	.679	0	0	.000	7	13	.538	10	10	20	12	22	2	3	18	2	45	2.6
2021-22	35	5	510	14.6	69	120	.575	0	0	.000	28	43	.651	39	69	108	31	84	2	31	42	9	166	4.7
2022-23	8	1	183	22.9	28	53	.528	0	0	.000	16	22	.727	19	31	50	6.3	27	2	10	15	6	72	9.0
2023-24	10	7	188	18.8	36	61	.590	0	1	.000	11	18	.611	21	38	59	5.9	30	2	8	17	4	83	8.3
2024-25	14	8	280	20.0	40	75	.533	0	0	.000	16	20	.800	27	45	72	5.1	39	0	15	27	7	96	6.9
2025-26	23	21	528	22.9	58	114	.509	0	0	.000	29	41	.707	63	90	153	6.7	58	6	22	54	13	145	6.3
TOTAL	107	42	1833	17.1	250	451	.554	0	1	.000	107	157	.682	179	283	462	4.3	260	14	89	173	41	607	5.7

14 MADY TRAORE

JR » F » 6-11 » DRANCY, FRANCE » NEW MEXICO STATE » MARYLAND » FRANK PHILLIPS COLLEGE



GAME HIGHS

Minutes	
Season	
Career	20, at Ohio State (2/10/24)
Points	
Season	
Career	8, at Ohio State (2/10/24)
Field Goals Made	
Season	
Career	4, at Ohio State (2/10/24)
Field Goals Attempted	
Season	
Career	6, at Ohio State (2/10/24)
3-Point Field Goals Made	
Season	
Career	1, at Stephen F. Austin (1/4/23)
3-Point Field Goals Attempted	
Season	
Career	1, 8x, MR vs. Rutgers (3/13/24)
Free Throws Made	
Season	
Career	1, at Southern Utah (1/29/23)
Free Throws Attempted	
Season	
Career	2, at Southern Utah (1/29/23)
Rebounds	
Season	
Career	5, at Ohio State (2/10/24)
Assists	
Season	
Career	1, 2x, MR at Penn State (3/10/24)
Blocks	
Season	
Career	1, 3x, MR vs. Iowa (2/14/24)
Steals	
Season	
Career	1, vs. Iowa (2/14/24)

MISC. STATS » 2025-26	
Games with 10+ points	0
Games with 20+ points.....	0
Games with 10+ rebounds.....	0
Games with 3+ assists.....	0
Games with 5+ assists.....	0
Games with 2+ steals.....	0
Games with 2+ blocks.....	0
Double-Doubles.....	0
Games led UW in points.....	0
Games led UW in rebounds	0
Games led UW in assists	0
Games led UW in steals	0
Games led UW in blocks	0

MISC. STATS » CAREER	
Games with 10+ points	0
Games with 20+ points.....	0
Games with 10+ rebounds.....	0
Games with 3+ assists.....	0
Games with 5+ assists.....	0
Games with 2+ steals.....	0
Games with 2+ blocks.....	0
Double-Doubles.....	0
Games led UW in points.....	0
Games led UW in rebounds	0
Games led UW in assists	0
Games led UW in steals	0
Games led UW in blocks	0

GAME-BY-GAME STATISTICS

Date	Opponent	GS	Min.	FG	A	Pct.	3FG	A	Pct.	FT	A	PCT.	OR	DR	TR	PF	A	TO	B	S	Pts.
11/3	UAPB		--	--	--	--	--	--	--	--	--	--	--	--	--	--	--	--	--	--	--
11/6	Denver		--	--	--	--	--	--	--	--	--	--	--	--	--	--	--	--	--	--	--
11/9	Baylor		--	--	--	--	--	--	--	--	--	--	--	--	--	--	--	--	--	--	--
11/14	Washington State		--	--	--	--	--	--	--	--	--	--	--	--	--	--	--	--	--	--	--
11/18	Southern		--	--	--	--	--	--	--	--	--	--	--	--	--	--	--	--	--	--	--
11/27	Nevada		--	--	--	--	--	--	--	--	--	--	--	--	--	--	--	--	--	--	--
11/28	Colorado		--	--	--	--	--	--	--	--	--	--	--	--	--	--	--	--	--	--	--
12/3	UCLA		--	--	--	--	--	--	--	--	--	--	--	--	--	--	--	--	--	--	--
12/6	USC		--	--	--	--	--	--	--	--	--	--	--	--	--	--	--	--	--	--	--
12/13	Southern Utah		--	--	--	--	--	--	--	--	--	--	--	--	--	--	--	--	--	--	--
12/19	Seattle U		--	--	--	--	--	--	--	--	--	--	--	--	--	--	--	--	--	--	--
12/22	San Diego		--	--	--	--	--	--	--	--	--	--	--	--	--	--	--	--	--	--	--
12/29	Utah		--	--	--	--	--	--	--	--	--	--	--	--	--	--	--	--	--	--	--
1/4	Indiana		--	--	--	--	--	--	--	--	--	--	--	--	--	--	--	--	--	--	--
1/7	Purdue		--	--	--	--	--	--	--	--	--	--	--	--	--	--	--	--	--	--	--
1/11	Ohio State		--	--	--	--	--	--	--	--	--	--	--	--	--	--	--	--	--	--	--
1/14	Michigan		--	--	--	--	--	--	--	--	--	--	--	--	--	--	--	--	--	--	--
1/17	Michigan State		--	--	--	--	--	--	--	--	--	--	--	--	--	--	--	--	--	--	--
1/21	Nebraska		--	--	--	--	--	--	--	--	--	--	--	--	--	--	--	--	--	--	--
1/25	Oregon		--	--	--	--	--	--	--	--	--	--	--	--	--	--	--	--	--	--	--
1/29	Illinois		--	--	--	--	--	--	--	--	--	--	--	--	--	--	--	--	--	--	--
1/31	Northwestern		--	--	--	--	--	--	--	--	--	--	--	--	--	--	--	--	--	--	--
2/4	Iowa		--	--	--	--	--	--	--	--	--	--	--	--	--	--	--	--	--	--	--
2/7	UCLA																				
2/11	Penn State																				
2/14	Minnesota																				
2/21	Maryland																				
2/24	Rutgers																				
2/28	Wisconsin																				
3/4	USC																				
3/7	Oregon																				

TRAORE'S CAREER STATISTICS

Year	GP	GS	Min.	Avg.	FG	FGA	Pct.	3FG	3FGA	Pct.	FT	FTA	PCT.	OR	DR	TR	Avg.	PF	A	TO	Blk.	Stl.	Pts.	Avg.
2022-23	7	1	51	7.3	4	7	.571	1	3	.333	1	5	.200	2	1	3	0.4	11	0	0	1	0	10	1.4
2023-24	12	4	103	8.6	8	21	.381	0	5	.000	0	0	.000	7	7	14	1.2	10	2	2	2	1	16	1.3
2025-26	0	0	0	0.0	0	0	.000	0	0	.000	0	0	.000	0	0	0	0.0	0	0	0.0	0	0	0	0.0
TOTAL	19	5	154	8.1	12	28	.429	1	8	.125	1	5	.200	9	8	17	0.9	21	2	2	3	1	26	1.4

23 JJ MANDAQUIT

FR » G » 6-1 » HILO, HAWAII » UTAH PREP



GAME HIGHS

Minutes	
Season	...31, at Washington State (11/14/25)
Career	...31, at Washington State (11/14/25)
Points	
Season	...15, vs. Michigan (1/14/26)
Career	...15, vs. Michigan (1/14/26)
Field Goals Made	
Season	...5, 2x, MR vs. Michigan (1/14/26)
Career	...5, 2x, MR vs. Michigan (1/14/26)
Field Goals Attempted	
Season	...9, vs. Denver (11/6/25)
Career	...9, vs. Denver (11/6/25)
3-Point Field Goals Made	
Season	...3, 2x, MR vs. Michigan (1/14/26)
Career	...3, 2x, MR vs. Michigan (1/14/26)
3-Point Field Goals Attempted	
Season	...4, 2x, MR vs. Michigan (1/14/26)
Career	...4, 2x, MR vs. Michigan (1/14/26)
Free Throws Made	
Season	...4, vs. Nevada (11/27/25)
Career	...4, vs. Nevada (11/27/25)
Free Throws Attempted	
Season	...2, 2x, MR at Washington State (11/14/25)
Career	...2, 2x, MR at Washington State (11/14/25)
Rebounds	
Season	...6, vs. Southern (11/18/25)
Career	...6, vs. Southern (11/18/25)
Assists	
Season	...8, vs. UAPB (11/3/25)
Career	...8, vs. UAPB (11/3/25)
Blocks	
Season	...1, 2x, MR vs. Utah (12/29/25)
Career	...1, 2x, MR vs. Utah (12/29/25)
Steals	
Season	...2, 4x, MR at Northwestern (1/31/26)
Career	...2, 4x, MR at Northwestern (1/31/26)

MISC. STATS » 2025-26	
Games with 10+ points	4
Games with 20+ points	0
Games with 10+ rebounds	0
Games with 3+ assists	12
Games with 5+ assists	6
Games with 2+ steals	4
Games with 2+ blocks	0
Double-Doubles	0
Games led UW in points	1
Games led UW in rebounds	0
Games led UW in assists	8
Games led UW in steals	0
Games led UW in blocks	0

MISC. STATS » CAREER	
Games with 10+ points	4
Games with 20+ points	0
Games with 10+ rebounds	0
Games with 3+ assists	12
Games with 5+ assists	6
Games with 2+ steals	4
Games with 2+ blocks	0
Double-Doubles	0
Games led UW in points	1
Games led UW in rebounds	0
Games led UW in assists	8
Games led UW in steals	0
Games led UW in blocks	0

GAME-BY-GAME STATISTICS

Date	Opponent	GS	Min.	FG	A	Pct.	3FG	A	Pct.	FT	A	PCT.	OR	DR	TR	PF	A	TO	B	S	Pts.
11/3	UAPB	*	28	1	6	.167	0	3	.000	2	2	1.000	1	3	4	2	8	3	0	0	4
11/6	Denver	*	26	5	9	.556	1	3	.333	0	0	.000	0	2	2	0	7	3	1	2	11
11/9	Baylor	*	22	4	7	.571	1	2	.500	1	2	.500	1	2	3	3	2	5	0	2	10
11/14	Washington State	*	31	2	5	.400	0	2	.000	2	2	1.000	0	3	3	4	3	0	0	0	6
11/18	Southern	*	42	3	8	.375	0	1	.000	2	5	.400	0	6	6	4	3	0	0	0	8
11/27	Nevada		22	0	1	.000	0	0	.000	4	4	1.000	0	5	5	3	6	2	0	0	4
11/28	Colorado		32	3	7	.429	1	2	.500	1	1	1.000	1	1	2	1	6	0	0	1	8
12/3	UCLA		7	0	1	.000	0	1	.000	0	0	.000	0	0	0	2	0	0	0	0	0
12/6	USC		5	0	0	.000	0	0	.000	2	2	1.000	0	1	1	3	1	1	0	0	2
12/13	Southern Utah		18	4	6	.667	3	4	.750	0	0	.000	0	1	1	2	5	0	0	0	11
12/19	Seattle U		10	0	2	.000	0	2	.000	0	0	.000	1	2	3	3	0	1	0	0	0
12/22	San Diego		24	3	6	.500	0	2	.000	3	4	.750	0	2	2	2	4	2	0	2	9
12/29	Utah		17	0	0	.000	0	0	.000	0	0	.000	0	2	2	1	1	1	1	1	0
1/4	Indiana		14	0	3	.000	0	2	.000	0	0	.000	1	1	2	4	2	1	0	0	0
1/7	Purdue		13	1	5	.200	0	2	.000	0	0	.000	0	1	1	2	4	1	0	0	2
1/11	Ohio State		16	0	0	.000	0	0	.000	1	4	.250	0	2	2	0	5	1	0	0	1
1/14	Michigan		21	5	8	.625	3	4	.750	2	2	1.000	0	4	4	2	2	1	0	1	15
1/17	Michigan State		16	1	2	.500	0	1	.000	1	2	.500	0	1	1	2	3	2	0	0	3
1/21	Nebraska		20	3	6	.500	0	1	.000	0	0	.000	0	2	2	2	2	0	0	0	6
1/25	Oregon	*	18	2	3	.667	1	2	.500	0	0	.000	0	1	1	1	3	2	0	1	5
1/29	Illinois		20	4	7	.571	1	4	.250	0	0	.000	0	0	0	1	2	1	0	0	9
1/31	Northwestern		9	0	2	.000	0	1	.000	0	0	.000	0	0	0	1	1	0	0	2	0
2/4	Iowa		--	--	--	--	--	--	--	--	--	--	--	--	--	--	--	--	--	--	--
2/7	UCLA																				
2/11	Penn State																				
2/14	Minnesota																				
2/21	Maryland																				
2/24	Rutgers																				
2/28	Wisconsin																				
3/4	USC																				
3/7	Oregon																				

MANDAQUIT'S CAREER STATISTICS

Year	GP	GS	Min.	Avg.	FG	FGA	Pct.	3FG	3FGA	Pct.	FT	FTA	PCT.	OR	DR	TR	Avg.	PF	A	TO	Blk.	Stl.	Pts.	Avg.
2025-26	22	6	431	19.6	41	94	.436	11	39	.282	21	30	.700	5	42	47	2.1	45	70	27	2	12	114	5.2
TOTAL	22	6	431	19.6	41	94	.436	11	39	.282	21	30	.700	5	42	47	2.1	45	70	27	2	12	114	5.2

24 LATHAN SOMMERVILLE

SO » C » 6-10 » PEORIA, ILL. » RICHWOODS HS » RUTGERS



GAME HIGHS

Minutes

Season 26, at Baylor (11/9/25)
Career 30, 2x, MR vs. USC (3/12/25)

Points

Season 11, vs. Denver (11/6/25)
Career 17, at Michigan (2/27/25)

Field Goals Made

Season 5, vs. Denver (11/6/25)
Career 6, 2x, MR vs. USC (3/12/25)

Field Goals Attempted

Season ... 6, 2x, MR vs. Southern Utah (12/13/25)
Career 8, 5x, MR at Oregon (2/16/25)

3-Point Field Goals Made

Season 1, vs. Southern Utah (12/13/25)
Career ... 1, 2x, MR vs. Southern Utah (12/13/25)

3-Point Field Goals Attempted

Season 2, vs. Southern Utah (12/13/25)
Career ... 2, 2x, MR vs. Southern Utah (12/13/25)

Free Throws Made

Season 7, vs. UAPB (11/3/25)
Career 8, at Penn State (1/20/25)

Free Throws Attempted

Season 8, vs. UAPB (11/3/25)
Career 8, 2x, MR vs. UAPB (11/3/25)

Rebounds

Season 8, vs. Nevada (11/27/25)
Career 9, 3x, MR at Maryland (2/9/25)

Assists

Season 1, vs. Southern (11/18/25)
Career 4, vs. Penn State (12/10/24)

Blocks

Season 2 vs. Southern (11/18/25)
Career 3, 2x, MR at Oregon (2/16/25)

Steals

Season 1, vs. Denver (11/6/25)
Career 3, vs. Michigan (2/1/25)

MISC. STATS » 2025-26

Games with 10+ points	2
Games with 20+ points.....	0
Games with 10+ rebounds.....	0
Games with 3+ assists.....	0
Games with 5+ assists.....	0
Games with 2+ steals.....	0
Games with 2+ blocks.....	1
Double-Doubles.....	0
Games led UW in points.....	0
Games led UW in rebounds	1
Games led UW in assists	0
Games led UW in steals	0
Games led UW in blocks	0

MISC. STATS » CAREER

Games with 10+ points	12
Games with 20+ points.....	0
Games with 10+ rebounds.....	0
Games with 3+ assists.....	1
Games with 5+ assists.....	0
Games with 2+ steals.....	2
Games with 2+ blocks.....	6
Double-Doubles.....	0
Games led UW in points.....	0
Games led UW in rebounds	1
Games led UW in assists	0
Games led UW in steals	0
Games led UW in blocks	0

GAME-BY-GAME STATISTICS

Date	Opponent	GS	Min.	FG	A	Pct.	3FG	A	Pct.	FT	A	PCT.	OR	DR	TR	PF	A	TO	B	S	Pts.
11/3	UAPB		20	1	5	.200	0	1	.000	7	8	.875	1	4	5	3	0	1	1	0	9
11/6	Denver		19	5	5	1.000	0	0	.000	1	1	1.000	2	0	2	3	0	1	0	1	11
11/9	Baylor	*	26	3	5	.600	0	1	.000	1	2	.500	1	1	2	4	0	0	1	0	7
11/14	Washington State		12	0	0	.000	0	0	.000	1	2	.500	0	0	0	4	0	1	0	0	1
11/18	Southern		17	3	5	.600	0	0	.000	4	8	.500	2	4	6	1	1	1	2	0	10
11/27	Nevada		12	0	6	.000	0	0	.000	1	4	.250	2	6	8	1	1	0	0	0	1
11/28	Colorado		16	1	3	.333	0	0	.000	2	2	1.000	0	5	5	4	0	0	1	0	4
12/3	UCLA		10	0	1	.000	0	0	.000	0	0	.000	2	0	2	1	0	1	0	0	0
12/6	USC		9	0	2	.000	0	0	.000	0	0	.000	0	3	3	3	0	1	0	0	0
12/13	Southern Utah		15	3	6	.500	1	2	.500	0	0	.000	1	3	4	1	0	0	0	0	7
12/19	Seattle U		4	0	2	.000	0	0	.000	0	0	.000	1	1	2	3	0	2	0	1	0
12/22	San Diego		--	--	--	--	--	--	--	--	--	--	--	--	--	--	--	--	--	--	--
12/29	Utah		--	--	--	--	--	--	--	--	--	--	--	--	--	--	--	--	--	--	--
1/4	Indiana		--	--	--	--	--	--	--	--	--	--	--	--	--	--	--	--	--	--	--
1/7	Purdue		--	--	--	--	--	--	--	--	--	--	--	--	--	--	--	--	--	--	--
1/11	Ohio State		--	--	--	--	--	--	--	--	--	--	--	--	--	--	--	--	--	--	--
1/14	Michigan		--	--	--	--	--	--	--	--	--	--	--	--	--	--	--	--	--	--	--
1/17	Michigan State		--	--	--	--	--	--	--	--	--	--	--	--	--	--	--	--	--	--	--
1/21	Nebraska		--	--	--	--	--	--	--	--	--	--	--	--	--	--	--	--	--	--	--
1/25	Oregon		--	--	--	--	--	--	--	--	--	--	--	--	--	--	--	--	--	--	--
1/29	Illinois		2	0	0	.000	0	0	.000	0	0	.000	0	0	0	1	0	0	0	0	0
1/31	Northwestern		--	--	--	--	--	--	--	--	--	--	--	--	--	--	--	--	--	--	--
2/4	Iowa		--	--	--	--	--	--	--	--	--	--	--	--	--	--	--	--	--	--	--
2/7	UCLA																				
2/11	Penn State																				
2/14	Minnesota																				
2/21	Maryland																				
2/24	Rutgers																				
2/28	Wisconsin																				
3/4	USC																				
3/7	Oregon																				

SOMMERVILLE'S CAREER STATISTICS

Year	GP	GS	Min.	Avg.	FG	FGA	Pct.	3FG	3FGA	Pct.	FT	FTA	PCT.	OR	DR	TR	Avg.	PF	A	TO	Blk.	Stl.	Pts.	Avg.
2024-25	32	15	670	20.9	89	176	.506	1	9	.111	82	95	.863	41	90	131	4.1	80	19	36	18	13	261	8.2
2025-26	12	1	163	13.6	16	40	.400	1	4	.250	17	27	.630	12	27	39	3.3	29	2	8	5	2	50	4.2
TOTAL	44	16	833	18.9	105	216	.486	2	13	.154	99	122	.811	53	117	170	3.9	108	21	44	23	15	311	7.1

30 COURTLAND MULDREW

FR » G » 6-3 » ARLINGTON, TEXAS » HAR BER HS



GAME HIGHS

Minutes	
Season	26, at Nebraska (1/21/26)
Career	26, at Nebraska (1/21/26)
Points	
Season	5, at Nebraska (1/21/26)
Career	5, at Nebraska (1/21/26)
Field Goals Made	
Season	2, at Nebraska (1/21/26)
Career	2, at Nebraska (1/21/26)
Field Goals Attempted	
Season	5, at Nebraska (1/21/26)
Career	5, at Nebraska (1/21/26)
3-Point Field Goals Made	
Season	1, vs. Ohio State (1/11/26)
Career	1, vs. Ohio State (1/11/26)
3-Point Field Goals Attempted	
Season	2, at Nebraska (1/21/26)
Career	2, at Nebraska (1/21/26)
Free Throws Made	
Season	1, at Nebraska (1/21/26)
Career	1, at Nebraska (1/21/26)
Free Throws Attempted	
Season	2, 2x, MR at Nebraska (1/21/26)
Career	2, 2x, MR at Nebraska (1/21/26)
Rebounds	
Season	4, at Nebraska (1/21/26)
Career	4, at Nebraska (1/21/26)
Assists	
Season	3, at Nebraska (1/21/26)
Career	3, at Nebraska (1/21/26)
Blocks	
Season	1, at Nebraska (1/21/26)
Career	1, at Nebraska (1/21/26)
Steals	
Season	
Career	

MISC. STATS » 2025-26	
Games with 10+ points	0
Games with 20+ points	0
Games with 10+ rebounds	0
Games with 3+ assists	1
Games with 5+ assists	0
Games with 2+ steals	0
Games with 2+ blocks	0
Double-Doubles	0
Games led UW in points	0
Games led UW in rebounds	0
Games led UW in assists	0
Games led UW in steals	0
Games led UW in blocks	1

MISC. STATS » CAREER	
Games with 10+ points	0
Games with 20+ points	0
Games with 10+ rebounds	0
Games with 3+ assists	1
Games with 5+ assists	0
Games with 2+ steals	0
Games with 2+ blocks	0
Double-Doubles	0
Games led UW in points	0
Games led UW in rebounds	0
Games led UW in assists	0
Games led UW in steals	0
Games led UW in blocks	1

GAME-BY-GAME STATISTICS

Date	Opponent	GS	Min.	FG	A	Pct.	3FG	A	Pct.	FT	A	PCT.	OR	DR	TR	PF	A	TO	B	S	Pts.
11/3	UAPB		--	--	--	--	--	--	--	--	--	--	--	--	--	--	--	--	--	--	--
11/6	Denver		--	--	--	--	--	--	--	--	--	--	--	--	--	--	--	--	--	--	--
11/9	Baylor		--	--	--	--	--	--	--	--	--	--	--	--	--	--	--	--	--	--	--
11/14	Washington State		--	--	--	--	--	--	--	--	--	--	--	--	--	--	--	--	--	--	--
11/18	Southern	3	0	0	.000	0	0	.000	0	0	.000	0	0	0	2	0	0	0	0	0	0
11/27	Nevada		--	--	--	--	--	--	--	--	--	--	--	--	--	--	--	--	--	--	--
11/28	Colorado		--	--	--	--	--	--	--	--	--	--	--	--	--	--	--	--	--	--	--
12/3	UCLA		--	--	--	--	--	--	--	--	--	--	--	--	--	--	--	--	--	--	--
12/6	USC	2	0	1	.000	0	1	.000	0	0	.000	0	0	0	1	0	0	0	0	0	0
12/13	Southern Utah	12	1	4	.250	0	1	.000	0	1	.000	0	2	2	1	2	0	0	0	0	2
12/19	Seattle U		--	--	--	--	--	--	--	--	--	--	--	--	--	--	--	--	--	--	--
12/22	San Diego	7	1	3	.333	0	0	.000	0	2	.000	0	0	0	2	0	0	0	0	0	2
12/29	Utah		--	--	--	--	--	--	--	--	--	--	--	--	--	--	--	--	--	--	--
1/4	Indiana	0	0	1	.000	0	0	.000	0	0	.000	0	0	0	0	0	0	0	0	0	0
1/7	Purdue	8	0	3	.000	0	1	.000	0	0	.000	0	1	1	0	0	0	0	0	0	0
1/11	Ohio State	9	1	1	1.000	1	1	1.000	0	0	.000	0	0	0	2	1	0	0	0	3	
1/14	Michigan		--	--	--	--	--	--	--	--	--	--	--	--	--	--	--	--	--	--	--
1/17	Michigan State		--	--	--	--	--	--	--	--	--	--	--	--	--	--	--	--	--	--	--
1/21	Nebraska	26	2	5	.400	0	2	.000	1	2	.500	0	4	4	1	3	0	1	0	5	
1/25	Oregon	2	0	0	.000	0	0	.000	0	0	.000	0	0	0	1	0	0	0	0	0	0
1/29	Illinois	3	0	1	.000	0	1	.000	0	0	.000	0	1	1	1	0	1	0	0	0	0
1/31	Northwestern		--	--	--	--	--	--	--	--	--	--	--	--	--	--	--	--	--	--	--
2/4	Iowa	6	0	0	.000	0	0	.000	0	0	.000	0	0	0	3	0	0	0	0	0	0
2/7	UCLA																				
2/11	Penn State																				
2/14	Minnesota																				
2/21	Maryland																				
2/24	Rutgers																				
2/28	Wisconsin																				
3/4	USC																				
3/7	Oregon																				

MULDREW'S CAREER STATISTICS

Year	GP	GS	Min.	Avg.	FG	FGA	Pct.	3FG	3FGA	Pct.	FT	FTA	PCT.	OR	DR	TR	Avg.	PF	A	TO	Blk.	Stl.	Pts.	Avg.
2025-26	11	0	77	7.0	5	19	.263	1	7	.143	1	5	.200	0	8	8	0.8	14	6	1	1	0	12	1.2
TOTAL	11	0	77	7.0	5	19	.263	1	7	.143	1	5	.200	0	8	8	0.8	14	6	1	1	0	12	1.2

33 NIKOLA DZEPINA

FR » F » 6-10 » BELGRADE, SERBIA » VALENCIA BASKET



GAME HIGHS

Minutes

Season 20, vs. San Diego (12/22/25)
Career 20, vs. San Diego (12/22/25)

Points

Season 7, vs. San Diego (12/22/25)
Career 7, vs. San Diego (12/22/25)

Field Goals Made

Season ... 2, 2x, MR vs. San Diego (12/22/25)
Career ... 2, 2x, MR vs. San Diego (12/22/25)

Field Goals Attempted

Season 7, vs. San Diego (12/22/25)
Career 7, vs. San Diego (12/22/25)

3-Point Field Goals Made

Season ... 1, 2x, MR vs. San Diego (12/22/25)
Career ... 1, 2x, MR vs. San Diego (12/22/25)

3-Point Field Goals Attempted

Season 5, 2x, MR at Purdue (1/7/26)
Career 5, 2x, MR at Purdue (1/7/26)

Free Throws Made

Season 2, vs. San Diego (12/22/25)
Career 2, vs. San Diego (12/22/25)

Free Throws Attempted

Season 2, vs. San Diego (12/22/25)
Career 2, vs. San Diego (12/22/25)

Rebounds

Season 8, vs. San Diego (12/22/25)
Career 8, vs. San Diego (12/22/25)

Assists

Season 2, 2x, MR at Purdue (1/7/26)
Career 2, 2x, MR at Purdue (1/7/26)

Blocks

Season 3, vs. Ohio State (1/11/26)
Career 3, vs. Ohio State (1/11/26)

Steals

Season
Career

MISC. STATS » 2025-26

Games with 10+ points	0
Games with 20+ points.....	0
Games with 10+ rebounds.....	0
Games with 3+ assists.....	0
Games with 5+ assists.....	0
Games with 2+ steals.....	0
Games with 2+ blocks.....	0
Double-Doubles.....	0
Games led UW in points.....	0
Games led UW in rebounds	0
Games led UW in assists	0
Games led UW in steals	0
Games led UW in blocks	0

MISC. STATS » CAREER

Games with 10+ points	0
Games with 20+ points.....	0
Games with 10+ rebounds.....	0
Games with 3+ assists.....	0
Games with 5+ assists.....	0
Games with 2+ steals.....	0
Games with 2+ blocks.....	0
Double-Doubles.....	0
Games led UW in points.....	0
Games led UW in rebounds	0
Games led UW in assists	0
Games led UW in steals	0
Games led UW in blocks	0

GAME-BY-GAME STATISTICS

Date	Opponent	GS	Min.	FG	A	Pct.	3FG	A	Pct.	FT	A	PCT.	OR	DR	TR	PF	A	TO	B	S	Pts.
11/3	UAPB		--	--	--	--	--	--	--	--	--	--	--	--	--	--	--	--	--	--	--
11/6	Denver		--	--	--	--	--	--	--	--	--	--	--	--	--	--	--	--	--	--	--
11/9	Baylor		--	--	--	--	--	--	--	--	--	--	--	--	--	--	--	--	--	--	--
11/14	Washington State		--	--	--	--	--	--	--	--	--	--	--	--	--	--	--	--	--	--	--
11/18	Southern		--	--	--	--	--	--	--	--	--	--	--	--	--	--	--	--	--	--	--
11/27	Nevada		--	--	--	--	--	--	--	--	--	--	--	--	--	--	--	--	--	--	--
11/28	Colorado		--	--	--	--	--	--	--	--	--	--	--	--	--	--	--	--	--	--	--
12/3	UCLA		--	--	--	--	--	--	--	--	--	--	--	--	--	--	--	--	--	--	--
12/6	USC		--	--	--	--	--	--	--	--	--	--	--	--	--	--	--	--	--	--	--
12/13	Southern Utah	5	2	3	.667	1	2	.500	0	0	.000	0	0	0	0	0	0	0	1	0	5
12/19	Seattle U		--	--	--	--	--	--	--	--	--	--	--	--	--	--	--	--	--	--	--
12/22	San Diego	20	2	7	.286	1	5	.200	2	2	1.000	2	6	8	3	2	0	1	0	7	
12/29	Utah	4	0	1	.000	0	1	.000	0	0	.000	0	1	1	1	0	0	0	0	0	
1/4	Indiana		--	--	--	--	--	--	--	--	--	--	--	--	--	--	--	--	--	--	--
1/7	Purdue	10	0	5	.000	0	5	.000	0	0	.000	1	0	1	1	2	0	0	0	0	
1/11	Ohio State	11	1	3	.333	1	2	.500	0	0	.000	0	0	0	0	0	0	3	0	3	
1/14	Michigan	3	0	1	.000	0	1	.000	0	0	.000	0	0	0	0	0	0	0	0	0	
1/17	Michigan State		--	--	--	--	--	--	--	--	--	--	--	--	--	--	--	--	--	--	--
1/21	Nebraska	1	1	1	1.000	0	0	.000	0	0	.000	0	0	0	0	0	0	0	0	2	
1/25	Oregon		--	--	--	--	--	--	--	--	--	--	--	--	--	--	--	--	--	--	--
1/29	Illinois		--	--	--	--	--	--	--	--	--	--	--	--	--	--	--	--	--	--	--
1/31	Northwestern		--	--	--	--	--	--	--	--	--	--	--	--	--	--	--	--	--	--	--
2/4	Iowa		--	--	--	--	--	--	--	--	--	--	--	--	--	--	--	--	--	--	--
2/7	UCLA		--	--	--	--	--	--	--	--	--	--	--	--	--	--	--	--	--	--	--
2/11	Penn State		--	--	--	--	--	--	--	--	--	--	--	--	--	--	--	--	--	--	--
2/14	Minnesota		--	--	--	--	--	--	--	--	--	--	--	--	--	--	--	--	--	--	--
2/21	Maryland		--	--	--	--	--	--	--	--	--	--	--	--	--	--	--	--	--	--	--
2/24	Rutgers		--	--	--	--	--	--	--	--	--	--	--	--	--	--	--	--	--	--	--
2/28	Wisconsin		--	--	--	--	--	--	--	--	--	--	--	--	--	--	--	--	--	--	--
3/4	USC		--	--	--	--	--	--	--	--	--	--	--	--	--	--	--	--	--	--	--
3/7	Oregon		--	--	--	--	--	--	--	--	--	--	--	--	--	--	--	--	--	--	--

DZEPINIA'S CAREER STATISTICS

Year	GP	GS	Min.	Avg.	FG	FGA	Pct.	3FG	3FGA	Pct.	FT	FTA	PCT.	OR	DR	TR	Avg.	PF	A	TO	Blk.	Stl.	Pts.	Avg.
2025-26	7	0	54	7.7	6	21	.286	3	16	.188	2	2	1.000	3	7	10	1.4	5	4	0	5	0	17	2.4
TOTAL	7	0	54	7.7	6	21	.286	3	16	.188	2	2	1.000	3	7	10	1.4	5	4	0	5	0	17	2.4

41 JACOB OGNACEVIC

6TH » F » 6-8 » SHEBOYGAN, WISC. » SHEBOYGAN LUTHERAN HS » VALPARAISO » LIPSCOMB



GAME HIGHS

Minutes	
Season	16, vs. Michigan (1/14/26)
Career	42, vs. Queens (3/6/25)
Points	
Season	12, vs. Oregon (1/25/26)
Career	35, vs. Tennessee Wesleyan (12/29/21)
Field Goals Made	
Season	4, vs. Oregon (1/25/26)
Career	12, 3x, MR vs. Stetson (2/13/25)
Field Goals Attempted	
Season	5, 3x, MR at Illinois (1/29/26)
Career	18, 3x, MR at Middle Tenn. (12/19/24)
3-Point Field Goals Made	
Season	4, vs. Oregon (1/25/26)
Career	5, 3x, MR at Florida State (12/25/21)
3-Point Field Goals Attempted	
Season	5, vs. Oregon (1/25/26)
Career	8, vs. Belmont (11/12/24)
Free Throws Made	
Season	2, vs. Michigan (1/14/26)
Career	17, vs. Birmingham Southern (11/9/21)
Free Throws Attempted	
Season	2, vs. Michigan (1/14/26)
Career	18, 3x, MR at Middle Tenn. (12/19/24)
Rebounds	
Season	3, vs. Michigan (1/14/26)
Career	16, at Bellarmine (1/16/25)
Assists	
Season	1, vs. Michigan (1/14/26)
Career	5, at Austin Peay (2/24/25)
Blocks	
Season	
Career	4, at Middle Tenn. (12/19/24)
Steals	
Season	1, 3x, MR vs. Oregon (1/25/26)
Career	2, 2x, MR at West Georgia (2/5/25)

MISC. STATS » 2025-26		MISC. STATS » CAREER	
Games with 10+ points	2	Games with 10+ points	86
Games with 20+ points	0	Games with 20+ points	42
Games with 10+ rebounds	0	Games with 10+ rebounds	12
Games with 3+ assists	0	Games with 3+ assists	6
Games with 5+ assists	0	Games with 5+ assists	1
Games with 2+ steals	0	Games with 2+ steals	2
Games with 2+ blocks	0	Games with 2+ blocks	7
Double-Doubles	0	Double-Doubles	10
Games led UW in points	1	Games led UW in points	1
Games led UW in rebounds	0	Games led UW in rebounds	0
Games led UW in assists	0	Games led UW in assists	0
Games led UW in steals	0	Games led UW in steals	0
Games led UW in blocks	0	Games led UW in blocks	0

GAME-BY-GAME STATISTICS

Date	Opponent	GS	Min.	FG	A	Pct.	3FG	A	Pct.	FT	A	PCT.	OR	DR	TR	PF	A	TO	B	S	Pts.
11/3	UAPB		--	--	--	--	--	--	--	--	--	--	--	--	--	--	--	--	--	--	--
11/6	Denver		--	--	--	--	--	--	--	--	--	--	--	--	--	--	--	--	--	--	--
11/9	Baylor		--	--	--	--	--	--	--	--	--	--	--	--	--	--	--	--	--	--	--
11/14	Washington State		--	--	--	--	--	--	--	--	--	--	--	--	--	--	--	--	--	--	--
11/18	Southern		--	--	--	--	--	--	--	--	--	--	--	--	--	--	--	--	--	--	--
11/27	Nevada		--	--	--	--	--	--	--	--	--	--	--	--	--	--	--	--	--	--	--
11/28	Colorado		--	--	--	--	--	--	--	--	--	--	--	--	--	--	--	--	--	--	--
12/3	UCLA		--	--	--	--	--	--	--	--	--	--	--	--	--	--	--	--	--	--	--
12/6	USC		--	--	--	--	--	--	--	--	--	--	--	--	--	--	--	--	--	--	--
12/13	Southern Utah		--	--	--	--	--	--	--	--	--	--	--	--	--	--	--	--	--	--	--
12/19	Seattle U		--	--	--	--	--	--	--	--	--	--	--	--	--	--	--	--	--	--	--
12/22	San Diego		--	--	--	--	--	--	--	--	--	--	--	--	--	--	--	--	--	--	--
12/29	Utah		--	--	--	--	--	--	--	--	--	--	--	--	--	--	--	--	--	--	--
1/4	Indiana		--	--	--	--	--	--	--	--	--	--	--	--	--	--	--	--	--	--	--
1/7	Purdue		--	--	--	--	--	--	--	--	--	--	--	--	--	--	--	--	--	--	--
1/11	Ohio State		--	--	--	--	--	--	--	--	--	--	--	--	--	--	--	--	--	--	--
1/14	Michigan		16	3	5	.600	2	4	.500	2	2	1.000	3	0	3	1	1	1	0	1	10
1/17	Michigan State		13	0	1	.000	0	1	.000	0	0	.000	0	0	0	2	0	0	0	0	0
1/21	Nebraska	*	20	2	4	.500	1	2	.500	0	0	.000	2	0	2	3	0	0	0	1	5
1/25	Oregon		24	4	5	.800	4	5	.800	0	0	.000	1	1	2	3	1	0	0	1	12
1/29	Illinois		20	1	5	.200	0	2	.000	0	0	.000	1	1	2	2	0	1	0	0	2
1/31	Northwestern		13	2	4	.500	0	2	.000	0	1	.000	0	0	0	1	0	0	0	0	4
2/4	Iowa		10	0	0	.000	0	0	.000	0	0	.000	0	0	0	1	0	1	0	0	0
2/7	UCLA																				
2/11	Penn State																				
2/14	Minnesota																				
2/21	Maryland																				
2/24	Rutgers																				
2/28	Wisconsin																				
3/4	USC																				
3/7	Oregon																				

OGNACEVIC'S CAREER STATISTICS

Year	GP	GS	Min.	Avg.	FG	FGA	Pct.	3FG	3FGA	Pct.	FT	FTA	PCT.	OR	DR	TR	Avg.	PF	A	TO	Blk.	Stl.	Pts.	Avg.
2020-21	28	0	365	13.0	61	112	.545	30	58	.517	23	34	.676	18	37	55	2.0	25	5	14	4	4	175	6.3
2021-22	32	9	610	19.1	120	219	.548	29	63	.460	88	116	.759	45	84	129	4.0	25	10	33	12	6	357	11.2
2022-23	33	26	879	26.6	221	364	.607	26	88	.295	115	135	.852	47	99	146	4.4	41	19	44	9	7	583	17.7
2023-24	0	0	0	0.0	0	0	.000	0	0	.000	0	0	.000	0	0	0	0.0	0	0	0.0	0	0	0	0.0
2024-25	35	35	1181	33.7	242	421	.575	49	122	.402	168	210	.800	62	217	279	8.0	51	48	64	14	10	702	20.0
2025-26	7	1	116	16.5	12	24	.500	7	16	.438	2	3	.667	7	2	9	1.5	13	2	3	3	3	33	5.5
TOTAL	1135	71	3150	23.3	656	1140	.575	141	347	.406	396	498	.795	179	439	618	4.6	155	84	158	39	30	1849	13.8

2025-26 OVERALL STATISTICS

Game Records

Record	Overall	Home	Away	Neutral
ALL GAMES	12-11	8-4	3-6	1-1
CONFERENCE	4-8	2-4	2-4	0-0
NON-CONFERENCE	8-3	6-0	1-2	1-1

Score by Periods

Team	1st	2nd	OT	TOT
Washington	813	953	30	1796
Opponents	806	856	24	1686

Team Box Score

No.	Player				Total		3-Point		F-Throw		Rebounds											
		GP-GS	MIN	AVG	FG-FGA	FG%	3FG-3FGA	3FG%	FT-FTA	FT%	OFF	DEF	TOT	AVG	PF	DQ	A	TO	BLK	STL	PTS	AVG
6	STEINBACH, Hannes	20-20	666:43	33.3	130-242	.537	13-37	.351	82-107	.766	86	143	229	11.5	45	0	32	35	21	20	355	17.8
5	DIALLO, Zoom	23-19	645:49	28.1	130-261	.498	17-52	.327	74-84	.881	16	66	82	3.6	67	4	100	60	0	17	351	15.3
9	YATES III, Wesley	17-15	497:23	29.3	72-177	.407	37-97	.381	46-60	.767	14	41	55	3.2	36	0	19	29	5	24	227	13.4
1	CLAUDE, Desmond	12-9	331:58	27.7	55-129	.426	9-30	.300	41-47	.872	7	22	29	2.4	18	0	23	21	1	5	160	13.3
0	PETERSON, Quimari	23-12	686:19	29.8	70-186	.376	45-139	.324	18-22	.818	13	50	63	2.7	37	0	45	21	4	29	203	8.8
11	KEPNANG, Franck	23-21	527:43	22.9	58-114	.509	0-0	.000	29-41	.707	63	90	153	6.7	58	2	6	22	54	13	145	6.3
8	TUCKER, Bryson	17-11	382:44	22.5	44-102	.431	11-41	.268	6-10	.600	20	49	69	4.1	15	0	10	9	2	7	105	6.2
23	MANDAQUIT, JJ	22-6	431:28	19.6	41-94	.436	11-39	.282	21-30	.700	5	42	47	2.1	45	0	70	27	2	12	114	5.2
41	OGNACEVIC, Jacob	7-1	115:31	16.5	12-24	.500	7-16	.438	2-3	.667	7	2	9	1.3	13	0	2	3	0	3	33	4.7
24	SOMMERVILLE, Lathan	12-1	163:13	13.6	16-40	.400	1-4	.250	17-27	.630	12	27	39	3.3	29	0	2	8	5	2	50	4.2
4	RENCER, Jasir	8-0	66:21	8.3	6-12	.500	1-5	.200	11-13	.846	4	10	14	1.8	15	1	1	1	2	0	24	3.0
33	DZEPINA, Nikola	7-0	54:13	7.7	6-21	.286	3-16	.188	2-2	1.000	3	7	10	1.4	5	0	4	0	5	0	17	2.4
30	MULDREW, Courtland	11-0	77:26	7.0	5-19	.263	1-7	.143	1-5	.200	0	8	8	0.7	14	0	6	1	1	0	12	1.1
3	ROY JR, Brandon	2-0	03:10	1.6	0-1	.000	0-1	.000	0-0	.000	0	0	0	0.0	0	0	0	0	0	0	0	0.0
Team											32	34	66					8				
Total		23	4650		645-1422	.454	156-484	.322	350-451	.776	282	591	873	38.0	397	7	320	245	102	132	1796	78.1
Opponents		23	4650		601-1375	.437	167-519	.322	317-443	.716	235	518	753	32.7	391	4	294	233	88	122	1686	73.3

Team Statistics

	UW	OPP
Scoring	1796	1686
Points per game	78.1	73.3
Scoring margin	+4.8	-
Field goals-att	645-1422	601-1375
Field goal pct	.454	.437
3 point fg-att	156-484	167-519
3-point FG pct	.322	.322
3-pt FG made per game	6.8	7.3
Free throws-att	350-451	317-443
Free throw pct	.776	.716
F-Throws made per game	15.2	13.8
Rebounds	873	753
Rebounds per game	38.0	32.7
Rebounding margin	+5.2	-
Assists	320	294
Assists per game	13.9	12.8
Turnovers	245	233
Turnovers per game	10.7	10.1
Turnover margin	-0.5	-
Assist/turnover ratio	1.3	1.3
Steals	132	122
Steals per game	5.7	5.3
Blocks	102	88
Blocks per game	4.4	3.8
Winning streak	0	-
Home win streak	0	-
Attendance	83754	85101
Home games-Avg/Game	12-6980	9-9456
Neutral site-Avg/Game	-	2-3890

Team Results

Date	Opponent		Score	Att.
11/03/2025	Ark.-Pine Bluff	W	94-50	5577
11/06/2025	Denver	W	84-70	5134
11/09/2025	at Baylor	L	69-78	6542
11/14/2025	at Washington St.	W	81-69	5320
11/18/2025	Southern U.	Wot2	99-93	5564
11/27/2025	vs Nevada	W	83-66	3562
11/28/2025	vs Colorado	L	68-81	4217
12/03/2025	UCLA	L	80-82	6700
12/06/2025	at Southern California	W	84-76	5338
12/13/2025	Southern Utah	W	105-69	5516
12/19/2025	at Seattle U	L	66-70	4299
12/22/2025	San Diego	W	86-56	7953
12/29/2025	Utah	W	74-65	7721
01/04/2026	at Indiana	L	80-90	12392
01/07/2026	at Purdue	L	73-81	14876
01/11/2026	Ohio St.	W	81-74	8163
01/14/2026	Michigan	L	72-82	9294
01/17/2026	Michigan St.	L	63-80	7882
01/21/2026	at Nebraska	L	66-76	15203
01/25/2026	Oregon	W	72-57	7346
01/29/2026	at Illinois	L	66-75	15544
01/31/2026	at Northwestern	W	76-62	5587
02/04/2026	Iowa	L	74-84	6904

2025-26 BIG TEN ONLY STATISTICS

Game Records

Record	Overall	Home	Away	Neutral
ALL GAMES	4-8	2-4	2-4	0-0
CONFERENCE	4-8	2-4	2-4	0-0
NON-CONFERENCE	0-0	0-0	0-0	0-0

Score by Periods

Team	1st	2nd	OT	TOT
Washington	402	485	0	887
Opponents	458	461	0	919

Team Box Score

No.	Player				Total		3-Point		F-Throw		Rebounds													
		GP-GS	MIN	AVG	FG-FGA	FG%	3FG-3FGA	3FG%	FT-FTA	FT%	OFF	DEF	TOT	AVG	PF	DQ	A	TO	BLK	STL	PTS	AVG		
6	STEINBACH, Hannes	12-12	415:19	34.6	83-155	.535	9-27	.333	52-66	.788	51	84	135	11.3	30	0	17	18	11	13	227	18.9		
5	DIALLO, Zoom	12-11	363:15	30.3	75-149	.503	11-35	.314	29-34	.853	8	36	44	3.7	37	1	65	40	0	3	190	15.8		
9	YATES III, Wesley	8-6	224:01	28.0	31-77	.403	20-47	.426	9-12	.750	3	14	17	2.1	18	0	10	13	3	9	91	11.4		
1	CLAUDE, Desmond	5-3	119:29	23.9	18-44	.409	5-15	.333	13-13	1.000	1	6	7	1.4	10	0	9	7	0	3	54	10.8		
0	PETERSON, Quimari	12-7	354:32	29.5	33-92	.359	21-70	.300	7-9	.778	5	22	27	2.3	19	0	24	11	2	9	94	7.8		
11	KEPNANG, Franck	12-11	296:33	24.7	33-62	.532	0-0	.000	14-20	.700	34	44	78	6.5	35	1	1	13	26	7	80	6.7		
8	TUCKER, Bryson	10-8	250:09	25.0	27-60	.450	6-23	.261	2-2	1.000	8	29	37	3.7	10	0	7	4	2	5	62	6.2		
41	OGNACEVIC, Jacob	7-1	115:31	16.5	12-24	.500	7-16	.438	2-3	.667	7	2	9	1.3	13	0	2	3	0	3	33	4.7		
23	MANDAQUIT, JJ	11-1	158:46	14.4	16-37	.432	5-18	.278	6-10	.600	1	13	14	1.3	20	0	25	10	0	4	43	3.9		
33	DZEPINA, Nikola	4-0	25:17	6.3	2-10	.200	1-8	.125	0-0	.000	1	0	1	0.3	1	0	2	0	3	0	5	1.3		
30	MULDREW, Courtland	8-0	55:44	7.0	3-12	.250	1-6	.167	1-2	.500	0	6	6	0.8	9	0	4	1	1	0	8	1.0		
24	SOMMERVILLE, Lathan	3-0	21:13	7.1	0-3	.000	0-0	.000	0-0	.000	2	3	5	1.7	5	0	0	2	0	0	0	0.0		
4	RENCHER, Jasir	1-0	00:11	0.2	0-0	.000	0-0	.000	0-0	.000	0	0	0	0.0	0	0	0	0	0	0	0	0.0		
Team											15	19	34					5						
Total		12	2400		333-725	.459	86-265	.325	135-171	.789	136	278	414	34.5	207	2	166	127	48	56	887	73.9		
Opponents		12	2400		328-699	.469	91-265	.343	172-229	.751	118	262	380	31.7	171	0	165	95	40	59	919	76.6		

Team Statistics

	UW	OPP
Scoring	887	919
Points per game	73.9	76.6
Scoring margin	-2.7	-
Field goals-att	333-725	328-699
Field goal pct	.459	.469
3 point fg-att	86-265	91-265
3-point FG pct	.325	.343
3-pt FG made per game	7.2	7.6
Free throws-att	135-171	172-229
Free throw pct	.789	.751
F-Throws made per game	11.3	14.3
Rebounds	414	380
Rebounds per game	34.5	31.7
Rebounding margin	+2.8	-
Assists	166	165
Assists per game	13.8	13.8
Turnovers	127	95
Turnovers per game	10.6	7.9
Turnover margin	-2.7	-
Assist/turnover ratio	1.3	1.7
Steals	56	59
Steals per game	4.7	4.9
Blocks	48	40
Blocks per game	4.0	3.3
Winning streak	0	-
Home win streak	0	-
Attendance	46289	68940
Home games-Avg/Game	6-7715	6-11490
Neutral site-Avg/Game	-	0-0

Team Results

Date	Opponent		Score	Att.
12/03/2025	UCLA	L	80-82	6700
12/06/2025	at Southern California	W	84-76	5338
01/04/2026	at Indiana	L	80-90	12392
01/07/2026	at Purdue	L	73-81	14876
01/11/2026	Ohio St.	W	81-74	8163
01/14/2026	Michigan	L	72-82	9294
01/17/2026	Michigan St.	L	63-80	7882
01/21/2026	at Nebraska	L	66-76	15203
01/25/2026	Oregon	W	72-57	7346
01/29/2026	at Illinois	L	66-75	15544
01/31/2026	at Northwestern	W	76-62	5587
02/04/2026	Iowa	L	74-84	6904

2025-26 TEAM STATISTICS

Team Statistics

	UW	OPP
Scoring	1796	1686
Points per game	78.1	73.3
Scoring margin	+4.8	-
Field goals-att	645-1422	601-1375
Field goal pct	.454	.437
3 point fg-att	156-484	167-519
3-point FG pct	.322	.322
3-pt FG made per game	6.8	7.3
Free throws-att	350-451	317-443
Free throw pct	.776	.716
F-Throws made per game	15.2	13.8
Rebounds	873	753
Rebounds per game	38.0	32.7
Rebounding margin	+5.2	-
Assists	320	294
Assists per game	13.9	12.8
Turnovers	245	233
Turnovers per game	10.7	10.1
Turnover margin	-0.5	-
Assist/turnover ratio	1.3	1.3
Steals	132	122
Steals per game	5.7	5.3
Blocks	102	88
Blocks per game	4.4	3.8
Winning streak	0	-
Home win streak	0	-
Attendance	83754	85101
Home games-Avg/Game	12-6980	9-9456
Neutral site-Avg/Game	-	2-3890

Score by Periods

Team	1st	2nd	OT	TOT
Washington	813	953	30	1796
Opponents	806	856	24	1686

2025-26 GAME-BY-GAME STATISTICS

Opponent	Date	Score		Total		3-Pointers		Free throws		Rebounds										
				FG-FGA	PCT	3FG-3FGA	PCT	FT-FTA	PCT	OFF	DEF	TOT	AVG	PF	A	TO	BLK	STL	PTS	AVG
Ark.-Pine Bluff	11/03/2025	94-50	W	30-61	.492	10-25	.400	24-33	.727	17	36	53	53.0	14	21	14	4	9	94	94.0
Denver	11/06/2025	84-70	W	33-65	.508	7-20	.350	11-15	.733	11	26	37	45.0	13	19	9	5	11	84	89.0
at Baylor	11/09/2025	69-78	L	28-68	.412	3-20	.150	10-15	.667	16	26	42	44.0	22	7	12	4	6	69	82.3
at Washington St.	11/14/2025	81-69	W	27-56	.482	9-26	.346	18-23	.783	11	25	36	42.0	14	7	7	5	3	81	82.0
Southern U.	11/18/2025	99-93	Wot2	29-71	.408	5-17	.294	36-50	.720	18	32	50	43.6	27	11	16	9	9	99	85.4
vs Nevada	11/27/2025	83-66	W	24-55	.436	8-14	.571	27-36	.750	13	31	44	43.7	17	17	14	4	5	83	85.0
vs Colorado	11/28/2025	68-81	L	23-69	.333	8-21	.381	14-15	.933	14	19	33	42.1	23	11	6	3	5	68	82.6
UCLA	12/03/2025	80-82	L	31-60	.517	9-24	.375	9-12	.750	14	19	33	41.0	20	14	15	0	6	80	82.3
at Southern California	12/06/2025	84-76	W	29-64	.453	6-21	.286	20-25	.800	14	31	45	41.4	19	14	12	5	5	84	82.4
Southern Utah	12/13/2025	105-69	W	38-72	.528	11-25	.440	18-23	.783	13	30	43	41.6	13	21	2	6	4	105	84.7
at Seattle U	12/19/2025	66-70	L	24-65	.369	1-15	.067	17-21	.810	16	27	43	41.7	22	12	16	1	11	66	83.0
San Diego	12/22/2025	86-56	W	29-62	.468	5-21	.238	23-29	.793	13	33	46	42.1	15	15	12	4	9	86	83.3
Utah	12/29/2025	74-65	W	27-53	.509	3-15	.200	17-20	.850	4	28	32	41.3	10	13	10	9	4	74	82.5
at Indiana	01/04/2026	80-90	L	26-57	.456	6-21	.286	22-25	.880	8	21	29	40.4	18	10	4	3	1	80	82.4
at Purdue	01/07/2026	73-81	L	28-63	.444	8-26	.308	9-12	.750	9	16	25	39.4	18	18	13	0	9	73	81.7
Ohio St.	01/11/2026	81-74	W	28-56	.500	6-18	.333	19-23	.826	9	20	29	38.8	14	14	7	6	4	81	81.7
Michigan	01/14/2026	72-82	L	27-72	.375	9-33	.273	9-11	.818	16	24	40	38.8	20	10	12	8	3	72	81.1
Michigan St.	01/17/2026	63-80	L	25-53	.472	3-19	.158	10-13	.769	3	25	28	38.2	15	15	12	3	4	63	80.1
at Nebraska	01/21/2026	66-76	L	27-61	.443	6-21	.286	6-10	.600	10	23	33	37.9	13	14	8	3	3	66	79.4
Oregon	01/25/2026	72-57	W	27-65	.415	10-21	.476	8-13	.615	18	27	45	38.3	18	15	11	3	10	72	79.0
at Illinois	01/29/2026	66-75	L	26-58	.448	6-23	.261	8-8	1.000	11	23	34	38.1	18	13	10	5	3	66	78.4
at Northwestern	01/31/2026	76-62	W	30-65	.462	10-22	.455	6-8	.750	16	29	45	38.4	17	15	11	7	7	76	78.3
Iowa	02/04/2026	74-84	L	29-51	.569	7-16	.438	9-11	.818	8	20	28	38.0	17	14	12	5	1	74	78.1
Total		1796		645-1422	.454	156-484	.322	350-451	.776	282	591	873	38.0	397	320	245	102	132	1796	78.1
Opponents		1686		601-1375	.437	167-519	.322	317-443	.716	235	518	753	32.7	391	294	233	88	122	1686	73.3

Washington Averages

Games Played	Points/game	FG Pct	3FG Pct	FT Pct	Rebounds/game	Assists/game	Turnovers/game	Assist/Turnover ratio	Steals/game	Blocks/game
23	78.1	45.4	32.2	77.6	38.0	13.9	10.7	1.3	5.7	4.4

2025-26 RESULTS

Game Records

Record	Overall	Home	Away	Neutral
ALL GAMES	12-11	8-4	3-6	1-1
CONFERENCE	4-8	2-4	2-4	0-0
NON-CONFERENCE	8-3	6-0	1-2	1-1

Team Results

Date	Opponent		Score	Att.	High Points	High Rebounds
11/03/2025	Ark.-Pine Bluff	W	94-50	5577	(21) STEINBACH, Hannes	(10) TUCKER, Bryson
11/06/2025	Denver	W	84-70	5134	(13) YATES III, Wesley (13) STEINBACH, Hannes	(16) STEINBACH, Hannes
11/09/2025	at Baylor	L	69-78	6542	(15) DIALLO, Zoom	(15) STEINBACH, Hannes
11/14/2025	at Washington St.	W	81-69	5320	(26) YATES III, Wesley	(13) STEINBACH, Hannes
11/18/2025	Southern U.	Wot2	99-93	5564	(23) YATES III, Wesley	(12) KEPNANG, Franck
11/27/2025	vs Nevada	W	83-66	3562	(25) YATES III, Wesley	(8) SOMMERVILLE, Lathan
11/28/2025	vs Colorado	L	68-81	4217	(18) PETERSON, Quimari	(9) KEPNANG, Franck
12/03/2025	UCLA	L	80-82	6700	(29) STEINBACH, Hannes	(10) STEINBACH, Hannes
12/06/2025	at Southern California	W	84-76	5338	(24) STEINBACH, Hannes	(16) STEINBACH, Hannes
12/13/2025	Southern Utah	W	105-69	5516	(14) YATES III, Wesley (14) STEINBACH, Hannes	(7) KEPNANG, Franck
12/19/2025	at Seattle U	L	66-70	4299	(24) CLAUDE, Desmond	(12) STEINBACH, Hannes
12/22/2025	San Diego	W	86-56	7953	(21) STEINBACH, Hannes	(14) STEINBACH, Hannes
12/29/2025	Utah	W	74-65	7721	(24) DIALLO, Zoom	(11) STEINBACH, Hannes
01/04/2026	at Indiana	L	80-90	12392	(20) STEINBACH, Hannes	(10) STEINBACH, Hannes
01/07/2026	at Purdue	L	73-81	14876	(17) STEINBACH, Hannes	(10) KEPNANG, Franck
01/11/2026	Ohio St.	W	81-74	8163	(22) DIALLO, Zoom	(9) STEINBACH, Hannes
01/14/2026	Michigan	L	72-82	9294	(15) MANDAQUIT, JJ	(14) STEINBACH, Hannes
01/17/2026	Michigan St.	L	63-80	7882	(18) DIALLO, Zoom	(9) STEINBACH, Hannes
01/21/2026	at Nebraska	L	66-76	15203	(21) STEINBACH, Hannes	(12) STEINBACH, Hannes
01/25/2026	Oregon	W	72-57	7346	(12) OGNACEVIC, Jacob (12) PETERSON, Quimari (12) DIALLO, Zoom	(14) KEPNANG, Franck
01/29/2026	at Illinois	L	66-75	15544	(15) STEINBACH, Hannes	(12) STEINBACH, Hannes
01/31/2026	at Northwestern	W	76-62	5587	(22) DIALLO, Zoom (22) STEINBACH, Hannes	(14) STEINBACH, Hannes
02/04/2026	Iowa	L	74-84	6904	(20) STEINBACH, Hannes	(12) STEINBACH, Hannes

Attendance Summary

	Games	Attend	Avg/Game
Home	12	83754	6980
Away	9	85101	9456
Neutral	2	7779	3890
Total	23	176634	7680