



UCLA MEN'S BASKETBALL

UCLA Athletic Communications / J.D. Morgan Center / 325 Westwood Plaza / Los Angeles, CA 90095
Men's Basketball, Director of Communications: Alex Timiraos / atimiraos@athletics.ucla.edu / o: (310) 206-0524

UCLA'S STATISTICAL LEADERS

No.	Player	GP	GS	MPG	RPG	APG	PPG
34	Tyler Bilodeau	21	20	30.9	5.7	1.1	18.2
2	Donovan Dent	22	21	34.4	2.5	7.0	13.5
55	Sky Clark	14	13	29.3	2.8	2.3	13.5
0	Trent Perry	22	11	27.6	3.0	2.7	12.1
3	Eric Dailey Jr.	22	22	28.1	5.8	1.4	11.2

2025-26 SCHEDULE

October

Fri.	17	at San Diego State (exh.)	—	W	67-60
Tue.	28	UC Irvine (exh.)	B1G+	W	94-64

November

Mon.	3	Eastern Washington	BTN	W	80-74
Fri.	7	Pepperdine	BTN	W	74-63
Mon.	10	West Georgia	B1G+	W	83-62
Fri.	14	vs. (5) Arizona ¹	Peacock	L	65-69
Tue.	18	Sacramento State ²	BTN	W	79-48
Fri.	21	Presbyterian ²	BTN	W	86-46
Tue.	25	vs. California ³	ESPN	L	72-80

December

Tue.	3	at Washington*	BTN	W	82-80
Sat.	6	Oregon*	Peacock	W	74-63
Sat.	13	vs. (8) Gonzaga ⁴	ESPN	L	72-82
Wed.	17	Arizona State	FS1	W	90-77
Fri.	19	Cal Poly	BTN	W	108-87
Tue.	23	UC Riverside	BTN	W	97-65

January

Sat.	3	at (25) Iowa*	Peacock	L	61-74
Tue.	6	at Wisconsin*	Peacock	L	72-80
Sat.	10	Maryland*	FOX	W	67-55
Wed.	14	at Penn State*	FS1	W	71-60
Sat.	17	at Ohio State*	CBS	L	74-86
Tue.	20	(4) Purdue*	Peacock	W	69-67
Sat.	24	Northwestern*	FS1	W	71-64
Wed.	28	at Oregon*	BTN	W	73-57
Sat.	31	Indiana*	Peacock (20T)	L	97-98

February

Tue.	3	Rutgers*	BTN	W	98-66
Sat.	7	Washington*	FS1		7 p.m.
Sat.	14	at (2) Michigan*	CBS	12:45 p.m. (ET)	
Tue.	17	at (10) Michigan State*	Peacock	8:30 p.m. (ET)	
Sat.	21	(5) Illinois*	FOX		5 p.m.
Tue.	24	USC*	FS1		8 p.m.
Sat.	28	at Minnesota*	FS1		1 p.m. (CT)

March

Tue.	3	(9) Nebraska*	FS1		8 p.m.
Sat.	7	at USC*	FS1		6 p.m.

Postseason Schedule

Big Ten Tournament ⁵	March 10-15	Chicago, Ill.
NCAA Tournament, First Four	March 17-18	Dayton, Ohio
NCAA Tournament, 1st/2nd Rounds	March 19-22	TBD
NCAA Tournament, Regionals	March 26-29	TBD
NCAA Final Four ⁶	April 4, 6	Indianapolis, Ind.

* Big Ten Conference games
rankings in parenthesis, from the weekly AP poll

- 1 at Intuit Dome (Inglewood, Calif.)
- 2 hosted by Gazelle Group, in Pauley Pavilion
- 3 hosted by Gazelle Group, at Chase Center (San Francisco, Calif.)
- 4 Seattle Hoops Showdown, at Climate Pledge Arena (Seattle, Wash.)
- 5 Big Ten Tournament, at United Center (Chicago, Ill.)
- 6 NCAA Final Four, at Lucas Oil Stadium (Indianapolis, Ind.)

UCLA ON SOCIAL MEDIA

Men's Basketball on X:	@UCLAMBB
Men's Basketball Instagram:	@UCLAMBB
Men's Basketball Facebook:	/UCLAMensBasketball
UCLA Athletics on X:	@UCLAathletics
UCLA Athletics Instagram:	@UCLAathletics
UCLA Athletics Facebook:	/UCLAathletics

#GoBruins

Washington Huskies (12-11, 4-8) at UCLA Bruins (16-7, 8-4)

Saturday, Feb. 7 – 7:00 p.m. (PT)

Los Angeles, Calif. – Pauley Pavilion presented by Wescom Financial

GAME INFORMATION

Venue:	Pauley Pavilion presented by Wescom Financial
Capacity:	13,800
Tipoff Time:	7:10 p.m. (PT)
Broadcast:	FS1
TV Talent:	Dan Hellie (play-by-play), Casey Jacobsen (analyst)
Radio (UCLA Audio Network):	AM 790
Radio Talent:	Josh Lewin (play-by-play), Tracy Murray (analyst)
SIRIUS XM:	SiriusXM 372 and on the SiriusXM App
Live Statistics:	ucla.statbroadcast.com



at



12-11, 4-8

16-7, 8-4

UCLA has won 15 of its last 17 meetings against Washington, including an 82-80 win earlier this season at Alaska Airlines Arena.

MOST RECENTLY

- The Bruins have won nine of their last 13 games, including last Tuesday night's 98-66 win against Rutgers.
- Through the Bruins' last five games, Donovan Dent has averaged 17.6 points and 8.8 assists per game.
- Xavier Booker totaled 24 points and was a perfect 4-for-4 from 3-point range in the most recent victory over Rutgers.
- UCLA totaled 25 assist and had just two turnovers in Tuesday's win over Rutgers.
- Through Wednesday, Feb. 4, Tyler Bilodeau led the Big Ten in 3-point shooting percentage (44.7%, 42-for-94).
- Five UCLA players scored at least 10 points in a 98-66 win against Rutgers on Tuesday evening.
- UCLA lost to Indiana in double OT last Saturday, 98-97, after having trailed 71-61 with 1:50 to play in the second half.
- That marked UCLA's first game that advanced to overtime since a 3-OT loss at Arizona State on Feb. 5, 2022.
- Trent Perry has averaged 15.2 points and 4.4 rebounds in UCLA's last five games (shooting 20-for-21 at the FT line).
- Donovan Dent totaled 23 points and a season-high 13 assists in UCLA's 69-67 win over No. 4 Purdue on Jan. 20.
- Five Bruins have averaged at least 10 points per game this season, led by senior Tyler Bilodeau (18.2 ppg).
- Tyler Bilodeau hit the game-winning 3-pointer with eight seconds to play in the win against Purdue on Jan. 20.
- Through Wednesday, Feb. 4, the Bruins ranked No. 2 in the Big Ten in 3-point percentage (38.3% in 23 games).
- Tyler Bilodeau ranks No. 8 in the Big Ten in scoring, having averaged 18.2 points per game.
- Tyler Bilodeau, Skyy Clark and Trent Perry have each scored 30 or more points in a game this season.

BRUINS VERSUS WASHINGTON

The Bruins will enter Saturday night's showdown in Westwood having won 15 of their last 17 contests against Washington. Most recently, UCLA held on for an 82-80 win against the Huskies in Seattle (Alaska Airlines Arena) on Dec. 3, earlier this season. Skyy Clark was 6-for-7 from 3-point distance in the win, a game in which Washington used a late 17-2 scoring run to trim the Bruins' advantage to 78-77. With a long history in the Pac-12 against Washington, UCLA has tallied an all-time record of 111-44 against the Huskies. Trent Perry (left ankle) missed the Bruins game against Washington in December.

UCLA TAKES DOWN RUTGERS, 98-66

Xavier Booker scored a career-high 24 points in the Bruins' 32-point win against Rutgers on Tuesday. UCLA, with 98 points, recorded its best single-game point total in a conference game since a 98-83 win over California, in the Pac-12, on Jan. 5, 2019. The Bruins' 98 points stand as the most by any UCLA team in a conference game under head coach Mick Cronin. Booker was 10-for-11 from the field and a perfect 4-for-4 from beyond the 3-point arc. The Bruins led at halftime, 52-40, and opened the second half on a 10-1 scoring run against the Scarlet Knights.

THANKS FOR THE ASSIST

Donovan Dent enters the weekend having totaled 154 assists (and 45 turnovers) through 22 games played, averaging 7.0 assist per game. He has tallied 11 assists in each of UCLA's last two games, a double-overtime loss to Indiana last Saturday and a 32-point win over Rutgers on Tuesday night. The Bruins have not had a player since Tyger Campbell in 2022-23 with as many as 160 assists in a season (Campbell finished that year with a team-best 186 assists). No UCLA player has logged 190 or more assists since Jaylen Hands had 201 during his sophomore season in 2018-19.

LOOKING AHEAD FOR UCLA

- Next week, the Bruins will play at Michigan (Saturday, Feb. 14) for the first time since Dec. 9, 2017.
- Last season, Michigan won the only showdown with the Bruins, earning a 94-75 win at Pauley Pavilion.
- Following the game at Michigan on Feb. 14, UCLA will play at Michigan State on the night of Tuesday, Feb. 17.
- UCLA has just three more regular-season games to play outside of the Pacific time zone.
- The Bruins' upcoming schedule in February includes six more games (three at home and three on the road).

MORE ABOUT THE BRUINS

- Tyler Bilodeau has scored in double figures in 19 of 21 games played, totaling 20 points or more in seven games.
- Donovan Dent (13.5 ppg) leads UCLA with 154 assists, averaging 7.0 assists per game (ranks No. 3 in the Big Ten).
- Skyy Clark (89.3%), Tyler Bilodeau (86.6%) and Trent Perry (84.6%) are shooting over 80 percent at the free throw line.
- Trent Perry has scored at least 10 points in 10 of UCLA's last 12 games.
- The Bruins have gone 12-3 this season when committing fewer turnovers than their opposition.
- UCLA has posted a 14-2 record when leading at halftime and has gone 15-1 when building a lead of 10 or more points.
- UCLA ranks No. 2 in the Big Ten, among all 18 teams, in 3-point shooting percentage (38.3%).
- The Bruins have not shot 37.0% or better since the 2020-21 season (UCLA shot 37.2 percent from three that year).
- The Bruins are currently shooting 76.8 percent at the free throw stripe, ranking No. 6 in the Big Ten.
- The school single-season record for best free throw percentage is 75.6 percent, back in the 1978-79 season.

325 Westwood Plaza, Los Angeles, CA 90095

2024-25 Record	23-11
2024-25 Big Ten Record (finish)	13-7 (tied-4th)
2024-25 Home / Road / Neutral	15-2 / 5-5 / 3-4
Lettermen Returning and Lost	6/7
Starters Returning and Lost	3/2
Newcomers in 2025-26	6
Incoming Transfers in 2025-26	5
Returning Redshirts in 2025-26	2
Head Coach	Mick Cronin
Coach Cronin at UCLA	154-71 (7th season)
Coach Cronin's Career Record	519-242 (23rd season)
Associate Head Coach	Darren Savino (7th season)
Assistant Coach	Rod Palmer (7th season)
Assistant Coach	Nate Georgetown (3rd season)
Assistant Coach	Nemanja "Yogi" Jovanovic (3rd season)
Assistant Coach	David Singleton (1st season)

Markell Alston (mar-KELL ALL-ston)
Bilodeau (BILL-uh-doh)
Xavier Booker (x-AY-vee-er BOOK-er)
Jamar Brown (juh-MAR brown)
Cronin (CRO-nen)
Trey Doty (tray DOH-tee)
Freeny (FREE-nee)
Georgeton (GEORGE-tin)
Horry (OR-ee)
Jamerson (JAY-mer-sin)
"Yogi" Jovanovic (YO-gee joe-VAH-no-vitch)
Manjikian (man-JEE-kee-in)
Savino (suh-VEE-no)
Seidler (SIDE-ler)

AP POLL
(Feb. 2, 2026 – Week 14)

RK	TEAM	RECORD	PTS
1	Arizona (59)	22-0	1475
2	Michigan	20-1	1388
3	UConn	21-1	1367
4	Duke	20-1	1314
5	Illinois	19-3	1172
6	Gonzaga	22-1	1167
7	Iowa State	20-2	1130
8	Houston	19-2	1067
9	Nebraska	20-2	1036
10	Michigan State	19-3	950
11	Kansas	16-5	847
12	Purdue	18-4	697
13	Texas Tech	16-5	638
14	North Carolina	17-4	633
15	Vanderbilt	19-3	627
16	BYU	17-4	622
17	Florida	16-6	618
18	Virginia	18-3	578
19	Saint Louis	21-1	353
20	Clemson	18-4	284
21	Arkansas	16-6	276
22	St. John's	16-5	199
23	Miami (Ohio)	22-0	170
24	Louisville	15-6	148
25	Tennessee	15-6	134

Also receiving votes: Texas A&M (83), Alabama (48), Iowa (39), UCF (39), Kentucky (28), Villanova (15), NC State (9), Auburn (8), Utah State (6), Miami (4), Georgia (3), Santa Clara (1), George Mason (1), Wisconsin (1).

USA TODAY SPORTS, COACHES POLL
(Feb. 2, 2026 – Week 14)

RK	TEAM	RECORD	PTS
1	Arizona (31)	22-0	775
2	Michigan	20-1	728
3	UConn	21-1	715
4	Duke	20-1	692
5	Gonzaga	22-1	625
6	Illinois	19-3	599
7	Iowa State	20-2	588
8	Houston	19-2	586
9	Nebraska	20-2	502
10	Michigan State	19-3	486
11	Kansas	16-5	448
12	Purdue	18-4	387
13	Texas Tech	16-5	365
14	BYU	17-4	315
15	Vanderbilt	19-3	311
16	Florida	16-6	306
17	Virginia	18-3	303
18	North Carolina	17-4	280
19	Clemson	18-4	217
20	Saint Louis	21-1	197
21	Arkansas	16-6	154
22	St. John's	16-5	132
23	Louisville	15-6	72
24	Miami (Ohio)	22-0	68
25	Texas A&M	17-4	61

Also receiving votes: Iowa (52), Tennessee (50), UCF (15), Alabama (15), Villanova (13), Kentucky (9), NC State (4), Utah State (2), Georgia (2), Saint Mary's (1).

ASSISTS PER GAME

Through 22 games played, senior Donovan Dent has averaged 13.5 points and 7.0 assists per game. Dent, a 6-foot-2 guard from Riverside, Calif., could be on track to join a rare group of UCLA guards who averaged at least 10 points and six assists per game over the course of a full season. Most recently, then-sophomore Jaylen Hands averaged 14.2 points and 6.1 assists during UCLA's 2018-19 season. Pooh Richardson in the late 1980s accomplished this per-game average all four seasons, including a pair of back-to-back seasons where he averaged at least 7.0 assists per game.

STRONG SCORING

Senior forward Tyler Bilodeau ranked No. 9 in scoring among all Big Ten players (18.2 ppg) and No. 8 in shooting percentage (52.4%), through Wednesday, Feb. 4. The 6-foot-9 product from Kennewick, Wash., has scored at least 15 points this season in 15 of the Bruins' 23 games (did not play in two games). He netted his first double-double of the season in a double overtime loss to Indiana on Saturday, Dec. 31, totaling 18 points and a season-high 11 rebounds. Through UCLA's last 10 games, he has averaged 17.4 points and 6.3 rebounds per game while shooting 48.6 percent overall. Through Wednesday's games, Bilodeau ranked No. 10 in the Big Ten in free throw percentage (86.6%, 97-for-112).

SOPHOMORE JUMP

Sophomore Trent Perry scored a career-best 30 points in UCLA's 71-60 win at Penn State on Jan. 14. Perry was perfect at the free throw line, going 12-for-12, while knocking down 4 of 8 shots from beyond the 3-point arc. This season, he has averaged 12.1 points, 3.0 rebounds and 2.7 assists per game. Last year, he registered 3.7 points and 1.7 rebounds per game in 32 contests as a freshman. Perry has scored at least 10 points in 14 games for UCLA this season, logging 60 assists and 28 turnovers for an assist-turnover ratio of 2.1-to-1. Over the Bruins' last 10 contests, Perry has averaged 15.1 points and 4.1 rebounds, shooting 41.3 percent overall and 44.2 percent from beyond the 3-point arc.

RUNNING THE POINT

Senior Donovan Dent has averaged 13.5 points, 7.0 assists and 2.5 rebounds through 22 games this season. Dent, a 6-foot-2 guard from nearby Riverside, Calif., transferred from New Mexico to UCLA in the offseason. He has recorded five point-assist double-doubles this season (totaling 11 in his career). Most recently, Dent had 13 points and 11 assists (with just one turnover) in a 32-point win against Rutgers on Tuesday, Feb. 3. Through Wednesday, Feb. 4, he ranked third among all Big Ten players in assists per game (6.8) and was No. 8, nationally. Over UCLA's last 10 contests, Dent has logged 75 assists and 15 turnovers while averaging 14.7 points and 7.5 assists per game.

REACHING FOR THE SKYY

Senior Skyy Clark has averaged 13.5 points and 2.8 rebounds through 14 games. He connected on six 3-pointers in back-to-back victories against Arizona State (Dec. 17) and Cal Poly (Dec. 19), becoming UCLA's first-ever player to have nailed six or more threes in consecutive contests. In his last five games on the court for UCLA, Clark had averaged 15.0 points and 3.0 rebounds while shooting 46.6 percent overall and 45.5 percent from 3-point range. Entering the Bruins' upcoming home game against Washington, he leads the team in 3-point percentage (48.6%, does not qualify on the Big Ten's list).

TOP DEFENDERS

The Bruins' program has produced some of the nation's most talented defensive players over the past several seasons. Last year, then-senior Kobe Johnson was honored as one of five players on the Big Ten All-Defensive Team, closing the year at No. 6 in the conference in steals per game (1.6 spg, 55 steals in 34 games). Two seasons ago (2023-24), then-sophomore Adem Bona was honored as the Pac-12 Conference's Defensive Player of the Year. Bona led UCLA's team that season in blocks (58 blocks, 1.8 bpg) and was second in steals (37 steals, 1.1 spg). Three seasons ago (2022-23), then-junior Jaylen Clark was honored as the Naismith Men's Defensive Player of the Year and the NABC Defensive Player of the Year.

NOTES ON PAULEY PAVILION

This marks UCLA's 60th season playing basketball at Pauley Pavilion and the 14th season since the arena underwent a major renovation. Last year, the Bruins went 15-2 in Pauley Pavilion. The first game in Pauley took place on Dec. 3, 1965, as No. 1 UCLA defeated Ohio State, 92-66. UCLA spent 47 seasons in Pauley Pavilion before the venue was closed for an 18-month renovation (closed in March of 2011). UCLA hosted 18 home games in 2011-12 at the Los Angeles Sports Arena (14 games) near downtown L.A. and at the Honda Center in Anaheim (four games) before returning home in Nov. of 2012.

In 2023-24, CSUN snapped UCLA's 29-home-game winning streak with a 76-72 win over the Bruins (Dec. 19, 2023). Prior to that game, UCLA had not lost at home since an overtime setback (84-81) to Oregon on Jan. 13, 2022. Since taking over as UCLA's head coach prior to 2019-20, Mick Cronin has guided UCLA to a 92-16 home record (85.2 win percentage). The Bruins will enter this Saturday's game against Washington with a 13-1 home record.

ELITE SHOOTING PERCENTAGES

Xavier Booker became UCLA's first player to shoot at least 10-for-11 (min. 11 attempts) or better since T.J. Cummings was 11-for-12 from the field at the Maui Invitational in a Bruins' win over South Carolina (Nov. 21, 2001). Below is a list showing some of the Bruins' top field goal percentage performances over the past several seasons (min. 10 made shots).

Player	FG / FGA	FG Pct.	Date	Opponent	H/A/N	Result
Xavier Booker	10 / 11	.909	02-03-26	Rutgers	H	UCLA wins, 98-66
Jaime Jaquez Jr.	10 / 12	.833	02-18-21	Arizona	H	UCLA wins, 74-60
T.J. Leaf	11 / 13	.846	11-17-16	San Diego	H	UCLA wins, 86-68
Thomas Welsh	10 / 12	.833	11-15-15	Cal Poly	H	UCLA wins, 88-83
Tony Parker	10 / 12	.833	02-25-15	Washington	H	UCLA wins, 88-66
Tony Parker	10 / 12	.833	11-12-13	Oakland	H	UCLA wins, 91-60
Reeves Nelson	10 / 12	.833	01-27-11	Arizona	A	UCLA loses, 85-74
Dijon Thompson	12 / 14	.857	12-18-04	Michigan	H	UCLA wins, 81-79
Trevor Ariza	11 / 13	.846	01-02-04	Oregon State	H	UCLA wins, 77-66
T.J. Cummings	11 / 12	.917	11-21-01	South Carolina	N	UCLA wins, 89-77

10.0 POINTS AND 6.0 ASSISTS PER GAME
(UCLA's single-season statistics, since 1977-78)

Player	GP	Points	PPG	Assists	APG
Roy Hamilton (1978-79)	30	505	16.8	201	6.7
Pooh Richardson (1985-86)	29	307	10.5	179	6.2
Pooh Richardson (1986-87)	32	336	10.5	208	6.5
Pooh Richardson (1987-88)	30	348	11.6	210	7.0
Pooh Richardson (1988-89)	36	470	13.1	236	7.6
Darrick Martin (1989-90)	33	374	11.3	199	6.0
Darrick Martin (1990-91)	32	371	11.6	217	6.8
Tyus Edney (1994-95)	32	456	14.3	216	6.8
Kyle Anderson (2013-14)	36	527	14.6	233	6.5
Lonzo Ball (2016-17)	36	524	14.6	274	7.6
Jaylen Hands (2018-19)	33	467	14.2	201	6.1

MISCELLANEOUS NOTES ON UCLA

- UCLA has gone 6-0 when shooting at least 50 percent from the field this season. The Bruins' season-high 62.7 shooting percentage in a win at home against Presbyterian was the program's best single-game mark since Dec. 10, 2016 (UCLA shot 62.7% in an 102-84 win at home against Michigan, shooting 39-for-58 overall).
- Senior guard Donovan Dent has averaged 7.0 assists per game in 22 contests this season. Since assists were routinely recorded at UCLA, starting in 1973-74, only three student-athletes have logged at least 7.0 assists per game in one season (Pooh Richardson, twice, as well as Lonzo Ball in 2016-17 and Larry Drew II in 2012-13).
- The Bruins' 15-man roster this season includes eight student-athletes who are from the Southern California region. All 15 student-athletes are from the United States. Looking at the eight local players, five are from Los Angeles County and three are from Riverside County (Donovan Dent, Eric Freeny and Anthony Peoples Jr. all went to Corona Centennial HS).
- Through 23 games, the Bruins have logged an assist-turnover ratio of 1.7-to-1 (ranks No. 22, nationally). Last season, UCLA's assist-turnover ratio (1.55-to-1) ranked No. 20 in the nation and was second in the Big Ten. The Bruins concluded the 2024-25 season with an assist-turnover ratio of 1.55, but posted a ratio of 1.81 in their final 15 games.
- Since the start of the 2020-21 season, the Bruins have gone 77-34 in conference play (logging a 69.4 win percentage). UCLA went 13-7 in Big Ten play last season, tied for fourth place in the 18-team league standings.

UCLA'S NCAA TOURNAMENT HISTORY

The Bruins' program made its 53rd appearance at the NCAA Men's Basketball Tournament last March. UCLA has won 11 NCAA championships – most recently in 1995 – and has advanced to 19 Final Fours, most recently in 2021. The Bruins have totaled 23 appearances at the Elite Eight (Regional Finals) and 38 trips to the Sweet 16 (Regional Semifinals). UCLA has compiled an all-time tournament record of 116-46. The Bruins have posted a 56-29 record and have secured 17 trips to the tournament's Sweet 16 since the field expanded to include 64 teams in 1985.

OF NOTE: UCLA's six contests in the 1980 NCAA Tournament and one game in the 1999 NCAA Tournament were later vacated by NCAA action. Those contests and NCAA Tournament appearances are not recognized by the NCAA. The numbers listed above do include those contests and tournament appearances.

ADDITIONAL NOTES ON COACH CRONIN

- Head coach Mick Cronin has guided the program to an overall mark of 154-71, now in his seventh year at UCLA.
- In four NCAA Tournament trips, Coach Cronin has led the Bruins to a 10-4 record.
- Coach Cronin earned Pac-12 Coach of the Year honors in 2020 (his first year at UCLA) and 2023 (his fourth year).
- Coach Cronin has led his teams to at least 20 wins in 15 of 22 previous seasons as a college head coach.
- Coach Cronin's teams have averaged 24.9 victories per season over the last 15 years (2010-11 through 2024-25).
- Coach Cronin has twice led his teams to 31 victories (2022-23 at UCLA, and in 2017-18 at Cincinnati).

CONSECUTIVE THREE-POINTERS

UCLA has made at least one 3-pointer in each of its last 87 games. The Bruins went 0-for-6 from long range in a 78-58 win against Long Island University early in the 2023-24 season in Pauley Pavilion (on Nov. 15, 2023). That game snapped a streak of 792 consecutive contests with at least one made 3-pointer by UCLA. That 3-point streak began after the Bruins finished 0-for-14 from 3-point distance in a home loss to No. 2 Stanford (78-63) on Feb. 3, 2000. The Bruins' single-game 3-point record stands at 19 made 3-pointers (going 19-for-31) in an 104-89 win at Colorado on Jan. 12, 2017.

ABOUT UCLA'S RADIO BROADCAST TEAM

The UCLA Department of Athletics signed a multi-year agreement with Cumulus Media in the summer of 2025, as Talk Radio 790 KABC now serves as the flagship station of the UCLA Bruins Audio Network. UCLA Athletics and JMI Sports announced an 11-year multimedia rights partnership in Sept. 2024, coinciding with the Bruins' move to the Big Ten Conference.

KABC-AM 790 has become the new radio broadcast home for the UCLA football and men's basketball programs, serving all of Southern California with its powerful 6,600-watt signal. With the move to KABC-AM 790, the Bruins have become the primary sports team on the radio station, signaling a departure from sharing the airwaves with other major professional sports teams in the Los Angeles region.

Each of UCLA's regular-season men's basketball games in 2025-26 are being televised or streamed live on a variety of national networks, including FOX, CBS, NBC and Peacock, and Big Ten Network.

Josh Lewin has entered his 10th season as the play-by-play voice for the UCLA men's basketball and football teams. He has served as the Bruins' basketball voice since the start of the 2016-17 season. During that span, the Bruins have played in six NCAA Tournaments with trips to the Sweet 16 in 2017, 2021, 2022 and 2023. Lewin and broadcast partner Tracy Murray called the Bruins' memorable run from the First Four to the Final Four in 2021. Prior to joining UCLA's broadcast team, Lewin had spent seven seasons as a play-by-play voice for the New York Mets. In addition, he served as the voice for the NFL's San Diego Chargers for 12 seasons (2005-17) before the team relocated to Los Angeles. Lewin has over two decades of experience calling NFL, MLB, NHL and NCAA football and basketball games.

Murray, who played for the Bruins from 1990-92, enters his 17th season as a radio analyst. He was selected in the first round of the 1992 NBA Draft by the San Antonio Spurs and enjoyed a 12-year NBA career. He returned to his alma mater as a broadcaster in 2008, calling games as an analyst until 2015. Murray spent one season (2015-16) as an assistant coach with the L.A. Lakers. He returned to the broadcast position in the fall of 2016 and has worked alongside Lewin for the past eight years. Murray ranks 11th on UCLA's all-time scoring list (1,792 points, 98 games).

Fans around the nation can list to UCLA's games on SIRIUS and XM Satellite Radio. UCLA broadcasts can also be heard online (uclabruins.com/watch), as well as through the UCLA Bruins Mobile App, which is available for download on iTunes and Google Play (free of charge).



Josh Lewin (left) and Tracy Murray

UCLA, AT A GLANCE

NCAA Championships:	11
NCAA Final Four Appearances:	19
NCAA Regional Finals (Elite Eight):	23
NCAA Regional Semifinals (Sweet 16):	38
NCAA Tournament Appearances:	53
Overall NCAA Tournament Record:	116-46
Overall Record at the Final Four:	28-7

COACH CRONIN'S HEAD COACHING CAREER

NCAA Tournament, Past Appearances:	15
Overall NCAA Tournament Record:	17-15
NCAA Final Four Appearances:	1
NCAA Regional Finals (Elite Eight):	1
NCAA Regional Semifinals (Sweet 16):	4

UCLA'S RECENT 30-POINT PERFORMANCES

<i>UCLA's Player</i>	<i>Points</i>	<i>Opponent</i>
Tyler Bilodeau	30	at Ohio State
Date: Jan. 17, 2026 ... totaled at least 30 points for the second time this season in an 86-74 loss at Ohio State ... made 9 of 19 shots overall and was 4-for-7 from 3-point distance in Columbus, Ohio.		

Trent Perry	30	at Penn State
Date: Jan. 14, 2026 ... totaled a career-high 30 points in a 71-60 victory at Penn State ... he was a perfect 12-for-12 at the free throw line and shot 4-for-8 from 3-point range.		

Tyler Bilodeau	34	vs. UC Riverside
Date: Dec. 23, 2025 ... shot 12-for-19, totaling a career-best 34 points in a 97-65 win against UC Riverside at Pauley Pavilion ... was 4-for-7 from 3-point range and 6-for-6 at the free throw line.		

Skyy Clark	30	vs. Cal Poly
Date: Dec. 19, 2025 ... totaled a season-best 30 points, connecting on 6-of-12 shots from 3-point range in UCLA's 108-87 win at home against Cal Poly ... Clark was 10-for-19 overall from the field.		

Dylan Andrews	31	vs. Oregon State
Date: March 13, 2024 ... scored a career-high 31 points in UCLA's 67-57 win against Oregon State in the first round of the Pac-12 Tournament ... knocked down 7 of 9 attempts from 3-point distance.		

Jaime Jaquez Jr.	30	at Washington
Date: Feb. 28, 2022 ... scored a career-high 30 points ... 11-for-17 from the field, 7-for-10 at the free throw line ... scored 17 points in the second half ... UCLA won the game at Washington, 77-66.		

Johnny Juzang	32	at Washington
Date: Feb. 13, 2021 ... scored a career-high 32 points in UCLA's 64-61 win at Washington ... scored 21 of UCLA's 26 points in the first half ... made 12 of 23 shots and was 5-or-12 from 3-point distance.		

RECENT OPPOSING 30-POINT PERFORMANCES

<i>Opposing Player</i>	<i>Points</i>	<i>Opponent</i>
Dawson Garcia	32	vs. Minnesota
Date: Feb. 18, 2025 ... Garcia scored 27 of his team-high 32 points in the second half as Minnesota erased a 17-point first-half deficit in a game at UCLA ... Garcia shot 9-for-15 from the field (11/12, FT).		

Vladislav Goldin	36	vs. Michigan
Date: Jan. 7, 2025 ... Goldin, a 7-foot-1 center, scored 21 of his team-leading 36 points in the first half of Michigan's 94-75 victory ... he shot 13 for 18 overall and was 9-for-11 at the free throw line.		

Keion Brooks Jr.	32	at Washington
Date: Feb. 29, 2024 ... Brooks Jr. scored 22 of his team-leading 32 points in the second half of Washington's 94-77 win ... he was 8-for-14 from the field and 6-for-7 from 3-point distance.		

Jahmir Young	37	vs. Maryland
Date: Dec. 22, 2023 ... Young scored 23 of his game-high 37 points in the first half ... he shot 13 for 19 and was 4-for-6 from 3-point distance, scoring over half of Maryland's points that night (69).		

Anton Watson	32	vs. Gonzaga
Date: Nov. 22, 2023 ... Watson made 14-of-15 shots in Gonzaga's 69-65 win at the Maui Invitational in Honolulu ... was 3-for-3 from 3-point distance ... scored 15 of his 32 points in the first half.		

Bruins in the Classroom

Student-Athlete	Year	Major
Markell Alston	FR	undeclared
Tyler Bilodeau	SR	sociology
Xavier Booker	JR	sociology
Jamar Brown	5th SR	graduate program
Sky Clark	SR	African-American studies
Eric Dailey Jr.	JR	sociology
Donovan Dent	SR	sociology
Eric Freeny	Rs. FR	business economics
Christian Horry	Rs. FR	business economics
Steven Jamerson II	Rs. SR	graduate program
Evan Manjikian	Rs. JR	economics
Anthony Peoples Jr.	Rs. SR	graduate school of education
Trent Perry	SO	undeclared
Jack Seidler	Rs. JR	sociology
Brandon Williams	Rs. SO	African-American studies

Breakdown by Year in School

Seniors (6): Tyler Bilodeau, Jamar Brown, Sky Clark, Donovan Dent, Steven Jamerson II, Anthony Peoples Jr.

Juniors (4): Xavier Booker, Eric Dailey Jr., Evan Manjikian, Jack Seidler

Sophomores (2): Trent Perry, Brandon Williams

Freshmen (3): Markell Alston, Eric Freeny, Christian Horry

Breakdown by Home State

California (8): Sky Clark, Donovan Dent, Eric Freeny, Christian Horry, Steven Jamerson II, Evan Manjikian, Anthony Peoples Jr., Trent Perry

New York (2): Markell Alston, Brandon Williams

Arizona (1): Jamar Brown

Florida (1): Eric Dailey Jr.

Indiana (1): Xavier Booker

New Jersey (1): Jack Seidler

Washington (1): Tyler Bilodeau

Bruins in the NBA (February 2026)

Player	NBA Team	NBA Season	Years in NBA	Years at UCLA
Kyle Anderson	Memphis Grizzlies	12th season	2015-2025	2013-2014
Adem Bona	Philadelphia 76ers	2nd season	2025	2023-2024
Jaylen Clark	Minnesota Timberwolves	2nd season	2025	2021-2023
Aaron Holiday	Houston Rockets	8th season	2019-2025	2016-2018
Jrue Holiday	Portland Trail Blazers	17th season	2010-2025	2009
Jaime Jaquez Jr.	Miami Heat	3rd season	2024-2025	2020-2023
Johnny Juzang	Minnesota Timberwolves	4th season	2023-2025	2021-2022
Zach LaVine	Sacramento Kings	12th season	2015-2025	2014
Kevon Looney	New Orleans Pelicans	11th season	2016-2025	2015
Kevin Love	Utah Jazz	18th season	2009-2025	2008
Norman Powell	Miami Heat	11th season	2016-2025	2012-2015
Peyton Watson	Denver Nuggets	4th season	2023-2025	2022
Russell Westbrook	Sacramento Kings	18th season	2009-2025	2007-2008

• UCLA had 14 former players on NBA opening week rosters this season (2025-26). Since 1948, UCLA has produced the second-most NBA draft selections (126). Kentucky tops that list with 145. Trailing Kentucky and UCLA are North Carolina (118) and Duke (115). The Bruins' program also has several players competing in the NBA G League.

UCLA's Triple-Double Notes

The Bruins have four triple-doubles in their record book, including three since the assist became an official NCAA stat prior to the 1983-84 season. Most recently, Kyle Anderson had a triple-double as a sophomore in Nov. 2013.

Player	Date	UCLA's Opponent	Result	PTS	RBS	AST	BLK
Kyle Anderson	11/22/2013	Morehead State	W, 81-70	13	12	11	3
Toby Bailey	12/18/1995	Stephen F. Austin	W, 109-88	23	10	10	1
Jelani McCoy	12/09/1995	Maryland	W, 73-63	15	10	0	11
Bill Walton	12/08/1973	SMU	W, 77-60	25	16	11	–

• Last season, then-senior guard Kobe Johnson was close to notching a triple-double in a 78-54 win against Penn State on Feb. 8, 2024, in Pauley Pavilion. Johnson totaled 15 points, 13 rebounds and six assists (and had four steals). He shot 7-for-12 from the field and had no turnovers as the Bruins registered their seventh consecutive win.

• In 2020-21, Chris Smith had 26 points, 12 rebounds and six assists in a triple-overtime victory over Pepperdine (Nov. 27, 2020). In 2017-18, Aaron Holiday came close to notching a triple-double with 23 points, nine assists and six rebounds in an 82-79 victory at home against USC (Feb. 3, 2018). Holiday also approached triple-double territory in a win at home against Stanford (March 8, 2018). Holiday totaled a career-high-tying 34 points, eight assists and seven rebounds.

• As a freshman in 2018-19, Moses Brown finished with 23 points, 14 rebounds and eight blocks in UCLA's 95-58 victory against Saint Francis of Pennsylvania (Nov. 16, 2018). He became UCLA's first player since Jerome Moiso (Jan. 22, 2000, versus Arizona State) to have recorded at least 20 points and five blocks in a game. The Bruins have not had any player with a triple-double of the point-rebound-block variety since Jelani McCoy on Dec. 9, 1995 (stats located above).

Looking at Free Throw Attempts

Free Throw Shooting (Team)

Shooting 100 Percent: UCLA last shot 100 percent at the free throw line (21-for-21) in a 71-60 win at Penn State on Jan. 14, 2026. That marks UCLA's best 100% free throw shooting game on record. Previously, the Bruins shot 100 percent at the line in a win over Utah State (10-for-10) in the first round of the NCAA Tournament on March 20, 2025.

Opponent, Shooting 100 Percent: The last opposing team to be perfect at the free throw line with at least five made free throws was Pepperdine (Nov. 7, 2025), in the Bruins' second game of the season (Pepperdine shot 13-for-13). The record for an opposing team, shooting 100 percent at the line against UCLA, was accomplished by St. John's on Dec. 12, 1987 (18-for-18).

Fewest free throws: For UCLA, the fewest free throw attempts in one game has been three, since the early 1970s. Most recently, UCLA was 2-for-3 at the free throw stripe in a win against Purdue on Jan. 20, 2026. In the season opener in 2022-23, the Bruins shot 2-for-5 in a 76-50 win against Sacramento State in Pauley Pavilion (11-7-2022).

The fewest made free throws for UCLA has been one, since the early 1970s, and this has taken place in two games. In 2021-22, UCLA shot 1-for-6 (FTs) in a victory over Bellarmine (11-22-2021). UCLA was 1-for-4 (FTs) in a loss to Kentucky in Chicago on Dec. 20, 2014.

No free throws: For the opposition, there have been two games since the early 1970s in which UCLA's opponent has not attempted a free throw. Most recently, Utah did not get to the line in UCLA's 76-61 win at the Jon M. Huntsman Center on Feb. 25, 2021. In addition, Delaware State did not shoot a free throw in UCLA's victory in Pauley Pavilion (11-19-2005).

Free Throw Shooting (UCLA Player)

Shooting 100 Percent: With a minimum of five made free throws, Trent Perry is the most recent UCLA player to have been perfect at the free throw line. Perry shot 10-for-10 in a double OT loss to Indiana on Jan. 31. With at least 11 attempts, Trent Perry (12-for-12, on 1-14-2026) was perfect at the line at Penn State on Jan. 14, 2026. He finished with 30 points in that game.

UCLA, Perfect with Free Throws

*minimum of 10 or more free attempts
going back through the 1997-98 basketball season*

Player	FTs	Date
Trent Perry	10/10	1-31-2026 vs. Indiana (in Pauley Pavilion)
Trent Perry	12/12	1-14-2026 at Penn State
Sebastian Mack	13/13	11-20-2023 vs. Marquette (in Honolulu, Maui Invitational)
Tyler Campbell	12/12	3-18-2023 vs. Northwestern (NCAA Tournament 2nd Round)

Jaime Jaquez Jr. at Washington State	10/10	12-30-2022
Jordan Adams vs. Nevada (Orleans Arena, in Las Vegas)	10/10	11-28-2013
Jordan Adams vs. UC Irvine (in Pauley Pavilion)	16/16	11-13-2012
Malcolm Lee at California	10/10	2-20-2011
Darren Collison at Oregon State	13/13	1-26-2008
Arron Afflalo vs. Pittsburgh (San Jose, Calif., Sweet 16)	10/10	3-22-2007
Arron Afflalo at Arizona State	12/12	1-7-2006
Jason Kapono vs. Ball State (at the Maui Invitational)	10/10	11-20-2001
Jason Kapono vs. Georgia Tech (Wooden Classic, in Anaheim)	12/12	12-2-2000

Opponents, Perfect with Free Throws

*minimum of 10 or more free attempts
going back through the 1997-98 basketball season*

Player	FTs	Date
Anthony "Pig" Johnson Arizona State (in Pauley Pavilion)	14/14	12-17-2025
Jaylen Wells Washington State (in Pullman, Wash.)	10/10	3-2-2024
Boogie Ellis USC (at the Galen Center)	10/10	1-26-2023

Ethan Thompson Oregon State (at the Pac-12 Tournament)	11/11	3-11-2021
Desure Buie Hofstra (in Pauley Pavilion)	13/13	11-21-2019
Zeke Nnaji Arizona (in Tucson, Ariz.)	10/10	2-8-2020
Shane Gatling Colorado (in Boulder, Colo.)	10/10	3-7-2019
Joseph Young Oregon (in Eugene, Ore.)	10/10	1-30-2014
Jabari Brown Missouri (in Columbia, Mo.)	10/10	12-7-2013
Klay Thompson Washington State (in Pauley Pavilion)	12/12	12-29-2010
Tyler Rochestie Washington State (in Pauley Pavilion)	10/10	2-21-2009
Justin Dentmon Washington (in Seattle, Wash.)	10/10	1-24-2009
Cedric Essola Florida International (in Pauley Pavilion)	10/10	11-29-2008
Ryan Mendez Stanford (in Pauley Pavilion)	10/10	3-3-2001
Justin Wessel Arizona (in Tucson, Ariz.)	10/10	2-19-2000

PERFECT FROM THE FIELD (100%)

The list below includes UCLA players who have shot 100 percent from the field in a game with at least six shot attempts. This list runs back through the 1984-85 season. Only three players during that span have shot a perfect 8-for-8.

Player	Opponent	Venue	Date	H/A/N	FG-FGA
Aday Mara	Wisconsin	Pauley Pavilion	01-21-2025	H	7-7
Jaylen Clark	Sacramento State	Pauley Pavilion	11-07-2022	H	7-7
Cody Riley	Arizona State	Pauley Pavilion	02-20-2021	H	6-6
Thomas Welsh	UC Riverside	Pauley Pavilion	11-30-2016	H	6-6
Travis Wear	Stanford	Las Vegas, Nev.	03-14-2014	N	8-8
Travis Wear	Colorado	Pauley Pavilion	02-13-2014	H	6-6
David Wear	Missouri	Pauley Pavilion	12-28-2012	H	7-7
Jrue Holiday	Florida International	Pauley Pavilion	11-29-2008	H	8-8
Luc R. Mbah a Moute	Oregon State	Pauley Pavilion	02-03-2007	H	6-6
Luc R. Mbah a Moute	Georgia Tech	Lahaina Civic Center	11-22-2006	N	7-7
Dan Gadzuric	California	Haas Pavilion	02-21-2002	A	7-7
Jelani McCoy	Morgan State	Pauley Pavilion	12-28-1996	H	7-7
Charles O'Bannon	Washington	Hec Edmundson Pavilion	02-09-1995	A	6-6
Ike Nwankwo	Loyola Marymount	Pauley Pavilion	11-27-1993	H	7-7
Mitchell Butler	Pepperdine	Pauley Pavilion	12-07-1991	H	8-8
Shon Tarver	Washington	Pauley Pavilion	03-10-1991	H	6-6
Trevor Wilson	Washington	Hec Edmundson Pavilion	02-25-1988	A	7-7
Gerald Madkins	Washington State	Pauley Pavilion	01-28-1988	H	6-6
Greg Foster	North Carolina	Pauley Pavilion	12-01-1986	H	6-6

OPPOSITION

Looking at UCLA's opponents, multiple players have shot 100 percent from the field with a minimum of seven shot attempts (listed below). Two players over the last 40-plus seasons have shot at least 9-for-9 from the field (David Collette and Keith Robinson).

Player	Opponent	Venue	Date	H/A/N	FG-FGA
Braxton Meah	Washington	Alaska Airlines Arena	02-29-2024	A	8-8
Matthew Nicholson	Northwestern	Golden 1 Center	03-18-2023	N	7-7
Reese Dixon-Waters	USC	Pauley Pavilion	01-05-2023	H	7-7
David Collette	Utah	Jon M. Huntsman Center	02-22-2018	A	9-9
Savon Goodman	Arizona State	Wells Fargo Arena	02-18-2015	A	8-8
Keith Robinson	Notre Dame	Joyce Center	12-17-1989	A	9-9
Herb Delaney	Washington State	Pauley Pavilion	03-01-1990	H	8-8

FROM 3-POINT DISTANCE

Ten UCLA players have shot perfect from 3-point distance, with at least four attempts, since the 2000-01 season.

Player	Opponent	Venue	Date	H/A/N	3FG-FGA
Xavier Booker	Rutgers	Pauley Pavilion	02-03-2026	H	4-4
Tyler Bilodeau	Idaho State	Pauley Pavilion	11-20-2024	H	4-4
Tyger Campbell	North Florida	Pauley Pavilion	11-17-2021	H	4-4
Aaron Holiday	Washington State	Pauley Pavilion	12-29-2017	H	5-5
Aaron Holiday	Utah	Pauley Pavilion	01-11-2018	H	4-4
Aaron Holiday	Michigan	Pauley Pavilion	12-10-2016	H	5-5
Kyle Anderson	Utah	Jon M. Huntsman Center	01-18-2014	A	5-5
David Wear	Duke	Madison Square Garden	12-19-2013	N	4-4
Bryce Alford	Northwestern	Orleans Arena (Las Vegas)	11-29-2013	N	4-4
Larry Drew II	Arizona State	MGM Grand Garden Arena	03-14-2013	N	4-4
Michael Roll	Arizona State	Pauley Pavilion	12-31-2009	H	4-4
Michael Roll	Oregon State	Gill Coliseum	01-02-2009	A	4-4
Ray Young	Stanford	Pauley Pavilion	02-22-2003	H	5-5

OPPOSITION

Nine opposing players have shot perfect from 3-point distance, with a minimum of four attempts since the 2000-01 season.

Player	Opponent	Venue	Date	H/A/N	3FG-FGA
John Tonje	Wisconsin	Gainbridge Fieldhouse	03-14-2025	N	6-6
Grant Anticevich	California	Haas Pavilion	01-21-2021	A	5-5
Chance Hunter	Long Beach State	Pauley Pavilion	11-06-2019	H	4-4
Rex Pflueger	Notre Dame	Pauley Pavilion	12-08-2018	H	4-4
Jared Stohl	Portland	Anaheim Convention Center	11-26-2009	N	5-5
Quincy Pondexter	Washington	Pauley Pavilion	01-21-2010	H	4-4
J.S. Nash	Oregon State	Gill Coliseum	12-31-2004	A	5-5
Matt Lottich	Stanford	Pauley Pavilion	02-21-2004	H	4-4
Chad Prewitt	Arizona State	Pauley Pavilion	02-16-2002	H	5-5

3-POINT PERCENTAGE, UCLA RECORDS

UCLA's best 3-point percentage performances as a team, since the NCAA adopted the 3-point arc in 1986-87.

Date	Opponent	3P/FGA	PCT	H-A-N	W/L
01-24-96	USC	6/7	.857	H	W
03-12-87	Central Michigan	4/5	.800	N	W
01-18-87	Oregon State	4/5	.800	H	W
01-21-90	California	10/13	.769	A	W
11-29-13	Northwestern	13/17	.765	N	W
01-06-94	Oregon	6/8	.750	H	W
12-01-88	Miami	3/4	.750	A	W
01-31-09	Stanford	11/15	.733	H	W
02-22-87	Oregon	11/15	.733	A	W
02-05-87	Stanford	10/14	.714	A	W
02-13-97	Arizona	5/7	.714	A	W
03-07-96	Washington	5/7	.714	H	W
02-04-88	Oregon	5/7	.714	A	W
02-23-02	Stanford	7/10	.700	A	W
03-02-89	California	7/10	.700	A	W
01-28-12	Colorado	9/13	.692	*H	W
03-01-12	Washington State	11/16	.688	*H	W
01-31-08	Arizona State	8/12	.667	H	W
12-03-03	UC Riverside	8/12	.667	H	W
02-01-96	Oregon	8/12	.667	H	W
03-04-89	Arizona	8/12	.667	H	L
01-05-89	Oregon	8/12	.667	A	W
11-26-94	Cal State Northridge	6/9	.667	H	W
01-14-89	Notre Dame	6/9	.667	H	L
11-30-04	Long Beach State	4/6	.667	H	W
12-28-88	UC Irvine	4/6	.667	A	L
02-07-88	Oregon State	4/6	.667	A	L
02-20-03	California	2/3	.667	A	W
12-05-87	BYU	2/3	.667	H	L
02-26-22	Oregon State	13/20	.650	A	W

* UCLA's home game was played at the L.A. Sports Arena

3-POINT PERCENTAGE, UCLA RECORDS

The opposing team's best single-game 3-point percentages, since the NCAA adopted the 3-point arc in 1986-87.

Date	Opponent	3P/FGA	PCT	H-A-N	W/L
11-15-11	Middle Tennessee	10/11	.909	*H	L
02-21-04	Stanford	8/10	.800	H	L
03-11-89	Stanford	4/5	.800	N	L
03-11-90	Arizona	6/8	.750	N	L
01-16-88	Louisville	6/8	.750	A	L
11-15-91	Indiana	3/4	.750	N	W
01-18-87	Oregon State	3/4	.750	H	W
02-17-00	Arizona State	8/11	.727	A	L
12-28-88	UC Irvine	8/11	.727	A	L
02-27-10	Oregon	10/14	.714	H	L
01-24-15	Oregon	9/13	.692	A	L
11-11-11	Loyola Marymount	10/15	.667	*H	L
11-15-06	BYU	10/15	.667	H	W
02-04-93	Washignton	4/6	.667	A	L
02-28-87	Louisville	4/6	.667	H	W
12-28-87	Cal State Fullerton	2/3	.667	H	W
12-05-87	BYU	2/3	.667	H	L
01-20-96	Arizona	13/20	.650	A	L

* UCLA's home game was played at the L.A. Sports Arena

TRENDS AND RECORDS

The Bruins have gone 40-25 in games decided by five points or fewer under head coach Mick Cronin (includes all overtime games, regardless of the final score margin). Through Coach Cronin's final three seasons at Cincinnati (2016-17 through 2018-19), his teams went 18-7 in such situations. From 2016-17 through 2025-26, Coach Cronin's teams have gone 58-32 in these contests. In addition, UCLA has gone 66-13 when forcing at least 15 turnovers by the opponent (8-1 in 2019-20, 6-1 in 2020-21, 10-2 in 2021-22, 21-3 in 2022-23, 5-0 in 2023-24, 10-5 in 2024-25 and 6-1 this season).

Games Decided by Five Points or Fewer			Holding the Opposition to 70 Points or Fewer			Limiting the Opposition to 65 Points or Fewer		
Season	Record	Games	Season	Record	Games	Season	Record	Games
2019-20	7-3	10	2019-20	18-1	19	2019-20	16-1	17
2020-21	12-4	16	2020-21	19-3	22	2020-21	15-1	16
2021-22	3-4	7	2021-22	20-1	21	2021-22	19-0	19
2022-23	4-3	7	2022-23	29-2	31	2022-23	25-2	27
2023-24	4-6	10	2023-24	15-10	25	2023-24	14-4	18
2024-25	8-3	11	2024-25	19-2	21	2024-25	16-1	17
2025-26	2-2	4	2025-26	12-1	13	2025-26	12-0	12
TOTALS	40-25	65	TOTALS	132-20	152	TOTALS	117-9	126

COMEBACKS AND DEFICITS

<i>UCLA's comebacks in 2024-25</i>					
Trailed Purdue by 12 points (27-15) with 7:20 to play, first half		UCLA won, 69-67		Jan. 20, 2026	
Trailed at Washington by 11 points (18-7) with 13:20 to play, second half		UCLA won, 82-80		Dec. 3, 2025	
<i>Opponents' comebacks in 2025-26</i>					
Indiana trailed by 9 points (36-27) with 0:25 to play, 1st half		Indiana won, 98-97 (2-OT)		Jan. 31, 2026	
California trailed by 8 points (8-0) with 16:55 to play, first half		California won, 80-72		Nov. 25, 2025	
Arizona trailed by 8 points (57-49) with 7:10 to play, second half		Arizona won, 69-65		Nov. 14, 2025	
<i>UCLA's comebacks in 2024-25</i>					
Trailed Arizona by 13 points in Phoenix (49-36) with 10:45 to play, second half		UCLA won, 57-54		Dec. 14, 2024	
Trailed Wisconsin by 9 points (41-32) with 0:30 to play, first half		UCLA won, 85-83		Jan. 21, 2024	
<i>Opponents' comebacks in 2024-25</i>					
North Carolina trailed by 16 points (59-36) with 12:50 to play, second half (in NYC)		UNC won, 76-74		Dec. 21, 2024	
Minnesota trailed by 17 points (29-12) with 5:30 to play, first half		Minnesota won, 64-61		Feb. 18, 2025	
<i>UCLA's comebacks in 2023-24</i>					
Trailed at Arizona State by 15 points (39-24) with 18:10 to play, second half		UCLA won, 68-66		Jan. 17, 2024	
Trailed Arizona State by 9 points (43-34) with 9:30 to play, second half		UCLA won 59-47		March 9, 2024	
Trailed at Oregon State by 9 points (28-19) with 3:35 to play, first half		UCLA won, 69-62		Dec. 28, 2023	
Trailed Lafayette by 9 points (43-34) with 15:20 to play, second half		UCLA won, 68-50		Nov. 10, 2023	
<i>Opponents' comebacks in 2023-24</i>					
Arizona trailed by 19 (32-13) with 7:20 to play, first half (in Tucson)		Arizona won, 77-71		Jan. 20, 2024	
Washington State trailed by 13 (19-6) with 13:30 to play, first half (in Pullman)		Washington State won, 77-65		March 2, 2024	
Marquette trailed by 12 (45-33) with 15:02 to play, second half (in Honolulu)		Marquette won, 71-69		Nov. 20, 2023	
<i>UCLA's comebacks in 2022-23</i>					
Trailed at Washington State by 12 points (35-23) with 2:00 to play, first half		UCLA won, 67-66		Dec. 30, 2022	
Trailed Arizona by 11 points (13-2) with 14:21 to play, first half (at UCLA)		UCLA won, 82-73		March 4, 2023	
Trailed at Colorado by 10 points (21-11) with 7:45 to play, first half		UCLA won, 60-56		Feb. 26, 2023	
<i>Opponents' comebacks in 2022-23</i>					
Illinois trailed by 15 points (44-29) with 17:50 to play, second half (in Las Vegas)		Illinois won, 79-70		Nov. 18, 2022	
Gonzaga trailed by 13 (44-31) with 1:20 to play, first half (in Las Vegas)		Gonzaga won, 79-76		March 23, 2023	
USC trailed by 13 (40-27) with 17:45 to play, second half (at USC)		USC won, 77-64		Jan. 26, 2023	
<i>UCLA's comebacks in 2021-22</i>					
Trailed Villanova by 10 points (60-50) with 9:20 to play, second half		UCLA won, 86-77 (OT)		Nov. 12, 2021	
Trailed Akron by 7 points (49-42) with 5:30 to play, second half		UCLA won, 57-53		March 17, 2022	
<i>Opponents' comebacks in 2021-22</i>					
Arizona trailed by 12 points (53-41) with 17:17 to play, second half		Arizona won, 84-76		March 12, 2022	
Oregon trailed by 9 points (35-26) with 0:47 to play, first half		Oregon won, 84-81 (OT)		Jan. 13, 2022	
North Carolina trailed by 8 points (24-16) with 7:45 to play, first half		UNC won, 73-66		March 25, 2022	
<i>UCLA's comebacks in 2020-21</i>					
Trailed Michigan State by 14 points (40-26) with 2:38 to play, first half		UCLA won, 86-80 (OT)		March 18, 2021	
Trailed Washington by 12 points (39-27) with 1:25 to play, first half		UCLA won, 81-76		Jan. 16, 2021	
Trailed Utah by 12 points (16-4) with 15:41 to play, first half		UCLA won, 72-70		Dec. 31, 2020	
<i>Opponents' comebacks in 2020-21</i>					
Oregon State trailed by 16 points (32-16) with 2:00 to play, first half		OSU won, 83-79 (OT)		March 11, 2021	
USC trailed by 11 points (36-25) at halftime		USC won, 64-63		March 6, 2021	
Oregon trailed by 9 points (58-49) with 11:56 to play, second half		Oregon won, 82-74		March 3, 2021	
<i>UCLA's comebacks in 2019-20</i>					
Trailed Washington by 12 points (39-27) with 18:25 to play, second half		UCLA won, 67-57		Feb. 15, 2020	
Trailed Washington State by 12 points (58-30) with 13:40 to play, second half		UCLA won in OT, 86-83		Feb. 13, 2020	
<i>Opponents' comebacks in 2019-20</i>					
Hofstra trailed by 13 points (32-19) with 8:13 to play, first half		Hofstra won, 88-78		Nov. 21, 2019	
Washington State trailed by 11 (50-39) with 13:30 to play, second half		WSU won in OT, 79-71		Jan. 4, 2020	
<i>UCLA's comebacks in 2018-19</i>					
Trailed Oregon by 19 points (47-28) with 19 minutes left, second half		UCLA won, 90-83		Feb. 23, 2019	
Trailed at Oregon by 17 points (65-48) with 6:53 to go, second half		UCLA won in OT, 87-84		Jan. 10, 2019	
Trailed at California by 11 points (36-25) with 19:07 left, second half		UCLA won in OT, 75-67		Feb. 13, 2019	
<i>Opponents' comebacks in 2018-19</i>					
Utah trailed UCLA by 22 points (69-47) with 12:10 remaining, second half		Utah won, 93-92		Feb. 9, 2019	
Belmont trailed UCLA by 12 points (57-45) with 15:02 to play, second half		Belmont won, 74-72		Dec. 15, 2018	

UCLA IN OVERTIME

The Bruins have gone 8-7 in their last 15 overtime contests. UCLA did not play any overtime contests in 2022-23, 2023-24, or 2024-25. The Bruins went 1-2 in overtime in 2021-22 and 4-3 in overtime in 2020-21. Three of the Bruins' six NCAA Tournament games in 2021 advanced into overtime (2-1 in those three NCAA Tournament contests).

HEADED TO TRIPLE OVERTIME

The Bruins lost, 87-84, in triple overtime at Arizona State on Feb. 5, 2022. That marked the Bruins' second triple overtime contest in as many seasons (UCLA downed Pepperdine, 107-98, at San Diego State in triple overtime on Nov. 27, 2020).

The list of games below includes UCLA's overtime results since the start of the 1986-87 season.

Date	Opponent	W/L	Score
01/31/26	Indiana	L	97-98 H 2-OT
02/05/22	Arizona State	L	84-87 A 3-OT
01/13/22	Oregon	L	81-84 H 1-OT
11/12/21	Villanova	W	86-77 H 1-OT
04/03/21	Gonzaga	L	90-93 N 1-OT
03/28/21	Alabama	W	88-78 N 1-OT
03/18/21	Michigan State	W	86-80 N 1-OT
03/11/21	Oregon State	L	79-83 N 1-OT
01/23/21	Stanford	L	72-73 A 1-OT
01/07/21	Arizona State	W	81-75 A 1-OT
11/27/20	Pepperdine	W	107-98 N 3-OT
02/13/20	Washington State	W	86-83 H 1-OT
01/04/20	Washington State	L	71-79 A 1-OT
02/28/19	USC	W	93-88 H 1-OT
02/13/19	California	W	75-67 A 1-OT
01/10/19	Oregon	W	87-84 A 1-OT
03/09/18	Arizona	L	67-78 N 1-OT
02/17/18	Oregon	W	86-78 H 1-OT
01/04/18	Stanford	L	99-107 A 2-OT
12/09/17	Michigan	L	69-78 A 1-OT
11/15/17	Central Arkansas	W	106-101 H 1-OT
01/01/16	Washington	L	93-96 A 2-OT
11/13/15	Monmouth	L	81-84 H 1-OT
01/08/15	Stanford	W	86-81 H 2-OT
02/27/14	Oregon	L	83-87 H 2-OT
02/27/13	Arizona State	W	79-74 H 1-OT
01/30/13	USC	L	71-75 H 1-OT
12/28/12	Missouri	W	97-94 H 1-OT
11/13/12	UC Irvine	W	80-79 H 1-OT
03/05/11	Washington State	W	58-54 A 1-OT
02/20/11	California	L	72-76 A 1-OT
01/29/11	Arizona State	W	73-72 A 1-OT
01/28/10	Oregon	L	66-71 A 1-OT
01/06/10	California	W	76-75 A 1-OT
11/16/09	Cal State Fullerton	L	65-68 H 2-OT
01/17/09	Arizona State	L	58-61 H 1-OT
03/06/08	Stanford	W	77-67 H 1-OT
03/08/07	California	L	69-76 N 1-OT
03/02/06	California	W	67-58 A 1-OT
02/03/05	Washington State	W	58-56 A 1-OT
01/06/05	Washington State	W	80-77 H 2-OT
02/25/04	USC	L	77-78 A 1-OT
02/12/04	Arizona State	L	62-74 A 1-OT
01/10/04	Washington	W	86-84 A 1-OT
12/13/03	Loyola Marymount	W	69-66 H 1-OT
03/13/03	Arizona	W	96-89 N 1-OT
02/20/03	California	W	76-75 H 1-OT
01/30/03	Oregon	L	91-96 H 1-OT
11/26/02	San Diego	L	81-86 H 1-OT
03/17/02	Cincinnati	W	105-101 N 2-OT
02/24/01	Oregon State	W	68-65 A 1-OT
02/15/01	Arizona	W	79-77 H 1-OT
11/10/00	Kentucky	W	97-92 N 1-OT
03/04/00	Stanford	W	94-93 A 1-OT
12/23/99	South Florida	W	103-98 N 1-OT
01/04/99	Arizona State	W	88-85 H 1-OT
02/18/98	USC	W	82-75 A 1-OT
03/20/97	Iowa State	W	74-73 N 1-OT
01/30/97	Oregon	L	85-87 A 1-OT
01/18/97	Arizona	W	84-78 H 1-OT
11/20/96	Tulsa	L	76-77 H 1-OT
03/07/96	Washington	W	91-88 H 1-OT
01/04/96	Washington State	W	78-73 A 1-OT
02/16/95	Arizona State	W	82-77 H 1-OT
03/21/93	Michigan	L	84-86 N 1-OT
01/18/92	Oregon State	W	87-81 H 1-OT
02/10/91	Arizona	L	94-105 H 1-OT
01/24/91	Oregon State	L	96-97 A 2-OT
02/20/88	Arizona	L	76-78 H 1-OT
12/23/87	Stanford	L	110-116 A 2-OT
01/18/87	Oregon State	W	69-67 H 1-OT

AGAINST TOP-RANKED OPPONENTS

UCLA has totaled 13 wins over top-10 teams since the start of the 2015-16 season. The Bruins have won nine of their last 20 games against "top-five" teams. The Bruins last faced a team ranked among the AP's top 10 on Jan. 20, 2026.

The last time that UCLA ...

Faced a top-10 team:	vs. No. 4 Purdue	W, 69-67	Jan. 20, 2026
Faced a top-10 team at home:	vs. No. 4 Purdue	W, 69-67	Jan. 20, 2026
Faced a top-10 team in a true road game:	at No. 7 Arizona	L, 76-66	Feb. 3, 2022
Defeated a top-10 team:	vs. No. 4 Purdue	W, 69-67	Jan. 20, 2026
Defeated a top-10 team in a true road game:	at No. 4 Arizona	W, 77-72	Feb. 25, 2017
Faced a top-10 non-conference team:	vs. No. 8 Gonzaga	L, 72-82	Dec. 13, 2025
Faced a top-10 non-conference team at home:	vs. No. 4 Villanova	W, 86-77	Nov. 12, 2021
Defeated a top-10 non-conference team:	vs. No. 4 Villanova	W, 86-77	Nov. 12, 2021
Defeated a top-10 non-conference team at home:	vs. No. 4 Villanova	W, 86-77	Nov. 12, 2021
Defeated a top-10 non-conference team (road/neutral):	vs. No. 4 Michigan	W, 51-49	March 30, 2021

AGAINST NUMBER ONE

Since the start of the 2015-16 season, UCLA has gone 2-5 against the No. 1-ranked team (ranked in that week's AP poll). Most recently, UCLA lost in a neutral-site contest to No. 1 Gonzaga, 83-63 (in Las Vegas, on Nov. 23, 2021). The Bruins last defeated the No. 1-ranked team (Kentucky) on Dec. 3, 2016, in their first trip to UK's Rupp Arena. Other recent meetings against the nation's No. 1-ranked team have occurred in April 2021 (vs. Gonzaga), Dec. 2015 (vs. Kentucky), Dec. 2014 (vs. Kentucky), and March 2014 (vs. Florida). UCLA has gone 12-24 all-time against the AP's No. 1-ranked team.

The Last Time ...	Date	Result	Score	Opponent	Venue
Played No. 1 team	11/23/2021	L	83-63	Gonzaga	T-Mobile Arena
Defeated No. 1 team	12/03/2016	W	97-92	Kentucky	Rupp Arena
Defeated No. 1 team at home	12/03/2015	W	87-77	Kentucky	Pauley Pavilion
Defeated No. 1 team on road	12/03/2016	W	97-92	Kentucky	Rupp Arena

UCLA VERSUS AP RANKED TEAMS

Year	Record vs. Ranked Team	Games
2016-17	4-4	8
2017-18	2-2	4
2018-19	0-3	3
2019-20	3-2	5
2020-21	3-2	5
2021-22	5-4	9
2022-23	3-5	8
2023-24	0-5	5
2024-25	4-4	8
2025-26	1-3	4

Under Coach Cronin (2019-20 through 2025-26): 19-25

- Kentucky was ranked No. 1 in the AP and USA Today Coaches polls when UCLA faced them in Dec. 2014, Dec. 2015 and Dec. 2016. UCLA's win at Rupp Arena on Dec. 3, 2016 marked the Bruins' first victory on the road at a No. 1-ranked team since Feb. 3, 2001 (when UCLA knocked off Stanford, 79-73). UCLA had not played a road game at the nation's No. 1-ranked team since Feb. 13, 2003.
- UCLA's win at Kentucky on Dec. 3, 2016, was the Bruins' first victory in a true road game at the nation's No. 1 team since Feb. 3, 2001, when UCLA beat Stanford, 79-73, in Maples Pavilion. Since the start of the 1999-2000 season, UCLA has gone 6-9 against the country's No. 1-ranked team.

UCLA versus Ranked Teams (since 2001-02, AP Poll)

Date	Team	Venue	W/L	Score	Opp.	UCLA
01/20/26	Purdue	H	W	69-67	4	—
01/03/26	Iowa	A	L	61-74	25	—
12/13/25	Gonzaga	N	L	72-82	8	25
11/14/25	Arizona	N	L	65-69	5	15
03/22/25	Tennessee	N	L	58-67	6	—
03/14/25	Wisconsin	N	L	70-86	18	—
02/28/25	Purdue	A	L	66-76	20	—
02/04/25	Michigan State	H	W	63-61	9	—
01/30/25	Oregon	H	W	78-52	16	—
01/07/25	Michigan	H	L	75-94	24	22
12/28/24	Gonzaga	N	W	65-62	14	22
12/08/24	Oregon	A	W	73-71	12	—
03/07/24	Arizona	H	L	65-88	5	—
03/02/24	Washington State	A	L	65-77	19	—
01/20/24	Arizona	A	L	71-77	12	—
11/22/23	Gonzaga	N	L	65-69	11	—
11/20/23	Marquette	N	L	69-71	4	—
03/23/23	Gonzaga	N	L	76-79	9	7
03/11/23	Arizona	N	L	59-61	8	2
03/04/23	Arizona	H	W	82-73	8	4
01/21/23	Arizona	A	L	52-58	11	5
12/17/22	Kentucky	N	W	63-53	13	16
12/14/22	Maryland	A	W	87-60	20	16
11/20/22	Baylor	N	L	75-80	5	8
11/18/22	Illinois	N	L	70-79	19	8
03/19/22	Saint Mary's	N	W	72-56	18	11
03/12/22	Arizona	N	L	76-84	2	13
03/11/22	USC	N	W	69-59	21	13
03/05/22	USC	H	W	75-68	16	17
02/12/22	USC	A	L	64-67	21	12
02/03/22	Arizona	A	L	66-76	7	3
11/25/22	Arizona	H	W	75-59	3	7
11/23/21	Gonzaga	N	L	63-83	1	2
11/12/21	Villanova	H	W (OT)	86-77	4	2
04/03/21	Gonzaga	N	L (OT)	90-93	1	—
03/30/21	Michigan	N	W	51-49	4	—
03/28/21	Alabama	N	W (OT)	88-78	5	—
03/20/21	BYU	N	W	73-62	23	—
12/19/20	Ohio State	N	L	70-77	20	—
02/22/20	Colorado	A	W	70-63	18	—
02/08/20	Arizona	A	W	65-52	23	—
01/30/20	Colorado	H	W	72-68	20	—
01/26/20	Oregon	A	L	75-96	12	—
11/27/19	Michigan State	N	L	62-75	3	—
12/22/18	Ohio State	N	L	66-80	15	—
11/23/18	North Carolina	N	L	78-94	7	17
11/22/18	Michigan State	N	L	67-87	11	17
03/09/18	Arizona	N	L (OT)	67-78	15	—
02/08/18	Arizona	A	W	82-74	13	—
12/23/17	Kentucky	N	W	83-75	7	—
12/16/17	Cincinnati	H	L	63-77	25	—
03/24/17	Kentucky	N	L	75-86	5	8
03/19/17	Cincinnati	N	W	79-67	18	8
03/10/17	Arizona	N	L	75-86	7	3
02/25/17	Arizona	A	W	77-72	4	5

Date	Team	Venue	W/L	Score	Opp.	UCLA
02/09/17	Oregon	H	W	82-79	5	10
01/21/17	Arizona	H	L	85-96	14	3
12/28/16	Oregon	A	L	87-89	21	2
12/03/16	Kentucky	A	W	97-92	1	11
03/02/16	Oregon	H	L	68-76	9	—
02/12/16	Arizona	A	L	75-81	17	—
01/07/16	Arizona	H	W	87-84	7	—
12/19/15	North Carolina	N	L	76-89	11	22
12/12/15	Gonzaga	A	W	71-66	20	—
12/03/15	Kentucky	H	W	87-77	1	—
11/24/15	Kansas	N	L	73-92	5	—
03/27/15	Gonzaga	N	L	62-74	7	—
03/19/15	SMU	N	W	60-59	20	—
03/13/15	Arizona	N	L	64-70	5	—
02/21/15	Arizona	A	L	47-57	7	—
01/29/15	Utah	H	W	69-59	11	—
01/04/15	Utah	A	L	39-71	10	—
12/20/14	Kentucky	N	L	44-83	1	—
12/13/14	Gonzaga	H	L	74-87	9	—
11/27/14	North Carolina	N	L	56-78	5	22
03/27/14	Florida	N	L	68-79	1	20
03/15/14	Arizona	N	W	75-71	4	—
01/16/14	Colorado	A	W	69-56	21	25
01/09/14	Arizona	H	L	75-79	1	—
12/19/13	Duke	N	L	63-80	8	—
03/15/13	Arizona	N	W	66-64	18	24
03/02/13	Arizona	H	W	74-69	11	—
02/14/13	Arizona	A	W	84-73	6	—
01/19/13	Oregon	H	L	67-76	21	24
12/28/12	Missouri	H	W (OT)	97-94	7	—
12/01/12	San Diego State	N	L	69-78	23	24
11/23/11	Michigan	N	L	63-79	15	—
11/22/11	Kansas	N	L	56-72	14	—
03/19/11	Florida	N	L	65-73	15	—
02/26/11	Arizona	H	W	71-49	10	—
12/18/10	BYU	N	W	86-79	16	—
12/02/10	Kansas	A	L	76-77	4	—
11/24/10	Villanova	N	L	70-82	7	—
12/06/09	Kansas	H	L	61-73	1	—
11/27/09	Butler	N	L	67-69	12	—
03/21/09	Villanova	N	L	69-89	11	18
02/19/09	Washington	H	W	85-76	22	20
02/12/09	Arizona State	A	L	67-74	18	11
01/17/09	Arizona State	H	L (OT)	58-61	16	9
12/04/08	Texas	A	L	64-68	8	12
04/05/08	Memphis	N	L	63-78	2	3
03/29/08	Xavier	N	W	76-57	12	3
03/15/08	Stanford	N	W	67-64	11	3
03/06/08	Stanford	H	W (OT)	77-67	7	3
02/07/08	Washington State	A	W	67-59	17	5
01/12/08	Washington State	H	W	81-74	4	5
01/03/08	Stanford	A	W	76-67	20	5
12/02/07	Texas	H	L	61-63	8	2
11/20/07	Michigan State	N	W	68-63	10	2

Date	Team	Venue	W/L	Score	Opp.	UCLA
03/31/07	Florida	N	L	66-76	3	7
03/24/07	Kansas	N	W	68-55	2	7
03/22/07	Pittsburgh	N	W	64-55	10	7
03/01/07	Washington State	A	W	53-45	13	2
02/17/07	Arizona	A	W	81-66	19	5
02/07/07	USC	H	W	70-65	19	2
02/01/07	Oregon	H	W	69-57	9	5
01/20/07	Arizona	H	W	73-69	11	3
01/06/07	Oregon	A	L	66-68	16	1
12/31/06	Washington	H	W	96-74	13	1
12/09/06	Texas A&M	N	W	65-62	6	1
11/22/06	Georgia Tech	N	W	88-73	19	5
11/21/06	Kentucky	N	W	73-68	20	5
04/03/06	Florida	N	L	57-73	10	7
04/01/06	LSU	N	W	59-45	19	7
03/25/06	Memphis	N	W	50-45	4	7
03/23/06	Gonzaga	N	W	73-71	5	7
02/11/06	Washington	A	L	67-70	21	13
01/21/06	West Virginia	H	L	56-60	12	18
01/14/06	Washington	H	L	65-69	13	11
01/05/06	Arizona	A	W	85-79	21	17
12/10/05	Nevada	N	W	67-56	17	16
11/23/05	Memphis	N	L	80-88	11	16
03/17/05	Texas Tech	N	L	66-78	24	—
02/12/05	Arizona	H	L	73-83	12	—
02/05/05	Washington	A	L	70-82	13	—
01/15/05	Arizona	A	L	73-76	17	—
01/08/05	Washington	H	W	95-86	12	—
12/21/04	Michigan State	A	L	64-76	23	—
02/21/04	Stanford	H	L	60-73	1	—
02/14/04	Arizona	A	L	83-107	16	—
01/22/04	Stanford	A	L	52-67	2	—
01/17/04	Arizona	H	L	72-97	7	—
12/06/03	Kentucky	N	L	50-52	9	—
03/13/03	Arizona	N	L (OT)	89-96	1	—
02/22/03	Stanford	H	L	84-93	21	—
02/20/03	California	H	W (OT)	76-75	18	—
02/13/03	Arizona	A	L	70-106	1	—
01/30/03	Oregon	H	L (OT)	91-96	22	—
01/25/03	California	A	L	69-80	25	—
01/18/03	Arizona	H	L	52-87	2	—
12/21/02	Kansas	A	L	70-87	19	—
11/30/02	Duke	N	L	73-84	4	—
03/17/02	Cincinnati	N	W (2OT)	105-101	5	—
03/07/02	California	N	L	61-67	25	—
03/02/02	Oregon	H	L	62-65	13	—
02/29/02	Stanford	A	W	95-92	10	25
02/14/02	Arizona	H	W	77-76	9	20
02/06/02	USC	H	W	67-65	25	15
01/24/02	Stanford	H	L	76-86	17	13
01/19/02	Arizona	A	L	86-96	15	9
01/12/02	Kansas	A	W	87-77	1	11
12/29/01	Georgetown	H	W	98-91	20	15
12/08/01	Alabama	N	W	79-57	16	20

UCLA edged Washington, 82-80, in a Big Ten Conference game at Alaska Airlines Arena on the campus of the University of Washington on Wednesday, Dec. 3 (earlier this season).

"Conference basketball, you're not blowing anybody out," Bruins' head coach Mick Cronin said. "We're in the Big Ten. They have real players, and they have a first-round draft pick [Hannes Steinbach]. Guy is a first-round draft pick. He's got 29 and 10 and 32 minutes, three assists, one steal. Great win for us. Obviously, we would have liked to put them away. Fatigue was a factor with no Trent [Perry]."

Trailing by one point, at 78-77, with 36 seconds left in regulation, Donovan Dent dribbled the ball up the court before finding Skyy Clark on the wing. Clark was fouled in the act of shooting a 3-pointer with 14 seconds left. He made all three foul shots, putting the Bruins ahead, 81-77.

Washington's Zoom Diallo drove the basket, made a driving layup and drew a foul on the next possession. Diallo made the ensuing free throw to pull Washington to within a point of UCLA, at 81-80, with eight seconds to play.

UCLA inbounded the ball to Dent, who drew a foul with 4.9 seconds left. Dent made the first of two free throw attempts and missed the second attempt. UCLA led 82-80, and Washington's Diallo missed a 3-point shot attempt at the buzzer.

Clark (25 points), Tyler Bilodeau (21 points) and Dent (17 points, eight assists) all scored in double-figures for UCLA.

UCLA 82										
NAME	FG	3FG	FT	R	PF	TP	A	MIN		
Eric Dailey Jr.	0-3	0-1	0-2	0	4	0	0	16		
Tyler Bilodeau	7-14	1-6	6-7	5	3	21	0	30		
Xavier Booker	3-5	1-2	1-2	3	2	8	2	17		
Donovan Dent	6-13	0-1	5-6	3	1	17	8	39		
Skyk Clark	7-9	6-7	5-6	2	2	25	3	39		
Jamar Brown	3-6	1-3	0-0	6	3	7	0	26		
Steven Jamerson II	2-2	0-0	0-1	2	4	4	2	21		
Brandon Williams	0-1	0-0	0-0	0	0	0	0	11		
Eric Freeny	0-0	0-0	0-0	0	0	0	0	2		
TOTALS	28-53	9-20	17-24	21	19	82	15	200		

NAME	FG	3FG	FT	R	PF	TP	A	MIN
Hannes Steinbach	11-12	0-0	7-8	10	4	29	3	272
Franck Kepnang	1-5	0-0	1-1	7	3	3	0	327
Quimari Peterson	5-9	2-5	0-0	1	3	12	2	368
Zoom Diallo	8-13	2-5	1-2	3	4	19	4	348
Wesley Yates III	4-13	4-10	0-1	3	1	12	1	339
Desmond Claude	2-6	1-3	0-0	3	2	5	4	207
Lathan Sommerville	0-1	0-0	0-0	2	1	0	0	107
JJ Mandaquit	0-1	0-1	0-0	0	2	0	0	7
TOTALS	31-60	9-24	9-12	33	20	80	14	2007

Halftime Score – UCLA 36, Washington 32. Team Rebounds – Washington 4, UCLA 0. Turnovers – Washington 15, UCLA 7. Technicals – None. Attendance: 6,700. Officials – Paul Szelc, Randy Richardson, Mike Littlewood.

Since the NCAA adopted the 3-point arc in 1986-87, below are the Bruins' top across-the-board shooting percentages. To qualify for this UCLA single-season list, a player has shot at least 44.0 percent overall, 37.0 percent from 3-point range, and 77.0 percent or better at the free throw line.

UCLA Player	Season	Games	FG / ATT	FT Pct.	3-FG / ATT	Pct.	FT / ATT	FT Pct.
Tyler Biodeau	2025-26	21	122 / 235	.519	42 / 94	.447	97 / 112	.866
Skyy Clark	2025-26	14	65 / 137	.474	34 / 70	.486	25 / 28	.893
Trent Perry	2025-26	22	80 / 177	.452	30 / 71	.423	77 / 91	.846
Skyy Clark	2024-25	34	99 / 216	.458	48 / 121	.397	42 / 54	.778
Tyger Campbell	2021-22	33	138 / 311	.444	50 / 122	.410	67 / 80	.838
Aaron Holiday	2017-18	33	212 / 460	.461	88 / 205	.429	159 / 192	.828
Thomas Welsh	2017-18	33	162 / 334	.485	45 / 112	.402	48 / 58	.828
Bryce Alford	2016-17	36	173 / 387	.447	116 / 270	.430	96 / 117	.821
Isaac Hamilton	2015-16	32	206 / 436	.472	60 / 159	.377	66 / 82	.805
Travis Wear	2013-14	34	105 / 198	.530	11 / 25	.440	25 / 30	.833
David Wear	2013-14	37	93 / 185	.503	23 / 52	.442	33 / 41	.805
David Wear	2011-12	32	128 / 263	.487	14 / 30	.367	55 / 70	.786
Josh Shipp	2008-09	33	170 / 337	.504	55 / 127	.433	85 / 106	.802
Darren Collison	2008-09	35	175 / 344	.509	41 / 104	.394	113 / 126	.897
Nikola Dragovic	2007-08	33	114 / 253	.451	60 / 157	.382	32 / 36	.889
Darren Collison	2007-08	33	161 / 335	.481	53 / 101	.525	102 / 117	.872
Arron Affalo	2006-07	36	210 / 456	.461	87 / 232	.375	101 / 126	.802
Darren Collison	2006-07	35	149 / 312	.478	51 / 114	.447	94 / 116	.810
Cedric Bozeman	2005-06	31	84 / 168	.500	22 / 56	.393	45 / 58	.776
Dijon Thompson	2004-05	28	183 / 386	.474	32 / 115	.374	107 / 136	.787
Jason Kapono	2002-03	29	171 / 374	.457	64 / 161	.398	81 / 92	.880
Jason Kapono	2001-02	33	170 / 370	.459	87 / 182	.453	101 / 118	.856
Billy Knight	2001-02	33	146 / 319	.458	60 / 151	.397	114 / 138	.826
Jason Kapono	2000-01	32	167 / 379	.441	84 / 184	.457	133 / 153	.869
Kris Johnson	1997-98	29	188 / 362	.519	47 / 115	.409	110 / 132	.833
Ed O'Bannon	1994-95	33	247 / 463	.533	55 / 127	.433	124 / 158	.785
Tyus Edney	1993-94	28	137 / 294	.466	24 / 64	.375	132 / 161	.820
Tyus Edney	1992-93	33	142 / 294	.483	34 / 82	.415	132 / 157	.841
Tyus Edney	1991-92	33	240 / 446	.538	78 / 156	.500	145 / 185	.784
Tracy Murray	1991-92	33	240 / 446	.538	78 / 156	.500	145 / 185	.784
Tracy Murray	1990-91	32	247 / 491	.503	73 / 189	.386	112 / 141	.794
Gerald Madkins	1987-88	30	66 / 111	.595	14 / 31	.452	29 / 35	.829
Reoqie Miller	1986-87	32	247 / 455	.543	69 / 157	.439	149 / 179	.832

games listed below are from 2007 through 2025

Date	AP Rk.	Site	Score	W/L
03/03/07	2/-	A	51-61	L
01/10/08	5/-	H	69-55	W
02/10/08	5/-	A	61-71	L
01/24/09	13/-	A	75-86	L
02/19/09	20/22	H	85-76	W
01/21/10	-/-	H	62-61	W
02/20/10	-/-	A	68-97	L
12/31/10	-/-	H	63-74	L
03/03/11	-/-	A	63-70	L
02/02/12	-/-	A	69-71	L
03/01/12	-/-	H	75-69	W
03/09/13	-/-	A	61-54	W
03/06/14	-/-	A	91-82	W
02/25/15	-/-	H	88-66	W
01/01/16	-/-	A (20T)	93-96	L
01/28/16	-/-	H	84-86	L
02/04/17	11/-	A	107-66	W
03/01/17	3/-	H	98-66	W
12/31/17	-/-	H	74-53	W
02/02/19	-/-	A	55-69	L
01/02/20	-/-	A	66-64	W
02/15/20	-/-	H	67-57	W
01/16/21	-/-	H	81-76	W
02/13/21	-/-	A	64-61	W
02/19/22	13/-	H	76-50	W
02/28/22	17/-	A	77-66	W
01/01/23	11/-	A	74-49	W
02/02/23	9/-	H	70-61	W
01/14/24	-/-	H	73-61	W
02/29/24	-/-	A	77-94	L
12/03/24	-/-	H	69-58	W
01/24/25	-/-	A	65-60	W
12/03/25	-/-	A	82-80	W

Rankings listed above include UCLA (left) and Washington (right).

Date	AP Rk.	Site	Score	W/L
12/28/59	-/-	H	93-68	W
12/27/63	4/3	H	98-80	¹ W
03/20/65	2/1	N	91-80	² W
12/29/73	1/-	H	90-70	W
03/15/75	2/-	N (OT)	103-91	W
03/05/78	2/-	H	96-70	W
03/21/93	-/3	N	84-86	L
03/15/98	19/12	N	85-82	W
12/28/02	-/-	H	76-81	L
12/27/03	-/-	A	66-70	L
12/18/04	-/-	H	81-79	W
12/17/05	14/-	A	68-61	W
12/23/06	1/-	H	92-55	W
12/22/07	8/-	A	69-54	W
11/20/08	4/-	N	52-55	³ L
11/23/11	-/15	N	63-79	^{MA} L
12/10/16	2/-	H	102-84	W
12/09/17	-/-	N (OT)	69-78	L
03/30/21	-/4	A	51-49	W
01/07/25	22/24	H	75-94	L

Rankings listed above include UCLA (left) and Washington (right).

¹ game played at the Los Angeles Sports Arena

² game played at MSG in New York, N.Y.

³ NCAA Championship contest in Portland, Ore.

MA game played in the Maui Invitational

BY HALF SCORING TOTALS, AT A GLANCE

Coach Cronin's teams at UCLA have compiled an overall record of 154-71, now midway through seventh year as the Bruins' head coach. Since Coach Cronin's first game with the Bruins, against Long Beach State (Nov. 6, 2019), UCLA has posted a 118-25 record when entering halftime with the lead. Conversely, the Bruins have gone 33-42 when trailing at the half and have posted a 3-4 record when the game has been tied at the intermission.

UCLA's totals, by half

Most first half points		
57	vs. Iowa	Pauley Pavilion 01-17-2025
55	vs. North Florida	Pauley Pavilion 11-17-2021
54	vs. Washington State	Pauley Pavilion 01-14-2021

Fewest first half points

20	at USC	Galen Center 02-06-2021
21	vs. Oregon	Pauley Pavilion 12-04-2022

Most second half points

65	vs. Cal Poly	Pauley Pavilion 12-19-2025
58	vs. Prairie View A&M	Pauley Pavilion 12-17-2024
57	vs. Pepperdine	Pauley Pavilion 11-23-2022

Fewest second half points

16	vs. USC	Pauley Pavilion 01-05-2023
21	at Utah	Salt Lake City, Utah 01-11-2024
22	vs. USC	Pauley Pavilion 02-24-2024

Opposition's totals, by half

Most first half points		
48	vs. Wisconsin	Indianapolis, Ind. 03-14-2025
48	at Oregon	Eugene, Ore. 01-26-2020
47	vs. Michigan	Pauley Pavilion 01-07-2025

Fewest first half points

15	vs. California	Pauley Pavilion 02-18-2023
16	vs. Lehigh	Pauley Pavilion 11-15-2024
16	vs. Chaminade	Lahaina, Maui 11-26-2019

Most second half points

57	at Utah	Salt Lake City, Utah 01-11-2024
52	at Illinois	Champaign, Ill. 02-11-2025
52	at USC	Galen Center 01-26-2023

Fewest second half points

16	vs. Arizona State	Pauley Pavilion 03-09-2024
17	vs. Lafayette	Pauley Pavilion 11-10-2023
18	vs. Boston University	Pauley Pavilion 11-11-2024

BY HALF TOTALS, SINCE START OF 2023-24 SEASON

Date	Opponent	Result	Score	H/A/N	UCLA / OPP First Half	UCLA / OPP Second Half	UCLA / OPP Overtime
02-03-2026	Rutgers	W	98-66	H	52 / 40	46 / 26	—
01-31-2026	Indiana (2-OT)	L	97-98	H	36 / 30	40 / 46	21 / 22
01-28-2026	at Oregon	W	73-57	A	36 / 22	37 / 35	—
01-24-2026	Northwestern	W	71-64	H	41 / 31	30 / 33	—
01-20-2026	Purdue	W	69-67	H	32 / 32	37 / 35	—
01-17-2026	at Ohio State	L	74-86	A	36 / 42	38 / 44	—
01-14-2026	at Penn State	W	71-60	A	29 / 23	42 / 37	—
01-10-2026	Maryland	W	67-55	H	38 / 21	29 / 34	—
01-06-2026	at Wisconsin	L	72-80	A	31 / 45	41 / 34	—
01-03-2026	at Iowa	L	61-74	A	22 / 40	39 / 34	—
12-23-2025	UC Riverside	W	97-65	H	45 / 34	52 / 31	—
12-19-2025	Cal Poly	W	108-87	H	43 / 45	65 / 42	—
12-17-2025	Arizona State	W	90-77	H	45 / 33	45 / 44	—
12-13-2025	vs. Gonzaga	L	72-82	N	40 / 45	32 / 37	—
12-06-2025	Oregon	W	74-63	H	44 / 31	30 / 32	—
12-03-2025	at Washington	W	82-80	A	36 / 32	46 / 48	—
11-25-2025	vs. California	L	72-80	N	41 / 36	31 / 44	—
11-21-2025	Presbyterian	W	86-46	H	41 / 22	45 / 24	—
11-18-2025	Sacramento State	W	79-48	H	42 / 17	37 / 31	—
11-14-2025	vs. Arizona	L	65-69	N	25 / 28	40 / 41	—
11-10-2025	West Georgia	W	83-62	H	37 / 32	46 / 30	—
11-07-2025	Pepperdine	W	74-63	H	37 / 28	37 / 35	—
11-03-2025	Eastern Washington	W	80-74	H	40 / 33	40 / 41	—
03-22-2025	vs. Tennessee	L	58-67	N	25 / 32	33 / 35	—
03-20-2025	vs. Utah State	W	72-47	N	39 / 27	33 / 20	—
03-14-2025	vs. Wisconsin	L	70-86	N	29 / 48	41 / 38	—
03-08-2025	USC	W	90-63	H	39 / 27	51 / 36	—
03-03-2025	at Northwestern	W	73-69	A	34 / 35	39 / 34	—
02-28-2025	at Purdue	L	66-76	A	35 / 37	31 / 39	—
02-23-2025	Ohio State	W	69-61	H	28 / 24	41 / 37	—
02-18-2025	Minnesota	L	61-64	H	34 / 23	27 / 41	—
02-14-2025	at Indiana	W	72-68	A	35 / 25	37 / 43	—
02-11-2025	at Illinois	L	78-83	A	25 / 31	53 / 52	—
02-08-2025	Penn State	W	78-54	H	44 / 31	34 / 23	—
02-04-2025	Michigan State	W	63-61	H	35 / 28	28 / 33	—
01-30-2025	Oregon	W	78-52	H	40 / 26	38 / 26	—
01-27-2025	at USC	W	82-76	A	42 / 37	40 / 39	—
01-24-2025	at Washington	W	65-60	A	36 / 32	29 / 28	—
01-21-2025	Wisconsin	W	85-83	H	36 / 41	49 / 42	—
01-17-2025	Iowa	W	94-70	H	57 / 24	37 / 46	—
01-13-2025	at Rutgers	L	68-75	A	33 / 30	35 / 45	—
01-10-2025	at Maryland	L	61-79	A	36 / 40	25 / 39	—
01-07-2025	Michigan	L	75-94	H	37 / 47	38 / 47	—
01-04-2025	at Nebraska	L	58-66	A	24 / 24	34 / 42	—
12-28-2024	vs. Gonzaga	W	65-62	N	27 / 25	38 / 37	—
12-21-2024	vs. North Carolina	L	74-76	N	40 / 32	34 / 44	—
12-17-2024	Prairie View A&M	W	111-75	H	53 / 36	58 / 39	—
12-14-2024	vs. Arizona	W	57-54	N	30 / 28	27 / 26	—
12-08-2024	at Oregon	W	73-71	A	33 / 34	40 / 37	—
12-03-2024	Washington	W	69-58	H	29 / 24	40 / 34	—
11-26-2024	Southern Utah	W	88-43	H	43 / 20	45 / 23	—
11-22-2024	Cal State Fullerton	W	80-47	H	39 / 25	41 / 22	—
11-20-2024	Idaho State	W	84-70	H	41 / 27	43 / 43	—
11-15-2024	Lehigh	W	85-45	H	44 / 16	41 / 29	—
11-11-2024	Boston University	W	71-40	H	39 / 22	32 / 18	—
11-08-2024	vs. New Mexico	L	64-72	N	30 / 41	34 / 31	—
11-04-2024	Rider	W	85-50	H	41 / 23	44 / 27	—
03-14-2024	vs. Oregon	L	66-68	N	34 / 29	32 / 39	—
03-13-2024	vs. Oregon State	W	67-57	N	34 / 22	33 / 35	—
03-09-2024	Arizona State	W	59-47	H	27 / 31	32 / 16	—
03-07-2024	Arizona	L	65-88	H	27 / 44	38 / 44	—
03-02-2024	at Washington State	L	65-77	A	32 / 40	33 / 37	—
02-29-2024	at Washington	L	77-94	A	35 / 44	42 / 50	—
02-24-2024	USC	L	56-62	H	34 / 34	22 / 28	—
02-18-2024	Utah	L	69-70	H	36 / 34	33 / 36	—
02-15-2024	Colorado	W	64-60	H	38 / 29	26 / 31	—
02-10-2024	at California	W	61-60	A	35 / 24	26 / 36	—
02-07-2024	at Stanford	W	82-74	A	35 / 33	47 / 41	—
02-03-2024	Oregon	W	71-63	H	33 / 34	38 / 29	—
02-01-2024	Oregon State	W	71-63	H	33 / 31	38 / 32	—
01-27-2024	at USC	W	65-50	A	37 / 26	28 / 24	—
01-20-2024	at Arizona	L	71-77	A	37 / 28	34 / 49	—
01-17-2024	at Arizona State	W	68-66	A	23 / 36	45 / 30	—
01-14-2024	Washington	W	73-61	H	30 / 22	43 / 39	—
01-11-2024	at Utah	L	44-90	A	23 / 33	21 / 57	—
01-06-2024	California	L	57-66	H	23 / 32	34 / 34	—
01-03-2024	Stanford	L	53-59	H	30 / 26	23 / 33	—
12-30-2023	at Oregon	L	59-64	A	31 / 33	28 / 31	—
12-28-2023	at Oregon State	W	69-62	A	24 / 28	45 / 34	—
12-22-2023	Maryland	L	60-69	H	28 / 43	32 / 26	—
12-19-2023	CSUN	L	72-76	H	26 / 40	46 / 36	—
12-16-2023	vs. Ohio State	L	60-67	N	23 / 22	37 / 45	—
12-09-2023	at Villanova	L	56-65	A	29 / 25	27 / 40	—
11-30-2023	UC Riverside	W	66-65	H	34 / 32	32 / 33	—
11-22-2023	vs. Gonzaga	L	65-69	N	34 / 38	31 / 31	—
11-21-2023	vs. Chaminade	W	76-48	N	36 / 21	40 / 27	—
11-20-2023	vs. Marquette	L	69-71	N	35 / 30	34 / 41	—
11-15-2023	Long Island Univ.	W	78-58	H	35 / 17	43 / 41	—
11-10-2023	Lafayette	W	68-50	H	30 / 33	38 / 17	—
11-06-2023	Saint Francis	W	75-44	H	32 / 22	43 / 22	—

HEAD COACH MICK CRONIN – YEAR-BY-YEAR SUMMARY

Year	School	Record	Pct.	League	Pct.	Finish	Postseason
2003-04	Murray State	28-6	.824	14-2	.875	2nd	NCAA First Round (0-1)
2004-05	Murray State	17-11	.607	11-5	.688	t-2nd	–
2005-06	Murray State	24-7	.774	17-3	.850	1st	NCAA First Round (0-1)
2006-07	Cincinnati	11-19	.367	2-14	.125	16th	–
2007-08	Cincinnati	13-19	.406	8-10	.444	10th	CBI Tournament First Round (0-1)
2008-09	Cincinnati	18-14	.563	8-10	.444	9th	–
2009-10	Cincinnati	19-16	.543	7-11	.389	11th	NIT Second Round (1-1)
2010-11	Cincinnati	26-9	.743	11-7	.611	t-6th	NCAA Second Round (1-1)
2011-12	Cincinnati	26-11	.703	12-6	.667	t-4th	NCAA Sweet 16 (2-1)
2012-13	Cincinnati	22-12	.647	9-9	.500	t-9th	NCAA First Round (0-1)
2013-14	Cincinnati	27-7	.794	15-3	.833	t-1st	NCAA First Round (0-1)
2014-15	Cincinnati	23-11	.676	13-5	.722	t-3rd	NCAA Second Round (1-1)
2015-16	Cincinnati	22-11	.667	12-6	.667	t-3rd	NCAA First Round (0-1)
2016-17	Cincinnati	30-6	.833	16-2	.889	2nd	NCAA Second Round (1-1)
2017-18	Cincinnati	31-5	.861	16-2	.889	1st	NCAA Second Round (1-1)
2018-19	Cincinnati	28-7	.800	14-4	.778	2nd	NCAA First Round (0-1)
2019-20	UCLA	19-12	.613	12-6	.667	2nd	– (COVID-19, no NCAA Tournament)
2020-21	UCLA	22-10	.688	13-6	.684	4th	NCAA Final Four (5-1)
2021-22	UCLA	27-8	.771	15-5	.750	2nd	NCAA Sweet 16 (2-1)
2022-23	UCLA	31-6	.861	18-2	.900	1st	NCAA Sweet 16 (2-1)
2023-24	UCLA	16-17	.485	10-10	.500	5th	–
2024-25	UCLA	23-11	.676	13-7	.650	t-4th	NCAA Tournament (0-0)
2025-26	UCLA	16-7	.696	8-4	.667	–	–
3 seasons at Murray State		69-24	.742	43-10	.808	–	2 NCAA Tournaments
13 seasons at Cincinnati		296-147	.668	144-89	.616	–	9 NCAA Tournaments
7th season at UCLA		154-71	.684	88-40	.688	–	4 NCAA Tournaments
23rd season, overall		519-242	.682	275-139	.664	–	15 NCAA Tournaments

Mick Cronin’s Career Records vs. Opponents

Abilene Christian	1-0	George Mason	1-0	North Carolina A&T	1-0	TCU	1-0
Akron	1-0	George Washington	1-0	North Carolina Central	3-0	Temple	9-3
Alabama	2-0	Georgetown	6-6	North Florida	1-0	Tennessee	0-2
Alabama State	2-0	Georgetown College	1-0	Northern Kentucky	1-0	Tennessee State	5-1
Albany	1-0	Georgia	1-0	Northwestern	3-0	Tennessee-Marlin	9-0
Arizona	7-7	Georgia Southern	1-0	Northwestern State	1-0	Tennessee Tech	3-2
Arizona State	9-2	Georgia State	1-0	Notre Dame	3-8	Texas	1-0
Arkansas Little Rock	1-0	Gonzaga	1-6	Oakland	1-0	Texas A&M Corpus Christi	1-1
Arkansas Pine Bluff	5-0	Harvard	0-1	Ohio	0-1	Texas San Antonio	2-0
Arkansas Tech	1-0	High Point	1-0	Ohio State	1-6	Texas Southern	3-0
Appalachian State	1-0	Hofstra	0-1	Oklahoma	2-0	Toledo	2-0
Austin Peay	4-1	Houston	10-4	Oregon	9-6	Tulane	6-1
Baylor	0-1	Howard	1-0	Oregon State	8-1	Tulsa	8-1
Bellarmine	2-0	Idaho State	1-0	Penn State	3-0	UAB	1-4
Belmont	0-1	Illinois	0-3	Pepperdine	3-0	UC Davis	2-0
Boston University	1-0	Illinois-Chicago	1-0	Pittsburgh	4-8	UCLA	2-1
Bowling Green	2-1	Illinois State	0-1	Prairie View A&M	2-0	UC Riverside	2-0
Bradley	0-1	Indiana	1-1	Presbyterian	1-1	UC Santa Barbara	1-0
Brown	1-0	Iowa	1-2	Providence	4-5	UMass Lowell	1-0
Buffalo	1-0	Iowa State	2-1	Purdue	2-1	UNC Asheville	1-0
Butler	0-2	Jacksonville State	6-0	Purdue Fort Wayne	1-0	UNLV	4-0
BYU	1-1	Kansas State	1-0	Radford	1-0	USC	6-7
Cal Poly	1-0	Kennesaw State	1-0	Rhode Island	0-1	Utah	7-2
Cal State Bakersfield	2-0	Kentucky	1-1	Rice	2-0	Utah State	1-0
Cal State Fullerton	1-1	Lafayette	1-0	Richmond	1-0	Utah Valley	1-0
Cal State Northridge	0-1	Lehigh	1-0	Rider	1-0	Vanderbilt	1-0
California	7-2	Lipscomb	2-0	Robert Morris	1-0	VCU	1-1
Campbell	2-0	Long Beach State	4-0	Rutgers	10-4	Villanova	5-5
Campbellsville	1-0	Long Island University	1-0	Sacramento State	2-0	Wagner	2-0
Central Florida	10-2	Louisville	5-7	Samford	3-3	Washington	12-1
Central Michigan	1-0	Marquette	5-5	San Diego	1-0	Washington State	6-3
Chaminade	2-0	Marshall	2-1	San Diego State	1-1	Weber State	1-0
Charleston Southern	1-0	Maryland	3-2	San Jose State	1-0	West Florida	1-0
Chicago State	3-0	Maryland Eastern Shore	1-0	Savannah State	2-0	West Georgia	1-0
Cincinnati	0-1	Memphis	10-5	Seattle	1-0	West Virginia	3-5
Cleveland State	1-0	Miami (Ohio)	5-0	Seton Hall	4-3	Western Carolina	3-0
Coastal Carolina	2-0	Michigan	1-1	SIU Edwardsville	2-0	Western Illinois	1-0
Colorado	9-1	Michigan State	2-1	SMU	11-4	Western Kentucky	1-1
Connecticut	15-11	Middle Tennessee	2-0	South Carolina State	1-0	Western Michigan	1-0
Coppin State	1-0	Milwaukee	1-0	South Carolina Upstate	2-0	Wichita State	4-1
Creighton	0-1	Minnesota	0-1	South Dakota	1-0	Winthrop	1-0
Dayton	1-1	Mississippi	1-1	South Florida	14-4	Wisconsin	1-2
Delaware State	2-0	Mississippi State	2-1	Southeast Missouri	5-2	Wright State	3-0
Denver	2-0	Mississippi Valley State	1-0	Southeastern Louisiana	1-0	Wofford	0-1
DePaul	6-3	Missouri	1-1	Southern Illinois	1-2	Wyoming	1-0
East Carolina	5-2	Morehead State	8-0	Southern Mississippi	1-0	Xavier	5-8
Eastern Illinois	6-1	Morgan State	1-0	Southern Utah	2-0		
Eastern Kentucky	6-1	Mount St. Mary’s	1-0	St. Francis (Pa.)	3-0		
Eastern Washington	1-0	N.C. State	3-1	St. Joseph’s	0-1		
Fairfield	1-0	Nebraska	2-1	St. John’s	5-6		
Fairleigh Dickinson	1-0	Nevada	0-2	St. Mary’s	1-1		
Florida	0-1	New Mexico	0-3	Stanford	5-3		
Florida A&M	1-0	Norfolk State	2-0	Stony Brook	1-0		
Florida State	1-1	North Carolina	0-4	Syracuse	2-6		

MICK CRONIN
The Michael Price Family UCLA
Men’s Head Basketball Coach



Record at UCLA
154-71 (Seventh season)
Overall Record
519-242 (23rd season)

Mick Cronin is midway through his seventh season as UCLA's head coach, having been named the 14th head coach in the history of the men's basketball program on April 9, 2019. Cronin arrived in Westwood after spending the previous 13 seasons as head coach at his alma mater, the University of Cincinnati. He served as the head coach at Murray State for three seasons, prior to taking the head coaching position at Cincinnati.

Cronin has led his teams to the NCAA Tournament 15 times, including four trips to the tournament in six years at UCLA. He made his first-ever trip to the Final Four in 2021, with UCLA, as the Bruins defeated No. 1-seed Michigan, 51-49, on March 30, 2021, advancing to the NCAA Final Four in Indianapolis. In addition to the 2021 tournament, Cronin guided the Bruins to Sweet 16 appearances in 2022 and 2023.

Cronin was named the Pac-12 Coach of the Year in 2020 and 2023, marking the third conference in which he has secured "Coach of the Year" acclaim. He was named the American Athletic Conference's Coach of the Year (AAC) in 2014, while at Cincinnati. In addition, he was named the Ohio Valley Conference Coach of the Year (OVC) in 2006, his third and final season at that program. In addition, Cronin was honored as the Sporting News National Coach of the Year in 2018, having led Cincinnati to a 31-5 overall record that season.

Cronin reached career victory No. 500 on Feb. 23, 2025, and is the youngest head coach at the NCAA Division I level with at least 500 career wins (Cronin is 54 years old and turns 55 next summer). In 2022-23, he guided UCLA to its first Pac-12 regular-season title since 2013, as the Bruins went 18-2 in conference play.

In 2020-21, Cronin guided the Bruins to a 22-10 overall record. UCLA won five consecutive games over a 13-day span during the NCAA Tournament, advancing to the NCAA Final Four for the first time since 2008. UCLA had entered the NCAA Tournament in 2021 as a "First Four" team, becoming the second team ever to advance from the First Four to the Final Four. The NCAA Tournament began using a 68-team field (with the First Four) in 2011.

Before he became UCLA's head coach, Cronin led Cincinnati to consecutive NCAA Tournaments the previous nine years. He guided Cincinnati to a pair of back-to-back 30-plus win seasons in 2017 and 2018, and coached the Bearcats to the American Athletic Conference (AAC) Tournament title in 2018 and 2019.

PRIOR TO BECOMING A HEAD COACH
Cronin became a head coach at Murray State (Murray, Kentucky) at the age of 32, prior to the 2003-04 school year. The son of longtime high school coach Hep Cronin, Mick Cronin served as an assistant varsity coach and head junior varsity coach at Woodward High School while he was completing his undergraduate studies at Cincinnati. He served as the video coordinator and later as an assistant coach for head coach Bob Huggins at Cincinnati (assistant coach from 1997 through 2001). He joined the coaching staff at Louisville prior to the 2001-02 school year, serving as the program's associate head coach for Rick Pitino. After two seasons on the staff at Louisville, Cronin became the head coach at Murray State. In three seasons at Murray State, Cronin led the Racers to a pair of NCAA Tournament appearances and a combined record of 69-24. Cronin compiled a 42-10 record in the Ohio Valley Conference during his three seasons at Murray State.

ABOUT UCLA's COACHING STAFF



DARREN SAVINO
Associate Head Coach, 7th season
Alma Mater: Jersey City College '16

- Has worked for the past six seasons as UCLA's associate head coach ... prior to coaching with the Bruins, he served as an assistant coach at Cincinnati, working alongside head coach Mick Cronin ... helped guide Cincinnati to a record of 235-79 through nine seasons.
- Has helped the Bruins compile a 138-64 overall record in six seasons (2019-20 through 2024-25) ... UCLA advanced to the NCAA Final Four in 2021, recording five consecutive victories over a 13-day span.
- Coached Cincinnati's program to nine consecutive NCAA Tournament appearances from 2011 through 2019 ... in his final season with the Bearcats, Cincinnati went 28-7 and won the American Athletic Conference Tournament title ... Coach Savino was elevated to the role of associate head coach at Cincinnati in April 2018.
- Through the final three seasons at Cincinnati, helped the Bearcats' program to an 89-18 record, including consecutive American Athletic Conference Tournament championships in 2018 and 2019.



ROD PALMER
Assistant Coach, 7th season
Alma Mater: UC Irvine '90

- Has served as an assistant coach at UCLA for six seasons ... has coached in the Southern California region for 32 years ... prior to joining UCLA, he was an assistant coach at San Diego State in 2018-19 and for the previous 11 seasons at Long Beach State.
- Helped UCLA compile a 138-64 record through six seasons (2019-20 through 2024-25) ... the Bruins advanced to the NCAA Final Four in 2021, recording five consecutive wins over a 13-day span.
- Served as an assistant coach at Long Beach State for 11 seasons (from 2007-08 through 2017-18) ... helped Long Beach State advance to the NCAA Tournament in 2012 and guided the program to Big West Conference crowns in 2011, 2012 and 2013.
- Prior to his time at Long Beach State, spent 14 seasons as a high school coach in Los Angeles ... was the head coach at Centennial High School (Compton) from 2000-07 and at Compton High School from 1993-00 ... his teams at Centennial won the CIF Division III Southern Regional title in 2002 and 2004, while his 2006 squad captured the CIF Division III-A Championship.



NATE GEORGETON
Assistant Coach, 3rd season
Alma Mater: Cincinnati '19

- Has worked for six seasons on the Bruins' coaching staff, including two years as an assistant coach ... previously, he served as the team's video coordinator and as the director of student-athlete development.
- Has played a major role in the Bruins' recruiting efforts, managing recruiting databases, schedules and visits ... was initially hired as UCLA's video coordinator in the summer of 2019.
- Over the previous six seasons at UCLA, helped the Bruins' program post a record of 138-64 ... UCLA went 31-6 in 2022-23 and 18-2 in Pac-12 play to capture the program's first conference championship since 2013.
- Graduated from the University of Cincinnati in 2019 ... spent his first two years of college at Northwood University (Division II) in Michigan ... earned his degree from Cincinnati in interdisciplinary studies with a focus in sports administration and business.



NEMANJA "YOGI" JOVANOVIC
Assistant Coach, 3rd season
Alma Mater: University of Belgrade '09

- Joined the Bruins' coaching staff in the summer of 2023 ... serves as an assistant coach and as UCLA's director of international recruiting ... primarily goes by the name "Yogi."
- Spent the previous nine seasons working at three universities in the United States — SMU (2015-22), DePaul (2022-23) and UT Arlington (2023-24) ... also has brought extensive international experience to Westwood.
- In his seven seasons at SMU (2015-22), served as the Director of Player Development for four years and was also the program's Director of Video Services for one season ... helped SMU to win the American Athletic Conference regular-season title in 2017 and the AAC Tournament championship in 2017 ... SMU's team advanced to the NCAA Tournament in 2017.
- Began his coaching career in Europe in 2002 with BC Zeleznicar Lajkovac in his native country of Serbia ... worked as an assistant coach for one of the top European teams in Red Star Belgrade ... also had stints coaching in Sweden, Denmark and Spain.



DAVID SINGLETON
Assistant Coach, 1st season
Alma Mater: UCLA '23

- Joined the Bruins' coaching staff in the summer of 2025 ... has assisted the team in a variety of areas as an assistant coach, most notably in a player development role.
- Spent the previous two seasons playing in the NBA's G League for the College Park Skyhawks, an affiliate of the Atlanta Hawks ... was undrafted in 2023 after five seasons on UCLA's team.
- Excelled at Bishop Montgomery High School before enrolling at UCLA in 2018 ... concluded his collegiate career as UCLA's all-time leader in games played (164) ... averaged 5.7 points and 1.8 rebounds per game ... finished his career ranking No. 5 on the Bruins' career 3-point percentage list (43.4%) and No. 9 on the Pac-12's career 3-point percentage record.

MISCELLANEOUS STATS

CAREER TOTALS (in order by most games played)				
PLAYER	GP	PTS	REB	AST
Donovan Dent ^	126	1698	293	647
Tyler Bilodeau ^	118	1512	577	129
Steven Jamerson II ^	94	615	549	72
Sky Clark ^	90	952	271	237
Eric Dailey Jr. ^	87	922	414	125
Jamar Brown ^	85	1114	496	94
Xavier Booker ^	83	430	202	38
Anthony Peoples Jr. ^	72	367	209	26
Brandon Williams	55	158	102	28
Trent Perry	54	385	119	82
Eric Freeny	16	22	17	5
Jack Seidler	11	4	5	0
Christian Horry	4	0	0	1
Evan Manjikian	2	3	1	0

PLAYER	GAMES PLAYED		STARTS	
	25-26	CAREER	25-26	CAREER
Tyler Bilodeau ^	21	118	20	98
Xavier Booker ^	23	83	21	26
Jamar Brown ^	23	85	2	63
Sky Clark ^	14	90	13	87
Eric Dailey Jr. ^	22	87	22	71
Donovan Dent ^	22	126	21	93
Eric Freeny	16	16	0	0
Christian Horry	4	0	0	0
Steven Jamerson II ^	23	94	1	62
Evan Manjikian	0	2	0	0
Anthony Peoples Jr.	3	72	0	2
Trent Perry	22	54	11	11
Jack Seidler	4	11	0	0
Brandon Williams	22	54	4	18

PLAYER	DOUBLE-FIGURE POINTS		DOUBLE-FIGURE REBOUNDS	
	25-26	CAREER	25-26	CAREER
Tyler Bilodeau ^	19	79	1	6
Xavier Booker ^	7	14	0	0
Jamar Brown ^	3	53	0	15
Sky Clark ^	8	45	0	0
Eric Dailey Jr. ^	16	49	2	5
Donovan Dent ^	17	84	0	0
Steven Jamerson II ^	0	24	0	19
Anthony Peoples Jr. ^	0	15	0	2
Trent Perry	14	17	0	0
Brandon Williams	1	3	0	0

DOUBLE-DOUBLES		
PLAYER	2025-26	CAREER
Tyler Bilodeau ^	1	5
Jamar Brown ^	0	14
Eric Dailey Jr. ^	2	5
Donovan Dent ^	5	12
Steven Jamerson II ^	0	10
Anthony Peoples Jr. ^	0	1

* Dent's double-doubles, points and assists

30+ POINTS		
PLAYER	2025-26	CAREER
Tyler Bilodeau	2	2
Sky Clark ^	1	2
Donovan Dent ^	0	5
Trent Perry	1	1


20+ POINTS		
PLAYER	2025-26	CAREER
Tyler Bilodeau ^	6	16
Jamar Brown ^	0	17
Sky Clark ^	3	9
Eric Dailey Jr. ^	0	5
Donovan Dent ^	5	32
Steven Jamerson II ^	0	5
Trent Perry	2	2
Xavier Booker	1	1

10+ REBOUNDS		
PLAYER	2025-26	CAREER
Tyler Bilodeau ^	1	6
Jamar Brown ^	0	15
Eric Dailey Jr. ^	2	5
Steven Jamerson II ^	0	19
Anthony Peoples Jr. ^	0	2

10+ ASSISTS		
PLAYER	2025-26	CAREER
Donovan Dent ^	5	12

^ includes statistics from seasons prior to UCLA (transfer)

UCLA's RADIO/TV ROSTER



0

TRENT PERRY

SO, G – 6-4, 190

PPG: 12.1 RPG: 3.0 APG: 2.7
GP/GS: 22/11



1

XAVIER BOOKER

JR, F/C – 6-11, 245

PPG: 7.6 RPG: 3.6 APG: 1.0
GP/GS: 23/21




2

DONOVAN DENT

SR, G – 6-2, 185

PPG: 13.5 RPG: 2.5 APG: 7.0
GP/GS: 22/21



3

ERIC DAILEY JR.

JR, G/F – 6-8, 230

PPG: 11.2 RPG: 5.8 APG: 1.4
GP/GS: 22/22



4

JAMAR BROWN

5th SR, G – 6-5, 200

PPG: 5.3 RPG: 3.4 APG: 0.5
GP/GS: 23/2



5

BRANDON WILLIAMS

R-SO, G/F – 6-7, 230

PPG: 2.6 RPG: 1.9 APG: 0.5
GP/GS: 22/4




7

CHRISTIAN HORRY

R-FR, G – 6-2, 180

PPG: 0.0 RPG: 0.0 APG: 0.3
GP/GS: 4/0



8

ERIC FREENY

R-FR, G – 6-4, 215

PPG: 1.4 RPG: 1.1 APG: 0.3
GP/GS: 16/0



10

MARKELL ALSTON

FR, G – 6-1, 185

PPG: – RPG: – APG: –
GP/GS: 0/0



21

EVAN MANJIKIAN

R-JR, F – 6-8, 235

PPG: – RPG: – APG: –
GP/GS: 0/0




23

ANTHONY PEOPLES JR.

R-SR, F/C – 6-9, 230

PPG: 0.7 RPG: 1.0 APG: 0.0
GP/GS: 3/0




24

STEVEN JAMERSON II

R-SR, F/C – 6-10, 230

PPG: 2.2 RPG: 2.4 APG: 0.6
GP/GS: 23/1



30

JACK SEIDLER

R-JR, G – 6-4, 215

PPG: 0.5 RPG: 1.0 APG: 0.0
GP/GS: 4/0



34

TYLER BILODEAU

SR, F – 6-9, 235

PPG: 18.2 RPG: 5.7 APG: 1.1
GP/GS: 21/20



55

SKYY CLARK

SR, G – 6-3, 210

PPG: 13.5 RPG: 2.8 APG: 2.3
GP/GS: 14/13



MICK CRONIN

THE MICHAEL PRICE FAMILY UCLA
MEN'S HEAD BASKETBALL COACH
7th Season



DARREN SAVINO

ASSOCIATE HEAD COACH
7th Season



ROD PALMER

ASSISTANT COACH
7th Season



NATE GEORGETON

ASSISTANT COACH
3rd Season



YOGI JOVANOVIC

ASSISTANT COACH
3rd Season



DAVID SINGLETON

ASSISTANT COACH
1st Season

2025-26 BIG TEN STANDINGS

through games played on Thursday, Feb. 5

Team	Big Ten	Pct.	GB	Overall	Pct.
Michigan	11-1	.917	—	21-1	.955
Illinois	11-1	.917	—	20-3	.870
Nebraska	9-2	.818	1.5	20-2	.909
Michigan State	9-3	.750	2.0	19-4	.826
Purdue	8-3	.727	2.5	18-4	.818
Wisconsin	8-3	.727	2.5	16-6	.727
UCLA	8-4	.667	3.0	16-7	.682
Iowa	7-4	.636	3.5	17-5	.773
Ohio State	7-5	.583	4.0	15-7	.682
USC	6-6	.500	5.0	17-6	.739
Indiana	6-6	.500	5.0	15-8	.652
Washington	4-8	.333	7.0	12-11	.522
Minnesota	4-8	.333	7.0	11-12	.478
Rutgers	2-10	.167	9.0	9-14	.391
Northwestern	2-10	.167	9.0	10-13	.435
Oregon	1-10	.091	9.5	8-14	.364
Maryland	1-10	.091	9.5	8-14	.364
Penn State	1-11	.083	10.0	10-13	.435

FINAL 2024-25 BIG TEN STANDINGS

Team	Big Ten	Pct.	GB	Overall	Pct.
Michigan State	17-3	.850	—	30-7	.811
Maryland	14-6	.700	3.0	27-9	.750
Michigan	14-6	.700	3.0	27-10	.730
UCLA	13-7	.650	4.0	23-11	.676
Wisconsin	13-7	.650	4.0	27-10	.730
Purdue	13-7	.650	4.0	24-12	.667
Illinois	12-8	.600	5.0	22-13	.629
Oregon	12-8	.600	5.0	25-10	.714
Indiana	10-10	.500	7.0	19-13	.594
Ohio State	9-11	.450	8.0	17-15	.531
Rutgers	8-12	.400	9.0	15-17	.469
Minnesota	7-13	.350	10.0	15-17	.469
Northwestern	7-13	.350	10.0	17-16	.515
USC	7-13	.350	10.0	17-18	.486
Iowa	7-13	.350	10.0	17-16	.515
Nebraska	7-13	.350	10.0	21-14	.600
Penn State	6-14	.300	11.0	16-15	.516
Washington	4-16	.200	13.0	13-18	.419

FINAL 2023-24 PAC-12 STANDINGS

Team	Pac-12	Pct.	GB	Overall	Pct.
Arizona	15-5	.750	—	27-9	.750
Washington State	14-6	.700	1.0	25-10	.714
Colorado	13-7	.650	2.0	26-11	.703
Oregon	12-8	.600	3.0	24-12	.667
UCLA	10-10	.500	6.0	16-17	.485
Utah	9-11	.450	6.0	22-15	.595
California	9-11	.450	6.5	13-19	.406
Washington	9-11	.450	6.5	17-15	.531
USC	8-12	.400	7.0	15-18	.455
Stanford	8-12	.400	7.0	14-18	.438
Arizona State	8-12	.400	7.0	14-18	.438
Oregon State	5-15	.250	10.0	13-19	.406

FINAL 2022-23 PAC-12 STANDINGS

Team	Pac-12	Pct.	GB	Overall	Pct.
UCLA	18-2	.900	—	31-6	.838
Arizona	14-6	.700	4.0	28-7	.800
USC	14-6	.700	4.0	22-11	.667
Oregon	12-8	.600	6.0	21-15	.583
Arizona State	11-9	.550	7.0	23-13	.639
Washington State	11-9	.550	7.0	17-17	.500
Utah	10-10	.500	8.0	17-15	.531
Washington	8-12	.400	10.0	16-16	.500
Colorado	8-12	.400	10.0	18-17	.514
Stanford	7-13	.350	11.0	14-19	.424
Oregon State	5-15	.250	13.0	11-21	.344
California	2-18	.100	16.0	3-29	.094

FINAL 2021-22 PAC-12 STANDINGS

Team	Pac-12	Pct.	GB	Overall	Pct.
Arizona	18-2	.900	—	33-4	.892
UCLA	15-5	.750	3.0	27-8	.771
USC	14-6	.700	4.0	26-8	.765
Colorado	12-8	.600	6.0	21-12	.636
Oregon	11-9	.550	7.0	20-15	.571
Washington	11-9	.550	7.0	17-15	.531
Washington State	11-9	.550	7.0	22-15	.595
Arizona State	10-10	.500	8.0	14-17	.452
Stanford	8-12	.400	10.0	16-16	.500
California	5-15	.250	13.0	12-20	.375
Utah	4-16	.200	14.0	11-20	.355
Oregon State	1-19	.050	17.0	3-28	.097

UCLA'S RECORD WHEN ...

	2025-26	PAST 7 YEARS
UCLA leads at halftime	14-2	118-25
UCLA trails at halftime	1-5	33-42
Tied at halftime	1-0	3-4

UCLA builds a 10-point lead	15-1	128-15
UCLA trails by 10 points	2-6	16-48
UCLA leads with five minutes left	15-1	134-9
UCLA trails with five minutes left	0-6	15-61
There is a tie with five minutes left	1-0	5-1
UCLA leads with one minute left	15-0	139-6
UCLA trails with one minute left	1-7	8-62
There is a tie with one minute left	0-0	6-3

UCLA shoots better from the field	14-1	111-17
UCLA shoots worse from the field	2-6	42-54
UCLA shoots the same from the field	0-0	1-0

UCLA shoots 50% or better, overall	6-0	51-4
UCLA shoots less than 50%, overall	10-7	103-67
OPP shoots 50% or better, overall	3-2	15-24
OPP shoots less than 50%, overall	13-5	139-47

UCLA makes more 3-PT field goals	9-2	78-11
UCLA makes fewer 3-PT field goals	5-4	57-55
3-PT field goals are the same	2-1	19-5

UCLA shoots better from 3-PT range	13-3	109-19
UCLA shoots worse from 3-PT range	3-4	42-52
UCLA shoots the same from 3-PT range	0-0	3-0

UCLA shoots 40% or greater, from 3-PT	8-2	67-12
UCLA shoots less than 40%, from 3-PT	8-5	87-59
OPP shoots 40% or greater, from 3-PT	2-1	33-28
OPP shoots less than 40%, from 3-PT	14-6	121-43

UCLA makes the same or more FTs	11-0	112-22
UCLA makes fewer FTs	5-7	42-49
UCLA attempts the same or more FTs	10-1	111-24
UCLA attempts fewer FTs	6-6	43-47

UCLA shoots 75% or greater, at FT line	8-4	76-31
UCLA shoots less than 75%, at FT line	8-3	78-40
OPP shoots 75% or greater, at FT line	7-4	60-34
OPP shoots less than 75%, at FT line	9-3	94-37

UCLA outrebounds opponent	10-3	102-33
UCLA is outrebounded by opponent	4-4	39-34
Rebounds are the same	2-0	13-4

UCLA has more offensive rebounds	5-5	93-49
UCLA has fewer offensive rebounds	9-2	50-20
Offensive rebounds are the same	2-0	11-2

UCLA has more defensive rebounds	11-1	102-17
UCLA has fewer defensive rebounds	4-5	42-50
Defensive rebounds are the same	1-1	10-4

UCLA commits more fouls	3-4	41-40
UCLA commits fewer fouls	11-1	90-22
Fouls are the same	2-2	23-9

UCLA has more assists	12-3	113-20
UCLA has fewer assists	3-4	29-43
Assists are the same	1-0	12-8

UCLA commits more turnovers	4-4	31-33
UCLA commits fewer turnovers	12-3	120-33
Turnovers are the same	0-0	3-5

UCLA has more blocks	9-3	85-27
UCLA has fewer blocks	6-1	52-33
Blocks are the same	1-3	17-11

UCLA has more steals	13-3	109-34
UCLA has fewer steals	2-3	25-27
Steals are the same	1-1	20-10

	2025-26	PAST 7 YEARS
UCLA's starting frontline outscores OPP's	11-6	108-32
OPP's starting frontline outscores UCLA's	4-1	42-38
Frontline scoring is the same	1-0	4-1

UCLA's starting backcourt outscores OPP's	14-3	110-28
OPP's starting backcourt outscores UCLA's	2-4	39-42
Backcourt scoring is the same	0-0	5-1

UCLA's bench outscores OPP's bench	7-2	81-31
OPP's bench outscores UCLA's bench	9-5	68-38
Bench scoring is the same	0-0	5-2

Record on Mondays	2-0	15-3
Record on Tuesdays	4-2	15-7
Record on Wednesdays	4-0	16-6
Record on Thursdays	0-0	37-13
Record on Fridays	3-1	16-8
Record on Saturdays	3-4	42-31
Record on Sundays	0-0	13-3

Record in November	5-2	33-12
Record in December	5-1	27-11
Record in January	5-4	37-20
Record in February	1-0	36-16
Record in March	0-0	21-11
Record in April	0-0	0-1

UCLA scores first	8-3	98-34
OPP scores first	8-4	56-37

UCLA scores fewer than 60 points	0-0	6-14
UCLA scores between 60-69 points	2-2	42-29
UCLA scores between 70-79 points	6-4	56-24
UCLA scores between 80-89 points	4-0	33-2
UCLA scores between 90-99 points	3-1	12-2
UCLA scores 100 or more points	1-0	5-0

OPP scores 100 or more points	0-0	0-0
OPP scores between 90-99 points	0-1	1-6
OPP scores between 80-89 points	2-4	5-17
OPP scores between 70-79 points	2-1	21-28
OPP scores between 60-69 points	8-1	61-17
OPP scores fewer than 60 points	4-0	66-3

The game is decided by 1-2 points	2-1	14-9
The game is decided by 3-4 points	0-1	15-11
The game is decided by 5-6 points	1-0	12-8
The game is decided by 7-9 points	1-2	19-18
The game is decided by 10-19 points	6-3	46-21
The game is decided by 20-plus points	6-0	48-4

UCLA has zero double-figure scorers	0-0	0-1
UCLA has one double-figure scorer	0-0	1-3
UCLA has two double-figure scorers	1-1	24-16
UCLA has three double-figure scorers	4-3	57-33
UCLA has four double-figure scorers	7-3	44-17
UCLA has five double-figure scorers	3-0	24-1
UCLA has six double-figure scorers	1-0	4-0
UCLA has seven double-figure scorers	0-0	0-0

OPP has zero double-figure scorers	0-0	2-0
OPP has one double-figure scorer	2-0	21-1
OPP has two double-figure scorers	4-0	51-5
OPP has three double-figure scorers	7-4	58-29
OPP has four double-figure scorers	3-3	20-27
OPP has five double-figure scorers	0-0	2-7
OPP has six double-figure scorers	0-0	0-2
OPP has seven double-figure scorers	0-0	0-0

UCLA has more double-figure scorers	13-1	96-9
UCLA has fewer double-figure scorers	3-3	22-42
Double-figure scorers are the same	0-3	36-20

NOTE: Past seven seasons includes the years in which Mick Cronin has been UCLA's head coach (2019-20 through 2025-26).

THE LAST TIME . . .

100 Points Scored

By UCLA	108 vs. Cal Poly (12/19/25)
By Opponent	104 at Stanford (2/16/19)

40+ Point Victory

By UCLA	40 (86-46) vs. Presbyterian (11/21/25)
By Opponent	46 (90-44) at Utah (1/11/24)

30+ Point Victory

By UCLA	32 (98-66) vs. Rutgers (2/3/26)
By Opponent	46 (90-44) at Utah (1/11/24)

20+ Point Victory

By UCLA	32 (98-66) vs. Rutgers (2/3/26)
By Opponent	23 (88-65) vs. Arizona (3/7/24)

Overtime Game

UCLA Win	won 86-77, vs. Villanova (11/12/21)
UCLA Loss	lost 98-97, vs. Indiana, 2-OT (1/31/26)

Double Overtime Game

UCLA Win	won 107-98, vs. Pepperdine, 3-OT (11/27/20)
UCLA Loss	lost 98-97, vs. Indiana, 2-OT (1/31/26)

Seven or More Players in Double-Figure Scoring

By UCLA	7 vs. Pacific (11/11/16)
By Opponent	7 vs. Santa Clara (12/8/79)

Six or More Players in Double-Figure Scoring

By UCLA	6 vs. Cal Poly (12/19/25)
By Opponent	6 at Arizona State, 3-OT (2/5/22)

Zero Players Scoring in Double Figures

By UCLA	0 at Utah (1/11/24)
By Opponent	0 vs. Stanford (1/29/22)

Made 40-49 Field Goals

By UCLA	40-of-78 vs. Long Beach State (11/15/21)
By Opponent	41-of-80 at Duke (2/22/98)

Made 50 or More Field Goals

By UCLA	52-of-99 vs. George Mason (12/22/94)
By Opponent	have not made 45 (or more), since prior to 1970-71

Made Fewer Than 20 Field Goals

By UCLA	18 (18-47) vs. Arizona State (3/9/24)
By Opponent	19 (19-57) vs. Oregon (12/6/25)

Had 70-79 Field Goal Attempts

By UCLA	76 vs. Indiana, 2-OT (1/31/26)
By Opponent	72 at Arizona State, 3-OT (2/5/22)

Had 80-89 Field Goal Attempts

By UCLA	80 vs. Southern Utah (11/26/24)
By Opponent	86 vs. USC (2/28/19)

Had 90-99 Field Goal Attempts

By UCLA	91 vs. Cincinnati (3/17/02)
By Opponent	90 vs. Oral Roberts (11/20/87)

Had Fewer Than 40 Field Goal Attempts

By UCLA	39 vs. Oregon State (2/12/11)
By Opponent	39 at Oregon State (1/2/09)

Shot 50 Percent Or Better From The Field

By UCLA	55.6 (35-63) vs. Rutgers (2/3/26)
By Opponent	52.8 (28-53) at Ohio State (1/17/26)

Shot 60 Percent Or Better From The Field

By UCLA	62.7 (32-51) vs. Presbyterian (11/21/25)
By Opponent	61.5 (32-52) vs. Michigan (1/7/25)

Shot 70 Percent or Better From The Field

By UCLA	72.9 (35-48) vs. South Carolina (11/21/01)
By Opponent	71.4 (35-49) vs. Middle Tennessee (11/15/11)

Shot Less Than 30 Percent From The Field

By UCLA	22.0 (11-50) vs. California (2/18/23)
By Opponent	24.1 (13-54) vs. Sacramento State (11/18/25)

Made 10 or More 3-Pointers

By UCLA	12-of-21 vs. Rutgers (2/3/26)
By Opponent	11-of-34 vs. Indiana (1/31/26)

Made 15 or More 3-Pointers

By UCLA	16-of-33 vs. Oregon (2/17/18)
By Opponent	19-of-32 vs. Wisconsin (3/14/25)

Made Zero 3-Pointers

By UCLA	0-for-6 vs. Long Island University (11/15/23)
By Opponent	0-for-13 vs. California (1/3/13)

Attempted 30 or More 3-Pointers

By UCLA	34 (14-34) vs. Long Beach State (1/6/22)
By Opponent	34 (11-34) vs. Indiana (1/31/26)

Shot 60 Percent or Higher, from 3-Point Range

By UCLA	64.3 (9-14) vs. Idaho State (11/20/24)
By Opponent	62.5 (15-24) at Washington (2/29/24)

Shot 70 Percent or Higher, from 3-Point Range

By UCLA	76.5 (13-17) vs. Northwestern (11/29/13)
By Opponent	90.9 (10-11) vs. Middle Tennessee State (11/15/11)

Shot Less Than 20 Percent, from 3-Point Range

By UCLA	5.9 (1-17) at Wisconsin (1/6/26)
By Opponent	18.2 (6-33) vs. Maryland (1/10/26)

Made 30-39 Free Throws

By UCLA	30-of-34 vs. Indiana, 2-OT (1/31/26)
By Opponent	31-of-38 vs. Indiana, 2-OT (1/31/26)

Made 40 or More Free Throws

By UCLA	42-of-52 vs. Colorado (12/2/77)
By Opponent	40-of-56 at Stanford, 2-OT (12/23/87)

Made 5 or Fewer Free Throws

By UCLA	2-of-3 vs. Purdue (1/20/26)
By Opponent	5-of-11 vs. West Georgia (11/10/25)

Had 40 or More Free Throw Attempts

By UCLA	26-of-40 vs. UC Irvine (11/26/17)
By Opponent	29-of-45 at Arizona (2/12/16)

Had 50 or More Free Throw Attempts

By UCLA	38-of-50 at Washington (1/1/16)
By Opponent	40-of-56 at Stanford, 2-OT (12/23/87)

Shot 80 Percent or Better From the Free Throw Line

By UCLA	88.9 (16-18) vs. Rutgers (2/3/26)
By Opponent	81.6 (31-38) vs. Indiana, 2-OT (1/31/26)

Shot 90 Percent or Better From the Free Throw Line

By UCLA	100.0 (21-21) at Penn State (1/14/26)
By Opponent	94.1 (16-17) at Penn State (1/14/26)

Shot 100 Percent From the Free Throw Line

By UCLA	21-for-21 at Penn State (1/14/26)
By Opponent	13-for-13 vs. Pepperdine (11/7/25)

Had 50-59 Rebounds

By UCLA	55 vs. Chaminade (11/21/23)
By Opponent	50 at Utah (1/11/24)

Had 60 or More Rebounds

By UCLA	60 vs. Monmouth (11/13/15)
By Opponent	none since prior to 1978-79

Had 20-29 Assists

By UCLA	25 vs. Rutgers (2/3/26)
By Opponent	22 vs. Indiana, 2-OT (1/31/26)

Had 30 or More Assists

By UCLA	30 vs. Arizona State (1/19/17)
By Opponent	30 at Arizona (2/18/89)

Had 10 or More Blocks

By UCLA	11 vs. Colorado (1/14/23)
By Opponent	10 at USC (1/27/24)

Had 15 or More Steals

By UCLA	15 vs. Southern Utah (11/26/24)
By Opponent	15 at Oregon (1/26/20)

Had 20 or More Steals

By UCLA	20 vs. Wyoming (12/23/08)
By Opponent	22 vs. Maryland (11/27/98)

Committed at Least 20 Turnovers

By UCLA	22 vs. UC Riverside (12/23/25)
By Opponent	24 vs. Cal Poly (12/19/25)

Committed Fewer Than 10 Turnovers

By UCLA	2 vs. Rutgers (2/3/26)
By Opponent	9 vs. Rutgers (2/3/26)

THE LAST TIME . . .

30 or More Points Scored

UCLA	30, Tyler Bilodeau, at Ohio State (1/17/26)
Opponent	32, Dawson Garcia, vs. Minnesota (2/18/25)

35 or More Points Scored

UCLA	37, Bryce Alford, at Colorado (1/12/17)
Opponent	36, Vladislav Goldin, vs. Michigan (1/7/25)

40 or More Points Scored

UCLA	44, Jason Kapono, at Washington State (1/4/03)
Opponent	40, Eddie House, Arizona State (2/17/00)

Two or More Players Scored 20+ Points

UCLA	Trent Perry (25), Donovan Dent (24), vs. Indiana, 2-OT (1/31/26)
Opponent	N. Dorn (26), R. Bailey (24), L. Wilkerson (24), vs. Indiana, 2-OT (1/31/26)

Three or More Players Scored 20+ Points

UCLA	C. Smith (26), T. Campbell (22), J. Bernard (21), vs. Pepperdine (11/27/20)
Opponent	N. Dorn (26), R. Bailey (24), L. Wilkerson (24), vs. Indiana, 2-OT (1/31/26)

Two or More Players Scored 25+ Points

UCLA	Norman Powell (27), Jordan Adams (25), vs. James Madison (11/15/12)
Opponent	Desure Buie (29), Jalen Ray (27), Hofstra (11/21/19)

Made 15 or More Field Goals

UCLA	15 made (15-23), Don MacLean, at Arizona (1/11/92)
Opponent	16 made (16-24), Drew Timme, Gonzaga (3/23/23)

Made 18 or More Field Goals

UCLA	21 made (21-22), Bill Walton, Memphis (3/26/73)
Opponent	18 made (18-29), Otis Birdsong, Houston (1/2/77)

Made 6 or More 3-Pointers

UCLA	Sky Clark, 6-for-12, vs. Cal Poly (12/19/25)
Opponent	Nick Dorn, 6-of-15, vs. Indiana, 2-OT (1/31/26)

Made 7 or More 3-Pointers

UCLA	Tyler Bilodeau, 7-for-12, at Illinois (2/11/25)
Opponent	Terrence Shannon Jr., 8-for-9, vs. Illinois (11/18/22)

Made 8 or More 3-Pointers

UCLA	Bryce Alford, 8-for-14, vs. Washington (3/1/17)
Opponent	Terrence Shannon Jr., 8-for-9, vs. Illinois (11/18/22)

Made 9 or More 3-Pointers

UCLA	Isaac Hamilton, 9-for-14, vs. Arizona State (1/19/17)
Opponent	has never occurred

Made 10 or More 3-Pointers

UCLA	has never occurred
Opponent	has never occurred

Made 10 or More Free Throws

UCLA	Trent Perry, 10-of-10, vs. Indiana, 2-OT (1/31/26)
Opponent	Reed Bailey, 12-of-13, vs. Indiana, 2-OT (1/31/26)

Made 15 or More Free Throws

UCLA	Sebastian Mack, 15-of-16, vs. Idaho State (11/20/24)
Opponent	Andrew Andrews, 17-of-19, at Washington (1/1/16)

Attempted 20 or More Free Throws

UCLA	none since prior to 1979-80
Opponent	none since prior to 1979-80

Was Perfect With 15 or More Free Throws

UCLA	Jordan Adams, 16-of-16, vs. UC Irvine (11/13/12)
Opponent	Fennis Dembo, 16-of-16, vs. Wyoming (3/14/87)

Had 15 or More Rebounds

UCLA	Tyler Bilodeau, 15, vs. New Mexico (11/8/24)
Opponent	Mouhamed Gueye, 18, at Washington State (12/30/22)

Had 20 or More Rebounds

UCLA	Jalen Hill, 20, vs. Presbyterian (11/19/18)
Opponent	Zylan Cheatham, 20, vs. Arizona State (1/24/19)

Had 25 or More Rebounds

UCLA	27, Bill Walton, vs. Maryland (12/1/73)
Opponent	none since prior to 1970-71

Two Players Had 10 or More Rebounds

UCLA	Adem Bona (11), Jaylen Clark (11), vs. Arizona State (3/2/23)
Opponent	Elijah Saunders (12), Solomon Washington (12), vs. Maryland (1/10/26)

Two or More Players Had Double-Doubles

UCLA	T. Bilodeau (18 p, 11 r), D. Dent (24 p, 11 ast), vs. Indiana (1/31/26)
Opponent	Prophet Johnson (13 p, 10 r), Mark Lavrenov (10 p, 10 r), vs. Sacramento State (11/18/25)

Shot 100 Percent From the Field (minimum 10 attempts)

By UCLA	none since prior to 1979-80
By Opponent	Brad Daugherty, 13-for-13, at North Carolina (11/24/85)

Shot 100 Percent from 3-Point Range (minimum 5 attempts)

By UCLA	Aaron Holiday, 5-for-5, vs. Washington State (12/29/17)
By Opponent	John Tonje, 6-for-6, vs. Wisconsin (3/14/25)

Had 10 or More Assists

By UCLA	Donovan Dent, 11, vs. Rutgers (2/3/26)
By Opponent	Sahvir Wheeler, 11, at Washington (2/29/24)

Had 10 or More Assists and Zero Turnovers

By UCLA	Donovan Dent, 11 assists, vs. Cal Poly (12/19/25)
By Opponent	Keyshawn Woods, 10 assists, vs. Ohio State (12/22/18)

Had 15 or More Assists

By UCLA	Darren Collison, 15, at Arizona (2/17/07)
By Opponent	Phil Pressey, 19, vs. Missouri (12/28/12)

Had 20+ Points and 10+ Rebounds

By UCLA	Tyler Bilodeau (23 pts, 15 rbs), vs. New Mexico (11/8/24)
By Opponent	Hannes Steinbach (29 pts, 10 rbs), at Washington (12/3/25)

Had 20+ Points and 15+ Rebounds

By UCLA	Tyler Bilodeau (23 pts, 15 rbs), vs. New Mexico (11/8/24)
By Opponent	Bennie Boatwright (25 pts, 15 rbs), vs. USC (2/28/19)

Had 20+ Points and 20+ Rebounds

By UCLA	David Greenwood (31 pts, 23 rbs), Tulsa (12/18/76)
By Opponent	Todd MacCullough (26 pts, 21 rbs), Washington (1/31/99)

Had 25+ Points and 15+ Rebounds

By UCLA	Kevon Looney (27 pts, 19 rbs), vs. Stanford (1/8/15)
By Opponent	Bennie Boatwright (25 pts, 15 rbs), vs. USC (2/28/19)

Had 10+ Points and 10+ Assists

By UCLA	Donovan Dent (13 pts, 11 ast), vs. Rutgers (2/3/26)
By Opponent	Deivon Smith (17 pts, 10 ast), vs. Utah (2/18/24)

Had 15+ Points and 10+ Assists

By UCLA	Donovan Dent (24 pts, 11 ast), vs. Indiana, 2-OT (1/31/26)
By Opponent	Deivon Smith (17 pts, 10 ast), vs. Utah (2/18/24)

Had 20+ Points and 10+ Assists

By UCLA	Donovan Dent (24 pts, 11 ast), vs. Indiana, 2-OT (1/31/26)
By Opponent	Daejon Davis (23 pts, 10 ast), Stanford (1/27/18)

Had 5 or More Steals

By UCLA	Donovan Dent, 5, vs. Cal Poly (12/19/25)
By Opponent	Jaden Bradley, 5, Arizona (12/14/24)

Had 8 or More Steals

By UCLA	Jordan Adams, 8, vs. Sacramento State (11/18/13)
By Opponent	Quinn Cook, 8, Duke (12/19/13)

Had 5 or More Blocks

By UCLA	Xavier Booker, 5, vs. Pepperdine (11/7/25)
By Opponent	Kenneth Chime, 5, vs. West Georgia (11/10/25)

Had 7 or More Blocks

By UCLA	Adem Bona, 7, at Arizona State (1/17/24)
By Opponent	Jarvis Varnado, 7, vs. Mississippi State (12/12/09)

Had 20+ Points and 5+ Blocks

By UCLA	Jaime Jaquez Jr. (23 pts, 5 blocks), vs. Colorado (1/14/23)
By Opponent	Drew Peterson (27 pts, 5 blocks), at USC (2/12/22)

Recorded a Triple-Double

By UCLA	Kyle Anderson (13p, 12r, 11a), vs. Morehead State (11/22/13)
By Opponent	Draymond Green (23p, 11r, 10a), Michigan State (3/17/11)

Played 45 or More Minutes

By UCLA	Donovan Dent (50), vs. Indiana, 2-OT (1/31/26)
By Opponent	J. Heath (48), K. Lawrence (47), DJ Horne (46), at Arizona State, 3-OT (2/5/22)

Scored 20 or More Points off the Bench

By UCLA	Aday Mara, 22, vs. Wisconsin (1/21/25)
By Opponent	Reed Bailey, 24, vs. Indiana, 2-OT (1/31/26)

Scored 25 or More Points off the Bench

By UCLA	Sebastian Mack, 27, vs. CSUN (12/19/23)
By Opponent	Mike Saunders Jr., 25, at Utah (2/23/23)

Recorded 10 or More Rebounds off the Bench

By UCLA	Aday Mara, 10, at Northwestern (3/3/25)
By Opponent	Mark Lavrenov, 10, vs. Sacramento State (11/18/25)

Game No. 1 – November 3, 2025 Pauley Pavilion – Los Angeles, Calif. (12) UCLA 80, Eastern Washington 74									Game No. 2 – November 7, 2025 Pauley Pavilion – Los Angeles, Calif. (12) UCLA 74, Pepperdine 63									Game No. 3 – November 10, 2025 Pauley Pavilion – Los Angeles, Calif. (15) UCLA 83, West Georgia 62								
EASTERN WASHINGTON 74									PEPPERDINE 63									WEST GEORGIA 62								
NAME	FG	3FG	FT	R	PF	TP	A	MIN	NAME	FG	3FG	FT	R	PF	TP	A	MIN	NAME	FG	3FG	FT	R	PF	TP	A	MIN
K. Huie	3-5	0-0	2-4	5	0	8	1	27	Y. Levy	1-4	0-1	0-0	2	3	2	1	15	S. Williams-Dryden	6-12	3-4	1-3	6	4	16	3	28
E. Marquardt	3-5	1-4	1-2	3	0	8	3	22	J. Cooley	5-15	2-7	5-5	9	3	17	0	33	K. Griffin	1-5	0-2	2-2	3	4	4	3	32
I. Moses	5-13	2-7	3-3	2	1	15	4	34	D. Dozic	2-9	2-6	2-2	2	2	8	0	30	K. Chime	0-1	0-0	0-0	1	4	0	2	23
S. Rogers	6-6	0-0	0-0	4	3	12	3	23	S. Phipps	4-8	1-2	0-0	6	2	9	6	34	B. Hardewig	5-8	4-7	0-0	0	3	14	0	23
J. Radford	2-9	2-9	2-3	8	4	8	3	27	L. Vudragovic	1-6	1-6	0-0	0	1	3	0	15	C. Lewless	5-10	3-7	0-0	1	2	13	3	27
A. Hamilton IV	6-9	1-2	0-0	4	1	13	1	25	A. Clark	5-13	2-5	6-6	6	4	18	4	26	J. Daniel	2-3	0-0	1-2	1	2	5	0	17
J. Anderson	2-2	1-1	1-2	1	2	6	5	15	P. Stosic	0-1	0-1	0-0	2	2	0	0	12	J. Smith	2-8	2-3	1-4	1	3	7	2	27
T. Powell	1-2	0-1	0-0	0	2	2	1	13	N. Radovanovic	1-1	0-0	0-0	0	2	2	0	7	X. Shegog	0-2	0-0	0-0	3	1	0	2	18
E. Thomas	0-2	0-2	0-0	0	0	0	0	5	D. Mager	0-1	0-1	0-0	0	0	0	0	3	E. Baldassarre	1-2	1-2	0-0	0	0	3	0	3
A. Winkel	0-0	0-0	0-0	0	0	0	0	2	P. Phillips	0-0	0-0	0-0	1	0	0	0	10	N. Jones	0-0	0-0	0-0	0	0	0	0	1
C. Scherer	0-0	0-0	0-0	1	0	0	1	3	S. Cicic	2-3	0-0	0-0	4	2	4	0	12	M. Young	0-0	0-0	0-0	0	0	0	0	1
S. Ngoyi	1-1	0-0	0-0	1	0	2	0	3	P. Shemirani	0-0	0-0	0-0	0	0	0	0	3	TOTALS	22-51	13-25	5-11	22	23	62	15	200
TOTALS	29-54	7-25	9-14	30	13	74	22	200	TOTALS	21-61	8-29	13-13	34	21	63	11	200	TOTALS	22-51	13-25	5-11	22	23	62	15	200
UCLA 80									UCLA 74									UCLA 83								
NAME	FG	3FG	FT	R	PF	TP	A	MIN	NAME	FG	3FG	FT	R	PF	TP	A	MIN	NAME	FG	3FG	FT	R	PF	TP	A	MIN
T. Bilodeau	8-16	3-6	0-0	6	3	19	1	32	E. Dailey Jr.	3-4	2-3	2-3	4	1	10	2	26	E. Dailey Jr.	5-9	1-2	3-4	3	1	14	1	22
X. Booker	6-7	0-1	2-2	7	0	14	3	30	T. Bilodeau	4-9	0-4	1-2	4	1	9	1	28	T. Bilodeau	7-12	1-2	6-6	4	3	21	1	28
D. Dent	8-17	1-3	4-4	4	1	21	9	36	X. Booker	5-8	1-2	4-4	5	2	15	1	31	X. Booker	2-3	0-1	0-0	6	2	4	4	26
J. Brown	2-6	1-4	0-0	5	1	5	1	30	D. Dent	3-8	0-1	6-9	2	1	12	4	35	T. Perry	5-11	2-5	5-6	5	1	17	9	37
S. Clark	4-12	2-6	0-1	2	4	10	3	25	S. Clark	3-5	2-3	3-4	4	2	11	0	30	S. Clark	3-8	0-1	2-2	2	1	8	3	32
B. Williams	0-1	0-0	0-0	1	1	0	1	8	B. Williams	0-2	0-1	0-0	0	0	0	0	7	S. Jamerson II	2-3	0-0	3-4	2	3	7	1	13
T. Perry	5-8	1-4	0-1	1	2	11	1	26	T. Perry	4-9	0-4	1-2	4	3	9	3	21	J. Brown	3-5	2-3	2-2	5	0	10	1	23
S. Jamerson II	0-1	0-0	0-2	4	0	0	0	10	J. Brown	2-6	0-3	2-2	5	2	6	0	12	B. Williams	0-3	0-3	0-0	1	1	0	0	8
E. Freeny	0-2	0-2	0-0	1	0	0	0	4	S. Jamerson II	1-1	0-0	0-0	4	3	2	0	9	E. Freeny	0-1	0-0	2-2	0	0	2	1	9
TOTALS	33-70	8-26	6-10	35	12	80	19	200	TOTALS	25-52	5-21	19-26	34	15	74	11	200	TOTALS	27-55	6-17	23-26	36	12	83	21	200
Halftime Score – UCLA 40, Eastern Washington 33. Team Rebounds – UCLA 4, Eastern Washington 1. Turnovers – Eastern Washington 16, UCLA 8. Technicals – None. Attendance: 3,615. Officials – Randy Richardson, Verne Harris, Nate Harris.									Halftime Score – UCLA 37, Pepperdine 28. Team Rebounds – UCLA 2, Pepperdine 2. Turnovers – Pepperdine 12, UCLA 10. Technicals – None. Attendance: 9,103. Officials – Earl Walton, Edwin Young, Alex Landis.									Halftime Score – UCLA 37, West Georgia 32. Team Rebounds – UCLA 8, West Georgia 6. Turnovers – West Georgia 17, UCLA 11. Technicals – None. Attendance: 4,133. Officials – Mike Littlewood, Jason Phillips, Amy Bonner.								
Game No. 4 – November 14, 2025 Intuit Dome – Inglewood, Calif. (5) Arizona 69, (15) UCLA 65									Game No. 5 – November 18, 2025 Pauley Pavilion – Los Angeles, Calif. (19) UCLA 79, Sacramento State 48									Game No. 6 – November 21, 2025 Pauley Pavilion – Los Angeles, Calif. (19) UCLA 86, Presbyterian 46								
ARIZONA 69									SACRAMENTO STATE 48									PRESBYTERIAN 46								
NAME	FG	3FG	FT	R	PF	TP	A	MIN	NAME	FG	3FG	FT	R	PF	TP	A	MIN	NAME	FG	3FG	FT	R	PF	TP	A	MIN
I. Kharchenkov	2-4	0-2	0-0	3	1	4	1	14	S. O'Neal	0-1	0-0	0-2	2	4	0	0	17	J. Pierce	6-11	0-0	1-3	5	2	13	2	32
K. Peat	2-5	0-1	3-4	4	4	7	0	20	J. Cherry	1-3	0-1	0-0	1	2	2	0	12	J. Peterson	1-4	0-0	2-4	6	4	4	0	30
M. Krivas	5-6	0-0	0-0	8	2	10	3	34	M. Williams	2-14	0-3	5-8	4	3	9	3	34	J. Pickett	0-4	0-4	0-0	1	1	0	3	28
J. Bradley	6-10	1-2	2-2	4	1	15	3	35	J. Summers	3-6	2-5	3-4	1	3	11	0	24	T. Wilson	2-8	0-5	5-6	2	2	9	4	28
B. Burries	1-9	1-6	2-2	1	1	5	3	34	P. Johnson	4-11	1-5	4-6	10	2	13	4	38	C. Parrish	1-4	0-3	0-0	2	2	2	1	21
D. Aristode	0-2	0-1	0-0	1	0	0	0	9	J. Teat	0-4	0-3	0-0	0	1	0	0	11	I. King	2-7	1-3	0-0	2	2	5	1	21
A. Dell'Orso	6-11	4-7	4-4	2	1	20	3	28	M. Lavrenov	2-8	0-2	6-8	10	3	10	0	29	A. Anderson	0-1	0-1	0-0	0	1	0	0	1
T. Awaka	4-8	0-0	0-3	10	1	8	3	26	A. Madi	0-2	0-2	0-0	0	1	0	0	8	K. Hudson	3-6	0-1	0-0	4	1	6	0	18
TOTALS	26-55	6-19	11-15	35	11	69	16	200	T. Glover	0-1	0-1	0-0	0	1	0	1	5	JD Bowden	2-5	1-2	2-2	1	0	7	1	12
UCLA 65									UCLA 79									UCLA 86								
NAME	FG	3FG	FT	R	PF	TP	A	MIN	NAME	FG	3FG	FT	R	PF	TP	A	MIN	NAME	FG	3FG	FT	R	PF	TP	A	MIN
E. Dailey Jr.	5-10	3-5	0-0	5	2	13	2	32	E. Dailey Jr.	5-10	0-4	5-6	10	1	15	4	30	E. Dailey Jr.	3-3	1-1	0-2	4	2	7	1	18
T. Bilodeau	7-10	3-4	2-3	2	0	19	1	32	S. Jamerson II	0-0	0-0	0-0	3	1	0	0	10	X. Booker	3-4	1-1	2-2	1	0	9	3	21
X. Booker	4-7	2-3	0-0	7	4	10	1	31	T. Perry	4-7	2-3	1-1	2	1	11	1	27	D. Dent	5-9	0-2	4-7	1	0	14	5	24
D. Dent	5-16	0-0	1-1	3	1	11	8	35	J. Brown	3-5	1-2	3-3	5	3	10	3	19	B. Williams	4-7	1-2	2-2	7	2	11	1	25
S. Clark	3-11	1-4	2-2	2	3	9	2	28	B. Williams	1-5	1-2	2-5	4	1	5	3	18	S. Clark	9-11	1-2	3-3	3	3	22	1	25
S. Jamerson II	0-0	0-0	0-0	1	0	0	1	9	X. Booker	6-8	0-1	0-0	8	4	12	0	19	T. Perry	3-6	1-1	2-2	1	2	9	3	24
T. Perry	1-1	0-0	1-2	2	1	3	0	18	T. Bilodeau	1-5	0-1	4-4	4	5	6	1	18	J. Brown	3-6	1-3	2-2	7	1	9	0	25
J. Brown	0-0	0-0	0-0	0	0	0	0	7	S. Clark	3-4	3-4	0-0	1	5	9	1	19	S. Jamerson II	1-2	0-0	1-3	1	3	3	3	16
B. Williams	0-3	0-1	0-0	2	1	0	0	7	D. Dent	2-9	0-3	1-5	1	2	5	7	24	E. Freeny	1-1	0-0	0-0	2	1	2	0	14
TOTALS	25-58	9-17	6-8	28	12	65	15	200	E. Freeny	2-3	0-1	0-0	1	2	4	0	9	A. Peoples Jr.	0-0	0-0	0-0	1	1	0	0	4
Halftime Score – Arizona 28, UCLA 25. Team Rebounds – UCLA 4, Arizona 2. Turnovers – UCLA 16, Arizona 15. Technicals – None. Attendance: 7,554. Officials – Jeff Anderson, Byron Jarrett, Mike Greenstein.									Halftime Score – UCLA 42, Sacramento State 17. Team Rebounds – Sacramento State 4, UCLA 3. Turnovers – UCLA 15, Sacramento State 15. Technicals – UCLA: T. Bilodeau (1st half), Sacramento State: S. O'Neal (1st half), M. Williams (2nd half). Attendance: 4,735. Officials – Larry Scirotto, John Floyd, Crystal Hogan.									Halftime Score – UCLA 41, Presbyterian 22. Team Rebounds – UCLA 4, Presbyterian 1. Turnovers – Presbyterian 17, UCLA 11. Technicals – None. Attendance: 4,142. Officials – Keith Kimble, Mason Silver, Steve McJunkins.								

Game No. 7 – November 25, 2025									
Chase Center – San Francisco, Calif.									
California 80, (18) UCLA 72									
UCLA 72									
NAME	FG	3FG	FT	R	PF	TP	A	MIN	
E. Dailey Jr.	7-15	3-7	0-1	7	2	17	3	35	
X. Booker	4-9	0-0	2-4	4	1	10	0	31	
D. Dent	1-8	0-2	1-4	4	0	3	7	31	
B. Williams	3-5	0-1	0-0	2	2	6	1	11	
S. Clark	2-8	1-4	2-2	5	4	7	1	25	
J. Brown	3-7	2-5	1-1	6	4	9	1	29	
T. Perry	5-9	1-2	6-9	3	2	17	3	25	
S. Jamerson II	1-1	0-0	1-2	3	3	3	1	9	
E. Freeny	0-2	0-1	0-0	0	1	0	0	4	
TOTALS	26-64	7-22	13-23	41	19	72	11	200	
CALIFORNIA 80									
NAME	FG	3FG	FT	R	PF	TP	A	MIN	
J. Camden	2-5	1-2	0-0	3	0	5	1	25	
C. Bell	6-11	5-7	5-5	6	2	22	0	31	
L. Dort	1-2	0-0	1-2	3	5	3	0	17	
D. Ames	5-12	2-4	2-2	0	4	14	0	24	
J. Pippen	4-10	3-6	2-2	3	4	13	3	29	
M. Ilic	0-0	0-0	1-5	4	2	1	4	23	
D. Campbell	2-5	0-1	0-0	2	3	4	2	16	
R. Petraitis	4-6	0-0	4-4	7	0	12	1	23	
S. Carr	2-7	0-2	2-2	3	3	6	4	13	
TOTALS	26-58	11-22	17-22	35	23	80	15	200	
Halftime Score – UCLA 41, California 36. Team Rebounds – UCLA 7, California 4. Turnovers – UCLA 11, California 8. Technicals – California: Chris Bell (1st Half). Attendance: 7,293. Officials – Mike Reed, Nate Harris, Rob Kueneman.									

Game No. 8 – December 3, 2025									
Alaska Airlines Arena – Seattle, Wash.									
UCLA 82, Washington 80									
UCLA 82									
NAME	FG	3FG	FT	R	PF	TP	A	MIN	
E. Dailey Jr.	0-3	0-1	0-2	0	4	0	0	16	
T. Bilodeau	7-14	1-6	6-7	5	3	21	0	30	
X. Booker	3-5	1-2	1-2	3	2	8	2	17	
D. Dent	6-13	0-1	5-6	3	1	17	8	39	
S. Clark	7-9	6-7	5-6	2	2	25	3	39	
J. Brown	3-6	1-3	0-0	6	3	7	0	26	
S. Jamerson II	2-2	0-0	0-1	2	4	4	2	21	
B. Williams	0-1	0-0	0-0	0	0	0	0	11	
E. Freeny	0-0	0-0	0-0	0	0	0	0	2	
TOTALS	28-53	9-20	17-24	21	19	82	15	200	
WASHINGTON 80									
NAME	FG	3FG	FT	R	PF	TP	A	MIN	
H. Steinbach	11-12	0-0	7-8	10	4	29	3	32	
F. Kepnang	1-5	0-0	1-1	7	3	3	0	27	
Q. Peterson	5-9	2-5	0-0	1	3	12	2	36	
Z. Diallo	8-13	2-5	1-2	3	4	19	4	34	
W. Yates III	4-13	4-10	0-1	3	1	12	1	33	
D. Claude	2-6	1-3	0-0	3	2	5	4	20	
L. Sommerville	0-1	0-0	0-0	2	1	0	0	10	
JJ Mandaquit	0-1	0-1	0-0	0	2	0	0	7	
TOTALS	31-60	9-24	9-12	33	20	80	14	200	
Halftime Score – UCLA 36, Washington 32. Team Rebounds – Washington 4, UCLA 0. Turnovers – Washington 15, UCLA 7. Technicals – None. Attendance: 6,700. Officials – Paul Szelc, Randy Richardson, Mike Littlewood.									

Game No. 9 – December 6, 2025									
Pauley Pavilion – Los Angeles, Calif.									
UCLA 74, Oregon 63									
OREGON 63									
NAME	FG	3FG	FT	R	PF	TP	A	MIN	
S. Stewart	1-3	0-0	3-5	6	2	5	0	21	
D. Pryor	0-4	0-3	0-0	1	2	0	1	22	
N. Bittle	0-11	0-4	3-4	5	2	3	2	25	
J. Shelstad	7-12	4-9	2-3	4	3	20	2	38	
T. Simpkins	4-8	3-7	3-3	2	3	14	2	33	
E. Demir	3-7	0-0	0-2	5	3	6	0	20	
O. Kobzystyi	1-3	1-2	2-2	0	1	5	0	13	
D. Lindsay	2-7	0-1	4-5	6	1	8	1	21	
W. Lin	1-2	0-1	0-0	0	0	2	0	7	
L. Johnson	0-0	0-0	0-0	0	0	0	0	0+	
TOTALS	19-57	8-27	17-24	34	17	63	8	200	
UCLA 74									
NAME	FG	3FG	FT	R	PF	TP	A	MIN	
E. Dailey Jr.	6-9	2-4	4-4	8	2	18	0	30	
T. Bilodeau	4-7	1-3	5-5	8	3	14	1	34	
X. Booker	5-9	2-3	0-1	5	3	12	1	22	
D. Dent	4-14	0-1	5-7	1	0	13	3	38	
S. Clark	4-11	3-6	2-2	3	3	13	4	33	
B. Williams	0-0	0-0	0-0	1	1	0	1	6	
T. Perry	1-2	0-0	0-0	1	0	2	0	10	
S. Jamerson II	0-1	0-0	2-2	4	4	2	0	18	
J. Brown	0-2	0-1	0-0	1	1	0	0	10	
TOTALS	24-55	8-18	18-21	36	17	74	10	200	
Halftime Score – UCLA 44, Oregon 31. Team Rebounds – Oregon 5, UCLA 4. Turnovers – Oregon 11, UCLA 9. Technicals – None. Attendance: 7,022. Officials – D.J. Carstensen, Verne Harris, Rob Kueneman.									

Game No. 10 – December 13, 2025 Climate Pledge Arena – Seattle, Wash. (8) Gonzaga 82, (25) UCLA 72										Game No. 11 – December 17, 2025 Pauley Pavilion – Los Angeles, Calif. UCLA 90, Arizona State 77										Game No. 12 – December 19, 2025 Pauley Pavilion – Los Angeles, Calif. UCLA 108, Cal Poly 87									
UCLA 72										ARIZONA STATE 77										CAL POLY 87									
NAME	FG	3FG	FT	R	PF	TP	A	MIN		NAME	FG	3FG	FT	R	PF	TP	A	MIN		NAME	FG	3FG	FT	R	PF	TP	A	MIN	
E. Dailey Jr.	3-8	0-2	0-0	5	2	6	1	35		S. Trouet	3-4	0-0	0-0	4	1	6	2	22		A. Assran	1-8	0-4	2-2	5	4	4	0	19	
T. Bilodeau	7-13	4-6	6-7	4	4	24	0	34		A. Grbovic	5-15	1-7	2-2	6	2	13	0	36		A. Goode	0-2	0-2	0-0	2	4	0	1	17	
X. Booker	6-12	0-0	0-0	5	4	12	0	26		M. Diop	5-7	0-0	5-5	7	4	15	0	24		P. Bandelj	5-6	4-5	3-4	3	1	17	3	32	
D. Dent	3-6	0-0	6-8	2	3	12	10	35		A. Johnson	3-9	0-4	14-14	4	3	20	1	22		H. Mousa	4-11	2-7	4-4	5	4	14	2	31	
S. Clark	3-6	2-5	0-0	5	4	8	2	34		M. Odum	3-12	0-7	4-5	3	1	10	9	37		C. Ward	5-10	2-6	9-9	7	3	21	2	33	
S. Jamerson II	0-0	0-0	0-0	3	3	0	0	6		M. Adams Jr.	1-5	1-4	0-0	3	2	3	0	17		K. Elliott	5-5	2-2	1-1	2	1	13	1	21	
T. Perry	0-2	0-1	3-4	2	0	3	1	13		N. Meeusen	3-4	2-3	0-0	1	3	8	1	24		G. Vasilic	2-2	2-2	2-2	0	4	8	0	26	
B. Williams	2-3	0-0	0-0	0	1	4	0	5		T. Best	0-2	0-1	0-0	0	1	0	0	3		L. Tarlac	1-3	0-2	0-0	3	3	2	4	18	
J. Brown	1-1	1-1	0-0	1	1	3	1	12		A. Mukeba	1-2	0-0	0-0	2	2	2	2	14		T. Plumtree	1-2	0-0	0-0	1	2	2	1	9	
TOTALS	25-51	7-15	15-19	29	22	72	15	200		K. Polk	0-0	0-0	0-0	0	0	0	0	0+		J. Scott	2-2	2-2	0-0	0	0	6	1	3	
										TOTALS	24-60	4-26	25-26	35	19	77	15	200		A. Price Jr.	0-0	0-0	0-0	0	0	0	1	3	
																				TOTALS	26-51	14-32	21-22	28	26	87	16	200	
GONZAGA 82										UCLA 90										UCLA 108									
NAME	FG	3FG	FT	R	PF	TP	A	MIN		NAME	FG	3FG	FT	R	PF	TP	A	MIN		NAME	FG	3FG	FT	R	PF	TP	A	MIN	
S. Venters	0-2	0-2	1-2	1	2	1	1	16		E. Dailey Jr.	0-6	0-2	4-4	6	2	4	2	21		E. Dailey Jr.	3-6	0-3	4-4	6	1	10	4	33	
E. Innocenti	0-3	0-2	0-0	4	0	0	1	21		T. Bilodeau	4-10	2-4	8-8	5	4	18	3	31		T. Bilodeau	7-9	2-2	8-8	8	3	24	2	31	
G. Ike	9-16	1-2	6-9	5	2	25	5	36		X. Booker	0-2	0-0	2-2	0	2	2	1	14		X. Booker	0-0	0-0	0-0	1	0	0	0	3	
B. Huff	7-12	1-2	6-8	4	1	21	0	24		D. Dent	9-17	1-3	1-3	4	0	20	4	36		D. Dent	5-10	0-1	6-9	2	1	16	11	33	
M. Saint-Supery	4-6	1-2	3-3	4	2	12	1	28		S. Clark	6-13	6-10	0-0	5	3	18	5	32		S. Clark	10-19	6-12	4-4	2	3	30	2	31	
J. Warley	1-5	0-0	2-6	7	3	4	2	21		S. Jamerson II	2-2	0-0	2-2	5	4	6	1	12		B. Williams	1-2	0-1	0-0	1	0	2	0	16	
T. Grant-Foster	3-7	0-2	1-2	2	3	7	1	18		J. Brown	3-4	3-4	0-0	2	3	9	1	20		J. Brown	6-7	2-3	0-0	1	3	14	0	27	
A. Miller	3-3	2-2	1-2	2	3	9	0	23		T. Perry	3-5	1-2	1-3	1	4	8	2	14		T. Perry	3-7	2-5	4-4	0	3	12	0	20	
B. Smith	1-2	1-2	0-0	2	0	3	2	13		B. Williams	2-3	1-1	0-0	2	2	5	0	21		S. Jamerson II	0-0	0-0	0-0	0	1	0	0	2	
TOTALS	28-56	6-16	20-32	36	16	82	13	200		TOTALS	29-62	14-26	18-22	35	24	90	19	200		E. Freeny	0-0	0-0	0-0	0	0	0	0	3	
Halftime Score – Gonzaga 45, UCLA 40. Team Rebounds – Gonzaga 5, UCLA 2. Turnovers – UCLA 10, Gonzaga 8. Technicals – None. Attendance: 13,148. Officials – Greg Nixon, Marquees Pettigrew, Paul Szelc.										Halftime Score – UCLA 45, Arizona State 3. Team Rebounds – Arizona State 5, UCLA 5. Turnovers – Arizona State 11, UCLA 8. Technicals – None. Attendance: 5,553. Officials – Brian Dorsey, Keith Kimble, Randy Richardson.										Halftime Score – Cal Poly 45, UCLA 43. Team Rebounds – None. Turnovers – Cal Poly 24, UCLA 8. Technicals – UCLA: Head Coach (2nd Half). Attendance: 4,123. Officials – Jeffrey Anderson, Jason Phillips, Nate Harris.									

Game No. 13 – December 23, 2025 Pauley Pavilion – Los Angeles, Calif. UCLA 97, UC Riverside 65									Game No. 14 – January 3, 2026 Carver-Hawkeye Arena – Iowa City, Iowa (25) Iowa 74, UCLA 61									Game No. 15 – January 6, 2026 Kohl Center – Madison, Wis. Wisconsin 80, UCLA 72								
UC RIVERSIDE 65									UCLA 61									UCLA 72								
NAME	FG	3FG	FT	R	PF	TP	A	MIN	NAME	FG	3FG	FT	R	PF	TP	A	MIN	NAME	FG	3FG	FT	R	PF	TP	A	MIN
BJ Kolly	2-5	0-0	8-10	3	5	12	1	23	E. Dailey Jr.	2-5	0-2	0-0	4	2	4	0	30	E. Dailey Jr.	9-17	0-5	0-1	8	5	18	1	31
O. Grady	8-12	0-1	4-5	5	2	20	5	38	T. Bilodeau	3-10	0-4	4-5	4	3	10	1	33	T. Bilodeau	6-12	0-2	4-8	9	4	17	0	30
D. Perteete	0-0	0-0	0-0	1	0	0	2	11	X. Booker	2-3	0-0	0-0	1	3	4	0	12	T. Perry	4-12	1-3	6-6	3	1	15	2	31
M. Worthy	5-11	1-3	0-0	5	3	11	2	30	D. Dent	12-19	0-0	1-3	4	3	25	5	36	D. Dent	5-9	0-2	3-6	4	1	13	7	40
A. Henderson	1-7	1-5	2-2	5	2	5	4	26	S. Clark	2-6	1-3	0-0	2	1	5	3	22	B. Williams	2-4	0-2	2-2	2	2	6	0	17
J. Daniel-Dalton	3-6	0-1	2-6	7	5	8	0	24	B. Williams	1-2	0-0	0-0	3	3	2	1	18	S. Jamerson II	0-0	0-0	0-0	1	3	0	0	11
T. Jones	0-2	0-0	0-0	1	3	0	2	14	S. Jamerson II	0-0	0-0	1-2	1	0	1	0	4	J. Brown	2-4	0-1	0-0	3	5	4	0	16
D. Godfrey	1-3	0-2	0-0	1	2	2	1	21	T. Perry	2-9	1-3	2-2	3	4	7	2	24	E. Freeny	0-3	0-2	0-0	3	0	0	1	22
EJ Spillman	1-2	0-0	0-0	1	1	2	0	5	J. Brown	1-2	1-2	0-0	2	4	3	1	21	X. Booker	0-0	0-0	0-0	0	0	0	0	1
B. Waller	2-6	1-3	0-0	1	1	5	0	8	TOTALS	25-56	3-14	8-12	27	23	61	13	200	TOTALS	28-61	1-17	15-23	35	21	72	11	200
TOTALS	23-54	3-15	16-23	33	24	65	17	200	IOWA 74									WISCONSIN 80								
NAME	FG	3FG	FT	R	PF	TP	A	MIN	NAME	FG	3FG	FT	R	PF	TP	A	MIN	NAME	FG	3FG	FT	R	PF	TP	A	MIN
E. Dailey Jr.	5-7	0-1	3-3	9	3	13	0	22	C. Manyawu	1-1	0-0	1-2	6	1	3	0	13	N. Winter	4-9	2-5	8-9	8	3	18	3	35
T. Bilodeau	12-19	4-7	6-6	7	2	34	1	30	C. Koch	1-8	0-4	4-4	2	1	6	0	31	A. Bieliauskas	1-3	0-2	0-0	1	2	2	0	16
X. Booker	2-6	1-4	1-1	1	1	6	1	13	T. Banks	3-5	0-1	4-4	4	4	10	1	20	N. Boyd	6-13	2-4	6-10	8	5	20	5	33
D. Dent	2-7	0-3	3-4	2	2	7	3	19	K. Combs	0-2	0-2	0-2	4	1	0	3	27	A. Rohde	4-6	2-4	2-3	6	1	12	2	29
S. Clark	6-14	0-3	2-2	1	1	14	2	35	B. Stirtz	8-10	4-6	7-7	4	4	27	5	34	J. Blackwell	6-15	1-9	4-4	4	2	17	3	39
S. Jamerson II	1-3	0-0	0-0	0	2	2	0	7	A. Folgueiras	4-8	3-6	2-2	5	2	13	2	28	W. Garlock	0-0	0-0	0-0	0	1	0	0	6
T. Perry	3-6	1-1	7-8	3	0	14	7	24	I. Howard	4-10	1-5	2-2	5	3	11	0	30	H. Jones	1-1	0-0	0-0	0	1	2	1	6
J. Brown	2-3	0-1	0-0	7	1	4	0	24	T. Sage	1-3	0-2	2-3	0	1	4	0	17	J. Janicki	2-5	2-3	0-1	3	2	6	0	24
B. Williams	1-3	1-1	0-2	1	4	3	1	18	TOTALS	22-47	8-26	22-26	32	17	74	11	200	Z. Kinziger	0-1	0-1	0-0	0	2	0	0	7
E. Freeny	0-0	0-0	0-0	2	1	0	1	7	Halftime Score – Iowa 40, UCLA 22. Team Rebounds – UCLA 3, Iowa 2. Turnovers – Iowa 14, UCLA 12. Technicals – None. Attendance: 12,657. Officials – D.J. Carstensen, Tim Comer, Jason Phillips.									B. Carrington	1-2	1-2	0-0	0	2	3	0	5
TOTALS	34-68	7-21	22-26	37	17	97	16	200	Halftime Score – Wisconsin 80, UCLA 72. Team Rebounds – UCLA 2, Wisconsin 2. Turnovers – UCLA 10, Wisconsin 8. Technicals – UCLA: Eric Dailey Jr. (2nd Half), Wisconsin: Nick Boyd and Nolan Winter (2nd Half). Attendance: 13,644. Officials – Jeffrey Anderson, Earl Walton, Michael Reed.									TOTALS	25-55	10-30	20-27	32	21	80	14	200

Game No. 16 – January 10, 2026

Pauley Pavilion – Los Angeles, Calif.

UCLA 67, Maryland 55

MARYLAND 55

NAME	FG	3FG	FT	R	PF	TP	A	MIN
S. Washington	2-7	0-3	0-1	12	3	4	0	38
E. Saunders	6-13	3-8	2-4	12	4	17	1	34
D. Adams	5-15	1-6	2-2	6	2	13	3	25
A. Mills	2-4	0-2	0-0	2	4	4	1	20
I. Watts	1-6	0-3	0-2	5	2	2	3	27
M. Rice	1-6	1-3	2-2	0	1	5	0	12
G. Turkson Jr.	1-1	0-0	1-1	3	4	3	0	13
D. Coit	2-13	1-8	2-3	2	3	7	3	28
A. Alston	0-0	0-0	0-0	0	0	0	0	1
C. Metcalf	0-1	0-0	0-0	1	0	0	0	3
TOTALS	20-66	6-33	9-15	48	23	55	11	200

UCLA 67

NAME	FG	3FG	FT	R	PF	TP	A	MIN
E. Dailey Jr.	5-14	1-4	4-4	9	1	15	1	37
T. Bilodeau	2-5	0-2	6-9	0	4	10	2	21
X. Booker	2-5	1-3	0-0	0	2	5	0	16
T. Perry	5-10	2-5	4-6	6	0	16	2	35
D. Dent	3-10	0-0	2-5	3	2	8	7	38
S. Jamerson II	3-3	0-0	2-3	5	3	8	3	23
J. Brown	2-4	1-3	0-0	4	2	5	0	22
E. Freeny	0-0	0-0	0-0	1	0	0	0	8
TOTALS	22-51	5-17	18-27	29	14	67	15	200

Halftime Score – UCLA 38, Maryland 21. Team Rebounds – Maryland 5, UCLA 1. Turnovers – Maryland 13, UCLA 6. Technicals – None. Attendance: 6,879. Officials – Paul Szcel, Brian Dorsey, Andy O'Brien.

Game No. 17 – January 14, 2026

Bryce Jones Center – State College, Pa.

UCLA 71, Penn State 60

UCLA 71

NAME	FG	3FG	FT	R	PF	TP	A	MIN
E. Dailey Jr.	0-3	0-3	2-2	1	0	2	0	15
T. Bilodeau	7-13	4-7	3-3	9	1	21	2	32
X. Booker	0-1	0-1	0-0	4	1	0	0	12
T. Perry	7-13	4-8	12-12	3	2	30	4	38
D. Dent	0-6	0-0	0-0	0	4	0	5	30
J. Brown	0-2	0-2	2-2	1	1	2	0	18
E. Freeny	2-3	2-3	0-0	3	1	6	1	23
S. Jamerson II	3-3	0-0	2-2	8	4	8	1	24
B. Williams	1-3	0-2	0-0	2	1	2	1	10
TOTALS	20-47	10-26	21-21	32	15	71	14	200

PENN STATE 60

NAME	FG	3FG	FT	R	PF	TP	A	MIN
I. Juric	4-6	0-1	1-2	9	4	9	1	35
J. Reed	3-4	0-0	6-6	3	3	12	0	31
F. Dilione V	0-2	0-1	0-0	1	0	0	3	8
D. Stewart	5-12	1-7	5-5	5	3	15	3	37
E. Rice	5-12	2-7	2-2	0	3	14	0	28
M. Blackwood	2-4	0-2	0-0	1	0	4	1	22
M. Tunca	1-6	1-4	2-2	1	3	5	3	33
S. Ciani	0-0	0-0	0-0	1	1	0	1	6
TOTALS	20-46	4-22	16-17	21	17	60	12	200

Halftime Score – UCLA 29, Penn State 23. Team Rebounds – UCLA 1, Penn State 0. Turnovers – UCLA 14, Penn State 12. Technicals – None. Attendance: 5,836. Officials – Jeffrey Anderson, Tim Comer, Michael Reed.

Game No. 18 – January 17, 2026

Schottenstein Center – Columbus, Ohio

Ohio State 86, UCLA 74

UCLA 74

NAME	FG	3FG	FT	R	PF	TP	A	MIN
E. Dailey Jr.	6-12	0-3	0-3	4	5	12	1	18
T. Bilodeau	9-19	4-7	8-8	8	2	30	0	38
X. Booker	0-0	0-0	0-0	0	0	0	0	2
T. Perry	2-9	1-2	2-2	4	1	7	5	38
D. Dent	4-9	2-4	3-4	1	4	13	7	38
S. Jamerson II	0-1	0-0	0-0	3	4	0	0	20
J. Brown	2-6	2-6	2-2	3	1	8	0	18
E. Freeny	1-5	0-1	0-0	2	3	2	1	19
B. Williams	1-1	0-0	0-0	1	0	2	0	9
TOTALS	25-62	9-23	15-19	27	20	74	14	200

OHIO STATE 86

NAME	FG	3FG	FT	R	PF	TP	A	MIN
A. Bynum	3-9	0-4	1-2	5	2	7	1	32
D. Royal	7-10	3-3	5-6	9	5	22	1	30
C. Tilly	2-2	0-0	2-4	4	3	6	5	32
J. Mobley Jr.	8-15	6-12	6-6	3	2	28	3	38
B. Thornton	7-11	0-1	7-7	8	2	21	2	38
G. Cupps	0-4	0-3	0-0	1	2	0	1	19
I. Njegovan	1-1	0-0	0-0	2	2	2	1	8
T. Chatman	0-0	0-0	0-0	0	0	0	1	2
C. White	0-1	0-1	0-0	0	0	0	0	1
TOTALS	28-53	9-24	21-25	37	18	86	15	200

Halftime Score – Ohio State 42, UCLA 36. Team Rebounds – Ohio State 5, UCLA 1. Turnovers – Ohio State 10, UCLA 5. Technicals – None. Attendance: 12,937. Officials – Kelly Pfeifer, Mike Littlewood, Alfred Smith.

Game No. 19 – January 20, 2026
Pauley Pavilion – Los Angeles, Calif.
UCLA 69, (4) Purdue 67

PURDUE 67

NAME	FG	3FG	FT	R	PF	TP	A	MIN
T. Kaufman-Renn	4-6	0-2	2-2	7	1	10	5	26
O. Cluff	3-5	0-0	0-1	4	1	6	0	24
C.J. Cox	6-11	2-6	2-2	5	3	16	4	30
F. Loyer	2-10	1-6	0-0	0	0	5	1	27
B. Smith	5-13	2-5	0-0	3	0	12	4	37
D. Jacobsen	2-4	0-0	0-0	3	2	4	0	16
G. Harris	2-5	1-4	2-2	0	0	7	2	14
J. Benter	2-4	0-2	0-0	1	0	4	1	14
O. Mayer	1-2	1-2	0-0	1	1	3	0	11
TOTALS	27-60	7-27	6-7	30	8	67	17	200

UCLA 69

NAME	FG	3FG	FT	R	PF	TP	A	MIN
E. Dailey Jr.	6-11	0-1	0-1	7	0	12	3	34
T. Bilodeau	5-9	4-8	0-0	4	3	14	3	34
X. Booker	4-5	1-2	0-0	4	1	9	0	35
T. Perry	4-7	3-5	0-0	4	2	11	2	38
D. Dent	10-18	1-3	2-2	0	1	23	13	39
B. Williams	0-1	0-1	0-0	0	0	0	0	5
J. Brown	0-0	0-0	0-0	0	0	0	0	2
S. Jamerson II	0-0	0-0	0-0	2	3	0	0	5
E. Freeny	0-0	0-0	0-0	2	0	0	0	8
TOTALS	29-51	9-20	2-3	24	10	69	21	200

Halftime Score – UCLA 32, Purdue 32. Team Rebounds – Purdue 6, UCLA 1. Turnovers – UCLA 10, Purdue 8. Technicals – None. Attendance: 10,235. Officials – Brian Dorsey, Keith Kimble, Jason Phillips.

Game No. 20 – January 24, 2026
Pauley Pavilion – Los Angeles, Calif.
UCLA 71, Northwestern 64

NORTHWESTERN 64

NAME	FG	3FG	FT	R	PF	TP	A	MIN
T. Kropp	0-1	0-0	2-2	4	1	2	1	16
N. Martinelli	8-19	0-4	4-4	8	1	20	2	37
T. Singleton	2-8	1-4	7-8	6	5	12	1	32
J. West	2-7	0-2	2-2	1	1	6	3	29
M. Green	3-5	3-5	0-0	6	1	9	2	30
J. Reid	0-1	0-1	1-2	1	2	1	2	6
J. Clayton	3-5	3-5	0-0	1	2	9	0	24
A. Page	1-3	0-1	1-2	0	0	3	2	13
A. Ciaravino	1-4	0-1	0-0	2	3	2	0	12
J. Mullins	0-0	0-0	0-0	0	0	0	0	0+
TOTALS	20-53	7-23	17-20	32	16	64	13	200

UCLA 71

NAME	FG	3FG	FT	R	PF	TP	A	MIN
E. Dailey Jr.	4-10	1-3	2-4	8	1	11	1	30
T. Bilodeau	7-11	4-8	0-0	4	2	18	1	31
X. Booker	2-6	0-0	1-3	8	2	5	0	24
T. Perry	6-12	0-4	6-7	2	2	18	3	35
D. Dent	5-10	1-1	2-7	4	2	13	5	33
J. Brown	2-2	2-2	0-0	2	0	6	0	17
B. Williams	0-1	0-0	0-0	0	0	0	0	6
S. Jamerson II	0-0	0-0	0-0	1	4	0	0	12
E. Freeny	0-1	0-0	0-0	0	0	0	0	12
TOTALS	26-53	8-18	11-21	34	13	71	10	200

Halftime Score – UCLA 41, Northwestern 31. Team Rebounds – UCLA 5, Northwestern 3. Turnovers – UCLA 10, Northwestern 9. Technicals – None. Attendance: 7,444. Officials – Larry Scirotto, Michael Irving, Kevin Brill.

Game No. 21 – January 28, 2026
Matthew Knight Arena – Eugene, Ore.
UCLA 73, Oregon 57

UCLA 73

NAME	FG	3FG	FT	R	PF	TP	A	MIN
E. Dailey Jr.	5-13	1-2	3-3	11	1	14	1	33
T. Bilodeau	4-9	1-2	9-11	7	2	18	1	33
X. Booker	2-2	1-1	2-2	6	4	7	0	19
T. Perry	3-10	2-5	4-4	2	0	12	3	36
D. Dent	6-17	1-3	2-2	3	2	15	4	37
S. Jamerson II	1-1	0-0	0-0	3	1	2	1	12
J. Brown	1-4	1-4	0-0	2	2	3	0	12
B. Williams	1-2	0-1	0-1	4	2	2	0	16
E. Freeny	0-0	0-0	0-0	0	0	0	0	2
TOTALS	23-58	7-18	20-23	40	13	73	10	200

OREGON 57

NAME	FG	3FG	FT	R	PF	TP	A	MIN
D. Lindsay	3-7	1-3	0-0	6	2	7	0	28
K. Evans Jr.	9-18	4-10	2-3	8	2	24	2	39
S. Stewart	2-8	0-0	2-2	8	4	6	3	29
D. Pryor	0-0	0-0	0-0	0	0	0	0	6
W. Lin	1-6	0-4	1-2	1	0	3	1	20
D. Carter	1-2	1-2	0-0	2	1	3	1	22
J. Phillips	3-11	3-10	0-0	2	3	9	1	31
L. Johnson	1-4	0-1	0-0	4	2	2	1	10
O. Kobzystyi	1-3	0-2	0-0	1	3	2	0	12
E. Vatan	0-0	0-0	1-2	1	0	1	0	2
TOTALS	21-59	9-32	6-9	36	17	57	9	200

Halftime Score – UCLA 36, Oregon 22. Team Rebounds – Oregon 3, UCLA 2. Turnovers – Oregon 10, UCLA 4. Technicals – None. Attendance: 5,721. Officials – Michael Reed, Jason Phillips, Randy Richardson.

Game No. 22 – January 31, 2026
Pauley Pavilion – Los Angeles, Calif.
Indiana 98, UCLA 97 (2-OT)

INDIANA 98

NAME	FG	3FG	FT	R	PF	TP	A	MIN
S. Alexis	2-2	0-0	3-4	3	2	7	0	22
N. Dorn	8-18	6-15	4-5	7	4	26	0	48
T. DeVries	2-8	1-4	4-4	10	3	9	7	46
L. Wilkerson	8-22	3-11	5-6	8	2	24	3	43
C. Enright	2-4	1-3	0-0	1	5	5	7	39
J. Miles	0-2	0-1	0-0	2	5	0	0	9
R. Bailey	6-7	0-0	12-13	6	5	24	5	9
T. Sisley	0-3	0-0	3-6	2	1	3	0	15
TOTALS	28-66	11-34	31-38	40	27	98	22	200

UCLA 97

NAME	FG	3FG	FT	R	PF	TP	A	MIN
E. Dailey Jr.	6-11	0-1	3-3	6	4	15	2	41
T. Bilodeau	5-12	1-3	7-8	11	5	18	1	40
X. Booker	3-7	1-4	0-0	2	2	7	4	32
T. Perry	6-16	3-6	10-10	7	3	25	1	43
D. Dent	8-23	0-3	8-11	6	5	24	11	50
S. Jamerson II	0-0	0-0	0-0	0	2	0	0	1
J. Brown	1-6	1-4	2-2	8	3	5	0	28
B. Williams	1-1	1-1	0-0	3	3	3	0	16
TOTALS	30-76	7-22	30-34	46	27	97	19	200

Halftime Score – UCLA 36, Indiana 30. Team Rebounds – UCLA 3, Indiana 1. Turnovers – Indiana 11, UCLA 10. Technicals – None. Attendance: 10,086. Officials – Kelly Pfeifer, Keith Kimble, Nate Harris.

Game No. 23 – February 3, 2026
Pauley Pavilion – Los Angeles, Calif.
UCLA 98, Rutgers 66

RUTGERS 66

NAME	FG	3FG	FT	R	PF	TP	A	MIN
D. Grant	0-5	0-2	1-2	1	2	1	0	21
E. Ogbole	1-1	0-0	0-0	5	2	2	1	16
J. Davis	0-3	0-1	0-0	3	2	0	2	21
K. Powers	7-11	3-5	1-2	4	1	18	2	26
D. Buchanan Jr.	4-10	0-2	1-5	4	1	9	3	26
B. Dortch	3-3	0-0	0-0	4	3	6	0	15
T. Francis	4-8	2-3	2-2	1	2	12	1	25
L. Mark	3-8	0-4	4-6	3	2	10	2	16
C. Nwuli	0-0	0-0	2-3	1	0	2	1	8
H. Zrno	2-6	2-5	0-0	1	0	6	1	22
D. Badalau	0-0	0-0	0-0	0	0	0	0	5
TOTALS	24-55	7-22	11-20	30	15	66	13	200

UCLA 98

NAME	FG	3FG	FT	R	PF	TP	A	MIN
E. Dailey Jr.	5-10	0-2	7-8	3	2	17	1	29
T. Bilodeau	6-11	3-6	4-4	7	2	19	1	29
X. Booker	10-11	4-4	0-0	5	2	24	3	29
T. Perry	4-6	2-2	0-0	7	1	10	5	31
D. Dent	5-10	1-2	2-3	0	2	13	11	31
J. Brown	0-1	0-1	0-0	3	1	0	3	12
B. Williams	1-5	0-1	3-3	5	1	5	1	16
E. Freeny	2-4	2-2	0-0	0	1	6	0	13
S. Jamerson II	1-2	0-0	0-0	0	4	2	0	5
C. Horry	0-0	0-0	0-0	0	0	0	0	2
A. Peoples Jr.	1-2	0-0	0-0	2	0	2	0	2
J. Seidler	0-1	0-1	0-0	1	0	0	0	2
TOTALS	35-63	12-21	16-18	35	16	98	25	200

Halftime Score – UCLA 52, Rutgers 40. Team Rebounds – Rutgers 3, UCLA 2. Turnovers – Rutgers 9, UCLA 2. Technicals – None. Attendance: 5,307. Officials – Mike Littlewood, Scott Brown, Bart Lenox.

TYLER BILODEAU (34)

SENIOR – F – 6-9, 235 – Kennewick, Wash. (Kamiakin HS / Oregon State)

SEASON/CAREER BEST PERFORMANCES

Category	Season High	Career High
Points	34 vs. UC Riverside (Dec. 23, 2025)	34 vs. UC Riverside (Dec. 23, 2025)
Rebounds	11 vs. Indiana (Jan. 31, 2026)	15 vs. New Mexico (Nov. 8, 2024)
Assists	3 (twice), last vs. Purdue (Jan. 20, 2026)	4 (3 times), last vs. Oregon (Jan. 30, 2025)
Steals	2 (3 times), last vs. Cal Poly (Dec. 19, 2025)	3 at Washington State (Jan. 4, 2024)
Blocks	1 vs. Arizona (Nov. 14, 2025)	2 (4 times), last vs. Arizona (Jan. 25, 2024)
Minutes	40 vs. Indiana (Jan. 31, 2026)	40 vs. Indiana (Jan. 31, 2026)
FG Made	12 vs. UC Riverside (Dec. 23, 2025)	12 vs. UC Riverside (Dec. 23, 2025)
FG Att.	19 (twice), last at Ohio State (Jan. 17, 2026)	20 vs. New Mexico (Nov. 8, 2024)
3PG Made	4 (6 times), last vs. Northwestern (Jan. 24, 2026)	7 at Illinois (Feb. 11, 2025)
3PG Att.	8 (twice), last vs. Northwestern (Jan. 24, 2026)	12 at Illinois (Feb. 11, 2025)
FT Made	9 at Oregon (Jan. 28, 2026)	9 (twice), last at Oregon (Jan. 28, 2026)
FT Att.	11 at Oregon (Jan. 28, 2026)	12 vs. Arizona State (Jan. 27, 2024)



TYLER BILODEAU (34)
senior

79 career games, 10 or more points
15 career games, 20 or more points
2 career games, 30 or more points
5 career double-doubles

KEY NOTES ON TYLER BILODEAU

- Has averaged a team-leading 18.2 points per game ... also has averaged 5.7 rebounds in 21 contests (20 starts)
- Through Wednesday, Feb. 4, ranked No. 9 in the Big Ten in scoring (18.2 ppg) ... was No. 1 in 3-point percentage (44.7%) and No. 8 in overall shooting percentage (51.9%)
- Registered his first double-double of the season last Saturday versus Indiana, totaling 18 points and 11 rebounds in a double-overtime loss (Jan. 31, 2026)
- Through UCLA's last 10 games, has averaged 17.4 points and 6.3 rebounds per game, shooting 48.6 percent overall and 42.9 percent from 3-point territory (21-for-49)
- Since Jan. 14 (UCLA's last seven games), he has made 21 of 41 attempts from 3-point distance (51.2%)
- Has scored at least 10 points in each of UCLA's last 16 games (Dec. 3 through Feb. 3)
- Scored a career-best 34 points on 12-of-19 shooting in the 97-65 win over UC Riverside in the team's final game of the 2025 calendar year (Dec. 23, 2025)
- Nailed the game-winning 3-pointer against No. 4 Purdue with eight seconds to play (Jan. 20, 2026), leading UCLA past the Boilermakers, 69-67, in Pauley Pavilion
- Made 24 consecutive free throws from Dec. 17 through Jan. 3, missing the third of his five attempts in the game at Iowa (Jan. 3, 2026)
- Was named to the 20-person watch list for this season's Karl Malone Power Forward of the Year Award
- Missed two games in November with a left knee sprain (vs. Presbyterian on Nov. 21, vs. California on Nov. 25)
- Last season, he led the team in scoring (13.5 ppg) and was second in rebounding (4.6 rpg) in 33 games
- Named a third-team All-Big Ten Conference selection last season, as chosen by the league's coaches, in the end-of-season Big Ten awards
- Scored 25 points in UCLA's 83-78 loss at Illinois last season (Feb. 11, 2025) ... made a career-high seven 3-pointers on 12 attempts in that game
- Last season, he totaled 23 points and a career-best 15 rebounds in a loss to New Mexico in Henderson, Nev., in UCLA's second game of the season (Nov. 8, 2024)
- Became UCLA's first player since Jaime Jaquez Jr. on Feb. 4, 2023, to have at least 15 points and 15 rebounds in the same game (totaled 23-pts and 15-reb, versus New Mexico)
- Transferred to UCLA in the summer of 2024 from Oregon State ... played in 64 games (45 starts) over two seasons at Oregon State
- Has scored at least 10 points in 79 career games (19 games this season, and includes 24 games last season)
- Has totaled at least 20 points in 17 career contests (seven times this season, four times last season, six times in his two prior seasons at Oregon State)
- Averaged 10.7 points and 4.8 rebounds per game in his first two seasons at Oregon State (64 games)
- Was born in Billings, Montana, and grew up in central Washington ... has one twin brother (Jacob) and one younger sister (Alexa) ... also excelled in ice hockey as a youngster
- As a high school player, competed at Kamiakin High School (Kennewick, Wash.) ... was honored as the 2021-22 Gatorade Boys Basketball Player of the Year in the state of Washington

TYLER BILODEAU'S GAME-BY-GAME (2025-26)

DATE	OPP	G-GS	MIN	FG-FGA	PCT	3FG-A	PCT	FT-FTA	PCT	OR	DR	TOT	PF-DQ	A	TO	BS	S	PTS
11-03	Eastern Washington	1-1	31:41	8-16	.500	3-6	.500	0-0	.000	2	4	6	3-0	1	0	0	2	19
11-07	Pepperdine	1-1	28:29	4-9	.444	0-4	.000	1-2	.500	1	3	4	1-0	1	2	0	1	9
11-10	West Georgia	1-1	28:26	7-12	.583	1-2	.500	6-6	1.000	1	3	4	3-0	1	1	0	1	21
11-14	vs. Arizona	1-1	32:33	7-10	.700	3-4	.750	2-3	.667	1	1	2	0-0	1	2	1	0	19
11-18	Sacramento State	1-0	18:16	1-5	.200	0-1	.000	4-4	1.000	1	3	4	5-1	1	2	0	2	6
11-21	Presbyterian	—	DNP	—	—	—	—	—	—	—	—	—	—	—	—	—	—	—
11-25	vs. California	—	DNP	—	—	—	—	—	—	—	—	—	—	—	—	—	—	—
12-03	at Washington	1-1	29:50	7-14	.500	1-6	.167	6-7	.857	1	4	5	3-0	0	2	0	1	21
12-06	Oregon	1-1	33:59	4-7	.571	1-3	.333	5-5	1.000	0	8	8	3-0	1	1	0	1	14
12-13	vs. Gonzaga	1-1	33:33	7-13	.538	4-6	.667	6-7	.857	1	3	4	4-0	0	0	2	0	24
12-17	Arizona State	1-1	30:34	4-10	.400	2-4	.500	8-8	1.000	0	5	5	4-0	3	1	0	0	18
12-19	Cal Poly	1-1	30:59	7-9	.778	2-2	1.000	8-8	1.000	3	5	8	3-0	2	3	0	2	24
12-23	UC Riverside	1-1	30:15	12-19	.632	4-7	.571	6-6	1.000	1	6	7	2-0	1	1	1	0	34
01-03	at Iowa	1-1	33:05	3-10	.300	0-4	.000	4-5	.800	3	1	4	3-0	1	5	0	0	10
01-06	at Wisconsin	1-1	30:16	6-12	.500	0-2	.000	4-8	.500	3	6	9	4-0	0	0	1	0	16
01-10	Maryland	1-1	20:31	2-5	.400	0-2	.000	6-9	.667	0	0	0	4-0	2	0	1	0	10
01-14	at Penn State	1-1	31:42	7-13	.538	4-7	.571	3-3	1.000	0	9	9	1-0	2	3	1	1	21
01-17	at Ohio State	1-1	37:48	9-19	.474	4-7	.571	8-8	1.000	3	5	8	2-0	0	1	0	1	30
01-20	Purdue	1-1	34:07	5-9	.556	4-8	.500	0-0	.000	1	3	4	3-0	3	1	1	0	14
01-24	Northwestern	1-1	30:58	7-11	.636	4-8	.500	0-0	.000	1	3	4	2-0	1	1	0	0	18
01-28	at Oregon	1-1	32:53	4-9	.444	1-2	.500	9-11	.818	3	4	7	2-0	1	1	0	0	18
01-31	Indiana	1-1	39:50	5-12	.417	1-3	.333	7-8	.875	1	10	11	5-1	1	2	1	0	18
02-03	Rutgers	1-1	29:00	6-11	.545	3-6	.500	4-4	1.000	1	6	7	2-0	1	0	0	0	19
TOTALS		21-20	648:46	122-235	.519	42-94	.447	97-112	.866	28	92	120	59-2	24	29	9	12	383

TYLER BILODEAU'S CAREER STATISTICS

SEASON	Yr.	G-GS	MIN	MPG	FG-FGA	PCT	3FG-A	PCT	FT-FTA	PCT	OR	DR	TOT	RPG	PF-DQ	A	TO	BS	S	PTS	PPG
2022-23	1 ^{FR}	32-13	631	19.7	84-184	.457	12-40	.300	44-54	.815	33	91	124	3.9	87-3	18	37	11	12	224	7.0
2023-24	1 ^{SO}	32-32	952	29.8	171-321	.533	30-87	.345	87-109	.798	29	153	182	5.7	93-1	39	49	13	18	459	14.3
2024-25	JR	33-33	873	26.4	171-345	.496	38-95	.400	66-92	.717	48	103	151	4.6	73-1	48	38	11	29	446	13.5
2025-26	SR	21-20	649	30.9	122-235	.519	42-94	.447	97-112	.866	28	92	120	5.7	59-2	24	29	9	12	383	18.2
CAREER		118-98	3104	26.3	548-1085	.505	122-316	.386	294-367	.801	138	439	577	4.9	312-7	129	153	44	71	1512	12.8

1 first two seasons at Oregon State University

XAVIER BOOKER (1)

JUNIOR – F – 6-11, 245 – Indianapolis, Ind. (Cathedral HS / Michigan State)

SEASON/CAREER BEST PERFORMANCES

Category	Season High
Points	24 vs. Rutgers (Feb. 3, 2026)
Rebounds	8 vs. Northwestern (Jan. 24, 2026)
Assists	4 (twice), last vs. Indiana (Jan. 31, 2026)
Steals	1 (4 times), last at Oregon (Jan. 28, 2026)
Blocks	5 vs. Pepperdine (Nov. 7, 2025)
Minutes	35 vs. Purdue (Jan. 20, 2026)
FG Made	10 vs. Rutgers (Feb. 3, 2026)
FG Att.	12 vs. Gonzaga (Dec. 13, 2025)
3PFG Made	4 vs. Rutgers (Feb. 3, 2026)
3PFG Att.	4 (3 times), last vs. Rutgers (Feb. 3, 2026)
FT Made	4 vs. Pepperdine (Nov. 7, 2025)
FT Att.	4 (twice), last vs. California (Nov. 25, 2025)

Career High
24 vs. Rutgers (Feb. 3, 2026)
8 vs. Northwestern (Jan. 24, 2026)
4 (twice), last vs. Indiana (Jan. 31, 2026)
2 vs. Minnesota (March 14, 2024)
5 vs. Pepperdine (Nov. 7, 2025)
35 vs. Purdue (Jan. 20, 2026)
10 vs. Rutgers (Feb. 3, 2026)
12 vs. Gonzaga (Dec. 13, 2025)
4 vs. Rutgers (Feb. 3, 2026)
6 vs. Alcorn State (Nov. 19, 2023)
5 vs. Oakland (Dec. 17, 2024)
6 vs. Oakland (Dec. 17, 2024)



XAVIER BOOKER (1)
junior

15 career games, 10 or more points
1 career game, 20 or more points

KEY NOTES ON XAVIER BOOKER

- Has averaged 7.6 points, 3.6 rebounds and 1.3 blocks in all 23 games ... has started 21 of 23 contests
- Has averaged 20.3 minutes per game ... played a career-high 35:19 in the Bruins' win against Purdue (Jan. 20, 2026)
- Totaled a career-high 24 points in the win over Rutgers, connecting on 10 of 11 shots and going 4-for-4 from 3-point distance (Feb. 3, 2026)
- Through games played Wednesday, Feb. 4, ranked No. 7 among all Big Ten players in blocks per game (1.3 bpg, 23 blocks in 30 games)
- Played at least 26 minutes in nine games this season ... had never played 26 minutes or more in any game the past two seasons at Michigan State
- Has shot 59.2 percent from the field (71-for-120) and has made 16 of 33 attempts from 3-point distance (48.5%)
- Has totaled career highs this season in shots made (71), rebounds (83, 3.6 rpg), assists (24) and blocks (30)
- Has totaled 24 assists and 17 turnovers this season, after having registered 14 assists and 36 turnovers over his first two seasons
- One of three players on the team (along with Jamar Brown and Steven Jamerson II) to have played in all 23 games for UCLA this season
- Recorded 15 points and a career-best five blocks in the Bruins' home win over Pepperdine (Nov. 7, 2025)
- Has scored at least 10 points in 15 career games (eight times this season, and seven times during his first two seasons at Michigan State)
- Transferred to UCLA in the summer of 2025 after two seasons at Michigan State (2023-24, 2024-25)
- Averaged 4.3 points, 2.0 rebounds and 0.6 blocks in 60 games during two years at Michigan State
- Last season, he scored at least 10 points in five games ... had a career-high 18 points against Oakland University (Dec. 17, 2024)
- Graduated from Cathedral High School in Indianapolis in 2023, prior to enrolling at Michigan State

XAVIER BOOKER'S GAME-BY-GAME (2025-26)

DATE	OPP	G-GS	MIN	FG-FGA	PCT	3FG-A	PCT	FT-FTA	PCT	OR	DR	TOT	PF-DQ	A	TO	BS	S	PTS
11-03	Eastern Washington	1-1	29:37	6-7	.857	0-1	.000	2-2	1.000	3	4	7	0-0	3	0	1	0	14
11-07	Pepperdine	1-1	30:35	5-8	.625	1-2	.500	4-4	1.000	2	3	5	2-0	1	0	5	0	15
11-10	West Georgia	1-1	26:26	2-3	.667	0-1	.000	0-0	.000	1	5	6	2-0	4	1	2	0	4
11-14	vs. Arizona	1-1	31:14	4-7	.571	2-3	.667	0-0	.000	1	6	7	4-0	1	4	1	0	10
11-18	Sacramento State	1-0	19:09	6-8	.750	0-1	.000	0-0	.000	3	5	8	4-0	0	5	0	1	12
11-21	Presbyterian	1-1	20:57	3-4	.750	1-1	1.000	2-2	1.000	0	1	1	0-0	3	0	1	0	9
11-25	vs. California	1-1	31:30	4-9	.444	0-0	.000	2-4	.500	3	1	4	1-0	0	0	3	0	10
12-03	at Washington	1-1	16:51	3-5	.600	1-2	.500	1-2	.500	1	2	3	2-0	2	0	0	0	8
12-06	Oregon	1-1	21:34	5-9	.556	2-3	.667	0-1	.000	2	3	5	3-0	1	0	1	1	12
12-13	vs. Gonzaga	1-1	26:11	6-12	.500	0-0	.000	0-0	.000	3	2	5	4-0	0	0	2	0	12
12-17	Arizona State	1-1	13:41	0-2	.000	0-0	.000	2-2	1.000	0	0	0	2-0	1	1	2	1	2
12-19	Cal Poly	1-1	3:17	0-0	.000	0-0	.000	0-0	.000	0	1	1	0-0	0	0	0	0	0
12-23	UC Riverside	1-1	12:42	2-6	.333	1-4	.250	1-1	1.000	0	1	1	1-0	1	0	0	0	6
01-03	at Iowa	1-1	12:27	2-3	.667	0-0	.000	0-0	.000	1	0	1	3-0	0	1	0	0	4
01-06	at Wisconsin	1-0	0:56	0-0	.000	0-0	.000	0-0	.000	0	0	0	0-0	0	0	0	0	0
01-10	Maryland	1-1	16:11	2-5	.400	1-3	.333	0-0	.000	0	0	0	2-0	0	0	1	0	5
01-14	at Penn State	1-1	12:10	0-1	.000	0-1	.000	0-0	.000	1	3	4	1-0	0	2	1	0	0
01-17	at Ohio State	1-1	2:00	0-0	.000	0-0	.000	0-0	.000	0	0	0	0-0	0	0	1	0	0
01-20	Purdue	1-1	35:19	4-5	.800	1-2	.500	0-0	.000	0	4	4	1-0	0	0	3	0	9
01-24	Northwestern	1-1	23:35	2-6	.333	0-0	.000	1-3	.333	1	7	8	2-0	0	1	1	0	5
01-28	at Oregon	1-1	19:20	2-2	1.000	1-1	1.000	2-2	1.000	2	4	6	4-0	0	0	2	1	7
01-31	Indiana	1-1	31:55	3-7	.429	1-4	.250	0-0	.000	1	1	2	2-0	4	2	2	0	7
02-03	Rutgers	1-1	29:10	10-11	.909	4-4	1.000	0-0	.000	2	3	5	2-0	3	0	1	0	24
TOTALS		23-21	466:47	71-120	.592	16-33	.485	17-23	.739	27	56	83	42-0	24	17	30	4	175

XAVIER BOOKER'S CAREER STATISTICS


SEASON	Yr.	G-GS	MIN	MPG	FG-FGA	PCT	3FG-A	PCT	FT-FTA	PCT	OR	DR	TOT	RPG	PF-DQ	A	TO	BS	S	PTS	PPG
2023-24	1 ^{FR}	27-2	249	9.2	36-82	.439	16-48	.333	12-19	.632	9	37	46	1.7	30-0	6	7	14	3	100	3.7
2024-25	1 ^{SO}	33-3	424	12.8	58-139	.417	17-73	.233	22-28	.786	22	51	73	2.2	41-0	8	29	22	2	155	4.7
2025-26	JR	23-21	467	20.3	71-120	.592	16-33	.485	17-23	.739	27	56	83	3.6	42-0	24	17	30	4	175	7.6
CAREER		83-26	1139	13.7	165-341	.484	49-154	.318	51-70	.729	58	144	202	2.4	113-0	38	53	66	9	430	5.2

1 first two seasons at Michigan State University

JAMAR BROWN (4)
5th YEAR SENIOR – G – 6-5, 200 – Chandler, Ariz. (Hamilton HS / UMKC)

SEASON/CAREER BEST PERFORMANCES

Category	Season High	Career High
Points	14 vs. Cal Poly (Dec. 19, 2025)	29 (twice), last vs. North Dakota (Feb. 8, 2025)
Rebounds	8 vs. Indiana (Jan. 31, 2026)	16 at Creighton (Nov. 16, 2024)
Assists	3 (twice), last vs. Rutgers (Feb. 3, 2026)	6 at Wichita State (Dec. 17, 2024)
Steals	4 vs. UC Riverside (Dec. 23, 2025)	6 at South Dakota (Feb. 22, 2024)
Blocks	1 (twice), last vs. California (Nov. 25, 2025)	2 (twice), last vs. Omaha (Feb. 19, 2025)
Minutes	29 vs. Eastern Washington (Nov. 3, 2025)	42 vs. North Dakota State (Jan. 11, 2024)
FG Made	6 vs. Cal Poly (Dec. 19, 2025)	12 vs. Tabor (Dec. 12, 2023)
FG Att.	7 (twice), last vs. Cal Poly (Dec. 19, 2025)	21 vs. Tabor (Dec. 12, 2023)
3PFG Made	3 vs. Arizona State (Dec. 17, 2025)	6 vs. North Dakota (Feb. 8, 2025)
3PFG Att.	6 at Ohio State (Jan. 17, 2026)	11 (twice), last at South Dakota State (Feb. 22, 2025)
FT Made	3 vs. Sacramento State (Nov. 18, 2025)	13 vs. Denver (Feb. 27, 2025)
FT Att.	3 vs. Sacramento State (Nov. 18, 2025)	14 vs. Denver (Feb. 27, 2025)



JAMAR BROWN (4)
5th-year senior

54 career games, 10 or more points
17 career games, 20 or more points
14 double-doubles

these statistics include Brown's two
seasons at UMKC

KEY NOTES ON JAMAR BROWN

- Has averaged 5.3 points and 3.4 rebounds in all 23 games this season ... has averaged 18.7 minutes per game
- Has shot 47.2 percent overall and 37.9 percent from beyond the 3-point arc (22-for-58) ... has shot 16-for-16 at the free throw line
- One of three players on the team (along with Xavier Booker and Steven Jamerson II) to have played in all 23 games for UCLA this season
- Has scored at least 10 points in 54 career NCAA games (three games this season, 51 games in his prior to seasons at UMKC)
- Has registered 20 or more points in 17 career contests (all while playing at UMKC the past two seasons)
- Scored a season-best 14 points in the Bruins' home victory over Cal Poly, making 6 of 7 shots from the field (Dec. 19, 2025)
- Transferred to UCLA in the summer of 2025 after two seasons at the University of Missouri-Kansas City (UMKC)
- Prior to UMKC, played as a freshman and sophomore at Phoenix College in Phoenix, Arizona
- In two seasons at UMKC, averaged 16.0 points, 6.7 rebounds and 1.3 assists in 62 games (61 starts)
- Led UMKC in scoring and rebounding in each of the last two seasons ... shot 45.3 percent from the field and 36.8 from 3-point territory
- Last season, averaged 17.0 points and 7.4 rebounds per game (both team-high averages)
- Last season, ranked second among all players in the Summit League in minutes played per game (33.3 mpg)
- Spent his first two collegiate seasons competing at Phoenix College (junior college in Phoenix, Arizona)

JAMAR BROWN'S GAME-BY-GAME (2025-26)

DATE	OPP	G-GS	MIN	FG-FGA	PCT	3FG-A	PCT	FT-FTA	PCT	OR	DR	TOT	PF-DQ	A	TO	BS	S	PTS
11-03	Eastern Washington	1-1	29:38	2-6	.333	1-4	.250	0-0	.000	2	3	5	1-0	1	1	1	2	5
11-07	Pepperdine	1-0	12:16	2-6	.333	0-3	.000	2-2	1.000	3	2	5	2-0	0	0	0	0	6
11-10	West Georgia	1-0	23:08	3-5	.600	2-3	.667	2-2	1.000	0	5	5	0-0	1	1	0	1	10
11-14	vs. Arizona	1-0	6:56	0-0	.000	0-0	.000	0-0	.000	0	0	0	0-0	0	0	0	0	0
11-18	Sacramento State	1-1	19:20	3-5	.600	1-2	.500	3-3	1.000	1	4	5	3-0	3	2	0	0	10
11-21	Presbyterian	1-0	25:09	3-6	.500	1-3	.333	2-2	1.000	2	5	7	1-0	0	1	0	3	9
11-25	vs. California	1-0	28:56	3-7	.429	2-5	.400	1-1	1.000	1	5	6	4-0	1	1	1	1	9
12-03	at Washington	1-0	25:54	3-6	.500	1-3	.333	0-0	.000	3	3	6	3-0	0	0	0	1	7
12-06	Oregon	1-0	9:44	0-2	.000	0-1	.000	0-0	.000	1	0	1	1-0	0	0	0	0	0
12-13	vs. Gonzaga	1-0	12:29	1-1	1.000	1-1	1.000	0-0	.000	0	1	1	1-0	1	0	0	0	3
12-17	Arizona State	1-0	19:41	3-4	.750	3-4	.750	0-0	.000	2	0	2	3-0	1	0	0	0	9
12-19	Cal Poly	1-0	27:21	6-7	.857	2-3	.667	0-0	.000	0	1	1	3-0	0	0	0	0	14
12-23	UC Riverside	1-0	24:04	2-3	.667	0-1	.000	0-0	.000	3	4	7	1-0	0	0	0	4	4
01-03	at Iowa	1-0	20:48	1-2	.500	1-2	.500	0-0	.000	0	2	2	4-0	1	0	0	2	3
01-06	at Wisconsin	1-0	16:26	2-4	.500	0-1	.000	0-0	.000	2	1	3	5-1	0	2	0	0	4
01-10	Maryland	1-0	21:51	2-4	.500	1-3	.333	0-0	.000	1	3	4	2-0	0	1	0	1	5
01-14	at Penn State	1-0	17:31	0-2	.000	0-2	.000	2-2	1.000	0	1	1	1-0	0	0	0	0	2
01-17	at Ohio State	1-0	17:54	2-6	.333	2-6	.333	2-2	1.000	2	1	3	1-0	0	0	0	0	8
01-20	Purdue	1-0	1:49	0-0	.000	0-0	.000	0-0	.000	0	0	0	0-0	0	0	0	0	0
01-24	Northwestern	1-0	16:40	2-2	1.000	2-2	1.000	0-0	.000	0	2	2	0-0	0	1	0	1	6
01-28	at Oregon	1-0	12:21	1-4	.250	1-4	.250	0-0	.000	0	2	2	2-0	0	0	0	0	3
01-31	Indiana	1-0	27:31	1-6	.167	1-4	.250	2-2	1.000	2	6	8	3-0	0	0	0	0	5
02-03	Rutgers	1-0	12:01	0-1	.000	0-1	.000	0-0	.000	0	3	3	1-0	3	0	0	0	0
TOTALS		23-2	429:29	42-89	.472	22-58	.379	16-16	1.000	25	54	79	42-1	12	10	2	16	122

JAMAR BROWN'S CAREER STATISTICS

SEASON	Yr.	G-GS	MIN	MPG	FG-FGA	PCT	3FG-A	PCT	FT-FTA	PCT	OR	DR	TOT	RPG	PF-DQ	A	TO	BS	S	PTS	PPG
2023-24	¹ JR	32-32	1121	35.1	172-379	.454	58-174	.333	79-93	.849	74	122	196	6.1	66-1	46	56	10	32	481	15.0
2024-25	¹ SR	30-29	1001	33.3	167-369	.453	70-174	.402	107-119	.899	97	124	221	7.4	76-2	36	57	9	48	511	17.0
2025-26	5th SR	23-2	429	18.7	42-89	.472	22-58	.379	16-16	1.000	25	54	79	3.4	42-1	12	10	2	16	122	5.3
CAREER		85-63	2551	30.0	381-837	.455	150-406	.369	202-228	.886	196	300	496	5.8	184-4	94	123	21	96	1114	13.1

¹ previous two seasons at UMKC (played at Phoenix College, prior to UMKC)

SKYY CLARK (55)

SENIOR – G – 6-3, 210 – Los Angeles, Calif. (Montverde Academy [FL] / Univ. of Louisville)

SEASON/CAREER BEST PERFORMANCES

Category	Season High	Career High
Points	30 vs. Cal Poly (Dec. 19, 2025)	36 vs. N.C. State (March 12, 2024)
Rebounds	5 (3 times), last vs. Arizona State (Dec. 17, 2025)	9 vs. Gonzaga (Dec. 28, 2024)
Assists	5 vs. Arizona State (Dec. 17, 2025)	7 (3 times), last at Northwestern (March 3, 2025)
Steals	3 (twice), last vs. UC Riverside (Dec. 23, 2025)	6 vs. New Mexico (Nov. 8, 2024)
Blocks	2 at Washington (Dec. 3, 2025)	2 at Washington (Dec. 3, 2025)
Minutes	38 at Washington (Dec. 3, 2025)	40 vs. N.C. State (March 12, 2024)
FG Made	10 vs. Cal Poly (Dec. 19, 2025)	12 vs. N.C. State (March 12, 2024)
FG Att.	19 vs. Cal Poly (Dec. 19, 2025)	19 vs. Cal Poly (Dec. 19, 2025)
3PFG Made	6 (3 times), last vs. Cal Poly (Dec. 19, 2025)	7 vs. N.C. State (March 12, 2024)
3PFG Att.	12 vs. Cal Poly (Dec. 19, 2025)	12 vs. Cal Poly (Dec. 19, 2025)
FT Made	5 at Washington (Dec. 3, 2025)	15 vs. New Mexico State (Nov. 26, 2023)
FT Att.	6 at Washington (Dec. 3, 2025)	16 vs. New Mexico State (Nov. 26, 2023)



SKYY CLARK (55)
senior

45 career games, 10 or more points
9 career games, 20 or more points
2 career games, 30 or more points

KEY NOTES ON SKYY CLARK

- Has averaged 13.5 points and 2.8 rebounds in 14 games ... has shot 47.4 percent from the field (65-for-137)
- Missed UCLA's past nine games with a strained hamstring ... currently listed as day-to-day (sustained the injury late in the game at Iowa on Jan. 3)
- Leads all UCLA players in 3-point shooting percentage (48.6%, 34-for-70) ... does not qualify (based on minimums) on the Big Ten's 3-point percentage list
- Was named the Big Ten's Co-Player of the Week on Monday, Dec. 22, after averaging 24.0 points in two home wins against Arizona State and Cal Poly (Dec. 17-19)
- Over his last five games played, he has shot 45.5 percent from 3-point range (15-for-33)
- Scored a season-high 30 points in a win over Cal Poly (Dec. 19, 2025), knocking down 6 of 12 shots from 3-point range
- Became the first-ever player in UCLA history to have made six 3-pointers in back-to-back contests (the 3-point line was adopted in college basketball in 1986-87)
- Has made 25 of 28 free throws (89.3 percent) through 14 games ... in two seasons at UCLA, has shot 67-for-82 at the free throw line (81.7%)
- Has registered an assist-turnover ratio of 2.3-to-1, through 48 career games at UCLA (2024-25 and 2025-26 seasons) ... has 123 assists and 53 turnovers, in two seasons at UCLA
- Last season, he averaged 8.0 points, 2.9 rebounds and 2.8 assists per game in 32 games (32 starts) as a junior
- Finished last season third on the team in minutes played (26.3 mpg), second in steals (45, 1.3 spg) and third in assists (91, 2.68 apg)
- Led UCLA's team in assist-turnover ratio (2.4-to-1) last season ... recorded 91 assists and 38 turnovers
- Has scored at least 10 points in 45 career games (eight games this season, 13 games in 2024-25, 20 games in 2023-24, and four games in 2022-23)
- Has totaled at least 20 points in nine career games (three times this season, and in six games as a sophomore at Louisville)
- Averaged 16.0 points per game and shot 52.6 percent (10-for-19) in the Bruins' two NCAA Tournament contests last March (at Rupp Arena in Lexington, Ky.)
- Transferred to UCLA in the summer of 2024 after having competed at Louisville during his sophomore season (2023-24)
- Scored a career-high 36 points in the ACC Tournament in 2024 against N.C. State ... shot 12-for-17 from the field against a team that advanced to the NCAA Final Four
- Grew up in the Los Angeles area and attended Heritage Christian School as a freshman and sophomore

SKYY CLARK'S GAME-BY-GAME (2025-26)

DATE	OPP	G-GS	MIN	FG-FGA	PCT	3FG-A	PCT	FT-FTA	PCT	OR	DR	TOT	PF-DQ	A	TO	BS	S	PTS
11-03	Eastern Washington	1-1	25:03	4-12	.333	2-6	.333	0-1	.000	0	2	2	4-0	3	1	0	1	10
11-07	Pepperdine	1-1	29:44	3-5	.600	2-3	.333	3-4	.750	1	3	4	2-0	0	3	0	2	11
11-10	West Georgia	1-1	32:12	3-8	.375	0-1	.000	2-2	1.000	2	0	2	1-0	3	2	0	3	8
11-14	vs. Arizona	1-1	28:19	3-11	.273	1-4	.250	2-2	1.000	0	2	2	3-0	2	1	0	0	9
11-18	Sacramento State	1-0	19:23	3-4	.750	3-4	.750	0-0	.000	0	1	1	5-1	1	0	0	2	9
11-21	Presbyterian	1-1	24:49	9-11	.818	1-2	.500	3-3	1.000	0	3	3	3-0	1	2	0	2	22
11-25	vs. California	1-1	25:08	2-8	.250	1-4	.250	2-2	1.000	0	5	5	4-0	1	0	0	0	7
12-03	at Washington	1-1	38:48	7-9	.778	6-7	.857	5-6	.833	0	2	2	2-0	3	1	2	1	25
12-06	Oregon	1-1	32:51	4-11	.364	3-6	.500	2-2	1.000	1	2	3	3-0	4	0	0	2	13
12-13	vs. Gonzaga	1-1	34:19	3-6	.500	2-5	.400	0-0	.000	0	5	5	4-0	2	2	0	0	8
12-17	Arizona State	1-1	31:50	6-13	.462	6-10	.600	0-0	.000	2	3	5	3-0	5	0	0	2	18
12-19	Cal Poly	1-1	30:40	10-19	.526	6-12	.500	4-4	1.000	0	2	2	3-0	2	1	0	0	30
12-23	UC Riverside	1-1	34:47	6-14	.429	0-3	.000	2-2	1.000	0	1	1	1-0	2	2	0	3	14
01-03	at Iowa	1-1	21:51	2-6	.333	1-3	.333	0-0	.000	0	2	2	1-0	3	0	0	2	5
01-06	at Wisconsin	–	DNP	–	–	–	–	–	–	–	–	–	–	–	–	–	–	–
01-10	Maryland	–	DNP	–	–	–	–	–	–	–	–	–	–	–	–	–	–	–
01-14	at Penn State	–	DNP	–	–	–	–	–	–	–	–	–	–	–	–	–	–	–
01-17	at Ohio State	–	DNP	–	–	–	–	–	–	–	–	–	–	–	–	–	–	–
01-20	Purdue	–	DNP	–	–	–	–	–	–	–	–	–	–	–	–	–	–	–
01-24	Northwestern	–	DNP	–	–	–	–	–	–	–	–	–	–	–	–	–	–	–
01-28	at Oregon	–	DNP	–	–	–	–	–	–	–	–	–	–	–	–	–	–	–
01-31	Indiana	–	DNP	–	–	–	–	–	–	–	–	–	–	–	–	–	–	–
02-03	Rutgers	–	DNP	–	–	–	–	–	–	–	–	–	–	–	–	–	–	–
TOTALS		14-13	409:44	65-137	.474	34-70	.486	25-28	.893	6	33	39	39-0	32	15	2	20	189

SKYY CLARK'S CAREER STATISTICS

SEASON	Yr.	G-GS	MIN	MPG	FG-FGA	PCT	3FG-A	PCT	FT-FTA	PCT	OR	DR	TOT	RPG	PF-DQ	A	TO	BS	S	PTS	PPG
2022-23	¹ FR	13-12	318	24.4	30-73	.411	15-45	.333	16-23	.696	6	42	48	3.7	36-1	27	27	2	7	91	7.0
2023-24	² SO	29-28	923	31.8	127-308	.412	47-133	.353	83-107	.776	8	81	89	3.1	71-2	87	88	4	30	384	13.2
2024-25	JR	34-34	895	26.3	99-216	.458	48-121	.397	42-54	.778	26	69	95	2.8	76-1	91	38	3	45	288	8.5
2025-26	SR	14-13	410	29.3	65-137	.474	34-70	.486	25-28	.893	6	33	39	2.8	39-1	32	15	2	20	189	13.5
CAREER		90-87	2546	28.3	321-734	.437	144-369	.390	166-212	.783	46	225	271	3.0	222-5	237	168	11	102	952	10.6

1 freshman season at Illinois
2 sophomore season at Louisville

ERIC DAILEY JR. (3)

JUNIOR – G/F – 6-8, 230 – Palmetto, Fla. (IMG Academy / Oklahoma State University)

SEASON/CAREER BEST PERFORMANCES

Category	Season High	Career High
Points	18 (twice), last at Wisconsin (Jan. 6, 2026)	25 vs. USC (March 8, 2025)
Rebounds	11 at Oregon (Jan. 28, 2026)	11 (3 times), last at Oregon (Jan. 28, 2026)
Assists	4 (twice), last vs. Cal Poly (Dec. 19, 2025)	4 (8 times), last vs. Cal Poly (Dec. 19, 2025)
Steals	3 (twice), last at Iowa (Jan. 3, 2026)	4 vs. Gonzaga (Dec. 28, 2024)
Blocks	2 vs. Gonzaga (Dec. 13, 2025)	2 vs. Gonzaga (Dec. 13, 2025)
Minutes	36 vs. Maryland (Jan. 10, 2026)	36 vs. Maryland (Jan. 10, 2026)
FG Made	9 at Wisconsin (Jan. 6, 2026)	10 vs. USC (March 8, 2025)
FG Att.	17 at Wisconsin (Jan. 6, 2026)	15 (3 times), last vs. California (Nov. 25, 2025)
3PFG Made	3 (twice), last vs. California (Nov. 25, 2025)	4 (twice), last vs. USC (March 8, 2025)
3PFG Att.	7 vs. California (Nov. 25, 2025)	6 vs. Prairie View A&M (Dec. 17, 2024)
FT Made	7 vs. Rutgers (Feb. 3, 2026)	7 (3 times), last vs. Rutgers (Feb. 3, 2026)
FT Att.	8 vs. Rutgers (Feb. 3, 2026)	9 vs. Michigan (Jan. 7, 2025)



ERIC DAILEY JR. (3)
junior

49 career games, 10 or more points
5 career games, 20 or more points
5 career double-doubles

KEY NOTES ON ERIC DAILEY JR.

- Has averaged 11.2 points and a team-leading 5.8 rebounds in 22 games (22 starts)
- Over UCLA's last 10 games, has averaged 12.0 points and 6.1 rebounds, shooting 45.3% from the field
- Has scored at least 10 points in each of UCLA's last six games (and in eight of the team's last nine contests)
- Scored a season-high 18 points in two games this season (vs. Oregon at home, and at Wisconsin)
- Has twice logged a double-double this season, most recently in the win at Oregon last week, totaling 15 points and 11 rebounds (Jan. 28, 2026)
- Did not play in the Bruins' season-opening game as he continued to recover from a left knee injury
- Last season, he averaged 11.4 points, 4.0 rebounds and 1.4 assists in 33 games
- Last season against Michigan State, he sank the game-winning shot with 7.5 seconds left (game was tied, 61-61) to lead UCLA to a 63-61 win at home (Feb. 4, 2025)
- Scored a season-best 25 points in UCLA's 90-63 win at home last season against USC (March 8, 2025) ... shot 10-for-13 in the victory over USC
- Has scored at least 10 points in 49 career games (16 times this season, 18 games in 2024-25, 15 games at Oklahoma State in 2023-24)
- Has registered at least 20 points in five games (four times last season) ... scored 25 points against USC (March 8) and 23 points versus Iowa (Jan. 17)
- Transferred to UCLA in the summer of 2024 after spending his freshman season at Oklahoma State
- As a freshman at Oklahoma State in 2023-24, he averaged 9.3 points and 4.8 rebounds in 32 games (16 starts)
- His father, Eric Sr., played at TCU and competed professionally around the world for 10 years ... his mother, Shell, played at Texas and has coached at the collegiate and pro levels

ERIC DAILEY JR.'S GAME-BY-GAME (2025-26)

DATE	OPP	G-GS	MIN	FG-FGA	PCT	3FG-A	PCT	FT-FTA	PCT	OR	DR	TOT	PF-DQ	A	TO	BS	S	PTS
11-03	Eastern Washington	—	DNP	—	—	—	—	—	—	—	—	—	—	—	—	—	—	—
11-07	Pepperdine	1-1	25:40	3-4	.750	2-3	.677	2-3	.667	0	4	4	1-0	2	1	0	1	10
11-10	West Georgia	1-1	21:40	5-9	.556	1-2	.500	3-4	.750	1	2	3	1-0	1	2	0	1	14
11-14	vs. Arizona	1-1	32:23	5-10	.500	3-5	.600	0-0	.000	0	5	5	2-0	2	2	0	0	13
11-18	Sacramento State	1-1	29:48	5-10	.500	0-4	.000	5-6	.833	1	9	10	1-0	4	1	1	0	15
11-21	Presbyterian	1-1	17:37	3-3	1.000	1-1	1.000	0-2	.000	0	4	4	2-0	1	2	0	0	7
11-25	vs. California	1-1	35:03	7-15	.467	3-7	.429	0-1	.000	1	6	7	2-0	3	2	0	0	17
12-03	at Washington	1-1	15:48	0-3	.000	0-1	.000	0-2	.000	0	0	0	4-0	0	0	0	0	0
12-06	Oregon	1-1	30:16	6-9	.667	2-4	.500	4-4	1.000	5	3	8	2-0	0	2	0	0	18
12-13	vs. Gonzaga	1-1	34:42	3-8	.375	0-2	.000	0-0	.000	2	3	5	2-0	1	1	2	1	6
12-17	Arizona State	1-1	20:50	0-6	.000	0-2	.000	4-4	1.000	1	5	6	2-0	2	1	0	1	4
12-19	Cal Poly	1-1	33:23	3-6	.500	0-3	.000	4-4	1.000	1	5	6	1-0	4	2	0	3	10
12-23	UC Riverside	1-1	22:16	5-7	.714	0-1	.000	3-3	1.000	4	5	9	3-0	0	3	0	2	13
01-03	at Iowa	1-1	30:20	2-5	.400	0-2	.000	0-0	.000	1	3	4	2-0	0	0	0	3	4
01-06	at Wisconsin	1-1	31:04	9-17	.529	0-5	.000	0-1	.000	1	7	8	5-1	1	2	1	0	18
01-10	Maryland	1-1	36:42	5-14	.357	1-4	.250	4-4	1.000	0	9	9	1-0	1	0	0	1	15
01-14	at Penn State	1-1	14:46	0-3	.000	0-3	.000	2-2	1.000	1	0	1	0-0	0	2	0	0	2
01-17	at Ohio State	1-1	18:24	6-12	.500	0-3	.000	0-3	.000	2	2	4	5-1	1	0	0	0	12
01-20	Purdue	1-1	34:14	6-11	.545	0-1	.000	0-1	.000	3	4	7	0-0	3	4	0	1	12
01-24	Northwestern	1-1	30:23	4-10	.400	1-3	.333	2-4	.500	3	5	8	1-0	1	2	0	0	11
01-28	at Oregon	1-1	33:16	5-13	.385	1-2	.500	3-3	1.000	3	8	11	1-0	1	2	1	1	14
01-31	Indiana	1-1	40:42	6-11	.545	0-1	.000	3-3	1.000	1	5	6	4-0	2	2	0	1	15
02-03	Rutgers	1-1	29:21	5-10	.500	0-2	.000	7-8	.875	0	3	3	2-0	1	0	0	0	17
TOTALS		22-22	618:37	93-186	.474	15-61	.246	46-62	.742	31	97	128	44-2	31	33	5	16	247

ERIC DAILEY JR.'S CAREER STATISTICS

SEASON	Yr.	G-GS	MIN	MPG	FG-FGA	PCT	3FG-A	PCT	FT-FTA	PCT	OR	DR	TOT	RPG	PF-DQ	A	TO	BS	S	PTS	PPG
2023-24	1 ^{FR}	32-16	715	22.3	112-226	.496	19-57	.333	56-93	.602	48	107	155	4.8	64-1	49	35	4	24	299	9.3
2024-25	SO	33-33	777	23.5	140-276	.507	34-90	.378	62-86	.721	41	90	131	4.0	88-2	45	33	5	42	376	11.4
2025-26	JR	22-22	619	28.1	93-196	.474	15-61	.246	46-62	.742	31	97	128	5.8	44-2	31	33	5	16	247	11.2
CAREER		87-71	2110	24.3	345-698	.494	68-208	.327	164-241	.680	120	294	414	4.8	196-5	125	101	14	82	922	10.6

1 freshman season at Oklahoma State

SENIOR – G – 6-2, 185 – Riverside, Calif. (Centennial HS / Univ. of New Mexico)

Category	Season High
Points	25 at Iowa (Jan. 3, 2026)
Rebounds	6 vs. Indiana (Jan. 31, 2026)
Assists	13 vs. Purdue (Jan. 20, 2026)
Steals	5 vs. Cal Poly (Dec. 19, 2025)
Blocks	3 (twice), last vs. Purdue (Jan. 20, 2026)
Minutes	50 vs. Indiana (Jan. 31, 2026)
FG Made	12 at Iowa (Jan. 3, 2026)
FG Att.	23 vs. Indiana (Jan. 31, 2026)
3PTG Made	2 at Ohio State (Jan. 17, 2026)
3PTG Att.	4 at Ohio State (Jan. 17, 2026)
FT Made	8 vs. Indiana (Jan. 31, 2026)
FT Att.	11 vs. Indiana (Jan. 31, 2026)

40 vs. VCU (Dec. 18, 2024)
6 (7 times), last vs. Indiana (Jan. 31, 2026)
14 vs. Utah State (Jan. 16, 2024)
5 (3 times), last vs. Cal Poly (Dec. 19, 2025)
3 (5 times), last vs. Purdue (Jan. 20, 2026)
50 vs. Indiana (Jan. 31, 2026)
14 vs. VCU (Dec. 18, 2024)
26 vs. VCU (Dec. 18, 2024)
3 (twice), last vs. Boise State (March 14, 2025)
6 at Air Force (Feb. 8, 2025)
12 vs. Arizona State (Nov. 28, 2024)
15 vs. Arizona State (Nov. 28, 2024)



DONOVAN DENT (2)
senior

84 career games, 10 or more points
32 career games, 20 or more points
5 career games, 30 or more points
12 career double-doubles

- Has averaged 13.5 points, 7.0 assists and 2.5 rebounds per game in 22 contests
- Scored 20 of his season-best 25 points in the second half in a 74-61 loss at No. 25 Iowa (Jan. 3, 2026)
- Has totaled 154 assists and 45 turnovers, compiling an assist-turnover ratio of 3.4-to-1
- His 3.4-to-1 assist-turnover ratio marks the best such ratio in his four-year collegiate career (was 2.07-to-1, last season)
- Through UCLA's last 10 games, has averaged 14.7 points while totaling 75 assists and 15 turnovers ... has registered an assist-turnover ratio of 5-to-1
- Through games played Wednesday, Feb. 4, ranked No. 8 in the nation in assists per game, with 7.0 apg ... ranked No. 3 in that category in the Big Ten
- Through games played Wednesday, Feb. 4, ranked No. 16, nationally, in assist-turnover ratio (3.42-to-1) ... ranked No. 4 in that category in the Big Ten
- Totaled 23 points and a season-high 13 assists against Purdue (Jan. 20, 2026), shooting 10-for-18 from the field
- Has dished 10 or more assists in 12 career games ... most recently, he has registered 11 assists in the Bruins' last two games (vs. Indiana and Rutgers)
- Has made at least one free throw in 21 of 22 games played this season
- Transferred to UCLA from the University of New Mexico in the summer of 2025 (spent three seasons at New Mexico)
- Has been listed to the 50-person preseason watch list for the John R. Wooden Award, presented annually by the Los Angeles Athletic Club
- Listed to the 20-person preseason watch list for the NABC's Division I Player of the Year Award
- Has scored at least 10 points in 84 career games and 20 or more points in 32 career contests
- Has registered 20 or more points in five contests this season (including a season-best 25 points at Iowa on Jan. 3, 2026)
- Last season, scored a career-best 40 points in a 78-71 victory over VCU (Dec. 18, 2024), with career highs in shots made (14) and shots attempted (26)
- Was listed as an honorable mention All-America selection last season, as a junior at New Mexico (averaged 20.4 points and 6.4 assists per game)
- Was named the Mountain West Conference's Player of the Year last season, scoring in double figures in all 35 games for New Mexico
- Graduated from Corona Centennial High School in 2022 ... had been teammates in high school with UCLA's Eric Freeny and Anthony Peoples Jr.

DATE	OPP	G-GS	MIN	FG-FGA	PCT	3FG-A	PCT	FT-FTA	PCT	OR	DR	TOT	PF-DQ	A	TO	BS	S	PTS
11-03	Eastern Washington	1-1	36:12	8-17	.471	1-3	.333	4-4	1.000	0	4	4	1-0	9	1	0	1	21
11-07	Pepperdine	1-1	35:09	3-8	.375	0-1	.000	6-9	.667	1	1	2	1-0	4	2	0	2	12
11-10	West Georgia	—	DNP	—	—	—	—	—	—	—	—	—	—	—	—	—	—	—
11-14	vs. Arizona	1-1	34:38	5-16	.313	0-0	.000	1-1	1.000	0	3	3	1-0	8	3	0	1	11
11-18	Sacramento State	1-0	23:48	2-9	.222	0-3	.000	1-5	.200	0	1	1	2-0	7	0	0	2	5
11-21	Presbyterian	1-1	24:07	5-9	.556	0-2	.000	4-7	.571	0	1	1	0-0	5	1	0	0	14
11-25	vs. California	1-1	30:59	1-8	.125	0-2	.000	1-4	.250	1	3	4	0-0	7	6	1	1	3
12-03	at Washington	1-1	38:55	6-13	.462	0-1	.000	5-6	.833	1	2	3	1-0	8	4	1	2	17
12-06	Oregon	1-1	38:06	4-14	.286	0-1	.000	5-7	.714	0	1	1	0-0	3	2	1	2	13
12-13	vs. Gonzaga	1-1	34:39	3-6	.500	0-0	.000	6-8	.750	0	2	2	3-0	10	4	3	2	12
12-17	Arizona State	1-1	35:56	9-17	.529	1-3	.333	1-3	.333	1	3	4	0-0	4	4	0	0	20
12-19	Cal Poly	1-1	32:40	5-10	.500	0-1	.000	6-9	.667	0	2	2	1-0	11	0	0	5	16
12-23	UC Riverside	1-1	19:27	2-7	.286	0-3	.000	3-4	.750	0	2	2	2-0	3	3	0	1	7
01-03	at Iowa	1-1	36:17	12-19	.632	0-0	.000	1-3	.333	0	4	4	3-0	5	3	0	2	25
01-06	at Wisconsin	1-1	40:00	5-9	.556	0-2	.000	3-6	.500	0	4	4	1-0	7	3	0	1	13
01-10	Maryland	1-1	38:25	3-10	.300	0-0	.000	2-5	.400	0	3	3	2-0	7	0	1	2	8
01-14	at Penn State	1-1	29:55	0-6	.000	0-0	.000	0-0	.000	0	0	0	4-0	5	1	0	0	0
01-17	at Ohio State	1-1	38:21	4-9	.444	2-4	.500	3-4	.750	0	1	1	4-0	7	2	0	2	13
01-20	Purdue	1-1	38:37	10-18	.556	1-3	.333	2-2	1.000	0	0	0	1-0	13	2	3	1	23
01-24	Northwestern	1-1	33:11	5-10	.500	1-1	1.000	2-7	.286	1	3	4	2-0	5	1	0	2	13
01-28	at Oregon	1-1	37:03	6-17	.353	1-3	.333	2-2	1.000	0	3	3	2-0	4	1	0	1	15
01-31	Indiana	1-1	50:00	8-23	.348	0-3	.000	8-11	.727	2	4	6	5-0	11	1	0	4	24
02-03	Rutgers	1-1	30:36	5-10	.500	1-2	.500	2-3	.667	0	0	0	2-0	11	1	0	0	13
TOTALS		22-21	757:01	111-265	.419	8-38	.211	68-110	.618	7	47	54	38-1	154	45	10	34	298

SEASON	Yr.	G-GS	MIN	MPG	FG-FGA	PCT	3FG-A	PCT	FT-FTA	PCT	OR	DR	TOT	RPG	PF-DQ	A	TOT	BS	S	PTS	PPG
2022-23	¹ SO	34-2	629	18.5	69-136	.507	4-19	.211	50-73	.685	10	59	69	2.0	61-1	79	55	25	30	192	5.6
2023-24	¹ FR	35-35	1096	31.3	195-375	.520	15-40	.375	88-129	.682	13	75	88	2.5	67-0	190	79	24	53	493	14.1
2024-25	¹ JR	35-35	1235	35.3	255-520	.490	27-66	.409	178-227	.784	13	69	82	2.3	45-0	224	108	30	48	715	20.4
2025-26	SR	22-21	757	34.4	111-265	.419	8-38	.211	68-110	.618	7	47	54	2.5	38-1	154	45	10	34	298	13.5
CAREER		126-93	3717	29.5	630-1296	.486	54-163	.331	384-539	.712	43	250	293	2.3	211-2	647	287	89	165	1698	13.5

1 freshman season at New Mexico

ERIC FREENY (8)

REDSHIRT FRESHMAN – G – 6-4, 215 – Corona, Calif. (Centennial HS)

SEASON/CAREER BEST PERFORMANCES

Category	Season High	Career High
Points	6 (twice), last vs. Rutgers (Feb. 3, 2026)	6 (twice), last vs. Rutgers (Feb. 3, 2026)
Rebounds	3 (twice), last at Penn State (Jan. 14, 2026)	3 (twice), last at Penn State (Jan. 14, 2026)
Assists	1 (5 times), last at Ohio State (Jan. 17, 2026)	1 (5 times), last at Ohio State (Jan. 17, 2026)
Steals	1 vs. Northwestern (Jan. 24, 2026)	1 vs. Northwestern (Jan. 24, 2026)
Blocks	1 (3 times), last vs. Rutgers (Feb. 3, 2026)	1 (3 times), last vs. Rutgers (Feb. 3, 2026)
Minutes	22 at Penn State (Jan. 14, 2026)	22 at Penn State (Jan. 14, 2026)
FG Made	2 (3 times), last vs. Rutgers (Feb. 3, 2026)	2 (3 times), last vs. Rutgers (Feb. 3, 2026)
FG Att.	5 at Ohio State (Jan. 17, 2026)	5 at Ohio State (Jan. 17, 2026)
3PFG Made	2 (twice), last vs. Rutgers (Feb. 3, 2026)	2 (twice), last vs. Rutgers (Feb. 3, 2026)
3PFG Att.	3 at Penn State (Jan. 14, 2026)	3 at Penn State (Jan. 14, 2026)
FT Made	2 vs. West Georgia (Nov. 10, 2025)	2 vs. West Georgia (Nov. 10, 2025)
FT Att.	2 vs. West Georgia (Nov. 10, 2025)	2 vs. West Georgia (Nov. 10, 2025)



ERIC FREENY (8)
redshirt freshman

KEY NOTES ON ERIC FREENY

- Has played in 16 games this season ... has averaged 1.4 points and 1.1 rebounds per game
- Has averaged 9.9 minutes per game as a redshirt freshman ... played a season-high 22 minutes in a win at Penn State (Jan. 14, 2026)
- Has twice scored a season-high six points this season ... had six points against Penn State (Jan. 14) and at home against Rutgers (Feb. 3)
- Redshirted the 2024-25 season ... beyond this season, he has three years of eligibility remaining
- Was a four-year varsity basketball letterwinner at Centennial High School in Corona, Calif.
- Was high school teammates earlier in his career with UCLA's Donovan Dent and Anthony Peoples Jr.
- As a high school senior in 2023-24, averaged 19.0 points per game and shot 52 percent from the field
- Secured first-team all-state acclaim in 2024 from Cal-Hi Sports and was honored on the L.A. Times' all-star boys' basketball team
- As a junior in 2022-23, earned All-CIF Southern Section Open Division honors and was a second-team All-Riverside County selection
- Helped Centennial HS to a 30-4 record during his junior season (2022-23)

ERIC FREENY'S GAME-BY-GAME (2025-26)

DATE	OPP	G-GS	MIN	FG-FGA	PCT	3FG-A	PCT	FT-FTA	PCT	OR	DR	TOT	PF-DQ	A	TO	BS	S	PTS
11-03	Eastern Washington	1-0	4:09	0-2	.000	0-2	.000	0-0	.000	0	1	1	0-0	0	0	0	0	0
11-07	Pepperdine	—	DNP	—	—	—	—	—	—	—	—	—	—	—	—	—	—	—
11-10	West Georgia	1-0	9:27	0-1	.000	0-0	.000	2-2	1.000	0	0	0	0-0	1	0	0	0	2
11-14	vs. Arizona	—	DNP	—	—	—	—	—	—	—	—	—	—	—	—	—	—	—
11-18	Sacramento State	1-0	9:17	2-3	.667	0-1	.000	0-0	.000	0	1	1	2-0	0	1	0	0	4
11-21	Presbyterian	1-0	14:21	1-1	1.000	0-0	.000	0-0	.000	1	1	2	1-0	0	1	0	0	2
11-25	vs. California	1-0	3:38	0-2	.000	0-1	.000	0-0	.000	0	0	0	1-0	0	0	0	0	0
12-03	at Washington	1-0	1:54	0-0	.000	0-0	.000	0-0	.000	0	0	0	0-0	0	0	0	0	0
12-06	Oregon	—	DNP	—	—	—	—	—	—	—	—	—	—	—	—	—	—	—
12-13	vs. Gonzaga	—	DNP	—	—	—	—	—	—	—	—	—	—	—	—	—	—	—
12-17	Arizona State	—	DNP	—	—	—	—	—	—	—	—	—	—	—	—	—	—	—
12-19	Cal Poly	1-0	2:39	0-0	.000	0-0	.000	0-0	.000	0	0	0	0-0	0	0	0	0	0
12-23	UC Riverside	1-0	7:19	0-0	.000	0-0	.000	0-0	.000	0	2	2	1-0	1	0	0	0	0
01-03	at Iowa	—	DNP	—	—	—	—	—	—	—	—	—	—	—	—	—	—	—
01-06	at Wisconsin	1-0	21:47	0-3	.000	0-2	.000	0-0	.000	1	2	3	0-0	1	0	0	0	0
01-10	Maryland	1-0	7:48	0-0	.000	0-0	.000	0-0	.000	0	1	1	0-0	0	0	0	0	0
01-14	at Penn State	1-0	22:33	2-3	.667	2-3	.667	0-0	.000	1	2	3	1-0	1	1	0	0	6
01-17	at Ohio State	1-0	18:47	1-5	.200	0-1	.000	0-0	.000	1	1	2	3-0	1	0	1	0	2
01-20	Purdue	1-0	8:22	0-0	.000	0-0	.000	0-0	.000	0	2	2	0-0	0	0	1	0	0
01-24	Northwestern	1-0	12:02	0-1	.000	0-0	.000	0-0	.000	0	0	0	0-0	0	0	0	1	0
01-28	at Oregon	1-0	1:49	0-0	.000	0-0	.000	0-0	.000	0	0	0	0-0	0	0	0	0	0
01-31	Indiana	—	DNP	—	—	—	—	—	—	—	—	—	—	—	—	—	—	—
02-03	Rutgers	1-0	13:20	2-4	.500	2-2	1.000	0-0	.000	0	0	0	1-0	0	1	1	0	6
TOTALS		16-0	159:11	8-25	.320	4-12	.333	2-2	1.000	4	13	17	10-0	5	4	3	1	22

ERIC FREENY'S CAREER STATISTICS

SEASON	YR	G-GS	MIN	MPG	FG-FGA	PCT	3FG-A	PCT	FT-FTA	PCT	OR	DR	TOT	RPG	PF-DQ	A	TO	BS	S	PTS	PPG
2024-25	—	0-0	0	—	0-0	—	0-0	—	0-0	—	0	0	0	—	0-0	0	0	0	0	0	—
2025-26	FR	16-0	159	9.9	8-25	.320	4-12	.333	2-2	1.000	4	13	17	1.1	10-0	5	4	3	1	22	1.4
CAREER		16-0	159	9.9	8-25	.320	4-12	.333	2-2	1.000	4	13	17	1.1	10-0	5	4	3	1	22	1.4

CHRISTIAN HORRY (7)

REDSHIRT FRESHMAN – G – 6-2, 180 – La Cañada, Calif. (Harvard-Westlake School)

SEASON/CAREER BEST PERFORMANCES

Category	Season High	Career High
Points	–	–
Rebounds	–	–
Assists	1 vs. Cal Poly (Dec. 19, 2025)	1 vs. Cal Poly (Dec. 19, 2025)
Steals	–	–
Blocks	–	–
Minutes	2 (twice), last vs. Presbyterian (Nov. 21, 2025)	2 (twice), last vs. Presbyterian (Nov. 21, 2025)
FG Made	–	–
FG Att.	1 (twice), last vs. Cal Poly (Dec. 19, 2025)	1 (twice), last vs. Cal Poly (Dec. 19, 2025)
3PFG Made	–	–
3PFG Att.	1 vs. Cal Poly (Dec. 19, 2025)	1 vs. Cal Poly (Dec. 19, 2025)
FT Made	–	–
FT Att.	–	–



CHRISTIAN HORRY (7)
redshirt freshman

KEY NOTES ON CHRISTIAN HORRY

- Has appeared in four games this season ... did not play last season (redshirt year)
- Was a three-year varsity basketball letterwinner at Harvard-Westlake School in Studio City (Los Angeles)
- As a high school senior in 2023-24, averaged 9.0 points, 3.0 rebounds and 4.0 assists per game
- Played alongside UCLA teammate Trent Perry at Harvard-Westlake ... earned second-team All-CIF Southern Section Open Division honors
- Helped his high school team last year to a 33-3 record last season as Harvard-Westlake won the 2024 CIF CIF Southern Section Open Division championship
- His father, Robert Horry, played in the NBA from 1992-2008 and was part of seven NBA championship teams, including the Los Angeles Lakers in 2000, 2001 and 2002

CHRISTIAN HORRY'S GAME-BY-GAME (2025-26)

DATE	OPP	G-GS	MIN	FG-FGA	PCT	3FG-A	PCT	FT-FTA	PCT	OR	DR	TOT	PF-DQ	A	TO	BS	S	PTS
11-03	Eastern Washington	–	DNP	–	–	–	–	–	–	–	–	–	–	–	–	–	–	–
11-07	Pepperdine	–	DNP	–	–	–	–	–	–	–	–	–	–	–	–	–	–	–
11-10	West Georgia	–	DNP	–	–	–	–	–	–	–	–	–	–	–	–	–	–	–
11-14	vs. Arizona	–	DNP	–	–	–	–	–	–	–	–	–	–	–	–	–	–	–
11-18	Sacramento State	1-0	1:43	0-0	.000	0-0	.000	0-0	.000	0	0	0	0-0	0	0	0	0	0
11-21	Presbyterian	1-0	2:11	0-1	.000	0-0	.000	0-0	.000	0	0	0	0-0	0	0	0	0	0
11-25	vs. California	–	DNP	–	–	–	–	–	–	–	–	–	–	–	–	–	–	–
12-03	at Washington	–	DNP	–	–	–	–	–	–	–	–	–	–	–	–	–	–	–
12-06	Oregon	–	DNP	–	–	–	–	–	–	–	–	–	–	–	–	–	–	–
12-13	vs. Gonzaga	–	DNP	–	–	–	–	–	–	–	–	–	–	–	–	–	–	–
12-17	Arizona State	–	DNP	–	–	–	–	–	–	–	–	–	–	–	–	–	–	–
12-19	Cal Poly	1-0	1:32	0-1	.000	0-1	.000	0-0	.000	0	0	0	0-0	1	0	0	0	0
12-23	UC Riverside	–	DNP	–	–	–	–	–	–	–	–	–	–	–	–	–	–	–
01-03	at Iowa	–	DNP	–	–	–	–	–	–	–	–	–	–	–	–	–	–	–
01-06	at Wisconsin	–	DNP	–	–	–	–	–	–	–	–	–	–	–	–	–	–	–
01-10	Maryland	–	DNP	–	–	–	–	–	–	–	–	–	–	–	–	–	–	–
01-14	at Penn State	–	DNP	–	–	–	–	–	–	–	–	–	–	–	–	–	–	–
01-17	at Ohio State	–	DNP	–	–	–	–	–	–	–	–	–	–	–	–	–	–	–
01-20	Purdue	–	DNP	–	–	–	–	–	–	–	–	–	–	–	–	–	–	–
01-24	Northwestern	–	DNP	–	–	–	–	–	–	–	–	–	–	–	–	–	–	–
01-28	at Oregon	–	DNP	–	–	–	–	–	–	–	–	–	–	–	–	–	–	–
01-31	Indiana	–	DNP	–	–	–	–	–	–	–	–	–	–	–	–	–	–	–
02-03	Rutgers	1-0	1:47	0-0	.000	0-0	.000	0-0	.000	0	0	0	0-0	0	0	0	0	0
TOTALS		4-0	7:13	0-2	.000	0-1	.000	0-0	.000	0	0	0	0-0	1	0	0	0	0

CHRISTIAN HORRY'S CAREER STATISTICS

SEASON	YR	G-GS	MIN	MPG	FG-FGA	PCT	3FG-A	PCT	FT-FTA	PCT	OR	DR	TOT	RPG	PF-DQ	A	TO	BS	S	PTS	PPG
2024-25	–	0-0	0	–	0-0	–	0-0	–	0-0	–	0	0	0	–	0-0	0	0	0	0	0	–
2025-26	FR	4-0	7	1.8	0-2	.000	0-1	.000	0-0	.000	0	0	0	0.0	0-0	1	0	0	0	0	0.0
CAREER		4-0	7	1.8	0-2	.000	0-1	.000	0-0	.000	0	0	0	0.0	0-0	1	0	0	0	0	0.0

STEVEN JAMERSON II (24)

REDSHIRT SENIOR – F/C – 6-10, 230 – Los Angeles, Calif. (Crespi HS / Univ. of San Diego)

SEASON/CAREER BEST PERFORMANCES

Category	Season High	Career High
Points	8 (twice), last at Penn State (Jan. 14, 2026)	8 (twice), last at Penn State (Jan. 14, 2026)
Rebounds	8 at Penn State (Jan. 14, 2026)	15 vs. Loyola Marymount (Feb. 1, 2025)
Assists	3 (twice), last vs. Maryland (Jan. 10, 2026)	4 vs. Portland (Feb. 15, 2024)
Steals	3 (twice), last vs. Arizona State (Dec. 17, 2025)	4 vs. Pacific (Dec. 30, 2024)
Blocks	2 (twice), last vs. Maryland (Jan. 10, 2026)	4 at Pacific (Feb. 10, 2024)
Minutes	23 at Penn State (Jan. 14, 2026)	38 at Pacific (Feb. 10, 2025)
FG Made	3 (twice), last at Penn State (Jan. 14, 2026)	10 (3 times), last at Pepperdine (Feb. 13, 2025)
FG Att.	3 (4 times), last at Penn State (Jan. 14, 2026)	15 at Pepperdine (Feb. 13, 2025)
3PFG Made	—	—
3PFG Att.	—	—
FT Made	3 vs. West Georgia (Nov. 10, 2025)	7 at Santa Clara (Feb. 8, 2025)
FT Att.	4 vs. West Georgia (Nov. 10, 2025)	11 at Santa Clara (Feb. 8, 2025)



STEVEN JAMERSON II (24)
redshirt senior

24 career games, 10 or more points
5 career games, 20 or more points
10 career double-doubles

KEY NOTES ON STEVEN JAMERSON II

- Has averaged 2.2 points and 2.4 rebounds in all 23 games ... has made 18 of 26 shots from the field (69.2 percent)
- Through 23 games, has totaled 18 steals and 12 blocks in 11.2 minutes per contest
- One of three players on the team (along with Xavier Booker and Jamar Brown) to have played in all 23 games for UCLA this season
- Scored a season-high eight points in games in January against Maryland and Penn State
- Transferred to UCLA in the summer of 2025 after having spent the past three seasons at the University of San Diego
- Has averaged 6.5 points and 5.8 rebounds in 94 career games, now in his fourth collegiate season
- Last season, finished the year having averaged 10.0 points, 7.8 rebounds and 1.1 steals per game (31 games, making 30 starts at USD)
- Ranked third last year on USD's team in scoring (10.0 ppg) and first in rebounding (7.8 rpg, 242 rebounds)
- Ranked second in the West Coast Conference (WCC) last season in rebounding (7.8 rpg, trailing Mitchell Saxen from Saint Mary's, 7.9 rpg)
- Scored a career-high 24 points in a game at Pepperdine (Feb. 13, 2025), shooting 10 for 15 from the field
- Totaled 10 or more points in 14 games, and had eight games with at least 10 rebounds last season
- Spent his freshman year at Michigan State but did not play on the men's basketball team
- Graduated from Crespi High School in Encino, Calif., in 2021 ... played baseball and basketball at Crespi, focusing on basketball after his sophomore year
- Becomes UCLA's first basketball player from nearby Crespi High School since guard Russell Stong (2020-23)

STEVEN JAMERSON II'S GAME-BY-GAME (2025-26)

DATE	OPP	G-GS	MIN	FG-FGA	PCT	3FG-A	PCT	FT-FTA	PCT	OR	DR	TOT	PF-DQ	A	TO	BS	S	PTS
11-03	Eastern Washington	1-0	9:34	0-1	.000	0-0	.000	0-2	.000	2	2	4	0-0	0	1	0	1	0
11-07	Pepperdine	1-0	9:25	1-1	1.000	0-0	.000	0-0	.000	3	1	4	3-0	0	2	0	0	2
11-10	West Georgia	1-0	13:34	2-3	.667	0-0	.000	3-4	.750	1	1	2	3-0	1	0	1	1	7
11-14	vs. Arizona	1-0	8:46	0-0	.000	0-0	.000	0-0	.000	0	1	1	0-0	1	3	1	3	0
11-18	Sacramento State	1-1	10:25	0-0	.000	0-0	.000	0-0	.000	2	1	3	1-0	0	2	2	1	0
11-21	Presbyterian	1-0	15:31	1-2	.500	0-0	.000	1-3	.333	0	1	1	3-0	3	0	0	0	3
11-25	vs. California	1-0	8:30	1-1	1.000	0-0	.000	1-2	.500	1	2	3	3-0	1	1	0	0	3
12-03	at Washington	1-0	20:52	2-2	1.000	0-0	.000	0-1	.000	2	0	2	4-0	2	0	1	2	4
12-06	Oregon	1-0	17:50	0-1	.000	0-0	.000	2-2	1.000	3	1	4	4-0	0	2	1	1	2
12-13	vs. Gonzaga	1-0	5:45	0-0	.000	0-0	.000	0-0	.000	0	3	3	3-0	0	0	0	1	0
12-17	Arizona State	1-0	12:15	2-2	1.000	0-0	.000	2-2	1.000	3	2	5	4-0	1	0	1	3	6
12-19	Cal Poly	1-0	1:47	0-0	.000	0-0	.000	0-0	.000	0	0	0	1-0	0	0	0	0	0
12-23	UC Riverside	1-0	7:09	1-3	.333	0-0	.000	0-0	.000	0	0	0	2-0	0	1	1	1	2
01-03	at Iowa	1-0	3:48	0-0	.000	0-0	.000	1-2	.500	1	0	1	0-0	0	0	0	0	1
01-06	at Wisconsin	1-0	11:26	0-0	.000	0-0	.000	0-0	.000	0	1	1	3-0	0	0	0	0	0
01-10	Maryland	1-0	23:26	3-3	1.000	0-0	.000	2-3	.667	2	3	5	3-0	3	1	2	1	8
01-14	at Penn State	1-0	23:40	3-3	1.000	0-0	.000	2-2	1.000	5	3	8	4-0	1	2	0	1	8
01-17	at Ohio State	1-0	19:30	0-1	.000	0-0	.000	0-0	.000	2	1	3	4-0	0	1	1	1	0
01-20	Purdue	1-0	4:41	0-0	.000	0-0	.000	0-0	.000	0	2	2	3-0	0	0	0	0	0
01-24	Northwestern	1-0	12:16	0-0	.000	0-0	.000	0-0	.000	1	0	1	4-0	0	0	0	1	0
01-28	at Oregon	1-0	11:55	1-1	1.000	0-0	.000	0-0	.000	1	2	3	0-0	1	0	1	0	2
01-31	Indiana	1-0	1:11	0-0	.000	0-0	.000	0-0	.000	0	0	0	2-0	0	1	0	0	0
02-03	Rutgers	1-0	4:31	1-2	.500	0-0	.000	0-0	.000	0	0	0	4-0	0	0	0	0	2
TOTALS		23-1	257:47	18-26	.692	0-0	.000	14-23	.609	29	27	56	58-0	14	17	12	18	50

STEVEN JAMERSON II'S CAREER STATISTICS

SEASON	YR	G-GS	MIN	MPG	FG-FGA	PCT	3FG-A	PCT	FT-FTA	PCT	OR	DR	TOT	RPG	PF-DQ	A	TO	BS	S	PTS	PPG
2022-23	¹ FR	14-7	215	15.4	17-24	.708	0-0	.000	4-6	.667	18	22	40	2.9	41-3	2	9	3	10	38	2.7
2023-24	¹ SO	26-24	672	25.8	98-162	.605	0-0	.000	21-36	.583	91	120	211	8.1	71-4	25	33	25	18	217	8.3
2024-25	¹ JR	31-30	746	24.1	118-212	.557	0-0	.000	74-109	.679	116	126	242	7.8	116-8	31	48	24	33	310	10.0
2025-26	SR	23-1	258	11.2	18-26	.692	0-0	.000	14-23	.609	29	27	56	2.4	58-0	14	17	12	18	50	2.2
CAREER		94-62	1890	20.1	251-424	.592	0-0	.000	113-174	.649	254	295	549	5.8	286-15	72	107	64	79	615	6.5

¹ played at the University of San Diego

ANTHONY PEOPLES JR.

REDSHIRT SENIOR – F/C – 6-9, 230 – Corona, Calif. (Centennial HS / North Carolina Central Univ.)

SEASON/CAREER BEST PERFORMANCES

Category	Season High
Points	2 vs. Rutgers (Feb. 3, 2026)
Rebounds	1 vs. Presbyterian (Nov. 21, 2025)
Assists	–
Steals	–
Blocks	–
Minutes	3 vs. Presbyterian (Nov. 21, 2025)
FG Made	1 vs. Rutgers (Feb. 3, 2026)
FG Att.	2 vs. Rutgers (Feb. 3, 2026)
3PFG Made	–
3PFG Att.	–
FT Made	–
FT Att.	–

Career High
16 vs. St. Andrews (Dec. 31, 2024)
11 vs. Evergreen State (Dec. 1, 2023)
3 (twice), last at Walla Walla (Dec. 7, 2023)
1 (8 times), last vs. Delaware State (Jan. 13, 2025)
4 (twice), last vs. Oregon Tech (March 2, 2024)
25 at Corban (Dec. 17, 2022)
8 vs. St. Andrews (Dec. 31, 2024)
13 vs. St. Andrews (Dec. 31, 2024)
1 (5 times), last vs. Maryland Eastern Shore (Jan. 11, 2025)
4 at Montana Tech (Nov. 18, 2022)
7 at Multnomah (Jan. 21, 2024)
8 vs. Southern Oregon (Jan. 14, 2023)



ANTHONY PEOPLES JR. (23)

redshirt senior

10 career games, 10 or more points

1 career game, 20 or more points

4 career games, 10 or more rebounds

2 career double-doubles

KEY NOTES ON ANTHONY PEOPLES JR.

- Transferred to UCLA in the summer of 2025 after having played at two different schools over the past three years
- Has played in 72 collegiate games (three games this season) ... this is his final season of collegiate eligibility (enrolled in graduate school at UCLA)
- Has scored at least 10 points in 15 career games ... includes three games in 2022-23, 11 games in 2023-24 and one game last season
- Played in eight games last season at North Carolina Central ... his action last year was limited due to a right knee injury
- Competed in all 33 games at Lewis-Clark State College during the 2023-24 school year, averaging 6.7 points and 3.5 rebounds per game
- During his sophomore season (2023-24), was tied for the team lead at Lewis-Clark State College with 24 blocked shots
- While at Corona Centennial High School, was teammates late in his high school career with UCLA's Donovan Dent and Eric Freeny

ANTHONY PEOPLES JR.'S GAME-BY-GAME (2025-26)

DATE	OPP	G-GS	MIN	FG-FGA	PCT	3FG-A	PCT	FT-FTA	PCT	OR	DR	TOT	PF-DQ	A	TO	BS	S	PTS
11-03	Eastern Washington	–	DNP	–	–	–	–	–	–	–	–	–	–	–	–	–	–	–
11-07	Pepperdine	–	DNP	–	–	–	–	–	–	–	–	–	–	–	–	–	–	–
11-10	West Georgia	–	DNP	–	–	–	–	–	–	–	–	–	–	–	–	–	–	–
11-14	vs. Arizona	–	DNP	–	–	–	–	–	–	–	–	–	–	–	–	–	–	–
11-18	Sacramento State	1-0	1:43	0-0	.000	0-0	.000	0-0	.000	0	0	0	0-0	0	0	0	0	0
11-21	Presbyterian	1-0	3:32	0-0	.000	0-0	.000	0-0	.000	0	1	1	1-0	0	0	0	0	0
11-25	vs. California	–	DNP	–	–	–	–	–	–	–	–	–	–	–	–	–	–	–
12-03	at Washington	–	DNP	–	–	–	–	–	–	–	–	–	–	–	–	–	–	–
12-06	Oregon	–	DNP	–	–	–	–	–	–	–	–	–	–	–	–	–	–	–
12-13	vs. Gonzaga	–	DNP	–	–	–	–	–	–	–	–	–	–	–	–	–	–	–
12-17	Arizona State	–	DNP	–	–	–	–	–	–	–	–	–	–	–	–	–	–	–
12-19	Cal Poly	–	DNP	–	–	–	–	–	–	–	–	–	–	–	–	–	–	–
12-23	UC Riverside	–	DNP	–	–	–	–	–	–	–	–	–	–	–	–	–	–	–
01-03	at Iowa	–	DNP	–	–	–	–	–	–	–	–	–	–	–	–	–	–	–
01-06	at Wisconsin	–	DNP	–	–	–	–	–	–	–	–	–	–	–	–	–	–	–
01-10	Maryland	–	DNP	–	–	–	–	–	–	–	–	–	–	–	–	–	–	–
01-14	at Penn State	–	DNP	–	–	–	–	–	–	–	–	–	–	–	–	–	–	–
01-17	at Ohio State	–	DNP	–	–	–	–	–	–	–	–	–	–	–	–	–	–	–
01-20	Purdue	–	DNP	–	–	–	–	–	–	–	–	–	–	–	–	–	–	–
01-24	Northwestern	–	DNP	–	–	–	–	–	–	–	–	–	–	–	–	–	–	–
01-28	at Oregon	–	DNP	–	–	–	–	–	–	–	–	–	–	–	–	–	–	–
01-31	Indiana	–	DNP	–	–	–	–	–	–	–	–	–	–	–	–	–	–	–
02-03	Rutgers	1-0	1:47	1-2	.500	0-0	.000	0-0	.000	2	0	2	0-0	0	0	0	0	2
TOTALS		3-0	7:02	1-2	.500	0-0	.000	0-0	.000	2	1	3	1-0	0	0	0	0	2

ANTHONY PEOPLES JR.'S CAREER STATISTICS

SEASON	Yr.	G-GS	MIN	MPG	FG-FGA	PCT	3FG-A	PCT	FT-FTA	PCT	OR	DR	TOT	RPG	PF-DQ	A	TO	BS	S	PTS	PPG
2021-22	¹ –	0-0	0	–	0-0	–	0-0	–	0-0	–	0	0	0	–	0-0	0	0	0	0	0	–
2022-23	² FR	28-0	399	14.3	43-112	.384	3-15	.200	16-30	.533	32	41	73	2.6	50-2	4	24	14	3	105	3.8
2023-24	² SO	33-2	534	16.2	93-157	.592	0-0	–	34-58	.586	45	69	114	3.5	67-0	18	26	24	4	220	6.7
2024-25	³ JR	8-0	96	12.0	16-32	.500	2-8	.250	6-9	.667	12	7	19	2.4	14-1	4	3	2	1	40	5.0
2025-26	SR	3-0	7	2.3	1-2	.500	0-0	.000	0-0	.000	2	1	3	1.0	1-0	0	0	0	0	2	0.7
CAREER		72-2	1036	14.4	153-303	.505	5-23	.217	56-97	.577	91	118	209	2.9	133-3	26	53	40	8	367	5.1

1 redshirt season at The Master's University

2 played two seasons at Lewis-Clark State College in Idaho

3 played last season at North Carolina Central

TRENT PERRY (0)

SOPHOMORE – G – 6-4, 190 – West Covina, Calif. (Harvard-Westlake School)

SEASON/CAREER BEST PERFORMANCES

Category	Season High	Career High
Points	30 at Penn State (Jan. 14, 2026)	30 at Penn State (Jan. 14, 2026)
Rebounds	7 (twice), last vs. Rutgers (Feb. 3, 2026)	7 (twice), last vs. Rutgers (Feb. 3, 2026)
Assists	9 vs. West Georgia (Nov. 10, 2025)	9 vs. West Georgia (Nov. 10, 2025)
Steals	3 vs. Presbyterian (Nov. 21, 2025)	3 (twice), last vs. Presbyterian (Nov. 21, 2025)
Blocks	1 vs. Indiana (Jan. 31, 2026)	1 (4 times), last vs. Indiana (Jan. 31, 2026)
Minutes	38 at Ohio State (Jan. 17, 2026)	38 at Ohio State (Jan. 17, 2026)
FG Made	7 at Penn State (Jan. 14, 2026)	7 at Penn State (Jan. 14, 2026)
FG Att.	16 vs. Indiana (Jan. 31, 2026)	16 vs. Indiana (Jan. 31, 2026)
3PFG Made	4 at Penn State (Jan. 14, 2026)	4 at Penn State (Jan. 14, 2026)
3PFG Att.	8 at Penn State (Jan. 14, 2026)	8 at Penn State (Jan. 14, 2026)
FT Made	12 at Penn State (Jan. 14, 2026)	12 at Penn State (Jan. 14, 2026)
FT Att.	12 at Penn State (Jan. 14, 2026)	12 at Penn State (Jan. 14, 2026)



TRENT PERRY (0)
sophomore

17 career games, 10 or more points
2 career game, 20 or more points
1 career game, 30 or more points

KEY NOTES ON TRENT PERRY

- Has averaged 12.1 points, 3.0 rebounds and 2.7 assists through 22 games ... has shot 45.2 percent from the field (80-for-177)
- Over the Bruins past five games, has averaged 15.2 points and 4.4 rebounds, shooting 45.1 percent overall and 45.5 percent from 3-point range
- Through games played on Wednesday, Feb. 4, ranked No. 13 in the Big Ten in free throw percentage (84.6%, 77-for-91)
- Has scored 10 or more points in nine of the team's last 11 games, including a career-best 30 points on a Wednesday night at Penn State (Jan. 14, 2026)
- Made 7 of 13 shots and was 12-for-12 at the free throw line in the team's win last month at Penn State (Jan. 14, 2026)
- Through UCLA's last 12 contests, has shot 93.4 percent at the free throw line (57-for-61)
- Missed the Bruins' road contest at Washington with a left ankle sprain (Dec. 3, 2025)
- Has recorded a career assist-turnover ratio of 1.86-to-1 (82 career assists and 44 turnovers, through 54 games)
- Has attempted at least one free throw in 18 of 21 games played this season (has made 77 of 91 free throw attempts, 84.6%)
- Has scored 10 or more points in 17 career games (14 games this season, and three games last season)
- Last season, averaged 3.7 points and 1.7 rebounds in 32 games ... shot 36.9 percent overall and 34.3 percent from 3-point territory
- Was the only true freshman to play for UCLA in 2024-25 ... played a season-high 24-plus minutes in a home win over Lehigh last season (Nov. 15, 2024)
- Was a four-year varsity basketball letterwinner at Harvard-Westlake School in Studio City (Los Angeles)
- Earned McDonald's All-America honors as a senior in 2023-24 ... averaged 18.6 points, 6.1 rebounds and 5.9 assists per game as a high school senior
- Was ranked as high as No. 27, nationally, in his high school class by ESPN.com ... also was listed the No. 33 player in his class by 247Sports.com
- Was honored as the 2024 Gatorade California Boys Basketball Player of the Year as a senior ... was the 2024 CIF Southern Section Open Division Player of the Year
- Led Harvard-Westlake to the 2024 CIF Southern Section Open Division title ... in 2023, Harvard-Westlake won the CIF State Open Division Championship

TRENT PERRY'S GAME-BY-GAME (2025-26)

DATE	OPP	G-GS	MIN	FG-FGA	PCT	3FG-A	PCT	FT-FTA	PCT	OR	DR	TOT	PF-DQ	A	TO	BS	S	PTS
11-03	Eastern Washington	1-0	25:47	5-8	.625	1-4	.250	0-1	.000	0	1	1	2-0	1	2	0	0	11
11-07	Pepperdine	1-0	21:13	4-9	.444	0-4	.000	1-2	.500	0	4	4	3-0	3	0	0	1	9
11-10	West Georgia	1-1	37:13	5-11	.455	2-5	.400	5-6	.833	0	5	5	1-0	9	2	0	1	17
11-14	vs. Arizona	1-0	17:46	1-1	1.000	0-0	.000	1-2	.500	2	0	2	1-0	0	0	0	0	3
11-18	Sacramento State	1-1	27:17	4-7	.571	2-3	.667	1-1	1.000	0	2	2	1-0	1	2	0	0	11
11-21	Presbyterian	1-0	24:49	3-6	.500	1-1	1.000	2-2	1.000	0	1	1	2-0	3	2	0	3	9
11-25	vs. California	1-0	24:53	5-9	.556	1-2	.500	6-9	.667	2	1	3	2-0	3	1	0	0	17
12-03	at Washington	–	DNP	–	–	–	–	–	–	–	–	–	–	–	–	–	–	–
12-06	Oregon	1-0	9:39	1-2	.500	0-0	.000	0-0	.000	1	0	1	0-0	0	1	0	1	2
12-13	vs. Gonzaga	1-0	12:57	0-2	.000	0-1	.000	3-4	.750	0	2	2	0-0	1	1	0	0	3
12-17	Arizona State	1-0	14:19	3-5	.600	1-2	.500	1-3	.333	0	1	1	4-0	2	1	0	0	8
12-19	Cal Poly	1-0	19:40	3-7	.429	2-5	.400	4-4	1.000	0	0	0	3-0	0	2	0	0	12
12-23	UC Riverside	1-0	23:50	3-6	.500	1-1	1.000	7-8	.875	1	2	3	0-0	7	0	0	0	14
01-03	at Iowa	1-0	23:30	2-9	.222	1-3	.333	2-2	1.000	1	2	3	4-0	2	1	0	2	7
01-06	at Wisconsin	1-1	30:39	4-12	.333	1-3	.333	6-6	1.000	1	2	3	1-0	2	2	0	2	15
01-10	Maryland	1-1	35:06	5-10	.500	2-5	.400	4-6	.667	1	5	6	0-0	2	2	0	2	16
01-14	at Penn State	1-1	38:06	7-13	.538	4-8	.500	12-12	1.000	1	2	3	2-0	4	1	0	2	30
01-17	at Ohio State	1-1	38:11	2-9	.222	1-2	.500	2-2	1.000	3	1	4	1-0	5	0	0	2	7
01-20	Purdue	1-1	38:08	4-7	.571	3-5	.600	0-0	.000	0	4	4	2-0	2	3	0	1	11
01-24	Northwestern	1-1	35:06	6-12	.500	0-4	.000	6-7	.857	0	2	2	2-0	4	3	0	1	18
01-28	at Oregon	1-1	35:31	3-10	.300	2-5	.400	4-4	1.000	0	2	2	0-0	3	0	0	1	12
01-31	Indiana	1-1	42:47	6-16	.375	3-5	.500	10-10	1.000	3	4	7	3-0	1	2	1	1	25
02-03	Rutgers	1-1	31:08	4-6	.667	2-2	1.000	0-0	.000	0	7	7	1-0	5	0	0	2	10
TOTALS		22-11	607:16	80-177	.452	30-71	.423	77-91	.846	16	50	66	35-0	60	28	1	22	267

TRENT PERRY'S CAREER STATISTICS

SEASON	Yr.	G-GS	MIN	MPG	FG-FGA	PCT	3FG-A	PCT	FT-FTA	PCT	OR	DR	TOT	RPG	PF-DQ	A	TO	BS	S	PTS	PPG
2024-25	FR	32-0	363	11.3	31-84	.369	12-35	.343	44-51	.863	17	36	53	1.7	34-0	22	16	3	19	118	3.7
2025-26	SO	22-11	607	27.6	80-177	.452	30-71	.423	77-91	.846	16	50	66	3.0	35-0	60	28	1	22	267	12.1
CAREER		54-11	970	18.0	111-261	.425	42-106	.396	121-142	.852	33	86	119	2.2	69-0	82	44	4	41	385	7.1

JACK SEIDLER (30)

REDSHIRT JUNIOR – G – 6-4, 215 – Marlboro, New Jersey (Marlboro High School)

SEASON/CAREER BEST PERFORMANCES

Category	Season High	Career High
Points	2 vs. Sacramento State (Nov. 18, 2025)	2 (twice), last vs. Sacramento State (Nov. 18, 2025)
Rebounds	2 vs. Sacramento State (Nov. 18, 2025)	2 vs. Sacramento State (Nov. 18, 2025)
Assists	–	–
Steals	–	–
Blocks	–	–
Minutes	2 vs. Sacramento State (Nov. 18, 2025)	4 vs. Lehigh (Nov. 15, 2024)
FG Made	1 vs. Sacramento State (Nov. 18, 2025)	1 (twice), last vs. Sacramento State (Nov. 18, 2025)
FG Att.	2 vs. Sacramento State (Nov. 18, 2025)	2 (twice), last vs. Sacramento State (Nov. 18, 2025)
3PFG Made	–	–
3PFG Att.	1 vs. Rutgers (Feb. 3, 2026)	1 (3 times), last vs. Rutgers (Feb. 3, 2026)
FT Made	–	–
FT Att.	1 vs. Presbyterian (Nov. 21, 2025)	1 vs. Presbyterian (Nov. 21, 2025)



JACK SEIDLER (30)
redshirt junior

KEY NOTES ON JACK SEIDLER

- Currently in his fourth season in UCLA's program ... has played in 11 career games (four games this season)
- Has made 2 of 8 shot attempts in two seasons on the court ... was 1-for-2 in the Bruins' win against Sacramento State this season (Nov. 18, 2025)
- Scored his first collegiate points on a spin move and layup early last season in an 88-43 win over Southern Utah (Nov. 26, 2024)
- Made his collegiate debut in the Bruins' 71-40 win last fall against Boston University (Nov. 11, 2024)
- Was a four-year varsity basketball letterwinner at Marlboro High School (Marlboro, N.J.)
- Concluded his high school career as Marlboro's all-time leading scorer with 1,503 career points
- Twice earned first-team All-Shore Conference acclaim ... in all, earned all-league honors in three seasons
- Averaged a team-leading 20.9 points as a high school senior (2021-22) ... averaged 6.0 rebounds and 1.5 assists in 31 games during his senior season
- Seidler's hometown (Marlboro, N.J.) is approximately 52 miles south of New York City

JACK SEIDLER'S GAME-BY-GAME (2025-26)

DATE	OPP	G-GS	MIN	FG-FGA	PCT	3FG-A	PCT	FT-FTA	PCT	OR	DR	TOT	PF-DQ	A	TO	BS	S	PTS
11-03	Eastern Washington	–	DNP	–	–	–	–	–	–	–	–	–	–	–	–	–	–	–
11-07	Pepperdine	–	DNP	–	–	–	–	–	–	–	–	–	–	–	–	–	–	–
11-10	West Georgia	–	DNP	–	–	–	–	–	–	–	–	–	–	–	–	–	–	–
11-14	vs. Arizona	–	DNP	–	–	–	–	–	–	–	–	–	–	–	–	–	–	–
11-18	Sacramento State	1-0	2:04	1-2	.500	0-0	.000	0-0	.000	0	2	2	0-0	0	0	0	0	2
11-21	Presbyterian	1-0	2:32	0-1	.000	0-0	.000	0-1	.000	0	1	1	0-0	0	0	0	0	0
11-25	vs. California	–	DNP	–	–	–	–	–	–	–	–	–	–	–	–	–	–	–
12-03	at Washington	–	DNP	–	–	–	–	–	–	–	–	–	–	–	–	–	–	–
12-06	Oregon	–	DNP	–	–	–	–	–	–	–	–	–	–	–	–	–	–	–
12-13	vs. Gonzaga	–	DNP	–	–	–	–	–	–	–	–	–	–	–	–	–	–	–
12-17	Arizona State	–	DNP	–	–	–	–	–	–	–	–	–	–	–	–	–	–	–
12-19	Cal Poly	1-0	0:33	0-0	.000	0-0	.000	0-0	.000	0	0	0	0-0	0	0	0	0	0
12-23	UC Riverside	–	DNP	–	–	–	–	–	–	–	–	–	–	–	–	–	–	–
01-03	at Iowa	–	DNP	–	–	–	–	–	–	–	–	–	–	–	–	–	–	–
01-06	at Wisconsin	–	DNP	–	–	–	–	–	–	–	–	–	–	–	–	–	–	–
01-10	Maryland	–	DNP	–	–	–	–	–	–	–	–	–	–	–	–	–	–	–
01-14	at Penn State	–	DNP	–	–	–	–	–	–	–	–	–	–	–	–	–	–	–
01-17	at Ohio State	–	DNP	–	–	–	–	–	–	–	–	–	–	–	–	–	–	–
01-20	Purdue	–	DNP	–	–	–	–	–	–	–	–	–	–	–	–	–	–	–
01-24	Northwestern	–	DNP	–	–	–	–	–	–	–	–	–	–	–	–	–	–	–
01-28	at Oregon	–	DNP	–	–	–	–	–	–	–	–	–	–	–	–	–	–	–
01-31	Indiana	–	DNP	–	–	–	–	–	–	–	–	–	–	–	–	–	–	–
02-03	Rutgers	1-0	1:47	0-1	.000	0-1	.000	0-0	.000	1	0	1	0-0	0	0	0	0	0
TOTALS		4-0	5:09	1-4	.250	0-1	.000	0-1	.000	1	3	4	0-0	0	0	0	0	2

JACK SEIDLER'S CAREER STATISTICS

SEASON	Yr.	G-GS	MIN	MPG	FG-FGA	PCT	3FG-A	PCT	FT-FTA	PCT	OR	DR	TOT	RPG	PF-DQ	A	TO	BS	S	PTS	PPG
2022-23	–	0-0	0	–	0-0	–	0-0	–	0-0	–	0	0	0	–	0-0	0	0	0	0	0	–
2023-24	FR	0-0	0	–	0-0	–	0-0	–	0-0	–	0	0	0	–	0-0	0	0	0	0	0	–
2024-25	SO	7-0	15	2.1	1-4	.250	0-2	.000	0-0	.000	0	1	1	0.1	0-0	0	0	0	0	2	0.3
2025-26	JR	4-0	7	1.7	1-4	.250	0-1	.000	0-1	.000	1	3	4	1.0	0-0	0	0	0	0	2	0.5
CAREER		11-0	21	1.9	2-8	.250	0-3	.000	0-1	.000	1	4	5	0.5	0-0	0	0	0	0	4	0.4

BRANDON WILLIAMS (5)

REDSHIRT SOPHOMORE – G/F – 6-7, 230 – Queens, N.Y. (Christ the King High School)

SEASON/CAREER BEST PERFORMANCES

Category	Season High	Career High
Points	11 vs. Presbyterian (Nov. 21, 2025)	13 at Arizona State (Jan. 17, 2024)
Rebounds	7 vs. Presbyterian (Nov. 21, 2025)	6 vs. USC (Feb. 24, 2024)
Assists	3 vs. Sacramento State (Nov. 18, 2025)	3 (twice), last vs. Sacramento State (Nov. 18, 2025)
Steals	1 (7 times), last vs. Rutgers (Feb. 3, 2026)	2 vs. Ohio State (Dec. 16, 2023)
Blocks	1 (5 times), last at Ohio State (Jan. 17, 2026)	1 (8 times), last at Ohio State (Jan. 17, 2026)
Minutes	25 vs. Presbyterian (Nov. 21, 2025)	33 at California (Feb. 10, 2024)
FG Made	4 vs. Presbyterian (Nov. 21, 2025)	5 (twice), last at Arizona State (Jan. 17, 2024)
FG Att.	7 vs. Presbyterian (Nov. 21, 2025)	8 vs. Oregon State (March 13, 2024)
3PFG Made	1 (5 times), last vs. Indiana (Jan. 31, 2026)	1 (12 times), last vs. Indiana (Jan. 31, 2026)
3PFG Att.	3 vs. West Georgia (Nov. 10, 2025)	3 (twice), last vs. Colorado (Feb. 15, 2024)
FT Made	3 vs. Rutgers (Feb. 3, 2026)	3 vs. Rutgers (Feb. 3, 2026)
FT Att.	5 vs. Sacramento State (Nov. 18, 2025)	5 vs. Sacramento State (Nov. 18, 2025)



BRANDON WILLIAMS (5)
redshirt sophomore

3 career games, 10 or more points

KEY NOTES ON BRANDON WILLIAMS

- Has averaged 2.6 points and 1.9 rebounds in 22 games this season (has totaled four starts)
- Finished with 11 points and seven rebounds in a win at home against Presbyterian (Nov. 21, 2025)
- Has shot 7-for-18 from the field (38.9%) in his last eight games played
- Has scored at least 10 points in three career games (once this season, twice as a freshman in 2023-24)
- Redshirted the 2024-25 season ... played for UCLA as a true freshman in 2023-24
- As a freshman in 2023-24, averaged 3.1 points and 2.2 rebounds in 32 games (14 starts)
- Scored a career-best 13 points in UCLA's 68-66 win at Arizona State (Jan. 17, 2024) ... made 5 of 6 shots in a victory at Arizona State
- Was a four-year varsity basketball letterwinner at Christ the King High School in New York City ... grew up in Queens, N.Y.
- Spent his final two seasons at Christ the King as teammates for current Bruins' freshman Markell Alston
- Entered his freshman season as the Pac-12's youngest player during the 2023-24 basketball season (he turned 20 in 2025)
- Was ranked as the No. 66 player in his high school class in 2022-23, nationally, in the "Top247" 247Sports.com rankings (also was listed No. 75 by ESPN.com)
- Both 247Sports.com and ESPN.com listed him as the No. 1-ranked player in the state of New York in his high school class

BRANDON WILLIAMS' GAME-BY-GAME (2025-26)

DATE	OPP	G-GS	MIN	FG-FGA	PCT	3FG-A	PCT	FT-FTA	PCT	OR	DR	TOT	PF-DQ	A	TO	BS	S	PTS
11-03	Eastern Washington	1-0	8:19	0-1	.000	0-0	.000	0-0	.000	1	0	1	1-0	1	2	1	0	0
11-07	Pepperdine	1-0	7:29	0-2	.000	0-1	.000	0-0	.000	0	0	0	0-0	0	0	0	0	0
11-10	West Georgia	1-0	7:54	0-3	.000	0-3	.000	0-0	.000	0	1	1	1-0	0	0	0	0	0
11-14	vs. Arizona	1-0	7:25	0-3	.000	0-1	.000	0-0	.000	2	0	2	1-0	0	0	0	0	0
11-18	Sacramento State	1-1	17:47	1-5	.200	1-2	.500	2-5	.400	3	1	4	1-0	3	0	0	1	5
11-21	Presbyterian	1-1	24:45	4-7	.571	1-2	.500	2-2	1.000	2	5	7	2-0	1	2	0	1	11
11-25	vs. California	1-1	11:23	3-5	.600	0-1	.000	0-0	.000	1	1	2	2-0	1	0	0	0	6
12-03	at Washington	1-0	11:08	0-1	.000	0-0	.000	0-0	.000	0	0	0	0-0	0	0	1	0	0
12-06	Oregon	1-0	6:01	0-0	.000	0-0	.000	0-0	.000	1	0	1	1-0	1	0	0	0	0
12-13	vs. Gonzaga	1-0	5:24	2-3	.667	0-0	.000	0-0	.000	0	0	0	1-0	0	1	0	1	4
12-17	Arizona State	1-0	20:54	2-3	.667	1-1	1.000	0-0	.000	1	1	2	2-0	0	0	1	1	5
12-19	Cal Poly	1-0	15:30	1-2	.500	0-1	.000	0-0	.000	0	1	1	0-0	0	0	0	0	2
12-23	UC Riverside	1-0	18:11	1-3	.333	1-1	1.000	0-2	.000	1	0	1	4-0	1	0	0	1	3
01-03	at Iowa	1-0	17:54	1-2	.500	0-0	.000	0-0	.000	2	1	3	3-0	1	2	0	0	2
01-06	at Wisconsin	1-1	17:26	2-4	.500	0-2	.000	2-2	1.000	0	2	2	2-0	0	0	1	0	6
01-10	Maryland	—	DNP	—	—	—	—	—	—	—	—	—	—	—	—	—	—	—
01-14	at Penn State	1-0	9:38	1-3	.333	0-2	.000	0-0	.000	2	0	2	1-0	1	0	0	0	2
01-17	at Ohio State	1-0	9:05	1-1	1.000	0-0	.000	0-0	.000	0	1	1	0-0	0	0	1	0	2
01-20	Purdue	1-0	4:43	0-1	.000	0-1	.000	0-0	.000	0	0	0	0-0	0	0	0	0	0
01-24	Northwestern	1-0	5:50	0-1	.000	0-0	.000	0-0	.000	0	0	0	0-0	0	0	0	1	0
01-28	at Oregon	1-0	15:52	1-2	.500	0-1	.000	0-1	.000	2	2	4	2-0	0	0	0	0	2
01-31	Indiana	1-0	16:04	1-1	1.000	1-1	1.000	0-0	.000	1	2	3	3-0	0	0	0	0	3
02-03	Rutgers	1-0	15:32	1-5	.200	0-1	.000	3-3	1.000	3	2	5	1-0	1	0	0	1	5
TOTALS		22-4	274:13	22-58	.379	5-21	.238	9-15	.600	22	20	42	28-0	11	7	5	7	58

BRANDON WILLIAMS' CAREER STATISTICS

SEASON	Yr.	G-GS	MIN	MPG	FG-FGA	PCT	3FG-A	PCT	FT-FTA	PCT	OR	DR	TOT	RPG	PF-DQ	A	TO	BS	S	PTS	PPG
2023-24	FR	32-14	558	17.4	40-112	.357	7-28	.250	13-21	.619	28	42	70	2.2	58-0	17	12	3	7	100	3.1
2024-25	—	0-0	—	—	—	—	—	—	—	—	—	—	—	—	—	—	—	—	—	—	—
2025-26	SO	22-4	274	12.5	22-58	.379	5-21	.238	9-15	.600	22	20	42	1.9	28-0	11	7	5	7	58	2.6
CAREER		54-18	832	15.4	62-170	.365	12-49	.245	22-36	.611	50	62	112	2.1	86-0	28	19	8	14	158	2.9

MARKELL ALSTON (10)

FRESHMAN – G – 6-1, 185 – Queensbridge, N.Y. (Christ the King HS)

SEASON/CAREER BEST PERFORMANCES

Category	Season High	Career High
Points	–	–
Rebounds	–	–
Assists	–	–
Steals	–	–
Blocks	–	–
Minutes	–	–
FG Made	–	–
FG Att.	–	–
3PFG Made	–	–
3PFG Att.	–	–
FT Made	–	–
FT Att.	–	–



MARKELL ALSTON (10)
freshman

KEY NOTES ON MARKELL ALSTON

- Has not played this season
- Was a four-year varsity letterwinner at Christ the King High School in New York City, playing for head coach Joe Arbitello
- As a senior in high school in 2024-25, averaged 13.1 points per game and secured all-state honors from the New York State Sportswriters Association
- During his first two seasons of high school, was teammates with UCLA's Brandon Williams (now in his third season in the Bruins' program)

MARKELL ALSTON'S CAREER STATISTICS

SEASON	Yr.	G-GS	MIN	MPG	FG-FGA	PCT	3FG-A	PCT	FT-FTA	PCT	OR	DR	TOT	RPG	PF-DQ	A	TO	BS	S	PTS	PPG
2025-26	FR	0-0	0	–	0-0	–	0-0	–	0-0	–	0	0	0	–	0-0	0	0	0	0	0	–
CAREER		0-0	0	–	0-0	–	0-0	–	0-0	–	0	0	0	–	0-0	0	0	0	0	0	–

EVAN MANJIKIAN (21)

REDSHIRT JUNIOR – F – 6-8, 235 – Glendale, California (Sierra Canyon School)

SEASON/CAREER BEST PERFORMANCES

Category	Season High	Career High
Points	–	3 vs. Pepperdine (Nov. 23, 2022)
Rebounds	–	1 vs. Pepperdine (Nov. 23, 2022)
Assists	–	–
Steals	–	–
Blocks	–	–
Minutes	–	2 vs. Pepperdine (Nov. 23, 2022)
FG Made	–	1 vs. Pepperdine (Nov. 23, 2022)
FG Att.	–	1 (twice), last vs. Denver (Dec. 10, 2022)
3PFG Made	–	1 vs. Pepperdine (Nov. 23, 2022)
3PFG Att.	–	1 (twice), last vs. Denver (Dec. 10, 2022)
FT Made	–	–
FT Att.	–	–



EVAN MANJIKIAN (21)
redshirt junior

KEY NOTES ON EVAN MANJIKIAN

- Has entered his fourth year in the program in 2025-26 ... has not played this season
- Did not play the previous two seasons (2023-24, 2024-25) ... played in two games as a true freshman in 2022-23
- Made a 3-pointer on his first-ever collegiate shot attempt in the final two minutes of the Bruins' win against Pepperdine during his first season (Nov. 23, 2022)
- Was a two-year varsity basketball letterwinner at Sierra Canyon School (Chatsworth, Calif.) ... spent his first two years of high school at Crescenta Valley HS
- As a senior in 2021-22 at Sierra Canyon, averaged 3.2 points and 3.4 rebounds per game ... played in 26 contests and shot 52 percent from the field
- Helped Sierra Canyon to a 26-5 overall record as a senior ... advanced to the CIF State Open Division regional title contest in March of 2022
- His older cousin, Sooren Derboghosian, competed on the UCLA men's basketball team for two seasons (2012-13, 2013-14)

EVAN MANJIKIAN'S CAREER STATISTICS

SEASON	Yr.	G-GS	MIN	MPG	FG-FGA	PCT	3FG-A	PCT	FT-FTA	PCT	OR	DR	TOT	RPG	PF-DQ	A	TO	BS	S	PTS	PPG
2022-23	FR	2-0	3	1.6	1-2	.500	1-2	.500	0-0	.000	0	1	1	0.5	0-0	0	0	0	0	3	3.0
2023-24	–	0-0	0	–	0-0	–	0-0	–	0-0	–	0	0	0	–	0-0	0	0	0	0	0	–
2024-25	SO	0-0	0	–	0-0	–	0-0	–	0-0	–	0	0	0	–	0-0	0	0	0	0	0	–
2025-26	JR	0-0	0	–	0-0	–	0-0	–	0-0	–	0	0	0	–	0-0	0	0	0	0	0	–
CAREER		2-0	3	1.6	1-2	.500	1-2	.500	0-0	.000	0	1	1	0.5	0-0	0	0	0	0	3	3.0

TEAM SUPERLATIVES (2016-17 THROUGH 2025-26)

Single-Game Bests (UCLA)

POINTS

Player	PTS	Opponent	Site	Date
Bryce Alford	37	Colorado	Boulder, Colo.	01/12/17
Tyler Bilodeau	34	UC Riverside	Pauley Pavilion	12/23/25
Kris Wilkes	34	Arizona	Pauley Pavilion	01/26/19
Aaron Holiday	34	Stanford	Las Vegas, Nev.	03/08/18
Aaron Holiday	34	USC	Galen Center	03/03/18

NOTE: last player with 33 points in a game for UCLA, **Aaron Holiday**, versus Washington State in the Bruins' 96-82 win in Pauley Pavilion on Dec. 29, 2017.

MOST POINTS IN ONE HALF

Player	PTS	Opponent	Site	Date
Jaylen Hands	27	Oregon (2nd half)	Pauley Pavilion	02/23/19
Kris Wilkes	26	Arizona (2nd half)	Pauley Pavilion	01/26/19
Isaac Hamilton	25	Arizona State (1st half)	Pauley Pavilion	01/19/17
Bryce Alford	25	Colorado (2nd half)	Boulder, Colo.	01/12/17
Aaron Holiday	23	Washington State (2nd half)	Pauley Pavilion	12/29/17

REBOUNDS

Player	REBS	Opponent	Site	Date
Jalen Hill	20	Presbyterian	Pauley Pavilion	11/19/18
Moses Brown	17	Purdue Fort Wayne	Pauley Pavilion	11/06/18
Thomas Welsh	17	Arizona	Las Vegas, Nev.	03/09/18
Thomas Welsh	17	Oregon State	Pauley Pavilion	02/15/18

ASSISTS

Player	AST	Opponent	Site	Date
Tyger Campbell	14	Arizona State	Pauley Pavilion	02/27/20
Lonzo Ball	14	Washington State	Pauley Pavilion	03/04/17
Donovan Dent	13	Purdue	Pauley Pavilion	01/20/26
Lonzo Ball	13	UC Riverside	Pauley Pavilion	11/30/16

BLOCKS

Player	BLK	Opponent	Site	Date
Moses Brown	8	Saint Francis (Pa.)	Pauley Pavilion	11/16/18
Adem Bona	7	Arizona State	Tempe, Ariz.	01/17/24

NOTE: last player with five blocks for UCLA, **Xavier Booker**, versus Pepperdine in Pauley Pavilion on Nov. 7, 2025. No player during this time has totaled exactly six blocks.

STEALS

Player	STL	Opponent	Site	Date
Jaylen Clark	7	Sacramento State	Pauley Pavilion	11/07/22
Kobe Johnson	6	Cal State Fullerton	Pauley Pavilion	11/22/24
Skyr Clark	6	New Mexico, Calif.	Henderson, Nev.	11/08/24

NOTE: last player with five steals in a game for UCLA, **Sebastian Mack**, against Chaminade University in the Bruins' 76-48 win in Honolulu, Hawaii, on Nov. 21, 2023.

FIELD GOALS MADE

Player	FG/ATT	Opponent	Site	Date
TJ Leaf	14/18	Washington State	Pullman, Wash.	02/01/17
Jaime Jaquez Jr.	13/17	Bellarmino	Pauley Pavilion	11/27/22

FIELD GOALS ATTEMPTED

Player	FG/ATT	Opponent	Site	Date
Aaron Holiday	12/25	Stanford	Las Vegas, Nev.	03/08/18
Johnny Juzang	9/24	Villanova	Pauley Pavilion	11/12/21

NOTE: last player with 23 attempts in a game for UCLA, **Donovan Dent**, shot 8-for-23 in a double OT loss to Indiana on Jan. 31, 2026.

3-POINTERS MADE

Player	FG/ATT	Opponent	Site	Date
Isaac Hamilton	9/14	Arizona State	Pauley Pavilion	01/19/17
Bryce Alford	9/14	Colorado	Boulder, Colo.	01/12/17

3-POINTERS ATTEMPTED

Player	FG/ATT	Opponent	Site	Date
Bryce Alford	8/14	Washington	Pauley Pavilion	03/01/17
Isaac Hamilton	9/14	Arizona State	Pauley Pavilion	01/19/17
Bryce Alford	9/14	Colorado	Boulder, Colo.	01/12/17

MINUTES PLAYED

Player	MIN	Opponent	Site	Date
Jaime Jaquez Jr.	55	Pepperdine (3-OT)	San Diego, Calif.	11/27/20
Tyger Campbell	52	Pepperdine (3-OT)	San Diego, Calif.	11/27/20
Johnny Juzang	51	Arizona State (3-OT)	Tempe, Ariz.	02/05/22

Single-Game Bests (Opponents)

POINTS

Player	PTS	Opponent	Site	Date
De' Aaron Fox	39	Kentucky	Memphis, Tenn	03/24/17
Jahmir Young	37	Maryland	Pauley Pavilion	12/22/23
Vladislav Goldin	36	Michigan	Pauley Pavilion	01/07/25
Drew Timme	36	Gonzaga	Las Vegas, Nev.	03/23/23

MOST POINTS IN ONE HALF

Player	PTS	Opponent	Site	Date
Dawson Garcia	27	Minnesota (2nd half)	Pauley Pavilion	02/18/25
Boogie Ellis	27	USC (2nd half)	Galen Center (L.A.)	01/26/23
Caleb Love	27	North Carolina (2nd half)	Philadelphia, Pa.	03/25/22
Alonzo Verge Jr.	24	Arizona State (2nd half)	Tempe, Ariz.	02/06/20
Adam Flagler	24	Presbyterian (2nd half)	Pauley Pavilion	11/19/18
De' Aaron Fox	24	Kentucky (2nd half)	Memphis, Tenn.	03/24/17

REBOUNDS

Player	REBS	Opponent	Site	Date
Zylan Cheatham	20	Arizona State	Pauley Pavilion	01/24/19
Ivan Rabb	20	California	Pauley Pavilion	01/05/17
Mouhamed Gueye	18	Washington State	Pullman, Wash.	12/30/22

ASSISTS

Player	AST	Opponent	Site	Date
Sahvir Wheeler	11	Washington	Seattle, Wash.	02/29/24
Daejon Davis	11	Stanford	Stanford, Calif.	02/16/19
Remy Martin	11	Arizona State	Pauley Pavilion	01/24/19

BLOCKS

Player	BLK	Opponent	Site	Date
Oumar Ballo	6	Arizona	Las Vegas, Nev.	03/12/22
multiple players	5	—	—	—

NOTE: last opposing player with five blocks in a game, **Kenneth Chime**, of West Georgia in UCLA's 83-62 win inside Pauley Pavilion on Nov. 10, 2025.

STEALS

Player	STL	Opponent	Site	Date
Matisse Thybulle	7	Washington	Seattle, Wash.	02/02/19
Darius McNeill	7	California	Pauley Pavilion	01/05/19
Chris Duarte	6	Oregon	Eugene, Ore.	01/26/20
Matisse Thybulle	6	Washington	Seattle, Wash.	02/04/17

FIELD GOALS MADE

Player	FG/ATT	Opponent	Site	Date
Drew Timme	16/24	Gonzaga	Las Vegas, Nev.	03/23/23
Anton Watson	14/15	Gonzaga	Honolulu, Hawaii	11/22/23
multiple players	13 made FG	—	—	—

NOTE: last opposing player with 13 made shots in a game, **Vladislav Goldin**, of Michigan (13-for-18) ... game was played in Pauley Pavilion on Jan. 7, 2025.

FIELD GOALS ATTEMPTED

Player	FG/ATT	Opponent	Site	Date
Colbey Ross	10/25	Pepperdine	San Diego, Calif.	11/27/20
Jordan Howard	13/25	Central Arkansas	Pauley Pavilion	11/15/17
Drew Timme	16/24	Gonzaga	Las Vegas, Nev.	03/23/23
Caleb Love	11/24	North Carolina	Philadelphia, Pa.	03/25/22
Remy Martin	11/24	Arizona State	Pauley Pavilion	02/27/20

3-POINTERS MADE

Player	FG/ATT	Opponent	Site	Date
Jordan Howard	8/15	Central Arkansas	Pauley Pavilion	11/15/17
Terrence Shannon Jr.	8/9	Illinois	Las Vegas, Nev.	11/18/22
four players	7 made 3-PT	—	—	—

NOTE: last opposing player to have made seven 3-pointers in a game was **Rob Edwards** of Arizona State (7-for-9) ... game was played in Pauley Pavilion on Feb. 27, 2020 (UCLA won, 75-72).

3-POINTERS ATTEMPTED

Player	FG/ATT	Opponent	Site	Date
Bernie Boatwright	7/17	USC	Pauley Pavilion	02/28/19
Nick Dorn	6/15	Indiana (2-OT)	Pauley Pavilion	01/31/26
Jordan Howard	8/15	Central Arkansas	Pauley Pavilion	11/15/17

NOTE: last opposing player with 14 attempted 3-pointers in a game was **Jonah Mathews** of USC (5-for-14) ... game was played in Pauley Pavilion on Feb. 28, 2019 (UCLA won, 93-88, in overtime).

MINUTES PLAYED

Player	MIN	Opponent	Site	Date
Colbey Ross	55	Pepperdine (3-OT)	San Diego, Calif.	11/27/20
Jay Heath	48	Arizona State (3-OT)	Tempe, Ariz.	02/05/22
Nick Dorn	47	Indiana (2-OT)	Pauley Pavilion	01/31/26
Kimani Lawrence	47	Arizona State (3-OT)	Tempe, Ariz.	02/05/22

2025-26 STATS AND SUPERLATIVES

Single-Game Bests (UCLA)

POINTS

Player	PTS	Opponent	Site	Date
Tyler Bilodeau	34	UC Riverside	Pauley Pavilion	12/23/25
Tyler Bilodeau	30	Ohio State	Columbus, Ohio	01/17/26
Trent Perry	30	Penn State	State College, Pa.	01/14/26
Skyy Clark	30	Cal Poly	Pauley Pavilion	12/19/25

MOST POINTS IN ONE HALF

Player	PTS	Opponent	Site	Date
Trent Perry	22	Penn State (2nd half)	State College, Pa.	01/14/26
Tyler Bilodeau	21	UC Riverside (1st half)	Pauley Pavilion	12/23/25
Tyler Bilodeau	20	Washington (2nd half)	Seattle, Wash.	12/03/25
Donovan Dent	20	Iowa (2nd half)	Iowa City, Iowa	01/03/26

REBOUNDS

Player	REBS	Opponent	Site	Date
Tyler Bilodeau	11	Indiana	Pauley Pavilion	01/31/26
Eric Dailey Jr.	11	Oregon	Eugene, Ore.	01/28/26
Eric Dailey Jr.	10	Sacramento State	Pauley Pavilion	11/18/25

ASSISTS

Player	AST	Opponent	Site	Date
Donovan Dent	13	Purdue	Pauley Pavilion	01/20/26
Donovan Dent	11	Rutgers	Pauley Pavilion	02/03/26
Donovan Dent	11	Indiana	Pauley Pavilion	01/31/26
Donovan Dent	11	Cal Poly	Pauley Pavilion	12/19/25

BLOCKS

Player	BLK	Opponent	Site	Date
Xavier Booker	5	Pepperdine	Pauley Pavilion	11/07/25

STEALS

Player	STL	Opponent	Site	Date
Donovan Dent	5	Cal Poly	Pauley Pavilion	12/19/25
Donovan Dent	4	Indiana	Pauley Pavilion	01/31/26
Jamar Brown	4	UC Riverside	Pauley Pavilion	12/23/25

FIELD GOALS MADE

Player	FG/ATT	Opponent	Site	Date
Tyler Bilodeau	12/19	UC Riverside	Pauley Pavilion	12/23/25
Donovan Dent	12/19	Iowa	Iowa City, Iowa	01/03/26
Xavier Booker	10/11	Rutgers	Pauley Pavilion	02/03/26
Donovan Dent	10/18	Purdue	Pauley Pavilion	01/20/26
Skyy Clark	10/19	Cal Poly	Pauley Pavilion	12/19/25

FIELD GOALS ATTEMPTED

Player	FG/ATT	Opponent	Site	Date
Donovan Dent	8/23	Indiana	Pauley Pavilion	01/31/26
Tyler Bilodeau	9/19	Ohio State	Columbus, Ohio	01/17/26
Donovan Dent	12/19	Iowa	Iowa City, Iowa	01/03/26
Tyler Bilodeau	12/19	UC Riverside	Pauley Pavilion	12/23/25
Skyy Clark	10/19	Cal Poly	Pauley Pavilion	12/19/25

3-POINTERS MADE

Player	FG/ATT	Opponent	Site	Date
Skyy Clark	6/12	Cal Poly	Pauley Pavilion	12/19/25
Skyy Clark	6/10	Arizona State	Pauley Pavilion	12/17/25
Skyy Clark	6/7	Washington	Seattle, Wash.	12/03/25

3-POINTERS ATTEMPTED

Player	FG/ATT	Opponent	Site	Date
Skyy Clark	6/12	Cal Poly	Pauley Pavilion	12/19/25
Skyy Clark	6/10	Arizona State	Pauley Pavilion	12/17/25

MINUTES PLAYED

Player	MIN	Opponent	Site	Date
Donovan Dent	50:00	Indiana (2-OT)	Pauley Pavilion	01/31/26
Trent Perry	42:47	Indiana (2-OT)	Pauley Pavilion	01/31/26
Eric Dailey Jr.	40:42	Indiana (2-OT)	Pauley Pavilion	01/31/26
Donovan Dent	40:00	Wisconsin	Madison, Wis.	01/06/26
Tyler Bilodeau	39:50	Indiana (2-OT)	Pauley Pavilion	01/31/26
Donovan Dent	38:55	Washington	Seattle, Wash.	12/03/25
Skyy Clark	38:48	Washington	Seattle, Wash.	12/03/25

Single-Game Bests (Opponents)

POINTS

Player	PTS	Opponent	Site	Date
Hannes Steinbach	29	Washington	Seattle, Wash.	12/03/25
John Mobley Jr.	28	Ohio State	Columbus, Ohio	01/17/26
Bennett Stirtz	27	Iowa	Iowa City, Iowa	01/03/26
Nick Dorn	26	Indiana	Pauley Pavilion	01/31/26

MOST POINTS IN ONE HALF

Player	PTS	Opponent	Site	Date
Nick Dorn	21	Indiana (2nd half)	Pauley Pavilion	01/31/26
John Mobley Jr.	18	Ohio State (1st half)	Columbus, Ohio	01/17/26
Kaden Powers	18	Rutgers (1st half)	Pauley Pavilion	02/03/26
Anthony "Pig" Johnson	17	Arizona State (2nd half)	Pauley Pavilion	12/17/25

REBOUNDS

Player	REBS	Opponent	Site	Date
Elijah Saunders	12	Maryland	Pauley Pavilion	01/10/26
Solomon Washington	12	Maryland	Pauley Pavilion	01/10/26
Tucker DeVries	10	Indiana	Pauley Pavilion	01/31/26
Hannes Steinbach	10	Washington	Seattle, Wash.	12/03/25
Prophet Johnson	10	Sacramento State	Pauley Pavilion	11/18/25
Mark Lavrenov	10	Sacramento State	Pauley Pavilion	11/18/25
Tobe Awaka	10	Arizona	Intuit Dome	11/14/25

ASSISTS

Player	AST	Opponent	Site	Date
Moe Odum	9	Arizona State	Pauley Pavilion	12/17/25
Conor Enright	7	Indiana	Pauley Pavilion	01/31/26
Tucker DeVries	7	Indiana	Pauley Pavilion	01/31/26

BLOCKS

Player	BLK	Opponent	Site	Date
Kenneth Chime	5	West Georgia	Pauley Pavilion	11/10/25

STEALS

Player	STL	Opponent	Site	Date
Prophet Johnson	4	Sacramento State	Pauley Pavilion	11/18/25
Andrew Henderson	3	UC Riverside	Pauley Pavilion	12/23/25
Andrija Grbovic	3	Arizona State	Pauley Pavilion	12/17/25
Quimari Peterson	3	Washington	Seattle, Wash.	12/03/25
Brayden Burries	3	Arizona	Intuit Dome	11/14/25

FIELD GOALS MADE

Player	FG/ATT	Opponent	Site	Date
Hannes Steinbach	11/12	Washington	Seattle, Wash.	12/03/25
Kwame Evans Jr.	9/18	Oregon	Eugene, Ore.	01/28/26
Graham Ike	9/16	Gonzaga	Seattle, Wash.	12/13/25

FIELD GOALS ATTEMPTED

Player	FG/ATT	Opponent	Site	Date
Lamar Wilkerson	8/22	Indiana	Pauley Pavilion	01/31/26
Nick Martinelli	8/19	Northwestern	Pauley Pavilion	01/24/26

3-POINTERS MADE

Player	FG/ATT	Opponent	Site	Date
Nick Dorn	6/15	Indiana	Pauley Pavilion	01/31/26
John Mobley Jr.	6/12	Ohio State	Columbus, Ohio	01/17/26
Chris Bell	5/7	California	Chase Center	11/25/25

NOTE: Opposing teams have made four 3-point attempts six times this season, with the most recent opposing player being Bennett Stirtz (4-of-6) from Iowa on Jan. 3, 2026 (at Iowa).

3-POINTERS ATTEMPTED

Player	FG/ATT	Opponent	Site	Date
Nick Dorn	6/15	Indiana	Pauley Pavilion	01/31/26
John Mobley Jr.	6/12	Ohio State	Columbus, Ohio	01/17/26
Lamar Wilkerson	3/11	Indiana	Pauley Pavilion	01/31/26

MINUTES PLAYED

Player	MIN	Opponent	Site	Date
Nick Dorn	47:38	Indiana (2-OT)	Pauley Pavilion	01/31/26
Tucker DeVries	46:13	Indiana (2-OT)	Pauley Pavilion	01/31/26
Lamar Wilkerson	43:26	Indiana (2-OT)	Pauley Pavilion	01/31/26
John Blackwell	38:56	Wisconsin	Madison, Wis.	01/06/26
Kwame Evans Jr.	38:48	Oregon	Eugene, Ore.	01/28/26
Conor Enright	38:36	Indiana (2-OT)	Pauley Pavilion	01/31/26

TEAM SUPERLATIVES (since 2019-20, under head coach Mick Cronin)

Most Points in a Game (UCLA)

111	vs. Prairie View A&M	at UCLA	UCLA wins, 111-75	Dec. 17, 2024
108	vs. Cal Poly	at UCLA	UCLA wins, 108-87	Dec. 19, 2025
107	vs. Pepperdine	at San Diego State	UCLA wins, 107-98 (3-OT)	Nov. 27, 2020

Fewest Points in a Game (UCLA)

50	vs. California	at UCLA	UCLA wins, 50-40	Jan. 19, 2020
51	vs. Michigan	in Indianapolis, Ind.	UCLA wins, 51-49 (Elite Eight)	March 30, 2021
52	at Arizona	in Tucson, Ariz.	Arizona wins, 58-52	Jan. 21, 2023

Most Points in a Game (Opponent)

98	vs. Pepperdine	at San Diego State	UCLA wins, 107-98 (3-OT)	Nov. 27, 2020
96	at Oregon	in Eugene, Ore.	Oregon wins, 96-75	Jan. 26, 2020

Fewest Points in a Game (Opponent)

40	vs. Boston University	at UCLA	UCLA wins, 71-40	Nov. 11, 2024
40	vs. California	at UCLA	UCLA wins, 50-40	Jan. 19, 2020

Most Rebounds in a Game (UCLA)

55	vs. Chaminade	in Honolulu, Hawaii	UCLA wins, 76-48	Nov. 21, 2023
54	vs. North Florida	at UCLA	UCLA wins, 98-63	Nov. 17, 2021
54	vs. Pepperdine	at San Diego State	UCLA wins, 107-98 (3-OT)	Nov. 27, 2020

Fewest Rebounds in a Game (UCLA)

21	at Washington	in Seattle, Wash.	UCLA wins, 82-80	Dec. 3, 2025
21	vs. Cal Poly	at UCLA	UCLA wins, 108-87	Dec. 19, 2025
23	at Illinois	in Champaign, Ill.	Illinois wins, 83-78	Feb. 11, 2025
23	at Oregon	in Eugene, Ore.	UCLA wins, 73-71	Dec. 8, 2024
23	vs. Oregon State	at UCLA	UCLA wins, 81-65	Jan. 15, 2022

Most Rebounds in a Game (Opponent)

50	at Utah	in Salt Lake City, Utah	Utah wins, 90-44	Jan. 11, 2024
50	vs. Gonzaga	in Las Vegas, Nev.	Gonzaga wins, 79-76	March 23, 2023

Fewest Rebounds in a Game (Opponent)

18	vs. Lehigh	at UCLA	UCLA wins, 85-45	Nov. 15, 2024
18	at Oregon State	in Corvallis, Ore.	UCLA wins, 94-55	Feb. 26, 2022

Most Offensive Rebounds in a Game (UCLA)

24	vs. North Florida	at UCLA	UCLA wins, 98-63	Nov. 17, 2021
22	at Washington	in Seattle, Wash.	UCLA wins, 66-64	Jan. 2, 2020

Fewest Offensive Rebounds in a Game (UCLA)

3	Northwestern	in Sacramento, Calif.	UCLA wins, 68-63	March 10, 2023
---	--------------	-----------------------	------------------	----------------

* UCLA has totaled four offensive rebounds in a game eight times (since 2019-20), with the most recent instance taking place in a 69-67 win against Purdue in Pauley Pavilion on Jan. 20, 2026.

Most Offensive Rebounds in a Game (Opponent)

21	vs. Kentucky	in New York, N.Y.	UCLA wins, 63-53	Dec. 17, 2022
21	vs. Arizona	at UCLA	UCLA wins, 75-59	Jan. 25, 2022

Fewest Offensive Rebounds in a Game (Opponent)

3	at California	in Berkeley, Calif.	UCLA wins, 61-57	Jan. 21, 2021
3	vs. California	at UCLA	UCLA wins, 76-56	Dec. 6, 2020

Most Defensive Rebounds in a Game (UCLA)

38	vs. Chaminade	in Honolulu, Hawaii	UCLA wins, 76-48	Nov. 21, 2023
38	vs. Pepperdine	in San Diego, Calif.	UCLA wins, 107-98 (3-OT)	Nov. 27, 2020

Fewest Defensive Rebounds in a Game (UCLA)

13	at Ohio State	in Columbus, Ohio	Oio State wins, 86-74	Jan. 17, 2026
13	at Washington	in Seattle, Wash.	UCLA wins, 82-80	Dec. 3, 2025
14	vs. BYU	in Lahaina, Hawaii	BYU wins, 78-63	Nov. 25, 2019

* UCLA has totaled 15 defensive rebounds in a game three times (since 2019-20). Most recently, this took place in an 85-83 win over Wisconsin in Pauley Pavilion on Jan. 21, 2025.

Most Defensive Rebounds in a Game (Opponent)

36	at Utah	in Salt Lake City, Utah	Utah wins, 90-44	Jan. 11, 2024
36	at Arizona	in Tucson, Ariz.	Arizona wins, 76-66	Feb. 3, 2022

Fewest Defensive Rebounds in a Game (Opponent)

10	vs. Iowa	at UCLA	UCLA wins, 94-70	Jan. 17, 2025
11	vs. Oregon State	at UCLA	UCLA wins, 81-65	Jan. 15, 2022

Largest Halftime Lead (UCLA)

33	vs. Iowa	at UCLA	UCLA led at half, 57-24	Jan. 17, 2025
29	at Maryland	in College Park, Md.	UCLA led at half, 49-20	Dec. 14, 2022

Largest Halftime Lead (Opponent)

20	vs. Gonzaga	in Las Vegas, Nev.	Gonzaga led at half, 45-25	Nov. 23, 2021
19	vs. Wisconsin	in Indianapolis, Ind.	Wisconsin led at half, 48-29	March 14, 2025
18	at Iowa	in Iowa City, Iowa	Iowa led at half, 40-22	Jan. 3, 2026
18	at Oregon	in Eugene, Ore.	Oregon led at half, 48-26	Jan. 26, 2020

Most Field Goals Made in a Game (UCLA)

40	vs. Long Beach State	at UCLA	UCLA wins, 100-79	Nov. 15, 2021
39	vs. North Florida	at UCLA	UCLA wins, 98-63	Nov. 17, 2021

Fewest Field Goals Made in a Game (UCLA)

16	at USC	at USC's Galen Center	USC wins, 54-52	March 7, 2020
*17	at Utah	in Salt Lake City, Utah	Utah wins, 90-44	Jan. 11, 2024

* UCLA has made 17 field goals in five games, since the start of the 2019-20 season. Most recently, this took place in a loss at Utah on Jan. 11, 2024.

Most Field Goals Made in a Game (Opponent)

37	vs. Gonzaga	in Indianapolis, Ind.	Gonzaga wins, 93-90 (OT)	April 3, 2023
33	at Utah	in Salt Lake City, Utah	Utah wins, 90-44	Jan. 11, 2024

Fewest Field Goals Made in a Game (Opponent)

11	vs. California	at UCLA	UCLA wins, 78-43	Feb. 18, 2023
13	vs. Sacramento State	at UCLA	UCLA wins, 79-48	Nov. 18, 2025
13	vs. Stanford	at UCLA	UCLA wins, 66-43	Jan. 29, 2022

Highest FG Percentage in a Game (UCLA)

62.7	32/51	vs. Presbyterian	at UCLA	UCLA wins, 86-46	Nov. 21, 2025
62.1	36/58	vs. Iowa	at UCLA	UCLA wins, 94-70	Jan. 17, 2025
61.7	37/60	vs. USC	at UCLA	UCLA wins, 90-63	March 8, 2025
61.7	29/47	vs. Oregon State	at UCLA	UCLA wins, 81-65	Jan. 15, 2022

Lowest FG Percentage in a Game (UCLA)

29.7	19/64	at USC	at USC's Galen Center	USC wins, 67-64	Feb. 12, 2022
31.3	21/67	at Arizona	Tucson, Ariz.	Arizona wins, 58-52	Jan. 21, 2023

Highest FG Percentage in a Game (Opponent)

62.0	31/50	vs. BYU	in Maui (Hawaii)	BYU wins, 78-63	Nov. 25, 2019
61.5	32/52	vs. Michigan	at UCLA	Michigan wins, 94-75	Jan. 7, 2025

Lowest FG Percentage in a Game (Opponent)

22.0	11/50	vs. California	at UCLA	UCLA wins, 78-43	Feb. 18, 2023
23.3	14/60	vs. Chaminade	in Maui (Hawaii)	UCLA wins, 74-48	Nov. 26, 2019
24.1	13/54	vs. Sacramento State	at UCLA	UCLA wins, 79-48	Nov. 18, 2025

Most 3-Pointers Made in a Game (UCLA)

14	vs. Arizona State	at UCLA	UCLA wins, 90-77	Dec. 17, 2025
14	vs. Long Beach State	at UCLA	UCLA wins, 96-78	Jan. 6, 2022
13	at Oregon State	Corvallis, Ore.	UCLA wins, 94-55	Feb. 26, 2022
13	vs. CSU Bakersfield	at UCLA	UCLA wins, 95-58	Nov. 9, 2021

Fewest 3-Pointers Made in a Game (UCLA)

0	vs. Long Island University	at UCLA	UCLA wins, 78-58	Nov. 15, 2023
*1	vs. Maryland	at UCLA	Maryland wins, 69-60	Dec. 22, 2023

* UCLA has made just one 3-pointer in three games, since the start of the 2019-20 season. The two other times this has occurred was 12-16-23 against Ohio State and 2-26-23 at Colorado.

Highest 3-Point Percentage in a Game (UCLA)

65.0	13/20	at Oregon State	in Corvallis, Ore.	UCLA wins, 94-55	Feb. 26, 2022
64.3	9/14	vs. Idaho State	at UCLA	UCLA wins, 84-70	Nov. 20, 2024

Most 3-Pointers Made in a Game (Opponent)

19	vs. Wisconsin	in Indianapolis, Ind.	Wisconsin wins, 86-70	March 14, 2025
15	vs. Wisconsin	at UCLA	UCLA wins, 85-83	Jan. 21, 2025
15	vs. Michigan	at UCLA	Michigan wins, 94-75	Jan. 7, 2025
15	at Washington	in Seattle, Wash.	Washington wins, 94-77	Feb. 29, 2024
15	at Notre Dame	in Notre Dame, Ind.	Notre Dame wins, 75-61	Dec. 14, 2019

Fewest 3-Pointers Made in a Game (Opponent)

1	vs. Ohio State	in Atlanta, Ga.	Ohio State wins, 67-60	Dec. 16, 2023
1	vs. California	in Berkeley, Calif.	UCLA wins, 60-52	Jan. 8, 2022

Highest 3-Point Percentage in a Game (Opponent)

63.6	7/11	vs. Long Beach State	at UCLA	UCLA wins, 100-79	Nov. 15, 2021
62.5	15/24	at Washington	in Seattle, Wash.	Washington wins, 94-77	Feb. 29, 2024

Most Free Throws Made in a Game (UCLA)

30	vs. Indiana	at UCLA	Indiana loses, 98-97 (2-OT)	Jan. 31, 2026
29	vs. Prairie View A&M	at UCLA	UCLA wins, 111-75	Dec. 17, 2024
29	vs. Arizona	at UCLA	UCLA wins, 69-64	Feb. 29, 2020

Fewest Free Throws Made in a Game (UCLA)

1	vs. Bellarmine	in Las Vegas, Nev.	UCLA wins, 75-62	Nov. 22, 2021
2	vs. Purdue	at UCLA	UCLA wins, 69-67	Jan. 20, 2026
2	vs. Sacramento State	at UCLA	UCLA wins, 76-50	Nov. 7, 2022

Most Free Throws Made in a Game (Opponent)

31	vs. Indiana	at UCLA	Indiana wins, 98-97 (2-OT)	Jan. 31, 2026
29	vs. Pepperdine	in San Diego, Calif.	UCLA wins, 107-98 (3-OT)	Nov. 27, 2020
25	vs. Arizona State	at UCLA	UCLA wins, 90-77	Dec. 17, 2025
25	at Nebraska	in Lincoln, Neb.	Nebraska wins, 66-58	Jan. 4, 2025
25	at Arizona	in Tucson, Ariz.	Arizona wins, 77-71	Jan. 20, 2024

Fewest Free Throws Made in a Game (Opponent)

0	at Utah	in Salt Lake City, Utah	UCLA wins, 76-61	Feb. 25, 2021
1	vs. Oregon State	in Las Vegas, Nev.	UCLA wins, 67-57	March 13, 2024

2025-26 POINTS, REBOUNDS, ASSISTS

		0	1	2	3	4	5	7	8
		TRENT	XAVIER	DONOVAN	ERIC	JAMAR	BRANDON	CHRISTIAN	ERIC
DATE	OPPONENT	PERRY	BOOKER	DENT	DAILEY JR.	BROWN	WILLIAMS	HORRY	FREENY
Nov. 3	Eastern Washington	11-1-1	14-7-3	21- 4 -9	DNP	5-5-1	0-1-1	DNP	0-1-0
Nov. 7	Pepperdine	9-4-3	15-5-1	12-2-4	10-4-2	6-5-0	0-0-0	DNP	DNP
Nov. 10	West Georgia	17- 5-9	4-6- 4	DNP	14-3-1	10-5-1	0-1-0	DNP	2-0- 1
Nov. 14	vs. Arizona	3-2-0	10-7-1	11-3-8	13-5-2	0-0-0	0-2-0	DNP	DNP
Nov. 18	Sacramento State	11-2-1	12- 8 -0	5-1-7	15-10- 4	10-5- 3	5-4- 3	0-0-0	4-1-0
Nov. 21	Presbyterian	9-1-3	9-1-3	14-1-5	7-4-1	9- 7 -0	11-7 -1	0-0-0	2-2-0
Nov. 25	vs. California	19 -3-3	8-4-0	3-4-7	17-7-3	9-6-1	6-2-1	DNP	0-0-0
Dec. 3	at Washington*	DNP	8-3-2	17-3-8	0-0-0	7-6-0	0-0-0	DNP	0-0-0
Dec. 6	Oregon*	2-1-0	12-5-1	13-1-3	18 -8-0	0-1-0	0-1-1	DNP	DNP
Dec. 13	vs. Gonzaga	3-2-1	12-5-0	12-2-10	6-5-1	3-1-1	4-0-0	DNP	DNP
Dec. 17	Arizona State	8-1-2	2-0-1	20- 4 -4	4-6-2	9-2-1	5-2-0	DNP	DNP
Dec. 19	Cal Poly	12-0-0	0-1-0	16-2-11	10-6- 4	14 -1-0	2-1-0	0-0- 1	0-0-0
Dec. 23	UC Riverside	14-3-7	6-1-1	7-2-3	13-9-0	4- 7 -0	3-1-1	DNP	0-2- 1
Jan. 3	at Iowa*	7-3-2	4-1-0	25-4 -5	4-4-0	3-2-1	2-3-2	DNP	DNP
Jan. 6	at Wisconsin*	15-3-2	0-0-0	13-4 -7	18 -8-1	4-3-0	6-2-0	DNP	0-3- 1
Jan. 10	Maryland	16- 6 -2	5-0-0	8-3-7	15-9-1	5-4-0	DNP	DNP	0-1-0
Jan. 14	at Penn State*	30 -3-4	0-4-0	0-0-5	2-1-0	2-1-0	2-2-1	DNP	6-3 -1
Jan. 17	at Ohio State*	7-4-5	0-0-0	13-1-7	12-4-1	8-3-0	2-1-0	DNP	2-2- 1
Jan. 20	Purdue*	11-4-2	9-4-0	23-0- 13	12-7-3	0-0-0	0-0-0	DNP	0-2-0
Jan. 24	Northwestern*	18-2-4	5- 8 -0	13-4 -5	11-8-1	6-2-0	0-0-0	DNP	0-0-0
Jan. 28	at Oregon*	12-2-3	7-6-0	15-3-4	14- 11 -1	3-2-0	2-4-0	DNP	0-0-0
Jan. 31	Indiana*	(2-OT) 25-7-1	7-2-4	24-6-11	15-6-2	5-8-0	3-3-0	DNP	DNP
Feb. 3	Rutgers*	10-7-5	24 -5-3	13-0-11	17-3-1	0-3-0	5-5-1	0-0-0	6 -0-0

		10	21	23	24	30	34	55
		MARKELL	EVAN	ANTHONY	STEVEN	JACK	TYLER	SKYY
DATE	OPPONENT	ALSTON	MANJIKIAN	PEOPLES JR.	JAMERSON II	SEIDLER	BILODEAU	CLARK
Nov. 3	Eastern Washington	DNP	DNP	DNP	0-4-0	DNP	19-6-1	10-2-3
Nov. 7	Pepperdine	DNP	DNP	DNP	2-4-0	DNP	9-4-1	11-4-0
Nov. 10	West Georgia	DNP	DNP	DNP	7-2-1	DNP	21-4-1	8-2-3
Nov. 14	vs. Arizona	DNP	DNP	DNP	0-1-0	DNP	19-2-1	9-2-2
Nov. 18	Sacramento State	DNP	DNP	0-0-0	0-3-0	2-2 -0	6-4-1	9-1-1
Nov. 21	Presbyterian	DNP	DNP	0-1-0	3-1- 3	0-1-0	DNP	22-3-1
Nov. 25	vs. California	DNP	DNP	DNP	3-3-1	DNP	DNP	7- 5 -1
Dec. 3	at Washington*	DNP	DNP	DNP	4-2-2	DNP	21-5-0	25 -2-3
Dec. 6	Oregon*	DNP	DNP	DNP	2-4-0	DNP	14-8-1	13-3-4
Dec. 13	vs. Gonzaga	DNP	DNP	DNP	0-3-0	DNP	24-4-0	8- 5 -2
Dec. 17	Arizona State	DNP	DNP	DNP	6-5-1	DNP	18-5- 3	18- 5-5
Dec. 19	Cal Poly	DNP	DNP	DNP	0-0-0	0-0-0	24- 8 -3	30-2-2
Dec. 23	UC Riverside	DNP	DNP	DNP	2-0-0	DNP	34 -7-1	14-1-2
Jan. 3	at Iowa*	DNP	DNP	DNP	1-1-0	DNP	10-4-1	5-2-3
Jan. 6	at Wisconsin*	DNP	DNP	DNP	0-1-0	DNP	16-9-0	DNP
Jan. 10	Maryland	DNP	DNP	DNP	8-5 -3	DNP	10-0-2	DNP
Jan. 14	at Penn State*	DNP	DNP	DNP	8-8 -1	DNP	21-9-2	DNP
Jan. 17	at Ohio State*	DNP	DNP	DNP	0-3-0	DNP	30-8-0	DNP
Jan. 20	Purdue*	DNP	DNP	DNP	0-2-0	DNP	14-4- 3	DNP
Jan. 24	Northwestern*	DNP	DNP	DNP	0-1-0	DNP	18-4-1	DNP
Jan. 28	at Oregon*	DNP	DNP	DNP	2-3-1	DNP	18-7-1	DNP
Jan. 31	Indiana*	(2-OT) DNP	DNP	DNP	0-0-0	DNP	18- 11 -1	DNP
Feb. 3	Rutgers*	DNP	DNP	2-2 -0	2-0-0	0-1-0	19-7-1	DNP

Please note, the **bold number** in a column reflects that player's season high.

2025-26 MISCELLANEOUS STATS

Date	Opponent	1st Half Score	2nd Half Score	Halftime Margin	Overtime	TOs	Pts. off Turnovers	Points in Paint	Bench Scoring	Time With Lead
Nov. 3	Eastern Washington	40 / 33	40 / 41	+7	- / -	8 / 16	13 / 11	38 / 38	11 / 23	33:37 / 4:21
Nov. 7	Pepperdine	37 / 28	37 / 35	+9	- / -	10 / 12	16 / 14	30 / 22	17 / 24	34:40 / 2:27
Nov. 10	West Georgia	37 / 32	46 / 30	+5	- / -	11 / 17	23 / 9	32 / 8	19 / 15	38:43 / -
Nov. 14	vs. (5) Arizona	25 / 28	40 / 41	(3)	- / -	16 / 15	19 / 22	20 / 38	3 / 28	23:50 / 13:23
Nov. 18	Sacramento State	42 / 17	37 / 31	+25	- / -	15 / 13	23 / 14	36 / 14	38 / 13	39:34 / -
Nov. 21	Presbyterian	41 / 22	45 / 24	+19	- / -	11 / 17	16 / 7	50 / 28	23 / 18	39:47 / -
Nov. 25	vs. California	41 / 36	31 / 44	(5)	- / -	11 / 8	11 / 17	32 / 24	31 / 23	17:06 / 20:55
Dec. 3	at Washington*	36 / 32	46 / 48	+4	- / -	7 / 15	20 / 6	36 / 40	11 / 5	26:11 / 11:35
Dec. 6	Oregon*	44 / 31	30 / 32	+13	- / -	9 / 11	14 / 7	18 / 18	4 / 21	36:53 / 1:26
Dec. 13	vs. (8) Gonzaga	40 / 45	32 / 37	(5)	- / -	10 / 8	7 / 21	30 / 34	10 / 23	12:46 / 26:32
Dec. 17	Arizona State	45 / 33	45 / 44	+12	- / -	8 / 11	17 / 14	26 / 36	28 / 13	39:19 / -
Dec. 19	Cal Poly	43 / 45	65 / 42	(2)	- / -	8 / 24	33 / 12	42 / 24	28 / 31	26:44 / 9:11
Dec. 23	UC Riverside	45 / 34	52 / 31	+11	- / -	10 / 22	23 / 6	42 / 32	23 / 17	35:14 / -
Jan. 3	at (25) Iowa*	22 / 40	39 / 34	(18)	- / -	12 / 14	17 / 12	34 / 22	13 / 28	0:21 / 37:25
Jan. 6	at Wisconsin*	31 / 45	41 / 35	(14)	- / -	10 / 8	9 / 11	36 / 26	4 / 11	0:23 / 38:20
Jan. 10	Maryland*	38 / 21	29 / 34	+17	- / -	6 / 13	16 / 9	22 / 26	13 / 15	32:04 / 6:42
Jan. 14	at Penn State*	29 / 23	42 / 37	+6	- / -	14 / 12	14 / 13	16 / 28	18 / 9	28:36 / 6:38
Jan. 17	at Ohio State*	36 / 42	38 / 44	(6)	- / -	5 / 10	12 / 5	16 / 28	12 / 2	- / 39:26
Jan. 20	(4) Purdue*	32 / 32	37 / 35	0	- / -	10 / 8	13 / 13	30 / 28	0 / 18	9:40 / 25:58
Jan. 24	Northwestern*	41 / 31	30 / 33	+10	- / -	10 / 9	8 / 6	30 / 24	6 / 15	35:52 / 2:57
Jan. 28	at Oregon*	36 / 22	37 / 35	+14	- / -	4 / 10	11 / 8	30 / 24	7 / 17	37:30 / 1:12
Jan. 31	Indiana*	36 / 30	40 / 46	+6	21 / 22	10 / 11	9 / 17	38 / 34	8 / 27	26:20 / 17:27
Feb. 3	Rutgers*	52 / 40	46 / 26	+12	- / -	2 / 9	17 / 4	32 / 22	15 / 36	36:57 / 1:01

NOTE: UCLA listed first / Opponent listed second

2025-26 MINUTES PER GAME

DATE	OPPONENT	0	1	2	3	4	5	7	8
		TRENT PERRY	XAVIER BOOKER	DONOVAN DENT	ERIC DAILEY JR.	JAMAR BROWN	BRANDON WILLIAMS	CHRISTIAN HORRY	ERIC FREENY
Nov. 3	Eastern Washington	25:47	29:37	36:12	DNP	29:38	8:19	DNP	4:09
Nov. 7	Pepperdine	21:13	30:35	35:09	25:40	12:16	7:29	DNP	DNP
Nov. 10	West Georgia	37:13	26:26	DNP	21:40	23:08	7:54	DNP	9:27
Nov. 14	vs. Arizona	17:46	31:14	34:38	32:23	6:56	7:25	DNP	DNP
Nov. 18	Sacramento State	27:17	19:09	23:48	29:48	19:20	17:47	1:43	9:17
Nov. 21	Presbyterian	24:29	20:57	24:07	17:37	25:09	24:45	2:11	14:21
Nov. 25	vs. California	24:53	31:30	30:59	35:03	28:56	11:23	DNP	3:38
Dec. 3	at Washington*	DNP	16:52	38:55	15:48	25:54	11:08	DNP	1:54
Dec. 6	Oregon*	9:39	21:34	38:06	30:16	9:44	6:01	DNP	DNP
Dec. 13	vs. Gonzaga	12:57	26:11	34:39	34:42	12:29	5:24	DNP	DNP
Dec. 17	Arizona State	14:19	13:41	35:56	20:50	19:41	20:54	DNP	DNP
Dec. 19	Cal Poly	19:40	3:17	32:40	33:23	27:21	15:30	1:32	2:39
Dec. 23	UC Riverside	23:50	12:42	19:27	22:16	24:04	18:11	DNP	7:19
Jan. 3	at Iowa*	23:30	12:27	36:17	30:20	20:48	17:54	DNP	DNP
Jan. 6	at Wisconsin*	30:39	0:56	40:00	31:04	16:26	17:26	DNP	21:47
Jan. 10	Maryland*	35:07	16:11	38:25	36:42	21:51	DNP	DNP	7:48
Jan. 14	at Penn State*	38:06	12:10	29:55	14:46	17:31	9:38	DNP	22:33
Jan. 17	at Ohio State*	38:11	2:00	38:21	18:24	17:55	9:05	DNP	18:47
Jan. 20	Purdue*	38:08	35:19	38:37	34:14	1:49	4:43	DNP	8:22
Jan. 24	Northwestern*	35:06	23:35	33:11	30:23	16:40	5:50	DNP	12:02
Jan. 28	at Oregon*	35:31	19:20	37:03	33:16	12:21	15:52	DNP	1:49
Jan. 31	Indiana* (2-OT)	42:47	31:55	50:00	40:42	27:31	16:04	DNP	DNP
Feb. 3	Rutgers*	31:08	29:10	30:36	29:21	12:01	15:32	1:47	13:20

DATE	OPPONENT	10	21	23	24	30	34	55
		MARKELL ALSTON	EVAN MANJIKIAN	ANTHONY PEOPLES JR.	STEVEN JAMERSON II	JACK SEIDLER	TYLER BILODEAU	SKYY CLARK
Nov. 3	Eastern Washington	DNP	DNP	DNP	9:34	DNP	31:41	25:03
Nov. 7	Pepperdine	DNP	DNP	DNP	9:25	DNP	28:29	29:44
Nov. 10	West Georgia	DNP	DNP	DNP	13:34	DNP	28:26	32:12
Nov. 14	vs. Arizona	DNP	DNP	DNP	8:46	DNP	32:33	28:19
Nov. 18	Sacramento State	DNP	DNP	1:43	10:25	2:04	18:16	19:23
Nov. 21	Presbyterian	DNP	DNP	3:32	15:31	2:32	DNP	24:49
Nov. 25	vs. California	DNP	DNP	DNP	8:30	DNP	DNP	25:08
Dec. 3	at Washington*	DNP	DNP	DNP	20:52	DNP	29:50	38:48
Dec. 6	Oregon*	DNP	DNP	DNP	17:50	DNP	33:59	32:51
Dec. 13	vs. Gonzaga	DNP	DNP	DNP	5:46	DNP	33:34	34:19
Dec. 17	Arizona State	DNP	DNP	DNP	12:15	DNP	30:34	31:50
Dec. 19	Cal Poly	DNP	DNP	DNP	1:47	0:33	30:59	30:40
Dec. 23	UC Riverside	DNP	DNP	DNP	7:09	DNP	30:15	34:47
Jan. 3	at Iowa*	DNP	DNP	DNP	3:48	DNP	33:05	21:51
Jan. 6	at Wisconsin*	DNP	DNP	DNP	11:26	DNP	30:16	DNP
Jan. 10	Maryland*	DNP	DNP	DNP	23:26	DNP	20:31	DNP
Jan. 14	at Penn State*	DNP	DNP	DNP	23:40	DNP	31:42	DNP
Jan. 17	at Ohio State*	DNP	DNP	DNP	19:30	DNP	37:48	DNP
Jan. 20	Purdue*	DNP	DNP	DNP	4:41	DNP	34:07	DNP
Jan. 24	Northwestern*	DNP	DNP	DNP	12:16	DNP	30:58	DNP
Jan. 28	at Oregon*	DNP	DNP	DNP	11:55	DNP	32:53	DNP
Jan. 31	Indiana* (2-OT)	DNP	DNP	DNP	1:11	DNP	39:50	DNP
Feb. 3	Rutgers*	DNP	DNP	1:47	4:31	1:47	29:00	DNP

* indicates Big Ten Conference games
Please note, the **bold number** in a column reflects that player's season high.

2025-26 STARTING LINEUPS AND STATISTICAL LEADERS

STARTING LINEUPS

DATE	OPPONENT	W/L	SCORE					
11/03/25	Eastern Washington	W	80-74	Donovan Dent	Sky Clark	Jamar Brown	Tyler Bilodeau	Xavier Booker
11/07/25	Pepperdine	W	74-63	Donovan Dent	Sky Clark	Eric Dailey Jr.	Tyler Bilodeau	Xavier Booker
11/10/25	West Georgia	W	83-62	Trent Perry	Sky Clark	Eric Dailey Jr.	Tyler Bilodeau	Xavier Booker
11/14/25	vs. Arizona ¹	L	65-69	Donovan Dent	Sky Clark	Eric Dailey Jr.	Tyler Bilodeau	Xavier Booker
11/18/25	Sacramento State	W	79-48	Trent Perry	Jamar Brown	Eric Dailey Jr.	Brandon Williams	Steven Jamerson II
11/21/25	Presbyterian	W	86-46	Donovan Dent	Sky Clark	Eric Dailey Jr.	Brandon Williams	Xavier Booker
11/25/25	vs. California ²	L	72-80	Donovan Dent	Sky Clark	Eric Dailey Jr.	Brandon Williams	Xavier Booker
12/03/25	at Washington*	W	82-80	Donovan Dent	Sky Clark	Eric Dailey Jr.	Tyler Bilodeau	Xavier Booker
12/06/25	Oregon*	W	74-63	Donovan Dent	Sky Clark	Eric Dailey Jr.	Tyler Bilodeau	Xavier Booker
12/13/25	vs. Gonzaga ³	L	72-82	Donovan Dent	Sky Clark	Eric Dailey Jr.	Tyler Bilodeau	Xavier Booker
12/17/25	Arizona State	W	90-77	Donovan Dent	Sky Clark	Eric Dailey Jr.	Tyler Bilodeau	Xavier Booker
12/19/25	Cal Poly	W	108-87	Donovan Dent	Sky Clark	Eric Dailey Jr.	Tyler Bilodeau	Xavier Booker
12/23/25	UC Riverside	W	97-65	Donovan Dent	Sky Clark	Eric Dailey Jr.	Tyler Bilodeau	Xavier Booker
01/03/26	at Iowa*	L	61-74	Donovan Dent	Sky Clark	Eric Dailey Jr.	Tyler Bilodeau	Xavier Booker
01/06/26	at Wisconsin*	L	72-80	Donovan Dent	Trent Perry	Eric Dailey Jr.	Brandon Williams	Tyler Bilodeau
01/10/26	Maryland*	W	67-55	Donovan Dent	Trent Perry	Eric Dailey Jr.	Tyler Bilodeau	Xavier Booker
01/14/26	at Penn State*	W	71-60	Donovan Dent	Trent Perry	Eric Dailey Jr.	Tyler Bilodeau	Xavier Booker
01/17/26	at Ohio State*	L	74-86	Donovan Dent	Trent Perry	Eric Dailey Jr.	Tyler Bilodeau	Xavier Booker
01/20/26	Purdue*	W	69-67	Donovan Dent	Trent Perry	Eric Dailey Jr.	Tyler Bilodeau	Xavier Booker
01/24/26	Northwestern*	W	71-64	Donovan Dent	Trent Perry	Eric Dailey Jr.	Tyler Bilodeau	Xavier Booker
01/28/26	at Oregon*	W	73-57	Donovan Dent	Trent Perry	Eric Dailey Jr.	Tyler Bilodeau	Xavier Booker
01/31/26	Indiana*	L (2-OT)	97-98	Donovan Dent	Trent Perry	Eric Dailey Jr.	Tyler Bilodeau	Xavier Booker
02/03/26	Rutgers*	W	98-66	Donovan Dent	Trent Perry	Eric Dailey Jr.	Tyler Bilodeau	Xavier Booker
02/07/26	Washington*							
02/14/26	at Michigan*							
02/17/26	at Michigan State*							
02/21/26	Illinois*							
02/24/26	USC*							
02/28/26	at Minnesota*							
03/03/26	Nebraska*							
03/07/26	at USC*							

STATISTICAL LEADERS

DATE	OPPONENT	W/L	SCORE	POINTS	REBOUNDS	ASSISTS	STEALS	BLOCKS
11/03/25	Eastern Washington	W	80-74	D. Dent 21	X. Booker 7	D. Dent 9	T. Bilodeau, J. Brown 2	three players 1
11/07/25	Pepperdine	W	74-63	X. Booker 15	Booker, Brown 5	D. Dent 4	S. Clark, D. Dent 2	X. Booker 5
11/10/25	West Georgia	W	83-62	T. Bilodeau 21	X. Booker 6	T. Perry 9	S. Clark 3	X. Booker 2
11/14/25	vs. Arizona ¹	L	65-69	T. Bilodeau 19	X. Booker 7	D. Dent 8	S. Jamerson II 3	three players 1
11/18/25	Sacramento State	W	79-48	E. Dailey Jr. 15	E. Dailey Jr. 10	D. Dent 7	three players 2	S. Jamerson II 2
11/21/25	Presbyterian	W	86-46	S. Clark 22	B. Williams 7	D. Dent 5	J. Brown, T. Perry 3	X. Booker 1
11/25/25	vs. California ²	L	72-80	E. Dailey Jr., T. Perry 17	E. Dailey Jr. 7	D. Dent 7	J. Brown, D. Dent 1	X. Booker 3
12/03/25	Washington*	W	82-80	S. Clark 25	J. Brown 6	D. Dent 8	Dent, Jamerson II 2	S. Clark 2
12/06/25	at Oregon*	W	74-63	E. Dailey Jr. 18	Bilodeau, Dailey Jr. 8	S. Clark 4	S. Clark, D. Dent 2	three players 1
12/13/25	vs. Gonzaga ²	L	72-82	T. Bilodeau 24	Booker, Dailey Jr. 5	D. Dent 10	D. Dent 3	D. Dent 3
12/17/25	Arizona State	W	90-77	D. Dent 20	E. Dailey Jr. 6	S. Clark 5	S. Jamerson II 3	X. Booker 2
12/19/25	Cal Poly	W	108-87	S. Clark 30	T. Bilodeau 8	D. Dent 11	D. Dent 5	none —
12/23/25	UC Riverside	W	97-65	T. Bilodeau 34	E. Dailey Jr. 9	T. Perry 7	J. Brown 4	Bilodeau, Jamerson II 1
01/03/26	at Iowa*	L	61-74	D. Dent 25	three players 4	D. Dent 5	E. Dailey Jr. 3	none —
01/06/26	at Wisconsin*	L	72-80	E. Dailey Jr. 18	T. Bilodeau 9	D. Dent 7	T. Perry 2	three players 1
01/10/26	Maryland*	W	67-55	T. Perry 16	E. Dailey Jr. 9	D. Dent 7	D. Dent, T. Perry 2	S. Jamerson II 2
01/14/26	at Penn State*	W	71-60	T. Perry 30	T. Bilodeau 9	D. Dent 5	T. Perry 2	T. Bilodeau, X. Booker 1
01/17/26	at Ohio State*	L	74-86	T. Bilodeau 30	T. Bilodeau 8	D. Dent 7	D. Dent, T. Perry 2	four players 1
01/20/26	Purdue*	W	69-67	D. Dent 23	E. Dailey Jr. 7	D. Dent 13	three players 1	X. Booker, D. Dent 3
01/24/26	Northwestern*	W	71-64	T. Bilodeau, T. Perry 18	X. Booker, E. Dailey Jr. 8	D. Dent 5	D. Dent 2	X. Booker 1
01/28/26	at Oregon*	W	73-57	T. Bilodeau 18	E. Dailey Jr. 11	D. Dent 4	four players 1	X. Booker 2
01/31/26	Indiana*	L (2-OT)	97-98	T. Perry 25	T. Bilodeau 11	D. Dent 11	D. Dent 4	X. Booker 2
02/03/26	Rutgers*	W	98-66	X. Booker 24	T. Bilodeau, T. Perry 7	D. Dent 11	T. Perry 2	X. Booker, E. Freeny 1
02/07/26	Washington*							
02/14/26	at Michigan*							
02/17/26	at Michigan State*							
02/21/26	Illinois*							
02/24/26	USC*							
02/28/26	at Minnesota*							
03/03/26	Nebraska*							
03/07/26	at USC*							

1 at Intuit Dome (Inglewood, Calif.)
2 at Chase Center (San Francisco, Calif.)
3 at Climate Pledge Arena (Seattle, Wash.)
* Big Ten Conference game

2025-26 GAME-BY-GAME TOTALS

UCLA'S GAME-BY-GAME TOTALS (2025-26)

Opponent	Date	Score	W/L	FG-FGA	PCT	3FG-FGA	PCT	FT-FTA	PCT	OR	DR	REB	PF	AST	TO	BLK	STL
Eastern Washington	11/03/25	80-74	W	33-70	.471	8-26	.308	6-10	.600	12	23	35	12	19	8	3	7
Pepperdine	11/07/25	74-63	W	25-52	.481	5-21	.238	19-26	.731	13	21	34	15	11	10	5	7
West Georgia	11/10/25	83-62	W	27-55	.491	6-17	.353	23-26	.885	13	23	36	12	21	11	3	8
vs. Arizona ¹	11/14/25	65-69	L	25-58	.431	9-17	.529	6-8	.750	9	19	28	12	15	16	3	4
Sacramento State	11/18/25	79-48	W	28-58	.483	7-21	.333	16-24	.667	11	33	44	25	20	15	3	9
Presbyterian	11/21/25	86-46	W	32-51	.627	6-12	.500	16-24	.667	6	27	33	15	17	11	1	9
vs. California ²	11/25/25	72-80	L	26-64	.406	7-22	.318	13-23	.565	14	27	41	19	17	11	5	2
at Washington*	12/03/25	82-80	W	28-53	.528	9-20	.450	17-24	.708	8	13	21	19	15	7	5	7
Oregon*	12/06/25	74-63	W	24-55	.436	8-18	.444	18-21	.857	15	21	36	17	10	9	3	8
vs. Gonzaga ³	12/13/25	72-82	L	25-51	.490	7-15	.467	15-19	.789	6	23	29	22	15	10	9	5
Arizona State	12/17/25	90-77	W	29-62	.468	14-26	.538	18-22	.818	11	24	35	24	19	8	4	8
Cal Poly	12/19/25	108-87	W	35-61	.574	12-28	.429	26-29	.897	4	17	21	16	20	8	0	10
UC Riverside	12/23/25	97-65	W	34-68	.500	7-21	.333	22-26	.846	11	26	37	17	16	10	2	12
at Iowa*	01/03/26	61-74	L	25-56	.446	3-14	.214	8-12	.667	12	15	27	23	13	12	0	11
at Wisconsin*	01/06/26	72-80	L	28-61	.459	1-17	.059	15-23	.652	9	26	35	21	11	10	3	3
Maryland*	01/10/26	67-55	W	22-51	.431	5-17	.294	18-27	.667	5	24	29	14	15	6	5	7
at Penn State*	01/14/26	71-60	W	20-47	.426	10-26	.385	21-21	1.000	11	21	32	15	14	14	2	4
at Ohio State*	01/17/26	74-86	L	25-62	.403	9-23	.391	15-19	.789	14	13	27	20	14	5	4	6
Purdue*	01/20/26	69-67	W	29-51	.569	9-20	.450	2-3	.667	4	20	24	10	21	10	8	3
Northwestern*	01/24/26	71-64	W	26-53	.491	8-18	.444	11-21	.524	8	26	34	13	10	10	1	7
at Oregon*	01/28/26	73-57	W	23-58	.397	7-18	.389	20-23	.870	12	28	40	13	10	4	4	4
Indiana*	01/31/26	(2-OT) 97-98	L	30-76	.395	7-22	.318	30-34	.882	12	34	46	27	19	10	4	6
Rutgers*	02/03/26	98-66	W	35-63	.556	12-21	.571	16-18	.889	10	25	35	16	25	2	2	3

OPPONENT'S GAME-BY-GAME TOTALS (2025-26)

Opponent	Date	Score	W/L	FG-FGA	PCT	3FG-FGA	PCT	FT-FTA	PCT	OR	DR	REB	PF	AST	TO	BLK	STL
Eastern Washington	11/03/25	80-74	W	29-54	.537	7-25	.280	9-14	.643	6	24	30	13	22	16	2	5
Pepperdine	11/07/25	74-63	W	21-61	.344	8-29	.276	13-13	1.000	15	19	34	21	11	12	3	6
West Georgia	11/10/25	83-62	W	22-51	.431	13-25	.520	5-11	.455	8	14	22	23	15	17	5	8
vs. Arizona ¹	11/14/25	65-69	L	26-55	.473	6-19	.316	11-15	.733	11	24	35	11	16	15	3	7
Sacramento State	11/18/25	79-48	W	13-54	.241	3-24	.125	19-30	.633	13	22	35	25	9	13	3	6
Presbyterian	11/21/25	86-46	W	17-51	.333	2-20	.100	10-15	.667	8	17	25	17	12	17	4	7
vs. California ²	11/25/25	72-80	L	26-58	.448	11-22	.500	17-22	.773	7	28	35	23	15	8	4	7
at Washington*	12/03/25	82-80	W	31-60	.517	9-24	.375	9-12	.750	14	19	33	20	14	15	6	0
Oregon*	12/06/25	74-63	W	19-57	.333	8-27	.296	17-24	.708	17	17	34	17	8	11	2	4
vs. Gonzaga ³	12/13/25	72-82	L	28-56	.500	6-16	.375	20-32	.625	12	24	36	16	13	8	1	5
Arizona State	12/17/25	90-77	W	24-60	.400	4-26	.154	25-26	.962	11	24	35	19	15	11	1	7
Cal Poly	12/19/25	108-87	W	26-51	.510	14-32	.438	21-22	.955	7	21	28	26	16	24	1	5
UC Riverside	12/23/25	97-65	W	23-54	.426	3-15	.200	16-23	.696	10	23	33	24	17	22	3	7
at (25) Iowa*	01/03/26	61-74	L	22-47	.468	8-26	.308	22-26	.846	11	21	32	17	11	14	4	7
at Wisconsin*	01/06/26	72-80	L	25-55	.455	10-30	.333	20-27	.741	6	26	32	21	14	8	0	4
Maryland*	01/10/26	67-55	W	20-66	.303	6-33	.182	9-15	.600	20	28	48	23	11	13	2	4
at Penn State*	01/14/26	71-60	W	20-46	.435	4-22	.182	16-17	.941	6	15	21	17	12	12	1	5
at Ohio State*	01/17/26	74-86	L	28-53	.528	9-24	.375	21-25	.840	12	25	37	18	15	10	4	1
Purdue*	01/20/26	69-67	W	27-60	.450	7-27	.259	6-7	.857	13	17	30	8	17	8	1	7
Northwestern*	01/24/26	71-64	W	20-53	.377	7-23	.304	17-20	.850	8	24	32	16	13	9	3	3
at Oregon*	01/28/26	73-57	W	21-59	.356	9-32	.281	6-9	.667	11	25	36	17	9	10	2	2
Indiana*	01/31/26	(2-OT) 97-98	L	28-66	.424	11-34	.324	31-38	.816	8	32	40	27	19	10	4	6
Rutgers*	02/03/26	98-66	W	24-55	.436	7-22	.318	11-20	.550	11	19	30	15	13	9	4	2

* Big Ten Conference game

1 played in Inglewood, Calif. (Intuit Dome)

2 played in San Francisco, Calif. (Chase Center)

3 played in Seattle, Wash. (Climate Pledge Arena)

UCLA's SEASON/CAREER STATS

2025-26 ROSTER

Summary

Player	Season Statistics										Career Statistics									
	GP-GS	MIN/G	FG%	3FG%	FT%	R/G	A/G	STL	BLK	PTS/G	GP-GS	MIN/G	FG%	3FG%	FT%	R/G	A/G	STL	BLK	PTS/G
BILODEAU, Tyler	21-20	30.9	.519	.447	.866	5.7	1.1	12	9	18.2	118-98	26.3	.505	.386	.801	4.9	1.1	71	44	12.8
BOOKER, Xavier	23-21	20.3	.592	.485	.739	3.6	1.0	4	30	7.6	83-26	13.7	.484	.318	.729	2.4	0.5	9	66	5.2
BROWN, Jamar	23-2	18.7	.472	.379	1.000	3.4	0.5	16	2	5.3	85-63	30.0	.455	.369	.886	5.8	1.1	96	21	13.1
CLARK, Skyy	14-13	29.3	.474	.486	.893	2.8	2.3	20	2	13.5	90-87	28.3	.437	.390	.783	3.0	2.6	102	11	10.6
DAILEY JR., Eric	22-22	28.1	.474	.246	.742	5.8	1.4	16	5	11.2	87-71	24.3	.494	.327	.680	4.8	1.4	82	14	10.6
DENT, Donovan	22-21	34.4	.419	.211	.618	2.5	7.0	34	10	13.5	126-93	29.5	.486	.331	.712	2.3	5.1	165	89	13.5
FREENY, Eric	16-0	9.9	.320	.333	1.000	1.1	0.3	1	3	1.4	16-0	9.9	.320	.333	1.000	1.1	0.3	1	3	1.4
HORRY, Christian	4-0	1.8	.000	.000	.000	0.0	0.3	0	0	0.0	4-0	1.8	.000	.000	.000	0.0	0.3	0	0	0.0
JAMERSON II, Steven	23-1	11.2	.692	.000	.609	2.4	0.6	18	12	2.2	94-62	20.1	.592	.000	.649	5.8	0.8	79	64	6.5
PEOPLES JR., Anthony	3-0	2.3	.500	.000	.000	1.0	0.0	0	0	0.7	11-0	9.4	.500	.250	.667	2.0	0.4	1	2	3.8
PERRY, Trent	22-11	27.6	.452	.423	.846	3.0	2.7	22	1	12.1	54-11	18.0	.425	.396	.852	2.2	1.5	41	4	7.1
SEIDLER, Jack	4-0	1.7	.250	.000	.000	1.0	0.0	0	0	0.5	11-0	1.9	.250	.000	.000	0.5	0.0	0	0	0.4
WILLIAMS, Brandon	22-4	12.5	.379	.238	.600	1.9	0.5	7	5	2.6	54-18	15.4	.365	.245	.611	2.1	0.5	14	8	2.9

Scoring

Player	Season Statistics								Career Statistics							
	FG-FGA	FG%	3FG-3FGA	3FG%	FT-FTA	FT%	PTS	PTS/G	FG-FGA	FG%	3FG-3FGA	3FG%	FT-FTA	FT%	PTS	PTS/G
BILODEAU, Tyler	122-235	.519	42-94	.447	97-112	.866	383	18.2	548-1085	.505	122-316	.386	294-367	.801	1512	12.8
BOOKER, Xavier	71-120	.592	16-33	.485	17-23	.739	175	7.6	165-341	.484	49-154	.318	51-70	.729	430	5.2
BROWN, Jamar	42-89	.472	22-58	.379	16-16	1.000	122	5.3	381-837	.455	150-406	.369	202-228	.886	1114	13.1
CLARK, Skyy	65-137	.474	34-70	.486	25-28	.893	189	13.5	321-734	.437	144-369	.390	166-212	.783	952	10.6
DAILEY JR., Eric	93-196	.474	15-61	.246	46-62	.742	247	11.2	345-698	.494	68-208	.327	164-241	.680	922	10.6
DENT, Donovan	111-265	.419	8-38	.211	68-110	.618	298	13.5	630-1296	.486	54-163	.331	384-539	.712	1698	13.5
FREENY, Eric	8-25	.320	4-12	.333	2-2	1.000	22	1.4	8-25	.320	4-12	.333	2-2	1.000	22	1.4
HORRY, Christian	0-2	.000	0-1	.000	0-0	.000	0	0.0	0-2	.000	0-1	.000	0-0	.000	0	0.0
JAMERSON II, Steven	18-26	.692	0-0	.000	14-23	.609	50	2.2	251-424	.592	0-0	.000	113-174	.649	615	6.5
PEOPLES JR., Anthony	1-2	.500	0-0	.000	0-0	.000	2	0.7	17-34	.500	2-8	.250	6-9	.667	42	3.8
PERRY, Trent	80-177	.452	30-71	.423	77-91	.846	267	12.1	111-261	.425	42-106	.396	121-142	.852	385	7.1
SEIDLER, Jack	1-4	.250	0-1	.000	0-1	.000	2	0.5	2-8	.250	0-3	.000	0-1	.000	4	0.4
WILLIAMS, Brandon	22-58	.379	5-21	.238	9-15	.600	58	2.6	62-170	.365	12-49	.245	22-36	.611	158	2.9

Totals

Player	Season Statistics								Career Statistics							
	O-REB	D-REB	TOTAL	PF	FO	A	TO	A/TO	O-REB	D-REB	TOTAL	PF	FO	A	TO	A/TO
BILODEAU, Tyler	28	92	120	59	2	24	29	0.8	138	439	577	312	7	129	153	0.8
BOOKER, Xavier	27	56	83	42	0	24	17	1.4	58	144	202	113	0	38	53	0.7
BROWN, Jamar	25	54	79	42	1	12	10	1.2	196	300	496	184	4	94	123	0.8
CLARK, Skyy	6	33	39	39	1	32	15	2.1	46	225	271	222	5	237	168	1.4
DAILEY JR., Eric	31	97	128	44	2	31	33	0.9	120	294	414	196	5	125	101	1.2
DENT, Donovan	7	47	54	38	1	154	45	3.4	43	250	293	211	2	647	287	2.3
FREENY, Eric	4	13	17	10	0	5	4	1.3	4	13	17	10	0	5	4	1.3
HORRY, Christian	0	0	0	0	0	1	0	0.0	0	0	0	0	0	1	0	0.0
JAMERSON II, Steven	29	27	56	58	0	14	17	0.8	254	295	549	286	15	72	107	0.7
PEOPLES JR., Anthony	2	1	3	1	0	0	0	0.0	14	8	22	15	1	4	3	1.3
PERRY, Trent	16	50	66	35	0	60	28	2.1	33	86	119	69	0	82	44	1.9
SEIDLER, Jack	1	3	4	0	0	0	0	0.0	1	4	5	0	0	0	0	0.0
WILLIAMS, Brandon	22	20	42	28	0	11	7	1.6	50	62	112	86	0	28	19	1.5

2025-26 BIG TEN STATISTICS

Season Record: 16-7 Big Ten Games: 8-4 Big Ten (Home): 5-1 Big Ten (Away): 3-3

Game Records

Record	Overall	Home	Away	Neutral
ALL GAMES	8-4	5-1	3-3	0-0
CONFERENCE	8-4	5-1	3-3	0-0
NON-CONFERENCE	0-0	0-0	0-0	0-0

Score by Periods

Team	1st	2nd	OT	TOT
UCLA	433	455	21	909
Opponents	389	439	22	850

Team Box Score

No.	Player				Total		3-Point		F-Throw		Rebounds													
		GP-GS	MIN	AVG	FG-FGA	FG%	3FG-3FGA	3FG%	FT-FTA	FT%	OFF	DEF	TOT	AVG	PF	DQ	A	TO	BLK	STL	PTS	AVG		
34	BILODEAU, Tyler	12-12	383:59	32.0	65-132	.492	23-58	.397	56-68	.824	17	59	76	6.3	34	1	13	17	5	4	209	17.4		
2	DENT, Donovan	12-12	449:26	37.5	68-158	.430	6-20	.300	35-56	.625	4	25	29	2.4	27	1	86	21	6	19	177	14.8		
55	CLARK, Skyy	3-3	93:30	31.2	13-26	.500	10-16	.625	7-8	.875	1	6	7	2.3	6	0	10	1	2	5	43	14.3		
0	PERRY, Trent	11-9	357:51	32.5	44-106	.415	19-43	.442	46-49	.939	11	31	42	3.8	16	0	30	15	1	17	153	13.9		
3	DAILEY JR., Eric	12-12	345:16	28.8	54-118	.458	5-31	.161	25-35	.714	20	49	69	5.8	27	2	11	16	2	7	138	11.5		
1	BOOKER, Xavier	12-11	221:28	18.5	33-54	.611	11-20	.550	4-8	.500	11	27	38	3.2	22	0	10	6	13	2	81	6.8		
4	BROWN, Jamar	12-0	200:31	16.7	14-39	.359	9-29	.310	6-6	1.000	11	24	35	2.9	23	1	4	4	0	5	43	3.6		
24	JAMERSON II, Steven	12-0	155:05	12.9	10-13	.769	0-0	.000	7-10	.700	17	13	30	2.5	35	0	7	7	6	7	27	2.3		
5	WILLIAMS, Brandon	11-1	129:12	11.7	8-21	.381	1-8	.125	5-6	.833	11	10	21	1.9	13	0	4	2	3	2	22	2.0		
23	PEOPLES JR., Anthony	1-0	01:47	1.8	1-2	.500	0-0	.000	0-0	.000	2	0	2	2.0	0	0	0	0	0	0	2	2.0		
8	FREENY, Eric	9-0	108:21	12.0	5-16	.313	4-8	.500	0-0	.000	3	8	11	1.2	5	0	3	2	3	1	14	1.6		
30	SEIDLER, Jack	1-0	01:47	1.8	0-1	.000	0-1	.000	0-0	.000	1	0	1	1.0	0	0	0	0	0	0	0	0.0		
7	HORRY, Christian	1-0	01:47	1.8	0-0	.000	0-0	.000	0-0	.000	0	0	0	0.0	0	0	0	0	0	0	0	0.0		
Team											11	14	25					8						
Total		12	2450		315-686	.459	88-234	.376	191-246	.776	120	266	386	32.2	208	5	178	99	41	69	909	75.8		
Opponents		12	2450		285-677	.421	95-324	.293	185-240	.771	137	268	405	33.8	216	6	159	130	27	48	850	70.8		

Team Statistics

	UCLA	OPP
Scoring	909	850
Points per game	75.8	70.8
Scoring margin	+4.9	-
Field goals-att	315-686	285-677
Field goal pct	.459	.421
3 point fg-att	88-234	95-324
3-point FG pct	.376	.293
3-pt FG made per game	7.3	7.9
Free throws-att	191-246	185-240
Free throw pct	.776	.771
F-Throws made per game	15.9	15.4
Rebounds	386	405
Rebounds per game	32.2	33.8
Rebounding margin	-1.6	-
Assists	178	159
Assists per game	14.8	13.3
Turnovers	99	130
Turnovers per game	8.3	10.8
Turnover margin	+2.6	-
Assist/turnover ratio	1.8	1.2
Steals	69	48
Steals per game	5.8	4.0
Blocks	41	27
Blocks per game	3.4	2.3
Winning streak	1	-
Home win streak	1	-
Attendance	46973	57495
Home games-Avg/Game	6-7829	6-9583
Neutral site-Avg/Game	-	0-0

Team Results

Date	Opponent		Score	Att.
12/03/2025	at Washington	W	82-80	6700
12/06/2025	Oregon	W	74-63	7022
01/03/2026	at Iowa	L	61-74	12657
01/06/2026	at Wisconsin	L	72-80	13644
01/10/2026	Maryland	W	67-55	6879
01/14/2026	at Penn St.	W	71-60	5836
01/17/2026	at Ohio St.	L	74-86	12937
01/20/2026	Purdue	W	69-67	10235
01/24/2026	Northwestern	W	71-64	7444
01/28/2026	at Oregon	W	73-57	5721
01/31/2026	Indiana	Lot2	97-98	10086
02/03/2026	Rutgers	W	98-66	5307

2025-26 OVERALL STATISTICS

Overall: 16-7 Home: 13-1 Away: 3-3 Neutral: 0-3 Big Ten: 8-4

Game Records

Record	Overall	Home	Away	Neutral
ALL GAMES	16-7	13-1	3-3	0-3
CONFERENCE	8-4	5-1	3-3	0-0
NON-CONFERENCE	8-3	8-0	0-0	0-3

Score by Periods

Team	1st	2nd	OT	TOT
UCLA	869	925	21	1815
Opponents	742	839	22	1603

Team Box Score

No.	Player				Total		3-Point		F-Throw		Rebounds													
		GP-GS	MIN	AVG	FG-FGA	FG%	3FG-3FGA	3FG%	FT-FTA	FT%	OFF	DEF	TOT	AVG	PF	DQ	A	TO	BLK	STL	PTS	AVG		
34	BILODEAU, Tyler	21-20	648:46	30.9	122-235	.519	42-94	.447	97-112	.866	28	92	120	5.7	59	2	24	29	9	12	383	18.2		
2	DENT, Donovan	22-21	757:01	34.4	111-265	.419	8-38	.211	68-110	.618	7	47	54	2.5	38	1	154	45	10	34	298	13.5		
55	CLARK, Skyy	14-13	409:44	29.3	65-137	.474	34-70	.486	25-28	.893	6	33	39	2.8	39	1	32	15	2	20	189	13.5		
0	PERRY, Trent	22-11	607:16	27.6	80-177	.452	30-71	.423	77-91	.846	16	50	66	3.0	35	0	60	28	1	22	267	12.1		
3	DAILEY JR., Eric	22-22	618:37	28.1	93-196	.474	15-61	.246	46-62	.742	31	97	128	5.8	44	2	31	33	5	16	247	11.2		
1	BOOKER, Xavier	23-21	466:47	20.3	71-120	.592	16-33	.485	17-23	.739	27	56	83	3.6	42	0	24	17	30	4	175	7.6		
4	BROWN, Jamar	23-2	429:29	18.7	42-89	.472	22-58	.379	16-16	1.000	25	54	79	3.4	42	1	12	10	2	16	122	5.3		
5	WILLIAMS, Brandon	22-4	274:13	12.5	22-58	.379	5-21	.238	9-15	.600	22	20	42	1.9	28	0	11	7	5	7	58	2.6		
24	JAMERSON II, Steven	23-1	257:47	11.2	18-26	.692	0-0	.000	14-23	.609	29	27	56	2.4	58	0	14	17	12	18	50	2.2		
8	FREENY, Eric	16-0	159:11	9.9	8-25	.320	4-12	.333	2-2	1.000	4	13	17	1.1	10	0	5	4	3	1	22	1.4		
23	PEOPLES JR., Anthony	3-0	07:02	2.3	1-2	.500	0-0	.000	0-0	.000	2	1	3	1.0	1	0	0	0	0	0	2	0.7		
30	SEIDLER, Jack	4-0	06:56	1.7	1-4	.250	0-1	.000	0-1	.000	1	3	4	1.0	0	0	0	0	0	0	2	0.5		
7	HORRY, Christian	4-0	07:13	1.8	0-2	.000	0-1	.000	0-0	.000	0	0	0	0.0	0	0	1	0	0	0	0	0.0		
Team											32	36	68					12						
Total		23	4650		634-1336	.475	176-460	.383	371-483	.768	230	529	759	33.0	396	7	368	217	79	150	1815	78.9		
Opponents		23	4650		540-1282	.421	172-577	.298	351-463	.758	245	508	753	32.7	434	9	320	293	57	118	1603	69.7		

Team Statistics

	UCLA	OPP
Scoring	1815	1603
Points per game	78.9	69.7
Scoring margin	+9.2	-
Field goals-att	634-1336	540-1282
Field goal pct	.475	.421
3 point fg-att	176-460	172-577
3-point FG pct	.383	.298
3-pt FG made per game	7.7	7.5
Free throws-att	371-483	351-463
Free throw pct	.768	.758
F-Throws made per game	16.1	15.3
Rebounds	759	753
Rebounds per game	33.0	32.7
Rebounding margin	+0.3	-
Assists	368	320
Assists per game	16.0	13.9
Turnovers	217	293
Turnovers per game	9.4	12.7
Turnover margin	+3.3	-
Assist/turnover ratio	1.7	1.1
Steals	150	118
Steals per game	6.5	5.1
Blocks	79	57
Blocks per game	3.4	2.5
Winning streak	1	-
Home win streak	1	-
Attendance	86852	57495
Home games-Avg/Game	14-6204	6-9583
Neutral site-Avg/Game	-	3-9332

Team Results

Date	Opponent		Score	Att.
11/03/2025	Eastern Wash.	W	80-74	3615
11/07/2025	Pepperdine	W	74-63	9103
11/10/2025	West Ga.	W	83-62	4133
11/14/2025	vs Arizona	L	65-69	7554
11/18/2025	Sacramento St.	W	79-48	4735
11/21/2025	Presbyterian	W	86-46	4142
11/25/2025	vs California	L	72-80	7293
12/03/2025	at Washington	W	82-80	6700
12/06/2025	Oregon	W	74-63	7022
12/13/2025	vs Gonzaga	L	72-82	13148
12/17/2025	Arizona St.	W	90-77	5553
12/19/2025	Cal Poly	W	108-87	4123
12/23/2025	UC Riverside	W	97-65	4475
01/03/2026	at Iowa	L	61-74	12657
01/06/2026	at Wisconsin	L	72-80	13644
01/10/2026	Maryland	W	67-55	6879
01/14/2026	at Penn St.	W	71-60	5836
01/17/2026	at Ohio St.	L	74-86	12937
01/20/2026	Purdue	W	69-67	10235
01/24/2026	Northwestern	W	71-64	7444
01/28/2026	at Oregon	W	73-57	5721
01/31/2026	Indiana	Lot2	97-98	10086
02/03/2026	Rutgers	W	98-66	5307