

M 2025-26 MARYLAND MEN'S BASKETBALL

GAME 16

UCLA | JANUARY 10, 2026 | 8 PM ET (5 PM PT) | PAULEY PAVILION | FOX

2025-26 SCHEDULE

NOVEMBER

Date	Day	UMD	Opponent	TV	Time/Result
3	Mon.		vs. Coppin State ¹	BTN	W, 83-61
7	FRI.		GEORGETOWN	FS1	L, 60-70
11	TUE.		ALCORN STATE	BIG+	W, 84-64
15	Sat.		at Marquette	Peacock	W, 89-82
19	WED.		MOUNT ST. MARY'S	BIG+	W, 95-90 (OT)
24	Mon.		vs. UNLV ²	TNT	W, 74-67
25	Tue.		vs. #12 Gonzaga ²	truTV	L, 61-100
26	Wed.		vs. #8 Alabama ²	TNT	L, 72-105

DECEMBER

Date	Day	UMD	Opponent	TV	Time/Result
2	TUE.		WAGNER	BTN	W, 89-63
6	Sat.		at RV/25 Iowa*	FS1	L, 64-83
13	SAT.		#2/1 MICHIGAN*	FOX	L, 83-101
20	Sat.		at #23/22 Virginia	ESPN	L, 72-80
28	SUN.		OLD DOMINION	BTN	W, 73-58

JANUARY

Date	Day	UMD	Opponent	TV	Time/Result
2	FRI.		OREGON*	PEACOCK	L, 54-64
7	WED.		RV INDIANA*	BTN	L, 66-84
10	Sat.		at RV UCLA*	FOX	8 PM
13	Tue.		at RV USC*	FS1	10:30 PM
18	SUN.		PENN STATE*	BTN	12 PM
21	Wed.		at #16 Illinois*	BTN	7 PM
24	Sat.		at #12 Michigan State*	CBS	12 PM

FEBRUARY

Date	Day	UMD	Opponent	TV	Time/Result
1	SUN.		#5 PURDUE*	CBS	1 PM
5	THU.		OHIO STATE*	FS1	8:30 PM
8	Sun.		at Minnesota*	BTN	2 PM
11	WED.		#19 IOWA*	FS1	6 PM
15	Sun.		at Rutgers*	FS1	12 PM
18	Wed.		at Northwestern*	BTN	8 PM
21	SAT.		WASHINGTON*	PEACOCK	3 PM
25	Wed.		at #10 Nebraska*	BTN	7 PM

MARCH

Date	Day	UMD	Opponent	TV	Time/Result
1	SUN.		RUTGERS*	FS1	12 PM
4	Wed.		at Wisconsin*	FS1	8 PM
8	SUN.		#16 ILLINOIS*	FOX	3 PM

Bold denotes home game * denotes Big Ten Game; All games listed as Eastern Time; 1 denotes CFG Bank Arena, Baltimore, MD; 2 denotes Players Era Tournament, Las Vegas, NV

MEDIA CONTACTS

Primary Contact: John Sinnett
Assistant AD - Strategic Communications & Content Dev.
Email / Phone: jsinnett@umd.edu / (c) 413-687-2237

Secondary Contact: Jake Freeland
Strategic Communications Assistant
Email / Phone: freeland@umd.edu / (c) 973-951-3949

THE MATCHUP



MARYLAND TERRAPINS

2025-26 Record: 7-8, 0-4 B1G (Kenpom: 115, NET: 164)
Head Coach: Buzz Williams (Oklahoma City '94)
Years / Record at UMD: 1st / 7-8 (.467)
Overall Years / Record: 19th / 380-236 (.617)

2025-26 Top Scorer: Payne / 17.5 ppg / 175 pts
2025-26 Top Rebounder: Washington / 9.0 rpg / 63 reb
2025-26 Top Assists: Coit / 2.9 apg / 43 ast
2025-26 Top Blocks: Payne / 1.1 bpg / 11 blk

at



UCLA BRUINS

2025-26 Record: 10-5, 2-2 B1G (Kenpom: 39, NET: 44)
Head Coach: Mick Cronin (Cincinnati '97)
Years / Record at UCLA: 1st / 148-69 (.682)
Overall Years / Record: 23rd / 513-240 (.681)

2025-26 Top Scorer: Bilodeau / 18.1 ppg / 235 pts
2025-26 Top Rebounder: Dailey, Jr. / 5.6 rpg / 79 reb
2025-26 Top Assists: Dent / 6.5 apg / 91 ast
2025-26 Top Blocks: Booker / 1.2 bpg / 18 blk

COVERAGE

Radio: Josh Maurer (xpr), Chris Knoche (analyst)
Tom Marchitto (engineer)

TV: FOX
Gus Johnson, Jim Jackson, Allison Williams

Maryland Sports Network: One Maryland App,
WJZ-FM 105.7 FM (Baltimore), The TEAM 980 AM (DC)

Stream: www.foxsports.com
SiriusXM: Channel 372, Sirius XM App

SERIES INFORMATION

Overall Record	Maryland trails 4-7	Longest Maryland Streak	Won 2
Home / Away / Neutral	2-2 / 1-2 / 1-3	Longest UCLA Streak	Won 3 (2x)
Current Streak	Maryland won 2	Largest Maryland Win	1/10/25 - 79-61 (+18)
Last Meeting	1/10/25 - W, 79-61	Largest UCLA Win	3/18/00 - 105-70 (+35)

RIGHT HERE, RIGHT NOW

TERPS HEAD WEST FOR LA ROAD SWING ...

▶ Looking to pick up its first Big Ten win of the season, Maryland will head west for a two-game road swing to California starting with UCLA on Saturday. The game will tip at 8 PM ET (5 PM PT) and will be televised on FOX. Terp alum and current Milwaukee Brewers announcer Josh Maurer will call the action for the Maryland Sports Radio Network alongside Chris Knoche for both games in Los Angeles.

TERPS VS. BRUINS ...

- ▶ UCLA leads the all-time series 7-4 although Maryland has won the last two meetings including the December 2023 game which was the Terps' first-ever true road win in the series.
- ▶ Of the four new additions to the Big Ten, Maryland and UCLA continue to build on their history dating back to 1973. This will mark the fourth straight year the teams have met during the regular season after UCLA won in College Park in 2022-23 and the Terps won in Westwood in 2023-24 as non-conference opponents. In the December 2023 road win, Jahmir Young was sensational with 37 points including 23 in the first half.
- ▶ The teams met for their first home-and-home during the 1973-74 and 1974-75 seasons when both teams were ranked in the top-5 nationally.

HARDEST EARLY SCHEDULE STRETCH IN 70 YEARS ...

- ▶ The 2025-26 schedule has turned into one of Maryland's toughest of all-time with four AP Top 25 teams in an early six-game stretch (Iowa was No. 25 in USA Today Coaches Poll, but receiving votes in AP Top 25 poll). The closest previously was Maryland's 1955-56 schedule that had three straight AP ranked teams (#12 Kentucky, #11 North Carolina, No. 16 Michigan State) and then No. 7 George Washington in an early six-game stretch.
- ▶ The 10 games featuring AP-ranked opponents on the regular-season schedule marks the most for a single season since facing 12 in 2003-04.
- ▶ The Terps have had a total of 34 games missed this year due to injury including leading scorer Pharrel Payne (17.5ppg) who has missed the last four after being injured against Michigan.

PALPABLE BUZZ ...

- ▶ Buzz Williams was named head coach at Maryland on April 2, 2025 after re-building Texas A&M into a program that reached three consecutive NCAA Tournaments. For his career, he is seeking to become one of just three NCAA Division I head coaches to post 100 career wins at four different institutions joining Maryland Hall of Fame Coach Lefty Driesell (Davidson, Maryland, James Madison, Georgia State) and Steve Alford (Iowa, New Mexico, UCLA, Nevada).

2025-26 NUMERICAL ROSTER

No.	Name	Cl.	Pos.	Ht.	Wt.	Hometown / High School / Previous School	Instagram	Twitter
1	Darius Adams	Fr.	G	6-5	190	Manchester, NJ / La Lumiere School (IN)	dariussadams	dariusadamss
2	Myles Rice	R-Jr.	G	6-3	185	Columbia, SC / Sandy Creek / Washington State / Indiana	mylesriceee	mylesriceee
4	Rakease Passmore	So.	G	6-5	195	Palatka, FL / Combine Academy / Kansas	nba.kease	rakease
7	Andre Mills	R-Fr.	G	6-4	205	Boston, MA / Brimmer and May School / Texas A&M	andre2timez1	Andre2timez1
8	David "Diggy" Coit	Gr.	G	5-11	180	Columbus, NJ / Scotland (Pa.) Campus Sports / Atlantic Cape CC / Northern Illinois / Kansas	diggycoit	diggycoit11
9	Solomon Washington	Sr.	F	6-7	220	New Orleans, LA / Carver / Texas A&M	nolimit_sa	nolimitsa_1
11	George Turkson, Jr.	R-Fr.	G/F	6-7	220	Lowell, MA / Bradford Christian Academy / Texas A&M	georgeturksonjr	GeorgeTurksonJr
12	Isaiah Watts	Jr.	G	6-3	180	West Seattle, WA / South Kent (CT) / Washington State	isaiahdwatts12	isaiahdwatts
13	Elijah Saunders	Sr.	F	6-8	240	Phoenix, AZ / Sunnyslope / San Diego State / Virginia	elijah_saunders	n/a
15	Jaziah Harper	Fr.	G/F	6-7	190	Oak Park, IL / Bosco Institute	jaziaharper	jaziaharper
18	Guillermo Del Pino	Fr.	G	6-5	183	Cordoba, Spain / Unicaja Malaga Academy	guille.dpl	n/a
21	Pharrel Payne	Sr.	F/C	6-9	250	Cottage Grove, MN / Park / Minnesota / Texas A&M	pharrelpayne_22	pharrelpayne
24	Aleks Alston	Fr.	F	6-10	220	Chicago, IL / Kenwood Academy	aleksalston	alston_aleks
25	Nick Blake	Fr.	G	6-2	180	Orlando, FL / Olympia	nickblake25	nickblake25
30	Lukas Sotell	Jr.	G	6-3	180	Stamford, Conn. / Stamford / Montverde Academy	lukassotell	LukasSotell
45	Collin Metcalf	Sr.	C	6-9	240	Nortof, Germany / Humphreys / Northeastern	collinmetcalf	collin03123762

Head Coach: Buzz Williams (Oklahoma City '94) 1st season at Maryland / 19th season overall

Associate Head Coach: Devin Johnson (New Orleans '08) 1st season

Assistant Coach: Lyle Wolf (Transylvania '10) 1st season

Assistant Coach: Steve Roccaforte (Lamar '89) 1st season

Assistant Coach / Director of Player Personnel: Aki Collins (Clark Atlanta '97) 1st season

Director of Process: Josh Chambers (Virginia Tech '14) 1st season

Director of Basketball Strategy and Analytics: TJ Ryan (Franklin College '18) 1st season

Program Director for Sports Medicine / Head Men's Basketball Athletic Trainer: Eddie Benion, MS, LAT, ATC, PES, CES (Missouri '95) 1st season

Director of Strength and Resilience: Steve Gephardt (Arizona State '06) 1st season

Director of Basketball Operations: Grant Hendrix (Auburn '17) 1st season

Director of Basketball Administration and Head Coach Operations: Kayla Hackenberg (Ohio State '18) 1st season

Special Assistant to the Head Coach: Greg Young (Howard Payne '86) 1st season

Graduate Assistant: Jelani Spain (Texas A&M '24) 1st season

Graduate Assistant: Seth Allen (Virginia Tech '17) 1st season

2025-26 ALPHABETICAL ROSTER

No.	Name	Cl.	Pos.	Ht.	Wt.	Hometown / High School / Previous School	Instagram	Twitter
1	Darius Adams	Fr.	G	6-5	190	Manchester, NJ / La Lumiere School (IN)	dariussadams	dariusadamss
24	Aleks Alston	Fr.	F	6-10	220	Chicago, IL / Kenwood Academy	aleksalston	alston_aleks
25	Nick Blake	Fr.	G	6-2	180	Orlando, FL / Olympia	nickblake25	nickblake25
8	David "Diggy" Coit	Gr.	G	5-11	180	Columbus, NJ / Scotland (Pa.) Campus Sports / Atlantic Cape CC / Northern Illinois / Kansas	diggycoit	diggycoit11
18	Guillermo Del Pino	Fr.	G	6-5	183	Cordoba, Spain / Unicaja Malaga Academy	guille.dpl	n/a
15	Jaziah Harper	Fr.	G/F	6-7	190	Oak Park, IL / Bosco Institute	jaziaharper	jaziaharper
45	Collin Metcalf	Sr.	C	6-9	240	Nortof, Germany / Humphreys / Northeastern	collinmetcalf	collin03123762
7	Andre Mills	R-Fr.	G	6-4	205	Boston, MA / Brimmer and May School / Texas A&M	andre2timez1	Andre2timez1
4	Rakease Passmore	So.	G	6-5	195	Palatka, FL / Combine Academy / Kansas	nba.kease	rakease
21	Pharrel Payne	Sr.	F/C	6-9	250	Cottage Grove, MN / Park / Minnesota / Texas A&M	pharrelpayne_22	pharrelpayne
2	Myles Rice	R-Jr.	G	6-3	185	Columbia, SC / Sandy Creek / Washington State / Indiana	mylesriceee	mylesriceee
13	Elijah Saunders	Sr.	F	6-8	240	Phoenix, AZ / Sunnyslope / San Diego State / Virginia	elijah_saunders	n/a
30	Lukas Sotell	Jr.	G	6-3	180	Stamford, Conn. / Stamford / Montverde Academy	lukassotell	LukasSotell
11	George Turkson, Jr.	R-Fr.	G/F	6-7	220	Lowell, MA / Bradford Christian Academy / Texas A&M	georgeturksonjr	GeorgeTurksonJr
9	Solomon Washington	Sr.	F	6-7	220	New Orleans, LA / Carver / Texas A&M	nolimit_sa	nolimitsa_1
12	Isaiah Watts	Jr.	G	6-3	180	West Seattle, WA / South Kent (CT) / Washington State	isaiahdwatts12	isaiahdwatts

PRONUNCIATIONS

15 Jaziah Harper	ja-zi-uh
18 Guillermo Del Pino	Gee-er-mo del peeno
21 Pharrel Payne	fah-rel
24 Aleks Alston	alex
30 Lukas Sotell	so-tell
Steve Roccaforte	rock-ah-for-tay
Aki Collins	AH-kee

QUICK FACTS

Location	College Park, Md.
Conference	Big Ten
Enrollment	41,725
Founded	1856
Colors	Red, White, Black, Gold
Nickname	Terrapins, Terps
Arena (Capacity)	XFINITY Center (17,300)
President	Dr. Darryll J. Pines (California '86)
Athletics Director	Jim Smith (Northwestern '88)
2024-25 Overall Record	27-9
2024-25 Big Ten Record	14-6 (2nd)
2025 Big Ten Tournament Finish	Semifinals
Postseason Finish	NCAA Sweet Sixteen

First Year of Basketball:	1910-11
Overall All-Time Record:	1,697-1,157 (.595) / 107th Year
NCAA Tournament Appearances/Last:	31 / 2025
National Championships:	1 (2002)
NCAA Final Fours:	2 (2001, 2002)
NCAA Elite Eights:	4 (1973, 1975, 2001, 2002)
NCAA Sweet 16:	15
	(1958, 1973, 1975, 1980, 1984, 1985, 1994, 1995, 1998, 1999, 2001, 2002, 2003, 2016, 2025)
Conference Championships:	11
	Tournament (4) — 1931, 1958, 1984, 2004;
	Regular Season (7) — T-1932, 1975, 1980, T-1995, 2002, T-2010, T-2020)

MARYLAND VS. UCLA SERIES HISTORY

LAST TIME THEY MET - JANUARY 10, 2025

COLLEGE PARK, MD - Led by Ja'Kobi Gillespie's career-high 27 points, Maryland men's basketball downed No. 22 UCLA, 79-61, at XFINITY Center. Maryland (12-4, 2-3 in Big Ten), ranked No. 24 in the NCAA NET, advanced to 10-1 at home, and head coach Kevin Willard earned his seventh win over a ranked team as the head man for the Terps. The win by 18 points is Maryland's largest over a ranked team since beating No. 5 Michigan State, 80-62, on Nov. 27, 2008.

The Terps led most of the game despite not having a lead of more than 10 points until Gillespie drilled four consecutive free throws to put them ahead 64-51 with 5:14 remaining after UCLA head coach Mick Cronin was assessed a double technical foul. Maryland led the entire second half and outscored the Bruins 39-25 in the period.

Gillespie shot 7-of-13 from the floor. He scored 16 of his 27 points in the first half and finished with four makes from three-point land. The junior added four assists and four steals to his stat line.

Julian Reese commanded the paint, scoring 16 points, pulling down 10 rebounds and recording two steals and two blocks. He earned the 29th double-double of his career, ranking as the eighth most in program history.

Selton Miguel was the third Terp to score in double figures. He scored 11 points, added three assists, and two steals. Tafara Gapare came off the bench and scored eight points. He also made a tremendous impact defensively, recording two blocks and a steal.

Maryland's defense, ranked 23rd nationally in efficiency per KenPom, was a major key to the victory. It forced 21 turnovers, including 11 in the first half alone. This total was a season-high for UCLA.

UCLA (11-5, 2-3 Big Ten) was led by Tyler Bilodeau's 18 points. This was the Bruins' fourth loss in five games after starting the season 10-1 and being ranked as high as No. 15 in the AP Poll.

Willard and Cronin worked together on Rick Pitino's Louisville staff from 2001-03. This was their sixth meeting as head coaches, dating back to their tenures at Seton Hall and Cincinnati.



Official Basketball Box Score - Final
UCLA at Maryland
01/10/25 XFINITY Center, College Park
2024-25 Men's Basketball

Game Time: 8:00 PM
Game Duration: 2:04
Attendance: 15,172

Officials: Jeffrey Anderson, Michael Reed, Tim Comer

UCLA - 61

Record: 11-5 (2-3)

NO.	Name	Min	FG	3P	FT	Rebounds	Fouls	TP	AS	TO	ST	Blocks	+/-
			M-A	M-A	M-A	OR DR TOT	PF FD					BS BA	
3	Eric Dailey Jr.	29:09	3-9	1-4	1-1	4 1 5	5 3	8	1	2	0	0 1	-13
34	Tyler Bilodeau	34:40	7-12	0-0	4-6	3 1 4	2 6	18	0	4	1	0 2	-16
0	Kobe Johnson	38:44	2-5	1-3	2-2	2 4 6	2 3	7	4	2	1	0 0	-17
2	Dylan Andrews	17:22	3-6	1-3	0-0	0 1 1	2 2	7	1	3	1	0 1	-11
55	Sky Clark	23:05	1-2	0-1	1-2	0 1 1	3 2	3	2	3	0	0 0	-15
12	Sebastian Mack	13:54	1-3	1-1	0-0	1 1 2	1 0	3	0	2	1	0 0	-16
24	William Kyle III	10:06	0-0	0-0	0-0	0 0 0	0 0	0	0	1	0	0 0	-9
1	Trent Perry	20:48	4-11	1-4	1-1	1 3 4	2 1	10	3	1	2	0 1	3
10	Lazar Stefanovic	08:47	1-4	1-2	2-2	1 2 3	1 1	5	0	2	0	0 0	2
15	Aday Mara	03:25	0-1	0-0	0-0	2 0 2	1 0	0	0	0	0	0 0	2
Team						1 1 2		0		1			
Totals			22-53	6-18	11-14	15 15 30	21 18	61	11	21	6	0 5	-18

Technical Fouls: Coach 2nd 5:14 Coach 2nd 5:14

Shooting By Period			
1 st FG%	13-28	46.4%	
3PT%	4-11	36.4%	
FT%	6-6	100%	
2 nd FG%	9-25	36.0%	
3PT%	2-7	28.6%	
FT%	5-8	62.5%	
GM FG%	22-53	41.5%	
3PT%	6-18	33.3%	
FT%	11-14	78.6%	

Dead Ball Rebounds: 2, 1

Maryland - 79

Record: 12-4 (2-3)

NO.	Name	Min	FG	3P	FT	Rebounds	Fouls	TP	AS	TO	ST	Blocks	+/-
			M-A	M-A	M-A	OR DR TOT	PF FD					BS BA	
9	Selton Miguel	29:52	4-9	1-3	2-2	0 1 1	2 1	11	3	0	2	0 0	18
10	Julian Reese	32:24	7-8	0-0	2-3	3 7 10	4 3	16	1	1	3	2 0	16
25	Derek Queen	32:12	3-7	0-1	2-3	1 4 5	3 2	8	1	5	0	0 0	21
0	Ja'Kobi Gillespie	34:30	7-13	4-8	9-9	1 1 2	3 7	27	4	4	1	0 0	25
1	Rodney Rice	28:40	2-5	1-3	0-0	1 1 2	2 1	5	2	0	1	0 0	19
8	Jaylon Young	07:38	0-1	0-1	1-2	1 0 1	2 1	1	0	1	0	0 0	-5
5	DeShawn Harris-Smith	16:18	1-3	0-1	1-1	0 0 0	0 3	3	1	3	1	0 0	6
6	Tafara Gapare	14:13	3-4	1-2	1-1	0 2 2	3 1	8	0	1	1	2 0	1
7	Malachi Palmer	03:02	0-0	0-0	0-0	0 1 1	0 0	0	0	0	0	0 0	-9
22	Jordan Geronimo	01:11	0-0	0-0	0-0	0 0 0	0 0	0	0	0	0	0 0	-2
Team						1 0 1		0		1			
Totals			27-50	7-19	18-21	8 17 25	19 19	79	12	16	12	5 0	18

Technical Fouls: Gapare 1st 3:06

Shooting By Period			
1 st FG%	15-29	51.7%	
3PT%	4-9	44.4%	
FT%	6-7	85.7%	
2 nd FG%	12-21	57.1%	
3PT%	3-10	30.0%	
FT%	12-14	85.7%	
GM FG%	27-50	54.0%	
3PT%	7-19	36.8%	
FT%	18-21	85.7%	

Dead Ball Rebounds: 2, 0

	UCLA	UMD
Biggest lead	4 (1 st 14:53)	24 (2 nd 1:03)
Best Scoring Run	7 (1 st 8:19)	11 (1 st 11:23)
Lead Changes	4	
Times Tied	1	
Time with Lead	03:21	35:34

Points from	UCLA	UMD
Turnovers	20	26
Paint	20	38
Second Chance	12	10
Fast Breaks	2	11
Bench	18	12

Period by Period Scoring			
	1st	2nd	TOT
UCLA	36	25	61
UMD	40	39	79

SERIES RECORD

MARYLAND TRAILS 4-7

Date	Location	W/L	Score
12-1-73	A	L	64-65
12-28-74	H ¹	L	75-81
12-29-81	A	L	57-90
12-23-82	H	W (2OT)	80-79
12-9-95	N ²	L	63-73
11-27-98	N ³	W	70-54
3-18-00	N ⁴	L	70-105
11-19-07	N ⁵	L	59-71
12-14-23	H	L	60-87
12-22-23	A	W	69-60
1-10-25	H	W	79-61

1-Maryland Invitational at College Park, Md. (Cole Field House); 2-John Wooden Classic at Anaheim, Calif. (Arrowhead Pond of Anaheim); 3-Puerto Rico Shootout at Bayamon, P.R. (Eugenio Guerra Sports Complex); 4-NCAA Tournament at Minneapolis, Minn. (HHH Metrodome); 5-CBE Classic at Kansas City, Mo. (Sprint Center)

SERIES PROFILE

Terps at Home:	2-2
Terps at Cole Field House:	1-1
Terps at XFINITY Center:	1-1
Terps on the Road:	1-2
Terps at Neutral Site:	1-3
Terps since 1953-54:	4-7
Last 10 Games:	4-6

Current Streak: Maryland won 2

Longest UMD Win Streak: 2

Longest UCLA Win Streak: 3 (2x)

Largest Win Margin: 1/10/25 - 79-61 (+18)

Largest Loss Margin: 3/18/00 - 70-105 (-35)

Most UMD Points Scored: 80 (80-79 2OT on 12/23/1982)

Most UCLA Points Scored: 105 (105-70 on 3/18/2000)

AP RANKED GAMES

DATE	MARYLAND	UCLA
12-1-73	4	1
12-28-74	5	3
12-29-81	-	16
12-23-82	-	3
12-9-95	20	-
11-27-98	5	10
3-18-00	-	-
11-19-07	-	1
12-14-23	20	16
1-10-25	-	22

SERIES NOTES

► Maryland and UCLA have a long history dating to when Hall of Fame Maryland head coach Lefty Driesell famously declared the Terrapins had the 'potential to be the UCLA of the East Coast' when he was introduced as Maryland's head coach in 1969. The teams met for their first home-and-home during the 1973-74 and 1974-75 seasons when both teams were ranked in the top-5 at the time of the games. UCLA won both games as the No. 1 Bruins edged the No. 4 Terrapins, 65-64 on Dec. 1, 1973, in Westwood. A year later at Cole Field House, No. 3 UCLA beat No. 5 Maryland, 81-75 on Dec. 28, 1974.

► The teams played another pair of games in the early 1980s with UCLA beating the Terps 90-57 at Pauley Pavilion on Dec. 29, 1981. Maryland won its first game in the series, upsetting the then-No. 3 Bruins, 80-79, on Dec. 23, 1982, at Cole Field House in double-overtime.

► The teams have played four games at neutral sites since with Maryland winning a Top-10 match-up on Nov. 27, 1998, as the No. 5 Terps beat the No. 10 Bruins, 70-54, in Puerto Rico. The last meeting came on Nov. 19, 2007, in Kansas City as part of the College Basketball Experience Classic as the No. 1-ranked Bruins beat Maryland, 71-57.

TERRAPIN TEAM NOTES (CONT.)

NEW TERPS

- ▶ The 107th edition of Maryland basketball will feature a nearly brand new squad from the 2024-25 Sweet Sixteen team. Of the 16 players on the roster, 15 are new including five true freshmen. Junior guard **Lukas Sotell** is the lone returner on the 2025-26 roster.
- ▶ Maryland's roster does feature a mix of high-level players with significant experience. **Pharrel Payne** and **Myles Rice** have been consistent starters throughout their career and bring experience in the Big Ten. **Elijah Saunders** was part of the San Diego State team that reached a national championship game in 2022-23. **Solomon Washington** helped Coach **Buzz Williams** and Texas A&M reach three consecutive NCAA Tournaments – a first for the program.

Big Ten Teams With 13-Or-More New Players (2025-26)

Team	New Players	Total Players
Indiana	15	17
Maryland	15	16
Minnesota	14	15
USC	13	16
Washington	13	15

National Teams With 15-Or-More New Players (2025-26)

Team	New Players	Total Players
Bryant	16	19
La Salle	16	17
Northern Illinois	16	16
Pacific	16	18
Arkansas State	15	15
Baylor	15	15
Cal State Fullerton	15	16
California	15	18
Central Michigan	15	15
Cleveland State	15	15
Coppin State	15	17
Georgia Southern	15	17
Indiana	15	17
Iona	15	16
Maryland	15	16
Murray State	15	15
Southern Miss	15	18
West Virginia	15	15
Western Illinois	15	15

PORTAL CLASS RANKS 7TH ENTERING 2025-26

- ▶ With a completely new roster build from last season, the Terps heavily relied on the transfer portal which ranked as the 7th-best portal class in the country.

Maryland Transfer Newcomers	Prior School
C Pharrel Payne	Texas A&M
F Solomon Washington	Texas A&M
G/F George Turkson	Texas A&M
G Andre Mills	Texas A&M
G David Coit	Kansas
G Rakease Passmore	Kansas
G Myles Rice	Indiana
G Isaiah Watts	Washington State
F Elijah Saunders	Virginia
C Collin Metcalf	Northeastern

>>7th ranked transfer portal class in B1G per 247 Sports

MILESTONE WATCH

- ▶ Four Terps are on track to reach a pair of milestones this season with 100 career games and/or 1,000 career points: **Diggy Coit**, **Pharrel Payne**, **Elijah Saunders**, and **Solomon Washington**.
- ▶ Payne reached his 100th career game at Marquette and scored his 1,000th career point against UNLV. Coit played in his 100th career game against Alabama, while Washington did so against No. 2 Michigan.
- ▶ **Myles Rice** (923 pts) will become the next Terp to hit 1,000 career points, while Coit leads the clubhouse with a team-best 1,421 career points.

Player	Career Games Played	Career Points
Diggy Coit	107 (66 starts)	1,421
Pharrel Payne	106 (47 starts)	1,094
Myles Rice	78 (63 starts)	921
Elijah Saunders	97 (61 starts)	670
Solomon Washington	104 (54 starts)	572

DIGGY, DIGGY, DIGGY CAN'T YOU SEE

- ▶ **Diggy Coit** had himself a night in the win over Mount St. Mary's. The graduate guard scored 41 points to set a new XFINITY Center single-game scoring record. The previous XFINITY Center record was 39 by Diamond Stone in 2015 for Maryland and 39 by Jamison Battle of Minnesota in 2022.
- ▶ Coit scored 16 of Maryland's final 19 points in the last 6:27 of the second half including the game-tying three pointer to force overtime.
- ▶ Overall, Coit finished with a ridiculous stat line: 11-of-17 from the floor, 8-of-10 beyond the arc, and 11-of-11 at the free throw line. Dating back to 2004, he is one of 14 players to shoot 64 percent or better from the floor with 8-or-more threes and 11-or-more made free throws.

2025-26 NCAA Top Single-Game Scoring Totals

Rk	Player	PTS	Date	Team/Opponent
1	Dennis Parker, Jr	53	12/14/25	Radford vs. Coppin St.
2	Paul McNeil, Jr	47	12/17/25	NC State vs. Texas So.
3	Lamar Wilkerson	44	12/9/25	Indiana vs. Penn State
4	Brycen Blaine	42	11/10/25	Charleston So. @ Citadel
5	Dior Johnson	42	11/14/25	Tarleton State @ Baylor
6	Jordan Ellerbee	42	11/26/26	FGCU vs. Kennesaw St.
7	Diggy Coit	41	11/19/25	Maryland vs. Mt. St. Mary's

RARE MARYLAND 40-POINT EFFORTS

- ▶ Coit's career-high 41 points are tied for the third-most in a game in Maryland history with Grevis Vasquez (at Virginia Tech, Feb. 27, 2010), Len Bias (at Duke, Jan. 25, 1986) and Gene Shue (vs. Washington & Lee, Feb. 12, 1953).
- ▶ The only players in Maryland history to record more points in a game are Ernest Graham with a school-record 44 vs. NC State on Dec. 20, 1978, and Al Bunge with 43 vs. Yale on Jan. 4, 1960.
- ▶ Additionally, Coit's eight 3-point field goals in a game are second only to school-record holder Mike Jones, who had nine vs. Kansas City on Dec. 13, 2006. That is also the XFINITY Record, making Coit second.

Player	Opponent	Points
Ernest Graham	vs. NC State (12/20/78)	44
Al Bunge	vs. Yale (1/4/60)	43
Diggy Coit	vs. Mount St. Mary's (11/19/25)	41
Grevis Vasquez	at Virginia Tech (2/27/10)	41
Len Bias	at Duke (1/25/86)	41
Gene Shue	vs. Washington & Lee (2/12/53)	41

2025-26 RECORD WHEN ...

Overall	7-8
In B1G Games	0-4
In non-conference Games	7-4
At Home	4-4
Away	1-2
Neutral Sites	2-2
Day Games	1-1
Night Games	6-7
vs. Top 5 opponents	0-1
vs. Top 10 opponents	0-2
vs. Top 25 opponents	0-4
vs. unranked opponents	7-4
Leading at halftime	5-1
Trailing at halftime	1-7
Tied at halftime	1-0
Overtime	1-0
Shooting .500 or better	2-0
Shooting .451 to .499	1-1
Shooting .400 to .450	4-2
Shooting below .400	0-5
Opponent shooting .500 or better	0-4
Opponent shooting .451 to .499	1-2
Opponent shooting .400 to .450	2-1
Opponent shooting below .400	4-1
Higher FG% than opponent	6-0
Lower FG% than opponent	1-8
More 3-point FGs	3-3
Fewer 3-point FGs	4-5
Making more free throws	6-4
Making fewer free throws	0-4
Outrebounding opponent	4-3
Outrebounded by opponent	3-5
More turnovers than opponent	2-5
Fewer turnovers than opponent	5-2
Scoring more bench points	2-3
Scoring fewer bench points	5-4
Games decided by 3 or fewer	0-0
Games decided by 4 to 8	3-1
Games decided by 9 to 12	0-2
Games decided by 13 to 19	1-3
Games decided by 20 or more	3-2
Player scores 30+ points	2-1
Player scores 20+ points	5-2
Terps score under 60 points	0-1
Terps score 60-69 points	0-4
Terps score 70-79 points	2-2
Terps score 80-89 points	4-1
Terps score 90-99 points	1-0
Terps score 80+ points	1-0
Terps score 90+ points	1-0
Terps score 100+ points	0-0
Opp. player scores 30+ points	1-0
Opp. player scores 20+ points	3-6
Opponents score under 60 points	1-0
Opponents score 60-69 points	4-1
Opponents score 70-79 points	0-1
Opponents score 80-89 points	1-3
Opponents score 90-99 points	1-0
Opponents score over 100 points	0-3

TERRAPIN TEAM NOTES (CONT.)

DIGGY AMONG THE NATION'S TOP ACTIVE SCORERS

- **Diggy Coit's** 1,421 career points are 45th among active NCAA players.
- Coit has the 10th most career points among active Big Ten players. Chad Baker-Mazara is 40th with 1,444, while Prudue's Fletcher Loyer (32nd) is just ahead at 1,483 career points.
- Among the top 14 players under 6-0 on the scoring list, the 5-foot-11 Coit has the fifth-most career points.

RK	Player	Yr	Pos	Gms	Pts
41	Chad Baker-Mazara, USC	Sr.	F	134	1,448
42	Houston Mallette, Alabama	Sr.	G	115	1,441
43	Jalen Jackson, Butler	Sr.	G	103	1,438
44	Jlynn Counter, Col. of Charleston	Sr.	G	106	1,425
45	David Coit, Maryland	Sr.	G	107	1,421
46	Mark Mitchell, Missouri	Sr.	F	116	1,417

EARNING POINTS AT THE CHARITY STRIPE

- Maryland is one of the top teams in the Big Ten in getting to the free throw line and capitalizing on those opportunities.

Statistic	NCAA / B1G Rank	Total
Free Throws Made	41 / 2	288
Free Throws/Game	28 / 2	19.2
Free Throw Attempts	59 / 2	384
Free Throw Att/Game	34 / 3	25.6
Free Throw Percentage	81 / 9	75.0

- All told, 25.7% of Maryland's total points are coming on free throws, which is the 10th highest percentage nationally and the second highest among major conference teams.

Highest Pct. of Points from FTM – Major Conf. Teams This Season

Team	%Pts From FTs	Scoring Avg
USC	26.5%	84.1
Maryland	25.7%	74.6
Texas	25.4%	85.2
Georgetown	25.3%	77.8

DON'T HARM THESE GUYS

- **Darius Adams, Pharrel Payne, Andre Mills, and Diggy Coit** lead the Terps in earning trips to the free throw line. Combined, the quartet have drawn 105 total shooting fouls this season.
- Payne ranks 87th nationally and sixth in the Big Ten with 69 made free throws this year, while Adams ranks eighth in the B1G with 67.
- Payne is also 73rd in the nation and fourth in the Big Ten for free throw attempts with 96.
- Coit leads the team in free throw percentage at 92.5 percent which ranks fifth in the Big Ten.

Top Free Throw Performances - 2025-26 Maryland

Player	Opp	FT/FTA	Total Points
Darius Adams	Mount St. Mary's	17 / 21	19
Pharrel Payne	Wagner	14 / 20	30
Pharrel Payne	Georgetown	13 / 15	17
David Coit	Mount St. Mary's	11 / 11	41
Myles Rice	Georgetown	10 / 10	19
Darius Adams	Coppin State	10 / 12	16
Pharrel Payne	Coppin State	9 / 9	21

EFFICIENT PAYNE

- **Pharrel Payne** leads the Big Ten in active career field goal percentage and is eighth nationally. He is also one of the top offensive rebounders in the country.
- Payne has been a reliable scorer in the paint, as he's been over 60% from the field in all three of his previous collegiate seasons, and his 63.8% career field goal percentage is the best among active B1G players. Part of that field goal percentage is his ability to clean up around the rim, as he led the SEC last season in second chance points per 40 minutes.

Highest Career FG Percentage - Active B1G Players

	Current Team	Career FG%
Pharrel Payne	Maryland	.638
Oscar Cluff	Purdue	.617
Steven Jamerson II	UCLA	.587
Jacob Ognacevic	Washington	.577

Most Paint PPG – B1G Players This Season

Andrej Stojakovic (Illinois)	11.7
Trey Kaufman-Renn (Purdue)	11.2
Nick Boyd (Wisconsin)	10.9
Ezra Ausar (USC)	10.9
Pharrel Payne (Maryland)	10.6

PAYNE AMONG TOP BIG CENTER TRANSFERS

- Between his experience in the Big Ten at Minnesota and a year in the SEC at Texas A&M with **Buzz Williams**, **Pharrel Payne** is truly one of the top Power 4 centers in the country. At Texas A&M, he had his best collegiate season prior to Maryland, averaging 10.4 points while also pulling down 5.1 rebounds in just over 20 minutes played.

Highest Ranked B1G Center Transfers (Per 247Sports)

26. Morez Johnson Jr (Michigan)	Illinois
33. Pharrel Payne (Maryland)	Texas A&M
38. Oscar Cluff (Purdue)	South Dakota State
41. Zvonimir Ivisic (Illinois)	Arkansas

>>Rankings indicate their national rank in that category

20-POINT PAYNE

- For his career, **Pharrel Payne** now has 10 20-point games including his 30-point effort against Wagner.

Opponent	FGM-FGA	Points
Wagner (12/2/25)	8-11	30
Michigan (3/22/25)	10-13	26
Yale (3/20/25)	10-12	25
Vanderbilt (2/26/25)	9-13	23
Alabama (1/11/25)	6-8	23
Alcorn State (11/12/25)	8-10	22
Coppin State (11/3/25)	6-8	21
Rutgers (2/18/24)	8-12	21
UNLV (11/24/25)	7-8	20
Missouri (2/8/25)	7-9	20

BEST SEASON-OPENER EVER FOR A TERP TRANSFER

- **Pharrel Payne's** 21 points against Coppin State marked the most ever for a Maryland transfer in their first game as a Terp. Other notable scoring efforts in season-openers for a Terp, transfer or rookie, include 26 points vs. Georgetown by **Joe Smith** in 1993, **Derik Queen's** 22 points against Manhattan last season, and 19 points by **Jalen Smith** against Delaware in 2018 - all freshmen at the time.

2025-26 TEAM RANKINGS

Category	UMD	Nat / B1G
Points Per Game	74.6	243 / 16
Scoring Defense	78.1	295 / 18
Assists Per Game	10.8	347 / 17
Assist/TO Ratio	0.81	343 / 18
Blocks Per Game	2.8	273 / 13
Steals Per Game	5.8	295 / 14
Turnovers Per Game	13.3	275 / 18
FG Percentage	40.3	343 / 18
3FG Percentage	32.1	263 / 15
FT Percentage	75.0	81 / 9
Rebound Margin	0.0	239 / 15

2025-26 BIG TEN STANDINGS

Team	B1G	Pct.	Overall	Pct.	Last 10	Strk
Michigan	4-0	1.000	14-0	1.000	10-0	W14
Nebraska	4-0	1.000	15-0	1.000	10-0	W15
Purdue	4-0	1.000	14-1	.933	9-1	W6
Indiana	3-1	.750	12-3	.800	7-3	W4
Michigan State	3-1	.750	13-2	.867	8-2	W1
Minnesota	3-1	.750	10-5	.667	6-4	W5
Illinois	2-1	.667	11-3	.786	7-3	W3
Iowa	2-2	.500	12-3	.800	7-3	L1
Ohio State	2-2	.500	10-4	.714	6-4	L1
UCLA	2-2	.500	10-5	.667	6-4	L2
Wisconsin	2-2	.500	10-5	.667	6-4	W1
Oregon	1-3	.250	8-7	.533	4-6	L1
Rutgers	1-3	.250	8-7	.533	4-6	W1
USC	1-3	.250	12-3	.800	7-3	L2
Washington	1-3	.250	9-6	.600	5-5	L2
Northwestern	0-3	.000	8-6	.571	4-6	L1
Maryland	0-4	.000	7-8	.467	3-7	L2
Penn State	0-4	.000	9-6	.600	4-6	L2

BUZZ'S BUNCH OF JOY ICE CREAM

- **Buzz Williams** has become the latest Maryland head coach to have his own signature ice cream flavor made by the University of Maryland Dairy - Buzz's Bunch of Joy.
- The ice cream has a vanilla base with red velvet cake cubes and a vanilla crème anglaise.
- Current head coaches who have their own flavor include Mike Locksley (Pop, #LockedIn, Drop It), women's basketball head coach Brenda Frese (Brenda's Peanut butter Frese), women's lacrosse head coach Cathy Reese (Cathy Reese's Victory Swirl), men's soccer head coach Sasho Cirovski (Sasho's Crew Crunch), and field hockey head coach Missy Meharg (Terpresso).

SOLO'S RETURN

- ▶ After missing the first eight games of the season due to injury, Solomon Washington has given a veteran presence to the line-up since his return at the start of December. The senior is averaging 10.6 points and 9.0 rebounds in his seven games played.
- ▶ Washington made his Maryland debut on Dec. 2 against Wagner where he had 10 points and six rebounds.
- ▶ He had his first double-double as a Terp with 13 points and a career-high 13 rebounds against Old Dominion. That marked the second straight game he had double-figure rebounds (12 vs. Virginia).
- ▶ He added his second double-double of the year with a team-high 17 points and 12 rebounds against Oregon.

#MILLSMAFIA

- ▶ **Andre Mills** has made an instant impact in his first year with the Terps after redshirting his true freshman year at Texas A&M in 2024-25. Mills ranks fourth in overall points (134) and fifth in scoring average (8.9).
- ▶ Mills has been a box score stuffer as he also is third in rebounds per game (4.7), second in assists (26), second in blocked shots (6), and fourth in steals (10).
- ▶ Mills had the No. 10 Play of the Day on SportsCenter following the Gonzaga game. Mills was knocked to the floor on a lay-up attempt, collected the offensive rebound while lying on the floor, and then made a second-chance attempt while sitting up.

RICE, WATTS REUNITE ON THE EAST COAST

- ▶ While having so many new players will take time for chemistry to form, for **Myles Rice** and **Isaiah Watts** coming to Maryland serves as a basketball reunion.
- ▶ The two were teammates at Washington State in 2023-24 where the pair helped the Cougars make their first NCAA Tournament since 2008.
- ▶ Rice is known throughout the Big Ten after playing at Indiana last year where he averaged 10.1 points per game in 32 games. Watts is the grandson of Seattle Sonics franchise legend Slick Watts and the son of Washington standout Donald Watts.
- ▶ At Washington State, Watts was a key bench piece for WSU in 2023-24 and last year he scored 11.0 points per game in 23 games, having missed some time due to injury. Rice averaged 14.8 points per game that season in 35 starts with 134 assists en route to Freshman All-American, Pac-12 Freshman of the Year, and All-Pac 12 First Team honors.
- ▶ When Watts and Rice were on the floor together during the 2023-24 season, Washington State had a +16.4 net rating.

ADAMS IS THE LATEST 5-STAR FOR MARYLAND

- ▶ **Darius Adams** is the latest five-star, McDonald's All-American to join the Terps as the freshman was a Top 25 consensus recruit nationally when he signed.
- ▶ Adams is the fourth-highest ranked recruit in Maryland history behind **Diamond Stone** (No. 8), **Derik Queen** (No. 12), and **Jalen Smith** (No. 15). At the time of his signing, Adams ranked No. 15 overall by Rivals, No. 18 by On3.com, and No. 23 by 247Sports.com.
- ▶ Originally committed to UConn, Adams flipped to Maryland in late April and signed with the Terps in mid-May. Adams is from Manchester, NJ, but prepped at basketball powerhouse La Lumiere in Indiana where he averaged 16.7 points per game through 11 Nike EYBL Scholastic appearances as a senior. Adams' older sister Destiny is a familiar name to B1G fans as she played each of the last two seasons at Rutgers.

Highest Ranked Combo Guards in Class of 2025 Per 247Sports Composite

1.	Darryn Peterson	Kansas
2.	Brayden Burries	Arizona
3.	Trey McKenney	Michigan
4.	Kayden Mingo	Penn State
5.	Dante Allen	Miami (FL)
6.	Darius Adams	Maryland

ADAMS MAKING HIS MARK

- ▶ Despite missing time during the preseason due to injury, **Darius Adams** has jumped straight into the starting line-up for the Terps and is the third leading scorer on the team through 15 games at 12.5 per outing. He also is among the leaders in rebounding (3.7).
- ▶ One of Adams' biggest strengths is getting to the rim and drawing fouls. Among all freshmen nationally, he ranks 11th in free throws made per game (4.8) and 10th for free throw attempts (6.5).

Maryland Top Single-Game Free Throws Made By A Freshman - Since 1996-97

Player	Opponent	Date	FTM
Diamond Stone	Penn State	12/30/15	19
Darius Adams	Mount St. Mary's	11/19/25	17
Melo Trimble	Arizona State	11/24/14	13
Melo Trimble	Monmouth	11/28/14	13

PAIR OF ROOKIES GET THE NOD

- ▶ With **Darius Adams** and **Guillermo Del Pino** starting the Coppin State game, Maryland had multiple freshmen in the opening lineup of a season opener for the first time since the 2018-19 season opener against Delaware (future NBA players **Jalen Smith**, **Aaron Wiggins**).

BUZZ IN ELITE COMPANY

- ▶ In 2024-25, **Buzz Williams** earned his 100th win at Texas A&M over Creighton (77-73, 11/27). He joined Tennessee's Rick Barnes as the only head coaches to win 100+ games at three power conference schools.
- ▶ Williams won 139 games at Marquette/Big East (2008-14) and 100 exactly at Virginia Tech/ACC (2014-19).
- ▶ Williams was just one of three head coaches in Texas A&M history to win 100+ games: Shelby Metcalf (438 from 1963-90) and Billy Kennedy (151 from 2011-19).
- ▶ For his career, he seeking to become one of just three Division I head coaches to post 100 career wins at four different institutions – Maryland Hall of Fame Coach Lefty Driesell (Davidson, Maryland, James Madison, Georgia State) and Steve Alford (Iowa, New Mexico, UCLA, Nevada).

HOME COOKIN'

- ▶ Maryland is 333-81 (.813) all-time at the XFINITY Center. Over the past four years (including 2025-26), the Terps have six home Top-25 victories highlighted by the 2022-23 win over No. 3 Purdue.
- ▶ Maryland won a program-record 14 consecutive Big Ten conference games at XFINITY, including all 10 games in 2022-23 and the final three of 2021-22.
- ▶ Maryland's 16-1 home record in 2022-23 was the best since 2019-20. The 16 wins in 2022-23 and 17 in 2024-25 are the eighth and ninth times overall to win 16-or-more at home. In both 2012-13 and 2014-15, the Terps won 18 games at home going 18-3 and 18-1.

Season	Overall Record	Pct.	Home Record	Pct.
2014-15	28-7	.800	18-1	.947
2015-16	27-9	.750	16-1	.941
2016-17	24-9	.727	13-5	.722
2017-18	19-13	.594	15-3	.833
2018-19	23-11	.676	15-3	.833
2019-20	24-7	.774	16-1	.941
2020-21	17-14	.548	11-6	.647
2021-22	15-17	.469	10-8	.556
2022-23	22-13	.629	16-1	.941
2023-24	16-17	.485	11-6	.647
2024-25	27-9	.750	17-2	.895
2025-26	7-8	.467	4-4	.400

2025-26 COOL STAT CHARTS (GREAT FOR TV GRAPHICS)

Dunks	Layups + Dunks	Shooting Fouls Drawn	Largest 10-0 Runs For (Kill Shots)	Fastest First Half Bonus	Time
Pharrel Payne 15	Pharrel Payne 52	Pharrel Payne 44	Old Dominion 17-0	Wagner 13:39	
Solomon Washington 4	Andre Mills 24	Darius Adams 31	Coppin State 14-0	Georgetown 12:14	
Elijah Saunders 2	Darius Adams 21	Diggy Coit 15	Alcorn State 13-0	Mount St. Mary's 9:28	
Andre Mills 2	Elijah Saunders 16	Andre Mills 15	Alcorn State 12-0	Virginia 9:03	
Darius Adams 1			Marquette 12-0		
Collin Metcalf 1	And 1's	Charges Drawn		Fastest Second Half Bonus	Time
Isaiah Watts 1	Pharrel Payne 9	Myles Rice 5	Largest 10-0 Runs Allowed (Kill Shots)	Wagner 11:42	
	Diggy Coit 3	Isaiah Watts 3	Virginia 17-0	Coppin State 11:09	
	Isaiah Watts 3	Darius Adams 3	Gonzaga 12-0	Iowa 10:36	
Alley Oops	Elijah Saunders 2	Andre Mills 3	Iowa 12-0	Mount St. Mary's 10:20	
Pharrel Payne 4		Diggy Coit 2	Indiana 12-0	Indiana 10:19	
		George Turkson 2			

TERRAPIN TEAM NOTES (CONT.)

TERPS AMONG NATIONAL LEADERS IN ATTENDANCE

- Maryland has ranked in the Top 25 in attendance for every season but one since 1994, including 22 of 23 seasons at XFINITY. Eight of those seasons have ranked among the Top 10 nationally for attendance as well.
- In 2007-08 Maryland set a school record when 341,050 fans came to see Maryland men's basketball games. More than 5 million fans have watched the Terrapins in the XFINITY Center since it opened.
- Through eight home games this year, Maryland ranks 22nd nationally averaging 12,616 fans per game.
- With several upgrades in the seating areas, XFINITY Center's capacity is now 17,300 which makes it the 15th largest arena in the NCAA and second in the Big Ten behind Ohio State.

MARYLAND ONE OF THE TOP PRODUCERS OF 1,000 POINT SCORERS

- After **Julian Reese** hit 1,000 career points in 2023-24, Maryland's 61 all-time 1,000-point scorers are tied for 8th-most among all schools. Reese became the 61st 1,000-point scorer for Maryland last year after scoring 12 against Rutgers in the Big Ten Tournament.

MOST 1,000-POINT SCORERS BY SCHOOL

School	No.
North Carolina	81
Duke	70
Louisville	69
Notre Dame	68
Kansas	68
Villanova	67
Syracuse	66
Maryland	61
Saint Joseph's	61
Kentucky	61
Ohio State	60
UCLA	60

MARYLAND BY THE NUMBERS:

1	National Championship	2002
	NIT Championship	1972
	National Player of the Year	Joe Smith, 1995
2	NCAA Final Four	2001, 2002
	National Coach of the Year	Gary Williams 2001, 2002
3	Conference Rookie of the Year	
4	NCAA Elite Eight	1973, 1975, 2001, 2002
5	Olympians	Ekene Ibekwe, Sarunas Jasikevicius Tom McMillen, Steve Sheppard, Buck Williams
6	Conference Players of the Year	
7	Conference Coach of the Year	
11	Conference Championships	
	SoCon	1931, 1932
	ACC	1958, 1975, 1980, 1984, 1995, 2002, 2004, 2010
	Big Ten	2020
15	NCAA Sweet Sixteen	1958, 1973, 1975 1980, 1984, 1985, 1994, 1995, 1998, 1999, 2001, 2002, 2003, 2016, 2025
31	NCAA Tournaments	1958, 1973, 1975, 1980 1981, 1983, 1984, 1985, 1986, 1988, 1994, 1995, 1996, 1997, 1998, 1999, 2000, 2001, 2002, 2003 2004, 2007, 2009, 2010, 2015, 2016, 2017, 2019 2020, 2021, 2023, 2025
31	All-Americans	
65	All-Time Draft Selections	
106	Years of Maryland Basketball	

2025-26 SPECIALTY STATS

Game	Paint Pts	2ndCh Pts	TO Pts	FstBrk Pts	Bench Pts
Coppin State	30/24	13/10	39/11	14/5	19/28
Georgetown	16/30	15/12	12/13	4/14	29/14
Alcorn State	34/24	14/6	26/20	13/10	15/38
Marquette	38/34	6/25	16/15	12/22	22/7
Mount St. Mary's	16/26	13/12	21/11	8/8	9/37
UNLV	28/24	18/5	15/25	2/13	17/15
Gonzaga	22/44	13/13	9/32	0/10	9/51
Alabama	30/48	8/14	12/12	5/16	22/26
Wagner	40/22	18/6	21/8	10/9	12/18
Iowa	20/44	13/10	4/21	6/15	26/21
Michigan	26/44	18/7	8/16	5/24	30/25
Virginia	12/44	12/10	12/22	11/17	25/38
Old Dominion	20/26	9/9	12/6	6/5	7/31
Oregon	12/32	12/7	5/7	6/4	10/10
Indiana	32/36	15/13	9/15	4/6	13/18

Listed as UMD/OPP

MARYLAND BASKETBALL RADIO SHOW

- The Maryland Basketball Radio Show, presented by Thompson Creek, returns to Ledo Pizza for the 2025-26 season. The show, hosted by legendary Voice of the Terps Johnny Holliday will feature women's basketball head coach Brenda Frese, men's basketball head coach Buzz Williams, and Maryland Hall of Fame Head Coach Gary Williams headlining different shows.
- All 14 shows will be taped at Noon at Ledo Pizza in College Park before airing later on 105.7 FM (Baltimore) at 7 PM. They will also be available live on the One Maryland App and on-demand through the Hear The Turtle Podcast.

Record Date/Time	Head Coach	Broadcast Day/Time
Tues., Oct. 28 - 12 PM	Buzz Williams	Oct. 28 - 7:00 PM
Wed., Nov. 5 - 12 PM	Buzz Williams	Nov. 5 - 7:00 PM
Mon., Nov. 10 - 12 PM	Buzz Williams	Nov. 12 - 7:00 PM
Tues., Nov. 18 - 12 PM	Brenda Frese	Nov. 18 - 7:00 PM
Mon., Dec. 1 - 12 PM	Buzz Williams	Dec. 3 - 7:00 PM
Tues., Dec. 9v12 PM	Buzz Williams	Dec. 9 - 7:00 PM
Tues., Dec. 16 - 12 PM	Brenda Frese	Dec. 16 - 7:00 PM
Tues., Jan. 5 - 12 PM	Brenda Frese	Jan. 6 - 7:00 PM
Mon., Jan. 12 - 12 PM	Gary Williams	Jan. 13 - 7:00 PM
Mon., Jan. 19 - 12 PM	TBA-MBB	Jan. 20 - 7:00 PM
Tues., Feb. 3 - 12 PM	TBA-MBB	Feb. 3 - 7:00 PM
Tues., Feb. 10 - 12 PM	Brenda Frese	Feb. 10 - 7:00 PM
Tues., Feb. 17 - 12 PM	Brenda Frese	Feb. 17 - 7:00 PM
Mon., Feb. 23 - 12 PM	Gary Williams	Feb. 24 - 7:00 PM

TERPS IN THE PROS

- ▶ Maryland currently has five players on NBA rosters to open the 2025-26 season: **Kevin Huerter** (Chicago), **Derik Queen** (New Orleans), **Jalen Smith** (Chicago), **Aaron Wiggins** (Oklahoma City), and **Jahmir Young** (Miami).
- ▶ After three seasons in Sacramento, Huerter was traded to Chicago last February. Entering this season, he's played 482 career games averaging 11.6 points, 3.4 rebounds, and 2.9 assists. In eight seasons, he has connected on 1,023 three-point shots.
- ▶ Smith was a key figure for Indiana in his fifth NBA season where he averaged 9.9 points per game and 5.5 rebounds before being traded to Chicago last season as well. Smith has played in 271 career games entering 2025-26 averaging 8.5 points and 5.3 rebounds. He played in 64 games with Chicago last season averaging 8.2 points and 5.6 rebounds per game.
- ▶ Young made his NBA debut last season with Chicago after a strong early season splitting time between the Grand Rapids Gold and the Windy City Bulls. He officially made his NBA debut on March 4, 2025 against Cleveland. His first NBA points (4) came on April 8, 2025 at Cleveland. In the offseason prior to the 2025-26 season, he signed a two-way contract with Miami.
- ▶ Wiggins enters his fifth season with Oklahoma City after helping the Thunder win the NBA Championship in 2024-25. He is the fourth Terp to win an NBA title as an active player and the fifth overall as part of an NBA organization. Wiggins has played in 274 regular-season career games entering 2025-26 averaging 8.6 points and 3.2 rebounds.

QUEEN MAKES NBA DEBUT

- ▶ **Derik Queen** made his NBA debut with the New Orleans Pelicans on Oct. 22, 2025 at Memphis.
- ▶ Queen posted 15 points and six rebounds against San Antonio in his second career NBA game, before notching 12 points against Boston.

WIGGINS WINS 2025 NBA TITLE

- ▶ Former Terp standout **Aaron Wiggins** became the fourth player in program history to capture an NBA crown as the Oklahoma City Thunder defeated the Indiana Pacers, 103-91, to win the 2025 title.
- ▶ He joins **Tony Massenburg** (San Antonio, 2005), **Keith Booth** (Chicago Bulls, 1998), and **Adrian Branch** (Los Angeles Lakers, 1987) as former players who were part of NBA Championship Teams. Former Terp standout **Drew Nicholas** also won a title as a member of the front office staff for the Denver Nuggets in 2023.

TERPS IN THE NBA DRAFT

- ▶ Maryland has produced 65 all-time NBA Draft picks including 13 top 10 picks and 21 in the first round.
- ▶ Of those top 10 picks, both **John Lucas** (1976) and **Joe Smith** (1995) were No. 1 picks.
- ▶ **Derik Queen** became the most recent first round pick as he was selected No. 13 overall by Atlanta in the 2025 NBA Draft before being traded to New Orleans.

FIRST-ROUND DRAFT PICKS

Player, Team	Year	Number
Gene Shue, Philadelphia	1954	3
Al Bunge, Philadelphia	1960	7
Tom McMillen, L.A. Lakers	1974	9
Len Elmore, Washington	1974	13
John Lucas, Houston	1976	1
Brad Davis, L.A. Lakers	1977	15
Buck Williams, New Jersey	1981	3
Albert King, New Jersey	1981	10
Len Bias, Boston	1986	2
Jerrold Mustaf, New York	1990	17
Walt Williams, Sacramento	1992	7
Joe Smith, Golden State	1995	1
Keith Booth, Chicago	1997	28
Steve Francis, Vancouver	1999	2
Chris Wilcox, L.A. Clippers	2002	8
Juan Dixon, Washington	2002	17
Greivis Vasquez, Memphis	2010	28
Alex Len, Phoenix	2013	5
Kevin Huerter, Atlanta	2018	19
Jalen Smith, Phoenix	2020	10
Derik Queen, Atlanta	2025	13

HONORED JERSEY NUMBERS:

#3	Juan Dixon
#6	Bosey Berger
#15	Johnny Rhodes
#15	John Lucas
#21	Greivis Vasquez
#22	Keith Booth
#23	Steve Francis
#25	Steve Blake
#25	Gene Shue
#25	Ernie Graham
#32	Joe Smith
#34	Len Bias
#35	Lonny Baxter
#41	Len Elmore
#42	Walt Williams
#52	Buck Williams
#54	Tom McMillen
#55	Albert King
Head Coach	Lefty Driesell
Head Coach	Gary Williams

MARYLAND RADIO CREW

- ▶ Maryland Sports Radio Network play-by-play announcer **Johnny Holliday** is in his 47th season of broadcasting Maryland basketball this season. Holliday is the 8th longest-tenured broadcaster in the country for NCAA basketball and the second-longest serving play-by-play man in the Big Ten behind Indiana's Don Fischer.
- ▶ Holliday's partners on the call are **Chris Knoche**, who was the head coach at American (1990-97) in his 26th season as Maryland's color analyst, and Terrapin legend, **Walt "The Wizard" Williams**, who averaged 26.8 points as a senior in 1991-92 and went on to play 11 seasons in the NBA.
- ▶ Holliday has broadcast over 2,000 University of Maryland games during his Hall of Fame career, including 18 bowl games, 13 Sweet 16s, two Final Fours and Maryland's 2002 National Championship. He called his 1,500th men's basketball game on Wednesday, Nov. 19 against Mount St. Mary's.
- ▶ Knoche played basketball at American University under HOF coach Gary Williams from 1979-81, and he later coached there from 1990-97 before joining the Maryland Sports Radio Network crew. He was inducted to the Washington Metro Basketball Hall of Fame on Sept. 29, 2024 alongside Terp great Adrian Branch.
- ▶ Williams set numerous Maryland records during his playing days from 1988 to 1992, including his incredible streak of seven consecutive 30-point games. He was selected with the seventh pick of the 1992 NBA Draft and would go on to play 11 seasons.

MARYLAND SPORTS RADIO NETWORK

Market	Stations
Baltimore, MD (Flagship)	WJZ FM 105.7 WJZ AM 1300
Washington, DC (Flagship)	The TEAM 980 AM
Hagerstown, MD	WARK 1490 AM WARK 98.9 FM
Cumberland, MD	WTBO AM 560 WTBO AM 1450
Salisbury, MD	WTGM AM 960
Lexington Park, MD	WPTX AM 1690 WPTX FM 100.7
Cambridge, MD	WCEM 1240 AM
Frederick, MD	930 AM

PROMOTIONS GALORE ...

- ▶ The promotions start early and often for Maryland basketball so don't miss out on the excitement!
- ▶ Other notable games include the Red Out against Michigan (Dec. 13), a Pink Out against Purdue (Feb. 1), a Black Out against Ohio State (Feb. 5), and a Checker Flag Game against Illinois (Mar. 8).
- ▶ The Wagner game (Dec. 2) will also feature the World's Largest White Elephant Party where fans are encouraged to bring a small gift that will be exchanged for a voucher. After the game, they will go to the Schanwald Pavilion to exchange the voucher for their new gift. All unclaimed children's gifts will be donated to Toys For Tots.
- ▶ Full promotions and exclusive ticket deals can be found at www.UMTerps.com.

BUZZ WILLIAMS SIGNS NO. 3 RECRUITING CLASS IN THE NATION

- ▶ Head coach **Buzz Williams** announced on Nov. 20 the signing of **Austin Brown** (Lufkin, TX), **Kaden House** (Phoenix, AZ), **Adama Tamedou** (Senegal, Africa/Springfield, MA), and **Baba Oladotun** (Silver Spring, MD).
- ▶ The addition of the quartet gives Maryland the No. 3 ranked recruiting class in the country and makes Maryland one of seven programs over the last three years to have a top-25 player in each of those recruiting classes. The other six programs to have signed a top-25 player in each of the last three seasons: Arkansas, Baylor, Duke, Kansas, Miami, and North Carolina. In just his short time at Maryland, Williams has now signed three of the Terps top nine overall ranked recruits in the past 15 years.
- ▶ Brown is a 6-foot-8 power forward from Lufkin High School who is a composite four-star recruit and was the first commitment in the 2026 class. He is the No. 116 overall recruit in the class who also held offers from Iowa, Minnesota, SMU, and Texas A&M among others. In addition to his prep career at Lufkin, Brown also played for JL3 Elite, coached by Maryland alum and all-time great John Lucas, on the Nike EYBL AAU circuit. During his time at Lufkin, he was named the 2024 District 16-5A MVP as well as to the 2024 All-Region Team. He ranks third all-time in scoring at Lufkin with 1,853 career points heading into his senior season.
- ▶ "We've known Austin for some time now and have a long-lasting relationship with him and his family. He is a terrific fit for our style of play as well as a great culture fit," said Williams. "At 6-foot-8, he is a dynamic wing player who will be ready physically to compete in the Big Ten. Austin will be able to play a number of positions in our system and is a physical rebounder as well. His relationship with John Lucas has already introduced him to the history of Maryland and he's excited to be a part of that next chapter."
- ▶ House is a four-star combo guard from Compass Prep which plays on the EYBL circuit. He is a top-50 overall recruit in the 2026 class. Overall, he is the 247sports No. 37 player in the class. He is the son of former NBA player Eddie House who was a standout at Arizona State. The 6-foot-3 guard averaged 13.5 points last season to lead Compass Prep as well as 3.5 rebound and nearly three assists and three steals per game. House also held offers from Vanderbilt, TCU, LSU, and Michigan among others. His twin brother Kale committed earlier in the year to Xavier. House began his prep career at Scottsdale Desert Mountain before transferring before his junior year to Compass Prep. Earlier this month, House was named to the 2025-26 Naismith Trophy Boys High School Player of the Year Watch List.
- ▶ "Kaden is someone who really wants to be a part of what we do as a program and how we develop not just players, but people. He is a downhill guard who can defend and score at the rim with a unique ability to draw and play through contact," said Williams. "Growing up with a father who was an NBA player gives him perspective on the processes needed to develop and the work it takes. The relationship he's built with us and the trust he has in how we structure our development of players was a major factor for him in his decision."
- ▶ Tamedou, who won a national championship title with Putnam Science Academy last season, is a four-star forward who ranks No. 108 nationally and No. 2 in the state of Connecticut. He also plays for the Rhode Island Elite AAU program on the Puma circuit where he averaged 15.6 points, 10.9 rebounds and 2.5 blocks through 14 games last season. He chose Maryland over Iowa State among others. Tamedou was a key piece of Putnam's fifth prep national championship title in the last seven years last season with the Mustangs posting a school record 41-2 overall record. He averaged 7.0 points, 6.0 rebounds, one block and one steal per game, while shooting 61 percent from the floor. Early this season, Tamedou has increased his productivity to 15 points and eight rebounds per game.
- ▶ "Adama has really developed into a strong, physical player who can stretch the floor. He is one who wants to work hard, develop, and be in a system that will maximize him as a player and a person," said Williams. "He's had a unique journey and path, but has found success in each turn and used his experiences to make him an exceptional young man. We think he'll add tremendously to our ability to space the floor, rebound, and score in a multitude of ways."
- ▶ Oladotun is a five-star wing from James Hubert Blake High School in Rockville. The Silver Spring native is the No. 10 overall recruit in the nation, the No. 1 prospect in Maryland, and the No. 3 ranked small forward. He is the second-highest rated recruit to sign with Maryland behind Diamond Stone (No. 8) and ahead of Derik Queen (No. 12), Jalen Smith (No. 15), and Darius Adams (No. 15). He chose Maryland over Arkansas, Georgetown, and Kentucky. The 6-foot-10 wing also played in AAU for Team Durant on the EYBL circuit. His father, Ibrahim, played at Virginia Tech from 1989-91 and professionally in England and Greece. Oladotun is the third five-star signee over the last three seasons joining Derik Queen (2024) and Darius Adams (2025). Originally, Oladotun was part of the 2027 high school class, but reclassified in August. He will turn 17 in December. Last season for Blake, he averaged 22.5 points per game, 7.3 rebounds, 3.0 assists, and 2.8 steals. Oladotun entered the 2025-26 season as a Max Preps Preseason All-America Second Team selection after earning Max Preps Sophomore All-America honors last season.
- ▶ "While Baba is relatively young for his age as a player compared to his peers, as a person he is wise beyond his years. That's not just a credit to how he has gone through his process, but to how his family has raised him and his siblings," said Williams. "He will be a terrific fit for our program in how he wants to grow as a player and a person. Baba has a high potential and will make an impact from the first day. His length, athleticism, and high basketball IQ make him one of the top players in the country. For him to continue his career close to his family, friends, and those who have supported his journey is incredibly special."



BARRY P. GOSSETT BASKETBALL PERFORMANCE CENTER OFFICIALLY OPENS

- ▶ The unveiling of the Barry P. Gossett Basketball Performance Center in September 2025 celebrated the opening of a state-of-the-art facility for Maryland's nationally prominent basketball programs.
- ▶ Maryland is one of only four institutions in history to have won NCAA championships in both men's and women's basketball. It is our vision that with the new Barry P. Gossett Basketball Performance Center, the university will continue its ascent in the Big Ten Conference and provide our teams with the infrastructure they need to continue striving for championships. This new center will help provide a transformative experience for our student-athletes, giving them an unmatched opportunity to become top collegiate basketball players.
- ▶ Located adjacent to the XFINITY Center, the new Barry P. Gossett Basketball Performance Center offers new and exciting amenities to the student-athletes, coaches and friends of Maryland Basketball, while creating a new landmark on the northern edge of the University of Maryland campus.
- ▶ One of the key assets of the facility is alleviating scheduling challenges that occurred in the past between utilizing the XFINITY court and the Schanwald Pavilion court. With the new center in place, coaches have more flexibility to schedule practice sessions throughout the day, giving student-athletes more time for their studies and extracurricular activities.
- ▶ This dedicated space includes an expanded strength and conditioning center that is specifically tailored to the needs of basketball student-athletes as well as state-of-the-art meeting rooms for our dedicated coaches.
- ▶ These amenities give our basketball program a competitive edge in recruiting efforts and help attract the nation's top talent while positioning Maryland as a top-tier program. Our recruits now step inside a facility dedicated to their success and leave knowing they have the opportunity to be a part of a stellar intercollegiate athletic program.

BARRY P. GOSSETT FACILITY FACTS

- ▶ 45,000 square feet
- ▶ Dedicated practice court for the men's and women's programs
- ▶ State-of-the-art strength and conditioning room with six technology-infused Sorinex racks, custom med ball wall, and cardio equipment
- ▶ Men's and women's sports medicine rooms with two custom Grimm Hydrotherapy tubs to accommodate the height of basketball student-athletes
- ▶ Dedicated lounge, film, and locker room spaces for both programs
- ▶ Dedicated offices and conference rooms for the staff of both programs
- ▶ Connection tunnel to XFINITY Center for student-athletes to be able to travel to and from on gamedays

ABOUT THE CONSTRUCTION

- ▶ 20,000 cubic yards of excavated dirt
- ▶ 400-ft long by 20-ft tall concrete foundation wall
- ▶ Over 300 tons of structural steel
- ▶ 12 - 92 ft long steel joists
- ▶ 1,400 metal panels
- ▶ 100,000 bricks



TERRAPIN TEAM NOTES (CONT.)

GAMEDAY VIBES

- During gameday shoot-arounds, the Terps will traditionally vibe to The Commodores Pandora station.

BIRTHDAY SHENANIGANS

- On player or staff member's birthdays, Buzz Williams honors the occasion with an emoji-filled tweet that always includes a wrong number of birthdays for the celebrator.

TURKEYS & SOCKS

- In the team vernacular, a "turkey" is when an opponent is held scoreless on three straight possessions. When the team has posted consecutive stops, the bench calls out "turkey, turkey" to implore the five on the floor to get another stop.
- Taking charges on defense is valued by Terp Basketball, and the team rewards a charge taken by presenting a pair of socks to the charge taker from the special socks treasure chest.

CULTURE WALL

- After road game shoot-arounds, everyone on the trip gets on the court for a fun photo. If the Terps win, the photo will be posted on Williams' X and Instagram (@teamcoachbuzz) and added to the "Culture Wall" in the locker room.

READING IS FUN

- Buzz Williams is a voracious reader, generally completing 4-5 books every month. For the last 13 years, Williams has selected and gifted a book to every player, staff member and their family on the initial road trip of the season. Describing his commitment to reading, Williams has said, "Who you are today and who you will be five years from today are the people you meet and the books that you read. Regardless of the genre of book that you read, they say it's worth five years of experience."

QUOTE SHIRTS

- During the course of a season, Williams distributes 12 "Quote Shirts" to his players and staff that carry a life lesson or story behind its design for which the people within the men's basketball family can relate.

BEING THANKFUL

- A staple of every road trip under Buzz includes Thank You letters. Each coach/player/staff member on the trip writes a Thank You letter to someone in their life at the first team meal of the roadie.



BUZZ'S BUNCH

While Maryland is known for its traditions and rich history of success, head coach Buzz Williams has a tradition of his own with his program, Buzz's Bunch.

Buzz's Bunch is a program with a primary objective of helping children with special needs come together socially while hopefully falling in love with game of basketball. The camp opens the door to new friendships, unforgettable memories, and the powerful impact of connection through the sport of basketball!

Buzz's Bunch began in 2008 when Williams was the head coach at Marquette University in Milwaukee, Wisc., and it continued to flourish during his time in Blacksburg, Va., at Virginia Tech.

The completely free program held the annually on the first Saturday of August has blossomed into a community with more than 300 members across the nation, many of whom remain in close contact with Coach Buzz and many of the players.

Since he began the program, Williams has continued holding the events throughout his stops at Marquette, Virginia Tech, Texas A&M, and now Maryland.

Among the benefits of joining Buzz's Bunch are a pair of opportunities to interact with Coach Buzz, his staff, and members of the Maryland men's basketball team.

During the season, one non-conference home game will be designated as the Buzz's Bunch Game where members will receive free tickets and will have the opportunity to spend time with players and staff on the court before warm-ups.

For more information on Buzz's Bunch or how to get involved, email kayhack@umd.edu.

HEAD COACH BUZZ WILLIAMS

Oklahoma City '94 • 1st Season At Maryland • 19th As Head Coach

Buzz Williams was named the head coach of the Maryland Men's Basketball program on Wednesday, April 2, 2025. Williams has led his programs to 11 NCAA Tournament appearances and 13 20-win seasons in 18 years as a head coach.

Most recently, Williams served as the head coach for six seasons at Texas A&M from 2019-25, leading the Aggies to the NCAA Tournament in each of his last three seasons. He was named SEC Coach of the Year twice, in 2019-20 and 2022-23. Williams served as head coach at Virginia Tech (five years, 2014-19), Marquette (six years, 2008-14) and New Orleans (one year, 2006-07). His overall record after 18 seasons as a head coach is 373-228 (.621).

Williams has won at least 100 games at Marquette, Virginia Tech and Texas A&M. He is seeking to become just the third coach in Division I head coach to win at least 100 games at four different institutions, along with Maryland Hall of Fame coach Lefty Driesell (Davidson, Maryland, James Madison, Georgia State) and Steve Alford (Iowa, New Mexico, UCLA, Nevada).

In 2024-25, Williams led the Aggies to a 23-11 record as they advanced to the NCAA Tournament Second Round. A&M was ranked as high as No. 7 during the year.

Williams is one of 12 active Division I head coaches to win at least one NCAA Tournament game at three different programs. He's coached in 23 NCAA Tournament games, winning 12, both of which rank among the Top 25 among all Division I head coaches.

For his age (53) and his number of years as a head coach (18), Williams is the active leader in total victories and ranks No. 2 in NCAA Tournament games and NCAA Tournament victories.

His teams averaged nearly 21 wins per season for his career. Williams' teams have suffered just two losing conference records – his first season at Virginia Tech in 2014-15 and his second squad at Texas A&M in the COVID-19-marred 2020-21 season. With a 25-23 record on the road under Wil-

liams, Texas A&M has the second-highest road winning percentage among SEC teams since 2019-20 and are one of only four programs with winning road records in that span.

Over his last 17 seasons as a head coach, his teams have advanced to the postseason 13 times with 11 NCAA Tournament appearances and two NIT invitations, including four career NCAA Sweet 16 appearances (three at Marquette, one at Virginia Tech), one Elite Eight appearance (2013 Marquette) and one appearance in the NIT Championship game.

Entering his 32nd season as a college basketball coach, including 31 seasons at the Division I level, Williams' coaching history includes stints as an assistant, associate head coach and head coach. In addition to his head coaching stints at Texas A&M, Virginia Tech, Marquette and New Orleans, Williams served on staffs at Marquette (2007-08), Texas A&M (2004-06), Colorado State (2000-04), Northwestern State (1999-2000), Texas A&M-Kingsville (1998-99) and UT-Arlington (1994-98).

During his time as an assistant coach and recruiting coordinator at Texas A&M on Billy Gillispie's staff, Williams helped bring two nationally-ranked recruiting classes to the Aggies and was part of the basketball renaissance for the program. The 2004-05 team posted the top turnaround in the nation with a 14-game improvement from the previous year and posted the Aggies' first postseason victory in more than 20 years. In 2005-06, the Aggies posted 22 wins and earned their first trip to the NCAA tournament since 1980.

Williams has recruited and coached more than 20 players who have earned all-conference accolades, including two league Players of the Year, two conference Freshman of the Year and four Associated Press All-Americans. In 2023-24, Wade Taylor IV became the first Aggie to earn first-team All-SEC honors in consecutive seasons and Andersson Garcia received a spot on the league's All-Defensive Team.



THE WILLIAMS' FILE

PERSONAL INFORMATION

Hometown:	Van Alstyne, Texas
Education:	Oklahoma City University '94 Bachelor's In Kinesiology TAMU-Kingsville '99 Masters In Kinesiology
Wife:	the former Corey Norman
Children:	Zera, Calvin, Mason and Addyson

COACHING EXPERIENCE

1994-98:	Texas-Arlington	Assistant Coach
1998-99:	Texas A&M-Kingsville	Assistant Coach
1999-00:	Northwestern State	Assistant Coach
2000-04:	Colorado State	Assistant Coach
2004-06:	Texas A&M	Asst. Coach/Recruiting Coord.
2006-07:	New Orleans	Head Coach
2007-08:	Marquette	Assistant Coach
2008-14:	Marquette	Head Coach
2014-19:	Virginia Tech	Head Coach
2019-25:	Texas A&M	Head Coach
2025-pr.:	Maryland	Head Coach



HEAD COACH BUZZ WILLIAMS

Williams has coached, recruited or developed 16 NBA players over the course of his career, totaling over \$400 million in total salaries and nearly 3,000 games played.

Brent Langdon Williams was born in Greenville, Texas and grew up in the small Texas town of Van Alstyne (population 4,369), which is located 50 miles north of Dallas, Texas. He is one of the few NCAA Division I head coaches that did not play college basketball. Instead, he was a student assistant at Navarro JC from 1990-92 and Oklahoma City University from 1992-94.

He received the nickname "Buzz" while working as an energetic student assistant for longtime Navarro College coach and mentor Lewis Orr. Williams was inducted into the Navarro College Bulldog Hall of Fame in 2021 as the school honored Williams' climb from "floor maintenance manager" to head coach.

Perhaps the most impactful initiative by Williams was the founding of "Buzz's Bunch," which connects young people with special needs to the game of basketball with an annual Buzz's Bunch game in the fall and a summer clinic. Originally founded during William's time in Milwaukee, Wisconsin at Marquette, Buzz's Bunch continued during his time in Blacksburg, Virginia at Virginia Tech and now at Texas A&M. Every player, coach and staff member has been lucky to develop a relationship, learn and grow from these children as Buzz's Bunch has grown to more than 500 members spanning all three cities.

As part of "Buzz's Bunch," the Williams family endowed scholarships at Virginia Tech and Texas A&M, which are awarded annually to students with a disability. Additionally, Williams' wife, Corey, helped endow a scholarship -- The Buzz and Corey Williams Family Student-Athlete Scholarship -- which is awarded to a female student-athlete at Virginia Tech.

Always seeking to connect to young people, Williams has guest-lectured for the School of Military Science (SOMS) class at Texas A&M the past two fall semesters and he co-taught Sports Management (SPMT) class in the fall of 2024. His lectures for SOMS 380, originating from the Rudder Forum inside the historic Rudder Theatre Complex, featured topics such as "Learning How You Learn," "Leading Through Change," "The Birthday Paradox," The Principal-Agent Problem" and "Never Assume Anything." Williams also taught similar classes at Virginia Tech.

Williams is married to the former Corey Norman and the couple have two daughters, Zera and Addyson, and two sons, Calvin and Mason. He earned a bachelor's degree in kinesiology from Oklahoma City University in 1994 before completing his master's work in the same field at Texas A&M-Kingsville in 1999.



HEAD COACHING RECORD

Year	School	Overall		Conference		Standing	Postseason	AP High	AP Final
		W-L	Pct.	W-L	Pct.				
2006-07	New Orleans	14-17	.452	9-9	.500	4th/W			
2008-09	Marquette	25-10	.714	12-6	.667	5th	NCAA 2nd Round	8	23
2009-10	Marquette	22-12	.647	11-7	.611	5th	NCAA 1st Round		
2010-11	Marquette	22-15	.595	9-9	.500	T-9th	NCAA Sweet 16		
2011-12	Marquette	27-8	.771	14-4	.778	2nd	NCAA Sweet 16	8	11
2012-13	Marquette	26-9	.743	14-4	.778	T-1st	NCAA Elite Eight	12	15
2013-14	Marquette	17-15	.531	9-9	.500	6th		17	
2014-15	Virginia Tech	11-22	.333	2-16	.111	15th			
2015-16	Virginia Tech	20-15	.571	10-8	.556	T-7th	NIT 2nd Round		
2016-17	Virginia Tech	22-11	.667	10-8	.556	T-7th	NCAA 1st Round	21	
2017-18	Virginia Tech	21-12	.636	10-8	.556	7th	NCAA 1st Round		
2018-19	Virginia Tech	26-9	.743	12-6	.667	5th	NCAA Sweet 16	9	16
2019-20	Texas A&M	16-14	.533	10-8	.556	T-6th			
2020-21	Texas A&M	8-10	.444	2-8	.200	14th			
2021-22	Texas A&M	27-13	.675	9-9	.500	T-5th	NIT Finalist		
2022-23	Texas A&M	25-10	.714	15-3	.833	2nd	NCAA 1st Round	17	17
2023-24	Texas A&M	21-15	.583	9-9	.500	T-7th	NCAA 2nd Round	12	
2024-25	Texas A&M	23-11	.676	11-7	.611	5th	NCAA 2nd Round	7	
2025-26	Maryland	7-8	.467	0-4	.000	-	-	-	-
Totals	19th Year	380-236	.617	178-142	.556		13 Appearances (11 NCAA)		

2025-26 COACHING STAFF



BUZZ WILLIAMS
Head Coach



DEVIN JOHNSON
Associate Head Coach



LYLE WOLF
Assistant Coach



STEVE ROCCAFORTE
Assistant Coach



AKI COLLINS
Assistant Coach / Director of Player Personnel



WABISSA BEDE
Assistant Coach



GREG YOUNG
Special Assistant to the Head Coach



EDDIE BENION
Program Director for Basketball Sports Medicine



STEVE GEPHARDT
Director of Strength and Resilience



JOSH CHAMBERS
Director of Process



GRANT HENDRIX
Director of Basketball Operations



TJ RYAN
Director of Basketball Strategy and Analytics



KAYLA HACKENBERG
Director of Basketball Administration and Head Coach Operations



JELANI SPAIN
Graduate Assistant



SETH ALLEN
Graduate Assistant



#1 DARIUS ADAMS

FRESHMAN • GUARD • 6-5 • 190 • MANCHESTER, N.J. • LA LUMIERE SCHOOL (IN)
MAJOR: LETTERS AND SCIENCES

📷 DARIUSSADAMS / 🐦 DARIUSSADAMSS



SCAN FOR FULL BIO

2025-26 (FRESHMAN):

Ranks 24th nationally and 2nd in the Big Ten with 47 made free throws this season ... Racked up 16 points, two rebounds, two assists, and two steals in his collegiate debut against Coppin State (11/3) ... Had three points, six rebounds, and one assist against Georgetown (11/7) ... Contributed ten points, three rebounds, two assists, and one steal in a win over Alcorn State (11/11) ... Scored 16 points to go with seven rebounds and three assists in win at Marquette (11/15) ... Against Mount St. Mary's (11/19) scored a season-high 19 points thanks to going 17-of-21 from the free throw line - the 17 free throws in the game were the most since Diamond Stone hit 19 in 2015 against Penn State ... Posted his first career 20-point game highlighted by five made threes against Alabama (11/26) in Players Era Tournament ... Finish the three-game Players Era Tournament averaging 16.0 points and 2.3 rebounds - shot 45.0 percent from three point range (9-of-20) ... Posted 12 points and six rebounds against Wagner (12/2) ... Notched seven points, five rebounds and two assists vs. No. 2 Michigan (12/13) ... Scored 18 points hitting three triples against Old Dominion (12/28) ... Scored 13 points vs. Indiana (1/7).

PREP/PERSONAL:

Consensus Top-25 recruit and five-star prospect on the 247Sports and Rivals rankings ... Ranked No. 15 overall in the class of 2025 by Rivals.com including first in Indiana and sixth among shooting guards ... Ranked No. 18 in the On3.com Consensus rankings, while 247Sports placed him No. 23 overall ... Fourth-highest ranked recruit in Maryland history behind Diamond Stone, Derik Queen, and Jalen Smith ... McDonald's All-American and selected for the Jordan Brand Classic ... As a senior, averaged 16.7 points through 11 Nike EYBL Scholastic appearances where he was the second-leading scorer in the league ... During his junior year at La Lumiere, averaged 15.1 points, 5.1 rebounds in 12 Nike EYBL games where he shot 40.5 percent from three-point range ... Spent his first two prep years at Manasquan High School in New Jersey where he scored 1,079 points ... Averaged 20.4 points as a sophomore leading Manasquan to the NJSIAA title ... Earned NJ.com Third Team All-State, First Team All-Group 2 and Shore Conference Player of the Year honors ... Named the Shore Sports Network Freshman of the Year after averaging 14.3 points ... Also held offers from Connecticut, Tennessee, Alabama, Georgetown, Indiana, Michigan State, North Carolina and N.C. State among others.

2025-26 GAME-BY-GAME

Opponent	Date	GS	MIN	Total	3-Pointers	Free throws	Rebounds	PF	A	TO	BLK	STL	PTS	AVG
vs Coppin St.	11/03/2025	*	24:17	3-9	.333	0-5	.000	10-12	.833	1	1	2	2.0	3
Georgetown	11/07/2025	*	23:30	1-6	.167	0-2	.000	1-2	.500	2	4	6	4.0	2
Alcorn	11/11/2025	*	25:47	3-11	.273	2-7	.286	2-2	1.000	2	1	3	3.7	3
at Marquette	11/15/2025	*	34:07	5-10	.500	0-4	.000	6-7	.857	0	7	7	4.5	2
Mount St. Mary's	11/19/2025	*	38:37	1-4	.250	0-3	.000	17-21	.810	3	4	7	5.0	2
vs UNLV	11/24/2025	*	31:39	4-13	.308	2-9	.222	5-7	.714	3	1	4	4.8	0
vs Gonzaga	11/25/2025	*	25:40	3-8	.375	2-4	.500	5-7	.714	0	0	0	4.1	2
vs Alabama	11/26/2025	*	27:12	7-17	.412	5-7	.714	1-2	.500	0	3	3	4.0	4
Wagner	12/02/2025	*	25:41	3-12	.250	2-4	.500	4-6	.667	3	3	6	4.2	2
at Iowa	12/06/2025	*	16:41	1-6	.167	0-4	.000	6-10	.600	0	1	1	3.9	2
Michigan	12/13/2025	*	27:11	3-10	.300	0-4	.000	1-3	.333	1	4	5	4.0	1
at Virginia	12/20/2025	*	22:08	3-10	.300	1-4	.250	2-2	1.000	1	3	4	4.0	1
Old Dominion	12/28/2025	*	29:26	6-16	.375	3-6	.500	3-4	.750	0	2	2	3.8	2
Oregon	01/02/2026	*	31:49	3-15	.200	1-7	.143	2-4	.500	2	2	4	3.9	0
Indiana	01/07/2026	*	18:31	5-10	.500	1-3	.333	2-2	1.000	0	2	2	3.7	5
Totals			13	402:16	51-157	.325	19-73	.260	67-91	.736	18	38	56	3.7
											31	22	29	3
												9	188	12.5

Player Averages

Games Played	Minutes/game	Points/game	FG Pct	3FG Pct	FT Pct	Rebounds/game	Assists/game	Turnovers/game	Assist/Turnover ratio	Steals/game	Blocks/game
15	26.8	12.5	32.5	26.0	73.6	3.7	1.5	1.9	0.8	0.6	0.2

SEASON/CAREER HIGHS

	2025-26 SEASON	CAREER HIGHS
POINTS	20 vs. #8 Alabama (11/26/25)	
REBOUNDS	7, 2x, last vs. Mount St. Mary's (11/19/25)	
ASSISTS	3, 3x, last vs. Oregon (1/2/26)	
BLOCKS	1, 3x, last vs. Old Dominion (12/28/25)	
STEALS	2 vs. Coppin State (11/3/25)	
FGM	7 vs. #8 Alabama (11/26/25)	
FGA	17 vs. #8 Alabama (11/26/25)	
3FGM	5 vs. #8 Alabama (11/26/25)	
3FGA	9 vs. UNLV (11/24/25)	
FTM	17 vs. Mount St. Mary's (11/19/25)	
FTA	21 vs. Mount St. Mary's (11/19/25)	
MINUTES	39 vs. Mount St. Mary's (11/19/25)	

MISCELLANEOUS STATS

Category	Season	Career	Last Time
Double-Figure Scoring	10	10	13 vs. Indiana (1/7/26)
20-plus Points	1	1	20 vs. #8 Alabama (11/26/25)
5-plus Rebounds	4	4	5 vs. #2 Michigan (12/13/25)
5-plus Assists			
3-plus Steals			
Double-Doubles			

CAREER STATS

CAREER STATS				Field Goals		3-Point		F-Throws		Rebounds									Scoring	
SEASON	TEAM	GP-GS	MIN/AVG	FG-FGA	FG%	3FG-3FGA	3FG%	FT-FTA	FT%	OFF	DEF	TOT	AVG	PF-FO	A	TO	BLK	STL	PTS	AVG
2025-26	MD	15-13	402/26.8	51-157	.325	19-73	.260	67-91	.736	18	38	56	3.7	31-1	22	29	3	9	188	12.5
TOTAL		15-13	402/26.8	51-157	.325	19-73	.260	67-91	.736	18	38	56	3.7	31-1	22	29	3	9	188	12.5



#2 MYLES RICE

REDSHIRT JUNIOR • GUARD • 6-3 • 185 • COLUMBIA, S.C. • SANDY CREEK HS • WASHINGTON STATE • INDIANA
MAJOR: MPS, TECHNOLOGY ENTREPRENEURSHIP

📷 MYLESRICEEE / 🐦 MYLESRICEEE



SCAN FOR FULL BIO

2025-26 GAME-BY-GAME

Opponent	Date	GS	MIN	Total		3-Pointers		Free throws		Rebounds				PF		A		TO		BLK		STL		PTS		AVG
				FG	FGA	PCT	3FG	3FGA	PCT	FT	FTA	PCT	OFF	DEF	TOT	AVG										
Georgetown	11/07/2025		27:16	4-9	.444		1-2	.500		10-10	1.000		1	6	7	7.0	4	1	4	0	1	19	19.0			
vs UNLV	11/24/2025		22:37	3-7	.429		2-4	.500		0-0	.000		0	3	3	5.0	1	6	2	0	2	8	13.5			
vs Gonzaga	11/25/2025		10:27	0-2	.000		0-0	.000		1-2	.500		1	0	1	3.7	1	1	2	0	1	1	9.3			
vs Alabama	11/26/2025		11:40	0-4	.000		0-2	.000		0-0	.000		0	0	0	2.8	1	3	0	0	0	0	7.0			
Wagner	12/02/2025	*	26:16	6-9	.667		0-0	.000		4-4	1.000		0	4	4	3.0	1	1	1	0	5	16	8.8			
at Iowa	12/06/2025	*	09:31	0-3	.000		0-1	.000		0-0	.000		0	0	0	2.5	0	0	3	0	0	0	7.3			
Michigan	12/13/2025		20:24	5-8	.625		3-4	.750		2-2	1.000		0	2	2	2.4	3	1	3	0	1	15	8.4			
at Virginia	12/20/2025	*	24:02	3-10	.300		2-4	.500		4-4	1.000		0	1	1	2.3	3	4	3	0	0	12	8.9			
Old Dominion	12/28/2025		15:25	2-6	.333		0-3	.000		2-2	1.000		0	3	3	2.3	2	1	0	0	0	6	8.6			
Oregon	01/02/2026		13:19	1-3	.333		0-1	.000		0-0	.000		0	2	2	2.3	3	0	1	0	2	2	7.9			
Indiana	01/07/2026		14:56	1-3	.333		0-1	.000		0-0	.000		0	1	1	2.2	1	0	0	0	1	2	7.4			
Totals			3	195:53	25-64	.391	8-22	.364	23-24	.958	2	22	24	2.2	20	18	19	0	13	81	7.4					

Player Averages

Games Played	Minutes/game	Points/game	FG Pct	3FG Pct	FT Pct	Rebounds/game	Assists/game	Turnovers/game	Assist/Turnover ratio	Steals/game	Blocks/game
11	17.8	7.4	39.1	36.4	95.8	2.2	1.6	1.7	0.9	1.2	0.0

2025-26 (RS-JUNIOR)

Posted 19 points, seven rebounds, one assist, and one steal in his debut as a Terp against Georgetown (11/7) ... Missed the Coppins State, Alcorn State, Marquette, and Mount St. Mary's games due to injury ... Returned to the line-up against UNLV (11/24) where he posted eight points, six assists, and three rebounds ... Scored 16 points while adding four rebounds and a season-high five steals against Wagner (12/2) ... Had his third double-figure scoring game of the season with 15 points (highlighted by 3-4 3FG) against No. 2 Michigan (12/13).

2024-25 (RS-SOPHOMORE AT INDIANA)

2025 Bob Cousy Point Guard of the Year Award Watchlist ... Team Captain ... Appeared in all 32 games and made 25 starts ... one of four Hoosiers to appear in all 32 games ... Averaged 10.1 points, 2.8 rebounds, 2.8 assists, and 1.0 steal per game ... Shot 41.2% (112-of-272) from the floor, 32.5% (27-of-83) from the 3-point line, and 81.8% (72-of-88) from the free throw line ... Reached double figures in the scoring column on 18 occasions with four 20-point games ... Notched 21 multi-assist games ... produced eight multi-steal games ... Scored 23 points, four rebounds, three assists, and one steal against South Carolina (Nov. 16) ... Produced 20 points, five rebounds, six assists, and one steal against UNC Greensboro (Nov. 21) ... Tallied 20 points, three rebounds, one assist, and four steals at Nebraska (Dec. 13) ... Finished with 21 points, five rebounds, three assists, and two steals against Rutgers (Jan. 2) ... Registered 19 points, nine rebounds, six assists, one steal, and one block against USC (Jan. 8) ... Recorded 16 points, one rebound, and three assists against Maryland (Jan. 26).

CAREER AT WASHINGTON STATE

Was a Freshman All-American and All-Pac-12 performer ... Produced 519 points, 108 rebounds, 134 assists, 56 steals, and 36 made 3-pointers in 35 career starts with the Cougars ... Averaged 14.8 points, 3.1 rebounds, 3.8 assists, and 1.6 steals per game on .439/.275/.811 shooting splits in one season with the Cougars ... Scored double figures in 27 games ... Recorded six games with 20 or more points scored ... Posted 13 games with at least five assists ... Compiled 16 multi-steal games.

PREP/PERSONAL

Played for head coach Jon-Michael Nickerson at Sandy Creek (Tyrone, Ga.) ... Rated by multiple prep analysts as a top-50 senior point guard in the country, and a top-15 college basketball prospect in Georgia ... Led Sandy Creek to a 28-5 overall record and a perfect 14-0 conference record ... Averaged 19.1 points, 4.5 rebounds, 6.0 assists, and 2.4 steals per game as a senior ... Averaged 19.3 points, 8.7 rebounds, and 4.0 assists per game as a junior at Eastside High School before transferring to Sandy Creek ... Played for the Atlanta Celtics throughout the AAU circuit ... Son of Joel and Tamara Rice.

SEASON/CAREER HIGHS

	2025-26 SEASON	CAREER HIGHS
POINTS	19 vs. Georgetown (11/7/25)	35 at Stanford (1/18/24)
REBOUNDS	7 vs. Georgetown (11/7/25)	9, 2x, last vs. Southern California (1/8/25)
ASSISTS	6 vs. UNLV (11/24/25)	8, 2x, last at Stanford (1/18/24)
STEALS	5 vs. Wagner (12/2/25)	7 vs. Grambling (12/10/23)
BLOCKS		1, 9x, last vs. Oregon (3/13/25)
FGM	6 vs. Wagner (12/2/25)	15 at Stanford (1/18/24)
FGA	10 at #23 Virginia (12/20/25)	24 at Stanford (1/18/24)
3FGM	3 vs. #2 Michigan (12/13/25)	6 vs. Eastern Washington (11/27/23)
3FGA	4, 3x, last at #23 Virginia (12/20/25)	10 at Stanford (1/18/24)
FTM	10 vs. Georgetown (11/7/25)	9 vs. Southern California (1/8/25)
FTA	10 vs. Georgetown (11/7/25)	11, 2x, last vs. Southern California (1/8/25)
MINUTES	27 vs. Georgetown (11/7/25)	42 at California (1/20/24)

MISCELLANEOUS STATS

Category	Season	Career	Last Time
Double-Figure Scoring	4	49	12 at #23 Virginia (12/20/25)
20-plus Points		10	21 at Rutgers (1/2/25)
5-plus Rebounds	1	14	7 vs. Georgetown (11/7/25)
5-plus Assists	1	20	6 vs. UNLV (11/24/25)
3-plus Steals	1	9	5 vs. Wagner (12/2/25)
Double-Doubles		-	-

CAREER STATS

				Field Goals		3-Point		F-Throws		Rebounds										Scoring	
SEASON	TEAM	GP-GS	MIN/AVG	FG-FGA	FG%	3FG-3FGA	3FG%	FT-FTA	FT%	OFF	DEF	TOT	AVG	PF-FO	A	TO	BLK	STL	PTS	AVG	
2023-24	WSU	35-35	1161/33.2	190-433	.439	36-131	.275	103-127	.811	15	93	108	3.1	96-2	134	90	6	56	519	14.8	
2024-25	IND	32-25	878/27.4	112-272	.412	27-83	.325	72-88	.818	14	74	88	2.8	83-1	88	69	3	32	323	10.1	
2025-26	MD	11-3	196/17.8	25-64	.391	8-22	.364	23-24	.958	2	22	24	2.2	20-0	18	19	0	13	81	7.4	
TOTAL FOR MD		11-3	196/17.8	25-64	.391	8-22	.364	23-24	.958	2	22	24	2.2	20-0	18	19	0	13	81	7.4	
TOTAL		78-63	2235/28.7	327-769	.425	71-236	.301	198-239	.828	31	189	220	2.8	199-3	240	178	9	101	923	11.8	



#4 RAKEASE PASSMORE

SOPHOMORE • GUARD • 6-5 • 195 • PALATKA, FLA. • COMBINE ACADEMY • KANSAS
MAJOR: LETTERS AND SCIENCES

📷 NBA.KEASE / 🐦 RAKEASE



2025-26 GAME-BY-GAME



SCAN FOR FULL BIO

CAREER SUMMARY

Played one season at Kansas in 2024-25 before transferring to Maryland ... Saw action in 23 games in his lone season at KU ... Described as an explosive athlete who can get downhill ... Has the ability to catch-and-shoot threes and is a threat to create offense in transition at all times.

2025-26 (SOPHOMORE)

Will redshirt the 2025-26 season after suffering a torn Achilles tendon during the preseason.

2024-25 (FRESHMAN AT KANSAS)

Appeared in 23 games and averaged 5.0 minutes, 0.7 points and 0.6 rebounds per contest ... Logged 10-plus minutes in four contests ... Played in 10 Big 12 contests and all three postseason games ... Opened the season playing a career-high 16 minutes against Howard (11/4) ... Scored a season-high five points versus Furman (11/30) ... Had a season-high three assists at UCF (1/5).

PREP/PERSONAL

Played his final two prep seasons at Combine Academy in Lincoln County, North Carolina ... Averaged 19.2 points, 5.5 rebounds, 2.9 assists and 1.5 steals per game his senior season in 2023-24 ... Made 48.2 percent from the field, including 35.2 percent from three-point range last season ... In 2022-23 as a junior, averaged 13.9 points, 4.6 rebounds and 2.7 assists per game ... Played at A.C. Reynolds High School in Asheville, North Carolina before transferring to Combine ... As a sophomore at A.C. Reynolds, averaged 19.0 points, 6.9 rebounds and 2.9 assists per game in 2021-22 ... Averaged 15.1 points and 5.9 rebounds his while playing varsity his freshman year at A.C. Reynolds ... Ended ranked No. 34 by ESPN.com, No. 42 by Rivals.com and No. 49 by 247Sports.com.

SEASON/CAREER HIGHS

	2025-26 SEASON	CAREER HIGHS
POINTS		5 vs Furman (11/30/24)
REBOUNDS		3 vs UNCW (11/19/24)
ASSISTS		3 at UCF (1/5/25)
STEALS		1, 5x, last at BYU (2/18/25)
BLOCKS		1 at Iowa St. (1/15/25)
FGM		2 vs Furman (11/30/24)
FGA		3, 3x, last at BYU (2/18/25)
3FGM		1, 2x, last vs Furman (11/30/24)
3FGA		2, 2x, last vs Kansas St. (1/18/25)
FTM		1, 3x, last vs Kansas St. (1/18/25)
FTA		2, 3x, last vs Kansas St. (1/18/25)
MINUTES		16 vs. Howard (11/4/24)

MISCELLANEOUS STATS

Category	Season	Career	Last Time
Double-Figure Scoring			
20-plus Points			
10-plus Rebounds			
5-plus Rebounds			
5-plus Assists			
3-plus Steals			
Double-Doubles			

CAREER STATS

				Field Goals		3-Point		F-Throws		Rebounds									Scoring	
SEASON	TEAM	GP-GS	MIN/AVG	FG-FGA	FG%	3FG-3FGA	3FG%	FT-FTA	FT%	OFF	DEF	TOT	AVG	PF-FO	A	TO	BLK	STL	PTS	AVG
2024-25	KU	23-0	116/5.0	6-21	.286	2-9	.222	3-7	.429	4	10	14	0.6	13-0	7	14	1	5	17	0.7
TOTAL FOR MD		0-0	0/0.0	0-0	.000	0-0	.000	0-0	.000	0	0	0	0.0	0-0	0	0	0	0	0	0.0
TOTAL		23-0	116/5.0	6-21	.286	2-9	.222	3-7	.429	4	10	14	0.6	13-0	7	14	1	5	17	0.7



#7 ANDRE MILLS

REDSHIRT FRESHMAN • GUARD • 6-4 • 205 • BOSTON, MASS. • BRIMMER AND MAY SCHOOL • TEXAS A&M
MAJOR: LETTERS AND SCIENCES

📷 ANDRE2TIMEZ1 / 🐦 ANDRE2TIMEZ1



SCAN FOR FULL BIO

2025-26 GAME-BY-GAME

Opponent	Date	GS	MIN	Total		3-Pointers		Free throws		Rebounds				PF	A	TO	BLK	STL	PTS	AVG	
				FG-FGA	PCT	3FG-3FGA	PCT	FT-FTA	PCT	OFF	DEF	TOT	AVG								
vs Coppin St.	11/03/2025	*	30:13	4-8	.500	3-7	.429	2-2	1.000	1	5	6	6.0	3	2	2	1	2	13	13.0	
Georgetown	11/07/2025	*	19:49	1-3	.333	1-3	.333	3-6	.500	0	2	2	4.0	3	0	1	1	0	6	9.5	
Alcorn	11/11/2025	*	27:12	6-10	.600	3-6	.500	1-2	.500	3	5	8	5.3	0	3	3	0	2	16	11.7	
at Marquette	11/15/2025	*	21:47	3-9	.333	0-3	.000	5-5	1.000	0	4	4	5.0	4	4	2	0	0	11	11.5	
Mount St. Mary's	11/19/2025	*	35:45	4-12	.333	0-3	.000	4-8	.500	4	4	8	5.6	3	1	1	0	1	12	11.6	
vs UNLV	11/24/2025	*	26:53	3-7	.429	1-4	.250	2-2	1.000	2	6	8	6.0	3	0	3	1	0	9	11.2	
vs Gonzaga	11/25/2025	*	21:03	4-8	.500	1-1	1.000	2-2	1.000	1	2	3	5.6	3	0	1	0	0	11	11.1	
vs Alabama	11/26/2025	*	30:48	3-11	.273	0-5	.000	0-0	.000	0	3	3	5.3	2	1	0	0	0	6	10.5	
Wagner	12/02/2025		18:52	0-9	.000	0-5	.000	2-2	1.000	2	1	3	5.0	1	1	2	0	1	2	9.6	
at Iowa	12/06/2025		20:49	3-6	.500	1-3	.333	4-4	1.000	0	3	3	4.8	1	1	2	0	0	11	9.7	
Michigan	12/13/2025	*	23:01	2-6	.333	0-3	.000	0-0	.000	2	0	2	4.5	4	1	1	0	1	4	9.2	
at Virginia	12/20/2025		22:55	3-6	.500	2-4	.500	0-1	.000	1	3	4	4.5	3	1	2	1	0	8	9.1	
Old Dominion	12/28/2025	*	26:16	4-10	.400	3-5	.600	0-0	.000	0	3	3	4.4	3	5	1	1	3	11	9.2	
Oregon	01/02/2026	*	26:18	1-10	.100	0-4	.000	2-2	1.000	2	4	6	4.5	1	2	1	1	0	4	8.9	
Indiana	01/07/2026	*	32:15	4-8	.500	1-3	.333	1-3	.333	3	4	7	4.7	4	4	2	0	0	10	8.9	
Totals			12	383:56	45-123	.366	16-59	.271	28-39	.718	21	49	70	4.7	38	26	24	6	10	134	8.9

Player Averages

Games Played	Minutes/game	Points/game	FG Pct	3FG Pct	FT Pct	Rebounds/game	Assists/game	Turnovers/game	Assist/Turnover ratio	Steals/game	Blocks/game
15	25.6	8.9	36.6	27.1	71.8	4.7	1.7	1.6	1.1	0.7	0.4

2025-26 (RS-FRESHMAN)

Posted 13 points, six rebounds, two assists, two steals, and one block in a win over Coppin State (11/3) - his first collegiate game ... Added six points, two rebounds, and a block against Georgetown (11/7) ... Recorded 16 points, eight rebounds, three assists, and two steals in a win at home against Alcorn State (11/11) ... Scored 11 points while adding four rebounds and four assists in win at Marquette (11/15) ... Notched 12 points and eight rebounds in overtime win against Mount St. Mary's (11/19) ... Nearly had a double-double in win over UNLV (11/24) with nine points and eight rebounds ... Scored 11 points against No. 12 Gonzaga (11/25) ... Had 11 points, 5 assists, and three steals against Old Dominion (12/28) ... Scored 10 points while adding seven rebounds and four assists vs. Indiana (1/7).

2024-25 (FRESHMAN AT TEXAS A&M)

Redshirted his true freshman season at Texas A&M.

PREP/PERSONAL

Earned All-NEPSAC (New England Preparatory School Athletic Council) honors after averaging 22.0 points, 7.0 rebounds and 4.0 assists as a junior in 2022-23 ... Mills led Brimmer and May School to 21 wins and a third-place finish heading into the playoffs. Team fell in the semifinals to eventual champions, Worcester Academy and finished the year ranked No. 10 in New England ... 4-star prospect ranked No. 96 nationally and No. 21 among shooting guards by 247sports.com ... 3-star prospect ranked No. 53 nationally among shooting guards by ESPN.com ... 3-star prospect ranked No. 139 nationally and No. 32 among shooting guards by Rivals.com ... Rated the nation's No. 50 shooting guard nationally by On3 ... No. 4 prospect in New England by NewEnglandRecruitingReport.com ... Competed for the Mass Rivals AAU program on the 3SSB Adidas Circuit ... Also held offers from Boston College, Iowa, UMass, Providence and Temple ... Grandson of Cheryl and Tracy McDaniels.

SEASON/CAREER HIGHS

	2025-26 SEASON	CAREER HIGHS
POINTS	16 vs. Alcorn State (11/11/25)	
REBOUNDS	8, 3x, last vs. UNLV (11/24/25)	
ASSISTS	5 vs. Old Dominion (12/28/25)	
BLOCKS	1, 6x, last vs. Oregon (1/2/26)	
STEALS	3 vs. Old Dominion (12/28/25)	
FGM	6 vs. Alcorn State (11/11/25)	
FGA	12 vs. Mount St. Mary's (11/19/25)	
3FGM	3, 3x, last vs. Old Dominion (12/28/25)	
3FGA	7 vs. Coppin State (11/3/25)	
FTM	5 at Marquette (11/15/25)	
FTA	8 vs. Mount St. Mary's (11/19/25)	
MINUTES	36 vs. Mount St. Mary's (11/19/25)	

MISCELLANEOUS STATS

Category	Season	Career	Last Time
Double-Figure Scoring	8	8	10 vs. Indiana (1/7/26)
20-plus Points	-	-	-
10-plus Rebounds	-	-	-
5-plus Assists	1	1	5 vs. Old Dominion (12/28/25)
5-plus Steals	-	-	-
Double-Doubles	-	-	-

CAREER STATS

CAREER TOTAL				Field Goals		3-Point		F-Throws		Rebounds									Scoring	
SEASON	TEAM	GP-GS	MIN/AVG	FG-FGA	FG%	3FG-3FGA	3FG%	FT-FTA	FT%	OFF	DEF	TOT	AVG	PF-FO	A	TO	BLK	STL	PTS	AVG
2025-26	MD	15-12	384/25.6	45-123	.366	16-59	.271	28-39	.718	21	49	70	4.7	38-0	26	24	6	10	134	8.9
TOTAL		15-12	384/25.6	45-123	.366	16-59	.271	28-39	.718	21	49	70	4.7	38-0	26	24	6	10	134	8.9



#8 DAVID "DIGGY" COIT

GRADUATE STUDENT • GUARD • 5-11 • 180 • COLUMBUS, N.J. • SCOTLAND (PA.) CAMPUS SPORTS • ATLANTIC CAPE CC • NORTHERN ILLINOIS • KANSAS

MAJOR: MANAGEMENT STUDIES

📷 DIGGYCOIT / 🐦 DIGGYCOIT11



SCAN FOR FULL BIO

2025-26 (GRADUATE)

Notched 13 points, four rebounds, four assists, and two steals in the season-opening win against Coppin State (11/3) ... Contributed 10 points, one rebound, and one steal against Georgetown (11/7) ... Added nine points, five rebounds, three assists, and one steal in a win over Alcorn State (11/11) ... Scored a season-high 19 points (4-7 3FG) with five assists in win at Marquette (11/15) ... Scored a career-high and XFINITY Center record 41 points in overtime win against Mount St. Mary's (11/19) - that marked just the eighth 40-point game in Maryland history and the third-most in the NCAA this season ... Coit scored 16 of Maryland's final 19 points in regulation to force overtime and was 11-of-17 (8-of-10 3FG, 11-of-11 FT) from the field ... Posted his second 30-plus point game of the season with 31 against No. 2 Michigan (12/13) - was 10-of-20 from the floor including 8-of-12 from three-point range to tie his career-high for made threes ... Also added six rebounds and three assists against the Wolverines.

2024-25 (SENIOR AT KANSAS)

Played in 34 games (three starts) where he averaged 5.1 points, 1.5 rebounds, and 1.3 assists per game ... Shot a career-best 38.7 percent from three-point range ... Also added 16 steals for the season ... Had six double-figure scoring games including a season-high 15 points (5-of-9 3FG) against Oklahoma State (2/22) ... Scored 14 points in a pair of games at Missouri (12/8) and at Houston (3/3) ... Had 12 games with multiple made threes.

2023-24 (JUNIOR AT NORTHERN ILLINOIS)

Earned All-MAC Third Team and NABC All-District 14 Second Team honors ... Started all 29 games and averaged 20.8 points per game, which ranked second in the Mid-American Conference (MAC) and 24th nationally ... Also averaged 3.4 assists and 3.2 rebounds per contest ... Made 94 threes and his 3.3 three-point field goals made per game ranked 10th nationally ... Shot 88.5 percent from the free throw line (108-of-122), which was 28th in the nation ... Had a 1.4 assist/turnover ratio, which was seventh-best in the MAC ... Averaged 37.0 minutes per game, which ranked ninth nationally ... Scored in double figures 28 times including 16 20-plus point games and four 30-plus point games ... Led NIU in scoring 16 times, in assists 19 times and in steals 12 times ... Named MAC Player of the Week on March 4 after averaging 31.0 points, 4.0 rebounds and 4.0 assists per game against Akron and Toledo ... Recorded a double-double at Western Michigan (1/9) with 32 points and 10 assists ... Scored a season-high 37 points at Buffalo (3/8) ... Grabbed a season-best eight rebounds against Little Rock (11/18).

PREP/PERSONAL

Played his final prep season at Scotland (Pa.) Campus Sports ... Graduated from Kansas in May 2025 with a degree in liberal arts.

2025-26 GAME-BY-GAME

Opponent	Date	GS	MIN	Total		3-Pointers		Free throws		Rebounds		PF	A	TO	BLK	STL	PTS	AVG		
				FG-FGA	PCT	3FG-3FGA	PCT	FT-FTA	PCT	OFF	DEF								TOT	AVG
vs Coppin St.	11/03/2025		27:52	4-9	.444	3-6	.500	2-2	1.000	1	3	4	4.0	1	4	1	0	2	13	13.0
Georgetown	11/07/2025		32:43	3-13	.231	2-9	.222	2-2	1.000	0	1	1	2.5	1	0	1	0	1	10	11.5
Alcorn	11/11/2025	*	31:47	3-7	.429	2-4	.500	1-2	.500	0	5	5	3.3	2	3	1	0	1	9	10.7
at Marquette	11/15/2025	*	37:10	6-13	.462	4-7	.571	3-4	.750	0	3	3	3.3	1	5	4	0	1	19	12.8
Mount St. Mary's	11/19/2025	*	39:26	11-17	.647	8-10	.800	11-11	1.000	0	2	3	3.0	2	3	1	0	1	41	18.4
vs UNLV	11/24/2025	*	27:57	3-11	.273	3-10	.300	2-2	1.000	0	2	2	2.8	1	3	5	0	1	11	17.2
vs Gonzaga	11/25/2025	*	25:59	2-7	.286	0-4	.000	2-2	1.000	0	0	0	2.4	1	4	2	0	1	6	15.6
vs Alabama	11/26/2025	*	15:54	3-5	.600	0-2	.000	0-1	.000	0	1	1	2.3	0	0	1	0	1	6	14.4
Wagner	12/02/2025		22:47	1-3	.333	0-1	.000	2-2	1.000	0	2	2	2.2	2	4	0	0	1	4	13.2
at Iowa	12/06/2025		25:28	4-10	.400	3-6	.500	2-2	1.000	0	2	2	2.2	2	0	3	0	1	13	13.2
Michigan	12/13/2025	*	38:11	10-20	.500	8-12	.667	3-3	1.000	1	5	6	2.5	1	3	1	0	1	31	14.8
at Virginia	12/20/2025	*	26:27	4-9	.444	3-7	.429	4-4	1.000	0	3	3	2.6	3	6	3	0	0	15	14.8
Old Dominion	12/28/2025		20:06	0-2	.000	0-2	.000	0-0	.000	0	1	1	2.5	3	6	2	0	0	0	13.7
Oregon	01/02/2026		21:09	2-9	.222	1-7	.143	3-3	1.000	0	0	2	2.3	0	1	3	0	0	8	13.3
Indiana	01/07/2026		26:34	5-12	.417	1-6	.167	0-0	.000	0	2	2	2.3	1	1	2	0	0	11	13.1
Totals		8	419:30	61-147	.415	38-93	.409	37-40	.925	2	32	34	2.3	21	43	30	0	12	197	13.1

Player Averages

Games Played	Minutes/game	Points/game	FG Pct	3FG Pct	FT Pct	Rebounds/game	Assists/game	Turnovers/game	Assist/Turnover ratio	Steals/game	Blocks/game
15	28.0	13.1	41.5	40.9	92.5	2.3	2.9	2.0	1.4	0.8	0.0

SEASON/CAREER HIGHS

	2025-26 SEASON	CAREER HIGHS
POINTS	41 vs. Mount St. Mary's (11/19/25)	41 vs. Mount St. Mary's (11/19/25)
REBOUNDS	6 vs. #2 Michigan (12/13/25)	8, 2x, last vs. Little Rock (11/18/23)
ASSISTS	6, 2x, last vs. Old Dominion (12/28/25)	10 at Western Michigan (12/21/24)
BLOCKS		1, 6x, last vs. UNC Wilmington (11/19/24)
STEALS	2 vs. Coppin State (11/3/25)	7 vs. Berry (11/14/23)
FGM	11 vs. Mount St. Mary's (11/19/25)	12, 2x, last at Akron (3/2/24)
FGA	20 vs. #2 Michigan (12/13/25)	29 vs. Ill- Springfield (11/7/22)
3FGM	8, 2x, last vs. #2 Michigan (12/13/25)	8, 2x, last vs. Mount St. Mary's (11/19/25)
3FGA	12 vs. #2 Michigan (12/13/25)	20 vs. Ill- Springfield (11/7/22)
FTM	11 vs. Mount St. Mary's (11/19/25)	11, 2x, last vs. Mount St. Mary's (11/19/25)
FTA	11 vs. Mount St. Mary's (11/19/25)	11, 2x, last vs. Mount St. Mary's (11/19/25)
MINUTES	39 vs. Mount St. Mary's (11/19/25)	49 at Central Michigan (1/30/24)

MISCELLANEOUS STATS

Category	Season	Career	Last Time
Double-Figure Scoring	9	65	11 vs. Indiana (1/7/26)
20-plus Points	2	27	31 vs. #2 Michigan (12/13/25)
5-plus Rebounds	2	16	6 vs. #2 Michigan (12/13/25)
5-plus Assists	3	16	6 vs. Old Dominion (12/28/25)
3-plus Steals		8	4 vs. Colorado State (3/23/25)
Double-Doubles	1	32 pts, 10 ast at Central Michigan (1/30/24)	

CAREER STATS

SEASON	TEAM	GP-GS	MIN/AVG	Field Goals FG-FGA FG%	3-Point 3FG-3FGA 3FG%	F-Throws FT-FTA FT%	Rebounds OFF DEF TOT AVG	PF-FO	A	TO	BLK	STL	PTS	AVG
2022-23	NIU	29-26	996/34.4	158-368 .429	81-215 .377	52-60 .867	8 74 82 2.8	29-0	81	50	0	36	449	15.5
2023-24	NIU	29-29	1072/37.0	200-492 .407	94-279 .337	108-122 .885	9 84 93 3.2	40-0	98	70	6	27	602	20.8
2024-25	KU	34-3	526/15.5	59-156 .378	46-119 .387	9-12 .750	3 48 51 1.5	29-0	44	16	1	16	173	5.1
2025-26	MD	15-8	420/28.0	61-147 .415	38-93 .409	37-40 .925	2 32 34 2.3	21-0	43	30	0	12	197	13.1
TOTAL FOR MD		15-8	420/28.0	61-147 .415	38-93 .409	37-40 .925	2 32 34 2.3	21-0	43	30	0	12	197	13.1
TOTAL		107-66	3014/28.2	478-1163 .411	259-706 .367	206-234 .880	22 238 260 2.4	119-0	266	166	7	91	1421	13.3



#9 SOLOMON WASHINGTON

SENIOR • FORWARD • 6-7 • 220 • NEW ORLEANS, LA. • CARVER HS • TEXAS A&M
MAJOR: SOCIOLOGY

📸 NOLIMIT_SA / 🐦 NOLIMITSA_1



SCAN FOR FULL BIO

2025-26 (SENIOR)

Has missed the first eight games of the season due to injury ... Made his Maryland debut against Wagner (12/2) which included his first start as a Terp - finished the game with 10 points, six rebounds, a block and a steal ... Notched nine points and 12 rebounds at Virginia (12/20) ... Had his first double-double at Maryland (third of his career) with 13 points and a career-best 13 rebounds against Old Dominion (12/28) ... Had his second double-double of the season with a team-high 17 points and 12 rebounds against Oregon (1/2) - his third straight game with double-figure rebounds ... Nearly had a double-double with 14 points and nine rebounds while adding three steals and a block against Indiana (1/7).

2024-25 (JUNIOR AT TEXAS A&M)

Played in 32 games averaging 4.7 points and 5.1 rebounds ... His 5.1 rebounds were third-best on the squad ... Had five double-figure scoring games with a season-high 17 points against Georgia (2/11) ... Notched three double-figure rebounding games with a season-high and career-high 11 on two occasions: vs. Southern (11/20) and vs. Houston Christian (12/20).

2023-24 (SOPHOMORE AT TEXAS A&M)

Moved into the starting lineup in mid-January and averaged 8.6 points, 6.4 rebounds and 1.5 blocks in 19 starts as the Aggies advanced to the second round of the NCAA Tournament ... In the month of March, Washington raised his average to 10.9 points, 8.0 rebounds and 2.0 blocks per contest ... In that span, Washington ranked No. 3 in blocks and No. 4 in rebounds among all SEC players ... For the full season, Washington slashed 7.4 points/5.7 rebounds/ 1.1 blocks... Posted a team-best 37 blocks ... Ranked No. 3 on the team in field goal percentage (.483) and rebounding ... Saw action in 34 of 36 games with 20 starts ... Missed the first two games of the SEC schedule (both losses) after taking a hard fall vs. Prairie View A&M (12/30) ... Hit his career high with 18 points against Iowa State in the ESPN Events Invitational (11/26) and vs. Florida in the SEC Tournament semifinals (3/16) ... Was the Aggies' leading scorer against the Cyclones while rallying from a school-record 21 point deficit and without Tyrece Radford and Henry Coleman III in the lineup due to injuries ... Posted a career-high (and school NCAA T record) four blocks vs. Nebraska in the NCAA Tournament (3/22) ... Tallied a pair of double-doubles with 18 points and 10 rebounds vs. the Gators in Nashville and 10 points/10 rebounds at Ole Miss in the regular season finale (3/9) ... Washington reached double figures in points 10 times and the Aggies were 8-2 in those games ... Team was also 8-2 when "Solo" attempted at least seven FG attempts ... Team was 10-2 when he blocked at least two shots.

PREP/PERSONAL

Was named the 2022 Gatorade Louisiana Boys Basketball Player of the Year ... Rated as a three-start prospect and the No. 1 ranked recruit from Louisiana in the 247Sports Composite ... Led the George Washington Carver Collegiate Academy to a 33-5 record and a Class 4A state championship after averaging 14.9 points, 11.1 rebounds, 3.0 assists, 2.6 blocks and 2.4 steals per game in 2021-22 ... Recorded 23 double-doubles, including a 14-point, 20-rebound performance in the state championship game in which he also had nine assists and six blocks ... Was a two-time first team all-state selection and amassed 1,642 points and 1,435 rebounds in his career ... Maintained a 3.05 GPA in the classroom, and volunteered locally with Thrive New Orleans and as a youth camp counselor.

CAREER STATS

				Field Goals		3-Point		F-Throws		Rebounds				Scoring						
SEASON	TEAM	GP-GS	MIN/AVG	FG-FGA	FG%	3FG-3FGA	3FG%	FT-FTA	FT%	OFF	DEF	TOT	AVG	PF-FO	A	TO	BLK	STL	PTS	AVG
2022-23	AM	31-4	381/12.3	33-69	.478	4-15	.267	28-35	.800	40	49	89	2.9	58-1	10	15	16	15	98	3.2
2023-24	AM	34-20	808/23.8	87-180	.483	17-60	.283	60-85	.706	81	114	195	5.7	89-4	26	27	38	26	251	7.4
2024-25	AM	32-23	710/22.2	49-137	.358	10-53	.189	41-59	.695	73	89	162	5.1	82-2	27	29	38	27	149	4.7
2025-26	MD	7-7	211/30.1	23-58	.397	3-13	.231	25-34	.735	25	38	63	9.0	22-0	1	9	6	7	74	10.6
TOTAL FOR MD		7-7	211/30.1	23-58	.397	3-13	.231	25-34	.735	25	38	63	9.0	22-0	1	9	6	7	74	10.6
TOTAL		104-54	2109/20.3	192-444	.432	34-141	.241	154-213	.723	219	290	509	4.9	251-7	64	80	98	75	572	5.5

2025-26 GAME-BY-GAME

Opponent	Date	GS	MIN	Total		3-Pointers		Free throws		Rebounds			PF	A	TO	BLK	STL	PTS	AVG		
				FG-FGA	PCT	3FG-3FGA	PCT	FT-FTA	PCT	OFF	DEF	TOT								AVG	
Wagner	12/02/2025	*	24:35	3-6	.500	0-0	.000	4-6	.667	3	3	6	6.0	3	0	1	1	10	10.0		
at Iowa	12/06/2025	*	32:43	2-7	.286	1-3	.333	3-4	.750	4	5	9	7.5	3	0	2	1	8	9.0		
Michigan	12/13/2025	*	10:24	1-3	.333	1-2	.500	0-0	.000	0	2	2	5.7	3	0	0	0	3	7.0		
at Virginia	12/20/2025	*	35:30	2-8	.250	0-2	.000	5-9	.556	8	4	12	7.3	3	0	2	0	9	7.5		
Old Dominion	12/28/2025	*	32:31	4-8	.500	0-1	.000	5-6	.833	3	10	13	8.4	3	0	2	1	13	8.6		
Oregon	01/02/2026	*	37:31	6-14	.429	1-4	.250	4-5	.800	5	7	12	9.0	4	0	2	1	17	10.0		
Indiana	01/07/2026	*	37:39	5-12	.417	0-1	.000	4-4	1.000	2	7	9	9.0	3	1	2	1	14	10.6		
Totals			7	210:54	23-58	.397	3-13	.231	25-34	.735	25	38	63	9.0	22	1	9	6	7	74	10.6

Player Averages

Games Played	Minutes/ game	Points/ game	FG Pct	3FG Pct	FT Pct	Rebounds/ game	Assists/ game	Turnovers/ game	Assist/Turnover ratio	Steals/ game	Blocks/ game
7	30.1	10.6	39.7	23.1	73.5	9.0	0.1	1.3	0.1	1.0	0.9

SEASON/CAREER HIGHS

	2025-26 SEASON	CAREER HIGHS
POINTS	17 vs. Oregon (1/2/26)	18, 2x last vs Florida (3/16/24)
REBOUNDS	13 vs. Old Dominion (12/28/25)	13 vs. Old Dominion (12/28/25)
ASSISTS	1 vs. Indiana (1/7/26)	5 vs. Houston Christian (12/22/23)
BLOCKS	2 vs. Oregon (1/2/26)	4, 2x, last vs Rutgers (11/30/24)
STEALS	3 vs. Indiana (1/7/26)	3, 3x last vs. Indiana (1/7/26)
FGM	6 vs. Oregon (1/2/26)	7 vs Georgia (2/11/2025)
FGA	14 vs. Oregon (1/2/26)	14 vs. Oregon (1/2/26)
3FGM	1, 3x, last vs. Oregon (1/2/26)	3 vs Iowa State (11/26/2023)
3FGA	4 vs. Oregon (1/2/26)	5 vs Ole Miss (3/14/24)
FTM	5, 2x, last vs. Old Dominion (12/28/25)	7 vs. Florida (3/16/24)
FTA	9 at #23 Virginia (12/20/25)	9 at #23 Virginia (12/20/25)
MINUTES	38, 2x, last vs. Indiana (1/7/26)	38, 2x, last vs. Indiana (1/7/26)

MISCELLANEOUS STATS

Category	Season	Career	Last Time
Double-Figure Scoring	4	21	14 vs. Indiana (1/7/26)
20-plus Points			
5-plus Rebounds	6	48	9 vs. Indiana (1/7/26)
5-plus Assists		1	5 vs. Houston Christian (12/22/23)
3-plus Steals	1	3	3 vs. Indiana (1/7/26)
Double-Doubles	2	4	17 pts, 12 reb vs. Oregon (1/2/26)



#11 GEORGE TURKSON, JR.

REDSHIRT FRESHMAN • GUARD/FORWARD • 6-7 • 220 • LOWELL, MASS. • BRADFORD CHRISTIAN ACADEMY • TEXAS A&M
MAJOR: LETTERS AND SCIENCES

IG: GEORGETURKSONJR / TW: GEORGETURKSONJR



SCAN FOR FULL BIO

2025-26 GAME-BY-GAME

Opponent	Date	GS	MIN	Total		3-Pointers		Free throws		Rebounds				PF		A TO		BLK	STL	PTS	AVG
				FG-FGA	PCT	3FG-3FGA	PCT	FT-FTA	PCT	OFF	DEF	TOT	AVG								
vs Coppin St.	11/03/2025		14:25	0-2	.000	0-0	.000	0-0	.000	2	3	5	5.0	4	1	0	0	0	0	0	0.0
Georgetown	11/07/2025		12:08	0-3	.000	0-1	.000	0-0	.000	1	0	1	3.0	2	0	0	0	0	0	0	0.0
Alcorn	11/11/2025		08:20	0-1	.000	0-1	.000	3-4	.750	0	0	0	2.0	0	0	1	0	0	0	3	1.0
Michigan	12/13/2025	*	31:47	4-6	.667	0-0	.000	0-1	.000	1	3	4	2.5	3	0	1	0	0	0	8	2.8
at Virginia	12/20/2025	*	26:21	0-1	.000	0-1	.000	1-2	.500	2	3	5	3.0	2	0	1	2	0	1	2	2.4
Old Dominion	12/28/2025		14:22	0-0	.000	0-0	.000	1-2	.500	1	2	3	3.0	1	0	0	0	0	0	1	2.2
Oregon	01/02/2026		10:18	0-1	.000	0-1	.000	0-0	.000	1	1	2	2.9	2	0	0	0	0	0	0	1.9
Indiana	01/07/2026		11:45	0-1	.000	0-0	.000	0-2	.000	3	0	3	2.9	3	0	1	0	0	0	0	1.6
Totals			2	129:26	4-15	.267	0-4	.000	5-11	.455	11	12	23	2.9	17	1	4	2	0	13	1.6

Player Averages

Games Played	Minutes/ game	Points/ game	FG Pct	3FG Pct	FT Pct	Rebounds/ game	Assists/ game	Turnovers/ game	Assist/Turnover ratio	Steals/ game	Blocks/ game
8	16.2	1.6	26.7	0.0	45.5	2.9	0.1	0.5	0.3	0.0	0.3

2025-26 (RS-FRESHMAN)

Saw his first collegiate action in the season opener against Coppin State (11/3) where he had five rebounds and one assist ... Scored his first collegiate points in the win over Alcorn State (11/11) going 3-of-4 at the free throw line ... Since the Alcorn State game, has missed time due to injury ... Scored a season-high eight points while adding four rebounds against No. 2 Michigan (12/13) - went 4-of-6 from the floor for his first collegiate field goals.

2024-25 (FRESHMAN AT TEXAS A&M)

Redshirted his true freshman season at Texas A&M.

PREP/PERSONAL

Consensus National Top 100 prospect ... Averaged a double-double of 12 points and 10 rebounds for Bradford Christian Academy in 2022-2023 ... New England Prep School Athletic Conference (NEPSAC) All-League ... Has scored 768 varsity points heading into his last season at Bradford Christian ... adidas All-American Camp Selection ... Selected as one of top 2024 forwards in adidas 3SSB by 247Sports.com ... 4-star prospect ranked No. 91 nationally and No. 18 among power forwards by the 247Sports Composite ... 4-star prospect ranked No. 90 in the ESPN100 ... rated the No. 16 power forward prospect in the nation ... 4-star prospect ranked No. 85 nationally and No. 25 among small forwards by Rivals.com ... 4-star prospect ranked No. 96 nationally and No. 15 among power forwards by On3. ... Competes for the Mass Rivals AAU program on the 3SSB Adidas Circuit ... Also held offers from Northwestern and UMass ... Son of Juliana and George Turkson, Sr.

SEASON/CAREER HIGHS

	2025-26 SEASON	CAREER HIGHS
POINTS	8 vs. #2 Michigan (12/13/25)	
REBOUNDS	5, 2x, last at #23 Virginia (12/20/25)	
ASSISTS	1 vs. Coppin State (11/3/25)	
BLOCKS	2 at #23 Virginia (12/20/25)	
STEALS		
FGM	4 vs. #2 Michigan (12/13/25)	
FGA	6 vs. #2 Michigan (12/13/25)	
3FGM		
3FGA	1, 2x, last at #23 Virginia (12/20/25)	
FTM	3 vs. Alcorn State (11/11/25)	
FTA	4 vs. Alcorn State (11/11/25)	
MINUTES	32 vs. #2 Michigan (12/13/25)	

MISCELLANEOUS STATS

Category	Season	Career	Last Time
Double-Figure Scoring	-	-	-
20-plus Points	-	-	-
10-plus Rebounds	-	-	-
5-plus Assists	-	-	-
5-plus Steals	-	-	-
Double-Doubles	-	-	-

CAREER STATS

CAREER STATS				Field Goals		3-Point		F-Throws		Rebounds									Scoring	
SEASON	TEAM	GP-GS	MIN/AVG	FG-FGA	FG%	3FG-3FGA	3FG%	FT-FTA	FT%	OFF	DEF	TOT	AVG	PF-FO	A	TO	BLK	STL	PTS	AVG
2025-26	MD	8-2	129/16.2	4-15	.267	0-4	.000	5-11	.455	11	12	23	2.9	17-0	1	4	2	0	13	1.6
TOTAL		8-2	129/16.2	4-15	.267	0-4	.000	5-11	.455	11	12	23	2.9	17-0	1	4	2	0	13	1.6



#12 ISAIAH WATTS

JUNIOR • GUARD • 6-3 • 180 • WEST SEATTLE, WASH. • SOUTH KENT (CT) • WASHINGTON STATE
MAJOR: COMMUNICATION

ISAIAHDWATTS12 / ISAIAHDWATTS



SCAN FOR FULL BIO

2025-26 (JUNIOR)

Contributed six points, four rebounds, one assist, one steal, and one block against Coppin State (11/3) ... Scored a season-high 18 points (5-of-6 FG) in win at Marquette (11/15) - knocked down three triples and also went 5-of-6 at the free throw line ... Missed the game against No. 2 Michigan (12/13) due to injury ... Went 4-of-8 from deep to score 17 points against Old Dominion (12/28) ... Posted his second consecutive game in double figures with 11 points (3 three-pointers) against Oregon (1/2).

2024-25 (SOPHOMORE AT WASHINGTON STATE)

Played in 23 games with 17 starts ... Averaged 11.0 points, 3.7 rebounds, and 2.1 assists for the year ... Had three 20-point games with a season-high and career-high 22 against Eastern Washington (11/21) ... Also scored 20 points against Portland State (11/4) and Missouri State (12/14) ... Posted 13 games in double-figure scoring ... Twice had a season-high and career-high seven rebounds - vs. Boise State (12/7) and against Missouri State (12/14) ... Entered the season as the only returning letterwinner from the 2023-24 roster ... Missed 10 games during the season due to injury.

2023-24 (FRESHMAN AT WASHINGTON STATE)

Played in 31 games ... averaged 3.7 points, 0.9 rebounds, 0.5 assists, and 0.5 steals ... shot 40-92 from the field posting a 43.5 field goal percentage ... posted his career-high 18 points against USC (Feb. 29).

PREP/PERSONAL

Elected to complete a post-graduate year at South Kent School in Connecticut ... Despite battling injury, the team went on to win the New England Prep School AAA Championship, earning Watts and the team a berth to the 2023 National Prep Championships ... Watts played four years of basketball at West Seattle High School, twice picking up All-Metro League honors during his junior and senior seasons ... Son of Donald Watts and Autumn Nelson...father Donald is former Washington Huskies' standout who led the Pac-10 Conference in three-point percentage in 1998-99...grandfather Slick Watts is a former NBA Seattle SuperSonics guard (1973-1978), who reached the 1978 NBA Finals for the first time in the organization's history... grew up in the Seattle basketball scene, training alongside the likes of Markelle Fultz, Isaiah Thomas, Jamal Crawford, Brandon Roy, Nate Robinson, etc.

2025-26 GAME-BY-GAME

Opponent	Date	GS	MIN	Total	3-Pointers	Free throws	Rebounds	PF	A	TO	BLK	STL	PTS	AVG
vs Coppin St.	11/03/2025		23:10	2-6 .333	2-6 .333	0-0 .000	0 4 4 0.0	2	1	3	1	1	6	6.0
Georgetown	11/07/2025		18:11	0-5 .000	0-4 .000	0-0 .000	0 2 2 3.0	4	0	0	0	0	0	3.0
Alcorn	11/11/2025		21:14	1-5 .200	0-4 .000	1-1 1.000	1 1 2 2.7	2	2	2	0	2	3	3.0
at Marquette	11/15/2025		29:15	5-6 .833	3-4 .750	5-6 .833	1 1 2 2.5	3	2	0	0	1	18	6.8
Mount St. Mary's	11/19/2025		37:01	2-8 .250	1-3 .333	1-2 .500	0 5 5 3.0	1	3	2	0	3	6	6.6
vs UNLV	11/24/2025		16:53	1-5 .200	1-4 .250	0-0 .000	3 1 4 3.2	3	0	1	0	0	3	6.0
vs Gonzaga	11/25/2025		21:26	1-6 .167	1-5 .200	0-0 .000	0 2 2 3.0	1	3	2	1	0	3	5.6
vs Alabama	11/26/2025		18:20	2-6 .333	0-2 .000	0-0 .000	0 1 1 2.8	1	0	1	0	1	4	5.4
Wagner	12/02/2025		12:41	0-2 .000	0-1 .000	0-0 .000	0 2 2 2.7	1	2	0	0	1	0	4.8
at Iowa	12/06/2025		11:41	1-1 1.000	0-0 .000	0-0 .000	0 1 1 2.5	2	2	1	0	1	2	4.5
at Virginia	12/20/2025		12:48	3-5 .600	2-4 .500	0-0 .000	0 3 3 2.5	1	0	0	0	1	8	4.8
Old Dominion	12/28/2025	*	28:10	6-10 .600	4-8 .500	1-1 1.000	0 2 2 2.5	2	0	1	2	0	17	5.8
Oregon	01/02/2026	*	22:47	4-8 .500	3-7 .429	0-0 .000	0 2 2 2.5	4	0	1	1	2	11	6.2
Indiana	01/07/2026	*	22:09	0-7 .000	0-7 .000	0-2 .000	0 0 0 2.3	2	0	1	0	0	0	5.8
Totals			3 295:45	28-80 .350	17-59 .288	8-12 .667	5 27 32 2.3	29	15	15	5	13	81	5.8

Player Averages

Games Played	Minutes/game	Points/game	FG Pct	3FG Pct	FT Pct	Rebounds/game	Assists/game	Turnovers/game	Assist/Turnover ratio	Steals/game	Blocks/game
14	21.1	5.8	35.0	28.8	66.7	2.3	1.1	1.1	1.0	0.9	0.4

SEASON/CAREER HIGHS

	2025-26 SEASON	CAREER HIGHS
POINTS	18 at Marquette (11/15/25)	22 vs. Eastern Washington (11/21/24)
REBOUNDS	5 vs. Mount St. Mary's (11/19/25)	7, 2x, last vs. Missouri State (12/14/24)
ASSISTS	3, 2x, last vs. #12 Gonzaga (11/25/25)	5, 2x, last at Pepperdine (3/1/25)
BLOCKS	2 vs. Old Dominion (12/28/25)	2, 5x, last vs. Old Dominion (12/28/25)
STEALS	3 vs. Mount St. Mary's (11/19/25)	5 vs. Fresno State (11/27/24)
FGM	6 vs. Old Dominion (12/28/25)	6, 6x last vs. Old Dominion (12/28/25)
FGA	10 vs. Old Dominion (12/28/25)	13, 2x last at Oregon State (2/6/25)
3FGM	4 vs. Old Dominion (12/28/25)	5, 2x, last at Nevada (12/2/24)
3FGA	8 vs. Old Dominion (12/28/25)	9 at Oregon State (2/6/25)
FTM	5 at Marquette (11/15/25)	6, 2x last vs. Eastern Washington (11/21/24)
FTA	6 at Marquette (11/15/25)	8 vs. Eastern Washington (11/21/24)
MINUTES	37 vs. Mount St. Mary's (11/19/25)	37, 2x, last vs. Mount St. Mary's (11/19/25)

MISCELLANEOUS STATS

Category	Season	Career	Last Time
Double-Figure Scoring	3	19	11 vs. Oregon (1/2/26)
20-plus Points		3	20 vs. Missouri State (12/14/25)
5-plus Rebounds	1	19	5 vs. Mount St. Mary's (11/19/25)
5-plus Assists		37	7 vs. Colorado State (3/23/25)
3-plus Steals		23	4 vs. Colorado State (3/23/25)
Double-Doubles	1	17 pts, 11 ast vs. Syracuse (12/21/24)	

CAREER STATS

				Field Goals		3-Point		F-Throws		Rebounds									Scoring	
SEASON	TEAM	GP-GS	MIN/AVG	FG-FGA	FG%	3FG-3FGA	3FG%	FT-FTA	FT%	OFF	DEF	TOT	AVG	PF-FO	A	TO	BLK	STL	PTS	AVG
2023-24	WSU	31-0	315/10.2	40-92	.435	26-69	.377	8-13	.615	1	28	29	0.9	45-1	15	10	5	15	114	3.7
2024-25	WSU	23-17	662/28.8	86-221	.389	46-132	.348	35-52	.673	21	65	86	3.7	48-0	48	44	13	38	253	11.0
2025-26	MD	14-3	296/21.1	28-80	.350	17-59	.288	8-12	.667	5	27	32	2.3	29-0	15	15	5	13	81	5.8
TOTAL FOR MD		14-3	296/21.1	28-80	.350	17-59	.288	8-12	.667	5	27	32	2.3	29-0	15	15	5	13	81	5.8
TOTAL		68-20	1272/18.7	154-393	.392	89-260	.342	51-77	.662	27	120	147	2.2	122-1	78	69	23	66	448	6.6



#13 ELIJAH SAUNDERS

SENIOR • FORWARD • 6-8 • 240 • PHOENIX, ARIZ. • SUNNYSLOPE • SAN DIEGO STATE • VIRGINIA
MAJOR: SOCIOLOGY @ ELIJAH_SAUNDERS



SCAN FOR FULL BIO

2025-26 (SENIOR)

Recorded 14 points, three rebounds, two assists, and one steal in the season opening win over Coppin State (11/3) ... Contributed five points and seven rebounds against Georgetown (11/7) ... Posted 12 points, two rebounds, two assists, and one steal against Alcorn State (11/11) ... Posted a career-high 11 rebounds while adding eight points and two steals in win at Marquette (11/15) ... Scored 14 points and added five rebounds in overtime win over Mount St. Mary's (11/19) ... Hit a season-high three three-pointers to finish with nine points and five rebounds in win over Wagner (12/2) ... Notched a season-high 16 points (5-8 FG), while adding seven rebounds, a block and a steal against Indiana (1/7).

2024-25 (JUNIOR AT VIRGINIA)

Started 26 of 29 games ... Missed three games with a foot injury ... Averaged 10.4 points and 5.0 rebounds ... Shot 42 percent from the field, 34.7 percent from 3-point range and 83.3 percent from the free throw line ... Scored a career-high 22 points (7 of 9 FGs, 7 of 8 FTs) with five rebounds vs. NC State (12/31/24) ... Tallied 21 points (7 of 9 FGs, 7 of 8 FTs) along with eight rebounds vs. American (12/22/24) ... Scored 19 points and added career-best 10 rebounds at Louisville (1/18/25) ... Scored 19 points along with five rebounds at No. 13 Florida (12/4/24) ... Recorded first career double-double with 11 points and career-high 10 rebounds at Cal (1/8/25) ... Registered 15 points and eight rebounds vs. Bethune-Cookman (12/12/24) ... Recorded 15 points, four rebounds and two blocks vs. No. 21 Memphis (12/18/24) ... Scored 15 points along with five rebounds vs. Coppin State (11/11/24) ... Scored 12 points vs. No. 22 St. John's (11/22/24) ... Missed the Miami (1/29/25), Virginia Tech (2/1/25) and Pitt (2/3/25) games due to injury.

2023-24 (SOPHOMORE AT SAN DIEGO STATE)

Appeared in all 37 games including starting the first 21 games of the season ... Averaged 6.2 points and 3.6 rebounds in 20.2 minute per game ... Added 29 assists, 17 steals and 11 blocks ... Shot 41.9 percent (83-of-198) from the floor, 32.2 percent (39-of-121) from beyond the arc and 96.0 percent (24-of-45) from the line ... Scored a career-high 16 points vs. Washington (11/19) in the championship game of the Continental Tire Main Event, among six games in double digits on the season ... Scored 14 points at UNLV (3/5), 13 at UC San Diego (12/1), 12 vs. New Mexico (2/16), 11 vs. Long Beach State (11/14) and 10 vs. San Jose State (2/27).

PREP/PERSONAL

A 2022 graduate of Sunnyslope High School in Phoenix, Ariz. ... A four-star rated recruit, 1,000 points scorer and McDonald's All-American nominee ... A three-year letter winner at Sunnyslope after attending Rancho Solano High in Scottsdale, Ariz., as a freshman ... As both a junior and senior, earned back-to-back Conference 6A Player of the Year, 6A Southwest Section Player of the Year, and Arizona Republic All-Arizona Team honors ... Won the state champion as a junior after guiding the Viking to a 21-1 overall record and averaging 15.7 points, 6.5 rebounds and 2.0 assists ... In three seasons at Sunnyslope his teams posted a 69-10 mark, including 23-3 in league play, and in his final two seasons he was 46-4 and 14-0 in Conference 6A play ... As a senior averaged 22.3 points, 8.4 rebounds, and 2.4 assists while leading his team to the state tournament's quarterfinal round ... The son of Andrea and Yaki Saunders ... Father played basketball at Arkansas State ... Also had offers from Notre Dame, Miami, Virginia Tech and South Carolina, among others.

CAREER STATS

				Field Goals		3-Point		F-Throws		Rebounds										Scoring	
SEASON	TEAM	GP-GS	MIN/AVG	FG-FGA	FG%	3FG-3FGA	3FG%	FT-FTA	FT%	OFF	DEF	TOT	AVG	PF-FO	A	TO	BLK	STL	PTS	AVG	
2022-23	SDSU	16-0	93/5.8	5-18	.278	2-11	.182	2-6	.333	5	12	17	1.1	3-0	8	8	1	1	14	0.9	
2023-24	SDSU	37-21	749/20.2	83-198	.419	39-121	.322	24-25	.960	41	93	134	3.6	65-0	29	28	11	17	229	6.2	
2024-25	UVa	29-26	776/26.8	102-243	.420	33-95	.347	65-78	.833	29	117	146	5.0	61-1	22	37	8	14	302	10.4	
2025-26	MD	15-14	437/29.2	44-99	.444	17-44	.386	20-24	.833	23	45	68	4.5	38-1	12	18	3	9	125	8.3	
TOTAL FOR MD		15-14	437/29.2	44-99	.444	17-44	.386	20-24	.833	23	45	68	4.5	38-1	12	18	3	9	125	8.3	
TOTAL		97-61	2056/21.2	234-558	.419	91-271	.336	111-133	.835	98	267	365	3.8	167-2	71	91	23	41	670	6.9	

2025-26 GAME-BY-GAME

Opponent	Date	GS	MIN	Total		3-Pointers		Free throws		Rebounds				PF	A	TO	BLK	STL	PTS	AVG	
				FG-FGA	PCT	3FG-3FGA	PCT	FT-FTA	PCT	OFF	DEF	TOT	AVG								
vs Coppin St.	11/03/2025	*	27:00	6-11	.545	2-5	.400	0-0	.000	0	3	3	3.0	1	2	0	0	1	14	14.0	
Georgetown	11/07/2025	*	25:43	2-6	.333	0-0	.000	1-2	.500	2	5	7	5.0	4	0	0	0	0	5	9.5	
Alcorn	11/11/2025	*	25:44	3-5	.600	0-2	.000	6-6	1.000	1	1	2	4.0	1	2	3	0	1	12	10.3	
at Marquette	11/15/2025	*	37:41	3-10	.300	1-4	.250	1-2	.500	2	9	11	5.8	3	0	2	0	2	8	9.8	
Mount St. Mary's	11/19/2025	*	43:57	4-12	.333	2-6	.333	4-5	.800	2	3	5	5.6	2	1	2	0	1	14	10.6	
vs UNLV	11/24/2025	*	27:21	1-5	.200	0-0	.000	0-0	.000	2	4	6	5.7	5	0	2	0	1	2	9.2	
vs Gonzaga	11/25/2025	*	26:52	3-5	.600	0-2	.000	2-3	.667	0	2	2	5.1	3	1	1	1	0	8	9.0	
vs Alabama	11/26/2025	*	24:10	2-7	.286	0-1	.000	0-0	.000	4	1	5	5.1	2	3	1	0	0	4	8.4	
Wagner	12/02/2025	*	23:21	3-7	.429	3-6	.500	0-0	.000	1	4	5	5.1	4	1	1	0	0	9	8.4	
at Iowa	12/06/2025	*	31:43	2-2	1.000	1-1	1.000	0-0	.000	1	2	3	4.9	3	0	2	0	0	5	8.1	
Michigan	12/13/2025	*	29:42	3-5	.600	2-2	1.000	0-0	.000	2	0	2	4.6	1	0	3	0	0	0	8.1	
at Virginia	12/18/2025	*	24:00	4-5	.800	2-3	.667	0-0	.000	1	2	3	4.5	2	1	1	1	0	10	8.3	
Old Dominion	12/28/2025	*	26:48	2-6	.333	1-3	.333	2-2	1.000	1	4	5	4.5	2	0	0	0	1	7	8.2	
Oregon	01/02/2026	*	31:49	1-5	.200	1-4	.250	0-0	.000	1	1	2	4.4	3	1	0	0	1	3	7.8	
Indiana	01/07/2026	*	31:31	5-8	.625	2-5	.400	4-4	1.000	3	4	7	4.5	2	0	0	1	1	16	8.3	
Totals			14	437:23	44-99	.444	17-44	.386	20-24	.833	23	45	68	4.5	38	12	18	3	9	125	8.3

Player Averages

Games Played	Minutes/game	Points/game	FG Pct	3FG Pct	FT Pct	Rebounds/game	Assists/game	Turnovers/game	Assist/Turnover ratio	Steals/game	Blocks/game
15	29.2	8.3	44.4	38.6	83.3	4.5	0.8	1.2	0.7	0.6	0.2

SEASON/CAREER HIGHS

	2025-26 SEASON	CAREER HIGHS
POINTS	16 vs. Indiana (1/7/26)	22 vs. NC State (12/31/24)
REBOUNDS	11 at Marquette (11/15/25)	11 at Marquette (11/15/25)
ASSISTS	3 vs. #8 Alabama (11/26/25)	3, 4x, last vs. #8 Alabama (11/26/25)
BLOCKS	1, 3x, last vs. Indiana (1/7/26)	4 vs. Saint Mary's (CA) (11/17/23)
STEALS	2 at Marquette (11/15/25)	4 at BYU (11/10/23)
FGM	6 vs. Coppin State (11/3/25)	7, 2x, last vs. NC State (12/31/24)
FGA	12 vs. Mount St. Mary's (11/19/25)	13 at Louisville (1/18/25)
3FGM	3 vs. Wagner (12/2/25)	4 at UNLV (3/5/24)
3FGA	6, 2x, last vs. Wagner (12/2/25)	9 at UNLV (3/5/24)
FTM	6 vs. Alcorn State (11/11/25)	8 at California (1/8/25)
FTA	6 vs. Alcorn State (11/11/25)	8, 3x, last vs. California (1/8/25)
MINUTES	44 vs. Mount St. Mary's (11/19/25)	44 vs. Mount St. Mary's (11/19/25)

MISCELLANEOUS STATS

Category	Season	Career	Last Time
Double-Figure Scoring	5	24	16 vs. Indiana (1/7/26)
20-plus Points	-	2	22 vs. NC State (12/31/24)
10-plus Rebounds	1	3	11 at Marquette (11/15/25)
5-plus Assists	-	-	-
5-plus Steals	-	-	-
Double-Doubles	-	2	19 pts, 10 reb at Louisville (1/18/25)



#15 JAZIAH HARPER

FRESHMAN • GUARD/FORWARD • 6-7 • 190 • OAK PARK, ILL. • BOSCO INSTITUTE

MAJOR: LETTERS AND SCIENCES

Instagram: JAZIAHARPER / Twitter: JAZIAHARPER

Headset icon: JA-ZI-UH

2025-26 GAME-BY-GAME



SCAN FOR FULL BIO

2025-26 (FRESHMAN)

Redshirting the season.

PREP/PERSONAL

Joins Maryland after finishing his high school career at Bosco Institute ... The 6-foot-7 wing (with a 7-foot wingspan) chose Maryland over Indiana while also receiving interest from Wisconsin, Clemson, Baylor, and Michigan ... Averaged 17 points, seven rebounds, 2.5 assists, and 1.5 blocks per game ... Shot 52 percent overall from the floor and 37 percent from beyond the arc.

SEASON/CAREER HIGHS

	2025-26 SEASON	CAREER HIGHS
POINTS		
REBOUNDS		
ASSISTS		
BLOCKS		
STEALS		
FGM		
FGA		
3FGM		
3FGA		
FTM		
FTA		
MINUTES		

MISCELLANEOUS STATS

Category	Season	Career	Last Time
Double-Figure Scoring	-	-	-
20-plus Points	-	-	-
10-plus Rebounds	-	-	-
5-plus Assists	-	-	-
5-plus Steals	-	-	-
Double-Doubles	-	-	-

CAREER STATS



#18 GUILLERMO DEL PINO

FRESHMAN • GUARD • 6-5 • 183 • CORDOBA, SPAIN • UNICAJA MALAGA ACADEMY
MAJOR: LETTERS AND SCIENCES

IGUILLE.DPL

GEE-ER-MO DEL-PEENO



SCAN FOR FULL BIO

2025-26 (FRESHMAN)

Earned the starting nod in the first two games of the season: vs. Coppin State (11/3), vs. Georgetown (11/7) ... In the Coppin State game, had his first career rebound, assist, and steal ... Scored his first collegiate points in the win over Alcorn State - finished seven points (3-of-4 FG), two assists, one rebound, and one block ... Scored a season-high 10 points against No. 8 Alabama (11/26) going 3-of-4 from the floor with a pair of three pointers - also had a pair of steals in the game ... Missed the Michigan, Virginia, Old Dominion, Oregon, and Indiana games due to injury.

PREP/PERSONAL

Earned all-star honors at the NBA's Basketball Without Borders camp in February 2024 ... MVP of the 2023 FIBA Under-16 European Championship where he averaged 14.6 points in leading Spain to the Gold medal ... Scored 26 points in the quarterfinals against Slovenia and 22 points in the final against Italy; shot 45.5 percent from three-point range ... Became the third consecutive Spanish player to win MVP ... Key member at just 17 years old of the Cordoba Club de Baloncesto of the Spanish Segunda League where he averaged 10.3 points in 17 games during the 2024-25 season ... Averaged 11 points through seven games at the FIBA Under-17 Basketball World Cup in Turkey where he was also named to the all-star team ... According to NBADraft.net, was ranked as a top-10 international prospect in July 2024.

2025-26 GAME-BY-GAME

Opponent	Date	GS	MIN	Total		3-Pointers		Free throws		Rebounds			PF	A	TO	BLK	STL	PTS	AVG		
				FG	FGA	PCT	3FG	3FGA	PCT	FT	FTA	PCT								OFF	DEF
vs Coppin St.	11/03/2025	*	12:59	0-0	0-0	.000	0-0	0-0	.000	0	1	1	1.0	0	1	2	0	0	0.0		
Georgetown	11/07/2025	*	02:28	0-0	0-0	.000	0-0	0-0	.000	0	0	0	0.5	1	0	1	0	0	0.0		
Alcorn	11/11/2025		13:14	3-4	750	1-2	500	0-2	.000	0	1	1	0.7	0	2	0	1	0	7	2.3	
at Marquette	11/15/2025		03:20	0-0	0-0	.000	0-0	0-0	.000	0	0	0	0.5	0	0	0	0	1	0	1.8	
Mount St. Mary's	11/19/2025		05:34	0-0	0-0	.000	0-0	0-0	.000	0	0	0	0.4	1	0	1	0	1	0	1.4	
vs Gonzaga	11/25/2025		11:40	1-5	200	1-3	333	0-0	.000	0	1	1	0.5	1	0	1	0	3	1.7		
vs Alabama	11/26/2025		20:11	3-4	750	2-2	1000	2-2	1000	0	0	0	0.4	2	0	1	0	2	10	2.9	
Wagner	12/02/2025		06:09	0-3	.000	0-3	.000	0-0	.000	0	0	0	0.4	1	1	1	0	0	0	2.5	
at Iowa	12/06/2025		11:24	0-3	.000	0-0	.000	0-0	.000	1	2	3	0.7	0	1	0	0	0	1	0	2.2
Totals		2	86:59	7-19	.368	4-10	.400	2-4	.500	1	5	6	0.7	6	5	7	1	6	20	2.2	

Player Averages

Games Played	Minutes/ game	Points/ game	FG Pct	3FG Pct	FT Pct	Rebounds/ game	Assists/ game	Turnovers/ game	Assist/Turnover ratio	Steals/ game	Blocks/ game
9	9.7	2.2	36.8	40.0	50.0	0.7	0.6	0.8	0.7	0.7	0.1

SEASON/CAREER HIGHS

	2025-26 SEASON	CAREER HIGHS
POINTS	10 vs. #8 Alabama (11/26/25)	
REBOUNDS	3 at Iowa (12/6/25)	
ASSISTS	2 vs. Alcorn State (11/11/25)	
BLOCKS	1 vs. Alcorn State (11/11/25)	
STEALS	2 vs. #8 Alabama (11/26/25)	
FGM	3, 2x, last vs. #8 Alabama (11/26/25)	
FGA	5 vs. #12 Gonzaga (11/25/25)	
3FGM	2 vs. #8 Alabama (11/26/25)	
3FGA	3, 2x, last vs. Wagner (12/2/25)	
FTM	2 vs. #8 Alabama (11/26/25)	
FTA	2, 2x, last vs. #8 Alabama (11/26/25)	
MINUTES	20 vs. #8 Alabama (11/26/25)	

MISCELLANEOUS STATS

Category	Season	Career	Last Time
Double-Figure Scoring	1	1	10 vs. #8 Alabama (11/26/25)
20-plus Points	-	-	-
10-plus Rebounds	-	-	-
5-plus Assists	-	-	-
5-plus Steals	-	-	-
Double-Doubles	-	-	-

CAREER STATS

CAREER TOTALS				Field Goals		3-Point		F-Throws		Rebounds								Scoring		
SEASON	TEAM	GP-GS	MIN/AVG	FG-FGA	FG%	3FG-3FGA	3FG%	FT-FTA	FT%	OFF	DEF	TOT	AVG	PF-FO	A	TO	BLK	STL	PTS	AVG
2025-26	MD	9-2	87/9.7	7-19	.368	4-10	.400	2-4	.500	1	5	6	0.7	6-0	5	7	1	6	20	2.2
TOTAL		9-2	87/9.7	7-19	.368	4-10	.400	2-4	.500	1	5	6	0.7	6-0	5	7	1	6	20	2.2



#21 PHARREL PAYNE

SENIOR • FORWARD/CENTER • 6-9 • 250 • COTTAGE GROVE, MINN. • PARK HS • MINNESOTA • TEXAS A&M

MAJOR: SOCIOLOGY

IG PHARRELPAYNE_22 / TW PHARRELPAYNE

FAN-REL



SCAN FOR FULL BIO

2025-26 GAME-BY-GAME

Opponent	Date	GS	MIN	Total FG-FGA	PCT	3-Pointers 3FG-3FGA	PCT	Free throws FT-FTA	PCT	Rebounds OFF DEF TOT	PF	A	TO	BLK	STL	PTS	AVG			
vs Coppin St.	11/03/2025	*	27:56	6-8	.750	0-0	.000	9-9	1.000	4	2	6	6.0	3	2	2	0	1	21	21.0
Georgetown	11/07/2025	*	38:12	2-7	.286	0-0	.000	13-15	.867	4	7	11	8.5	3	2	2	0	17	19.0	
Alcorn	11/11/2025	*	30:05	8-10	.800	0-0	.000	6-8	.750	3	4	7	8.0	2	0	4	0	22	20.0	
at Marquette	11/15/2025	*	17:17	6-6	1.000	0-0	.000	1-1	1.000	0	1	1	6.3	3	2	3	0	1	13	18.3
vs UNLV	11/24/2025	*	26:52	7-8	.875	0-0	.000	6-10	.600	1	7	8	6.6	3	0	3	1	0	20	18.6
vs Gonzaga	11/25/2025	*	19:46	5-10	.500	0-0	.000	4-6	.667	5	2	7	6.7	3	0	4	0	14	17.8	
vs Alabama	11/26/2025	*	26:21	5-13	.385	0-0	.000	4-5	.800	1	3	4	6.3	1	4	1	2	0	14	17.3
Wagner	12/02/2025	*	28:43	8-11	.727	0-0	.000	14-20	.700	5	5	10	6.8	1	0	0	3	30	18.9	
at Iowa	12/06/2025	*	38:09	4-9	.444	0-0	.000	9-18	.500	7	7	14	7.6	3	2	5	0	17	18.7	
Michigan	12/13/2025	*	15:17	2-3	.667	0-0	.000	3-4	.750	2	2	4	7.2	0	2	3	3	0	7	17.5
Totals		10	268:38	53-85	.624	0-0	.000	69-96	.719	32	40	72	7.2	22	14	27	11	4	175	17.5

Player Averages

Games Played	Minutes/game	Points/game	FG Pct	3FG Pct	FT Pct	Rebounds/game	Assists/game	Turnovers/game	Assist/Turnover ratio	Steals/game	Blocks/game
10	26.9	17.5	62.4	0.0	71.9	7.2	1.4	2.7	0.5	0.4	1.1

2025-26 (SENIOR)

Has a pair of 20-point games in the first four of the season and four in the last six dating back to last year's NCAA Tournament ... Recorded 21 points, six rebounds, two assists, and one steal in the first game of the season against Coppin State (11/3) - his 21 points were the most for a Terp transfer in a season-opener ... Posted a double-double with 17 points and 11 rebounds as well as two assists and two blocks against Georgetown (11/7) ... Racked up 22 points and seven rebounds in a win over Alcorn State (11/11) ... Scored 13 points (6-of-6 FG) in win at Marquette (11/15) before leaving the game due to injury ... Missed the Mount St. Mary's (11/19) game due to injury ... Scored 20 points in win over UNLV (11/24) going 7-of-8 from the floor while adding eight rebounds ... Notched 14 points against No. 12 Gonzaga (11/25) and No. 8 Alabama (11/26) at the Players Era Tournament ... Scored a career-high 30 points while adding his second double-double of the year with 10 rebounds in win over Wagner (12/2) - was 8-of-11 from the field and 14-of-20 (also career high) from the free throw line ... Posted his third double-double of the season at Iowa (12/6) with 17 points and a career high 14 rebounds ... After being injured in the Michigan game, missed the Virginia, Old Dominion, Oregon, and Indiana games.

2024-25 (JUNIOR AT TEXAS A&M)

Started 14 of 34 games played and ranked third on the team in scoring (10.4 ppg) - one of only three players to average double figures for the year ... Also averaged 5.1 rebounds per game which was also third-best on the squad ... Shot a team-best 64.6 percent from the field (128-of-198) ... Finished the season with 352 total points and 173 rebounds (89 offensive) ... Had 36 blocked shots for the year which ranked second on the team ... Had a season-high and career-high 26 points against Michigan (3/22) and 11 rebounds against Oklahoma (1/28) ... Posted two double-doubles on the year: 10 points, 11 rebounds vs. Oklahoma (1/28) and 25 points, 10 rebounds vs. Yale (3/20) ... Averaged 25.5 points and 7.5 rebounds in a pair of NCAA Tournament games (25 vs. Yale, 26 vs. Michigan) ... Was a combined 20-of-25 in those two postseason games ... Had 16 double-figure scoring games for the year including five 20 points games.

PREP/PERSONAL

Mr. Basketball Top 10 finalist, which is given to the top boy's basketball player in the state of Minnesota ... First team all-state as a senior at Park High School ... Second Team All-Metro ... Averaged 22 points, 12 rebounds and two blocks per game as a senior ... Helped the Wolfpack to a 20-9 overall record ... had 10 games with at least 20 points his senior year and three 30-point games ... averaged 15 points per game and 10 rebounds as a junior ... Had a breakout AAU season this past summer with Minnesota Select under the direction of former Gopher Mitch Ohnstad ... Scored double-digits in 16 of 20 games ... Rated the No. 83 recruit nationally ... Son of George and Emma Payne ... Often referred to as "Ngochi", pronounced 'go-chee'.

SEASON/CAREER HIGHS

	2025-26 SEASON	CAREER HIGHS
POINTS	30 vs. Wagner (12/2/25)	30 vs. Wagner (12/2/25)
REBOUNDS	14 at Iowa (12/6/25)	14 at Iowa (12/6/25)
ASSISTS	4 vs. #8 Alabama (11/26/25)	6 vs. Penn State (2/18/23)
BLOCKS	3, 2x, last vs. #2 Michigan (12/13/25)	5 at Indiana (11/14/24)
STEALS	2 vs. #12 Gonzaga (11/25/25)	2, 5x last vs. #12 Gonzaga (11/25/25)
FGM	8, 2x, last vs. Wagner (12/2/25)	10, 2x last vs. Michigan (3/22/25)
FGA	13 vs. #8 Alabama (11/26/25)	15 at #1 Florida (3/1/25)
3FGM		
3FGA		1 at Purdue (2/15/24)
FTM	14 vs. Wagner (12/2/25)	14 vs. Wagner (12/2/25)
FTA	20 vs. Wagner (12/2/25)	20 vs. Wagner (12/2/25)
MINUTES	38, 2x, last at Iowa (12/6/25)	40 vs. California Baptist (11/21/2022)

MISCELLANEOUS STATS

Category	Season	Career	Last Time
Double-Figure Scoring	9	52	17 at Iowa (12/6/25)
20-plus Points	4	10	30 vs. Wagner (12/2/25)
5-plus Rebounds	7	63	14 at Iowa (12/6/25)
5-plus Assists		1	6 vs Penn State (2/18/25)
3-plus Steals			
Double-Doubles	3	11	17 pts, 14 reb at Iowa (12/6/25)

CAREER STATS

				Field Goals		3-Point		F-Throws		Rebounds				Scoring						
SEASON	TEAM	GP-GS	MIN/AVG	FG-FGA	FG%	3FG-3FGA	3FG%	FT-FTA	FT%	OFF	DEF	TOT	AVG	PF-FO	A	TO	BLK	STL	PTS	AVG
2022-23	MINN	30-4	661/22.0	97-140	.693	0-0	.000	53-109	.486	49	107	156	5.2	77-2	40	63	32	14	247	8.2
2023-24	MINN	32-19	747/23.3	130-216	.602	0-1	.000	60-127	.472	77	117	194	6.1	70-1	37	50	44	10	320	10.0
2024-25	AM	34-14	684/20.1	128-198	.646	0-0	.000	96-165	.582	89	84	173	5.1	68-1	15	43	36	9	352	10.4
2025-26	MD	10-10	269/26.9	53-85	.624	0-0	.000	69-96	.719	32	40	72	7.2	22-0	14	27	11	4	175	17.5
TOTAL FOR MD		10-10	269/26.9	53-85	.624	0-0	.000	69-96	.719	32	40	72	7.2	22-0	14	27	11	4	175	17.5
TOTAL		106-47	2360/22.3	408-639	.638	0-1	.000	278-497	.559	247	348	595	5.6	237-4	106	183	123	37	1094	10.3



#24 ALEKS ALSTON

FRESHMAN • FORWARD • 6-10 • 220 • CHICAGO, ILL. • KENWOOD ACADEMY

MAJOR: LETTERS AND SCIENCES

IG ALEKSALSTON / TW ALSTON_ALEKS



SCAN FOR FULL BIO

2025-26 GAME-BY-GAME

Opponent	Date	GS	MIN	Total FG-FGA	PCT	3FG-3FGA	PCT	Free throws FT-FTA	PCT	Rebounds OFF DEF TOT AVG	PF	A TO BLK STL PTS AVG
vs Coppin St.	11/03/2025		06:15	0-1	.000	0-0	.000	0-0	.000	0 0 0 0.0	0	1 0 0 1 0 0.0
Alcorn	11/11/2025		13:19	1-3	.333	0-2	.000	0-0	.000	0 3 3 1.5	1	0 1 0 0 2 1.0
at Marquette	11/15/2025		07:44	0-0	.000	0-0	.000	0-0	.000	0 1 1 1.3	0	0 1 1 0 0 0.7
Mount St. Mary's	11/19/2025		09:45	1-2	.500	1-2	.500	0-0	.000	0 2 2 1.5	2	0 0 0 1 3 1.3
vs UNLV	11/24/2025		17:36	3-3	1.000	0-0	.000	0-0	.000	2 4 6 2.4	0	3 0 0 1 6 2.2
vs Gonzaga	11/25/2025		21:33	1-3	.333	0-2	.000	0-1	.000	4 4 8 3.3	1	0 2 0 0 2 2.2
vs Alabama	11/26/2025		25:00	3-9	.333	2-6	.333	0-1	.000	3 4 7 3.9	1	1 1 0 1 8 3.0
Wagner	12/02/2025		04:21	0-0	.000	0-0	.000	0-0	.000	0 0 0 3.4	1	0 1 0 0 0 2.6
Michigan	12/13/2025		03:17	0-0	.000	0-0	.000	0-0	.000	0 0 0 3.0	1	0 0 0 0 0 2.3
Old Dominion	12/28/2025		04:13	0-2	.000	0-1	.000	0-0	.000	0 0 0 2.7	0	0 0 0 1 0 2.1
Indiana	01/07/2026		04:40	0-0	.000	0-0	.000	0-0	.000	0 0 0 2.5	0	0 0 0 0 0 1.9
Totals		0	117:43	9-23	.391	3-13	.231	0-2	.000	9 18 27 2.5	7 5 6	2 4 21 1.9

Player Averages

Games Played	Minutes/game	Points/game	FG Pct	3FG Pct	FT Pct	Rebounds/game	Assists/game	Turnovers/game	Assist/Turnover ratio	Steals/game	Blocks/game
11	10.7	1.9	39.1	23.1	0.0	2.5	0.5	0.5	0.8	0.4	0.2

2025-26 (FRESHMAN)

Made his collegiate debut against Coppin State (11/3) where he had a steal and an assist ... Scored his first basket and had three rebounds in win over Alcorn State (11/11) ... Tallied three points on his first career three-pointer while adding two rebounds and a steal in overtime win against Mount St. Mary's (11/19) ... Saw his production increase at the Players Era Tournament (11/24-26) where he averaged 5.3 points, 7.0 rebounds, and averaged 21.4 minutes over the three games ... Had six points and six boards in win over UNLV (11/24) .. Recorded season-high eight rebounds against No. 12 Gonzaga (11/25) ... Scored eight points while adding seven rebounds in season-high 25 minutes against No. 8 Alabama (11/26).

PREP/PERSONAL

A stretch wing who had a standout career at Kenwood Academy ... The four-star wing was the No. 1 player from the state of Illinois and the No. 22 power forward nationally ... He also held offers from N.C. State, UNLV, Oregon, Indiana, Iowa, Michigan State, Arizona State, Cal, and Georgia ... As a senior at Kenwood, he averaged nearly a double-double with 17 points and 9.8 rebounds while shooting 57 percent from the floor ... That followed his junior campaign where he averaged 13.1 points and just over eight rebounds per game. He also played in the EYBL for the Mac Irvin Fire.

SEASON/CAREER HIGHS


	2025-26 SEASON	CAREER HIGHS
POINTS	8 vs. #8 Alabama (11/26/25)	
REBOUNDS	8 vs. #12 Gonzaga (11/25/25)	
ASSISTS	3 vs. UNLV (11/24/25)	
BLOCKS	1, 2x, last vs. Old Dominion (12/28/25)	
STEALS	1, 4x, last vs. #8 Alabama (11/26/25)	
FGM	3, 2x, last vs. #8 Alabama (11/26/25)	
FGA	9 vs. #8 Alabama (11/26/25)	
3FGM	2 vs. #8 Alabama (11/26/25)	
3FGA	6 vs. #8 Alabama (11/26/25)	
FTM		
FTA	1, 2x, last vs. #8 Alabama (11/26/25)	
MINUTES	25 vs. #8 Alabama (11/26/25)	

MISCELLANEOUS STATS

Category	Season	Career	Last Time
Double-Figure Scoring	-	-	-
20-plus Points	-	-	-
5-plus Rebounds	3	3	7 vs. #8 Alabama (11/26/25)
5-plus Assists	-	-	-
5-plus Steals	-	-	-
Double-Doubles	-	-	-

CAREER STATS

				Field Goals		3-Point		F-Throws		Rebounds									Scoring	
SEASON	TEAM	GP-GS	MIN/AVG	FG-FGA	FG%	3FG-3FGA	3FG%	FT-FTA	FT%	OFF	DEF	TOT	AVG	PF-FO	A	TO	BLK	STL	PTS	AVG
2025-26	MD	11-0	118/10.7	9-23	.391	3-13	.231	0-2	.000	9	18	27	2.5	7-0	5	6	2	4	21	1.9
TOTAL		11-0	118/10.7	9-23	.391	3-13	.231	0-2	.000	9	18	27	2.5	7-0	5	6	2	4	21	1.9



#25 NICK BLAKE

FRESHMAN • GUARD • 6-2 • 180 • ORLANDO, FLA. • OLYMPIA HS

MAJOR: ECONOMICS

📷 NICKBLAKE25 / 🐦 NICKBLAKE25

2025-26 GAME-BY-GAME

SCAN FOR FULL BIO



2025-26 (FRESHMAN)

Has not seen game action yet this season.

PREP/PERSONAL

The son of legendary Terp Steve Blake ... Averaged 10.8 points last year at Olympia High School in Orlando where he was a primary three-point shooter ... Through 28 games with the Titans, Blake was 76-of-198 from three-point range while adding 2.6 rebounds per game ... Nearly 76 percent of his total shots came from beyond the arc ... He was an Academic All-State selection by the Florida Athletic Coaches Association.


SEASON/CAREER HIGHS

	2025-26 SEASON	CAREER HIGHS
POINTS		
REBOUNDS		
ASSISTS		
BLOCKS		
STEALS		
FGM		
FGA		
3FGM		
3FGA		
FTM		
FTA		
MINUTES		

MISCELLANEOUS STATS

Category	Season	Career	Last Time
Double-Figure Scoring	-	-	-
20-plus Points	-	-	-
10-plus Rebounds	-	-	-
5-plus Assists	-	-	-
5-plus Steals	-	-	-
Double-Doubles	-	-	-

CAREER STATS



#30 LUKAS SOTELL

JUNIOR • GUARD • 6-3 • 170 • STAMFORD, CONN. • STAMFORD HS • MONTVERDE ACADEMY (FLA.)
MAJOR: ECONOMICS LUKASSOTELL / LUKASSOTELL SO-TELL



SCAN FOR FULL BIO

2025-26 GAME-BY-GAME

2025-26 (JUNIOR)

Has not seen game action yet this season.

2024-25 (SOPHOMORE)

Saw action in 10 games during the season ... Finished with two points in a home game against Saint Francis (12/17) ... Grabbed one rebound in games against Canisius (11/19) & Bucknell (11/27) ... Came off the bench against Florida A&M (11/11) ... Pulled down a rebound in season-opener against Manhattan (11/4).

AS A FRESHMAN (2023-24):

Played in 4 games averaging 0.5 points ... Came off the bench and made Maryland debut against UMBC (11/21) ... Scored first points as a Terrapin with two points and grabbed a rebound against Rider (11/28) ... Made third appearance for the Terps off the bench against Alcorn State (12/12).

PREP/PERSONAL

Walk-on who joined the Terps in the summer of 2023 ... Was a Third Team All-State selection ... Earned All-FCIAC and Scholar-Athlete of the Year honors ... Averaged 15 points, seven assists, and four rebounds during prep career ... Also played baseball ... Son of Chris and Anna
 Has one sibling: Chloe ... Father, Chris, played college basketball at St. Lawrence ... Majoring in economics.

SEASON/CAREER HIGHS

	2025-26 SEASON	CAREER HIGHS
POINTS		2, 2x, last vs. Saint Francis (12/17/24)
REBOUNDS		1, 4x, last vs. Bucknell (11/27/24)
ASSISTS		-
BLOCKS		-
STEALS		-
FGM		1, 2x, last vs. Saint Francis (12/17/24)
FGA		1, 4x, last vs. Saint Francis (12/17/24)
3FGM		-
3FGA		-
FTM		-
FTA		-
MINUTES		2, 6x, last vs. Saint Francis (12/17/24)

MISCELLANEOUS STATS

Category	Season	Career	Last Time
Double-Figure Scoring	-	-	-
20-plus Points	-	-	-
10-plus Rebounds	-	-	-
5-plus Rebounds	-	-	-
5-plus Assists	-	-	-
3-plus Steals	-	-	-
Double-Doubles	-	-	-

CAREER STATS

CAREER STATS				Field Goals		3-Point		F-Throws		Rebounds									Scoring	
SEASON	TEAM	GP-GS	MIN/AVG	FG-FGA	FG%	3FG-3FGA	3FG%	FT-FTA	FT%	OFF	DEF	TOT	AVG	PF-FO	A	TO	BLK	STL	PTS	AVG
2023-24	MD	4-0	6/1.5	1-1	1.000	0-0	.000	0-0	.000	0	1	1	0.3	2-0	0	0	0	0	2	0.5
2024-25	MD	10-0	13/1.3	1-3	.333	0-0	.000	0-0	.000	0	3	3	0.3	3-0	0	0	0	0	2	0.2
TOTAL		14-0	19/1.4	2-4	.500	0-0	.000	0-0	.000	0	4	4	0.3	5-0	0	0	0	0	4	0.3



#45 COLLIN METCALF

SENIOR • CENTER • 6-9 • 240 • NORTORF, GERMANY • HUMPHREYS (SOUTH KOREA) • NORTHEASTERN
MAJOR: ECONOMICS

Instagram: @COLLINMETCALF / Twitter: COLLIN03123762



SCAN FOR FULL BIO

2025-26 (SENIOR)

Scored four points in 12 minutes of action and had two rebounds and two blocked shots in win at Marquette (11/15) ... Earned his first Maryland start against Mount St. Mary's (11/19) where he finished with four rebounds and a blocked shot in 15 minutes ... Productive six minutes of action against Wagner (12/2) as he finished with six points and six rebounds.

2024-25 (JUNIOR AT NORTHEASTERN)

2025 CAA All-Defensive Team ... Appeared in all 32 games, including 30 starts as one of the nation's top shot blockers ... Finished the year with 78 blocks, good for ninth in the NCAA, first in the CAA and third in Northeastern single-season history ... His 2.4 blocks per game were 10th in the nation and tops in the CAA ... Had five games with five blocks or more, including four in league play ... Career-high seven blocks at Monmouth (Feb. 24), the most for any CAA player in 2024-25, tied for the 10thmost in a game in the NCAA in 2024-25, and tied for ninth on Northeastern's single-game record list ... Was third on the team with 161 rebounds, including three games with 10+ boards ... Recorded a career-high 12 rebounds at Charleston (Jan. 18) along with 10 points for his only double-double of the season ... Also set career-highs in assists (three at Stony Brook on Jan. 11) and steals (three vs. Harvard on Nov. 13).

2023-24 (SOPHOMORE AT NORTHEASTERN)

Played in a total of 18 games, averaging 5.4 minutes per game ... Averaged two points per game on 15-of-20 shooting from the field ... In league play, played in four games, scoring seven points on 3-of-4 shooting along with six rebounds and three blocks at Stony Brook (Feb. 3).

2022-23 (FRESHMAN AT NORTHEASTERN)

Appeared in 19 games, including one start, averaging 8.2 minutes per game ... Was second on the team with 18 blocks ... Averaged 1.3 points per game on 10-of-22 shooting from the field.

PREP/PERSONAL

Played three years for Humphreys High School ... Averaged 11.7 points per game and 15.3 rebounds per game during the 2020-21 season ... Transferred to Mercersburg Academy his senior year ... Also had offers from Siena and Coppin State.

2025-26 GAME-BY-GAME

Opponent	Date	GS	MIN	Total FG-FGA	PCT	3FG-3FGA	PCT	FT-FTA	PCT	OFF	DEF	TOT	AVG	PF	A	TO	BLK	STL	PTS	AVG
vs Coppin St.	11/03/2025		05:53	0-1	.000	0-0	.000	0-0	.000	0	0	0	0.0	1	0	0	0	0	0	0.0
Alcorn	11/11/2025		03:18	0-0	.000	0-0	.000	0-0	.000	0	0	0	0.0	0	0	0	0	0	0	0.0
at Marquette	11/15/2025		11:39	1-1	1.000	0-0	.000	2-2	1.000	0	2	2	0.7	3	0	0	2	0	4	1.3
Mount St. Mary's	11/19/2025	*	14:55	0-2	.000	0-0	.000	0-0	.000	2	2	4	1.5	2	0	1	1	0	0	1.0
vs UNLV	11/24/2025		02:12	0-0	.000	0-0	.000	0-0	.000	0	0	0	0.0	0	0	1	0	0	0	0.0
vs Gonzaga	11/25/2025		15:35	0-1	.000	0-0	.000	0-0	.000	1	1	2	1.3	4	0	0	0	0	0	0.7
vs Alabama	11/26/2025		00:24	0-0	.000	0-0	.000	0-0	.000	0	0	0	0.0	0	0	1	1	0	0	0.0
Wagner	12/02/2025		06:34	2-2	1.000	0-0	.000	2-5	.400	4	2	6	1.8	1	0	0	0	0	6	1.3
at Iowa	12/06/2025		01:51	0-0	.000	0-0	.000	0-0	.000	0	2	2	1.8	0	0	0	0	0	0	1.1
Michigan	12/13/2025		00:46	0-0	.000	0-0	.000	0-0	.000	0	0	0	0.0	0	0	1	0	0	0	1.0
at Virginia	12/20/2025		05:49	0-0	.000	0-0	.000	0-0	.000	2	0	2	1.6	0	0	0	0	0	0	0.9
Old Dominion	12/28/2025		02:43	0-0	.000	0-0	.000	0-0	.000	1	0	1	1.6	1	0	0	0	0	0	0.8
Oregon	01/02/2026		04:59	0-0	.000	0-0	.000	0-0	.000	0	0	0	0.0	0	0	1	0	0	0	0.0
Totals			1	76:38	3-7	.429	0-0	.000	4-7	.571	10	9	19	1.5	15	0	2	3	0	0.8

Player Averages

Games Played	Minutes/game	Points/game	FG Pct	3FG Pct	FT Pct	Rebounds/game	Assists/game	Turnovers/game	Assist/Turnover ratio	Steals/game	Blocks/game
13	5.9	0.8	42.9	0.0	57.1	1.5	0.0	0.2	0.0	0.0	0.2

SEASON/CAREER HIGHS

	2025-26 SEASON	CAREER HIGHS
POINTS	6 vs. Wagner (12/2/25)	14 vs. Stony Brook (3/9/24)
REBOUNDS	6 vs. Wagner (12/2/25)	12 at College of Charleston (1/18/25)
ASSISTS		3, 3x, last at Stony Brook (1/11/25)
BLOCKS	2 at Marquette (11/15/25)	7 at Monmouth (2/24/25)
STEALS		3 vs. Harvard (11/13/24)
FGM	2 vs. Wagner (12/2/25)	6 vs. Stony Brook (3/9/24)
FGA	2, 2x, last vs. Wagner (12/2/25)	12 at College of Charleston (1/18/25)
3FGM		
3FGA		1, 2x, last vs. Hampton (2/8/25)
FTM	2, 2x, last vs. Wagner (12/2/25)	5 at Old Dominion (12/15/24)
FTA	5 vs. Wagner (12/2/25)	6, 2x, last at Old Dominion (12/15/24)
MINUTES	16 vs. #12 Gonzaga (11/25/25)	38 at College of Charleston (1/18/25)

MISCELLANEOUS STATS

Category	Season	Career	Last Time
Double-Figure Scoring	-	3	10 at Elon (2/1/25)
20-plus Points	-	-	-
10-plus Rebounds	-	3	12 at College of Charleston (1/18/25)
5-plus Blocks	-	5	7 at Monmouth (2/24/25)
5-plus Steals	-	-	-
Double-Doubles	-	1	10 pts, 12 reb at College of Charleston (1/18/25)

CAREER STATS

				Field Goals		3-Point		F-Throws		Rebounds										Scoring	
SEASON	TEAM	GP-GS	MIN/AVG	FG-FGA	FG%	3FG-3FGA	3FG%	FT-FTA	FT%	OFF	DEF	TOT	AVG	PF-FO	A	TO	BLK	STL	PTS	AVG	
2022-23	NE	19-1	157/8.2	10-22	.455	0-0	.000	4-18	.222	22	24	46	2.4	26-0	8	18	18	4	24	1.3	
2023-24	NE	18-0	97/5.4	15-20	.750	0-1	.000	6-15	.400	17	7	24	1.3	14-0	6	9	11	2	36	2.0	
2024-25	NE	32-30	697/21.8	54-92	.587	0-1	.000	21-41	.512	65	96	161	5.0	95-2	21	49	78	20	129	4.0	
2025-26	MD	13-1	77/5.9	3-7	.429	0-0	.000	4-7	.571	10	9	19	1.5	15-0	0	2	3	0	10	0.8	
TOTAL FOR MD		13-1	77/5.9	3-7	.429	0-0	.000	4-7	.571	10	9	19	1.5	15-0	0	2	3	0	10	0.8	
TOTAL		82-32	1028/12.5	82-141	.582	0-2	.000	35-81	.432	114	136	250	3.0	150-2	35	78	110	26	199	2.4	

CAREER RECORDS

1000-POINT SCORERS

1. 2269	Juan Dixon (141 games)	1998-02
2. 2171	Greivis Vasquez (136 games)	2006-10
3. 2149	Len Bias (131 games)	1982-86
4. 2058	Albert King (118 games)	1977-81
5. 2017	Adrian Branch (123 games)	1981-85
17. 1573	Nik Caner-Medley (127 games)	2002-06
18. 1566	Laron Profit (125 games)	1995-99
19. 1561	Gregg Manning (118 games)	1977-81
20. 1488	Julian Reese (134 games)	2021-25

CAREER SCORING AVERAGE

Minimum 2 seasons, 1,000 points, 16.0 ppg

1. 20.5	Tom McMillen (88 games)	1971-74
2. 20.2	Joe Smith (64 games)	1993-95
3. 18.7	Gene Shue (74 games)	1951-54
4. 18.3	John Lucas (110 games)	1972-76
5. 18.0	Jahmir Young (67 games)	2022-24
18.0	Will Hetzel (76 games)	1967-70

CAREER FIELD GOAL PERCENTAGE

Minimum 2 seasons, 250 FG

1. .615	Buck Williams (446-725)	1978-81
2. .595	Bruno Fernando (291-489)	2018-19
3. .589	Ben Coleman (376-638)	1982-84
4. .583	Greg Manning (623-1068)	1977-81
5. .582	Lee Brawley (428-736)	1948-52
6. .576	Lawrence Boston (438-760)	1975-78
7. .557	Julian Reese (561-1007)	2021-25

CAREER 3-POINT FG MADE

1. 239	Juan Dixon (141 games)	1998-02
2. 230	Greivis Vasquez (136 games)	2006-10
3. 223	Eric Ayala (125 games)	2018-22
4. 211	Donta Scott (162 games)	2019-24
5. 206	Anthony Cowan Jr. (130 games)	2016-20

CAREER REBOUND LEADERS

Minimum 500

1. 1053	Len Elmore (86 games)	1971-74
2. 1015	Julian Reese (134 games)	2021-25
3. 998	Lonny Baxter (138 games)	1998-02
4. 948	Derrick Lewis (127 games)	1984-88
5. 928	Buck Williams (85 games)	1978-81
6. 925	Terence Morris (319o-606d)	1997-01
7. 916	Keith Booth (126)	1993-97
8. 895	Larry Gibson (101 games)	1975-79

CAREER ASSISTS

1. 972	Steve Blake	1999-03
2. 772	Greivis Vasquez	2006-10
3. 649	Keith Gatlin	1983-86, 87-88
4. 590	Terrell Stokes	1995-99
5. 584	Anthony Cowan Jr.	2016-20

CAREER STEALS

1. 344	Johnny Rhodes	1992-96
2. 333	Juan Dixon	1998-02
3. 252	Laron Profit	1995-99
4. 234	Steve Blake	1999-03
5. 202	D.J. Strawberry	2003-07

CAREER BLOCKED SHOTS

1. 339	Derrick Lewis	1984-88
2. 256	Terence Morris	1997-01
3. 239	Cedric Lewis	1987-91
4. 231	James Gist	2004-08
7. 190	Joe Smith	1993-95
8. 179	Julian Reese	2021-25

SEASON RECORDS

500-POINT SEASONS

1. 776	Walt Williams (29 games)	1991-92
2. 743	Len Bias (32 games)	1985-86
3. 735	Juan Dixon (36 games)	2001-02
4. 708	Joe Smith (34 games)	1994-95
5. 701	Len Bias (37 games)	1984-85

SEASON SCORING AVERAGE

1. 26.8	Walt Williams (29 games)	1991-92
2. 23.3	Will Hetzel (26 games)	1968-69
3. 23.2	Len Bias (32 games)	1985-86
4. 22.1	Gene Shue (23 games)	1952-53
5. 21.8	Gene Shue (30 games)	1953-54

SEASON FIELD GOAL PERCENTAGE

Minimum 100 FGs

1. .647	Buck Williams (183-283)	1980-81
2. .643	Greg Manning (196-305)	1979-80
3. .632	Julian Reese (158-250)	2022-23
4. .631	Johnny Rhodes (197-312)	1995-96
5. .611	Charles Pittman (102-167)	1981-82

SEASON 3-POINT FG MADE

1. 92	Juan Dixon (36 games)	2001-02
2. 91	Terrell Stoglin (32 games)	2011-12
3. 89	Walt Williams (29 games)	1991-92
4. 87	Ja'Kobi Gillespie (36 games)	2024-25
5. 81	Mike Jones (34 games)	2006-07
6. 80	Rodney Rice (36 games)	2024-25
7. 75	Selton Miguel (36 games)	2024-25
8. 74	Eric Ayala (31 games)	2021-22
9. 73	Drew Nicholas (31 games)	2002-03
73	Kevin Huerter (32 games)	2017-18

SINGLE-SEASON REBOUNDS

1. 412	Len Elmore (28 games)	1973-74
2. 388	Jordan Williams (33 games)	2010-11
3. 363	Buck Williams (31 games)	1980-81
4. 362	Joe Smith (34 games)	1994-95
362	Bruno Fernando (34 games)	2018-19

SEASON ASSISTS

Available since 1969-70

1. 286	Steve Blake	2001-02
2. 248	Steve Blake	2000-01
3. 231	Greivis Vasquez	2007-08
4. 221	Steve Blake	2002-03
221	Keith Gatlin	1984-85

50-STEAL SEASONS

Available since 1977-78; Minimum 50

1. 110	Johnny Rhodes	1995-96
2. 96	Juan Dixon	1999-00
3. 95	Steve Francis	1998-99
95	Juan Dixon	2000-01
5. 92	Juan Dixon	2001-02

SEASON BLOCKED SHOTS

Available since 1977-78

1. 143	Cedric Lewis	1990-91
2. 114	Derrick Lewis	1986-87
3. 99	Derrick Lewis	1984-85
4. 97	Joe Smith	1994-95
5. 93	Joe Smith	1993-94

GAME RECORDS

40-POINT GAMES

1. 44	Ernest Graham vs. NC State (12/20/78)
2. 43	Al Bunge vs. Yale (1/4/60)
3. 41	<i>Diggy Coit vs. Mount St. Mary's (11/19/25)</i>
	Greivis Vasquez at Virginia Tech (2/27/10 - 2ot)
	Len Bias at Duke (1/25/86)
	Gene Shue vs. Washington & Lee (2/12/53)

20-REBOUND GAMES

1. 26	Len Elmore at Wake Forest (2/27/74)
2. 24	Len Elmore vs. Kent State (1/2/73)
	Will Hetzel vs. West Virginia (12/4/68)
4. 23	Derrick Lewis at James Madison (1/28/87)
5. 22	Buck Williams vs. Louisville (12/13/80)
	Buck Williams at UNLV (12/4/78)
	Al Bunge vs. Georgetown (2/26/58)
	Bob Kessler vs. Georgetown (2/25/56)
6. 21	Joe Smith vs. Texas (3/18/95)
7. 20	Derik Queen vs. Manhattan (11/4/24)

SINGLE-GAME ASSISTS

1. 15	Greivis Vasquez vs. NC State (2/9/08)
15	Terrell Stokes vs. Western Carolina (11/14/98)
3. 14	Steve Blake vs. North Carolina (1/9/02)
14	Terrell Stokes vs. Towson State (11/30/96)
5. 13	Many times (last: Pe'Shon Howard vs. LIU Brooklyn (11/16/12))

SINGLE-GAME BLOCKED SHOTS

1. 12	Cedric Lewis at South Florida (1/20/91)
	Derrick Lewis at James Madison (1/28/87)
3. 10	Derrick Lewis vs. UMES (2/27/87)
	Derrick Lewis vs. UMBC (2/18/87)
	Derrick Lewis vs. Towson State (2/21/85)
	Derrick Lewis vs. Tennessee (11/24/84)

SINGLE-GAME STEALS

1. 9	Johnny Rhodes at North Carolina (2/7/96)
9	Johnny Rhodes vs. American (12/23/95)
3. 8	Juan Dixon vs. Florida State (1/26/02)
8	Juan Dixon vs. North Carolina (1/9/02)
8	Juan Dixon vs. Georgia Tech (1/6/01)
8	Terrell Stokes vs. S.C. State (12/27/98)

SINGLE-GAME FREE THROWS MADE

19	Diamond Stone vs. Penn State (12/30/15)
----	---

CONSECUTIVE FT IN SINGLE GAME

15	Albert King vs. Boston University (2/11/80)
----	---

CONSECUTIVE FT OVER MULTIPLE GAMES

40	Juan Dixon	2000-01
39	Jahmir Young	2023-24

SINGLE-GAME 3-POINT FG MADE

9	Mike Jones vs. Missouri-Kansas City (12/13/06)
---	--

SINGLE-GAME FIELD GOALS

18	Ernest Graham vs. NC State (12/20/78)
----	---------------------------------------

CONSECUTIVE FIELD GOALS IN SINGLE GAME

10	Ryan Randle vs. Wagner (1/4/03)
	Lonny Baxter vs. North Texas (12/23/98)
	Keith Gatlin vs. Clemson (2/17/85)
	Barry Yates vs. Miami (12/29/70)

CONSECUTIVE FIELD GOALS OVER MULTIPLE GAMES

16	Ryan Randle, three games in 2003 season, also a then-ACC Record
----	---

SCORING

A Player Scored 40 Points: *Diggy Coit (41) vs. Mount St. Mary's, 11/19/2025;* Greivis Vasquez (41) at Virginia Tech, 2/27/2010.

A Player Scored 35 Points: *Diggy Coit (41) vs. Mount St. Mary's, 11/19/2025.*

A Player Scored 30 Points: *Diggy Coit (31) vs. #2 Michigan, 12/13/2025.*

A Player Scored 20 Points in a Half: *Diggy Coit (22, 1st) vs. #2 Michigan, 12/13/2025.*

A Player Scored At Least 30 Points in Back-to-Back Games: Nik Caner-Medley, 33 at Georgia Tech, 1/25/2006 and 30 at Temple, 1/28/2006.

Two Players Scored 30 points in the Same Game: Never

Two Players Scored 20 points in the Same Game: Rodney Rice (22) and Ja'Kobi Gillespie (20) vs. USC, 2/20/2025.

A Player Scored 20+ Points in 4 Consecutive Games: Jahmir Young (Dec. 19, 2023 - Jan. 7, 2024 & Feb. 10, 2024 - Feb. 20, 2024)

Same Two Players Scored 20 points in Back-to-Back Games: Lonny Baxter (32) and Juan Dixon (26) vs. Norfolk State, 3/23/2000; Lonny Baxter (21) and Juan Dixon (24) vs. Chicago State, 3/27/2000.

Three Players Scored 20 Points in the Same Game: Julian Reese (24), Hakim Hart (22), Jahmir Young (21) vs. Coppin State, 11/25/22.

Five Players Scored in Double Figures in a Game: *Elijah Saunders (16), Solomon Washington (14), Darius Adams (13), Diggy Coit (11), Andre Mills (10), vs. Indiana, 1/7/2026.*

Six Players Scored in Double Figures in a Game: (7 total) Julian Reese (20), Selton Miguel (15), Rodney Rice (13), Jay Young (12), Ja'Kobi Gillespie (10), Malachi Palmer (10), Derik Queen (10) vs. Canisius, 11/19/2024.

Seven Players Scored in Double Figures in a Game: Julian Reese (20), Selton Miguel (15), Rodney Rice (13), Jay Young (12), Ja'Kobi Gillespie (10), Malachi Palmer (10), Derik Queen (10) vs. Canisius, 11/19/2024.

Eight Players Scored in Double Figures in a Game: Joe Smith (25), Johnny Rhodes (19), Sarunas Jasikevicius (18), Exree Hipp (16), Wayne Bristol (12), Keith Booth (11), Mario Lucas (10), Duane Simpkins (10) vs. Morgan State, 12/23/1994.

A Player had 20 points and 20 Rebounds in the Same Game: Derik Queen (22 pts, 20 rebs) vs. Manhattan, 11/4/24; Joe Smith (31 pts, 21 rebs) vs. Texas, NCAA Second Round, 3/18/95. (Also had 7 blocks).

REBOUNDS

A Player Had 15 Rebounds: Derik Queen (15) vs. Grand Canyon, 3/21/25.

A Player Had 16 Rebounds: Derik Queen (17) vs. USC, 2/20/25.

A Player Had 17 Rebounds: Derik Queen (17) vs. USC, 2/20/25.

A Player Had 18 Rebounds: Derik Queen (20) vs. Manhattan, 11/4/24.

A Player Had 19 Rebounds: Derik Queen (20) vs. Manhattan, 11/4/24.

A Player Had 20 Rebounds: Derik Queen (20) vs. Manhattan, 11/4/24.

A Player Had 25 Rebounds: Len Elmore (26) at Wake Forest, 2/27/1974.

A Guard Had 10 Rebounds: Jahmir Young (11) vs. No. 24 Ohio State, 1/8/2023.

Two Players Had Double-Figure Rebounds in the Same Game: Julian Reese (11) and Derik Queen (10) vs. Northwestern, 3/8/2025.

Three Players Had Double-Figure Rebounds in the Same Game: Laron Profit (12), Keith Booth (11), Obinna Ekezie (10) vs. Chicago State, 12/2/1996.

DOUBLE-DOUBLES/TRIPLE-DOUBLES

A Player Had a Double/Double in Points and Rebounds: *Solomon Washington (17pts, 12 reb) vs. Oregon, 1/2/26.*

A Guard Had a Double/Double in Points and Rebounds: Jahmir Young (16 pts, 12 reb) vs. Rutgers, 2/6/24.

A Player Had a Double/Double in Points and Assists: Ja'Kobi Gillespie (17 points, 11 assists) vs. Syracuse, 12/21/24.

Two Players Had Double/Doubles in Points and Rebounds in the Same Game: Julian Reese (19 pts, 11 reb) and Derik Queen (10 pts, 10 reb) vs. Northwestern, 3/8/25.

Three Players Had Double/Doubles in the Same Game: Jalen Smith (16 pts, 13 rebs), Donta Scott (10 pts, 10 rebs) and Anthony Cowan Jr. (13 pts, 10 asts) vs. Nebraska, 2/11/2020.

A Player Had A Double/Double In The First Half: Derik Queen (13 points, 10 reb) vs. Rutgers (2/9/25 - Finished with 29 points, 15 rebounds)

A Player Had Back-to-Back Double/Doubles: *Solomon Washington (2), 12/28/25 - 1/2/26.*

A Player Had 3 Double/Doubles in a Row: Derik Queen (3), 3/5/25 - 3/14/25.

A Player Had 4 Double/Doubles in a Row: Derik Queen (5), 2/9/25 - 2/26/25.

A Player Had 5 Double/Doubles in a Row: Derik Queen (5), 2/9/25 - 2/26/25.

A Player Had 6 Double/Doubles in a Row: Jalen Smith (9), 1/18/20 - 2/18/20.

A Player Had 7 Double/Doubles in a Row: Jalen Smith (9), 1/18/20 - 2/18/20.

A Player Had 8 Double/Doubles in a Row: Jalen Smith (9), 1/18/20 - 2/18/20.

A Player Had 9 Double/Doubles in a Row: Jalen Smith (9), 1/18/20 - 2/18/20.

ALL-TIME TRIPLE/DOUBLES:

Greivis Vasquez vs. North Carolina (35 points, 11 rebounds, 10 assists), 2/21/2009

Derrick Lewis vs. UMBC (32 points, 10 rebounds, 10 blocked shots), 2/17/1987

Derrick Lewis vs. James Madison (29 points, 23 rebounds, 12 blocked shots), 1/28/1987

ASSISTS

A Player Had 10 Assists in a Game: Ja'Kobi Gillespie (11) vs. Syracuse, 12/21/2024.

A Player Had 11 Assists in a Game: Ja'Kobi Gillespie (11) vs. Syracuse, 12/21/2024.

A Player Had 12 Assists in a Game: Melo Trimble (12) at North Carolina, 12/1/2015.

A Player Had 13 Assists in a Game: Pe'Shon Howard (13) vs. LIU Brooklyn, 11/16/2012.

A Player Had 14 Assists in a Game: Greivis Vasquez (15) vs. NC State, 2/9/2008.

A Player Had 15 Assists in a Game: Greivis Vasquez (15) vs. NC State, 2/9/2008.

BLOCKS

A Player Had 5 Blocks in a Game: Tafara Gapare (6) vs. Alcorn State (12/1/2024).

A Player Had 6 Blocks in a Game: Tafara Gapare (6) vs. Alcorn State (12/1/2024).

A Player Had 7 Blocks in a Game: Diamond Stone (8) at Nebraska (2/3/2016).

A Player Had 8 Blocks in a Game: Diamond Stone (8) at Nebraska (2/3/2016).

A Player Had 10 Blocks in a Game: Derrick Lewis (10) vs. UMES, 2/27/1987.

A Player Had 12 Blocks in a Game: Cedric Lewis (12) vs. South Florida, 1/20/1991.

STEALS

A Player Had 5 Steals in a Game: *Myles Rice (5) vs. Wagner, 12/2/2025.*

A Player Had 6 Steals in a Game: Julian Reese (6) at Penn State, 3/1/2025.

A Player Had 7 Steals in a Game: Chris McCray (7) vs. Wagner, 1/4/2003.

A Player Had 8 Steals in a Game: Juan Dixon (8) vs. Florida State, 1/26/2002.

A Player Had 9 Steals in a Game: Johnny Rhodes (9) at North Carolina, 2/7/1996.

MISCELLANEOUS

A Player Topped the Team in Scoring, Rebounding and Assists for a Game: *diggy Coit (31 points, 6 rebounds, 3 assists vs. #2 Michigan, 12/13/25).*

A Player Hit a Shot with <5 seconds left to Win a Game: Derik Queen with a driving fade-away bank-shot at the buzzer vs. Colorado State, 3/23/25.

A Player Hit Last-Second Free Throws to Win a Game: Ian Martinez vs. Hofstra (11/19/21) hit two free throws with 4 seconds remaining to clinch a 69-67 win

An Opposing Player Hit a Last-Second Shot to Win a Game: Tre Donaldson (MICH) game-winning driving lay-up buzzer for a 81-80 win in B1G Semifinals, 3/15/2025.

Player Played Every Minute of a Game: Jahmir Young vs. #10 Illinois (1/14/24)

Three True Freshmen Started A Game: Eric Ayala, Aaron Wiggins and Jalen Smith, 11/9/18 vs. Navy

THE LAST TIME (CONT.)

TEAM

Maryland Ranked No. 1 in AP Top-25: Never.

Maryland Ranked No. 1 in Coaches Top-25: April 2, 2002

Maryland Defeated A No. 1-Ranked Opponent: 2/16/2013 at Comcast Center - Maryland 83, [2/1] Duke 81.

Maryland Defeated A Top-5 Ranked Opponent: 2/16/23 at XFINITY Center - Maryland 68, #3 Purdue 54

Maryland Defeated Back-to-Back Ranked Opponents at Home: 1/2/19 at XFINITY Center - Maryland 74, #24 Nebraska 72 and 1/11/19 at XFINITY Center - Maryland 78, #22 IU 75

Last Overtime Game: 11/19/25 - **Maryland 95, Mount St. Mary's 90 (OT)**

Last Overtime Victory at Home: 11/19/25 - **Maryland 95, Mount St. Mary's 90 (OT)**

Last Overtime Victory on the Road: 1/12/22 - Maryland 94, Northwestern 87 (2OT)

Maryland Scored 100 Points or more: 2/16/25 - Maryland 101, Iowa 75

Maryland Opened A Game With A 15-0 Run: 12/28/25 - Old Dominion

Maryland Opened A Game With A 16-0 Run: 12/28/25 - Old Dominion

Maryland Opened A Game With A 17-0 Run: 12/28/25 - Old Dominion

Maryland Opened A Game With A 18-0 Run: 1/11/03 - Florida State

Maryland Had A Run of 20-25 Points: 11/29/20 - 21 pts - Maryland 79, Mount St. Mary's 61

Maryland Had A Run of 25+ Points: 11/17/24 - 28 pts - Maryland 108, Canisius 37

Maryland Erased a 15-Point Deficit to Win: at Minnesota - trailed 47-30 with 0:43 left in the first half, 2/26/20

Maryland Erased a 16-Point Deficit to Win: at Minnesota - trailed 47-30 with 0:43 left in the first half, 2/26/20

Maryland Erased a 17-Point Deficit to Win: at Minnesota - trailed 47-30 with 0:43 left in the first half, 2/26/20

Maryland Erased a 18-Point Deficit to Win: vs. NC State (3/13/04, ACC Tournament)

Maryland Erased a 19-Point Deficit to Win: vs. NC State (3/13/04, ACC Tournament)

Maryland Erased a 20-Point Deficit to Win: vs. NC State (3/13/04, ACC Tournament)

Maryland Erased a 21-Point Deficit to Win: vs. NC State (3/13/04, ACC Tournament)

Maryland Erased a 22-Point Deficit to Win: at North Carolina, 1/8/97

*Items in **BOLD** occurred in 2025-26*

2025-26 STARTING LINEUPS

Date	Opponent	Score	Starters	FG	%	3FG	%	FT	%	reb	a	stl	to	a/to	pts	pt%
11-03-25	vs. Coppin St.	W 83-61	01 ADAMS 07 MILLS 13 SAUNDERS 18 DEL PINO 21 PAYNE	19-36	53	5-17	29	21-23	91	18	9	7	8	1.1	64	77.1
11-07-25	Georgetown	L 60-70	01 ADAMS 07 MILLS 13 SAUNDERS 18 DEL PINO 21 PAYNE	6-22	27	1-5	20	18-25	72	26	3	0	6	0.5	31	51.7
11-11-25	Alcorn	W 84-64	01 ADAMS 07 MILLS 08 COIT 13 SAUNDERS 21 PAYNE	23-43	53	7-19	37	16-20	80	25	10	5	11	0.9	69	82.1
11-15-25	at Marquette	W 89-82	01 ADAMS 07 MILLS 08 COIT 13 SAUNDERS 21 PAYNE	23-48	48	5-18	28	16-19	84	26	14	4	12	1.2	67	75.3
11-19-25	Mount St. Mary's Wot	95-90	01 ADAMS 07 MILLS 08 COIT 13 SAUNDERS 45 METCALF	20-47	43	10-22	45	36-45	80	26	5	4	8	0.6	86	90.5
11-24-25	vs. UNLV	W 74-67	01 ADAMS 07 MILLS 08 COIT 13 SAUNDERS 21 PAYNE	18-44	41	6-23	26	15-21	71	28	6	2	16	0.4	57	77.0
11-25-25	vs. Gonzaga	L 61-100	01 ADAMS 07 MILLS 08 COIT 13 SAUNDERS 21 PAYNE	17-38	45	3-11	27	15-20	75	12	5	4	11	0.5	52	85.2
11-27-25	vs. Alabama	L 72-105	01 ADAMS 07 MILLS 08 COIT 13 SAUNDERS 21 PAYNE	20-53	38	5-15	33	5-8	63	16	8	2	6	1.3	50	69.4
12-02-25	Wagner	W 89-63	01 ADAMS 02 RICE 09 WASHINGTON 13 SAUNDERS 21 PAYNE	23-45	51	5-10	50	26-36	72	31	4	7	4	1.0	77	86.5
12-06-25	at Iowa	L 64-83	01 ADAMS 02 RICE 09 WASHINGTON 13 SAUNDERS 21 PAYNE	9-27	33	2-10	20	18-32	56	27	3	1	12	0.3	38	59.4
12-13-25	Michigan	L 83-101	07 MILLS 08 COIT 09 WASHINGTON 11 TURKSON JR 21 PAYNE	19-38	50	9-17	53	6-8	75	18	6	2	6	1.0	53	63.9
12-20-25	at Virginia	L 72-80	02 RICE 08 COIT 09 WASHINGTON 11 TURKSON JR 13 SAUNDERS	13-33	39	7-17	41	14-19	74	24	11	0	10	1.1	47	65.3
12-28-25	Old Dominion	W 73-58	01 ADAMS 07 MILLS 09 WASHINGTON 12 WATTS 13 SAUNDERS	22-50	44	11-23	48	11-13	85	25	7	6	5	1.4	66	90.4
01-02-26	Oregon	L 54-64	01 ADAMS 07 MILLS 09 WASHINGTON 12 WATTS 13 SAUNDERS	15-52	29	6-26	23	8-11	73	26	6	4	5	1.2	44	81.5
Starter Averages				18-41	43	6-17	35	16-21	75	23.4	6.9	3.4	8.6	0.8	57.2	76.1
Bench Averages				6-17	34	3-10	29	4-5	78	13.4	4.1	2.4	4.9	0.9	18.0	23.9

Starting Lineup Used

Starting Lineup Used	Games	Record
01 ADAMS,D 07 MILLS 13 SAUNDERS 18 DEL PINO 21 PAYNE	2	1-1
01 ADAMS,D 07 MILLS 08 COIT 13 SAUNDERS 21 PAYNE	5	3-2
01 ADAMS,D 07 MILLS 08 COIT 13 SAUNDERS 45 METCALF	1	1-0
01 ADAMS,D 02 RICE 09 WASHINGTON 13 SAUNDERS 21 PAYNE	2	1-1
07 MILLS,A 08 COIT 09 WASHINGTON 11 TURKSON JR 21 PAYNE	1	0-1
02 RICE,M 08 COIT 09 WASHINGTON 11 TURKSON JR 13 SAUNDERS	1	0-1
01 ADAMS 07 MILLS 09 WASHINGTON 12 WATTS 13 SAUNDERS	2	1-2

2025-26 MISCELLANEOUS STATISTICS

INDIVIDUAL

LED MARYLAND IN SCORING

(includes ties)	Overall	B1G
Payne	6	1
Coit	4	1
Adams	2	-
Saunders	1	1
Washington	1	1
Rice	1	-

LED MARYLAND IN REBOUNDING

	Overall	B1G
Payne	5	1
Washington	4	2
Mills	4	-
Alston	2	-
Coit	1	1
Saunders	1	-

LED MARYLAND IN ASSISTS

	Overall	B1G
Coit	9	1
Mills	3	1
Payne	3	1
Watts	2	1
Adams	1	1
Rice	1	-

LED MARYLAND IN BLOCKS

	Overall	B1G
Payne	5	1
Washington	3	3
Watts	3	-
Saunders	2	1
Adams	2	-
Metcalf	2	-
Mills	2	-
Del Pino	1	-
Turkson	1	-

LED MARYLAND IN STEALS

	Overall	B1G
Rice	5	2
Watts	5	2
Coit	4	2
Mills	4	1
Washington	2	2
Del Pino	2	1
Adams	2	-
Payne	1	-
Saunders	1	-

Double-figure scoring gms — Payne 9, Adams 10, Coit 9, Mills 8, Saunders 5, Rice 4, Washington 4, Watts 3, Del Pino 1

20-point scoring games — Payne 4, Coit 2, Adams 1

30-point scoring games — Coit 2, Payne 1

40-point scoring games — Coit 1

Double-figure rebounding games — Payne 3, Washington 3, Saunders 1

Double-figure assists games —

DOUBLE-DOUBLES

Player	Statistics	Opponent
Payne	17 pts, 11 reb	Georgetown
Payne	30 pts, 10 reb	Wagner
Payne	17 pts, 14 reb	at Iowa
Washington	13 pts, 13 reb	Old Dominion
Washington	17 pts, 12 reb	Oregon

TERP TENDENCIES & STREAKS

Maryland's Record	Overall	Strk.	Streak Started
Overall Record	7-8	L2	Oregon, 1/2/26
Home	4-4	L2	Oregon, 1/2/26
Road	1-2	L2	at Iowa, 12/6/25
Neutral	2-2	L2	#12 Gonzaga, 11/25/25
Leading at the half	5-1	W1	Old Dominion, 12/28/25
Trailing at the half	1-7	L6	#12 Gonzaga, 11/25/25
Leading with 5:00 to play	6-0	W15	Rutgers, 2/9/25
Trailing with 5:00 to play	1-7	L7	#12 Gonzaga, 11/25/25
In single overtime	1-0	W1	Mt. St. Mary's, 11/19/25
In double overtime	0-0	L1	at Ohio State, 2/10/24
Shooting .500 or better	2-0	W12	Saint Francis, 12/17/24
Shooting .451-.499	1-1	L1	#2 Michigan, 12/13/25
Shooting .400-.450	4-2	L1	Indiana, 1/7/26
Shooting below .400	0-5	L5	Georgetown, 11/7/25
Opp. shooting .500 or better	0-4	L9	Indiana, 3/10/23
Opp. shooting .451-.499	1-2	L2	at #23 Virginia, 12/20/25
Opp. shooting .400-.450	2-1	L1	Indiana, 1/7/26
Opp. shooting below .400	4-1	W4	at Marquette, 11/15/25
Higher FG% than opp.	6-0	W26	Canisius, 11/19/24
Lower FG% than opp.	1-7	L7	#12 Gonzaga, 11/25/25
More 3-point FGs	3-3	L1	Oregon, 1/2/26
Fewer 3-point FGs	4-5	L2	at Iowa, 12/6/25
Making more free throws	6-4	W1	Old Dominion, 12/28/25
Making fewer free throws	0-4	L4	#8 Alabama, 11/26/25
Outrebounding opponent	4-3	L3	at Iowa, 12/6/25
Outrebounded by opp.	3-5	L2	Oregon, 1/2/26
More turnovers than opp.	2-5	L4	#12 Gonzaga, 11/25/25
Fewer turnovers than opp.	5-2	L1	Oregon, 1/2/26
Scoring more bench pts.	2-3	L2	at Iowa, 12/6/25
Scoring fewer bench pts.	5-4	L1	Indiana, 1/7/26

Maryland's Record	Overall	Strk.	Streak Started
Games decided by <3	0-0	W1	Colorado State, 3/23/25
Games decided by 4-8	3-1	L1	at #23 Virginia, 12/20/25
Games decided by 9-12	0-2	L2	Georgetown, 11/7/25
Games decided by 13-19	1-3	L1	Indiana, 1/7/26
Games decided by 20+	3-2	W1	Wagner, 12/2/25
vs. Top-10 opponent	0-2	L7	#8 Michigan St, 2/26/25
vs. Top-25 opponent	0-4	L5	vs. #22 Michigan, 3/8/25
vs. Unranked opponent	7-4	L2	Oregon, 1/2/26
Player scores 30+ pts.	2-1	L1	#2 Michigan, 12/13/25
Player scores 20+ pts.	5-2	L1	#2 Michigan, 12/13/25
Terps score under 60 pts.	0-1	L25	#8 Michigan St, 2/26/25
Terps score 60-69 pts.	0-2	L3	Georgetown, 11/7/25
Terps score 70-79 pts.	2-2	W1	Old Dominion, 12/28/25
Terps score 80-89 pts.	4-2	L2	at Iowa, 12/6/25
Terps score 90-99 pts.	1-0	W31	at UNC, 2/3/09
Terps score 80+ pts.	1-0	W29	Iowa, 2/10/22
Terps score 90+ pts.	1-0	W45	at UNC, 2/3/09
Terps score 100+ pts.	0-0	W57	Duke, 2/10/90
Opp. player scores 30+ pts.	1-0	W1	at Marquette, 11/15/25
Opp. player scores 20+ pts.	3-5	L5	#12 Gonzaga, 11/25/25
Opp. score under 60 pts.	1-0	W2	Grand Canyon, 3/21/25
Opp. score 60-69 pts.	4-1	L1	Oregon, 1/2/26
Opp. score 70-79 pts.	0-1	L1	Georgetown, 11/7/25
Opp. score 80-89 pts.	1-3	L3	at Iowa, 12/6/25
Opp. score 90-99 pts.	1-0	W1	Mt. St. Mary's, 11/19/25
Opp. score 100+ pts.	0-3	L4	Iowa, 2/10/22
In November	5-3	L2	#12 Gonzaga, 11/25/25
In December	2-3	W1	Old Dominion, 12/28/25
In January	0-2	L2	Oregon, 1/2/26
In February	0-0	L1	#8 Michigan St, 2/26/25
In March	0-0	L1	#3 Florida, 3/27/25

MARYLAND'S LARGEST

LEAD

Overall: 30 (2nd-3:29, 83-53, vs. Coppin State, 11/3/25)

B1G: 9 (2nd-18:48, 56-47, vs. #2 Michigan, 12/13/25)

DEFICIT

Overall: 42 (2nd-00:50, 100-58, vs. #12 Gonzaga, 11/25/25)

B1G: 26 (2nd-9:39, 67-41, at Iowa, 12/6/25)

DEFICIT IN VICTORY

Overall: 9 (2nd-15:02, 55-46, at Marquette, 11/15/25)

B1G: -

MARGIN OF VICTORY

Overall: 26 (89-63) vs. Wagner, 12/2/25

B1G: -

MARGIN OF DEFEAT

Overall: 39 (100-61) vs. #12 Gonzaga, 11/25/25

B1G: 19 (83-64) at Iowa, 12/6/25

HALFTIME LEAD

Overall: 27 (45-18) vs. Old Dominion, 12/28/25

B1G: 5 (50-45) vs. #2 Michigan, 12/13/25

HALFTIME DEFICIT

Overall: 20 (49-29) vs. #8 Alabama, 11/26/25

B1G: 14 (44-30) at Iowa, 12/6/25

HOME CROWD

Overall: 16,594 vs. Georgetown, 11/7/25

B1G: 16,675 vs. #2 Michigan, 12/13/25

ROAD CROWD

Overall: 15,586 at Marquette, 11/15/25

B1G: 10,956 at Iowa, 12/6/25

NEUTRAL CROWD

Overall: 3,947 vs. #8 Alabama, 11/26/25

2025-26 STATISTICS



2025-26 Maryland Men's Basketball Combined Team Statistics All games

Page 1/1
as of Jan 08, 2026

Game Records

Record	Overall	Home	Away	Neutral
ALL GAMES	7-8	4-4	1-2	2-2
CONFERENCE	0-4	0-3	0-1	0-0
NON-CONFERENCE	7-4	4-1	1-1	2-2

Score by Periods

Team	1st	2nd	OT	TOT
Maryland	512	589	18	1119
Opponents	518	641	13	1172

Team Box Score

No.	Player				Total		3-Point		F-Throw		Rebounds													
		GP-GS	MIN	AVG	FG-FGA	FG%	3FG-3FGA	3FG%	FT-FTA	FT%	OFF	DEF	TOT	AVG	PF	DQ	A	TO	BLK	STL	PTS	AVG		
21	PAYNE, Pharrel	10-10	268:38	26.9	53-85	.624	0-0	.000	69-96	.719	32	40	72	7.2	22	0	14	27	11	4	175	17.5		
8	COIT, David	15-8	419:30	28.0	61-147	.415	38-93	.409	37-40	.925	2	32	34	2.3	21	0	43	30	0	12	197	13.1		
1	ADAMS, Darius	15-13	402:16	26.8	51-157	.325	19-73	.260	67-91	.736	18	38	56	3.7	31	1	22	29	3	9	188	12.5		
9	WASHINGTON, Solomon	7-7	210:54	30.1	23-58	.397	3-13	.231	25-34	.735	25	38	63	9.0	22	0	1	9	6	7	74	10.6		
7	MILLS, Andre	15-12	383:56	25.6	45-123	.366	16-59	.271	28-39	.718	21	49	70	4.7	38	0	26	24	6	10	134	8.9		
13	SAUNDERS, Elijah	15-14	437:23	29.2	44-99	.444	17-44	.386	20-24	.833	23	45	68	4.5	38	1	12	18	3	9	125	8.3		
2	RICE, Myles	11-3	195:53	17.8	25-64	.391	8-22	.364	23-24	.958	2	22	24	2.2	20	0	18	19	0	13	81	7.4		
12	WATTS, Isaiah	14-3	295:45	21.1	28-80	.350	17-59	.288	8-12	.667	5	27	32	2.3	29	0	15	15	5	13	81	5.8		
18	DEL PINO, Guillermo	9-2	86:59	9.7	7-19	.368	4-10	.400	2-4	.500	1	5	6	0.7	6	0	5	7	1	6	20	2.2		
24	ALSTON, Aleks	11-0	117:43	10.7	9-23	.391	3-13	.231	0-2	.000	9	18	27	2.5	7	0	5	6	2	4	21	1.9		
11	TURKSON JR., George	8-2	129:26	16.2	4-15	.267	0-4	.000	5-11	.455	11	12	23	2.9	17	0	1	4	2	0	13	1.6		
45	METCALF, Collin	13-1	76:38	5.9	3-7	.429	0-0	.000	4-7	.571	10	9	19	1.5	15	0	0	2	3	0	10	0.8		
Team											35	20	55					9						
Total		15	3025		353-877	.403	125-390	.321	288-384	.750	194	355	549	36.6	266	2	162	199	42	87	1119	74.6		
Opponents		15	3025		413-895	.461	136-368	.370	210-290	.724	164	385	549	36.6	310	8	247	202	66	106	1172	78.1		

Team Statistics

	MD	OPP
Scoring	1119	1172
Points per game	74.6	78.1
Scoring margin	-3.5	-
Field goals-att	353-877	413-895
Field goal pct	.403	.461
3 point fg-att	125-390	136-368
3-point FG pct	.321	.370
3-pt FG made per game	8.3	9.1
Free throws-att	288-384	210-290
Free throw pct	.750	.724
F-Throws made per game	19.2	14.0
Rebounds	549	549
Rebounds per game	36.6	36.6
Rebounding margin	0.0	-
Assists	162	247
Assists per game	10.8	16.5
Turnovers	199	202
Turnovers per game	13.3	13.5
Turnover margin	+0.2	-
Assist/turnover ratio	0.8	1.2
Steals	87	106
Steals per game	5.8	7.1
Blocks	42	66
Blocks per game	2.8	4.4
Winning streak	0	-
Home win streak	0	-
Attendance	100929	39213
Home games-Avg/Game	8-12616	3-13071
Neutral site-Avg/Game	-	4-3374

Team Results

Date	Opponent		Score	Att.
11/03/2025	vs Coppin St.	W	83-61	3167
11/07/2025	Georgetown	L	60-70	16594
11/11/2025	Alcorn	W	84-64	10461
11/15/2025	at Marquette	W	89-82	15586
11/19/2025	Mount St. Mary's	Wot	95-90	10318
11/24/2025	vs UNLV	W	74-67	3581
11/25/2025	vs Gonzaga	L	61-100	2799
11/26/2025	vs Alabama	L	72-105	3947
12/02/2025	Wagner	W	89-63	10155
12/06/2025	at Iowa	L	64-83	10956
12/13/2025	Michigan	L	83-101	16675
12/20/2025	at Virginia	L	72-80	12671
12/28/2025	Old Dominion	W	73-58	13254
01/02/2026	Oregon	L	54-64	11291
01/07/2026	Indiana	L	66-84	12181

2025-26 STATISTICS



2025-26 Maryland Men's Basketball Combined Team Statistics In Conference games

Page 1/1
as of Jan 08, 2026

Game Records

Record	Overall	Home	Away	Neutral
ALL GAMES	0-4	0-3	0-1	0-0
CONFERENCE	0-4	0-3	0-1	0-0
NON-CONFERENCE	0-0	0-0	0-0	0-0

Score by Periods

Team	1st	2nd	OT	TOT
Maryland	138	129	0	267
Opponents	159	173	0	332

Team Box Score

No.	Player				Total		3-Point		F-Throw		Rebounds													
		GP-GS	MIN	AVG	FG-FGA	FG%	3FG-3FGA	3FG%	FT-FTA	FT%	OFF	DEF	TOT	AVG	PF	DQ	A	TO	BLK	STL	PTS	AVG		
8	COIT, David	4-1	111:22	27.8	21-51	.412	13-31	.419	8-8	1.000	1	9	10	2.5	4	0	5	9	0	2	63	15.8		
21	PAYNE, Pharrel	2-2	53:26	26.7	6-12	.500	0-0	.000	12-22	.545	9	9	18	9.0	3	0	4	8	3	0	24	12.0		
9	WASHINGTON, Solomon	4-4	118:18	29.6	14-36	.389	3-10	.300	11-13	.846	11	21	32	8.0	13	0	1	4	4	5	42	10.5		
1	ADAMS, Darius	4-3	94:12	23.5	12-41	.293	2-18	.111	11-19	.579	3	9	12	3.0	8	1	7	6	0	0	37	9.3		
13	SAUNDERS, Elijah	4-3	124:45	31.2	11-20	.550	6-12	.500	4-4	1.000	7	7	14	3.5	9	0	1	5	1	2	32	8.0		
7	MILLS, Andre	4-3	102:23	25.6	10-30	.333	2-13	.154	7-9	.778	7	11	18	4.5	10	0	8	6	1	1	29	7.3		
2	RICE, Myles	4-1	58:10	14.5	7-17	.412	3-7	.429	2-2	1.000	0	5	5	1.3	7	0	1	7	0	4	19	4.8		
12	WATTS, Isaiah	3-2	56:37	18.9	5-16	.313	3-14	.214	0-2	.000	0	3	3	1.0	8	0	2	3	1	3	13	4.3		
11	TURKSON JR., George	3-1	53:50	17.9	4-8	.500	0-1	.000	0-3	.000	5	4	9	3.0	8	0	0	2	0	0	8	2.7		
45	METCALF, Collin	3-0	07:36	2.5	0-0	.000	0-0	.000	0-0	.000	0	2	2	0.7	0	0	0	0	0	0	0	0.0		
24	ALSTON, Aleks	2-0	07:57	4.0	0-0	.000	0-0	.000	0-0	.000	0	0	0	0.0	1	0	0	0	0	0	0	0.0		
18	DEL PINO, Guillermo	1-0	11:24	11.4	0-3	.000	0-0	.000	0-0	.000	1	2	3	3.0	0	0	1	0	0	1	0	0.0		
Team											8	4	12				1							
Total		4	800		90-234	.385	32-106	.302	55-82	.671	52	86	138	34.5	71	1	30	51	10	18	267	66.8		
Opponents		4	800		119-228	.522	34-78	.436	60-81	.741	35	104	139	34.8	75	1	72	44	19	25	332	83.0		

Team Statistics

	MD	OPP
Scoring	267	332
Points per game	66.8	83.0
Scoring margin	-16.3	-
Field goals-att	90-234	119-228
Field goal pct	.385	.522
3 point fg-att	32-106	34-78
3-point FG pct	.302	.436
3-pt FG made per game	8.0	8.5
Free throws-att	55-82	60-81
Free throw pct	.671	.741
F-Throws made per game	13.8	15.0
Rebounds	138	139
Rebounds per game	34.5	34.8
Rebounding margin	-0.3	-
Assists	30	72
Assists per game	7.5	18.0
Turnovers	51	44
Turnovers per game	12.8	11.0
Turnover margin	-1.8	-
Assist/turnover ratio	0.6	1.6
Steals	18	25
Steals per game	4.5	6.3
Blocks	10	19
Blocks per game	2.5	4.8
Winning streak	0	-
Home win streak	0	-
Attendance	40147	10956
Home games-Avg/Game	3-13382	1-10956
Neutral site-Avg/Game	-	0-0

Team Results

Date	Opponent		Score	Att.
12/06/2025	at Iowa	L	64-83	10956
12/13/2025	Michigan	L	83-101	16675
01/02/2026	Oregon	L	54-64	11291
01/07/2026	Indiana	L	66-84	12181

2025-26 STATISTICS



2025-26 Maryland Men's Basketball Team High/Low Analysis All games

as of Jan

Maryland - Game Highs

POINTS	95	Mount St. Mary's (11/19/2025)
	89	Wagner (12/02/2025)
	89	at Marquette (11/15/2025)
	84	Alcorn (11/11/2025)
	83	Michigan (12/13/2025)
	83	vs Coppin St. (N) (11/03/2025)
FIELD GOALS MADE	30	Michigan (12/13/2025)
	29	at Marquette (11/15/2025)
FIELD GOAL ATTEMPTS	76	vs Alabama (N) (11/26/2025)
	65	Oregon (01/02/2026)
FIELD GOAL PERCENTAGE	.527 (29-55)	at Marquette (11/15/2025)
	.500 (28-56)	Alcorn (11/11/2025)
3 PT FG MADE	14	Michigan (12/13/2025)
	12	at Virginia (12/20/2025)
	12	Mount St. Mary's (11/19/2025)
3 PT FG ATTEMPTS	35	Oregon (01/02/2026)
	31	vs UNLV (N) (11/24/2025)
3 PT FG PERCENTAGE	.519 (14-27)	Michigan (12/13/2025)
	.444 (12-27)	Mount St. Mary's (11/19/2025)
FREE THROWS MADE	37	Mount St. Mary's (11/19/2025)
	32	Wagner (12/02/2025)
FREE THROW ATTEMPTS	47	Mount St. Mary's (11/19/2025)
	45	Wagner (12/02/2025)
FREE THROW PERCENTAGE	.920 (23-25)	vs Coppin St. (N) (11/03/2025)
	.852 (23-27)	at Marquette (11/15/2025)
REBOUNDS	48	Wagner (12/02/2025)
	46	vs UNLV (N) (11/24/2025)
ASSISTS	16	at Marquette (11/15/2025)
	16	vs Coppin St. (N) (11/03/2025)
STEALS	11	vs Coppin St. (N) (11/03/2025)
	10	Wagner (12/02/2025)
BLOCKED SHOTS	6	Old Dominion (12/28/2025)
	4	Oregon (01/02/2026)
	4	at Virginia (12/20/2025)
	4	Wagner (12/02/2025)
TURNOVERS	20	vs UNLV (N) (11/24/2025)
	19	at Virginia (12/20/2025)
FOULS	24	Georgetown (11/07/2025)
	21	Indiana (01/07/2026)

Opponent - Game Highs

POINTS	105	vs Alabama (N) (11/26/2025)
	101	Michigan (12/13/2025)
	100	vs Gonzaga (N) (11/25/2025)
	90	Mount St. Mary's (11/19/2025)
	84	Indiana (01/07/2026)
FIELD GOALS MADE	38	vs Alabama (N) (11/26/2025)
	37	vs Gonzaga (N) (11/25/2025)
FIELD GOAL ATTEMPTS	76	at Marquette (11/15/2025)
	66	at Virginia (12/20/2025)
	66	vs Alabama (N) (11/26/2025)
FIELD GOAL PERCENTAGE	.603 (35-58)	Michigan (12/13/2025)
	.578 (37-64)	vs Gonzaga (N) (11/25/2025)
3 PT FG MADE	17	Mount St. Mary's (11/19/2025)
	14	vs Alabama (N) (11/26/2025)
	14	vs Gonzaga (N) (11/25/2025)
3 PT FG ATTEMPTS	40	at Marquette (11/15/2025)
	36	Mount St. Mary's (11/19/2025)
3 PT FG PERCENTAGE	.632 (12-19)	Michigan (12/13/2025)
	.500 (9-18)	at Iowa (12/06/2025)
FREE THROWS MADE	23	Georgetown (11/07/2025)
	22	Indiana (01/07/2026)
FREE THROW ATTEMPTS	31	Georgetown (11/07/2025)
	26	Indiana (01/07/2026)
FREE THROW PERCENTAGE	.864 (19-22)	Michigan (12/13/2025)
	.846 (22-26)	Indiana (01/07/2026)
REBOUNDS	49	vs Alabama (N) (11/26/2025)
	44	at Marquette (11/15/2025)
ASSISTS	30	vs Gonzaga (N) (11/25/2025)
	29	vs Alabama (N) (11/26/2025)
STEALS	15	at Virginia (12/20/2025)
	12	at Iowa (12/06/2025)
	12	vs Gonzaga (N) (11/25/2025)
BLOCKED SHOTS	11	Georgetown (11/07/2025)
	9	vs Alabama (N) (11/26/2025)
TURNOVERS	21	Alcorn (11/11/2025)
	20	vs Coppin St. (N) (11/03/2025)
FOULS	30	Wagner (12/02/2025)
	29	Mount St. Mary's (11/19/2025)

Maryland - Game Lows

POINTS	54	Oregon (01/02/2026)
	60	Georgetown (11/07/2025)
	61	vs Gonzaga (N) (11/25/2025)
	64	at Iowa (12/06/2025)
	66	Indiana (01/07/2026)
FIELD GOALS MADE	13	Georgetown (11/07/2025)
	17	at Iowa (12/06/2025)
FIELD GOAL ATTEMPTS	47	at Iowa (12/06/2025)
	52	Georgetown (11/07/2025)
FIELD GOAL PERCENTAGE	.250 (13-52)	Georgetown (11/07/2025)
	.277 (18-65)	Oregon (01/02/2026)
3 PT FG MADE	4	Georgetown (11/07/2025)
	5	Indiana (01/07/2026)
	5	Wagner (12/02/2025)
	5	vs Gonzaga (N) (11/25/2025)
3 PT FG ATTEMPTS	18	at Iowa (12/06/2025)
	20	Wagner (12/02/2025)
3 PT FG PERCENTAGE	.190 (4-21)	Georgetown (11/07/2025)
	.192 (5-26)	Indiana (01/07/2026)
FREE THROWS MADE	7	vs Alabama (N) (11/26/2025)
	9	Michigan (12/13/2025)
FREE THROW ATTEMPTS	11	vs Alabama (N) (11/26/2025)
	13	Michigan (12/13/2025)
FREE THROW PERCENTAGE	.632 (24-38)	at Iowa (12/06/2025)
	.636 (7-11)	vs Alabama (N) (11/26/2025)
REBOUNDS	29	Michigan (12/13/2025)
	29	vs Gonzaga (N) (11/25/2025)
ASSISTS	4	Georgetown (11/07/2025)
	7	Indiana (01/07/2026)
	7	Oregon (01/02/2026)
	7	at Iowa (12/06/2025)
STEALS	2	at Virginia (12/20/2025)
	2	Georgetown (11/07/2025)
BLOCKED SHOTS	1	at Iowa (12/06/2025)
	1	Mount St. Mary's (11/19/2025)
	1	Alcorn (11/11/2025)
TURNOVERS	8	Old Dominion (12/28/2025)
	8	Wagner (12/02/2025)
FOULS	11	Alcorn (11/11/2025)
	15	vs Alabama (N) (11/26/2025)
	15	Mount St. Mary's (11/19/2025)

Opponent - Game Lows

POINTS	58	Old Dominion (12/28/2025)
	61	vs Coppin St. (N) (11/03/2025)
	63	Wagner (12/02/2025)
	64	Oregon (01/02/2026)
	64	Alcorn (11/11/2025)
FIELD GOALS MADE	21	Old Dominion (12/28/2025)
	21	Wagner (12/02/2025)
	21	Georgetown (11/07/2025)
	21	vs Coppin St. (N) (11/03/2025)
FIELD GOAL ATTEMPTS	47	Oregon (01/02/2026)
	49	vs Coppin St. (N) (11/03/2025)
FIELD GOAL PERCENTAGE	.367 (22-60)	vs UNLV (N) (11/24/2025)
	.368 (28-76)	at Marquette (11/15/2025)
	.368 (21-57)	Old Dominion (12/28/2025)
	.368 (21-57)	Wagner (12/02/2025)
3 PT FG MADE	4	Old Dominion (12/28/2025)
	5	Oregon (01/02/2026)
	5	Georgetown (11/07/2025)
3 PT FG ATTEMPTS	16	Oregon (01/02/2026)
	18	Old Dominion (12/28/2025)
	18	at Iowa (12/06/2025)
3 PT FG PERCENTAGE	.222 (4-18)	Old Dominion (12/28/2025)
	.250 (5-20)	Georgetown (11/07/2025)
FREE THROWS MADE	6	at Iowa (12/06/2025)
	7	Alcorn (11/11/2025)
FREE THROW ATTEMPTS	11	Alcorn (11/11/2025)
	12	at Iowa (12/06/2025)
FREE THROW PERCENTAGE	.500 (6-12)	at Iowa (12/06/2025)
	.619 (13-21)	Oregon (01/02/2026)
	.619 (13-21)	at Virginia (12/20/2025)
REBOUNDS	25	Alcorn (11/11/2025)
	26	Michigan (12/13/2025)
ASSISTS	5	Old Dominion (12/28/2025)
	10	Wagner (12/02/2025)
STEALS	2	Wagner (12/02/2025)
	3	Indiana (01/07/2026)
	3	Mount St. Mary's (11/19/2025)
BLOCKED SHOTS	0	Indiana (01/07/2026)
	1	at Marquette (11/15/2025)
TURNOVERS	8	at Virginia (12/20/2025)
	9	Michigan (12/13/2025)
FOULS	12	Oregon (01/02/2026)
	13	vs Alabama (N) (11/26/2025)

2025-26 STATISTICS



2025-26 Maryland Men's Basketball Season Schedule/Results & Leaders All games

Page 1/1
as of Jan 08, 2026

Game Records

Record	Overall	Home	Away	Neutral
ALL GAMES	7-8	4-4	1-2	2-2
CONFERENCE	0-4	0-3	0-1	0-0
NON-CONFERENCE	7-4	4-1	1-1	2-2

Team Results

Date	Opponent		Score	Att.	High Points	High Rebounds
11/03/2025	vs Coppin St.	W	83-61	3167	(21) PAYNE, Pharrel	(6) PAYNE, Pharrel
						(6) MILLS, Andre
11/07/2025	Georgetown	L	60-70	16594	(19) RICE, Myles	(11) PAYNE, Pharrel
11/11/2025	Alcorn	W	84-64	10461	(22) PAYNE, Pharrel	(8) MILLS, Andre
11/15/2025	at Marquette	W	89-82	15586	(19) COIT, David	(11) SAUNDERS, Elijah
11/19/2025	Mount St. Mary's	Wot	95-90	10318	(41) COIT, David	(8) MILLS, Andre
11/24/2025	vs UNLV	W	74-67	3581	(20) PAYNE, Pharrel	(8) PAYNE, Pharrel
						(8) MILLS, Andre
11/25/2025	vs Gonzaga	L	61-100	2799	(14) PAYNE, Pharrel	(8) ALSTON, Aleks
11/26/2025	vs Alabama	L	72-105	3947	(20) ADAMS, Darius	(7) ALSTON, Aleks
12/02/2025	Wagner	W	89-63	10155	(30) PAYNE, Pharrel	(10) PAYNE, Pharrel
12/06/2025	at Iowa	L	64-83	10956	(17) PAYNE, Pharrel	(14) PAYNE, Pharrel
12/13/2025	Michigan	L	83-101	16675	(31) COIT, David	(6) COIT, David
12/20/2025	at Virginia	L	72-80	12671	(15) COIT, David	(12) WASHINGTON, Solomon
12/28/2025	Old Dominion	W	73-58	13254	(18) ADAMS, Darius	(13) WASHINGTON, Solomon
01/02/2026	Oregon	L	54-64	11291	(17) WASHINGTON, Solomon	(12) WASHINGTON, Solomon
01/07/2026	Indiana	L	66-84	12181	(16) SAUNDERS, Elijah	(9) WASHINGTON, Solomon

Attendance Summary

	Games	Attend	Avg/Game
Home	8	100929	12616
Away	3	39213	13071
Neutral	4	13494	3374
Total	15	153636	10242

2025-26 STATISTICS



2025-26 Maryland Men's Basketball Team Game-by-Game All games

Page 1/1
as of Jan 08, 2026

				Total		3-Pointers		Free throws		Rebounds										
Opponent	Date	Score		FG-FGA	PCT	3FG-3FGA	PCT	FT-FTA	PCT	OFF	DEF	TOT	AVG	PF	A	TO	BLK	STL	PTS	AVG
vs Coppin St.	11/03/2025	83-61	W	25-55	.455	10-29	.345	23-25	.920	11	23	34	34.0	18	16	12	2	11	83	83.0
Georgetown	11/07/2025	60-70	L	13-52	.250	4-21	.190	30-37	.811	12	28	40	37.0	24	4	13	3	2	60	71.5
Alcorn	11/11/2025	84-64	W	28-56	.500	8-28	.286	20-27	.741	14	23	37	37.0	11	14	17	1	7	84	75.7
at Marquette	11/15/2025	89-82	W	29-55	.527	8-22	.364	23-27	.852	4	31	35	36.5	19	16	13	3	6	89	79.0
Mount St. Mary's	11/19/2025	95-90	Wot	23-57	.404	12-27	.444	37-47	.787	13	22	35	36.2	15	8	11	1	9	95	82.2
vs UNLV	11/24/2025	74-67	W	25-59	.424	9-31	.290	15-21	.714	16	30	46	37.8	18	15	20	3	5	74	80.8
vs Gonzaga	11/25/2025	61-100	L	20-55	.364	5-21	.238	16-23	.696	14	15	29	36.6	20	9	18	3	5	61	78.0
vs Alabama	11/26/2025	72-105	L	28-76	.368	9-27	.333	7-11	.636	13	17	30	35.8	15	12	9	2	6	72	77.3
Wagner	12/02/2025	89-63	W	26-64	.406	5-20	.250	32-45	.711	20	28	48	37.1	18	12	8	4	10	89	78.6
at Iowa	12/06/2025	64-83	L	17-47	.362	6-18	.333	24-38	.632	13	26	39	37.3	16	7	18	1	4	64	77.1
Michigan	12/13/2025	83-101	L	30-61	.492	14-27	.519	9-13	.692	11	18	29	36.5	17	9	12	3	3	83	77.6
at Virginia	12/20/2025	72-80	L	22-54	.407	12-29	.414	16-22	.727	17	24	41	36.9	18	12	19	4	2	72	77.2
Old Dominion	12/28/2025	73-58	W	24-60	.400	11-29	.379	14-17	.824	8	28	36	36.8	19	14	8	6	6	73	76.8
Oregon	01/02/2026	54-64	L	18-65	.277	7-35	.200	11-14	.786	16	21	37	36.9	17	7	10	4	6	54	75.2
Indiana	01/07/2026	66-84	L	25-61	.410	5-26	.192	11-17	.647	12	21	33	36.6	21	7	11	2	5	66	74.6
Total		1119		353-877	.403	125-390	.321	288-384	.750	194	355	549	36.6	266	162	199	42	87	1119	74.6
Opponents		1172		413-895	.461	136-368	.370	210-290	.724	164	385	549	36.6	310	247	202	66	106	1172	78.1

Maryland Averages

Games Played	Points/game	FG Pct	3FG Pct	FT Pct	Rebounds/game	Assists/game	Turnovers/game	Assist/Turnover ratio	Steals/game	Blocks/game
15	74.6	40.3	32.1	75.0	36.6	10.8	13.3	0.8	5.8	2.8



2025-26 Maryland Men's Basketball Opponents Game-by-Game All games

Page 1/1
as of Jan 08, 2026

				Total		3-Pointers		Free throws		Rebounds										
Opponent	Date	Score		FG-FGA	PCT	3FG-3FGA	PCT	FT-FTA	PCT	OFF	DEF	TOT	AVG	PF	A	TO	BLK	STL	PTS	AVG
vs Coppin St.	11/03/2025	83-61	W	21-49	.429	7-19	.368	12-16	.750	8	21	29	29.0	17	11	20	2	4	61	61.0
Georgetown	11/07/2025	60-70	L	21-53	.396	5-20	.250	23-31	.742	11	30	41	35.0	25	11	11	6	70	65.5	
Alcorn	11/11/2025	84-64	W	24-54	.444	9-23	.391	7-11	.636	8	17	25	31.7	20	13	21	4	10	64	65.0
at Marquette	11/15/2025	89-82	W	28-76	.368	11-40	.275	15-22	.682	20	24	44	34.8	21	16	11	1	7	82	69.3
Mount St. Mary's	11/19/2025	95-90	Wot	31-65	.477	17-36	.472	11-16	.688	12	25	37	35.2	29	18	19	4	3	90	73.4
vs UNLV	11/24/2025	74-67	W	22-60	.367	8-27	.296	15-22	.682	10	24	34	35.0	20	14	13	3	11	67	72.3
vs Gonzaga	11/25/2025	61-100	L	37-64	.578	14-33	.424	12-15	.800	13	26	39	35.6	21	30	12	3	12	100	76.3
vs Alabama	11/26/2025	72-105	L	38-66	.576	14-31	.452	15-18	.833	11	38	49	37.3	13	29	12	9	7	105	79.9
Wagner	12/02/2025	89-63	W	21-57	.368	6-23	.261	15-18	.833	9	28	37	37.2	30	10	18	2	2	63	78.0
at Iowa	12/06/2025	64-83	L	34-63	.540	9-18	.500	6-12	.500	8	24	32	36.7	27	19	10	4	12	83	78.5
Michigan	12/13/2025	83-101	L	35-58	.603	12-19	.632	19-22	.864	6	20	26	35.7	16	28	9	8	6	101	80.5
at Virginia	12/20/2025	72-80	L	30-66	.455	7-20	.350	13-21	.619	16	18	34	35.6	21	18	8	5	15	80	80.5
Old Dominion	12/28/2025	73-58	W	21-57	.368	4-18	.222	12-19	.632	11	30	41	36.0	18	5	13	3	4	58	78.8
Oregon	01/02/2026	54-64	L	23-47	.489	5-16	.313	13-21	.619	7	33	40	36.3	12	12	14	7	4	64	77.7
Indiana	01/07/2026	66-84	L	27-60	.450	8-25	.320	22-26	.846	14	27	41	36.6	20	13	11	0	3	84	78.1
Total		1172		413-895	.461	136-368	.370	210-290	.724	164	385	549	36.6	310	247	202	66	106	1172	78.1
Maryland		1119		353-877	.403	125-390	.321	288-384	.750	194	355	549	36.6	266	162	199	42	87	1119	74.6

Opponents Averages

Games Played	Points/game	FG Pct	3FG Pct	FT Pct	Rebounds/game	Assists/game	Turnovers/game	Assist/Turnover ratio	Steals/game	Blocks/game
15	78.1	46.1	37.0	72.4	36.6	16.5	13.5	1.2	7.1	4.4

2025-26 STATISTICS



2025-26 Maryland Men's Basketball Points-rebounds-assists All games

Page 1/1
as of Jan 08, 2026

Opponent	Date	Score		1 ADAMS,DARI	2 RICE,MYLES	7 MILLS,ANDR	8 COIT,DAVID	9 WASHINGTON	11 TURKSON JR	12 WATTS,ISAI	13 SAUNDERS,E	18 DEL PINO,G	21 PAYNE,PHAR	24 ALSTON,ALE
vs Coppin St.	11/03/2025	83-61	W	16-2-2	DNP	13-6-2	13-4-4	DNP	0-5-1	6-4-1	14-3-2	0-1-1	21-6-2	0-0-1
Georgetown	11/07/2025	60-70	L	3-6-1	19-7-1	6-2-0	10-1-0	DNP	0-1-0	0-2-0	5-7-0	0-0-0	17-11-2	DNP
Alcorn	11/11/2025	84-64	W	10-3-2	DNP	16-8-3	9-5-3	DNP	3-0-0	3-2-2	12-2-2	7-1-2	22-7-0	2-3-0
at Marquette	11/15/2025	89-82	W	16-7-3	DNP	11-4-4	19-3-5	DNP	DNP	18-2-2	8-11-0	0-0-0	13-1-2	0-1-0
Mount St. Mary's	11/19/2025	95-90	Wot	19-7-0	DNP	12-8-1	41-2-3	DNP	DNP	6-5-3	14-5-1	0-0-0	DNP	3-2-0
vs UNLV	11/24/2025	74-67	W	15-4-3	8-3-6	9-8-0	11-2-3	DNP	DNP	3-4-0	2-6-0	DNP	20-8-0	6-6-3
vs Gonzaga	11/25/2025	61-100	L	13-0-0	1-1-1	11-3-0	6-0-4	DNP	DNP	3-2-3	8-2-1	3-1-0	14-7-0	2-8-0
vs Alabama	11/26/2025	72-105	L	20-3-0	0-0-3	6-3-1	6-1-0	DNP	DNP	4-1-0	4-5-3	10-0-0	14-4-4	8-7-1
Wagner	12/02/2025	89-63	W	12-6-2	16-4-1	2-3-1	4-2-4	10-6-0	DNP	0-2-2	9-5-1	0-0-1	30-10-0	0-0-0
at Iowa	12/06/2025	64-83	L	8-1-1	0-0-0	11-3-1	13-2-0	8-9-0	DNP	2-1-2	5-3-0	0-3-1	17-14-2	DNP
Michigan	12/13/2025	83-101	L	7-5-2	15-2-1	4-2-1	31-6-3	3-2-0	8-4-0	DNP	8-2-0	DNP	7-4-2	0-0-0
at Virginia	12/20/2025	72-80	L	9-4-0	12-1-4	8-4-1	15-3-6	9-12-0	1-5-0	8-3-0	10-3-1	DNP	DNP	DNP
Old Dominion	12/28/2025	73-58	W	18-2-2	6-3-1	11-3-5	0-1-6	13-13-0	1-3-0	17-2-0	7-5-0	DNP	DNP	0-0-0
Oregon	01/02/2026	54-64	L	9-4-3	2-2-0	4-6-2	8-0-1	17-12-0	0-2-0	11-2-0	3-2-1	DNP	DNP	DNP
Indiana	01/07/2026	66-84	L	13-2-1	2-1-0	10-7-4	11-2-1	14-9-1	0-3-0	0-0-0	16-7-0	DNP	DNP	0-0-0

Opponent	Date	Score		45 METCALF,CO
vs Coppin St.	11/03/2025	83-61	W	0-0-0
Georgetown	11/07/2025	60-70	L	DNP
Alcorn	11/11/2025	84-64	W	0-0-0
at Marquette	11/15/2025	89-82	W	4-2-0
Mount St. Mary's	11/19/2025	95-90	Wot	0-4-0
vs UNLV	11/24/2025	74-67	W	0-0-0
vs Gonzaga	11/25/2025	61-100	L	0-2-0
vs Alabama	11/26/2025	72-105	L	0-0-0
Wagner	12/02/2025	89-63	W	6-6-0
at Iowa	12/06/2025	64-83	L	0-2-0
Michigan	12/13/2025	83-101	L	0-0-0
at Virginia	12/20/2025	72-80	L	0-2-0
Old Dominion	12/28/2025	73-58	W	0-1-0
Oregon	01/02/2026	54-64	L	0-0-0
Indiana	01/07/2026	66-84	L	DNP

2025-26 BOX SCORES



Official Basketball Box Score - Final
Coppin St. at Maryland
11/03/25 CFG Bank Arena, Baltimore, Md.
2025-26 Men's Basketball

Game Time: 6:30 P
Game Duration: 21



Official Basketball Box Score - Final
Georgetown at Maryland
11/07/25 XFINITY Center, College Park
2025-26 Men's Basketball

Game Time: 6:00 P
Game Duration: 21
Attendance: 16,59

Coppin St. - 61

Record: 0-1

Officials: Ed Corliss, John Floyd, Ray Dowd

NO. Name	Min	FG M-A	3P M-A	FT M-A	Rebounds OR DR TOT	Fouls PF FD	TP	AS	TO	ST	Blocks BS BA	+/-
6 Demariontay Hall	F 24:44	3-7	0-1	0-1	0 3 3	5 1	6	1	5	1	0 0	-12
24 Taj Thweatt	F 21:45	1-3	0-0	1-2	0 7 7	1 1	3	0	1	0	0 0	-26
33 Tyler Koenig	F 34:38	3-5	0-0	6-6	1 1 2	4 3	12	1	2	0	0 0	-18
10 Camaren Sparrow	G 18:10	1-2	1-1	0-0	2 1 3	2 2	3	3	2	0	0 0	-9
11 Torrin Andrews	G 19:24	4-7	1-2	0-0	0 1 1	2 0	9	1	3	1	0 0	-16
1 Hassan Perkins	21:06	2-4	0-1	0-1	1 0 1	1 3	4	2	2	0	0 0	-20
2 Favour Aire	09:15	0-1	0-1	0-0	1 0 1	2 2	0	0	2	1	0 0	-6
7 Khali Horton	19:31	5-11	4-7	5-6	1 1 2	0 5	19	0	0	0	1 0	0
23 Daveyon Lydner	10:28	0-4	0-2	0-0	0 1 1	0 0	0	3	1	1	0 2	-2
14 Jamari Piercy	07:21	1-2	1-2	0-0	1 1 2	0 0	3	0	1	0	0 0	1
4 Hussain Williams	07:57	0-2	0-2	0-0	0 0 0	0 1	0	0	1	0	0 0	-4
0 Basil Saunders	05:41	1-1	0-0	0-0	0 0 0	0 0	2	0	0	0	0 0	2
Team					1 5 6	0 0	0	0				
Totals		21-49	7-19	12-16	8 21 29	17 18	61	11	20	4	2 2	-22

Major Fouls: NONE

Shooting By Period
1st FG% 12-23 52.2%
3PT% 4-8 50.0%
FT% 4-6 66.7%
2nd FG% 9-26 34.6%
3PT% 3-11 27.3%
FT% 8-10 80%
GM FG% 21-49 42.9%
3PT% 7-19 36.8%
FT% 12-16 75.0%
Dead Ball Rebounds: 1 0

Georgetown - 70

Record: 2-0

Officials: Jeffrey Anderson, Michael Roberts, James Breed

NO. Name	Min	FG M-A	3P M-A	FT M-A	Rebounds OR DR TOT	Fouls PF FD	TP	AS	TO	ST	Blocks BS BA	+/-
4 Caleb Williams	F 29:56	5-8	1-2	3-4	2 8 10	3 3	14	0	0	0	2 0	13
7 Isaiah Abraham	F 18:15	2-5	0-2	0-0	0 1 1	3 0	4	0	0	2	0 0	21
11 Julius Halafionua	C 17:29	1-5	0-2	1-1	0 1 1	5 1	3	4	0	2	0 0	15
2 Malik Mack	G 30:57	5-14	3-9	6-6	3 5 8	0 2	19	1	3	2	1 0	14
5 KJ Lewis	G 32:43	5-12	1-2	5-8	1 8 9	2 5	16	3	4	1	0 2	10
0 Jayden Fort	05:42	0-0	0-0	0-0	1 1 2	0 2	0	0	1	0	2 0	-1
1 DeShawn Harris-Smith	16:56	1-1	0-0	1-2	1 0 1	2 1	3	0	1	0	0 0	-7
3 Vincent Iwuchukwu	19:42	2-3	0-0	5-7	1 1 2	2 6	9	1	0	0	3 1	-5
25 Jeremiah Williams	16:18	0-3	0-1	2-3	1 0 1	5 3	2	2	0	0	1 0	-3
45 Kayvaun Mulready	08:09	0-1	0-1	0-0	0 1 1	1 0	0	0	0	0	0 0	-3
13 Langston Love	03:53	0-1	0-1	0-0	0 1 1	2 0	0	0	0	1	0 0	-4
Team					1 3 4	0 0	0	2				
Totals		21-53	5-20	23-31	11 30 41	25 23	70	11	11	6	11 3	10

Major Fouls: Harris-Smith (TF) 2nd 9:13

Shooting By Period
1st FG% 10-25 40.0%
3PT% 0-8 0.0%
FT% 12-13 92.3%
2nd FG% 11-28 39.3%
3PT% 5-12 41.7%
FT% 11-18 61.1%
GM FG% 21-53 39.6%
3PT% 5-20 25.0%
FT% 23-31 74.2%
Dead Ball Rebounds: 1 0

Maryland - 83

Record: 1-0

NO. Name	Min	FG M-A	3P M-A	FT M-A	Rebounds OR DR TOT	Fouls PF FD	TP	AS	TO	ST	Blocks BS BA	+/-
13 Elijah Saunders	F 27:00	6-11	2-5	0-0	0 3 3	1 0	14	2	1	0	0 0	20
21 Pharrel Payne	F 21:45	6-8	0-0	9-9	4 2 6	3 6	21	2	2	1	0 1	19
1 Darius Adams	G 24:17	3-9	0-5	10-12	1 1 2	3 7	16	2	2	2	0 0	-26
7 Andre Mills	G 30:13	4-8	3-7	2-2	1 5 6	3 2	13	2	2	2	1 0	18
18 Guillermo Del Pino	G 12:59	0-0	0-0	0-0	0 1 1	0 0	0	1	2	1	0 0	-1
8 David Coit	27:52	4-9	3-6	2-2	1 3 4	1 1	13	4	1	2	0 0	15
12 Isaiah Watts	23:10	2-6	2-6	0-0	0 4 4	2 1	6	1	3	1	1 0	-1
11 George Turkson Jr.	14:25	0-2	0-0	0-0	2 3 5	4 0	0	1	0	0	0 1	9
24 Aleks Alston	06:15	0-1	0-0	0-0	0 0 0	0 0	0	1	0	1	0 0	-5
45 Collin Metcalf	05:53	0-1	0-0	0-0	0 0 0	1 0	0	0	0	0	0 0	-2
Team					2 1 3	0 0	0	0				
Totals		25-55	10-29	23-25	11 23 34	18 17	83	16	12	11	2 2	22

Major Fouls: NONE

Shooting By Period
1st FG% 16-30 53.3%
3PT% 8-17 47.1%
FT% 9-17 87.5%
2nd FG% 9-25 36.0%
3PT% 3-12 25.0%
FT% 16-17 94.1%
GM FG% 25-55 45.5%
3PT% 10-29 34.5%
FT% 23-25 92.0%
Dead Ball Rebounds: 0 0

Maryland - 60

Record: 1-1

NO. Name	Min	FG M-A	3P M-A	FT M-A	Rebounds OR DR TOT	Fouls PF FD	TP	AS	TO	ST	Blocks BS BA	+/-
13 Elijah Saunders	F 25:43	2-6	0-0	1-2	2 5 7	4 1	5	0	0	0	0 2	-8
21 Pharrel Payne	F 38:12	2-7	0-0	13-15	4 7 11	3 9	17	2	2	0	2 2	-8
7 Andre Mills	G 19:49	1-3	1-3	3-6	0 2 2	3 3	6	0	1	0	1 0	-12
18 Guillermo Del Pino	G 02:28	0-0	0-0	0-0	0 0 0	1 0	0	0	1	0	0 0	-3
5 Darius Adams	G 23:30	1-6	0-2	1-2	4 4 6	2 1	3	1	2	0	0 1	-15
8 David Coit	32:43	3-13	2-9	2-2	0 1 1	1 1	10	0	1	1	0 1	-3
2 Myles Rice	27:16	4-9	1-2	10-10	1 6 7	4 7	19	1	4	1	0 2	4
11 George Turkson Jr.	12:08	0-3	0-1	0-0	1 0 1	2 1	0	0	0	0	0 2	-5
12 Isaiah Watts	18:11	0-5	0-4	0-0	0 2 2	4 1	0	0	0	0	0 0	1
Team					2 1 3	0 0	0	2				
Totals		13-52	4-21	30-37	12 28 40	24 24	60	4	13	2	3 11	-10

Major Fouls: Rice (TF) 2nd 9:13

	GEO	UMD
Biggest lead	20 (2 nd 12:08)	0 (1 st 20:00)
Best Scoring Run	11 (1 st 17:13)	7 (2 nd 10:15)
Lead Changes	0	
Times Tied	0	
Time with Lead	39:32	00:00

Points from	GEO	UMD
Turnovers	13	12
Paint	30	16
Second Chance	12	15
Fast Breaks	14	4
Bench	14	29

Period by Period Scoring			
	1st	2nd	TOT
GEO	32	38	70
UMD	27	33	60



Official Basketball Box Score - Final
Alcorn at Maryland
11/11/25 XFINITY Center, College Park
2025-26 Men's Basketball

Game Time: 7:00 P
Game Duration: 20
Attendance: 10,46



Official Basketball Box Score - Final
Maryland at Marquette
11/15/25 Fiserv Forum, Milwaukee, WI
2025-26 Men's Basketball

Game Time: 1:00 P
Game Duration: 21
Attendance: 15,59

Alcorn - 64

Record: 0-4

Officials: John Floyd, Nate Harris, Chad Barlo

NO. Name	Min	FG M-A	3P M-A	FT M-A	Rebounds OR DR TOT	Fouls PF FD	TP	AS	TO	ST	Blocks BS BA	+/-
7 Nick Woodward	F 26:47	0-5	0-3	2-2	0 4 4	2 2	2	1	3	0	0 1	-21
8 Tyceen McDaniels	F 19:49	2-5	0-0	0-0	0 1 1	4 0	4	1	5	2	0 1	-28
3 Davian Williams	G 24:32	1-3	0-2	1-2	1 1 2	1 1	3	1	4	1	0 0	-26
22 Mike Jones	G 17:50	1-4	0-1	1-2	3 2 5	4 1	3	5	1	1	0 0	-1
30 Travis Roberts	G 25:19	5-10	4-8	0-0	0 1 1	2 1	14	1	0	1	1 0	-19
0 Shane Lancaster	24:17	4-8	2-3	0-0	0 2 2	0 0	10	1	2	1	0 0	-10
1 Jameel Morris	27:50	9-12	3-5	1-1	0 1 1	0 2	22	3	3	2	0 0	-2
6 William Henderson	10:28	1-4	0-1	0-0	0 0 0	3 1	2	0	2	0	1 0	11
4 Bryson Calamease	01:33	0-0	0-0	0-0	0 0 0	0 0	0	0	0	1	0 0	-2
12 Omari Hamilton	11:36	0-1	0-0	2-4	2 2 4	1 2	2	0	1	1	0 0	-2
2 Jeremy Ellis	09:59	1-2	0-0	0-0	0 0 0	3 0	2	0	0	0	1 0	0
Team					2 3 5	0 0	0	0				
Totals		24-54	9-23	7-11	8 17 25	20 10	64	13	21	10	4 1	-20

Major Fouls: Henderson (TF) 1st 0:19

Shooting By Period
1st FG% 11-28 39.3%
3PT% 2-14 14.3%
FT% 9-15 60%
2nd FG% 13-26 50.0%
3PT% 7-13 53.8%
FT% 4-6 66.7%
GM FG% 24-54 44.4%
3PT% 9-23 39.1%
FT% 7-11 63.6%
Dead Ball Rebounds: 3 0

Maryland - 89

Record: 3-1

NO. Name	Min	FG M-A	3P M-A	FT M-A	Rebounds OR DR TOT	Fouls PF FD	TP	AS	TO	ST	Blocks BS BA	+/-
13 Elijah Saunders	F 37:41	3-10	1-4	1-2	2 9 11	3 1	8	0	2	2	0 0	15
21 Pharrel Payne	F 17:17	6-6	0-0	1-1	0 1 1	3 5	13	2	3	1	0 0	10
1 Darius Adams	G 34:07	5-10	0-4	6-7	0 7 7	2 6	16	3	1	0	0 0	-7
7 Andre Mills	G 21:47	3-9	0-3	5-5	0 4 4	4 2	11	4	2	0	0 0	7
8 David Coit	G 37:11	6-13	4-7	3-4	0 3 3	1 2	19	5	4	1	0 1	9
12 Isaiah Watts	29:15	5-6	3-4	5-6	1 1 2	3 4	18	2	0	1	0 0	8
24 Aleks Alston	07:40	0-0	0-0	0-0	0 1 1	1 0	0	0	1	0	1 0	-11
18 Guillermo Del Pino Luque	03:20	0-0	0-0	0-0	0 0 0	0 0	0	0	0	1	0 0	3
45 Collin Metcalf	11:39	1-1	0-0	2-2	0 2 2	3 1	4	0	0	0	2 0	1
Team					1 3 4	0 0	0	0				
Totals		29-55	8-22	23-27	4 31 35	19 21	89	16	13	6	3 1	7

Major Fouls: NONE

Shooting By Period
1st FG% 13-22 59.1%
3PT% 5-10 50.0%
FT% 11-14 78.6%
2nd FG% 16-33 48.5%
3PT% 3-12 25.0%
FT% 12-13 92.3%
GM FG% 29-55 52.7%
3PT% 8-22 36.4%
FT% 23-27 85.2%
Dead Ball Rebounds: 2 0

Maryland - 84

Record: 2-1

NO. Name	Min	FG M-A	3P M-A	FT M-A	Rebounds OR DR TOT	Fouls PF FD	TP	AS	TO	ST	Blocks BS BA	+/-
13 Elijah Saunders	F 25:44	3-5	0-2	6-6	1 1 2	1 3	12	2	3	1	0 0	1
21 Pharrel Payne	F 30:05	8-10	0-0	6-8	3 4 7	2 5	22	0	4	0	0 2	22
1 Darius Adams	G 25:47	3-11	2-7	2-2	1 3 3	1 1 0	12	0	2	0	1 1	9
7 Andre Mills	D 27:12	6-10	3-6	1-2	3 5 8	0 1	16	3	3	2	0 1	20
8 David Coit	G 31:47	3-7	2-4	1-2	0 5 5	2 1 3	9	3	1	1	0 0	6
12 Isaiah Watts	21:14	1-5	0-4	1-1	1 1 2	2 1 3	3	2	2	0	0 0	17
11 George Turkson Jr.	08:20	0-1	0-4	0 0 0	0 0 3	0 3 0	3	0	1	0	0 0	-11
18 Guillermo Del Pino	13:14	3-4	1-2	0-2	0 1 1	0 2 7	2	0	0	1	0 1	11
45 Colek Alston	13:19	1-3	0-2	0-0	0 3 3	1 2 2	0	1	0	0	0 0	21
45 Clinton Metcalf	03:18	0-0	0-0	0-0	0 0 0	0 0 0	0	0	0	0	0 0	4
Team					4 2 6	0 0	0	2				
Totals		29-56	8-26	20-27	14 23 37	11 19 84	14	17	7	1	4	20

2025-26 BOX SCORES



Official Basketball Box Score - Final
Mount St. Mary's at Maryland
 11/19/25 XFINITY Center, College Park
 2025-26 Men's Basketball

Game Time: 7:00 P
 Game Duration: 2:1
 Attendance: 10,3



Official Basketball Box Score - Final
UNLV at Maryland
 11/24/25 MGM Grand Garden Arena, Las Vegas
 2025-26 Men's Basketball

Game Time: 9:00 P
 Game Duration: 2:1
 Attendance: 3,5

Mount St. Mary's - 90

Record: 1-4

NO. Name	Min	FG M-A	3P M-A	FT M-A	Rebounds OR DR TOT	Fouls PF FD	TP	AS	TO	ST	Blocks BS BA	+/
1 Anastasios Rozakeas	F 23:46	3-11	3-9	0-0	1 2 3	4 0	9	2	0	1	0	-4
11 Justin Amadi	F 34:15	4-8	0-0	2-4	8 1 9	4 4	10	0	7	0	0	-11
21 Luke McEldon	F 28:49	4-7	0-0	0-0	1 5 6	2 2	8	2	3	1	0	0
4 Mason So	G 20:29	2-6	2-5	3-3	0 2 2	5 2	9	2	1	0	0	13
45 Xavier Lipscomb	G 38:58	5-8	4-6	3-4	1 5 6	5 2	17	5	3	0	0	-14
2 Arlandus Keyes	30:53	7-13	7-11	1-2	0 1 1	3 1	22	2	1	0	1	0
5 Trey Deveaux	30:59	5-10	1-4	2-3	1 4 5	4 4	13	4	1	1	0	0
23 Yakhya Diop	06:13	1-1	0-0	0-0	0 1 1	1 0	2	0	1	0	0	5
10 Patrick Haigh	08:06	0-1	0-1	0-0	0 2 2	1 0	0	1	0	0	0	-2
7 Elijah Espinosa	02:31	0-0	0-0	0-0	0 0 0	0 0	0	0	0	0	1	0
Team					0 2 2	0	0	2				
Totals		31-65	17-36	11-16	12 25 37	29 15	90	18	19	3	4	1

Major Fouls: NONE

Shooting By Period	1st	2nd	3rd	4th	OT
1st FG%	12-27	44.4%			
3PT%	6-13	46.2%			
FT%	3-3	66.7%			
2nd FG%	16-29	55.2%			
3PT%	8-14	57.1%			
FT%	5-7	71.4%			
OT FG%	3-9	33.3%			
3PT%	3-9	33.3%			
FT%	4-6	66.7%			
GM FG%	31-65	47.7%			
3PT%	17-36	47.2%			
FT%	11-16	68.8%			

Dead Ball Rebounds: 4, 0

UNLV - 67

Record: 3-3

NO. Name	Min	FG M-A	3P M-A	FT M-A	Rebounds OR DR TOT	Fouls PF FD	TP	AS	TO	ST	Blocks BS BA	+/
2 Kimani Hamilton	F 30:47	4-10	0-3	3-5	1 2 3	5 2	11	0	2	2	0	1
6 Tyrin Jones	F 25:09	3-8	0-0	3-4	3 5 8	4 3	9	0	3	0	3	1
0 Dra Gibbs-Lawhorn	G 38:54	6-16	3-8	2-2	1 3 4	2 1	17	3	1	2	0	-7
3 Howie Fleming Jr.	G 37:48	1-5	1-3	3-6	3 6 9	2 4	6	5	2	5	0	-2
12 Issac Williamson	G 30:35	4-11	1-6	0-1	0 3 3	2 3	9	5	3	1	0	0
1 Ladi Demebele	14:05	0-1	0-1	0-0	1 3 4	3 2	0	1	2	1	0	0
22 Walter Brown	10:38	0-0	0-0	2-2	0 0 0	2 1	2	0	0	0	0	-13
7 Al Green	07:12	3-5	3-5	0-0	1 1 1	0 1	9	0	0	0	0	-6
24 Naas Cunningham	04:54	1-4	0-1	2-2	0 0 0	0 1	4	0	0	0	0	-2
Team					1 1 2	1	0	0				
Totals		22-60	8-27	15-22	10 24 34	21 18	67	14	13	11	3	3

Major Fouls: Coach (TF) 1 8:01

Shooting By Period	1st	2nd	3rd	4th	OT
1st FG%	9-30	30.0%			
3PT%	2-12	16.7%			
FT%	10-16	62.5%			
2nd FG%	13-30	43.3%			
3PT%	6-15	40.0%			
FT%	5-6	83.3%			
GM FG%	22-60	36.7%			
3PT%	8-27	29.6%			
FT%	15-22	68.2%			

Dead Ball Rebounds: 5, 0

Maryland - 95

Record: 4-1

NO. Name	Min	FG M-A	3P M-A	FT M-A	Rebounds OR DR TOT	Fouls PF FD	TP	AS	TO	ST	Blocks BS BA	+/
13 Elijah Saunders	F 43:57	4-12	2-6	4-5	2 3 5	2 4	14	1	2	1	0	0
45 Collin Metcalf	C 14:55	0-2	0-0	0-0	2 2 4	2 0	0	0	1	0	1	0
1 Darius Adams	G 38:37	4-14	0-3	17-21	3 4 7	2 10	19	0	3	1	0	10
7 Andre Mills	G 35:45	1-2	0-3	4-8	4 4 8	3 7	12	1	1	0	0	8
8 David Coit	G 39:26	11-17	8-10	11-11	0 2 2	2 6	41	3	1	1	0	10
24 Aleks Alston	09:45	1-2	1-2	0-0	0 2 2	2 0	3	0	0	1	0	-8
12 Isaiah Watts	37:01	1-2	1-3	1-2	0 5 5	1 2	6	3	2	3	0	3
18 Guillermo Del Pino	05:34	0-0	0-0	0-0	0 0 0	1 0	0	0	1	1	0	-5
Team					2 0 2	0	0	0				
Totals		23-57	12-27	37-47	13 22 35	15 29	95	8	11	9	1	4

Major Fouls: NONE

Shooting By Period	1st	2nd	3rd	4th	OT
1st FG%	10-28	35.7%			
3PT%	4-13	30.8%			
FT%	16-20	80%			
2nd FG%	10-26	38.5%			
3PT%	6-12	50.0%			
FT%	11-17	64.7%			
OT FG%	3-3	100.0%			
3PT%	2-2	100.0%			
FT%	10-10	100%			
GM FG%	23-57	40.4%			
3PT%	12-27	44.4%			
FT%	37-47	78.7%			

Dead Ball Rebounds: 6, 1

MSM	UMD
Biggest lead	6 (2 nd 7:46)
Best Scoring Run	10 (2 nd 12:04)
Lead Changes	13
Times Tied	10
Time with Lead	12:02

Points from Turnovers	MSM	UMD
Paint	11	21
Second Chance	12	13
Fast Breaks	8	8
Bench	37	9

Maryland - 74

Record: 5-1

NO. Name	Min	FG M-A	3P M-A	FT M-A	Rebounds OR DR TOT	Fouls PF FD	TP	AS	TO	ST	Blocks BS BA	+/
13 Elijah Saunders	F 27:21	1-5	0-0	0-0	2 4 6	5 0	2	0	2	1	0	2
21 Pharrel Payne	F 26:52	7-8	0-0	6-10	1 7 8	3 9	20	0	3	0	1	0
1 Darius Adams	G 31:39	4-13	2-9	5-7	3 1 4	4 0	15	3	0	1	0	3
7 Andre Mills	G 26:53	3-7	1-4	2-2	2 6 8	3 3	9	0	3	0	1	0
8 David Coit	G 27:37	3-11	3-10	2-2	0 2 2	1 2	11	3	5	1	0	7
12 Isaiah Watts	16:53	1-5	1-4	0-0	3 1 4	0 3	0	3	0	1	0	-6
2 Myles Rice	22:37	3-7	2-4	0-0	0 3 3	1 1	8	6	2	2	0	1
24 Aleks Alston	17:36	3-3	0-0	0-0	2 4 6	0 1	6	3	0	1	0	-1
45 Collin Metcalf	02:12	0-0	0-0	0-0	0 0 0	2 0	0	0	1	0	0	-7
Team					3 2 5	0	0	0				
Totals		25-59	9-31	15-21	16 30 46	18 20	74	15	20	5	3	7

Major Fouls: NONE

Shooting By Period	1st	2nd	3rd	4th	OT
1st FG%	11-31	35.5%			
3PT%	3-15	20.0%			
FT%	2-4	50%			
2nd FG%	14-28	50.0%			
3PT%	6-16	37.5%			
FT%	13-17	76.5%			
GM FG%	25-59	42.4%			
3PT%	9-31	29.0%			
FT%	15-21	71.4%			

Dead Ball Rebounds: 0, 0

UNV	MRD
Biggest lead	8 (1 st 3:23)
Best Scoring Run	9 (1 st 3:23)
Lead Changes	11
Times Tied	4
Time with Lead	21:28

Points from Turnovers	UNV	MRD
Paint	25	15
Second Chance	5	18
Fast Breaks	13	2
Bench	15	17



Official Basketball Box Score - Final
Maryland at Gonzaga
 11/25/25 MGM Grand Garden Arena, Las Vegas
 2025-26 Men's Basketball

Game Time: 6:30 P
 Game Duration: 2:0



Official Basketball Box Score - Final
Maryland at Alabama
 11/26/25 MGM Grand Garden Arena, Las Vegas
 2025-26 Men's Basketball

Game Time: 9:00 P
 Game Duration: 1:1
 Attendance: 3,9

Maryland - 61

Record: 5-2

NO. Name	Min	FG M-A	3P M-A	FT M-A	Rebounds OR DR TOT	Fouls PF FD	TP	AS	TO	ST	Blocks BS BA	+/
13 Elijah Saunders	F 26:52	3-5	0-2	2-3	0 2 2	3 2	8	1	1	0	1	-34
21 Pharrel Payne	F 19:46	5-10	0-0	4-6	5 2 7	3 7	14	0	4	2	0	-11
1 Darius Adams	G 25:40	3-8	2-4	5-7	0 0 0	2 3	13	0	3	1	0	-23
7 Andre Mills	G 21:03	4-8	1-1	2-2	1 2 3	3 2	11	0	1	0	0	-22
8 David Coit	G 25:59	2-7	0-4	2-2	0 0 0	1 2	6	4	2	1	0	-19
12 Isaiah Watts	21:26	1-6	1-5	0-0	0 2 2	1 1	3	3	2	0	1	-19
24 Aleks Alston	21:33	1-3	0-2	0-1	4 4 8	1 1	2	0	2	0	0	-21
2 Myles Rice	10:27	0-2	0-0	1-2	1 0 1	1 2	1	2	1	0	0	-15
45 Collin Metcalf	15:35	0-1	0-0	0-0	1 1 2	4 0	0	0	0	0	0	-15
18 Guillermo Del Pino	11:40	1-5	1-3	0-0	0 1 1	1 0	3	0	1	0	0	-16
Team					2 1 3	0	0	0				
Totals		20-55	5-21	16-23	14 15 29	20 20	61	9	18	5	3	-39

Major Fouls: NONE

Shooting By Period	1st	2nd	3rd	4th	OT
1st FG%	9-23	39.1%			
3PT%	2-6	33.3%			
FT%	12-17	70.6%			
2nd FG%	11-32	34.4%			
3PT%	3-15	20.0%			
FT%	4-6	66.7%			
GM FG%	20-55	36.4%			
3PT%	5-21	23.8%			
FT%	16-23	69.6%			

Dead Ball Rebounds: 2, 0

Maryland - 72

Record: 5-3

NO. Name		Min	FG M-A	3P M-A	FT M-A	Rebounds OR DR TOT	Fouls PF FD	TP	AS	TO	ST	Blocks BS BA	+/-
13 Elijah Saunders	F	24:10	2-7	0-1	0-0	4 1 5	2 0	4	3	1	0	0	-27
21 Pharrel Payne	F	26:21	5-13	0-0	4-5	1 3 4	1 5	14	4	1	0	2	3
1 Darius Adams	G	27:12	7-17	5-7	1-2	0 3 3	4 2	20	0	3	1	0	-18
7 Andre Mills	G	30:48	3-11	0-5	0-0	0 3 3	2 1	6	1	0	0	0	-20
8 David Coit	G	15:54	3-5	0-2	0-1	0 1 1	0 2	6	0	1	1	0	-35
2 Myles Rice		11:40	0-4	0-2	0-0	0 0 0	0 1	1	0	3	0	0	-11
12 Isaiah Watts		18:20	2-6	0-2	0-0	0 1 1	1 0	4	0	1	0	1	-16
24 Aleks Alston		25:00	3-9	2-6	0-1	3 4 7	1 1	8	1	1	1	0	-14
18 Guillermo Del Pino		20:11	3-4	2-2	2-2	0 0 0	2 1	10	0	1	2	0	-2
45 Collin Metcalf		00:24	0-0	0-0	0-0	0 0 0	1 0	0	0	0	0	0	0
Team						5 1 6	0	0	0	0	0	0	
Totals			28-76	9-27	7-11	13 17 30	15 13	72	12	9	6	2 9	-33

2025-26 BOX SCORES



Official Basketball Box Score - Final
Wagner at Maryland
12/02/25 XFINITY Center, College Park
2025-26 Men's Basketball

Game Time: 8:00 P
Game Duration: 2:11
Attendance: 10,111



Official Basketball Box Score - Final
Maryland at Iowa
12/06/25 Carver-Hawkeye Arena, Iowa City
2025-26 Men's Basketball

Game Time: 3:10 P
Game Duration: 2:09
Attendance: 10,938

Wagner - 63

Record: 1-6

NO. Name	Min	FG	3P	FT	Rebounds	Fouls	TP	AS	TO	ST	Blocks	+/-
		M-A	M-A	M-A	OR DR TOT	PF FD					BS BA	
10 Bryan Akanamu	F 06:38	0-1	0-1	0-0	1 1 2	4 2 0	1	0	0	0	0	-2
24 Sam Smith	F 22:47	3-9	2-5	2-2	2 4 6	4 2 10	0	1	0	1	0	-12
0 Nick Jones	G 31:09	4-11	1-1	7-9	1 1 2	4 6 16	1	3	2	1	1	-8
7 Eddie Placer	G 29:31	3-7	0-4	0-0	1 2 3	2 0 6	1	2	0	0	0	-26
9 Jaden Baker	G 28:47	4-14	3-10	2-2	0 7 7	0 2 13	2	5	0	0	2	-19
1 Zavier Filch	14:44	1-1	0-0	0-0	1 4 5	5 0 2	3	1	0	0	0	-8
4 John Awoke	21:36	1-2	0-0	0-0	0 2 2	1 1 2	0	1	0	0	0	-16
22 Binael Basil	19:27	4-6	0-1	0-0	1 4 5	4 0 8	0	2	0	0	1	-20
5 Michael Cooper	16:24	0-4	0-1	4-5	1 2 3	3 3 4	2	2	0	0	0	-10
3 Elijah Brown	06:54	1-2	0-0	0-0	0 0 0	2 0 2	0	1	0	0	0	-9
15 Makhal Anderson	02:03	0-0	0-0	0-0	0 0 0	1 0 0	0	0	0	0	0	0
Team					1 1 2	0 0	0	0				
Totals		21-57	6-23	15-18	9 28 37	30 16	63	10	18	2	4	-26

Maryland - 89

Record: 6-3

Major Fouls: Jones (TF) 2nd 3:14 Cooper (TF) 2nd 1:34

NO. Name	Min	FG	3P	FT	Rebounds	Fouls	TP	AS	TO	ST	Blocks	+/-
		M-A	M-A	M-A	OR DR TOT	PF FD					BS BA	
9 Solomon Washington	F 24:35	3-6	0-0	4-6	3 3 6	3 3 10	0	1	1	1	0	14
13 Elijah Saunders	F 23:21	3-7	3-6	0-0	1 4 5	4 1 9	1	1	0	0	0	21
21 Pharrel Payne	F 28:43	8-11	0-0	14-20	5 5 10	1 11 30	0	0	0	3	1	25
1 Darius Adams	G 25:41	3-12	2-4	4-6	3 3 6	2 4 12	2	1	1	0	1	13
2 Myles Rice	G 26:16	6-9	0-0	4-4	0 4 4	1 3 16	1	1	5	0	0	22
7 Andre Mills	18:52	0-9	0-5	2-2	2 1 3	1 1 2	1	2	1	0	0	13
45 Collin Metcalf	06:34	2-2	0-0	2-5	4 2 6	1 4 6	0	0	0	0	0	-1
8 David Colt	22:47	1-3	0-1	2-2	0 2 2	2 1 4	4	0	1	0	0	14
12 Isaiah Watts	12:41	0-2	0-1	0-0	0 2 2	1 0 0	2	0	1	0	0	10
24 Aleks Alston	04:21	0-0	0-0	0-0	0 0 0	1 0 0	0	1	0	0	0	0
18 Guillermo Del Pino	06:09	0-3	0-3	0-0	0 0 0	1 0 0	0	1	1	0	0	-1
Team					2 2 4	0 0	0	0				
Totals		26-64	5-20	32-45	20 28 48	18 28	89	12	8	10	4	26

Major Fouls: Washington (TF) 2nd 5:34 Adams (TF) 2nd 3:14 Alston (TF) 2nd 1:34

	WAG	UMD
Biggest lead	2 (1 st 3:45)	28 (2 nd 2:26)
Best Scoring Run	5 (1 st 5:10)	8 (1 st 13:39)
Lead Changes	6	
Times Tied	3	
Time with Lead	03:39	35:13

Points from	WAG	UMD
Turnovers	8	21
Paint	22	40
Second Chance	6	18
Fast Breaks	9	10
Bench	18	12

Period by Period Scoring			
	1st	2nd	TOT
WAG	26	37	63
UMD	33	56	89

Shooting By Period
1 st FG% 10-33 30.3%
3PT% 3-11 27.3%
FT% 10-17 58.8%
2 nd FG% 16-31 51.6%
3PT% 2-9 22.2%
FT% 22-28 78.6%
GM FG% 26-64 40.6%
FT% 5-20 25.0%
FT% 32-45 71.1%
Dead Ball Rebounds: 3, 0

Maryland - 64

Record: 6-4 (0-1)

NO. Name	Min	FG	3P	FT	Rebounds	Fouls	TP	AS	TO	ST	Blocks	+/-
		M-A	M-A	M-A	OR DR TOT	PF FD					BS BA	
9 Solomon Washington	F 32:43	2-7	1-3	3-4	4 5 9	3 4 8	0	2	1	1	0	-14
13 Elijah Saunders	F 31:43	2-2	1-1	0-0	1 2 3	3 0 5	0	2	0	0	0	-15
21 Pharrel Payne	F 38:09	4-9	0-0	9-18	7 7 14	3 13	17	2	5	0	0	-18
1 Darius Adams	G 16:41	1-6	0-5	6-10	0 1 1	2 5 8	1	0	0	0	0	-4
2 Myles Rice	G 09:31	0-3	0-1	0-0	0 0 0	0 1 0	0	0	3	0	0	-14
7 Andre Mills	20:49	3-6	1-4	4-4	0 3 3	1 2 11	1	2	0	0	1	-19
8 David Colt	25:28	4-10	3-6	2-2	0 2 2	2 1 13	0	3	1	0	1	-14
12 Isaiah Watts	11:41	1-1	0-0	0-0	0 1 1	2 1 2	2	2	1	0	0	3
18 Guillermo Del Pino	11:24	0-3	0-0	0-0	1 2 3	0 0 0	1	0	1	0	0	1
45 Collin Metcalf	01:51	0-0	0-0	0-0	2 2 2	0 0 0	0	0	0	0	0	-1
Team					0 1 1	0 0	0	0				
Totals		17-47	6-20	24-38	13 26 39	16 27	64	7	18	4	1	-19

Major Fouls: NONE

Iowa - 83

Record: 8-1 (1-1)

NO. Name	Min	FG	3P	FT	Rebounds	Fouls	TP	AS	TO	ST	Blocks	+/-
		M-A	M-A	M-A	OR DR TOT	PF FD					BS BA	
3 Cam Manyawu	F 22:45	5-7	0-0	2-3	2 5 7	4 4 12	3	3	2	1	0	17
8 Cooper Koch	F 34:57	4-6	3-4	0-1	0 3 3	3 2 11	1	1	1	1	0	28
6 Tavion Banks	G 23:51	4-9	0-1	1-2	3 4 7	3 2 9	3	1	1	1	0	25
11 Kael Combs	G 17:11	2-4	0-2	1-2	0 3 3	1 2 5	1	0	1	0	0	-5
14 Bennett Stirtz	G 38:07	10-17	4-8	1-1	0 1 1	2 3 25	2	0	2	0	1	23
7 Alvaro Folgueiras	09:17	1-1	1-1	0-0	1 1 2	5 0 3	2	1	1	0	0	10
23 Isala Howard	20:53	1-2	0-0	0-0	1 2 3	4 0 2	0	1	1	3	0	10
24 Tate Sage	20:03	5-9	1-2	1-2	1 3 4	4 0 2	12	3	1	1	0	-6
27 Trevin Jirak	06:39	1-3	0-1	0-1	0 0 0	1 1 2	1	1	1	0	0	-15
44 Joey Matteoni	06:17	1-5	0-0	0-0	0 0 0	1 0 2	2	1	0	0	0	-2
Team					0 2 2	0 0	0	0				
Totals		34-63	9-22	6-12	8 24 32	27 16	83	19	10	12	4	19

Major Fouls: NONE

	MARY	IOWA	Points from		MARY	IOWA	Period by Period Scoring			
Biggest lead	2 (1 st 19:49)	26 (2 nd 9:39)	Turnovers	4	21		1st	2nd	TOT	
Best Scoring Run	8 (2 nd 7:42)	12 (1 st 12:29)	Paint	20	44	MARY	30	34	64	
Lead Changes	1		Second Chance	13	10		IOWA	44	39	83
Times Tied	1		Fast Breaks	6	15					
Time with Lead	00:54	37:35	Bench	26	21					



Official Basketball Box Score - Final
Michigan at Maryland
12/13/25 XFINITY Center, College Park
2025-26 Men's Basketball

Game Time: 8:00 P
Game Duration: 2:11
Attendance: 16,677



Official Basketball Box Score - Final
Maryland at Virginia
12/20/25 John Paul Jones Arena, Charlottesville
No. 23 Virginia vs Maryland Men's Basketball

Game Time: 6:00 P
Game Duration: 2:16
Attendance: 12,635

Michigan - 101

Record: 10-0 (2-0)

NO. Name	Min	FG	3P	FT	Rebounds	Fouls	TP	AS	TO	ST	Blocks	+/-
		M-A	M-A	M-A	OR DR TOT	PF FD					BS BA	
21 Morez Johnson Jr.	F 17:31	4-8	0-1	0-0	2 4 6	4 1 8	1	2	0	0	0	3
23 Yaxel Lendeberg	F 36:54	8-11	4-5	9-9	1 7 8	1 4 29	9	1	2	3	1	16
15 Aday Mara	C 25:29	8-10	0-0	2-3	1 2 3	3 2 18	4	2	0	2	1	15
3 Elliot Cadeau	G 33:54	5-9	2-3	0-0	0 1 1	3 3 12	10	3	1	0	1	15
4 Nimari Burnett	G 23:37	2-4	2-2	3-4	0 0 0	1 1 1	9	1	0	1	0	1
11 Roddy Gayle Jr.	22:07	3-6	1-2	2-2	0 3 3	1 1 9	2	0	1	0	0	19
2 L.J. Cason	17:43	4-5	3-4	1-2	0 2 2	0 2 12	1	0	1	0	0	9
1 Trey McKenney	14:06	0-3	0-2	0-0	1 0 1	1 0 0	0	0	0	0	0	9
42 Will Tschetter	08:39	1-2	0-0	2-2	0 1 0	1 2 4	0	1	0	0	0	3
Team					1 0 1	0 0	0	0				
Totals		35-58	12-19	19-22	6 20 26	16 15	101	28	9	6	8	18

Major Fouls: NONE

Maryland - 83

Record: 6-5 (0-2)

NO. Name	Min	FG	3P	FT	Rebounds	Fouls	TP	AS	TO	ST	Blocks	+/-
		M-A	M-A	M-A	OR DR TOT	PF FD					BS BA	
9 Solomon Washington	F 10:24	1-3	1-2	0-0	0 2 2	3 1 3	0	0	0	0	0	0
21 Pharrel Payne	F 15:17	2-3	0-0	3-4	2 2 4	4 0 2	7	2	3	0	3	0
7 Andre Mills	G 23:01	2-6	0-3	0-0	0 2 0	2 4 0	4	1	1	1	0	-3
8 David Colt	G 38:11	10-20	8-12	3-3	1 5 6	1 3 31	3	1	1	0	1	-12
11 George Turkson Jr.	G 31:47	4-6	0-0	1-1	1 3 4	3 2 8	0	1	0	0	2	23
13 Elijah Saunders	29:42	3-5	2-2	0-0	2 0 2	1 0 8	0	3	0	0	1	-9
1 Darius Adams	27:11	3-10	0-4	1-3	1 4 5	1 3 7	2	0	0	0	0	-19
2 Myles Rice	20:24	5-8	3-4	2-2	0 2 2	3 5 15	1	3	1	0	1	-15
24 Aleks Alston	03:17	0-0	0-0	0-0	0 0 0	1 0 0	0	0	0	0	0	-8
45 Collin Metcalf	00:46	0-0	0-0	0-0	0 0 0	0 0 0	0	0	0	0	0	-2
Team					2 0 2	0 0	0	0				
Totals		30-61	14-27	9-13	11 18 29	17 16	83	9	12	3	8	-18

Major Fouls: Washington (TF) 1st 12:10 Washington (TF) 2nd 18:45 Turkson Jr. (F) 1st 2nd 16:03

UM		UMD	Period by Period Scoring		
Biggest lead	20 (2 nd 0:19)	9 (2 nd 18:48)	1st	2nd	TOT
Best Scoring Run	9 (2 nd 6:32)	10 (1 st 5:57)	UM	45	56
Lead Changes	12				
Times Tied	3		UMD	50	33
Time with Lead	23:39	14:04			83
Points from	UM	UMD			
Turnovers	16	8			
Paint	44	26			
Second Chance	7	18			
Fast Breaks	24	5			
Bench	25	30			

Maryland - 72

Record: 6-6

NO. Name	Min	FG	3P	FT	Rebounds	Fouls	TP	AS	TO	ST	Blocks	+/-
		M-A	M-A	M-A	OR DR TOT	PF FD					BS BA	
9 Solomon Washington	F 35:30	2-8	0-2	5-9	8 4 12	3 6 9	0	2	0	0	2	-3
13 Elijah Saunders	F 24:00	4-5	2-3	0-0	1 2 3	2 0 10	1	1	0	1	0	-8
18 Myles Cole	F 24:02	3-10	2-4	4-4	0 1 1	3 5 12	4	3	0	0	0	-8
2 David Coit	G 26:27	4-9	3-4	4-4	0 3 3	3 4 15	6	3	0	0	1	-3
11 George Turkson Jr.	G 26:21	0-1	0-1	1-2	2 3 5	2 1 1	0	1	0	2	0	-9
1 Darius Adams	22:08	3-10	1-4	2-2	1 3 4	1 3 9	0	4	BS	1	2	-11
7 Andre Mills	22:55	3-6	2-4	1-1	3 4 3	1 1 8	1	2	0	1	0	-2
45 Collin Metcalf	05:49	0-0	0-0	0-0	2 0 2	0 0 0	0	0	0	0	0	0
12 Isaiah Watts	12:48	3-5	2-4	0-0	0 3 3	1 1 8	0	0	1	0	0	-6
Team					2 2 4	0	0	3				
Totals		22-54	12-29	16-22	17 24 41	18 21	72	19	2	4	5	-8

2025-26 BOX SCORES



Official Basketball Box Score - Final
Old Dominion at Maryland
12/28/25 XFINITY Center, College Park
2025-26 Men's Basketball

Game Time: 6:00 P
Game Duration: 2:1
Attendance: 13,2



Official Basketball Box Score - Final
Oregon at Maryland
01/02/26 XFINITY Center, College Park
2025-26 Men's Basketball

Game Time: 7:30 P
Game Duration: 2:1
Attendance: 11,2

Old Dominion - 58

Record: 4-10

Officials: Brian Dorsey, Steve McJunkins, Michael Ivvi

NO. Name	Min	FG M-A	3P M-A	FT M-A	Rebounds OR DR TOT	Fouls PF FD	TP	AS	TO	ST	Blocks BS BA	+/-
13 Jared Turner	F 28:40	1-6	0-4	0-0	1 4 5	2 2	2	0	0	0	0 0	0
35 Caelum Swanton-Rodger	F 15:18	0-0	0-0	0-2	0 0 0	4 1	0	0	3	0	2 0	-19
0 Ketron Shaw	G 30:38	7-17	1-1	4-7	1 3 4	1 7	19	1	3	0	2 2	-1
4 Robert Davis Jr.	G 25:09	2-9	1-7	0-0	0 5 5	0 1	5	1	0	1	0 2	-12
23 Jordan Battle	G 18:36	0-3	0-2	1-2	0 4 4	4 3	1	1	2	0	0 0	-16
2 Zach Wiggins	29:25	4-11	0-1	6-6	3 1 4	2 3	14	1	2	0	0 2	-7
7 Drew McKenna	13:03	3-7	0-1	0-0	0 1 1	2 0	6	1	0	1	1 0	-11
3 Scottie Hubbard	22:55	2-2	2-2	1-2	2 4 6	2 1	7	0	1	2	0 0	0
8 Donovan Raymond	13:31	2-2	0-0	0-0	3 4 7	1 1	4	0	1	0	0 0	-4
11 Rieco Hellams	02:45	0-0	0-0	0-0	0 0 0	0 0	0	0	0	0	0 0	-5
Team					1 4 5	0	0	1				
Totals		21-57	4-18	12-19	11 30 41	18 19	58	5	13	4	3 6	-15

Major Fouls: NONE

Maryland - 73

Record: 7-6

NO. Name	Min	FG M-A	3P M-A	FT M-A	Rebounds OR DR TOT	Fouls PF FD	TP	AS	TO	ST	Blocks BS BA	+/-
9 Solomon Washington	F 32:31	4-8	0-1	5-6	3 10 13	3 5	13	0	2	1	1 1	22
13 Elijah Saunders	F 26:48	2-6	1-3	2-2	1 4 5	2 1	7	0	0	1	0 2	24
1 Darius Adams	G 29:26	6-16	3-6	3-4	0 2 2	2 4	18	2	1	1	1 0	5
7 Andre Mills	G 26:16	4-10	3-5	0-0	0 3 3	3 1	11	5	1	3	1 0	20
12 Isaiah Watts	G 28:10	6-10	4-8	1-1	0 2 2	2 1	17	0	1	0	2 0	19
8 David Coit	20:06	0-2	0-2	0-0	0 1 1	3 0	0	6	2	0	0 0	9
11 George Turkson Jr.	14:22	0-0	0-0	1-2	1 2 3	1 2	1	0	0	0	0 0	-14
2 Myles Rice	15:25	2-6	0-3	2-2	0 3 3	2 3	6	1	0	0	0 0	-8
24 Aleks Alston	04:13	0-2	0-1	0-0	0 0 0	0 0	0	0	0	0	1 0	-3
45 Collin Metcalf	02:43	0-0	0-0	0-0	1 0 1	1 1	0	0	0	0	0 0	1
Team					2 1 3	0	0	1				
Totals		24-60	11-29	14-17	8 28 36	19 18	73	14	8	6	3 15	

Major Fouls: NONE

	ODU	UMD
Biggest lead	0 (1 st 20:00)	29 (1 st 0:33)
Best Scoring Run	11 (2 nd 1:33)	17 (1 st 14:23)
Lead Changes	0	
Times Tied	0	
Time with Lead	00:00	38:51

Points from	ODU	UMD
Turnovers	6	12
Paint	26	20
Second Chance	9	9
Fast Breaks	5	6
Bench	31	7

Period by Period Scoring	1st	2nd	TOT
ODU	18	40	58
UMD	45	28	73

Oregon - 64

Record: 8-6 (1-2)

Officials: Paul Szelc, Jeffrey Anderson, Owen Sho

NO. Name	Min	FG M-A	3P M-A	FT M-A	Rebounds OR DR TOT	Fouls PF FD	TP	AS	TO	ST	Blocks BS BA	+/-
4 Dezdrick Lindsay	F 18:15	1-2	0-0	0-2	0 4 4	3 1	2	1	0	0	0 0	4
10 Kwame Evans Jr.	F 32:31	5-10	0-1	2-4	4 4 8	1 3	12	1	2	1	1 1	11
32 Nate Bittle	C 34:18	6-10	1-3	3-4	1 6 7	2 4	16	3	5	0	5 0	10
5 Takai Simpkins	G 31:16	5-10	1-4	5-6	0 7 7	0 3	16	4	2	1	0 0	7
23 Wei Lin	G 22:01	2-5	1-2	3-3	0 2 2	3 3	8	1	1	0	0 1	2
12 Drew Carter	17:59	0-2	0-2	0-0	0 1 1	0 1	0	0	1	1	0 1	8
13 Sean Stewart	13:44	2-4	0-0	0-2	1 5 6	0 1	4	1	1	0	0 1	3
22 Devon Pryor	13:11	0-0	0-0	0-0	0 0 0	2 1	0	1	0	0	1 0	2
24 Jamari Phillips	13:15	2-4	2-4	0-0	0 0 0	1 0	6	0	1	1	0 0	4
16 Ege Demir	03:30	0-0	0-0	0-0	0 0 0	0 0	0	0	0	0	0 0	-1
Team					1 4 5	0	0	1				
Totals		23-47	5-16	13-21	7 33 40	12 17	64	12	14	4	7 10	

Major Fouls: NONE

Maryland - 54

Record: 7-7 (0-3)

NO. Name	Min	FG M-A	3P M-A	FT M-A	Rebounds OR DR TOT	Fouls PF FD	TP	AS	TO	ST	Blocks BS BA	+/-
9 Solomon Washington	F 37:31	6-14	1-4	4-5	5 7 12	4 3	17	0	0	1	2 2	-6
13 Elijah Saunders	F 31:49	1-5	1-4	0-0	1 1 2	3 1	3	1	0	1	0 1	-5
1 Darius Adams	G 31:49	3-15	1-7	2-4	2 2 4	0 5	9	3	3	0	0 1	-4
7 Andre Mills	G 26:18	1-10	0-4	2-2	2 4 6	1 1	4	2	1	0	1 3	-9
12 Isaiah Watts	G 22:47	4-8	3-7	0-0	0 2 2	4 1	11	0	1	2	1 0	-8
11 George Turkson Jr.	10:18	0-1	0-1	0-0	1 1 2	2 0	0	0	0	0	0 0	-1
8 David Coit	21:09	2-9	1-7	3-3	0 0 0	0 1	8	1	3	0	0 0	-6
2 Myles Rice	13:19	1-3	0-1	0-0	0 2 2	3 0	2	0	1	2	0 0	-7
45 Collin Metcalf	04:59	0-0	0-0	0-0	0 0 0	0 0	0	0	0	0	0 0	-4
Team					5 2 7	0	0	1				
Totals		18-65	7-35	11-14	16 21 37	17 12	54	7	10	6	4 7	-10

Major Fouls: NONE

	ORE	UMD
Biggest lead	13 (2 nd 0:37)	2 (1 st 15:41)
Best Scoring Run	9 (1 st 12:37)	8 (1 st 15:41)
Lead Changes	2	
Times Tied	2	
Time with Lead	36:43	00:56

Points from	ORE	UMD
Turnovers	7	5
Paint	32	12
Second Chance	7	12
Fast Breaks	4	6
Bench	10	10

Period by Period Scoring	1st	2nd	TOT
ORE	34	30	64
UMD	27	27	54



Official Basketball Box Score - Final
Indiana at Maryland
01/07/26 XFINITY Center, College Park
2025-26 Men's Basketball

Game Time: 6:30 P
Game Duration: 2:0
Attendance: 12,18

Officials: Keith Kinble, Verne Harris, Tim Com

Indiana - 84

Record: 12-3 (3-1)

NO. Name	Min	FG M-A	3P M-A	FT M-A	Rebounds OR DR TOT	Fouls PF FD	TP	AS	TO	ST	Blocks BS BA	+/-
4 Sam Alexis	F 11:58	0-4	0-0	2-2	1 2 3	2 1	2	1	1	0	0 0	-5
12 Tucker DeVries	F 22:27	2-7	1-6	0-0	1 1 2	4 0	5	2	2	2	0 0	15
3 Lamar Wilkerson	G 38:32	9-17	3-7	3-3	1 5 6	1 3	24	1	0	1	0 0	21
5 Conor Enright	G 36:53	5-7	2-4	4-4	1 3 4	2 6	16	3	2	0	0 0	16
6 Tayton Conerway	G 33:01	6-12	2-6	5-6	1 7 8	2 4	19	4	2	0	0 0	17
1 Reed Bailey	27:44	4-9	0-0	7-9	2 4 6	3 6	15	2	0	0	0 2	23
7 Nick Dorn	12:13	0-1	0-1	0-0	2 1 3	4 0	0	0	2	0	0 0	-2
11 Trent Sisley	17:12	1-3	0-1	1-2	3 1 4	2 1	3	0	1	0	0 0	5
Team					2 3 5	0	0	1				
Totals		27-60	8-25	22-26	14 27 41	20 21	84	13	11	3	0 2	18

Major Fouls: NONE

Maryland - 66

Record: 7-8 (0-4)

NO. Name	Min	FG M-A	3P M-A	FT M-A	Rebounds OR DR TOT	Fouls PF FD	TP	AS	TO	ST	Blocks BS BA	+/-
9 Solomon Washington	F 37:39	5-12	0-1	4-4	2 7 9	3 6	14	1	2	3	1 0	-12
13 Elijah Saunders	F 31:31	5-8	2-5	4-4	3 4 7	2 3	16	0	0	1	1 0	-18
1 Darius Adams	G 18:31	5-10	1-3	2-2	0 2 2	5 1	13	1	3	0	0 0	1
7 Andre Mills	G 32:15	4-8	1-3	1-3	3 4 7	4 5	10	4	2	0	0 0	-18
12 Isaiah Watts	G 22:09	0-7	0-2	0-0	0 0 0	2 1	0	0	1	0	0 0	-2
8 David Coit	26:34	5-12	1-6	0-0	0 2 2	1 0	11	1	2	0	0 0	-17
11 George Turkson Jr.	11:45	0-1	0-0	0-2	3 0 3	3 4	0	0	1	0	0 0	-7
2 Myles Rice	14:56	1-3	0-1	0-0	0 1 1	1 0	2	0	0	1	0 0	-22
24 Aleks Alston	04:40	0-0	0-0	0-0	0 0 0	0 0	0	0	0	0	0 0	5
Team					1 1 2	0	0	0				
Totals		25-61	5-26	11-17	12 21 33	21 20	66	7	11	5	2 0	-18

Major Fouls: NONE

	IND	UMD
Biggest lead	18 (2 nd 7:46)	5 (1 st 15:54)
Best Scoring Run	12 (1 st 6:48)	7 (2 nd 18:22)
Lead Changes	3	
Times Tied	1	
Time with Lead	29:33	10:08

Points from	IND	UMD
Turnovers	15	9
Paint	36	32
Second Chance	13	15
Fast Breaks	6	4
Bench	18	13

Period by Period Scoring	1st	2nd	TOT
IND	36	48	84
UMD	31	35	66

ASSOCIATED PRESS POLL (JAN. 5)

RK	School	Record	Votes	Prev
1	Arizona (32)	14-0	1494	1
2	Michigan* (29)	13-0	1493	2
3	Iowa State	14-0	1390	3
4	Connecticut	14-1	1343	4
5	Purdue*	13-1	1254	5
6	Duke	13-1	1206	6
7	Houston	13-1	1113	8
8	Gonzaga	16-1	1101	7
9	BYU	13-1	1039	10
10	Nebraska*	14-0	998	13
11	Vanderbilt	14-0	936	11
12	Michigan State*	12-2	834	9
13	Alabama	11-3	782	14
14	Texas Tech	11-3	676	15
15	Arkansas	11-3	659	18
16	Illinois*	11-3	602	20
17	North Carolina	13-2	557	12
18	Georgia	13-1	378	23
19	Iowa*	12-2	340	25
20	Louisville	11-3	336	16
21	Tennessee	10-4	277	19
22	Kansas	10-4	208	17
23	Virginia	12-2	183	21
24	SMU	12-2	142	NR
25	UCF	12-1	132	41

USA TODAY COACHES POLL (JAN. 5)

RK	School	Record	Votes	Prev
1	Michigan* (24)	13-0	768	1
2	Arizona (7)	14-0	749	2
3	Iowa State	14-0	703	3
4	Connecticut	14-1	666	4
5	Purdue*	13-1	624	6
6	Duke	13-1	616	5
7	Houston	13-1	584	8
8	Gonzaga	16-1	565	7
9	BYU	13-1	527	10
10	Vanderbilt	14-0	488	11
11	Nebraska*	14-0	473	13
12	Alabama	11-3	403	15
13	Michigan State*	12-2	400	9
14	Texas Tech	11-3	345	16
15	Arkansas	11-3	334	18
16	Illinois*	11-3	294	19
17	North Carolina	13-2	250	12
18	Louisville	11-3	232	13
19	Iowa*	12-2	211	23
20	Georgia	13-1	164	24
21	Kansas	10-4	131	17
22	Tennessee	10-4	123	20
23	Virginia	12-2	120	21
24	Villanova	12-2	70	39
25	SMU	12-2	42	NR

*-Big Ten opponent • Bold are Terps' 2025-26 opponents

TERPS VS. AP TOP 5 (SINCE 2010-11)

Date	Opponent	H/A/N	Score
12/15/25	#2 Michigan	H	L, 83-101
3/27/25	#3 Florida	N	L, 71-87
1/2/24	#1 Purdue	H	L, 53-67
3/18/23	#1 Alabama	N	L, 51-73
2/16/23	#3 Purdue	H	W, 68-54
1/22/23	#3 Purdue	@	L, 55-58
2/13/22	#3 Purdue	@	L, 61-62
3/22/21	#5 Alabama	N	L, 77-96
3/12/21	#4 Michigan	N	L, 66-79
2/8/21	#4 Ohio State	H	L, 65-73
1/7/21	#5 Iowa	H	L, 67-89
11/28/18	#4 Virginia	H	L, 71-76
1/31/18	#3 Purdue	@	L, 67-75
1/4/18	#1 Michigan St.	@	L, 61-91
3/24/16	#1 Kansas	N	L, 63-79
3/12/16	#2 Michigan St.	N	L, 61-64
1/28/16	#3 Iowa	H	W, 74-68
2/24/15	#5 Wisconsin	H	W, 79-53
3/9/14	#5 Virginia	H	W, 75-69 (ot)
2/24/14	#4 Syracuse	H	L, 55-57
12/4/13	#5 Ohio State	@	L, 60-76
3/15/13	#2 Duke	N	W, 83-74
2/16/13	#2 Duke	H	W, 83-81
1/26/13	#1 Duke	@	L, 64-84
11/9/12	#3 Kentucky	N	L, 69-72
3/9/12	#4 UNC	N	L, 69-85
2/4/12	#5 UNC	H	L, 74-83
3/11/11	#5 Duke	N	L, 71-87
2/2/11	#5 Duke	H	L, 62-80
1/9/11	#1 Duke	@	L, 64-71
11/18/10	#5 Pitt	N	L, 70-79

TERPS SUCCESS AT HOME VS. NO. 1 RANKED TEAMS

Maryland holds the best overall record nationally against AP No. 1 ranked teams in home games dating back to 1994-95 despite this year's loss to No. 1 Purdue on Jan. 2, 2024.

All Div. I, Highest Win Pct at Home vs. AP No. 1 Team - Since 1994-95

(Minimum 5 Games)

Team	Record	Win Pct
Maryland	4-2	.667
North Carolina State	3-2	.600
Indiana	4-3	.571
Ohio State	4-3	.571
Florida State	3-3	.500

Maryland won four straight home games against AP No. 1 ranked teams - two against North Carolina and two against Duke. The 2023-24 Purdue game marked the first time in 20 years to have a No. 1 ranked team visit XFINTY.

Home Games vs. AP No. 1 Ranked Teams

Year	Opponent	Score
1994-95	North Carolina	W, 86-73
1997-98	North Carolina	W, 89-83 (OT)
2001-02	Duke	W, 87-73
2002-03	Duke	W, 87-72
2003-04	Duke	L, 60-68
2023-24	Purdue	L, 53-67

AP TOP 25 POLL TRACKING (2025-26)

















Opponent	Pre	11/10	11/17	11/24	12/1	12/8	12/15	12/22	12/29	1/5	1/12	1/19	1/26	2/2	2/9	2/16	2/23	3/2	3/9	3/16	F
Alabama	15	8	11	8	12	12	16	14													
Georgetown	-	RV	RV	RV	-	-	-	-													
Gonzaga	-	19	13	12	11	8	7	7													
Illinois	17	14	8	13	14	13	18	20													
Indiana	RV	RV	RV	25	22	RV	RV	RV													
Iowa	RV	RV	RV	RV	RV	RV	RV	25													
Maryland	-	-	-	-	-	-	-	-													
Michigan	7	6	7	7	3	2	2	2													
Michigan State	22	17	17	11	7	9	9	9													
Nebraska	-	-	-	RV	RV	23	15	13													
Ohio State	RV	RV	RV	RV	-	-	-	-													
Oregon	RV	RV	RV	RV	-	-	-	-													
Purdue	1	2	1	1	1	6	6	5													
UCLA	12	15	19	18	RV	25	RV	RV													
USC	RV	RV	RV	RV	24	RV	RV	24													
Virginia	RV	-	RV	-	-	24	23	21													
Washington	RV	-	-	-	-	-	-	-													
Wisconsin	24	24	23	RV	RV	RV	RV	-													

2025-26 NCAA / BIG TEN RANKINGS

Statistic	National Rank	Conference Rank	Value	National Leader	Value	Conference Leader	Value
Assist/Turnover Ratio (361 ranked)	343	18	0.81	Northwestern	2.11	Northwestern	2.11
Assists Per Game (361 ranked)	347	17	10.8	Cornell	23.3	Michigan	20.8
Bench Points per game (361 ranked)	310	13	17.67	Tarleton St.	45.63	Michigan	38.57
Blocks Per Game (361 ranked)	273	13	2.8	Georgia	7.9	Michigan	6.3
Effective FG pct (361 ranked)	326	17	0.474	Miami (OH)	0.629	Michigan	0.605
Fastbreak Points (361 ranked)	342	16	7.07	Georgia	25.87	Michigan	17.29
Field Goal Percentage (361 ranked)	344	18	40.3	Miami (OH)	53.4	Michigan	52.6
Field Goal Percentage Defense (361 ranked)	297	17	46.1	Michigan	34.6	Michigan	34.6
Fouls Per Game (361 ranked)	189	12	17.7	South Alabama	11.4	Illinois	13.9
Free Throw Attempts Per Game (361 ranked)	34	3	25.6	Southern California	30.3	Southern California	30.3
Free Throw Percentage (361 ranked)	81	9	75.0	Saint Mary's (CA)	80.7	Illinois	79.3
Free Throws Made Per Game (361 ranked)	28	2	19.2	South Fla. Southern California	22.1 22.1	Southern California	22.1
Rebound Margin (361 ranked)	239	15	0.0	Florida	16.3	Michigan St.	13.5
Rebounds (Defensive) Per Game (361 ranked)	268	14	23.67	Michigan	32.86	Michigan	32.86
Rebounds (Offensive) Per Game (361 ranked)	69	5	12.93	Florida	17.33	Michigan St.	13.87
Rebounds Per Game (361 ranked)	184	11	36.60	Florida	47.33	Michigan	44.07
Scoring Defense (361 ranked)	295	18	78.1	UNI	58.6	Iowa	60.8
Scoring Margin (361 ranked)	288	18	-3.5	Michigan	28.2	Michigan	28.2
Scoring Offense (361 ranked)	243	16	74.6	Georgia	97.9	Michigan	95.1
Steals Per Game (361 ranked)	295	14	5.8	Bowling Green	12.1	Iowa Penn St.	8.2 8.2
Three Point Attempts Per Game (361 ranked)	108	7	26.0	Alabama	36.9	Wisconsin	30.7
Three Point Percentage (361 ranked)	263	15	32.1	Yale	42.6	Purdue	39.4
Three Point Percentage Defense (361 ranked)	340	18	37.0	UT Arlington	25.2	Indiana	28.4
Three Pointers Per Game (361 ranked)	153	8	8.3	Cornell	14.9	Indiana	10.5
Turnover Margin (361 ranked)	190	14	0.2	High Point	7.8	Penn St.	4.7
Turnovers Forced Per Game (361 ranked)	106	5	13.47	Tarleton St.	19.44	Iowa	15.07
Turnovers Per Game (361 ranked)	275	18	13.3	Northwestern	8.8	Northwestern	8.8
Winning Percentage (361 ranked)	238	18	46.7	6 teams tied	100.0	Nebraska Michigan	100.0 100.0

2025-26 NCAA / BIG TEN RANKINGS

Statistic	Player	National Rank	Conference Rank	Value	National Leader	Value	Conference Leader	Value
Assist/Turnover Ratio (350 ranked)					Tamin Lipsey, Iowa St.	7.44	Sam Hoiberg, Nebraska	5.80
Assists (330 ranked)					Braden Smith, Purdue	142	Braden Smith, Purdue	142
Assists Per Game (350 ranked)					Braden Smith, Purdue	9.5	Braden Smith, Purdue	9.5
Blocks (321 ranked)					Kyle Evans, UC Irvine	50	Franck Kepnang, Washington Aday Mara, Michigan	36 36
Blocks Per Game (345 ranked)					Kyle Evans, UC Irvine	3.13	Aday Mara, Michigan	2.57
Double Doubles (198 ranked)	Pharrel Payne Solomon Washington	103 198	9 18	3 2	Delrecco Gillespie, Kent St.	13	Jaxon Kohler, Michigan St. Hannes Steinbach, Washington	9 9
Field Goal Attempts (345 ranked)					Tai'Reon Joseph, Prairie View	274	Lamar Wilkerson, Indiana	212
Field Goal Percentage (350 ranked)					Cooper Bowser, Furman	81.2	Morez Johnson Jr., Michigan	67.9
Field Goals (330 ranked)					Braden Huff, Gonzaga	139	Nick Martinelli, Northwestern	106
Free Throw Attempts (350 ranked)	Pharrel Payne Darius Adams	73 90	4 6	96 91	Ezra Ausar, Southern California	136	Ezra Ausar, Southern California	136
Free Throw Percentage (345 ranked)					TJ Hurley, Vermont	95.8	Fletcher Loyer, Purdue	91.7
Free Throws (347 ranked)	Pharrel Payne Darius Adams	87 107	6 8	69 67	Keyshawn Hall, Auburn	109	Cade Tyson, Minnesota	102
Minutes Per Game (350 ranked)					Christian Bliss, Delaware	38:42	Bruce Thornton, Ohio St.	36:04
Points (345 ranked)					Corey Hadnot II, Purdue Fort Wayne Nolan Minessale, St. Thomas (MN)	361 361	Cade Tyson, Minnesota	325
Points Per Game (1495 ranked)	David Coit Darius Adams Andre Mills Elijah Saunders	513 600 1304 1441	38 44 69 75	13.1 12.5 8.9 8.3	Cameron Boozer, Duke	23.3	Nick Martinelli, Northwestern	23.0
Rebounds (349 ranked)					Michael Ajayi, Butler	193	Jaxon Kohler, Michigan St.	153
Rebounds (Defensive) Per Game (348 ranked)					Baba Miller, Cincinnati	8.62	Hannes Steinbach, Washington	7.00
Rebounds (Offensive) Per Game (339 ranked)					Frank Mitchell, St. Bonaventure	5.00	Hannes Steinbach, Washington	4.17
Rebounds Per Game (347 ranked)					Michael Ajayi, Butler	12.1	Hannes Steinbach, Washington	11.2
Steals (322 ranked)					Jaquan Johnson, Bradley	55	Kayden Mingo, Penn St.	35
Steals Per Game (335 ranked)					Aaron Nkrumah, Tennessee St.	3.43	Kayden Mingo, Penn St.	2.50
Three Point Attempts (337 ranked)	David Coit	169	9	93	Brycen Blaine, Charleston So.	152	Tucker DeVries, Indiana	125
Three Point Percentage (119 ranked)	David Coit	54	2	40.9	Milan Momcilovic, Iowa St.	54.7	Lamar Wilkerson, Indiana	41.8
Three Pointers Per Game (339 ranked)	David Coit	109	7	2.53	Jadin Booth, Samford	4.07	Lamar Wilkerson, Indiana	3.40
Total 3-point FGM (310 ranked)	David Coit	116	6	38	Tyler Lundblade, Belmont	65	Lamar Wilkerson, Indiana	51
Triple Doubles (2 ranked)					B.J. Edwards, SMU	2	Rienk Mast, Nebraska Berke Buyuktuncel, Nebraska Rodney Rice, Southern California	1 1 1

1	 DARIUS ADAMS G • 6-5 • 190 • Fr. • Manchester, NJ • La Lumiere School (IN) GP/GS PPG RPG APG FG% 3FG% FT% 2025-26 15-13 12.5 3.7 1.7 .325 .260 .736 Career 15-13 12.5 3.7 1.7 .325 .260 .736 Career Highs Pts: 20 3FG: 5 Reb: 7 Ast: 3 Stl: 2 Blk: 1 Min: 39	13	 ELIJAH SAUNDERS F • 6-8 • 240 • Sr. • Phoenix, AZ • Sunnyslope • San Diego State • Virginia GP/GS PPG RPG APG FG% 3FG% FT% 2025-26 15-14 8.3 4.5 0.8 .444 .386 .833 Career 97-61 6.9 3.8 0.7 .419 .336 .835 Career Highs Pts: 22 3FG: 4 Reb: 11 Ast: 3 Stl: 4 Blk: 4 Min: 44
2	 MYLES RICE G • 6-3 • 185 • R-Jr. • Columbia, SC • Sandy Creek • Wash. State • Indiana GP/GS PPG RPG APG FG% 3FG% FT% 2025-26 11-3 7.4 2.2 1.6 .391 .364 .958 Career 78-63 11.8 2.8 3.1 .425 .301 .828 Career Highs Pts: 35 3FG: 6 Reb: 6 Ast: 8 Stl: 7 Blk: 1 Min: 39	15	 JAZIAH HARPER G/F • 6-7 • 190 • Fr. • Oak Park, IL • Bosco Institute GP/GS PPG RPG APG FG% 3FG% FT% 2025-26 0-0 - - - .000 .000 .000 Career 0-0 - - - .000 .000 .000 Career Highs Pts: 0 3FG: 0 Reb: 0 Ast: 0 Stl: 0 Blk: 0 Min: 0
4	 RAKEASE PASSMORE G • 6-5 • 195 • So. • Palatka, FL • Combine Academy • Kansas GP/GS PPG RPG APG FG% 3FG% FT% 2024-25 (KU) 23-0 0.7 0.6 0.3 .286 .222 .429 Career 23-0 0.7 0.6 0.3 .286 .222 .429 Career Highs Pts: 5 3FG: 1 Reb: 3 Ast: 3 Stl: 1 Blk: 1 Min: 30	18	 GUILLERMO DEL PINO G • 6-5 • 183 • Fr. • Cordoba, Spain • Unicaja Malaga Academy GP/GS PPG RPG APG FG% 3FG% FT% 2025-26 9-2 2.2 0.7 0.5 .368 .400 .500 Career 9-2 2.2 0.7 0.5 .368 .400 .500 Career Highs Pts: 10 3FG: 2 Reb: 3 Ast: 2 Stl: 2 Blk: 1 Min: 20
7	 ANDRE MILLS G • 6-4 • 205 • Sr. • Boston, MA • Brimmer & May School • Texas A&M GP/GS PPG RPG APG FG% 3FG% FT% 2025-26 15-12 8.9 4.7 1.7 .366 .271 .718 Career 15-12 8.9 4.7 1.7 .366 .271 .718 Career Highs Pts: 16 3FG: 3 Reb: 8 Ast: 5 Stl: 3 Blk: 1 Min: 36	21	 PHARREL PAYNE F/C • 6-9 • 250 • Sr. • Cottage Grove, MN • Park • Minnesota • Texas A&M GP/GS PPG RPG APG FG% 3FG% FT% 2025-26 10-10 17.5 7.2 1.0 .624 .000 .719 Career 106-47 10.3 5.6 1.1 .638 .000 .559 Career Highs Pts: 30 3FG: - Reb: 14 Ast: 6 Stl: 2 Blk: 5 Min: 36
8	 DAVID "DIGGY" COIT G • 5-11 • 180 • Gr. • Columbus, NJ • Scotland (Pa.) • Atlantic Cape CC • No. Illinois • Kansas GP/GS PPG RPG APG FG% 3FG% FT% 2025-26 15-8 13.1 2.3 2.9 .415 .409 .925 Career 107-66 13.3 2.4 2.5 .411 .367 .880 Career Highs Pts: 41 3FG: 8 Reb: 8 Ast: 10 Stl: 5 Blk: 1 Min: 41	24	 ALEKS ALSTON F • 6-10 • 220 • Fr. • Chicago, IL • Kenwood Academy GP/GS PPG RPG APG FG% 3FG% FT% 2025-26 11-0 1.9 2.5 0.5 .391 .231 .000 Career 11-0 1.9 2.5 0.5 .391 .231 .000 Career Highs Pts: 8 3FG: 2 Reb: 8 Ast: 3 Stl: 1 Blk: 1 Min: 25
9	 SOLOMON WASHINGTON F • 6-7 • 220 • Sr. • New Orleans, LA • Carver • Texas A&M GP/GS PPG RPG APG FG% 3FG% FT% 2025-26 7-7 10.6 9.0 0.9 .397 .231 .735 Career 104-54 5.5 4.9 0.9 .432 .241 .723 Career Highs Pts: 18 3FG: 3 Reb: 13 Ast: 5 Stl: 3 Blk: 4 Min: 30	25	 NICK BLAKE G • 6-2 • 180 • Fr. • Orlando, FL • Olympia GP/GS PPG RPG APG FG% 3FG% FT% 2025-26 0-0 - - - .000 .000 .000 Career 0-0 - - - .000 .000 .000 Career Highs Pts: 0 3FG: 0 Reb: 0 Ast: 0 Stl: 0 Blk: 0 Min: 0
11	 GEORGE TURKSON, JR. G/F • 6-7 • 220 • R-Fr. • Lowell, MA • Bradford Christian Acad. • Texas A&M GP/GS PPG RPG APG FG% 3FG% FT% 2025-26 8-2 1.6 2.9 0.1 .267 .000 .455 Career 8-2 1.6 2.9 0.1 .267 .000 .455 Career Highs Pts: 8 3FG: 0 Reb: 5 Ast: 1 Stl: 0 Blk: 2 Min: 32	30	 LUKAS SOTELL G • 6-3 • 180 • Jr. • Stamford, Conn. • Stamford • Montverde Academy GP/GS PPG RPG SPG FG% 3FG% FT% 2024-25 10-0 0.2 0.3 - .333 .000 .000 Career 14-0 0.3 0.3 - .500 .000 .000 Career Highs Pts: 2 3FG: - Reb: 1 Ast: 0 Stl: 0 Blk: 0 Min: 24
12	 ISAIAH WATTS G • 6-3 • 180 • Jr. • West Seattle, WA • South Kent (CT) • Washington State GP/GS PPG RPG SPG FG% 3FG% FT% 2025-26 14-3 5.8 2.3 1.0 .350 .288 .667 Career 68-20 6.6 2.2 1.0 .392 .342 .662 Career Highs Pts: 22 3FG: 5 Reb: 7 Ast: 5 Stl: 5 Blk: 2 Min: 43	45	 COLLIN METCALF C • 6-9 • 240 • Sr. • Nortof, Germany • Humphreys • Northeastern GP/GS PPG RPG BPG FG% 3FG% FT% 2025-26 13-1 0.8 1.5 0.2 .429 .000 .571 Career 82-32 2.4 3.0 1.5 .582 .000 .432 Career Highs Pts: 14 3FG: - Reb: 12 Ast: 3 Stl: 3 Blk: 7 Min: 43

MARYLAND COACHING STAFF

 BUZZ WILLIAMS Head Coach • Oklahoma City '94 Years Overall / Record: 19th / 380-236 (.617) Years at Maryland / Record: 1st / 7-8 (.467)	 AKI COLLINS Assistant Coach/Director of Player Personnel Clark Atlanta '97 First Year at Maryland	 EDDIE BENION Program Director for Basketball Sports Medicine Missouri '95 First Year at Maryland
 DEVIN JOHNSON Associate Head Coach New Orleans '08 First Year at Maryland	 JOSH CHAMBERS Director of Process Virginia Tech '14 First Year at Maryland	 STEVE GEPHARDT Director of Strength and Resilience Arizona State '06 First Year at Maryland
 LYLE WOLF Assistant Coach Transylvania '10 First Year at Maryland	 TJ RYAN Director of Basketball Strategy and Analytics Franklin College '18 First Year at Maryland	 JELANI SPAIN Graduate Assistant Texas A&M '24 First Year at Maryland
 STEVE ROCCAFORTE Assistant Coach Lamar '89 First Year at Maryland	 GREG YOUNG Special Assistant to the Head Coach Howard Payne '86 First Year at Maryland	 SETH ALLEN Graduate Assistant Virginia Tech '17 First Year at Maryland
 WABISSA BEDE Assistant Coach Virginia Tech '20 First Year at Maryland	 GRANT HENDRIX Director of Basketball Operations Auburn '17 First Year at Maryland	 KAYLA HACKENBERG Dir. of Basketball Admin & Head Coach Operations Ohio State '18 First Year at Maryland