



UCLA WOMEN'S BASKETBALL

UCLA Athletic Communications / J.D. Morgan Center / 325 Westwood Plaza / Los Angeles, CA 90095

Women's Basketball Contact: Corey Mueller / cmueller@athletics.ucla.edu / c: (310) 749-2102

UCLA'S LEADING SCORERS (2025-26)

No.	Player	GP	GS	MPG	PPG	RPG	APG
51	L. Betts	16	16	28.2	16.4	8.6	2.8
1	K. Rice	17	16	30.0	15.6	6.4	4.4
8	G. Kneepkens	17	16	27.6	13.8	3.8	3.5
11	G. Jaquez	17	17	29.9	13.8	6.0	2.1
32	A. Dugalic	17	3	23.6	9.6	5.6	1.4

2025-26 SCHEDULE

OVERALL: 16-1

Big Ten: 5-0 | Non-Conference: 10-1

Home: 7-0 | Away: 4-0 | Neutral: 5-1

NOVEMBER (8-1)

Mon.	3	vs. San Diego State ¹	W, 77-53
Thurs.	6	UC Santa Barbara	W, 87-50
Mon.	10	vs. No. 6/7 Oklahoma ²	W, 73-59
Thurs.	13	vs. No. 11/8 UNC ³	W, 78-60
Sat.	15	vs. South Florida ³	W, 94-61
Sun.	23	Southern	W, 88-37
Wed.	26	No. 4/4 Texas ⁴	L, 76-65
Thurs.	27	Duke ⁴	W, 89-59
Sun.	30	14/11 Tennessee	W, 99-77

DECEMBER (5-0)

Sun.	7	RV/RV Oregon*	W, 80-59
Tues.	16	Cal Poly	W, 115-28
Sat.	20	Long Beach State	W, 106-44
Sun.	28	@ No. 19/19 Ohio State*	W, 82-75
Wed.	31	@ Penn State*	W, 97-61

JANUARY (3-0)

Sat.	3	No. 17/16 USC*	W, 80-46
Sun.	11	@ No. 25/RV Nebraska*	W, 83-61
Wed.	14	@ RV/RV Minnesota*	W, 76-58
Sun.	18	Maryland*	1 p.m.
Wed.	21	Purdue*	7 p.m.
Sun.	25	@ Northwestern*	1 p.m.
Wed.	28	@ Illinois*	4 p.m.

FEBRUARY (0-0)

Sun.	1	Iowa*	1 p.m.
Wed.	4	Rutgers*	7 p.m.
Sun.	8	@ Michigan*	12 p.m.
Wed.	11	@ Michigan State*	5 p.m.
Sun.	15	Indiana*	12 p.m.
Thurs.	19	Washington*	7 p.m.
Sun.	22	Wisconsin*	2:30 p.m.

MARCH (0-0)

Sat.	1	@ USC*	3 p.m.
March	4-8	2026 Allstate Big Ten W. Basketball Tournament	TBA
March	20-23	NCAA First & Second Rounds	TBA
March	27-28	NCAA Sweet 16	TBA
March	29-30	NCAA Elite 8	TBA

APRIL (0-0)

Fri.	3	NCAA Final Four	Phoenix, AZ
Sun.	3	NCAA Championship	Phoenix, AZ

¹ Orange County Hoops Classic (Anaheim, Calif.)

² Golden 1 Center (Sacramento, Calif.)

³ WBCA Challenge (Las Vegas, Nev.)

⁴ Players Era Women's Championship (Las Vegas, Nev.)

* Big Ten Conference Game

* 2026 TIAA Big Ten Women's Basketball Tournament Game

* 2026 NCAA Women's March Madness Tournament Game

Home games indicated in bold

No. 3/3 UCLA Bruins vs. 12/11 Maryland Terrapins

Sunday, Jan. 18 - 1 p.m. PT

Los Angeles, Calif. (Pauley Pavilion presented by Wescom Financial)

GAME INFO

Venue: Pauley Pavilion presented by Wescom Financial

Location: Los Angeles, Calif.

Tip-off Time: 1 p.m. PT

TV: NBC

TV Talent: Sloane Martin, Kim Adams, Cayleigh Griffin

Radio: UCLA Digital Radio (uclabruins.com/watch);

SiriusXM 84, and SiriusXM App

Radio Talent: Dave Marcus (UCLA)

THE MATCHUP



16-1 (6-0)

3/3



Record

Rankings (AP/Coaches)

17-2 (5-2)

12/11

2025-26 STORYLINES

MATCHUP HISTORY: vs. Maryland Terrapins

- The Bruins trail the Terrapins 5-4 in all-time meetings, but UCLA boasts a 2-game win streak over Maryland and looks to even the series Sunday. UCLA is 1-0 against Maryland as conference opponents; UCLA and Maryland met in March of 1978 in the AIAW Championship game, ultimately giving the Bruins their first and only national championship title (W, 90-74).
- The Bruins handed Maryland an 82-67 defeat on Jan. 26, 2025, behind a career-high 33 points by Lauren Betts. Kiki Rice added 19 as then-No. 1 UCLA took down the No. 8-ranked Terrapins.

LAST TIME OUT: W, 76-58 at RV/RV Minnesota (Jan. 14, 2026)

- The Bruins earned conference win number six on Wednesday in Minneapolis, improving to 16-1 overall on the year.
- Senior Lauren Betts collected 18 points and 10 rebounds for her sixth double-double of the year; the reigning defensive player of the year had four blocks and five steals in the victory, becoming the only NCAA D1 women's basketball player taller than 6-foot-4 to achieve those defensive numbers in a game this season.
- The Bruins had three players in double figures: K. Rice (25), L. Betts (17), and G. Jaquez (12).
- UCLA led in rebounding 34-22, 17-3 in fast break points, and finished with seven steals.

WHAT'S BRUIN

- UCLA opened the 2025-26 season ranked No. 3 in the Associated Press Top 25 Women's Basketball Poll, released Oct. 14. The Bruins had a number of top 15 matchups in November: No. 6 Oklahoma (Nov. 10), No. 11 North Carolina (Nov. 13), No. 4 Texas (Nov. 26) and No. 14 Tennessee (Nov. 30), finishing November 3-1 against ranked opponents.
- The Bruins began the year with six of their first eight games being played at neutral site locations. UCLA made the trip to Las Vegas twice in three weeks, first for the WBCA Challenge (Nov. 13-15) and second for the Players Era Women's Championship (Nov. 26-27). The Bruins went 3-1 in Sin City this November.
- The Big Ten boasts eight programs in the AP Top 25 for the week 10 poll: No. 3 UCLA, No. 8 Michigan, No. 11 Iowa, No. 12 Maryland, No. 14 Ohio State, No. 15 Michigan State, No. 24 Nebraska and No. 25 Illinois. Washington, USC, and Oregon received votes.
- UCLA won 23-straight games in 2024-25 - 22 were by a double-digit margin - setting the longest streak for both records in program history. UCLA's previous-best win streak came in the 1977-78 championship campaign (21 games).
- The Bruins boast 7 McDonald's All Americans on the roster: Lauren Betts, Sienna Betts, Angela Dugalic, Timea Gardiner, Gabriela Jaquez, Amanda Muse, and Kiki Rice. Jaquez and Rice shared co-MVP honors in the all-star game.
- UCLA was recognized as the USBWA National Team of the Week after going 3-0 from Nov. 10-15, which included victories over No. 6 Oklahoma and No. 11 North Carolina.
- UCLA has four players averaging double figures; the Bruin starting five totals 68.3 points per game. Six UCLA players have scored 20+ points in a game this season; the Bruins have had multiple 20+ point scorers in four games so far.
- The Bruins lead the Big Ten in FG% (.511), assists (371 TOTAL, 21.8 APG) and assist/turnover ratio (1.72 A/TO) just across the midway point. UCLA is also first in the conference, second in the nation in rebounding margin (+15.6 RPG).
- UCLA sits second in the NET rankings with a nation-best eight Quad 1 wins (8-1).

COACH CLOSE MEETS WITH WESCOM FINANCIAL DEBT RELIEF RECIPIENTS IMPACTED BY LA WILDFIRES

- Prior to UCLA's games against Long Beach (Dec. 20) and USC (Jan. 3), Coach Close met with community members who were impacted by Southern California wildfires, and that received debt relief as part of Wescom Financial and ForgiveCo's debt relief initiative.
- In November, Wescom Financial, the Official Banking Partner of UCLA Athletics, announced it was joining forces with ForgiveCo to erase \$10 million in consumer debt, with the effort focused on the Altadena and Pacific Palisades neighborhoods.
- The multi-year initiative is executed through ForgiveCo's random acts of kindness model and Wescom Foundation's grantmaking capabilities, working together to provide unexpected aid to those most affected by the wildfires and relieving them of financial burdens.

PLAYERS ERA WOMEN'S CHAMPIONSHIP RECAP

L, 76-65 vs. No. 4/4 Texas Longhorns (Nov. 26, 2025)

- The Bruins dropped their first contest of the season against a formidable foe in the No. 4-ranked Texas Longhorns in the opening round of the 2025 Players Era Women's Championship on Nov. 26.
- Graduate guard Gianna Kneepkens (7-11 FG, 3-6 3FG) and Kiki Rice (9-10 FT) finished with a team-high 17 points.
- UCLA was unable to overcome a 20-point halftime deficit despite a strong second-half comeback effort; the Bruins got within four points in the fourth quarter but shot 0-for-5 on their last five attempts in the game.
- Graduate student Charlissee Leger-Walker added 13 points (5-10 FG, 1-3 3FG) to round out Bruins in double figures.
- Texas outlasted No. 2/2 South Carolina, 66-64, in the championship game of the Feast Week tournament Thursday.

Women's Basketball SID	Corey Mueller
Cell Phone	(310) 749-2102
E-mail	cmueller@athletics.ucla.edu
Website	www.uclabruins.com

Coach Close and select student-athletes are available on a weekly basis at team practices at Pauley Pavilion or the Mo Ostin Basketball Center. Barring schedule changes, practices on Tuesdays of each gameweek will be dedicated as open to the media. Media sessions and interviews will also take place over Zoom with advance notice.

Admission to Pauley Pavilion's press seating is by credential only. All credential requests should be made through the credential portal, <https://crednet.dia.ucla.edu/>, at least two days (48 hours) in advance of the game. Parking instructions will also be sent. Requests can be made by contacting Mueller at any of the means listed above. Members of the media covering UCLA should request credentials for road games through Mueller via email or phone. Photographers should follow the same instructions as media members.

Credentials will be available at Pauley Pavilion's "Will Call" window (Northwest corner of the arena). The media will call window and entrance opens 90 minutes prior to tip-off. Doors open 60 minutes prior to

Media seating at UCLA Women's Basketball games will be located in Section 215. The Dick Enberg Press Room will be available to media members when doors open, during the game, and for press conferences at the conclusion of each game. Photographers will be able to shoot from the baseline.

Away teams will begin their postgame press conference following a 10-minute cooling off period after the conclusion of each Big Ten matchup, according to Big Ten guidelines.

Founded	1919
Enrollment	45,742
Nickname	Bruins
Colors	Blue and Gold
Home Arena (capacity)	Pauley Pavilion (13,800)
Affiliation	NCAA Division I
Conference	Big Ten
Chancellor	Dr. Julio Frenk
Director of Athletics	Martin Jarmond
Athletic Dept. Phone	(310) 825-8699
Ticket Office Phone	(310) 825-2101

First Season	1974-75 (52nd season)
All-Time Record	983-569 (.633)
NCAA Tournament Appearances	20/27 (seven with AIAW)
Last NCAA Tournament Appearance	2025
National Championships	1 (1978-AIAW)

2024-25 Record	34-3
2024-25 Big Ten Record (finish)	15-2 (2nd)
2024-25 Home/Road/Neutral	14-1/10-1/10-1
Letterwinners Returning/Lost	5/6
Starters Returning/Lost	4/1
Newcomers	4
Four-Year Transfers	5

Women's Basketball Twitter (X):	@UCLAWBB
Women's Basketball Instagram/Threads:	@UCLAWBB
Women's Basketball Facebook:	/UCLAWomensBasketball
UCLA Athletics Twitter:	@UCLAathletics
UCLA Athletics Instagram:	@UCLAathletics
UCLA Athletics Facebook:	/UCLAathletics
UCLA Athletics Website:	www.UCLABruins.com
	#GoBruins

No.	Name	Pos.	Ht.	Yr.	Hometown (High School/Previous School)
1	Kiki Rice	G	5-11	Sr.	Bethesda, Md. Sidwell Friends
3	Christina Karamouzi	G	5-11	Fr.	Stockholm, Sweden
5	Charlisse Leger-Walker	G	5-10	Gr.	Waikato, New Zealand St. Peter's School Cambridge (Washington State)
8	Gianna Kneepkens	G	6-0	Gr.	Duluth, Minn. Duluth Marshall (Utah)
9	Lena Bilić	G/F	6-3	Fr.	Zagreb, Croatia XVI Gimnazija
11	Gabriela Jaquez	G	6-0	Sr.	Camarillo, Calif. Camarillo
16	Sienna Betts	F	6-4	Fr.	Centennial, Colo. Grandview
30	Timea Gardiner	F	6-3	Sr.	Ogden, Utah Fremont (Oregon State)
32	Angela Dugalić	F	6-4	Gr.	Des Plaines, Ill. Maine West (Oregon)
33	Amanda Muse	F	6-4	R-So.	Brentwood, Calif. Heritage
43	Megan Grant	G/F	5-10	Sr.	San Bruno, Calif. Aragon HS
51	Lauren Betts	C	6-7	Sr.	Centennial, Colo. Grandview (Stanford)

No.	Name	Pos.	Ht.	Yr.	Hometown (High School/Previous School)
9	Lena Bilić	G/F	6-3	Fr.	Zagreb, Croatia XVI Gimnazija
51	Lauren Betts	C	6-7	Jr.	Centennial, Colo. Grandview (Stanford)
16	Sienna Betts	F	6-4	Fr.	Centennial, Colo. Grandview
32	Angela Dugalić	F	6-4	Gr.	Des Plaines, Ill. Maine West (Oregon)
30	Timea Gardiner	F	6-3	Sr.	Ogden, Utah Fremont (Oregon State)
43	Megan Grant	G/F	5-10	Sr.	San Bruno, Calif. Aragon HS
11	Gabriela Jaquez	G	6-0	Sr.	Camarillo, Calif. Camarillo
3	Christina Karamouzi	G	5-11	Fr.	Stockholm, Sweden
8	Gianna Kneepkens	G	6-0	Gr.	Duluth, Minn. Duluth Marshall (Utah)
5	Charlisse Leger-Walker	G	5-10	Gr.	Waikato, New Zealand St. Peter's School Cambridge (Washington State)
33	Amanda Muse	F	6-4	So.	Brentwood, Calif. Heritage
1	Kiki Rice	G	5-11	Jr.	Bethesda, Md. Sidwell Friends

Cori Close	Head Coach, 15th season	UC Santa Barbara '93
Tony Newnan	Associate Head Coach, 15th season	UC Santa Barbara '92
Tasha Brown	Assistant Coach, 8th season	St. Ambrose '97
Soh Matsuura	Assistant Coach, 3rd season	UCLA '20
James Clark	Assistant Coach, 2nd season	LaSalle '04
Michaela Onyenwere	Assistant Coach, 1st season	UCLA '21

Pam Walker	Director of Operations	UCLA '85
Ashley Samaniego	Athletic Performance Coach	CSUN '17/'19
Mia Fields	Athletic Trainer	Utah '19 / CSU Fullerton '21
Caren Nicdao	Director of Creative Content	UCLA '16
Sam Skinner	Assistant GM	Brown '20 / UCLA '24
Alex Edge	Staff Associate	NC State
Corey Mueller	Sports Information Director	Northwestern '18 / Georgetown '23

Kiki Rice – KEY-key RICE
Gianna Kneepkens – gee-AHN-uh KNEEP-kins
Lena Bilić – len-uh BILL-itch
Charlisse Leger-Walker – CHAR-lease ledger-walker
Gabriela Jaquez – gab-ree-EL-uh HAWK-ez
Angela Dugalić – DOO-guh-leech
Lauren Betts – LORE-in BETS

Soh Matsuura - SO mat-sue-rah
Michaela Onyenwere - own-yen-WARE-ay


2025-26 UCLA WOMEN'S BASKETBALL ROSTER



1

KIKI RICE

Sr. – Guard – 5-11
Bethesda, Md.
Sidwell Friends



3

CHRISTINA KARAMOUI

Fr. – Guard – 5-11
Stockholm, Sweden



5

CHARLISCE LEGER-WALKER

Gr. – Guard – 5-10
Waikato, New Zealand
St. Peter's School Cambridge /
Washington State



8

GIANNA KNEEPKENS


Gr. – Guard – 6-0
Duluth, Minn.
Duluth Marshall HS / Utah



9

LENA BILIĆ

Fr. – Guard/Forward – 6-3
Zagreb, Croatia
XVI Gimnazija



11

GABRIELA JAQUEZ

Sr. – Guard – 6-0
Camarillo, Calif.
Camarillo HS



16

SIENNA BETTS

Fr. – Forward – 6-4
Centennial, Colo.
Grandview HS



30

TIMEA GARDINER


Sr. – Forward – 6-3
Ogden, Utah
Fremont HS / Oregon State



32

ANGELA DUGALIĆ


Gr. – Forward – 6-4
Des Plaines, Ill.
Maine West / Oregon



33

AMANDA MUSE

R-So. – Forward – 6-4
Brentwood, Calif.
Heritage HS



43

MEGAN GRANT

Sr. – Guard/Forward – 5-10
San Bruno, Calif.
Aragon HS



51

LAUREN BETTS

Sr. – Center – 6-7
Centennial, Colo.
Grandview HS / Stanford

2025-26 UCLA WOMEN'S BASKETBALL COACHING STAFF



HEAD COACH
CORI CLOSE
15th Season



ASSOCIATE HEAD COACH
TONY NEWMAN
15th Season



ASSISTANT COACH
TASHA BROWN
8th Season



ASSISTANT COACH
SOH MATSUURA
3rd Season



ASSISTANT COACH
JAMES CLARK
2nd Season



ASSISTANT COACH
MICHAELA ONYENWERE
1st Season

2025-26 UCLA WOMEN'S BASKETBALL GAME NOTES

AP POLL (Week 10 - Jan. 12)

RK	TEAM	RECORD	PTS	LAST WEEK
1	UConn (32)	17-0	800	1
2	South Carolina	17-1	748	3
3	UCLA	15-1	734	4
4	Texas	18-1	710	2
5	Vanderbilt	17-0	671	7
6	LSU	16-2	598	12
7	Kentucky	16-2	583	6
8	Michigan	14-2	574	9
9	Louisville	16-3	550	10
10	TCU	16-1	497	13
11	Iowa	14-2	406	14
12	Maryland	16-2	403	8
13	Oklahoma	14-3	401	5
14	Ohio State	15-2	391	19
15	Michigan State	16-1	383	15
16	Ole Miss	16-3	365	18
17	Texas Tech	18-0	323	17
18	Baylor	15-3	289	16
19	Iowa State	14-3	205	11
20	Tennessee	12-3	197	20
21	Alabama	16-1	141	NR
22	Princeton	14-1	116	24
23	Notre Dame	12-4	65	NR
24	Nebraska	14-3	48	25
25	Illinois	14-3	43	NR

Also receiving votes: West Virginia 41, Duke 41, North Carolina 21, Minnesota 12, Washington 11, Stanford 10, Utah 8, Southern California 4, Rhode Island 4, Georgia 3, Oregon 2, NC State 2.

Dropped from rankings: No. 21 USC, No. 22 North Carolina, No. 23 Washington

USA TODAY COACHES POLL (Week 11 - Jan. 13)

RK	TEAM	RECORD	PTS	LAST WEEK
1	Connecticut	(17-0)	775	1
2	South Carolina	(17-1)	733	3
3	UCLA	(15-1)	705	4
4	Texas	(18-1)	683	2
5	Vanderbilt	(17-0)	654	6
6	LSU	(16-2)	574	12
7	Michigan	(14-2)	565	9
8	TCU	(16-1)	545	10
9	Kentucky	(16-2)	513	7
10	Louisville	(16-3)	499	11
11	Maryland	(16-2)	428	8
12	Oklahoma	(14-3)	407	5
13	Iowa	(14-2)	402	14
14	Michigan State	(16-1)	376	15
15	Ohio State	(15-2)	340	19
16	Mississippi	(16-3)	339	17
17	Baylor	(15-3)	289	16
18	Texas Tech	(18-0)	275	20
19	Iowa State	(14-3)	212	13
20	Tennessee	(12-3)	205	22
21	Alabama	(17-1)	179	24
22	Notre Dame	(12-4)	94	25
23	North Carolina	(13-5)	77	18
24	Princeton	(14-1)	76	NR
25	West Virginia	(14-3)	42	NR

Also receiving votes: Illinois (14-3) 24; Nebraska (14-3) 21; Southern California (10-6) 19; Washington (12-4) 12; Duke (11-6) 5; Oklahoma State (14-4) 2; Oregon (14-4) 2; Arizona State (16-2) 1; Minnesota (12-4) 1; South Dakota State (13-4) 1.

Dropped from the rankings: No. 21 Southern California (10-6); No. 23 Washington (12-4).

W, 89-59 vs. Duke Blue Devils (Nov. 27, 2025)

- UCLA bounced back with a 30-point blowout over Duke despite the absence of star center Lauren Betts to close out the Bruins' second trip to Las Vegas.
- The senior Betts sat out with a left arm injury she sustained in Wednesday's battle with the Longhorns; Betts exited and returned to the game against Texas but was ruled out of Thursday's contest against Duke.
- All five starters got into double figures for the second time this season; senior Gabriela Jaquez led all scorers with 23 points.
- Leger-Walker added 20 points on her best long-range shooting performance of the year (5-9 3FG), adding six assists and five rebounds to her final stat line.
- UCLA made a season-high 13 3-pointers in the game, shooting 13-for-22 from distance.

46 YEARS LATER... UCLA RETURNED TO THE NATIONAL SEMIFINAL

- While the trip to Tampa was UCLA's first "NCAA" Final Four, the Bruin history books remember its time in the Association for Inter-collegiate Athletics for Women (IAIW) prior to the NCAA's 1982 adoption and sponsorship of women's basketball.
- The Bruins made back-to-back trips to the national semifinal game in 1978 and 1979; UCLA captured the IAIW title in '78.
- The 1978 championship team was headlined by Denise Curry and Ann Meyers-Drysdale, UCLA's only retired numbers on the women's basketball side (12 and 15, respectively). Curry went on to score 3,198 points in her career (before the 3-point line was implemented in 1987-88) and amassed 1,310 rebounds in four years as a Bruin (10.1 RPG). Meyers-Drysdale was the first woman to earn a full scholarship at UCLA and went on to become the first four-time women's basketball All-American.

BETTS YOU KNOW NOW

- The Bruin center has her name appear on four preseason watch lists: Naismith Player of the Year, Lisa Leslie Center of the Year, Wade Trophy, and the Wooden Award. Lauren Betts was also named AP Preseason All-American, Preseason All-Big Ten and the Preseason Big Ten Player of the Year.
- In an anonymous poll taken at B1G Media Day, Betts was voted most likely to win B1G Player of the Year; she received 29 of the 34 votes. Kaylene Smikle of Maryland received three, and Kiyomi McMiller took the remaining two.
- She was also selected most likely to win B1G defensive player of the year, receiving 15 votes in the anonymous poll. USC's Kennedy Smith received 10 votes, and Purdue's Tara Daye collected 3.
- The 2025 Lisa Leslie Center of the Year is averaging 2.2 blocks per game and 8.8 rebounds.
- Betts has 45 assists, which ranks fourth on UCLA's roster. She's had three games this season with 5+ dimes and is scoring 16.4 points per game, and adds 1.1 steals per game to her stat line.
- For her 24-point, 14-rebound, five-block performance against Oregon in UCLA's B1G opener, Betts earned Big Ten Player of the Week (Dec. 8) and was included as one of five USBWA Women's National Players of the Week.
- Betts captured her fourth double-double of the season at No. 19 Ohio State, finishing with 18 PTS, 16 REB in a monstrous effort on the boards. The center had nine offensive rebounds; the Buckeyes ended the game with 10 offensive boards.
- The 2025 B1G Defensive Player of the Year is rising during conference play; Betts averages 20.0 points, 11.5 rebounds and 2.7 blocks per game in Big Ten contests this season. She's second in the conference with 35 blocks on the year.
- Betts was named Big Ten Player of the Week (Jan. 5) again for the set of games over the holiday, where she led UCLA to a 3-0 week to open the full slate of conference games - including two ranked wins at No. 19 OSU and against No. 17 USC. Betts scored 20.3 PPG and grabbed 11.7 RPG; she had her fourth and fifth double-doubles of the season in those ranked victories.
- The center, alongside senior Kiki Rice, was named to the Wooden Award Midseason Top 25 on Jan. 7.
- Betts leads the Big Ten with seven double-doubles on the season; she's collected three in a row (USC, Nebraska, Minnesota).

USA BETTS-KETBALL

- UCLA's Lauren Betts was included in the 18-person training camp roster for the USA Basketball women's senior national team, as announced on Nov. 24. Betts is the only active collegiate player who will make the trip to Durham, N.C., for the Dec. 12-14 camp (USC's JuJu Watkins attended but did not participate due to her injury from March 2025).
- Betts is one of ten players who made their senior national team camp debut; she joined by Cameron Brink, Paige Bueckers, Veronica Burton, Sonia Citron, Caitlin Clark, Kiki Iriafen, Rickea Jackson, Angel Reese and JuJu Watkins.
- Natalie Nakase (UCLA '03) served as an assistant coach under 2025-28 USA Basketball Women's National Team head coach Kara Lawson. Nakase, the 2025 WNBA Coach of the Year, also made her USA Basketball debut. The first-year head coach helped the Valkyries become the first-ever expansion franchise to make the playoffs in their inaugural season.

JAQUEZ SOARING IN HER SENIOR YEAR

- Senior Gabriela Jaquez has impressed in her final season with the Blue and Gold. She's averaging a career-best 13.8 points per game; the wing has scored in double figures in 13 of her 17 games this year.
- She had a perfect game against the USF Bulls on Nov. 15, shooting 7-for-7 from the field and 3-for-3 from the free throw line for a game-high 17 points.
- Jaquez eclipsed 1,000-career points on her first basket against Southern on Nov. 23.
- Gabs had a game-leading 23 points (8-16 FG, 3-5 3FG, 4-4 FT) against Duke to close out the Players Era tournament. She was a team-high +34 in 36 minutes on the floor.
- The Camarillo, Calif., native is in hot pursuit of joining the 50/40/90 club - the wing is shooting a scorching .529/.452/.880 through 17 games. She's the only player in the NCAA with 13.5+ PPG, 6+ RPG, 1+ 3PM and shooting 50 percent or better from the field and 45 percent or better from beyond the arc. She has 28 3FGM on the season; her single-season high is 31 makes in 2024-25.
- Jaquez was included in the Cheryl Miller Award preseason watch list.

BRUIINS IN THE POLLS (2025-26)

WEEK	AP	USA TODAY
Preseason	3	4
Week 2	3	4
Week 3	3	3
Week 4	3	3
Week 5	4	4
Week 6	4	4
Week 7	4	4

WEEK	AP	USA TODAY
Week 8	4	4
Week 9	4	4
Week 10	3	4
Week 11		3
Week 12		
Week 13		
Week 14		

WEEK	AP	USA TODAY
Week 15		
Week 16		
Week 17		
Week 18		
Week 19		
Week 20		
Final		

- The Camarillo, Calif., native is pulling down a career-best 6.0 rebounds per game.
- Jaquez was named one of five USBWA Women's National Players of the week for the week ending Nov. 30.

KNEEP KNEEP! GIANNA COMING THROUGH!

- Graduate transfer Gianna Kneepkens is finding her rhythm with the Bruins, scoring 13.8 points per game for UCLA. She is coming off a 2024-25 campaign at Utah scoring 19.3 points on .504/.448/.890 splits (5.0 RPG, 3.0 APG in '24-25). She's averaging 13.5 points per game in conference play, shooting .509/.471/1.000 in UCLA's six conference wins (28-55 FG, 16-34 3FG).
- She had back-to-back 20-point games against UC Santa Barbara (Nov. 6) and No. 6 Oklahoma (Nov. 10). She was 4-for-8 from long distance against the Gauchos.
- In her 17 games with UCLA, Kneepkens has had 60 assists and just 21 turnovers. She was without a turnover against No. 6 Oklahoma, No. 11 North Carolina, Oregon and Cal Poly.
- The graduate transfer had a quiet 13 points (5-8 FG, 3-3 3FG) against Duke on Nov. 27, adding six rebounds and six assists to her final stat line. She shot 6-for-9 from distance in the two-game stint in Sin City at the Players Era tournament.
- Kneepkens has inched her way into the 50/40/90 club; her current shooting splits are .518/.458/.950, with 20 free throw attempts on the season (19-20 FT).
- The graduate guard secured her first double-double as a Bruin, the fifth of her career, against Long Beach (10 PTS, 10 REB).

RICE GOES WITH EVERYTHING

- UCLA's senior point guard is meshing well after returning from a mid-April shoulder surgery. After coming off the bench for her first game back, she has reclaimed a starting spot for the last 16 games.
- Rice has scored in double figures in 16 games this season and is averaging a career-high 15.6 points per game on .511/.415/.884 splits. She secured 1,500-career points at No. 19 Ohio State (Dec. 28) and 500-career assists at No. 25 Nebraska (Jan. 11).
- The guard is aggressively hunting rebounds, averaging a career-high 6.4 boards; she leads UCLA with 78 defensive rebounds. Rice's rebounding numbers took a dip in 2024-25 (3.5 RPG) after a strong 2023-24 campaign (5.7 RPG).
- The Bethesda, Md., native has two double-doubles on the year, both against ranked opponents. Her first was against No. 11 UNC, when she had 15 PTS, 10 REB; she collected her second double-double against No. 14 Tennessee (20 PTS, 11 REB).
- Rice is one of eight players in UCLA history to have three or more 100-assist seasons; she looks to join Jordin Canada, Nikki Blue, Erica Gomez and Ann Meyers in the elite category of Bruins who dined 100 times or more in all four of their campaigns.
- To close out the non-conference homestand, Rice collected 11 assists and eight steals with just one turnover against Cal Poly (Dec. 16) and Long Beach State (Dec. 20). She had nine assists and zero turnovers against No. 17 USC on Jan. 3 (W, 80-46).
- The birthday girl was feeling herself at Minnesota on Jan. 14, scoring 25 points (ties career-high) on 8-for-9 shooting (3-3 3FG).

DON'T GET BURNT, SHE'LL LEAVE YOU WITH A CHAR

- Graduate guard Charisse Leger-Walker returned to the court after sitting out for the 2024-25 season following an ACL tear.
- The point guard leads UCLA with 103 assists, good for a team-high 6.1 assists per game. She's had 5+ assists in 12 games this season and ranks third in the conference in APG.
- The Kiwi is just shy of joining the rest of UCLA's starters in double figures (.462 FG%, .344 3FG%) - she's scoring 8.7 points per game and leads the Bruins with their most steals on the year (31 STL).
- Leger-Walker had a season-high 20 points (6-11 FG, 5-9 3FG) against the Duke Blue Devils to close out the 2025 Players Era Women's Championship.
- She nearly had a double-double in assists (8 AST) and rebounds (10 REB) against Oregon to open B1G conference play.
- Prior to the USC win, she had 48 assists and nine turnovers (5.3 A/TO) over the previous six games. She's fifth in the conference in A/TO (2.78), trailing teammates Kiki Rice (4th: 2.85 A/TO) and Gianna Kneepkens (3rd: 2.86 A/TO)
- The Kiwi is heating up from long distance; she shot 2-for-3 from range against No. 17 USC, 4-for-5 at No. 25 Nebraska, and 1-for-2 at Minnesota (7-10 over last 3 GP).

MS. DUGS-IT-ALL

- Graduate forward Angela Dugalic is averaging career bests in points (9.6 PPG) and rebounds (5.6 RPG) off the bench, making a continued case for Sixth Player of the Year. She's one of three players in the B1G coming off the bench (fewer than 3 GS) and averaging 9.5+ PPG, 5.5+ RPG and 1+ STL/G, and one of 12 players nationally to reach those marks. She has the most 3FGM (15) and steals (17) among her B1G peers in that category.
- She plays 23.6 minutes; Dugalic is shooting .547/.333/.750 on the season.
- The Serbian senior women's national team member had 14 points and 13 rebounds against No. 11 UNC (Nov. 13), her fourth-career double-double.
- Dugalic led UCLA in scoring for the first time this season against Southern on Nov. 23; the forward had a game-high 20 points on 8-of-15 shooting (3-6 3FG).
- The Des Plaines, Ill., native replaced an injured Lauren Betts in the starting lineup against Duke on Nov. 27; Dugalic had 12 points and a team-high eight rebounds as UCLA's starting five.
- Dugalic was UCLA's first player off the bench in the Bruins' 99-77 win over No. 14 Tennessee; she scored an efficient 14 PTS (6-7 FG), collected six boards and had three steals and a block in the effort.
- The Serbian forward cashed in 15 points (7-9 FG) against No. 19 Ohio State on Dec. 28, one day prior to her 24th birthday.

SIENNA WAITS FOR YOU

- The No. 2-ranked freshman suffered a preseason injury to her left lower leg but returns to add depth to UCLA's frontcourt.
- Freshman Sienna Betts made her long-awaited debut against Cal Poly on Dec. 16. She totaled five points and two assists in 10 minutes played; she drew six fouls and was 1-for-1 when she got a clean shot off.
- The Centennial, Colo., native got a better feel for the game against Long Beach State, scoring 15 points (6-9 FG) and grabbing 5 rebounds in 15 minutes on the floor. She also had her first-career block against the Beach.
- The younger Betts had four steals against rival USC. She followed that with 12 points and six rebounds at No. 25 Nebraska; she had five offensive boards to the Cornhuskers' seven. She's averaging 7.1 points per game (.525 FG%).

BRUIN BOMBER TRADES BAT FOR BASKETS

- Senior Megan Grant has become a two-sport athlete, signing on to play with women's basketball for the 2024-25 season.
- She scored her first collegiate basketball points after securing an offensive board against No. 11 UNC and putting back a layup in the closing seconds of the game. The bench erupted as the 2-time softball all-American celebrated her first basket.

TEAM LEADERS (2025-26)

MIN:	K. Rice (511)
MPG:	K. Rice (30.0)
FGM:	L. Betts (113)
FGA:	L. Betts (199)
FG% (Min. 1 FGM/G):	L. Betts (.568, 113-199)
3FGM:	G. Kneepkens (44)
3FGA:	G. Kneepkens (96)
3FG%:	G. Kneepkens (.458, 44-96)
FTM:	K. Rice (61)
FTA:	K. Rice (69)
FT% (Min. 10 FTA):	G. Kneepkens (.950, 19-20)
OREB:	L. Betts (52)
DRB:	K. Rice (86)
TRB:	L. Betts (137)
RPG:	L. Betts (8.6)
AST:	C. Leger-Walker (103)
APG:	C. Leger-Walker (6.1)
BLK:	L. Betts (35)
STL:	C. Leger-Walker (31)
PTS:	K. Rice (266)
PPG:	L. Betts (16.4)
AS OF: JAN. 16, 2026	

#GoBruins



TALE OF THE TAPE (2025-26 STATS)

UCLA		MARYLAND
86.4	◀ SCORING OFFENSE	85.7
56.7	◀ SCORING DEFENSE ▶	56.7
+29.7	◀ SCORING MARGIN	+29.0
.511	◀ FG%	.477
.357	FG% DEFENSE ▶	.346
.375	◀ 3FG%	.351
.279	◀ 3FG% DEFENSE	.297
8.1	◀ 3FG MADE/GAME	7.2
.776	◀ FT%	.773
43.6	◀ REBOUNDS ▶	43.6
14.2	REBOUNDING OFF. ▶	16.0
29.4	◀ REBOUNDING DEF.	27.6
+15.6	◀ REBOUND MARGIN	+14.2
21.8	◀ ASSIST	17.9
12.7	◀ TURNOVERS	16.2
1.7	◀ ASSIST/TO RATIO	1.1
8.5	STEALS ▶	10.6
4.4	◀ BLOCKS	3.7

MILESTONE WATCH

- Lauren Betts
 - POINTS (1,575)
 - Surpassed 1,500 PTS (at Penn State, 12/31)
 - REBOUNDS (846)
 - Surpassed 800 REB (at No. 19 Ohio State)
- Angela Dugalic
 - POINTS (857)
 - 143 until 1,000 PTS
 - REBOUNDS (644)
 - Surpassed 600 REB (vs. Duke, 11/27)
- Gabriela Jaquez
 - POINTS (1,154)
 - Surpassed 1,000 PTS (vs. Southern, 11/23)
 - REBOUNDS (612)
 - Surpassed 600 REB (vs. No. 17 USC, 1/3)
- Gianna Kneepkens
 - POINTS (1,856)
 - 144 until 2,000 PTS
 - REBOUNDS (572)
 - 28 until 600 REB
 - 3FGM (292)
 - 8 until 300 3FGM
- Charlissee Leger-Walker
 - POINTS (1,891)
 - 109 until 2,000 PTS
 - REBOUNDS (651)
 - Surpassed 600 REB (vs. South Florida, 11/15)
 - ASSISTS (492)
 - 8 until 500 AST
- Kiki Rice
 - POINTS (1,579)
 - Surpassed 1,500 PTS (at No. 19 Ohio State)
 - REBOUNDS (586)
 - Surpassed 500 REB (vs. No. 11 UNC, 11/13)
 - ASSISTS (507)
 - Surpassed 500 AST (at No. 25 Nebraska, 1/11)

- Grant was a three-sport star throughout her childhood and at Aragon High School in San Mateo, Calif. where she lettered in softball for four years and women's basketball and volleyball both for three years.
- In 2025, Grant set the Big Ten single-season record for home runs with 26 and ranked top 10 nationally with 81 runs batted in and a .933 slugging percentage. Career-wise, Grant ranks fourth on UCLA's all-time slugging charts (.727) and has totaled 49 home runs and 180 RBIs over 180 games. She has helped the Bruins to back-to-back Women's College World Series appearances, two Pac-12 Conference regular-season titles and a Pac-12 Tournament Championship.
- As UCLA transitions into conference play and softball season begins, Grant will join the team at home games only (barring schedule conflicts with UCLA Softball schedule).

THEY'RE *STILL* FREE

- The Bruins shot a program-best .779 from the free throw line in 2022-23 and have shot .730 or better every season since 2020-21. Currently, the Bruins connect at a .776 FT% clip with 12.8 makes per game.
- Gianna Kneepkens (.950, 19-20 FT) leads the way with a nearly unblemished FT shooting percentage; senior Kiki Rice is 61-of-69 on the year, good for a .884 split from the line.
- Senior Gabriela Jaquez (44-50 FT, .880 FT%) is the third Bruin shooting 85 percent or better from the line. Freshman Lena Bilic is a perfect 3-for-3 from the line.
- Center Lauren Betts is shooting .673 (37-55 FT) through 16 games played; Betts shot .620 FT% in 2024-25.

INJURY REPORT

- Senior Timea Gardiner continues to miss time to begin the 2025-26 season recovering from off-season surgery (April 2025). In the postgame press conference following Long Beach State, Coach Close announced the program is working on another year of eligibility for Gardiner; Coach is hopeful Gardiner will return to the lineup after the new year.

NEWCOMERS IN WESTWOOD

#3 Christina Karamouzi | G | Fr.

- Joins the Bruins from Stockholm, Sweden. Provides hustle and 3-point shooting off the bench.
- #9 Lena Bilic | G/F | Fr.
- The 6-foot-3 guard was the leading scorer at the FIBA U18 Women's EuroBasket (Div. B) this summer, averaging 23.6 points per game and leading third-place Croatia to a 6-1 record at the tournament in Lithuania.
 - Bilic scored 41 points to lift Croatia to the bronze medal (15-29 FG, 6-12 3FG, 5-7 FT).
- #16 Sienna Betts | F | Fr.
- The Bruin freshman comes to Westwood as the number-two ranked recruit in the 2025 HoopGurlz Recruiting Rankings.
 - Betts averaged 23.0 points, 16.5 rebounds, 4.9 assists, 3.4 blocks and 2.3 steals her senior season at Grandview High School, where she won her third state championship in four years.

BRUINS EVERYWHERE ON 2025-26 PRESEASON WATCH LISTS

- UCLA has four players on the **Naismith Trophy Women's College Player of the Year Watch List**: guards Gianna Kneepkens, Charlisse Leger-Walker and Kiki Rice join center Lauren Betts in the 50-person preseason list.
- The Bruins have a student-athlete on every positional player of the year preseason watch list: point guard Kiki Rice, **2026 Nancy Lieberman Award**; shooting guard Gianna Kneepkens, **2026 Ann Meyers Drysdale Award**; small forward Gabriela Jaquez, **2026 Cheryl Miller Award**; power forward Sienna Betts, **2026 Katrina McClain Award**; center Lauren Betts, **2026 Lisa Leslie Award** - Betts claimed the 2025 Lisa Leslie Center of the Year Award for her stellar junior campaign.
- UCLA is one of three programs with a student-athlete on each of the Naismith Basketball Hall of Fame positional player of the year award watch lists: LSU, South Carolina, and UCLA.
- Betts was named to the **Wade Trophy** watch list on Wednesday, Nov. 5. The Wade Trophy is presented to the best player in college women's basketball annually.
- Lauren Betts and Sienna Betts were joined by Gianna Kneepkens and Kiki Rice on the **John R. Wooden Award, presented by Principal, 2025-26 Women's Preseason Top 50 Watchlist** the Los Angeles Athletic Club announce on Nov. 18.

INTERNATIONAL BRUINS - SUMMER OF 2025

2025 FIBA Women's EuroBasket (Angela Dugalic - Serbia)

- Dugalic joined the Serbia women's senior national team for the 2025 FIBA Women's EuroBasket, competing in Italy in early June. She averaged 10 points and 5.7 rebounds per game - Dugalic was Serbia's leading rebounder for its three-game stint in the group phase.
- She started group play scoring six points against host Italy; Dugalic also snagged seven rebounds and a steal in 36 minutes played. She followed that with four points and eight rebounds against Lithuania. Dugalic had a scoring outburst against Slovenia, pouring in 20 points on

SUPERLATIVE TEAM STATS

POINTS OFF TURNOVERS

TEAM	TOTAL	PER GAME
UCLA	339	19.9
OPP	187	11.0

POINTS IN THE PAINT

TEAM	TOTAL	PER GAME
UCLA	730	42.9
OPP	404	23.8

SECOND CHANCE POINTS

TEAM	TOTAL	PER GAME
UCLA	267	15.7
OPP	139	8.2

FAST BREAK POINTS

TEAM	TOTAL	PER GAME
UCLA	225	13.2
OPP	103	6.1

BENCH POINTS

TEAM	TOTAL	PER GAME
UCLA	302	17.8
OPP	252	14.8

FREE THROW PERCENTAGE

TEAM	FTA-FTM	PERCENT
UCLA	218-281	.776
OPP	129-172	.750

POINTS FROM 3-POINTERS

TEAM	TOTAL	PER GAME
UCLA	411	24.2
OPP	297	17.5

POINTS FROM 2-POINTERS

TEAM	TOTAL	PER GAME
UCLA	840	49.4
OPP	538	31.6



UCLA W. Basketball celebrates the 2024-25 season and Final Four run with a pre-game ring ceremony prior to the Nov. 23 matchup with Southern.

7-of-10 shooting (3-6 3FG) in the effort. Serbia did not advance to the quarterfinals after going 0-3 in group play.

FIBA Women's AmeriCup 2025 (Gabriela Jaquez - Mexico; Gianna Kneepkens - USA)

- Jaquez joined Team Mexico for the second-consecutive summer, also competing at the FIBA Women's AmeriCup 2025 in Chile. In her AmeriCup debut, she averaged 12.0 points per game, which ranked eighth amongst all players at the international competition.
- She began the tournament with a 22-point performance (8-19 FG, 3-8 3FG) against host Chile in Mexico's opening day win. She had 15 points against Puerto Rico in the group stage and 15 against Brazil in the quarterfinal round. The Bruin guard was on the boards against Brazil, collecting eight rebounds in the loss. Jaquez had 15 points, eight rebounds and an assist in Mexico's 30-point win over the Dominican Republic in the final game of the tournament, helping Mexico to a seventh-place finish.
- The Camarillo, Calif., native was recognized with the tournament's Rising Star award for her outstanding and impactful performance with the Mexican senior national team; in addition to 12.0 points, she also averaged 6.1 rebounds and 1.1 assists per game.
- Graduate transfer Gianna Kneepkens made her first-ever appearance with USA Basketball at the FIBA Women's AmeriCup 2025 in Chile this summer. Kneepkens was just shy of a double-digit scoring average, putting up 9.7 points per game through seven appearances.
- Kneepkens opened the tournament scoring 12 points (3-5 FG, 2-3 3FG) against host Chile in the first game of her international career. She also corralled four rebounds, assisted twice and snatched two steals. Against Puerto Rico, Kneepkens had 14 points on 5-of-8 shooting as the United States coasted to an 80-62 win. Kneepkens best performance came against Mexico and new teammate Gabriela Jaquez; the guard scored 20 points (7-10 FG, 4-7 3FG), grabbed five boards and had two steals in the rout of Mexico. She followed that with a 14-point outing against the Dominican Republic in the quarterfinals; Kneepkens was +45 in 19 minutes as USA claimed a dominant win to advance (110-44).
- The Duluth, Minn., native finished the tournament averaging 3.6 rebounds and 1.4 assists per game. The sharpshooter put up an impressive .548/.500/1.000 split and proved herself an offensive weapon on the international stage.

FIBA U18 Women's EuroBasket Division B in Lithuania (Lena Bilic - Croatia)

- Croatian phenom Lena Bilic helped lead her junior national team to a 6-1 record at the FIBA U18 Women's EuroBasket Division B in Lithuania; with a third-place finish, Croatia has earned a promotion to next summer's top division tournament.
- Bilic led the U18 Division B tournament in scoring, averaging 23.6 points per game as a focal point of Croatia's impressive offense. She opened the games with 23 points against Great Britain, which included a game-winning jumper from the short corner as Croatia squeaked out a one-point win. Croatia coasted to a 76-point win in the next game against Norway; Bilic had 15 points in 17 minutes on the floor. The Croatian caught fire in the last two games of the group phase and picked up her defensive effort; Bilic had 24 points, six rebounds, five assists, six steals and three blocks against Bulgaria before clearing the 30-point hurdle her next game. Croatia needed all of her 32 points (10-18 FG, 3-6 3FG) against Denmark in the 100-98 win – she also racked up five rebounds, seven assists and five steals in the nail-biter. Croatia dropped its first and only match of the tournament against Germany in the semifinal round, and Bilic responded by leaving everything on the court in the third-place game against Lithuania. She had 41 points (15-29 FG, 6-12 3FG) in the bronze medal match as Croatia took down host Lithuania 88-83. Bilic also had five rebounds, seven assists and four steals as Croatia earned its promotion.
- She averaged 6.0 rebounds, 4.1 assists, 2.9 steals and 1.4 blocks per game, earning Bilic a spot on the All-Star Five for the tournament.

FIBA U19 Women's Basketball World Cup (Sienna Betts - USA)

- Betts and the US junior national team dominated their competition at the FIBA U19 Women's Basketball World Cup in Brno, Czechia; the USA squad went 7-0 on the way to a gold medal. Betts averaged 14.6 points and 10 rebounds per game, which ranked 11th and second in the tournament,

respectively, and shot .587 from the floor.

- The Centennial, Colo., native exploded for 25 points (11-12 FG) against South Korea in the opening game as the USA claimed a 134-53 victory. Betts captured a double-double in five of her seven appearances with Team USA and impressed defensively – she had 13 points, 13 rebounds, five blocks and three steals against Hungary in game two of the tournament. China had no answer for the big; she had 21 points (10-17 FG), 10 rebounds, three blocks and two steals to close out the group phase. Betts averaged 2.1 blocks and 1.0 steals per game with the undefeated United States team. She put up 11 points (5-8 FG), 11 rebounds and a block in her gold medal effort; Betts played 39 minutes to help lift USA past Australia in the championship game.

2024-25 BIG TEN END-OF-SEASON AWARDS

The Bruins earned a number of nods in the first year in the Big Ten. Unanimous selections delineated with an asterisk*.

- **Lauren Betts:** First Team All-Big Ten (Coaches* + Media*), All-Defensive (Coaches* + Media), Defensive Player of the Year (Coaches* + Media)
- **Kiki Rice:** First Team All-Big Ten (Coaches* + Media)
- **Janiah Barker:** Sixth Player of the Year (Coaches + Media)
- **Gabriela Jaquez:** All-Big Ten Honorable Mention (Media)
- **Londynn Jones:** All-Big Ten Honorable Mention (Coaches)

2024-25 IN REVIEW - THE YEAR OF "FIRSTS" FOR UCLA

- A historic season for the Bruins in 2024-25, UCLA set a new standard for winning with its return to the NCAA Final Four.
- UCLA claimed the No. 1 spot in the Associated Press Top 25 Women's Basketball Poll after defeating then-No. 1 South Carolina on Nov. 24. The Bruins sat atop the AP poll for 12 weeks, setting the record for the longest streak at No. 1 for a Big Ten WBB program in conference history after nine weeks at the top spot. UCLA reclaimed No. 1 after taking down USC in the B1G tournament championship game and finished the regular season with 14 weeks atop the AP poll.
- The Bruins captured the 2025 TIAA Big Ten Women's Basketball Tournament trophy, downing rival USC 72-67 in the championship game. It's the first conference tournament title for the Bruins since the 2006 Pac-10 tournament championship.
- The Bruins have hosted the First and Second Rounds in each of the last three seasons; UCLA's No. 1 seed in the 2025 tournament is the highest seeding in program history.

2024-25 NATIONAL AWARDS AND HONORS

- Betts was named **First Team All-America** by the Associated Press in 2024-25, marking the first time a Bruin has collected that honor in program history. Rice was also named **AP All-America Honorable Mention** on Wednesday, March 19. Betts was named **USBWA First Team All-America**, joining Natalie Williams (1993, 1994) as a first teamer from Westwood, **Naismith First Team All-America**, and **WBCA First Team All-America**.
- Betts named the **2025 Naismith Women's Defensive Player of the Year**, the Atlanta Tipoff Club announced on April 2. She was also named to the **John R. Wooden Award Women's All America Team** and is in the Wooden Award Top 5. The center was honored as the **2025 Lisa Leslie Center of the Year**, as announced by the Naismith Basketball Hall of Fame and WBCA.
- Coach Cori Close was named **USBWA Coach of the Year** on Thursday, March 20, **2025 Werner Ladder Naismith Women's Coach of the Year** on Wednesday, April 2. She swept Coach Tony Newnan was named **WBCA NCAA DI Assistant Coach of the Year** on Wednesday, March 26.
- Kiki Rice added some hardware to her trophy cabinet; she was named to the **2024-25 Academic All-America Division I women's basketball team by the College Sports Communicators (CSC)**. Rice also earned the **NCAA Elite 90 Award**, which honors the student-athlete with the highest GPA at each NCAA championship. The Bruin Point Guard was also a **Arthur Ashe Jr. Award Sports Scholar**, named women's basketball sport winner.

MISCELLANEOUS STATS (2025-26)

GAMES PLAYED		
PLAYER	2025-26	CAREER
Gabriela Jaquez	17	124
Charlissee Leger-Walker	17	122
Kiki Rice	17	122
Gianna Kneepkens	17	121
Angela Dugalic	17	120
Lauren Betts	16	112
Lena Bilic	16	16
Amanda Muse	15	34
Megan Grant	12	12
Christina Karamouzi	12	12
Timea Gardiner		86

GAMES STARTED		
PLAYER	2025-26	CAREER
Charlissee Leger-Walker	17	122
Gabriela Jaquez	17	58
Kiki Rice	16	119
Gianna Kneepkens	16	112
Lauren Betts	16	77
Angela Dugalic	3	67
Timea Gardiner		17

DOUBLE-DOUBLES		
PLAYER	2025-26	CAREER
Lauren Betts	7	38
20 points, 10 rebounds vs. No. 11 UNC (Nov. 13, 2025)		
24 points, 14 rebounds vs. Oregon (Dec. 7, 2025)		
20 points, 10 rebounds vs. Cal Poly (Dec. 16, 2025)		
18 points, 16 rebounds vs. No. 19 Ohio State (Dec. 28, 2025)		
18 points, 12 rebounds vs. No. 17 USC (Jan. 3, 2026)		
18 points, 10 rebounds vs. No. 25 Nebraska (Jan. 11, 2026)		
17 points, 10 rebounds vs. Minnesota (Jan. 14, 2026)		

Kiki Rice	2	6
15 points, 10 rebounds vs. No. 11 UNC (Nov. 13, 2025)		
20 points, 11 rebounds vs. No. 14 Tennessee (Nov. 30, 2025)		

Angela Dugalic	1	4
14 points, 13 rebounds vs. No. 6 Oklahoma (Nov. 10, 2025)		

Gabriela Jaquez	1	4
15 points, 11 rebounds vs. SDSU (Nov. 3, 2025)		

Gianna Kneepkens	1	5
10 points, 10 rebounds vs. Long Beach State (Dec. 20, 2025)		

Timea Gardiner		8
----------------	--	---

TRIPLE-DOUBLES		
PLAYER	2025-26	CAREER
Kiki Rice		1
14 points, 10 rebounds, 10 assists vs. CSUN (Dec. 7, 2023)		

DOUBLE-FIGURE POINTS		
PLAYER	2025-26	CAREER
Kiki Rice	16	91
Gianna Kneepkens	13	93
Gabriela Jaquez	13	50
Lauren Betts	12	64
Angela Dugalic	7	35
Charlissee Leger-Walker	6	95
Sienna Betts	3	3
Lena Bilic	2	2
Timea Gardiner		40

DOUBLE-FIGURE REBOUNDS		
PLAYER	2025-26	CAREER
Lauren Betts	7	40
Kiki Rice	2	5
Angela Dugalic	1	8
Gabriela Jaquez	1	5
Gianna Kneepkens	1	5
Timea Gardiner		8

DOUBLE-FIGURE ASSISTS		
PLAYER	2025-26	CAREER
Charlissee Leger-Walker	2	7
Kiki Rice		7
Lauren Betts		1

30-PLUS POINT GAMES		
PLAYER	2025-26	CAREER
Lauren Betts		4
Gabriela Jaquez		1

20-PLUS POINT GAMES		
PLAYER	2025-26	CAREER
Lauren Betts	5	33
Kiki Rice	4	16
Gabriela Jaquez	3	9
Gianna Kneepkens	2	29
Charlissee Leger-Walker	1	38
Angela Dugalic	1	2
Timea Gardiner		4

LED TEAM IN SCORING		
PLAYER	2025-26	CAREER
Lauren Betts	8	40
Gabriela Jaquez	5	14
Kiki Rice	3	18
Gianna Kneepkens	2	47
Angela Dugalic	1	5
Timea Gardiner		12

LED TEAM IN REBOUNDING		
PLAYER	2025-26	CAREER
Lauren Betts	10	48
Kiki Rice	4	19
Gabriela Jaquez	3	11
Angela Dugalic	2	24
Gianna Kneepkens	1	

Timea Gardiner	11
----------------	----

LED TEAM IN ASSISTS		
PLAYER	2025-26	CAREER
Charlissee Leger-Walker	11	
Kiki Rice	6	53
Lauren Betts	3	6
Gianna Kneepkens	2	
Gabriela Jaquez	1	8
Angela Dugalic		4

UCLA STREAKS	
WINS AND LOSSES	
Overall	Won 10
Conference	Won 6
Unranked Teams Anywhere	Won 39
Ranked Teams Anywhere	Won 4
Home	Won 9
Home Conference	Won 2
Home Non-conference	Won 41
Home Ranked Non-conference	Won 3
Home Unranked Non-conference	Won 38
Home Ranked Teams	Won 2
Home Unranked Teams	Won 16

Road	Won 6
Road Conference	Won 6
Road Non-conference	Won 5
Road Ranked Non-conference	Won 1
Road Unranked Non-conference	Won 5
Road Ranked Teams	Won 2
Road Unranked Teams	Won 19

Neutral	Won 1
Neutral Conference	Won 3
Neutral Non-conference	Won 1
Neutral Ranked Non-conference	Lost 1
Neutral Unranked Non-conference	Won 9
Neutral Ranked Teams	Lost 1
Neutral Unranked Teams	Won 13

CONSECUTIVE GAMES WITH A 3-POINTER	
Charlissee Leger-Walker	3
Kiki Rice	2
Angela Dugalic	1

CONSECUTIVE GAMES WITH 10+ POINTS	
Lauren Betts	8
Kiki Rice	7
Gabriela Jaquez	3

CONSECUTIVE GAMES WITH 5+ REBOUNDS	
Lauren Betts	5
Gabriela Jaquez	1

CONSECUTIVE GAMES WITH 2+ ASSISTS	
Charlissee Leger-Walker	17
Kiki Rice	12
Gianna Kneepkens	7
Angela Dugalic	1

CONSECUTIVE GAMES WITH 1+ STEAL	
Charlissee Leger-Walker	10
Kiki Rice	2
Gianna Kneepkens	1

CONSECUTIVE GAMES STARTED (in games played)	
Lauren Betts	61
Gabriela Jaquez	47
Charlissee Leger-Walker	17 (@UCLA, 122 Career)
Kiki Rice	16
Gianna Kneepkens	11

UCLA SINGLE-GAME RECORDS			
POINTS			
Player	Points	Date	Opponent
Denise Curry	47	12/15/79	Oregon State
Natalie Williams	43	02/24/94	at California
Dora Dome	42	02/05/87	California
Denise Curry	40	01/20/81	Cal State Fullerton
Denise Curry	40	02/09/80	at Cal Poly Pomona
Maylana Martin	39	02/24/00	at Oregon
Ann Meyers	39	01/18/78	at Long Beach State
Rehema Stephens	39	01/18/92	at Stanford
Rehema Stephens	39	12/30/90	James Madison
Maylana Martin	38	02/20/99	at USC
Denise Curry	38	03/25/79	Tennessee
Denise Curry	38	12/15/79	Stanford
Denise Curry	38	01/16/79	LSU
Rehema Stephens	37	12/16/90	at Tennessee
Nirra Fields	36	12/28/13	Cal Poly
Nikki Blue	36	03/05/05	Arizona State
Denise Curry	36	12/26/79	BYU
Rehema Stephens	36	12/28/90	Utah
Michelle Greco	36	11/17/01	at Michigan State
Charisma Osborne	36	03/20/23	Oklahoma

REBOUNDS			
Player	Rebounds	Date	Opponent
Monique Billings	25	02/19/17	Washington State
Natalie Williams	25	02/20/94	Arizona State
Denise Curry	25	03/10/78	at Long Beach State
Natalie Williams	23	02/04/94	at USC
Monique Billings	22	12/18/16	at South Carolina
Janae Hubbard	22	03/06/99	Arizona
Natalie Williams	22	03/14/92	at Oregon
Denise Curry	22	12/09/78	San José State
Natalie Williams	21	01/13/93	Oregon
Natalie Williams	21	12/29/92	Michigan State
Jasmine Dixon	20	02/27/10	at Oregon
Kisa Hughes	20	12/03/94	at Boise State
Natalie Williams	20	01/16/93	Oregon State
Ann Meyers	20	03/18/78	Stephen F. Austin

ASSISTS			
Player	Assists	Date	Opponent
Jordin Canada	16	03/18/17	Boise State
Erica Gomez	16	01/05/99	Arizona State
Erica Gomez	15	12/06/95	Long Beach State
Ann Meyers	15	02/13/76	at Fresno State
Kristi Moore	15	01/31/87	at Washington State
Jordin Canada	14	02/24/18	Utah
Jordin Canada	14	12/11/16	Michigan
Nikki Blue	14	01/22/05	at California
Jordin Canada	13	02/19/18	at #8 Oregon
Jordin Canada	13	11/18/17	#3 Baylor
Jordin Canada	13	01/15/17	Oregon
Detra Lockhart	13	01/15/94	California
Mary Hegarty	13	02/04/83	at Arizona State
Charisma Osborne	12	02/28/21	USC
Kiki Rice	12	01/15/23	California
Seven Times	12		

BLOCKS			
Player	Blocks	Date	Opponent
Lauren Betts	9	1/20/25	No. 25 Baylor
Lauren Betts	7	1/15/25	Penn State
Lauren Betts	7	3/7/25	Nebraska
Corrine Costa	7	02/08/14	at USC
Corrine Costa	7	12/21/13	Auburn
Corrine Costa	7	02/02/12	Washington
Corrine Costa	7	12/29/11	California
Monique Billings	6	01/31/16	at Utah
Corrine Costa	6	04/04/15	at West Virginia
Natalie Williams	6	03/06/92	Arizona
Lauren Betts	6	12/30/23	No. 6 USC
Lauren Betts	6	2/20/25	No. 25 Illinois
Monique Billings	5	01/27/17	Arizona State
Monique Billings	5	11/11/16	Pacific
Monique Billings	5	03/19/16	Hawai'i
Monique Billings	5	01/05/15	Oregon
Lauren Betts	5	12/18/23	at No. 13 Ohio State
Lauren Betts	5	1/23/25	at Rutgers
10 Times	5		

STEALS			
Player	Steals	Date	Opponent
Sandra VanEmbriggs	13	02/12/87	Arizona
Ann Meyers	12	02/25/77	at San Diego State
Jordin Canada	11	11/10/17	San José State
Nicole Anderson	10	02/05/93	Washington
Ann Meyers	10	03/18/78	Stephen F. Austin
Lisa Willis	9	12/22/05	Oregon State
Detra Hanible	9	02/27/80	USC
Jeanne Beauprey	9	12/18/79	Oregon State
Ann Meyers	9	02/11/76	USC

FOR THE RECORD IN 2025-26		
	BIG TEN	OVERALL
Tied or Leading at the end of 1Q	6-0	15-0
Tied or Leading at the end of 2Q	6-0	16-0
Tied or Leading at the end of 3Q	6-0	16-0
Trailing at the end of 1Q	0-0	1-1
Trailing at the end of 2Q	0-0	0-1
Trailing at the end of 3Q	0-0	0-1
In Overtime Games	0-0	0-0
Against Ranked Opponents	2-0	5-1
UCLA Scores 80+ Points	5-0	12-0
UCLA Scores 70-79 Points	1-0	4-0
UCLA Scores 60-69 Points	0-0	0-1
UCLA Scores Under 60 Points	0-0	0-0
Opponent Scores 80+ Points	0-0	0-0
Opponent Scores 70-79 Points	1-0	2-1
Opponent Scores 60-69 Points	2-0	4-0
Opponent Scores 50-59 Points	2-0	6-0
Opponent Scores Under 50 Points	1-0	4-0
UCLA FG% .500 or Better	3-0	10-0
UCLA FG% .450-.499	2-0	4-1
UCLA FG% .400-.449	1-0	1-0
UCLA FG% .350-.399	0-0	1-0
UCLA FG% .300-.349	0-0	0-0
UCLA FG% Less Than .300	0-0	0-0
Opponent FG% Less Than .300	1-0	3-0
Opponent FG% .300-.349	1-0	6-0
Opponent FG% .350-.399	1-0	3-0
Opponent FG% .400-.449	3-0	4-1
Opponent FG% .450-.499	0-0	0-0
Opponent FG% .500 or Better	0-0	0-0
UCLA Outshoots Opponent	6-0	16-1
UCLA Outshot by Opponent	0-0	0-0
Shooting % Tied	0-0	0-0
UCLA Makes More Free Throws	4-0	13-0
UCLA Makes Fewer Free Throws	2-0	3-1
Free Throws Are Tied	0-0	0-0
UCLA Leads In Rebounds	6-0	15-1
Opponent Leads In Rebounds	0-0	1-0
Rebounding Tied	0-0	0-0
UCLA Has Fewer Turnovers	2-0	6-0
UCLA Has More Turnovers	3-0	9-1
Turnovers Tied	1-0	1-0
Margin in Game is 1-5 Points	0-0	0-0
Margin in Game is 6-10 Points	1-0	1-0
Margin in Game is 11-19 Points	1-0	3-1
Margin in Game is 20+ Points	4-0	12-0
1 Player in Double Figures	0-0	0-0
2 Players in Double Figures	0-0	0-0
3 Players in Double Figures	2-0	2-1
4 Players in Double Figures	2-0	8-0
5 Players in Double Figures	1-0	3-0
6 Players in Double Figures	1-0	3-0
All 5 Starters in Double Figures	1-0	4-0
On Mondays	0-0	2-0
On Tuesdays	0-0	1-0
On Wednesdays	2-0	2-1
On Thursdays	0-0	3-0
On Fridays	0-0	0-0
On Saturdays	1-0	3-0
On Sundays	3-0	5-0
In November	0-0	8-1
In December	3-0	5-0
In January	3-0	3-0
In February	0-0	0-0
In March	0-0	0-0
In April	0-0	0-0

UCLA'S 2025-26 STARTING LINEUPS						
OPPONENT	1	2	3	4	5	Record
SAN DIEGO STATE	C. Leger-Walker	G. Kneepkens	G. Jaquez	A. Dugalic	L. Betts	1-0
UC SANTA BARBARA	K. Rice	C. Leger-Walker	G. Kneepkens	G. Jaquez	L. Betts	2-0
No. 6/7 OKLAHOMA	K. Rice	C. Leger-Walker	G. Kneepkens	G. Jaquez	L. Betts	3-0
No. 11/8 UNC	K. Rice	C. Leger-Walker	G. Kneepkens	G. Jaquez	L. Betts	4-0
SOUTH FLORIDA	K. Rice	C. Leger-Walker	G. Kneepkens	G. Jaquez	L. Betts	5-0
SOUTHERN	K. Rice	C. Leger-Walker	G. Jaquez	A. Dugalic	L. Betts	6-0
No. 4/4 TEXAS	K. Rice	C. Leger-Walker	G. Kneepkens	G. Jaquez	L. Betts	6-1
DUKE	K. Rice	C. Leger-Walker	G. Kneepkens	G. Jaquez	A. Dugalic	7-1
No. 14/11 TENNESSEE	K. Rice	C. Leger-Walker	G. Kneepkens	G. Jaquez	L. Betts	8-1
RV/RV OREGON*	K. Rice	C. Leger-Walker	G. Kneepkens	G. Jaquez	L. Betts	9-1
CAL POLY	K. Rice	C. Leger-Walker	G. Kneepkens	G. Jaquez	L. Betts	10-1
LONG BEACH STATE	K. Rice	C. Leger-Walker	G. Kneepkens	G. Jaquez	L. Betts	11-1
No. 19/19 OHIO STATE*	K. Rice	C. Leger-Walker	G. Kneepkens	G. Jaquez	L. Betts	12-1
PENN STATE*	K. Rice	C. Leger-Walker	G. Kneepkens	G. Jaquez	L. Betts	13-1
No. 17/16 USC*	K. Rice	C. Leger-Walker	G. Kneepkens	G. Jaquez	L. Betts	14-1
No. 25/RV NEBRASKA*	K. Rice	C. Leger-Walker	G. Kneepkens	G. Jaquez	L. Betts	15-1
RV/RV NEBRASKA*	K. Rice	C. Leger-Walker	G. Kneepkens	G. Jaquez	L. Betts	16-1

*Big Ten Conference game
 **Big Ten Tournament game
 ^NCAA Tournament game

SEASON OPENERS

YEAR	RESULT	W/L	REC.	H/A	DATE
2025-26	UCLA 77, San Diego State 53	W	37-15	N ¹⁰	11/03/25
2024-25	UCLA 66, Louisville 59	W	36-15	N ⁹	11/04/24
2023-24	UCLA 92, Purdue 49	W	35-15	H	11/06/23
2022-23	UCLA 84, Cal Poly 48	W	34-15	H	11/07/22
2021-22	UCLA 78, Pepperdine 69	W	33-15	H	11/10/21
2020-21	UCLA 98, Cal State Fullerton 49	W	32-15	H	11/27/20
2019-20	UCLA 85, Weber State 45	W	31-15	H	11/05/19
2018-19	Loyola Marymount 69, UCLA 63	L	30-15	A	11/06/18
2017-18	UCLA 129, San José State 69	W	30-14	H	11/10/17
2016-17	UCLA 82, Pacific 55	W	29-14	H	11/11/16
2015-16	UCLA 73, St. John's 58	W	28-14	H	11/13/15
2014-15	James Madison 91, UCLA 87 (ot)	L	27-14	A	11/14/14
2013-14	Nebraska 77, UCLA 49	L	27-13	A	11/08/13
2012-13	UCLA 66, San Diego State 52	W	27-12	H	11/10/12
2011-12	UCLA 67, McNeese State 59	W	26-12	H	11/11/11
2010-11	UCLA 55, San Diego St. 48	W	25-12	A	11/12/10
2009-10	Illinois State 61, UCLA 55	L	24-12	N ⁸	11/14/09
2008-09	UCLA 78, Cal State Fullerton 62	W	24-11	H	11/16/08
2007-08	UCLA 81, Cal State Northridge 69	W	23-11	A	11/14/07
2006-07	UCLA 87, UC Santa Barbara 62	W	22-11	H	11/12/06
2005-06	Baylor 93, UCLA 85	L	21-11	A	11/18/05
2004-05	TCU 65, UCLA 60	L	21-10	N ⁷	11/19/04
2003-04	UCLA 61, UNLV 51	W	21-9	H	11/23/03
2002-03	Hawaii 70, UCLA 66	L	20-9	A	11/23/02
2001-02	UCLA 62, Liberty 55	W	20-8	N ⁶	11/16/01
2000-01	Duke 80, UCLA 52	L	19-8	N ⁵	11/10/00
1999-00	UCLA 69, North Carolina 65	W	19-7	N ⁴	11/20/99
1998-99	Notre Dame 99, UCLA 82	L	18-7	A	11/14/98
1997-98	St. Mary's 83, UCLA 63	L	18-6	A	11/21/97
1996-97	UCLA 73, San Diego 61	W	18-5	A	11/23/96
1995-96	UCLA 87, San Diego 69	W	17-5	H	11/24/95
1994-95	N.C. State 58, UCLA 55	L	16-5	H	11/25/94
1993-94	UCLA 71, UCSB 54	W	16-4	H	11/27/93
1992-93	UCLA 99, CS Fullerton 66	W	15-4	H	12/02/92
1991-92	UCLA 80, Pepperdine 69	W	14-4	A	11/22/91
1990-91	Iowa 81, UCLA 52	L	13-4	A	11/24/90
1989-90	UCLA 73, Eastern Illinois 70	W	13-3	H	11/24/89
1988-89	N.C. State 67, UCLA 60	L	12-3	N ¹	11/25/88
1987-88	S.F. Austin 71, UCLA 61	L	12-2	N ²	11/27/87
1986-87	UCLA 68, UC Irvine 58	W	12-1	N	11/30/86
1985-86	Washington 68, UCLA 50	L	11-1	N ³	11/22/85
1984-85	UCLA 74, Pepperdine 49	W	11-0	H	11/24/84
1983-84	UCLA 78, Hawaii 67	W	10-0	A	11/24/83
1982-83	UCLA 96, BYU 86	W	9-0	A	11/24/82
1981-82	UCLA 83, BYU 73	W	8-0	H	11/27/81
1980-81	UCLA 96, UC Irvine 30	W	7-0	H	11/18/80
1979-80	UCLA 102, Pacific 41	W	6-0	H	12/08/79
1978-79	UCLA 73, San Francisco 58	W	5-0	H	12/01/78
1977-78	UCLA 85, San Jose State 70	W	4-0	H	12/08/77
1976-77	UCLA 83, Baylor 79	W	3-0	H	12/04/76
1975-76	UCLA 77, Sacramento State 37	W	2-0	H	12/13/75
1974-75	UCLA 106, UC Irvine 13	W	1-0	A	01/09/74

Note: 1 = at Cincinnati, OH; 2 = at Honolulu, HI; 3 = at Seattle Pacific; 4 = at Lubbock, TX; 5 = at Albuquerque, NM; 6 = East Lansing, MI; 7 = Miami, FL; 8 = Iowa City, IA; 9 = Paris, France; 10 = Anaheim, CA

OVERTIME GAMES

Record in Overtime: 25-20; Triple Overtime: 2-0; Double Overtime: 1-3; Home Overtime: 13-6; Away Over-time: 7-10; Neutral Overtime: 5-4 *NCAA Tournament game

DATE	RESULT	W/L
03/09/24	No. 6 UCLA 70, No. 5 USC 80	L
01/22/24	No. 5 UCLA 81, No. 18 Utah 94	L
03/01/23	No. 5 UCLA 81, No. 12 Arizona State 70	W
02/03/23	No. 14 UCLA 66, No. 22 Arizona 71	L
01/27/23	No. 8 UCLA 70, No. 25 Colorado 73	L
11/21/22	No. 20 UCLA 66, Marquette 58	W
03/24/22	UCLA 82, Wyoming 81	W
01/17/21	No. 8 UCLA 68, No. 25 Washington State 66	W
02/17/20	No. 8 UCLA 83, No. 15 Oregon State 74	W
02/09/20	No. 10 UCLA 74, California 70	W
01/24/20	No. 10 UCLA 85, Washington 80	W
03/09/19	No. 20 UCLA 83, No. 6 Oregon 88 at Las Vegas	L
01/04/19	No. 18/19 California 79, UCLA 84 at Berkeley, CA	W
11/23/18	Kentucky 75, UCLA 74 in St. Thomas, U.S. Virgin Islands	L
2/24/18	UCLA 78, Utah 71 in Pauley Pavilion	W
2/19/18	No. 8 Oregon 101, UCLA 94 at Eugene, OR	L
2/16/18	No. 15 Oregon State 67, UCLA 64 at Corvallis, OR	L
03/05/16	UCLA 73, California 67 at Seattle, WA	W
12/21/15	California 108, UCLA 104 2ot at Berkeley, CA	L
11/28/15	Notre Dame 92, UCLA 84 at Freeport, Bahamas	L
11/14/14	James Madison 91, UCLA 87 at Harrisonburg, VA	L
12/16/12	UCLA 53, St. John's 52 at Jamaica, NY	W
02/02/12	UCLA 79, Washington 73 in Wooden Center	W
01/29/12	UCLA 62, Colorado 54 at Boulder, CO	W
11/18/10	UCLA 86, Notre Dame 83 2ot at South Bend, IN	W
01/06/08	California 73, UCLA 70 in Pauley Pavilion	L
12/20/06	UCLA 77, California 68 in Pauley Pavilion	W
03/06/06	UCLA 85, Stanford 76 at San Jose, CA	W
01/29/06	UCLA 90, California 87 in Pauley Pavilion	W
12/17/05	UCSB 90, UCLA 81 at Santa Barbara, CA	L
01/23/04	Stanford 78, UCLA 71 in Pauley Pavilion	L
01/20/01	UCLA 59, Arizona 56 in Pauley Pavilion	W
11/23/99	UCLA 84, Texas 77 in Pauley Pavilion	W
12/27/97	UCLA 96, Rutgers 93 in Pauley Pavilion	W

12/18/97	North Carolina 82, UCLA 78 at Chapel Hill, NC	L
11/30/97	Notre Dame 93, UCLA 91 2ot in Pauley Pavilion	L
03/09/96	Washington State 88, UCLA 81 at Pullman, WA	L
01/20/96	UCLA 89, Arizona 85 in Pauley Pavilion	W
02/10/95	Washington 57, UCLA 54 in Wooden Center	L
01/03/94	UCLA 88, Rutgers 78 in Pauley Pavilion	W
03/14/90	Arkansas 90, UCLA 80 at Fayetteville, AR*	L
01/05/87	UCLA 67, Notre Dame 65 in Pauley Pavilion	W
12/30/85	UCLA 82, North Carolina 71 in Pauley Pavilion	W
12/07/84	New Orleans 75, UCLA 73 in Pauley Pavilion	L
03/10/78	UCLA 79, Long Beach State 78 at Stanford, CA	W

20-POINT, 20-REBOUND GAMES BY THE BRUINS

Natalie Williams	32 pts., 25 reb. vs. Arizona State 2/20/94
Jasmine Dixon	31 pts., 20 reb. at Oregon, 2/27/10
Natalie Williams	28 pts., 23 reb. at USC 2/4/94
Natalie Williams	29 pts., 22 reb. vs. Oregon 3/14/92
Denise Curry	28 pts., 22 reb. vs. San Jose St. 12/9/78
Natalie Williams	27 pts., 21 reb. vs. Oregon 1/13/93
Natalie Williams	23 pts., 21 reb. vs. Michigan St. 12/29/92

BRUIN QUADRUPLE-DOUBLES

Ann Meyers	20 points, 14 rebounds, 10 assists, 10 steals vs. Stephen F. Austin, 2/18/78
------------	--

BRUIN TRIPLE-DOUBLES

Kiki Rice	14 points, 10 rebounds, 10 assists vs. CSUN, 12/7/23
Charisma Osborne	18 points, 10 rebounds, 12 assists vs. USC, 2/26/21
Japreece Dean	20 points, 11 rebounds, 10 assists vs. Yale, 11/26/19
Jordin Canada	26 points, 11 steals, 10 assists vs. San José State, 11/10/17
Jordin Canada	11 points, 10 rebounds, 12 assists vs. Southern, 11/18/16
Markel Walker	14 points, 15 rebounds, 10 assists vs. Washington State, 2/4/12
Noelle Quinn	21 points, 10 rebounds, 10 assists at Cal, 2/19/04
Erica Gomez	18 points, 11 rebounds, 10 assists vs. USC, 2/24/96
Ann Meyers	20 points, 14 rebounds, 10 assists, 10 steals vs. Stephen F. Austin, 2/18/78
Ann Meyers	14 points, 10 rebounds, 12 steals vs. San Diego State, 2/25/77

LARGEST WINNING MARGIN BY THE BRUINS

MARGIN	OPPONENT	SCORE	DATE
+97	at UC San Diego	117-20	1/11/75
+93	at UC Irvine	106-13	1/9/75
+90	Oregon State	125-35	12/11/76
+87	CAL POLY	115-28	12/16/25
+79	Arizona	122-43	1/18/80
+79	San Jose State	112-33	12/5/21
+77	at UC Riverside	92-15	1/13/75
+69	at San Francisco State	109-40	2/10/78
+66	UC Irvine	96-30	11/18/80
+66	at UNLV	99-33	2/16/75
+63	CSUN	111-48	12/7/23
+63	Sacramento St.(@ Honolulu)	106-43	11/24/02
+63	UC Santa Barbara	94-31	12/15/84
+63	Utah State	125-62	12/20/77

LARGEST WINNING MARGIN BY OPPONENTS

MARGIN	OPPONENT (RANK)	SCORE	DATE
-53	Long Beach State (3)	65-118	1/22/85
-47	at Utah	42-89	12/1/01
-46	at Long Beach State (4)	57-103	12/3/87
-45	Long Beach State (7)	65-110	12/15/86
-42	at Connecticut (1)	64-106	12/23/99

TOP 10 INDIVIDUAL BIG GAMES VS. THE BRUINS

NAME, SCHOOL, DATE	PTS.	FG-FGA	FT-FTA	REB.
Tina Thompson, USC, 1/27/96	49	16-22	13-13	15
Tina Gunn, BYU, 12/26/79*	45	19-33	14-15	16
LaTaunya Pollard, Long Beach St., 1/20/83	45	19-29	7-11	8
Giuliana Mendiola, Washington, 2/1/03	43	15-20	7-8	12
Pam Kelly, Louisiana Tech, 2/20/82	41	13-20	15-22	11
Penny Toler, Long Beach St., 12/3/87	41	19-29	3-4	7 AST
Carol Blazejowski, Montclair St., 3/23/78*	40	18-33	4-4	7
Svetlana Abrosimova, UConn, 11/17/98*	39	14-17	7-15	10
Kelsey Plum, Washington, 2/17/17*	39	11-21	14-15	4
Kelsey Plum, Washington, 1/8/17	39	13-26	8-8	4
* indicates Bruin home game				

THE LAST TIME...

A Bruin Team Defeated a Ranked Opponent <i>No. 4 UCLA at No. 25 Nebraska (83-61, 1/11/26)</i>	A Bruin Grabbed 15 or More Rebounds <i>Lauren Betts, 16 at No. 19 Ohio State (12/28/25)</i>
A Bruin Team Scored 100 Points <i>106 vs. Long Beach State (106-44, 12/20/25)</i>	An Opponent Scored 100 Points 101, by No. 8 Oregon (94-101 in OT, 2/19/18)
A Bruin Scored 40 or More Points Natalie Williams, 43 vs. California (2/24/94)	An Opponent Scored 40 or More Points 43 by Giuliana Mendiola, Washington (2/1/03)
A Bruin Scored 30 or More Points <i>Lauren Betts, 31 vs. No. 5 Ole Miss (3/28/25)</i>	An Opponent Scored 30 or More Points 30 by JuJu Watkins, No. 4 USC (3/1/25)
A Bruin Grabbed 20 or More Rebounds Monique Billings, 25 vs. Washington State (2/19/17)	An Opponent Grabbed 20 or More Boards 21 by Teaira McCowan, No. 4 Mississippi St. (3/25/18)



CORI CLOSE

The Michael Price Family UCLA
Women's Head Basketball Coach
15th Season

Cori Close was named The Michael Price Family UCLA Women's Head Basketball Coach on April 21, 2011, and began the 2025-26 season 321-143 (.692) overall. She joins Billie Moore (296-181) and Kathy Olivier (232-208) as the only coaches in program history to eclipse the 200-win milestone and became the first to achieve 300-career wins at UCLA.

Close led the Bruins to a historic year of firsts and broken records in 2024-25, earning her a sweep of the national Coach of the Year awards (Associated Press, Naismith, USBWA, and WBCA). UCLA went 34-3 and made its first-ever trip to the NCAA Final Four after capturing the 2025 TIAA Big Ten Women's Basketball Championship. The Bruins downed a No. 1-ranked team for the first time, handling South Carolina on Nov. 24, 2024 (W, 77-62). UCLA went on to capture its first No. 1 ranking by the Associated Press (AP) and set a new Big Ten Conference record with 12-consecutive weeks atop the AP poll. The Bruins were ranked No. 1 by the AP for 14 of the 19 weeks in the 2024-25 season; UCLA also set single-season records for most wins (34), consecutive wins (23) and consecutive wins by a double-digit margin (22).

UCLA saw its second-consecutive 27-win season in the 2023-24 campaign, tying the third-most wins in a season in UCLA program history. Close helped lead the Bruins past UConn for the first time when UCLA downed then-No. 6 UConn 78-67 in the Cayman Islands Classic. UCLA also reached its highest ranking in program history, sitting at No. 2 in the Associated Press Top 25 Women's Basketball Poll for nine weeks during the season. The 2023-24 Bruins made a run to the Sweet Sixteen for the second-consecutive year under Close's guidance; UCLA has reached at least the second round of the NCAA tournament in seven of the last nine seasons. UCLA crashed the boards as directed by Close and led the NCAA in rebounding margin (+13.9) for the 2023-24 season.

Close brought in her second top-rated recruiting class ahead of the 2022-23 season and immediately utilized the young talent alongside the veteran core. The five freshmen each played an average of 19.0 minutes per game once they arrived in Westwood, the most of any freshman class in the NCAA. The Bruins recorded 13 wins in their first 14 games to begin the season. It was the best start for the program since the 2019-20 campaign. UCLA captured the Battle 4 Atlantis championship in The Bahamas, taking down Marquette in overtime of the final game of the tournament.

The team led the Pac-12 in offensive rebounds per game (14.9 ORPG) en route to a run at the Pac-12 Tournament championship. UCLA defeated No. -1 seeded Stanford in the Pac-12 semifinals, punching a ticket to the championship game. Senior Charisma Osborne, redshirt-sophomore Emily Bessoir and freshman Kiki Rice earned Pac-12 All-Tournament team for the Conference runner-up efforts; Osborne was named All-Pac-12, and Rice was joined by Londynn Jones on the Pac-12 All-Freshman team. The Bruins returned to the Sweet 16 in NCAA March Madness in postseason play, ending their season against No. 1 seed South Carolina in the Greenville region of the tournament.

The 2021-22 season proved to be "one of the most challenging years of [Close's] career," as the Bruins battled injuries and faced postponements and a forfeitue due to COVID-19 protocols. UCLA finished 18-13 overall, but the team managed to catch fire late in the season. Close guided the Bruins to a postseason run in the WNIT, making a trip to the semifinals before falling to South Dakota State.

Close led the Bruins through an unpredictable 2020-21 season, a campaign that required Close to navigate COVID-19 protocols and a limited roster. The Bruins posted a 17-6 overall record, picking up wins against five ranked opponents. The Bruins were ranked inside the top 11 of the AP Poll throughout the season and notched the No. 5 spot in November, the highest ranking for the program since 2017. Close guided the Bruins to the Pac-12 Tournament championship game and an eventual three-seed in the NCAA Tournament. It was the sixth NCAA Tournament appearance under Close's tenure.

Michaela Onyenwere earned AP Third-Team All-American honors for the second-straight year and was selected by the New York Liberty with the sixth pick in the 2021 WNBA Draft. Onyenwere became the sixth Bruin under Close's tenure to be drafted into the WNBA, and the fifth in four years.

2019-20 was an historic year for Close and the Bruins. UCLA won its first 13 games of the campaign, setting a new program record for the most consecutive wins to start a season. The Bruins' win over then-No. 6 Stanford marked Close's 100th-career Pac-12 victory. A win over the Trojans in the Pac-12 Tournament quarterfinals won the Bruins the season series over their crosstown rival. UCLA would, ultimately, finish the year 26-5 and was set to host the first two rounds of the NCAA Tournament. The national postseason schedule, however, was canceled due to COVID-19.

Close helped guide the Bruins to a myriad of individual honors during the 2019-20 season. Junior Michaela Onyenwere earned AP Third Team All-America acclaim and also garnered All-Pac-12 recognition. Senior Japreece Dean also earned All-Pac-12 honors while Charisma Osborne picked up Pac-12 All-Freshman accolades. Dean was drafted with the 30th overall pick by the Chicago Sky in the 2020 WNBA Draft, becoming the fifth draft pick across Close's tenure at the helm.

The 2018-19 season saw UCLA win 13 of its last 17 games and finish fourth in a highly competitive Pac-12 Conference, and Close was ultimately named the Media Pac-12 Coach of the Year. The Bruins collected nine road wins, the most since 2012-13 when the team had 13. UCLA also had seven top-25 wins, including a pair of top-10 wins over then-ranked No. 2 Oregon and No. 9 Maryland. In UCLA's historic win over the Ducks on Feb. 22, the Bruins overcame a 22-point deficit and secured their biggest win since knocking off No. 2 Stanford in 2008. The loss for Oregon marked its only setback in Eugene that season. U CLA, which ranked second in the NCAA in offensive rebounds per game (17.3) in 2018-19, ultimately finished 22-13 on the year, reaching the semifinals of the Pac-12 Tournament and collecting NCAA Tournament wins over Tennessee and Maryland, before falling to perennial power UCONN by a final score of 69-61. It was the fourth-straight Sweet 16 appearance for UCLA, making the Bruins one of just eight NCAA Division I programs to do so. In the final ESPN/USA Today rankings, UCLA rose 10 spots to No. 14, the highest leap by any program in the polls. Close produced her fourth WNBA draft pick as a head coach, as Kennedy Burke was picked in the second round by the Dallas Wings as the 22nd overall pick.

For Close's complete bio, visit uclabruins.com.

COACH CLOSE CAREER HIGHLIGHTS

- Led UCLA to five-straight NCAA Tournaments (2016-21).
- One of three coaches in program history to achieve the 200-win milestone, only with 300 wins.
- Coached in 24 NCAA Tournaments
- Advanced to at least the 2nd round in her last 19 NCAA Tournaments
- Teams have advanced to 10 Sweet 16's, three Elite 8's and a Final 4.
- Teams have won or shared a total of 12 conference titles
- Helped Florida State win a school record 29 games in 2010; set UCLA's single-season win record with 34 in 2024-25.
- Helped coach 17 players drafted by WNBA teams
- Won UCLA's first-ever postseason WNIT Championship in 2015

CLOSE HEAD COACH RECORD YEAR-BY-YEAR

Year	Record	School	Conf.	Finish	Conf. Tourney	NCAA (NIT)
2025-26	16-1	UCLA	6-0	-	-	-
2024-25	34-3	UCLA	16-2	2nd	Champions	Final Four
2023-24	27-7	UCLA	13-5	T-2nd	Semifinals	Sweet 16
2022-23	27-10	UCLA	11-7	5th	Runner-up	Sweet 16
2021-22	18-13	UCLA	8-8	7th	Second Rd.	(Semifinals)
2020-21	17-6	UCLA	12-4	3rd	Runner-up	Second Round
2019-20	26-5	UCLA	14-4	2nd	Semifinals	Canceled
2018-19	22-13	UCLA	12-6	4th	Semifinals	Sweet 16
2017-18	27-8	UCLA	14-4	T-3rd	Semifinals	Elite 8
2016-17	25-9	UCLA	13-5	4th	Semifinals	Sweet 16
2015-16	26-9	UCLA	14-4	T-3rd	Runner-up	Sweet 16
2014-15	19-18	UCLA	8-10	6th	Second Rd.	(Champions)
2013-14	13-18	UCLA	7-11	8th	First Rd.	---
2012-13	26-8	UCLA	14-4	3rd	Runner-up	Second Round
2011-12	14-16	UCLA	9-9	T-5th	First Rd.	---
Totals	337-144, .701		169-82, .673			

RECORD VS. ALL FOES AT UCLA

School	Record	Hawai'i	4-0	Northern Colorado	2-0	South Florida	1-1
American	1-0	Illinois	1-0	Notre Dame	0-4	Southern U	3-0
Air Force	1-0	Illinois-Chicago	1-0	Ohio State	3-0	Stetson	1-0
Arizona	19-6	Indiana	2-1	Oklahoma	4-1	Stanford	5-18
Arizona State	19-3	Iowa	2-0	Oklahoma State	1-1	Temple	0-1
Arkansas	2-0	Jackson State	1-0	Ole Miss	1-0	Tennessee	3-1
Auburn	0-1	James Madison	1-2	Oregon	13-13	Tennessee Tech	1-0
Baylor	2-2	Kansas State	1-0	Oregon State	9-14	Texas	2-4
Bellarmine	1-0	Kentucky	0-1	Pacific	2-0	Texas A&M	1-1
Boise State	1-0	Kent State	0-1	Penn State	2-0	Toledo	1-0
California	15-9	Long Beach State	3-0	Pepperdine	4-0	Troy	1-0
Cal Baptist	1-0	LSU	1-2	Presbyterian College	1-0	UCF	1-0
Cal Poly	6-0	Louisiana Tech	1-0	Princeton	2-0	UC Irvine	2-0
Cal State Bakersfield	2-0	Louisville	1-0	Purdue	2-0	UC Riverside	6-0
Cincinnati	1-0	Loyola Marymount	3-1	Rice	1-0	UC Santa Barbara	5-0
Colgate	2-0	Marquette	1-0	Richmond	1-0	USC	23-11
Colorado	14-6	Maryland	2-0	Rutgers	1-0	USF	1-0
Connecticut	1-6	McNeese State	1-0	Sacramento State	3-0	Utah	19-3
Crighton	4-0	Miami	0-1	Saint John's	3-0	UT Martin	1-0
CSU Bakersfield	2-0	Michigan	4-0	Saint Joseph's	1-1	Virginia	2-0
CSUN	3-1	Michigan State	1-0	Saint Mary's	2-0	Washington	16-6
Duke	1-0	Minnesota	3-0	Samford	1-0	Washington State	15-7
Florida State	1-0	Mississippi State	0-1	San Diego	1-0	Weber State	1-0
Fordham	1-0	Nebraska	3-2	San Diego State	4-0	West Virginia	1-1
Fresno State	3-0	Niagara	1-0	San José State	2-0	Wisconsin	1-0
Fullerton	2-0	North Carolina	1-3	Seton Hall	2-0	Wyoming	2-0
Georgia	2-0	North Carolina A&T	1-0	South Carolina	1-4	Yale	1-0
Grand Canyon	1-0	North Carolina State	0-1	South Dakota State	1-2	Totals	337-144

RECORD AS ASSISTANT OR ASSOCIATE HEAD COACH

Year	Record	School	Conf.	Finish	NCAA
2010-11	24-8	Florida State	11-3	3rd	2nd Rd.
2009-10	29-6	Florida State	12-2	T-1st	Elite 8
2008-09	26-8	Florida State	12-2	T-1st	2nd Rd.
2007-08	19-14	Florida State	7-7	5th	2nd Rd.
2006-07	24-10	Florida State	10-4	4th	Sweet 16
2005-06	20-10	Florida State	10-4	4th	2nd Rd.
2004-05	24-8	Florida State	9-5	4th	2nd Rd.
2003-04	27-7	UCSB	17-1	1st	Sweet 16
2002-03	27-5	UCSB	15-1	1st	2nd Rd.
2001-02	26-6	UCSB	16-0	1st	2nd Rd.
2000-01	22-9	UCSB	12-2	1st	1st Rd.
1999-00	30-4	UCSB	15-0	1st	1st Rd.
1998-99	26-4	UCSB	15-0	1st	1st Rd.
1997-98	27-6	UCSB	14-1	1st	2nd Rd.
1996-97	24-6	UCSB	14-1	1st	1st Rd.
1995-96	24-7	UCSB	14-2	1st	---
1994-95	10-17	UCLA	5-13	T-8th	---
1993-94	15-12	UCLA	10-8	5th	---

PLAYERS COACHED BY CLOSE IN WNBA DRAFT

Year	Name	Rd	Pick	Team
2024	Charisma Osborne	3rd	25	Phoenix Mercury
2021	Michaela Onyenwere	1st	6	New York Liberty
2020	Japreece Dean	3rd	30	Chicago Sky
2019	Kennedy Burke	2nd	22	Dallas Wings
2018	Jordin Canada	1st	5	Seattle Storm
	Monique Billings	2nd	15	Atlanta Dream
2016	Nirra Fields	3rd	32	Phoenix Mercury
2010	Jacinta Monroe	1st	6	Washington Mystics
2009	Britany Miller	2nd	18	Detroit Shock
	Tanae Davis-Cain	3rd	37	Detroit Shock
	Mara Freshour	3rd	38	Seattle Storm
2005	Kristen Mann	1st	11	Minnesota Lynx
	Roneeka Hodges	2nd	15	Houston Comets
2004	Lindsay Taylor	2nd	26	Houston Comets
2002	Kayte Christensen	3rd	40	Phoenix Mercury
2001	Erin Buescher	2nd	23	Minnesota Lynx
2000	Stacy Clinesmith	2nd	30	Sacramento Monarchs

Kiki Rice (1)

Senior | Guard | 5-11 | Bethesda, Md. (Sidwell Friends)

KEY NOTES ON KIKI RICE

- First Bruin freshman since Jordin Canada to score 400+ points, throw 100+ assists and make 100+ free throws. Her 121 made FTs were the second-most all-time by a freshman. Shot 7-for-8 from the charity stripe in UCLA's upset of No. 1-seed Stanford in the 2023 Pac-12 Tournament (3/3/23 - W, 69-65).
- Named to the All-Pac-12 Team (Coaches + Media) for her sophomore campaign and First Team All-Big Ten (Coaches + Media) as a junior.
- Two-time Associated Press All-America Honorable Mention honoree (2023-24, 2023-24).
- Is a four-time gold medalist with USA Basketball (2019, 2021 and 2022), helping lead the U19 National team to a 6-0 record alongside former UCLA teammate Londynn Jones at the 2023 FIBA U19 Women's World Cup in Madrid, Spain.

KIKI RICE'S GAME-BY-GAME STATISTICS (2025-26)

#1 RICE, Kiki

Opponent	Date	GS	MIN	Total		3-Pointers		Free throws		Rebounds											
				FG-FGA	PCT	3FG-3FGA	PCT	FT-FTA	PCT	OFF	DEF	TOT	AVG	PF	A	TO	BLK	STL	PTS	AVG	
vs San Diego St.	11/03/2025		25:08	4-10	.400	1-3	.333	1-1	1.000	1	3	4	4.0	4	5	2	1	0	10	10.0	
UC Santa Barbara	11/06/2025	*	30:40	6-12	.500	1-3	.333	7-7	1.000	0	8	8	6.0	1	3	2	0	1	20	15.0	
vs Oklahoma	11/10/2025	*	32:38	4-15	.267	0-3	.000	2-2	1.000	1	5	6	6.0	2	6	0	3	2	10	13.3	
vs North Carolina	11/13/2025	*	26:57	6-12	.500	1-2	.500	2-2	1.000	2	8	10	7.0	1	3	2	1	1	15	13.8	
vs South Fla.	11/15/2025	*	30:03	4-9	.444	1-2	.500	3-3	1.000	0	7	7	7.0	1	0	1	1	1	12	13.4	
Southern U.	11/23/2025	*	25:45	7-11	.636	1-3	.333	2-3	.667	3	5	8	7.2	1	5	1	1	0	17	14.0	
vs Texas	11/26/2025	*	34:05	4-12	.333	0-1	.000	9-10	.900	0	6	6	7.0	4	3	3	0	3	17	14.4	
vs Duke	11/27/2025	*	35:41	6-13	.462	2-3	.667	3-4	.750	1	5	6	6.9	2	2	3	1	1	17	14.8	
Tennessee	11/30/2025	*	30:11	8-13	.615	1-2	.500	3-4	.750	5	6	11	7.3	2	2	3	0	2	20	15.3	
Oregon	12/07/2025	*	27:21	2-7	.286	0-2	.000	3-4	.750	1	4	5	7.1	2	7	1	0	0	7	14.5	
Cal Poly	12/16/2025	*	27:31	8-11	.727	2-3	.667	5-6	.833	2	6	8	7.2	0	4	1	0	4	23	15.3	
Long Beach St.	12/20/2025	*	26:22	5-8	.625	0-2	.000	5-6	.833	0	9	9	7.3	0	7	0	1	4	15	15.3	
at Ohio St.	12/28/2025	*	33:15	6-12	.500	1-2	.500	3-3	1.000	2	2	4	7.1	1	4	2	0	2	16	15.3	
at Penn St.	12/31/2025	*	26:27	5-9	.556	1-2	.500	5-6	.833	2	2	4	6.9	1	6	1	0	0	16	15.4	
Southern California	01/03/2026	*	31:25	7-11	.636	0-1	.000	0-0	.000	0	2	2	6.5	0	9	0	1	0	14	15.3	
at Nebraska	01/11/2026	*	29:35	4-10	.400	2-4	.500	2-2	1.000	2	4	6	6.5	4	3	1	0	3	12	15.1	
at Minnesota	01/14/2026	*	37:36	8-9	.889	3-3	1.000	6-6	1.000	0	4	4	6.4	2	5	3	1	3	25	15.6	
Totals			16 510:40	94-184	.511	17-41	.415	61-69	.884	22	86	108	6.4	28	74	26	11	27	266	15.6	

Player Averages

Games Played	Minutes/ game	Points/ game	FG Pct	3FG Pct	FT Pct	Rebounds/ game	Assists/ game	Turnovers/ game	Assist/Turnover ratio	Steals/ game	Blocks/ game
17	30.0	15.6	51.1	41.5	88.4	6.4	4.4	1.5	2.8	1.6	0.6

KIKI RICE'S CAREER STATISTICS

RICE, Kiki

		Field Goals				3-Point		F-Throws		Rebounds				Scoring							
SEASON TEAM	GP-GS	MIN/AVG	FG-FGA	FG%	3FG-3FGA	3FG%	FT-FTA	FT%	OFF	DEF	TOT	AVG	PF-FO	A	TO	BLK	STL	PTS	AVG		
2022-23	UCLA	37-36	1039/28.1	148-360	.411	13-60	.217	121-153	.791	54	111	165	4.5	85-3	111	61	20	45	430	11.6	
2023-24	UCLA	34-34	1061/31.2	157-350	.449	29-93	.312	106-121	.876	23	172	195	5.7	76-3	152	85	16	48	449	13.2	
2024-25	UCLA	34-33	967/28.4	144-297	.485	31-85	.365	115-132	.871	19	99	118	3.5	58-2	170	72	13	48	434	12.8	
2025-26	UCLA	17-16	511/30.0	94-184	.511	17-41	.415	61-69	.884	22	86	108	6.4	28-0	74	26	11	27	266	15.6	
TOTAL		122-119	3577/29.3	543-1191	.456	90-279	.323	403-475	.848	118	468	586	4.8	247-8	507	244	60	168	1579	12.9	

Single Game Highs

Statistic	Value	
Points	25	vs Washington St. 01/28/24, at Minnesota 01/14/26
Rebounds	11	vs UConn 11/24/23, vs Tennessee 11/30/25
Assists	12	vs California 01/15/23
Steals	7	vs CSUN 12/07/23
Blocks	4	vs Oregon 02/12/23
FG Made	9	vs UConn 11/24/23, vs Arizona 02/09/24
FG Attempts	19	vs Arizona 02/03/23
3FG Made	4	vs Richmond 03/23/25
3FG Attempts	7	at Iowa 02/23/25, vs Nebraska 03/07/25
FT Made	12	vs Stanford 03/03/23
FT Attempts	13	vs Stanford 03/03/23

CHRISTINA KARAMOUZI (3)

Freshman | Guard | 5-11 | Stockholm, Sweden

KEY NOTES ON CHRISTINA KARAMOUZI

- The Swedish guard joins the Bruins as one of two international recruits in the freshman class.
- Most recently represented Sweden at the Scania Cup G19 competition. She went 4-2 with Fryshuset Basket in the international competition, finishing fifth overall – 12 teams from Denmark, Finland, Iceland, Norway and Sweden competed in the tourney. The combo guard averaged 8.8 points per contest in 5 GP.
- Previously made an appearance with Sweden's youth national team at the FIBA U16 Women's European Championship Division B tournament in 2022.

CHRISTINA KARAMOUZI'S GAME-BY-GAME STATISTICS (2025-26)

#3 KARAMOUZI SIEGEL, Christina

Opponent	Date	GS	MIN	Total		3-Pointers		Free throws		Rebounds				PF	A	TO	BLK	STL	PTS	AVG
				FG-FGA	PCT	3FG-3FGA	PCT	FT-FTA	PCT	OFF	DEF	TOT	AVG							
vs San Diego St.	11/03/2025		02:25	0-0	.000	0-0	.000	0-0	.000	0	1	1	1.0	0	0	1	0	0	0	0.0
UC Santa Barbara	11/06/2025		02:40	0-1	.000	0-1	.000	0-0	.000	1	0	1	1.0	0	0	1	0	0	0	0.0
vs North Carolina	11/13/2025		00:50	0-1	.000	0-1	.000	0-0	.000	0	0	0	0.7	0	0	0	0	0	0	0.0
vs South Fla.	11/15/2025		02:56	0-0	.000	0-0	.000	0-0	.000	0	0	0	0.5	0	0	0	0	0	0	0.0
Southern U.	11/23/2025		02:15	0-0	.000	0-0	.000	0-0	.000	0	0	0	0.4	0	0	0	0	0	0	0.0
vs Duke	11/27/2025		02:54	0-0	.000	0-0	.000	0-0	.000	0	1	1	0.5	0	1	0	0	0	0	0.0
Tennessee	11/30/2025		01:02	0-0	.000	0-0	.000	0-0	.000	0	0	0	0.4	0	0	0	0	0	0	0.0
Cal Poly	12/16/2025		08:57	0-1	.000	0-1	.000	2-2	1.000	1	1	2	0.6	1	1	0	0	0	2	0.3
Long Beach St.	12/20/2025		07:24	1-5	.200	1-4	.250	0-0	.000	0	0	0	0.6	0	0	0	0	1	3	0.6
at Penn St.	12/31/2025		06:12	2-2	1.000	1-1	1.000	0-1	.000	0	1	1	0.6	0	0	0	0	0	5	1.0
Southern California	01/03/2026		02:32	0-0	.000	0-0	.000	0-0	.000	0	0	0	0.5	1	0	0	0	1	0	0.9
at Nebraska	01/11/2026		01:14	0-0	.000	0-0	.000	0-0	.000	0	0	0	0.5	0	0	0	0	0	0	0.8
Totals		0	41:22	3-10	.300	2-8	.250	2-3	.667	2	4	6	0.5	2	2	2	0	2	10	0.8

Player Averages

Games Played	Minutes/game	Points/game	FG Pct	3FG Pct	FT Pct	Rebounds/game	Assists/game	Turnovers/game	Assist/Turnover ratio	Steals/game	Blocks/game
12	3.4	0.8	30.0	25.0	66.7	0.5	0.2	0.2	1.0	0.2	0.0

CHRISTINA KARAMOUZI'S CAREER STATISTICS

KARAMOUZI SIEGEL, Christina

				Field Goals		3-Point		F-Throws		Rebounds				Scoring						
SEASON	TEAM	GP-GS	MIN/AVG	FG-FGA	FG%	3FG-3FGA	3FG%	FT-FTA	FT%	OFF	DEF	TOT	AVG	PF-FO	A	TO	BLK	STL	PTS	AVG
2025-26	UCLA	12-0	41/3.4	3-10	.300	2-8	.250	2-3	.667	2	4	6	0.5	2-0	2	2	0	2	10	0.8
TOTAL		12-0	41/3.4	3-10	.300	2-8	.250	2-3	.667	2	4	6	0.5	2-0	2	2	0	2	10	0.8

Single Game Highs

Statistic	Value	
Points	5	at Penn St. 12/31/25
Rebounds	2	vs Cal Poly 12/16/25
Assists	1	vs Cal Poly 12/16/25, vs Duke 11/27/25
Steals	1	vs Long Beach St. 12/20/25, vs Southern California 01/03/26
FG Made	2	at Penn St. 12/31/25
FG Attempts	5	vs Long Beach St. 12/20/25
3FG Made	1	vs Long Beach St. 12/20/25, at Penn St. 12/31/25
3FG Attempts	4	vs Long Beach St. 12/20/25
FT Made	2	vs Cal Poly 12/16/25
FT Attempts	2	vs Cal Poly 12/16/25

CHARLISSIE LEGER-WALKER (5)

Graduate Student | Guard | 5-10 | Waikato, New Zealand (St. Peter's School Cambridge / Washington State)

KEY NOTES ON CHARLISSIE LEGER-WALKER

- Tore her ACL on Jan. 28, 2024 while playing with Washington State; returns for her final collegiate season in 2025-26.
- Earned All-Pac-12 honors (Coaches and Media) and was the Arthur Ashe Jr. Sports Scholar of the Year Second Runner-Up.
- Recorded two of her first-career triple-doubles. Her first 11 points, 15 rebounds, 13 assists against Maryland (Nov. 23) and second was 15 points, 11 rebounds, 11 assists against Houston (Dec. 17).
- In the Wazzu's all-time career record books, finished third in career points (1,743), fourth in points per game (16.6), fifth in made field goals (607), second in made threes (199), fifth in made free throws (330), fourth in assists (389).
- Named to the 2025-26 Jersey Mike's Naismith Trophy Women's Player of the Year Watch List.

CHARLISSIE LEGER-WALKER'S GAME-BY-GAME STATISTICS (2025-26)

#5 LEGER-WALKER, Charlisie

Opponent	Date	GS	MIN	Total		3-Pointers		Free throws		Rebounds				PF	A	TO	BLK	STL	PTS	AVG
				FG-FGA	PCT	3FG-3FGA	PCT	FT-FTA	PCT	OFF	DEF	TOT	AVG							
vs San Diego St.	11/03/2025	*	24:21	5-9	.556	2-5	.400	0-0	.000	1	1	2	2.0	0	5	0	1	2	12	12.0
UC Santa Barbara	11/06/2025	*	30:44	3-8	.375	1-6	.167	1-2	.500	1	2	3	2.5	1	7	1	0	3	8	10.0
vs Oklahoma	11/10/2025	*	27:37	2-8	.250	1-3	.333	0-0	.000	1	6	7	4.0	2	5	3	0	0	5	8.3
vs North Carolina	11/13/2025	*	28:15	4-6	.667	0-2	.000	0-0	.000	1	1	2	3.5	2	5	3	1	2	8	8.3
vs South Fla.	11/15/2025	*	27:26	6-10	.600	2-5	.400	2-3	.667	2	0	2	3.2	2	7	1	1	1	16	9.8
Southern U.	11/23/2025	*	27:02	2-5	.400	0-2	.000	2-2	1.000	3	2	5	3.5	0	7	1	0	1	6	9.2
vs Texas	11/26/2025	*	30:04	5-10	.500	1-3	.333	2-2	1.000	1	2	3	3.4	3	2	6	0	0	13	9.7
vs Duke	11/27/2025	*	34:27	6-11	.545	5-9	.556	3-4	.750	0	5	5	3.6	2	6	3	0	3	20	11.0
Tennessee	11/30/2025	*	28:42	3-9	.333	0-3	.000	1-3	.333	0	2	2	3.4	2	11	1	0	4	7	10.6
Oregon	12/07/2025	*	25:44	1-5	.200	0-4	.000	0-0	.000	3	7	10	4.1	2	8	3	1	2	2	9.7
Cal Poly	12/16/2025	*	22:48	4-7	.571	2-4	.500	4-4	1.000	0	2	2	3.9	0	7	1	0	4	14	10.1
Long Beach St.	12/20/2025	*	22:31	1-3	.333	0-2	.000	0-0	.000	1	2	3	3.8	2	10	1	0	2	2	9.4
at Ohio St.	12/28/2025	*	31:46	1-7	.143	1-4	.250	1-2	.500	0	2	2	3.7	4	4	3	0	2	4	9.0
at Penn St.	12/31/2025	*	22:02	1-3	.333	0-2	.000	0-0	.000	0	4	4	3.7	2	8	0	0	1	2	8.5
Southern California	01/03/2026	*	21:48	3-6	.500	2-3	.667	0-0	.000	1	4	5	3.8	1	3	5	1	1	8	8.5
at Nebraska	01/11/2026	*	26:14	5-7	.714	4-5	.800	0-0	.000	2	5	7	4.0	4	4	2	1	1	14	8.8
at Minnesota	01/14/2026	*	29:59	2-3	.667	1-2	.500	2-2	1.000	0	2	2	3.9	2	4	3	0	2	7	8.7
Totals		17	461:29	54-117	.462	22-64	.344	18-24	.750	17	49	66	3.9	31	103	37	6	31	148	8.7

Player Averages

Games Played	Minutes/game	Points/game	FG Pct	3FG Pct	FT Pct	Rebounds/game	Assists/game	Turnovers/game	Assist/Turnover ratio	Steals/game	Blocks/game
17	27.1	8.7	46.2	34.4	75.0	3.9	6.1	2.2	2.8	1.8	0.4

CHARLISSIE LEGER-WALKER CAREER STATISTICS

LEGER-WALKER, Charlisie

SEASON	TEAM	GP-GS	MIN/AVG	Field Goals		3-Point		F-Throws		Rebounds				PF-Fo				Scoring			
				FG-FGA	FG%	3FG-3FGA	3FG%	FT-FTA	FT%	OFF	DEF	TOT	AVG	Pf-Fo	A	TO	BLK	STL	PTS	AVG	
2020-21	WSU	24-24	909/37.9	146-414	.353	57-174	.328	103-131	.786	42	85	127	5.3	58-0	75	64	17	54	452	18.8	
2021-22	WSU	30-30	1081/36.0	176-467	.377	52-191	.272	79-104	.760	47	108	155	5.2	80-3	83	81	25	48	483	16.1	
2022-23	WSU	30-30	1104/36.8	186-462	.403	68-195	.349	90-108	.833	46	120	166	5.5	69-1	124	95	18	40	530	17.7	
2023-24	WSU	21-21	699/33.3	99-244	.406	22-93	.237	58-71	.817	29	108	137	6.5	38-1	107	67	7	36	278	13.2	
2025-26	UCLA	17-17	461/27.1	54-117	.462	22-64	.344	18-24	.750	17	49	66	3.9	31-0	103	37	6	31	148	8.7	
TOTAL FOR UCLA		17-17	461/27.1	54-117	.462	22-64	.344	18-24	.750	17	49	66	3.9	31-0	103	37	6	31	148	8.7	
TOTAL		122-122	4255/34.9	661-1704	.388	221-717	.308	348-438	.795	181	470	651	5.3	276-5	492	344	73	209	1891	15.5	

Single Game Highs

Statistic	Value	
Points	40	at Washington 12/11/22
Rebounds	15	vs Maryland 11/23/23
Assists	13	vs Maryland 11/23/23
Steals	6	at Colorado 01/03/21
Blocks	4	at Utah 02/06/22
FG Made	14	at Washington 12/11/22
FG Attempts	29	at Oregon St. 01/24/21
3FG Made	7	at Washington 12/11/22
3FG Attempts	16	at Stony Brook 12/19/21
FT Made	10	at Washington 12/11/20, vs UCLA 02/05/21
FT Attempts	12	at Arizona St. 02/14/21, at Washington 12/11/20, vs UCLA 02/05/21

GIANNA KNEEPKENS (8)

Graduate Student | Guard | 6-0 | Duluth, Minn. (Duluth Marshall HS / Utah)

KEY NOTES ON GIANNA KNEEPKENS

- “G” is an ultra-efficient scorer, she finished her senior season at Utah with .504/.448/.890 shooting splits.
- Finished her career with the Utes at No. 3 on the school’s all-time 3-pointers made list (248 3FGM) and boasts 1,621 career points.
- 2021-2022 Pac-12 Freshman of the Year for her efforts across 33 games in her debut season.

GIANNA KNEEPKENS' GAME-BY-GAME STATISTICS (2025-26)

#8 KNEEPKENS, Gianna

Opponent	Date	GS	MIN	Total		3-Pointers		Free throws		Rebounds											
				FG-FGA	PCT	3FG-3FGA	PCT	FT-FTA	PCT	OFF	DEF	TOT	AVG	PF	A	TO	BLK	STL	PTS	AVG	
vs San Diego St.	11/03/2025	*	31:56	4-12	.333	1-7	.143	0-0	.000	0	7	7	7.0	0	3	2	2	1	9	9.0	
UC Santa Barbara	11/06/2025	*	25:22	7-12	.583	4-8	.500	2-2	1.000	0	3	3	5.0	1	3	1	0	1	20	14.5	
vs Oklahoma	11/10/2025	*	30:43	8-14	.571	2-5	.400	2-3	.667	0	4	4	4.7	1	1	0	0	0	20	16.3	
vs North Carolina	11/13/2025	*	30:60	2-7	.286	1-5	.200	2-2	1.000	0	1	1	3.8	3	5	0	0	0	7	14.0	
vs South Fla.	11/15/2025	*	26:04	5-10	.500	2-4	.500	2-2	1.000	3	2	5	4.0	4	5	1	0	2	14	14.0	
Southern U.	11/23/2025		16:05	2-6	.333	2-4	.500	0-0	.000	0	4	4	4.0	1	5	1	0	1	6	12.7	
vs Texas	11/26/2025	*	35:10	7-11	.636	3-6	.500	0-0	.000	1	1	2	3.7	3	2	3	1	2	17	13.3	
vs Duke	11/27/2025	*	31:31	5-8	.625	3-3	1.000	0-0	.000	1	5	6	4.0	2	6	1	0	0	13	13.3	
Tennessee	11/30/2025	*	31:15	7-10	.700	4-6	.667	1-1	1.000	0	0	0	3.6	3	3	3	0	1	19	13.9	
Oregon	12/07/2025	*	26:58	7-13	.538	3-6	.500	0-0	.000	1	2	3	3.5	3	0	0	0	0	17	14.2	
Cal Poly	12/16/2025	*	20:25	7-11	.636	4-7	.571	1-1	1.000	0	2	2	3.4	0	5	0	0	6	19	14.6	
Long Beach St.	12/20/2025	*	25:30	4-10	.400	2-7	.286	0-0	.000	5	5	10	3.9	0	2	2	0	2	10	14.3	
at Ohio St.	12/28/2025	*	30:05	4-12	.333	3-9	.333	1-1	1.000	1	4	5	4.0	2	2	3	0	1	12	14.1	
at Penn St.	12/31/2025	*	25:55	6-9	.667	5-7	.714	0-0	.000	0	1	1	3.8	2	3	0	0	3	17	14.3	
Southern California	01/03/2026	*	21:57	5-7	.714	2-4	.500	3-3	1.000	2	4	6	3.9	1	5	2	0	1	15	14.3	
at Nebraska	01/11/2026	*	27:14	6-11	.545	3-6	.500	1-1	1.000	0	1	1	3.8	2	6	1	0	0	16	14.4	
at Minnesota	01/14/2026	*	32:48	0-3	.000	0-2	.000	4-4	1.000	0	4	4	3.8	2	4	1	0	2	4	13.8	
Totals		16	469:58	86-166	.518	44-96	.458	19-20	.950	14	50	64	3.8	30	60	21	3	23	235	13.8	

Player Averages

Games Played	Minutes/ game	Points/ game	FG Pct	3FG Pct	FT Pct	Rebounds/ game	Assists/ game	Turnovers/ game	Assist/Turnover ratio	Steals/ game	Blocks/ game
17	27.6	13.8	51.8	45.8	95.0	3.8	3.5	1.2	2.9	1.4	0.2

GIANNA KNEEPKENS' CAREER STATISTICS

KNEEPKENS, Gianna

		Field Goals					3-Point		F-Throws		Rebounds				Scoring							
SEASON	TEAM	GP-GS	MIN/AVG	FG-FGA	FG%	3FG-3FGA	3FG%	FT-FTA	FT%	OFF	DEF	TOT	AVG	PF-FO	A	TO	BLK	STL	PTS	AVG		
2021-22	Utah	33-25	782/23.7	137-307	.446	56-146	.384	61-70	.871	31	113	144	4.4	63-0	41	36	14	22	391	11.8		
2022-23	Utah	32-32	907/28.3	160-321	.498	71-168	.423	98-118	.831	21	144	165	5.2	76-1	66	51	17	28	489	15.3		
2023-24	Utah	8-8	201/25.2	50-79	.633	27-50	.540	15-19	.789	7	37	44	5.5	13-0	31	18	2	16	142	17.8		
2024-25	Utah	31-31	933/30.1	192-381	.504	94-210	.448	121-136	.890	25	130	155	5.0	68-2	94	75	8	32	599	19.3		
2025-26	UCLA	17-16	470/27.6	86-166	.518	44-96	.458	19-20	.950	14	50	64	3.8	30-0	60	21	3	23	235	13.8		
TOTAL FOR UCLA		17-16	470/27.6	86-166	.518	44-96	.458	19-20	.950	14	50	64	3.8	30-0	60	21	3	23	235	13.8		
TOTAL		121-112	3293/27.2	625-1254	.498	292-670	.436	314-363	.865	98	474	572	4.7	250-3	292	201	44	121	1856	15.3		

Single Game Highs

Statistic	Value
Points	32 at BYU 01/25/25, vs UCF 02/08/25
Rebounds	13 vs Washington St. 02/12/23
Assists	8 vs Mississippi Val. 11/06/23, vs Kansas 01/22/25
Steals	6 at Alas. Anchorage 11/18/23, vs Cal Poly 12/16/25
Blocks	3 vs Idaho 11/07/22
FG Made	12 vs Kansas 01/22/25
FG Attempts	20 vs Texas Tech 03/06/25
3FG Made	6 4 times
3FG Attempts	11 vs Kansas 01/22/25
FT Made	10 at BYU 01/25/25, vs BYU 03/01/25
FT Attempts	12 vs Stanford 02/25/23, at BYU 01/25/25

LENA BILIC (9)

Freshman | Guard/Forward | 6-3 | Zagreb, Croatia (XVI Gimnazija)

KEY NOTES ON LENA BILIC

- Bilic led the FIBA U18 EuroBasket Division B tournament in scoring, averaging 23.6 points per game as a focal point of Croatia's impressive offense
- Averaged 6.0 rebounds, 4.1 assists, 2.9 steals and 1.4 blocks per game, earning Bilic a spot on the All-Star Five for the tournament.
- Scored 41 points (15-29 FG, 6-12 3FG) in the bronze medal match as Croatia took down host Lithuania 88-83.

LENA BILIC'S GAME-BY-GAME STATISTICS (2025-26)

#9 BILIC, Lena

Opponent	Date	GS	MIN	Total		3-Pointers		Free throws		Rebounds				PF	A	TO	BLK	STL	PTS	AVG
				FG-FGA	PCT	3FG-3FGA	PCT	FT-FTA	PCT	OFF	DEF	TOT	AVG							
vs San Diego St.	11/03/2025		20:35	1-6	.167	1-6	.167	0-0	.000	0	2	2	2.0	2	0	1	1	0	3	3.0
UC Santa Barbara	11/06/2025		15:55	1-3	.333	0-2	.000	0-0	.000	0	2	2	2.0	3	1	1	0	0	2	2.5
vs Oklahoma	11/10/2025		02:50	0-0	.000	0-0	.000	0-0	.000	0	0	0	1.3	2	0	0	0	0	0	1.7
vs North Carolina	11/13/2025		08:14	0-1	.000	0-1	.000	0-0	.000	1	0	1	1.3	0	1	0	0	0	0	1.3
vs South Fla.	11/15/2025		19:23	2-6	.333	0-4	.000	0-0	.000	0	0	0	1.0	4	2	0	0	1	4	1.8
Southern U.	11/23/2025		25:56	5-11	.455	4-9	.444	0-0	.000	3	3	6	1.8	1	0	0	0	0	14	3.8
vs Duke	11/27/2025		13:51	1-2	.500	0-0	.000	0-0	.000	1	0	1	1.7	2	1	0	0	0	2	3.6
Tennessee	11/30/2025		12:03	1-2	.500	0-0	.000	1-1	1.000	1	1	2	1.8	2	1	0	2	0	3	3.5
Oregon	12/07/2025		23:11	5-11	.455	3-6	.500	0-0	.000	1	2	3	1.9	1	1	0	0	0	13	4.6
Cal Poly	12/16/2025		24:40	3-13	.231	0-7	.000	0-0	.000	2	2	4	2.1	1	1	0	2	0	6	4.7
Long Beach St.	12/20/2025		23:42	4-11	.364	1-7	.143	0-0	.000	3	0	3	2.2	0	3	0	0	1	9	5.1
at Ohio St.	12/28/2025		03:48	0-1	.000	0-0	.000	0-0	.000	0	0	0	2.0	0	0	0	0	1	0	4.7
at Penn St.	12/31/2025		21:23	1-4	.250	0-0	.000	0-0	.000	0	1	1	1.9	0	2	0	0	1	2	4.5
Southern California	01/03/2026		12:47	1-2	.500	0-1	.000	2-2	1.000	0	1	1	1.9	0	0	0	0	1	4	4.4
at Nebraska	01/11/2026		16:52	0-3	.000	0-3	.000	0-0	.000	0	1	1	1.8	1	0	0	0	1	0	4.1
at Minnesota	01/14/2026		04:26	0-0	.000	0-0	.000	0-0	.000	0	1	1	1.8	1	0	0	0	0	0	3.9
Totals		0	249:36	25-76	.329	9-46	.196	3-3	1.000	12	16	28	1.8	20	13	2	5	6	62	3.9

Player Averages

Games Played	Minutes/game	Points/game	FG Pct	3FG Pct	FT Pct	Rebounds/game	Assists/game	Turnovers/game	Assist/Turnover ratio	Steals/game	Blocks/game
16	15.6	3.9	32.9	19.6	100.0	1.8	0.8	0.1	6.5	0.4	0.3

LENA BILIC'S CAREER STATISTICS

BILIC, Lena

				Field Goals		3-Point		F-Throws		Rebounds								Scoring		
SEASON	TEAM	GP-GS	MIN/AVG	FG-FGA	FG%	3FG-3FGA	3FG%	FT-FTA	FT%	OFF	DEF	TOT	AVG	PF-FO	A	TO	BLK	STL	PTS	AVG
2025-26	UCLA	16-0	250/15.6	25-76	.329	9-46	.196	3-3	1.000	12	16	28	1.8	20-0	13	2	5	6	62	3.9
TOTAL		16-0	250/15.6	25-76	.329	9-46	.196	3-3	1.000	12	16	28	1.8	20-0	13	2	5	6	62	3.9

Single Game Highs

Statistic	Value	
Points	14	vs Southern U. 11/23/25
Rebounds	6	vs Southern U. 11/23/25
Assists	3	vs Long Beach St. 12/20/25
Steals	1	6 times
Blocks	2	vs Cal Poly 12/16/25, vs Tennessee 11/30/25
FG Made	5	vs Oregon 12/07/25, vs Southern U. 11/23/25
FG Attempts	13	vs Cal Poly 12/16/25
3FG Made	4	vs Southern U. 11/23/25
3FG Attempts	9	vs Southern U. 11/23/25
FT Made	2	vs Southern California 01/03/26
FT Attempts	2	vs Southern California 01/03/26

GABRIELA JAQUEZ (11)

Senior | Forward | 6-0 | Camarillo, Calif. (Camarillo)

KEY NOTES ON GABRIELA JAQUEZ

- Never goes by “Gabby” - is known either as Gabriela or Gabs.
- Made her first international appearance with Team Mexico in the summer of 2024, and her second at the 2025 FIBA Women's AmeriCup.
- Appeared in 36 games in 2024-25, averaged career-bests in field goal percentage (.523 FG%) and 3-point percentage (.348 3FG%)
- Was recruited by the UCLA Softball team to be a postseason pinch runner in 2023-24, scored against Georgia in NCAA Super Regionals (May 23).

GABRIELA JAQUEZ’S GAME-BY-GAME STATISTICS (2025-26)

#11 JAQUEZ, Gabriela

Opponent	Date	GS	MIN	Total		3-Pointers		Free throws		Rebounds				PF	A	TO	BLK	STL	PTS	AVG
				FG-FGA	PCT	3FG-3FGA	PCT	FT-FTA	PCT	OFF	DEF	TOT	AVG							
vs San Diego St.	11/03/2025	*	33:33	6-10	.600	1-3	.333	2-2	1.000	4	7	11	11.0	2	5	1	0	1	15	15.0
UC Santa Barbara	11/06/2025	*	30:48	7-11	.636	4-7	.571	3-3	1.000	2	4	6	8.5	2	1	3	1	1	21	18.0
vs Oklahoma	11/10/2025	*	33:06	5-14	.357	2-6	.333	1-1	1.000	2	6	8	8.3	2	3	2	0	2	13	16.3
vs North Carolina	11/13/2025	*	31:28	5-7	.714	2-3	.667	0-0	.000	1	7	8	8.3	3	0	2	0	0	12	15.3
vs South Fla.	11/15/2025	*	26:50	7-7	1.000	0-0	.000	3-3	1.000	1	5	6	7.8	1	3	0	0	1	17	15.6
Southern U.	11/23/2025	*	28:53	2-8	.250	0-4	.000	2-2	1.000	3	5	8	7.8	0	5	2	0	2	6	14.0
vs Texas	11/26/2025	*	30:20	2-4	.500	0-1	.000	0-0	.000	1	2	3	7.1	4	1	2	0	0	4	12.6
vs Duke	11/27/2025	*	36:00	8-16	.500	3-5	.600	4-4	1.000	2	3	5	6.9	2	2	2	0	0	23	13.9
Tennessee	11/30/2025	*	32:17	10-14	.714	5-6	.833	4-5	.800	2	1	3	6.4	0	3	1	0	2	29	15.6
Oregon	12/07/2025	*	26:59	2-8	.250	1-3	.333	3-4	.750	1	4	5	6.3	2	2	3	0	1	8	14.8
Cal Poly	12/16/2025	*	24:43	4-7	.571	3-4	.750	3-4	.750	1	4	5	6.2	3	2	1	0	2	14	14.7
Long Beach St.	12/20/2025	*	21:49	6-8	.750	5-6	.833	0-0	.000	2	2	4	6.0	0	1	0	0	0	17	14.9
at Ohio St.	12/28/2025	*	31:14	4-8	.500	2-5	.400	2-3	.667	2	6	8	6.2	4	1	0	0	1	12	14.7
at Penn St.	12/31/2025	*	24:11	2-6	.333	0-2	.000	4-5	.800	3	4	7	6.2	1	3	1	0	1	8	14.2
Southern California	01/03/2026	*	33:33	3-9	.333	0-2	.000	6-6	1.000	1	5	6	6.2	2	1	2	0	0	12	14.1
at Nebraska	01/11/2026	*	32:15	3-6	.500	0-2	.000	5-6	.833	1	3	4	6.1	1	2	2	1	0	11	13.9
Totals			16 477:59	76-143	.531	28-59	.475	42-48	.875	29	68	97	6.1	29	35	24	2	14	222	13.9

Player Averages

Games Played	Minutes/ game	Points/ game	FG Pct	3FG Pct	FT Pct	Rebounds/ game	Assists/ game	Turnovers/ game	Assist/Turnover ratio	Steals/ game	Blocks/ game
16	29.9	13.9	53.1	47.5	87.5	6.1	2.2	1.5	1.5	0.9	0.1

GABRIELA JAQUEZ’S CAREER STATISTICS

JAQUEZ, Gabriela

		Field Goals				3-Point		F-Throws		Rebounds				Scoring							
SEASON	TEAM	GP-GS	MIN	AVG	FG-FGA	FG%	3FG-3FGA	3FG%	FT-FTA	FT%	OFF	DEF	TOT	AVG	PF-FO	A	TO	BLK	STL	PTS	AVG
2022-23	UCLA	37-2	645/17.4		90-198	.455	18-53	.340	36-57	.632	47	81	128	3.5	67-3	21	33	2	32	234	6.3
2023-24	UCLA	34-6	858/25.2		129-270	.478	21-81	.259	62-87	.713	68	123	191	5.6	75-0	55	47	3	22	341	10.0
2024-25	UCLA	36-33	962/26.7		138-264	.523	31-89	.348	38-46	.826	77	114	191	5.3	68-0	78	34	4	23	345	9.6
2025-26	UCLA	17-17	508/29.9		81-153	.529	28-62	.452	44-50	.880	30	72	102	6.0	31-0	35	27	2	14	234	13.8
TOTAL		124-58	2973/24.0		438-885	.495	98-285	.344	180-240	.750	222	390	612	4.9	241-3	189	141	11	91	1154	9.3

Single Game Highs

Statistic	Value	
Points	30	vs Bellarmine 11/12/23
Rebounds	15	vs Arizona 02/09/24
Assists	6	vs Nebraska 12/29/24, vs Arizona 02/09/24
Steals	5	at Utah 01/29/23
Blocks	1	11 times
FG Made	12	vs Bellarmine 11/12/23
FG Attempts	19	vs Bellarmine 11/12/23
3FG Made	5	vs Long Beach St. 12/20/25, vs Tennessee 11/30/25
3FG Attempts	7	vs UC Riverside 11/09/23, vs Nebraska 03/07/25, vs UC Santa Barbara 11/06/25
FT Made	7	at Utah 01/22/24
FT Attempts	9	at Utah 01/22/24

SIENNA BETTS (16)

Freshman | Forward | 6-4 | Centennial, Colo. (Grandview)

KEY NOTES ON SIENNA BETTS

- Named to the 20-candidate preseason watch list for the 2026 Katrina McClain Power Forward of the Year Award
- Named Colorado's Gatorade Player of the Year in girls basketball for the 2024-25 season and for the third-consecutive year.
- Averaged 23.0 points, 16.5 rebounds, 4.9 assists, 3.4 blocks and 2.3 steals this past season at Grandview High School, where she won her third state championship in four years. As a senior, had 27 double-doubles in 28 games played.

SIENNA BETTS' GAME-BY-GAME STATISTICS (2025-26)

BETTS, Sienna

				Field Goals		3-Point		F-Throws		Rebounds									Scoring	
SEASON	TEAM	GP-GS	MIN/AVG	FG-FGA	FG%	3FG-3FGA	3FG%	FT-FTA	FT%	OFF	DEF	TOT	AVG	PF-FO	A	TO	BLK	STL	PTS	AVG
2025-26	UCLA	7-0	98/14.0	21-40	.525	0-2	.000	8-16	.500	11	13	24	3.4	9-0	7	10	2	5	50	7.1
TOTAL		7-0	98/14.0	21-40	.525	0-2	.000	8-16	.500	11	13	24	3.4	9-0	7	10	2	5	50	7.1

Single Game Highs

Statistic	Value	
Points	14	vs Long Beach St. 12/20/25
Rebounds	6	at Nebraska 01/11/26
Assists	2	vs Long Beach St. 12/20/25, vs Cal Poly 12/16/25
Steals	4	vs Southern California 01/03/26
Blocks	1	vs Long Beach St. 12/20/25, at Nebraska 01/11/26
FG Made	6	vs Long Beach St. 12/20/25, at Nebraska 01/11/26
FG Attempts	13	at Nebraska 01/11/26
3FG Attempts	2	at Nebraska 01/11/26
FT Made	3	vs Cal Poly 12/16/25
FT Attempts	8	vs Cal Poly 12/16/25

SIENNA BETTS' CAREER STATISTICS

#16 BETTS, Sienna

Opponent	Date	GS	MIN	Total		3-Pointers		Free throws		Rebounds				PF	A	TO	BLK	STL	PTS	AVG
				FG-FGA	PCT	3FG-3FGA	PCT	FT-FTA	PCT	OFF	DEF	TOT	AVG							
Cal Poly	12/16/2025		09:59	1-1	1.000	0-0	.000	3-8	.375	0	0	0	0.0	0	2	1	0	0	5	5.0
Long Beach St.	12/20/2025		14:48	6-9	.667	0-0	.000	2-4	.500	3	2	5	2.5	0	2	0	1	0	14	9.5
at Ohio St.	12/28/2025		13:00	2-6	.333	0-0	.000	1-1	1.000	2	2	4	3.0	0	1	0	0	1	5	8.0
at Penn St.	12/31/2025		16:07	4-8	.500	0-0	.000	2-2	1.000	1	1	2	2.8	4	1	1	0	0	10	8.5
Southern California	01/03/2026		16:20	1-2	.500	0-0	.000	0-0	.000	0	5	5	3.2	1	0	4	0	4	2	7.2
at Nebraska	01/11/2026		20:47	6-13	.462	0-2	.000	0-1	.000	5	1	6	3.7	2	1	3	1	0	12	8.0
at Minnesota	01/14/2026		07:14	1-1	1.000	0-0	.000	0-0	.000	0	2	2	3.4	2	0	1	0	0	2	7.1
Totals		0	98:15	21-40	.525	0-2	.000	8-16	.500	11	13	24	3.4	9	7	10	2	5	50	7.1

Player Averages

Games Played	Minutes/ game	Points/ game	FG Pct	3FG Pct	FT Pct	Rebounds/ game	Assists/ game	Turnovers/ game	Assist/Turnover ratio	Steals/ game	Blocks/ game
7	14.0	7.1	52.5	0.0	50.0	3.4	1.0	1.4	0.7	0.7	0.3

TIMEA GARDINER (30)

Senior | Forward | 6-3 | Ogden, Utah (Fremont HS / Oregon State)

KEY NOTES ON TIMEA GARDINER

- The 2023-24 Pac-12 Sixth Player of the Year, leading the Conference with 10.2 points per game off the bench
- Blocked a career-high four shots against Nebraska in the second round of the 2024 NCAA Women's Basketball Tournament.
- Transferred from Oregon State after two years with the Beavs.

TIMEA GARDINER'S GAME-BY-GAME STATISTICS (2024-25)

#30 GARDINER, Timea

Opponent	Date	GS	MIN	Total		3-Pointers		Free throws		Rebounds				PF	A	TO	BLK	STL	PTS	AVG
				FG-FGA	PCT	3FG-3FGA	PCT	FT-FTA	PCT	OFF	DEF	TOT	AVG							
vs Louisville	11/04/2024		25:59	5-9	.556	5-7	.714	0-0	.000	1	6	7	7.0	1	1	3	0	0	15	15.0
Colgate	11/10/2024	*	25:45	4-6	.667	2-3	.667	0-0	.000	0	4	4	5.5	1	1	0	0	0	10	12.5
Pepperdine	11/12/2024	*	26:16	3-8	.375	1-4	.250	1-1	1.000	1	3	4	5.0	1	3	1	0	0	8	11.0
Arkansas	11/17/2024	*	21:45	7-12	.583	7-12	.583	2-2	1.000	0	3	3	4.5	1	0	0	0	0	23	14.0
South Carolina	11/24/2024	*	23:15	1-6	.167	1-5	.200	0-0	.000	0	3	3	4.2	1	1	2	0	0	3	11.8
vs UT Martin	11/29/2024		15:28	3-5	.600	2-3	.667	3-3	1.000	0	2	2	3.8	2	0	1	0	2	11	11.7
vs Fresno St.	11/30/2024		13:08	1-4	.250	0-2	.000	0-0	.000	0	3	3	3.7	3	6	1	0	2	2	10.3
at Hawaii	12/01/2024		20:46	1-5	.200	0-2	.000	0-0	.000	1	2	3	3.6	0	0	0	0	0	2	9.3
at Washington	12/08/2024	*	16:53	2-3	.667	2-3	.667	0-0	.000	2	3	5	3.8	1	1	1	0	0	6	8.9
Cal Poly	12/16/2024		15:59	4-10	.400	1-5	.200	2-2	1.000	2	4	6	4.0	1	0	0	1	0	11	9.1
vs Creighton	12/20/2024		23:57	2-7	.286	2-5	.400	1-2	.500	0	6	6	4.2	1	2	2	1	0	7	8.9
Nebraska	12/29/2024		18:54	6-11	.545	1-4	.250	2-2	1.000	2	4	6	4.3	2	2	2	1	1	15	9.4
Michigan	01/01/2025		16:07	2-6	.333	1-4	.250	0-0	.000	2	1	3	4.2	2	2	1	0	0	5	9.1
at Indiana	01/04/2025	*	16:13	1-4	.250	0-2	.000	3-3	1.000	0	4	4	4.2	2	0	1	0	0	5	8.8
at Purdue	01/07/2025		15:40	6-8	.750	4-5	.800	0-0	.000	0	1	1	4.0	0	2	0	0	0	16	9.3
Penn St.	01/15/2025		18:02	3-7	.429	2-5	.400	0-0	.000	2	1	3	3.9	2	1	0	0	0	8	9.2
vs Baylor	01/20/2025		13:52	2-8	.250	0-4	.000	0-0	.000	0	1	1	3.8	2	0	0	0	0	4	8.9
at Rutgers	01/23/2025		15:43	1-6	.167	0-5	.000	0-0	.000	1	3	4	3.8	1	0	1	1	0	2	8.5
at Maryland	01/26/2025		18:22	2-6	.333	2-6	.333	1-2	.500	1	1	2	3.7	3	0	4	0	0	7	8.4
Minnesota	02/02/2025		18:04	3-9	.333	3-8	.375	0-0	.000	1	0	1	3.6	0	2	0	0	1	9	8.5
Ohio St.	02/05/2025		15:01	1-4	.250	1-4	.250	0-0	.000	0	2	2	3.5	1	4	2	0	0	3	8.2
at Oregon	02/09/2025		16:13	1-4	.250	1-4	.250	0-0	.000	1	5	6	3.6	2	1	0	1	0	3	8.0
at Southern California	02/13/2025		13:59	0-3	.000	0-3	.000	1-2	.500	0	2	2	3.5	0	0	0	0	0	1	7.7
Michigan St.	02/16/2025		26:17	6-11	.545	4-7	.571	2-2	1.000	1	3	4	3.5	2	1	0	1	0	18	8.1
Illinois	02/20/2025		17:26	1-5	.200	0-3	.000	0-0	.000	0	1	1	3.4	1	2	1	0	2	2	7.8
at Iowa	02/23/2025		09:19	0-1	.000	0-1	.000	0-0	.000	0	3	3	3.4	1	0	0	0	0	0	7.5
at Wisconsin	02/26/2025		24:35	5-9	.556	4-6	.667	0-0	.000	0	10	10	3.7	2	2	0	0	0	14	7.8
Southern California	03/01/2025		15:14	2-5	.400	1-4	.250	0-0	.000	1	2	3	3.6	1	0	1	1	0	5	7.7
vs Nebraska	03/07/2025		18:54	2-4	.500	1-2	.500	3-4	.750	2	5	7	3.8	1	0	0	1	0	8	7.7
vs Ohio St.	03/08/2025		13:02	1-2	.500	1-2	.500	0-0	.000	0	1	1	3.7	1	1	1	0	0	3	7.5
vs Southern California	03/09/2025		24:56	3-8	.375	3-8	.375	0-0	.000	0	2	2	3.6	1	0	1	0	0	9	7.6
Southern U.	03/21/2025		16:44	3-6	.500	3-6	.500	0-0	.000	0	5	5	3.7	1	0	4	1	2	9	7.6
Richmond	03/23/2025		18:23	4-7	.571	3-6	.500	0-0	.000	1	0	1	3.6	1	1	0	2	0	11	7.7
vs Ole Miss	03/28/2025		13:10	0-0	.000	0-0	.000	0-0	.000	0	0	0	3.5	2	0	2	0	0	0	7.5
vs LSU	03/30/2025		21:54	5-11	.455	5-8	.625	0-0	.000	0	3	3	3.5	0	2	0	0	1	15	7.7
vs UConn	04/04/2025		13:33	1-5	.200	1-4	.250	0-0	.000	0	2	2	3.4	0	0	3	0	1	3	7.6
Totals			6 658:45	94-225	.418	64-162	.395	21-25	.840	22	101	123	3.4	44	36	37	11	12	273	7.6

Player Averages

Games Played	Minutes/ game	Points/ game	FG Pct	3FG Pct	FT Pct	Rebounds/ game	Assists/ game	Turnovers/ game	Assist/Turnover ratio	Steals/ game	Blocks/ game
36	18.3	7.6	41.8	39.5	84.0	3.4	1.0	1.0	1.0	0.3	0.3

TIMEA GARDINER CAREER STATISTICS

GARDINER, Timea

				Field Goals		3-Point		F-Throws		Rebounds										Scoring	
SEASON	TEAM	GP-GS	MIN/AVG	FG-FGA	FG%	3FG-3FGA	3FG%	FT-FTA	FT%	OFF	DEF	TOT	AVG	PF-FO	A	TO	BLK	STL	PTS	AVG	
2022-23	OSU	15-2	303/20.2	51-107	.477	17-47	.362	11-15	.733	15	38	53	3.5	12-0	13	23	4	6	130	8.7	
2023-24	OSU	35-9	933/26.7	142-319	.445	68-172	.395	54-61	.885	27	217	244	7.0	50-0	48	56	16	6	406	11.6	
2024-25	UCLA	36-6	659/18.3	94-225	.418	64-162	.395	21-25	.840	22	101	123	3.4	44-0	36	37	11	12	273	7.6	
TOTAL FOR UCLA		36-6	659/18.3	94-225	.418	64-162	.395	21-25	.840	22	101	123	3.4	44-0	36	37	11	12	273	7.6	
TOTAL		86-17	1895/22.0	287-651	.441	149-381	.391	86-101	.851	64	356	420	4.9	106-0	97	116	31	24	809	9.4	

Single Game Highs

Statistic	Value
Points	23 vs Arkansas 11/17/24
Rebounds	15 vs Jackson St. 12/09/23
Assists	6 vs Fresno St. 11/30/24
Steals	2 6 times
Blocks	4 vs Nebraska 03/24/24
FG Made	9 vs Notre Dame 03/29/24
FG Attempts	16 at Oregon 02/04/24, vs Southern California 02/18/24
3FG Made	7 vs Arkansas 11/17/24
3FG Attempts	12 vs Arkansas 11/17/24
FT Made	8 vs UCLA 02/16/24
FT Attempts	8 vs UCLA 02/16/24

ANGELA DUGALIC (32)

Graduate Student | Forward | 6-4 | Des Plaines, Ill. (Maine West / Oregon)

KEY NOTES ON ANGELA DUGALIC

- Averaged career highs in points (8.7), rebounds (6.5) and assists (2.1) per game in 2023-24, starting 29 of her 30 appearances with the Bruins after missing the entire 2022-23 season due to an ACL injury.
- Set a new career-high in points (22 at Long Beach State, Dec. 14) and rebounds (15 vs. Arkansas, Nov. 17) in 2024-25.
- Appeared in her second Olympics with Serbia in the Paris Games during the summer of 2024.
- Won the European Championships with Serbia in the summer of 2021.
- Also competed in the 2021 Tokyo Olympics, helping the Serbians finish fourth overall as the team's youngest player.

ANGELA DUGALIC'S GAME-BY-GAME STATISTICS (2025-26)

#32 DUGALIĆ, Angela

Opponent	Date	GS	MIN	Total		3-Pointers		Free throws		Rebounds				PF				PTS	AVG
				FG-FGA	PCT	3FG-3FGA	PCT	FT-FTA	PCT	OFF	DEF	TOT	AVG	A	TO	BLK	STL		
vs San Diego St.	11/03/2025	*	19:37	2-4	.500	1-3	.333	0-0	.000	1	5	6	6.0	1	0	3	4	1	5
UC Santa Barbara	11/06/2025		21:14	1-5	.200	0-3	.000	0-0	.000	2	4	6	6.0	2	1	2	0	4	2
vs Oklahoma	11/10/2025		32:53	5-10	.500	3-5	.600	1-2	.500	4	9	13	8.3	3	2	3	0	3	14
vs North Carolina	11/13/2025		32:21	6-11	.545	2-6	.333	0-0	.000	1	7	8	8.3	2	2	3	0	0	14
vs South Fla.	11/15/2025		25:15	5-8	.625	1-2	.500	2-2	1.000	1	3	4	7.4	0	0	3	1	0	13
Southern U.	11/23/2025	*	28:38	8-15	.533	3-6	.500	1-2	.500	2	3	5	7.0	1	1	1	1	0	20
vs Texas	11/26/2025		33:32	2-6	.333	0-2	.000	2-2	1.000	0	3	3	6.4	3	1	2	0	1	6
vs Duke	11/27/2025	*	22:28	4-8	.500	0-2	.000	4-4	1.000	1	7	8	6.6	3	0	1	0	1	12
Tennessee	11/30/2025		29:29	6-7	.857	0-0	.000	2-4	.500	0	6	6	6.6	0	2	1	1	3	14
Oregon	12/07/2025		17:00	1-4	.250	0-1	.000	3-4	.750	3	6	9	6.8	4	3	1	1	1	5
Cal Poly	12/16/2025		20:07	3-5	.600	2-4	.500	0-0	.000	1	2	3	6.5	2	2	2	0	2	8
Long Beach St.	12/20/2025		14:26	5-6	.833	0-0	.000	3-3	1.000	3	1	4	6.3	1	2	3	0	0	13
at Ohio St.	12/28/2025		25:19	7-9	.778	0-2	.000	1-3	.333	1	4	5	6.2	2	0	4	1	0	15
at Penn St.	12/31/2025		18:12	2-5	.400	2-4	.500	2-2	1.000	0	3	3	5.9	3	2	1	0	0	8
Southern California	01/03/2026		19:12	3-5	.600	0-0	.000	0-0	.000	0	5	5	5.9	1	1	0	0	0	6
at Nebraska	01/11/2026		13:16	0-3	.000	0-2	.000	0-0	.000	1	3	4	5.8	3	1	3	0	1	0
at Minnesota	01/14/2026		28:52	4-6	.667	1-3	.333	0-0	.000	1	2	3	5.6	3	4	2	0	0	9
Totals		3	401:51	64-117	.547	15-45	.333	21-28	.750	22	73	95	5.6	34	24	35	9	17	164

Player Averages

Games Played	Minutes/game	Points/game	FG Pct	3FG Pct	FT Pct	Rebounds/game	Assists/game	Turnovers/game	Assist/Turnover ratio	Steals/game	Blocks/game
17	23.6	9.6	54.7	33.3	75.0	5.6	1.4	2.1	0.7	1.0	0.5

ANGELA DUGALIC'S CAREER STATISTICS

DUGALIĆ, Angela

SEASON	TEAM	GP-GS	MIN/AVG	Field Goals		3-Point		F-Throws		Rebounds				Scoring			
				FG-FGA	FG%	3FG-3FGA	3FG%	FT-FTA	FT%	OFF	DEF	TOT	AVG	PF-FO	A	TO	BLK
2020-21	Oregon	24-1	295/12.3	36-85	.424	5-21	.238	5-6	.833	22	75	97	4.0	20-0	17	20	7
2021-22	UCLA	14-0	239/17.0	39-84	.464	4-12	.333	9-21	.429	19	44	63	4.5	38-3	10	25	8
2023-24	UCLA	30-29	713/23.8	100-282	.355	37-118	.314	24-33	.727	52	143	195	6.5	65-0	62	73	17
2024-25	UCLA	35-34	760/21.7	96-225	.427	32-92	.348	35-43	.814	33	161	194	5.5	64-1	83	53	29
2025-26	UCLA	17-3	402/23.6	64-117	.547	15-45	.333	21-28	.750	22	73	95	5.6	34-0	24	35	9
TOTAL FOR UCLA		96-66	2114/22.0	299-708	.422	88-267	.330	89-125	.712	126	421	547	5.7	201-4	179	186	63
TOTAL		120-67	2409/20.1	335-793	.422	93-288	.323	94-131	.718	148	496	644	5.4	221-4	196	206	70

Single Game Highs

Statistic	Value
Points	22 at Long Beach St. 12/14/24
Rebounds	15 vs Arkansas 11/17/24
Assists	6 at Iowa 02/23/25, at Long Beach St. 12/14/24, vs Utah 02/22/24
Steals	4 4 times
Blocks	4 vs San Diego St. 11/03/25
FG Made	9 at Long Beach St. 12/14/24
FG Attempts	16 vs Oregon 01/05/24
3FG Made	3 6 times
3FG Attempts	8 vs Florida St. 12/10/23, vs Southern California 03/08/24
FT Made	5 vs Southern U. 03/21/25
FT Attempts	6 vs Illinois 02/20/25, vs Southern U. 03/21/25

AMANDA MUSE (33)

Redshirt Sophomore | Forward | 6-4 | Brentwood, Calif. (Heritage)

KEY NOTES ON AMANDA MUSE

- Appeared in 19 games as a freshman with the Bruins, averaging 7.7 minutes per game.
- Averaged 14.5 points, 12.1 rebounds and 4.1 blocks per game as a high school senior in 2022-23.
- Named a McDonald’s All-American in 2023, recording 18 points on 6-of-7 shooting as the West won 110-102.
- Older sister, Abby, played basketball for Boise State (2020-25).

AMANDA MUSE’S GAME-BY-GAME STATISTICS (2025-26)

#33 MUSE, Amanda																			
Opponent	Date	GS	MIN	Total		3-Pointers		Free throws		Rebounds				PF					
				FG-FGA	PCT	3FG-3FGA	PCT	FT-FTA	PCT	OFF	DEF	TOT	AVG	A	TO	BLK	STL	PTS	AVG
vs San Diego St.	11/03/2025		13:31	1-3	.333	0-0	.000	0-1	.000	3	4	7	7.0	1	2	0	0	0	2
UC Santa Barbara	11/06/2025		13:17	0-0	.000	0-0	.000	2-2	1.000	1	0	1	4.0	2	0	1	0	0	2
vs Oklahoma	11/10/2025		05:14	1-1	1.000	0-0	.000	0-0	.000	0	0	0	2.7	2	0	0	0	0	2
vs North Carolina	11/13/2025		08:51	0-0	.000	0-0	.000	0-2	.000	1	0	1	2.3	0	1	0	0	0	1.5
vs South Fla.	11/15/2025		14:02	2-2	1.000	0-0	.000	0-1	.000	0	1	1	2.0	1	1	1	0	0	4
Southern U.	11/23/2025		18:35	1-1	1.000	0-0	.000	2-4	.500	4	0	4	2.3	1	0	1	0	0	4
vs Duke	11/27/2025		21:20	1-1	1.000	0-0	.000	0-0	.000	0	2	2	2.3	3	0	1	0	1	2
Tennessee	11/30/2025		04:34	0-1	.000	0-0	.000	0-0	.000	1	0	1	2.1	0	0	0	0	0	2.0
Oregon	12/07/2025		17:41	2-3	.667	0-0	.000	0-0	.000	0	0	0	1.9	2	0	0	0	1	4
Cal Poly	12/16/2025		20:26	1-2	.500	0-0	.000	0-0	.000	4	0	4	2.1	1	2	0	1	0	2
Long Beach St.	12/20/2025		16:53	2-3	.667	0-0	.000	0-0	.000	1	3	4	2.3	0	0	1	0	0	4
at Penn St.	12/31/2025		11:37	2-3	.667	0-0	.000	0-0	.000	2	0	2	2.3	1	0	0	0	0	4
Southern California	01/03/2026		08:26	0-1	.000	0-0	.000	1-2	.500	3	0	3	2.3	0	0	1	1	0	1
at Nebraska	01/11/2026		05:12	0-0	.000	0-0	.000	0-0	.000	0	1	1	2.2	1	0	1	0	0	2.2
at Minnesota	01/14/2026		02:41	0-0	.000	0-0	.000	0-0	.000	0	0	0	2.1	0	1	0	0	0	2.1
Totals		0	182:19	13-21	.619	0-0	.000	5-12	.417	20	11	31	2.1	15	7	7	2	2	31

Player Averages											
Games Played	Minutes/game	Points/game	FG Pct	3FG Pct	FT Pct	Rebounds/game	Assists/game	Turnovers/game	Assist/Turnover ratio	Steals/game	Blocks/game
15	12.2	2.1	61.9	0.0	41.7	2.1	0.5	0.5	1.0	0.1	0.1

AMANDA MUSE’S CAREER STATISTICS

MUSE, Amanda																				
				Field Goals		3-Point		F-Throws		Rebounds									Scoring	
SEASON	TEAM	GP-GS	MIN/AVG	FG-FGA	FG%	3FG-3FGA	3FG%	FT-FTA	FT%	OFF	DEF	TOT	AVG	PF-FO	A	TO	BLK	STL	PTS	AVG
2023-24	UCLA	19-0	145/7.7	10-22	.455	0-0	.000	10-14	.714	15	14	29	1.5	13-0	8	13	12	3	30	1.6
2025-26	UCLA	15-0	182/12.2	13-21	.619	0-0	.000	5-12	.417	20	11	31	2.1	15-0	7	7	2	2	31	2.1
TOTAL		34-0	328/9.6	23-43	.535	0-0	.000	15-26	.577	35	25	60	1.8	28-0	15	20	14	5	61	1.8

Single Game Highs		
Statistic	Value	
Points	9	vs Niagara 11/25/23
Rebounds	7	vs San Diego St. 11/03/25
Assists	2	vs UC Riverside 11/09/23, vs San Diego St. 11/03/25, vs Cal Poly 12/16/25
Steals	2	vs Bellarmine 11/12/23
Blocks	3	vs Niagara 11/25/23
FG Made	2	7 times
FG Attempts	4	vs CSUN 12/07/23
FT Made	5	vs Niagara 11/25/23
FT Attempts	6	vs Niagara 11/25/23

MEGAN GRANT (43)

Senior | Guard/Forward | 6-4 | San Bruno, Calif. (Aragon HS)

KEY NOTES ON MEGAN GRANT

- A three-sport star throughout her childhood and at Aragon High School in San Mateo, Calif. where she lettered in softball for four years and women's basket-ball and volleyball both for three years.
- Was roommates at UCLA with Amanda Muse during Muse's freshman year (2023-24)
- Set the Big Ten single-season record for home runs with 26 and ranking top 10 nationally with 81 runs batted in and a .933 slugging percentage.

MEGAN GRANT’S GAME-BY-GAME STATISTICS (2025-26)

#43 GRANT, Megan

Opponent	Date	GS	MIN	Total		3-Pointers		Free throws		Rebounds				PF	A	TO	BLK	STL	PTS	AVG
				FG-FGA	PCT	3FG-3FGA	PCT	FT-FTA	PCT	OFF	DEF	TOT	AVG							
vs San Diego St.	11/03/2025		02:25	0-0	.000	0-0	.000	0-0	.000	0	0	0	0.0	0	0	0	0	0	0	0.0
UC Santa Barbara	11/06/2025		02:40	0-2	.000	0-0	.000	0-0	.000	1	1	2	1.0	0	0	0	0	0	0	0.0
vs North Carolina	11/13/2025		00:54	1-1	1.000	0-0	.000	0-0	.000	1	0	1	1.0	0	0	0	0	0	2	0.7
vs South Fla.	11/15/2025		01:19	0-0	.000	0-0	.000	0-0	.000	0	0	0	0.8	2	0	1	0	0	0	0.5
Southern U.	11/23/2025		01:28	0-0	.000	0-0	.000	0-0	.000	0	0	0	0.6	0	0	0	0	0	0	0.4
vs Duke	11/27/2025		01:48	0-0	.000	0-0	.000	0-0	.000	0	0	0	0.5	0	0	0	0	0	0	0.3
Tennessee	11/30/2025		01:03	0-1	.000	0-0	.000	0-0	.000	1	0	1	0.6	0	0	0	0	0	0	0.3
Oregon	12/07/2025		02:39	0-0	.000	0-0	.000	0-0	.000	0	0	0	0.5	0	0	1	0	0	0	0.3
Cal Poly	12/16/2025		03:31	1-1	1.000	0-0	.000	0-0	.000	0	0	0	0.4	0	0	0	0	0	2	0.4
Long Beach St.	12/20/2025		02:54	1-1	1.000	0-0	.000	0-1	.000	0	0	0	0.4	0	0	0	0	0	2	0.6
at Penn St.	12/31/2025		03:00	0-0	.000	0-0	.000	0-0	.000	0	0	0	0.4	0	0	1	0	0	0	0.5
Southern California	01/03/2026		01:45	0-0	.000	0-0	.000	0-0	.000	0	0	0	0.3	0	1	0	0	0	0	0.5
Totals		0	25:26	3-6	.500	0-0	.000	0-1	.000	3	1	4	0.3	2	1	3	0	0	6	0.5

Player Averages

Games Played	Minutes/ game	Points/ game	FG Pct	3FG Pct	FT Pct	Rebounds/ game	Assists/ game	Turnovers/ game	Assist/Turnover ratio	Steals/ game	Blocks/ game
12	2.1	0.5	50.0	0.0	0.0	0.3	0.1	0.3	0.3	0.0	0.0

MEGAN GRANT’S CAREER STATISTICS

GRANT, Megan

				Field Goals		3-Point		F-Throws		Rebounds				Scoring						
SEASON	TEAM	GP-GS	MIN/AVG	FG-FGA	FG%	3FG-3FGA	3FG%	FT-FTA	FT%	OFF	DEF	TOT	AVG	PF-FO	A	TO	BLK	STL	PTS	AVG
2025-26	UCLA	12-0	25/2.1	3-6	.500	0-0	.000	0-1	.000	3	1	4	0.3	2-0	1	3	0	0	6	0.5
TOTAL		12-0	25/2.1	3-6	.500	0-0	.000	0-1	.000	3	1	4	0.3	2-0	1	3	0	0	6	0.5

Single Game Highs

Statistic	Value	
Points	2	vs Long Beach St. 12/20/25, vs North Carolina 11/13/25, vs Cal Poly 12/16/25
Rebounds	2	vs UC Santa Barbara 11/06/25
Assists	1	vs Southern California 01/03/26
FG Made	1	vs Long Beach St. 12/20/25, vs North Carolina 11/13/25, vs Cal Poly 12/16/25
FG Attempts	2	vs UC Santa Barbara 11/06/25
FT Attempts	1	vs Long Beach St. 12/20/25

LAUREN BETTS (51)

Senior | Center | 6-7 | Centennial, Colo. (Grandview / Stanford)

KEY NOTES ON LAUREN BETTS

- First Bruin with 600+ points, 300+ rebounds, 100+ blocks in a season (2024-25).
- Unanimous Big Ten Defensive Player of the Year (Coaches), swept the national Defensive Player of the Year Awards (AP, Naismith, USBWA, WBCA)
- Named First Team All-Big Ten (Coaches + Media), Big Ten All-Defensive (Coaches + Media), and First Team All-America (AP, Naismith, WBCA, Wooden Award).
- Set UCLA's sophomore single-season block record (59) in 2023-24; followed it up with UCLA's all-time program blocks record as a junior (100 BLK).
- Led UCLA in points (20.2) and rebounds (9.5) per game and shot a team-leading .648 from the floor (5th, NCAA).

LAUREN BETTS'S GAME-BY-GAME STATISTICS (2025-26)

#51 BETTS, Lauren

Opponent	Date	GS	MIN	Total		3-Pointers		Free throws		Rebounds									PTS	AVG
				FG-FGA	PCT	3FG-3FGA	PCT	FT-FTA	PCT	OFF	DEF	TOT	AVG	PF	A	TO	BLK	STL		
vs San Diego St.	11/03/2025	*	26:28	9-12	.750	0-0	.000	3-3	1.000	1	3	4	4.0	0	1	2	0	0	21	21.0
UC Santa Barbara	11/06/2025	*	26:40	5-7	.714	0-0	.000	2-2	1.000	3	4	7	5.5	2	6	2	2	0	12	16.5
vs Oklahoma	11/10/2025	*	34:58	4-11	.364	0-0	.000	1-1	1.000	1	9	10	7.0	2	2	7	4	0	9	14.0
vs North Carolina	11/13/2025	*	31:09	8-15	.533	0-0	.000	4-5	.800	2	8	10	7.8	1	7	3	2	1	20	15.5
vs South Fla.	11/15/2025	*	26:42	5-7	.714	0-0	.000	4-4	1.000	4	4	8	7.8	2	5	2	3	0	14	15.2
Southern U.	11/23/2025	*	25:23	6-8	.750	0-0	.000	3-4	.750	1	5	6	7.5	2	1	0	2	3	15	15.2
vs Texas	11/26/2025	*	36:49	4-8	.500	0-0	.000	0-0	.000	2	5	7	7.4	3	3	2	1	0	8	14.1
Tennessee	11/30/2025	*	29:24	3-8	.375	0-0	.000	1-2	.500	0	4	4	7.0	3	3	3	2	1	7	13.3
Oregon	12/07/2025	*	32:27	10-19	.526	0-0	.000	4-9	.444	5	9	14	7.8	2	1	2	5	1	24	14.4
Cal Poly	12/16/2025	*	16:53	10-14	.714	0-0	.000	0-1	.000	7	3	10	8.0	0	2	0	1	1	20	15.0
Long Beach St.	12/20/2025	*	23:41	7-12	.583	0-1	.000	3-6	.500	1	1	2	7.5	3	3	0	2	3	17	15.2
at Ohio St.	12/28/2025	*	31:34	9-18	.500	0-0	.000	0-0	.000	9	7	16	8.2	2	4	4	3	0	18	15.4
at Penn St.	12/31/2025	*	24:54	11-19	.579	0-0	.000	3-4	.750	2	5	7	8.1	2	2	3	0	0	25	16.2
Southern California	01/03/2026	*	30:15	7-14	.500	0-0	.000	4-6	.667	4	8	12	8.4	3	4	3	3	2	18	16.3
at Nebraska	01/11/2026	*	27:22	8-14	.571	0-0	.000	2-3	.667	4	6	10	8.5	1	1	3	4	5	18	16.4
at Minnesota	01/14/2026	*	26:40	7-13	.538	0-0	.000	3-5	.600	6	4	10	8.6	3	0	4	1	0	17	16.4
Totals			16 451:20	113-199	.568	0-1	.000	37-55	.673	52	85	137	8.6	31	45	40	35	17	263	16.4

Player Averages

Games Played	Minutes/game	Points/game	FG Pct	3FG Pct	FT Pct	Rebounds/game	Assists/game	Turnovers/game	Assist/Turnover ratio	Steals/game	Blocks/game
16	28.2	16.4	56.8	0.0	67.3	8.6	2.8	2.5	1.1	1.1	2.2

LAUREN BETTS'S CAREER STATISTICS

BETTS, Lauren

				Field Goals		3-Point		F-Throws		Rebounds									Scoring	
SEASON	TEAM	GP-GS	MIN/AVG	FG-FGA	FG%	3FG-3FGA	3FG%	FT-FTA	FT%	OFF	DEF	TOT	AVG	PF-FO	A	TO	BLK	STL	PTS	AVG
2022-23	Stan	33-0	318/9.6	80-133	.602	0-0	.000	34-60	.567	44	73	117	3.5	11-0	16	16	29	5	194	5.9
2023-24	UCLA	29-27	788/27.2	184-286	.643	0-0	.000	64-105	.610	107	162	269	9.3	53-0	29	62	59	13	432	14.9
2024-25	UCLA	34-34	1023/30.1	294-454	.648	0-0	.000	98-158	.620	136	187	323	9.5	58-0	92	91	100	31	686	20.2
2025-26	UCLA	16-16	451/28.2	113-199	.568	0-1	.000	37-55	.673	52	85	137	8.6	31-0	45	40	35	17	263	16.4
TOTAL FOR UCLA		79-77	2262/28.6	591-939	.629	0-1	.000	199-318	.626	295	434	729	9.2	142-0	166	193	194	61	1381	17.5
TOTAL		112-77	2580/23.0	671-1072	.626	0-1	.000	233-378	.616	339	507	846	7.6	153-0	182	209	223	66	1575	14.1

Single Game Highs

Statistic	Value	
Points	33	at Maryland 01/26/25
Rebounds	18	vs Florida St. 12/10/23, vs Southern California 03/08/24
Assists	11	vs Minnesota 02/02/25
Steals	5	at Nebraska 01/11/26
Blocks	9	vs Baylor 01/20/25
FG Made	15	vs Colgate 11/10/24, vs Ole Miss 03/28/25
FG Attempts	19	vs Oregon 12/07/25, at Penn St. 12/31/25
3FG Attempts	1	vs Long Beach St. 12/20/25
FT Made	8	at Southern California 02/13/25
FT Attempts	11	vs LSU 03/30/24

2025-26 UCLA WBB STATISTICS

Overall: 16-1 Home: 7-0 Away: 4-0 Neutral: 5-1 Big Ten: 6-0

UCLA Combined Team Statistics



2025-26 UCLA Women's Basketball Combined Team Statistics All games

Page 1/1
as of Jan 16, 2026

Game Records

Record	Overall	Home	Away	Neutral
ALL GAMES	16-1	7-0	4-0	5-1
CONFERENCE	6-0	2-0	4-0	0-0
NON-CONFERENCE	10-1	5-0	0-0	5-1

Score by Periods

Team	1st	2nd	3rd	4th	OT	TOT
UCLA	356	394	380	339	0	1469
Opponents	226	240	242	256	0	964

Team Box Score

No.	Player	GP-GS	MIN	AVG	Total	3-Point	F-Throw	Rebounds												
					FG-FGA	FG%	3FG-3FGA	3FG%	FT-FTA	FT%	OFF	DEF	TOT	AVG	PF	DQ	A	TO	BLK	STL
51	BETTS, Lauren	16-16	451:20	28.2	113-199	.568	0-1	.000	37-55	.673	52	85	137	8.6	31	0	45	40	35	17
1	RICE, Kiki	17-16	510:40	30.0	94-184	.511	17-41	.415	61-69	.884	22	86	108	6.4	28	0	74	26	11	27
8	KNEEPEKENS, Gianna	17-16	469:58	27.6	86-166	.518	44-96	.458	19-20	.950	14	50	64	3.8	30	0	60	21	3	23
11	JAQUEZ, Gabriela	17-17	507:43	29.9	81-153	.529	28-62	.452	44-50	.880	30	72	102	6.0	31	0	35	27	2	14
32	DUGALIĆ, Angela	17-3	401:51	23.6	64-117	.547	15-45	.333	21-28	.750	22	73	95	5.6	34	0	24	35	9	17
5	LEGER-WALKER, Charlissee	17-17	461:29	27.1	54-117	.462	22-64	.344	18-24	.750	17	49	66	3.9	31	0	103	37	6	31
16	BETTS, Sienna	7-0	98:15	14.0	21-40	.525	0-2	.000	8-16	.500	11	13	24	3.4	9	0	7	10	2	5
9	BILIC, Lena	16-0	249:36	15.6	25-76	.329	9-46	.196	3-3	1.000	12	16	28	1.8	20	0	13	2	5	6
33	MUSE, Amanda	15-0	182:19	12.2	13-21	.619	0-0	.000	5-12	.417	20	11	31	2.1	15	0	7	7	2	2
3	KARAMOUZI SIEGEL, Christina	12-0	41:22	3.4	3-10	.300	2-8	.250	2-3	.667	2	4	6	0.5	2	0	2	2	0	2
43	GRANT, Megan	12-0	25:26	2.1	3-6	.500	0-0	.000	0-1	.000	3	1	4	0.3	2	0	1	3	0	0
Team											37	39	76					6		
Total		17	3400		557-1089	.511	137-365	.375	218-281	.776	242	499	741	43.6	233	0	371	216	75	144
Opponents		17	3400		368-1031	.357	99-355	.279	129-172	.750	166	310	476	28.0	276	4	210	240	46	86

Team Statistics

	UCLA	OPP
Scoring	1469	964
Points per game	86.4	56.7
Scoring margin	+29.7	-
Field goals-att	557-1089	368-1031
Field goal pct	.511	.357
3 point fg-att	137-365	99-355
3-point FG pct	.375	.279
3-pt FG made per game	8.1	5.8
Free throws-att	218-281	129-172
Free throw pct	.776	.750
F-Throws made per game	12.8	7.6
Rebounds	741	476
Rebounds per game	43.6	28.0
Rebounding margin	+15.6	-
Assists	371	210
Assists per game	21.8	12.4
Turnovers	216	240
Turnovers per game	12.7	14.1
Turnover margin	+1.4	-
Assist/turnover ratio	1.7	0.9
Steals	144	86
Steals per game	8.5	5.1
Blocks	75	46
Blocks per game	4.4	2.7
Winning streak	10	-
Home win streak	7	-
Attendance	37882	21128
Home games-Avg/Game	7-5412	4-5282
Neutral site-Avg/Game	-	6-2206

Team Results

Date	Opponent		Score	Att.
11/03/2025	vs San Diego St.	W	77-53	1500
11/06/2025	UC Santa Barbara	W	87-50	6863
11/10/2025	vs Oklahoma	W	73-59	3695
11/13/2025	vs North Carolina	W	78-60	1588
11/15/2025	vs South Fla.	W	94-61	2116
11/23/2025	Southern U.	W	88-37	3712
11/26/2025	vs Texas	L	65-76	2386
11/27/2025	vs Duke	W	89-59	1950
11/30/2025	Tennessee	W	99-77	5639
12/07/2025	Oregon	W	80-59	3889
12/16/2025	Cal Poly	W	115-28	3110
12/20/2025	Long Beach St.	W	106-44	3428
12/28/2025	at Ohio St.	W	82-75	8455
12/31/2025	at Penn St.	W	97-61	2189
01/03/2026	Southern California	W	80-46	11241
01/11/2026	at Nebraska	W	83-61	6110
01/14/2026	at Minnesota	W	76-58	4374

2025-26 UCLA WBB STATISTICS

Overall: 16-1 Home: 7-0 Away: 4-0 Neutral: 5-1 Big Ten: 6-0

UCLA GAME-BY-GAME STATISTICS



2025-26 UCLA Women's Basketball Team Game-by-Game All games

Page 1/1
as of Jan 16, 2026

Opponent	Date	Score		Total		3-Pointers		Free throws		Rebounds										
				FG-FGA	PCT	3FG-3FGA	PCT	FT-FTA	PCT	OFF	DEF	TOT	AVG	PF	A	TO	BLK	STL	PTS	AVG
vs San Diego St.	11/03/2025	77-53	W	32-66	.485	7-27	.259	6-7	.857	15	34	49	49.0	10	21	13	9	5	77	77.0
UC Santa Barbara	11/06/2025	87-50	W	30-61	.492	10-30	.333	17-18	.944	14	29	43	46.0	14	22	14	3	10	87	82.0
vs Oklahoma	11/10/2025	73-59	W	29-73	.397	8-22	.364	7-9	.778	15	42	57	49.7	16	19	15	7	7	73	79.0
vs North Carolina	11/13/2025	78-60	W	32-61	.525	6-20	.300	8-11	.727	13	33	46	48.8	12	24	14	4	4	78	78.8
vs South Fla.	11/15/2025	94-61	W	36-59	.610	6-17	.353	16-18	.889	12	25	37	46.4	17	23	10	6	6	94	81.8
Southern U.	11/23/2025	88-37	W	33-65	.508	10-28	.357	12-17	.706	21	29	50	47.0	7	24	7	4	7	88	82.8
vs Texas	11/26/2025	65-76	L	24-51	.471	4-13	.308	13-14	.929	9	23	32	44.9	20	12	20	2	6	65	80.3
vs Duke	11/27/2025	89-59	W	31-59	.525	13-22	.591	14-16	.875	8	35	43	44.6	16	18	12	1	6	89	81.4
Tennessee	11/30/2025	99-77	W	38-65	.585	10-17	.588	13-20	.650	12	21	33	43.3	12	25	12	5	13	99	83.3
Oregon	12/07/2025	80-59	W	30-70	.429	7-22	.318	13-21	.619	16	36	52	44.2	18	22	11	7	6	80	83.0
Cal Poly	12/16/2025	115-28	W	42-73	.575	13-30	.433	18-26	.692	20	26	46	44.4	8	28	7	4	19	115	85.9
Long Beach St.	12/20/2025	106-44	W	42-76	.553	9-29	.310	13-20	.650	21	27	48	44.7	6	30	7	4	13	106	87.6
at Ohio St.	12/28/2025	82-75	W	33-73	.452	7-22	.318	9-13	.692	19	28	47	44.8	15	16	16	4	8	82	87.2
at Penn St.	12/31/2025	97-61	W	36-68	.529	9-18	.500	16-20	.800	11	24	35	44.1	16	27	8	0	6	97	87.9
Southern California	01/03/2026	80-46	W	30-57	.526	4-11	.364	16-19	.842	12	34	46	44.3	10	24	17	6	10	80	87.3
at Nebraska	01/11/2026	83-61	W	32-67	.478	9-24	.375	10-13	.769	16	27	43	44.2	19	18	16	7	11	83	87.1
at Minnesota	01/14/2026	76-58	W	27-45	.600	5-13	.385	17-19	.895	8	26	34	43.6	17	18	17	2	7	76	86.4
Total		1469		557-1089	.511	137-365	.375	218-281	.776	242	499	741	43.6	233	371	216	75	144	1469	86.4
Opponents		964		368-1031	.357	99-355	.279	129-172	.750	166	310	476	28.0	276	210	240	46	86	964	56.7

UCLA Averages

Games Played	Points/game	FG Pct	3FG Pct	FT Pct	Rebounds/game	Assists/game	Turnovers/game	Assist/Turnover ratio	Steals/game	Blocks/game
17	86.4	51.1	37.5	77.6	43.6	21.8	12.7	1.7	8.5	4.4

2025-26 UCLA WBB STATISTICS

Overall: 16-1 Home: 7-0 Away: 4-0 Neutral: 5-1 Big Ten: 6-0

GAME-BY-GAME LEADERS



2025-26 UCLA Women's Basketball Season Schedule/Results & Leaders All games

Page 1/1
as of Jan 16, 2026

Game Records

Record	Overall	Home	Away	Neutral
ALL GAMES	16-1	7-0	4-0	5-1
CONFERENCE	6-0	2-0	4-0	0-0
NON-CONFERENCE	10-1	5-0	0-0	5-1

Team Results

Date	Opponent		Score	Att.	High Points	High Rebounds
11/03/2025	vs San Diego St.	W	77-53	1500	(21) BETTS, Lauren	(11) JAQUEZ, Gabriela
11/06/2025	UC Santa Barbara	W	87-50	6863	(21) JAQUEZ, Gabriela	(8) RICE, Kiki
11/10/2025	vs Oklahoma	W	73-59	3695	(20) KNEEPKENS, Gianna	(13) DUGALIĆ, Angela
11/13/2025	vs North Carolina	W	78-60	1588	(20) BETTS, Lauren	(10) BETTS, Lauren
						(10) RICE, Kiki
11/15/2025	vs South Fla.	W	94-61	2116	(17) JAQUEZ, Gabriela	(8) BETTS, Lauren
11/23/2025	Southern U.	W	88-37	3712	(20) DUGALIĆ, Angela	(8) RICE, Kiki
						(8) JAQUEZ, Gabriela
11/26/2025	vs Texas	L	65-76	2386	(17) KNEEPKENS, Gianna	(7) BETTS, Lauren
					(17) RICE, Kiki	
11/27/2025	vs Duke	W	89-59	1950	(23) JAQUEZ, Gabriela	(8) DUGALIĆ, Angela
11/30/2025	Tennessee	W	99-77	5639	(29) JAQUEZ, Gabriela	(11) RICE, Kiki
12/07/2025	Oregon	W	80-59	3889	(24) BETTS, Lauren	(14) BETTS, Lauren
12/16/2025	Cal Poly	W	115-28	3110	(23) RICE, Kiki	(10) BETTS, Lauren
12/20/2025	Long Beach St.	W	106-44	3428	(17) BETTS, Lauren	(10) KNEEPKENS, Gianna
					(17) JAQUEZ, Gabriela	
12/28/2025	at Ohio St.	W	82-75	8455	(18) BETTS, Lauren	(16) BETTS, Lauren
12/31/2025	at Penn St.	W	97-61	2189	(25) BETTS, Lauren	(7) BETTS, Lauren
						(7) JAQUEZ, Gabriela
01/03/2026	Southern California	W	80-46	11241	(18) BETTS, Lauren	(12) BETTS, Lauren
01/11/2026	at Nebraska	W	83-61	6110	(18) BETTS, Lauren	(10) BETTS, Lauren
01/14/2026	at Minnesota	W	76-58	4374	(25) RICE, Kiki	(10) BETTS, Lauren

Attendance Summary

	Games	Attend	Avg/Game
Home	7	37882	5412
Away	4	21128	5282
Neutral	6	13235	2206
Total	17	72245	4250

2025-26 UCLA WBB STATISTICS

Overall: 16-1 Home: 7-0 Away: 4-0 Neutral: 5-1 Big Ten: 6-0

UCLA Points-Rebounds-Assists



2025-26 UCLA Women's Basketball Points-rebounds-assists All games

Page 1/1
as of Jan 16, 2026

Opponent	Date	Score		1	3	5	8	9	11	16	32	33	43	51
				RICE,KIKI	KARAMOUZI	LEGER-WALK	KNEEPKENS,	BILIC,LENA	JAQUEZ,GAB	BETTS,SIEN	DUGALIĆ,AN	MUSE,AMAND	GRANT,MEGA	BETTS,LAUR
vs San Diego St.	11/03/2025	77-53	W	10-4-5	0-1-0	12-2-5	9-7-3	3-2-0	15-11-5	DNP	5-6-0	2-7-2	0-0-0	21-4-1
UC Santa Barbara	11/06/2025	87-50	W	20-8-3	0-1-0	8-3-7	20-3-3	2-2-1	21-6-1	DNP	2-6-1	2-1-0	0-2-0	12-7-6
vs Oklahoma	11/10/2025	73-59	W	10-6-6	DNP	5-7-5	20-4-1	0-0-0	13-8-3	DNP	14-13-2	2-0-0	DNP	9-10-2
vs North Carolina	11/13/2025	78-60	W	15-10-3	0-0-0	8-2-5	7-1-5	0-1-1	12-8-0	DNP	14-8-2	0-1-1	2-1-0	20-10-7
vs South Fla.	11/15/2025	94-61	W	12-7-0	0-0-0	16-2-7	14-5-5	4-0-2	17-6-3	DNP	13-4-0	4-1-1	0-0-0	14-8-5
Southern U.	11/23/2025	88-37	W	17-8-5	0-0-0	6-5-7	6-4-5	14-6-0	6-8-5	DNP	20-5-1	4-4-0	0-0-0	15-6-1
vs Texas	11/26/2025	65-76	L	17-6-3	DNP	13-3-2	17-2-2	DNP	4-3-1	DNP	6-3-1	DNP	DNP	8-7-3
vs Duke	11/27/2025	89-59	W	17-6-2	0-1-1	20-5-6	13-6-6	2-1-1	23-5-2	DNP	12-8-0	2-2-0	0-0-0	DNP
Tennessee	11/30/2025	99-77	W	20-11-2	0-0-0	7-2-11	19-0-3	3-2-1	29-3-3	DNP	14-6-2	0-1-0	0-1-0	7-4-3
Oregon	12/07/2025	80-59	W	7-5-7	DNP	2-10-8	17-3-0	13-3-1	8-5-2	DNP	5-9-3	4-0-0	0-0-0	24-14-1
Cal Poly	12/16/2025	115-28	W	23-8-4	2-2-1	14-2-7	19-2-5	6-4-1	14-5-2	5-0-2	8-3-2	2-4-2	2-0-0	20-10-2
Long Beach St.	12/20/2025	106-44	W	15-9-7	3-0-0	2-3-10	10-10-2	9-3-3	17-4-1	14-5-2	13-4-2	4-4-0	2-0-0	17-2-3
at Ohio St.	12/28/2025	82-75	W	16-4-4	DNP	4-2-4	12-5-2	0-0-0	12-8-1	5-4-1	15-5-0	DNP	DNP	18-16-4
at Penn St.	12/31/2025	97-61	W	16-4-6	5-1-0	2-4-8	17-1-3	2-1-2	8-7-3	10-2-1	8-3-2	4-2-0	0-0-0	25-7-2
Southern California	01/03/2026	80-46	W	14-2-9	0-0-0	8-5-3	15-6-5	4-1-0	12-6-1	2-5-0	6-5-1	1-3-0	0-0-1	18-12-4
at Nebraska	01/11/2026	83-61	W	12-6-3	0-0-0	14-7-4	16-1-6	0-1-0	11-4-2	12-6-1	0-4-1	0-1-0	DNP	18-10-1
at Minnesota	01/14/2026	76-58	W	25-4-5	DNP	7-2-4	4-4-4	0-1-0	12-5-0	2-2-0	9-3-4	0-0-1	DNP	17-10-0

2025-26 UCLA WBB STATISTICS

Overall: 16-1 Home: 7-0 Away: 4-0 Neutral: 5-1 Big Ten: 6-0

Extended Box - Conference



2025-26 UCLA Women's Basketball Extended Season Box Score In Conference games

Page 1/1
as of Jan 16, 2026

Game Records

Record	Overall	Home	Away	Neutral
ALL GAMES	6-0	2-0	4-0	0-0
CONFERENCE	6-0	2-0	4-0	0-0
NON-CONFERENCE	0-0	0-0	0-0	0-0

Team Box Score Extended

No.	Player	Total					3-Point		F-Throw		Rebounds																	
		GP-GS	MIN	AVG	FG-FGA	FG%	3FG-3FGA	3FG%	FT-FTA	FT%	OFF	DEF	TOT	AVG	PF	DQ	A	A/G	TO	TO/G	A/TO	BLK	BLK/G	STL	STL/G	PTS	AVG	
51	BETTS, Lauren	6-6	173:12	28.9	52-97	.536	0-0	.000	16-27	.593	30	39	69	11.5	13	0	12	2.00	19	3.17	0.63	16	2.67	8	1.33	120	20.0	
1	RICE, Kiki	6-6	185:39	30.9	32-58	.552	7-14	.500	19-21	.905	7	18	25	4.2	10	0	34	5.67	8	1.33	4.25	2	0.33	8	1.33	90	15.0	
8	KNEEPKENS, Gianna	6-6	164:57	27.5	28-55	.509	16-34	.471	9-9	1.000	4	16	20	3.3	12	0	20	3.33	7	1.17	2.86	0	0.00	7	1.17	81	13.5	
11	JAQUEZ, Gabriela	6-6	177:55	29.7	19-47	.404	3-17	.176	22-26	.846	9	26	35	5.8	12	0	9	1.50	11	1.83	0.82	1	0.17	3	0.50	63	10.5	
32	DUGALIC, Angela	6-0	121:51	20.3	17-32	.531	3-12	.250	6-9	.667	6	23	29	4.8	16	0	11	1.83	11	1.83	1.00	2	0.33	2	0.33	43	7.2	
16	BETTS, Sienna	5-0	73:28	14.7	14-30	.467	0-2	.000	3-4	.750	8	11	19	3.8	9	0	3	0.60	9	1.80	0.33	1	0.20	5	1.00	31	6.2	
5	LEGER-WALKER, Charlisse	6-6	157:32	26.3	13-31	.419	8-20	.400	3-4	.750	6	24	30	5.0	15	0	31	5.17	16	2.67	1.94	3	0.50	9	1.50	37	6.2	
9	BILIC, Lena	6-0	82:26	13.7	7-21	.333	3-10	.300	2-2	1.000	1	6	7	1.2	3	0	3	0.50	0	0.00	3.00	0	0.00	4	0.67	19	3.2	
33	MUSE, Amanda	5-0	45:37	9.1	4-7	.571	0-0	.000	1-2	.500	5	1	6	1.2	4	0	1	0.20	2	0.40	0.50	1	0.20	1	0.20	9	1.8	
3	KARAMOUZI SIEGEL, Christina	3-0	09:58	3.3	2-2	1.000	1-1	1.000	0-1	.000	0	1	1	0.3	1	0	0	0.00	0	0.00	0.00	0	0.00	1	0.33	5	1.7	
43	GRANT, Megan	3-0	07:24	2.5	0-0	.000	0-0	.000	0-0	.000	0	0	0	0.0	0	0	1	0.33	2	0.67	0.50	0	0.00	0	0.00	0	0.0	
Total		6	1200		188-380	.495	41-110	.373	81-105	.771	82	175	257	42.8	95	0	125	20.83	85	14.17	1.47	26	4.33	48	8.00	498	83.0	
Opponents		6	1200		136-363	.375	33-123	.268	55-72	.764	53	113	166	27.7	97	2	79	13.17	82	13.67	0.96	19	3.17	34	5.67	360	60.0	

Score by Periods

Team	1st	2nd	3rd	4th	OT	TOT
UCLA	116	132	128	122	0	498
Opponents	72	87	93	108	0	360

2025-26 UCLA WBB BOX SCORES

Overall: 16-1 Home: 7-0 Away: 4-0 Neutral: 5-1 Big Ten: 6-0



Official Basketball Box Score - Final
San Diego St. at UCLA
11/03/25 Honda Center, Anaheim
2025-26 Women's Basketball

Game Time: 7:00 PM
Game Duration: 1:42

Officials: Charles Gonzales, Erica Parker, Nicole Lean

San Diego St. - 53

Record: 0-1

NO.	Name	Min	FG		3P		FT		Rebounds		Fouls		TP	AS	TO	ST	Blocks		+/-
			M/A	M/A	M/A	M/A	M/A	M/A	OR	DR	TOT	PF					BS	BA	
10	Kennedy Lee	F 26:55	1-6	1-3	0-0	1	1	2	1	1	3	0	0	1	0	2	3		
20	Bailey Barnhard	F 22:42	3-6	1-1	1-3	1	6	7	0	5	8	0	0	1	0	1	8		
10	Nat Martinez	G 30:45	4-7	2-3	0-0	0	1	1	3	2	10	1	2	1	0	0	-35		
14	Nala Williams	G 19:57	4-11	2-4	0-0	0	0	0	0	10	3	1	1	0	0	0	-3		
24	Naomi Panganiban	G 30:16	2-14	0-5	0-0	0	1	1	2	0	4	5	1	0	1	3	-32		
13	Maria Konstantinou	10:13	1-2	0-0	0-0	1	1	2	1	1	2	0	3	0	2	0	-13		
3	Alyssa Jackson	G 17:46	1-2	0-0	0-0	1	1	2	0	1	9	3	2	1	1	0	-18		
12	Kaelyn Hamilton	19:10	4-9	3-5	0-0	0	1	1	0	11	1	1	1	0	1	0	-5		
4	CJ Latta	16:20	1-3	1-3	0-0	0	3	3	1	0	3	2	1	0	0	1	3		
1	Kendall Mosley	03:32	0-1	0-0	0-0	0	0	0	1	0	0	0	0	0	0	0	0		
6	Sofia Kelemeni	02:24	0-1	0-1	0-0	0	0	0	0	0	0	0	0	0	0	0	1	0	
Team						4	2	6	5	0	0	0	0						
Totals			21-62	10-25	1-3	8	17	25	9	10	53	13	10	5	3	9	-24		
Major Fouls: NONE																			
Dead Ball Rebounds: 1-2																			

UCLA - 77

Record: 1-0

NO.	Name	Min	FG		3P		FT		Rebounds		Fouls		TP	AS	TO	ST	Blocks		+/-
			M/A	M/A	M/A	M/A	M/A	M/A	OR	DR	TOT	PF					BS	BA	
11	Gabriela Jaquez	F 33:33	6-10	1-3	2-2	4	7	11	2	1	15	5	1	1	0	0	28		
32	Angelen Dugalci	F 19:37	2-4	1-3	0-0	1	5	6	1	1	5	0	3	1	4	0	6		
51	Lauren Betts	C 26:28	9-12	0-0	3-3	1	3	4	0	3	21	1	2	0	0	0	13		
5	Charisse Leger-Walker	G 24:21	5-9	2-5	0-0	1	1	2	0	0	12	5	0	2	1	1	31		
8	Gianna Kneepkens	G 31:56	4-12	1-7	0-0	0	7	7	0	1	9	3	2	1	2	0	25		
1	Kiki Rice	25:08	4-10	1-3	1-1	1	3	4	4	1	10	5	2	0	1	2	8		
9	Lena Bilic	20:35	1-6	1-6	0-0	2	2	2	0	3	0	1	0	1	0	1	-2		
33	Amanda Muse	13:31	1-3	0-0	0-1	3	4	7	1	2	2	0	0	0	0	0	11		
3	Christina Karamouzi Siegel	02:25	0-0	0-0	0-0	0	1	1	0	0	0	0	1	0	0	0	0		
43	Megan Grant	02:25	0-0	0-0	0-0	0	0	0	0	0	0	0	0	0	0	0	0		
Team			4	1	5	0	0	0	1										
Totals			32-66	7-27	6-7	15	34	49	10	9	77	21	13	5	9	3	24		
Major Fouls: NONE																			
Dead Ball Rebounds: 1-0																			

	SDSU	UCLA
Biggest lead	0 (1 st 10:00)	29 (3 rd 4:41)
Best Scoring Run	6 (1 st 6:16)	16 (3 rd 4:41)
Lead Changes	0	
Times Tied	0	
Time with Lead	00:00	39:39

Points from	SDSU	UCLA
Turnovers	16	11
Paint	20	48
Second Chance	6	16
Fast Breaks	3	10
Bench	18	15

Period by Period Scoring					
	1st	2nd	3rd	4th	TOT
SDSU	9	13	16	15	53
UCLA	12	25	21	19	77

Shooting By Period	
1 st FG%	6-10 31.0%
3PT%	2-3 66.7%
FT%	0-0 0%
2 nd FG%	11-23 47.8%
3PT%	2-7 28.6%
FT%	1-2 50%
3 rd FG%	8-13 61.5%
3PT%	3-4 75%
FT%	2-2 100%
4 th FG%	7-12 58.3%
3PT%	2-6 33.3%
FT%	3-3 100%
GM FG%	22-66 33.0%
3PT%	7-27 25.9%
FT%	6-7 85.7%



Official Basketball Box Score - Final
UC Santa Barbara at UCLA
11/06/25 Pauley Pavilion, Los Angeles
2025-26 Women's Basketball

Game Time: 11:30 AM
Game Duration: 1:43
Attendance: 5,083

Officials: Julie Krommentog, Tessa Turner, Esther Hsu

UC Santa Barbara - 50

Record: 1-1

NO.	Name	Min	FG		3P		FT		Rebounds		Fouls		TP	AS	TO	ST	Blocks		+/-
			M/A	M/A	M/A	M/A	M/A	M/A	OR	DR	TOT	PF					BS	BA	
2	Zoe Borier	F 26:46	2-6	0-3	2-2	0	0	0	2	5	6	1	3	0	0	0	-35		
5	Olivia Bradley	F 18:37	5-8	1-3	0-0	0	3	1	2	11	0	1	0	0	0	0	-23		
12	Madison Naro	G 27:49	3-9	1-5	0-0	0	2	2	2	2	1	7	3	1	2	1	-23		
23	Zoe Shaw	G 26:20	0-5	0-3	0-0	0	1	1	2	0	0	2	3	0	0	0	-32		
55	Skyler Burke	G 20:32	3-10	0-1	0	1	0	1	3	1	6	0	2	0	0	1	-24		
3	Jessica Grant	25:18	1-4	1-4	0-0	1	0	1	1	3	3	0	0	0	0	0	-23		
4	Julia Puente-Valverde	25:01	4-7	0-0	2-2	1	3	4	4	2	10	2	3	1	0	1	-19		
15	Chancey Andersen	18:03	3-5	1-3	0-0	0	1	4	0	7	0	2	0	0	0	0	-6		
8	Ava Rawlins	11:35	0-4	0-3	0-0	0	1	1	0	0	0	0	0	0	0	0	0		
Team						3	4	7	0	0	0	2							
Totals			21-58	4-27	4-5	7	17	24	19	14	50	8	17	3	1	3	-37		
Major Fouls: Team (TF) 2 nd 4:58																			
Dead Ball Rebounds: 2-0																			

UCLA - 87

Record: 2-0

NO.	Name	Min	FG		3P		FT		Rebounds		Fouls		TP	AS	TO	ST	Blocks		+/-
			M/A	M/A	M/A	M/A	M/A	M/A	OR	DR	TOT	PF					BS	BA	
11	Gabriela Jaquez	F 30:48	7-11	4-7	3-3	2	4	6	2	2	21	1	3	1	1	1	37		
51	Lauren Betts	C 26:40	5-7	0-0	2-2	3	4	7	2	5	12	6	2	0	0	0	35		
1	Kiki Rice	G 30:40	6-12	1-3	7-7	0	8	8	1	3	20	3	2	1	0	0	37		
5	Charisse Leger-Walker	G 30:44	3-8	1-6	1-2	1	2	3	1	1	8	7	1	3	0	0	39		
8	Gianna Kneepkens	G 25:22	7-12	4-8	2-2	0	3	3	1	2	29	3	1	1	0	0	31		
9	Lena Bilic	15:55	1-3	0-2	0-0	0	2	2	3	1	2	1	1	0	0	0	2		
32	Angela Dugalci	21:14	1-5	0-3	0-0	2	4	6	2	3	2	1	2	4	0	0	16		
33	Amanda Muse	13:17	0-0	0-0	2-2	1	0	1	2	2	2	0	1	0	0	0	0		
3	Christina Karamouzi Siegel	02:40	0-1	0-1	0-0	0	1	0	0	0	0	1	0	0	0	0	-3		
43	Megan Grant	02:40	0-2	0-0	0-0	0	0	0	0	0	0	0	0	0	0	0	-3		
Team			3	1	4	0	0	0	0	0	0	0							
Totals			30-61	10-30	17-18	14	29	43	14	19	87	22	14	10	3	1	37		
Major Fouls: NONE																			
Dead Ball Rebounds: 1-0																			

	UCSB	UCLA
Biggest lead	0 (1 st 10:00)	42 (4 th 6:06)
Best Scoring Run	8 (1 st 2:38)	16 (3 rd 9:06)
Lead Changes	0	
Times Tied	1	
Time with Lead	00:00	39:36

Points from	UCSB	UCLA
Turnovers	10	24
Paint	30	34
Second Chance	6	13
Fast Breaks	2	18
Bench	20	6

Period by Period Scoring					
	1st	2nd	3rd	4th	TOT
UCSB	17	9	17	7	50
UCLA	21	30	23	13	87



2025-26 UCLA WBB BOX SCORES

Overall: 16-1 Home: 7-0 Away: 4-0 Neutral: 5-1 Big Ten: 6-0



Official Basketball Box Score - Final
South Fla. at UCLA
11/15/25 Michéle ULTRA Arena, Las Vegas
2025-26 Women's Basketball

Game Time: 6:00 PM
Game Duration: 1:44
Attendance: 2,116

Officials: Lisa Jones, Melissa Barlow, Angelica Sulten

South Fla. - 61

Record: 2-2

NO.	Name	Min	FG	3P	FT	Rebounds		Fouls	TP	AS	TO	ST	Blocks	BB	+/-	Shooting By Period					
			M/A	M/A	M/A	OR	DR	TO	BS	BA	BS	BA	1st	2nd							
14	Iris Piper	F 22:12	1-3	0-0	0-0	1	3	4	4	0	2	0	0	0	0	-20	3PT%	14	25.0%		
21	L'or Mputu	F 27:48	3-6	0-0	0-0	4	2	6	5	2	6	0	0	0	0	-28	3PT%	14	25.0%		
1	Katie Davidson	G 30:05	5-13	2-7	4-4	1	2	3	1	3	16	1	0	0	1	-30	3PT%	9	56.3%		
10	Edyn Battle	G 27:20	3-10	0-0	2-4	0	3	3	1	3	8	2	0	0	0	-20	3PT%	4	50.0%		
13	Stefanie Ingram	G 30:52	3-9	3-7	4-4	0	1	3	3	13	5	3	1	0	0	-29	FT%	2	100%		
11	Kirsten Lewis-Williams	15:57	2-6	0-1	0-0	0	0	0	0	2	1	4	1	0	0	-12	3PT%	5	13.3%		
23	Jelena Buljic	15:09	1-3	0-1	0-0	0	0	0	0	0	2	3	0	0	0	-15	3PT%	14	25.0%		
9	Janette Aarnio	09:08	0-1	0-0	1-2	1	2	0	1	1	0	0	1	0	0	-4	FT%	5	83.3%		
8	Fatou Diakite	12:12	3-5	1-2	0-0	1	0	1	2	7	0	0	1	0	0	-5	3PT%	7	58.3%		
22	Lee Teichman	08:17	0-1	0-0	2-2	0	1	1	0	2	2	0	0	0	0	-2	3PT%	5	83.3%		
Team			3		0		0		0		0		0		-33						
Totals			21-57	8-18	13-16	11	13	24	18	17	51	11	8	3	0	6	-33	GM	FT%	21-57	36.8%
																		3PT%	6-18	33.3%	
																		FT%	13-16	81.3%	
																		Major Fouls: NONE			

Major Fouls: NONE

Dead Ball Rebounds: 3-0

UCLA - 94

Record: 5-0

No.	Name	Min	FG		3P		FT	Rebounds		Fouls	TP	AS	TO	ST	Blocks		+/-	Shooting By Period		
			M/A	P/A	M/A	P/A		OR	DR						OT	FT		BS	BA	1st
11	Gabriela Jaquez	F 26:50	7-7	0-0	3-3	1	5	6	1	2	17	3	0	1	0	0	21	3PT	12-18 66.7%	
51	Lauren Betts	C 26:42	5-7	0-0	4-4	4	4	8	2	6	14	5	2	0	3	0	30	FT%	42 50.0%	
1	Kiki Rice	G 30:03	4-9	1-2	3-3	0	7	7	1	3	12	0	1	1	1	0	28	2nd FG	9-15 60.0%	
5	Charisse Leger-Walker	G 27:26	6-10	2-5	2-3	2	0	2	2	3	16	7	1	1	1	0	28	3PT%	14 25.0%	
8	Gianna Kneepkens	G 26:04	5-10	2-4	2-2	3	2	5	4	1	14	5	1	2	0	0	30	3PT%	7-7 100%	
9	Lena Bilic	G 19:23	2-6	0-4	0-0	0	0	0	0	4	2	0	1	0	0	0	7	3rd FG	8-13 61.5%	
32	Angela Dugalic	25:15	5-8	1-2	2-2	1	3	4	0	2	13	0	3	0	1	0	19	3PT%	12 50.0%	
33	Amanda Muse	14:02	2-2	0-0	0-1	0	1	1	1	1	4	1	1	0	0	0	6	FT%	4-4 100%	
3	Christina Karamouzi Siegel	02:56	0-0	0-0	0-0	0	0	0	0	0	0	0	0	0	0	0	-2	4th FG	7-13 53.8%	
43	Megan Grant	01:19	0-0	0-0	0-0	0	0	0	0	2	0	0	1	0	0	0	-2	3PT%	0-0 0.0%	
Team			1		3		0		0		0		0		0		0		0	
Totals			36-59	6-17	16-18	12	25	37	17	18	94	23	10	6	6	0	33	GM FG%	36-59 61.0%	
																		3PT%	6-17 35.3%	
																		FT%	16-18 88.9%	
																		Major Fouls: NONE		

Major Fouls: NONE

Dead Ball Rebounds: 0-0

USF		UCL	
Biggest lead	0 (1 st 10:00) 37 (4 th 6:34)	Points from	USF UCL
Best Scoring Run	5 (2 nd 9:00) 14 (1 st 5:32)	Turnovers	12 12
Lead Changes	0	Paint	18 56
Times Tied	0	Second Chance	14 23
Time with Lead	00:00 39:47	Fast Breaks	2 14
		Bench	16 21

Period by Period Scoring					
	1st	2nd	3rd	4th	TOT
USF	8	24	16	13	61
UCL	29	26	21	18	94



Official Basketball Box Score - Final
UCLA at Texas
11/26/25 Michéle ULTRA Arena, Las Vegas
2025-26 Women's Basketball

Game Time: 11:00 AM
Game Duration: 2:07

Officials: Chuck Gonzalez, In'Firi Robinson, Kyle Bacon

UCLA - 65

Record: 6-1

NO.	Name	Min	FG		3P		FT	Rebounds		Fouls	TP	AS	TO	ST		Blocks	+/-	Shooting By Period			
			M-A	M-A	M-A	M-A		OR	DR					OT	PF			FF	BS	BA	1st
11	Gabriela Jaquez	F 30:20	2-4	0-1	0-0	1	2	3	4	3	4	1	2	0	0	0	0	-14	3PT% 0-1 0.0%		
35	Lauren Betts	C 36:49	4-8	0-0	0-0	2	5	7	3	4	8	3	2	0	1	1	-8	FT% 0-0 0%			
1	Kiki Rice	G 34:05	4-12	0-1	9-10	0	6	6	4	7	17	3	3	3	0	2	-10	2nd FG% 7-13 53.8%			
5	Charisse Leger-Walker	G 30:04	5-10	1-3	2-2	1	2	3	3	3	13	2	6	0	0	2	-4	1st FG% 1-3 33.3%			
8	Gianna Kneepkens	G 35:10	7-11	3-6	0-0	1	2	3	2	3	2	17	2	3	2	1	0	-9	FT% 0-0 0%		
32	Angela Dugalic	33:32	2-6	0-2	2-2	0	3	3	3	1	6	1	2	1	0	0	-10	3rd FG% 7-13 53.8%			
Team			4		4		0		0		2		0		0		-11		3PT% 2-6 33.3%		
Totals			24-51		4-13		13-14		9		23		32		20		20		65 12 20 6 2 5 -11		4th FG% 5-11 45.5%
																			Major Fouls: NONE		
																			3PT% 1-5 20.0%		
																			FT% 7-8 87.5%		
																			GM FG% 24-51 47.1%		
																			3PT% 4-13 30.8%		
																			FT% 13-14 92.9%		

Major Fouls: NONE

Dead Ball Rebounds: 1-0

Texas - 76

Record: 6-0

NO.	Name	Min	FG		3P		FT	Rebounds		Fouls	TP	AS	TO	ST	Blocks		+/-	Shooting By Period		
			M/A	M/A	M/A	M/A		OR	DR						OT	BS		BS	1st	2nd
25	Breya Cunningham	F 28:54	3-5	0-0	1-2	1	2	3	3	2	7	1	0	1	0	1	6	3PT%	0.0	
32	Teya Sidberry	F 23:04	1-2	0-1	0-0	0	1	1	3	0	2	0	0	0	0	0	8	3PT%	0.0	
35	Madison Booker	F 38:41	6-17	1-4	3-3	2	5	7	3	7	16	5	3	1	0	0	11	2nd FG%	10-18	
3	Rori Harmon	G 40:00	9-15	2-2	6-6	0	3	3	3	7	26	5	1	1	0	0	11	3PT%	3-4	
7	Jordan Lee	G 39:23	5-16	3-7	0-0	0	0	0	3	1	13	4	0	3	4	0	12	FT%	2-2	
00	Kyla Oldacre	12:25	0-0	0-0	2-2	0	2	2	3	1	2	0	0	2	1	0	5	3PT%	5-15	
11	Justice Carlton	17:33	3-7	0-1	4-4	5	1	6	2	2	10	1	5	1	0	1	2	1st FG%	6-6	
Team			4		4		0		0		1		0		0		FT%		4-5	
Totals			27-62	6-15	16-17	12	18	30	20	20	76	16	10	9	5	2	11	4th FG%	3-10	
																			Major Fouls: NONE	
			3PT%		0.0		FT%		8-8		100		GM FG%		27-62		43.5%			
			3PT%		6-15		40		FT%		16-17		94.1							

Major Fouls: NONE

Dead Ball Rebounds: 1-0

UCL		TEX	
Biggest lead	2 (1 st 9:39) 23 (3 rd 7:29)	Points from	UCL TEX
Best Scoring Run	8 (4 th 4:31) 9 (2 nd 8:02)	Turnovers	13 18
Lead Changes	1	Paint	34 24
Times Tied	1	Second Chance	9 16
Time with Lead	00:13 38:49	Fast Breaks	11 12
		Bench	6 12

Period by Period Scoring					
	1st	2nd	3rd	4th	TOT
UCL	10	15	22	18	65
TEX	20	25	17	14	76



Official Basketball Box Score - Final
Southern U. at UCLA
11/23/25 Pauley Pavilion, Los Angeles
2025-26 Women's Basketball

Game Time: 2:00 PM
Game Duration: 1:44
Attendance: 3,712

Officials: Mq Forsberg, Lisa Jones, Salf Escho



Official Basketball Box Score - Final
Southern U. at UCLA
11/23/25 Pauley Pavilion, Los Angeles
2025-26 Women's Basketball

Game Time: 2:00 PM
Game Duration: 1:44
Attendance: 3,712

Officials:

Southern U. - 37

Record: 0-1

NO.	Name	Min	FG		3P		FT	Rebounds		Fouls	TP	AS	TO	ST	Blocks		+/-	Shooting % per period		
			M/A	M/A	M/A	M/A		OR	DR						BS	BA		SS	AS	4-4
24	Demyra Porter	F 19:42	4-7	0-0	0-0	3	1	4	3	1	8	0	1	0	0	0	-25	3PT%	4-6 16.7%	
2	J'Shantae Reed	G 20:49	1-6	1-5	0-0	1	0	1	2	0	3	1	0	0	0	0	-28	FT%	0-0 0%	
5	D'Shanna Edwards	G 15:34	1-6	1-3	0-0	1	0	1	0	3	0	3	1	0	0	0	-22	2nd 3PT%	0-3 0% 0.0%	
8	Mykayla Cunningham	G 26:26	2-8	0-2	0-0	2	2	0	4	3	0	2	0	0	0	0	-38	3PT%	0-4 0.0%	
20	Zaria Hurston	G 26:57	1-5	0-1	0-0	0	2	2	1	1	2	1	2	0	0	0	-32	FT%	0-0 0%	
30	Olivia Delaney	17:49	2-8	0-4	0-0	0	2	2	1	1	4	0	0	0	1	1	-27	3PT%	1-4 28.6%	
4	Jocelyn Tate	19:07	1-4	0-0	3-3	0	2	2	2	2	5	3	1	1	0	0	-23	3PT%	1-5 20.0%	
10	Demonnie Lagway	21:36	1-4	0-1	0-0	1	0	1	1	0	2	0	2	0	0	0	-33	FT%	3-3 100%	
14	Jestiny Dixon	13:07	0-2	0-1	0-0	0	0	0	0	0	0	0	0	0	0	0	-8	4th 3PT%	0-3 0.0%	
13	Anaja Hall	16:38	3-6	0-0	0-0	1	0	1	3	1	6	0	2	0	0	0	-21	3PT%	0-2 0.0%	
23	Kiana Wilson	02:15	0-0	0-0	0-0	0	0	0	0	0	0	0	1	0	0	0	2	FT%	0-0 0%	
Team			2		4		0		0		0		2		0		GM FG%		16-56 28.6%	
Totals			16-56	2-17	3-3	9	11	20		16	37	9	4	1	4	-51		FT%	2-17 11.8%	
																		Major Fouls: NONE		
																		FT%		3-3 100.0%

2025-26 UCLA WBB BOX SCORES

Overall: 16-1 Home: 7-0 Away: 4-0 Neutral: 5-1 Big Ten: 6-0



Official Basketball Box Score - Final
Tennessee at UCLA
11/02/25 Pauley Pavilion, Los Angeles
2025-26 Women's Basketball

Game Time: 1:30 PM
Game Duration: 1:54
Attendance: 5,559

Officials: Brenda Pantis, Gina Cross, Maj Forberg

Tennessee - 77

Record: 0-1

NO.	Name	Min	FG		3P		FT		Rebounds		Fouls		TP	AS	TO	ST	Blocks		+/-	Shooting By Period	
			M/A	M/A	M/A	M/A	OR	DR	OR	DR	PF	FO					BS	BA		1st	2nd
0	Janiya Barker	F 26:31	9-17	3-7	4-5	1	2	3	3	3	3	25	0	4	2	0	1	1	-12	1st FG%	8-20
11	Zoe Spearman	F 30:31	5-11	0-2	0-0	3	3	6	4	0	10	2	2	0	1	1	1	1	-3	3PT%	4-10
1	Niya Robertson	G 23:42	4-7	3-5	1-1	0	1	0	1	2	12	3	4	1	0	1	0	-12	FT%	1-1	
4	Kaniya Boyd	G 13:39	1-3	1-2	0-0	0	1	1	1	0	3	0	1	0	1	0	1	-6	2nd FG%	6-20	
55	Talaysia Cooper	G 30:24	5-15	1-6	0-0	2	4	6	2	2	11	8	6	1	0	1	0	-8	3PT%	4-9	
25	Deniyia Prawl	19:13	2-6	1-2	1-1	1	2	3	1	1	6	1	0	1	0	0	-9	FT%	2-2		
33	Alyssa Latham	G 19:09	1-4	0-1	2-2	0	1	1	1	1	4	2	1	0	1	0	-20	4th FG%	6-14		
8	Jersey Wolfenbarger	04:07	0-0	0-0	0-0	0	0	0	0	0	0	0	0	0	0	0	-3	3PT%	3-7		
13	Mia Pauldo	15:53	1-5	1-3	0-0	0	0	1	1	1	3	2	1	0	0	1	-16	FT%	2-2		
15	Jaida Civil	16:51	1-3	1-2	0-0	0	3	6	0	2	3	0	0	0	0	0	-16	GM FG%	29-71		
Team			6			3			9			0			1			5			
Totals			29-71	11-30	8-9	17	20	37	18	12	77	18	20	5	3	5	-22	Major Fouls: NONE			

Dead Ball Rebounds: 3.0

UCLA - 99

Record: 1-0

NO.	Name	Min	FG		3P		FT		Reb		Fouls		TP	AS	TO	ST	Blocks		+/-	Shooting By Period	
			M/A	M/A	M/A	M/A	OR	DR	OR	DR	PF	FO					BS	BA		1st	2nd
11	Gabriela Jaquez	F 32:17	10-14	5-6	4-5	2	1	3	0	4	29	3	1	2	0	1	2	1	-22	1st FG%	9-16
51	Lauren Betts	C 29:24	3-8	0-0	1-2	0	4	4	3	3	7	3	1	2	2	1	2	1	-12	3PT%	3-6
1	Kiki Rice	G 30:11	8-13	1-2	3-4	5	6	11	2	3	20	2	3	2	0	0	0	13	FT%	7-9	
5	Charlisse Leger-Walker	G 28:42	3-9	0-3	1-3	0	2	2	2	2	7	11	1	4	0	0	0	-25	2nd FG%	9-17	
8	Gianna Kneepkens	G 31:15	7-10	4-6	1-1	0	0	0	3	1	19	3	1	0	1	0	0	-11	3PT%	3-5	
32	Angela Dugalic	29:29	6-7	0-0	2-4	0	6	6	0	4	14	2	1	3	1	0	0	-25	4th FG%	11-19	
33	Amanda Muse	04:34	0-1	0-0	0-0	1	0	1	0	0	0	0	0	0	0	0	0	-3	3PT%	4-6	
9	Lena Bilic	12:03	1-2	0-0	1-1	1	1	1	2	0	3	1	0	0	0	2	0	-3	FT%	1-2	
3	Christina Karamouzi Siegel	01:02	0-0	0-0	0-0	0	0	0	0	0	0	0	0	0	0	0	0	-3	4th FG%	10-13	
43	Megan Grant	01:03	0-1	0-0	0-0	1	0	1	0	0	0	0	0	0	0	0	0	-3	GM FG%	29-71	
Totals			38-65	10-17	13-20	12	21	33	12	18	99	25	12	13	5	3	22	Major Fouls: NONE			

Dead Ball Rebounds: 2.2

TENNES		UCLA	
Biggest lead	2 (1 st 5:24)	25 (4 th 1:27)	
Best Scoring Run	13 (4 th 8:08)	11 (3 rd 0:35)	
Lead Changes	8		
Times Tied	1		
Time with Lead	01:32	37:47	

Points from		TENNES		UCLA	
Turnovers	13	29			
Paint	32	50			
Second Chance	15	14			
Fast Breaks	5	18			
Bench	16	17			

Period by Period Scoring		TENNES		UCLA	
1st	2nd	3rd	4th	TOT	
TENNES	21	18	17	21	77
UCLA	26	23	27	23	99



Official Basketball Box Score - Final
Cal Poly at UCLA
12/16/25 Pauley Pavilion, Los Angeles
2025-26 Women's Basketball

Game Time: 7:00 PM
Game Duration: 1:46
Attendance: 3,148

Officials: Maj Forberg, Roy Gubayan, Esther Hsu

Cal Poly - 28

Record: 2-8

NO.	Name	Min	FG		3P		FT		Rebounds	Fouls		TP	AS	TO	ST	Blocks		+/-	Shooting By Period	
			M/A	M/A	M/A	M/A	OR	DR		OR	DR					PF	FO		BS	BA
9	Nora Perez	F 18:31	1-3	0-0	0-0	0	0	1	1	4	0	2	3	0	0	0	0	-40	3PT%	3-6
30	Charish Thompson	F 14:34	3-9	2-2	0-0	0	0	2	2	0	8	1	0	0	0	0	0	-31	FT%	0-0
5	Gabby Robinson	G 25:51	2-4	0-1	0-0	0	2	2	2	1	4	0	3	0	0	0	0	-60	2nd FG%	1-10
22	Alana Gosby	G 25:06	0-2	0-0	0-0	0	2	1	3	0	2	2	7	0	0	0	0	-60	3PT%	1-2
24	Madison Butcher	G 26:13	1-4	0-1	0-0	0	1	1	1	1	2	0	1	0	0	0	0	-52	FT%	1-2
7	Jordan Billing	10:00	0-0	0-0	0-0	0	0	0	1	1	0	1	0	0	0	0	0	-22	4th FG%	2-8
14	Gillian Bears	12:15	0-0	0-0	0-0	0	3	3	5	0	0	0	1	0	0	0	0	-27	3PT%	0-3
55	Vivian Franklin	13:53	0-6	0-4	0-0	0	1	1	2	0	0	0	4	0	0	0	0	-19	FT%	1-2
1	Arissa Garcia	10:57	0-2	0-0	0-0	0	0	0	2	0	0	1	7	0	0	0	0	-29	4th FG%	3-11
8	Katie Peiffer	17:24	3-6	2-4	0-0	0	0	0	0	4	8	0	1	0	0	0	0	-42	3PT%	0-2
23	Ana Moleon Hidalgo	10:07	0-0	0-0	1-2	0	0	0	0	1	1	1	0	0	0	0	0	-17	FT%	1-2
11	Avery Krepp	15:09	1-4	0-1	1-2	0	1	1	0	2	3	0	1	0	0	1	0	-36	GM FG%	11-40
Team			0			1			0			0			1			5		
Totals			11-40	4-13	2-4	2	2	13	15	23	8	28	6	31	0	0	4	-87	Major Fouls: NONE	

Dead Ball Rebounds: 2.1

UCLA - 115

Record: 16-1

NO.	Name	Min	FG		3P		FT		Rebounds		Fouls		TP	AS	TO	Blocks		+/-	Shooting By Period		
			M/A	P/A	M/A	P/A	OR	DR	OT	PF	FO	BS				BA	1st		2nd		
11	Gabriela Jaquez	F 24:43	4-7	3-4	3-4	1	4	5	3	4	14	2	1	2	0	0	58	3PT%	3-8	37.5%	
51	Lauren Betts	C 16:53	10-14	0-0	0-1	7	3	10	0	2	20	2	0	1	1	0	34	3PT%	2-3	36.7%	
1	Kiki Rice	G 27:31	8-11	2-3	5-6	2	6	8	0	4	23	4	1	4	0	0	65	FT%	7-9	77.8%	
5	Charlisse Leger-Walker	G 22:48	4-7	2-4	4-4	0	2	2	0	2	14	7	1	4	0	0	52	2nd FG%	13-22	59.1%	
8	Gianna Kneepkens	G 20:25	7-11	4-7	1-1	0	2	2	0	1	19	5	0	6	0	0	51	3PT%	5-10	50.0%	
9	Lena Bilic	24:40	3-13	0-7	0-0	2	2	4	1	0	6	1	0	0	2	0	43	3rd FG%	12-20	60.0%	
32	Angela Dugalic	20:07	3-5	2-4	0-0	1	2	3	2	8	2	2	2	2	0	0	51	3PT%	5-9	55.6%	
33	Amanda Muse	20:26	1-2	0-0	0-0	4	0	4	1	1	2	2	0	0	1	0	50	FT%	2-4	50.0%	
16	Sienna Betts	09:59	1-1	0-0	3-8	0	0	0	0	6	5	2	1	0	0	0	16	4th FG%	7-11	63.6%	
3	Christina Karamouzi Siegel	08:57	0-1	0-1	2-2	1	1	2	1	1	2	1	0	0	0	0	10	3PT%	1-3	33.3%	
43	Megan Grant	03:31	1-1	0-0	0-0	0	0	0	0	0	2	0	0	0	0	0	5	FT%	1-1	100.0%	
Team			2			4			8			23			115			87			
Totals			42-73	13-30	18-26	20	26	46	8	23	115	28	7	19	4	0	8	77	Major Fouls: NONE		
																		3PT%		13-26	50.0%
																		FT%		19-20	95.0%

Dead Ball Rebounds: 5.1

CPU		UCL	
Biggest lead	0 (1 st 10:00)	87 (4 th 1:24)	
Best Scoring Run	3 (1 st 5:15)	27 (2 nd 0:02)	
Lead Changes	0		
Times Tied	0		
Time with Lead	00:00	39:42	

Points from	CPU	UCL	P
Turnovers	3	59	
Paint	12	56	
Second Chance	0	21	
Fast Breaks	0	28	
Bench	12	25	

2025-26 UCLA WBB BOX SCORES

Overall: 16-1 Home: 7-0 Away: 4-0 Neutral: 5-1 Big Ten: 6-0



Official Basketball Box Score - Final
UCLA at Ohio St.
120255 Value City Arena, Columbus
2025-26 Women's Basketball

Game Time: 2:00 PM
Game Duration: 1:54
Attendance: 8,455

Officials: Brian Hall, Chuck Gonzalez, Maggie Tetterton

UCLA - 82

Record: 12-1 (2-0)

NO.	Name	Min	FG	3P	FT	Rebounds	Fouls	TP	AS	TO	ST	Blocks	BS	BA	+/
			M/A	M/A	M/A	OR	DR	FF	FF	FF	FF	BS	BA		
11	Gabriela Jaquez	F	31:14	4-8	2-5	2	6	8	4	2	12	1	0	1	0
51	Lauren Betts	C	31:24	9-18	0-0	0	9	7	16	2	1	16	4	4	0
1	Kiki Rice	G	33:15	6-12	1-2	3-3	2	2	4	1	5	16	4	2	2
5	Charlisse Leger-Walker	G	31:46	1-7	1-4	1-2	0	2	2	4	2	4	3	3	2
8	Gianna Kneepkens	G	30:05	4-12	3-9	1-1	1	4	5	2	3	12	2	3	1
16	Sienna Betts	G	13:00	2-6	0-0	1-1	2	2	4	5	1	5	1	0	1
32	Angela Dugalic	G	25:19	7-9	0-2	1-3	1	4	5	2	3	15	0	4	0
9	Lena Bilic	G	03:48	0-1	0-0	0-0	0	0	0	0	0	0	0	1	0
	Team					2	1	3	0	0	0	0	0	0	0
Totals			33:73	7-22	9-13	19	28	47	15	17	82	16	16	8	4

Major Fouls: NONE

Shooting By Period	
1st FG%	7-18 38.9%
3PT%	3-6 50.0%
FT%	1-1 100%
2nd FG%	9-19 47.4%
3PT%	0-5 0.0%
FT%	3-6 50%
3rd FG%	11-20 55.0%
3PT%	1-4 25.0%
FT%	1-1 100%
4th FG%	6-16 37.5%
3PT%	3-7 42.9%
FT%	2-2 100%
GM FG%	33-73 45.2%
3PT%	7-22 31.8%
FT%	9-13 69.2%

Dead Ball Rebounds: 2.0

Ohio St. - 75

Record: 11-2 (1-1)

NO.	Name	Min	FG	3P	FT	Rebounds	Fouls	TP	AS	TO	ST	Blocks	BA	BA	+/				
			M/A	M/A	M/A	OR	DR	FF	FF	FF	FF	BS	BA						
1	Kylee Kitts	F	20:07	0-4	0-2	2-2	1	3	4	3	2	1	0	1	0	-1			
12	Elsa Lemmilla	C	32:23	6-7	1-2	0-1	2	5	7	3	1	13	0	2	1	4	0	-2	
2	Chance Gray	G	30:48	2-7	0-4	3-3	0	1	1	3	7	4	3	0	0	1	-7		
3	Kennedy Cambridge	G	30:04	2-11	1-7	0	0	3	5	8	4	2	5	3	1	4	0	0	-3
22	Jaloni Cambridge	G	36:50	1-14	5-6	0	2	2	4	5	28	4	2	3	0	0	0	-5	
5	Ava Watson	G	14:07	1-2	0-1	2-2	0	1	1	1	4	2	2	0	0	0	0	-2	
4	Tyana Todd	G	23:46	6-13	4-9	0	1	2	3	1	0	16	1	0	0	0	2	-9	
8	Bryn Martin	G	10:10	0-1	0-1	0-0	0	0	0	0	1	0	0	0	0	0	0	3	
14	Ella Hobbs	G	01:39	0-0	0-0	0-0	0	0	0	0	0	0	0	0	0	0	0	-5	
Team							3	3	6	0	0	0	0	0	0	0	0	0	0
Totals			28:54	7-30	12-14	10	22	32	17	15	75	16	12	8	4	4	7	7	

Major Fouls: NONE

Shooting By Period	
1st FG%	7-19 36.8%
3PT%	4-5 80.0%
FT%	2-3 66.7%
2nd FG%	6-13 46.2%
3PT%	1-8 12.5%
FT%	4-4 100%
3rd FG%	8-18 44.4%
3PT%	5-11 45.5%
FT%	2-2 100%
4th FG%	7-14 50.0%
3PT%	1-6 16.7%
FT%	4-5 80%
GM FG%	28-64 43.8%
3PT%	7-30 23.3%
FT%	12-14 85.7%

Dead Ball Rebounds: 0.1

UCLA		OSU	
Biggest lead	16 (4 th 5:44) 0 (1 st 10:00)		
Best Scoring Run	7 (1 st 7:21) 9 (4 th 2:05)		
Lead Changes	0		
Times Tied	2		
Time with Lead	38:07	00:00	

Points from		UCLA		OSU	
Turnovers	13	11			
Paint	50	32			
Second Chance	35	10			
Fast Breaks	12	18			
Bench	20	20			

Period by Period Scoring					
	1st	2nd	3rd	4th	TOT
UCLA	18	21	24	19	82
OSU	16	17	23	19	75



Official Basketball Box Score - Final
UCLA at Penn St.
120125 Rec Hall, State College
2025-26 Women's Basketball

Game Time: 2:00 PM
Game Duration: 2:02
Attendance: 3,199

Officials: Roy Gubeyan, Natasha Camp, Bruce Morris

UCLA - 97

Record: 13-1 (3-0)

NO.	Name	Min	FG	3P	FT	Rebounds	Fouls	TP	AS	TO	ST	Blocks	BS	BA	+/		
			M/A	M/A	M/A	OR	DR	FF	FF	FF	FF	BS	BA				
11	Gabriela Jaquez	F	24:11	2-6	0-2	4-5	3	4	7	1	4	8	3	1	1	0	22
51	Lauren Betts	C	24:54	11-19	0-0	0-0	3-4	2	5	7	2	25	2	3	0	0	21
1	Kiki Rice	G	26:27	5-9	1-2	5-6	2	2	4	1	5	16	6	1	0	0	27
5	Charlisse Leger-Walker	G	22:02	1-3	0-2	0-0	0	4	4	2	2	2	8	0	1	0	26
8	Gianna Kneepkens	G	25:55	6-9	5-7	0-0	1	1	1	2	0	17	3	0	3	0	18
9	Lena Bilic	G	21:23	1-4	0-0	0-0	0	1	1	1	0	3	2	2	0	1	25
16	Sienna Betts	G	16:07	4-8	0-0	2-2	1	1	2	4	3	10	1	1	0	0	5
32	Angela Dugalic	G	18:12	2-5	2-4	2-2	0	3	3	3	2	8	2	1	0	0	23
3	Amanda Muse	G	11:37	2-3	0-0	0-0	2	0	2	0	1	4	0	0	0	0	14
3	Christina Karamouzi Siegel	G	06:12	2-2	1-1	0-1	0	1	1	0	1	5	0	0	0	0	-1
43	Megan Grant	G	03:00	0-0	0-0	0-0	0	0	0	1	0	0	0	1	0	0	0
Team							1	2	3	0	0	0	0	0	0	0	0
Totals			35:58	9-18	16-20	11	24	35	16	22	97	27	8	6	0	3	36

Major Fouls: NONE

Shooting By Period	
1st FG%	11-19 57.9%
3PT%	4-7 57.1%
FT%	3-4 75%
2nd FG%	6-13 46.2%
3PT%	1-5 20.0%
FT%	4-4 100%
3rd FG%	11-22 50.0%
3PT%	1-3 33.3%
FT%	2-4 50%
4th FG%	8-14 57.1%
FT%	7-8 87.5%
GM FG%	36-68 52.9%
3PT%	9-18 50.0%
FT%	16-20 80.0%

Dead Ball Rebounds: 1.1

Penn St. - 61

Record: 7-7 (3-3)

NO.	Name	Min	FG	3P	FT	Rebounds	Fouls	TP	AS	TO	ST	Blocks	BS	BA	+/	
			M/A	M/A	M/A	OR	DR	FF	FF	FF	FF	BS	BA			
4	Magpie Mendelson	F	19:42	2-5	0-0	3-4	0	1	1	5	4	7	1	0	2	-22
3	Mariah Murray	G	31:39	3-10	3-9	0-0	0	2	2	2	0	9	2	4	0	-31
19	Tea Cleante	G	31:38	2-6	0-2	0-0	1	1	2	1	2	4	7	4	0	-24
23	Kyomi McMiller	G	33:24	6-17	0-3	1-2	2	4	6	2	3	13	1	1	0	-26
24	Shayla Smith	G	20:35	4-7	0-2	0-0	2	5	7	4	2	8	0	3	1	-18
14	Amiya Evans	G	10:30	0-0	0-0	0-0	0	0	0	0	1	0	0	0	0	-22
44	Gracie Merkle	G	26:03	6-6	0-0	3-5	1	3	4	3	3	15	1	1	0	-7
10	Vitoria Santana	G	03:40	0-1	0-1	0-0	0	0	0	0	0	1	0	2	1	-2
7	Viktoria Ranasievic	G	11:33	1-2	1-2	2-2	0	1	1	1	1	5	2	1	0	-14
8	Nyia McFadden	G	05:57	0-0	0-0	0-0	0	1	1	1	0	0	0	0	0	-7
2	Shayla Steele	G	05:00	0-0	0-0	0-0	0	1	1	1	0	0	0	0	0	-3
25	Rachael Okokoh	G	02:20	0-1	0-0	0-0	0	1	1	1	0	0	0	0	1	-4
Team						0	3	3	0	0	0	0	0	0	0	0
Totals			24:55	4-19	9-13	6	23	29	22	16	61	14	18	3	3	-36

Major Fouls: NONE

Shooting By Period	
1st FG%	5-15 33.3%
3PT%	1-2 50%
FT%	1-1 100%
2nd FG%	5-11 45.5%
3PT%	1-5 20.0%
FT%	3-4 75%
3rd FG%	3-15 20.0%
3PT%	1-6 16.7%
FT%	6-7 85.7%
4th FG%	11-14 78.6%
FT%	3-3 33.3%
GM FG%	24-55 43.6%
3PT%	4-19 21.1%
FT%	9-13 69.2%

Dead Ball Rebounds: 4.1



Official Basketball Box Score - Final
Southern California at UCLA
01/03/26 Pauley Pavilion, Los Angeles
2025-26 Women's Basketball

Game Time: 5:00 PM
Game Duration: 1:49
Attendance: 11,241

Officials: Michael McConnell, In'Firi Robinson, Michael Muray

Southern California - 46

Record: 10-4 (2-1)

NO.	Name	Min	FG	3P	FT	Rebounds	Fouls	TP	AS	TO	ST	Blocks	BS	BA	+/			
			M/A	M/A	M/A	OR	DR	FF	FF	FF	FF	BS	BA					
8	Gerda Rauskasalyte	F	12:21	1-5	0-0	0	2	0	2	1	0	2	0	1	0	1	-9	
3	Londynn Jones	G	21:57	1-9	1-5	3-4	0	0	0	3	2	6	3	1	0	1	-16	
9	Jazzy Davidson	G	32:17	4-15	2-6	0-0	0	2	2	3	2	10	1	1	0	3	-25	
11	Kennedy Smith	G	31:34	3-11	1-3	0-0	2	3	5	2	2	7	4	3	0	0	-28	
25	Kara Dunn	G	34:10	4-11	3-7	0-0	1	0	1	0	11	1	2	1	0	1	-31	
0	Vivian Iwuchukwu	G	08:04	0-2	0-0	0-0	0	2	2	1	0	0	0	0	1	0	-9	
10	Malia Samuels	G	19:35	3-3	0-0	1-2	1	1	2	2	2	7	0	2	1	0	-20	
7	Yakiya Milton	G	13:24	0-3	0-0	0-2	1	1	2	2	1	0	0	0	0	0	-2	
13	Dayana Mendes	G	11:15	0-3	0-2	0-0	1	2	3	0	1	0	0	1	0	2	-14	
6	Laura Williams	G	10:19	0-0	0-0	0-0	1	0	1	0	0	0	0	0	0	0	-12	
4	Rian Forester	G	02:32	0-0	0-0	0-0	0	0	0	1	0	0	1	1	0	0	0	
24	Brooklyn Shamblin	G	02:32	1-1	1-1	0-0	0	0	0	0	3	0	0	0	0	0	0	
Team						2	4	6	0	0	0	0	0	0	0	0	0	
Totals				17-63	8-24	4-8	11	15	26	15	10	46	10	14	5	4	6	-34

2025-26 UCLA WBB BOX SCORES

Overall: 16-1 Home: 7-0 Away: 4-0 Neutral: 5-1 Big Ten: 6-0



Official Basketball Box Score - Final
UCLA at Minnesota
01/14/26 Williams Arena, Minneapolis
2025-26 Women's Basketball

Game Time: 7:00 PM
Game Duration: 1:41
Attendance: 4,374

Officials: Maj Forsberg, Michael McConnell, Brad Massey

UCLA - 76

Record: 16-1 (6-0)

NO.	Name	Min	FG		3P		FT		Rebounds		Fouls		TP	AS	TO	ST	Blocks		+/-
			M-A	M-A	M-A	M-A	M-A	M-A	OR	DR	TOT	PF	FD				BS	BA	
11	Gabriela Jaquez	29:44	5-10	0-3	2-2	1	4	5	2	2	12	0	3	0	0	0	0	0	16
51	Lauren Betts	26:40	7-13	0-0	3-5	6	4	10	3	5	17	0	4	0	1	1	1	1	16
1	Kiki Rice	37:36	8-9	3-3	6-6	0	4	4	2	5	25	5	3	3	1	0	16	0	16
5	Charlisse Leger-Walker	29:59	2-3	1-2	2-2	0	2	2	2	2	7	4	3	2	0	0	17	0	17
8	Gianna Kneepkens	32:48	0-3	0-2	4-4	0	4	4	2	2	4	4	1	2	0	0	8	0	8
32	Angela Dugalic	28:52	4-6	1-3	0-0	1	2	3	3	0	9	4	2	0	0	0	13	0	13
33	Amarda Muse	02:41	0-0	0-0	0-0	0	0	0	0	0	0	1	0	0	0	0	3	0	3
16	Sienna Betts	07:14	1-1	0-0	0-0	0	2	2	2	0	2	0	1	0	0	0	-4	0	-4
9	Lena Bilic	04:26	0-0	0-0	0-0	0	1	1	1	0	0	0	0	0	0	0	5	0	5
Team						0	3	3	0	0	0	0	0						
Totals			27-45	5-13	17-19	8	26	34	17	16	76	18	17	7	2	1	18	0	18

Major Fouls: NONE

Shooting By Period			
1 st FG%	7-9	77.8%	
3PT%	1-2	50.0%	
FT%	2-2	100%	
2 nd FG%	6-9	66.7%	
3PT%	3-6	50.0%	
FT%	2-2	100%	
3 rd FG%	7-17	41.2%	
3PT%	0-2	0.0%	
FT%	3-4	75%	
4 th FG%	7-10	70.0%	
3PT%	1-3	33.3%	
FT%	10-11	90.9%	
GM FG%	27-45	60.0%	
3PT%	5-13	38.5%	
FT%	17-19	89.5%	

Dead Ball Rebounds: 1, 0

Minnesota - 58

Record: 12-5 (3-3)

NO.	Name	Min	FG		3P		FT		Rebounds		Fouls		TP	AS	TO	ST	Blocks		+/-
			M-A	M-A	M-A	M-A	M-A	M-A	OR	DR	TOT	PF	FD				BS	BA	
25	Grace Grocholski	40:00	4-17	1-7	0-0	3	0	3	3	1	9	2	0	1	0	0	-18	0	-18
52	Sophie Hart	25:17	4-7	0-0	0-0	1	0	1	2	4	8	4	0	2	0	0	-5	0	-5
3	Amaya Battle	38:51	7-13	0-2	2-2	1	6	7	1	2	16	5	4	3	1	0	-16	0	-16
10	Mara Braun	37:48	6-14	3-6	0-0	0	1	1	4	4	15	1	0	1	0	1	-18	0	-18
12	Brylee Glenn	36:52	1-6	0-2	1-2	2	1	3	2	4	9	4	3	1	0	1	-22	0	-22
31	Finau Tonga	13:28	3-5	0-0	0-0	1	0	1	4	1	6	0	2	1	0	0	-10	0	-10
35	Makena Christian	07:44	0-0	0-0	1-2	0	0	0	0	1	1	1	0	0	0	0	-1	0	-1
Team						3	3	6	0	0	0	0	1						
Totals			25-62	4-17	4-6	11	11	22	16	17	58	16	10	9	1	2	-18	0	-18

Major Fouls: NONE

Shooting By Period			
1 st FG%	4-14	28.6%	
3PT%	1-4	25.0%	
FT%	0-0	0%	
2 nd FG%	7-18	38.9%	
3PT%	1-5	20.0%	
FT%	0-0	0%	
3 rd FG%	7-16	43.8%	
3PT%	1-2	50.0%	
FT%	0-0	0%	
4 th FG%	7-14	50.0%	
3PT%	1-6	16.7%	
FT%	4-6	66.7%	
GM FG%	25-62	40.3%	
3PT%	4-17	23.5%	
FT%	4-6	66.7%	

Dead Ball Rebounds: 2, 0

UCLA		MINN		Points from		UCLA		MINN		Period by Period Scoring				
Biggest lead		19 (4 th 4:38)		5 (1 st 8:59)		Turnovers		15		1st	2nd	3rd	4th	TOT
Best Scoring Run		13 (1 st 3:42)		7 (4 th 2:24)		Paint		38		UCLA	17	17	25	76
Lead Changes		1				Second Chance		6		MINN	9	15	15	58
Times Tied		1				Fast Breaks		17						
Time with Lead		36:25		02:27		Bench		11						

