

2025-26 PENN STATE

# Men's Basketball



## GAME 17 | UCLA AT PENN STATE | JAN. 14, 2026 | BRYCE JORDAN CENTER

### 2025-26 SCHEDULE

#### OCTOBER

19	at Dayton (Exhib.)	L, 62-78
26	SHIPPENSBURG (Exhib.)	W, 86-67

#### NOVEMBER

3	FAIRFIELD	W, 76-68
8	at New Haven	W, 87-43
11	NAVY	W, 80-71
15	vs. La Salle ^	W, 83-69
19	HARVARD	W, 84-80
22	vs. Providence ^	L, 65-77
25	BOSTON UNIVERSITY	W, 96-87
29	SACRED HEART	W, 90-59

#### DECEMBER

2	CAMPBELL	W, 87-76
9	at Indiana*	L, 72-113
13	#9 MICHIGAN STATE*	L, 72-76
21	vs. Pittsburgh %	L, 46-80
29	N.C. CENTRAL	W, 90-67

#### JANUARY

3	#20 ILLINOIS* &	L, 65-73
6	#2 MICHIGAN*	L, 72-74
10	at #5 Purdue*	L, 85-93
14	<b>UCLA*</b>	<b>8:30 PM</b>
18	at Maryland*	Noon
22	WISCONSIN* I	7:00 PM
26	at Ohio State*	7:00 PM
29	at Northwestern*	8:00 PM

#### FEBRUARY

1	MINNESOTA*	2:00 PM
5	at #4 Michigan*	6:30 PM
8	USC*	Noon
11	at Washington*	10:30 PM
14	at Oregon*	3:00 PM
18	RUTGERS*	6:00 PM
21	at #8 Nebraska*	2:00 PM
28	IOWA*	Noon

#### MARCH

4	OHIO STATE*	7:30 PM
8	at Rutgers*	Noon
10-15	Big Ten Tournament	TBD

^ - Xfinity Mobile Arena (Philadelphia, Pa.)  
 + - Hall of Fame Showcase (Uncasville, Conn.)  
 % - GIANT Center (Hershey, Pa.)  
 & - The Palestra (Philadelphia, Pa.)  
 I - Rec Hall (University Park, Pa.)  
 \* Big Ten Opponent  
 HOME GAMES IN CAPS  
 All times listed Eastern Standard Time

### GAME DAY INFORMATION

#### UCLA BRUINS

11-5 | 3-2 Big Ten



AT



#### PENN STATE NITTANY LIONS

9-7 | 0-5 Big Ten

#### UCLA BRUINS

Head Coach.....	Mick Cronin (7th)
	UCLA Record: 149-69
	Career Record: 514-240
NET Ranking.....	45
KenPom Ranking.....	39
Current Streak.....	W1

#### PENN STATE NITTANY LIONS

Head Coach.....	Mike Rhoades (3rd)
	Penn State Record: 41-39
	Career Record: 414-228
NET Ranking.....	104
KenPom Ranking.....	105
Current Streak.....	L3

### GAME COVERAGE

TV | FSI - Noah Reed (ppp) & Donny Marshall (analyst)  
 RADIO | Penn State Sports Network - 103.7 FM & 1450 AM - Steve Jones & Dick Jerardi  
 NATIONAL RADIO | SiriusXM Ch. 381 & SXM App. Ch. 971






### OPENING TIPS

- The Nittany Lions return to the Bryce Jordan Center Wednesday night to host UCLA in the Bruins' first-ever trip to Happy Valley.
- Four of Penn State's first five Big Ten opponents were ranked in the top 20, with three ranked in the top 10. All four of the Nittany Lions' ranked matchups to start conference play were decided by single digits.
- Penn State's strong guard trio of Freddie Dillione V (15.0 ppg), Kayden Mingo (14.9 ppg) and Melih Tunca (10.4 ppg) are all averaging double-digit points.

### IF PENN STATE BEATS UCLA

- Penn State would pick up its first Big Ten win of the season.
- The Nittany Lions would improve to 8-2 in games played inside the Bryce Jordan Center this season.
- The Nittany Lions would take a 2-1 advantage in the all-time series against UCLA.

### LAST GAME STARTING LINEUP

	<b>#3 IVAN JURIC</b>	<b>PPG</b>	<b>RPG</b>	<b>APG</b>	<b>MPG</b>
	Fr.   F   7-0   250	9.1	4.1	0.5	24.5
	<b>#5 FREDDIE DILIONE V</b>	<b>PPG</b>	<b>RPG</b>	<b>APG</b>	<b>MPG</b>
	R-Jr.   G   6-5   195	15.0	3.6	2.6	28.0
	<b>#7 DOMINICK STEWART</b>	<b>PPG</b>	<b>RPG</b>	<b>APG</b>	<b>MPG</b>
	So.   G   6-5   195	5.8	2.2	1.1	18.7
	<b>#10 JOSH REED</b>	<b>PPG</b>	<b>RPG</b>	<b>APG</b>	<b>MPG</b>
	Sr.   F   6-8   230	8.7	3.9	1.1	23.8
	<b>#11 ELI RICE</b>	<b>PPG</b>	<b>RPG</b>	<b>APG</b>	<b>MPG</b>
	R-So.   G   6-8   230	7.2	1.6	0.3	18.9

### NITTANY LION BENCH

No.	Name	Pos.	Ht./Wt.	Elig.	PPG	RPG	APG	MPG
1	Mason Blackwood	F	6-7/230	Fr.	2.5	1.6	0.4	10.3
4	Kayden Mingo	G	6-3/195	Fr.	14.9	3.9	4.5	30.1
9	Melih Tunca	G	6-5/195	Fr.	10.4	2.7	2.9	25.3
12	Reggie Grodin	G	6-5/200	Fr.	redshirt year			
16	Tibor Mirtic	F	6-9/255	Fr.	3.7	3.3	0.7	14.1
21	Justin Houser	F	7-0/235	Fr.	1.4	0.6	0.0	4.9
22	Sasa Ciani	F	6-10/240	Jr.	3.3	2.7	0.3	12.3
30	Chris Lotito	F	6-7/215	Fr.	0.0	0.3	0.0	1.5

### STRATEGIC COMMUNICATIONS

MBB Primary Contact.....Chelsea Vielhauer  
 Cell Phone.....610-937-4035  
 Email.....cpv5026@psu.edu

PENN STATE QUICK FACTS

UNIVERSITY INFORMATION

Location	University Park, Pa.
Founded	1855
Enrollment	48,535 (UP Overall)
Nickname	Nittany Lions
School Colors	Blue and White
Conference	Big Ten
President	Dr. Neel Bendapudi
VP For Intercollegiate Athletics	Dr. Patrick Kraft
Deputy AD (MBB Administrator)	Adam Miller
Facility (Capacity)	Bryce Jordan Center (15,261)
All-Time Record at BJC	308-169 (30th season)

MEN'S BASKETBALL STAFF

Head Coach	Mike Rhoades (Lebanon Valley College '95)
	Penn State Record: 41-39 (3rd season)
	Career Record: 414-228 (22nd season)
Assoc. Head Coach	Jamal Brunt (Randolph-Macon '03)
Assistant Coach	Brent Scott (Rice '03)
Assistant Coach	Talor Battle (Penn State '11)
Assistant Coach	Joe Crispin (Penn State '01)
Assistant Coach	Clay Conner (Shippensburg '18)
General Manager	Scott Pera (Penn State Harrisburg '89)
Chief of Staff	Tiana Myers Rich (George Wash. '12)
Dir. of Operations	Pat Dorney (Lebanon Valley Coll. '93)
Video Coord.	Jake Szczecina (Misericordia '18)
Grad. Assistant	Elvin Edmonds (Bucknell '25)
Grad. Assistant	Japannah Kellogg (Concordia U. St. Paul '25)
Grad. Assistant	T.J. Lewis (Neumann '25)
Grad. Assistant	Logan Pearson (Wisconsin-Platteville '25)
Athletic Performance	Tyler Janota (Northwestern College '15)
Athletic Trainer	Justin Pomar (Iowa State '14)

PROGRAM HISTORY

First Year of Men's Basketball	1897
No. of Seasons	129 (130th in 2025-26)
All-Time Record	1,586-1,281
All-Time Big Ten Record	198-394
NCAA Tournament App./Last	10/2023
NCAA Tournament Record	10-12
NIT App./Last	11/2018 - champs
NIT Record	27-9
CBI App./Last	1/2014
CBI Record	1-11

TEAM INFORMATION

2024-25 Record	16-15
	Home - 11-6
	Away - 3-8
	Neutral - 2-1
Big Ten Record (finish)	6-14 (17th)
	Home - 4-6
	Away - 2-8
Letterwinners Returning/Lost	3/11
Starters Returning/Lost	1/4
Big Ten Tournament	n/a
Postseason	n/a

#WEARE

Men's Basketball Twitter	@PennStateMBB
Men's Basketball Instagram	pennstatembb
Men's Basketball Facebook	Penn State Basketball
Penn State Athletics Twitter	@GoPSUSports
Penn State Athletics Website	gopsusports.com
Hashtags	#WeAre

CONTACT

Ticket Office Phone	1-800-NITTANY
Bryce Jordan Center Press Row	814-863-3294
Strategic Communications Office	814-865-1757

RIGHT INTO THE FIRE

Four of Penn State's first five Big Ten games were against top-20 ranked opponents, all of which were decided by single-digit margins and an average of 5.5 points:

Dec. 13 - #9 Michigan State (L, 72-76)
Jan. 3 - #20 Illinois (L, 65-73)
Jan. 6 - #2 Michigan (L, 72-74)
Jan. 10 - at #5 Purdue (L, 85-93)

Penn State's first five Big Ten opponents (Indiana, Michigan State, Illinois, Michigan and Purdue) are a combined 20-5 (.800) thus far in conference play, while Penn State's remaining 12 opponents are a combined 26-41 (.388) so far in Big Ten action.

HOME SWEET HAPPY VALLEY

Penn State has performed best inside the Bryce Jordan Center this season as the Nittany Lions are 7-2 inside the BJC.

Stat	BJC Games	Non-BJC Games
PPG	83.0	68.1
Opp. PPG	73.1	83.7
FG%	49.5%	39.9%
APG	14.2	10.9
TPG	8.9	10.4
SPG	10.1	5.6

80-PLUS

Penn State is 8-1 this season when scoring 80 or more points. The Nittany Lions are 1-6 when scoring under 80 points.

The Nittany Lions are averaging 85.9 ppg in their nine wins, compared to their 68.1 ppg in their seven losses.

NEW-LOOK NITTANY LIONS

The Nittany Lion roster is the 10th-most inexperienced roster in Division I per Bart Torvik's experience metric. The Penn State roster features one senior, two juniors, two sophomores and eight freshmen.

The new-look Nittany Lions feature 10 new players this season. Penn State returns just 14.6 percent of points, 11.0 percent of rebounds, 12.5 percent of assists and 15.5 percent of minutes played from last season.

NATIONAL NUMBERS

The Nittany Lions currently rank in the top 20 in the country in a number of statistical categories (rankings listed thru games on Jan. 12):

Team Stat	Value	Rank
Fewest turnovers/game	9.2	9
Turnover margin	4.0	21
Individual Stat	Value	Rank
Steals per game - Mingo	2.5	15

DISCIPLINED

Penn State's young squad has shown tremendous discipline as the Nittany Lions rank ninth in the country in fewest turnovers per game (9.2). Penn State's young team also ranks top 40 in the country in fewest fouls per game (15.4).

DEPTH ON DISPLAY

Penn State's 31.69 bench points per game ranks second in the Big Ten and is a top-40 mark in the country.

STASHING STEALS

The Nittany Lions rank second in the Big Ten with 7.8 steals per game. Penn State has led the conference in steals per game in each of Mike Rhoades' two full seasons at the helm.

Individually, Kayden Mingo leads the conference and ranks 15th nationally with 2.5 steals per game.

ONE OF ONE

Rookie guard Kayden Mingo is the ONLY freshman in the country averaging 14+ points (14.9 ppg), 4+ assists (4.5 apg), 3.5+ rebounds (3.9 rpg) and 2+ steals (2.5 spg) per game through games on Jan. 12.

LOOK OUT FOR THE ROOKS

Penn State's freshmen class has combined for the following through the first 16 games of the year:

Stat	Freshmen (Total)	Freshmen %
Points	612 (1,250)	49.0%
Rebounds	236 (506)	46.6%
Assists	131 (218)	60.1%
Steals	66 (125)	52.8%
Minutes	1,572.87 (3,200)	49.2%

MINGO MAKING HIS MARK

Rookie Kayden Mingo, who has missed the last two games due to injury, is the third-highest scoring freshman in the Big Ten. He ranks second on the Nittany Lion team in scoring average (14.9 ppg) and rebounding (3.9 rpg), while leading the team in assists (4.5 apg) and steals (2.5 spg).

He has scored in double figures in 12 of 14 games, including two 20-plus point efforts. Mingo leads the Big Ten and ranks 15th nationally with 2.5 steals per game and he collected a single-game program record-tying eight steals against Sacred Heart on Nov. 29.

Mingo, the highest-ranked recruit in program history, was named an ESPN Top 50 Impact Newcomer in late October. He was ranked as the No. 34 recruit nationally per 247Sports & No. 39 recruit nationally per ESPN out of high school.

## STEADY FREDDIE

Redshirt junior Freddie Dillione V, Penn State's only returning starter from a season ago, has been an improved and consistent presence for the Nittany Lions thus far this season. Dillione leads the team with 15.0 points per game to go along with his 3.6 rebounds and 2.6 assists per game.

He has scored in double figures in 13 games this season, including a career-best 25-point performance in Penn State's most recent game at #5 Purdue on Saturday:

Dillione V Stat	2024-25	2025-26	Improvement
Points/game	9.4	15.0	+5.6 ppg
Rebounds/game	2.8	3.6	+0.8 rpg
Assists/game	1.7	2.6	+0.9 apg
Turnovers/game	1.5	1.3	-0.2 tpg
FG%	41.6%	48.4%	+6.8 FG%
3FG%	28.9%	33.8%	+4.9 3FG%
FT%	70.9%	80.0%	+9.1 FT%

## OH MY MELIH

Istanbul, Turkey native Melih Tunca has had a strong start the season, scoring in double figures in 11 of 15 games. Tunca ranks third on the squad in points (10.4 ppg) and second in assists (2.9 apg).

## JUMP FOR JOSH

Senior Josh Reed was relied upon as a key defensive player in his three seasons at Cincinnati, averaging just 2.8 points per game through 97 career games with the Bearcats, but has made a big offensive jump since transferring to Penn State for the 2025-26 season.

Reed is averaging 8.7 points, 3.9 rebounds and 1.1 steals per game through 16 games this season. He has scored in double figures in six games this season after coming to Penn State with just seven career double-digit scoring games through his three seasons at Cincinnati.

Reed notched his first-career double-double against #2 Michigan on Jan. 6, finishing with 13 points and 10 rebounds.

## STRONG START FOR THE BIG FELLA

Freshman Ivan Jurić leads the team with a 56.0 (51-91) field goal percentage while averaging 9.1 points and a team-best 4.1 rebounds per game.

Jurić owns seven double-digit scoring efforts and put together a career-best 20-point performance against #2 Michigan on Jan. 6.

## SHOTS UP

Redshirt sophomore Eli Rice leads the Nittany Lions with a 46.3 3FG% (25-54). The Gallatin, Tenn. native has turned it up a notch since the return from the holiday break:

Rice Stat	Last 4 Games	First 12 Games
3FG%	47.6%	45.5%
3FG made/game	2.5	1.25
FG%	50.0%	40.4%
Minutes/game	25.1	16.8

## THE OPPOSITION

### SCOUTING UCLA

- The Bruins are 11-5 on the season and 3-2 in Big Ten play.
- UCLA is 1-5 in games played away from Pauley Pavilion this season, compared to their perfect 10-0 record at home. UCLA's lone road win of the season came at Washington, 82-80, on Dec. 3.
- The Bruins are coming off a 67-55 victory over Maryland on Saturday night.
- Tyler Bilodeau leads five Bruins in double figures with 17.5 points per game. Skyy Clark (13.5 ppg), Donovan Dent (13.1 ppg), Eric Dailey Jr. (10.9 ppg), and Trent Perry (10.3 ppg) follow closely. Dailey Jr. leads the team with 5.9 rebounds per game, while Dent leads the squad with 6.5 assists per game.

### AGAINST THE BRUIINS

- UCLA makes its first-ever trip to Happy Valley Wednesday night.
- The programs meet for the only time this season and for the third time in program history.
- UCLA handed the Nittany Lions a 78-54 loss at Pauley Pavilion last season during the Bruins' first year in the Big Ten.
- The only other meeting between Penn State and UCLA came when No. 13 seed Penn State upset No. 4 seed UCLA in the 1991 NCAA Tournament inside the Carrier Dome in Syracuse, N.Y. James Barnes (19 points) and DeRon Hayes (16 points) led Penn State to the first-round upset of UCLA.

## BY THE NUMBERS

STATISTIC	PENN STATE	UCLA
Scoring Offense	78.1	78.9
Scoring Defense	75.4	69.1
Scoring Margin	+2.8	+9.8
Field Goal Pct.	47.3	48.2
Field Goal Pct. Defense	48.2	41.8
Free Throw Pct.	72.8	74.4
3FG Made Per Game	7.8	7.1
3FG Pct.	33.7	36.5
3FG Pct. Defense	36.0	30.0
Rebounding	31.6	32.6
Rebounding Allowed	33.1	32.9
Rebounding Margin	-1.5	-0.4
Assists	13.6	15.9
Steals	7.8	7.3
Turnovers	9.2	10.1

## INSIDE THE SERIES

Overall:	Series tied, 1-1
Last Meeting:	Feb. 8, 2025 - UCLA 78-54
Current Streak:	UCLA, 1
Against UCLA at Home:	0-0
Against UCLA on the Road:	0-1
Neutral Locations vs. UCLA:	1-0

Previous Meetings:	
Feb. 8, 2025 (Away)	UCLA 78-54
March 15, 1991 (Neutral - NCAAT)	Penn State 74-69



YEAR THREE

The Nittany Lions enter their third season under Peter and Ann Tombros Endowed Head Coach Mike Rhoades in 2025-26. Rhoades has laid a strong foundation during his first two seasons and welcomes back key returnees, a top-30 recruiting class and experienced international players for the 2025-26 season.

Rhoades orchestrated the highest-scoring offense in Penn State history in 2024-25 as the Nittany Lions set a single-season program record with 79.1 points per game during his second season at the helm. He and his staff engineered the identification and development of Penn State's first-ever first-round NBA Draft pick in Yanic Konan Niederhauser, who was selected with the 30th overall pick of the 2025 NBA Draft by the Los Angeles Clippers.

CAPTAINS

Penn State has named four team captains ahead of the 2025-26 season. The four captains were elected by both the players and the staff:

- Junior forward Saša Ciani
- Freshman guard Kayden Mingo
- Senior forward Josh Reed
- Redshirt sophomore guard Eli Rice

HIGH OCTANE

Penn State's offense has thrived under head coach Mike Rhoades as the Nittany Lions have averaged 77.1 points per game through Rhoades' two completed seasons in Happy Valley. Rhoades orchestrated the highest-scoring offense in Penn State history in 2024-25 as the Nittany Lions set a single-season program record with 79.1 points per game during his second season at the helm. He engineered the highest-scoring offense under a first-year head coach at Penn State since 1954-55 as the Nittany Lions averaged 75.1 points per game in his debut season (2023-24).

FIRST-ROUND DRAFT PICK

Mike Rhoades and his staff were responsible for identifying, recruiting and developing Penn State's first-ever first-round NBA Draft pick in Yanic Konan Niederhauser as the big man was selected with the 30th overall pick of the 2025 NBA Draft by the Los Angeles Clippers in June 2025. Konan Niederhauser led the Big Ten with 2.3 blocks per game during his one season in the Blue & White in 2024-25 and saw a +7.8 points per game and +3.1 rebounds per game increase from his collegiate career averages prior to his time at Penn State.

Konan Niederhauser was the first Nittany Lion to be selected in the first round of the NBA Draft in Penn State history. He was the highest-drafted Nittany Lion in the modern era of the draft and the 16th overall NBA Draft pick from Penn State. Current Denver Nugget Jalen Pickett (2nd round, pick 32, Denver) was the previous highest pick from Penn State in modern Draft history. Konan Niederhauser became the third Penn State player drafted in the last three years, joining Jalen Pickett (2023 to Denver) and Seth Lundy (2023 to Atlanta).

MEDIA INFORMATION

RHOADES AVAILABILITY

Penn State head coach Mike Rhoades will be available for weekly media sessions during the regular season. Interview requests outside of these availabilities should be arranged through Chelsea Vielhauer in the Strategic Communications office.

PLAYER INTERVIEWS

All student-athlete interviews must be arranged through Chelsea Vielhauer at least 72 hours in advance. Interviews will not be granted on game day prior to tip-off. Player phone numbers will not be released. Following games, requested Penn State student-athletes will be made available. The Penn State locker room is closed.

CREDENTIALS

Press credentials are issued to accredited members of the working media only. Requests for credentials should be directed to Chelsea Vielhauer at least one week in advance of each game. Press credentials can be picked up at the media entrance to the Bryce Jordan Center.

PHOTOGRAPHERS

A photo pass must be issued to gain access courtside in the Bryce Jordan Center. Please contact Chelsea Vielhauer one week in advance for photo passes. Courtside photographers must follow NCAA guidelines.

RADIO NETWORKS

The Penn State Sports Network originates from the first row of Booth C23 in the press area. Visiting radio stations are located on the first row of Booth C22 in the press area. Visiting radio is provided Ethernet, POTS and ISDN connections.

PRESS ROW SEATING

The press seating area is located atop section 122 and 123 of the Bryce Jordan Center. Please allow several minutes when taking the elevator to the press room or media seating areas.

GAME NOTES

Game notes will be provided at least 24 hours in advance of each game. Penn State, Big Ten and opposing team game notes will be available online. If you would like to receive game notes via email, please contact Chelsea Vielhauer in the Strategic Communications office.

MEDIA SCHEDULE: JANUARY 5-11

MONDAY	TUESDAY	WEDNESDAY	THURSDAY	FRIDAY	SATURDAY	SUNDAY
<b>Weekly Media Availability</b>		<b>Penn State vs. UCLA</b>				<b>Penn State at Maryland</b>
1:00 PM - Mike Rhoades 1:20 PM - Players		8:30 PM FS1				Noon Big Ten Network
BJC Media Room	Game Notes Available	Postgame Availability	No Player Availability		Game Notes Available	Postgame Availability

NATIONAL POLLS - WEEK 10

AP TOP 25

Rank	Team	Record	Pts.	Prev.
1.	Arizona (60)	16-0	1524	1
2.	Iowa State (1)	16-0	1448	3
3.	UConn	16-1	1358	4
4.	Michigan	14-1	1300	2
5.	Purdue	15-1	1253	5
6.	Duke	15-1	1237	6
7.	Houston	15-1	1130	7
8.	Nebraska	16-0	1056	10
9.	Gonzaga	17-1	1050	8
10.	Vanderbilt	16-0	1035	11
11.	BYU	15-1	1013	9
12.	Michigan State	14-2	865	12
13.	Illinois	13-3	778	16
14.	North Carolina	14-2	659	17
15.	Texas Tech	12-4	609	14
16.	Virginia	14-2	515	23
17.	Arkansas	12-4	492	15
18.	Alabama	11-5	470	13
19.	Florida	11-5	349	RV
20.	Louisville	12-4	336	20
21.	Georgia	14-2	227	18
22.	Clemson	14-3	218	RV
23.	Utah State	14-1	161	RV
24.	Tennessee	11-5	140	21
25.	Seton Hall	14-2	136	RV

Others receiving votes: Saint Louis 92, Kansas 60, Iowa 58, Miami (OH) 49, Villanova 40, Wisconsin 37, Miami 30, Texas A&M 23, UCF 18, Saint Mary's 17, SMU 15, Auburn 14, George Mason 8, NC State 3, St. John's 1, USC 1

COACHES POLL

Rank	Team	Record	Pts.	Prev.
1.	Arizona (29)	16-0	773	2
2.	Iowa State (1)	16-0	729	3
3.	Michigan (1)	14-1	671	1
4.	UConn	16-1	666	4
5.	Purdue	15-1	634	5
6.	Duke	15-1	606	6
7.	Houston	15-1	579	7
8.	Vanderbilt	16-0	557	10
9.	Gonzaga	17-1	547	8
10.	Nebraska	16-0	534	11
11.	BYU	15-1	510	9
12.	Michigan State	14-2	433	13
13.	Illinois	13-3	378	16
14.	Texas Tech	12-4	336	14
15.	North Carolina	14-2	322	17
16.	Virginia	14-2	272	23
17.	Arkansas	12-4	237	15
18.	Alabama	11-5	230	12
19.	Louisville	12-4	198	18
20.	Florida	11-5	145	RV
21.	Clemson	14-3	122	RV
22.	Georgia	14-2	105	20
23.	Iowa	12-4	88	19
24.	Utah State	14-1	78	RV
25.	Kansas	11-5	57	21

Others receiving votes: Tennessee 45, Saint Louis 39, Saint Mary's 34, Villanova 34, Seton Hall 29, St. John's 21, SMU 15, Miami 14, Texas A&M 13, Miami (OH) 8, UCF 6, Wisconsin 5, Ohio State 3, Indiana 1, USC 1

Bold denotes 2025-26 opponent

STARTING LINEUPS

OPP.	G	G	G	G/F	F	Rec
at Dayton (Exh.)	Mingo	Stewart	Rice	Reed	Ciani	---
Shippensburg (Exh.)	Mingo	Stewart	Rice	Mirtic	Juric	---
Fairfield	Mingo	Stewart	Rice	Reed	Ciani	1-0
at New Haven	Mingo	Tunca	Rice	Reed	Ciani	1-0
Navy	Mingo	Tunca	Rice	Reed	Ciani	2-0
vs. La Salle	Mingo	Tunca	Rice	Reed	Ciani	3-0
Harvard	Mingo	Tunca	Rice	Reed	Juric	1-0
vs. Providence	Mingo	Tunca	Rice	Reed	Juric	1-1
Boston Univ.	Mingo	Tunca	Rice	Reed	Juric	2-1
Sacred Heart	Mingo	Tunca	Stewart	Reed	Juric	1-0
Campbell	Mingo	Tunca	Stewart	Reed	Juric	2-0
at Indiana	Mingo	Tunca	Stewart	Reed	Juric	2-1
#9 Michigan St.	Mingo	Tunca	Stewart	Reed	Juric	2-2
vs. Pittsburgh	Mingo	Tunca	Stewart	Reed	Juric	2-3
N.C. Central	Mingo	Dilione V	Rice	Reed	Juric	1-0
#20 Illinois	Mingo	Dilione V	Rice	Reed	Juric	1-1
#2 Michigan	Dilione V	Stewart	Rice	Mirtic	Juric	0-1
at #5 Purdue	Dilione V	Stewart	Rice	Reed	Juric	0-1

MISCELLANEOUS STATISTICS

Games Led Penn State in Scoring

Dilione V	5
Mingo	5
Juric	2
Tunca	2
Reed	1
Stewart	1

Games Led Penn State in Rebounds

Dilione V	6
Juric	4
Mirtic	3
Ciani	2
Mingo	2
Reed	2
Rice	1
Tunca	1

Games Led Penn State in Assists

Mingo	10
Dilione V	4
Tunca	3
Mirtic	1
Stewart	1

Games Double-Figure Scoring

Dilione V	13
Mingo	12
Tunca	11
Juric	7
Reed	6
Rice	6
Stewart	2

Games With 20 or more Points

Dilione V	4
Mingo	2
Juric	1
Tunca	1

Games With 10 or more Rebounds

Juric	1
Mirtic	1
Reed	1

Games With 5 or more Assists

Mingo	6
Tunca	2
Dilione V	2
Stewart	1

Double-Doubles

Reed	1
------	---

## PENN STATE WHEN...

Played at home (BJC)	7-2
Played at home (alternate site)	0-1
Played on the road	1-2
Played at a neutral location	1-2
vs. Top 10 teams	0-3
vs. Top 25 teams	0-4
Games decided by 3 points or less	0-1
Games decided by 4-10 points	4-3
Games decided by 11-19 points	2-1
Games decided by 20 points or more	3-2
Led at the half	7-1
Trailed at the half	1-6
Was tied at the half	1-0
Went to overtime	0-0
Went to double overtime	0-0
Scored 90 or more points	3-0
Scored 80-89 points	5-1
Scored 70-79 points	1-3
Scored 60-69 points	0-2
Scored 50-59 points	0-0
Scored fewer than 50 points	0-1
Allowed 90 or more points	0-2
Allowed 80-89	2-1
Allowed 70-79	2-4
Allowed 60-69	3-0
Allowed 50-59	1-0
Allowed fewer than 50 points	1-0
Shot 50% or more	7-1
Shot 40-49%	2-2
Shot 30-39%	0-4
Shot under 30%	0-0
Allowed 50% or more	4-3
Allowed 40-49%	2-3
Allowed 30-39%	3-1
Allowed under 30%	0-0
Shot better from the field	9-0
Shot same/worse from the field	0-7
Shot better from the FT line	4-4
Shot same/worse from the FT line	5-3
Outrebounded opponents	6-2
Was outrebounded	3-5
Tied opponent in rebounding	0-0
Committed fewer turnovers	8-3
Committed more turnovers	0-4
Turnovers are even	1-0
Committed 15 or more turnovers	1-0
Committed 14 or less turnovers	8-7
Records 7 or more steals	6-3
Records 6 or less steals	3-3
PSU wins the tip	5-1
Opponent wins the tip	4-6

## NITTANY LIONS...

<b>By Time</b>		
Day Game (before 5 p.m. local)	3-4	
Night Game	6-3	
<b>By Month</b>		
November	7-1	
December	2-3	
January	0-3	
February	0-0	
March	0-0	
<b>By Day</b>		
Sunday	0-1	
Monday	2-0	
Tuesday	3-2	
Wednesday	1-0	
Thursday	0-0	
Friday	0-0	
Saturday	3-4	
<b>By Uniform Color</b>		
Wearing white	5-5	
Wearing blue	2-2	
Wearing gray	2-0	
<b>Vs. The Conferences</b>		
ACC	0-1	
Atlantic 10	1-0	
BIG EAST	0-1	
Big Ten	0-5	
CAA	1-0	
Ivy League	1-0	
MAAC	2-0	
MEAC	1-0	
NEC	1-0	
Patriot League	2-0	

## BIG TEN STANDINGS

through games on Jan. 11

	Big Ten		Overall	
	W-L	Pct.	W-L	Pct.
#8 Nebraska	5-0	1.00	16-0	1.00
#5 Purdue	5-0	1.00	15-1	.938
#4 Michigan	4-1	.800	14-1	.933
#12 Michigan St.	4-1	.800	14-2	.875
#13 Illinois	4-1	.800	13-3	.813
Wisconsin	3-2	.600	11-5	.688
Minnesota	3-2	.600	10-6	.625
Indiana	3-2	.600	12-4	.750
UCLA	3-2	.600	11-5	.688
Ohio State	3-3	.500	11-5	.688
Washington	2-3	.400	10-6	.625
USC	2-3	.400	13-3	.813
Iowa	2-3	.400	12-4	.750
Rutgers	2-4	.333	9-8	.529
Oregon	1-4	.200	8-8	.500
Penn State	0-5	.000	9-7	.563
Northwestern	0-5	.000	8-8	.500
Maryland	0-5	.000	7-9	.438



## Around the BIG

## Tuesday, Jan. 13

Wisconsin at Minnesota	7 PM
Indiana at #12 Michigan State	8 PM
Oregon at #8 Nebraska	9 PM
Maryland at USC	10:30 PM

## Wednesday, Jan. 14

Iowa at #5 Purdue	6:30 PM
#13 Illinois at Northwestern	8:30 PM
UCLA at Penn State	8:30 PM
#4 Michigan at Washington	10:30 PM

## Saturday, Jan. 17

#12 Michigan State at Washington	TBD
Minnesota at #13 Illinois	Noon
UCLA at Ohio State	1 PM
Rutgers at Wisconsin	2 PM
Iowa at Indiana	2 PM
#4 Michigan at Oregon	4 PM
#8 Nebraska at Northwestern	4 PM
#5 Purdue at USC	6 PM

## BIG Media Services

## Big Ten Weekly Release/Statistics

The Big Ten Conference men's basketball release, with standings and statistics, is available at [www.bigten.org](http://www.bigten.org).

## Big Ten Player of the Week

The Big Ten Conference announces Players of the Week every Monday during the regular season.

## Big Ten Tournament

The 2026 Big Ten Men's Basketball Tournament is scheduled for March 10-15 at the United Center in Chicago. For media credential information, contact the Big Ten Conference office at (847) 696-1010 ext. 146.

## THE LAST TIME...

## TEAM WON / LOSS

PLAYED TOP 25 TEAM	1/10/26 at No. 5 Purdue (85-93)
BEAT TOP 25 TEAM	3/8/25 at No. 12 Wisconsin (86-75)
BEAT TOP 25 TEAM ROAD	3/8/25 at No. 12 Wisconsin (86-75)
BEAT TOP 10 TEAM	12/5/24 vs. No. 8 Purdue (81-70)
BEAT TOP 5 TEAM	12/10/19 vs. No. 4 Maryland (76-69)
BEAT A BIG TEN TEAM BY 20+	1/29/23 vs. Michigan (83-61)
WON IN OVERTIME	3/10/23 vs. Northwestern (67-65 (ot))
LOST IN OVERTIME	12/16/23 vs. Georgia Tech (L, 82-81 (ot))
PLAYED DOUBLE OVERTIME	11/29/22 at Clemson (L, 101-94 (2ot))
PLAYED TRIPLE OVERTIME	2/1/17 at Indiana (L, 110-102 (3ot))
NEVER TRAILED	2/19/25 vs. Nebraska (89-72)
CAME FROM 20+ DOWN TO WIN	3/15/95 (NIT) vs Miami (62-56) (-20)
CAME FROM 15+ DOWN TO WIN	12/9/23 vs. Ohio State (55-37, 15:31 2H) (-18)
CAME FROM 10-14 DOWN TO WIN	12/29/25 vs. N.C. Central (6-17, 12:21 1H) (-11)
WON BIG TEN ROAD	3/8/25 at No. 12 Wisconsin (86-75)
WON BIG TEN NEUTRAL	3/13/24 vs. Michigan (66-57)
WON TOP 25 BIG TEN ROAD	12/10/22 at No. 17 Illinois (74-59)
WON NON-CONFERENCE ROAD	11/8/25 at New Haven (87-43)
WON NON-CONFERENCE NEUTRAL	11/15/24 vs. La Salle (83-69)
LOST BIG TEN AT BJC	1/6/26 vs. No. 2 Michigan (72-74)
LOST NON-CONFERENCE AT BJC	12/2/23 vs. Bucknell (67-76)
LOST NON-CONFERENCE AT REC HALL	12/14/13 vs. Princeton (69-71 (ot))

## TEAM SCORING

SCORED 100+	11/20/24 vs. Purdue Fort Wayne (102)
CONSECUTIVE GAMES SCORING 100+	2: 11/4/24 vs. Binghamton (108) & 11/8/24 vs. UMBC (103)
ALLOWED 100+	12/9/25 at Indiana, (113)
BOTH TEAMS SCORED 100+	2/1/17 at Indiana (L, 110-102 (3ot))
SCORED 90+	12/29/25 vs. N.C. Central (90)
CONSECUTIVE GAMES SCORING 90+	2: 11/25/25 vs. Boston Univ. (96) & 11/29/25 vs. Sacred Heart (90)
ALLOWED 90+	2/11/25 at USC (92)
SCORED 80+	1/10/26 at No. 5 Purdue (85)
CONSECUTIVE GAMES SCORING 80+	5: 11/8/24 vs.UMBC (103), 1/12/24 vs. St. Francis (92), 11/15/24 vs. Va Tech (86), 11/20/24 vs. Purdue FW (102) & 11/25/24 vs. Fordham (85)
6: 11/4/24 vs. Binghamton (108), 11/8/24 vs.UMBC (103), 1/12/24 vs. St. Francis (92), 11/15/24 vs. Va Tech (86), 11/20/24 vs. Purdue FW (102) & 11/25/24 vs. Fordham (85)	
SCORED UNDER 50	12/21/25 vs. Pittsburgh (46)
SCORED UNDER 40	2/21/15 at Northwestern (39)
SCORED 60+ IN A HALF	11/20/24 vs. Purdue Fort Wayne (61, 2nd)
SCORED 50+ IN FIRST HALF	11/25/25 vs. Boston Univ. (51)
SCORED 50+ IN SECOND HALF	12/29/25 vs. N.C. Central (54)
SCORED 45+ IN FIRST HALF	12/2/25 vs. Campbell (46)
BENCH SCORED 50+	11/8/24 vs. UMBC (51)
OPP SCORED 45 OR LESS	11/8/25 at New Haven (43)
CONSECUTIVE OPP BELOW 45	2009 at Temple (45) & UMBC (42)
OPP SCORED 40 OR LESS	3/6/14 at Northwestern (32)
CONSECUTIVE OPP BELOW 40	2007 vs. Princeton (38) & Denver (39)
OPP SCORED 10 OR LESS IN HALF	12/15/07 Denver (10)
OPP SCORED 15 OR LESS IN HALF	2/7/15 Nebraska (13)

## INDIVIDUAL SCORING

PLAYER 40+ POINTS	Jalen Pickett (41) vs. Illinois, 2/14/23
PLAYER 35+ POINTS	Jalen Pickett (41) vs. Illinois, 2/14/23
PLAYER 30-34 POINTS	Jalen Pickett (32) at Minnesota, 2/18/23
3 PLAYERS 20+ POINTS	Wynter, Lundy & Pickett at Clemson, 11/29/22 (2ot)
2 PLAYERS 20+ POINTS	Kanye Clary (27) & Ace Baldwin Jr. (20) vs. No. 11 Wisconsin, 1/16/24
6+ PLAYERS 10+ POINTS	2/26/25 at Indiana (6)
5+ PLAYERS 10+ POINTS	12/29/25 vs. N.C. Central (5)
2+ PLAYERS DOUBLE-DOUBLES	12/29/24 vs. Penn
	Ace Baldwin Jr. (23 pts/10 assists) & Yanic Konan Niederhauser (19 pts/15 rebounds)

## TEAM SHOOTING PERCENTAGES

SHOT 60%+ FG	2/19/25 vs. Nebraska (60.7%)
SHOT 60%+ FG IN BIG TEN	2/19/25 vs. Nebraska (60.7%)
SHOT 50%+ FG IN BIG TEN	1/10/26 at No. 5 Purdue (57.1%)
SHOT 70% IN HALF	12/1/24 vs. Buffalo (19-27, 70.4%)
SHOT 60% IN HALF	12/29/25 vs. N.C. Central (2H, 21-31, 67.7%)
SHOT UNDER 30%	3/14/24 vs. Indiana (16-58, 27.6%)
SHOT 70%+ FROM 3PT	PSU record - 1/25/18 at 13/13 Ohio State, (11-14, 78.6%)
SHOT 60%+ FROM 3PT	11/28/10 vs. Furman (12-19, 63.2%)
SHOT 50%+ FROM 3PT	11/15/25 vs. La Salle (10-20, 50.0%)
SHOT 95%+ FROM FT	2/14/24 vs. Michigan State (12-12, 100%)
SHOT 90%+ FROM FT	1/10/26 at No. 5 Purdue (9-10, 90.0%)
SHOT 85% FROM FT	1/10/26 at No. 5 Purdue (9-10, 90.0%)
SHOT 40% OR LESS FT	2/5/23 at Nebraska (1-4, 25.0%)
SHOT 0.0% FT	1/3/12 at Wisconsin (0-1, 0.0%)
OPP SHOT 60%+ FG	12/9/25 at Indiana (68.9%)
OPP SHOT BELOW 30% FG	11/8/24 vs. UMBC (19-65, 29.2%)
OPP SHOT 0.0% 3FG	12/17/17 at George Mason (0-14)

## TEAM REBOUNDING

50+ REBOUNDS	11/8/24 vs.UMBC (50)
45+ REBOUNDS	12/14/24 vs. Coppin State (45)
20+ OFFENSIVE REBS	1/17/21 at Purdue (23)
20 OR LESS REBOUNDS	11/23/23 vs. No. 12 Texas A&M (20)
OPP 20 OR LESS REBOUNDS	2/11/17 at Illinois (20)

## TEAM STEALS, ASSISTS, TURNOVERS &amp; BLOCKS

15+ STEALS	11/29/25 vs. Sacred Heart (15)
10+ STEALS	12/29/25 vs. N.C. Central (13)
30+ ASSISTS	12/14/24 vs. Coppin State (31)
20+ ASSISTS	12/29/25 vs. N.C. Central (20)
CONSEC. GAMES/ 20+ ASSISTS:	11/10/22 vs. Loyola Maryland (21), 11/7/22 vs. Winthrop (24)
5 OR FEWER TURNOVERS	11/25/25 vs. Boston Univ. (2)
CONSEC. GAMES/ 5 OR FEWER TURNOVERS:	12/18/22 vs. Canisius (3), 12/22/22 vs. Quinnipiac (3)
20 + TURNOVERS	11/6/23 vs. Delaware State (21)
OPP 25+ TURNOVERS	11/17/23 Morehead State (29)
10+ BLOCKS	2/11/24 at Northwestern (10)
10 PLAYERS 10+ MINUTES	12/14/24 vs. Coppin State (10)
NITTANY LION TRIPLE DOUBLE	11/14/22 by Jalen Pickett vs. Butler (15 points, 10 rebounds, 11 assists)

## MISCELLANEOUS INDIVIDUAL STATS

PLAYER 20+ REBOUNDS	John Harrar (20) vs. Northwestern, 2/25/22
PLAYER 15+ REBOUNDS	Yanic Konan Niederhauser (15) vs. Penn, 12/29/24
PLAYER 10+ ASSISTS	Ace Baldwin Jr. (10) vs. Penn, 12/29/24
PLAYER 5+ STEALS	Kayden Mingo (6) vs. N.C. Central, 12/29/25
PLAYER 5+ BLOCKS	Yanic Konan Niederhauser (5) at No. 12 Wisconsin, 3/8/25
PLAYER 5+ BLOCKS, Consec. Games	Mike Watkins (5) vs. Albany, 11/11/16; Duquesne, 11/13/16
PLAYER 6+ THREES	Dominick Stewart (6) at New Haven, 11/8/25

## MISCELLANEOUS TEAM INFORMATION

PENN STATE RANKED ASSOCIATED PRESS	3/2/2020, No. 20
PENN STATE RANKED ASSOCIATED PRESS TOP 10	2/17/2020, No. 9



NUMERICAL ROSTER

#	NAME	POS	CL	HT	WT	HOMETOWN	HIGH SCHOOL / LAST SCHOOL
1	Mason Blackwood	F	Fr.	6-7	230	Rochester, N.Y.	New Hampton Prep School (N.H.)
3	Ivan Jurić	F	Fr.	7-0	250	Zagreb, Croatia	Sunrise Christian Academy (Kans.)
4	Kayden Mingo	G	Fr.	6-3	195	Farmingdale, N.Y.	Long Island Lutheran
5	Freddie Dillione V	G	R-Jr.	6-5	195	Fayetteville, N.C.	Word of God Christian/Tennessee
7	Dominick Stewart	G	So.	6-5	195	Ocean Springs, Miss.	Southern California Academy
9	Melih Tunca	G	Fr.	6-5	195	Istanbul, Turkey	FMV Ayazağa Işık High School
10	Josh Reed	F	Sr.	6-8	230	Atlanta, Ga.	Pace Academy/Cincinnati
11	Eli Rice	G	R-So.	6-8	230	Gallatin, Tenn.	IMG Academy/Nebraska
12	Reggie Grodin	G	Fr.	6-5	200	Larchmont, N.Y.	Newman School (Mass.)
16	Tibor Mirtič	F	Fr.	6-9	255	Ljubljana, Slovenia	Gimnazija Moste
21	Justin Houser	F	Fr.	7-0	235	Camp Hill, Pa.	Phelps School
22	Saša Ciani	F	Jr.	6-10	240	Nova Gorica, Slovenia	Koder School/UIC/Xavier
30	Chris Lotito	F	Fr.	6-7	215	Upper Saddle River, N.J.	Don Bosco Prep

ALPHABETICAL ROSTER

#	NAME	POS	CL	HT	WT	HOMETOWN	HIGH SCHOOL / LAST SCHOOL
1	Mason Blackwood	F	Fr.	6-7	230	Rochester, N.Y.	New Hampton Prep School (N.H.)
22	Saša Ciani	F	Jr.	6-10	240	Nova Gorica, Slovenia	Koder School/UIC/Xavier
5	Freddie Dillione V	G	R-Jr.	6-5	195	Fayetteville, N.C.	Word of God Christian/Tennessee
12	Reggie Grodin	G	Fr.	6-5	200	Larchmont, N.Y.	Newman School (Mass.)
21	Justin Houser	F	Fr.	7-0	235	Camp Hill, Pa.	Phelps School
3	Ivan Jurić	F	Fr.	7-0	250	Zagreb, Croatia	Sunrise Christian Academy (Kans.)
30	Chris Lotito	F	Fr.	6-7	215	Upper Saddle River, N.J.	Don Bosco Prep
4	Kayden Mingo	G	Fr.	6-3	195	Farmingdale, N.Y.	Long Island Lutheran
16	Tibor Mirtič	F	Fr.	6-9	255	Ljubljana, Slovenia	Gimnazija Moste
10	Josh Reed	F	Sr.	6-8	230	Atlanta, Ga.	Pace Academy/Cincinnati
11	Eli Rice	G	R-So.	6-8	230	Gallatin, Tenn.	IMG Academy/Nebraska
7	Dominick Stewart	G	So.	6-5	195	Ocean Springs, Miss.	Southern California Academy
9	Melih Tunca	G	Fr.	6-5	195	Istanbul, Turkey	FMV Ayazağa Işık High School

COACHING STAFF

**Peter and Ann Tombros Endowed Head Coach:** Mike Rhoades (Lebanon Valley College '95)  
**Associate Head Coach:** Jamal Brunt (Randolph-Macon '03)  
**Assistant Coach:** Brent Scott (Rice '03)  
**Assistant Coach:** Talor Battle (Penn State '11)  
**Assistant Coach:** Joe Crispin (Penn State '01)  
**Assistant Coach:** Clay Conner (Shippensburg '18)  
**General Manager:** Scott Pera (Penn State Harrisburg '89)  
**Chief of Staff:** Tiana Myers Rich (George Washington '12)  
**Director of Operations:** Patrick Dorney (Lebanon Valley College '93)  
**Video Coordinator:** Jake Szczecina (Misericordia '18)  
**Graduate Assistant:** Elvin Edmonds (Bucknell '25)  
**Graduate Assistant:** Japannah Kellogg (Concordia University St. Paul '25)  
**Graduate Assistant:** T.J. Lewis (Neumann '25)  
**Graduate Assistant:** Logan Pearson (University of Wisconsin-Platteville '25)  
**Director of Men's Basketball Athletic Performance:** Tyler Janota (Northwestern College '15)  
**Athletic Trainer:** Justin Pomar (Iowa State '14)

PRONUNCIATIONS

**#3 Ivan Jurić** - EE-vahn YOO-ritch  
**#5 Freddie Dillione V** - DILL-ee-ON  
**#9 Melih Tunca** - MELL-ee TOON-jah  
**#12 Reggie Grodin** - GROW-din  
**#16 Tibor Mirtič** - TEE-boar MEER-tich  
**#22 Saša Ciani** - SAH-shuh CHEE-ah-nee

BY ELIGIBILITY

<b>SENIOR (1)</b>		
10	Josh Reed	F

<b>REDSHIRT JUNIOR (1)</b>		
5	Freddie Dillione V	G

<b>JUNIOR (1)</b>		
22	Saša Ciani	F

<b>REDSHIRT SOPHOMORE (1)</b>		
11	Eli Rice	G

<b>SOPHOMORE (1)</b>		
7	Dominick Stewart	G

<b>FRESHMAN (8)</b>		
1	Mason Blackwood	F
3	Ivan Jurić	F
4	Kayden Mingo	G
9	Melih Tunca	G
12	Reggie Grodin	G
16	Tibor Mirtič	F
21	Justin Houser	F
30	Chris Lotito	F

BY STATE/COUNTRY

<b>CROATIA (1)</b>		
3	Ivan Jurić	F

<b>GEORGIA (1)</b>		
10	Josh Reed	F

<b>MISSISSIPPI (1)</b>		
7	Dominick Stewart	G

<b>NEW JERSEY (1)</b>		
30	Chris Lotito	F

<b>NEW YORK (3)</b>		
1	Mason Blackwood	F
4	Kayden Mingo	G
12	Reggie Grodin	G

<b>NORTH CAROLINA (1)</b>		
5	Freddie Dillione V	G

<b>PENNSYLVANIA (1)</b>		
21	Justin Houser	F

<b>SLOVENIA (2)</b>		
16	Tibor Mirtič	F
22	Saša Ciani	F

<b>TURKEY (1)</b>		
9	Melih Tunca	G

<b>TENNESSEE (1)</b>		
11	Eli Rice	G



# PETER AND ANN TOMBROS ENDOWED HEAD COACH MIKE RHOADES

Peter and Ann Tombros Endowed Men's Basketball Head Coach Mike Rhoades enters his third season as the leader of the Nittany Lions in 2025-26. Penn State Vice President for Intercollegiate Athletics Dr. Patrick Kraft announced the hiring of Rhoades as the 15th head coach in program history on March 29, 2023. In 21 seasons as a collegiate head coach, Rhoades, a Mahanoy City, Pennsylvania native, has produced a 405-221 record, a winning percentage of .647, seven NCAA Tournament appearances and nine national postseason appearances.

Rhoades orchestrated the highest-scoring offense in Penn State history in 2024-25 as the Nittany Lions set a single-season program record with 79.1 points per game during his second season at the helm. Penn State earned two wins over top-15 ranked teams in 2024-25, including a Big Ten-opening win over #8 Purdue which marked Penn State's first win over a team ranked in the top 10 of the AP Poll since Dec. 2019. The Nittany Lions earned their first road win at Wisconsin in over 30 years and took down the 12th-ranked Badgers for Penn State's highest-ranked road win since 2009 in the regular-season finale. Rhoades earned his 400th career head coaching win on Dec. 29, 2024 with a victory over Penn.

Rhoades and his staff were responsible for identifying, recruiting and developing Penn State's first-ever first-round NBA Draft pick in Yanic Konan Niederhauser as the big man was selected with the 30th overall pick of the 2025 NBA Draft by the Los Angeles Clippers in June 2025. Konan Niederhauser led the Big Ten with 2.3 blocks per game during his one season in the Blue & White in 2024-25 and saw a +7.8 points per game and +31 rebounds per game increase from his collegiate career averages prior to his time at Penn State.

The 2024-25 Nittany Lions started the season 6-0 for the first time in 25 years and started the season 8-1 for the first time in 10 years under Rhoades' tutelage. Penn State scored 100+ points in three games in the same season for just the second time in program history and finished the season ranking second in the Big Ten in steals and third in turnovers forced per game. Rhoades guided point guard Ace Baldwin Jr. to his second-straight Big Ten Defensive Player of the Year honor, as Baldwin Jr. became the first-ever Penn State player to earn the award in back-to-back years.

Rhoades signed the highest-ranked recruiting class and highest-ranked recruit in program history in Kayden Mingo during the November 2024 signing period. Mingo, a consensus top-40 recruit nationally, headlines the Class of 2029 that ranks in the top 30 nationally.

Rhoades laid a strong foundation during his first season at Penn State in 2023-24. Rhoades led the Nittany Lions to a 16-17 overall record and 9-11 mark in conference play, marking the second-most Big Ten wins by a first-year head coach in program history. The Nittany Lions defeated a pair of top-15 ranked teams in #12 Illinois and #11 Wisconsin, with the win over the 11th-ranked Badgers marking the highest-ranked win under a first-year head coach in program history.

Rhoades engineered the highest-scoring offense under a first-year head coach at Penn State since 1954-55 as the Nittany Lions averaged 75.1 points per game in his debut season. Penn State's 75.2 points per game in regular-season Big Ten play was the second-highest in Penn State's 32 seasons in the Big Ten, behind only the 2000-01 Nittany Lions team's 75.4 points per Big Ten game. Defensively, Penn State led the Big Ten in steals per game (8.3), turnover margin (+3.6) and three-point percentage defense (30.3%) in 2023-24.

Rhoades came to Penn State following a six-year stint as the head coach at VCU in which he guided the Rams to three NCAA Tournament appearances, a 129-60 overall record and 72-32 Atlantic 10 Conference record. He is the fourth-winningest coach in VCU history. Rhoades developed a pair of Atlantic 10 Players of the Year and 13 all-conference selections throughout his six years in Richmond. On the recruiting trail, Rhoades signed the Atlantic 10's top-ranked recruiting class in three of his last four years at VCU. In his time as an assistant and head coach at VCU, he was responsible for signing eight of the top nine all-time Ram recruits per 247Sports.

Under Rhoades tutelage, VCU saw players selected in back-to-back NBA Drafts, when Nah'Shon "Bones" Hyland was selected 26th overall by the Denver Nuggets in 2021, and Vince Williams Jr. was picked 47th overall by the Memphis Grizzlies in 2022. Justin Tillman also spent time with the Atlanta Hawks active roster during the 2021-22 season. Additionally, former VCU players Larry Sanders, Troy Daniels, Briante Weber and Treveon Graham, who each played for Rhoades during his days as an assistant coach at VCU from 2009-14, all spent time in the NBA. Mo Alie-Cox played basketball for Rhoades at VCU and has gone on to be a tight end for the NFL's Indianapolis Colts.

Prior to his six years in the head chair at VCU, Rhoades engineered a stunning turnaround at Rice as head coach of the Owls from 2014-17. Rhoades led Rice to its first 20-win campaign since 2003-04 and the program's first postseason appearance since 2011-12. Rice's 23-12 mark in 2016-17 was an 11-win improvement over the 2015-16 season and the 23 wins were the second-most in Owls' history. The Owls were a combined 12-49 in the two seasons prior to his arrival.

Rhoades spent 2009-14 as an assistant coach and associate head coach at VCU prior to taking the head coaching job at Rice. VCU reached the NCAA Tournament four times and appeared in the postseason all five years of that stretch. The Rams were 137-46 during that period and won the 2012 CAA Championship. He was integral in recruiting and developing the players that would lead the Rams to a historic Final Four appearance in 2010-11. In 2012, after VCU toppled Wichita State in the First Round of the NCAA Tournament, Rhoades was named one of the top 10 assistant coaches under 40 in the country by ESPN.com.

Prior to his VCU tenure, Rhoades enjoyed a wildly successful run at Division III Randolph-Macon in Ashland, Virginia. In 10 seasons as head coach of the Yellow Jackets, Rhoades compiled a 197-76 record (.722 win percentage) and led RMC to four NCAA Tournament appearances, including trips to the Sweet 16 in 2002 and 2003. Rhoades' teams won six Old Dominion Athletic Conference (ODAC) championships and earned national No. 1 rankings in two seasons.

Rhoades played collegiately under coaches Pat Flannery and Brad McAlester at Lebanon Valley College in his home state of Pennsylvania. Rhoades guided the Flying Dutchmen to the 1994 NCAA Division III National Championship with a 66-59 overtime win over NYU. He was named the tournament's Co-Outstanding Player. The guard was the USA Today Division III National Player of the Year in 1995, two-time NABC All-American, three-time NABC All-Region and three-time Middle Atlantic Conference Player of the Year. He was the school's all-time scoring leader (2,050) until 1999, but still holds Lebanon Valley records in free-throw percentage (.845), assists (668) and steals (212). His No. 5 jersey is one of five basketball jerseys retired by LVC.



## RECORD

**Penn State:** 41-39 (3rd season)

**Career:** 414-228 (22nd season)

## SEASON

Third

## ALMA MATER

Lebanon Valley College '95 (B.A.)

VCU '02 (M.S.)

## HOMETOWN

Mahanoy City, Pa.

## FAMILY

**Wife:** Jodie

**Children:** Logan, Porter and Chase

## COACHING EXPERIENCE

### 2023-PRESENT

Penn State  
Head Coach  
41-39

### 2017-23

VCU  
Head Coach  
129-61, .679

### 2014-17

Rice  
Head Coach  
47-52, .475

### 2009-14

VCU  
Associate Head Coach - 2011-14  
Assistant Coach - 2009-11

### 1999-2009

Randolph-Macon College  
Head Coach  
197-76, .722

### 1996-1999

Randolph-Macon College  
Assistant Coach

## PLAYING EXPERIENCE

### 1991-95

Lebanon Valley College  
1995 Division III National Player of the Year  
1994 National Championship team  
Two-time NABC All-American

# 1 MASON BLACKWOOD

Fr. • Forward • 6-7 • 230 lbs.  
Rochester, N.Y. • New Hampton Prep School (N.H.)  
Major: Division of Undergraduate Studies



## CAREER STATS

				Field Goals		3-Point		F-Throws		Rebounds								Scoring		
SEASON	TEAM	GP-GS	MIN/AVG	FG-FGA	FG%	3FG-3FGA	3FG%	FT-FTA	FT%	OFF	DEF	TOT	AVG	PF-FO	A	TO	BLK	STL	PTS	AVG
2025-26	PSU	11-0	113/10.3	13-27	.481	2-13	.154	0-0	.000	5	13	18	1.6	13-0	4	1	0	3	28	2.5
TOTAL		11-0	113/10.3	13-27	.481	2-13	.154	0-0	.000	5	13	18	1.6	13-0	4	1	0	3	28	2.5

## 2025-26 GAME-BY-GAME STATS

Opponent	Date	GS	MIN	Total		3-Pointers		Free throws		Rebounds				PF	A	TO	BLK	STL	PTS	AVG
				FG-FGA	PCT	3FG-3FGA	PCT	FT-FTA	PCT	OFF	DEF	TOT	AVG							
Fairfield	11/03/2025		05:26	0-0	.000	0-0	.000	0-0	.000	0	1	1	1.0	0	1	0	0	0	0	0.0
at New Haven	11/08/2025		13:31	1-4	.250	0-2	.000	0-0	.000	0	3	3	2.0	1	0	0	0	0	2	1.0
Navy	11/11/2025		02:48	0-0	.000	0-0	.000	0-0	.000	0	0	0	1.3	0	0	0	0	0	0	0.7
vs La Salle	11/15/2025		00:50	0-0	.000	0-0	.000	0-0	.000	0	0	0	1.0	0	0	1	0	0	0	0.5
at Indiana	12/09/2025		12:55	2-4	.500	0-2	.000	0-0	.000	1	0	1	1.0	2	0	0	0	0	4	1.2
Michigan St.	12/13/2025		05:20	0-0	.000	0-0	.000	0-0	.000	0	1	1	1.0	0	0	0	0	0	0	1.0
vs Pittsburgh	12/21/2025		16:53	0-3	.000	0-2	.000	0-0	.000	2	0	2	1.1	2	0	0	0	0	0	0.9
N.C. Central	12/29/2025		09:47	3-4	.750	0-1	.000	0-0	.000	0	1	1	1.1	1	0	0	0	1	6	1.5
Illinois	01/03/2026		09:06	2-3	.667	1-2	.500	0-0	.000	1	2	3	1.3	4	0	0	0	0	5	1.9
Michigan	01/06/2026		15:55	1-4	.250	0-2	.000	0-0	.000	1	2	3	1.5	1	0	0	0	1	2	1.9
at Purdue	01/10/2026		20:59	4-5	.800	1-2	.500	0-0	.000	0	3	3	1.6	2	3	0	0	1	9	2.5
Totals		0	113:30	13-27	.481	2-13	.154	0-0	.000	5	13	18	1.6	13	4	1	0	3	28	2.5

## 2025-26 NOTES

- Logged a career-high nine points on 4-for-5 efficiency with three assists and three boards at Purdue (1/10).
- Mustered five points with three rebounds in just nine minutes of work against Illinois in The Palestra (1/3).
- Published a career-high six-point effort in 10 minutes against N.C. Central, adding a rebound and steal against the Eagles (12/29).
- Played 13 minutes in his Big Ten debut and set a career high with four points on a 2-for-4 performance at Indiana (12/9).
- Had three minutes of playing time in the home win over Navy (11/11).
- Notched his first collegiate points and added three rebounds in the dominant road win over New Haven (11/8).
- Made his collegiate debut in Penn State's season-opening win over Fairfield (11/3).
- Four-star small forward who was ranked as the 108 recruit nationally in his class per 247 Sports...Ranked as the No. 29 small forward in the class and the No. 5 player in the state of New Hampshire per 247 Sports...Played first two seasons of high school at Aquinas Institute of Rochester before transferring to New Hampton Prep School in New Hampshire ahead of junior season...Led New Hampton to back-to-back NEPSAC AAA finals in 2024 and 2025, Final Four of the National Prep Championship in 2024 and Elite Eight of the National Prep Championship in 2025...Earned first-team NEPSAC AAA honors during senior season... Played AAU with the Albany City Rocks in Nike's EYBL league.

### SEASON/CAREER HIGHS

**Points**  
Season 9 at Purdue (1/10/26)  
Big Ten 9 at Purdue (1/10/26)  
Career 9 at Purdue (1/10/26)

**Rebounds**  
Season 3, 4 times (last: 1/10/26)  
Big Ten 3, 3 times (last: 1/10/26)  
Career 3, 4 times (last: 1/10/26)

**Assists**  
Season 3 at Purdue (1/10/26)  
Big Ten 3 at Purdue (1/10/26)  
Career 3 at Purdue (1/10/26)

**Steals**  
Season 1, 3 times (last: 1/10/26)  
Big Ten 1, 2 times (last: 1/10/26)  
Career 1, 3 times (last: 1/10/26)

**Blocks**  
Season ---  
Big Ten ---  
Career ---

**FG Made**  
Season 4 at Purdue (1/10/26)  
Big Ten 4 at Purdue (1/10/26)  
Career 4 at Purdue (1/10/26)

**FG Attempted**  
Season 5 at Purdue (1/10/26)  
Big Ten 5 at Purdue (1/10/26)  
Career 5 at Purdue (1/10/26)

**3FG Made**  
Season 1, 2 times (last: 1/10/26)  
Big Ten 1, 2 times (last: 1/10/26)  
Career 1, 2 times (last: 1/10/26)

**3FG Attempted**  
Season 2, 6 times (last: 1/10/26)  
Big Ten 2, 4 times (last: 1/10/26)  
Career 2, 6 times (last: 1/10/26)

**FT Made**  
Season ---  
Big Ten ---  
Career ---

**FT Attempted**  
Season ---  
Big Ten ---  
Career ---

**Minutes**  
Season 21 at Purdue (1/10/26)  
Big Ten 21 at Purdue (1/10/26)  
Career 21 at Purdue (1/10/26)

3

IVAN JURIĆ

(EE-vahn Y00-ritch)

Fr. • Forward • 7-0 • 250 lbs.  
Zagreb, Croatia • Sunrise Christian Academy (Kans.)  
Major: Division of Undergraduate Studies



CAREER STATS

				Field Goals		3-Point		F-Throws		Rebounds										Scoring	
SEASON	TEAM	GP-GS	MIN/AVG	FG-FGA	FG%	3FG-3FGA	3FG%	FT-FTA	FT%	OFF	DEF	TOT	AVG	PF-FO	A	TO	BLK	STL	PTS	AVG	
2025-26	PSU	16-12	393/24.5	51-91	.560	10-30	.333	34-54	.630	20	46	66	4.1	38-0	8	19	4	6	146	9.1	
TOTAL		16-12	393/24.5	51-91	.560	10-30	.333	34-54	.630	20	46	66	4.1	38-0	8	19	4	6	146	9.1	

2025-26 GAME-BY-GAME STATS

Opponent	Date	GS	MIN	Total		3-Pointers		Free throws		Rebounds				PF	A	TO	BLK	STL	PTS	AVG
				FG-FGA	PCT	3FG-3FGA	PCT	FT-FTA	PCT	OFF	DEF	TOT	AVG							
Fairfield	11/03/2025		21:45	5-5	1.000	1-1	1.000	2-3	.667	2	2	4	4.0	3	0	1	0	1	13	13.0
at New Haven	11/08/2025		12:18	2-4	.500	0-0	.000	0-0	.000	0	0	0	2.0	3	1	0	0	0	4	8.5
Navy	11/11/2025		22:20	4-6	.667	1-2	.500	0-0	.000	1	0	1	1.7	3	0	0	0	1	9	8.7
vs La Salle	11/15/2025		29:50	5-6	.833	0-0	.000	1-4	.250	3	3	6	2.8	1	2	1	1	0	11	9.3
Harvard	11/19/2025	*	30:07	3-3	1.000	1-1	1.000	0-4	.000	4	5	9	4.0	3	0	2	0	0	7	8.8
vs Providence	11/22/2025	*	30:04	2-6	.333	0-2	.000	2-2	1.000	1	4	5	4.2	4	2	1	0	0	6	8.3
Boston U.	11/25/2025	*	27:32	4-4	1.000	0-0	.000	7-10	.700	1	2	3	4.0	2	1	1	0	0	15	9.3
Sacred Heart	11/29/2025	*	20:29	5-8	.625	0-0	.000	4-8	.500	2	7	9	4.6	2	0	3	0	0	14	9.9
Campbell	12/02/2025	*	26:16	5-7	.714	1-3	.333	5-6	.833	0	2	2	4.3	1	0	1	1	0	16	10.6
at Indiana	12/09/2025	*	24:23	1-5	.200	0-1	.000	0-0	.000	1	0	1	4.0	1	0	2	0	1	2	9.7
Michigan St.	12/13/2025	*	30:25	4-9	.444	2-5	.400	0-0	.000	0	5	5	4.1	2	0	0	1	0	10	9.7
vs Pittsburgh	12/21/2025	*	14:21	0-1	.000	0-1	.000	0-0	.000	0	3	3	4.0	4	0	2	1	0	0	8.9
N.C. Central	12/29/2025	*	25:13	0-1	.000	0-1	.000	2-2	1.000	0	1	1	3.8	0	1	1	0	1	2	8.4
Illinois	01/03/2026	*	22:09	2-8	.250	1-5	.200	3-5	.600	2	1	3	3.7	3	0	0	0	1	8	8.4
Michigan	01/06/2026	*	23:54	6-13	.462	2-5	.400	6-8	.750	2	2	4	3.7	4	1	2	0	1	20	9.1
at Purdue	01/10/2026	*	31:26	3-5	.600	1-3	.333	2-2	1.000	1	9	10	4.1	2	0	2	0	0	9	9.1
Totals		12	392:33	51-91	.560	10-30	.333	34-54	.630	20	46	66	4.1	38	8	19	4	6	146	9.1

2025-26 NOTES

- Neared a double-double at Purdue, scoring nine points with a career-high 10 rebounds against the Boilermakers (1/10).
- Published his first career 20-point effort in a mere 24 minutes of action against No. 2/1 Michigan, nearly leading the Blue & White to an upset of one of the nation's top-ranked teams, adding four points, an assist and a steal (1/6).
- Put up double figures in BIG play for the first time against #9 Michigan State, scoring 10 with five boards (12/13).
- Had a career-high 16-point outing with a pair of rebounds, a block and a 3-pointer in 26 minutes against Campbell (12/2).
- Led PSU in both scoring and rebounding with 14 points and nine rebounds in 20 minutes of action in the win over Sacred Heart (11/29).
- Was a force offensively in his third-straight start, dropping a career-high 15 points with three rebounds and an assist in the win over Boston University (11/25).
- Notched his second double-digit scoring performance at the collegiate level against La Salle, logging 11 points on 5-for-6 shooting in addition to hauling in six rebounds with a block and two assists (11/15).
- Contributed nine points with a rebound and steal in the home win over Navy (11/11).
- Had four points and an assist in 12 minutes on the road at New Haven (11/8).
- Debuted off the bench in Penn State's season-opening win, finishing as one of four athletes in double figures with 13 points and four boards against Fairfield in 22 minutes (11/3).
- Ranked as a three-star prospect, the No. 20 center in the class, and No. 3 player in the state of Kansas per On3... Averaged 14.4 points, 5.9 rebounds and 1.3 assists per game at the 2024 FIBA U18 Eurobasket tournament while playing for his native country of Croatia while shooting 50 percent (7-for-14) from 3-point range through seven games...Played the 2024-25 season at Sunrise Christian Academy, averaging 14.0 points, 9.8 rebounds, 1.6 assists, 0.8 steals and 0.6 blocks per game while shooting 51 percent from the field, 43 percent from 3-point range and 69 percent from the free throw line.

SEASON/CAREER HIGHS

**Points**  
Season 20 vs. Michigan (1/6/26)  
Big Ten 20 vs. Michigan (1/6/26)  
Career 20 vs. Michigan (1/6/26)

**Rebounds**  
Season 10 at Purdue (1/10/26)  
Big Ten 10 at Purdue (1/10/26)  
Career 10 at Purdue (1/10/26)

**Assists**  
Season 2.2 times (last: 11/22/25)  
Big Ten 1 vs. Michigan (1/6/26)  
Career 2.2 times (last: 11/22/25)

**Steals**  
Season 1.6 times (last: 1/6/26)  
Big Ten 1.3 times (last: 1/6/26)  
Career 1.6 times (last: 1/6/26)

**Blocks**  
Season 1.4 times (last: 12/21/25)  
Big Ten 1 vs. Michigan St. (12/13/25)  
Career 1.4 times (last: 12/21/25)

**FG Made**  
Season 6 vs. Michigan (1/6/26)  
Big Ten 6 vs. Michigan (1/6/26)  
Career 6 vs. Michigan (1/6/26)

**FG Attempted**  
Season 13 vs. Michigan (1/6/26)  
Big Ten 13 vs. Michigan (1/6/26)  
Career 13 vs. Michigan (1/6/26)

**3FG Made**  
Season 2.2 times (last: 1/6/26)  
Big Ten 2.2 times (last: 1/6/26)  
Career 2.2 times (last: 1/6/26)

**3FG Attempted**  
Season 5.3 times (last: 1/6/26)  
Big Ten 5.3 times (last: 1/6/26)  
Career 5.3 times (last: 1/6/26)

**FT Made**  
Season 7 vs. Boston Univ. (11/25/25)  
Big Ten 6 vs. Michigan (1/6/26)  
Career 7 vs. Boston Univ. (11/25/25)

**FT Attempted**  
Season 10 vs. Boston Univ. (11/25/25)  
Big Ten 8 vs. Michigan (1/6/26)  
Career 10 vs. Boston Univ. (11/25/25)

**Minutes**  
Season 31 at Purdue (1/10/26)  
Big Ten 31 at Purdue (1/10/26)  
Career 31 at Purdue (1/10/26)



# 4 KAYDEN MINGO

Fr. • Guard • 6-3 • 195 lbs.  
Farmingdale, N.Y. • Long Island Lutheran  
Major: Division of Undergraduate Studies



## CAREER STATS

				Field Goals		3-Point		F-Throws		Rebounds									Scoring	
SEASON	TEAM	GP-GS	MIN/AVG	FG-FGA	FG%	3FG-3FGA	3FG%	FT-FTA	FT%	OFF	DEF	TOT	AVG	PF-FO	A	TO	BLK	STL	PTS	AVG
2025-26	PSU	14-14	422/30.1	80-165	.485	12-51	.235	37-49	.755	9	46	55	3.9	25-0	63	21	1	35	209	14.9
TOTAL		14-14	422/30.1	80-165	.485	12-51	.235	37-49	.755	9	46	55	3.9	25-0	63	21	1	35	209	14.9

## 2025-26 GAME-BY-GAME STATS

Opponent	Date	GS	MIN	Total		3-Pointers		Free throws		Rebounds				PF	A	TO	BLK	STL	PTS	AVG
				FG-FGA	PCT	3FG-3FGA	PCT	FT-FTA	PCT	OFF	DEF	TOT	AVG							
Fairfield	11/03/2025	*	34:36	5-11	.455	0-2	.000	5-6	.833	0	5	5	5.0	1	2	1	1	1	15	15.0
at New Haven	11/08/2025	*	27:46	7-13	.538	2-5	.400	0-1	.000	2	4	6	5.5	1	6	2	0	1	16	15.5
Navy	11/11/2025	*	28:51	7-12	.583	0-3	.000	2-3	.667	2	5	7	6.0	3	4	3	0	2	16	15.7
vs La Salle	11/15/2025	*	31:06	6-12	.500	1-5	.200	1-2	.500	0	4	4	5.5	1	7	2	0	1	14	15.3
Harvard	11/19/2025	*	30:44	8-18	.444	1-7	.143	7-7	1.000	0	2	2	4.8	0	3	0	0	1	24	17.0
vs Providence	11/22/2025	*	24:31	1-8	.125	0-2	.000	0-0	.000	1	1	2	4.3	3	3	0	0	0	2	14.5
Boston U.	11/25/2025	*	31:11	5-9	.556	1-3	.333	3-7	.429	1	3	4	4.3	2	4	0	0	2	14	14.4
Sacred Heart	11/29/2025	*	25:52	5-9	.556	1-2	.500	2-4	.500	0	3	3	4.1	1	5	1	0	8	13	14.3
Campbell	12/02/2025	*	29:38	8-15	.533	0-1	.000	5-5	1.000	1	2	3	4.0	1	4	0	0	3	21	15.0
at Indiana	12/09/2025	*	31:10	6-11	.545	0-1	.000	7-9	.778	1	1	2	3.8	4	2	2	0	2	19	15.4
Michigan St.	12/13/2025	*	34:10	5-13	.385	1-4	.250	0-0	.000	1	6	7	4.1	3	8	3	0	2	11	15.0
vs Pittsburgh	12/21/2025	*	37:25	4-10	.400	0-2	.000	1-1	1.000	0	5	5	4.2	0	5	5	0	2	9	14.5
N.C. Central	12/29/2025	*	27:22	8-12	.667	3-6	.500	0-0	.000	0	3	3	4.1	1	5	2	0	6	19	14.8
Illinois	01/03/2026	*	27:09	5-12	.417	2-8	.250	4-4	1.000	0	2	2	3.9	4	5	0	0	4	16	14.9
Totals		14	421:31	80-165	.485	12-51	.235	37-49	.755	9	46	55	3.9	25	63	21	1	35	209	14.9

## 2025-26 NOTES

- Dropped 16 points with a team-high five assists in the BIG contest against Illinois inside The Palestra (1/3).
- Finished with 19 points on 8-for-12 shooting from the field with six steals, five assists and three boards against N.C. Central (12/29).
- Neared a triple double with 11 points, eight assists and seven rebounds with a pair of steals in the BIG matchup against #9 Michigan State (12/13).
- Had 19 points, two assists, two rebounds and two steals in his Big Ten debut at Indiana in 31 minutes of work (12/9).
- Booked his second 20-plus-point performance at the collegiate level with 21 in the win against Campbell, adding four assists, three rebounds and three steals against the Fighting Camels (12/2).
- Matched the PSU single-game steals record with eight, adding his seventh collegiate double-digit scoring performance with 13 points in 26 minutes of work in the dominant win over Sacred Heart (11/29).
- Had the most dominant performance of his career to date, dropping a career-high 24 points with three assists, two rebounds and a steal against Harvard (11/19).
- Reached double figures for the second-straight game, logging 16 points in 28 minutes with six boards and six assists at New Haven (11/8).
- Immediately impressed in his first collegiate start, dropping 15 points with five rebounds and two assists in PSU's opening-night win over Fairfield (11/3).
- Team Co-Captain... A consensus top-40 ranked recruit and the highest-ranked recruit in Penn State basketball history...Four-star guard who was ranked as the 34 recruit nationally per 247Sports, No. 39 recruit nationally per ESPN...Ranked as the No. 2 player in the state of New York and No. 4 combo guard in his class per 247 Sports... Named the 2025 New York Gatorade Player of the Year following standout senior season at Long Island Lutheran in which he led Luthi to 2025 Throne High School National Championship, Chipotle Nationals quarterfinals appearance and EYBL Scholastic League championship game...Averaged 13.6 points, 5.4 rebounds, 4.1 assists and 1.9 steals per game through 27 games during senior season... Played AAU for PSA Cardinals in Nike's EYBL league... 2024 Pangos All-American Camp and NBPA Top 100 Camp participant...Two-time USA Basketball mini-camp invitee.

### SEASON/CAREER HIGHS

**Points**  
Season 24 vs. Harvard (11/19/25)  
Big Ten 19 at Indiana (12/9/25)  
Career 24 vs. Harvard (11/19/25)

**Rebounds**  
Season 7.2 times (last: 12/13/25)  
Big Ten 7 vs. Michigan St. (12/13/25)  
Career 7.2 times (last: 12/13/25)

**Assists**  
Season 8 vs. Michigan St. (12/13/25)  
Big Ten 8 vs. Michigan St. (12/13/25)  
Career 8 vs. Michigan St. (12/13/25)

**Steals**  
Season 8 vs. Sacred Heart (11/29/25)  
Big Ten 4 vs. Illinois (1/3/26)  
Career 8 vs. Sacred Heart (11/29/25)

**Blocks**  
Season 1 vs. Fairfield (11/3/25)  
Big Ten ---  
Career 1 vs. Fairfield (11/3/25)

**FG Made**  
Season 8.3 times (last: 12/29/25)  
Big Ten 6 at Indiana (12/9/25)  
Career 8.3 times (last: 12/29/25)

**FG Attempted**  
Season 18 vs. Harvard (11/19/25)  
Big Ten 13 vs. Michigan St. (12/13/25)  
Career 18 vs. Harvard (11/19/25)

**3FG Made**  
Season 3 vs. N.C. Central (12/29/25)  
Big Ten 2 vs. Illinois (1/3/26)  
Career 3 vs. N.C. Central (12/29/25)

**3FG Attempted**  
Season 8 vs. Illinois (1/3/26)  
Big Ten 8 vs. Illinois (1/3/26)  
Career 8 vs. Illinois (1/3/26)

**FT Made**  
Season 7.2 times (last: 12/9/25)  
Big Ten 7 at Indiana (12/9/25)  
Career 7.2 times (last: 12/9/25)

**FT Attempted**  
Season 9 at Indiana (12/9/25)  
Big Ten 9 at Indiana (12/9/25)  
Career 9 at Indiana (12/9/25)

**Minutes**  
Season 37 vs. Pittsburgh (12/21/25)  
Big Ten 34 vs. Michigan St. (12/13/25)  
Career 37 vs. Pittsburgh (12/21/25)

# 5 FREDDIE DILIONE V<sub>(DILL-ee-ON)</sub>

**R-Jr. • Guard • 6-5 • 195 lbs.**  
**Fayetteville, N.C. • Word of God Christian Academy • Tennessee**  
**Major: Telecommunications**

## CAREER STATS

				Field Goals		3-Point		F-Throws		Rebounds				Scoring						
SEASON	TEAM	GP-GS	MIN/AVG	FG-FGA	FG%	3FG-3FGA	3FG%	FT-FTA	FT%	OFF	DEF	TOT	AVG	PF-FO	A	TO	BLK	STL	PTS	AVG
2023-24	UT	18-0	93/5.2	12-23	.522	2-7	.286	4-5	.800	1	9	10	0.6	9-0	14	14	1	6	30	1.7
2024-25	PSU	31-28	762/24.6	112-269	.416	28-97	.289	39-55	.709	24	63	87	2.8	47-1	52	48	9	27	291	9.4
2025-26	PSU	16-4	448/28.0	92-190	.484	24-71	.338	32-40	.800	17	40	57	3.6	20-0	42	20	2	19	240	15.0
TOTAL FOR PSU		47-32	1210/25.7	204-459	.444	52-168	.310	71-95	.747	41	103	144	3.1	67-1	94	68	11	46	531	11.3
TOTAL		65-32	1303/20.0	216-482	.448	54-175	.309	75-100	.750	42	112	154	2.4	76-1	108	82	12	52	561	8.6

## 2025-26 GAME-BY-GAME STATS

Opponent	Date	GS	MIN	Total		3-Pointers		Free throws		Rebounds				PF				PTS	AVG	
				FG-FA	PCT	3FG-3FA	PCT	FT-FTA	PCT	OFF	DEF	TOT	AVG	A	TO	BLK	STL			
Fairfield	11/03/2025		20:54	1-7	.143	0-2	.000	1-1	1.000	0	1	1	1.0	2	3	1	0	3	3.0	
at New Haven	11/08/2025		26:39	4-8	.500	0-1	.000	3-4	.750	3	4	7	4.0	0	2	1	0	11	7.0	
Navy	11/11/2025		27:10	6-12	.500	1-5	.200	6-6	1.000	1	2	3	3.7	0	2	0	0	19	11.0	
vs La Salle	11/15/2025		26:33	7-13	.538	2-4	.500	0-0	.000	0	3	3	3.5	1	3	1	0	16	12.3	
Harvard	11/19/2025		26:42	5-10	.500	1-1	1.000	2-2	1.000	1	1	2	3.2	2	2	0	0	13	12.4	
vs Providence	11/22/2025		34:54	8-18	.444	4-8	.500	2-2	1.000	3	6	9	4.2	1	4	1	0	22	14.0	
Boston U.	11/25/2025		18:45	3-8	.375	2-5	.400	0-0	.000	1	1	2	3.9	0	2	1	0	8	13.1	
Sacred Heart	11/29/2025		21:00	4-7	.571	0-2	.000	2-2	1.000	1	1	2	3.6	2	2	2	0	10	12.8	
Campbell	12/02/2025		28:52	6-8	.750	1-1	1.000	4-5	.800	1	3	4	3.7	1	1	2	0	4	17	13.2
at Indiana	12/09/2025		20:02	6-9	.667	1-2	.500	1-1	1.000	0	3	3	3.6	0	1	1	0	14	13.3	
Michigan St.	12/13/2025		32:06	8-15	.533	3-8	.375	4-5	.800	0	1	1	3.4	2	3	2	1	3	23	14.2
vs Pittsburgh	12/21/2025		34:18	10-17	.588	2-6	.333	1-2	.500	1	5	6	3.6	2	1	1	0	23	14.9	
N.C. Central	12/29/2025	*	32:15	4-11	.364	1-5	.200	1-2	.500	1	1	2	3.5	1	5	1	1	0	10	14.5
Illinois	01/03/2026	*	25:39	4-11	.364	1-7	.143	0-0	.000	2	2	4	3.5	4	2	2	0	9	14.1	
Michigan	01/06/2026	*	38:01	6-16	.375	2-6	.333	3-6	.500	1	5	6	3.7	1	4	2	0	2	17	14.3
at Purdue	01/10/2026	*	34:02	10-20	.500	3-8	.375	2-2	1.000	1	1	2	3.6	1	5	2	0	1	25	15.0
Totals		4	447:52	92-190	.484	24-71	.338	32-40	.800	17	40	57	3.6	20	42	20	2	19	240	15.0

## 2025-26 NOTES

- Surpassed his career high in scoring yet again, logging 25 points with a team-leading quintet of assists in the road matchup at No. 5 Purdue in 34 minutes of play (1/10).
- Contributed 17 points with six rebounds and a team-high four assists with a pair of steals against No. 2/1 Michigan inside the BJC (1/6).
- Hit 23 points for the second game in a row, setting a career high in field goal makes with 10 in 34 mintues of action against Pittsburgh in Hershey (12/21).
- Contributed a career-high 23-point performance with three assists, three steals and a rebound in the BIG matchup with #9 Michigan State (12/13).
- Was one of three Penn Staters in double figures at Indiana, logging 14 points on 6-for-9 shooting (12/9).
- Poured in 17 points with a career-high-tying four steals in addition to four rebounds in the win over Campbell (12/2).
- Impressed against Providence, leading PSU in points, rebounds and assists with a 22-point effort bolstered by a career-high nine rebounds and season-best four assists (11/22).
- Hit double figures for the fourth game in a row, dropping 13 points on 50% shooting with two boards and two assists in the win over Harvard (11/19).
- Notched his third-straight game in double figures with 16 points on 7-for-13 shooting from the floor and 2-for-4 shooting beyond the arc, adding three assists and rebounds against La Salle (11/15).
- Cracked double figures for the first time this season with 11 points in addition to a career-high-tying seven rebounds at New Haven (11/8).
- Returns for second season in the Blue & White as Penn State's only returning starter from last season's campaign... Played in all 31 games while making 28 starts in 2024-25... Averaged 9.4 points, 2.8 rebounds and 1.7 assists per game... Scored in double figures in 17 games, while leading the Nittany Lions in scoring on two occasions.



### SEASON/CAREER HIGHS

Points	
Season	25 at Purdue (1/10/26)
Big Ten	25 at Purdue (1/10/26)
Career	25 at Purdue (1/10/26)

Rebounds	
Season	9 vs. Providence (11/22/25)
Big Ten	6 vs. Michigan (1/6/26)
Career	9 vs. Providence (11/22/25)

Assists	
Season	5, 2 times (last: 1/10/26)
Big Ten	5 at Purdue (1/10/26)
Career	7 vs. Coppin St. (12/14/24)

Steals	
Season	4 vs. Campbell (12/2/25)
Big Ten	3 vs. Michigan St. (12/13/25)
Career	4, 2 times (last: 12/2/25)

Blocks	
Season	1, 2 times (last: 12/29/25)
Big Ten	1 vs. Michigan St. (12/13/25)
Career	2, 2 times (last: 1/5/25)

FG Made	
Season	10, 2 times (last: 1/10/26)
Big Ten	10 at Purdue (1/10/26)
Career	10, 2 times (last: 1/10/26)

FG Attempted	
Season	20 at Purdue (1/10/26)
Big Ten	20 at Purdue (1/10/26)
Career	20 at Purdue (1/10/26)

3FG Made	
Season	4 vs. Providence (11/22/25)
Big Ten	3, 2 times (last: 1/10/26)
Career	4, 4 times (last: 11/22/25)

3FG Attempted	
Season	8, 3 times (last: 1/10/26)
Big Ten	8, 2 times (last: 1/10/26)
Career	9 vs. Buffalo (12/1/24)

FT Made	
Season	6 vs. Navy (11/11/25)
Big Ten	4 vs. Michigan St. (12/13/25)
Career	6 vs. Navy (11/11/25)

FT Attempted	
Season	6 vs. Navy (11/11/25)
Big Ten	5 vs. Michigan St. (12/13/25)
Career	6, 3 times (last: 11/11/25)

Minutes	
Season	38 vs. Michigan (1/6/26)
Big Ten	38 vs. Michigan (1/6/26)
Career	38 vs. Michigan (1/6/26)

7 DOMINICK STEWART

So. • Guard • 6-5 • 195 lbs.  
Ocean Springs, Miss. • Southern California Academy (Calif.)  
Major: Communications

CAREER STATS

				Field Goals		3-Point		F-Throws		Rebounds								Scoring		
SEASON	TEAM	GP-GS	MIN/AVG	FG-FGA	FG%	3FG-3FGA	3FG%	FT-FTA	FT%	OFF	DEF	TOT	AVG	PF-FO	A	TO	BLK	STL	PTS	AVG
2024-25	PSU	24-0	196/8.2	25-67	.373	11-38	.289	6-11	.545	9	17	26	1.1	18-0	10	16	2	12	67	2.8
2025-26	PSU	16-8	299/18.7	29-83	.349	21-60	.350	13-21	.619	10	25	35	2.2	33-1	18	9	4	11	92	5.8
TOTAL		40-8	494/12.4	54-150	.360	32-98	.327	19-32	.594	19	42	61	1.5	51-1	28	25	6	23	159	4.0



2025-26 GAME-BY-GAME STATS

Opponent	Date	GS	MIN	Total		3-Pointers		Free throws		Rebounds				PF	A	TO	BLK	STL	PTS	AVG
				FG-FGA	PCT	3FG-3FGA	PCT	FT-FTA	PCT	OFF	DEF	TOT	AVG							
Fairfield	11/03/2025	*	11:41	3-3	1.000	1-1	1.000	0-2	.000	0	2	2	2.0	1	0	2	1	0	7	7.0
at New Haven	11/08/2025		21:26	6-8	.750	6-8	.750	0-0	.000	0	2	2	2.0	2	2	1	0	1	18	12.5
Navy	11/11/2025		19:59	3-5	.600	2-4	.500	0-2	.000	0	4	4	2.7	1	1	0	1	3	8	11.0
vs La Salle	11/15/2025		16:44	3-7	.429	2-4	.500	1-1	1.000	1	2	3	2.8	2	0	0	0	2	9	10.5
Harvard	11/19/2025		18:03	1-5	.200	1-5	.200	0-0	.000	0	1	1	2.4	2	0	0	0	0	3	9.0
vs Providence	11/22/2025		18:22	1-5	.200	0-1	.000	1-2	.500	3	1	4	2.7	0	0	1	0	0	3	8.0
Boston U.	11/25/2025		18:20	3-5	.600	1-3	.333	1-2	.500	0	0	0	2.3	2	0	0	0	2	8	8.0
Sacred Heart	11/29/2025	*	26:12	2-9	.222	2-6	.333	3-4	.750	1	2	3	2.4	4	1	2	0	0	9	8.1
Campbell	12/02/2025	*	25:49	1-6	.167	1-3	.333	0-1	.000	0	3	3	2.4	2	5	0	1	2	3	7.6
at Indiana	12/09/2025	*	15:36	1-2	.500	0-1	.000	2-2	1.000	0	0	0	2.2	1	0	1	0	0	4	7.2
Michigan St.	12/13/2025	*	08:22	0-2	.000	0-2	.000	0-0	.000	1	0	1	2.1	3	1	0	0	0	0	6.5
vs Pittsburgh	12/21/2025	*	10:01	0-3	.000	0-3	.000	0-0	.000	0	0	0	1.9	0	0	0	0	0	0	6.0
N.C. Central	12/29/2025		15:08	3-5	.600	3-5	.600	2-2	1.000	0	0	0	1.8	1	1	0	0	1	11	6.4
Illinois	01/03/2026		25:48	1-6	.167	1-5	.200	0-0	.000	2	1	3	1.9	5	3	0	1	0	3	6.1
Michigan	01/06/2026	*	25:49	1-8	.125	1-7	.143	0-0	.000	2	4	6	2.1	3	1	1	0	0	3	5.9
at Purdue	01/10/2026	*	21:18	0-4	.000	0-2	.000	3-3	1.000	0	3	3	2.2	4	3	1	0	0	3	5.8
Totals		8	298:38	29-83	.349	21-60	.350	13-21	.619	10	25	35	2.2	33	18	9	4	11	92	5.8

2025-26 NOTES

- Came off the bench and mustered his second double-digit effort of the season with 11 points in 15 minutes of work against N.C. Central (12/29).
- Made his second straight start and finished with a career-high five assists in 26 minutes in the win against Campbell (12/2).
- Started for the second time this season and played a career-high 26 minutes, logging nine points with three rebounds and an assist in the dominant win over Sacred Heart (11/29).
- Swiped a pair of steals and contributed eight points in 18 minutes in the win over Boston University (11/25).
- Contributed nine points with three boards and a pair of 3-pointers in the win over La Salle (11/15).
- Had eight points with four rebounds and three steals in the win over Navy (11/11).
- Booked one of his most dominant performances at the collegiate level, going 6-for-8 from beyond the arc to finish with a career-high 18 points to lead all scorers at New Haven (11/8).
- Contributed seven points on 3-for-3 shooting in 12 minutes of work in his first collegiate start against Fairfield (11/3).
- Enters second season at Penn State... Saw action in 24 games during freshman campaign in 2024-25... Averaged 2.8 points and 1.1 rebounds per game in an average of 8.2 minutes per contest...Tallied three double-digit scoring games.

SEASON/CAREER HIGHS	
Points	
Season	18 at New Haven (11/8/25)
Big Ten	4 at Indiana (12/9/25)
Career	18 at New Haven (11/8/25)
Rebounds	
Season	6 vs. Michigan (1/6/26)
Big Ten	6 vs. Michigan (1/6/26)
Career	6, 2 times (last: 1/6/26)
Assists	
Season	5 vs. Campbell (12/2/25)
Big Ten	3, 2 times (last: 1/10/26)
Career	5 vs. Campbell (12/2/25)
Steals	
Season	3, vs. Navy (11/11/25)
Big Ten	---
Career	3, 2 times (last: 11/11/25)
Blocks	
Season	1, 4 times (last: 1/3/26)
Big Ten	1 vs. Illinois (1/3/26)
Career	1, 6 times (last: 1/3/26)
FG Made	
Season	6 at New Haven (11/8/25)
Big Ten	1, 3 times (last: 1/6/26)
Career	6 at New Haven (11/8/25)
FG Attempted	
Season	9 vs. Sacred Heart (11/29/25)
Big Ten	8 vs. Michigan (1/6/26)
Career	9, 3 times (last: 11/29/25)
3FG Made	
Season	6 at New Haven (11/8/25)
Big Ten	1, 2 times (last: 1/6/26)
Career	6 at New Haven (11/8/25)
3FG Attempted	
Season	8 at New Haven (11/8/25)
Big Ten	7 vs. Michigan (1/6/26)
Career	8 at New Haven (11/8/25)
FT Made	
Season	3, 2 times (last: 1/10/26)
Big Ten	3 at Purdue (1/10/26)
Career	3, 3 times (last: 1/10/26)
FT Attempted	
Season	4 vs. Sacred Heart (11/29/25)
Big Ten	3 at Purdue (1/10/26)
Career	4 vs. Sacred Heart (11/29/25)
Minutes	
Season	26, 4 times (last: 1/6/26)
Big Ten	26, 2 times (1/6/26)
Career	26, 4 times (last: 1/6/26)



# 9 MELIH TUNCA (MELL-ee TOON-jah)

Fr. • Guard • 6-5 • 195 lbs.  
Istanbul, Turkey • FMV Ayazağa Işık High School  
Major: Division of Undergraduate Studies



## CAREER STATS

				Field Goals		3-Point		F-Throws		Rebounds									Scoring	
SEASON	TEAM	GP-GS	MIN/AVG	FG-FGA	FG%	3FG-3FGA	3FG%	FT-FTA	FT%	OFF	DEF	TOT	AVG	PF-FO	A	TO	BLK	STL	PTS	AVG
2025-26	PSU	16-11	405/25.3	59-122	.484	16-39	.410	33-45	.733	9	34	43	2.7	19-1	46	27	4	14	167	10.4
TOTAL		16-11	405/25.3	59-122	.484	16-39	.410	33-45	.733	9	34	43	2.7	19-1	46	27	4	14	167	10.4

## 2025-26 GAME-BY-GAME STATS

Opponent	Date	GS	MIN	Total		3-Pointers		Free throws		Rebounds				PF	A	TO	BLK	STL	PTS	AVG
				FG-FGA	PCT	3FG-3FGA	PCT	FT-FTA	PCT	OFF	DEF	TOT	AVG							
Fairfield	11/03/2025		30:56	7-11	.636	1-2	.500	4-6	.667	1	3	4	4.0	0	6	1	0	2	19	19.0
at New Haven	11/08/2025	*	25:12	3-5	.600	0-1	.000	4-6	.667	0	2	2	3.0	1	2	1	0	1	10	14.5
Navy	11/11/2025	*	31:50	4-10	.400	1-3	.333	4-4	1.000	1	1	2	2.7	1	3	2	0	2	13	14.0
vs La Salle	11/15/2025	*	32:10	8-9	.889	4-4	1.000	0-0	.000	0	2	2	2.5	0	4	1	0	0	20	15.5
Harvard	11/19/2025	*	29:07	4-6	.667	0-1	.000	2-2	1.000	0	2	2	2.4	2	6	2	0	3	10	14.4
vs Providence	11/22/2025	*	30:05	4-11	.364	1-4	.250	2-3	.667	1	2	3	2.5	5	1	3	0	0	11	13.8
Boston U.	11/25/2025	*	31:12	4-9	.444	1-3	.333	7-9	.778	0	4	4	2.7	0	4	0	1	0	16	14.1
Sacred Heart	11/29/2025	*	27:00	4-6	.667	1-1	1.000	3-5	.600	1	3	4	2.9	1	4	2	2	2	12	13.9
Campbell	12/02/2025	*	25:41	1-5	.200	0-1	.000	2-2	1.000	0	4	4	3.0	1	4	3	1	0	4	12.8
at Indiana	12/09/2025	*	24:34	4-10	.400	2-4	.500	3-4	.750	0	2	2	2.9	1	1	3	0	0	13	12.8
Michigan St.	12/13/2025	*	12:31	2-7	.286	1-3	.333	0-0	.000	1	0	1	2.7	0	0	0	0	0	5	12.1
vs Pittsburgh	12/21/2025	*	11:27	0-2	.000	0-1	.000	0-0	.000	1	0	1	2.6	0	1	2	0	0	0	11.1
N.C. Central	12/29/2025		27:29	4-7	.571	1-3	.333	1-3	.333	1	2	3	2.6	3	4	4	0	3	10	11.0
Illinois	01/03/2026		22:11	2-8	.250	0-2	.000	1-1	1.000	0	3	3	2.6	0	1	1	0	0	5	10.6
Michigan	01/06/2026		19:00	2-7	.286	1-2	.500	0-0	.000	0	3	3	2.7	1	2	0	0	1	5	10.2
at Purdue	01/10/2026		24:40	6-9	.667	2-4	.500	0-0	.000	2	1	3	2.7	3	3	2	0	0	14	10.4
Totals			11 405:05	59-122	.484	16-39	.410	33-45	.733	9	34	43	2.7	19	46	27	4	14	167	10.4

## 2025-26 NOTES

- Tallied his second double-digit scoring effort in Big Ten play at Purdue, logging 14 points with three rebounds and three assists in 25 minutes (1/10).
- Mustered double figures in his first Big Ten start with 13 points in 25 minutes at Indiana (12/9).
- Landed in double figures for the seventh game in a row, scoring 16 with four assists and four rebounds in 31 minutes against Boston University (11/25).
- Notched his sixth-straight double-digit outing with 11 points, three rebounds and an assist against Providence (11/22).
- Hit double digits for the fifth-consecutive contest, logging 10 points with a career-high-tying six assists and pair of rebounds in 29 minutes against Harvard (11/19).
- Had a career-best 20-point performance on 8-for-9 shooting from the floor and a 4-for-4 mark from 3-point range, adding four assists and two rebounds in the win over La Salle (11/15).
- Cracked double figures for the third game in a row, notching 13 points with three assists and two boards in 32 minutes played (11/11).
- Made his collegiate debut and led the Nittany Lions in scoring and assists in his first collegiate appearance, finishing with 19 points, six assists and four boards to go along with a pair of steals in 31 minutes against Fairfield (11/3).
- Played 2024-25 season with Turk Telekom in the Turkish Basketball Super League, the top professional league in Turkey, earning Young Player of the Regular Season honors...Averaged 6.7 points, 2.2 assists and 11 rebounds per game through 30 games while shooting 55.0 percent from two-point range, 47.5 percent from 3-point range and 96.4 percent from the free throw line... Saw action in 17 games in 2024-25 Eurocup with Turk Telecom and also represented Turkey in 2025 European Championship.

### SEASON/CAREER HIGHS

**Points**  
Season 20 vs. La Salle (11/15/25)  
Big Ten 14 at Purdue (1/10/26)  
Career 20 vs. La Salle (11/15/25)

**Rebounds**  
Season 4.4 times (last: 12/2/25)  
Big Ten 3.3 times (last: 1/10/26)  
Career 4.4 times (last: 12/2/25)

**Assists**  
Season 6.2 times (last: 11/19/25)  
Big Ten 3 at Purdue (1/10/26)  
Career 6.2 times (last: 11/19/25)

**Steals**  
Season 3.2 times (last: 12/29/25)  
Big Ten 1 vs. Michigan (1/6/26)  
Career 3.2 times (last: 12/29/25)

**Blocks**  
Season 2 vs. Sacred Heart (11/29/25)  
Big Ten ---  
Career 2 vs. Sacred Heart (11/29/25)

**FG Made**  
Season 8 vs. La Salle (11/15/25)  
Big Ten 6 at Purdue (1/10/26)  
Career 8 vs. La Salle (11/15/25)

**FG Attempted**  
Season 11.2 times (last: 11/22/25)  
Big Ten 10 at Indiana (12/9/25)  
Career 11.2 times (last: 11/22/25)

**3FG Made**  
Season 4 vs. La Salle (11/15/25)  
Big Ten 2.2 times (last: 1/10/26)  
Career 4 vs. La Salle (11/15/25)

**3FG Attempted**  
Season 4.4 times (last: 1/10/26)  
Big Ten 4.2 times (last: 1/10/26)  
Career 4.4 times (last: 1/10/26)

**FT Made**  
Season 7 vs. Boston Univ. (11/25/25)  
Big Ten 3 at Indiana (12/9/25)  
Career 7 vs. Boston Univ. (11/25/25)

**FT Attempted**  
Season 9 vs. Boston Univ. (11/25/25)  
Big Ten 4 at Indiana (12/9/25)  
Career 9 vs. Boston Univ. (11/25/25)

**Minutes**  
Season 32.2 times (last: 11/15/25)  
Big Ten 25.2 times (last: 1/10/26)  
Career 32.2 times (last: 11/15/25)

# 10 JOSH REED

Sr. • Forward • 6-8 • 230 lbs.  
Atlanta, Ga. • Pace Academy • Cincinnati  
Graduate Program: Master of Business Administration

## CAREER STATS

		Field Goals				3-Point		F-Throws		Rebounds				Scoring							
SEASON	TEAM	GP-GS	MIN/AVG	FG-FGA	FG%	3FG-3FGA	3FG%	FT-FTA	FT%	OFF	DEF	TOT	AVG	PF-FO	A	TO	BLK	STL	PTS	AVG	
2022-23	UC	29-0	233/8.0	15-44	.341	10-25	.400	3-8	.375	19	30	49	1.7	13-0	7	6	6	2	43	1.5	
2023-24	UC	35-0	383/11.0	24-65	.369	13-42	.310	8-11	.727	23	46	69	2.0	33-0	18	14	4	16	69	2.0	
2024-25	UC	33-9	581/17.6	55-134	.410	20-64	.313	29-34	.853	27	56	83	2.5	50-3	25	11	7	23	159	4.8	
2025-26	PSU	16-15	381/23.8	46-98	.469	11-41	.268	36-41	.878	21	42	63	3.9	24-0	18	14	1	17	139	8.7	
TOTAL FOR PSU		16-15	381/23.8	46-98	.469	11-41	.268	36-41	.878	21	42	63	3.9	24-0	18	14	1	17	139	8.7	
TOTAL		113-24	1579/14.0	140-341	.411	54-172	.314	76-94	.809	90	174	264	2.3	120-3	68	45	18	58	410	3.6	

## 2025-26 GAME-BY-GAME STATS

Opponent	Date	GS	MIN	Total		3-Pointers		Free throws		Rebounds				PF	A	TO	BLK	STL	PTS	AVG
				FG-FGA	PCT	3FG-3FGA	PCT	FT-FTA	PCT	OFF	DEF	TOT	AVG							
Fairfield	11/03/2025	*	14:51	0-5	.000	0-3	.000	0-0	.000	0	1	1	1.0	0	0	0	0	0	0	0.0
at New Haven	11/08/2025	*	20:01	4-9	.444	1-5	.200	5-5	1.000	2	2	4	2.5	0	2	1	0	1	14	7.0
Navy	11/11/2025	*	27:46	5-11	.455	0-1	.000	1-1	1.000	2	4	6	3.7	0	0	1	0	6	11	8.3
vs La Salle	11/15/2025	*	27:53	2-7	.286	1-2	.500	2-2	1.000	0	1	1	3.0	3	2	0	0	1	7	8.0
Harvard	11/19/2025	*	26:50	4-5	.800	0-1	.000	6-10	.600	2	3	5	3.4	0	0	0	0	3	14	9.2
vs Providence	11/22/2025	*	23:41	3-7	.429	1-3	.333	1-1	1.000	1	7	8	4.2	2	1	3	1	0	8	9.0
Boston U.	11/25/2025	*	26:08	5-6	.833	1-1	1.000	6-6	1.000	3	5	8	4.7	1	1	0	0	0	17	10.1
Sacred Heart	11/29/2025	*	20:10	4-6	.667	0-1	.000	0-0	.000	1	2	3	4.5	1	3	1	0	0	8	9.9
Campbell	12/02/2025	*	25:25	5-6	.833	2-3	.667	4-4	1.000	0	2	2	4.2	4	1	0	0	2	16	10.6
at Indiana	12/09/2025	*	19:18	2-5	.400	0-3	.000	1-2	.500	0	1	1	3.9	2	0	2	0	0	5	10.0
Michigan St.	12/13/2025	*	26:00	2-6	.333	0-3	.000	0-0	.000	3	3	6	4.1	3	1	1	0	0	4	9.5
vs Pittsburgh	12/21/2025	*	31:24	2-8	.250	1-5	.200	4-4	1.000	0	2	2	3.9	1	0	1	0	1	9	9.4
N.C. Central	12/29/2025	*	21:51	2-6	.333	1-4	.250	0-0	.000	1	2	3	3.8	1	4	1	0	1	5	9.1
Illinois	01/03/2026	*	12:07	0-2	.000	0-1	.000	0-0	.000	1	1	2	3.7	0	0	1	0	0	0	8.4
Michigan	01/06/2026	*	29:27	4-6	.667	1-2	.500	4-4	1.000	5	5	10	4.1	4	1	2	0	2	13	8.7
at Purdue	01/10/2026	*	28:30	2-3	.667	2-3	.667	2-2	1.000	0	1	1	3.9	2	2	0	0	0	8	8.7
Totals		15	381:22	46-98	.469	11-41	.268	36-41	.878	21	42	63	3.9	24	18	14	1	17	139	8.7

## 2025-26 NOTES

- Booked the first double-double by a Nittany Lion in the 2025-26 season, dropping 13 points with 10 rebounds with two steals and an assist against No. 2/1 Michigan in the BJC (1/6).
- Finished with 16 points on an ultra-efficient 5-for-6 night from the floor with a season-high pair of 3-pointers, adding two rebounds, two steals and an assist in the win over Campbell (12/2).
- Notched a season high in both points and rebounds, logging 17 points and eight boards to lead PSU in both categories in a game for the first time this season against Boston University (11/25).
- Had eight points with a season-high-tying eight rebounds in 24 minutes against Providence (11/22).
- Logged his third double-digit scoring performance of the year while matching a season high with 14 points on 4-for-5 shooting with five rebounds and three steals against Harvard (11/19).
- Chipped in with seven points, a rebound and steal in a season-high 28 minutes against La Salle (11/15).
- Cracked double digits for the second straight game against Navy, logging 11 points while hauling in six rebounds and swiping a career-high six steals (11/11).
- Finished as one of four Nittany Lions in double figures, logging 14 points with four rebounds and two assists in the dominant road win over New Haven (11/8).
- Team Co-Captain... Saw action in 97 games through first three collegiate seasons at Cincinnati and graduated in three years with bachelor's degree in Sports Administration... Saw action in 34 games with the Bearcats in 2024-25...Started nine of the final 10 games of the season, finishing the year averaging 4.8 points and 2.5 rebounds per game while shooting 85.3 percent from the free throw line.



### SEASON/CAREER HIGHS

**Points**  
Season 17 vs. Boston Univ. (11/25/25)  
Big Ten 13 vs. Michigan (1/6/26)  
Career 19 vs. Oklahoma St. (3/11/25)

**Rebounds**  
Season 10 vs. Michigan (1/6/26)  
Big Ten 10 vs. Michigan (1/6/26)  
Career 12 vs. Detroit Mercy (11/10/23)

**Assists**  
Season 4 vs. NC. Central (12/29/25)  
Big Ten 2 at Purdue (1/10/26)  
Career 4, 2 times (last: 12/29/25)

**Steals**  
Season 6, vs. Navy (11/11/25)  
Big Ten 2 vs. Michigan (1/6/26)  
Career 6 vs. Navy (11/11/25)

**Blocks**  
Season 1 vs. Providence (11/22/25)  
Big Ten --  
Career 2, 2 times

**FG Made**  
Season 5, 3 times (last: 12/2/25)  
Big Ten 4 vs. Michigan (1/6/26)  
Career 8 vs. Oklahoma St. (3/11/25)

**FG Attempted**  
Season 11, vs. Navy (11/11/25)  
Big Ten 6, 2 times (last: 1/6/26)  
Career 12 vs. Oklahoma St. (3/11/25)

**3FG Made**  
Season 2, 2 times (last: 1/10/26)  
Big Ten 3 at Purdue (1/10/26)  
Career 3, 2 times (last: 2/11/25)

**3FG Attempted**  
Season 5, 2 times (last: 12/21/25)  
Big Ten 3, 3 times (last: 1/10/26)  
Career 7 vs. UCF (4/3/25)

**FT Made**  
Season 6, 2 times (last: 11/19/25)  
Big Ten 4 vs. Michigan (1/6/26)  
Career 6, 2 times (last: 11/19/25)

**FT Attempted**  
Season 10 vs. Harvard (11/19/25)  
Big Ten 4 vs. Michigan (1/6/26)  
Career 10 vs. Harvard (11/19/25)

**Minutes**  
Season 31 vs. Pittsburgh (12/21/25)  
Big Ten 29, 2 times (last: 1/10/26)  
Career 34 vs. Iowa State (3/12/25)

# 11 ELI RICE

**R-So. • Guard • 6-8 • 230 lbs.**

**Gallatin, Tenn. • IMG Academy • Nebraska**

**Major: Labor and Human Resources**

## CAREER STATS

				Field Goals		3-Point		F-Throws		Rebounds							Scoring			
SEASON	TEAM	GP-GS	MIN/AVG	FG-FGA	FG%	3FG-3FGA	3FG%	FT-FTA	FT%	OFF	DEF	TOT	AVG	PF-FO	A	TO	BLK	STL	PTS	AVG
2023-24	Nebr	17-0	171/10.0	19-46	.413	10-27	.370	23-32	.719	4	23	27	1.6	14-0	6	4	4	3	71	4.2
2024-25	PSU	1-0	7/7.0	0-2	.000	0-2	.000	0-0	.000	0	2	2	2.0	0-0	0	0	0	0	0	0.0
2025-26	PSU	16-11	302/18.9	36-82	.439	25-54	.463	18-20	.900	5	21	26	1.6	25-0	4	11	3	10	115	7.2
TOTAL FOR PSU		17-11	309/18.2	36-84	.429	25-56	.446	18-20	.900	5	23	28	1.6	25-0	4	11	3	10	115	6.8
TOTAL		34-11	480/14.1	55-130	.423	35-83	.422	41-52	.788	9	46	55	1.6	39-0	10	15	7	13	186	5.5

## 2025-26 GAME-BY-GAME STATS

Opponent	Date	GS	MIN	Total	3-Pointers	Free throws	Rebounds	PF	A	TO	BLK	STL	PTS	AVG
				FG-FGA	PCT	3FG-3FGA	PCT	FT-FTA	PCT	OFF	DEF	TOT	AVG	
Fairfield	11/03/2025	*	23:47	3-7	.429	2-6	.333	2-2	1.000	1	4	5	5.0	10.0
at New Haven	11/08/2025	*	15:51	2-4	.500	2-3	.667	0-0	.000	0	0	0	2.5	8.0
Navy	11/11/2025	*	15:09	1-1	1.000	1-1	1.000	0-0	.000	0	0	0	1.7	6.3
vs La Salle	11/15/2025	*	13:27	0-1	.000	0-1	.000	2-2	1.000	0	0	0	1.3	5.3
Harvard	11/19/2025	*	15:28	2-5	.400	1-3	.333	0-0	.000	1	0	1	1.2	5.2
vs Providence	11/22/2025	*	12:08	1-4	.250	1-3	.333	2-2	1.000	1	0	1	1.2	5.2
Boston U.	11/25/2025	*	22:05	3-6	.500	2-4	.500	3-4	.750	0	1	1	1.1	6.0
Sacred Heart	11/29/2025	*	18:47	4-7	.571	3-4	.750	0-0	.000	1	2	3	1.4	6.6
Campbell	12/02/2025	*	11:38	0-2	.000	0-1	.000	0-0	.000	0	2	2	1.4	5.9
at Indiana	12/09/2025	*	19:48	2-5	.400	2-2	1.000	0-0	.000	0	0	0	1.3	5.9
Michigan St.	12/13/2025	*	23:39	3-8	.375	1-4	.250	2-2	1.000	0	1	1	1.3	6.2
vs Pittsburgh	12/21/2025	*	09:56	0-2	.000	0-1	.000	0-0	.000	0	1	1	1.3	5.7
N.C. Central	12/29/2025	*	21:32	5-7	.714	4-6	.667	4-4	1.000	0	2	2	1.3	6.6
Illinois	01/03/2026	*	27:34	4-10	.400	2-7	.286	1-2	.500	1	3	4	1.5	6.9
Michigan	01/06/2026	*	24:16	2-7	.286	1-4	.250	2-2	1.000	0	1	1	1.5	6.9
at Purdue	01/10/2026	*	26:53	4-6	.667	3-4	.750	0-0	.000	0	4	4	1.6	7.2
<b>Totals</b>		<b>11</b>	<b>301:58</b>	<b>36-82</b>	<b>.439</b>	<b>25-54</b>	<b>.463</b>	<b>18-20</b>	<b>.900</b>	<b>5</b>	<b>21</b>	<b>26</b>	<b>1.6</b>	<b>7.2</b>

## 2025-26 NOTES

- Notched his third double-digit scoring performance in a four-game span at Purdue, logging 11 points with four rebounds (1/10).
- Had his first double-digit scoring effort in Big Ten play in The Palestra against Illinois, scoring 11 points with a team-high-tying four rebounds (1/3).
- Booked his best individual performance as a collegian in his first start since November 25, dropping a career-high 18 points with four made 3-pointers in 22 minutes against N.C. Central (12/29).
- Poured in nine points in a career-high-tying 24 minutes of action against Michigan State (12/13).
- Matched his season high with 11 points highlighted by a career-high-tying trio of 3-point makes in the dominant win over Sacred Heart (11/29).
- Booked a season-high 11 points on 50 percent shooting from the field and beyond the arc, adding a career-best two assists with a rebound in 22 minutes against Boston University (11/25).
- Made his first start as a Nittany Lion and finished as one of four athletes in double figures with 10 points, five rebounds and a steal against Fairfield (11/3).
- Team Co-Captain...Enters second season at Penn State after missing last season due to injury...Played freshman year (2023-24) at Nebraska, appearing in 17 games during true freshman season with the Huskers before missing final 13 games of the season with an injury and averaging 4.2 points and 1.6 rebounds per game while shooting 41.3 percent from the field, 37.0 percent from 3-point range and 71.9 percent from the free throw line.



## SEASON/CAREER HIGHS

### Points

Season 18 vs. NC. Central (12/29/25)  
Big Ten 11, 2 times (last: 1/10/26)  
Career 18 vs. NC. Central (12/29/25)

### Rebounds

Season 5 vs. Fairfield (11/3/25)  
Big Ten 4, 2 times (last: 1/10/26)  
Career 5, 2 times (last: 1/3/25)

### Assists

Season 2 vs. Boston Univ. (11/25/25)  
Big Ten --  
Career 2 vs. Boston Univ. (11/25/25)

### Steals

Season 2, 2 times (last: 1/3/26)  
Big Ten 2 vs. Illinois (1/3/26)  
Career 2, 3 times (last: 1/3/26)

### Blocks

Season 1, 3 times (last: 1/6/26)  
Big Ten 1, 2 times (last: 1/6/26)  
Career 2 vs. NWestern (1/20/24)

### FG Made

Season 5 vs. NC. Central (12/29/25)  
Big Ten 4, 2 times (last: 1/10/26)  
Career 5 vs. NC. Central (12/29/25)

### FG Attempted

Season 10 vs. Illinois (1/3/26)  
Big Ten 10 vs. Illinois (1/3/26)  
Career 10 vs. Illinois (1/3/26)

### 3FG Made

Season 4 vs. NC. Central (12/29/25)  
Big Ten 3 at Purdue (1/10/26)  
Career 4 vs. NC. Central (12/29/25)

### 3FG Attempted

Season 7 vs. Illinois (1/3/26)  
Big Ten 7 vs. Illinois (1/3/26)  
Career 7 vs. Illinois (1/3/26)

### FT Made

Season 4 vs. NC. Central (12/29/25)  
Big Ten 2, 2 times (last: 1/6/26)  
Career 5 vs. Fla. A&M (11/9/23)

### FT Attempted

Season 4, 2 times (last: 12/29/25)  
Big Ten 2, 3 times (last: 1/6/26)  
Career 8 vs. Fla. A&M (11/9/23)

### Minutes

Season 28 vs. Illinois (1/3/26)  
Big Ten 28 vs. Illinois (1/3/26)  
Career 28 vs. Illinois (1/3/26)



# 12 REGGIE GRODIN (GROW-din)

Fr. • Guard • 6-5 • 200 lbs.  
Larchmont, N.Y. • Newman School (Mass.)  
Major: Division of Undergraduate Studies

## CAREER STATS



## 2025-26 GAME-BY-GAME STATS

## 2025-26 NOTES

- Taking a redshirt year in 2025-26.
- Helped lead Newman School to 2025 NEPSAC AAA Championship and 32-8 overall record while averaging 12.0 points, 6.6 rebounds, 4.2 assists and 2.5 steals per game... Finished high school career with 1,375 points, 400 rebounds, 204 assists and 140 steals... Played AAU for EYBL New York Lightning, helping his team to a quarterfinal appearance at 2024 Peach Jam...Helped lead the American U16 team to gold at the 2022 Maccabi Games.

SEASON/CAREER HIGHS	
Points	
Season	--
Big Ten	--
Career	--
Rebounds	
Season	--
Big Ten	--
Career	--
Assists	
Season	--
Big Ten	--
Career	--
Steals	
Season	--
Big Ten	--
Career	--
Blocks	
Season	--
Big Ten	--
Career	--
FG Made	
Season	--
Big Ten	--
Career	--
FG Attempted	
Season	--
Big Ten	--
Career	--
3FG Made	
Season	--
Big Ten	--
Career	--
3FG Attempted	
Season	--
Big Ten	--
Career	--
FT Made	
Season	--
Big Ten	--
Career	--
FT Attempted	
Season	--
Big Ten	--
Career	--
Minutes	
Season	--
Big Ten	--
Career	--

# 16 TIBOR MIRTIC (TEE-boar MEER-tich)

Fr. • Forward • 6-9 • 255 lbs.

Ljubljana, Slovenia • Gimnazija Moste

Major: Division of Undergraduate Studies

## CAREER STATS

SEASON	TEAM	GP-GS	MIN/AVG	Field Goals	3-Point	F-Throws	Rebounds	PF	A	TO	BLK	STL	PTS	AVG
2025-26	PSU	15-1	212/14.1	25-47 .532	1-3 .333	4-13 .308	22 28 50 3.3	23-0	10	11	1	8	55	3.7
<b>TOTAL</b>		<b>15-1</b>	<b>212/14.1</b>	<b>25-47 .532</b>	<b>1-3 .333</b>	<b>4-13 .308</b>	<b>22 28 50 3.3</b>	<b>23-0</b>	<b>10</b>	<b>11</b>	<b>1</b>	<b>8</b>	<b>55</b>	<b>3.7</b>



## 2025-26 GAME-BY-GAME STATS

Opponent	Date	GS	MIN	Total	3-Pointers	Free throws	Rebounds	PF	A	TO	BLK	STL	PTS	AVG
Fairfield	11/03/2025		24:10	3-5 .600	0-1 .000	0-4 .000	3 8 11 11.0	2	1	0	0	0	6	6.0
at New Haven	11/08/2025		16:14	2-4 .500	0-0 .000	0-0 .000	1 2 3 7.0	1	1	0	0	1	4	5.0
Navy	11/11/2025		12:56	0-3 .000	0-0 .000	0-0 .000	2 2 4 6.0	1	1	0	0	0	0	3.3
vs La Salle	11/15/2025		11:17	2-2 1.000	0-0 .000	0-0 .000	1 1 2 5.0	4	1	0	0	0	4	3.5
Harvard	11/19/2025		14:33	3-3 1.000	0-0 .000	0-0 .000	0 0 0 4.0	2	1	2	0	0	6	4.0
vs Providence	11/22/2025		16:19	2-3 .667	1-1 1.000	1-2 .500	1 2 3 3.8	1	0	0	0	0	6	4.3
Boston U.	11/25/2025		12:49	2-2 1.000	0-0 .000	1-2 .500	1 0 1 3.4	2	0	0	0	0	5	4.4
Sacred Heart	11/29/2025		19:50	3-5 .600	0-0 .000	2-2 1.000	2 5 7 3.9	2	2	3	0	1	8	4.9
Campbell	12/02/2025		12:57	3-4 .750	0-0 .000	0-0 .000	2 1 3 3.8	2	0	1	1	2	6	5.0
at Indiana	12/09/2025		16:37	0-1 .000	0-0 .000	0-2 .000	0 3 3 3.7	2	2	1	0	0	0	4.5
Michigan St.	12/13/2025		17:52	3-5 .600	0-0 .000	0-0 .000	2 0 2 3.5	0	1	1	0	4	6	4.6
vs Pittsburgh	12/21/2025		14:01	0-4 .000	0-0 .000	0-1 .000	2 4 6 3.8	0	0	0	0	0	0	4.3
N.C. Central	12/29/2025		04:36	1-2 .500	0-0 .000	0-0 .000	2 0 2 3.6	0	0	0	0	0	2	4.1
Illinois	01/03/2026		10:26	1-3 .333	0-1 .000	0-0 .000	1 0 1 3.4	3	0	2	0	0	2	3.9
Michigan	01/06/2026 *		07:32	0-1 .000	0-0 .000	0-0 .000	2 0 2 3.3	1	0	1	0	0	0	3.7
<b>Totals</b>		<b>1</b>	<b>212:09</b>	<b>25-47 .532</b>	<b>1-3 .333</b>	<b>4-13 .308</b>	<b>22 28 50 3.3</b>	<b>23</b>	<b>10</b>	<b>11</b>	<b>1</b>	<b>8</b>	<b>55</b>	<b>3.7</b>

## 2025-26 NOTES

- Had a BIG-career-high six points with a career-best four steals against Michigan State (12/13).
- Notched six points on 3-for-4 shooting with three boards, two steals and a block over 13 minutes in the win over Campbell (12/2).
- Had a career-high eight points with seven rebounds, two assists and a steal in 20 minutes of work in the win over Sacred Heart (11/29).
- Logged five points on 2-for-2 shooting from the field with a rebound in 13 minutes against Boston University (11/26).
- Hit six points yet again in addition to sinking his first career 3-pointer in the game against Providence (11/22).
- Matched his career high in scoring with six points on 3-for-3 shooting from the floor across 15 minutes against Harvard (11/19).
- Saw 16 minutes of action with four points, three boards, an assist and steal at New Haven (11/8).
- Came off the bench and made an immediate impact in his collegiate debut, hauling in a game-high 11 rebounds while adding six points and an assist in the season-opening win over Fairfield (11/3).
- Played 2024-25 season with Krka Novo Mesto, a team that plays in both Slovenia's top professional league, Liga OTP banka, and the ABA League...Averaged 7.8 points and 4.7 rebounds per game in 26 games in Krka's Liga OTP banka contests while shooting 53.0 percent (79-149) from two-point range and 41.7 percent (5-12) from three-point range... Competed in 2025 FIBA EuroBasket 2025 Qualifiers for Slovenian National Team, highlighted by a six-point, five-rebound effort against Portugal...Represented Slovenia in FIBA U20 (2023, 2022), U18 (2021) and U16 (2019) European Championships.

## SEASON/CAREER HIGHS

### Points

Season 8 vs. Sacred Heart (11/29/25)

Big Ten 6 vs. Michigan St. (12/13/25)

Career 8 vs. Sacred Heart (11/29/25)

### Rebounds

Season 11 vs. Fairfield (11/3/25)

Big Ten 3 at Indiana (12/9/25)

Career 11 vs. Fairfield (11/3/25)

### Assists

Season 2, 2 times (last: 12/9/25)

Big Ten 2 at Indiana (12/9/25)

Career 2, 2 times (last: 12/9/25)

### Steals

Season 4 vs. Michigan St. (12/13/25)

Big Ten 4 vs. Michigan St. (12/13/25)

Career 4 vs. Michigan St. (12/13/25)

### Blocks

Season 1 vs. Campbell (12/2/25)

Big Ten --

Career 1 vs. Campbell (12/2/25)

### FG Made

Season 3, 5 times (last: 12/13/25)

Big Ten 3 vs. Michigan St. (12/13/25)

Career 3, 5 times (last: 12/13/25)

### FG Attempted

Season 5, 3 times (12/13/25)

Big Ten 5 vs. Michigan St. (12/13/25)

Career 5, 3 times (12/13/25)

### 3FG Made

Season 1 vs. Providence (11/22/25)

Big Ten --

Career 1 vs. Providence (11/22/25)

### 3FG Attempted

Season 1, 3 times (last: 1/3/26)

Big Ten 1 vs. Illinois (1/3/26)

Career 1, 3 times (last: 1/3/26)

### FT Made

Season 2 vs. Sacred Heart (11/29/25)

Big Ten --

Career 2 vs. Sacred Heart (11/29/25)

### FT Attempted

Season 4 vs. Fairfield (11/3/25)

Big Ten 2 at Indiana (12/9/25)

Career 4 vs. Fairfield (11/3/25)

### Minutes

Season 24 vs. Fairfield (11/3/25)

Big Ten 18 vs. Michigan St. (12/13/25)

Career 24 vs. Fairfield (11/3/25)

# 21 JUSTIN HOUSER

Fr. • Forward • 7-0 • 235 lbs.  
Camp Hill, Pa. • Phelps School  
Major: Division of Undergraduate Studies

## CAREER STATS

				Field Goals		3-Point		F-Throws		Rebounds										Scoring	
SEASON	TEAM	GP-GS	MIN	AVG	FG-FGA	FG%	3FG-3FGA	3FG%	FT-FTA	FT%	OFF	DEF	TOT	AVG	PF-FO	A	TO	BLK	STL	PTS	AVG
2025-26	PSU	5-0	25	4.9	2-5	.400	1-2	.500	2-3	.667	1	2	3	0.6	5-0	0	0	1	0	7	1.4
TOTAL		5-0	25	4.9	2-5	.400	1-2	.500	2-3	.667	1	2	3	0.6	5-0	0	0	1	0	7	1.4



## 2025-26 GAME-BY-GAME STATS

			Total		3-Pointers		Free throws		Rebounds											
Opponent	Date	GS	MIN	FG-FGA	PCT	3FG-3FGA	PCT	FT-FTA	PCT	OFF	DEF	TOT	AVG	PF	A	TO	BLK	STL	PTS	AVG
at New Haven	11/08/2025		02:21	0-1	.000	0-0	.000	0-0	.000	0	0	0	0.0	0	0	0	0	0	0	0.0
Sacred Heart	11/29/2025		03:02	0-0	.000	0-0	.000	2-2	1.000	1	0	1	0.5	0	0	0	0	0	2	1.0
at Indiana	12/09/2025		03:33	0-1	.000	0-0	.000	0-0	.000	0	2	2	1.0	1	0	0	0	0	0	0.7
vs Pittsburgh	12/21/2025		13:28	2-3	.667	1-2	.500	0-1	.000	0	0	0	0.8	4	0	0	1	0	5	1.8
N.C. Central	12/29/2025		02:17	0-0	.000	0-0	.000	0-0	.000	0	0	0	0.6	0	0	0	0	0	0	1.4
Totals		0	24:41	2-5	.400	1-2	.500	2-3	.667	1	2	3	0.6	5	0	0	1	0	7	1.4

## 2025-26 NOTES

- Had his strongest individual showing to date against Pittsburgh, notching career-high marks in scoring (five), field goals made (two) and blocks (one).
- Made his Big Ten debut and hauled in two rebounds at Indiana (12/9).
- Scored his first points at the collegiate level with a pair of free throw makes, adding his first career rebound in the dominant win over Sacred Heart (11/29).
- Made his collegiate debut in the dominant Nittany Lion win over New Haven on the road (11/8).
- Three-star forward who ranked as the No. 8 player in the state of Pennsylvania per 247Sports...Played three years for the Phelps School in Malvern, Pa. after spending freshman season at Cedar Cliff High School in hometown of Camp Hill, Pa...Led Phelps School to 2025 PAISSA State Championship as a first-team All-State selection and team MVP while tallying 401 points, 259 rebounds and 59 blocks during senior season.

SEASON/CAREER HIGHS	
Points	
Season	5 vs. Pittsburgh (12/21/25)
Big Ten	--
Career	5 vs. Pittsburgh (12/21/25)
Rebounds	
Season	2 at Indiana (12/9/25)
Big Ten	2 at Indiana (12/9/25)
Career	2 at Indiana (12/9/25)
Assists	
Season	--
Big Ten	--
Career	--
Steals	
Season	--
Big Ten	--
Career	--
Blocks	
Season	1 vs. Pittsburgh (12/21/25)
Big Ten	--
Career	1 vs. Pittsburgh (12/21/25)
FG Made	
Season	2 vs. Pittsburgh (12/21/25)
Big Ten	--
Career	2 vs. Pittsburgh (12/21/25)
FG Attempted	
Season	3 vs. Pittsburgh (12/21/25)
Big Ten	1 at Indiana (12/9/25)
Career	3 vs. Pittsburgh (12/21/25)
3FG Made	
Season	1 vs. Pittsburgh (12/21/25)
Big Ten	--
Career	1 vs. Pittsburgh (12/21/25)
3FG Attempted	
Season	2 vs. Pittsburgh (12/21/25)
Big Ten	--
Career	2 vs. Pittsburgh (12/21/25)
FT Made	
Season	2 vs. Sacred Heart (11/29/25)
Big Ten	--
Career	2 vs. Sacred Heart (11/29/25)
FT Attempted	
Season	2 vs. Sacred Heart (11/29/25)
Big Ten	--
Career	2 vs. Sacred Heart (11/29/25)
Minutes	
Season	13 vs. Pittsburgh (12/21/25)
Big Ten	--
Career	13 vs. Pittsburgh (12/21/25)



22

SASA CIANI

(SAH-shuh CHEE-ah-nee)

Jr. • Forward • 6-10 • 240 lbs.

Nova Gorica, Slovenia • Koder School • UIC/Xavier

Major: Recreation, Park and Tourism Management - Community Recreation Management

CAREER STATS

SEASON	TEAM	GP-GS	MIN/AVG	Field Goals		3-Point		F-Throws		Rebounds				Scoring			
				FG-FGA	FG%	3FG-3FGA	3FG%	FT-FTA	FT%	OFF	DEF	TOT	AVG	PF-FO	A	TO	BLK STL
2023-24	XU	31-5	408/13.1	33-68	.485	0-0	.000	11-21	.524	32	59	91	2.9	56-1	25	15	8 10
2024-25	UIC	27-21	546/20.2	106-199	.533	4-13	.308	51-96	.531	67	138	205	7.6	52-2	36	51	14 15
2025-26	PSU	16-4	196/12.3	19-45	.422	1-4	.250	13-19	.684	15	28	43	2.7	20-0	5	9	4 2
TOTAL FOR PSU		16-4	196/12.3	19-45	.422	1-4	.250	13-19	.684	15	28	43	2.7	20-0	5	9	4 2
TOTAL		74-30	1150/15.5	158-312	.506	5-17	.294	75-136	.551	114	225	339	4.6	128-3	66	75	26 27



SEASON/CAREER HIGHS

**Points**  
Season 7 vs. N.C. Central (12/29/25)  
Big Ten 6, 2 times (last: 1/10/26)  
Career 16 at Illinois State (12/29/24)

**Rebounds**  
Season 5 vs. N.C. Central (12/29/25)  
Big Ten 4 vs. Illinois (1/3/26)  
Career 17 vs. UNI (12/4/24)

**Assists**  
Season 1, 5 times (last: 1/6/26)  
Big Ten 1 vs. Michigan (1/6/26)  
Career 6 at Missouri State (1/7/25)

**Steals**  
Season 1, 2 times (last: 12/9/25)  
Big Ten 1 at Indiana (12/9/25)  
Career 4 at Belmont (1/4/25)

**Blocks**  
Season 1, 4 times (last: 12/21/25)  
Big Ten 1 vs. Michigan St. (12/13/25)  
Career 2, 4 times

**FG Made**  
Season 3, 3 times (last: 1/10/26)  
Big Ten 3, 2 times (last: 1/10/26)  
Career 7 at Little Rock (12/15/24)

**FG Attempted**  
Season 6 vs. Illinois (1/3/26)  
Big Ten 6 vs. Illinois (1/3/26)  
Career 12, 3 times

**3FG Made**  
Season 1 vs. N.C. Central (12/29/25)  
Big Ten --  
Career 1, 5 times (last: 12/29/25)

**3FG Attempted**  
Season 2 vs. Michigan (1/6/26)  
Big Ten 2 vs. Michigan (1/6/26)  
Career 3 at Seattle U (12/20/24)

**FT Made**  
Season 3 vs. Michigan (1/6/26)  
Big Ten 3 vs. Michigan (1/6/26)  
Career 6 vs. La Salle (11/22/24)

**FT Attempted**  
Season 3 vs. Michigan (1/6/26)  
Big Ten 3 vs. Michigan (1/6/26)  
Career 7, 3 times

**Minutes**  
Season 18 vs. Illinois (1/3/26)  
Big Ten 18 vs. Illinois (1/3/26)  
Career 30 vs. Murray State (1/15/25)

2025-26 GAME-BY-GAME STATS

Opponent	Date	GS	MIN	Total		3-Pointers		Free throws		Rebounds				PF A TO BLK STL PTS AVG			
				FG-FGA	PCT	3FG-3FGA	PCT	FT-FTA	PCT	OFF	DEF	TOT	AVG	PF	A	TO	BLK STL
Fairfield	11/03/2025	*	11:54	1-3	.333	0-0	.000	1-1	1.000	0	4	4	4.0	1	0	1	0 0 3 3.0
at New Haven	11/08/2025	*	16:20	1-1	1.000	0-0	.000	0-0	.000	0	4	4	4.0	0	0	0	0 1 2 2.5
Navy	11/11/2025	*	11:11	0-1	.000	0-0	.000	1-2	.500	2	1	3	3.7	2	1	3	0 0 1 2.0
vs La Salle	11/15/2025	*	10:10	0-0	.000	0-0	.000	0-0	.000	0	1	1	3.0	1	1	0	0 0 1.5
Harvard	11/19/2025		08:26	1-2	.500	0-0	.000	0-0	.000	2	1	3	3.0	0	0	0	0 2 1.6
vs Providence	11/22/2025		09:56	0-4	.000	0-0	.000	2-2	1.000	1	3	4	3.2	0	1	1	0 0 2 1.7
Boston U.	11/25/2025		11:58	1-3	.333	0-0	.000	0-0	.000	1	1	2	3.0	3	1	0	0 0 2 1.7
Sacred Heart	11/29/2025		16:29	1-2	.500	0-0	.000	1-2	.500	1	1	2	2.9	1	0	1	0 3 1.9
Campbell	12/02/2025		13:44	1-5	.200	0-0	.000	2-2	1.000	1	2	3	2.9	2	0	0	1 0 4 2.1
at Indiana	12/09/2025		12:04	2-3	.667	0-0	.000	1-2	.500	1	1	2	2.8	0	0	0	0 1 5 2.4
Michigan St.	12/13/2025		09:35	1-1	1.000	0-0	.000	2-2	1.000	0	1	1	2.6	2	0	1	1 0 4 2.5
vs Pittsburgh	12/21/2025		06:46	0-2	.000	0-0	.000	0-0	.000	0	1	1	2.5	0	0	0	1 0 0 2.3
N.C. Central	12/29/2025		11:22	3-4	.750	1-1	1.000	0-0	.000	3	2	5	2.7	2	0	1	0 0 7 2.7
Illinois	01/03/2026		17:51	3-6	.500	0-0	.000	0-2	.000	1	3	4	2.8	2	0	0	0 0 6 2.9
Michigan	01/06/2026		16:06	1-4	.250	0-2	.000	3-3	1.000	1	2	3	2.8	3	1	0	0 0 5 3.1
at Purdue	01/10/2026		12:12	3-4	.750	0-1	.000	0-1	.000	1	0	1	2.7	1	0	1	0 0 6 3.3
Totals		4	196:04	19-45	.422	1-4	.250	13-19	.684	15	28	43	2.7	20	5	9	4 2 52 3.3

2025-26 NOTES

- Matched his BIG season-high in scoring with six points at Purdue (1/10).
- Had five points with three rebounds in 16 minutes against Michigan (1/6).
- Contributed six points and four rebounds in 18 minutes of action against Illinois in the Palestra (1/3).
- Notched his best performance as a Nittany Lion to date with a season-high seven points and five rebounds to lead all Penn Staters against N.C. Central (12/29).
- Had four points, a rebound and block in the BIG matchup with #9 Michigan State (12/13).
- Booked three points with two boards and his first block of the season in the win over Sacred Heart (11/29).
- Matched his season high in rebounding with four and added two points against Providence (11/22).
- Had two points and three rebounds in the win over Harvard (11/19).
- Saw 11 minutes of action against Navy with three rebounds and an assist (11/11).
- Had two points and four rebounds in PSU's dominant win over New Haven on the road (11/8).
- Made his Penn State debut as a starter and contributed three points with four rebounds in the season-opening win over Fairfield (11/3).
- Team Co-Captain...Enters first season at Penn State after playing first two collegiate seasons at UIC (2024-25) and Xavier (2023-24)...Has seen action in 58 games while making 26 starts in collegiate career...Coming off 2024-25 season at UIC in which he averaged 9.9 points and a team-best 7.6 rebounds per game while shooting 53.3 percent from the field...Prior to collegiate career, he played 2022-23 season for KK Cedevita Olimpija in ABA League First Division in native country of Slovenia.

# 30 CHRIS LOTITO

Fr. • Forward • 6-7 • 215 lbs.  
Upper Saddle River, N.J. • Don Bosco Prep  
Major: Liberal Arts

## CAREER STATS

				Field Goals		3-Point		F-Throws		Rebounds										Scoring	
SEASON	TEAM	GP-GS	MIN	AVG	FG-FGA	FG%	3FG-3FGA	3FG%	FT-FTA	FT%	OFF	DEF	TOT	AVG	PF-FO	A	TO	BLK	STL	PTS	AVG
2025-26	PSU	3-0		5/1.5	0-0	.000	0-0	.000	0-0	.000	1	0	1	0.3	2-0	0	1	0	0	0	0.0
TOTAL		3-0		5/1.5	0-0	.000	0-0	.000	0-0	.000	1	0	1	0.3	2-0	0	1	0	0	0	0.0



## 2025-26 GAME-BY-GAME STATS

				Total		3-Pointers		Free throws		Rebounds												
Opponent	Date	GS	MIN	FG-FGA	PCT	3FG-3FGA	PCT	FT-FTA	PCT	OFF	DEF	TOT	AVG	PF	A	TO	BLK	STL	PTS	AVG		
at New Haven	11/08/2025		02:21	0-0	.000	0-0	.000	0-0	.000	1	0	1	1.0	1	0	0	0	0	0	0	0.0	
Sacred Heart	11/29/2025		01:09	0-0	.000	0-0	.000	0-0	.000	0	0	0	0.5	0	0	0	0	0	0	0	0.0	
N.C. Central	12/29/2025		01:08	0-0	.000	0-0	.000	0-0	.000	0	0	0	0.3	1	0	1	0	0	0	0	0.0	
Totals		0	04:38	0-0	.000	0-0	.000	0-0	.000	1	0	1	0.3	2	0	1	0	0	0	0	0.0	

## 2025-26 NOTES

- Appeared in his third non-conference game against N.C. Central (12/29).
- Earned his second appearance at the collegiate level in the dominant win over Sacred Heart (11/29).
- Made his collegiate debut in PSU's dominant road victory over New Haven (11/8).
- Enters first season as a walk-on with Penn State.

### SEASON/CAREER HIGHS

Points	
Season	--
Big Ten	--
Career	--

Rebounds	
Season	1 at New Haven (11/8/25)
Big Ten	--
Career	1 at New Haven (11/8/25)

Assists	
Season	--
Big Ten	--
Career	--

Steals	
Season	--
Big Ten	--
Career	--

Blocks	
Season	--
Big Ten	--
Career	--

FG Made	
Season	--
Big Ten	--
Career	--

FG Attempted	
Season	--
Big Ten	--
Career	--

3FG Made	
Season	--
Big Ten	--
Career	--

3FG Attempted	
Season	--
Big Ten	--
Career	--

FT Made	
Season	--
Big Ten	--
Career	--

FT Attempted	
Season	--
Big Ten	--
Career	--

Minutes	
Season	2 at New Haven (11/8/25)
Big Ten	--
Career	2 at New Haven (11/8/25)

EXHIBITION: Dayton 78, Penn State 62  
Oct. 19, 2025 - UD Arena - Dayton, Ohio

Penn St. - 62

NO. Name		Min	FG	3P	FT	Reb		Fouls		TP	AS	TO	ST	Blocks		B/S		
			M/A	M/A	M/A	OR	DR	TOT	PF	FD				BS	BA			
10	Josh Reed	F 21:45	3-10	0-3	0-0	3	3	6	2	1	6	0	2	1	0	0	-11	
22	Sasa Ciani	F 15:19	0-2	0-0	0-0	1	1	2	3	0	0	0	1	0	0	0	-17	
4	Kayden Mingo	G 29:09	6-10	1-3	3-4	0	3	3	2	6	16	4	3	0	0	0	-12	
7	Dominick Stewart	G 20:11	1-4	1-4	0-2	0	2	2	0	1	3	0	1	1	2	0	-15	
11	Eli Rice	G 25:50	2-8	2-7	3-4	0	1	1	3	9	1	1	1	1	1	0	-10	
1	Mason Blackwood	18:15	1-3	0-1	0-0	1	2	3	0	1	2	2	0	0	0	0	-5	
3	Ivan Juric	21:46	3-4	0-0	2-3	3	3	6	4	2	8	0	1	0	0	0	-1	
5	Freddie Dilone V	24:48	7-17	0-4	2-3	1	2	3	2	3	16	0	3	1	0	0	-2	
16	Tibor Mircic	14:10	0-2	0-0	0-0	1	3	4	0	1	0	0	1	1	0	0	-6	
12	Reggie Grodin	05:52	0-0	0-0	0-0	0	0	1	1	0	0	1	0	0	0	0	-3	
21	Justin Houser	02:55	1-1	0-0	0-1	0	0	0	0	1	1	2	0	0	0	0	2	
Team						4	1	5	0	0	0	1						
Totals			24-61	4-22	10-17	14	22	36	16	19	62	8	14	5	3	0	0	-16

Shooting By Period	
1 <sup>st</sup> FG%	12-27 44.4%
3PT%	2-10 20.0%
FT%	3-7 42.9%
2 <sup>nd</sup> FG%	12-34 35.3%
3PT%	2-12 16.7%
FT%	7-10 70%
GM FG%	24-61 39.3%
3PT%	4-22 18.2%
FT%	10-17 58.8%
Dead Ball Rebounds: 2, 0	

Technical Fouls: NONE

Dayton - 78

NO. Name		Min	FG M-A	3P M-A	FT M-A	Rebounds		Fouls		TP	AS	TO	ST	Blocks		Bkcs	+/-
						OR	DR	TOT	PF	FD					BS	BA	
7	Keonte Jones	F 22:57	7-9	0-2	3-5	0	4	4	4	0	17	2	0	1	0	0	20
24	Jacob Conner	F 24:12	2-4	1-2	0-0	1	2	3	4	0	5	0	1	0	0	0	11
29	Amarel L'Etang	F 19:20	3-9	0-5	4-6	5	2	7	2	4	10	5	2	1	0	0	12
0	Javon Bennett	G 25:28	3-7	3-6	0-0	1	3	4	3	2	9	2	3	3	0	0	12
2	De'Shayne Montgomery	G 25:17	3-7	0-1	0-0	1	2	3	1	0	6	1	3	1	0	0	7
1	Malcolm Thomas	16:04	3-5	1-1	1-1	2	4	6	2	1	8	0	1	0	0	0	13
5	Adam Njye Jr.	23:48	2-9	0-6	0-0	0	3	3	4	1	4	1	2	2	0	0	7
10	Bryce Heard	16:59	4-5	1-2	1-1	0	2	2	1	1	10	1	2	0	0	0	5
3	Jalun Simon	10:23	2-4	0-0	2-5	3	3	6	1	3	6	1	1	1	0	1	0
22	Damon Friery	09:10	1-3	1-2	0-0	0	1	1	0	0	3	1	0	0	0	0	-3
11	Evan Dickey	04:32	0-0	0-0	0-0	0	0	0	0	0	0	0	0	0	0	0	-4
25	Will Maxwell	00:55	0-0	0-0	0-0	0	1	1	0	0	0	0	0	0	0	0	0
33	Makai Grant	00:55	0-0	0-0	0-0	0	0	0	0	1	0	0	0	0	0	0	0
Team						0	1	1	0	0	0	0					
Totals			30-62	7-27	11-18	13	28	41	19	16	78	14	15	9	0	3	16

Shooting By Period	
1 <sup>st</sup> FG%	13-29 44.8%
3PT%	3-11 27.3%
FT%	5-8 62.5%
2 <sup>nd</sup> FG%	17-33 51.5%
3PT%	4-16 25.0%
FT%	6-10 60%
GM FG%	30-62 48.4%
3PT%	7-27 25.9%
FT%	11-18 61.1%
Dead Ball Rebounds: 4, 0	

Technical Fouls: NONE

		PSU		DAY		Points from		PSU		DAY		Period by Period Scoring	
Biggest lead		0 (1 <sup>st</sup> 20:00)		27 (2 <sup>nd</sup> 7:31)		Turnovers		11		24		1st 2nd TOT	
Best Scoring Run		7 (2 <sup>nd</sup> 4:47)		8 (2 <sup>nd</sup> 18:10)		Paint		30		42		PSU 29 33 62	
Lead Changes		0				Second Chance		8		11		DAY 34 44 78	
Times Tied		0				Fast Breaks		9		4			
Time with Lead		00:00		39:34		Bench		28		31			

EXHIBITION: Penn State 86, Shippensburg 67  
Oct. 26, 2025 - Bryce Jordan Center - University Park, Pa.

Shippensburg - 67

NO.	Name	Min	FG	3P	FT	Rebounds	Fouls	TP	AS	TO	ST	Blocks	+/-							
			M-A	M-A	M-A	OR	DR	PF	FT			BS	BA							
4	Jaydon Smith	G 25:03	5-10	4-6	3-3	1	1	2	2	17	1	2	3	0	1	-18				
6	Denzel Figueroa	G 17:41	0-1	0-0	0-0	0	1	1	1	0	0	0	0	2	0	-4				
11	Trey Martin	G 20:42	2-6	1-4	0-0	1	0	1	1	0	5	2	2	0	0	-14				
13	Markus Frank	G 28:44	7-13	1-3	0-0	0	6	6	3	1	15	2	5	0	0	-20				
44	Timmy Conner	G 13:13	2-6	0-2	0-0	0	1	1	1	0	4	1	1	0	0	-18				
2	Michael Dickson	21:59	5-9	2-4	2-3	1	3	4	4	6	14	4	2	0	1	-11				
5	David Dorsey	18:22	1-2	0-1	0-0	2	4	6	3	0	2	1	2	1	0	-12				
7	Sebastian Edwards	14:20	0-3	0-3	0-0	0	1	1	3	0	0	1	0	1	0	-7				
1	Jackson Boone	09:00	0-1	0-0	0-0	2	4	6	3	0	2	1	2	1	0	-11				
21	Ben Rill	09:02	1-5	1-2	0-0	1	2	3	2	1	3	0	0	1	0	-6				
10	Emonte Hill, Jr	04:50	0-0	0-0	0-0	0	0	0	0	0	0	3	0	0	0	7				
23	Parker Smith	07:20	2-3	2-2	1-3	0	3	3	0	2	7	1	0	1	0	6				
8	Kenyon Johnson	05:13	0-0	0-0	0-0	0	0	0	0	0	0	1	0	0	0	9				
3	Drew Sleva	04:31	0-0	0-0	0-0	0	0	0	0	0	0	1	1	0	0	4				
Team						2			2			4			0			1		
Totals			25-59			11-27			6-9			10			25			35		

Major Fouls: Edwards (TF) 2<sup>nd</sup> 8:22

Penn St. - 86

NO.	Name	Min	FG M-A	3P M-A	FT M-A	Rebounds OR DR TOT	Fouls PF FD	TP	AS	TO	ST	Blocks BS BA	+/-
3	Ivan Juric	F 23:45	3-6	0-1	1-3	5 4 9	1 3 7	1	3	0	0	0 1 19	
16	Tibor Mircic	F 20:00	3-6	0-3	2-2	3 3 6	2 1 8	1	0	1	0	0 0 13	
4	Kayden Mingo	G 27:15	4-11	1-6	0-1	0 0 0	3 4 9	7	1	2	0	0 0 22	
7	Dominick Stewart	G 26:21	1-7	1-4	1-2	0 7 7	1 3 4	2	2	1	1	1 1 11	
11	Eli Rice	G 23:15	6-12	4-8	1-1	0 1 1	2 1 17	1	0	2	0	0 0 34	
1	Mason Blackwood	21:25	3-4	1-2	0-0	0 2 2	1 1 7	1	3	1	1	0 0 2	
5	Freddie Dilone V	28:04	7-11	2-4	5-6	1 3 4	2 4 21	4	1	2	0	1 0 2	
21	Justin Houser	16:15	3-5	2-4	0-0	4 4 4	0 2 12	1	1	0	0	1 0 1	
12	Reggie Grodin	13:40	0-0	0-0	1-2	1 1 2	3 1 1	0	0	0	0	0 0 -8	
Team						1 1 2	0 0 0	0	0	0			
Totals			30-62	11-32	15-21	11 26 37	15 20 86	18 11 10	2	4	19		



## GAME 3: Penn State 80, Navy 71

Nov. 11, 2025 - Bryce Jordan Center - University Park, Pa.

Navy - 71		Record: 1-2													
NO. Name		Min	FG M-A	3P M-A	FT M-A	Rebounds OR DR TOT	Fouls PF FO	TP	AS	TO	ST	Blocks BS BA	+/-	Shooting By Period	
11 Donovan Draper	F	39:59	8-12	0-3	6-6	1 11 12	2 4	22	4	5	1	1 0	-10	1st FG% 12-27 44.4%	
30 Mike Woods	F	19:51	1-2	0-0	0-0	1 2 3	3 0	2	1	2	0	0 0	5	3PT% 2-8 25.0%	
99 Aidan Kehoe	C	33:53	2-6	0-0	0-0	3 7 10	0 1	4	0	2	1	0 0	-12	FT% 6-7 85.7%	
1 Austin Benigni	G	39:33	4-12	1-2	3-4	0 0 0	4 3	12	8	6	4	0 1	-9	2nd FG% 14-27 51.9%	
10 Jinwoo Kim	G	36:38	8-16	5-10	4-4	0 0 0	1 4	25	1	0	2	0 0	-6	3PT% 4-9 44.4%	
21 Jordan Pennick	G	06:11	1-2	0-1	0-0	0 0 0	0 0	2	1	0	0	0 0	-10	FT% 7-7 100.0%	
2 Cam Cole	G	08:04	0-1	0-1	0-0	0 0 0	3 0	0	2	1	0	0 0	-2	GM FG% 26-54 48.1%	
7 David Burnett	G	10:07	0-1	0-0	0-0	1 1 2	4 0	0	0	0	1	0 0	-3	3PT% 6-17 35.3%	
0 Nyles Howard	G	05:44	2-2	0-0	0-0	0 0 0	0 0	4	0	0	0	0 0	2	FT% 13-14 92.9%	
														Dead Ball Rebounds: 1-2	

Shooting By Period	
1 <sup>st</sup> FG%	12-27 44.4%
3PT%	2-8 25.0%
FT%	6-7 85.7%
2 <sup>nd</sup> FG%	14-27 51.9%
FT%	7-7 100%
GM FG%	26-54 48.1%
3PT%	6-17 35.3%
FT%	13-14 92.9%
Dead Ball Rebounds: 1, 1	

Penn St. - 80		Record: 3-0													
NO. Name	Min	FG M-A	3P M-A	FT M-A	Rebounds OR DR TOT	Fouls PF FT	TP	AS	TO	ST	Blocks BS BA	+/-	Shooting By Period		
10 Josh Reed	F 27:46	5-11	0-1	1-1	2 4 6	0 2	11	0	1	6	0 0 6		1st FG% 15-34 44.1%		
22 Sasa Ciani	F 11:11	0-1	0-0	1-2	2 1 3	2 1	1	1	3	0	0 0 -2		3PT% 5-14 35.7%		
4 Kayden Mingo	G 28:51	7-12	0-3	2-3	2 5 7	3 3	16	4	3	2	0 0 4		FT% 15-27 55.6%		
9 Melih Tunca	G 31:50	4-10	1-3	4-4	1 1 2	1 3	13	3	2	2	0 0 4		2nd FG% 13-24 54.2%		
11 Eli Rice	G 15:09	1-1	1-1	0-0	0 0 0	1 0	3	0	0	0	0 0 -3		3PT% 1-5 20.0%		
3 Ivan Juric	22:20	4-6	1-2	0-0	1 0 1	3 1	9	0	0	1 0 13		FT% 11-14 78.6%			
5 Freddie Dilone V	27:10	6-12	1-5	6-6	1 2 3	0 4	19	2	0	0 0 10		GM FG% 30-61 49.2%			
7 Dominick Stewart	19:59	3-5	2-4	0-2	0 4 4	1 2	8	1	0	3 1 9		3PT% 6-19 31.6%			
16 Tibor Mircic	12:56	0-3	0-0	0-0	2 2 4	1 0	0	1	0	0 0 8		FT% 14-18 77.8%			
1 Mason Blackwood	02:48	0-0	0-0	0-0	0 0 0	0 0	0	0	0	0 0 -4		Dead Ball Rebounds: 1, 2			
Team					0 0 0	1 0	0	0	0						
Totals		30-61	6-19	14-18	11 19 30	13 16	80	12	9	14	1 1 9				

Shooting By Period	
1 <sup>st</sup> FG%	15-34 44.1%
3PT%	5-14 35.7%
FT%	3-4 75%
2 <sup>nd</sup> FG%	15-27 55.6%
FT%	11-14 78.6%
GM FG%	30-61 49.2%
3PT%	6-19 31.6%
FT%	14-18 77.8%
Dead Ball Rebounds: 1, 2	

NAVY		PSU	
Biggest lead	3 (1 <sup>st</sup> 19:05)	12 (2 <sup>nd</sup> 13:05)	
Best Scoring Run	7 (2 <sup>nd</sup> 5:52)	7 (1 <sup>st</sup> 15:52)	
Lead Changes	1		
Times Tied	2		
Time with Lead	02:17	35:44	

Points from Turnovers	NAVY	PSU
Point	36	44
Second Chance	10	17
Fast Breaks	8	20
Bench	6	36

Period by Period Scoring	1st	2nd	TOT
NAVY	32	39	71
PSU	38	42	80

## GAME 4: Penn State 83, La Salle 69

Nov. 15, 2025 - Xfinity Mobile Arena - Philadelphia, Pa.

Penn St. - 83		Record: 4-0															
NO.	Name	Min	FG M-A	3P M-A	FT M-A	Rebounds OR DR TOT	Fouls PF FD	TP	AS	TO	ST	Blocks BS BA	+/-				
10	Josh Reed	F 27:53	2-7	1-2	2-2	0 1 1	3 1	7	2	0	1	0	19				
22	Sasa Ciani	F 10:10	0-0	0-0	0-0	0 1 1	1 0	0	1	0	0	0	3				
4	Kayden Mingo	G 31:06	6-12	1-5	1-2	0 4 4	1 3	14	7	2	1	0	6				
9	Melih Tunca	G 32:10	8-9	4-4	0-0	0 2 2	0 1	20	4	1	0	0	10				
11	Eli Rice	G 13:27	0-1	0-1	2-2	0 0 0	3 1	2	1	1	1	0	12				
5	Freddie Dilone V	26:33	7-13	2-4	0-0	0 3 3	1 0	16	3	1	0	0	2				
3	Ivan Juric	29:50	5-6	0-0	1-4	3 3 6	1 7	11	2	1	0	1	11				
7	Dominick Stewart	16:44	3-7	2-4	1-1	1 2 3	2 1	9	0	0	2	1	12				
16	Tibor Mircic	11:17	2-2	0-0	0-0	1 1 2	4 0	4	1	0	0	0	-3				
1	Mason Blackwood	00:50	0-0	0-0	0-0	0 0 0	0 0	0	0	1	0	0	-2				
Team						1 2 3	0 0	0	0								
Totals			33-57	10-20	7-11	6 19 25	16 14	83	21	7	5	1 1 14					

Shooting By Period		
1 <sup>st</sup>	FG%	16-29 55.2%
2 <sup>nd</sup>	FG%	6-9 66.7%
3 <sup>rd</sup>	FG%	4-7 57.1%
4 <sup>th</sup>	FG%	17-28 60.7%
1 <sup>st</sup>	FT%	4-11 36.4%
2 <sup>nd</sup>	FT%	3-4 75%
3 <sup>rd</sup>	FT%	33-57 57.9%
4 <sup>th</sup>	FT%	10-20 50.0%
	FT%	7-11 63.6%
Dead Ball Blocks: 2-0		

Shooting By Period	
1 <sup>st</sup> FG%	16-29 55.2%
3PT%	6-9 66.7%
FT%	4-7 57.1%
2 <sup>nd</sup> FG%	17-28 60.7%
3PT%	4-11 36.4%
FT%	3-4 75%
GM FG%	33-57 57.9%
3PT%	10-20 50.0%
FT%	7-11 63.6%
Dead Ball Rebounds: 2, 0	

La Salle - 69		Record: 2-2																Major Fouls: NONE			
NO. Name	Min	FG M-A	3P M-A	FT M-A	Rebounds OR DR TOT	Fouls PF FD	TP	AS	TO	ST	Blocks BS BA	+/-	Shooting By Period								
5 Josiah Harris	F 13:55	2-4	0-0	2-2	0 1 1	1 1	6	0	3	0	0	-17	1st FG	11-26	42.3%						
24 Jerome Brewer, Jr.	F 34:07	6-11	1-4	0-0	2 5 7	1 2	13	0	0	0	0	-15	3PT%	4-8	50.0%						
1 Ashton Walker	G 29:59	5-7	1-2	2-3	1 2 3	1 3	13	6	4	1	0	-14	FT%	3-5	60%						
3 Eric Acker	G 24:44	4-9	2-3	1-2	1 1 2	2 1	11	5	2	0	0	1	2nd FG	14-24	58.3%						
12 Damon Strand	G 16:36	2-5	1-2	0-0	1 1 2	0 0	5	1	1	0	0	-8	3PT%	3-8	37.5%						
2 Jaedon Marshall	27:48	4-7	2-5	1-2	0 3 3	3 2	11	4	0	0	0	-15	FT%	9-10	90%						
27 Edwin Daniel	12:37	1-3	0-0	0-0	1 2 3	2 2	2	0	2	0	1	2	GM FG	25-50	50.0%						
99 Rob Dockery	16:45	0-3	0-0	0-0	1 0 1	2 1	0	0	3	0	0	-10	3PT%	7-16	43.8%						
0 Justin Archer	21:28	1-1	0-0	6-6	1 3 4	2 4	8	0	0	0	0	6	FT%	12-15	80.0%						
Team					0 2 2	0 0	0	0					Dead Ball Rebounds: 1, 0								
Totals		25-50	7-16	12-15	8 20 28	14 16	69	16	15	1	1	-14									

Shooting By Period	
1 <sup>st</sup> FG%	11-26 42.3%
3PT%	4-8 50.0%
FT%	3-5 60%
2 <sup>nd</sup> FG%	14-24 58.3%
3PT%	3-8 37.5%
FT%	9-10 90%
GM FG%	25-50 50.0%
3PT%	7-16 43.8%
FT%	12-15 80.0%
Dead Ball Rebounds: 1, 0	

PSU		LAS	
Biggest lead	21 (2 <sup>nd</sup> 9:00)	5 (1 <sup>st</sup> 18:14)	
Best Scoring Run	20 (1 <sup>st</sup> 8:15)	7 (2 <sup>nd</sup> 6:56)	
Lead Changes	3		
Times Tied	3		
Time with Lead	34:50	02:35	

Points from Turnovers	PSU	LAS
Point	44	30
Second Chance	8	13
Fast Breaks	14	3
Bench	40	21

Period by Period Scoring	1st	2nd	TOT
PSU	42	41	83
LAS	29	40	69

## GAME 5: Penn State 84, Harvard 80

Nov. 19, 2025 - Bryce Jordan Center - University Park, Pa.

Harvard - 80		Record: 4-2															
NO. Name	Min	FG M-A	3P M-A	FT M-A	Rebounds OR DR TOT	Fouls PF FD	TP	AS	TO	ST	Blocks BS BA	+/-					
15 Thomas Batties II	F 34:01	6-12	5-7	0-0	2 1 3	1 3	17	6	3	0	1 0 0	-2					
4 Robert Hinton	G 17:20	1-7	0-5	0-0	0 1 1	4 0	2	0	1	0	0 0	-13					
5 Ben Eisendrath	G 37:19	6-7	1-2	2-2	1 0 1	4 2	15	2	3	1	1 0 0	-7					
8 Tey Barbour	G 36:35	5-9	2-5	0-0	1 6 7	4 1	12	1	3	1	1 0	-6					
13 Chandler Pigge	G 35:00	6-11	3-5	6-6	3 2 5	1 4	21	9	0	0	0 0	-4					
0 Kenan Parrish	09:24	0-3	0-2	0-0	0 1 1	1 0	0	0	0	0	0 0	2					
35 Luca Ace-Nasteski	06:33	1-3	0-0	0-0	0 1 1	0 1	2	0	0	1	0 0	-2					
10 Frankie Mannino	14:41	1-1	0-0	0-0	1 0 1	2 0	2	3	0	0	0 0	10					
3 Xavier Nesbitt	01:52	1-1	1-1	0-0	0 1 1	1 0	3	0	1	0	0 0	4					
34 Ryan Sullivan	07:15	3-3	0-0	0-0	0 2 2	0 1	6	0	1	1	0 0	-2					
Team					1 1 2	0	0	1									
Totals		30-57	12-27	8-8	9 16 25	18 12	80	21	13	4	3 0	-4					

Shooting By Period			
1st FG%	15-29	51.7%	
2nd FG%	8-16	50.0%	
3rd FG%	0-0	0%	
4th FG%	15-28	53.6%	
FT%	4-11	36.4%	
3PT%	6-8	100%	
GM FG%	30-57	52.6%	
FT%	12-27	44.4%	
3PT%	8-8	100.0%	
Dead Ball Rebounds: 2 0			

Shooting By Period	
1 <sup>st</sup> FG%	15-29 51.7%
3PT%	8-16 50.0%
FT%	0-0 0%
2 <sup>nd</sup> FG%	15-28 53.6%
3PT%	4-11 36.4%
FT%	8-8 100%
GM FG%	30-57 52.6%
3PT%	12-27 44.4%
FT%	8-8 100.0%
Dead Ball Rebounds: 2, 0	

Penn St. - 84		Record: 5-0															
NO. Name	Min	FG M-A	3P M-A	FT M-A	Rebounds OR DR TOT	Fouls PF FD	TP	AS	TO	ST	Blocks BS BA	A/-	Shooting By Period				
3 Ivan Juric	F 30:07	3-3	1-1	0-4	4 5 9	3 3	7	0	2	0	0 0 6	1st	FG%	13-28 46.4%			
10 Josh Reed	F 26:50	4-5	0-1	6-10	2 3 5	0 6	14	0	3	0	0 0 9	3PT%	2-9 22.2%				
9 Melih Tunca	G 30:44	8-18	1-7	7-7	0 2 2	0 5	24	3	0	1	0 0 4	FT%	7-12 58.3%				
4 Kayden Mingo	G 29:07	4-6	0-1	2-2	0 2 2	2 1	10	6	2	3	0 0 8	1st	FG%	18-29 62.1%			
11 Eli Rice	G 15:28	2-5	1-3	0-0	1 0 1	1 0	5	0	1	2	0 0 9	3PT%	3-10 30.0%				
5 Freddie Dilone V	26:42	5-10	1-1	2-2	1 1 2	2 2	13	2	0	0	0 2 -5	FT%	10-13 76.9%				
7 Dominick Stewart	18:03	1-5	1-5	0-0	0 1 1	2 0	3	0	0	0	0 0 -3	GM FG%	31-57 54.4%				
16 Tibor Mircic	14:33	3-3	0-0	0-0	0 0 0	2 0	6	1	2	0	0 0 -6	3PT%	1-5 20.0%				
22 Sasa Ciani	08:26	1-2	0-0	0-0	2 1 3	0 1	2	0	0	0	1 0 -2	FT%	17-25 68.0%				
Team					3 0 3	0 0	0	0					Dead Ball Rebounds: 5, 1				
Totals		31-57	5-19	17-25	13 15 28	12 18	84	12	7	9	0 3 4		Major Fours: NONE				

Shooting By Period	
1 <sup>st</sup> FG%	13-28 46.4%
3PT%	2-9 22.2%
FT%	7-12 58.3%
2 <sup>nd</sup> FG%	18-29 62.1%
3PT%	3-10 30.0%
FT%	10-13 76.9%
GM FG%	31-57 54.4%
3PT%	5-19 26.3%
FT%	17-25 68.0%
Dead Ball Rebounds: 5, 1	

Biggest lead	5 (1 <sup>st</sup> 1:07)	10 (1 <sup>st</sup> 11:20)
Best Scoring Run	7 (1 <sup>st</sup> 5:18)	9 (2 <sup>nd</sup> 17:03)
Lead Changes	11	
Times Tied	8	
Time with Lead	12:26	24:10

Points from Turnovers	HARV	PSU
	4	19
Paint	32	50
Second Chance	14	12
Fast Breaks	4	10
Bench	13	24

Period by Period Scoring			
	1st	2nd	TOT
HARV	38	42	80
PSU	35	49	84

## GAME 8: Penn State 90, Sacred Heart 59

**Nov. 29, 2025 - Bryce Jordan Center - University Park, Pa.**

Boston U. - 87		Record: 3-4															
NO. Name	Min	FG		3P	FT	Rebounds		Fouls		TP	AS	TO	ST	Blocks		+/-	
		M-A	P			O	D	PF	FF					BS	BA		
6 Sam Hughes	20:57	3-9	2-7	2-3	0	1	1	4	1	10	1	1	0	0	0	-20	1 <sup>st</sup> FG% 14-26 53.8%
14 Ben Deffy	21:59	1-2	0-0	2-4	1	7	8	4	4	4	3	1	0	1	0	13	3P% 5-14 35.7%
20 Francis Gladden	20:12	2-4	0-1	2-2	1	4	5	5	2	6	4	4	1	0	1	-10	FT% 2-4 50%
20 Michael McNair	27:52	10-15	7-12	2-4	4	5	1	0	26	2	0	0	0	0	0	7	2 <sup>nd</sup> FG% 17-28 60.7%
30 Ben Roy	23:31	4-6	1-2	2-2	0	0	0	5	2	11	4	0	1	0	0	3	3P% 11-20 55.0%
1 Ethan Okunura	19:01	3-6	3-6	0-0	1	2	3	1	1	9	1	0	0	2	0	-14	FT% 7-9 77.8%
3 Malcolm Chimezie	23:14	4-5	0-0	2	2	4	3	2	8	1	0	0	1	0	0	-11	GM FG% 31-54 57.4%
7 Azmar Abdullah	22:35	4-8	3-7	0-0	1	1	4	0	11	3	1	0	1	1	0	3	3P% 15-34 44.1%
21 Donte Tisinger	06:08	0-0	0-0	0-0	0	0	0	1	0	0	1	1	0	0	0	0	FT% 9-13 69.2%
32 Quinn Nielsen	02:11	0-0	0-0	0-0	0	0	0	0	0	0	0	0	0	0	0	-2	Dead Ball Rebounds: 20
					0	2	2	0	0	0	0	1					
<b>Totals</b>		31-54	16-34	9-13	6	20	26	31	13	87	20	9	2	6	1	-9	

Penn St. - 96		Record: 6-1																		
NO. Name	Min	FG		3P	FT	Rebounds		Fouls		TP	AS	TO	ST	Blocks		+/-	Shooting By Period			
		M/A	M/A	M/A	OR	DR	FF	FT	BS					BS	BA		1st	FG%	2nd	FG%
3 Ivan Juric	27:32	4-4	0-0	7-10	1	2	3	2	6	15	1	0	0	0	0	6	1st	FG%	19:28	67.9%
10 Josh Reed	26:08	5-6	1-1	6-6	3	5	8	1	5	17	1	0	0	0	1	16	3PT%	6-11	54.5%	
4 Kayden Mingo	G 31:11	5-9	1-3	3-7	1	3	4	2	4	14	0	0	2	0	0	16	FT%	7-10	70.0%	
9 Melih Tunca	G 31:12	4-9	1-3	7-9	0	4	4	0	8	16	4	0	1	1	7	2nd	FG%	11:24	45.8%	
11 Eli Rice	G 22:05	3-6	2-4	3-4	0	1	1	1	2	11	2	1	0	1	8	3PT%	2-8	25.0%		
5 Freddie Dilone V	18:45	3-8	2-5	0-0	1	1	2	0	0	8	2	1	0	0	1	13	FT%	21:30	70.0%	
16 Tibor Mirtic	12:49	2-2	0-0	1-2	1	0	1	2	1	5	0	0	0	0	0	5	GM FG%	30:52	57.7%	
22 Sasa Ciani	11:58	1-3	0-0	1-1	1	2	3	1	2	1	0	0	0	0	2	7	3PT%	8-19	42.1%	
7 Dominick Stewart	18:20	3-5	1-3	1-2	0	0	0	2	2	8	0	0	2	0	0	2	FT%	28-40	70.0%	
Team					2	1	3	0	0	0	0	0	0	0	0		Dead Ball Rebounds: 4.			
Totals		30-52	8-19	28-40	10	18	28	13	31	96	15	3	5	1	6	9				

	BU	PSU	Points from Turnovers	BU	PSU	Period by Period Scoring			
Best lead	3 (1 <sup>st</sup> 17:31)	21 (2 <sup>nd</sup> 16:56)	Paint	7	13		1st	2nd	TOT
Best Scoring Run	9 (2 <sup>nd</sup> 14:03)	9 (1 <sup>st</sup> 10:30)	Second Chance	10	14	BU	35	52	87
Lead Changes	2		Fast Breaks	5	15	PSU	51	45	96
Times Tied	1		Bench	28	23				
Time with Lead	01:20	36:43							

Sacred Heart - 59			Record: 3-5																	
NO. NAME		Min	FG	FG	FT	Rebounds			Fouls		TP	AS	TO	ST	Blocks		+/-	Shooting By Period		
			M-A	M-A	M-A	DR	OR	TR	P	FD					BS	BA				
6	Yann Farell	F:20:01	2-5	2-2	0-0	0	3	3	2	1	6	1	1	1	0	0	-21	1st FG%	8-24	33.3%
7	Anquan Hill	F:25:12	3-9	1-4	0-0	0	0	0	3	2	8	0	0	0	1	0	-12	3PT%	4-10	40.0%
3	Mekhi Corner	G:23:48	1-5	0-3	0-0	0	0	3	4	2	5	2	2	0	0	-14	FT%	0-0	0%	
4	Jaden Slaughter	F:26:34	0-5	0-0	1-2	0	0	3	4	2	5	2	2	0	0	-12	2nd FG%	12-30	40.0%	
5	Dalton Gitters	G:28:22	4-7	0-3	7-7	0	2	2	3	5	15	2	3	1	0	-4	3PT%	5-14	35.7%	
2	Nyiah Ralph-Beyer	D:24:17	5-12	4-7	0-0	2	2	2	1	0	14	1	3	1	0	-22	FT%	10-11	90.9%	
10	Taj Bryant	L:24:24	0-2	0-0	0-0	0	1	1	2	1	0	1	5	0	0	-27	GM FG%	20-54	37.0%	
13	Fallou Gueye	10:18	0-1	0-0	0-0	0	0	0	0	0	0	0	1	0	0	-17	3PT%	9-24	37.5%	
11	Abdou Yadd	L:22:38	3-6	2-5	0-0	0	0	0	3	1	8	0	3	1	0	-18	FT%	10-11	90.9%	
23	Lucius Gibson-Savadel	L:03:36	2-2	0-0	0-0	1	2	3	2	0	4	1	1	0	0	-7	Dead Ball Rebounds: 2-1			
Team						1	1	2	0	0	2									
Totals		20:54	9-24	10-11		6	17	23	21	44	59	13	24	12	3	3	-31			

Penn St. - 90		Record: 7-1														
NO.	Name	Min	FG		3P	FT	Rebounds		Fouls	TP	AS	TO	ST	Blocks		+/-
			M-A	M-A			DR	TOT						BS	BA	
3	Ivan Juric	F 20:29	5-8	0-0	4-8	2	7	9	2	5	14	0	3	0	0	29
10	Josh Reed	F 20:10	4-6	0-1	0	1	2	3	1	1	8	3	1	0	0	24
4	Kayden Mingo	G 25:52	5-9	1-2	2-4	0	3	3	1	1	3	5	1	8	0	20
7	Dominick Stewart	G 26:12	2-9	2-6	3-4	1	2	3	4	2	9	1	2	0	0	-2
5	Melvin Tunca	G 27:00	4-6	1-1	3-5	3	4	1	3	12	4	2	2	2	1	38
9	Freddie Dilone V	G 27:00	4-7	0-2	0-2	1	1	6	2	2	2	2	3	0	0	11
22	Saba Miric	19:50	3-5	0-0	2-2	2	5	7	2	8	2	1	0	0	0	7
16	Tabor Miano	18:29	1-2	0-0	1-2	1	2	1	3	3	0	1	0	1	1	6
11	Eli Rice	18:47	4-7	3-4	0-0	1	2	3	0	0	11	0	2	1	0	25
21	Justin Houser	03:02	0-0	0-0	2-2	1	0	1	0	1	2	0	0	0	0	-4
30	Chris Lotito	01:09	0-0	0-0	0	0	0	0	0	0	0	0	0	0	0	1
Team						1	1	2	0	0	0	0	0	0	0	
<b>Totals</b>			32:59	7-16	19-29	12	27	39	14	21	90	17	15	3	3	31

**Shooting By Period**

1<sup>st</sup> FG% 17-27 63.0%

3PT% 4-8 50.0%

FT% 9-14 64.3%

2<sup>nd</sup> FG% 15-32 46.9%

3PT% 3-8 37.5%

FT% 10-15 66.7%

GM FG% 32-59 54.2%

3PT% 7-16 43.8%

FT% 19-29 65.5%

Dead Ball Rebounds: 7-0

**Major Fouls: NONE**

	SHU	PSU	Points from	SHU	PSU	Period by Period Scoring			
<b>Biggest lead</b>	2 (1 <sup>st</sup> 18:01)	40 (2 <sup>nd</sup> 8:20)	<b>Turnovers</b>	14	34				
<b>Best Scoring Run</b>	10 (2 <sup>nd</sup> 1:33)	13 (1 <sup>st</sup> 1:01)	<b>Paint</b>	20	48		1st	2nd	TOT
<b>Lead Changes</b>	6		<b>Second Chance</b>	4	17	SHU	20	39	59
<b>Times Tied</b>	3		<b>Fast Breaks</b>	6	21				
<b>Time with Lead</b>	01:29	35:24	<b>Bench</b>	26	34	PSU	47	43	90

## GAME 10: Indiana 113, Penn State 72

**Dec. 9, 2025 - Simon Skjodt Assembly Hall - Bloomington, Ind.**

Campbell - 76		Record: 3-5																
NO. Name	Min	FG			3P	FT	Rebounds		Fouls		TP	AS	TO	ST	Blocks		+/-	
		M/A	M/A	M/A			OR	DR	TF	FF					BS	BS		
11 Muneer Newton	F 17:13	3-4	0-0	1-1	3	6	9	2	1	7	0	1	0	1	0	0	-12	
13 Dovydas Butkus	F 35:12	6-8	0-0	3-7	3	6	9	3	4	15	4	3	0	1	0	-9		
2 Jeremiah Williamson-Johnson	R 18:57	3-10	2-5	4-4	2	2	4	2	4	12	1	1	0	0	2	1		
7 Cam Gregory	G 34:28	1-7	0-3	0-0	1	1	2	4	2	1	1	0	0	0	1	-16		
9 D.J. Smith	G 35:58	7-19	5-11	0-0	0	1	1	1	1	1	3	3	1	0	1	-9		
1 Tasos Cook	24:26	2-4	0-2	1-2	1	2	3	0	2	5	2	2	0	0	0	-13		
0 Chris Fields Jr.	24:03	5-9	0-0	1-5	1	7	8	2	5	11	2	4	2	2	1	4		
5 Mutombo Kalambay	09:05	2-3	1-2	0-0	0	0	0	3	0	5	0	1	0	0	0	-3		
4 Broc Bidwell	00:38	0-0	0-0	0-0	0	0	0	0	0	0	0	0	0	0	0	2		
Team					4	1	5	0	0	0	4							
Totals		29-64	8-23	10-19	15	24	39	19	15	76	13	7	3	3	4	5	-11	

Shooting By Period

1 <sup>st</sup> FG%	16-28	57.1%
3PT%	4-9	44.4%
FT%	3-9	33.3%
2 <sup>nd</sup> FG%	13-36	36.1%
3PT%	4-14	28.6%
FT%	7-10	70.0%
GM FG%	23-64	45.3%
3PT%	8-23	34.8%
FT%	10-19	52.6%

Dead Ball Rebounds: 5

Penn St. - 87		Record: 9-1																													
NO.	Name	Min	FG	3P	FT	Rebounds			Fouls			TP	AS	ST	Blocks		+/-														
			M/A	M/A	M/A	OR	DR	TOT	PF	FD	BS				BA																
3	Ivan Juric	F 26:16	5-7	1-3	5-6	0	2	2	1	3	16	0	1	0	1	0	0	1													
10	Josh Reed	F 25:25	5-6	2-3	4-4	0	2	2	4	3	16	1	0	2	0	0	0	15													
4	Kayden Mingo	G 29:38	8-15	0-1	5-5	1	2	3	1	4	21	4	0	3	0	1	0	12													
7	Dominick Stewart	G 25:49	1-6	1-3	0-1	0	3	3	2	1	3	5	0	2	1	0	0	24													
9	Melih Tunca	G 25:41	1-5	0-1	2-2	0	4	4	1	2	4	4	3	0	1	0	8	8													
22	Saba Miran	13:44	1-5	0-0	2-2	1	2	3	2	2	4	0	0	0	1	1	5	5													
16	Tisha Ciani	12:57	3-4	0-0	0-0	2	1	3	2	0	6	0	1	2	1	0	3	3													
11	Freddie Dillon V	28:52	6-8	1-1	4-5	1	3	4	1	4	17	1	2	4	0	0	1	1													
5	Elli Rice	11:38	0-2	0-1	0-0	0	2	2	1	0	0	0	0	0	0	1	-12	-12													
Team						1			3			4			0			0													
Totals		30-58			15-23			22-25			6-24			30-15			19-87			15-7			13-5			4-4			11-11		

Shooting By Period

1 <sup>st</sup> FG	18-30	60.0%
3PT	2-7	28.6%
FT	8-11	72.7%
2 <sup>nd</sup> FG	12-28	42.9%
3PT	3-6	50.0%
FT	14-14	100.0%
GM FG	30-58	51.7%
3PT	5-13	38.5%
FT	22-25	88.0%

Dead Ball Rebounds: 1-1

Major Focus: NONE

	CAMP	PSU	Points from Turnovers	CAMP	PSU	Period by Period Scoring			
Biggest lead	5 (1 <sup>st</sup> 10:57)	14 (2 <sup>nd</sup> 11:17)	8	22	CAMP	1 <sup>st</sup>	2 <sup>nd</sup>	TOT	
Best Scoring Run	6 (1 <sup>st</sup> 3:44)	8 (2 <sup>nd</sup> 0:37)	Paint	40	42	39	37	76	
Lead Changes	11		Second Chance	15	2				
Times Tied	6		Fast Breaks	10	20				
Time with Lead	06:15	29:11	Bench	21	27	PSU	46	41	87

Pen St. - 72			Record: 8-2 (3-1)																	
NO.	Name	Min	FG		3P		FT		Rebounds		Fouls		TP	AS	TO	ST	Blocks		+/-	
			M	A	M	A	O	R	O	R	TOT	P					F	BS		BA
3	Ivan Juric	F 24:23	1-5	0-1	0-0	1	0	1	1	1	2	0	2	1	0	1	0	0	-36	1st FG% 9-27 33.3%
10	Josh Reed	F 19:18	2-5	0-3	1-2	0	1	1	2	2	5	0	2	0	0	0	0	-22		
4	Kayden Mingo	G 31:10	6-11	0-1	7-9	1	1	2	4	7	19	2	2	2	2	0	0	-32	2nd FG% 17-29 58.6%	
7	Dominick Stewart	G 15:36	1-2	0-1	2-2	0	0	0	0	1	1	4	0	1	0	0	0	-19		
9	Melvin Turner	G 24:34	4-10	1-2	2-4	3-4	0	2	2	2	13	1	3	0	0	0	0	-27	3rd FG% 9-13 69.2%	
5	Freddie Dilone V	T 20:02	6-9	1-2	1-2	0	0	0	3	14	1	1	1	0	0	0	0	-24		
16	Tabor Miric	16:37	0-1	0-0	0-2	0	3	3	2	3	0	0	0	0	0	0	0	-19	4th FG% 25-56 46.4%	
22	Sasha Ciani	12:04	2-3	0-0	1-2	1	1	2	0	5	0	0	1	0	0	0	0	-7		
11	El Rice	19:48	2-5	2-2	0-0	0	0	0	4	6	0	2	1	0	0	0	0	-11	5th FG% 10-16 62.5%	
1	Mason Blackwood	12:55	2-4	0-0	0	0	0	1	2	0	4	0	0	0	0	0	0	-10		
21	Justin Houser	03:33	0-1	0-0	0-0	0	2	2	1	0	0	0	0	0	0	0	0	2		
Team										4	0	4	0	0	0	0	0	2		
																			Shooting By Period	
																			1st FG% 9-27 33.3%	
																			2nd FG% 17-29 58.6%	
																			3rd FG% 9-13 69.2%	
																			4th FG% 25-56 46.4%	
																			5th FG% 10-16 62.5%	
																			Dead Ball Rebounds: 5, 1	

Major Fouls: NONE												
Record: 8-2 (1-1)												
Indiana - 113												
NO. Name	Min	FO	3P	FT	Rebounds OR DR TOT	Fouls PF	TP	AS	TO	ST	Blocks	+/-
4 Sam Alexis	F 15:46	0-0	0-0	0-0	1 1 2	3 1	0	3	2	0	0	32
23 Tucker DeVries	F 11:35	5-10	2-6	0-0	0 1 1	3 0	12	6	1	1	1	45
3 Lamar Wilkerson	G 23:45	16-22	10-15	2-2	0 4 4	2 2	44	4	1	3	0	24
5 Connor Enright	G 19:47	1-2	0-0	0 0	1 1 3	0 0	2	8	1	0	0	23
6 Tayton Conerway	G 25:10	7-9	2-2	1-1	1 2 3	3 1	7	7	2	2	0	36
1 Reed Bailey	F 21:06	6-6	0-0	6-6	1 4 5	3 5	18	1	1	1	0	13
11 Trent Sisley	22:33	1-4	0-3	2-4	0 8 8	0 2	4	1	1	1	0	17
7 Nick Don	24:57	5-7	2-4	1-1	0 2 2	0 3	13	0	0	0	0	22
13 Aleksa Ristic	07:15	1-1	1-1	0-1	0 0 0	3 2	3	0	0	0	0	-3
30 Jao Stephens	04:58	0-0	0-0	0-0	0 0 0	0 0	0	0	0	0	0	0

Shooting By Period

1 <sup>st</sup> FO%	23-34	67.6%
2 <sup>nd</sup> FO%	7-15	46.7%
3 <sup>rd</sup> FO%	5-5	100%
1 <sup>st</sup> FT%	19-27	70.4%
2 <sup>nd</sup> FT%	10-16	62.5%
3 <sup>rd</sup> FT%	7-10	70%
GM FO%	42-61	68.9%
1 <sup>st</sup> FT%	17-31	54.8%
2 <sup>nd</sup> FT%	12-15	80.0%

Dead Ball Rebounds: 4-0

21 Drew Shively	03:08	0-0	0-0	0-0	0	1	1	0	0	0	0	0	0	0	-4
Team					1	0	1	0		0	0				
Totals	42:61	17-31	12-15	4	24	28	20	18	113	30	18	1	0	41	

Major Fouls: NONE

	PSU	IND	Points from Turnovers	PSU	IND	Period by Period Scoring			
						1st	2nd	TOT	
Best Scoring Run	2 (1st 19:15)	49 (2nd 13:57)	Paint	36	42				
Lead Changes	7 (2nd 12:56)	13 (1st 9:01)	Second Chance	12	9	PSU	26	46	72
Times Tied		0	Fast Breaks	11	13				
Time with Lead	00:15	39:00	Bench	29	38	IND	58	55	113

## GAME 11: #9 Michigan State 76, Penn State 72

Dec. 13, 2025 - Bryce Jordan Center - University Park, Pa.

Michigan St. - 76

Record: 9-1 (2-0)

NO. Name	Min	FG M-A	3P M-A	FT M-A	Rebounds OR DR TOT	Fouls PF FD	TP	AS	TO	ST	Blocks BS BA	+/-
0 Jaxon Kohler	F 33:07	5-8	0-1	0-0	3 9 12	1 1	10	0	1	1	1 0 14	
55 Coen Carr	F 27:12	1-4	0-1	1-2	1 3 4	1 2	3	1	1	1	0 1 14	
15 Carson Cooper	C 29:34	2-8	0-0	6-6	1 5 6	1 3	10	0	1	0	1 0 4	
1 Jeremy Fears Jr.	G 29:20	2-5	0-1	4-6	0 3 3	2 4	8	9	3	0	0 0 9	
99 Divine Ugochukwu	G 26:36	8-10	5-5	2-2	0 1 1	2 1	23	1	3	3	0 2 7	
2 Kur Tang	11:53	2-4	2-2	2-2	0 1 1	1 1	8	0	2	0	0 1 8	
3 Cameron Ward	05:19	1-2	0-0	0-0	0 1 1	3 0	2	0	1	0	0 0 4	
10 Denham Wojcik	05:42	0-1	0-1	0-0	0 0 0	0 0	0	2	3	0	0 0 -7	
6 Jordan Scott	16:56	2-4	2-3	1-1	2 3 5	2 2	7	1	1	1	1 0 -11	
35 Jesse McCulloch	10:10	0-2	0-1	2-2	1 0 1	0 2	2	0	0	0	0 0 -11	
9 Trey Fort	04:11	1-4	1-3	0-0	0 1 1	0 2	3	0	0	0	0 0 -11	
Team					3 2 5	0	0	1				
Totals		24-52	10-18	18-21	11 29 40	13 18	76	14	17	6	3 4 4	

Shooting By Period
1 <sup>st</sup> FG% 14-26 53.8%
3PT% 5-8 62.5%
FT% 3-4 75%
2 <sup>nd</sup> FG% 10-26 38.5%
3PT% 5-10 50.0%
FT% 15-17 88.2%
GM FG% 24-52 46.2%
3PT% 10-18 55.6%
FT% 18-21 85.7%
Dead Ball Rebounds: 1, 0

Dead Ball Rebounds: 1, 0

Penn St. - 72

Record: 8-3 (0-2)

NO. Name	Min	FG M-A	3P M-A	FT M-A	Rebounds OR DR TOT	Fouls PF FD	TP	AS	TO	ST	Blocks BS BA	+/-
3 Ivan Juric	F 30:25	4-9	2-5	0-0	0 5 5	2 1	10	0	0	0	1 0 -5	
10 Josh Reed	F 26:00	2-6	0-3	0-0	3 3 6	3 1	4	1	1	0	0 0 4	
4 Kayden Mingo	G 34:10	5-13	1-4	0-0	1 6 7	3 1	11	8	3	2	0 1 8	
7 Dominick Stewart	G 08:22	0-2	0-2	0-0	1 0 1	3 0	0	1	0	0	0 0 -6	
9 Melih Tunca	G 12:31	2-7	1-3	0-0	1 0 1	0 0	5	0	0	0	0 0 -24	
5 Freddie Dilone V	32:06	8-15	3-8	4-5	0 1 1	2 4	23	3	2	3	1 0 6	
11 Eli Rice	23:39	3-8	1-4	2-2	0 1 1	3 2	9	0	0	1	1 1 2	
16 Tibor Mirtic	17:52	3-5	0-0	0-0	2 0 2	0 1	6	1	1	4	0 1 -5	
22 Sasa Ciani	09:35	1-1	0-0	2-2	0 1 1	2 4	0	0	1	0	1 0 1	
1 Mason Blackwood	05:20	0-0	0-0	0-0	0 1 1	0 1	0	0	0	0	0 0 -1	
Team					1 0 1	0	0	1				
Totals		28-66	8-29	8-9	9 18 27	18 13	72	14	9	10	4 3 -4	

Major Fouls: Fears Jr. (F1) 1<sup>st</sup> 7:01

	MSU	PSU							
Biggest lead	10 (2 <sup>nd</sup> 14:35)	9 (1 <sup>st</sup> 6:41)	Points from Turnovers	MSU	PSU	Period by Period Scoring			
Best Scoring Run	10 (2 <sup>nd</sup> 14:35)	11 (2 <sup>nd</sup> 12:39)	Paint	24	34				
Lead Changes	6		Second Chance	13	10	MSU	36	40	76
Times Tied	7		Fast Breaks	4	12		PSU	39	33
Time with Lead	22:44	13:09	Bench	22	42				

## GAME 12: Pittsburgh 80, Penn State 46

Dec. 21, 2025 - GIANT Center - Hershey, Pa.

Pittsburgh - 80

Record: 7-6

NO. Name	Min	FG M-A	3P M-A	FT M-A	Rebounds OR DR TOT	Fouls PF FD	TP	AS	TO	ST	Blocks BS BA	+/-
2 Cameron Corhen	F 25:39	4-9	0-0	1-3	5 3 8	3 3	9	1	1	0	0 0 22	
13 Roman Sulepa	F 30:16	10-16	5-6	3-6	0 3 3	4 5	28	1	0	1	0 0 28	
7 Damarco Minor	G 30:56	4-7	3-5	0-0	1 3 4	1 0	11	7	0	2	1 0 28	
22 Barry Dunning Jr.	G 28:54	2-6	1-4	0-0	1 4 5	1 0	5	1	2	0	0 1 16	
25 Nojus Indrusaitis	G 20:26	2-8	0-3	0-0	1 7 8	0 1	4	1	2	1	0 3 11	
3 Brandin Cummings	25:55	3-7	0-1	2-3	2 4 6	3 3	8	2	1	1	0 0 31	
8 Omari Witherspoon	28:02	5-7	3-5	2-2	0 5 5	1 3	15	1	1	1	2 0 29	
12 Kieran Mullen	10:15	0-0	0-0	0-0	2 2 2	2 0	0	0	1	0	0 0 2	
21 Macari Moore	01:37	0-0	0-0	0-0	0 0 0	0 0	0	1	0	0	0 0 3	
Team					0 1 1	0	0	2				
Totals		30-60	12-24	8-14	10 32 42	15 15	80	15	9	7	3 4 34	

Shooting By Period
1 <sup>st</sup> FG% 16-33 48.5%
3PT% 6-11 54.5%
FT% 2-3 66.7%
2 <sup>nd</sup> FG% 14-27 51.9%
3PT% 6-13 46.2%
FT% 6-11 54.5%
GM FG% 30-60 50.0%
3PT% 12-24 50.0%
FT% 8-14 57.1%
Dead Ball Rebounds: 2, 1

Dead Ball Rebounds: 2, 1

Major Fouls: NONE

Penn St. - 46

Record: 8-4

NO. Name	Min	FG M-A	3P M-A	FT M-A	Rebounds OR DR TOT	Fouls PF FD	TP	AS	TO	ST	Blocks BS BA	+/-
3 Ivan Juric	F 14:21	0-1	0-1	0-0	0 3 3	4 0	0	0	2	1	0 0 -13	
10 Josh Reed	F 31:24	2-8	1-5	4-4	0 2 2	1 2	9	0	1	1	0 0 -24	
4 Kayden Mingo	G 37:25	4-10	0-2	1-1	0 5 5	0 7	9	5	5	2	0 1 -27	
7 Dominick Stewart	G 10:01	0-3	0-3	0-0	0 0 0	0 0	0	0	0	0	0 0 -14	
9 Melih Tunca	G 11:27	0-2	0-1	0-0	1 0 1	0 0	0	1	2	0	0 0 -14	
5 Freddie Dilone V	34:18	10-17	2-6	1-2	1 5 6	2 2	23	1	1	2	0 0 -26	
11 Eli Rice	09:56	0-2	0-1	0-0	0 1 1	2 0	0	0	1	1	0 0 -9	
16 Tibor Mirtic	14:01	0-4	0-0	0-1	2 4 6	0 1	0	0	0	0	0 1 -16	
22 Sasa Ciani	08:46	0-2	0-0	0-0	1 1 0	0 0	0	0	0	1	0 0 -5	
1 Mason Blackwood	16:53	0-3	0-2	0-0	2 0 2	2 0	0	0	0	0	0 0 -12	
21 Justin Houser	13:28	2-3	1-2	0-1	0 0 0	4 3	5	0	0	1	0 0 -10	
Team					1 2 3	0	0	0				
Totals		18-55	4-23	6-9	7 23 30	15 15	46	7	12	5	4 3 -34	

Shooting By Period
1 <sup>st</sup> FG% 7-27 25.9%
3PT% 2-13 15.4%
FT% 4-5 80%
2 <sup>nd</sup> FG% 11-28 39.3%
3PT% 10-20 50%
FT% 2-4 50%
GM FG% 18-55 32.7%
3PT% 4-23 17.4%
FT% 6-9 66.7%
Dead Ball Rebounds: 0, 1

Dead Ball Rebounds: 0, 1

Major Fouls: NONE

	PITT	PSU				
Biggest lead	34 (2 <sup>nd</sup> 1:02)	0 (1 <sup>st</sup> 20:00)	Points from Turnovers	PITT	PSU	
Best Scoring Run	10 (1 <sup>st</sup> 12:45)	8 (2 <sup>nd</sup> 14:33)	Paint	12	6	
Lead Changes	0		Second Chance	26	20	
Times Tied	0		Fast Breaks	11	0	
Time with Lead	39:44	00:00	Bench	9	11	
				23	28	
			Period by Period Scoring			
				1st	2nd	TOT
			PITT	40	40	80
			PSU	20	26	46

## GAME 13: Penn State 90, N.C. Central 67

Dec. 29, 2025 - Bryce Jordan Center - University Park, Pa.

N.C. Central - 67

Record: 4-11

NO. Name	Min	FG M-A	3P M-A	FT M-A	Rebounds OR DR TOT	Fouls PF FD	TP	AS	TO	ST	Blocks BS BA	+/-
7 Khouri Carvey	F 24:51	6-9	0-1	1-1	4 5 9	5 1	13	0	4	0	0 1 -23	
22 Ramondo Battle II	F 05:08	0-0	0-0	0-0	0 0 0	0 0	0	1	0	0	1 0 3	
1 Kyrie Davis	G 29:03	4-5	0-1	2-2	2 3 5	0 2	10	2	2	3	1 0 -6	
2 Dionte Johnson	G 30:02	5-11	1-2	0-0	1 4 5	1 1	11	4	4	3	0 0 -7	
5 Tekoa Carpenter	G 37:04	4-8	1-4	0-2	0 1 1	2 3	9	5	4	0	0 0 -24	
21 Kelechi Okworogwo	29:21	5-6	1-1	0-0	1 5 6	3 2	11	0	1	0	0 0 -8	
8 Jae Slack	20:40	1-4	0-2	1-2	0 1 1	3 3	3	1	2	2	0 0 -18	
3 Khalil Arnold	10:57	3-6	2-4	0-0	0 1 1	1 0	8	0	0	0	0 0 -17	
10 Ryan Archey	01:51	0-0	0-0	0-0	0 0 0	1 0	0	0	3	0	0 0 -3	
12 Justin Edwards	08:07	0-0	0-0	0-0	0 0 0	1 0	0	0	0	0	0 0 -13	
4 Camren Daniels	02:56	1-3	0-0	0-0	1 1 2	0 0	2	0	1	0	0 0 1	
Team					1 0 1	0	0	2				
Totals		29-52	5-15	4-7	10 21 31	16 13	67	13	23	8	2 1 -23	

Shooting By Period
1 <sup>st</sup> FG% 14-27 51.9%
3PT% 1-6 16.7%
FT% 4-7 57.1%
2 <sup>nd</sup> FG% 15-25 60.0%
3PT% 4-9 44.4%
FT% 0-0 0%
GM FG% 29-52 55.8%
3PT% 5-15 33.3%
FT% 4-7 57.1%
Dead Ball Rebounds: 2, 0

Dead Ball Rebounds: 2, 0

Major Fouls: NONE

Penn St. - 90

Record: 9-4

NO. Name	Min	FG M-A	3P M-A	FT M-A	Rebounds OR DR TOT	Fouls PF FD	TP	AS	TO	ST	Blocks BS BA	+/-
3 Ivan Juric	F 25:13	0-1	0-1	2-2	0 1 1	0 5	2	1	1	1	0 0 19	
10 Josh Reed	F 21:51	2-6	1-4	0-0	1 2 3	1 1	5	4	1	1	0 0 7	
4 Kayden Mingo	G 27:22	8-12	3-6	0-0	0 3 3	1 2	19	5	2	6	0 0 11	
5 Freddie Dilone V	G 32:15	4-11	1-5	1-2	1 1 2	1 1	10	5	1	0	1 1 26	
11 Eli Rice	G 21:32	5-7	4-6	4-4	0 2 2	2 3	18	0	0	0	0 0 30	
22 Sasa Ciani	11:22	3-4	1-1	0-0	3 2 5	2 0	7	0	1	0	0 0 10	
1 Mason Blackwood	09:47	3-4	0-1	0-0	0 1 1	1 0	6	0	0	1	0 0 5	
9 Melih Tunca	27:29	4-7	1-3	1-3	1 2 3	3 3	10	4	4	3	0 0 20	
16 Tibor Mirtic	04:36	1-2	0-0	0-0	2 0 2	0 0	2	0	0	0	0 0 -5	
7 Dominick Stewart	15:08	3-5	3-5	2-2	0 0 0	1 1	11	0	1	0	0 0 -2	
21 Justin Houser	02:17	0-0	0-0	0-0	0 0 0	0 0	0	0	0	0	0 0 -4	
30 Chris Lottio	01:08	0-0	0-0	0-0	0 0 0	1 0	0	0	1	0	0 0 -2	
Team					0 0 0	0	0	2				
Totals		33-59	14-32	10-13	8 14 22	13 16	90	20	11	13	1 2 23	

Shooting By Period
1 <sup>st</sup> FG% 12-28 42.9%
3PT% 7-18 38.9%
FT% 5-6 83.3%
2 <sup>nd</sup> FG% 21-31 67.7%
3PT% 7-14 50.0%
FT% 5-7 71.4%
GM FG% 33-59 55.9%
3PT% 14-32 43.8%
FT% 10-13 76.9%
Dead Ball Rebounds: 0, 0

Dead Ball Rebounds: 0, 0

Major Fouls: NONE

	NCCU	PSU
Biggest lead	11 (1 <sup>st</sup> 12:21)	25 (2 <sup>nd</sup> 1:30)
Best Scoring Run	8 (1 <sup>st</sup> 12:21)	13 (1 <sup>st</sup> 9:07)
Lead Changes	3	
Times Tied	1	
Time with Lead	09:13	30:03

Points from	NCCU	PSU
Turnovers	19	34
Paint	40	36
Second Chance	17	6
Fast Breaks	6	20
Bench	24	36

Period by Period Scoring			
	1st	2nd	TOT
NCCU	33	34	67
PSU	36	54	90



GAME 15: #2 Michigan 74, Penn State 72  
Jan. 6, 2026 - Bryce Jordan Center - University Park, Pa.

Michigan - 74													
Record: 14-0 (4-0)													
NO.	Name	Min	FG M-A	3P M-A	FT M-A	Rebounds OR DR TOT	Fouls PF FD	TP	AS	TO	ST	Blocks BS BA	+/-
21	Morez Johnson Jr.	F 24:09	1-2	0-0	1-2	1 6 7	5 2	3	3	1	0	1 0 4	
23	Yaxel Lendeborg	F 26:58	3-9	0-4	4-4	3 4 7	2 2	10	4	0	0	1 0 -10	
15	Aday Mara	C 24:17	2-5	0-0	3-6	1 6 7	3 5	7	4	2	0	4 0 -2	
3	Elliot Cadeau	G 27:29	3-8	1-5	2-2	1 1 2	2 3	9	1	3	1	0 0 3	
4	Nimari Burnett	G 21:01	5-7	2-4	0-0	0 2 2	1 1	12	0	2	0	0 0 -6	
11	Roddy Gayle Jr.	23:07	2-9	1-5	2-2	1 2 3	3 3	7	1	2	2	1 1 3	
1	Trey McKenney	23:36	5-7	2-4	0-0	0 2 2	1 0	12	0	0	0	0 0 -1	
2	L.J. Cason	16:36	5-8	2-3	2-3	0 3 3	1 3	14	2	2	0	0 0 7	
42	Will Tschetter	12:47	0-2	0-2	0-0	0 0 0	2 0	0	0	0	0	0 0 12	
Team						0 4 4	0	0	0	0	0	0	
Totals			26-57	8-27	14-19	7 30 37	20 19	74	15	12	3	7 1 2	
Major Fouls: NONE													

Penn St. - 72													
Record: 9-6 (0-4)													
NO.	Name	Min	FG M-A	3P M-A	FT M-A	Rebounds OR DR TOT	Fouls PF FD	TP	AS	TO	ST	Blocks BS BA	+/-
3	Ivan Juric	F 23:54	6-13	2-5	6-8	2 2 4	4 4	20	1	2	1	0 2 6	
16	Tibor Mirtic	F 07:32	0-1	0-0	0-0	2 0 2	1 1	0	0	0	1	0 1 -2	
5	Freddie Dilone V	G 38:01	6-16	2-6	3-6	1 5 6	1 6	17	4	2	2	0 1 7	
7	Dominick Stewart	G 25:49	1-8	1-7	0-0	2 4 6	3 0	3	1	1	0	0 0 0	
11	Eli Rice	G 24:16	2-7	1-4	2-2	0 1 1	1 2	7	0	0	0	1 1 -3	
1	Mason Blackwood	15:55	1-4	0-2	0-0	1 2 3	1 1	2	0	0	1	0 1 -4	
10	Josh Reed	29:27	4-6	1-2	4-4	5 5 10	4 4	13	1	2	2	0 1 -3	
9	Melih Tunca	19:00	2-7	1-2	0-0	0 3 3	1 0	5	2	0	1	0 0 -3	
22	Sasa Ciani	16:06	1-4	0-2	3-3	1 2 3	3 2	5	1	0	0	0 0 -8	
Team						1 4 5	0	0	2				
Totals			23-66	8-30	18-23	15 28 43	19 20	72	10	7	1	7 1 2	
Major Fouls: NONE													

Shooting By Period			
1 <sup>st</sup>	FG%	15-29	51.7%
3PT%	5-14	35.7%	
FT%	5-7	71.4%	
2 <sup>nd</sup>	FG%	11-28	39.3%
3PT%	3-13	23.1%	
FT%	9-12	75%	
GM FG%	26-57	45.6%	
3PT%	8-27	29.6%	
FT%	14-19	73.7%	
Dead Ball Rebounds: 1, 1			

Shooting By Period			
1 <sup>st</sup>	FG%	11-35	31.4%
3PT%	4-17	23.5%	
FT%	5-8	62.5%	
2 <sup>nd</sup>	FG%	12-31	38.7%
3PT%	4-13	30.8%	
FT%	13-15	86.7%	
GM FG%	23-66	34.8%	
3PT%	8-30	26.7%	
FT%	18-23	78.3%	
Dead Ball Rebounds: 2, 0			

GAME 16: #5 Purdue 93, Penn State 85  
Jan. 10, 2026 - Mackey Arena - West Lafayette, Ind.

Penn St. - 85														
Record: 9-7 (0-5)														
NO.	Name	Min	FG M-A	3P M-A	FT M-A	Rebounds OR DR TOT	Fouls PF FD	TP	AS	TO	ST	Blocks BS BA	+/-	
3	Ivan Juric	F 31:26	3-5	1-3	2-2	1 9 10	2 1	9	0	2	0	0 0	-2	1st FG% 16-27 59.3%
10	Josh Reed	F 28:30	2-3	2-3	2-2	0 1 1	2 2	8	2	0	0	0 0	-15	3PT% 8-17 47.1%
5	Freddie Dilone V	G 34:02	10-20	3-8	2-2	1 1 2	1 3	25	5	2	1	0 1	-8	FT% 4-4 100%
7	Dominick Stewart	G 21:18	0-4	0-2	3-3	0 3 3	4 1	3	3	1	0	0 0	4	2nd FG% 16-29 55.2%
11	Eli Rice	G 26:53	4-6	3-4	0-0	0 4 4	2 0	11	0	1	0	0 0	0	3PT% 4-10 40.0%
1	Mason Blackwood	20:59	4-5	1-2	0-0	0 3 3	2 1	9	3	0	1	0 0	-1	FT% 5-6 83.3%
9	Melih Tunca	24:40	6-9	2-4	0-0	2 1 3	3 1	14	3	2	0	0 0	-12	GM FG% 32-56 57.1%
22	Sasa Ciani	12:12	3-4	0-1	0-1	1 0 1	1 1	6	0	1	0	0 0	-6	3PT% 12-27 44.4%
Team						0 1 1	0	0	1	0	0	0	0	FT% 9-10 90.0%
Totals			32-56			12-27 9-10	5 23 28	17 10	85	16	10	2 0	1 -8	
Major Fouls: NONE														
Shooting By Period														
1st FG% 18-31 58.1%														
3PT% 6-14 42.9%														
FT% 3-5 60%														
2nd FG% 20-35 57.1%														
3PT% 5-15 33.3%														
FT% 3-9 33.3%														
GM FG% 38-66 57.6%														
3PT% 11-29 37.9%														
FT% 6-14 42.9%														
Dead Ball Rebounds: 3														
Purdue - 93														
Record: 15-1 (5-0)														
NO.	Name	Min	FG M-A	3P M-A	FT M-A	Rebounds OR DR TOT	Fouls PF FD	TP	AS	TO	ST	Blocks BS BA	+/-	
4	Trey Kaufman-Renn	F 27:03	3-6	0-0	1-2	4 5 9	2 2	7	4	0	1	0 0	7	1st FG% 18-31 58.1%
45	Oscar Cliff	C 29:35	10-11	0-0	3-6	4 3 7	2 8	23	1	0	0	1 0	0	3PT% 6-14 42.9%
0	C.J. Cox	G 26:10	6-11	3-8	1-2	0 4 4	2 2	16	1	0	3	0 0	9	FT% 3-5 60%
2	Fletcher Loyer	G 31:50	6-10	4-8	1-2	0 0 0	1 2	17	2	1	0	0 0	13	2nd FG% 20-35 57.1%
3	Braden Smith	G 38:58	11-18	4-8	0-0	1 1 1	1	26	14	1	2	0 0	0	3PT% 5-15 33.3%
24	Gicarri Harris	13:50	1-4	0-2	0-0	0 1 1	1 0	2	2	0	1	0 0	-1	FT% 3-9 33.3%
12	Daniel Jacobson	10:25	1-2	0-0	0-2	0 2 1	1 2	2	0	0	0	0 0	-2	GM FG% 38-66 57.6%
14	Jack Benter	12:57	0-2	0-2	0-0	0 2 2	0 1	0	0	1	0	0 0	0	3PT% 11-29 37.9%
17	Omer Mayer	09:12	0-2	0-1	0-0	0 0 0	0 0	0	0	0	0	0 0	-5	FT% 6-14 42.9%
Team						0 1 1	0	0	0	0	0	0	0	
Totals			38-66			11-29 6-14	8 19 27	10 17	93	25	3 7	1 0	8	
Major Fouls: NONE														
Shooting By Period														
1st FG% 18-31 58.1%														
3PT% 6-14 42.9%														
FT% 3-5 60%														
2nd FG% 20-35 57.1%														
3PT% 5-15 33.3%														
FT% 3-9 33.3%														
GM FG% 38-66 57.6%														
3PT% 11-29 37.9%														
FT% 6-14 42.9%														
Dead Ball Rebounds: 3														
Purdue - 93														
Record: 15-1 (5-0)														
Major Fouls: NONE														
Shooting By Period														
1st FG% 18-31 58.1%														
3PT% 6-14 42.9%														
FT% 3-5 60%														
2nd FG% 20-35 57.1%														
3PT% 5-15 33.3%														
FT% 3-9 33.3%														
GM FG% 38-66 57.6%														
3PT% 11-29 37.9%														
FT% 6-14 42.9%														
Dead Ball Rebounds: 3														



**2025-26 Penn St. Men's Basketball**  
**Season Schedule/Results & Leaders**  
**All games**

Page 1/1  
as of Jan 10, 2026

### Game Records

Record	Overall	Home	Away	Neutral
ALL GAMES	9-7	7-3	1-2	1-2
CONFERENCE	0-5	0-3	0-2	0-0
NON-CONFERENCE	9-2	7-0	1-0	1-2

### Team Results

Date	Opponent		Score	Att.	High Points	High Rebounds
11/03/2025	Fairfield	W	76-68	5547	(19) TUNCA, Melih	(11) MIRTIC, Tibor
11/08/2025	at New Haven	W	87-43	1087	(18) STEWART, Dominick	(7) DILIONE V, Freddie
11/11/2025	Navy	W	80-71	5772	(19) DILIONE V, Freddie	(7) MINGO, Kayden
11/15/2025	vs La Salle	W	83-69	0	(20) TUNCA, Melih	(6) JURIC, Ivan
11/19/2025	Harvard	W	84-80	5708	(24) MINGO, Kayden	(9) JURIC, Ivan
11/22/2025	vs Providence	L	65-77	6456	(22) DILIONE V, Freddie	(9) DILIONE V, Freddie
11/25/2025	Boston U.	W	96-87	4424	(17) REED, Josh	(8) REED, Josh
11/29/2025	Sacred Heart	W	90-59	4703	(14) JURIC, Ivan	(9) JURIC, Ivan
12/02/2025	Campbell	W	87-76	6139	(21) MINGO, Kayden	(4) DILIONE V, Freddie
						(4) TUNCA, Melih
12/09/2025	at Indiana	L	72-113	17222	(19) MINGO, Kayden	(3) DILIONE V, Freddie
						(3) MIRTIC, Tibor
12/13/2025	Michigan St.	L	72-76	7091	(23) DILIONE V, Freddie	(7) MINGO, Kayden
12/21/2025	vs Pittsburgh	L	46-80	8191	(23) DILIONE V, Freddie	(6) DILIONE V, Freddie
						(6) MIRTIC, Tibor
12/29/2025	N.C. Central	W	90-67	5285	(19) MINGO, Kayden	(5) CIANI, Sasa
01/03/2026	Illinois	L	65-73	4686	(16) MINGO, Kayden	(4) DILIONE V, Freddie
						(4) RICE, Eli
						(4) CIANI, Sasa
01/06/2026	Michigan	L	72-74	5491	(20) JURIC, Ivan	(10) REED, Josh
01/10/2026	at Purdue	L	85-93	14876	(25) DILIONE V, Freddie	(10) JURIC, Ivan

### Attendance Summary

	Games	Attend	Avg/Game
Home	10	54846	5485
Away	3	33185	11062
Neutral	3	14647	4882
<b>Total</b>	<b>16</b>	<b>102678</b>	<b>6417</b>



**2025-26 Penn St. Men's Basketball**  
**Team Game-by-Game**  
**All games**

Page 1/1  
as of Jan 10, 2026

Opponent	Date	Score		Total		3-Pointers		Free throws		Rebounds				PF	A	TO	BLK	STL	PTS	AVG
				FG-FGA	PCT	3FG-3FGA	PCT	FT-FTA	PCT	OFF	DEF	TOT	AVG							
Fairfield	11/03/2025	76-68	W	28-57	.491	5-18	.278	15-25	.600	7	32	39	39.0	11	13	7	2	5	76	76.0
at New Haven	11/08/2025	87-43	W	32-61	.525	11-25	.440	12-16	.750	12	24	36	37.5	12	17	6	0	7	87	81.5
Navy	11/11/2025	80-71	W	30-61	.492	6-19	.316	14-18	.778	11	19	30	35.0	12	12	9	1	14	80	81.0
vs La Salle	11/15/2025	83-69	W	33-57	.579	10-20	.500	7-11	.636	6	19	25	32.5	16	21	7	1	5	83	81.5
Harvard	11/19/2025	84-80	W	31-57	.544	5-19	.263	17-25	.680	13	15	28	31.6	12	12	7	0	9	84	82.0
vs Providence	11/22/2025	65-77	L	22-66	.333	8-24	.333	13-16	.813	15	28	43	33.5	16	12	11	1	2	65	79.2
Boston U.	11/25/2025	96-87	W	30-52	.577	8-19	.421	28-40	.700	10	18	28	32.7	13	15	3	1	5	96	81.6
Sacred Heart	11/29/2025	90-59	W	32-59	.542	7-16	.438	19-29	.655	12	27	39	33.5	14	17	17	3	15	90	82.6
Campbell	12/02/2025	87-76	W	30-58	.517	5-13	.385	22-25	.880	6	24	30	33.1	15	15	7	5	13	87	83.1
at Indiana	12/09/2025	72-113	L	26-56	.464	5-16	.313	15-22	.682	8	13	21	31.9	18	6	14	0	6	72	82.0
Michigan St.	12/13/2025	72-76	L	28-66	.424	8-29	.276	8-9	.889	9	18	27	31.5	18	14	9	4	10	72	81.1
vs Pittsburgh	12/21/2025	46-80	L	18-55	.327	4-23	.174	6-9	.667	7	23	30	31.3	15	7	12	4	5	46	78.2
N.C. Central	12/29/2025	90-67	W	33-59	.559	14-32	.438	10-13	.769	8	14	22	30.6	13	20	11	1	13	90	79.1
Illinois	01/03/2026	65-73	L	24-69	.348	8-38	.211	9-14	.643	14	23	37	31.1	26	11	7	1	7	65	78.1
Michigan	01/06/2026	72-74	L	23-66	.348	8-30	.267	18-23	.783	15	28	43	31.9	19	10	10	1	7	72	77.7
at Purdue	01/10/2026	85-93	L	32-56	.571	12-27	.444	9-10	.900	5	23	28	31.6	17	16	10	0	2	85	78.1
<b>Total</b>		<b>1250</b>		<b>452-955</b>	<b>.473</b>	<b>124-368</b>	<b>.337</b>	<b>222-305</b>	<b>.728</b>	<b>158</b>	<b>348</b>	<b>506</b>	<b>31.6</b>	<b>247</b>	<b>218</b>	<b>147</b>	<b>25</b>	<b>125</b>	<b>1250</b>	<b>78.1</b>
Opponents		1206		444-921	.482	143-397	.360	175-234	.748	146	384	530	33.1	278	255	211	51	86	1206	75.4

**Penn St. Averages**

Games Played	Points/game	FG Pct	3FG Pct	FT Pct	Rebounds/game	Assists/game	Turnovers/game	Assist/Turnover ratio	Steals/game	Blocks/game
16	78.1	47.3	33.7	72.8	31.6	13.6	9.2	1.5	7.8	1.6





**2025-26 Penn St. Men's Basketball**  
**Team High/Low Analysis**  
**All games**

Page 1/4  
as of Jan 10, 2026

**Penn St. - Game Highs**

<b>POINTS</b>	96		Boston U. (11/25/2025)
	90		N.C. Central (12/29/2025)
	90		Sacred Heart (11/29/2025)
	87		Campbell (12/02/2025)
	87		at New Haven (11/08/2025)
<b>FIELD GOALS MADE</b>	33		N.C. Central (12/29/2025)
	33		vs La Salle (N) (11/15/2025)
<b>FIELD GOAL ATTEMPTS</b>	69		Illinois (01/03/2026)
	66		Michigan (01/06/2026)
	66		Michigan St. (12/13/2025)
	66		vs Providence (N) (11/22/2025)
<b>FIELD GOAL PERCENTAGE</b>	.579	(33-57)	vs La Salle (N) (11/15/2025)
	.577	(30-52)	Boston U. (11/25/2025)
<b>3 PT FG MADE</b>	14		N.C. Central (12/29/2025)
	12		at Purdue (01/10/2026)
<b>3 PT FG ATTEMPTS</b>	38		Illinois (01/03/2026)
	32		N.C. Central (12/29/2025)
<b>3 PT FG PERCENTAGE</b>	.500	(10-20)	vs La Salle (N) (11/15/2025)
	.444	(12-27)	at Purdue (01/10/2026)
<b>FREE THROWS MADE</b>	28		Boston U. (11/25/2025)
	22		Campbell (12/02/2025)
<b>FREE THROW ATTEMPTS</b>	40		Boston U. (11/25/2025)
	29		Sacred Heart (11/29/2025)
<b>FREE THROW PERCENTAGE</b>	.900	(9-10)	at Purdue (01/10/2026)
	.889	(8-9)	Michigan St. (12/13/2025)
<b>REBOUNDS</b>	43		Michigan (01/06/2026)
	43		vs Providence (N) (11/22/2025)
<b>ASSISTS</b>	21		vs La Salle (N) (11/15/2025)
	20		N.C. Central (12/29/2025)
<b>STEALS</b>	15		Sacred Heart (11/29/2025)
	14		Navy (11/11/2025)
<b>BLOCKED SHOTS</b>	5		Campbell (12/02/2025)
	4		vs Pittsburgh (N) (12/21/2025)
	4		Michigan St. (12/13/2025)
<b>TURNOVERS</b>	17		Sacred Heart (11/29/2025)
	14		at Indiana (12/09/2025)
<b>FOULS</b>	26		Illinois (01/03/2026)
	19		Michigan (01/06/2026)



**2025-26 Penn St. Men's Basketball**  
**Team High/Low Analysis**  
**All games**

Page 2/4  
as of Jan 10, 2026

**Opponent - Game Highs**

<b>POINTS</b>	113		at Indiana (12/09/2025)
	93		at Purdue (01/10/2026)
	87		Boston U. (11/25/2025)
	80		vs Pittsburgh (N) (12/21/2025)
	80		Harvard (11/19/2025)
<b>FIELD GOALS MADE</b>	42		at Indiana (12/09/2025)
	38		at Purdue (01/10/2026)
<b>FIELD GOAL ATTEMPTS</b>	70		Fairfield (11/03/2025)
	69		vs Providence (N) (11/22/2025)
<b>FIELD GOAL PERCENTAGE</b>	.689	(42-61)	at Indiana (12/09/2025)
	.576	(38-66)	at Purdue (01/10/2026)
<b>3 PT FG MADE</b>	17		at Indiana (12/09/2025)
	16		Boston U. (11/25/2025)
<b>3 PT FG ATTEMPTS</b>	34		Boston U. (11/25/2025)
	33		vs Providence (N) (11/22/2025)
	33		Fairfield (11/03/2025)
<b>3 PT FG PERCENTAGE</b>	.556	(10-18)	Michigan St. (12/13/2025)
	.548	(17-31)	at Indiana (12/09/2025)
<b>FREE THROWS MADE</b>	23		Illinois (01/03/2026)
	18		Michigan St. (12/13/2025)
<b>FREE THROW ATTEMPTS</b>	28		Illinois (01/03/2026)
	21		Michigan St. (12/13/2025)
<b>FREE THROW PERCENTAGE</b>	1.000	(8-8)	Harvard (11/19/2025)
	.929	(13-14)	Navy (11/11/2025)
<b>REBOUNDS</b>	48		Illinois (01/03/2026)
	45		vs Providence (N) (11/22/2025)
<b>ASSISTS</b>	30		at Indiana (12/09/2025)
	25		at Purdue (01/10/2026)
<b>STEALS</b>	12		Sacred Heart (11/29/2025)
	9		Navy (11/11/2025)
<b>BLOCKED SHOTS</b>	7		Michigan (01/06/2026)
	6		Illinois (01/03/2026)
	6		Boston U. (11/25/2025)
	6		vs Providence (N) (11/22/2025)
<b>TURNOVERS</b>	24		Sacred Heart (11/29/2025)
	23		N.C. Central (12/29/2025)
<b>FOULS</b>	31		Boston U. (11/25/2025)
	21		Sacred Heart (11/29/2025)
	21		Fairfield (11/03/2025)



**2025-26 Penn St. Men's Basketball  
Player Highs Analysis  
All games**

Page 1/4  
as of Jan 18, 2026

**Penn St. - Individual Game Highs**

<b>POINTS</b>	25		Freddie Dillione V at Purdue (01/10/2026)
	24		Kayden Mingo vs Harvard (11/19/2025)
	23		Freddie Dillione V vs Pittsburgh (N) (12/21/2025)
	23		Freddie Dillione V vs Michigan St. (12/13/2025)
	22		Freddie Dillione V vs Providence (N) (11/22/2025)
<b>FIELD GOALS MADE</b>	10		Freddie Dillione V at Purdue (01/10/2026)
	10		Freddie Dillione V vs Pittsburgh (N) (12/21/2025)
<b>FIELD GOAL ATTEMPTS</b>	20		Freddie Dillione V at Purdue (01/10/2026)
	18		Freddie Dillione V vs Providence (N) (11/22/2025)
	18		Kayden Mingo vs Harvard (11/19/2025)
<b>FIELD GOAL PERCENTAGE (min 5 made)</b>	1.000	(5-5)	Ivan Juric vs Fairfield (11/03/2025)
	.889	(8-9)	Melih Tunca vs La Salle (N) (11/15/2025)
<b>3 PT FG MADE</b>	6		Dominick Stewart at New Haven (11/08/2025)
	4		Eli Rice vs N.C. Central (12/29/2025)
	4		Freddie Dillione V vs Providence (N) (11/22/2025)
	4		Melih Tunca vs La Salle (N) (11/15/2025)
<b>3 PT FG ATTEMPTS</b>	8		Freddie Dillione V at Purdue (01/10/2026)
	8		Kayden Mingo vs Illinois (01/03/2026)
	8		Freddie Dillione V vs Michigan St. (12/13/2025)
	8		Freddie Dillione V vs Providence (N) (11/22/2025)
	8		Dominick Stewart at New Haven (11/08/2025)
<b>3 PT FG PERCENTAGE (min 2 made)</b>	1.000	(4-4)	Melih Tunca vs La Salle (N) (11/15/2025)
	1.000	(2-2)	Eli Rice at Indiana (12/09/2025)
<b>FREE THROWS MADE</b>	7		Kayden Mingo at Indiana (12/09/2025)
	7		Ivan Juric vs Boston U. (11/25/2025)
	7		Melih Tunca vs Boston U. (11/25/2025)
	7		Kayden Mingo vs Harvard (11/19/2025)
<b>FREE THROW ATTEMPTS</b>	10		Ivan Juric vs Boston U. (11/25/2025)
	10		Josh Reed vs Harvard (11/19/2025)
<b>FREE THROW PERCENTAGE (min 3 made)</b>	1.000	(7-7)	Kayden Mingo vs Harvard (11/19/2025)
	1.000	(6-6)	Josh Reed vs Boston U. (11/25/2025)
	1.000	(6-6)	Freddie Dillione V vs Navy (11/11/2025)
	1.000	(5-5)	Kayden Mingo vs Campbell (12/02/2025)
	1.000	(5-5)	Josh Reed at New Haven (11/08/2025)
	1.000	(4-4)	Josh Reed vs Michigan (01/06/2026)
	1.000	(4-4)	Kayden Mingo vs Illinois (01/03/2026)
	1.000	(4-4)	Eli Rice vs N.C. Central (12/29/2025)
	1.000	(4-4)	Josh Reed vs Pittsburgh (N) (12/21/2025)
	1.000	(4-4)	Josh Reed vs Campbell (12/02/2025)
	1.000	(4-4)	Melih Tunca vs Navy (11/11/2025)
	1.000	(3-3)	Dominick Stewart at Purdue (01/10/2026)
	1.000	(3-3)	Sasa Ciani vs Michigan (01/06/2026)
<b>REBOUNDS</b>	11		Tibor Mirtic vs Fairfield (11/03/2025)
	10		Ivan Juric at Purdue (01/10/2026)
	10		Josh Reed vs Michigan (01/06/2026)
<b>ASSISTS</b>	8		Kayden Mingo vs Michigan St. (12/13/2025)
	7		Kayden Mingo vs La Salle (N) (11/15/2025)
<b>STEALS</b>	8		Kayden Mingo vs Sacred Heart (11/29/2025)
	6		Kayden Mingo vs N.C. Central (12/29/2025)
	6		Josh Reed vs Navy (11/11/2025)



**2025-26 Penn St. Men's Basketball  
Player Highs Analysis  
All games**

Page 3/4  
as of Jan 18, 2026

**Opponent - Individual Game Highs**

<b>POINTS</b>	44		Lamar Wilkerson at Indiana (12/09/2025)
	28		Roman Siulepa vs Pittsburgh (N) (12/21/2025)
	28		Michael McNair vs Boston U. (11/25/2025)
	26		Braden Smith at Purdue (01/10/2026)
	25		Jinwoo Kim vs Navy (11/11/2025)
	25		Braden Sparks vs Fairfield (11/03/2025)
<b>FIELD GOALS MADE</b>	16		Lamar Wilkerson at Indiana (12/09/2025)
	11		Braden Smith at Purdue (01/10/2026)
<b>FIELD GOAL ATTEMPTS</b>	22		Lamar Wilkerson at Indiana (12/09/2025)
	20		Braden Sparks vs Fairfield (11/03/2025)
<b>FIELD GOAL PERCENTAGE (min 5 made)</b>	1.000	(6-6)	Reed Bailey at Indiana (12/09/2025)
	.909	(10-11)	Oscar Cluff at Purdue (01/10/2026)
<b>3 PT FG MADE</b>	10		Lamar Wilkerson at Indiana (12/09/2025)
	7		Michael McNair vs Boston U. (11/25/2025)
<b>3 PT FG ATTEMPTS</b>	15		Lamar Wilkerson at Indiana (12/09/2025)
	12		Braden Sparks vs Fairfield (11/03/2025)
<b>3 PT FG PERCENTAGE (min 2 made)</b>	1.000	(5-5)	Divine Ugochukwu vs Michigan St. (12/13/2025)
	1.000	(2-2)	Kur Teng vs Michigan St. (12/13/2025)
	1.000	(2-2)	Tayton Conerway at Indiana (12/09/2025)
	1.000	(2-2)	Yann Farell vs Sacred Heart (11/29/2025)
<b>FREE THROWS MADE</b>	7		Keaton Wagler vs Illinois (01/03/2026)
	7		Dashon Gittens vs Sacred Heart (11/29/2025)
	7		Jason Edwards vs Providence (N) (11/22/2025)
<b>FREE THROW ATTEMPTS</b>	11		Jason Edwards vs Providence (N) (11/22/2025)
	8		Keaton Wagler vs Illinois (01/03/2026)
<b>FREE THROW PERCENTAGE (min 3 made)</b>	1.000	(7-7)	Dashon Gittens vs Sacred Heart (11/29/2025)
	1.000	(6-6)	Kylan Boswell vs Illinois (01/03/2026)
	1.000	(6-6)	Carson Cooper vs Michigan St. (12/13/2025)
	1.000	(6-6)	Reed Bailey at Indiana (12/09/2025)
	1.000	(6-6)	Chandler Pigge vs Harvard (11/19/2025)
	1.000	(6-6)	Justin Archer vs La Salle (N) (11/15/2025)
	1.000	(6-6)	Donovan Draper vs Navy (11/11/2025)
	1.000	(4-4)	Yaxel Lendeborg vs Michigan (01/06/2026)
	1.000	(4-4)	Andrej Stojakovic vs Illinois (01/03/2026)
	1.000	(4-4)	Jeremiah Johnson vs Campbell (12/02/2025)
	1.000	(4-4)	Jinwoo Kim vs Navy (11/11/2025)
	1.000	(3-3)	Ryan Mela vs Providence (N) (11/22/2025)
	1.000	(3-3)	Deuce Turner vs Fairfield (11/03/2025)
	1.000	(3-3)	Declan Wucherpfennig vs Fairfield (11/03/2025)
<b>REBOUNDS</b>	12		Jaxon Kohler vs Michigan St. (12/13/2025)
	12		Donovan Draper vs Navy (11/11/2025)
<b>ASSISTS</b>	14		Braden Smith at Purdue (01/10/2026)
	9		Jeremy Fears Jr. vs Michigan St. (12/13/2025)
	9		Chandler Pigge vs Harvard (11/19/2025)
<b>STEALS</b>	4		Jaden Slaughter vs Sacred Heart (11/29/2025)
	4		Austin Benigni vs Navy (11/11/2025)
<b>BLOCKED SHOTS</b>	5		Zvonimir Ivisic vs Illinois (01/03/2026)
	4		Aday Mara vs Michigan (01/06/2026)
	4		Oswin Erhunmwunse vs Providence (N) (11/22/2025)
<b>TURNOVERS</b>	6		Austin Benigni vs Navy (11/11/2025)
	5		Taj Bryant vs Sacred Heart (11/29/2025)
	5		Donovan Draper vs Navy (11/11/2025)





**2025-26 Penn St. Men's Basketball**  
**Points-rebounds-assists**  
**All games**

Page 1/1  
as of Jan 10, 2026

Opponent	Date	Score	1	3	4	5	7	9	10	11	16	21	22
			BLACKWOOD, J	JURIC, IVAN	MINGO, KAYD	DILIONE V,	STEWART, DO	TUNCA, MELI	REED, JOSH	RICE, ELI	MIRTIC, TIB	HOUSER, JUS	CIANI, SASA
Fairfield	11/03/2025	76-68 W	0-1-1	13-4-0	15-5-2	3-1-3	7-2-0	19-4-6	0-1-0	10-5-0	6-11-1	DNP	3-4-0
at New Haven	11/08/2025	87-43 W	2-3-0	4-0-1	16-6-6	11-7-2	18-2-2	10-2-2	14-4-2	6-0-1	4-3-1	0-0-0	2-4-0
Navy	11/11/2025	80-71 W	0-0-0	9-1-0	16-7-4	19-3-2	8-4-1	13-2-3	11-6-0	3-0-0	0-4-1	DNP	1-3-1
vs La Salle	11/15/2025	83-69 W	0-0-0	11-6-2	14-4-7	16-3-3	9-3-0	20-2-4	7-1-2	2-0-1	4-2-1	DNP	0-1-1
Harvard	11/19/2025	84-80 W	DNP	7-9-0	24-2-3	13-2-2	3-1-0	10-2-6	14-5-0	5-1-0	6-0-1	DNP	2-3-0
vs Providence	11/22/2025	65-77 L	DNP	6-5-2	2-2-3	22-9-4	3-4-0	11-3-1	8-8-1	5-1-0	6-3-0	DNP	2-4-1
Boston U.	11/25/2025	96-87 W	DNP	15-3-1	14-4-4	8-2-2	8-0-0	16-4-4	17-8-1	11-1-2	5-1-0	DNP	2-2-1
Sacred Heart	11/29/2025	90-59 W	DNP	14-9-0	13-3-5	10-2-2	9-3-1	12-4-4	8-3-3	11-3-0	8-7-2	2-1-0	3-2-0
Campbell	12/02/2025	87-76 W	DNP	16-2-0	21-3-4	17-4-1	3-3-5	4-4-4	16-2-1	0-2-0	6-3-0	DNP	4-3-0
at Indiana	12/09/2025	72-113 L	4-1-0	2-1-0	19-2-2	14-3-1	4-0-0	13-2-1	5-1-0	6-0-0	0-3-2	0-2-0	5-2-0
Michigan St.	12/13/2025	72-76 L	0-1-0	10-5-0	11-7-8	23-1-3	0-1-1	5-1-0	4-6-1	9-1-0	6-2-1	DNP	4-1-0
vs Pittsburgh	12/21/2025	46-80 L	0-2-0	0-3-0	9-5-5	23-6-1	0-0-0	0-1-1	9-2-0	0-1-0	0-6-0	5-0-0	0-1-0
N.C. Central	12/29/2025	90-67 W	6-1-0	2-1-1	19-3-5	10-2-5	11-0-1	10-3-4	5-3-4	18-2-0	2-2-0	0-0-0	7-5-0
Illinois	01/03/2026	65-73 L	5-3-0	8-3-0	16-2-5	9-4-2	3-3-3	5-3-1	0-2-0	11-4-0	2-1-0	DNP	6-4-0
Michigan	01/06/2026	72-74 L	2-3-0	20-4-1	DNP	17-6-4	3-6-1	5-3-2	13-10-1	7-1-0	0-2-0	DNP	5-3-1
at Purdue	01/10/2026	85-93 L	9-3-3	9-10-0	DNP	25-2-5	3-3-3	14-3-3	8-1-2	11-4-0	DNP	DNP	6-1-0
Opponent	Date	Score	30										
			LOTITO, CHR										
Fairfield	11/03/2025	76-68 W	DNP										
at New Haven	11/08/2025	87-43 W	0-1-0										
Navy	11/11/2025	80-71 W	DNP										
vs La Salle	11/15/2025	83-69 W	DNP										
Harvard	11/19/2025	84-80 W	DNP										
vs Providence	11/22/2025	65-77 L	DNP										
Boston U.	11/25/2025	96-87 W	DNP										
Sacred Heart	11/29/2025	90-59 W	0-0-0										
Campbell	12/02/2025	87-76 W	DNP										
at Indiana	12/09/2025	72-113 L	DNP										
Michigan St.	12/13/2025	72-76 L	DNP										
vs Pittsburgh	12/21/2025	46-80 L	DNP										
N.C. Central	12/29/2025	90-67 W	0-0-0										
Illinois	01/03/2026	65-73 L	DNP										
Michigan	01/06/2026	72-74 L	DNP										
at Purdue	01/10/2026	85-93 L	DNP										



## 2025-26 Penn St. Men's Basketball Combined Team Statistics In Conference games

Page 1/1  
as of Jan 10, 2026

### Game Records

Record	Overall	Home	Away	Neutral
ALL GAMES	0-5	0-3	0-2	0-0
CONFERENCE	0-5	0-3	0-2	0-0
NON-CONFERENCE	0-0	0-0	0-0	0-0

### Score by Periods

Team	1st	2nd	OT	TOT
Penn St.	166	200	0	366
Opponents	219	210	0	429

### Team Box Score

Team Box Score					Total		3-Point		F-Throw		Rebounds												
No.	Player																						
		GP-GS	MIN	AVG	FG-FGA	FG%	3FG-3FGA	3FG%	FT-FTA	FT%	OFF	DEF	TOT	AVG	PF	DQ	A	TO	BLK	STL	PTS	AVG	
5	DILIONE V, Freddie	5-3	149:50	30.0	34-71	.479	10-31	.323	10-14	.714	4	12	16	3.2	8	0	15	9	1	7	88	17.6	
4	MINGO, Kayden	3-3	92:29	30.8	16-36	.444	3-13	.231	11-13	.846	2	9	11	3.7	11	0	15	5	0	8	46	15.3	
3	JURIC, Ivan	5-5	132:17	26.5	16-40	.400	6-19	.316	11-15	.733	6	17	23	4.6	12	0	1	6	1	3	49	9.8	
11	RICE, Eli	5-3	122:10	24.4	15-36	.417	9-21	.429	5-6	.833	1	9	10	2.0	11	0	0	4	2	4	44	8.8	
9	TUNCA, Melih	5-2	102:56	20.6	16-41	.390	6-15	.400	4-5	.800	3	9	12	2.4	5	0	7	6	0	1	42	8.4	
10	REED, Josh	5-4	115:22	23.1	10-22	.455	3-12	.250	7-8	.875	9	11	20	4.0	11	0	4	6	0	2	30	6.0	
22	CIANI, Sasa	5-0	67:48	13.6	10-18	.556	0-3	.000	6-10	.600	4	7	11	2.2	8	0	1	2	1	1	26	5.2	
1	BLACKWOOD, Mason	5-0	64:15	12.9	9-16	.563	2-8	.250	0-0	.000	3	8	11	2.2	9	0	3	0	0	2	20	4.0	
7	STEWART, Dominick	5-4	96:53	19.4	3-22	.136	2-17	.118	5-5	1.000	5	8	13	2.6	16	1	8	3	1	0	13	2.6	
16	MIRTIC, Tibor	4-1	52:27	13.1	4-10	.400	0-1	.000	0-2	.000	5	3	8	2.0	6	0	3	5	0	4	8	2.0	
21	HOUSER, Justin	1-0	03:33	3.6	0-1	.000	0-0	.000	0-0	.000	0	2	2	2.0	1	0	0	0	0	0	0	0.0	
Team											9	10	19					4					
Total		5	1000		133-313	.425	41-140	.293	59-78	.756	51	105	156	31.2	98	1	57	50	6	32	366	73.2	
Opponents		5	1000		152-292	.521	52-132	.394	73-97	.753	43	137	180	36.0	80	1	93	52	18	28	429	85.8	

### Team Statistics

	PSU	OPP
<b>Scoring</b>	<b>366</b>	<b>429</b>
Points per game	73.2	85.8
Scoring margin	-12.6	-
<b>Field goals-att</b>	<b>133-313</b>	<b>152-292</b>
Field goal pct	.425	.521
<b>3 point fg-att</b>	<b>41-140</b>	<b>52-132</b>
3-point FG pct	.293	.394
3-pt FG made per game	8.2	10.4
<b>Free throws-att</b>	<b>59-78</b>	<b>73-97</b>
Free throw pct	.756	.753
F-Throws made per game	11.8	14.6
<b>Rebounds</b>	<b>156</b>	<b>180</b>
Rebounds per game	31.2	36.0
Rebounding margin	-4.8	-
<b>Assists</b>	<b>57</b>	<b>93</b>
Assists per game	11.4	18.6
<b>Turnovers</b>	<b>50</b>	<b>52</b>
Turnovers per game	10.0	10.4
Turnover margin	+0.4	-
Assist/turnover ratio	1.1	1.8
<b>Steals</b>	<b>32</b>	<b>28</b>
Steals per game	6.4	5.6
<b>Blocks</b>	<b>6</b>	<b>18</b>
Blocks per game	1.2	3.6
<b>Winning streak</b>	<b>0</b>	<b>-</b>
Home win streak	0	-
<b>Attendance</b>	<b>17268</b>	<b>32098</b>
Home games-Avg/Game	3-5756	2-16049
Neutral site-Avg/Game	-	0-0

### Team Results

Date	Opponent		Score	Att.
12/09/2025	at Indiana	L	72-113	17222
12/13/2025	Michigan St.	L	72-76	7091
01/03/2026	Illinois	L	65-73	4686
01/06/2026	Michigan	L	72-74	5491
01/10/2026	at Purdue	L	85-93	14876



## 2025-26 Penn St. Men's Basketball Combined Team Statistics All games

Page 1/1  
as of Jan 10, 2026

### Game Records

Record	Overall	Home	Away	Neutral
ALL GAMES	9-7	7-3	1-2	1-2
CONFERENCE	0-5	0-3	0-2	0-0
NON-CONFERENCE	9-2	7-0	1-0	1-2

### Score by Periods

Team	1st	2nd	OT	TOT
Penn St.	590	660	0	1250
Opponents	575	631	0	1206

### Team Box Score

					Total		3-Point		F-Throw		Rebounds													
No.	Player	GP-GS	MIN	AVG	FG-FGA	FG%	3FG-3FGA	3FG%	FT-FTA	FT%	OFF	DEF	TOT	AVG	PF	DQ	A	TO	BLK	STL	PTS	AVG		
5	DILIONE V, Freddie	16-4	447:52	28.0	92-190	.484	24-71	.338	32-40	.800	17	40	57	3.6	20	0	42	20	2	19	240	15.0		
4	MINGO, Kayden	14-14	421:31	30.1	80-165	.485	12-51	.235	37-49	.755	9	46	55	3.9	25	0	63	21	1	35	209	14.9		
9	TUNCA, Melih	16-11	405:05	25.3	59-122	.484	16-39	.410	33-45	.733	9	34	43	2.7	19	1	46	27	4	14	167	10.4		
3	JURIC, Ivan	16-12	392:33	24.5	51-91	.560	10-30	.333	34-54	.630	20	46	66	4.1	38	0	8	19	4	6	146	9.1		
10	REED, Josh	16-15	381:22	23.8	46-98	.469	11-41	.268	36-41	.878	21	42	63	3.9	24	0	18	14	1	17	139	8.7		
11	RICE, Eli	16-11	301:58	18.9	36-82	.439	25-54	.463	18-20	.900	5	21	26	1.6	25	0	4	11	3	10	115	7.2		
7	STEWART, Dominick	16-8	298:38	18.7	29-83	.349	21-60	.350	13-21	.619	10	25	35	2.2	33	1	18	9	4	11	92	5.8		
16	MIRTIC, Tibor	15-1	212:09	14.1	25-47	.532	1-3	.333	4-13	.308	22	28	50	3.3	23	0	10	11	1	8	55	3.7		
22	CIANI, Sasa	16-4	196:04	12.3	19-45	.422	1-4	.250	13-19	.684	15	28	43	2.7	20	0	5	9	4	2	52	3.3		
1	BLACKWOOD, Mason	11-0	113:30	10.3	13-27	.481	2-13	.154	0-0	.000	5	13	18	1.6	13	0	4	1	0	3	28	2.5		
21	HOUSER, Justin	5-0	24:41	4.9	2-5	.400	1-2	.500	2-3	.667	1	2	3	0.6	5	0	0	0	1	0	7	1.4		
30	LOTITO, Chris	3-0	04:38	1.5	0-0	.000	0-0	.000	0-0	.000	1	0	1	0.3	2	0	0	1	0	0	0	0.0		
Team											23	23	46					4						
Total		16	3200		452-955	.473	124-368	.337	222-305	.728	158	348	506	31.6	247	2	218	147	25	125	1250	78.1		
Opponents		16	3200		444-921	.482	143-397	.360	175-234	.748	146	384	530	33.1	278	4	255	211	51	86	1206	75.4		

### Team Statistics

	PSU	OPP
<b>Scoring</b>	<b>1250</b>	<b>1206</b>
Points per game	78.1	75.4
Scoring margin	+2.8	-
<b>Field goals-att</b>	<b>452-955</b>	<b>444-921</b>
Field goal pct	.473	.482
<b>3 point fg-att</b>	<b>124-368</b>	<b>143-397</b>
3-point FG pct	.337	.360
3-pt FG made per game	7.8	8.9
<b>Free throws-att</b>	<b>222-305</b>	<b>175-234</b>
Free throw pct	.728	.748
F-Throws made per game	13.9	10.9
<b>Rebounds</b>	<b>506</b>	<b>530</b>
Rebounds per game	31.6	33.1
Rebounding margin	-1.5	-
<b>Assists</b>	<b>218</b>	<b>255</b>
Assists per game	13.6	15.9
<b>Turnovers</b>	<b>147</b>	<b>211</b>
Turnovers per game	9.2	13.2
Turnover margin	+4.0	-
Assist/turnover ratio	1.5	1.2
<b>Steals</b>	<b>125</b>	<b>86</b>
Steals per game	7.8	5.4
<b>Blocks</b>	<b>25</b>	<b>51</b>
Blocks per game	1.6	3.2
<b>Winning streak</b>	<b>0</b>	<b>-</b>
Home win streak	0	-
<b>Attendance</b>	<b>54846</b>	<b>33185</b>
Home games-Avg/Game	10-5485	3-11062
Neutral site-Avg/Game	-	3-4882

### Team Results

Date	Opponent		Score	Att.
11/03/2025	Fairfield	W	76-68	5547
11/08/2025	at New Haven	W	87-43	1087
11/11/2025	Navy	W	80-71	5772
11/15/2025	vs La Salle	W	83-69	0
11/19/2025	Harvard	W	84-80	5708
11/22/2025	vs Providence	L	65-77	6456
11/25/2025	Boston U.	W	96-87	4424
11/29/2025	Sacred Heart	W	90-59	4703
12/02/2025	Campbell	W	87-76	6139
12/09/2025	at Indiana	L	72-113	17222
12/13/2025	Michigan St.	L	72-76	7091
12/21/2025	vs Pittsburgh	L	46-80	8191
12/29/2025	N.C. Central	W	90-67	5285
01/03/2026	Illinois	L	65-73	4686
01/06/2026	Michigan	L	72-74	5491
01/10/2026	at Purdue	L	85-93	14876





WE ARE  
PENN STATE  
BASKETBALL

# MEN'S BASKETBALL ROSTER




**1 MASON BLACKWOOD**

FR | F | 6-7  
ROCHESTER, NY



**3 IVAN JURIC**

EE-vahn YOO-ritch  
FR | F | 7-0  
ZAGREB, CROATIA



**4 KAYDEN MINGO**

FR | G | 6-3  
FARMINGDALE, NY



**5 FREDDIE DILIONE V**

DILL-ee-ON  
RS-JR | G | 6-5  
FAYETTEVILLE, NC  
TENNESSEE



**7 DOMINICK STEWART**

SO | G | 6-5  
OCEAN SPRINGS, MS




**9 MELIH TUNCA**

MELL-ee TOON-jah  
FR | G | 6-5  
ISTANBUL, TURKEY



**10 JOSH REED**

SR | F | 6-8  
ATLANTA, GA  
CINCINNATI



**11 ELI RICE**

RS-SO | G | 6-8  
GALLATIN, TN  
NEBRASKA



**12 REGGIE GRODIN**

GROW-din  
FR | G | 6-5  
LARCHMONT, NY



**16 TIBOR MIRTIC**

TEE-boar MEER-tich  
FR | F | 6-9  
LJUBLJANA, SLOVENIA



**21 JUSTIN HOUSER**

FR | F | 7-0  
CAMP HILL, PA



**22 SAŠA CIANI**

SAH-shuh CHEE-ah-nee  
JR | F | 6-10  
NOVA GORICA, SLOVENIA  
UIC | XAVIER



**30 CHRIS LOTITO**

FR | F | 6-7  
UPPER SADDLE RIVER, NJ

# MEN'S BASKETBALL STAFF



**MIKE RHOADES**

HEAD COACH



**JAMAL BRUNT**

ASSOC. HEAD COACH



**BRENT SCOTT**

ASST. COACH



**TALOR BATTLE**

ASST. COACH



**JOE CRISPIN**

ASST. COACH



**CLAY CONNER**

ASST. COACH



**SCOTT PERA**

GENERAL MANAGER



**TIANA MYERS RICH**

CHIEF OF STAFF



**PATRICK DORNEY**

DIRECTOR OF  
OPERATIONS



**JAKE SZZECINA**

VIDEO COORDINATOR