



# UCLA FOOTBALL

UCLA Athletic Communications / J.D. Morgan Center /  
325 Westwood Plaza / Los Angeles, CA 90095

## Football Contacts:

Andrew Sinatra / [asinatra@athletics.ucla.edu](mailto:asinatra@athletics.ucla.edu) / c: (310) 613-7389

Andrew Wagner / [awagner@athletics.ucla.edu](mailto:awagner@athletics.ucla.edu) / c: (818) 437-3160

Vinny Lavalisiti / [vlavalisiti@athletics.ucla.edu](mailto:vlavalisiti@athletics.ucla.edu) / c: (209) 781-6810

## STATISTICAL LEADERS

Category	Player	Mark
Passing Yards	Nico Iamaleava	788
Passing TDs	Nico Iamaleava	4
Rushing Yards	Nico Iamaleava	204
Rushing TDs	Nico Iamaleava	1
Receiving Yards	Kwazi Gilmer	25
Receiving TDs	Fox-Flores/Mokiao-Atimalala/Woods/Gilmer	1
Total Tackles	JonJon Vaughns	47
Sacks	Anthony Jones	1.5
Tackles for Loss	Anthony Jones	2.5
Interceptions	N/A	N/A

## 2025 SCHEDULE

### August

Sat. 30 Utah FOX L, 10-43

### September

Sat. 6 at UNLV CBSSN L, 23-30

Fri. 12 New Mexico BTN L, 10-35

Sat. 27 at Northwestern \* BTN L, 14-17

### October

Sat. 4 (7) Penn State \* CBS 12:30 p.m.

Sat. 11 at Michigan State \* BTN 9 a.m.

Sat. 18 Maryland \* TBD TBD

Sat. 25 at (8) Indiana \* TBD TBD

### November

Sat. 8 Nebraska \* TBD TBD

Sat. 15 at (1) Ohio State \* TBD TBD

Sat. 22 Washington \* TBD TBD

Sat. 29 at USC \* TBD TBD

\* Big Ten Conference games  
ranking in parentheses indicate that week's AP Top 25 poll  
game times listed are Pacific

## UCLA ON THE AIR



For the first time in 19 years, UCLA football will be broadcast on a new radio station, appearing exclusively on 790 KABC for the 2025 season. The UCLA Department of Athletics announced the new multi-year agreement on Aug. 21, 2025.

KABC-AM 790 becomes the new official radio broadcast home for the UCLA football program, serving all of Southern California with its powerful 6,600-watt signal. With the move to KABC-AM 790, the Bruins will be the primary sports team on the radio station, signaling a departure from sharing the airwaves with other major professional teams in the Los Angeles region.

All games will be produced by JMI Sports, UCLA's corporate and media rights holder. KABC-AM 790 serves as the flagship station of UCLA Bruins Audio Network. Broadcasts are also available on Sirius XM and through the TuneIn App which can be downloaded from the App Store.

Josh Lewin returns as the voice of the Bruins for his 10th season. Former Bruin quarterback Matt Stevens (1983-86) is set to begin his 29th year on the broadcast team and his 23rd as the analyst in the booth after being welcomed into the SoCal Sports Broadcasters Hall of Fame in 2019. Another Bruin signal caller, Wayne Cook (1991-94) is in his 24th season as the sideline reporter.

## UCLA (0-4, 0-1 Big Ten) vs. No. 7 Penn State (3-1, 0-1 Big Ten)

Saturday, Oct. 4, 2025 – 12:30 p.m. (PT)  
Pasadena, Calif. (Rose Bowl Stadium)

### GAME INFORMATION

Venue: Rose Bowl Stadium

Kickoff Time: 12:40 p.m.

Television: CBS

TV Talent: Brad Nessler (play-by-play),

Gary Danielson (analyst), Jenny Dell (sideline)

Local Radio (UCLA Bruins Audio Network): AM790

Local Radio Talent: Josh Lewin (play-by-play), Matt Stevens (analyst)

Wayne Cook (sideline), Nick Koop (pre/post-game host)

SiriusXM/SXM App: Ch. 161 or 201



vs.



3-1, 0-1 Big Ten

0-4, 0-1 Big Ten

All-Time Series: UCLA leads, 4-3

UCLA is hosting Penn State for the first time since 1968  
(first-ever meeting between the two at the Rose Bowl)

### THE MATCHUP

The UCLA football team hosts Penn State at the Rose Bowl in Pasadena, Calif. for the first time on Saturday, Oct. 4. Kickoff between the Bruins (0-4, 0-1 Big Ten) and Nittany Lions (3-1, 0-1 Big Ten) is scheduled for 12:30 p.m. (PT) on CBS with announcers Brad Nessler, Gary Danielson and Jenny Dell on the call. Fans in the greater Los Angeles region can listen live on AM 790, the new home of the UCLA Bruins Audio Network.

### LAST TIME OUT

UCLA dropped a 17-14 decision to Northwestern at Martin Stadium in Evanston, Ill. on Saturday, Sept. 27. The Bruins had rallied back from a 17-0 deficit but were unable to pull into field goal position, down 17-14, on their final two offensive drives late in the fourth quarter. Down 17-6, the Bruins cut Northwestern's cushion to 17-14 with a touchdown, capping a four-play and 80-yard drive at the 6:19 mark in the fourth quarter. Bruins' quarterback Nico Iamaleava connected on a 29-yard touchdown pass to wide receiver Kwazi Gilmer, before UCLA scored on a two-point conversion. Iamaleava finished Saturday's Big Ten contest having completed 19 of 27 pass attempts for 180 yards and one touchdown. The Bruins' signal-caller had 14 carries on the ground for 65 rushing yards, finishing the contest as UCLA's leading rusher.

### KEY NOTES ON UCLA

- Quarterback Nico Iamaleava has averaged 197.0 passing yards per game on 81-of-124 passing (65.3%), including four touchdowns, over the first four starts of his UCLA career. He has led the Bruins in rushing yards in three of their first four contests of the season (204 total rushing yards).
- UCLA has allowed just 267 passing yards combined over its last two games (152 vs. New Mexico, 117 at Northwestern). It's the second-fewest passing yards allowed by the Bruins over a two-game stretch since 2018; UCLA allowed just 259 passing yards combined against N.C. Central (142) and Utah (117) during the 2023 campaign.
- Linebackers Isaiah Chisom (11.8) and JonJon Vaughns (10.5) rank third and seventh in the FBS in total tackles per game, respectively. The pair also ranks 1-2 in the Big Ten in total tackles per game. Vaughns has recorded the first four double-digit tackle performances of his career to begin his final campaign in Westwood.
- Wide receiver Kwazi Gilmer hauled in his first touchdown of the season on a 29-yard strike from N. Iamaleava in the fourth quarter of UCLA's 17-14 loss at Northwestern (Sept. 27). Gilmer has now recorded a catch in 13 straight games.
- Junior kicker Mateen Bhaghani is 7-for-7 on his field goal attempts this season and is 2-for-2 from 40-plus yard out. Bhaghani has made 11 attempts in a row; his last miss came in the fourth quarter of Game 10 at Washington last season.
- True freshman Noah Fox-Flores recorded the first catch and touchdown of his career on a four-yard pass from Nico Iamaleava at the 7:48 mark in the third quarter at UNLV (Sept. 6). Fox-Flores is the first UCLA true freshman tight end to record a touchdown since Thomas Duarte in 2013.
- Running back Anthony Woods scored UCLA's first touchdown of the season on a 19-yard reception versus Utah in the second quarter during his Bruins debut. The score marked the second receiving touchdown of Woods' career and first since 2023 as a sophomore at Idaho. Woods finished the game with a team-high and career-high 48 receiving yards.
- UCLA's 2025 roster lists 59 new names (37 transfers, 22 true freshmen) for its most since at least the 2012 season. Of the Bruins' 22 starters on the offensive and defensive sides of the ball against Utah, nine of them were incoming transfers.
- The Bruins' offseason was highlighted by the transfer portal addition of redshirt sophomore quarterback Nico Iamaleava, who spent the previous two seasons at Tennessee. The Long Beach, Calif. native returns home after leading the Volunteers to an 11-3 record as the starting quarterback and a College Football Playoff (CFP) appearance in 2024. Iamaleava finished last season completing 213-of-334 passes (63.8%) for 2,616 yards (201.2 yards per game) and 19 touchdowns with five interceptions. Iamaleava ranked second in the Southeastern Conference with six 50-plus-yard completions last season.
- N. Iamaleava was tabbed to five preseason watch lists in anticipation of his first game as a Bruin: Maxwell Award, Walter Camp Player of the Year, Davey O'Brien Quarterback of the Year, Johnny Unitas Golden Arm Award and Polynesian Player of the Year.

### COACHING CHANGE

Tim Skipper will serve as UCLA's interim head coach for the remainder of the 2025 season after DeShaun Foster was relieved of his head coaching duties on Sept. 14, 2025. Skipper previously served as the special assistant to the head coach under Foster earlier this season.

Last season, Skipper became Fresno State's interim head coach in July of 2024 and guided the Bulldogs to a 6-7 record and a bowl appearance. Skipper was also the acting head coach for Fresno State at the 2023 New Mexico Bowl, which the Bulldogs won over New Mexico State, 37-10. Skipper's previous coaching experience includes stints as defensive coordinator, most recently at UNLV from 2018-19, and assistant head coach responsibilities at Colorado State, Central Michigan and Fresno State. He also coached running backs at Florida from 2015-16 and linebackers from 2017-18.

UCLA's ALL-TIME RESULTS VS. PENN STATE

Overall Record -- 4-3  
Record in Los Angeles -- 2-1  
Record at Rose Bowl Stadium -- 0-0  
Record at Coliseum -- 2-1  
Record at Beaver Stadium -- 2-2

Year	Result	Site	UCLA RK	PSU RK
2024	L, 11-27	A	-	7
1968	L, 6-21	H	-	3
1967	W, 17-15	A	3	-
1966	W, 49-11	H	4	-
1965	W, 24-22	A	-	-
1964	W, 21-14	H	-	-
1963	L, 14-17	A	-	-

ranking indicates that week's AP Top 25 poll

MOST RECENT MEETING

No. 7 Penn State 27, UCLA 11  
Oct. 5, 2024 - Beaver Stadium (University Park, Pa.)

UCLA dropped a 27-11 decision at Penn State last fall in the first-ever Big Ten meeting between the two programs. It was also the first UCLA-Penn State meeting since 1968.

The Bruins trailed 14-3 at halftime, and found the end zone in the game's final minute to get within two scores.

UCLA linebacker Carson Schwesinger totaled a then-career-best 15 tackles against Penn State, including six solo tackles and one-half tackle for loss. Edge rusher Oluwafemi Oladejo had 10 total tackles, one quarterback sack and two tackles for loss (TFL).

Mateen Bhaghani added a 25-yard field goal late in the second quarter to account for the rest of UCLA's scoring.

UCLA starting QB Ethan Garbers missed the contest due to injury, with backup Justyn Martin completing 22-of-30 passes for 167 yards and a touchdown. Jalen Berger paced the Bruins on the ground with 38 yards on nine touches.

For Penn State, QB Drew Allar threw for 237 yards on 17-for-24 passing with a touchdown and no interceptions. Kaytron Allen led all players with 83 rushing yards on 21 attempts. Liam Clifford needed just three catches to get over the century mark in receiving (107 yards).

2025 BIG TEN CONFERENCE STANDINGS

Team (AP RK)	Big Ten	Overall	PF	PA
1. Indiana	2-0	5-0	239	48
Oregon	2-0	5-0	233	61
3. Maryland	1-0	4-0	130	43
Michigan	1-0	3-1	140	71
Minnesota	1-0	3-1	134	65
Ohio State	1-0	4-0	145	22
7. USC	2-1	4-1	242	115
8. Illinois	1-1	4-1	179	117
Iowa	1-1	3-2	147	78
Northwestern	1-1	2-2	76	78
11. Michigan State	0-1	3-1	137	115
Nebraska	0-1	3-1	174	54
Penn State	0-1	3-1	156	47
Purdue	0-1	2-2	112	106
UCLA	0-1	0-4	57	125
Washington	0-1	3-1	173	79
Wisconsin	0-1	2-2	83	75
18. Rutgers	0-2	3-2	195	127

UPCOMING BIG TEN GAMES

Saturday, Oct. 4

Wisconsin at Michigan (FOX) - 9 a.m.  
Illinois at Purdue (BTN) - 9 a.m.  
Penn State at UCLA (CBS) - 12:30 p.m.  
ULM at Northwestern (BTN) - 12:30 p.m.  
Washington at Maryland (BTN) - 12:30 p.m.  
Michigan State at Nebraska (FS1) - 1 p.m.  
Minnesota at Ohio State (NBC) - 4:30 p.m.

Game times listed are Pacific.

STATISTICS COMPARISON

Category	UCLA	FBS RK	B1G RK	PSU	FBS RK	B1G RK
3rd Down Conversion Pct.	.306	125	18	.392	73	16
3rd Down Conversion Pct. Defense	.580	134	18	.344	44	8
Completion Percentage	.643	63	12	.637	68	13
Kickoff Return Defense	12.20	9	4	20.50	80	16
Kickoff Returns	18.00	95	14	30.75	10	3
Net Punting	41.36	46	8	43.00	27	5
Passes Had Intercepted	3	48	12	2	25	9
Passes Intercepted	0	N/A	N/A	4	34	6
Passing Offense	197.0	97	15	217.0	79	13
Passing Yards Allowed	169.0	26	8	154.5	17	5
Punt Return Defense	-0.20	9	3	5.67	56	11
Punt Returns	1.00	128	16	7.45	85	13
Red Zone Defense	.833	66	9	.667	10	4
Red Zone Offense	1.000	1	1	.947	24	1
Rushing Defense	232.8	131	18	119.5	46	11
Rushing Offense	124.3	105	15	180.0	53	8
Sacks Allowed	2.25	94	11	1.25	34	7
Scoring Defense	31.3	118	18	11.8	10	4
Scoring Offense	14.3	132	18	39.0	18	6
Team Passing Efficiency	122.53	104	15	137.91	71	12
Team Passing Efficiency Defense	174.61	133	18	109.51	26	6
Team Sacks	1.00	125	18	2.25	55	11
Team Tackles for Loss	3.0	133	18	7.5	19	5
Time of Possession	25:45	130	18	28:27	101	17
Total Defense	401.8	106	18	274.0	19	7
Total Offense	321.3	117	18	397.0	66	10
Turnover Margin	-0.50	98	15	1.25	8	2
Turnovers Gained	2	124	16	7	33	6
Turnovers Lost	4	27	10	2	9	3

TOP-25-RANKED BRUINS

Player	Category	Mark	FBS RK	B1G RK
Mateen Bhaghani	Field Goal Percentage	1.000	1	1
	Field Goals Per Game	1.75	17	4
Isaiah Chisom	Total Tackles Per Game	11.8	3	1
JonJon Vaughns	Total Tackles Per Game	10.5	7	2

UNDER CENTER

- Redshirt sophomore Nico lamaleava accounted for 314 yards of total offense (255 passing, 59 rushing) and two touchdowns in UCLA's loss at UNLV (Sept. 6). The performance marked lamaleava's third career game, and first at UCLA, with 300-plus yards of total offense. With 8:50 remaining in the fourth quarter, lamaleava rushed for a 30-yard touchdown – the second longest scoring run of his career – to cut UNLV's lead to 30-20.
- Most recently, N. lamaleava completed 19-of-27 passes for 180 yards and a touchdown in UCLA's 17-14 setback at Northwestern (Sept. 27). lamaleava led UCLA in rushing for a third time this season with 65 yards, which tied a career high. lamaleava also tied his career-long rush with a 32-yard tote in the third quarter to set up a Bruins' field goal. lamaleava also completed his longest TD pass of the season with a 29-yard strike to Kwazi Gilmer midway through the fourth quarter.
- N. lamaleava completed 22-of-34 passes for 217 yards and one touchdown and one interception in UCLA's 35-10 loss to New Mexico (Sept. 12). lamaleava connected with wide receiver Mikey Matthews on a 32-yard strike in the second quarter for his longest completion of the season, which set up a touchdown drive.
- N. lamaleava completed 11-of-22 passes for 136 yards with one touchdown and one interception in his UCLA debut versus Utah (Aug. 30). lamaleava's first score as a Bruin came in the second quarter when he connected with running back Anthony Woods for a 19-yard touchdown pass. lamaleava also totaled a team-high 47 rushing yards.
- N. lamaleava officially signed with UCLA out of the transfer portal on April 20 after spending the previous two seasons at Tennessee. The Long Beach, Calif. native returns home after leading the Volunteers to an 11-3 record as the starting quarterback and a College Football Playoff (CFP) appearance in 2024.
- N. lamaleava was named to five 2025 preseason watch lists in anticipation of his first game in a Bruins uniform: Maxwell Award, Walter Camp Player of the Year, Davey O'Brien Quarterback of the Year, Johnny Unitas Golden Arm Award and Polynesian Player of the Year.
- N. lamaleava finished last season completing 213-of-334 passes (63.8%) for 2,616 yards (201.2 yards per game) and 19 touchdowns with five interceptions. He totaled 299-plus yards of total offense in three contests against UT-Chattanooga (320), Kentucky (306) and Vanderbilt (299).
- Of Samoan descent, N. lamaleava was tabbed as a 2024 Polynesian College Football Player of the Year Finalist during his breakout redshirt freshman season. Also on the awards circuit, lamaleava hauled in four SEC Freshman of the Week awards.
- N. lamaleava became the first Tennessee freshman to lead the program to 10 regular season wins and the first Tennessee quarterback, regardless of class, to win 10 games since Casey Clausen in 2003.
- N. lamaleava ranked second in the Southeastern Conference with six 50-plus-yard completions last season. He posted a career-long completion of 86 yards in the final week of the 2024 season at Vanderbilt.
- N. lamaleava accounted for a career-high 314 yards through the air on 22-of-28 passing with three touchdowns – all coming in the first half – in Tennessee's 2024 season opener versus UT-Chattanooga. His 314 yards broke the program record for passing yards in a half and marked the fourth total 300-yard performance by a Volunteers quarterback.

continued on next page

continued from previous page

- N. lamaleava tossed a career-high four passing touchdowns on two occasions last season in Weeks 11 (UTEP) and 12 (Vanderbilt). He threw for multiple touchdowns in five games in his Tennessee career, all of which came in 2024.
- N. lamaleava entered 2025 having totaled 2,930 passing yards and 21 touchdowns on 241-of-379 passing (64.0%) over his 18 games at Tennessee.
- N. lamaleava was thrust into his first career start as a true freshman versus Iowa in the Citrus Bowl on Jan. 1, 2024, leading Tennessee to a 35-0 shutout victory in which he was named MVP. He accounted for 178 yards of total offense and four touchdowns (three rushing, one passing) against Iowa's staunch defense.
- N. lamaleava, a graduate of Warren High School in Downey, Calif., was listed as the No. 1 overall player in the Class of 2023 by On3 and No. 2 overall by Rivals and 247Sports. He was honored as the 2022 Polynesian High School Player of the Year after leading Warren to a 9-2 record and CIF-SS Division II playoff appearance in the final season of his prep career.
- Nico shares the QB room with his younger brother, Madden lamaleava, who joined the Bruins out of the transfer portal as a true freshman from Arkansas.
- There are six total members of UCLA's quarterbacks group, including returners Luke Duncan and Henry Hasselbeck.
- Redshirt senior Ethan Garbers started 11 of 12 games last season as UCLA's primary quarterback. Garbers totaled 2,727 passing yards on 235-of-363 attempts (64.7%) and 16 touchdowns in his final college campaign. He averaged 247.9 yards per game over his 11 contests (missed Week 5 at Penn State) and finished the season ranked 21st in the FBS with 21.36 completions per game, which was good for third in the Big Ten.

## BRUIN BALL CARRIERS

- Four different Bruins logged a 20-plus-yard rush during UCLA's 30-23 setback at UNLV (Sept. 6), marking the first time UCLA had accomplished that feat since Week 3 of the 2023 season in a 59-7 win over N.C. Central. That group included quarterback Nico lamaleava (30-yard TD run) and running backs Jaivian Thomas (32), Anthony Woods (20) and Jalen Berger (20).
- Redshirt junior Anthony Woods led UCLA in rushing for the first time this season with 64 yards on 10 carries (6.4 yards per carry) in the Bruins' 35-10 loss to New Mexico (Sept. 12). Woods recorded the Bruins' longest run of the season to date on a 33-yard tote to end the first half.
- Junior Jaivian Thomas led UCLA's running backs with 43 yards in UCLA's 30-23 loss at UNLV (Sept. 6). Thomas recorded his longest run of the season in that contest with a 32-yard dash on the Bruins' first drive.
- Woods scored UCLA's first touchdown of the season on a 19-yard reception in the second quarter versus Utah during his Bruins debut (Aug. 30). The score marked the second receiving touchdown of Woods' career and first since 2023 as a sophomore at Idaho. Woods finished the game with a team-high and career-high 48 receiving yards.
- Redshirt seniors Jalen Berger and Anthony Frias II are UCLA's only returning rushers who tallied a carry from last season.
- Berger and Thomas were both named to the 2025 Doak Walker Award Watch List, which is given annually to the top running back in the nation.
- Woods starred at Idaho (FCS) for two seasons (2022-23) prior to redshirting 2024 at Utah due to injury. Woods earned All-Big Sky Conference honors both seasons at Idaho, totaling 2,027 rushing yards and 19 touchdowns over his 24 games as a Vandal.
- Woods was named All-Big Sky First Team in his last season of competition in 2023. He finished his sophomore campaign with 1,155 rushing yards on 206 carries and 16 touchdowns. He posted six 100-yard rushing performances.
- Woods leads all student-athletes on UCLA's 2025 roster with eight career 100-yard performances (all at Idaho).
- Thomas, also known as "Jet", was California's leading rusher in 2024 with 626 yards and seven touchdowns on 100 carries (6.3 yards per carry), despite starting only three games.
- Thomas posted his first career 100-yard rushing performance versus San Diego State in 2024 with 169 yards on 17 attempts. Additionally, Thomas has recorded one multi-TD performance, coming against N.C. State last season.

continued on next page

## BRUINS ON THE 2025 HONOR ROLL

Julian Armella	Allstate Wuerffel Trophy Watch List (July 31)
Jalen Berger	Doak Walker Award Preseason Candidate (Aug. 5)
Mateen Bhaghani	Lou Groza Award Watch List (Aug. 1)
Garrett DiGiorgio	East-West Shrine Bowl 1000 Watch List (July 28)
	Senior Bowl Top 300 List (Aug. 20)
Jaivian Thomas	East-West Shrine Bowl 1000 Watch List (July 28)
	Doak Walker Award Preseason Candidate (Aug. 5)
Nico lamaleava	East-West Shrine Bowl 1000 Watch List (July 28)
	Maxwell Award Watch List (July 28)
	Walter Camp Player of the Year Watch List (Aug. 4)
	Davey O'Brien National Quarterback Award Preseason Watch List (Aug. 7)
	Polynesian College Football Player of the Year Watch List (Aug. 14)
	Senior Bowl Top 300 List (Aug. 20)
Titus Mokiao-Atimalala	Polynesian College Football Player of the Year Watch List (Aug. 14)
Gary Smith III	East-West Shrine Bowl 1000 Watch List (July 28)
	Comeback Player of the Year Watch List (Aug. 19)
	Senior Bowl Top 300 List (Aug. 20)
Siale Taupaki	East-West Shrine Bowl 1000 Watch List (July 28)
	Polynesian College Football Player of the Year Watch List (Aug. 14)
Reuben Unije	East-West Shrine Bowl 1000 Watch List (July 28)
Keanu Williams	Polynesian College Football Player of the Year Watch List (Aug. 14)

## MEDIA INFORMATION

**UCLA Athletic Communications**  
**J.D. Morgan Center, Suite 128**  
**325 Westwood Plaza, Los Angeles, CA 90095**

## Media Contacts

<i>Primary Football Contact</i>	Andrew Sinatra (9th season)
	asinatra@athletics.ucla.edu, (310) 613-7389
<i>Secondary Football Contact</i>	Andrew Wagner (3rd season)
	awagner@athletics.ucla.edu, (818) 437-3160
<i>Secondary Football Contact</i>	Vinny Lavalisiti (2nd season)
	vlavalisiti@athletics.ucla.edu, (209) 781-6810

## Media Availability

UCLA's media requests and all credential inquiries are coordinated through the university's Athletic Communications Office. Coach Skipper and selected student-athletes are available during the football season on designated dates. For details about UCLA's media availability and all interview requests, please reach out to all three contacts listed above.

## Credentials

Admission to the press box at Rose Bowl Stadium is through credential only. All credential requests should be made through the Athletic Communications office at least four days in advance. Media inquiries should be sent via email to all three contacts listed above.

## QUICK FACTS

### School Information

Founded	1919
Enrollment	46,676
Nickname	Bruins
Colors	Blue and Gold
Affiliation	NCAA Division I (FBS)
Conference	Big Ten
Chancellor	Dr. Julio Frenk
Director of Athletics	Martin Jarmond
Senior Woman Administrator	Dr. Christina Munger-Rivera
Faculty Representative	Dr. Michael Teitell
Athletic Dept. Phone	(310) 825-8699
Ticket Office Phone	(310) 825-2101

### Stadium Information

Home Stadium (capacity)	Rose Bowl Stadium (91,136)
Home Field Name	Spieker Field at the Rose Bowl
Stadium Location	Pasadena, Calif.
Year Built	1922
Surface	Natural Grass
First Year as Home	1982 Season
UCLA Record at Rose Bowl	176-91-2

### Football History

First Season	1919 (107th season in 2025)
All-Time Record	650-461-37
Bowl Game Selections	39
National Championships	1 (1954 [UPI Poll])
Conference Championships	17 (last 1998)
Longest Win Streak	20 games (1997-98)
NFL Draft Picks (1st Round)	343 (35)

### Team Information

2024 Record	5-7
2024 Big Ten Record (finish)	3-6 (T-12th)
2024 Home/Road	2-4/3-3
Offensive Starters Returning/Lost *	10/13
Defensive Starters Returning/Lost *	4/12
Special Teams Starters Returning/Lost *	2/4
Newcomers in 2025	59
Incoming Transfers in 2025	37
Incoming Freshmen in 2025	22

\* started at least one game last season



## BRUINS BY CLASS

**Redshirt Seniors (30):** OL Oluwafunto Akinshilo, DL Devin Aupiu, DL Kechaun Bennett, RB Jalen Berger, DL Jacob Busic, OL Conor Clyde, OL Garrett DiGiorgio, OL Courtland Ford, OL Anthony Frias II, TE Hudson Habermehl, DL Jalen Hargrove, OL Jaylan Jeffers, DB Jamier Johnson, DB Key Lawrence, OL Yutaka Mahe, OL Tautai Li'o Marks, WR Titus Mokiao-Atimalala, LB Ben Perry, K Cash Peterman, OL Richie Pinomi, OL Noah Puleali, DL Gary Smith III, WR Ezavier Staples, DL Michael Sullivan, DB Bryon Threats, OL Reuben Unije, LB JonJon Vaughns, OL Caleb Walker, DL Keanu Williams, WR Jaedon Wilson

**Seniors (3):** DL Nico Davillier, WR Jackson Meehan, WR Kyle Miller

**Redshirt Juniors (11):** LS Salem Abdul-Wahab, OL Julian Armella, DL Anthony Jones, WR Jadyen Marshall, TE Jack Pedersen, TE Jake Renda, DB Croix Stewart, DL Siale Taupaki, RB Anthony Woods, LB Jalen Woods, OL Sam Yoon

**Juniors (7):** OL K.D. Arnold, K Mateen Bhaghani, DB Scooter Jackson, DB Andre Jordan Jr., P Will Karoll, WR Mikey Matthews, RB Jaivian Thomas

**Redshirt Sophomores (20):** TE Peter Bario, DL Grant Buckey, RB Isaiah Carlson, LB Isaiah Chisom, QB Pierce Clarkson, DB Joshua Dixon, QB Luke Duncan, WR Rico Flores Jr., DL A.J. Fuimaono, QB Nico lamaleava, LB Ty Lee, LB Mone Malafu, DB Cole Martin, LB Wyatt Mosier, DB Rodrick Pleasant, DL Ashton Sanders, WR Carter Shaw, DB Robert Stafford III, DB Marquise Villahermosa, DB Aaron Williams

**Sophomores (1):** WR Kwazi Gilmer

**Redshirt Freshmen (14):** DB Brett Barry, DB Jamir Benjamin, OL Eugene Brooks, DB Kanye Clark, LS Morrow Evans, WR Karson Gordon, QB Henry Hasselbeck, RB Troy Leigber, LB Donavyn Pellot, LB Jacob Reis, WR Jalen Saint Paul, OL Jensen Somerville, OL Michael Sultemeier, WR Russell Weir

**Freshmen (23):** OL Garrison Blank, WR Jace Brown, DL Cole Cogshell, DB Chase Coleman, RB Karson Cox, TE Noah Fox-Flores, QB Colton Gumino, DL Lucien Holland, DB Jadyen Hudson, QB Madden lamaleava, DB Kuron Jabari Jr., DL Robert James III, OL Nehemiah Johnson, DB Zeke Johnson, P Lennox Miller, LS Halakilangi Muagututi'a, DL Tyler Partlow, WR Shane Rosenthal, TE Dylan Sims, WR Jonah Smith, LB Scott Taylor, LB Jewelous "JuJu" Walls, DB LaRue Zamorano III

## BRUIN TRANSFERS (52)

Name	Pos.	Grad.	Previous School
Salem Abdul-Wahab	LS		Northern Colorado
Julian Armella	OL		Florida State
K.D. Arnold	OL		Jacksonville State
Oluwafunto Akinshilo	OL	X	Iowa State
Devin Aupiu	DL	X	Notre Dame
Kechaun Bennett	DL	X	Michigan
Jalen Berger	RB	X	Michigan State
Mateen Bhaghani	K		California
Eugene Brooks	OL		Oklahoma
Jacob Busic	DL		Navy
Isaiah Chisom	LB		Oregon State
Pierce Clarkson	QB		Louisville
Conor Clyde	OL	X	Dayton
Nico Davillier	DL		Arkansas
Morrow Evans	LS		Ohio State
Rico Flores Jr.	WR		Notre Dame
Courtland Ford	OL	X	Kentucky
Anthony Frias II	RB	X	Kansas State
Jalen Hargrove	DL	X	Rice
Madden lamaleava	QB		Arkansas
Nico lamaleava	QB		Tennessee
Scooter Jackson	DB		Utah Tech
Jaylan Jeffers	OL	X	Oregon
Jamier Johnson	DB	X	Indiana
Anthony Jones	DL		Michigan State
Andre Jordan Jr.	DB		Oregon State
Will Karoll	P		Tulane
Key Lawrence	DB	X	Ole Miss
Cole Martin	DB		Arizona State
Tautai Li'o Marks	OL	X	Hawai'i
Mikey Matthews	WR		California
Jackson Meehan	WR		Santa Barbara CC
Kyle Miller	WR		Tennessee
Titus Mokiao-Atimalala	WR		UCF
Ben Perry	LB	X	Louisville
Cash Peterman	K	X	Arizona
Richie Pinomi	OL	X	Georgetown
Rodrick Pleasant	DB		Oregon
Jake Renda	TE	X	Pittsburgh
Jalen Saint Paul	WR		Oregon
Ashton Sanders	DL		Oklahoma
Gary Smith III	DL		Duke
Robert Stafford III	DB		Miami (FL)
Michael Sullivan	DL	X	American River College
Jaivian Thomas	RB		California
Bryon Threats	DB	X	UCF
Reuben Unije	OL	X	Louisville
Caleb Walker	OL	X	College of the Sequoias
Aaron Williams	DB		Louisville
Keanu Williams	DL	X	Oregon
Jaedon Wilson	WR	X	Arkansas
Anthony Woods	RB		Utah

*continued from previous page*

- Berger appeared in eight games as a reserve in his debut season at UCLA, totaling 178 yards on 48 carries (3.7 yards per carry). The Newark, N.J. native found the endzone twice as a receiver at Rutgers (Oct. 19) and Nebraska (Nov. 2), marking the second time in his career he had posted a score in back-to-back games. Berger's receiving touchdown in his home state of New Jersey marked his first score in a Bruins uniform and the first TD reception of his career.

- Berger has broken the 100-yard rushing mark three times, including a season-opening 16-carry, 120-yard performance against Western Michigan (Sept. 2) for Michigan State in 2022. He started 11 games for the Spartans that year.

- Berger entered the 2025 season with 1,343 rushing yards on 305 carries, including 10 touchdowns, over 32 career games at UCLA, Michigan State (2022-23) and Wisconsin (2020-21).

- Frias saw his most playing time as a Bruin in the 2024 season finale versus Fresno State (Nov. 30), rushing 13 times for 43 yards while catching two passes for 18 yards. He spent the previous two seasons as a reserve running back at Kansas State where he totaled 42 rushing yards on 13 carries.

- Running back T.J. Harden led UCLA with 536 rushing yards on 124 attempts (4.1 yards per carry) in 2024. Secondary backs Keegan Jones and Jalen Berger posted near-identical numbers with 188 yards on 47 attempts and 178 yards on 48 attempts, respectively. Quarterback Ethan Garbers ranked second on the team with 368 yards on the ground.

- UCLA's 211 rushing yards in last year's home victory over Iowa on Nov. 8 were a season high for 2024. The Bruins out-rushed the Hawkeyes by a margin of 211-80, despite Iowa entering the game ranked first in the Big Ten and 10th nationally in rushing offense. UCLA topped 100 rushing yards in two other contests in 2024: at Nebraska (139) and vs. USC (111).

## WIDEOUTS

- Sophomore Kwazi Gilmer tallied his first touchdown grab of the season on a 29-yard connection with N. lamaleava in the fourth quarter of UCLA's 17-14 loss at Northwestern (Sept. 27). The 29-yard catch was Gilmer's longest reception of the season. He finished with a team-high 51 receiving yards.

- Redshirt sophomore Rico Flores Jr. recorded a team-high four catches for 43 yards at Northwestern after missing 11 straight dating back to last season due to injury.

- Gilmer hauled in a career-high eight receptions for 87 yards in UCLA's loss at UNLV (Sept. 6). His 87 yards were one shy of his career high set at Nebraska last season (88). Two of those catches came on UCLA's final drive to help put the team at UNLV's 24 yard line and set up a scoring opportunity.

- Gilmer leads UCLA with 225 receiving yards and 19 catches (11.8 yards per catch) through the first four games of the season.

- Redshirt senior Titus Mokiao-Atimalala recorded the fourth touchdown of his career and first of the season in the second quarter versus New Mexico (Sept. 12). The score marked his first touchdown grab since Week 9 of the 2024 season versus Iowa on Nov. 8.

- Junior Mikey Matthews led UCLA in receiving yards for the first time this season with 67 yards on three catches (22.3 yards per catch) versus New Mexico. Matthews also recorded in the Bruins' longest reception of the season on a 32-yard connection with Nico lamaleava, which help set up a touchdown.

- Redshirt senior Ezavier Staples caught his first two passes of the season for 18 yards on back-to-back plays during UCLA's final drive at UNLV. The two receptions marked his first in 17 games played, last recording a catch at Stanford in 2023.

- Matthews caught his first two passes as a Bruin for 22 yards in UCLA's season opener versus Utah (Aug. 30).

- Gilmer led UCLA's wideouts with 31 receiving yards on three catches against Utah.

- UCLA has five returning wide receivers that saw game action during the 2024 season: sophomore Kwazi Gilmer, redshirt sophomores Rico Flores Jr. and Carter Shaw and redshirt seniors Titus Mokiao-Atimalala and Ezavier Staples.

- Gilmer led his position group with 31 receptions as a true freshman last season and ranked second among all UCLA wideouts with 345 receiving yards (trailed redshirt senior Logan Loya's 348 yards). Gilmer's two receiving touchdowns in 2024 are tied with running back Jalen Berger for the most among the Bruins' returners.

- Gilmer was named Big Ten Freshman of the Week after his most impactful game of last season at Nebraska (Nov. 2). The Sierra Canyon School product posted a season-high 88 receiving yards while reeling in his first career TD reception on a 48-yard grab.

- Gilmer recorded a catch in 10 straight games to close the 2024 season, marking the longest streak for a UCLA wide receiver that year.

- Mokiao-Atimalala entered his fifth season as a collegian with 675 career receiving yards on 55 catches (12.3 yards per catch), including three touchdowns.

- Mokiao-Atimalala set a career high in receptions (six) last season against USC on Nov. 23, 2024.

- Flores Jr. made three 20-plus-yard receptions over four games last season before his year was cut short due to injury. He caught two passes that went for 39 yards or more at Hawai'i (Aug. 31). His 39-yarder went for a touchdown.

- Matthews transferred to UCLA this past offseason from California where he posted 32 receptions, 272 receiving yards and one touchdown in 2024. While at Cal, Matthews was coached by new UCLA passing game coordinator and wide receivers coach Burl Toler III.

- Matthews, who played in all 12 games as a true freshman at Utah in 2022, enters his third college season with 533 career receiving yards on 61 receptions, including one touchdown.

## Y-LIFE

- True freshman Noah Fox-Flores recorded the first catch and touchdown of his career on a four-yard pass from Nico lamaleava at the 7:48 mark in the third quarter at UNLV (Sept. 6). Fox-Flores is the first UCLA true freshman tight end to record a touchdown since Thomas Duarte in 2013.

- Redshirt senior Hudson Habermehl recorded a career-high four catches for 20 yards in UCLA's 35-10 loss to New Mexico (Sept. 12)

- Redshirt junior Jack Pedersen matched his career high in catches with three for 20 yards as a reserve TE at UNLV.

- Habermehl has started in each of UCLA's first four games of the season after missing the entirety of last year due to injury. Habermehl caught his lone target in the Bruins' season opener versus Utah for nine yards (Aug. 30).

*continued on next page*

continued from previous page

- Pedersen returns after making his first four career starts and playing in all 12 games last season. Pedersen hauled in 12 passes for 126 yards (10.5 yards per catch) and recorded the first touchdown of his career on a 20-yard strike at LSU (Sept. 21).
- Pedersen turned in season highs in receptions (3) and receiving yards (37) in UCLA's loss at Washington last season (Nov. 15).
- Habermehl enters his seventh year at UCLA after missing all of 2024 due to injury. He played in 30 contests and made six starts in his three previous seasons of competition.
- Habermehl's five career touchdown receptions lead all Bruins on the 2025 roster. His last TD reception came in UCLA's 2023 LA Bowl victory over Boise State.
- Senior tight end Moliki Matavao was UCLA's leading receiver in 2024 with 506 yards and 41 catches (12.3 YPC). Matavao was one of two Bruins to have two games with 100-plus yards receiving (104 at Rutgers; 120 vs. Fresno State).
- Matavao was UCLA's lone offensive selection in the 2025 NFL Draft, being picked in the seventh round, 248th overall by the New Orleans Saints. His is the fifth UCLA tight end to be drafted in the last 10 years (since 2016).
- Former UCLA quarterback Jerry Neuheisel (2013-15) enters his second season leading the tight end group after originally working with the Bruins' receivers from 2021-23.

OBSERVING THE O-LINE

- Offensive linemen Courtland Ford (LT), Eugene Brooks (LG) and Julian Armella (RG) made their UCLA debuts in the Bruins' 43-10 loss to Utah (Aug. 30). Both Brooks and Armella were making just their second career starts in the contest.
- Redshirt senior Garrett DiGiorgio has made his first starts at left tackle (New Mexico, Sept. 12) and right guard (Northwestern, Sept. 27) this season. All of his previous 40 starts came at right tackle, as he was a three-year start at the position from 2022-24. DiGiorgio has started 15 straight games dating back to Week 2 of 2024 after missing last year's season opener at Hawai'i due to injury.
- DiGiorgio made his first appearance of the season at LT against UNLV (Sept. 6), switching over after starting the game at RT.
- Redshirt junior Sam Yoon, the Bruins' other returning starter, has started 12 straight games at center dating back to Week 5 of 2024 at Penn State.
- Redshirt senior Reuben Unije has made back-to-back starts at right tackle against New Mexico and Northwestern after seeing action as a reserve right tackle against UNLV.
- New offensive line coach Andy Kwon joins the Bruins from Arkansas State, where he spent four seasons guiding the Red Wolves' offensive line (2022-24) and tight ends (2021).
- DiGiorgio was named to the 2026 Senior Bowl Top 300 list.
- Redshirt seniors Tautai Li'o Marks (26), Reuben Unije (23, four as a Bruin) and Courtland Ford (14) have also made double-digit starts as collegians entering the 2025 season.
- The 2024 UCLA offense saw an uptick in its offensive numbers from Games 5-12. In their first four contests, the Bruins averaged 57.0 rushing yards per game and 262.0 total yards per game. Over its final eight outings, the unit put up 101.4 yards per game on the ground and 362.1 yards of total offense. Yoon started at center in the final eight games.
- Redshirt senior Jaylan Jeffers made his first career start at Washington on Nov. 15, 2024. Redshirt senior Yutaka Mahe logged his first two career starts against USC (Nov. 23, 2024) and Fresno State (Nov. 30, 2024) to close out the season. Each started at left tackle.
- The UCLA rushing attack totaled 211 yards on 39 carries (5.4 yards per rush) in the Bruins' Nov. 8, 2024 home win against Iowa. The Hawkeyes entered the contest surrendering just 106.3 rushing yards per game, good for 18th nationally. UCLA's offensive line did not allow a sack.
- The average height and weight of the Bruins' nine newcomers on the offensive line are 6-foot-5 and 312 pounds.

D-LINE DATA

- Redshirt junior Anthony Jones recorded a three-yard sack in the first quarter at UNLV (Sept. 6). It was UCLA's first QB sack of the season, and marked the third of Jones' career. Jones also finished with a career-high 1.5 tackles for loss against the Rebels.
- UCLA tallied a season-high seven TFLs in its loss at Northwestern (Sept. 27). The Bruins recorded 7.0-plus TFLs four times last season.
- Redshirt senior Gary Smith III set a new career high with seven total tackles (2-5-7), including a sack and 1.5 tackles for loss, at Northwestern.
- Redshirt sophomore A.J. Fuimaono more than double his previous career high in tackles with five (1-4-5) at Northwestern. Fuimaono also recorded his first career sack and tackle for loss in the contest.
- Redshirt senior Keanu Williams set a new career high in tackles with six (3-3-6) versus New Mexico (Sept. 12).
- Redshirt senior Kechaun Bennett made his first career start against UNLV, lining up at defensive end. Bennett finished with a career-high five tackles (2-3-5) and recorded the first sack of his career.
- Smith III and Williams started Week 1 versus Utah after returning from their respective season-ending injuries (Aug. 30). Smith made his first start versus Utah since 2022 after missing the entirety of 2024 due to injury. Williams' 2024 campaign was cut short after sustaining an injury in Week 3 versus Indiana.
- Jones made his UCLA debut versus Utah on the edge. Jones, making his first start since 2023 while at Indiana, matched his career high in tackles with five against the Utes.
- New defensive line coach Jethro Franklin brings 33 years of defensive-line coaching experience to Westwood in 2025. He got his start in the profession at his alma mater, Fresno State, where he also spent the past three seasons with current UCLA interim head coach Tim Skipper. Franklin was also UCLA's interior defensive line coach in 1999.
- Redshirt senior Devin Aupiu and redshirt junior Siale Taupaki are UCLA's two returning starters on the defensive side of the ball. Aupiu started eight games coming off the edge, while Taupaki started seven on the interior line in 2024.
- Taupaki, making the first start of his career, recorded a career-high six tackles (3-3-6) against Oregon on Sept. 28, 2024.
- Aupiu notched two tackles for loss, the Oxnard, Calif. native's first career multi-TFL outing, in the Bruins' win at Nebraska on Nov. 2, 2024.

continued on next page

BRUINS BY STATE/COUNTRY

Alabama (1): OL K.D. Arnold  
Arizona (3): OL Jaylan Jeffers, K Cash Peterman, TE Dylan Sims  
Arkansas (1): DL Nico Davillier  
Australia (2): P Will Karoll, P Lennox Miller  
California (66): LS Salem Abdul-Wahab, DL Devin Aupiu, TE Peter Bario, DB Brett Barry, K Mateen Bhaghani, OL Garrison Blank, WR Jace Brown, DL Grant Buckley, LB Isaiah Chisom, DB Kanye Clark, QB Pierce Clarkson, DL Cole Cogshell, RB Karson Cox, OL Garrett DiGiorgio, DB Joshua Dixon, QB Luke Duncan, WR Rico Flores Jr., RB Anthony Frias II, WR Kwazi Gilmer, TE Hudson Habermehl, DL Lucien Holland, DB Jady'n Hudson, QB Madden Iamaleava, QB Nico Iamaleava, DB Kuron Jabari Jr., DB Scooter Jackson, DL Robert James III, DB Jamier Johnson, OL Nehemiah Johnson, DB Zeke Johnson, LB Ty Lee, RB Troy Leigber, OL Yutaka Mahe, OL Tautai, Li'o Marks, WR Jady'n Marshall, DB Cole Martin, WR Mikey Matthews, WR Jackson Meehan, WR Kyle Miller, TE Jack Pedersen, OL Richie Pinomi, DB Rodrick Pleasant, OL Noah Pulealii, LB Jacob Reis, WR Shane Rosenthal, WR Jalen Saint Paul, DL Ashton Sanders, WR Carter Shaw, WR Jonah Smith, WR Ezavier Staples, DB Croix Stewart, DL Michael Sullivan, OL Michael Sultemeier, DL Siale Taupaki, LB Scott Taylor, RB Javivan Thomas, LB JonJon Vaughns, DB Marquise Villahermosa, OL Caleb Walker, LB Jewelous "JuJu" Walls, WR Russell Weir, DB Aaron Williams, DL Keanu Williams, RB Anthony Woods, LB Jalen Woods, OL Sam Yoon, DB LaRue Zamorano III  
Connecticut (1): DL Kechaun Bennett  
Florida (2): OL Julian Armella, Robert Stafford III  
Georgia (1): OL Reuben Unije  
Hawaii (3): WR Titus Mokiao-Atimalala, LB Mone Malafu, LS Hakilangi Muagututi'a  
Illinois (4): OL Conor Clyde, OL Courtland Ford, QB Colton Gumino, LB Ben Perry  
Maryland (1): DL Jacob Busic  
Massachusetts (1): QB Henry Hasselbeck  
Michigan (1): DB Jamir Benjamin  
Nevada (4): OL Eugene Brooks, OL A.J. Fuimaono, DL Anthony Jones, LB Donavyn Pellot  
New Jersey (4): RB Jalen Berger, DL Jalen Hargrove, DL Tyler Partlow, TE Jake Renda  
Nigeria (1): Oluwafunto Akinshilo  
Ohio (1): DB Bryon Threats  
Tennessee (2): DB Key Lawrence, DL Gary Smith III  
Texas (4): DB Chase Coleman, LS Morrow Evans, QB Karson Gordon, WR Jaedon Wilson  
Utah (2): OL Jensen Somerville  
Washington (3): RB Isaiah Carlson, TE Noah Fox-Flores, DB Andre Jordan Jr.

BRUIN GRADUATES (32)

Pos., Name	School
OL Oluwafunto Akinshilo	<u>UCLA</u>
DL Devin Aupiu	<u>UCLA</u>
DL Kechaun Bennett	<u>Michigan</u>
RB Jalen Berger	<u>Michigan State</u>
DL Jacob Busic	<u>UCLA</u>
OL Conor Clyde	<u>Dayton</u>
OL Garrett DiGiorgio	<u>UCLA</u>
OL Courtland Ford	<u>Kentucky</u>
RB Anthony Frias II	<u>Kansas State</u>
TE Hudson Habermehl	<u>UCLA</u>
DL Jalen Hargrove	<u>Rice</u>
OL Jaylan Jeffers	<u>UCLA</u>
DB Jamier Johnson	<u>Indiana</u>
DB Key Lawrence	<u>Oklahoma</u>
OL Yutaka Mahe	<u>UCLA</u>
OL Tautai Li'o Marks	<u>Tulsa</u>
TE Jack Pedersen	<u>UCLA</u>
LB Ben Perry	<u>Louisville</u>
K Cash Peterman	<u>Arizona</u>
OL Richie Pinomi	<u>Georgetown</u>
OL Noah Pulealii	<u>UCLA</u>
TE Jake Renda	<u>Pittsburgh</u>
DL Gary Smith III	<u>UCLA</u>
WR Ezavier Staples	<u>UCLA</u>
DL Michael Sullivan	<u>UCLA</u>
DL Siale Taupaki	<u>UCLA</u>
DB Bryon Threats	<u>UCF</u>
OL Reuben Unije	<u>Houston</u>
LB JonJon Vaughns	<u>UCLA</u>
OL Caleb Walker	<u>UCLA</u>
DL Keanu Williams	<u>UCLA</u>
WR Jaedon Wilson	<u>Arkansas</u>

## THE BRUINS IN RECENT POLLS

Year	Poll	AP	Coaches	CFP
2025	Preseason	NR	NR	-
2024	Final	NR	NR	-
2024	Preseason	NR	NR	-
2023	Final	NR	NR	-
2023	Week 10 (Oct. 29)	20	20	19
2023	Week 9 (Oct. 22)	23	24	-
2023	Week 8 (Oct. 15)	25	25	-
2023	Week 7 (Oct. 8)	18	22	-
2023	Week 4 (Sept. 17)	22	25	-
2023	Week 3 (Sept. 10)	24	25	-
2023	Preseason	RV	RV	-
2022	Final	21	21	-
2022	Week 15 (Dec. 4)	18	18	18
2022	Week 14 (Nov. 27/29)	17	17	17
2022	Week 13 (Nov. 20/22)	17	18	18
2022	Week 12 (Nov. 13/15)	16	16	16
2022	Week 11 (Nov. 6/8)	9	10	12
2022	Week 10 (Oct. 30/Nov. 1)	10	11	12
2022	Week 9 (Oct. 23)	12	15	-
2022	Week 8 (Oct. 16)	9	10	-
2022	Week 7 (Oct. 9)	11	12	-
2022	Week 6 (Oct. 2)	18	19	-
2022	Preseason	RV	RV	-
2021	Final	NR	NR	-
2021	Week 5 (Sept. 26)	20	20	-
2021	Week 4 (Sept. 19)	24	24	-
2021	Week 3 (Sept. 12)	13	13	-
2021	Week 2 (Sept. 7)	16	16	-
2021	Preseason	RV	RV	-
2020	Final	NR	NR	-
2020	Preseason	NR	NR	-
2019	Final	NR	NR	-
2019	Preseason	NR	RV	-
2018	Final	NR	NR	-
2018	Preseason	NR	NR	-
2017	Final	NR	NR	-
2017	Week 3 (Sept. 10)	25	RV	-
2017	Preseason	RV	RV	-
2016	Final	NR	NR	-
2016	Preseason	16	24	-
2015	Final	NR	NR	-
2015	Week 13 (Nov. 22)	22	23	22
2015	Week 11 (Nov. 8)	18	18	19
2015	Week 10 (Nov. 1)	22	22	23
2015	Week 9 (Oct. 25)	24	24	-
2015	Week 7 (Oct. 11)	18	18	-
2015	Week 6 (Oct. 4)	20	20	-
2015	Week 5 (Sept. 27)	7	10	-
2015	Week 4 (Sept. 20)	9	11	-
2015	Week 3 (Sept. 13)	10	12	-
2015	Week 2 (Sept. 8)	13	13	-
2015	Preseason	13	14	-

## UCLA's RECENT HIGHEST RANKINGS

Year	Rank	Year	Rank
2025	N/A	2012	15
2024	N/A	2011	N/A
2023	18	2010	N/A
2022	9	2009	N/A
2021	13	2008	23
2020	N/A	2007	11
2019	N/A	2006	N/A
2018	N/A	2005	7
2017	25	2004	N/A
2016	16	2003	N/A
2015	7	2002	20
2014	7	2001	4
2013	9	2000	6

continued from previous page

- Redshirt senior Jacob Busic (five starts off the edge in 2024) picked up a sack and made three tackles in his UCLA debut at Hawai'i on Aug. 31, 2024.
- UCLA had a pair of defensive linemen selected in the 2025 NFL draft. Oluwafemi Oladejo, who moved from linebacker to edge in the Bruins' third 2024 contest, was picked in the second round (No. 52 overall) by Tennessee. Defensive tackle Jay Toia, was drafted by Dallas in the seventh round (No. 217). Edge rusher Laiatu Latu, tabbed UCLA's first ever winner of the Lombardi Award (lineman of the year) and the Ted Hendricks Award (most outstanding defensive end) in 2023, was a first-round selection of Indianapolis (No. 15) in 2024.
- UCLA's rushing defense ranked sixth in the nation with 96.2 yards allowed on the ground per game. Last year, the Bruins finished second in the nation in rushing defense, giving up 80.8 rushing yards per game to opponents in 2023.
- UCLA held Iowa to 80 rushing yards on 31 carries in the Bruins' 20-17 home win on Nov. 8, 2024. The Hawkeyes were averaging 222.3 yards on the ground going into the game to rank first in the Big Ten Conference and 10th nationally.
- Redshirt senior Gary Smith III, who has not seen game action since being injured Nov. 11, 2023, has been selected to the 2026 Senior Bowl Top 300 list and is also part of the 2025 College Football Comeback Player of the Year Pre-Season Watch List. In four seasons with UCLA (2022-24) and Duke (2020, 2021), Smith has put up 72 total tackles (30-42-72), 8.0 TFL and three sacks across 38 games (13 starts).
- Also returning from injury in 2025 is redshirt senior Keanu Williams, who exited the Bruins' Sept. 14, 2024 contest against Indiana. Williams has posted 20 total tackles (9-11-20), 1.5 TFL and 1.5 sacks across 26 games (12 starts) in his four seasons with UCLA (2023, 2024) and Oregon (2021, 2022).

## LOOKING AT THE LINEBACKERS

- Redshirt sophomore Isaiah Chisom (11.8) and redshirt senior JonJon Vaughns (10.5) rank third and seventh in the FBS in total tackles per game, respectively. The pair also ranks 1-2 in the Big Ten in total tackles per game.
- Vaughns ranks seventh in the FBS and second in the Big Ten behind teammate Isaiah Chisom with 10.5 total tackles per game. Vaughns has recorded the first four double-digit tackles performances of his career, all coming in each of UCLA's first four games of the 2025 season (15 vs. Utah, 10 at UNLV, 10 vs. New Mexico, 12 at Northwestern).
- Vaughns led UCLA with 12 tackles (5-7-12) at Northwestern (Sept. 27)
- Chisom paced the Bruins' defense with 11 stops (7-4-11) against New Mexico (Sept. 12).
- Vaughns led UCLA with 10 tackles (4-6-10) in its Week 2 loss at UNLV (Sept. 6).
- Chisom (5-12-17) and Vaughns (6-9-15) finished with double-digit tackles in UCLA's season-opening loss to Utah (Aug. 30). UCLA had multiple double-digit tacklers in one game in 2024 (Carson Schwesinger, 15; Oluwafemi Oladejo, 10 at Penn State). Chisom and Vaughns each recorded 1.0 tackle for loss against Utah.
- Chisom's 17 tackles in his UCLA debut against Utah bested his previous career high by six. The 17 tackles are tied with Carson Schwesinger (Washington, 2024) and Jayon Brown (Colorado, 2016) for the most by a Bruin over the last 10 seasons.
- Vaughns' 15-tackle performance against Utah more than doubled his previous career high of seven set against Colorado in 2022.
- Redshirt junior Jalen Woods earned his second career start against Utah after starting the Bruins' 2024 matchup versus USC. Woods finished both games with a career-high six stops.
- New associate head coach and inside linebackers coach Scott White is no stranger to UCLA, as he spent seven seasons in Westwood (2011-17) before returning as a defensive analyst last year. He was a quality control coach before being elevated to linebackers coach and special teams coach during his first stint with the Bruins and guided a decorated linebacker room in 2024.
- The 2024 group included Carson Schwesinger, a former walk-on, who had a breakout season as one of the most dominant and instinctive defensive players in the country, leading the FBS in solo tackles (90) and Big Ten Conference in total tackles (136). He finished the season with 8.5 tackles for loss, four sacks and a team-high-tying two interceptions.
- Schwesinger was named a finalist for the Butkus Award and semifinalist for the Burlsworth Trophy in addition to earning Associated Press First Team All-America honors. Schwesinger was UCLA's first Butkus Award finalist since Eric Kendricks (2014), who White also helped mentor.
- Schwesinger eclipsed 100 tackles for the season at Washington, becoming the first Bruin to accomplish that feat since safety Adarius Pickett in 2018 (123) and first UCLA linebacker since Kenny Young in 2017 (110). Schwesinger saw his streak of six straight double-digit tackle performances come to an end against Iowa (Nov. 8). That streak is good for the longest by a Bruin defender since Eric Kendricks in 2014. Schwesinger led UCLA in tackles in 10 of 12 games in 2024.
- Schwesinger's 136 total tackles are tied for ninth-most in UCLA single-season history.
- Kain Medrano finished second on the team with 72 total tackles (50-22-72) and 11 TFL.
- Schwesinger (second round, pick 33 to Cleveland) and Medrano (sixth round, pick 205 to Washington) were both selected in the 2025 NFL draft. Linebacker Darius Muasau was a sixth-round pick of the New York Giants (No. 183) in 2024.
- Vaughns played in four games last year before sitting out the balance and utilizing a redshirt year. He has played in 48 career games and started 12 of them. Vaughns entered the 2025 season with 113 total tackles (64-49-113), 6.5 TFL, one sack and a pair of interceptions.
- This season is Vaughns' first exclusively as a football player. He previously played 158 games for the baseball team, making 117 starts in the outfield and on the mound. He had a .225 batting average, .386 on-base percentage, .417 slugging percentage, 72 runs batted in, 72 runs scored, 19 home runs, 17 doubles and one triple. On the rubber, Vaughns was 2-1 with a 3.10 earned run average and 16 strikeouts across 20.1 innings.
- Transfers Ben Perry (23 career starts entering 2025) and Isaiah Chisom (11) registered starts at Louisville and Oregon State, respectively.
- Chisom made The Athletic's Freshman All-America Team in 2024 after leading the Beavers with 75 total tackles (30-45-75) as a redshirt freshman. He also had five tackles for loss and a forced fumble.



## SCOUTING THE SECONDARY

- Redshirt sophomore Rodrick Pleasant had a career performance at Northwestern (Sept. 27), setting a new high in total tackles (5), matching his previous high in tackles for loss (0.5) and notching his first block. Pleasant's block came on a field goal attempt in the fourth quarter. The Bruins scored a touchdown on the ensuing possession to cut the deficit to 17-14. Pleasant's block was UCLA's first since Nov. 4, 2023 when Kain Medrano blocked a kick at Arizona.
- Redshirt senior Key Lawrence forced the seventh fumble of his career and matched his career high in tackles with nine (5-4-9) versus New Mexico (Sept. 12). He previously recorded nine tackles two seasons ago versus UCF while attending Oklahoma in 2023.
- For a third time this season, Cole Martin set a new career high in tackles with nine (3-6-9) at Northwestern. Martin tallied eight stops (2-6-8) against New Mexico and six (3-3-6) versus Utah.
- Lawrence led the Bruins' secondary with five tackles (2-3-5) against UNLV (Sept. 6). Lawrence leads all UCLA defensive backs with 19 tackles (10-9-19) and ranks third on the team in that category.
- Redshirt freshman Kanye Clark recorded a career-high four tackles (2-2-4) in UCLA's Week 2 loss at UNLV (Sept. 6)
- Nine defensive backs made their UCLA debuts in Week 1 versus Utah (Aug. 30): Scooter Jackson, Andre Jordan Jr., Key Lawrence, Cole Martin, Rodrick Pleasant, Robert Stafford III, Bryon Threats and Aaron Williams.
- Junior Scooter Jackson forced the first fumble of his three-year career in the second quarter versus Utah, which was recovered by the Utes.
- The Bruins feature a new-look secondary in 2025, with no returning starters and just one player who saw in action in more than two games last year: Croix Stewart (10 games played, 12 tackles).
- Newcomers Key Lawrence (50), Bryon Threats (41), Jamier Johnson (33), Andre Jordan Jr. (18), Cole Martin (16), Scooter Jackson (16), Robert Stafford III (12), Rodrick Pleasant (11) have all started double-digit games at their previous stops.
- Lawrence accrued 158 tackles and 11 TFLs over stops at Ole Miss (2024), Oklahoma (2021-23) and Tennessee (2020). He was an All-Big-12 honorable mention performer in 2021 after recording three forced fumbles and 47 tackles.
- Safety Bryon Threats totaled 130 tackles and four interceptions over four years at Cincinnati (2021-23) and UCF (2024).
- Former walk-on DB Kanye Clark earned a scholarship during 2024 spring practice. In five games as a true freshman in 2023, Clark made three tackles — including a pair in the Bruins' Starco Brands LA Bowl Hosted By Gronk win versus Boise State (Dec. 16).
- Demetrice Martin returns to UCLA as passing game coordinator/secondary coach after previously serving on the Bruins' staff from 2012-17. Martin has amassed 26 years of coaching experience, including 18 on the FBS level, in defensive backfields. He spent the 2024 season as cornerbacks coach at Michigan State, where he guided a unit that placed in the top half of the Big Ten Conference in passing yards allowed (206.9 per game). Martin spent two seasons each at Oregon (2022, 2023), Colorado (2020, 2021) and Arizona (2018, 2019) before joining the Spartans.
- Gabe Lynn is in his first season as UCLA's safeties coach. Lynn, a former standout defensive back at Oklahoma, joined the Bruin from Colorado, where he spent the previous two seasons on staff as a defensive analyst and the assistant player personnel director. In 2024, Lynn was a quality control analyst on defense with the Buffaloes. He primarily coached the team's safeties, helping the team to a 9-4 overall record and a berth in the Alamo Bowl against BYU. As a team, Colorado allowed just 200.5 passing yards per game and totaled 12 interceptions on defense during the regular season, both ranking top-50 nationally.

## SPECIAL TEAMERS

- Junior placekicker Mateen Bhaghani converted on all three of his field goal attempts, from 33, 35 and 33 yards out at UNLV (Sept. 6). Bhaghani has made three or more field goals in a single game on two other occasions; he last accomplished the feat in his first game as a Bruin in Week 1 of 2024 when he went 3-for-3 at Hawai'i, which included a game-winner.
- Bhaghani made two field goals from 28 yards and 25 yards out against Northwestern (Sept. 27). He improved to 35-for-40 (87.5%) on FG attempts in his career, including a 27-for-31 (87.1%) as a Bruin. Bhaghani is 7-for-7 on his field goal attempts so far this season.
- Bhaghani was successful on his lone field goal attempt versus New Mexico, kicking from 51 yards out (Sept. 12). He is 4-for-6 in his career from 50-plus yards and 10-for-14 from 40-plus yards.
- Bhaghani returns for his second season as UCLA's starting placekicker in 2025. He was one of 30 kickers named to the preseason Lou Groza Award Watch List, becoming the first Bruin to appear on that preseason list since JJ Molson in 2018.
- In 2024, Bhaghani went 20-for-24 (83.3%) on field goal attempts and 20-for-20 (100%) on PAT attempts.
- Bhaghani led the Big Ten and ranked 10th nationally with a 1.67 field goals per game ratio in 2024.
- Bhaghani was the recipient of the Tommy Prothro Award as special teams player of the year at the program's 2024 postseason banquet.
- Bhaghani connected on a 57-yard field goal against Iowa on Nov. 7, 2024. That was the longest conversion by a B1G kicker in 2024, and ranked second all-time in UCLA history (trailing only Ka'imi Fairbairn's 60-yarder vs. California in 2015).
- Bhaghani was one of six Big Ten kickers without a missed PAT in 2024.
- Bhaghani led UCLA in scoring in 2024 (80 points).
- Bhaghani had eight games with multiple field goals in 2024, including each of the final five contests of the year.
- Bhaghani drilled three field goals, including one that stood as the game winner, at Hawai'i (Aug. 31, 2024). A UCLA kicker had most recently checked both of those boxes when Nicholas Barr-Mira made four, including the decider, against South Alabama on Sept. 17, 2022. Bhaghani's performance earned him Big Ten Special Teams Player of the Week.
- Bhaghani posted a career-high five touchbacks, on six kickoff attempts, at Nebraska on Nov. 2, 2024.
- Cash Peterman, who spent the last four seasons at Arizona (2023-24) and BYU (2021-22), is the other kicker on the UCLA roster.
- The Bruins welcome two new punters for the 2025 season in Will Karoll and Lennox Miller. Karoll, a junior, started the last two seasons at Tulane, averaging 43.3 yards per punt. Miller, a true freshman out of Oaks Christian School, was the No. 9 ranked punter by Chris Sailer Kicking. Both Karoll and Miller are natives of Australia.

*continued on next page*

## BRUINS IN THE NFL (31)

Name	Pos.	Exp.	Team
Alec Anderson	OT	3	Buffalo
Krys Barnes*	LB	6	Carolina
Jake Bobo	WR	3	Seattle
Jake Brendel	OL	8	San Francisco
Brittain Brown*	RB	4	Chicago
Zach Charbonnet	RB	3	Seattle
Kenny Clark	DL	10	Dallas
Matt Dickerson*	DE	6	Jacksonville
Greg Dulcich*	TE	4	Miami
Ka'imi Fairbairn	K	10	Houston
Jon Gaines II	OL	3	Arizona
Darnay Holmes	CB	6	Las Vegas
Andre James	C	7	LA Chargers
Carl Jones	LB	2	Chicago
Ale Kaho	LB	R	Washington
Quentin Lake	DB	4	LA Rams
Laiatu Latu	DE	2	Indianapolis
Atonio Mafi*	G	3	Las Vegas
Moliki Matavao	TE	R	New Orleans
Kain Medrano	LB	R	Washington
Kolton Miller	T	8	Las Vegas
Darius Muasau	LB	2	NY Giants
Gabriel Murphy*	OLB	2	Minnesota
Osa Odighizuwa	DT	5	Dallas
Otito Ogbornia	DL	4	LA Chargers
Oluwafemi Oladejo	DE	R	Tennessee
Bryce Pierre*	TE	R	Carolina
Sean Rhyan	G	4	Green Bay
Carson Schwesinger	LB	R	Cleveland
Carson Steele*	FB	2	Kansas City
Jay Toia	DT	R	Dallas
Colson Yankoff	TE	R	Washington

\* Practice squad

@ Reserve/Injured

# Reserve/Designated to Return

## UCLA's RECENT NFL DRAFT PICKS

Name	Pos.	Yr.	RD/PK	Team
Carson Schwesinger	LB	2025	2/33	Cleveland
Oluwafemi Oladejo	DE	2025	2/52	Tennessee
Kain Medrano	LB	2025	6/205	Washington
Jay Toia	DT	2025	7/217	Dallas
Moliki Matavao	TE	2025	7/248	New Orleans
Laiatu Latu	DE	2024	1/15	Indianapolis
Darius Muasau	LB	2024	6/183	NY Giants
Zach Charbonnet	RB	2023	2/52	Seattle
Jon Gaines II	G	2023	4/122	Arizona
Atonio Mafi	G	2023	5/140	Cleveland
D. Thompson-Robinson	QB	2023	5/144	New England
Greg Dulcich	TE	2022	3/80	Denver
Sean Rhyan	OL	2022	3/92	Green Bay
Otito Ogbornia	DT	2022	5/160	LA Chargers
Kyle Philips	WR	2022	5/163	Tennessee
Quentin Lake	S	2022	6/211	LA Rams
Brittain Brown	RB	2022	7/250	Las Vegas
Osa Odighizuwa	DT	2021	3/75	Dallas
Demetric Felton	WR	2021	6/211	Cleveland
Devin Asiasi	TE	2020	3/91	New England
Darnay Holmes	CB	2020	4/110	NY Giants
Joshua Kelley	RB	2020	4/112	LA Chargers
Caleb Wilson	TE	2019	7/254	Arizona
Josh Rosen	QB	2018	1/10	Arizona
Kolton Miller	OT	2018	1/15	Oakland
Kenny Young	ILB	2018	4/122	Baltimore
Scott Quessenberry	C	2018	5/155	LA Chargers
Jordan Lasley	WR	2018	5/162	Baltimore

## UCLA TRUE-FRESHMAN STARTERS IN SEASON OPENERS

*SINCE 1988*

Year	Name	Pos.	Opponent
2020	Luke Akers	P	at Colorado
	R.J. Lopez	K	at Colorado
	Damian Sellers	LB	at Colorado
2019	Sean Rhyan	LT	at Cincinnati
2018	Christaphany Murray	C	Cincinnati
	Atonio Mafi	DL	Cincinnati
2017	Jaelan Phillips	DE	Texas A&M
	Darnay Holmes	CB	Texas A&M
2015	Josh Rosen	QB	Virginia
2014	Najee Toran	LG	at Virginia
2013	Alex Redmond	RG	Nevada
	Sean Covington	P	Nevada
2012	Simon Goines	RT	at Rice
2009	Xavier Su'a-Filo	LT	San Diego State
2008	Rahim Moore	S	Tennessee
2007	Christian Yount	LS	at Stanford
2001	Matt Ware	CB	at Alabama
1999	Asi Faoa	LB	Boise State
	Nate Fikse	P	Boise State
1998	Jeff Grau	LS	Texas
1995	Chris Sailer	P	Miami (FL)

## UCLA TRADITIONS

### Bruin Walk

For all home games, the UCLA football team will be greeted upon arrival at the Rose Bowl Stadium by cheering fans and walk through the UCLA Football Fan Zone (located in Parking Lot Area H) prior to entering the venue.

### The Eight-Clap

The UCLA fanbase's touchdown and postgame victory celebration. The boisterous cheer begins with eight claps, followed by a spell-out of U-C-L-A and three yells of "Fight! Fight! Fight!" What was originally called the "eight-clap yell" was introduced by a UCLA student in 1948 to show off Bruin spirit.

### The Inverted Fountain

Located in the heart of UCLA's south campus is the Inverted Fountain which is steeped in student tradition and lore. On orientation day, incoming UCLA freshmen and transfer students are directed to take an oath and dip their hands in the water of the Inverted Fountain in a process known as becoming "Bruintized." Students are not to touch the water again until graduation day. Designed by Howard Troller, the Inverted Fountain has an off-centered 12-foot wide and five-foot deep crater that recirculates approximately 10,000 gallons per minute.

*continued from previous page*

- Salem Abdul-Wahab, UCLA's primary long snapper in 2024, returns for the 2025 season.
- In 2024, Abdul-Wahab went without a mis-handled snap all year.
- New members of the long snapping corps include redshirt freshman Morrow Evans (Ohio State transfer) and true freshman Halakilangi Muagututi'a (Kahuku High & Intermediate HS).
- UCLA had 43 punts in 2024, second-fewest in the Big Ten and 24th fewest in FBS. The Bruins' total of 27 punts in 2022 was the second-lowest mark by any team in the nation and the fewest in school history.

## THE STORY OF NO. 36

The UCLA football program awarded redshirt sophomore linebacker Wyatt Mosier the No. 36 in honor of Nick Pasquale, who wore the number for the Bruins in 2012 and 2013 before his tragic death in a car accident.

Pasquale was a 5-7, 172-pound redshirt freshman walk-on receiver for the Bruins who had seen his first game action a week before his death in September 2013. He was known for his passion for the game, his limitless determination and his high qualities as a teammate. Current UCLA tight ends coach Jerry Neuheisel was a teammate of Pasquale.

Mosier has played in 13 games over two seasons at UCLA, all on special teams. He has been a frequent recipient of academic honors during his time in Westwood, making the Big Ten Conference Academic Honor Roll in Fall 2024 and making the UCLA Athletic Director's Honor Roll three times. A product of Yorba Linda High School, Mosier made a school-record 365 tackles over four seasons for the Mustangs.

Recent Bruins to have worn No. 36 included defensive back Joshua Swift (2024), defensive back Alex Johnson (2022-23), and wide receiver/running back Ethan Fernea (2019-21).

## COACH DONAHUE HONORED WITH STATUE AT ROSE BOWL

The winningest coach in UCLA football and Pac-12 Conference history, Terry Donahue, was celebrated with a statue at Rose Bowl Stadium in 2023. The unveiling and dedication took place Oct. 28, during Homecoming Weekend.

The statue of Coach Donahue is surrounded by 151 bronze roses of varying shapes and sizes to honor the conference- and school-record win total achieved during his career. As a gift by over 100 donors to the Rose Bowl Legacy Foundation, the non-profit that supports the preservation, protection and enhancement of the Stadium's future, each rose has been supported by an individual or family.

Coach Donahue's statue is the fourth on Rose Bowl property to represent key moments and people in the venue's history, joining Jackie Robinson (dedicated in 2017), the 1999 Team USA FIFA Women's World Cup Champions (dedicated 2019) and iconic broadcaster Keith Jackson (dedicated 2019). It is the first statue located inside the Stadium's gates with the other three located outside the venue's fence line near the Stadium's main entrance at Gate A. The statue's location is adjacent to the Charles E. Young Locker Room and UCLA players and coaches pass by the iconic coach before each home game.

Donahue won more games than any other coach in the school's and the Pac-12 Conference's history. He ended his career with a winning record against each of the conference's teams, including the Bruins' crosstown rival, the University of Southern California Trojans. Overall, he won 151 games, and 98 of those victories were in the Pac-10. He was the first person to appear in the Rose Bowl Game® as a player, an assistant coach and a coach.



## NOTES ON UCLA's SPECIAL TEAMS OVER THE YEARS

## UCLA's GAME-WINNING FIELD GOALS

Since 1990, 12 UCLA kickers have converted last-minute or overtime field goals to win games, with Mateen Bhaghani the latest to do so in the 2024 season opener at Hawai'i. Brad Daluiso and Kai Forbath each accomplished the feat twice.

Kicker	Date	Game	Distance	Time Left	Final
Mateen Bhaghani	08/31/2024	at Hawai'i	32 yards	0:56	16-13
Nicholas Barr-Mira	09/17/2022	South Alabama	24 yards	0:00	32-31
J.J. Molson	11/24/2017	California	37 yards	0:04	30-27
Ka'imi Fairbairn	10/27/2012	at Arizona State	33 yards	0:00	45-43
Kai Forbath	11/06/2010	Oregon State	51 yards	0:00	17-14
Kai Forbath	09/01/2008	Tennessee	42 yards	OT1	27-24
Justin Medlock	10/18/2003	California	41 yards	OT1	23-20
Chris Griffith	11/19/1999	Washington	22 yards	OT1	23-20
Chris Sailer	10/17/1998	Oregon	24 yards	OT1	41-38
Louis Perez	11/14/1992	at Oregon	40 yards	0:00	9-6
Brad Daluiso	11/10/1990	at Washington	43 yards	0:10	25-22
Brad Daluiso	09/15/1990	Stanford	21 yards	0:01	21-20

## UCLA's BLOCKED KICKS SINCE 2012

Player	Date	Opponent	Block	Result
Rodrick Pleasant	9/27/2025	at Northwestern	FG	UCLA possession -> TD pass
Kain Medrano	11/04/2023	at Arizona	P	UCLA possession -> Turnover on downs
Alex Johnson	10/21/2023	at Stanford	P	UCLA possession -> TD pass
Martell Irby	10/23/2021	Oregon	P	UCLA possession -> TD pass
Ale Kaho	08/28/2021	Hawai'i	P	UCLA possession -> Recovered for TD
Quentin Lake	11/07/2020	at Colorado	FG	UCLA possession -> TD pass
Jay Shaw	11/07/2020	at Colorado	FG	UCLA possession -> TD run
Adarius Pickett	09/03/2017	Texas A&M	FG	UCLA possession -> TD pass
DeChaun Holiday	11/12/2016	Oregon State	P	Returned for touchdown
Rick Wade	11/03/2016	at Colorado	FG	UCLA possession -> Punt
Eli Ankou	09/17/2016	at BYU	FG	UCLA possession -> End of half
Takkarist McKinley	09/12/2015	at UNLV	P	UCLA possession -> Field goal
Ishmael Adams	11/01/2014	Arizona	FG	UCLA possession -> Punt
Eric Kendricks	11/15/2013	Washington	FG	UCLA possession -> Punt
Myles Jack	10/26/2013	Oregon	P	UCLA possession -> TD pass
Cassius Marsh	09/21/2013	New Mexico State	FG	UCLA possession -> End of half
Kenny Orjioke	08/31/2013	Nevada	P	Returned for touchdown
Sheldon Price	11/17/2012	USC	FG	UCLA possession -> Punt
Eric Kendricks	11/17/2012	USC	P	UCLA possession -> TD run
Anthony Barr	11/10/2012	at Washington State	P	UCLA possession -> End of half
Jordan Zumwalt	11/10/2012	at Washington State	P	UCLA possession -> Lost fumble
Cassius Marsh	11/10/2012	at Washington State	FG	Touchback -> UCLA possession
Datone Jones	11/10/2012	at Washington State	FG	Returned for touchdown
Datone Jones	10/06/2012	at California	XP	CAL kickoff
Dalton Hilliard	10/06/2012	at California	XP	CAL kickoff

## UCLA's TOUCHDOWNS ON SPECIAL TEAMS SINCE 2012

Scoring Player	Date	Opponent	Play
Kazmeir Allen	11/20/2021	at USC	100-yard kickoff return
Kyle Phillips	11/13/2021	Colorado	82-yard punt return
David Priebe	08/28/2021	Hawai'i	0-yard punt block return
Kyle Phillips	09/21/2019	at Washington State	69-yard punt return
Demetric Felton Jr.	09/21/2019	at Washington State	100-yard kickoff return
Darnay Holmes	11/24/2018	Stanford	93-yard kickoff return
Jordan Lasley	11/12/2016	Oregon State	23-yard punt block return
Ishmael Adams	09/25/2014	Arizona State	100-yard kickoff return
Phillip Ruhl	08/31/2013	Nevada	4-yard punt block return
Sheldon Price	11/10/2012	at Washington State	68-yard field-goal block return

## UCLA IN OVERTIME GAMES (8-3)

Date	Game	Result
12/19/2020	Stanford	L, 48-49 (2OT)
09/03/2016	at Texas A&M	L, 24-31 (OT)
10/25/2014	at Colorado	W, 40-37 (2OT)
09/01/2008	Tennessee	W, 27-24 (OT)
10/29/2005	at Stanford	W, 30-27 (OT)
10/15/2005	at Washington State	W, 44-41 (OT)
10/18/2003	California	W, 23-20 (OT)
10/14/2000	at California	L, 38-46 (3OT)
11/13/1999	Washington	W, 23-20 (OT)
10/17/1998	Oregon	W, 41-38 (OT)
11/23/1996	USC	W, 48-41 (2OT)

## UCLA DEBUTS IN 2025

Game (Date)	Player	Yr.
Northwestern (Sept. 27)	DL Cole Cogshell	Fr.
New Mexico (Sept. 12)	WR Kyle Miller	Sr.
	WR Jalen Saint Paul	R-Fr.
at UNLV (Sept. 6)	DL Ashton Sanders	R-So.
Utah (Aug. 30)	OL Julian Armella	R-Jr.
	DL Kechaun Bennett	R-Sr.
	OL Eugene Brooks	R-Fr.
	LB Isaiah Chisom	R-So.
	TE Noah Fox-Flores	Fr.
	OL Courtland Ford	R-Sr.
	QB Nico Iamaleava	R-So.
	DB Scooter Jackson	Jr.
	DL Anthony Jones	R-Jr.
	DB Andre Jordan Jr.	Jr.
	P Will Karoll	Jr.
	DB Key Lawrence	R-Sr.
	DB Cole Martin	R-So.
	WR Mikey Matthews	Jr.
	LB Ben Perry	R-Sr.
	DB Rodrick Pleasant	R-So.
	OL Jensen Somerville	R-Fr.
	DB Robert Stafford III	R-So.
	DL Scott Taylor	Fr.
	RB Jaivian Thomas	Jr.
	DB Bryon Threats	R-Sr.
	DB Jewelous "JuJu" Walls	Fr.
	DB Aaron Williams	R-So.
	WR Jaedon Wilson	R-Sr.
	RB Anthony Woods	R-Jr.

## UCLA TRUE-FRESHMAN STARTERS IN SEASON OPENERS

## SINCE 1988

Year	Name	Pos.	Opponent
2020	Luke Akers	P	at Colorado
	R.J. Lopez	K	at Colorado
	Damian Sellers	LB	at Colorado
2019	Sean Rhyan	LT	at Cincinnati
2018	Christaphany Murray	C	Cincinnati
	Atonio Mafi	DL	Cincinnati
2017	Jaelan Phillips	DE	Texas A&M
	Darnay Holmes	CB	Texas A&M
2015	Josh Rosen	QB	Virginia
2014	Najee Toran	LG	at Virginia
2013	Alex Redmond	RG	Nevada
	Sean Covington	P	Nevada
2012	Simon Goines	RT	at Rice
2009	Xavier Su'a-Filo	LT	San Diego State
2008	Rahim Moore	S	Tennessee
2007	Christian Yount	LS	at Stanford
2001	Matt Ware	CB	at Alabama
1999	Asi Faoa	LB	Boise State
	Nate Fikse	P	Boise State
1998	Jeff Grau	LS	Texas
1995	Chris Sailer	P	Miami (FL)

UCLA'S 300-YARD PASSING GAMES  
SINCE 2012

Year	Game	Yards	Result
2024	at Rutgers	383	W, 35-32
2023	California	309	L, 7-33
2022	vs. Pittsburgh	325	L, 35-37
	USC	309	L, 45-48
	Washington	315	W, 40-32
	Bowling Green	357	W, 45-17
2021	at USC	349	W, 62-33
2020	USC	364	L, 38-43
	at Colorado	303	L, 42-48
2019	California	343	L, 18-28
	at USC	383	L, 35-52
	at Washington State	507	W, 67-63
2018	Stanford	466	L, 42-49
	at Arizona State	335	L, 28-31
	Arizona	307	W, 31-30
2017	California	393	W, 30-27
	USC	421	L, 23-28
	Arizona State	420	W, 44-37
	Colorado	372	W, 27-23
	at Stanford	480	L, 34-58
	at Memphis	463	L, 45-48
	Hawai'i	373	W, 56-23
	Texas A&M	491	W, 45-44
2016	Utah	464	L, 45-52
	at Arizona State	444	L, 20-23
	Arizona	350	W, 45-24
	at BYU	307	W, 17-14
	at Texas A&M	343	L, 24-31 (OT)
2015	Nebraska^	319	L, 29-37
	Washington State	340	L, 27-31
	at Oregon State	390	W, 41-0
	California	399	W, 40-24
	at Stanford	325	L, 35-56
	Virginia	351	W, 34-16
2014	USC	326	W, 38-20
	Washington	302	W, 44-30
	at California	330	W, 36-34
	Arizona State	355	W, 62-27
	Memphis	396	W, 42-35
2013	California	410	W, 37-10
	New Mexico State	394	W, 59-13
	Nevada	302	W, 58-20
2012	Baylor#	329	L, 26-49
	Arizona	303	W, 66-10
	Oregon State	372	L, 20-27
	Houston	320	W, 37-6
	Nebraska	309	W, 36-30
	at Rice	303	W, 49-24

^ Foster Farms Bowl (Santa Clara, Calif.)  
# Holiday Bowl (San Diego, Calif.)

MISCELLANEOUS NOTES & CHARTS

BRUINS IN CRUNCH TIME

Since 1980, UCLA has scored the last points of a game to win by seven or fewer on 51 occasions. Below is a list the Bruins' game-winning scores since 2008.

Year	Scoring Player	Game	Play	Time Left	Final
2024	Mateen Bhaghani	at Hawai'i	32-yard field goal	0:56	16-13
2022	Zach Charbonnet	at California	5-yard run	7:53	35-28
2022	Nicholas Barr-Mira	South Alabama	24-yard field goal	0:00	32-31
2020	Demetric Felton Jr.	at Arizona State	2-yard run	1:08	25-18
2019	Demetric Felton Jr.	at Washington State	15-yard pass from D. Thompson-Robinson	1:07	67-63
2017	Jordan Lasley	Texas A&M	10-yard pass from J. Rosen	0:43	45-44
2015	Soso Jamabo	Colorado	2-yard run	8:28	35-31
2015	Nate Starks	BYU	3-yard run	3:21	24-23
2014	Brett Hundley	at Colorado	8-yard run	0T2	40-37
2014	Ka'imi Fairbairn	at California	26-yard field goal	3:04	36-34
2014	Jordan Payton	Texas	33-yard pass from J. Neuheisel	3:00	20-17
2014	Thomas Duarte	Memphis	33-yard pass from B. Hundley	10:52	42-35
2012	Ka'imi Fairbairn	at Arizona State	33-yard field goal	0:00	45-43
2011	Derrick Coleman	Arizona State	1-yard run	0:49	29-28
2011	Shaq Evans	Washington State	7-yard pass from K. Prince	3:26	28-25
2010	Kai Forbath	Oregon State	51-yard field goal	0:00	17-14
2009	Kai Forbath	Washington	27-yard field goal	14:53	24-23
2008	Kai Forbath	Tennessee	42-yard field goal	0T1	27-24

KNACK FOR THE COMEBACK

UCLA has notched two of the three largest comebacks in FBS football history since 2017, overcoming a 34-point deficit to defeat Texas A&M in 2017 and erasing a 32-point lead before prevailing at Washington State in 2019. Each turnaround came in the second half. Since 1980, UCLA teams have won nine times after trailing by 18 or more points.

Deficit	Date	Game	Trailed	Final
34	09/03/2017	Texas A&M	10-44 in Q3	45-44
32	09/21/2019	at Washington State	17-49 in Q3	67-63
22	12/30/2005	vs. Northwestern¹	0-22 in Q1	50-38
21	10/29/2005	at Stanford	3-24 in Q4	30-27 (OT)
21	10/15/2005	at Washington State	7-28 in Q2	44-41 (OT)
21	09/30/2000	Arizona State	0-21 in Q2	38-31
21	09/25/1982	at Michigan	0-21 in Q2	31-27
20	10/20/1979	California	7-27 in Q3	28-27
18	09/14/2013	at Nebraska	3-21 in Q2	41-21

BIG PLAY ABILITY

Since 2016, UCLA has scored 37 touchdowns of 50 yards or more on the offensive side of the ball. Below is a list of the Bruins' 50-yard scores dating back to the beginning of the 2020 season.

Scoring Player	Date	Opponent	Play
Keegan Jones	10/19/2024	at Rutgers	67-yard pass
T.J. Harden	09/16/2023	North Carolina Central	62-yard rush
Collin Schlee	09/16/2023	North Carolina Central	57-yard rush
Kam Brown	09/16/2023	North Carolina Central	67-yard pass
T.J. Harden	09/09/2023	at San Diego State	59-yard rush
Josiah Norwood	09/09/2023	at San Diego State	81-yard pass
J.Michael Sturdivant	09/02/2023	Coastal Carolina	62-yard pass
Kazmeir Allen	11/19/2022	USC	55-yard pass
Hudson Habermehl	11/12/2022	Arizona	51-yard pass
Kazmeir Allen	11/05/2022	at Arizona State	75-yard rush
Kazmeir Allen	10/29/2022	Stanford	72-yard rush
Logan Loya	10/08/2022	Utah	50-yard pass
Josiah Norwood	09/03/2022	Bowling Green	50-yard pass
Keegan Jones	09/03/2022	Bowling Green	52-yard pass
Dorian Thompson-Robinson	09/03/2022	Bowling Green	68-yard rush
Kazmeir Allen	11/20/2021	at USC	58-yard pass
Kyle Philips	09/25/2021	at Stanford	75-yard pass
Greg Dulcich	09/04/2021	LSU	75-yard pass
Greg Dulcich	12/12/2020	USC	69-yard pass
Dorian Thompson-Robinson	11/07/2020	at Colorado	65-yard rush
Greg Dulcich	11/07/2020	at Colorado	52-yard pass

### SKIPPER GAME-BY-GAME RESULTS AS INTERIM HEAD COACH

Date	Opponent	Result
12/16/23	vs. New Mexico State <sup>1</sup>	W, 37-10
8/31/24	at Michigan	L, 10-30
9/7/24	Sacramento State	W, 46-30
9/14/24	New Mexico State	W, 48-0
9/21/24	at New Mexico	W, 38-21
9/28/24	at UNLV	L, 14-59
10/12/24	Washington State	L, 17-25
10/18/24	at Nevada	W, 24-21
10/26/24	San Jose State	W, 33-10
11/2/24	Hawai'i	L, 20-21
11/9/24	at Air Force	L, 28-36
11/23/24	Colorado State	W, 28-22
11/30/24	at UCLA	L, 13-20
12/23/24	vs. Northern Illinois <sup>2</sup>	L, 20-28
9/27/25	at Northwestern	L, 14-17

1 Isleta New Mexico Bowl (Albuquerque, N.M.)

2 Famous Idaho Potato Bowl (Boise, Id.)

### UCLA INTERIM HEAD COACHES

Interim	Replaced	Year	Record
Ed Kezirian	Bob Toledo	2002	1-0
DeWayne Walker	Karl Dorrell	2007	0-1
Mike Johnson	Rick Neuheisel	2011	0-1
Jedd Fisch	Jim Mora	2017	1-1
Tim Skipper	DeShaun Foster	2025	0-1

### UCLA INTERIM DEBUTS


Coach	Date	Opponent	Result
Ed Kezirian	12/25/02	vs. New Mexico <sup>1</sup>	W, 27-13
DeWayne Walker	12/22/07	vs. BYU <sup>1</sup>	L, 16-17
Mike Johnson	12/31/11	vs. Illinois <sup>2</sup>	L, 14-20
Jedd Fisch	11/23/17	California	W, 30-27
Tim Skipper	9/27/25	at Northwestern	L, 14-17

1 Las Vegas Bowl (Las Vegas, Nev. - Sam Boyd Stadium)

2 Fight Hunger Bowl (San Francisco, Calif. - AT&T Stadium)



### Interim Head Coach Tim Skipper



#### Fresno State '01

**Overall Record:** 7-8 (1st season at UCLA in 2025)

Tim Skipper was named interim head coach for the UCLA football program on Sept. 14, 2025. This season marks his 25th year in the collegiate coaching ranks.

Skipper previously served as a special assistant to the head coach under DeShaun Foster earlier this season.

Last season, Skipper became Fresno State's interim head coach in July of 2024 and guided the Bulldogs to a 6-7 record and a bowl appearance. Skipper was also the acting head coach for Fresno State at the

2023 New Mexico Bowl, which the Bulldogs won over New Mexico State, 37-10. His career head coaching record is 7-7. Skipper's previous coaching experience includes stints as defensive coordinator, most recently at UNLV from 2018-19, and assistant head coach responsibilities at Colorado State, Central Michigan and Fresno State. He also coached running backs at Florida from 2015-16 and linebackers from 2017-18.

Fresno State had 11 All-Mountain West Conference selections in 2024, its most in a season since the 2022 Mountain West Championship season. Skipper was named the head coach of the week on three occasions by 247Sports, the most honors by any coach in the Mountain West in 2024.

His linebackers corps was one of the more consistent groups on the defense in 2023 behind veterans Levelle Bailey and Malachi Langley. Bailey was an All-Mountain West Second Team selection in final season and is currently on the Denver Broncos 56-man roster.

Skipper rejoined Fresno State in 2022 as the linebackers coach and assistant head coach. That year, Fresno State became the first program in FBS history to start the season 1-4 and finish with 10 wins. Fresno State ended the year on a nine-game winning streak and won the 2022 Mountain West Championship and the Jimmy Kimmel LA Bowl.

Fresno State's defense was among the best in the conference in 2022, ranking No. 2 in scoring defense (19.4 points allowed per game) and No. 4 in total defense (338.9 yards allowed per game). A bulk of the defensive efforts came out of the linebackers room as Fresno State's leading tackler in 2022 was Bailey with 88 tackles. Bailey and Malachi Langley were both All-Mountain West honorable mention linebackers.

Skipper joined the Bulldog staff for his second stint as a Bulldogs' coach in transition from Central Michigan where he coached the linebackers from 2020-21. At Central Michigan, he was elevated to the assistant head coach role in 2021 along with coaching the linebackers. In 2020, Skipper led a linebacking unit that included standout Troy Brown, a first team All-Mid-American Conference honoree.

During his first six seasons at Fresno State, he coached running backs, linebackers and served as the defensive run coordinator.

The Bulldogs advanced to four bowl games during Skipper's first stint in Fresno, largely due to his development of all-conference linebackers Ben Jacobs and Travis Brown, and explosive running backs Ryan Mathews, Dwayne Wright, Lonyae Miller and Clifton Smith.

In 2008, Skipper's final season as the Bulldogs' running backs coach, three of his players turned 150-plus-yard performances, including Mathews, who ranked 10th in the country at the time of his October injury. In 2007, Skipper's players averaged 4.7 yards per carry, and with 204.67 rushing yards per game, ranked No. 16 in the nation, helping the Bulldogs advance to the Humanitarian Bowl.

Skipper was a four-year starting middle linebacker at Fresno State from 1997-2000. He earned an appearance on both the 1999 and 2000 watch lists of the Butkus Award, presented annually to the nation's top linebacker. A two-year defensive captain and three-time All-WAC selection, he ranks second in school history with 418 career tackles, including 117 in his first campaign, when he earned freshman All-America recognition.

Skipper comes from a family of coaches. His father, Jim, coached for four decades before his retirement in 2019. Tim's brother, Kelly, has been in the profession since 1989 and currently coaches running backs for the Buffalo Bills.

Skipper graduated from Fresno State with a bachelor's degree in communications in 2001.

### SKIPPER'S COACHING EXPERIENCE

September 2025-Pres. – Interim Head Coach, UCLA

2024 – Interim Head Coach, Fresno State

2022, 2023 – Linebackers/Assistant Head Coach, Fresno State

2021 – Linebackers/Assistant Head Coach, Central Michigan

2020 – Linebackers, Central Michigan

2018, 2019 – Defensive Coordinator/Linebackers, UNLV

2017, 2018 – Linebackers, Florida

2015, 2016 – Running Backs, Florida

2013, 2014 – Linebackers/Assistant Head Coach, Colorado State

2012, 2013 – Linebackers, Colorado State

2009-11 – Linebackers/Defensive Run Game Coordinator, Fresno State

2006-08 – Running Backs, Fresno State

2004, 2005 – Defensive Coordinator/Defensive Backs, Sacramento State

2003 – Defensive Backs, Sacramento State

2002 – Defensive Coordinator/Defensive Backs, Western New Mexico

2001 – Defensive Backs, Western New Mexico

### INTERIM HEAD COACH TIM SKIPPER'S YEAR-BY-YEAR TOTALS

Year	School	Overall	Pct.	Conf.	Pct.	Finish	Postseason
2023	Fresno State	1-0	1.000	0-0	.000	N/A	W, Isleta New Mexico Bowl
2024	Fresno State	6-7	.462	4-3	.571	4th	L, Famous Idaho Potato Bowl
2025	UCLA	0-1	.000	0-1	.000	--	--
<b>3 SEASONS OVERALL</b>		<b>7-8</b>	<b>.467</b>	<b>4-4</b>	<b>.500</b>		



**JERRY NEUHEISEL****ASSISTANT HEAD COACH, TIGHT ENDS (8th season, UCLA '15)****KEY NOTES ON NEUHEISEL**

- Enters his second year as tight ends coach after previously serving the wide receiver group from 2021-23.
- TE Moliki Matavao was selected in the 2025 NFL Draft (Rd. 7, Pk. 248).
- Matavao led UCLA with 506 yards and 41 catches in 2024.
- Has spent 11 of the past 13 seasons in the UCLA program as a student-athlete or coach, playing QB for the Bruins from 2013-15.
- Helped the UCLA offense average over 500 yards per game for the first time in program history in 2022.
- Bron to UCLA graduates Susan and Rick at UCLA Medical Center.

- Father, Rick, played QB for UCLA from 1981-83 before taking on a career as head coach.

**SCOTT WHITE****ASSOCIATE HEAD COACH, INSIDE LINEBACKERS (9th season, Washington '06)****KEY NOTES ON WHITE**

- Served as defensive analyst for UCLA in 2024, working directly with a linebackers group that featured Associated Press First Team All-American Carson Schwesinger and All-Big Ten Third Team member Kain Medrano.
- Schwesinger was UCLA's first Butkus Award Finalist since Eric Kendricks in 2014. He led FBS in solo tackles (90) and the Big Ten in total tackles (136).
- Prior to 2024, White spent seven seasons working at UCLA from 2011-17 assisting the Bruins' defensive and special teams units.
- Coached one of the nation's leading tacklers at San Jose State, Kyle Harmon, who posted 133 total stops in 2021.

- In 2021, was nominated for the Broyles Award as one of the top FBS assistants.


**JETHRO FRANKLIN****ASSISTANT COACH, DEFENSIVE LINE (2nd season, Fresno State '88)****KEY NOTES ON FRANKLIN**

- Owns 33 years of defensive-line coaching experience on the collegiate and professional levels.
- Makes his return to UCLA after 26 years, previously serving as the Interior D-Line Coach for the Bruins in 1999.
- Spent the last three seasons at his alma mater, Fresno State.
- His NFL proteges include Kabeer Gbaja-Biamila, Khalil Mack and Mario Williams, among others.
- At UCLA in 1999, he helped linemen Kenyon Coleman and Ken Kocher to All-Pac-10 recognition. Coleman went on to play 12 years in the NFL.

- Twin pass-rush standouts Dave and Mat Ball spent their first year under Franklin at UCLA.

**ANDY KWON****ASSISTANT COACH, OFFENSIVE LINE (1st season, Georgia Southern '17)****KEY NOTES ON KWON**

- Spent the previous four seasons at Arkansas State with the Red Wolves' offensive line (2022-24) and tight ends (2021) units.
- Arkansas State averaged 150-plus rushing yards per game each of the past two seasons under Kwon.
- Doubled Arkansas State's rushing yard production in his first year working with the unit, jumping from 88.2 to 162.1 ground yards per game.

**GABE LYNN****ASSISTANT COACH, SAFETIES (1st season, Oklahoma '13)****KEY NOTES ON LYNN**

- Comes to UCLA after spending the last two seasons at Colorado as a defensive analyst (2024) and assistant director of player personnel (2023).
- Primarily assisted Colorado's safeties, helping the team to a 9-4 overall record and Alamo Bowl appearance in 2024.
- Colorado ranked top-50 in FBS last season in both passing yards allowed per game (200.5) and total interceptions on defense (12).
- Spent time at FCS Houston Christian (2019-22) and NCAA Division II Oklahoma Baptist (2018) and Central Oklahoma (2017).
- A former three-year starter and four-year letterwinner defensive back at Oklahoma from 2010-13, earning All-Big 12 acclaim his senior year.

**DEMETRICE MARTIN****ASSISTANT COACH, PASSING GAME COORDINATOR/SECONDARY (7th season, Excelsior College '05)****KEY NOTES ON MARTIN**

- Enters his second stint on UCLA's staff after previously serving as the defensive backs coach and assistant head coach from 2012-17.
- His son, Cole, is in the Bruins' defensive back room.
- Named the 2022 Pac-12 Recruiter of the Year by 247Sports during his time at Oregon.
- UCLA made five bowl appearances, including back-to-back wins in the 2013 Sun Bowl and 2014 Alamo Bowl, during Martin's six seasons.
- Owns 26 years of coaching experience, including 18 on the FBS level.
- Most recently served Michigan State for one season in 2024.

- Has molded NFL Draft Picks Christian Gonzalez, Khyree Jackson and Desmond Trufant.

**A.J. STEWARD****ASSISTANT COACH, RUNNING BACKS (1st season, Kansas '12)****KEY NOTES ON STEWARD**

- Spent 2024 as an offensive analyst at his alma mater, Kansas, where the Jayhawks wanked 13th in FBS with 211.4 rushing yards per game.
- All-Big 12 Honorable Mention selection Devin Neal ranked 15th in FBS with 105.5 rushing yards per game and 16 rushing touchdowns.
- During his time at Oregon State (2021-22), running back Damien Martinez was named the 2022 Pac-12 Freshman Offensive Player of the Year and running back B.J. Baylor was the 2021 Pac-12 leader with 1,337 rushing yards, becoming the first Beaver to accomplish the feat since 2003.
- Helped the Jayhawks to their best season in program history in 2007

with a rise to No. 2 in the BCS standings, 11-1 record and Orange Bowl victory.

**BURL TOLER III****ASSISTANT COACH, PASSING GAME COORDINATOR/WIDE RECEIVERS (1st season, California '05)****KEY NOTES ON TOLER III**

- Spent the previous seven seasons at California, where he worked with UCLA transfer wideout Mikey Matthews for one season in 2024.
- Has 12 years of coaching experience, including 10 at his alma mater.
- Helped the Golden Bear offense produce the nation's 37th-ranked passing offense (258.6 yards per game) last season.
- His star disciple Jeremiah Hunter recorded 144 catches for 2,084 yards and 13 touchdowns across 33 games from 2021-23.
- Father, Burl Toler Sr., was the NFL's first Black official and spent 25 years in that role (1965-89).

**KEVIN COYLE****SENIOR DEFENSIVE ANALYST (1st season, UMass '78)****KEY NOTES ON COYLE**

- Joined interim HC Tim Skipper's staff during the week of Sept. 22
- Was on staff at Syracuse as a senior analyst (defense) before making the move to Westwood
- Previously worked with Skipper at Fresno State, serving as defensive coordinator for the Bulldogs from 2022-24
- Also served as DC at Fresno State from 1997-2000, where he coached Tim Skipper to All-WCC honors
- Has been coaching in college and the pros since 1978, including NFL stints with Cincinnati (11 years) and Miami (4 years), and NCAA stops at LSU, Maryland, Fresno State, and Syracuse

**MATEEN BHAGHANI (94)****JR – K – 6-1, 175 – San Diego, Calif. (California)****KEY NOTES ON BHAGHANI**

- One of 30 kickers named to the 2025 Lou Groza Award Watch List
- Successful on each of his first seven attempts of the 2025 season
- Kicked a season-long 51-yarder vs. New Mexico last time out
- Led the Big Ten and ranked 11th in FBS last season with 20 FG makes in 2024
- Has drilled one game-winning field goal

in the final minute (at Hawai'i, Week 1 2024)

- Paced UCLA in scoring in 2024 (80 pts)
- Winner of the Tommy Prothro Award as UCLA's special teams player of the year
- Hit a 57-yard field goal vs. Iowa in Week 9 2024, the second-longest in UCLA history
- 100.0% career success rate within 29 yards

**Bhaghani's Career Kicking Stats (\*at California)**

Year	FG-FGA	1-19	20-29	30-39	40-49	50+	LG	XP	PTS
2023*	8-9	0-0	3-3	3-4	2-2	0-0	43	29-29	53
2024	20-24	0-0	10-10	4-4	3-5	3-5	57	20-20	80
2025	7-7	--	2-2	3-3	1-1	1-1	51	4-4	25
<b>Totals</b>	<b>35-40</b>	<b>0-0</b>	<b>15-15</b>	<b>10-11</b>	<b>6-8</b>	<b>4-6</b>	<b>57</b>	<b>53-53</b>	<b>158</b>

**ISIAH CHISOM (32)****R-SO – LB – 6-1, 235 – Santa Clarita, Calif. (Oregon State)****KEY NOTES ON CHISOM**

- Ranks third in FBS and leads Big Ten with 11.8 tackles per game
- Recorded a career-high 17 tackles (5-12-17) vs. Utah in Week 1 for the most by a Bruin since Carson Schwesinger (17 TKL at Washington in 2024)
- The 17 tackles were tied for the most by a Bruin over the last 10 seasons (Schwesinger, 2024; Jayon Brown, 2016)

- Led all defenders on UCLA's 2025 roster with 75 total tackles in 2024 (recorded at Oregon State)
- Oregon State's second-leading tackler with 75 stops (30-45-75) last season
- Has recorded four double-digit tackle performances (three in 2025)
- Named to *The Athletic* Freshman All-America Team in 2024

**Chisom's Career Stats (\*at Oregon State)**

Year	TT	T-AT	Sacks-Yds	TFL-Yds	INT (TD)
2023*	14	9-5	1.0-1	4.0-9	0 (0)
2024*	75	30-45	0.0-0	5.0-13	0 (0)
2025	42	19-23	0.0-0	1.5-2	0 (0)
<b>Totals</b>	<b>131</b>	<b>58-73</b>	<b>1.0-1</b>	<b>10.5-24</b>	<b>0 (0)</b>

**GARRETT DiGIORGIO (72)****R-SR – OL – 6-7, 320 – Oak Hills, Calif. (Harvard-Westlake)****KEY NOTES ON DiGIORGIO**

- Leads all Bruins with 42 career starts (40 at RT, one at LT, one at RG)
- Started the first 40 games of his career at RT (last start at RT was at UNLV)
- Started his first career game at LT vs. New Mexico
- Started his first career game at RG at Northwestern
- Made his first appearance at LT this

season in the second half at UNLV

- Has missed only one game over the last three seasons (Week 1, 2024)
- In 2023, helped UCLA lead the Pac-12 in rushing yards per game (197.9) with six 200-yard rushing performances
- In 2022, helped UCLA rank sixth in FBS and lead Pac-12 for first time since 1976 with 237.2 rushing yards per game
- Helped produce a 1,000 yard rusher in 2022 (Z. Charbonnet)
- Made first career start in Week 10, 2021 vs. Colorado at RT
- Enjoys mixing music as a DJ on his free time

**KWAZI GILMER (3)****SO – WR – 6-2, 190 – Los Angeles, Calif. (Sierra Canyon)****KEY NOTES ON GILMER**

- Has recorded a catch in 14 straight games
- Caught his first TD pass of the season in the fourth quarter at Northwestern
- Recorded a career-high eight catches for 87 yards last week at UNLV
- Led all pass catchers on UCLA's 2025 roster with 345 receiving yards and two touchdown receptions in 2024

- Led his position group last season with 31 catches as a freshman
- Recorded a catch in 10 straight games to close the 2024 season, marking the longest streak for a Bruin WR that year
- Posted a career-high 88 receiving yards and reeled in his first career TD catch last season in Week 8 at Nebraska, earning him UCLA's first-ever Big Ten Freshman of the Week award
- His 48-yard TD catch at Nebraska was the longest scoring play for any UCLA wide receiver in 2024

**Gilmer's Career Receiving Stats**

Year	Rec	Yds	Yds/Rec	TD	LG
2024	31	345	11.1	2	48
2025	19	225	11.8	1	29
<b>Totals</b>	<b>50</b>	<b>570</b>	<b>11.4</b>	<b>3</b>	<b>48</b>


**NICO IAMALEAVA (9)****R-SO – QB – 6-6, 215 – Long Beach, Calif. (Tennessee)****KEY NOTES ON IAMALEAVA**

- Named to preseason watch lists for the Maxwell, Walter Camp POTY, Davey O'Brien QBOTY, Johnny Unitas Golden Arm and Polynesian POTY awards
- Led Tennessee to a 10-3 record and College Football Playoff Appearance in 2024
- Owned an 11-3 record as the starting QB over two seasons at Tennessee

- Was the first Tennessee QB to win 10 games as the starter in a single season since 2003 (Casey Clausen), and the first-ever Volunteer freshman to accomplish the feat
- Ranked second in the SEC and 10th in FBS with six 50-plus-yard completions
- 2024 Polynesian College Football Player of the Year Finalist
- His brother, Madden, is also in the UCLA QB room

**Iamaleava's Career Passing Stats (\*at Tennessee)**

Year	Comp	Att	Int	Pct	Yds	TD	LG
2023*	28	44	0	62.2	314	2	28
2024*	213	334	5	63.8	2616	19	86
2025	81	124	3	65.3	788	4	32
<b>Totals</b>	<b>322</b>	<b>503</b>	<b>8</b>	<b>64.0</b>	<b>3718</b>	<b>25</b>	<b>86</b>

**GARY SMITH III (58)****R-SR – DL – 6-2, 340 – Shelbyville, Tenn. (Duke)****KEY NOTES ON SMITH III**

- Has started every game this season after missing all of 2024 due to injury
- Helped UCLA put up the second-best rushing defensive in FBS in 2023 with 80.8 yards allowed per game
- Appeared solely as a reserve in his last healthy, full season in 2023 (10 games)
- Recorded a career-high five tackles against Northwestern while attending

Duke in 2021

- UCLA's heaviest defender weighing in at 340 pounds

**Smith III's Career Stats (\*at Duke; no stats in '24)**

Year	TT	T-AT	Sacks-Yds	TFL-Yds	INT (TD)
2020*	9	5-4	0.0-0	0.0-0	0 (0)
2021*	24	8-16	1.0-3	2.5-6	0 (0)
2022	18	9-9	1.0-4	2.5-6	0 (0)
2023	21	8-13	2.0-11	3.0-16	0 (0)
2024 (DNP)	-	-	-	-	-
2025	22	8-14	0.5-2	1.5-3	0 (0)
<b>Totals</b>	<b>94</b>	<b>38-56</b>	<b>4.5-19</b>	<b>9.5-31</b>	<b>0 (0)</b>

**JAIVIAN THOMAS (21)****JR – RB – 5-11, 195 – Oakland, Calif. (California)****KEY NOTES ON THOMAS**

- Led all players on UCLA's 2025 roster with 626 rushing yards in 2024 (recorded at California)
- Led all Golden Bears with 626 rushing yards, seven rushing touchdowns and 6.3 yards per career last season despite starting only three games
- Posted his first career 100-yard rushing performance versus San Diego State in

2024 with 169 yards on 17 carries

- Found the endzone twice for the first time in his career against N.C. State in 2024
- Recorded a career-long 75-yard run versus Syracuse in 2024
- Nickname is "Jet"

**Thomas' Career Rushing Stats (\*at California)**

Year	TC	Net Yds	Avg	TD	LG
2023*	18	110	6.1	1	27
2024*	100	626	7.0	7	75
2025	23	117	5.1	0	32
<b>Totals</b>	<b>141</b>	<b>853</b>	<b>6.0</b>	<b>8</b>	<b>75</b>


**JONJON VAUGHNS (6)****R-SR – LB – 6-1, 225 – Pasadena, Calif. (St. John Bosco HS)****KEY NOTES ON VAUGHNS**

- Has posted the first four double-digit tackle performances of his career in 2025
- Ranks seventh in FBS and second in Big Ten (trails Chisom) with 10.5 tackles per game
- Recorded his first career double-digit tackle performance vs. Utah in Week 1 with 15 (6-9-15)
- Two-sport athlete (baseball)

- Recorded first two interceptions of his career in 2022 in games against South Alabama and Washington
- Four-year baseball player under UCLA skipper John Savage
- Two-way player on the diamond as an outfielder and relief pitcher

**Vaughns' Career Stats**

Year	TT	T-AT	Sacks-Yds	TFL-Yds	INT (TD)
2020	13	8-5	0.0-0	1.0-1	0 (0)
2021	18	12-6	0.0-0	0.5-1	0 (0)
2022	53	28-25	0.0-0	1.0-2	2 (0)
2023	25	15-10	1.0-8	3.5-11	0 (0)
2024	4	1-3	0.0-0	0.5-1	0 (0)
2025	47	18-29	0.0-0	1.0-1	0 (0)
<b>Totals</b>	<b>160</b>	<b>82-78</b>	<b>1.0-8</b>	<b>7.5-17</b>	<b>2 (0)</b>

**ANTHONY WOODS (6)****R-JR – RB – 5-11, 185 – Palmdale, Calif. (Utah)****KEY NOTES ON WOODS**

- Leads UCLA with 266 all-purpose yards this season (127 rushing, 103 receiving)
- Scored UCLA's first touchdown of 2025 with a 19-yard catch versus Utah
- Owns UCLA's longest rush of the season (33 yards vs. New Mexico)
- Has posted eight career 100-yard rushing performances, all coming at Idaho
- Missed the entirety of the 2024 season

due to injury while attending Utah

- 2-time All-Big Sky honoree (1st Team - 2023; 2nd Team - 2022)

**Woods' Career Rushing Stats (\*at Idaho; no stats in '24)**

Year	TC	Net Yds	Avg	TD	LG
2022*	154	880	5.7	3	39
2023*	206	1155	5.6	16	92
2025	25	127	5.0	0	33
<b>Totals</b>	<b>385</b>	<b>2162</b>	<b>5.6</b>	<b>19</b>	<b>93</b>

UCLA'S PREVIOUS GAME STARTERS

Friday, Sept. 27 at Northwestern (Martin Stadium in Evanston, Ill.)

OFFENSE

	No.	Name	Yr.	Ht.	Wt.
WR	3	Kwazi Gilmer	So.	6-2	190
WR	2	Titus Mokiao-Atimalala	R-Sr.	6-1	190
LT	77	Courtland Ford	R-Sr.	6-6	315
LG	55	Eugene Brooks	R-Fr.	6-4	340
C	64	Sam Yoon	R-Jr.	6-5	315
RG	72	Garrett DiGiorgio	R-Sr.	6-7	320
RT	71	Reuben Unije	R-Sr.	6-6	315
TE	81	Hudson Habermehl	R-Sr.	6-7	245
WR	1	Rico Flores Jr.	R-So.	6-2	205
QB	9	Nico Iamaleava	R-So.	6-6	215
RB	21	Jaivian Thomas	Jr.	5-11	195

DEFENSE

	No.	Name	Yr.	Ht.	Wt.
DE	15	Anthony Jones	R-Jr.	6-5	265
DL	58	Gary Smith III	R-Sr.	6-2	340
DL	99	Keanu Williams	R-Sr.	6-5	320
DE	52	Kechaun Bennett	R-Sr.	6-4	250
LB	6	JonJon Vaughns	R-Sr.	6-1	225
LB	32	Isaiah Chisom	R-So.	6-1	235
Nickel	28	Scooter Jackson	Jr.	6-1	185
CB	3	Robert Stafford III	R-So.	5-11	185
S	4	Key Lawrence	R-Sr.	6-1	200
S	21	Cole Martin	R-So.	5-9	190
CB	18	Rodrick Pleasant	R-So.	5-10	175

SPECIAL TEAMS

	No.	Name	Yr.	Ht.	Wt.
LONG SNAPPER	50	Salem Abdul-Wahab	R-Jr.	6-1	250
KICKOFF	94	Mateen Bhaghani	Jr.	6-1	175
HOLDER	49	Will Karoll	Jr.	6-4	210
PUNTER	49	Will Karoll	Jr.	6-4	210
PLACE KICKER	94	Mateen Bhaghani	Jr.	6-1	175

UCLA STARTING ASSIGNMENTS CHART

Pos.	Player	'19	'20	'21	'22	'23	'24	'25	Total	Streak
OL	Garrett DiGiorgio	--	--	1	13	13	11	4	42	15
DL	Jacob Busic	--	0*	12*	12*	3*	5	1	33	0
P	Will Karoll	--	--	--	--	12*	14*	4	30	30#
OL	Tautai Li'o Marks	--	0*	0*	11*	12*	3*	--	26	0
LS	Salem Abdul-Wahab	--	--	--	11*	0	11	4	26	15
RB	Anthony Woods	--	--	--	12*	12*	0*	1	25	0
OL	Reuben Unije	--	6*	0*	2*	11*	4	2	25	2
K	Mateen Bhaghani	--	--	--	--	10*	11	4	25	15
LB	Ben Perry	--	--	0*	10*	13*	0*	--	23	0
DB	Bryon Threats	--	--	0*	10*	9*	0*	1	20	0
DB	Scooter Jackson	--	--	--	--	5*	11*	2	18	1
QB	Nico Iamaleava	--	--	--	--	1*	13*	4	18	18#
DB	Key Lawrence	--	0*	4*	4*	6*	0*	4	18	4
DL	Gary Smith III	--	0*	9*	4	0	0	4	17	4
OL	Courtland Ford	--	1*	8*	3*	2*	0*	3	17	1
LB	JonJon Vaughns	--	1	0	11	0	0	4	16	4
DL	Keanu Williams	--	--	0*	0*	10	2	4	16	4
WR	Titus Mokiao-Atimalala	--	--	1*	3	0	7	4	15	5
RB	Jalen Berger	--	1*	0*	11*	0*	0	2	14	0
LB	Isaiah Chisom	--	--	--	--	--	11*	3	14	3
WR	Mikey Matthews	--	--	--	--	6*	4*	2	12	0
OL	Sam Yoon	--	--	--	--	0	8	4	12	12
WR	Kwazi Gilmer	--	--	--	--	--	7	4	11	9
DB	Jamier Johnson	--	--	0*	1*	0*	10*	--	11	0
TE	Hudson Habermehl	0	0	0	4	2	0	4	10	4
DB	Andre Jordan Jr.	--	--	--	--	0*	9*	--	9	0
DL	Devin Aupiu	--	--	0	0	0	8	--	8	0
DL	Anthony Jones	--	--	--	0*	4*	0*	4	8	4
DL	Siale Taupaki	0	0	0	0	0	7	--	7	0
WR	Rico Flores Jr.	--	--	--	--	2*	4	1	7	1
DL	Nico Davillier	--	--	--	0*	0*	6*	--	6	0
TE	Jack Pedersen	--	--	--	--	0	4	1	5	0
WR	Jaedon Wilson	--	--	0*	0*	4*	0*	--	4	0
RB	Jaivian Thomas	--	--	--	--	0*	3*	1	4	1
OL	Eugene Brooks	--	--	--	--	--	0*	4	4	4
DB	Cole Martin	--	--	--	--	0*	0*	4	4	4
DB	Robert Stafford III	--	--	--	--	0*	0*	4	4	4
DB	Rodrick Pleasant	--	--	--	--	0*	0*	4	4	4
OL	Julian Armella	--	--	--	0*	0*	0*	3	3	0
DL	Kechaun Bennett	--	--	0*	0*	0*	0*	3	3	3
OL	K.D. Arnold	--	--	--	--	0*	3*	--	3	0
OL	Yutaka Mahe	--	--	0	0	0	2	--	2	0
LB	Jalen Woods	--	--	--	0	0	1	1	2	0
DB	Kanye Clark	--	--	--	--	0	0	1	1	0
OL	Jaylan Jeffers	--	0	0	0	0	1	--	1	0
WR	Carter Shaw	--	--	--	--	--	1	--	1	0

\* recorded at previous school(s)

# streak includes game(s) played at previous school(s)

STARTS BY POSITION (UCLA CAREER/2025)

QB (4/4) - N. Iamaleava (4/4)

RB (4/4) - Berger (2/2), Woods (1/1), Thomas (1/1)

WR (33/11) - Mokiao-Atimalala (14/4), Gilmer (11/4) Flores (5/1), Matthews (2/2), Shaw (1/0)

TE (15/5) - Habermehl (10/4), Pedersen (5/1)

OL (73/20) - DiGiorgio (42/4), Yoon (12/4), Unije (6/2), Brooks (4/4), Armella (3/3), Ford (3/3), Mahe (2/0), Jeffers (1/0)

DL (52/16) - Williams (16/4), Aupiu (8/0), Smith III (8/4), Taupaki (7/0), Busic (6/1), Jones (4/4), Bennett (3/3)

LB (21/8) - Vaughns (16/4), Chisom (3/3), Woods (2/1)

DB (20/20) - Lawrence (4/4), Martin (4/4), Pleasant (4/4), Stafford (4/4), Clark (1/1), Jackson (2/2), Threats (1/1)

ST (34/12) - Abdul-Wahab (15/4), Bhaghani (15/4), Karoll (4/4)



GAME-BY-GAME STARTERS - OFFENSE

Opponent	WR	WR/TE	LT	LG	C	RG	RT	TE	QB	RB	WR
Utah (8/30/25)	Gilmer	Pedersen	Ford	Brooks	Yoon	Armella	DiGiorgio	Habermehl	N. Iamaleava	Berger	Mokiao-Atimalala
at UNLV (9/6/25)	Gilmer	Matthews	Ford	Brooks	Yoon	Armella	DiGiorgio	Habermehl	N. Iamaleava	Berger	Mokiao-Atimalala
New Mexico (9/12/25)	Gilmer	Matthews	DiGiorgio	Brooks	Yoon	Armella	Unije	Habermehl	N. Iamaleava	Woods	Mokiao-Atimalala
at Northwestern (9/27/25)	Gilmer	Flores Jr.	Ford	Brooks	Yoon	DiGiorgio	Unije	Habermehl	N. Iamaleava	Thomas	Mokiao-Atimalala
Penn State (10/4/25)											
at Michigan State (10/11/25)											
Maryland (10/18/25)											
at Indiana (10/25/25)											
Nebraska (11/8/25)											
at Ohio State (11/15/25)											
Washington (11/22/25)											
at USC (11/29/25)											

GAME-BY-GAME STARTERS - DEFENSE

Opponent	DE	DT	DT	DE/LB	LB	LB	Nickel/LB	CB	S	S	CB
Utah (8/30/25)	Jones	Smith III	Williams	Busic	Vaughns	J. Woods	Clark	Pleasant	Lawrence	Martin	Stafford III
at UNLV (9/6/25)	Jones	Smith III	Williams	Bennett	Vaughns	Chisom	Jackson	Pleasant	Lawrence	Martin	Stafford III
New Mexico (9/12/25)	Jones	Smith III	Williams	Bennett	Vaughns	Chisom	Threats	Pleasant	Lawrence	Martin	Stafford III
at Northwestern (9/27/25)	Jones	Smith III	Williams	Bennett	Vaughns	Chisom	Jackson	Pleasant	Lawrence	Martin	Stafford III
Penn State (10/4/25)											
at Michigan State (10/11/25)											
Maryland (10/18/25)											
at Indiana (10/25/25)											
Nebraska (11/8/25)											
at Ohio State (11/15/25)											
Washington (11/22/25)											
at USC (11/29/25)											

100-YARD GAMES BY CURRENT UCLA PLAYERS

Rusher	'20	'21	'22	'23	'24	'25	UCLA Career	Total
Jalen Berger	0*	0*	3*	0	0	0	0	3
Jaivian Thomas				0*	1*	0	0	1
Anthony Woods			2*	6*	0*	0	0	8
Receiver	'20	'21	'22	'23	'24	'25	UCLA Career	Total
Rico Flores Jr.				0*	1	0	1	1

\* recorded at previous school

UCLA's SINGLE-GAME BESTS (SINCE 2012)

Category	Mark
Rushing Yards	404 vs. NCCU, 2023
Passing Yards	507 at WSU, 2019
Total Yards	692 vs. NMSU, 2013
First Downs	39 vs. NMSU, 2013
Fewest Rushing Yards Allowed	3 at USC, 2023
Fewest Passing Yards Allowed	56 at UNLV, 2015
Fewest First Downs Allowed	9 vs. BGSU, 2022
Fewest Total Yards Allowed	162 vs. BGSU, 2022
Sacks	7.0, last vs. COLO, 2023
Turnovers Forced	6 (4 fumbles, 2 interceptions), last at WSU, 2019
Points (Game)	67 at WSU, 2019
Points (Half)	50 at WSU, 2019 (2H)
Points (Quarter)	35 vs. NCCU, 2023 (1Q)
Margin of Victory	56 vs. ARIZ, 2012 (66-10)
Largest Comeback Win (Road)	32 at WSU, 2019 (17-49 in 3Q)
Largest Comeback Win (Home)	34 vs. TA&M, 2017(10-44 in 3Q)
Largest Halftime Deficit Overcome in Win (Road)	18 at WSU, 2019 (17-35)
Largest Halftime Deficit Overcome in Win (Home)	28 vs. TA&M, 2017 (10-38)
Fewest Points Allowed in Game	0 at ORST, 2015

UCLA TURNOVERS

Opp.	UCLA Turnovers	Outcome	Pts.
UTAH	Nico lamaleava INT	TD	7
UNLV	Nico lamaleava fumble	TD	6
UNLV	Nico lamaleava INT	End of Game	-
UNM	Nico lamaleava INT	TD	7
NU	-	-	-
Totals	4 (3 interceptions, 1 fumble)		20

UCLA TAKEAWAYS

Opp.	Opponent Turnovers	Outcome	Pts.
UTAH	-	-	-
UNLV	-	-	-
UNM	Key Lawrence FF (Devin Aupiu FR)	Punt	0
	Kyle Miller FR (muffed punt)	FG	3
NU	-	-	-
Totals	2 (2 fumbles , 0 interceptions)		3

UCLA'S RECORD WHEN ...

	2025	2018-present
Record in day games (earlier than 5 p.m. start)	0-1	23-19
Record in night games (5 p.m. or later start)	0-3	17-26
Record in home games	0-2	22-24
Record in road games	0-2	17-20
Record in August	0-1	2-2
Record in September	0-3	11-15
Record in October	0-0	12-10
Record in November	0-0	13-15
Record in December	0-0	2-3
Record following wins*	0-0	18-13
Record following losses*	0-2	13-22
Record following byes	0-1	3-5
Record on natural surfaces	0-2	31-31
Record on artificial surfaces	0-2	9-14
Record against conference teams	0-1	29-33
Record in conference home games	0-0	14-17
Record in conference road games	0-1	15-16
Record in non-conference home games	0-2	8-7
Record in non-conference road games	0-1	2-4
Record in non-conference neutral games	0-0	1-1
Record against AP Top 25 teams (home)	0-0	5-7
Record against AP Top 25 teams (road)	0-0	1-8
Record against AP Top 25 teams (neutral)	0-0	0-0
The game is decided by 1-3 points	0-1	4-9
The game is decided by 1-7 points	0-2	10-18
Turnovers are the same	0-1	14-14
UCLA commits more turnovers	0-2	4-26
UCLA commits fewer turnovers	0-1	22-5
UCLA scores first	0-0	22-15
OPP scores first	0-4	18-30
UCLA leads at halftime	0-0	31-6
UCLA trails at halftime	0-4	9-38
Tied at halftime	0-0	0-1
UCLA leads after third quarter	0-0	34-4
UCLA trails after third quarter	0-4	5-39
Tied after third quarter	0-0	1-2
Record in overtime games	0-0	0-1
UCLA scores fewer than 20 points	0-3	1-24
UCLA scores between 20-29 points	0-1	8-9
UCLA scores between 30-39 points	0-0	16-8
UCLA scores 40+ points	0-0	14-4
UCLA scores touchdown(s) on defense	0-0	3-5
UCLA scores touchdown(s) on special teams	0-0	4-1

	2025	2018-present
UCLA totals fewer than 100 rushing yards	0-1	3-14
UCLA totals 100-199 rushing yards	0-3	9-24
UCLA totals 200-299 rushing yards	0-0	22-7
UCLA totals 300+ rushing yards	0-0	6-0
UCLA totals fewer than 200 passing yards	0-2	15-16
UCLA totals 200-299 passing yards	0-2	19-20
UCLA totals 300-399 passing yards	0-0	5-8
UCLA totals 400+ passing yards	0-0	1-1
UCLA totals fewer than 300 total offense yards	0-1	0-13
UCLA totals 300-399 total offense yards	0-2	8-12
UCLA totals 400-499 total offense yards	0-1	19-16
UCLA totals 500+ total offense yards	0-0	13-4
UCLA records zero turnovers	0-1	14-7
UCLA records 1-3 turnovers	0-3	25-30
UCLA records 4+ turnovers	0-0	1-8
UCLA records zero takeaways	0-3	2-18
UCLA records 1-2 takeaways	0-1	28-24
UCLA records 3+ takeaways	0-0	10-3
UCLA finishes above 30:00 possession time	0-1	20-16
UCLA finishes below 30:00 possession time	0-3	20-29
UCLA has a 100-yard rusher	0-0	25-13
UCLA does not have a 100-yard rusher	0-4	15-32
UCLA has a 100-yard rusher and receiver	0-0	6-3
UCLA has more plays from scrimmage	0-1	21-20
UCLA has fewer plays from scrimmage	0-3	17-25
Plays from scrimmage are the same	0-0	2-0
OPP has a 100-yard rusher	0-2	7-18
OPP totals fewer than 100 rushing yards	0-0	23-7
OPP totals 100-199 rushing yards	0-2	15-25
OPP totals 200+ rushing yards	0-2	2-12
OPP totals fewer than 100 passing yards	0-0	0-0
OPP totals 100-199 passing yards	0-2	13-11
OPP total 200-299 passing yards	0-2	20-18
OPP totals 300+ passing yards	0-0	7-15
OPP totals fewer than 200 total offense yards	0-0	3-0
OPP totals 200-299 total offense yards	0-0	13-3
OPP totals 300-399 total offense yards	0-2	15-8
OPP totals 400+ total offense yards	0-2	9-34

\* win or loss came in previous calendar week

UCLA'S GAME-BY-GAME TEAM STATS

			UCLA Offense			UCLA Defense		
			Rushing	Passing	Total Offense	Rushing	Passing	Total Offense
OPPONENT	Score	W/L	TC-Yds-TD-LG	PC-PA-Int-Yds-TD-LG	Plays-Yds-TD	TC-Yds-TD-LG	PC-PA-Int-Yds-TD-LG	Plays-Yds-TD
Utah (8/30/25)	10-43	L	28-84-0-21	11-22-1-136-1-19	50-220-1	54-289-4-25	21-26-0-206-2-36	80-492-6
at UNLV (9/6/25)	23-30	L	30-173-1-32	29-41-1-255-1-21	72-428-2	32-148-1-33	15-21-0-203-3-32	53-351-4
New Mexico (9/12/25)	10-35	L	22-109-0-33	22-34-1-217-1-32	56-326-1	46-298-3-54	12-17-0-152-243	63-450-5
at Northwestern (9/27/25)	14-17	L	29-131-0-32	19-27-0-180-1-29	57-311-1	42-199-1-24	12-18-0-115-1-25	60-314-2
Penn State (10/4/25)								
at Michigan State (10/11/25)								
Maryland (10/18/25)								
at Indiana (10/25/25)								
Nebraska (11/8/25)								
at Ohio State (11/15/25)								
Washington (11/22/25)								
at USC (11/29/25)								

TOUCHDOWN DRIVES

UCLA					
Qtr.	Opp.	Scoring Play	Plays	Yds.	TOP
2	UTAH	A. Woods 19-yard pass from N. lamaleava	10	75	5:58
3	UNLV	Fox Flores 4-yard pass from N. lamaleava	12	75	7:12
4	UNLV	N. lamaleava 30-yard run	8	78	3:08
2	UNM	Mokiao-Atimalala 12-yard pass from N. lamaleava	8	78	3:39
4	NU	Gilmer 29-yard pass from N. lamaleava	4	80	1:29

OPPONENTS

Qtr.	Opp.	Scoring Play	Plays	Yds.	TOP
1	UTAH	Parker 13-yard rush	11	75	4:11
1	UTAH	Snowden 8-yard rush	10	60	5:10
2	UTAH	Barton 14-yard pass from Dampier	5	49	2:12
3	UTAH	Dampier 2-yard rush	20	80	9:44
4	UTAH	Bentley 2-yard pass from Dampier	9	81	4:49
4	UTAH	Rogers 1-yard rush	4	29	2:08
1	UNLV	Elksnis 21-yard pass from Colandrea	6	81	4:28
2	UNLV	Omeire 21-yard pass from Colandrea	10	87	5:38
2	UNLV	Lee 19-yard run	5	44	1:41
4	UNLV	Gumms 17-yard pass from Colandrea	6	75	2:59
1	UNM	Humphrey 1-yard rush	9	64	5:25
2	UNM	Mapa 8-yard pass from Layne	7	59	3:56
4	UNM	Bankston 2-yard rush	13	75	7:52
4	UNM	Bankston 43-yard pass from Layne	3	42	2:07
4	UNM	McKinney 3-yard rush	7	74	3:22
2	NU	Komolafe 9-yard rush	6	69	2:57
2	NU	Wilde 10-yard pass from Stone	5	64	2:46

UCLA TOUCHDOWN DRIVE CHART

Longest ...

Longest (plays): 12 vs. Utah  
Longest (yards): 78 yards vs. UNLV; 78 yards vs. New Mexico  
Time of possession: 7:12 vs. UNLV  
Long scoring run: 30 yards by Nico lamaleava (at UNLV)  
Long scoring pass: 29 yards by Nico lamaleava to Kwazi Gilmer (at Northwestern)

Touchdown Drive Breakdown

0-9 yards: 0	50-59 yards: 0	First quarter: 0
10-19 yards: 0	60-69 yards: 0	Second quarter: 2
20-29 yards: 0	70-79 yards: 4	Third quarter: 1
30-39 yards: 0	80-89 yards: 1	Fourth quarter: 2
40-49 yards: 0	90-99 yards: 0	Overtime: 0

Most Points ...

Most points in a quarter: 10 (Q3 vs. UNLV; Q4 vs. UNLV)  
Most points in first half: 7 vs. Utah; 7 vs. New Mexico  
Most points in second half: 20 vs. UNLV

OPPONENT TOUCHDOWN DRIVE CHART

Longest ...

Longest (plays): 20 (Utah)  
Longest (yards): 81 (Utah)  
Time of possession: 9:44 (Utah)  
Long scoring run: 19 yards by Keyvone Lee (UNLV)  
Long scoring pass: 43 yards by Jack Layne to Damon Bankston (New Mexico)

Touchdown Drive Breakdown

0-9 yards: 0	50-59 yards: 1	First quarter: 4
10-19 yards: 0	60-69 yards: 4	Second quarter: 6
20-29 yards: 1	70-79 yards: 4	Third quarter: 1
30-39 yards: 0	80-89 yards: 4	Fourth quarter: 6
40-49 yards: 3	90-99 yards: 0	Overtime: 0

Most Points ...

Most points in a quarter: 21 (New Mexico - Q4)  
Most points in first half: 23 (Utah, UNLV)  
Most points in second half: 21 (New Mexico)



UCLA IN THE RED ZONE

OPP	UCLA RZ Scores	ATT	PTS	Failed
UTAH	1 (TD pass)	1	7	-
UNLV	4 (TD pass, 3 FG)	4	16	-
UNM	1 (TD Pass)	1	7	-
NU	2 (2 FG)	2	6	-
Totals	8 (3 TD pass, 0 TD rush, 5 FG)	8	36	

UCLA OPPONENTS IN THE RED ZONE

OPP	OPP RZ Scores	ATT	PTS	Failed
UTAH	6 (4 TD rush, 2 TD pass)	6	40	-
UNLV	2 (TD pass, TD rush)	2	13	-
UNM	4 (3 TD rush, TD pass)	6	28 Downs, Fumble	
NU	3 (TD rush, TD pass, FG)	4	17 Blocked FG	
Totals	15 (9 TD rush, 5 TD pass, 1 FG)	18	98	

UCLA FIRST DRIVES

Game	Possession	Result	W/L
Utah	10 plays, 37 yards, 4:03	Downs	L
UNLV	4 plays, 22 yards, 3:14	Punt	L
New Mexico	7 plays, 31 yards, 4:48	Punt	L
Northwestern	6 plays, 21 yards, 3:27	Punt	L

UCLA OPPONENT FIRST DRIVES

Game	Possession	Result	W/L
Utah	11 plays, 75 yards, 4:11	TD Run	W
UNLV	11 plays, 43 yards, 6:59	FG	W
New Mexico	4 plays, 22 yards, 1:37	Punt	W
Northwestern	17 plays, 74 yards, 9:09	FG	W

UCLA's 20-YARD PLAYS

Yds.	Type	Player(s)	Opp.
21	Run	N. lamaleava	UTAH (1)
32	Run	Thomas	UNLV (7)
21	KOR	Frias II	
27	KOR	Frias II	
20	Run	A. Woods	
30	Run	N. lamaleava*	
20	Run	Berger	
21	Pass	Gilmer from N. lamaleava	
32	Pass	Matthews from N. lamaleava	UNM (4)
20	Pass	Gilmer from N. lamaleava	
33	Run	A. Woods	
28	Pass	Matthews from N. lamaleava	
32	Run	N. lamaleava	NU (2)
29	Pass	Gilmer from N. lamaleava*	

\* indicates scoring play

Yds.	Type	Player(s)	Opp.
------	------	-----------	------

UCLA OPPONENT 20-YARD PLAYS

UTAH (2) - 36 pass, 25 run
UNLV (4) - 21 pass*, 32 pass, 21 pass*, 33 run
UNM (6) - 20 pass, 20 pass, 43 run, 20 rush, 43 pass*, 54 rush
NU (6) - 20 pass, 22 pass, 24 run, 20 run, 25 pass, 23 KOR

\* indicates scoring play

20-YARD PLAYS BY BRUINS

Player	No.	TD	Rush	Pass	KOR	PR	IR	FR
Nico lamaleava	3	1	3	0	0	0	0	0
Anthony Frias II	2	0	0	0	2	0	0	0
Kwazi Gilmer	3	1	0	3	0	0	0	0
Mikey Matthews	2	0	0	2	0	0	0	0
Jaivian Thomas	1	0	1	0	0	0	0	0
Anthony Woods	2	0	2	0	0	0	0	0
Jalen Berger	1	0	1	0	0	0	0	0
Totals	14	2	7	5	2	0	0	0

GAME-BY-GAME STATISTICAL LEADERS

Opponent	PASSING YDS	PASSING TD	CARRIES	RUSHING YDS	RUSHING TD	RECEPTIONS	RECEIVING YDS	RECEIVING TD
Utah	N. lamaleava (136)	N. lamaleava (1)	N. lamaleava (13)	N. lamaleava (47)	-	A. Woods/Gilmer (3)	A. Woods (48)	A. Woods (1)
at UNLV	N. lamaleava (255)	N. lamaleava (1)	N. lamaleava (11)	N. lamaleava (59)	N. lamaleava (1)	Gilmer (8)	Gilmer (87)	Fox-Flores (1)
New Mexico	N. lamaleava (217)	N. lamaleava (1)	A. Woods (10)	A. Woods (64)	-	Gilmer/A. Woods (5)	Matthews (67)	Mokiao-Atimalala (1)
at Northwestern	N. lamalaeava (180)	N. lamaleava (1)	N. lamaleava (14)	N. lamaleava (65)	-	Flores Jr. (4)	Gilmer (51)	Gilmer (1)
Penn State								
at Michigan State								
Maryland								
at Indiana								
Nebraska								
at Ohio State								
Washington								
at USC								

GAME-BY-GAME STATISTICAL LEADERS

Opponent	TACKLES	TACKLES FOR LOSS	SACKS
Utah	Chisom (17)	Chisom/Vaughns (1.0)	None
at UNLV	Vaughns (10)	Jones (1.5)	Jones/Bennett (1.0)
New Mexico	Chisom (11)	-	-
at Northwestern	Vaughns (12)	Smith III (1.5)	4 players (0.5)
Penn State			
at Michigan State			
Maryland			
at Indiana			
Nebraska			
at Ohio State			
Washington			
at USC			

OFFENSE CAREER HIGHS

0 JALEN BERGER

Carries:	21 vs. Indiana, 2022
Rushing Yards:	120 vs. Western Michigan, 2022
Rushing TDs:	3 vs. Akron, 2022
Rushing Long:	50 vs. Western Michigan, 2022
Receptions:	4 vs. Central Michigan, 2023
Receiving Yards:	38 at Washington, 2022
Receiving TDs:	1, last at Nebraska, 2024
Receiving Long:	32 at Washington, 2022

1 RICO FLORES JR.

Receptions:	8 vs. Wake Forest, 2023
Receiving Yards:	102, last at Hawai'i, 2024
Receiving TDs:	1, last at Hawai'i, 2024
Receiving Long:	60 vs. Pittsburgh, 2023

82 NOAH FOX-FLORES

Receptions:	1 at UNLV, 2025
Receiving Yards:	4 at UNLV, 2025
Receiving TDs:	1 at UNLV, 2025
Receiving Long:	4 at UNLV, 2025

22 ANTHONY FRIAS II

Carries:	13 vs. Fresno State, 2024
Rushing Yards:	43 vs. Fresno State, 2024
Rushing Long:	8, last vs. Fresno State, 2024
Receptions:	2 vs. Fresno State, 2024
Receiving Yards:	18 vs. Fresno State, 2024
Receiving Long:	14 vs. Fresno State, 2024

3 KWAZI GILMER

Receptions:	8 at UNLV, 2025
Receiving Yards:	88 at Nebraska, 2024
Receiving TDs:	1, last at Northwestern, 2025
Receiving Long:	48 at Nebraska, 2024

DEFENSE CAREER HIGHS

44 DEVIN AUPIU

Tackles:	4 vs. Utah, 2025
Tackles for Loss:	2.0 at Nebraska, 2024
Sacks:	1.0 vs. USC, 2024

12 JAMIR BENJAMIN

Tackles:	1, last vs. New Mexico, 2025
----------	------------------------------

52 KECHAUN BENNETT

Tackles:	5 at UNLV, 2025
Tackles for Loss:	1.0, last at Northwestern, 2025

88 GRANT BUCKEY

Tackles:	1 vs. N.C. Central, 2023
----------	--------------------------

97 JACOB BUSIC

Tackles:	6, last at Air Force, 2022
Tackles for Loss:	2.0 vs. Delaware, 2022
Sacks:	2.0 vs. Delaware, 2022

32 ISAIAH CHISOM

Tackles:	17 vs. Utah, 2025
Tackles for Loss:	3.0 vs. Notre Dame, 2023
Sacks:	1.0 vs. Stanford, 2023

1 KANYE CLARK

Tackles:	4 at UNLV, 2025
Tackles for Loss:	1.0 vs. N.C. Central, 2023

11 NICO DAVILLIER

Tackles:	5 at Mississippi State, 2024
Tackles for Loss:	2.0 at Ole Miss, 2024
Sacks:	1.0, last at Auburn, 2024

95 JALEN HARGROVE

Tackles:	1 vs. Texas Southern, 2024
----------	----------------------------

55 A.J. FUIMAONO

Tackles:	5 at Northwestern, 2025
Tackles for Loss:	0.5 at Northwestern, 2025
Sacks:	0.5 at Northwestern, 2025
Pass Breakups:	1 at Northwestern, 2025

81 HUDSON HABERMEHL

Receptions:	4 vs. New Mexico, 2025
Receiving Yards:	64, last vs. Arizona, 2022
Receiving TDs:	2 at USC, 2023
Receiving Long:	51 vs. Arizona, 2022

9 NICO IAMALEAVA

Carries:	20 at Ohio State, 2024
Rushing Yards:	65, last at Northwestern, 2025
Rushing TDs:	2 at Ohio State, 2024
Rushing Long:	32 at Northwestern, 2025
Completions:	28 vs. Kentucky, 2024
Passing Attempts:	38 vs. Kentucky, 2024
Passing Yards:	314 vs. Chattanooga, 2024
TD Passes:	4, last at Vanderbilt, 2024
Passing Long:	86 at Vanderbilt, 2024
Total Offense:	320 vs. Chattanooga, 2024
Interceptions:	2 vs. N.C. State, 2024

32 TROY LEIGBER

Carries:	1 vs. N.C. Central, 2023
Rushing Yards:	9 vs. N.C. Central, 2023
Rushing Long:	9 vs. N.C. Central, 2023

7 MIKEY MATTHEWS

Receptions:	7 vs. California, 2023
Receiving Yards:	67 vs. New Mexico, 2025
Receiving TDs:	1 at Wake Forest, 2024
Receiving Long:	46 at Florida State, 2024

2 TITUS MOKIAO-ATIMALALA

Receptions:	6 vs. USC, 2024
Receiving Yards:	89 vs. Pittsburgh, 2022
Receiving TDs:	1, last vs. New Mexico, 2025
Receiving Long:	49 vs. Pittsburgh, 2022

28 JACK PEDERSEN

Receptions:	3, last at UNLV, 2025
Receiving Yards:	37 at Washington, 2024
Receiving TDs:	1 at LSU, 2024
Receiving Long:	23 vs. Oregon, 2024

28 SCOOTER JACKSON

Tackles:	6, last vs. Abilene Christian, 2024
Tackles for Loss:	1.0 vs. Austin Peay, 2024
Interceptions:	1 vs. Central Arkansas, 2024

19 JAMIER JOHNSON

Tackles:	6 at Northwestern, 2024
Interceptions:	1 vs. Nebraska, 2024

15 ANTHONY JONES

Tackles:	5, last vs. Utah, 2025
Tackles for Loss:	1.5 at UNLV, 2025
Sacks:	1.0, last at UNLV, 2025

2 ANDRE JORDAN JR.

Tackles:	7 vs. UNLV, 2024
Tackles for Loss:	2.0 vs. Colorado State, 2024

4 KEY LAWRENCE

Tackles:	9, last vs. New Mexico, 2025
Tackles for Loss:	2.0, last at Kansas, 2023
Sacks:	1.0 vs. Iowa State, 2021
Interceptions:	1, last at Cincinnati, 2023

33 TY LEE

Tackles:	1, last at UNLV, 2025
----------	-----------------------

21 COLE MARTIN

Tackles:	9 at Northwestern, 2025
Tackles for Loss:	1.0 at Northwestern, 2025
Interceptions:	1 at Arizona State, 2023

36 WYATT MOSIER

Tackles:	1, last vs. Iowa, 2024
----------	------------------------

0 DONAVYN PELLOT

Tackles:	3 vs. N.C. Central, 2023
Tackles for Loss:	1.0 vs. N.C. Central, 2023
Sacks:	1.0 vs. N.C. Central, 2023

10 BEN PERRY

Tackles:	9 vs. Kentucky, 2023
Tackles for Loss:	3.0 vs. Kentucky, 2023
Sacks:	1.0, last vs. Miami (FL), 2024

88 JAKE RENDA

Receptions:	2 vs. Wofford, 2023
Receiving Yards:	14 vs. Wofford, 2023
Receiving Long:	12 vs. Wofford, 2023

14 CARTER SHAW

Receptions:	1 at Hawai'i, 2024
Receiving Yards:	27 at Hawai'i, 2024
Receiving Long:	27 at Hawai'i, 2024

4 EZAVIER STAPLES

Receptions:	2 at UNLV, 2025
Receiving Yards:	18 at UNLV, 2025
Receiving Long:	16 at Stanford, 2023

21 JAIVIAN THOMAS

Carries:	17, last at Pittsburgh, 2024
Rushing Yards:	169 vs. San Diego State, 2024
Rushing TDs:	2 vs. N.C. State, 2024
Rushing Long:	75 vs. Syracuse, 2024
Receptions:	2, last vs. UNLV, 2024
Receiving Yards:	56 vs. Miami (FL), 2024
Receiving TDs:	1 vs. USC, 2023
Receiving Long:	56 vs. Miami (FL), 2024

6 ANTHONY WOODS

Carries:	24 vs. Sacramento State, 2023
Rushing Yards:	211 vs. Eastern Washington, 2023
Rushing TDs:	5 vs. Eastern Washington, 2023
Rushing Long:	93 vs. Lamar, 2023
Receptions:	4 vs. Idaho State, 2023
Receiving Yards:	48 vs. Utah, 2025
Receiving TDs:	1, last vs. Utah, 2025
Receiving Long:	19 vs. Utah, 2025

18 RODRICK PLEASANT

Tackles:	5 at Northwestern, 2025
Tackles for Loss:	0.5, last at Northwestern, 2025
Kick Blocks:	1 at Northwestern, 2025

54 ASHTON SANDERS

Tackles:	1, last vs. Temple, 2024
Tackles for Loss:	0.5, last vs. Temple, 2024
Sacks:	0.5 vs. Temple, 2024

58 GARY SMITH III

Tackles:	7 at Northwestern, 2025
Tackles for Loss:	2.0 vs. Colorado, 2023
Sacks:	1.0, last vs. Colorado, 2023

3 ROBERT STAFFORD III

Tackles:	3 vs. Utah, 2025
Pass Breakups:	1, last at Northwestern, 2025

22 CROIX STEWART

Tackles:	5 vs. Indiana, 2024
----------	---------------------

92 SIALE TAUPAKI

Tackles:	6 vs. Oregon, 2024
Tackles for Loss:	1.0 vs. Minnesota, 2024
Sacks:	1.0 vs. Minnesota, 2024

20 SCOTT TAYLOR

Tackles:	1 at Northwestern, 2025
----------	-------------------------

23 BRYON THREATS

Tackles:	9, last at Oklahoma State, 2023
Tackles for Loss:	1.0, last vs. Sam Houston, 2024
Sacks:	1.0, last vs. Miami (OH), 2023
Interceptions:	1, last vs. Miami (OH), 2023

6 JONJON VAUGHNS

Tackles:	15 vs. Utah, 2025
Tackles for Loss:	2.0 at USC, 2023
Sacks:	1.0 at USC, 2023
Interceptions:	1, last vs. Washington, 2022

29 MARQUISE VILLAHERMOSA

Tackles:	2 vs. N.C. Central, 2023
----------	--------------------------

41 JEWELOUS WALLS

Tackles:	1 vs. Utah, 2025
----------	------------------

7 AARON WILLIAMS

Tackles:	1, last at UNLV, 2025
----------	-----------------------

99 KEANU WILLIAMS

Tackles:	6 vs. New Mexico, 2025
Tackles for Loss:	1.0 at Hawai'i, 2024
Sacks:	1.0 at Hawai'i, 2024

9 JALEN WOODS

Tackles:	6, last vs. Utah, 2025
Tackles for Loss:	1.0, last at Nebraska, 2024
Sacks:	1.0 at Nebraska, 2024
Pass Breakups:	1, last at Northwestern, 2025

KICKING CAREER HIGHS

<b>94 MATEEN BHAGHANI</b>	
FGs Made in Game:	4 at UCLA, 2023
FG Attempts in Game:	4 at UCLA, 2023
FG Long:	57 vs. Iowa, 2024
PATs Made in Game:	6 vs. Wazzu, 2023
PATs Attempted in Game:	6 vs. Wazzu, 2023

<b>35 CASH PETERMAN</b>	
PATs Made in Game:	1 vs. Utah Tech, 2022
PATs Attempted in Game:	1 vs. Utah Tech, 2022

KICKOFF CAREER HIGHS

<b>94 MATEEN BHAGHANI</b>	
Kickoffs in Game:	6, last at Nebraska, 2024
Touchbacks:	5 at Nebraska, 2024

<b>35 CASH PETERMAN</b>	
Kickoffs in Game:	5 at Stanford, 2022
Touchbacks:	1, last at Stanford, 2022

PUNTING CAREER HIGHS

<b>49 WILL KAROLL</b>	
Punts in Game:	8 vs. SMU, 2023
Punt Long:	78 yards at Oklahoma, 2024
50+ Yard Punts:	4 vs. SMU, 2023

KICKOFF-RETURN CAREER HIGHS

<b>22 ANTHONY FRIAS II</b>	
Returns in Game:	3, last at Northwestern, 2025
Yards in Game:	70 at UNLV, 2025
Return Long:	27 at UNLV, 2025

<b>81 HUDSON HABERMEHL</b>	
Returns in Game:	1 vs. USC, 2022
Yards in Game:	11 vs. USC, 2022
Return Long:	11 vs. USC, 2022

<b>7 MIKEY MATTHEWS</b>	
Returns in Game:	4 at USC, 2023
Yards in Game:	103 at USC, 2023
Return Long:	53 at USC, 2023

<b>18 JADYN MARSHALL</b>	
Returns in Game:	2, last vs. Utah, 2025
Yards in Game:	37 vs. Utah, 2025
Return Long:	25 at California, 2022

<b>2 TITUS MOKIAO-ATIMALALA</b>	
Returns in Game:	2 vs. Arizona, 2022
Yards in Game:	46 vs. Arizona, 2022
Return Long:	37 at Navy, 2021

<b>6 JONJON VAUGHNS</b>	
Returns in Game:	1, last vs. California, 2023
Yards in Game:	20 at USC, 2021
Return Long:	20 at USC, 2021

<b>6 ANTHONY WOODS</b>	
Returns in Game:	2 at UNLV, 2025
Yards in Game:	36 at UNLV, 2025
Return Long:	19 at UNLV, 2025

PUNT-RETURN CAREER HIGHS

<b>7 MIKEY MATTHEWS</b>	
Returns in Game:	5 vs. UCLA, 2023
Yards in Game:	20 vs. Arizona State, 2023
Return Long:	14 vs. UC Davis, 2024

GAME-BY-GAME PASSING

	N. IAMALEAVA
Opponent	PC-PA-Int-Yds-TD
Utah	11-22-1-136-1
at UNLV	29-41-1-255-1
New Mexico	22-34-1-217-1
at Northwestern	19-27-0-180-1
Penn State	
at Michigan State	
Maryland	
at Indiana	
Nebraska	
at Ohio State	
Washington	
at USC	

GAME-BY-GAME RUSHING

	BERGER	FRIAS II	N. IAMALEAVA	THOMAS	A. WOODS
Opponent	TC-Yds-TD	TC-Yds-TD	TC-Yds-TD	TC-Yds-TD	TC-Yds-TD
Utah	5-7-0	0-0-0	13-47-0	7-17-0	3-13-0
at UNLV	6-31-0	0-0-0	11-59-1	5-43-0	8-40-0
New Mexico	2-(-2)-0	0-0-0	6-33-0	4-14-0	10-64-0
at Northwestern	4-13-0	0-0-0	14-65-0	7-43-0	4-10-0
Penn State					
at Michigan State					
Maryland					
at Indiana					
Nebraska					
at Ohio State					
Washington					
at USC					



GAME-BY-GAME RECEIVING

	BERGER	FOX-FLORES	FLORES JR.	FRIAS II	GILMER	HABERMEHL	MARSHALL	MATTHEWS	MOKIAO-ATIMALALA
Opponent	PC-Yds-TD	PC-Yds-TD	PC-Yds-TD	PC-Yds-TD	PC-Yds-TD	PC-Yds-TD	PC-Yds-TD	PC-Yds-TD	PC-Yds-TD
Utah	0-0-0	0-0-0	DNP	0-0-0	3-31-0	1-9-0	0-0-0	2-22-0	0-0-0
at UNLV	2-21-0	1-4-1	DNP	1-5-0	8-87-0	0-0-0	DNP	5-34-0	3-32-0
New Mexico	0-0-0	DNP	DNP	0-0-0	5-56-0	4-20-0	DNP	3-67-0	2-25-1
at Northwestern	0-0-0	0-0-0	4-43-0	0-0-0	3-51-1	2-20-0	DNP	0-0-0	3-28-0
Penn State									
at Michigan State									
Maryland									
at Indiana									
Nebraska									
at Ohio State									
Washington									
at USC									

GAME-BY-GAME RECEIVING

	PEDERSEN	SAINT PAUL	STAPLES	SHAW	THOMAS	WILSON	A. WOODS
Opponent	PC-Yds-TD	PC-Yds-TD	PC-Yds-TD	PC-Yds-TD	PC-Yds-TD	PC-Yds-TD	PC-Yds-TD
Utah	2-26-0	DNP	0-0-0	DNP	0-0-0	0-0-0	3-48-1
at UNLV	3-20-0	DNP	2-18-0	DNP	2-19-0	DNP	2-15-0
New Mexico	1-2-0	0-0-0	0-0-0	DNP	2-19-0	0-0-0	5-28-0
at Northwestern	1-2-0	DNP	0-0-0	DNP	1-4-0	2-20-0	3-12-0
Penn State							
at Michigan State							
Maryland							
at Indiana							
Nebraska							
at Ohio State							
Washington							
at USC							

## GAME-BY-GAME DEFENSE

	AUPIU	BENJAMIN	BENNETT	BUSIC	CHISOM	CLARK	FUIMAONO	JACKSON	JONES	JORDAN JR.
Opponent	PT-AT-TT	PT-AT-TT	PT-AT-TT	PT-AT-TT	PT-AT-TT	PT-AT-TT	PT-AT-TT	PT-AT-TT	PT-AT-TT	PT-AT-TT
Utah	4-0-4	0-1-1	0-2-2	2-1-3	5-12-17	2-0-2	0-2-2	2-0-2	4-1-5	2-0-2
at UNLV	0-2-2	0-0-0	2-3-5	0-0-0	5-4-9	2-2-4	0-0-0	0-1-1	1-2-3	0-0-0
New Mexico	1-2-3	0-1-1	2-2-4	0-0-0	7-4-11	1-0-1	0-2-2	1-0-1	0-0-0	0-1-1
at Northwestern	0-0-0	0-0-0	1-2-3	2-0-2	2-3-5	1-0-1	1-4-5	1-2-3	0-3-3	1-0-1
Penn State										
at Michigan State										
Maryland										
at Indiana										
Nebraska										
at Ohio State										
Washington										
at USC										

## GAME-BY-GAME DEFENSE

	LAWRENCE	LEE	MARTIN	PLEASANT	SMITH III	STAFFORD III	STEWART	TAUPAKI	THREATS	VAUGHNS
Opponent	PT-AT-TT	PT-AT-TT	PT-AT-TT	PT-AT-TT	PT-AT-TT	PT-AT-TT	PT-AT-TT	PT-AT-TT	PT-AT-TT	PT-AT-TT
Utah	3-2-5	1-0-1	3-3-6	0-2-2	1-4-5	3-0-3	1-0-1	0-0-0	0-3-3	6-9-15
at UNLV	2-3-5	0-1-1	0-3-3	0-3-3	2-3-5	0-2-2	0-1-1	0-2-2	0-0-0	4-6-10
New Mexico	5-4-9	0-0-0	2-6-8	2-0-0	3-2-5	1-1-2	DNP	1-2-3	0-0-0	3-7-10
at Northwestern	1-1-2	0-0-0	3-6-9	4-1-5	2-5-7	1-0-1	DNP	0-0-0	1-0-1	5-7-12
Penn State										
at Michigan State										
Maryland										
at Indiana										
Nebraska										
at Ohio State										
Washington										
at USC										

## GAME-BY-GAME DEFENSE

	WALLS	A. WILLIAMS	K. WILLIAMS	J. WOODS
Opponent	PT-AT-TT	PT-AT-TT	PT-AT-TT	PT-AT-TT
Utah	1-0-1	0-1-1	2-0-2	3-3-6
at UNLV	0-0-0	0-1-1	0-4-4	0-1-1
New Mexico	0-0-0	0-0-0	3-3-6	3-1-4
at Northwestern	0-0-0	0-0-0	1-1-2	2-1-3
Penn State				
at Michigan State				
Maryland				
at Indiana				
Nebraska				
at Ohio State				
Washington				
at USC				

## SPIEKER FIELD AT THE ROSE BOWL HOME OF BRUINS FOOTBALL

The nation's most famous college football stadium – the Rose Bowl – will be in its 44th season as the home of the UCLA Bruins football team in 2025. The stadium is recognized as both a United States National Historic Landmark and a California Historic Civil Engineering landmark. Thanks to a generous donation in 2017 from prominent UCLA alum Tod Spieker and his family, the playing surface is called Spieker Field at the Rose Bowl.

The Rose Bowl was built specifically for football, but has been utilized as a venue for portions of the 1932 Olympic Games' cycling events and was the soccer site for the 1984 Olympics. The Rose Bowl has also played host to five NFL Super Bowls – XI in 1977, XIV in 1980, XVII in 1983, XXI in 1987 and XXVII in 1993. It was a venue for the 1994 World Cup and the 1999 Women's World Cup soccer tournaments, including the championship games. The USA women's soccer team victory over China in the 1999 event drew over 90,000 fans. In addition, the 1983 Army-Navy game was played in the Rose Bowl.

On Jan. 1, 2018 and Jan. 1, 2015, the Rose Bowl served as the site of one of the College Football Playoff semifinal games. In 2014, the Rose Bowl hosted the final BCS Championship contest. It had also played host to the BCS Championship game in 2002, 2006 and 2010.

Considered an ideal concert venue, the Rose Bowl has hosted shows by such groups and artists as Taylor Swift, Beyonce, Jay-Z, Kenny Chesney, Jason Aldean, One Direction, U2, 'N Sync, Eagles, Rolling Stones, Pink Floyd, Michael Jackson, Metallica, Guns and Roses, Depeche Mode and Journey.

The iconic stadium has put the final touches on a \$181 million dollar renovation, and now features a new video board, improved exiting, wider aisles in the end zones and the Terry Donahue Pavilion. The Pavilion area houses the press boxes, broadcast booths, premium seating, boxes and suites. In December of 2015, the radio and TV booths were renamed "The Keith Jackson Broadcast Center". Jackson, the former sportscaster, coined the phrase "The Granddaddy of Them All" for the Rose Bowl Game. Also added are field level entrances and exits, and additional concession stands and restroom facilities.



Since 2007, UCLA and its opponents have dressed in new locker rooms located underneath the south concourse of the stadium. The locker area features all of the latest amenities to benefit the players, coaches, sports medicine and equipment staffs. In addition, a new media interview room and working press area were included in the upgrades. In 1998, new individual chairs were installed in the seating areas between the end zones. Also, improved seating areas for the physically challenged were installed, as well as a new sound system.

Completed in 1922 at a cost of \$272,198, the Rose Bowl was first used for the USC-California football game that year which was won by the Golden Bears 12-0. The stadium was originally horseshoe shaped and seated 57,000 people when it hosted the 1923 Rose Bowl Game. The south end zone was enclosed prior to the 1929 game to increase seating capacity to 76,000. Further enlargements took place in 1932 (83,677) and 1949 (100,807). A record crowd of 106,869 fans witnessed the 1973 Ohio State-USC Rose Bowl contest.

The Rose Bowl has many firsts in its vast history. On Jan. 1, 1927, radio stations across the nation were linked together for the first time in a coast-to-coast broadcast. On Jan. 1, 1954, The UCLA-Michigan State Rose Bowl Game was the first west-to-east color telecast on a nationwide connection.

The Rose Bowl has 77 rows of seats. It measures 880 feet from the north to south rims and 695 feet from east to west. Its circumference around the rim is 2,430 feet, compared to 1,350 feet at field level. It took 28 miles of lumber to provide the original seats. The square footage of the grass on the floor of the stadium is 79,156.

## THIS IS UCLA

### The University

In a dynamic, global city, on one of the nation's most beautiful campuses, doors are opened, and anything is possible. UCLA is one of the world's great universities, offering unmatched breadth and depth of scholarship to more than 32,000 undergraduates and nearly 14,000 graduate students. As the No. 1 public university in the nation, it's UCLA's mission to move knowledge into action. For over 100 years, the university's efforts have positively impacted not just those in our communities, but people around the world.

Bruins are a reflection of the university's commitment to excellence, diversity and equal opportunity. According to U.S. News & World Report, UCLA enrolls one of the largest percentages of low-income students among other elite universities.

The UCLA faculty are among the most recognized and decorated in just about every field. UCLA boasts eight faculty Nobel Prize laureates, 15 MacArthur fellows, 11 National Medal of Science winners and three Pulitzer Prize winners, along with hundreds of recipients of Guggenheim fellowships, Fulbright awards and other academic distinctions. Bruin alumni are Oscar, Grammy, Tony and Emmy winners; philanthropists and public servants; Olympians, professional athletes and coaches; and educators, engineers, bankers, entrepreneurs and astronauts. Founded in 1934, the UCLA Alumni Association serves more than 600,000 living alumni, with a comprehensive array of services, programs and activities.

With hundreds of service programs, UCLA is integral to the Los Angeles community. UCLA Health is among the world's most comprehensive academic health systems, with a mission to provide state-of-the-art patient care, support pioneering research and train top medical professionals. The arts are also a central part of our lives and essential to the UCLA experience. UCLA Extension offers over 4,000 courses and more than 100 professional certificate programs.

Visit [admission.ucla.edu/visit/campustours](http://admission.ucla.edu/visit/campustours) for more information.

## LEARNING MORE ABOUT UCLA

- UCLA was ranked the No. 1 public university in the nation for the eighth year in a row in 2025 (U.S. News & World Report)
- UCLA is the most applied-to university in the country. For fall 2025, UCLA received 145,058 applications for undergraduate admission
- Nearly a third of undergraduates earning a degree are the first in their families to graduate from a four-year college or university
- UCLA has approximately 5,400 faculty members, including recipients of the Nobel Prize, the Pulitzer Prize, the National Medal of Science, and Guggenheim, MacArthur and other prestigious fellowships, grants and awards
- UCLA holds more than 1,200 active U.S. patents and over 1,800 foreign patents in its portfolio based on discoveries by UCLA researchers
- Generates \$9.3 billion in regional economic activity
- Eight Alumni Nobel Laureates
- 13 Rhodes Scholars
- Three Pulitzer Prize winners
- One of the top three American hospitals and "Best Hospital in the West" (U.S. News & World Report)
- Famous alumni include Jackie Robinson, Kareem Abdul-Jabbar, Arthur Ashe, Troy Aikman, Bill Walton, Ann Meyers-Drysdale, Reggie Miller, Jackie Joyner-Kersey, Rafer Johnson, Florence Griffith-Joyner, Sean Astin, Carol Burnett, Nicolas Cage, Francis Ford Coppola, Mark Harmon, Tim Robbins, Ben Stiller, Michelle Kwan, Jim Morrison, Randy Newman, Mo'Nique and Tom Bradley
- Among top five universities in the nation in expenditures from grants and contracts in science, medicine and engineering

## UCLA ON THE AIR

### Bruins on the Radio

For the first time in 19 years, UCLA football will be broadcast on a new radio station, appearing exclusively on 790 KABC for the 2025 season. The UCLA Department of Athletics announced the new multi-year agreement on Aug. 21, 2025.

KABC-AM 790 becomes the new official radio broadcast home for the UCLA football program, serving all of Southern California with its powerful 6,600-watt signal. With the move to KABC-AM 790, the Bruins will be the primary sports team on the radio station, signaling a departure from sharing the airwaves with other major professional teams in the Los Angeles region.

All games will be produced by JMI Sports, UCLA's corporate and media rights holder. KABC-AM 790 serves as the flagship station of UCLA Bruins Audio Network. Broadcasts are also available on Sirius XM and through the TuneIn App which can be downloaded from the App Store.

Josh Lewin returns as the voice of the Bruins for his 10th season. Former Bruin quarterback Matt Stevens (1983-86) is set to begin his 29th year on the broadcast team and his 23rd as the analyst in the booth after being welcomed into the SoCal Sports Broadcasters Hall of Fame in 2019. Another Bruin signal caller, Wayne Cook (1991-94) is in his 24th season as the sideline reporter.


### Bruins on Television

All of UCLA football's home games and/or Big Ten games will be aired on a variety of the conference's television partners (Big Ten Network, FOX Sports, NBC Sports and CBS Sports). Those channels include Big Ten Network (BTN), FOX, FS1, NBC, Peacock and CBS.

BTN will air conference games and ancillary programming which feature football coach and player interviews during the season, including special features.

The UCLA-Oregon State game in 2009 is the last game not to be aired live (it was on delayed television).

**Game No. 1 – Aug. 30, 2025**  
**Rose Bowl Stadium (Pasadena, Calif.)**  
**Utah 43, UCLA 10**



The UCLA football team fell to Utah, 43-10, in its home opener at the Rose Bowl.

Redshirt sophomore Nico Iamaleava started to find his footing in his debut with the Bruins. The quarterback wrapped the night completing 11 of 22 pass attempts for 136 passing yards and one touchdown. The Long

Beach, Calif. native also led UCLA's rushing efforts with 47 yards on the ground in 13 attempts.

Redshirt junior Anthony Woods was the Bruin quarterback's top target, finishing with 48 receiving yards and UCLA's lone touchdown. The running back added 13 yards on three rushes for the evening.

The Bruins totaled 210 yards of offense against Utah (1-0), as the Utes finished the contest with 492 total yards (286 rushing, 206 passing) and scored on seven drives.

Redshirt sophomore Isaiah Chisom anchored the Bruin defense with a team-leading 17 tackles. Redshirt sophomore JonJon Vaughns added 15 tackles, including a team-best six solo tackles.

Utah quarterback Devon Dampier totaled a game-high 293 yards of total offense, accounting for two touchdowns through the air and one on the ground.

UTAH	13	10	7	13	--43
UCLA	0	7	3	0	--10

Weather: Clear 80 F, SW 3 MPH / Attn.: 35,032

**First Quarter**

- 10:49 UTAH - #1 W.Parker 13 yd rush (#17 D.Curtis kick missed), 11-75, 04:11  
 - 01:27 UTAH - #2 S.Snowden 8 yd rush (#17 D.Curtis kick), 10-60, 05:10

**Second Quarter**

- 12:44 UTAH - #8 L.Barton 14 yd pass from #4 D.Dampier (#17 D.Curtis kick), 5-49, 02:12  
 - 06:46 UCLA - #6 A.Woods 19 yd pass from #9 N.Iamaleava (#94 M.Bhaghani kick), 10-75, 05:58  
 - 00:00 UTAH - #17 D.Curtis 54 yd FG, 8-34, 01:01

**Third Quarter**

- 12:38 UCLA - #94 M.Bhaghani 46 yd FG, 7-47, 02:22  
 - 02:50 UTAH - #4 D.Dampier 2 yd rush (#17 D.Curtis kick), 20-80, 09:44

**Fourth Quarter**

- 10:05 UTAH - #88 D.Bentley 2 yd pass from #4 D.Dampier (#21 N.Rogers rush failed), 9-81, 04:49  
 - 06:29 UTAH - #21 N.Rogers 1 yd rush (#17 D.Curtis kick), 4-29, 02:08

UTAH		UCLA
30	First Downs	14
54/286	Carries/Net Yards Rushing	28/84
206	Net Yards Passing	136
21/26/0	Pass Comp/Att/Int	11/22/1
80/492	Total Plays/Total Yards	50/220
2/0	Fumbles/Fumbles Lost	0/0
3/15	Penalties	3/30
37:28	Time of Possession	22:32
14/17	Third Down Conversion/Att	2/11
4/28	Sacks/Yds	0/0
6/6	Red Zone	1/1

**Individual Leaders**

Rushing - Dampier (UTAH) 16-87, N. Iamaleava (UCLA) 13-47; Passing - Dampier (UTAH) 21-25-0-206-2, N. Iamaleava (UCLA) 11-22-1-136-1; Receiving - Snowden (UTAH) 6-51, A. Woods (UCLA) 3-48; Tackles - Chisom (UCLA) 17, Barton (UTAH) 7

**Game No. 2 – Sept. 6, 2025**  
**Allegiant Stadium (Las Vegas, Nev.)**  
**UNLV 30, UCLA 23**



UCLA's second half surge came up short at Allegiant Stadium, falling to UNLV, 30-23, despite a strong push in the final 30 minutes.

Nico Iamaleava threw for 255 yards and accounted for two touchdowns. Including his team-high 59 rushing yards, Iamaleava recorded 314 yards of total offense, marking the third

time in his career he has crossed over the 300-yard mark.

The Bruins outgained the Rebels in total yardage by a margin of 428-351 on the night. UCLA accrued 318 yards in the second half alone, compared to UNLV's 101.

UCLA found itself down 23-0 near the end of the first half, but got itself back into the game by scoring on five consecutive drives, starting with a Mateen Bhaghani field goal to get the Bruins on the board just before halftime.

After the break, the Bruins found the end zone on a 4-yard pass to freshman tight end Noah Fox-Flores to get within two scores, and later cut the deficit to 10 with a 30-yard touchdown run from Iamaleava. Another FG from Bhaghani on the ensuing possession made it a one-score game.

UCLA got a chance to tie it on its next possession, taking over on its own 19 with 2:19 left and driving to the UNLV 24 before the game effectively ended when an Iamaleava pass over the middle was tipped and intercepted.

UCLA	0	3	10	10	--23
UNLV	10	13	0	7	--30

Weather: Indoor (outdoor temp - 94F) / Attn.: 36,117

**First Quarter**

- 08:01 UNLV - #32 R.Villela 50 yd FG, 11-43, 06:59  
 - 00:13 UNLV - #84 N.Elksnis 21 yd pass from #10 A.Colandrea (#32 R.Villela kick), 6-81, 04:28

**Second Quarter**

- 05:39 UNLV - #0 T.Omeire 21 yd pass from #10 A.Colandrea (#32 R.Villela kick), 11-87, 05:38  
 - 01:49 UNLV - #2 K.Lee 19 yd rush (rush failed), 5-44, 01:41  
 - 00:04 UCLA - #94 M.Bhaghani 33 yd FG, 9-46, 01:31

**Third Quarter**

- 07:48 UCLA - #82 N.Fox-Flores 4 yd pass from #9 N.Iamaleava (#94 M.Bhaghani kick), 12-75, 07:12  
 - 00:03 UCLA - #94 M.Bhaghani 35 yd FG, 14-52, 06:50

**Fourth Quarter**


- 12:04 UNLV - #30 V.Gumms 17 yd pass from #10 A.Colandrea (#32 R.Villela kick), 6-75, 02:59  
 - 08:50 UCLA - #9 N.Iamaleava 30 yd rush (#94 M.Bhaghani kick), 8-78, 03:08  
 - 05:25 UCLA - #94 M.Bhaghani 33 yd FG, 6-42, 01:35

UCLA		UNLV
26	First Downs	20
30/173	Carries/Net Yards Rushing	32/148
255	Net Yards Passing	203
29/42/1	Pass Comp/Att/Int	15/21/0
72/428	Total Plays/Total Yards	53/351
1/1	Fumbles/Fumbles Lost	0/0
14/129	Penalties	13/129
31:30	Time of Possession	28:30
3/13	Third Down Conversion/Att	5/10
2/21	Sacks/Yds	2/10
4/4	Red Zone	2/2

**Individual Leaders**

Rushing - Thomas (UNLV) 13-61, N. Iamaleava (UCLA) 11-59; Passing - N. Iamaleava (UCLA) 29-41-1-255-1, Colandrea (UNLV) 15-21-0-203-3; Receiving - Gilmer (UCLA) 8-87, Gumms (UNLV) 3-40; Tackles - Pope (UNLV) 11, Vaughns (UCLA) 10

**Game No. 3 – Sept. 12, 2025**  
**Rose Bowl Stadium (Pasadena, Calif.)**  
**New Mexico 35, UCLA 10**



The UCLA football team lost to New Mexico, 35-10, in a non-conference game at the Rose Bowl.

Bruins' quarterback Nico Iamaleava completed 22 of 34 passes for 217 yards, one touchdown and one interception. Anthony Woods finished as UCLA's leading rusher, totaling 64 yards on 10 carries.

New Mexico quarterback Jack Layne finished the game having completed 12 of 16 passes for 152 yards. The visiting Lobos (2-1) totaled 298 rushing yards, as two players registered at least 80-plus yards on the ground - led by Damon Bankston's 154 rushing yards. D.J. McKinney had a team-leading 21 carries for 89 yards.

Friday's game marked the Bruins' third and final non-conference contest of the regular-season schedule before Big Ten play starts with a game at Northwestern on Saturday, Sept. 27.

The Bruins (0-3) pulled to within 14-10 of New Mexico after having trailed, 14-0, early in the second quarter. Mateen Bhaghani's 51-yard field goal at the 3:34 mark in the third quarter reduced UNM's margin to 14-10.

New Mexico pushed ahead, 28-10, with touchdowns on its next two offensive series. The Lobos, leading 14-10, used a 13-play, 75-yard drive to score a touchdown and lead by 11 points. Bankston used a 2-yard touchdown carry to put New Mexico on top, 21-10, with 10:42 left in regulation.

UNM	7	7	0	21	--35
UCLA	0	7	3	0	--10

Weather: Clear 71 F, SW 7 MPH / Attn.: 31,163

**First Quarter**

- 03:10 UNM - #22 S.Humphrey 1 yd rush (#13 L.Drzewiecki kick), 9-64, 05:25

**Second Quarter**

- 12:43 UNM - #85 S.Mapa 8 yd pass from #2 J.Layne (#13 L.Drzewiecki kick), 7-59, 03:56  
 - 08:59 UCLA - #2 T.Mokiao-Atimalala 12 yd pass from #9 N.Iamaleava (#94 M.Bhaghani kick), 8-78, 03:39

**Third Quarter**

- 03:34 UCLA - #94 M.Bhaghani 51 yd FG, 5-26, 03:00

**Fourth Quarter**

- 10:42 UNM - #1 D.Bankston 2 yd rush (#13 L.Drzewiecki kick), 13-75, 07:52  
 - 07:06 UNM - #1 D.Bankston 43 yd pass from #2 J.Layne (#13 L.Drzewiecki kick), 3-42, 02:07  
 - 00:36 UNM - #10 D.McKinney 3 yd rush (#13 L.Drzewiecki kick), 7-74, 03:22

UNM		UCLA
22	First Downs	15
46/298	Carries/Net Yards Rushing	22/109
152	Net Yards Passing	217
12/17/0	Pass Comp/Att/Int	22/34/1
63/450	Total Plays/Total Yards	56/326
3/2	Fumbles/Fumbles Lost	1/0
4/29	Penalties	13/116
36:38	Time of Possession	23:22
4/10	Third Down Conversion/Att	3/11
0/0	Sacks/Yds	0/0
4/6	Red Zone	1/1

**Individual Leaders**

Rushing - Bankston (UNM) 15-154, A. Woods (UCLA) 10-64; Passing - N. Iamaleava (UCLA) 22-34-1-217-1, Layne (UNM) 12-16-0-152-2; Receiving - Matthews (UCLA) 3-67, Bankston (UNM) 3-49; Tackles - Eck (UNM) 11, Chisom (UCLA) 11



**Game No. 4 – Sept. 27, 2025**  
**Martin Stadium (Evanston, Ill.)**  
**Northwestern 17, UCLA 14**



The UCLA football team dropped its Big Ten opener, falling 17-14 on the road at Northwestern.

The Bruins trailed 17-0 midway through the second quarter, cut the deficit to 17-3 at halftime, and pulled to within 17-14 midway through the final quarter. In an even distribution of total yards, Northwestern outgained

the Bruins in yardage, 314 to 311.

UCLA had rallied back from a 17-0 deficit but was unable to pull into field goal position, down 17-14, on its final two offensive drives late in the fourth quarter. The Bruins finished the game with 180 total passing yards and 131 yards on the ground.

Down 17-6, the Bruins cut Northwestern's cushion to 17-14 with a touchdown, capping a four-play and 80-yard drive at the 6:19 mark in the fourth quarter. Bruins' quarterback Nico Iamaleava connected on a 29-yard touchdown pass to wide receiver Kwazi Gilmer, before UCLA scored on a two-point conversion.

Bruins' kicker Mateen Bhaghani knocked through a pair of field goals earlier in the contest to reduce Northwestern's advantage from 17-0 to 17-6. Bhaghani hit a 28-yarder as time expired at the conclusion of the second quarter. He also nailed a 25-yard field goal attempt with 2:48 left in the third quarter.

Northwestern's Preston Stone completed 12 of 18 passes for 115 yards and one touchdown. The Wildcats' primary running back, Caleb Komolafe, registered 119 yards on the ground on a game-high 27 carries.

UCLA	0	3	3	8	<b>--14</b>
NU	3	14	0	0	<b>--17</b>

Weather: Sunny 83 F, NE 6 MPH / Attn.: 12,023

**First Quarter**

- 02:24 NU - #82 J.Olsen 33 yd FG, 17-74, 09:09

**Second Quarter**

- 13:29 NU - #5 C.Komolafe 9 yd rush (#82 J.Olsen kick), 6-69, 02:57

- 03:33 NU - #17 G.Wilde 10 yd pass from #8 P.Stone (#82 J.Olsen kick), 5-64, 02:46

- 00:00 UCLA - #94 M.Bhaghani 28 yd FG, 13-73, 03:26

**Third Quarter**

- 02:48 UCLA - #94 M.Bhaghani 25 yd FG, 12-73, 06:12

**Fourth Quarter**

- 06:19 UCLA - #3 K.Gilmer 29 yd pass from #9 N.Iamaleava (#6 A.Woods pass from #9 N.Iamaleava), 4-80, 01:29

UCLA		NU
18	First Downs	21
29/131	Carries/Net Yards Rushing	42/199
180	Net Yards Passing	115
19/28/0	Pass Comp/Att/Int	12/18/0
57/311	Total Plays/Total Yards	60/314
1/0	Fumbles/Fumbles Lost	0/0
6/60	Penalties	2/20
25:39	Time of Possession	34:21
7/14	Third Down Conversion/Att	6/13
2/7	Sacks/Yds	3/10
2/2	Red Zone	3/4

**Individual Leaders**

Rushing - Komolafe (NU) 27-119, N. Iamaleava (UCLA) 14-65; Passing - Iamaleava (UCLA) 19-27-0-180-1, Stone (NU) 12-18-0-115-1; Receiving - Wilde (NU) 7-98, Gilmer (UCLA) 3-51; Tackles - Vaughns (UCLA) 12, Fitzgerald (NU) 9

## THE LAST TIME . . .

## UCLA INDIVIDUAL RUSHING

## Had 100+ rushing yards

[T.J. Harden vs. Iowa, 2024 \(125\)](#)

## QB had 100+ rushing yards

[Collin Schlee vs. Boise State, 2023 \(127\)](#)

## QB had 160+ rushing yards

[Brett Hundley vs. Virginia Tech, 2013 \(161\)](#)

## QB had 100+ rushing yards and 300+ passing yards

[Dorian Thompson-Robinson at Colorado, 2020 \(109 rushing, 303 passing\)](#)

## Had 200+ rushing yards

[Brittain Brown vs. Stanford, 2020 \(219\)](#)

## Had 300+ rushing yards

[Maurice Jones-Drew at Washington, 2004 \(322\)](#)

## Had 100+ rushing yards in back-to-back games

[Carson Steele, 2023 \(at Oregon State - 110, vs. Washington State - 141\)](#)

## Had 100+ rushing yards in 3 straight games

[Zach Charbonnet, 2022 \(5 games: vs. Stanford - 198, at Oregon - 151, at Colorado - 104, vs. Utah - 198, vs. Washington - 124\)](#)

## Had 100+ rushing yards in 4 straight games

[Zach Charbonnet, 2022 \(5 games: vs. Stanford - 198, at Oregon - 151, at Colorado - 104, vs. Utah - 198, vs. Washington - 124\)](#)

## Had 100+ rushing yards in 5 straight games

[Zach Charbonnet, 2022 \(5 games: vs. Stanford - 198, at Oregon - 151, at Colorado - 104, vs. Utah - 198, vs. Washington - 124\)](#)

## Had 100+ rushing yards in more than 5 straight games

[Tyler Ebell, 2002 \(6 games\)](#)

## Had 200+ rushing yards in back-to-back games

[Johnathan Franklin, 2012 \(at Rice - 214, vs. Nebraska - 217\)](#)

## 2 players had 100+ rushing yards each

[Collin Schlee \(127\), T.J. Harden \(105\) vs. Boise State, 2023](#)

## Had 35+ rushing attempts

[Joshua Kelley vs. USC, 2018 \(40\)](#)

## Had 3 rushing touchdowns

[Carson Steele at Stanford, 2023 \(3\)](#)

## Had 4 rushing touchdowns

[Joshua Kelley vs. Arizona State, 2019 \(4\)](#)

## Had 5+ rushing touchdowns

[Maurice Drew at Washington, 2004 \(5\)](#)

## Had run of 50+ yards

[Ethan Garbers at Nebraska, 2024 \(57\)](#)

## Had run of 60+ yards

[T.J. Harden vs. North Carolina Central, 2023 \(62\)](#)

## Had run of 70+ yards

[Kazmeir Allen at Arizona State, 2022 \(75\)](#)

## Had run of 75+ yards

[Kazmeir Allen at Arizona State, 2022 \(75\)](#)

## Had run of 85+ yards

[Paul Perkins at Colorado, 2014 \(92\)](#)

## Had run of 90+ yards

[Paul Perkins at Colorado, 2014 \(92\)](#)

## UCLA INDIVIDUAL PASSING

## Had 300+ passing yards

[Ethan Garbers at Rutgers, 2024 \(383\)](#)

## Had 350+ passing yards

[Ethan Garbers at Rutgers, 2024 \(383\)](#)

## Had 400+ passing yards

[Dorian Thompson-Robinson at Washington State, 2019 \(507\)](#)

## Had 500+ passing yards

[Dorian Thompson-Robinson at Washington State, 2019 \(507\)](#)

## Had fewer than 100 passing yards

[Dorian Thompson-Robinson at Arizona, 2021 \(82\)](#)

## Had 30+ completions

[Ethan Garbers at Rutgers, 2024 \(32\)](#)

## Had 50+ passing attempts

[Josh Rosen at USC, 2017 \(52\)](#)

## Had 60+ passing attempts

[Josh Rosen at Stanford, 2017 \(60\)](#)

## Had 5 touchdown passes

[Dorian Thompson-Robinson at Washington State, 2019](#)

## Had more than 5 touchdown passes

[Drew Olson vs. Oregon State, 2005 \(6\)](#)

## Had 4+ passes intercepted

[Mike Fafaul vs. Utah, 2016 \(4\)](#)

## Had 300+ total offense yards

[Nico Iamaleava at UNLV, 2025 \(314\)](#)

## Had 350+ total offense yards

[Ethan Garbers at Rutgers, 2024 \(431\)](#)

## Had 400+ total offense yards

[Ethan Garbers at Rutgers, 2024 \(431\)](#)

## Had 450+ total offense yards

[Dorian Thompson-Robinson at Washington State, 2019 \(564\)](#)

## Had 500+ total offense yards

[Dorian Thompson-Robinson at Washington State, 2019 \(564\)](#)

## Had completion of 50+ yards

[Ethan Garbers to Keegan Jones at Rutgers, 2024 \(67\)](#)

## Had completion of 60+ yards

[Ethan Garbers to Keegan Jones at Rutgers, 2024 \(67\)](#)

## Had completion of 70+ yards

[Dante Moore to Josiah Norwood at San Diego State, 2023 \(81\)](#)

## Had completion of 80+ yards

[Dante Moore to Josiah Norwood at San Diego State, 2023 \(81\)](#)

## Had completion of 90+ yards

[Dorian Thompson-Robinson to Demetric Felton Jr. at Washington State, 2019 \(94\)](#)

## UCLA INDIVIDUAL RECEIVING

## Had 100+ receiving yards

[Moliki Matavao vs. Fresno State, 2024 \(120\)](#)

## Had 150+ receiving yards

[Greg Dulcich vs. USC, 2020 \(167\)](#)

## Had 200+ receiving yards

[Jordan Lasley vs. California, 2017 \(227\)](#)

## Had 200+ receiving yards in back-to-back games

[Jordan Lasley, 2017 \(at USC - 204, vs. California - 227\)](#)

## Had 100+ receiving yards in 3+ straight games

[Jordan Lasley, 2017 \(4 games: vs. Kansas State - 128, vs. California - 227, at USC - 204, vs. Arizona State - 162\)](#)

## 2 players had 100+ receiving yards each

[Keegan Jones \(114\) & Moliki Matavao \(104\) at Rutgers, 2024](#)

## 3 players had 100+ receiving yards each

[Caleb Wilson \(207\), Darren Andrews \(143\), Jordan Lasley \(100\) vs. Texas A&M, 2017](#)

## RB had 100+ receiving yards

[Keegan Jones at Rutgers, 2024 \(114\)](#)

## Had 10+ receptions

[Kazmeir Allen vs. Bowling Green, 2022 \(10\)](#)

## Had reception of 80+ yards

[Josiah Norwood at San Diego State, 2023 \(81\)](#)

## Had reception of 90+ yards

[Demetric Felton Jr. at Washington State, 2019 \(94\)](#)

## Had 3 receiving touchdowns

[Michael Ezeike vs. USC, 2022 \(3\)](#)

## Had 4+ receiving touchdowns

[J.J. Stokes vs. Washington, 1993 \(4\)](#)

## UCLA INDIVIDUAL DEFENSE

## Had 15+ total tackles

[Isaiah Chisom \(17\) & JonJon Vaughns \(15\) vs Utah, 2025](#)

## Two Players Had 15+ total tackles

[Isaiah Chisom \(17\) & JonJon Vaughns \(15\) vs Utah, 2025](#)

## Had 20+ total tackles

[Reggie Carter at BYU, 2008 \(20\)](#)

## Defensive lineman had 10 total tackles

[Oluwafemi Oladejo at Penn State, 2024 \(10\)](#)

## Defensive lineman had more than 10 total tackles

[Takkarist McKinley at California, 2016 \(11\)](#)

## Had 2+ interceptions

[Carson Schwesinger vs. Iowa, 2024 \(2\)](#)

## Had 3+ interceptions

[Sheldon Price vs. Houston, 2012 \(3\)](#)

## Had 4.0+ tackles for loss

[Oluwafemi Oladejo vs. Iowa, 2024 \(4.0\)](#)

## Had 5.0+ tackles for loss

[Takkarist McKinley vs. Utah, 2016 \(5.0\)](#)

## Had 3.0+ sacks

[Laiatu Latu vs. Colorado, 2023 \(3.0\)](#)

## Had 4.0+ sacks

[Brendon Ayanbadejo vs. USC, 1998 \(4.0\)](#)

## Recorded safety

[Team - vs. Washington, 2022](#)  
[Individual - Martin Andrus Jr. vs. Stanford, 2018](#)

## Returned fumble recovery for touchdown

[Alex Johnson at USC, 2023 \(11 yards\)](#)

## Had interception return for touchdown

[Kain Medrano at Nebraska, 2024 \(38 yards\)](#)

## Had interception return of 95+ yards

[Bryan Addison vs. Oregon, 2024 \(96\)](#)

## UCLA INDIVIDUAL SPECIAL TEAMS

## Had kickoff return for touchdown

[Kazmeir Allen at USC, 2021 \(100 yards\)](#)

## Had punt return for touchdown

[Kyle Phillips vs. Colorado, 2021 \(82 yards\)](#)

## Returned blocked punt for touchdown

[David Priebe \(block by Ale Kaho\) vs. Hawai'i, 2021](#)

## Recorded safety on blocked punt

[Sean Westgate vs. Washington State, 2009](#)

## Returned blocked field goal for touchdown

[Sheldon Price at Washington State, 2012 \(68 yards\)](#)

## Scored on blocked extra-point attempt

[Bret Lockett vs. Fresno State, 2008](#)

<b>Blocked extra-point attempt</b> Datone Jones, Cassius Marsh at California, 2012
<b>Blocked field goal</b> Rodrick Pleasant at Northwestern, 2025
<b>Blocked punt</b> Carson Schwesinger vs. Fresno State, 2024
<b>Converted field goal of 50+ yards</b> Mateen Bhaghani vs. USC, 2024 (51 yards)
<b>Converted field goal of 60+ yards</b> Ka'imi Fairbairn vs. California, 2015 (60 yards)
<b>Converted last-second field goal to win game</b> Nicholas Barr-Mira vs. South Alabama, 2022 (24 yards, 0:00 remaining)
<b>Converted 4+ field goals</b> Nicholas Barr-Mira vs. South Alabama, 2022 (4)
<b>Converted 5+ field goals</b> Nate Fikse vs. Stanford, 2002 (5)
<b>Attempted 5+ field goals</b> Kai Forbath at Tennessee, 2009 (5)
<b>Had 10 punts</b> Aaron Perez vs. USC, 2008 (10)
<b>Had 5+ punts downed inside 20-yard line</b> Matt Mengel vs. Arizona, 2014 (6)
<b>UCLA TEAM</b>
<b>Scored 60+ points</b> 62 at USC, 2021 (62-33)
<b>Scored 50+ points</b> 59 vs. North Carolina Central, 2023 (59-7)
<b>Scored 30+ points in quarter</b> Q1 vs. North Carolina Central, 2023 (35)
<b>Had 4 touchdowns in quarter</b> Q1 vs. North Carolina Central, 2023 (5)
<b>Had 5 touchdowns in quarter</b> Q1 vs. North Carolina Central, 2023 (5)
<b>Had 40+ points in half</b> 1H vs. North Carolina Central, 2023 (45)
<b>Had 50+ points in half</b> 2H at Washington State, 2019 (50)
<b>Did not score in first half</b> at Hawai'i, 2024 (0-10)
<b>Did not score in second half</b> at LSU, 2024 (0-14)
<b>Shut out opponent at home</b> vs. Oregon, 2007 (16-0)
<b>Shut out opponent on road</b> at Oregon State, 2015 (41-0)
<b>Played overtime game</b> vs. Stanford, 2020 (lost 48-48 2OT)
<b>Did not allow touchdown</b> at Utah, 2015 (won 17-9)
<b>Did not score touchdown</b> at Utah, 2019 (lost 49-3)
<b>Had 300+ rushing yards</b> vs. North Carolina Central, 2023 (39 carries, 404 yards)
<b>Had 400+ rushing yards</b> vs. North Carolina Central, 2023 (39 carries, 404 yards)
<b>Had 500+ rushing yards</b> vs. Washington, 1973 (65 carries, 566 yards)
<b>Had fewer than 25 rushing yards</b> at LSU, 2024 (22 carries, 14 yards)
<b>Had 300+ passing yards</b> at Rutgers, 2024 (383)

<b>Had 400+ passing yards</b> at Washington State, 2019 (507)
<b>Had 500+ passing yards</b> at Washington State, 2019 (507)
<b>Had fewer than 75 passing yards</b> at Oregon, 2013 (64)
<b>Had 500+ total offense yards</b> vs. Boise State, 2023 (510 - 280 rushing, 230 passing)
<b>Had 600+ total offense yards</b> vs. North Carolina Central, 2023 (614 - 404 rushing, 210 passing)
<b>Had fewer than 200 total offense yards</b> vs. Oregon, 2024 (172)
<b>Had fewer than 150 total offense yards</b> at California, 2010 (144)
<b>Had fewer than 115 total offense yards</b> at USC, 2001 (114)
<b>Had 10+ sacks</b> vs. BYU, 1993 (11)
<b>Had 5+ forced fumbles</b> vs. Oklahoma, 2005 (7)
<b>Had 5+ recovered fumbles</b> vs. USC, 1998 (5)
<b>Intercepted 5+ passes</b> at Utah, 2013 (6)
<b>Had 0 turnovers</b> at Northwestern, 2025
<b>Had 0 punts</b> at Oregon, 2022
<b>Beat top-25 (AP) team at home</b> vs. No. 13 Washington State, 2023
<b>Beat top-20 (AP) team at home</b> vs. No. 13 Washington State, 2023
<b>Beat top-15 (AP) team at home</b> vs. No. 13 Washington State, 2023
<b>Beat top-10 (AP) team at home</b> vs. No. 9 Oregon, 2007
<b>Beat top-5 (AP) team at home</b> vs. No. 2 USC, 2006
<b>Beat top-25 (AP) team on road</b> at No. 19 Washington State, 2019
<b>Beat top-20 (AP) team on road</b> at No. 19 Washington State, 2019
<b>Beat top-15 (AP) team on road</b> at No. 15 Arizona State, 2014
<b>Beat top-10 (AP) team on road</b> at No. 7 Texas, 2010
<b>Beat top-5 (AP) team on road</b> at No. 2 Washington, 1990
<b>UCLA MISCELLANEOUS</b>
<b>Had successful 2-point conversion</b> Anthony Woods pass from Nico Iamaleava at Northwestern, 2025
<b>Had successful fake punt</b> at Northwestern, 2025
<b>Individual had 4+ touchdowns</b> Joshua Kelley vs. Arizona State, 2019 (4 rushing)
<b>Individual had 4+ touchdowns of 75+ yards in season</b> Demetric Felton Jr., 2019 (4)
<b>Individuals had games of 100+ rushing yards and 100+ receiving yards in season</b> Demetric Felton Jr., 2019 vs. Oregon State (111 rushing), at Washington State (150 receiving)

<b>Had 300+ total offense yards in 3+ straight games</b> Dorian Thompson-Robinson, 2022 at Oregon (300), vs. Utah (307), vs. Washington (368)
<b>Defensive player had touchdown on offense</b> Kenny Clark pass from Josh Rosen vs. Virginia, 2015
<b>Rallied to win from 20-point deficit</b> at Washington State, 2019 (17-49 in Q3)
<b>Rallied to win from double-digit deficit in fourth quarter</b> at Washington State, 2019 (38-49 to 67-63)
<b>Played game in snow</b> at Utah, 2013 (42 degrees, snow flurries)
<b>Played game in temperature below 30 degrees</b> at Washington State, 2012 (27)
<b>Played home game in rain</b> vs. USC, 2012
<b>Played road game in rain</b> at California, 2016
<b>Played game in temperature of 100+ degrees</b> vs. Bowling Green, 2022 (100)
<b>OPPONENT INDIVIDUAL RUSHING</b>
<b>Had 100+ rushing yards</b> Caleb Komolafe at Northwestern, 2025 (119)
<b>2 players had 100+ rushing yards each</b> J.J. Taylor (154), Gary Brightwell (121) vs. Arizona, 2018
<b>Had 200+ rushing yards</b> Zack Moss vs. Utah, 2018 (211)
<b>Had 250+ rushing yards</b> Bryce Love at Stanford, 2017 (263)
<b>Had run of 50+ yards</b> Damon Bankston vs. New Mexico, 2025 (54)
<b>Had run of 60+ yards</b> George Holani vs. Boise State, 2023 (66)
<b>Had run of 75+ yards</b> Darrell Henderson at Memphis, 2017 (80)
<b>Had 35+ rushing attempts</b> Michael Warren vs. Cincinnati, 2018 (35)
<b>Had 40+ rushing attempts</b> Jerome Harrison vs. Washington State, 2004 (42)
<b>Had 4+ rushing touchdowns</b> Tavion Thomas at Utah, 2021 (4)
<b>OPPONENT INDIVIDUAL PASSING</b>
<b>Had 400+ passing yards</b> Caleb Williams vs. USC, 2022 (470)
<b>Had 30+ completions</b> Dillon Gabriel vs. Oregon, 2024 (31)
<b>Had 50+ passing attempts</b> Jake Haener vs. Fresno State, 2021 (53)
<b>Had 60+ passing attempts</b> Anthony Gordon at Washington State, 2019 (61)
<b>Had completion of 75+ yards</b> Tyler Huntley to Samson Nacua at Utah, 2019 (83)
<b>Had 4+ touchdown passes</b> Kurtis Rourke vs. Indiana, 2024 (4)
<b>Had 5+ touchdown passes</b> Bo Nix at Oregon, 2022 (5)
<b>Had 5+ passes intercepted</b> Travis Wilson at Utah, 2013 (6)

OPPONENT INDIVIDUAL RECEIVING

<b>Had 10+ receptions</b>
<a href="#">Daniel Jackson</a> vs. Minnesota, 2024 (10)
<b>2 players had 10+ receptions each</b>
<a href="#">Tyler Lockett</a> (13), <a href="#">Curry Sexton</a> (10) vs. Kansas State, 2014
<b>Had 100+ receiving yards</b>
<a href="#">Jacob Gill</a> vs. Iowa, 2024 (138)
<b>2 players had 100+ receiving yards</b>
<a href="#">Jalen Cropper</a> (141), <a href="#">Josh Kelly</a> (120) vs. Fresno State, 2021
<b>Had 150+ receiving yards</b>
<a href="#">Jeremiah Hunter</a> at California, 2022 (153)
<b>Had 200+ receiving yards</b>
<a href="#">Simi Fehoko</a> vs. Stanford, 2020 (230)
<b>Had 3+ receiving touchdowns</b>
<a href="#">Kayshon Boutte</a> vs. LSU, 2021 (3)

OPPONENT INDIVIDUAL DEFENSE

<b>Had 20+ tackles</b>
<a href="#">Jordan Kunaszyk</a> at California, 2018 (22)
<b>Had 3+ interceptions</b>
<a href="#">Clayton Isbell</a> vs. Coastal Carolina, 2023 (3)
<b>Had 4+ sacks</b>
<a href="#">Kylan Wilborn</a> at Arizona, 2017 (4.0)
<b>Had interception return for touchdown</b>
<a href="#">Ryan Cooper Jr.</a> at Oregon State, 2023 (67 yards)
<b>Returned fumble recovery for touchdown</b>
<a href="#">Mika Tafua</a> at Utah, 2019 (68 yards)

OPPONENT INDIVIDUAL SPECIAL TEAMS

<b>Had kick return for touchdown</b>
<a href="#">Jaydn Ott</a> vs. California, 2023 (100 yards)
<b>Had punt return for touchdown</b>
<a href="#">Ugochukwu Amadi</a> at Oregon, 2018 (56 yards)
<b>Returned blocked punt for touchdown</b>
<a href="#">Charles Rosser</a> vs. Bowling Green, 2022 (11 yards)
<b>Converted field goal of 50+ yards</b>
<a href="#">Peyton Henry</a> vs. Washington, 2022 (50)
<b>Converted 5+ field goals</b>
<a href="#">Ben Sauls</a> vs. Pittsburgh, 2022 (5)

OPPONENT TEAM

<b>Recorded safety</b>
at Utah, 2021
<b>Scored on failed extra-point attempt</b>
None
<b>Scored 50+ points</b>
52 at USC, 2019
<b>Shut out UCLA at home</b>
2010 vs. Stanford (35-0)
<b>Shut out UCLA on road</b>
2011 at USC (50-0)
<b>Had 300+ rushing yards</b>
vs. Oklahoma, 2019 (309)
<b>Had fewer than 23 rushing yards</b>
at USC, 2023 (3)
<b>Had 400+ passing yards</b>
vs. USC, 2022 (470)
<b>Had fewer than 75 passing yards</b>
vs. Oregon, 2017 (74)
<b>Had 500+ total offense yards</b>
vs. USC, 2022 (649)

<b>Had 600+ total offense yards</b>
vs. USC, 2022 (649)
<b>Had fewer than 200 total offense yards</b>
vs. Bowling Green, 2022 (162)
<b>Had fewer than 150 total offense yards</b>
at Arizona State, 2008 (122)
<b>Had fewer than 100 total offense yards</b>
vs. Arkansas, 1989 (42)
<b>Had fewer than 50 total offense yards</b>
vs. Arkansas, 1989 (42)
<b>Forced more than 5 turnovers</b>
vs. Notre Dame, 2007 (7)
<b>Intercepted 4 passes</b>
vs. Pittsburgh, 2022 (4)
<b>Intercepted 5 passes</b>
at Washington State, 2001 (5)

OPPONENT MISCELLANEOUS

<b>Individual had 350+ all-purpose yards</b>
<a href="#">Christian McCaffrey</a> vs. Stanford, 2015 (369)
<b>Had successful 2-point conversion</b>
vs. Oregon, 2024
<b>Individual had 4+ touchdowns</b>
<a href="#">Tavion Thomas</a> at Utah, 2021 (4)
<b>Returned blocked field goal for touchdown</b>
vs. Oregon State, 2002
<b>Returned blocked punt for touchdown</b>
vs. Bowling Green, 2022
<b>Returned fumble recovery for touchdown</b>
at Utah, 2019
<b>Returned interception for touchdown</b>
at Oregon State, 2023
<b>Recovered own offensive fumble for touchdown</b>
at Houston, 2011
<b>Had blocked point-after attempt</b>
vs. Rice, 2012
<b>Had blocked punt</b>
vs. Bowling Green, 2022
<b>Had blocked field goal</b>
at Arizona, 2023

BRUINS ... DID YOU KNOW?

17 Bruins in National Football Foundation Hall of Fame

In December 2024, Paul Cameron will become the 14th UCLA player, joining three Bruin coaches and 13 previous players, including 2014 inductee John Sciarra, 2012 inductee Jonathan Ogden, 2010 inductee Randy Cross and 2008 inductee Troy Aikman in the National Football Foundation (College Football) Hall of Fame.

6 Bruins in NFL Hall of Fame

Six Bruins have been voted into the NFL Hall of Fame, including Class of 2017 inductee DB Kenny Easley. Other Bruins in the Hall: OL Jonathan Ogden - 2013; QB Troy Aikman - 2006; DB Jimmy Johnson - 1994; WR/coach Tom Fears - 1970; QB/P/PK/DB Bob Waterfield - 1965.

35 First-Round Bruins

The selection of Laiatu Latu (Indianapolis) in the first round of the 2024 NFL Draft marked the 35th time a UCLA player has been taken in Round 1.

7 NCAA Championship Head Coaches on Staff

The following Bruin head coaches have won NCAA championships - Margueritte Aozasa (women's soccer), Kelly Inouye-Perez (softball), Billy Martin (men's tennis), Stella Sampras Webster (women's tennis), John Savage (baseball), John Speraw (men's volleyball) and Adam Wright (men's and women's water polo).

25 Bruins on CoSIDA Academic All-America Teams

Twenty-five Bruins have been selected to College Sports Communicators (CSC [formerly CoSIDA]) Academic All-America football teams a total of 31 times over the years. Offensive lineman Chris Joseph (2006, 2007) and receiver Cormac Carney (1981, 1982) were two-time first-team selections. Wide receiver Jake Bobo is the last Bruin to earn a first-team nod (2022). Linebacker Carson Schwesinger is the most recent Academic All-America honoree, being named to the second team in 2024.

6 Bruin QBs on Super Bowl Teams

UCLA has produced six quarterbacks - Troy Aikman, Steve Bono, Billy Kilmer, Tommy Maddox, Tom Ramsey and Jay Schroeder - to have played that position on a Super Bowl team.

21 Times Bruins Have Finished in Heisman Top 10

Gary Beban won the 1967 Heisman Trophy. When quarterback Drew Olson finished eighth in the 2005 balloting it marked the 21st time that a Bruin player has finished in the top 10 of the Heisman voting.

38 of Past 44 Super Bowls Have Featured a Bruin

UCLA has had at least one player on the teams which participated in the Super Bowl game in 38 of the past 44 contests. Kansas City Chiefs fullback Carson Steele (2023) was the latest Bruin to suit up in Super Bowl LIX.

3-Time Consensus All-Americans

The only three-time consensus All-Americans in Pac-12 Conference history are Bruins (LB Jerry Robinson, 1976-78 and S Kenny Easley, 1978-80).

Finalists for National Awards Since 2000

Since 2000, 17 UCLA football players have been either a finalist or winner for a National College Football player award a total of 26 times.  
2024: [LB Carson Schwesinger](#) - Butkus Award finalist  
2023: [DL Laiatu Latu](#) - Lombardi Award winner; Ted Hendricks Award winner; Bednarik Award finalist; Lott IMPACT Trophy finalist  
2015: [K Ka'imi Fairbairn](#) - Lou Groza Award winner;  
2014: [LB Eric Kendricks](#) - Lott IMPACT Trophy winner, Butkus Award winner; QB [Brett Hundley](#) - Manning Award finalist  
2013: [LB Anthony Barr](#) - Lott IMPACT Trophy winner, Lombardi Award finalist, Bednarik Award finalist; [LB Myles Jack](#) - Hornung Award finalist  
2012: [RB Johnathan Franklin](#) - Doak Walker Award finalist  
2009: [K Kai Forbath](#) - Lou Groza Award winner  
2006: [DL Justin Hickman](#) - Hendricks Award finalist  
2005: [TE Mercedes Lewis](#) - Mackey Award winner  
2004: [TE Mercedes Lewis](#) - Mackey Award finalist; [P Chris Kluwe](#) - Ray Guy Award finalist  
2003: [DL Dave Ball](#) - Nagurski Trophy finalist, Lombardi Award finalist, Hendricks Award finalist, Chevrolet National Defensive Player of the Year Award  
2002: [TE Mike Seidman](#) - Mackey Award finalist  
2001: [LB Robert Thomas](#) - Butkus Award finalist  
2000: [WR Freddie Mitchell](#) - Biletnikoff Award finalist

1st to 100 NCAA Championships

On May 13, 2007 UCLA became the first school in history to win 100 NCAA team championships. The Bruins ended the 2024-25 academic year with 124 NCAA titles - the third-most among all college programs - after winning 2024 men's water polo national championship.



## 2025 UCLA ALPHABETICAL ROSTER

No.	Name	Pos.	Ht.	Wt.	Yr.	Exp.	Hometown	Previous School / High School
50	Salem Abdul-Wahab	LS	6-1	250	R-Jr.	1V	Fontana, Calif.	Northern Colorado / Summit HS
69	Oluwafunto Akinshilo	OL	6-5	325	R-Sr.	SQ	Lagos, Nigeria	Iowa State / Leuzinger HS [CA]
74	Julian Armella	OL	6-6	320	R-Jr.	TR	Miami, Fla.	Florida State / St. Thomas Aquinas HS
63	K.D. Arnold	OL	6-7	300	Jr.	TR	Atmore, Ala.	Jacksonville State / Escambia County HS
44	Devin Aupiu	DL	6-5	270	R-Sr.	3V	Oxnard, Calif.	Notre Dame / Pacifica HS
44	Peter Bario	TE	6-3	245	R-So.	SQ	Sherman Oaks, Calif.	Campbell Hall
43	Brett Barry	DB	6-0	180	R-Fr.	SQ	San Diego, Calif.	Torrey Pines HS
12	Jamir Benjamin	DB	5-10	185	R-Fr.	SQ	Lansing, Mich.	West Bloomfield HS
52	Kechaun Bennett	DL	6-4	250	R-Sr.	TR	Suffield, Conn.	Michigan / Suffield Academy
0	Jalen Berger	RB	6-1	215	R-Sr.	1V	Newark, N.J.	Michigan State / Don Bosco Preparatory HS
94	Mateen Bhaghani	K	6-1	175	Jr.	1V	San Diego, Calif.	California / Del Norte HS
54	Garrison Blank	OL	6-7	330	Fr.	HS	Rocklin, Calif.	Rocklin HS
55	Eugene Brooks	OL	6-4	340	R-Fr.	TR	Las Vegas, Nev.	Oklahoma / Sierra Canyon School [CA]
89	Jace Brown	WR	6-3	200	Fr.	HS	Long Beach, Calif.	Long Beach Polytechnic HS
88	Grant Buckley	DL	6-5	255	R-So.	SQ	Bakersfield, Calif.	Liberty HS
97	Jacob Busic	DL	6-4	265	R-Sr.	1V	Westminster, Md.	Navy / Westminster HS
27	Isaiah Carlson	RB	6-2	225	R-So.	SQ	Ferndale, Wash.	Ferndale HS
32	Isaiah Chisom	LB	6-1	235	R-So.	TR	Santa Clarita, Calif.	Oregon State / Chaminade College Preparatory
1	Kanye Clark	DB	6-0	190	R-Fr.	SQ	Sacramento, Calif.	Capital Christian School
15	Pierce Clarkson	QB	6-1	195	R-So.	TR	Bellflower, Calif.	Ole Miss / St. John Bosco HS
75	Conor Clyde	OL	6-6	292	R-Sr.	TR	Chicago, Ill.	Loyola Academy / Dayton
24	Cole Cogshell	DL	6-2	245	Fr.	HS	Pasadena, Calif.	John Muir HS
31	Chase Coleman	DB	6-3	170	Fr.	HS	Frisco, Texas	Memorial HS
33	Karson Cox	RB	5-11	215	Fr.	HS	Victorville, Calif.	Oak Hills HS
11	Nico Davillier	DL	6-4	255	Sr.	TR	Maumelle, Ark.	Arkansas / Maumelle HS
72	Garrett DiGiorgio	OL	6-7	320	R-Sr.	4V	Oak Hills, Calif.	Serrano HS
37	Joshua Dixon	DB	6-0	195	R-So.	SQ	Van Nuys, Calif.	Harvard-Westlake School
12	Luke Duncan	QB	6-6	210	R-So.	SQ	Orinda, Calif.	Miramonte HS
41	Morrow Evans	LS	6-1	220	R-Fr.	TR	Houston, Texas	Ohio State / Episcopal HS
1	Rico Flores Jr.	WR	6-2	205	R-So.	SQ	North Highlands, Calif.	Notre Dame / Folsom HS
77	Courtland Ford	OL	6-6	315	R-Sr.	TR	Peoria, Ill.	Kentucky / Cedar Hill HS [TX]
82	Noah Fox-Flores	TE	6-4	245	Fr.	HS	Tacoma, Wash.	Graham-Kapowsin HS
22	Anthony Frias II	RB	5-10	225	R-Sr.	1V	Turlock, Calif.	Kansas State / Turlock HS
55	A.J. Fuimaono	DL	6-4	311	R-So.	1V	Las Vegas, Nev.	Liberty HS
3	Kwazi Gilmer	WR	6-2	190	So.	1V	Los Angeles, Calif.	Sierra Canyon School
19	Karson Gordon	WR	6-1	180	R-Fr.	SQ	Missouri City, Texas	Episcopal HS
17	Colton Gumino	QB	6-0	190	Fr.	HS	Arlington Heights, Ill.	John Hershey HS
81	Hudson Habermehl	TE	6-7	245	R-Sr.	2V	Roseville, Calif.	Woodcreek HS
95	Jalen Hargrove	DL	6-3	310	R-Sr.	TR	Paterson, N.J.	Rice / Choate Rosemary Hall [CT]
18	Henry Hasselbeck	QB	6-3	180	R-Fr.	SQ	Weston, Mass.	Xaverian Brothers HS
17	Lucien Holland	DL	6-4	210	Fr.	HS	Los Angeles, Calif.	Inglewood HS
27	Jadyn Hudson	DB	6-2	195	Fr.	HS	Pittsburg, Calif.	Pittsburg HS
10	Madden Iamaleava	QB	6-3	195	Fr.	TR	Long Beach, Calif.	Arkansas / Long Beach Polytechnic HS
9	Nico Iamaleava	QB	6-6	215	R-So.	TR	Long Beach, Calif.	Tennessee / Warren HS
25	Kuron Jabari Jr.	DB	6-0	190	Fr.	HS	Temecula, Calif.	Chaparral HS
28	Scooter Jackson	DB	6-1	185	Jr.	TR	Compton, Calif.	Utah Tech / Warren HS
35	Robert James III	DL	6-2	290	Fr.	HS	Inglewood, Calif.	Junipero Serra HS
58	Jaylan Jeffers	OL	6-6	315	R-Sr.	1V	Phoenix, Ariz.	Oregon / Saguaro HS
19	Jamier Johnson	DB	6-0	190	R-Sr.	TR	Pasadena, Calif.	Indiana / John Muir HS
50	Nehemiah Johnson	OL	6-5	340	Fr.	HS	Yorba Linda, Calif.	Orange Lutheran HS
30	Zeke Johnson	DB	6-2	185	Fr.	HS	Redondo Beach, Calif.	Redondo Union HS
15	Anthony Jones	DL	6-5	265	R-Jr.	TR	Las Vegas, Nev.	Michigan State / Liberty HS
2	Andre Jordan Jr.	DB	6-1	175	Jr.	TR	Federal Way, Wash.	Oregon State / Federal Way HS
49	Will Karoll	P	6-4	210	Jr.	TR	Mosman, Australia	Tulane / The King's School
4	Key Lawrence	DB	6-1	200	R-Sr.	TR	Nashville, Tenn.	Ole Miss / The Ensworth School
33	Ty Lee	LB	6-3	205	R-So.	1V	Garden Grove, Calif.	St. John Bosco HS
32	Troy Leigber	RB	6-1	210	R-Fr.	SQ	Laguna Hills, Calif.	Laguna Hills HS
67	Yutaka Mahe	OL	6-6	325	R-Sr.	1V	Hawthorne, Calif.	Da Vinci Schools
40	Mone Malafu	LB	6-2	240	R-So.	SQ	Kapa'a, Hawaii	Kapa'a HS
73	Tautai Li'o Marks	OL	6-1	280	R-Sr.	TR	Santa Ana, Calif.	Mater Dei HS / Hawai'i
18	Jadyn Marshall	WR	6-1	200	R-Jr.	1V	Stockton, Calif.	Saint Mary's HS
21	Cole Martin	DB	5-9	190	R-So.	TR	Pasadena, Calif.	Arizona State / Basha HS [AZ]
7	Mikey Matthews	WR	5-9	180	Jr.	TR	Irvine, Calif.	California / Mission Viejo HS
37	Jackson Meehan	WR	5-8	171	Sr.	TR	Westlake Village, Calif.	Santa Barbara CC / Agoura HS
23	Kyle Miller	WR	6-0	185	Sr.	TR	Compton, Calif.	Tennessee / Warren HS
97	Lennox Miller	P	6-4	210	Fr.	HS	Sydney, Australia	Oaks Christian School [CA]
2	Titus Mokiao-Atimalala	WR	6-1	190	R-Sr.	2V	Ewa Beach, Hawaii	UCF / James Campbell HS

## NUMERICAL ROSTER

0	Jalen Berger
0	Donavyn Pellot
1	Kanye Clark
1	Rico Flores Jr.
2	Andre Jordan Jr.
2	Titus Mokiao-Atimalala
3	Kwazi Gilmer
3	Robert Stafford III
4	Key Lawrence
4	Ezavier Staples
6	JonJon Vaughns
6	Anthony Woods
7	Mikey Matthews
7	Aaron Williams
9	Nico Iamaleava
9	Jalen Woods
10	Madden Iamaleava
10	Ben Perry
11	Nico Davillier
11	Jaedon Wilson
12	Jamir Benjamin
12	Luke Duncan
14	Carter Shaw
14	LaRue Zamorano III
15	Pierce Clarkson
15	Anthony Jones
17	Colton Gumino
17	Lucien Holland
18	Henry Hasselbeck
18	Jadyn Marshall
18	Rodrick Pleasant
19	Karson Gordon
19	Jamier Johnson
20	Shane Rosenthal
20	Scott Taylor
21	Cole Martin
21	Jaivian Thomas
22	Anthony Frias II
22	Croix Stewart
23	Kyle Miller
23	Bryon Threats
24	Cole Cogshell
24	Jonah Smith
25	Kuron Jabari Jr.
27	Isaiah Carlson
27	Jadyn Hudson
28	Scooter Jackson
28	Jack Pedersen
29	Marquise Villahermosa
30	Zeke Johnson
30	Halakilangi Muagututi'a
31	Chase Coleman
32	Isaiah Chisom
32	Troy Leigber
33	Karson Cox
33	Ty Lee
35	Robert James III
35	Cash Peterman
36	Wyatt Mosier
37	Joshua Dixon
37	Jackson Meehan
40	Mone Malafu
41	Morrow Evans
41	Jewelous "JuJu" Walls
43	Brett Barry
44	Devin Aupiu
44	Peter Bario

## 2025 UCLA ALPHABETICAL ROSTER

No.	Name	Pos.	Ht.	Wt.	Yr.	Exp.	Hometown	Previous School / High School
36	Wyatt Mosier	LB	6-2	215	R-So.	1V	Yorba Linda, Calif.	Yorba Linda HS
30	Halakilangi Muagututi'a	LS	6-0	185	Fr.	HS	Laie, Hawaii	Kahuku High & Intermediate HS
81	Tyler Partlow	DL	6-4	280	Fr.	HS	Teaneck, N.J.	St. Thomas More School
28	Jack Pedersen	TE	6-5	240	R-Jr.	1V	Murrieta, Calif.	Vista Murrieta HS
0	Donavyn Pellot	LB	6-2	215	R-Fr.	SQ	Las Vegas, Nev.	Silverado HS
10	Ben Perry	LB	6-3	210	R-Sr.	TR	Chicago, Ill.	Louisville / Hillcrest HS
35	Cash Peterman	K	6-0	210	R-Sr.	TR	Chandler, Ariz.	Arizona / Chandler HS
60	Richie Pinomi	OL	6-2	295	R-Sr.	TR	Hawthorne, Calif.	Georgetown / The Peddie School [NJ]
18	Rodrick Pleasant	DB	5-10	175	R-So.	TR	Gardena, Calif.	Oregon / Junipero Serra HS
68	Noah Pulealii	OL	6-4	320	R-Sr.	SQ	Marina, Calif.	Palma School
53	Jacob Reis	LB	6-0	210	R-Fr.	SQ	Palos Verdes, Calif.	Palos Verdes HS
88	Jake Renda	TE	6-5	245	R-Jr.	TR	Princeton, N.J.	Pittsburgh / IMG Academy [FL]
20	Shane Rosenthal	WR	6-0	195	Fr.	HS	Newbury Park, Calif.	Newbury Park HS
86	Jalen Saint Paul	WR	6-0	185	R-Fr.	TR	Carlsbad, Calif.	Oregon / Carlsbad HS
54	Ashton Sanders	DL	6-2	290	R-So.	TR	Pasadena, Calif.	Oklahoma / Cathedral HS
14	Carter Shaw	WR	6-3	195	R-So.	SQ	Atherton, Calif.	Sacred Heart Preparatory
87	Dylan Sims	TE	6-5	225	Fr.	HS	Queen Creek, Ariz.	Queen Creek HS
24	Jonah Smith	WR	6-0	175	Fr.	HS	Rancho Santa Margarita, Calif.	Santa Margarita Catholic HS
58	Gary Smith III	DL	6-2	340	R-Sr.	2V	Shelbyville, Tenn.	Duke / Shelbyville Central HS
66	Jensen Somerville	OL	6-8	320	R-Fr.	SQ	Lehi, Utah	Lehi HS
3	Robert Stafford III	DB	5-11	185	R-So.	TR	Melbourne, Fla.	Miami (FL) / Eau Gallie HS
4	Ezavier Staples	WR	6-4	205	R-Sr.	SQ	Long Beach, Calif.	Milikan HS
22	Croix Stewart	DB	6-2	205	R-Jr.	2V	Vallejo, Calif.	Benicia HS
91	Michael Sullivan	DL	6-5	250	R-Sr.	SQ	Sacramento, Calif.	American River College / Sheldon HS
62	Michael Sultemeier	OL	6-7	290	R-Fr.	SQ	Manhattan Beach, Calif.	Mira Costa HS
92	Siale Taupaki	DL	6-4	335	R-Jr.	2V	East Oakland, Calif.	Oakland HS
20	Scott Taylor	LB	6-4	235	Fr.	HS	Westchester, Calif.	Loyola HS
21	Jaivian Thomas	RB	5-11	195	Jr.	TR	Oakland, Calif.	California / McClymonds HS
23	Bryon Threats	DB	5-10	185	R-Sr.	TR	Columbus, Ohio	UCF / Coffman HS
71	Reuben Unije	OL	6-6	315	R-Sr.	1V	Atlanta, Ga.	Louisville / IMG Academy [FL]
6	JonJon Vaughns	LB	6-1	225	R-Sr.	4V	Pasadena, Calif.	St. John Bosco HS
29	Marquise Villahermosa	DB	5-10	175	R-So.	SQ	Los Angeles, Calif.	Warren HS
70	Caleb Walker	OL	6-5	310	R-Sr.	SQ	Visalia, Calif.	College of the Sequoias / El Diamante HS
41	Jewelous "JuJu" Walls	LB	6-2	215	Fr.	HS	Pittsburg, Calif.	Pittsburg HS
83	Russell Weir	WR	6-1	200	R-Fr.	SQ	Corona del Mar, Calif.	Corona del Mar HS
7	Aaron Williams	DB	6-2	190	R-So.	TR	Moreno Valley, Calif.	Louisville / St. John Bosco HS
99	Keanu Williams	DL	6-5	320	R-Sr.	1V	Clovis, Calif.	Oregon / Clovis HS
11	Jaedon Wilson	WR	6-3	185	R-Sr.	TR	DeSoto, Texas	Arkansas / DeSoto HS
6	Anthony Woods	RB	5-11	185	R-Jr.	TR	Palmdale, Calif.	Utah / Palmdale HS
9	Jalen Woods	LB	6-1	225	R-Jr.	2V	Compton, Calif.	St. John Bosco HS
64	Sam Yoon	OL	6-5	315	R-Jr.	1V	Pasadena, Calif.	Loyola HS
14	LaRue Zamorano III	DB	6-2	190	Fr.	HS	Los Angeles, Calif.	Centennial HS

## NUMERICAL ROSTER

49	Will Karoll
50	Salem Abdul-Wahab
50	Nehemiah Johnson
52	Kechaun Bennett
53	Jacob Reis
54	Garrison Blank
54	Ashton Sanders
55	Eugene Brooks
55	A.J. Fuimaono
58	Jaylan Jeffers
58	Gary Smith III
60	Richie Pinomi
62	Michael Sultemeier
63	K.D. Arnold
64	Sam Yoon
66	Jensen Somerville
67	Yutaka Mahe
68	Noah Pulealii
69	Oluwafunto Akinshilo
70	Caleb Walker
71	Reuben Unije
72	Garrett DiGiorgio
73	Tautai Li'o Marks
74	Julian Armella
75	Conor Clyde
77	Courtland Ford
81	Hudson Habermehl
81	Tyler Partlow
82	Noah Fox-Flores
83	Russell Weir
86	Jalen Saint Paul
87	Dylan Sims
88	Grant Buckley
88	Jake Renda
89	Jace Brown
91	Michael Sullivan
92	Siale Taupaki
94	Mateen Bhaghani
95	Jalen Hargrove
97	Jacob Busic
97	Lennox Miller
99	Keanu Williams

## PRONUNCIATION GUIDE

Note: Online pronunciation guide provided by TheNameEngine.com also can be found at [www.uclabruins.com](http://www.uclabruins.com) on the football roster page. To hear a pronunciation of these names, click on the ear icon beside the name and a correct pronunciation will be provided.

## Players

Salem Abdul-Wahab.....SAY-lem AB-dool wuh-HOB  
 Oluwafunto Akinshilo..... AH-loo-wah-fawn-toe ah-kin-SHEE-lo  
 Devin Aupui.....ah-PEW  
 Peter Bario.....BAR-ee-oh  
 Kechaun Bennett.....KAY-shawn  
 Mateen Bhaghani.....muh-TEEN buh-GAW-nee  
 Jacob Busic.....BYOO-sick  
 Isaiah Chisom.....CHIZZ-um  
 Nico Davillier.....DAV-ull-yay  
 Garrett DiGiorgio.....DEE-george-ee-oh  
 A.J. Fuimaono.....foo-EE-ma-oh-no  
 Kwazi Gilmer.....QUAH-zee  
 Colton Gumino.....GUH-me-no

Hudson Habermehl.....HAB-er-mill  
 Lucien Holland.....LOO-see-ahn  
 Madden/Nico Iamaleava.....ee-AH-mah-lay-ah-vah  
 Kuron Jabari Jr.....cuh-RON  
 Troy Leigber.....LEE-burr  
 Yutaka Mahe.....YOO-tah-kuh MA-hay  
 Mone Malafu.....MO-nay mah-LAW-foo  
 Titus Mokiao-Atimalala.....mo-kee-OW-ah-TEE-ma-la-la  
 Wyatt Mosier.....MO-zhurr  
 Halakilangi Muagaututia.....haw-law-KEE-long-ee MOO-ah-loo-too-tee-ah  
 Tyler Partlow.....PART-lo  
 Donavyn Pellot.....DAH-nuh-vin peh-LOT  
 Noah Pulealii.....poo-lay-AH-lee-ee

Jacob Reis.....like "Reese"  
 Jensen Somerville.....like "summer"-vill  
 Ezavier Staples.....E-zay-vee-er  
 Croix Stewart.....CROY  
 Michael Sultemeier.....SULL-tuh-my-er  
 Siale Taupaki.....see-AH-lee tao-PAW-key  
 Jaivian Thomas.....JAY-vee-en  
 Reuben Unije.....you-NEE-jay  
 Marquise Villahermosa.....mar-KEESE vee-uh-HER-mo-suh  
 Russell Weir.....WEER  
 Jaedon Wilson.....JAY-din



**2025-26 UCLA Football**  
**Game Results**  
**All games**

Page 1/1  
as of Sep 28, 2025

**Team Results**

	Date	Opponent		Score	Overall	Conf	Time	Attend
	08/30/2025	Utah	L	10-43	0-1	0-0	3:01	35032
	09/06/2025	at UNLV	L	23-30	0-2	0-0	3:52	36117
	09/12/2025	New Mexico	L	10-35	0-3	0-0	3:12	31163
*	09/27/2025	at Northwestern	L	14-17	0-4	0-1	3:03	12023



2025-26 UCLA Football  
Overall Team Statistics  
All games

Page 1/2  
as of Sep 28, 2025

Team Statistics

	UCLA	OPP
<b>Scoring</b>	<b>57</b>	<b>125</b>
Points per game	14.3	31.3
Points Off Turnovers	3	20
<b>First Downs</b>	<b>74</b>	<b>93</b>
Rushing	27	54
Passing	41	31
Penalty	6	8
<b>Rushing Yardage</b>	<b>497</b>	<b>931</b>
Yards gained rushing	560	972
Yards lost rushing	63	41
Rushing attempts	109	174
Average per rush	4.6	5.4
Average per game	124.3	232.8
TDs Rushing	1	9
<b>Passing Yardage</b>	<b>788</b>	<b>676</b>
Comp-Att-Int	81-126-3	60-82-0
Average per pass	6.3	8.2
Average per catch	9.7	11.3
Average per game	197.0	169.0
TDs Passing	4	8
<b>Total offense</b>	<b>1285</b>	<b>1607</b>
Total plays	235	256
Average per play	5.5	6.3
Average per game	321.3	401.8
<b>Kick returns: #-Yards</b>	<b>12-216</b>	<b>5-61</b>
<b>Punt returns: #-Yards</b>	<b>2-2</b>	<b>5--1</b>
<b>Int returns: #-Yards</b>	<b>0-0</b>	<b>3-31</b>
<b>Kick return average</b>	<b>18.0</b>	<b>12.2</b>
<b>Punt return average</b>	<b>1.0</b>	<b>-0.2</b>
<b>Int return average</b>	<b>0.0</b>	<b>10.3</b>
<b>Fumbles-Lost</b>	<b>3-1</b>	<b>6-2</b>
<b>Penalties-Yards</b>	<b>36-335</b>	<b>22-194</b>
Average per game	83.8	48.5
<b>Punts-Yards</b>	<b>14-578</b>	<b>9-395</b>
Average per punt	41.3	43.9
Net punt average	41.4	39.2
<b>Kickoffs-Yards</b>	<b>15-950</b>	<b>24-1448</b>
Average per kick	63.3	60.3
Net kick average	42.6	40.0
<b>Time of possession / game</b>	<b>25:45</b>	<b>34:15</b>
<b>3rd-down conversion</b>	<b>15/49</b>	<b>29/50</b>
3rd-down pct	31%	58%
<b>4th-down conversion</b>	<b>8/12</b>	<b>6/8</b>





2025-26 UCLA Football  
Overall Team Statistics  
All games

Page 2/2  
as of Sep 28, 2025

	UCLA	OPP
4th-down pct	67%	75%
<b>Sacks by-Yards</b>	<b>4-28</b>	<b>9-48</b>
<b>Misc Yards</b>	<b>0</b>	<b>0</b>
<b>Touchdowns scored</b>	<b>5</b>	<b>17</b>
<b>Field goals - attempts</b>	<b>7-7</b>	<b>3-4</b>
<b>On-Side kicks</b>	<b>0-0</b>	<b>0-0</b>
<b>Red-zone scores</b>	<b>(8-8) 100%</b>	<b>(15-18) 83%</b>
<b>Red-zone touchdowns</b>	<b>(3-8) 38%</b>	<b>(14-18) 78%</b>
<b>PAT-attempts</b>	<b>(4-4) 100%</b>	<b>(14-15) 93%</b>
<b>2-point conversion-attempts</b>	<b>(1-1) 100%</b>	<b>(0-3) 0%</b>
<b>Attendance</b>	<b>66195</b>	<b>48140</b>
Games / Avg per game	2/33098	2/24070
Neutral site games	-	0/0

Score by Periods

Team	1st	2nd	3rd	4th	OT	TOT
UCLA	0	20	19	18	0	57
Opponents	33	44	7	41	0	125



# 2025-26 UCLA Football Combined Team Statistics All games

Page 1/3  
as of Sep 28, 2025

## Team Results

	Date	Opponent		Score	Att.
	08/30/2025	Utah	L	10-43	35032
	09/06/2025	at UNLV	L	23-30	36117
	09/12/2025	New Mexico	L	10-35	31163
*	09/27/2025	at Northwestern	L	14-17	12023

## Rushing

Player	gp	att	gain	loss	net	avg	td	lg	avg/g
Nico Iamaleava	4	44	257	53	204	4.6	1	32	51.0
Anthony Woods	4	25	127	0	127	5.1	0	33	31.8
Jaivian Thomas	4	23	122	5	117	5.1	0	32	29.3
Jalen Berger	4	17	54	5	49	2.9	0	20	12.3
<b>Total</b>	<b>4</b>	<b>109</b>	<b>560</b>	<b>63</b>	<b>497</b>	<b>4.6</b>	<b>1</b>	<b>33</b>	<b>124.3</b>
<b>Opponents</b>	<b>4</b>	<b>174</b>	<b>972</b>	<b>41</b>	<b>931</b>	<b>5.4</b>	<b>9</b>	<b>54</b>	<b>232.8</b>

## Passing

Player	gp	effic	comp-att-int	pct	yds	td	lg	avg/g
Nico Iamaleava	4	124.5	81-124-3	65.3	788	4	32	197.0
Team	4	0.0	0-2-0	0.0	0	0	0	0.0
<b>Total</b>	<b>4</b>	<b>122.5</b>	<b>81-126-3</b>	<b>64.3</b>	<b>788</b>	<b>4</b>	<b>32</b>	<b>197.0</b>
<b>Opponents</b>	<b>4</b>	<b>174.6</b>	<b>60-82-0</b>	<b>73.2</b>	<b>676</b>	<b>8</b>	<b>43</b>	<b>169.0</b>

## Receiving

Player	gp	no.	yds	avg	td	lg	avg/g
Kwazi Gilmer	4	19	225	11.8	1	29	56.3
Anthony Woods	4	13	103	7.9	1	19	25.8
Mikey Matthews	4	10	123	12.3	0	32	30.8
Titus Mokiao-Atimalala	4	8	85	10.6	1	19	21.3
Hudson Habermehl	4	7	49	7.0	0	11	12.3
Jack Pedersen	4	7	50	7.1	0	15	12.5
Jaivian Thomas	4	5	42	8.4	0	12	10.5
Rico Flores Jr.	1	4	43	10.8	0	18	43.0
Jalen Berger	4	2	21	10.5	0	15	5.3
Ezavier Staples	4	2	18	9.0	0	12	4.5
Jaedon Wilson	3	2	20	10.0	0	11	6.7
Anthony Frias II	4	1	5	5.0	0	5	1.3
Noah Fox-Flores	3	1	4	4.0	1	4	1.3
<b>Total</b>	<b>4</b>	<b>81</b>	<b>788</b>	<b>9.7</b>	<b>4</b>	<b>32</b>	<b>197.0</b>
<b>Opponents</b>	<b>4</b>	<b>60</b>	<b>676</b>	<b>11.3</b>	<b>8</b>	<b>43</b>	<b>169.0</b>

## Game Records

Record	Overall	Home	Away	Neutral
ALL GAMES	0-4	0-2	0-2	0-0
CONFERENCE	0-1	0-0	0-1	0-0
NON-CONFERENCE	0-3	0-2	0-1	0-0

## Team Statistics

	UCLA	OPP
<b>First Downs</b>	<b>74</b>	<b>93</b>
Rushing	27	54
Passing	41	31
Penalty	6	8
<b>Rushing Yardage</b>	<b>497</b>	<b>931</b>
Rushing attempts	109	174
Average per rush	4.6	5.4
Average per game	124.3	232.8
TDs Rushing	1	9
<b>Passing Yardage</b>	<b>788</b>	<b>676</b>
Comp-Att-Int	81-126-3	60-82-0
Average per pass	6.3	8.2
Average per catch	9.7	11.3
Average per game	197.0	169.0
TDs Passing	4	8
<b>Total offense</b>	<b>1285</b>	<b>1607</b>
Average per play	5.5	6.3
Average per game	321.3	401.8
<b>Kick returns: #-Yards</b>	<b>12-216</b>	<b>5-61</b>
<b>Punt returns: #-Yards</b>	<b>2-2</b>	<b>5--1</b>
<b>Int returns: #-Yards</b>	<b>0-0</b>	<b>3-31</b>
<b>Fumbles-Lost</b>	<b>3-1</b>	<b>6-2</b>
<b>Penalties-Yards</b>	<b>36-335</b>	<b>22-194</b>
<b>Punts-Avg</b>	<b>14-41.3</b>	<b>9-43.9</b>
<b>Time of possession / game</b>	<b>25:45</b>	<b>34:15</b>
<b>3rd-down conversion</b>	<b>15/49</b>	<b>29/50</b>
<b>4th-down conversion</b>	<b>8/12</b>	<b>6/8</b>
<b>PAT-attempts</b>	<b>(4-4) 100%</b>	<b>(14-15) 93%</b>
<b>2-point conversion-attempts</b>	<b>(1-1) 100%</b>	<b>(0-3) 0%</b>

## Interceptions

Player	no.	yds	avg	td	lg
<b>Total</b>	<b>0</b>	<b>0</b>	<b>0.0</b>	<b>0</b>	<b>0</b>
<b>Opponents</b>	<b>3</b>	<b>31</b>	<b>10.3</b>	<b>0</b>	<b>20</b>



2025-26 UCLA Football  
Combined Team Statistics  
All games

Page 2/3  
as of Sep 28, 2025

#### Field Goals

Player	fg	pct.	01-19	20-29	30-39	40-49	50-99	lg	blk
Mateen Bhaghani	7-7	100.0	0-0	2-2	3-3	1-1	1-1	51	0
<b>Opponents</b>	<b>3-4</b>	<b>75.0</b>	<b>0-0</b>	<b>0-1</b>	<b>1-1</b>	<b>0-0</b>	<b>2-2</b>	<b>54</b>	<b>1</b>

#### Scoring

Player	td	fg	PAT				dxp	saf	pts
			kick	rush	rcv	pass			
Mateen Bhaghani	-	7-7	4-4	-	-	-	-	-	25
Anthony Woods	1	-	-	-	1	-	-	-	8
Titus Mokiao-Atimalala	1	-	-	-	-	-	-	-	6
Nico lamaleava	1	-	-	-	-	1	-	-	6
Kwazi Gilmer	1	-	-	-	-	-	-	-	6
Noah Fox-Flores	1	-	-	-	-	-	-	-	6
<b>Total</b>	<b>5</b>	<b>7-7</b>	<b>4-4</b>	<b>0</b>	<b>1</b>	<b>1</b>	<b>0</b>	<b>0</b>	<b>57</b>
<b>Opponents</b>	<b>17</b>	<b>3-4</b>	<b>14-15</b>	<b>0</b>	<b>0</b>	<b>0</b>	<b>0</b>	<b>0</b>	<b>125</b>

#### Score by Periods

Team	1st	2nd	3rd	4th	OT	TOT
UCLA	0	20	19	18	0	57
Opponents	33	44	7	41	0	125

#### Punting

Player	no.	yds	avg	lg	tb	fc	i20	50+	blk
Will Karoll	14	578	41.3	52	0	8	4	1	0
<b>Total</b>	<b>14</b>	<b>578</b>	<b>41.3</b>	<b>52</b>	<b>0</b>	<b>8</b>	<b>4</b>	<b>1</b>	<b>0</b>
<b>Opponents</b>	<b>9</b>	<b>395</b>	<b>43.9</b>	<b>57</b>	<b>2</b>	<b>5</b>	<b>4</b>	<b>2</b>	<b>0</b>

#### Punt Returns

Player	no.	yds	avg	td	lg
Mikey Matthews	2	2	1.0	0	2
<b>Total</b>	<b>2</b>	<b>2</b>	<b>1.0</b>	<b>0</b>	<b>2</b>
<b>Opponents</b>	<b>5</b>	<b>-1</b>	<b>-0.2</b>	<b>0</b>	<b>1</b>

#### Kick Returns

Player	no.	yds	avg	td	lg
Anthony Frias II	7	135	19.3	0	27
Anthony Woods	2	36	18.0	0	19
Jadyn Marshall	2	37	18.5	0	19
Titus Mokiao-Atimalala	1	8	8.0	0	8
<b>Total</b>	<b>12</b>	<b>216</b>	<b>18.0</b>	<b>0</b>	<b>27</b>
<b>Opponents</b>	<b>5</b>	<b>61</b>	<b>12.2</b>	<b>0</b>	<b>23</b>

#### All Purpose

Player	g	rush	rcv	pr	kr	ir	total	avg/g
Anthony Woods	4	127	103	0	36	0	266	66.5
Kwazi Gilmer	4	0	225	0	0	0	225	56.3
Nico lamaleava	4	204	0	0	0	0	204	51.0
Jaivian Thomas	4	117	42	0	0	0	159	39.8
Anthony Frias II	4	0	5	0	135	0	140	35.0
Mikey Matthews	4	0	123	2	0	0	125	31.3
Titus Mokiao-Atimalala	4	0	85	0	8	0	93	23.3
Jalen Berger	4	49	21	0	0	0	70	17.5
Jack Pedersen	4	0	50	0	0	0	50	12.5
Hudson Habermehl	4	0	49	0	0	0	49	12.3
Rico Flores Jr.	1	0	43	0	0	0	43	43.0
Jadyn Marshall	1	0	0	0	37	0	37	37.0
Jaedon Wilson	3	0	20	0	0	0	20	6.7
Ezavier Staples	4	0	18	0	0	0	18	4.5
Noah Fox-Flores	3	0	4	0	0	0	4	1.3
<b>Total</b>	<b>4</b>	<b>497</b>	<b>788</b>	<b>2</b>	<b>216</b>	<b>0</b>	<b>1503</b>	<b>375.8</b>
<b>Opponents</b>	<b>4</b>	<b>931</b>	<b>676</b>	<b>-1</b>	<b>61</b>	<b>31</b>	<b>1698</b>	<b>424.5</b>

#### Total Offense

Player	g	plays	rush	pass	total	avg/g
Nico lamaleava	4	168	204	788	992	248.0
Anthony Woods	4	25	127	0	127	31.8
Jaivian Thomas	4	23	117	0	117	29.3
Jalen Berger	4	17	49	0	49	12.3
<b>Total</b>	<b>4</b>	<b>235</b>	<b>497</b>	<b>788</b>	<b>1285</b>	<b>321.3</b>
<b>Opponents</b>	<b>4</b>	<b>256</b>	<b>931</b>	<b>676</b>	<b>1607</b>	<b>401.8</b>



**2025-26 UCLA Football  
Combined Team Statistics  
All games**

Page 3/3  
as of Sep 28, 2025

**Team Defense**

			Tackles				Sacks	Pass defense			Fumbles	blkd		
##	Player	gp	ua	a	tot	tfl/yds	no-yds	int-yds	brup	qbh	fr-yds	ff	kick	saf
6	JonJon Vaughns	4	18	29	47	1-1	.	.	.	.	.	.	.	.
32	Isaiah Chisom	4	19	23	42	1.5-2	.	.	.	1	.	.	.	.
21	Cole Martin	4	8	18	26	1-1	.	.	2	.	.	.	.	.
58	Gary Smith III	4	8	14	22	1.5-3	0.5-2	.	.	.	.	.	.	.
4	Key Lawrence	4	11	10	21	.	.	.	.	1	.	1	.	.
52	Kechaun Bennett	4	5	9	14	2-18	1-13	.	.	1	.	.	.	.
99	Keanu Williams	4	6	8	14	.	.	.	.	.	.	.	.	.
9	Jalen Woods	4	8	6	14	0.5-1	0.5-1	.	1	.	.	.	.	.
18	Rodrick Pleasant	4	6	6	12	0.5-1	.	.	1	.	.	.	1	.
15	Anthony Jones	4	5	6	11	2.5-13	1.5-10	.	.	.	.	.	.	.
44	Devin Aupiu	4	5	4	9	.	.	.	.	.	1-0	.	.	.
55	A.J. Fuimaono	4	1	8	9	0.5-2	0.5-2	.	1	.	.	.	.	.
3	Robert Stafford III	4	5	3	8	.	.	.	1	.	.	.	.	.
1	Kanye Clark	4	5	2	7	.	.	.	1	1	.	.	.	.
28	Scooter Jackson	4	4	3	7	.	.	.	.	.	.	1	.	.
92	Siale Taupaki	4	1	4	5	.	.	.	.	.	.	.	.	.
97	Jacob Busic	4	4	1	5	1-1	.	.	.	.	.	.	.	.
23	Bryon Threats	4	1	3	4	.	.	.	.	.	.	.	.	.
2	Andre Jordan Jr.	4	3	1	4	.	.	.	.	.	.	.	.	.
22	Croix Stewart	2	1	1	2	.	.	.	.	.	.	.	.	.
7	Aaron Williams	4	.	2	2	.	.	.	.	.	.	.	.	.
33	Ty Lee	4	1	1	2	.	.	.	.	.	.	.	.	.
0	Donavyn Pellot	4	1	1	2	.	.	.	.	.	.	.	.	.
12	Jamir Benjamin	4	.	2	2	.	.	.	.	.	.	.	.	.
81	Hudson Habermehl	4	1	.	1	.	.	.	.	.	.	.	.	.
4	Ezavier Staples	4	1	.	1	.	.	.	.	.	.	.	.	.
3	Kwazi Gilmer	4	1	.	1	.	.	.	.	.	.	.	.	.
20	Scott Taylor	4	.	1	1	.	.	.	.	.	.	.	.	.
41	Jewelous Walls	4	1	.	1	.	.	.	.	.	.	.	.	.
23	Kyle Miller	2	.	.	.	.	.	.	.	.	1-0	.	.	.
	Totals	4	130	166	296	12-43	4-28	0-0	7	4	2-0	2	1	0
	Opponents	4	125	128	253	16-62	9-48	3-31	14	4	1-0	2	0	0





2025-26 UCLA Football  
Team Game-by-Game  
All games

Page 1/1  
as of Sep 28, 2025

		Rushing				Receiving				Passing				Kick Returns				Punt Returns				tot		
Date	Opponent	no.	yds	td	lg	no.	yds	td	lg	cmp	att	int	yds	td	lg	no.	yds	td	lg	no.	yds	td	lg	off
08/30/2025	Utah	28	84	0	21	11	136	1	19	11	22	1	136	1	19	2	37	0	19	0	0	0	0	220
09/06/2025	at UNLV	30	173	1	32	29	255	1	21	29	42	1	255	1	21	5	106	0	27	1	0	0	0	428
09/12/2025	New Mexico	22	109	0	33	22	217	1	32	22	34	1	217	1	32	2	27	0	19	1	2	0	2	326
09/27/2025	at Northwestern	29	131	0	32	19	180	1	29	19	28	0	180	1	29	3	46	0	17	0	0	0	0	311
UCLA		109	497	1	33	81	788	4	32	81	126	3	788	4	32	12	216	0	27	2	2	0	2	1285
Opponents		174	931	9	54	60	676	8	43	60	82	0	676	8	43	5	61	0	23	5	-1	0	1	1607

UCLA Averages

Games	Avg/ rush	Avg/ catch	Pass effic	KR avg	PR avg	All purpose avg/game	Total offense avg/game
4	4.6	9.7	122.5	18.0	1.0	375.8	321.3

Date	Opponent	Tackles				Sacks	Fumble		Pass Defense			blkd	PAT attempts			off		
		ua	a	total	tfl-yds	no-yds	ff	fr-yds	int-yds	qbh	brup	kick	kick	rush	rcv	saf	t/o	pts
08/30/2025	Utah	46	46	92	2.0-2	0-0	1	0-0	0-0	2	1	0	1-1	0	0	0	0	10
09/06/2025	at UNLV	18	44	62	3.0-24	2-21	0	0-0	0-0	0	1	0	2-2	0	0	0	0	23
09/12/2025	New Mexico	35	38	73	0.0-0	0-0	1	2-0	0-0	1	2	0	1-1	0	0	0	3	10
09/27/2025	at Northwestern	31	38	69	7.0-17	2-7	0	0-0	0-0	1	3	1	0-0	0	1	0	0	14
UCLA		130	166	296	12.0-43	4-28	2	2-0	0-0	4	7	1	4-4	0	1	0	3	57
Opponents		125	128	253	16.0-62	9-48	2	1-0	3-31	4	14	0	14-15	0	0	0	20	125

		Punting										Field Goals			Kickoffs				
Date	Opponent	no.	yds	avg	long	blkd	tb	fc	50+	i20	md-att	long	blkd	no.	yds	avg	tb	ob	
08/30/2025	Utah	4	170	42.5	48	0	0	4	0	1	1-1	46	0	3	190	63.3	1	0	
09/06/2025	at UNLV	2	78	39.0	42	0	0	1	0	2	3-3	35	0	6	363	60.5	3	0	
09/12/2025	New Mexico	5	189	37.8	46	0	0	3	0	0	1-1	51	0	3	195	65.0	3	0	
09/27/2025	at Northwestern	3	141	47.0	52	0	0	0	1	1	2-2	28	0	3	202	67.3	2	0	
UCLA		14	578	41.3	52	0	0	8	1	4	7-7	51	0	15	950	63.3	9	0	
Opponents		9	395	43.9	57	0	2	5	2	4	3-4	54	1	24	1448	60.3	10	1	



2025-26 UCLA Football  
Opponents Game-by-Game  
All games

Page 1/1  
as of Sep 28, 2025

		Rushing				Receiving				Passing				Kick Returns				Punt Returns				tot		
Date	Opponent	no.	yds	td	lg	no.	yds	td	lg	cmp	att	int	yds	td	lg	no.	yds	td	lg	no.	yds	td	lg	off
08/30/2025	Utah	54	286	4	25	21	206	2	36	21	26	0	206	2	36	2	19	0	15	0	0	0	0	492
09/06/2025	at UNLV	32	148	1	33	15	203	3	32	15	21	0	203	3	32	2	19	0	15	1	0	0	0	351
09/12/2025	New Mexico	46	298	3	54	12	152	2	43	12	17	0	152	2	43	0	0	0	0	2	-3	0	0	450
09/27/2025	at Northwestern	42	199	1	24	12	115	1	25	12	18	0	115	1	25	1	23	0	23	2	2	0	1	314
Opponents		174	931	9	54	60	676	8	43	60	82	0	676	8	43	5	61	0	23	5	-1	0	1	1607
UCLA		109	497	1	33	81	788	4	32	81	126	3	788	4	32	12	216	0	27	2	2	0	2	1285

Opponents Averages

Games	Avg/ rush	Avg/ catch	Pass effic	KR avg	PR avg	All purpose avg/game	Total offense avg/game
4	5.4	11.3	174.6	12.2	-0.2	424.5	401.8

Date	Opponent	Tackles			Sacks		Fumble		Pass Defense			blkd	PAT attempts			off		
		ua	a	total	tfl-yds	no-yds	ff	fr-yds	int-yds	qbh	brup	kick	kick	rush	rcv	saf	t/o	pts
08/30/2025	Utah	28	24	52	5.0-29	4-28	0	0-0	1-20	0	1	0	4-5	0	0	0	7	43
09/06/2025	at UNLV	34	52	86	5.0-16	2-10	1	1-0	1-0	3	4	0	3-3	0	0	0	6	30
09/12/2025	New Mexico	30	28	58	2.0-5	0-0	0	0-0	1-11	0	7	0	5-5	0	0	0	7	35
09/27/2025	at Northwestern	33	24	57	4.0-12	3-10	1	0-0	0-0	1	2	0	2-2	0	0	0	0	17
Opponents		125	128	253	16.0-62	9-48	2	1-0	3-31	4	14	0	14-15	0	0	0	20	125
UCLA		130	166	296	12.0-43	4-28	2	2-0	0-0	4	7	1	4-4	0	1	0	3	57

Date	Opponent	Punting										Field Goals			Kickoffs			
		no.	yds	avg	long	blkd	tb	fc	50+	i20	md-att	long	blkd	no.	yds	avg	tb	ob
08/30/2025	Utah	1	42	42.0	42	0	0	1	0	1	1-1	54	0	7	447	63.9	5	0
09/06/2025	at UNLV	3	122	40.7	43	0	0	2	0	1	1-1	50	0	7	392	56.0	1	0
09/12/2025	New Mexico	2	100	50.0	57	0	0	1	1	1	0-0	0	0	6	351	58.5	3	1
09/27/2025	at Northwestern	3	131	43.7	50	0	2	1	1	1	1-2	33	1	4	258	64.5	1	0
Opponents		9	395	43.9	57	0	2	5	2	4	3-4	54	1	24	1448	60.3	10	1
UCLA		14	578	41.3	52	0	0	8	1	4	7-7	51	0	15	950	63.3	9	0



2025-26 UCLA Football  
Individual Statistics  
All games

Page 1/2  
as of Sep 28, 2025

### Rushing

Player	gp	att	gain	loss	net	avg	td	lg	avg/g
Nico Iamaleava	4	44	257	53	204	4.6	1	32	51.0
Anthony Woods	4	25	127	0	127	5.1	0	33	31.8
Jaivian Thomas	4	23	122	5	117	5.1	0	32	29.3
Jalen Berger	4	17	54	5	49	2.9	0	20	12.3
<b>Total</b>	<b>4</b>	<b>109</b>	<b>560</b>	<b>63</b>	<b>497</b>	<b>4.6</b>	<b>1</b>	<b>33</b>	<b>124.3</b>
<b>Opponents</b>	<b>4</b>	<b>174</b>	<b>972</b>	<b>41</b>	<b>931</b>	<b>5.4</b>	<b>9</b>	<b>54</b>	<b>232.8</b>

### Passing

Player	gp	effic	comp-att-int	pct	yds	td	lg	avg/g
Nico Iamaleava	4	124.5	81-124-3	65.3	788	4	32	197.0
Team	4	0.0	0-2-0	0.0	0	0	0	0.0
<b>Total</b>	<b>4</b>	<b>122.5</b>	<b>81-126-3</b>	<b>64.3</b>	<b>788</b>	<b>4</b>	<b>32</b>	<b>197.0</b>
<b>Opponents</b>	<b>4</b>	<b>174.6</b>	<b>60-82-0</b>	<b>73.2</b>	<b>676</b>	<b>8</b>	<b>43</b>	<b>169.0</b>

### Receiving

Player	gp	no.	yds	avg	td	lg	avg/g
Kwazi Gilmer	4	19	225	11.8	1	29	56.3
Anthony Woods	4	13	103	7.9	1	19	25.8
Mikey Matthews	4	10	123	12.3	0	32	30.8
Titus Mokiao-Atimalala	4	8	85	10.6	1	19	21.3
Hudson Habermehl	4	7	49	7.0	0	11	12.3
Jack Pedersen	4	7	50	7.1	0	15	12.5
Jaivian Thomas	4	5	42	8.4	0	12	10.5
Rico Flores Jr.	1	4	43	10.8	0	18	43.0
Jalen Berger	4	2	21	10.5	0	15	5.3
Ezavier Staples	4	2	18	9.0	0	12	4.5
Jaedon Wilson	3	2	20	10.0	0	11	6.7
Anthony Frias II	4	1	5	5.0	0	5	1.3
Noah Fox-Flores	3	1	4	4.0	1	4	1.3
<b>Total</b>	<b>4</b>	<b>81</b>	<b>788</b>	<b>9.7</b>	<b>4</b>	<b>32</b>	<b>197.0</b>
<b>Opponents</b>	<b>4</b>	<b>60</b>	<b>676</b>	<b>11.3</b>	<b>8</b>	<b>43</b>	<b>169.0</b>

### Punt Returns

Player	no.	yds	avg	td	lg
Mikey Matthews	2	2	1.0	0	2
<b>Total</b>	<b>2</b>	<b>2</b>	<b>1.0</b>	<b>0</b>	<b>2</b>
<b>Opponents</b>	<b>5</b>	<b>-1</b>	<b>-0.2</b>	<b>0</b>	<b>1</b>

### Interceptions

Player	no.	yds	avg	td	lg
<b>Total</b>	<b>0</b>	<b>0</b>	<b>0.0</b>	<b>0</b>	<b>0</b>
<b>Opponents</b>	<b>3</b>	<b>31</b>	<b>10.3</b>	<b>0</b>	<b>20</b>

### Kick Returns

Player	no.	yds	avg	td	lg
Anthony Frias II	7	135	19.3	0	27
Anthony Woods	2	36	18.0	0	19
Jadyn Marshall	2	37	18.5	0	19
Titus Mokiao-Atimalala	1	8	8.0	0	8
<b>Total</b>	<b>12</b>	<b>216</b>	<b>18.0</b>	<b>0</b>	<b>27</b>
<b>Opponents</b>	<b>5</b>	<b>61</b>	<b>12.2</b>	<b>0</b>	<b>23</b>

### Fumbles Recovered

Player	no.	yds	avg	td	lg
Devin Aupiu	1	0	0.0	0	0
Kyle Miller	1	0	0.0	0	0
<b>Total</b>	<b>2</b>	<b>0</b>	<b>0.0</b>	<b>0</b>	<b>0</b>
<b>Opponents</b>	<b>1</b>	<b>0</b>	<b>0.0</b>	<b>0</b>	<b>0</b>



# 2025-26 UCLA Football Individual Statistics All games

Page 2/2  
as of Sep 28, 2025

## Scoring

			PAT						
Player	td	fg	kick	rush	rcv	pass	dxp	saf	pts
Mateen Bhaghani	-	7-7	4-4	-	-	-	-	-	25
Anthony Woods	1	-	-	-	1	-	-	-	8
Titus Mokiao-Atimalala	1	-	-	-	-	-	-	-	6
Nico Iamaleava	1	-	-	-	-	1	-	-	6
Kwazi Gilmer	1	-	-	-	-	-	-	-	6
Noah Fox-Flores	1	-	-	-	-	-	-	-	6
Total	5	7-7	4-4	0	1	1	0	0	57
Opponents	17	3-4	14-15	0	0	0	0	0	125

## Field Goals

Player	fg	pct.	01-19	20-29	30-39	40-49	50-99	lg	blk
Mateen Bhaghani	7-7	100.0	0-0	2-2	3-3	1-1	1-1	51	0
<b>Opponents</b>	<b>3-4</b>	<b>75.0</b>	<b>0-0</b>	<b>0-1</b>	<b>1-1</b>	<b>0-0</b>	<b>2-2</b>	<b>54</b>	<b>1</b>

## FG Sequence

Team Name	UCLA	Opponents
Utah	(46)	(54)
UNLV	(33),(35),(33)	(50)
New Mexico	(51)	
Northwestern	(28),(25)	(33),20

Numbers in (parentheses) indicate field goal was made

## All Purpose

Player	g	rush	rcv	pr	kr	ir	total	avg/g
Anthony Woods	4	127	103	0	36	0	266	66.5
Kwazi Gilmer	4	0	225	0	0	0	225	56.3
Nico Iamaleava	4	204	0	0	0	0	204	51.0
Jaivian Thomas	4	117	42	0	0	0	159	39.8
Anthony Frias II	4	0	5	0	135	0	140	35.0
Mikey Matthews	4	0	123	2	0	0	125	31.3
Titus Mokiao-Atimalala	4	0	85	0	8	0	93	23.3
Jalen Berger	4	49	21	0	0	0	70	17.5
Jack Pedersen	4	0	50	0	0	0	50	12.5
Hudson Habermehl	4	0	49	0	0	0	49	12.3
Rico Flores Jr.	1	0	43	0	0	0	43	43.0
Jadyn Marshall	1	0	0	0	37	0	37	37.0
Jaedon Wilson	3	0	20	0	0	0	20	6.7
Ezavier Staples	4	0	18	0	0	0	18	4.5
Noah Fox-Flores	3	0	4	0	0	0	4	1.3
<b>Total</b>	<b>4</b>	<b>497</b>	<b>788</b>	<b>2</b>	<b>216</b>	<b>0</b>	<b>1503</b>	<b>375.8</b>
<b>Opponents</b>	<b>4</b>	<b>931</b>	<b>676</b>	<b>-1</b>	<b>61</b>	<b>31</b>	<b>1698</b>	<b>424.5</b>

## Total Offense

Player	g	plays	rush	pass	total	avg/g
Nico Iamaleava	4	168	204	788	992	248.0
Anthony Woods	4	25	127	0	127	31.8
Jaivian Thomas	4	23	117	0	117	29.3
Jalen Berger	4	17	49	0	49	12.3
Team	4	0	0	0	0	0.0
<b>Total</b>	<b>4</b>	<b>235</b>	<b>497</b>	<b>788</b>	<b>1285</b>	<b>321.3</b>
<b>Opponents</b>	<b>4</b>	<b>256</b>	<b>931</b>	<b>676</b>	<b>1607</b>	<b>401.8</b>

## Punting

Player	no.	yds	avg	lg	tb	fc	i20	50+	blk
Will Karoll	14	578	41.3	52	0	8	4	1	0
<b>Total</b>	<b>14</b>	<b>578</b>	<b>41.3</b>	<b>52</b>	<b>0</b>	<b>8</b>	<b>4</b>	<b>1</b>	<b>0</b>
<b>Opponents</b>	<b>9</b>	<b>395</b>	<b>43.9</b>	<b>57</b>	<b>2</b>	<b>5</b>	<b>4</b>	<b>2</b>	<b>0</b>

## Kickoffs

Player	no.	yds	avg	tb	ob	retn	net	ydl
Mateen Bhaghani	15	950	63.3	9	0			
<b>Total</b>	<b>15</b>	<b>950</b>	<b>63.3</b>	<b>9</b>	<b>0</b>	<b>4</b>	<b>42.6</b>	<b>22</b>
<b>Opponents</b>	<b>24</b>	<b>1448</b>	<b>60.3</b>	<b>10</b>	<b>1</b>	<b>13</b>	<b>40</b>	<b>25</b>





**2025-26 UCLA Football**  
**Overall Defense Statistics**  
**All games**

Page 1/1  
as of Sep 28, 2025

**Team Defense**

##	Player	gp	Tackles				Sacks	Pass defense			Fumbles		blkd	
			ua	a	tot	tfl/yds		int-yds	brup	qbh	fr-yds	ff	kick	saf
6	JonJon Vaughns	4	18	29	47	1-1	.	.	.	.	.	.	.	.
32	Isaiah Chisom	4	19	23	42	1.5-2	.	.	.	1	.	.	.	.
21	Cole Martin	4	8	18	26	1-1	.	.	2	.	.	.	.	.
58	Gary Smith III	4	8	14	22	1.5-3	0.5-2	.	.	.	.	.	.	.
4	Key Lawrence	4	11	10	21	.	.	.	.	1	.	1	.	.
52	Kechaun Bennett	4	5	9	14	2-18	1-13	.	.	1	.	.	.	.
99	Keanu Williams	4	6	8	14	.	.	.	.	.	.	.	.	.
9	Jalen Woods	4	8	6	14	0.5-1	0.5-1	.	1	.	.	.	.	.
18	Rodrick Pleasant	4	6	6	12	0.5-1	.	.	1	.	.	.	1	.
15	Anthony Jones	4	5	6	11	2.5-13	1.5-10	.	.	.	.	.	.	.
44	Devin Aupiu	4	5	4	9	.	.	.	.	.	1-0	.	.	.
55	A.J. Fuimaono	4	1	8	9	0.5-2	0.5-2	.	1	.	.	.	.	.
3	Robert Stafford III	4	5	3	8	.	.	.	1	.	.	.	.	.
1	Kanye Clark	4	5	2	7	.	.	.	1	1	.	.	.	.
28	Scooter Jackson	4	4	3	7	.	.	.	.	.	.	1	.	.
97	Jacob Busic	4	4	1	5	1-1	.	.	.	.	.	.	.	.
92	Siale Taupaki	4	1	4	5	.	.	.	.	.	.	.	.	.
2	Andre Jordan Jr.	4	3	1	4	.	.	.	.	.	.	.	.	.
23	Bryon Threats	4	1	3	4	.	.	.	.	.	.	.	.	.
12	Jamir Benjamin	4	.	2	2	.	.	.	.	.	.	.	.	.
33	Ty Lee	4	1	1	2	.	.	.	.	.	.	.	.	.
0	Donavyn Pellot	4	1	1	2	.	.	.	.	.	.	.	.	.
7	Aaron Williams	4	.	2	2	.	.	.	.	.	.	.	.	.
22	Croix Stewart	2	1	1	2	.	.	.	.	.	.	.	.	.
81	Hudson Habermehl	4	1	.	1	.	.	.	.	.	.	.	.	.
3	Kwazi Gilmer	4	1	.	1	.	.	.	.	.	.	.	.	.
4	Ezavier Staples	4	1	.	1	.	.	.	.	.	.	.	.	.
20	Scott Taylor	4	.	1	1	.	.	.	.	.	.	.	.	.
41	Jewelous Walls	4	1	.	1	.	.	.	.	.	.	.	.	.
23	Kyle Miller	2	.	.	.	.	.	.	.	.	1-0	.	.	.
<b>Totals</b>		<b>4</b>	<b>130</b>	<b>166</b>	<b>296</b>	<b>12-43</b>	<b>4-28</b>	<b>0-0</b>	<b>7</b>	<b>4</b>	<b>2-0</b>	<b>2</b>	<b>1</b>	<b>0</b>
Opponents		4	125	128	253	16-62	9-48	3-31	14	4	1-0	2	0	0



**2025-26 UCLA Football**  
**Games Played**  
**All games**

Page 1/2  
as of Sep 28, 2025

##	Player	GP-GS	Utah	UNLV	UNM	NU
0	Jalen Berger	4/2	START	START	XXX	XXX
0	Donavyn Pellot	4/0	XXX	XXX	XXX	XXX
1	Kanye Clark	4/1	START	XXX	XXX	XXX
1	Rico Flores Jr.	1/1	...	...	...	START
2	Titus Mokiao-Atimalala	4/4	START	START	START	START
2	Andre Jordan Jr.	4/0	XXX	XXX	XXX	XXX
3	Robert Stafford III	4/4	START	START	START	START
3	Kwazi Gilmer	4/4	START	START	START	START
4	Key Lawrence	4/4	START	START	START	START
4	Ezavier Staples	4/0	XXX	XXX	XXX	XXX
6	JonJon Vaughns	4/4	START	START	START	START
6	Anthony Woods	4/1	XXX	XXX	START	XXX
7	Aaron Williams	4/0	XXX	XXX	XXX	XXX
7	Mikey Matthews	4/2	XXX	START	START	XXX
9	Jalen Woods	4/1	START	XXX	XXX	XXX
9	Nico Iamaleava	4/4	START	START	START	START
10	Ben Perry	1/0	XXX	...	...	...
10	Madden Iamaleava	0/0	...	...	...	...
11	Jaedon Wilson	3/0	XXX	...	XXX	XXX
11	Nico Davillier	0/0	...	...	...	...
12	Luke Duncan	0/0	...	...	...	...
12	Jamir Benjamin	4/0	XXX	XXX	XXX	XXX
14	Carter Shaw	0/0	...	...	...	...
14	LaRue Zamorano III	0/0	...	...	...	...
15	Anthony Jones	4/4	START	START	START	START
15	Pierce Clarkson	0/0	...	...	...	...
17	Lucien Holland	0/0	...	...	...	...
17	Colton Gumino	0/0	...	...	...	...
18	Jadyn Marshall	1/0	XXX	...	...	...
18	Rodrick Pleasant	4/4	START	START	START	START
18	Henry Hasselbeck	0/0	...	...	...	...
19	Jamier Johnson	0/0	...	...	...	...
19	Karson Gordon	0/0	...	...	...	...
20	Shane Rosenthal	0/0	...	...	...	...
20	Scott Taylor	4/0	XXX	XXX	XXX	XXX
21	Jaivian Thomas	4/1	XXX	XXX	XXX	START
21	Cole Martin	4/4	START	START	START	START
22	Croix Stewart	2/0	XXX	XXX	...	...
22	Anthony Frias II	4/0	XXX	XXX	XXX	XXX
23	Bryon Threats	4/1	XXX	XXX	START	XXX
23	Kyle Miller	2/0	...	...	XXX	XXX
24	Cole Cogshell	1/0	...	...	...	XXX
24	Jonah Smith	0/0	...	...	...	...
25	Kuron Jabari Jr.	0/0	...	...	...	...
27	Isaiah Carlson	4/0	XXX	XXX	XXX	XXX
27	Jadyn Hudson	0/0	...	...	...	...
28	Jack Pedersen	4/1	START	XXX	XXX	XXX
28	Scooter Jackson	4/2	XXX	START	XXX	START
29	Marquise Villahermosa	0/0	...	...	...	...
30	Zeke Johnson	0/0	...	...	...	...
30	Halakilangi Muagututi'a	0/0	...	...	...	...
31	Chase Coleman	0/0	...	...	...	...
32	Troy Leigber	4/0	XXX	XXX	XXX	XXX
32	Isaiah Chisom	4/3	XXX	START	START	START
33	Ty Lee	4/0	XXX	XXX	XXX	XXX
33	Karson Cox	0/0	...	...	...	...
35	Cash Peterman	0/0	...	...	...	...
35	Robert James III	0/0	...	...	...	...
36	Wyatt Mosier	4/0	XXX	XXX	XXX	XXX
37	Joshua Dixon	0/0	...	...	...	...



**2025-26 UCLA Football**  
**Games Played**  
**All games**

Page 2/2  
as of Sep 28, 2025

##	Player	GP-GS	Utah	UNLV	UNM	NU
37	Jackson Meehan	0/0	...	...	...	...
40	Mone Malafu	4/0	XXX	XXX	XXX	XXX
41	Morrow Evans	0/0	...	...	...	...
41	Jewelous Walls	4/0	XXX	XXX	XXX	XXX
43	Brett Barry	0/0	...	...	...	...
44	Devin Aupiu	4/0	XXX	XXX	XXX	XXX
44	Peter Bario	0/0	...	...	...	...
49	Will Karoll	4/0	XXX	XXX	XXX	XXX
50	Salem Abdul-Wahab	4/0	XXX	XXX	XXX	XXX
50	Nehemiah Johnson	0/0	...	...	...	...
52	Kechaun Bennett	4/3	XXX	START	START	START
53	Jacob Reis	0/0	...	...	...	...
54	Ashton Sanders	1/0	...	XXX	...	...
54	Garrison Blank	0/0	...	...	...	...
55	A.J. Fuimaono	4/0	XXX	XXX	XXX	XXX
55	Eugene Brooks	4/4	START	START	START	START
58	Gary Smith III	4/4	START	START	START	START
58	Jaylan Jeffers	0/0	...	...	...	...
60	Richie Pinomi	0/0	...	...	...	...
62	Michael Sultemeier	0/0	...	...	...	...
63	K.D. Arnold	0/0	...	...	...	...
64	Sam Yoon	4/4	START	START	START	START
66	Jensen Somerville	4/0	XXX	XXX	XXX	XXX
67	Yutaka Mahe	3/0	...	XXX	XXX	XXX
68	Noah Pulealii	0/0	...	...	...	...
69	Oluwafunto Akinshilo	4/0	XXX	XXX	XXX	XXX
70	Caleb Walker	3/0	XXX	XXX	...	XXX
71	Reuben Unije	4/2	XXX	XXX	START	START
72	Garrett DiGiorgio	4/4	START	START	START	START
73	Tautai Li'o Marks	0/0	...	...	...	...
74	Julian Armella	4/3	START	START	START	XXX
75	Conor Clyde	0/0	...	...	...	...
77	Courtland Ford	3/3	START	START	...	START
81	Hudson Habermehl	4/4	START	START	START	START
81	Tyler Partlow	0/0	...	...	...	...
82	Noah Fox-Flores	3/0	XXX	XXX	...	XXX
83	Russell Weir	3/0	...	XXX	XXX	XXX
86	Jalen Saint Paul	1/0	...	...	XXX	...
87	Dylan Sims	0/0	...	...	...	...
88	Jake Renda	0/0	...	...	...	...
88	Grant Buckey	0/0	...	...	...	...
89	Jace Brown	0/0	...	...	...	...
91	Michael Sullivan	4/0	XXX	XXX	XXX	XXX
92	Siale Taupaki	4/0	XXX	XXX	XXX	XXX
94	Mateen Bhaghani	4/0	XXX	XXX	XXX	XXX
95	Jalen Hargrove	0/0	...	...	...	...
97	Jacob Busic	4/1	START	XXX	XXX	XXX
97	Lennox Miller	0/0	...	...	...	...
99	Keanu Williams	4/4	START	START	START	START