



UCLA FOOTBALL

UCLA Athletic Communications / J.D. Morgan Center /
325 Westwood Plaza / Los Angeles, CA 90095

Football Contacts:

Andrew Sinatra / asinatra@athletics.ucla.edu / c: (310) 613-7389

Andrew Wagner / awagner@athletics.ucla.edu / c: (818) 437-3160

Vinny Lavalasi / vlavalasi@athletics.ucla.edu / c: (209) 781-6810

2024 STATISTICAL LEADERS

includes stats from student-athletes' previous schools

Category	Player	Mark
Passing Yards	Nico lamaleava *	2,616
Passing TDs	Nico lamaleava *	19
Rushing Yards	Jaivian Thomas ^	626
Rushing TDs	Jaivian Thomas ^	7
Receiving Yards	Kwazi Gilmer	345
Receiving TDs	Kwazi Gilmer / Jalen Berger	2
Total Tackles	Isaiah Chisom \$	75
Sacks	Anthony Jones %	2.0
Tackles for Loss	Isaiah Chisom \$	4.5
Interceptions	Scooter Jackson & / Jamier Johnson @	1

* Nico lamaleava spent 2024 at Tennessee

^ Jaivian Thomas spent 2024 at California

\$ Isaiah Chisom spent 2024 at Oregon State

% Anthony Jones spent 2024 at Michigan State

& Scooter Jackson spent 2024 at Utah Tech

@ Jamier Johnson spent 2024 at Indiana

2025 SCHEDULE

August

Sat. 30 (RV) Utah FOX 8 p.m.

September

Sat. 6 at (RV) UNLV CBSSN 5 p.m.

Fri. 12 New Mexico TBD 7 p.m.

Sat. 27 at Northwestern * TBD TBD

October

Sat. 4 (2) Penn State * TBD TBD

Sat. 11 at Michigan State * TBD 9 a.m.

Sat. 18 Maryland * TBD TBD

Sat. 25 at (20) Indiana * TBD TBD

November

Sat. 8 (RV) Nebraska * TBD TBD

Sat. 15 at (3) Ohio State * TBD TBD

Sat. 22 Washington * TBD TBD

Sat. 29 at (RV) USC * TBD TBD

* Big Ten Conference games

ranking in parentheses indicate that week's AP Top 25 poll

game times listed are Pacific

UCLA ON THE AIR



For the first time in 19 years, UCLA football will be broadcast on a new radio station, appearing exclusively on 790 KABC for the 2025 season. The UCLA Department of Athletics announced the new multi-year agreement on Aug. 21, 2025.

KABC-AM 790 becomes the new official radio broadcast home for the UCLA football program, serving all of Southern California with its powerful 6,600-watt signal. With the move to KABC-AM 790, the Bruins will be the primary sports team on the radio station, signaling a departure from sharing the airwaves with other major professional teams in the Los Angeles region.

All games will be produced by JMI Sports, UCLA's corporate and media rights holder. KABC-AM 790 serves as the flagship station of UCLA Bruins Audio Network. Broadcasts are also available on Sirius XM and through the TuneIn App which can be downloaded from the App Store.

Josh Lewin returns as the voice of the Bruins for his 10th season. Former Bruin quarterback Matt Stevens (1983-86) is set to begin his 29th year on the broadcast team and his 23rd as the analyst in the booth after being welcomed into the SoCal Sports Broadcasters Hall of Fame in 2019. Another Bruin signal caller, Wayne Cook (1991-94) is in his 24th season as the sideline reporter.

Utah (0-0, 0-0) at UCLA (0-0, 0-0)

Saturday, Aug. 30, 2025 – 8 p.m. (PT)

Pasadena, Calif. (Rose Bowl Stadium)

GAME INFORMATION

Venue: Rose Bowl Stadium

Kickoff Time: 8:05 p.m. PT

Television: FOX

TV Talent: Connor Onion (play-by-play),

Mark Helfrich (analyst)

Local Radio (UCLA Bruins Audio Network): AM790

Local Radio Talent: Josh Lewin (play-by-play),

Matt Stevens (analyst), Wayne Cook (sideline)

SiriusXM/SXM App: Ch. 83



at



0-0, 0-0 Big 12

0-0, 0-0 Big Ten

All-Time Series: UCLA leads, 12-9

UCLA and Utah will square off for the first time as members of different conferences since 2007 (12 meetings in the Pac-12).

THE MATCHUP

The UCLA football program begins its second year with head coach DeShaun Foster at the helm when it welcomes Utah to the Rose Bowl in Pasadena, Calif. Saturday evening. The season-opening contest between the Bruins (0-0, 0-0 Big Ten) and Utes (0-0, 0-0 Big 12) will be televised on FOX, beginning at 8 p.m. (PT). Fans can tune their radio stations to KABC-AM 790, which will serve as the new exclusive home for UCLA Athletics, and listen to longtime play-by-play announcer Josh Lewin and former UCLA quarterbacks Matt Stevens (analyst) and Wayne Cook (sideline reporter) on the call.

UCLA and Utah will be meeting for the 22nd time in series history and first as members of different conferences since the 2007 season. The Bruins prevailed with a 42-32 victory in their most recent home matchup versus the Utes at the Rose Bowl on Oct. 8, 2022. UCLA quarterback Dorian Thompson-Robinson put forth one of the most efficient outings of his career, completing 18-of-23 passes for 299 yards and four touchdowns to lead the Bruins to a win over then-No. 11 Utah.

KEY NOTES ON UCLA

- UCLA's 2025 roster will list 57 new names (36 transfers, 21 true freshmen) for its most since at least the 2012 season. Players from three different position groups – quarterbacks, running backs and defensive backs – have not started a game for UCLA. Four Bruins have started at least 10 career games at UCLA: OL Garrett DiGiorgio (38 starts), DL Keanu Williams (12), LB JonJon Vaughns (12) and WR Titus Mokiao-Atimalala (10).

- UCLA returns four players on offense and two players on defense who started a minimum of seven games last year: OL Garrett DiGiorgio (11 starts), OL Sam Yoon (8), WR Kwazi Gilmer (7), WR Titus Mokiao-Atimalala (7), DL Devin Aupiu (8) and DL Siale Taupaki (7).

- The Bruins' offseason was highlighted by the transfer portal addition of redshirt sophomore quarterback Nico lamaleava who spent the previous two seasons at Tennessee. The Long Beach, Calif. native returns home after leading the Volunteers to an 11-3 record as the starting quarterback and a College Football Playoff (CFP) appearance in 2024. lamaleava finished last season completing 213-of-334 passes (63.8%) for 2,616 yards (201.2 yards per game) and 19 touchdowns with five interceptions. He totaled 299-plus yards of total offense in three contests against UT-Chattanooga (320), Kentucky (306) and Vanderbilt (299). A master of the deep ball, lamaleava ranked second in the Southeastern Conference with six 50-plus-yard completions last season.

- QB Nico lamaleava was tabbed to five preseason watch lists in anticipation of his first game as a Bruin: Maxwell Award, Walter Camp Player of the Year, Davey O'Brien Quarterback of the Year, Johnny Unitas Golden Arm Award and Polynesian Player of the Year.

- Eight new assistants joined Coach Foster's second-year staff. Among those newcomers was offensive coordinator/quarterbacks coach Tino Sunseri who arrives at UCLA after helping Indiana to 11 wins for the first time in program history, a CFP appearance and the nation's second-ranked scoring offense (41.3 points per game) in his role as co-offensive coordinator. The Hoosiers also finished second in FBS with a 174.03 passing efficiency with Sunseri on the offensive staff.

2024 IN REVIEW

- In a season of firsts, UCLA went 5-7 overall with a 3-6 conference record in DeShaun Foster's debut as head coach of his alma mater. The Bruins, who were playing their first season in the coast-to-coast Big Ten Conference, were spurred by a three-game winning streak that featured road conference wins over Rutgers (35-32) and Nebraska (27-20) and a dominant home victory over Iowa. UCLA concluded the season on a high note by winning four of its last six games.

- Foster secured the first win of his head coaching career in his first game with a 16-13 victory over Hawai'i at Clarence T.C. Ching Complex in Honolulu in Week 1. Then-sophomore kicker Mateen Bhaghani drilled the game-winning 32-yard field goal in the final minute to lift the Bruins to victory.

- Foster and UCLA's first-ever Big Ten Conference win came in a 35-32 decision on the road at Rutgers in Piscataway, N.J. in Week 7. Bruins quarterback Ethan Garbers recorded a career-high 383 passing yards with four touchdowns through the air.

- First-year UCLA defensive coordinator Ikaika Malloe produced the sixth-ranked rushing defensive in the nation, holding opponents to 96.2 yards on the ground per game. Four members of the Bruins' front seven – linebackers Carson Schwesinger and Kain Medrano, defensive tackle Jay Toia and edge Oluwafemi Oladejo – were selected in the 2025 NFL Draft. Under Malloe in his role as the defensive line coach last year, the Bruins finished second in the nation in rushing defense, giving up 80.8 rushing yards per game to opponents in 2023.

- Redshirt junior linebacker Carson Schwesinger, a former walk-on, had a breakout season as one of the most dominant and instinctive defensive players in the country, leading the FBS in solo tackles (90) and Big Ten in total tackles (136). Schwesinger was named a finalist for the Butkus Award and semifinalist for the Burlsworth Trophy in addition to earning Associated Press First Team All-America honors. In April, Schwesinger was selected with the first pick of the second round (33rd overall) by the Cleveland Browns in the 2025 NFL Draft.

UCLA's ALL-TIME RESULTS VS. UTAH

Overall Record: 12-9

Record in Los Angeles: 7-3

Record at Rose Bowl Stadium: 3-3

Record at Coliseum: 4-0

Record at Salt Lake City: 5-6

Year	Result	Site	UCLA RK	Utah RK
2023	L, 7-14	A	22	11
2022	W, 42-32	H	18	11
2021	L, 24-44	A	--	--
2019	L, 3-49	A	--	8
2018	L, 10-41	H	--	--
2017	L, 17-48	A	--	--
2016	L, 45-52	H	--	19
2015	W, 17-9	A	--	18
2014	L, 28-30	H	8	--
2013	W, 34-27	A	12	--
2012	W, 21-14	H	--	--
2011	L, 6-31	A	--	--
2007	L, 6-44	A	11	--
2006	W, 31-10	H	--	--
1974	W, 27-14	A	--	--
1973	W, 66-16	H	16	--
1962	W, 14-11	A	--	--
1960	W, 16-9	A	--	--
1959	W, 21-6	H	20	--
1956	W, 13-7	H	17	--
1933	W, 22-0	H	--	--

ranking indicates that week's AP Top 25 poll

2025 BIG TEN CONFERENCE STANDINGS

Team (AP RK)	Big Ten	Overall	PF	PA
1. Illinois	0-0	0-0	0	0
Indiana	0-0	0-0	0	0
Iowa	0-0	0-0	0	0
Maryland	0-0	0-0	0	0
Michigan	0-0	0-0	0	0
Michigan State	0-0	0-0	0	0
Minnesota	0-0	0-0	0	0
Nebraska	0-0	0-0	0	0
Northwestern	0-0	0-0	0	0
Ohio State	0-0	0-0	0	0
Oregon	0-0	0-0	0	0
Penn State	0-0	0-0	0	0
Purdue	0-0	0-0	0	0
Rutgers	0-0	0-0	0	0
UCLA	0-0	0-0	0	0
USC	0-0	0-0	0	0
Washington	0-0	0-0	0	0
Wisconsin	0-0	0-0	0	0

UPCOMING BIG TEN GAMES

Thursday, Aug. 28

Ohio at Rutgers (BTN) - 3 p.m.

Buffalo at Minnesota (FS1) - 5 p.m.

Miami (OH) at Wisconsin (BTN) - 6 p.m.

Nebraska at Cincinnati (ESPN) - 6 p.m.

Friday, Aug. 29

Western Michigan at Michigan State (FS1) - 4 p.m.

Western Illinois at Illinois (Peacock) - 4:30 p.m.

Saturday, Aug. 30

Northwestern at Tulane (ESPNU) - 9 a.m.

Texas at Ohio State (FOX) - 9 a.m.

Ball State at Purdue (BTN) - 9 a.m.

Florida Atlantic at Maryland (BTN) - 9 a.m.

Old Dominion at Indiana (FS1) - 11:30 a.m.

Nevada at Penn State (CBS) - 12:30 p.m.

Montana State at Oregon (BTN) - 1 p.m.

UAlbany at Iowa (FS1) - 3 p.m.

New Mexico at Michigan (NBC) - 4:30 p.m.

Missouri State at USC (BTN) - 4:30 p.m.

Utah at UCLA (FOX) - 8 p.m.

Colorado State at Washington (BTN) - 8 p.m.

Game times listed are Pacific.

STATISTICS COMPARISON (2024)

Category	UCLA	FBS RK	B1G RK	UTAH	FBS RK	B12 RK
3rd Down Conversion Pct.	.427	46	9	.407	68	5
3rd Down Conversion Pct. Defense	.484	129	18	.311	7	1
Completion Percentage	.651	28	8	.623	56	5
Kickoff Return Defense	18.00	28	4	18.29	34	5
Kickoff Returns	18.67	95	13	32.80	1	1
Net Punting	39.33	57	9	39.27	58	8
Passes Had Intercepted	11	68	12	13	97	8
Passes Intercepted	10	70	10	11	58	6
Passing Offense	242.2	47	7	283.5	11	2
Passing Yards Allowed	244.7	107	17	265.8	123	12
Punt Return Defense	6.23	50	2	2.07	3	2
Punt Returns	11.20	32	6	4.63	114	12
Red Zone Defense	.935	127	18	.773	27	5
Red Zone Offense	.811	93	13	.877	38	5
Rushing Defense	96.2	6	4	109.3	11	1
Rushing Offense	86.6	131	18	167.7	54	8
Sacks Allowed	2.83	112	16	2.31	86	9
Scoring Defense	25.3	69	13	30.1	103	8
Scoring Offense	18.4	126	16	33.2	27	4
Team Passing Efficiency	134.98	62	8	135.4	60	7
Team Passing Efficiency Defense	135.85	80	14	145.23	112	13
Team Sacks	1.83	78	11	3.23	5	1
Team Tackles for Loss	5.3	79	9	8.8	3	1
Time of Possession	31:08	36	5	31:02	40	4
Total Defense	340.8	39	11	375.2	71	6
Total Offense	328.8	118	15	451.2	12	2
Turnover Margin	-0.33	92	15	0.08	55	6
Turnovers Gained	13	104	14	22	27	4
Turnovers Lost	17	54	10	21	96	7

TOP-25-RANKED BRUINS (2024)

Player	Category	Mark	FBS RK	B1G RK
K Mateen Bhaghani	Field Goals Per Game	1.67	10	1
QB Ethan Garbers	Completions Per Game	21.36	21	3
LB Kain Medrano	Force Fumbles Per Game	0.25	18	1
LB Carson Schwesinger	Solo Tackles	90	1	1
	Solo Tackles Per Game	7.5	1	1
	Total Tackles	136	3	1
	Total Tackles Per Game	11.3	5	1

UNDER CENTER

• Redshirt sophomore quarterback Nico lamaleava officially signed with UCLA out of the transfer portal on April 20 after spending the previous two seasons at Tennessee. The Long Beach, Calif. native returns home after leading the Volunteers to an 11-3 record as the starting quarterback and a College Football Playoff (CFP) appearance in 2024.

• lamaleava was named to five 2025 preseason watch lists in anticipation of his first game in a Bruins uniform: Maxwell Award, Walter Camp Player of the Year, Davey O'Brien Quarterback of the Year, Johnny Unitas Golden Arm Award and Polynesian Player of the Year.

• lamaleava finished last season completing 213-of-334 passes (63.8%) for 2,616 yards (201.2 yards per game) and 19 touchdowns with five interceptions. He totaled 299-plus yards of total offense in three contests against UT-Chattanooga (320), Kentucky (306) and Vanderbilt (299).

• Of Samoan descent, lamaleava was tabbed as a 2024 Polynesian College Football Player of the Year Finalist during his breakout redshirt freshman season. Also on the awards circuit, lamaleava hauled in four SEC Freshman of the Week awards.

• lamaleava became the first Tennessee freshman to lead the program to 10 regular season wins and the first Tennessee quarterback, regardless of class, to win 10 games since Casey Clausen in 2003.

• lamaleava ranked second in the Southeastern Conference with six 50-plus-yard completions last season. He posted a career-long completion of 86 yards in the final week of the 2024 season at Vanderbilt.

• lamaleava accounted for a career-high 314 yards through the air on 22-of-28 passing with three touchdowns – all coming in the first half – in Tennessee's 2024 season opener versus UT-Chattanooga. His 314 yards broke the program record for passing yards in a half and marked the fourth total 300-yard performance by a Volunteers quarterback.

• lamaleava tossed a career-high four passing touchdowns on two occasions last season in Weeks 11 (UTEP) and 12 (Vanderbilt). He threw for multiple touchdowns in five games in his Tennessee career, all of which came in 2024.

• lamaleava enters 2025 having totaled 2,930 passing yards and 21 touchdowns on 241-of-379 passing (64.0%) over his 18 games at Tennessee.

• lamaleava was thrust into his first career start as a true freshman versus Iowa in the Citrus Bowl on Jan. 1, 2024, leading Tennessee to a 35-0 shutout victory in which he was named MVP. He accounted for 178 yards of total offense and four touchdowns (three rushing, one passing) against Iowa's staunch defense.

• lamaleava, a graduate of Warren High School, was listed as the No. 1 overall player in the Class of 2023 by On3 and No. 2 overall by Rivals and 247Sports. He was honored as the 2022 Polynesian High School Player of the Year after leading Warren to a 9-2 record and CIF-SS Division II playoff appearance in the final season of his prep career.

FIRST-TIME BRUIN STARTERS UNDER CENTER

Nico lamaleava is set to be the 30th different UCLA quarterback to start a game under center since 1990. The Bruins have gone 14-15 in the previous 29 contests.

Year	Quarterback	Class	Game	Result	ATT-COMP-INT-YDS-TD
2023	Collin Schlee	R-Jr.	Arizona State	L, 7-17	18-11-0-117-1
2023	Dante Moore	Fr.	at San Diego State	W, 35-10	27-17-0-290-3
2021	Ethan Garbers	R-Fr.	at Utah	L, 24-44	44-27-1-265-2
2020	Chase Griffin	R-Fr.	at Oregon	L, 35-38	31-19-2-195-1
2019	Austin Burton	R-So.	Oregon State	L, 31-48	41-27-0-236-1
2018	Dorian Thompson-Robinson	Fr.	at Oklahoma	L, 21-49	26-16-0-254-1
2018	Wilton Speight	Grad.	Cincinnati	L, 17-26	12-8-1-45-0
2016	Mike Fafula	R-Sr.	at Washington State	L, 21-27	40-24-2-258-3
2015	Josh Rosen	Fr.	Virginia	W, 34-16	35-28-0-350-3
2012	Brett Hundley	R-Fr.	at Rice	W, 49-24	28-21-1-202-2
2010	Richard Brehaut	So.	Washington State	W, 42-28	23-12-0-128-0
2009	Kevin Prince	R-Fr.	San Diego State	W, 33-14	29-18-2-144-1
2008	Kevin Craft	R-Jr.	Tennessee	W, 27-24 (OT)	43-25-4-259-1
2007	Osaar Rasshan	R-So.	Arizona State	L, 20-24	27-14-1-181-0
2006	Patrick Cowan	R-So.	at Oregon	L, 20-30	31-16-1-112-0
2006	Ben Olson	R-So.	Utah	W, 31-10	33-25-0-318-3
2002	Drew Olson	Fr.	at Washington	W, 34-24	27-13-0-189-0
2002	Matt Moore	Fr.	Stanford	W, 28-18	19-7-0-142-1
2001	Scott McEwan	R-Sr.	Arizona State	W, 52-42	36-20-1-280-3
1999	Ryan McCann	R-Fr.	at USC	L, 17-7	29-17-3-204-0
1999	Cory Paus	R-Fr.	Fresno State	W, 35-21	13-9-0-113-1
1999	Drew Bennett	R-Jr.	Boise State	W, 38-7	16-8-1-120-1
1995	Cade McNown	Fr.	Oregon	L, 38-31	24-12-1-183-0
1992	Ryan Fien	Fr.	Arizona State	L, 20-0	7-4-0-18-0
1992	John Barnes	Sr.	at Washington State	L, 30-17	7-2-1-22-0
1992	Rob Walker	R-Fr.	at BYU	W, 17-10	26-18-1-198-0
1992	Wayne Cook	R-So.	Cal State Fullerton	W, 37-14	13-8-0-155-2
1990	Tommy Maddox	R-Fr.	at Michigan	L, 38-15	47-26-2-353-1
1990	Jim Bonds	Jr.	Oklahoma	L, 34-14	14-8-2-69-0

- Nico shares the QB room with his younger brother, Madden lamaleava, who joined the Bruins out of the transfer portal as a true freshman from Arkansas.
- Redshirt sophomore Pierce Clarkson is the only other quarterback on UCLA's roster to see game action at the collegiate level. Clarkson transferred to UCLA from Ole Miss where he spent spring practice after playing three games across two seasons at Louisville in 2023-24. Clarkson totaled 18 yards on 4-of-6 passing and nine rushing yards in a backup role for the Cardinals.
- There are six total members of UCLA's quarterbacks group, including returners Luke Duncan and Henry Hasselbeck.
- Leading the Bruins' QB room is new UCLA offensive coordinator Tino Sunseri who joins the Bruins from Indiana where he served the same role. Himself a former quarterback, Sunseri has helped develop some of the nation's most productive signal callers in recent years. With help from Sunseri, the Hoosiers tallied 11 wins for the first time in program history, ranked second in FBS in both scoring offense (41.3 points per game) and passing efficiency (174.03) and reached the College Football Playoff.
- Redshirt senior Ethan Garbers started 11 of 12 games last season as UCLA's primary quarterback. Garbers totaled 2,727 passing yards on 235-of-363 attempts (64.7%) and 16 touchdowns with 11 interceptions in his final college campaign. He averaged 247.9 yards per game over his 11 contests (missed Week 5 at Penn State) and finished the season ranked 21st in the FBS with 21.36 completions per game, which was good for third in the Big Ten.

BRUINS ON THE 2025 HONOR ROLL

Julian Armella	Allstate Wuerffel Trophy Watch List (July 31)
Jalen Berger	Doak Walker Award Preseason Candidate (Aug. 5)
Mateen Bhaghani	Lou Groza Award Watch List (Aug. 1)
Garrett DiGiorgio	East-West Shrine Bowl 1000 Watch List (July 28)
	Senior Bowl Top 300 List (Aug. 20)
Jaivian Thomas	East-West Shrine Bowl 1000 Watch List (July 28)
	Doak Walker Award Preseason Candidate (Aug. 5)
Nico lamaleava	East-West Shrine Bowl 1000 Watch List (July 28)
	Maxwell Award Watch List (July 28)
	Walter Camp Player of the Year Watch List (Aug. 4)
	Davey O'Brien National Quarterback Award Preseason Watch List (Aug. 7)
	Polynesian College Football Player of the Year Watch List (Aug. 14)
	Senior Bowl Top 300 List (Aug. 20)
Titus Mokiao-Atimalala	Polynesian College Football Player of the Year Watch List (Aug. 14)
Gary Smith III	East-West Shrine Bowl 1000 Watch List (July 28)
	Comeback Player of the Year Watch List (Aug. 19)
	Senior Bowl Top 300 List (Aug. 20)
Siale Taupaki	East-West Shrine Bowl 1000 Watch List (July 28)
	Polynesian College Football Player of the Year Watch List (Aug. 14)
Reuben Unije	East-West Shrine Bowl 1000 Watch List (July 28)
Keanu Williams	Polynesian College Football Player of the Year Watch List (Aug. 14)

MEDIA INFORMATION

UCLA Athletic Communications
J.D. Morgan Center, Suite 128
325 Westwood Plaza, Los Angeles, CA 90095

Media Contacts

<i>Primary Football Contact</i>	Andrew Sinatra (9th season) asinatra@athletics.ucla.edu, (310) 613-7389
<i>Secondary Football Contact</i>	Andrew Wagner (3rd season) awagner@athletics.ucla.edu, (818) 437-3160
<i>Secondary Football Contact</i>	Vinny Lavaliti (2nd season) vlavaliti@athletics.ucla.edu, (209) 781-6810

Media Availability

UCLA's media requests and all credential inquiries are coordinated through the university's Athletic Communications Office. Coach Foster and selected student-athletes are available during the football season on designated dates. For details about UCLA's media availability and all interview requests, please reach out to all three contacts listed above.

Credentials

Admission to the press box at Rose Bowl Stadium is through credential only. All credential requests should be made through the Athletic Communications office at least four days in advance. Media inquiries should be sent via email to all three contacts listed above.

QUICK FACTS

School Information

Founded	1919
Enrollment	46,676
Nickname	Bruins
Colors	Blue and Gold
Affiliation	NCAA Division I (FBS)
Conference	Big Ten
Chancellor	Dr. Julio Frenk
Director of Athletics	Martin Jarmond
Senior Woman Administrator	Dr. Christina Munger-Rivera
Faculty Representative	Dr. Michael Teitell
Athletic Dept. Phone	(310) 825-8699
Ticket Office Phone	(310) 825-2101

Stadium Information

Home Stadium (capacity)	Rose Bowl Stadium (91,136)
Home Field Name	Spieker Field at the Rose Bowl
Stadium Location	Pasadena, Calif.
Year Built	1922
Surface	Natural Grass
First Year as Home	1982 Season
UCLA Record at Rose Bowl	176-90-2

Football History

First Season	1919 (107th season in 2025)
All-Time Record	650-457-37
Bowl Game Selections	39
National Championships	1 (1954 [UPI Poll])
Conference Championships	17 (last 1998)
Longest Win Streak	20 games (1997-98)
NFL Draft Picks (1st Round)	343 (35)

Team Information

2024 Record	5-7
2024 Big Ten Record (finish)	3-6 (T-12th)
2024 Home/Road	2-4/3-3
Offensive Starters Returning/Lost *	10/13
Defensive Starters Returning/Lost *	4/12
Special Teams Starters Returning/Lost *	2/4
Newcomers in 2025	57
Incoming Transfers in 2025	36
Incoming Freshmen in 2025	21

* started at least one game last season

BRUINS BY CLASS

Redshirt Seniors (29): OL Oluwafunto Akinshilo, DL Devin Aupiu, DL Kechaun Bennett, RB Jalen Berger, DL Jacob Busic, OL Conor Clyde, OL Garrett DiGiorgio, OL Courtland Ford, OL Anthony Frias II, TE Hudson Habermehl , DL Jalen Hargrove, OL Jaylan Jeffers, DB Jamier Johnson, DB Key Lawrence, OL Yutaka Mahe, OL Tautai L'i'o Marks, WR Titus Mokiao-Atimalala, LB Ben Perry, K Cash Peterman, OL Noah Pulealii, DL Gary Smith III, WR Ezavier Staples, DL Michael Sullivan, DB Bryon Threats, OL Reuben Unije, LB JonJon Vaughns, OL Caleb Walker, DL Keanu Williams, WR Jaedon Wilson

Seniors (3): DL Nico Davillier, WR Jackson Meehan, WR Kyle Miller

Redshirt Juniors (11): LS Salem Abdul-Wahab, OL Julian Armella, DL Anthony Jones, WR Jadyan Marshall, TE Jack Pedersen, TE Jake Renda, DB Croix Stewart, DL Siale Taupaki, RB Anthony Woods, LB Jalen Woods, OL Sam Yoon

Juniors (7): OL K.D. Arnold, K Mateen Bhaghani, DB Scooter Jackson, DB Andre Jordan Jr., P Will Karoll, WR Mikey Matthews, RB Jaivian Thomas

Redshirt Sophomores (20): TE Peter Bario, DL Grant Buckey, RB Isaiah Carlson, LB Isaiah Chisom, QB Pierce Clarkson, DB Joshua Dixon, QB Luke Duncan, WR Rico Flores Jr., DL A.J. Fuimaono, QB Nico lamaleava, LB Ty Lee, LB Mone Malafu, DB Cole Martin, LB Wyatt Mosier, DB Rodrick Pleasant, DL Ashton Sanders, WR Carter Shaw, DB Robert Stafford III, DB Marquise Villahermosa, DB Aaron Williams

Sophomores (1): WR Kwazi Gilmer

Redshirt Freshmen (15): DB Brett Barry, DB Jamir Benjamin, OL Eugene Brooks, DB Kanye Clark, LS Morrow Evans, WR Karson Gordon, QB Henry Hasselbeck, RB Troy Leigber, LB Donavyn Pellot, LB Jacob Reis, WR Jalen Saint Paul, OL Mark Schroller, OL Jensen Somerville, OL Michael Sultemeier, WR Russell Weir

Freshmen (22): OL Garrison Blank, WR Jace Brown, DL Cole Cogshell, DB Chase Coleman, RB Karson Cox, TE Noah Fox-Flores, QB Colton Gurnio, DL Lucien Holland, DB Jadyan Hudson, QB Madden lamaleava, DB Kuron Jabari Jr., DL Robert James III, OL Nehemiah Johnson, DB Zeke Johnson, P Lennox Miller, LS Halakilangi Muagututi'a, DL Tyler Partlow, WR Shane Rosenthal, TE Dylan Sims, LB Scott Taylor, LB Jewelous "JuJu" Walls, DB LaRue Zamorano III

BRUIN TRANSFERS (51)

Name	Pos.	Grad.	Previous School
Salem Abdul-Wahab	LS		Northern Colorado
Julian Armella	OL		Florida State
K.D. Arnold	OL		Jacksonville State
Oluwafunto Akinshilo	OL	X	Iowa State
Devin Aupiu	DL	X	Notre Dame
Kechaun Bennett	DL	X	Michigan
Jalen Berger	RB	X	Michigan State
Mateen Bhaghani	K		California
Eugene Brooks	OL		Oklahoma
Jacob Busic	DL		Navy
Isaiah Chisom	LB		Oregon State
Pierce Clarkson	QB		Louisville
Conor Clyde	OL	X	Dayton
Nico Davillier	DL		Arkansas
Morrow Evans	LS		Ohio State
Rico Flores Jr.	WR		Notre Dame
Courtland Ford	OL	X	Kentucky
Anthony Frias II	RB	X	Kansas State
Jalen Hargrove	DL	X	Rice
Madden lamaleava	QB		Arkansas
Nico lamaleava	QB		Tennessee
Scooter Jackson	DB		Utah Tech
Jaylan Jeffers	OL	X	Oregon
Jamier Johnson	DB	X	Indiana
Anthony Jones	DL		Michigan State
Andre Jordan Jr.	DB		Oregon State
Will Karoll	P		Tulane
Key Lawrence	DB	X	Ole Miss
Cole Martin	DB		Arizona State
Tautai L'i'o Marks	OL	X	Hawai'i
Mikey Matthews	WR		California
Jackson Meehan	WR		Santa Barbara CC
Kyle Miller	WR		Tennessee
Titus Mokiao-Atimalala	WR		UCF
Ben Perry	LB	X	Louisville
Cash Peterman	K	X	Arizona
Rodrick Pleasant	DB		Oregon
Jake Renda	TE	X	Pittsburgh
Jalen Saint Paul	WR		Oregon
Ashton Sanders	DL		Oklahoma
Gary Smith III	DL		Duke
Robert Stafford III	DB		Miami (FL)
Michael Sullivan	DL	X	American River College
Jaivian Thomas	RB		California
Bryon Threats	DB	X	UCF
Reuben Unije	OL	X	Louisville
Caleb Walker	OL	X	College of the Sequoias
Aaron Williams	DB		Louisville
Keanu Williams	DL	X	Oregon
Jaedon Wilson	WR	X	Arkansas
Anthony Woods	RB		Utah

BRUIN BALL CARRIERS

- Redshirt seniors Jalen Berger and Anthony Frias II are UCLA's only returning rushers who tallied a carry from last season.
- Berger and incoming transfer Jaivian Thomas (California) were both named to the 2025 Doak Walker Award Watch List, which is given annually to the top running back in the nation.
- Junior Jaivian Thomas, also known as "Jet", was the Golden Bears' leading rusher in 2024 with 626 yards and seven touchdowns on 100 carries (6.3 yards per carry), despite starting only three games.
- Thomas posted his first career 100-yard rushing performance versus San Diego State in 2024 with 169 yards on 17 attempts. Additionally, Thomas has recorded one multi-TD performance, coming against N.C. State last season.
- Berger appeared in eight games as a reserve in his debut season at UCLA, totaling 178 yards on 48 carries (3.7 yards per carry). The Newark, N.J. native found the endzone twice as a receiver at Rutgers (Oct. 19) and Nebraska (Nov. 2), marking the second time in his career he had posted a score in back-to-back games. Berger's receiving touchdown in his home state of New Jersey marked his first score in a Bruins uniform and the first TD reception of his career.
- Berger has broken the 100-yard rushing mark three times, including a season-opening 16-carry, 120-yard performance against Western Michigan (Sept. 2) for Michigan State in 2022. He started 11 games for the Spartans that year.
- Berger enters the 2025 season with 1,343 rushing yards on 305 carries, including 10 touchdowns, over 32 career games at UCLA, Michigan State (2022-23) and Wisconsin (2020-21).
- Also joining the Bruins' backfield via the transfer portal is redshirt junior Anthony Woods from Utah. Woods starred at Idaho (FCS) for two seasons (2022-23) prior to redshirting 2024 at Utah due to injury. Woods earned All-Big Sky Conference honors both seasons at Idaho, totaling 2,027 rushing yards and 19 touchdowns over his 24 games as a Vandal.
- Woods was named All-Big Sky First Team in his last season of competition in 2023. He finished his sophomore campaign with 1,155 rushing yards on 206 carries and 16 touchdowns. He posted six 100-yard rushing performances.
- Woods leads all student-athletes on UCLA's 2025 roster with eight career 100-yard performances (all at Idaho).
- Frias saw his most playing time as a Bruin in the 2024 season finale versus Fresno State (Nov. 30), rushing 13 times for 43 yards while catching two passes for 18 yards. He spent the previous two seasons as a reserve running back at Kansas State where he totaled 42 rushing yards on 13 carries.
- Running back T.J. Harden led UCLA with 536 rushing yards on 124 attempts (4.1 yards per carry) in 2024. Secondary backs Keegan Jones and Jalen Berger posted near-identical numbers with 188 yards on 47 attempts and 178 yards on 48 attempts, respectively. Quarterback Ethan Garbers ranked second on the team with 368 yards on the ground.
- UCLA's 211 rushing yards in last year's home victory over Iowa on Nov. 8 were a season high for 2024. The Bruins out-rushed the Hawkeyes by a margin of 211-80, despite Iowa entering the game ranked first in the Big Ten and 10th nationally in rushing offense. UCLA topped 100 rushing yards in two other contests in 2024: at Nebraska (139) and vs. USC (111).

WIDEOUTS

- UCLA has five returning wide receivers that saw game action during the 2024 season: sophomore Kwazi Gilmer, redshirt sophomores Rico Flores Jr. and Carter Shaw and redshirt seniors Titus Mokiao-Atimalala and Ezavier Staples.
- Gilmer led his position group with 31 receptions as a true freshman last season and ranked second among all UCLA wideouts with 345 receiving yards (trailed redshirt senior Logan Loya's 348 yards). Gilmer's two receiving touchdowns in 2024 are tied with running back Jalen Berger for the most among the Bruins' returners.
- Gilmer was named Big Ten Freshman of the Week after his most impactful game of last season at Nebraska (Nov. 2). The Sierra Canyon School product posted a season-high 88 receiving yards while reeling in his first career TD reception on a 48-yard grab.
- Gilmer recorded a catch in 10 straight games to close the 2024 season, marking the longest streak for a UCLA wide receiver that year.
- Mokiao-Atimalala enters his fifth season as a collegian with 675 career receiving yards on 55 catches (12.3 yards per catch), including three touchdowns. His most recent scoring grab was a two-yard touchdown pass in 2024 against Iowa (Nov. 8). It marked his first touchdown reception since the 2022 Tony the Tiger Sun Bowl versus Pittsburgh.
- Mokiao-Atimalala set a career high in receptions (six) last season against USC on Nov. 23, 2024.
- Flores Jr. made three 20-plus-yard receptions over four games last season before his year was cut short due to injury. He caught two passes that went for 39 yards or more at Hawai'i (Aug. 31). His 39-yarder went for a touchdown.
- Junior Mikey Matthews transfered to UCLA this past offseason from California where he posted 32 receptions, 272 receiving yards and one touchdown in 2024. While at Cal, Matthews was coached by new UCLA passing game coordinator and wide receivers coach Burl Toler III.
- Matthews, who played in all 12 games as a true freshman at Utah in 2022, enters his third college season with 533 career receiving yards on 61 receptions, including one touchdown.

Y-LIFE

- Redshirt junior tight end Jack Pedersen returns after making his first four career starts and playing in all 12 games last season. Pedersen hauled in 12 passes for 126 yards (10.5 yards per catch) and recorded the first touchdown of his career on a 20-yard strike at LSU (Sept. 21).
- Pedersen turned in season highs in receptions (3) and receiving yards (37) in UCLA's loss at Washington last season (Nov. 15).
- Redshirt senior tight end Hudson Habermehl enters his seventh year at UCLA after missing all of 2024 due to injury. Habermehl has played in 30 contests and made six starts in his three previous seasons of competition.
- Habermehl's five career touchdown receptions lead all Bruins on the 2025 roster. His last TD reception came in UCLA's 2023 LA Bowl victory over Boise State.
- Senior tight end Moliki Matavao was UCLA's leading receiver in 2024 with 506 yards and 41 catches (12.3 YPC). Matavao was one of two Bruins to have two games with 100-plus yards receiving (104 at Rutgers; 120 vs. Fresno State).
- Matavao was UCLA's lone offensive selection in the 2025 NFL Draft, being picked in the seventh round, 248th overall by the New Orleans Saints. His is the fifth UCLA tight end to be drafted in the last 10 years (since 2016).
- Former UCLA quarterback Jerry Neuheisel (2013-15) enters his second season leading the tight end group after originally working with the Bruins' receivers from 2021-23.

OBSERVING THE O-LINE

- New offensive line coach Andy Kwon joins the Bruins from Arkansas State, where he spent four seasons guiding the Red Wolves' offensive line (2022-24) and tight ends (2021). Kwon, who starred at center for Georgia Southern from 2013-16, was a graduate assistant along UCLA offensive coordinator and quarterbacks coach Tino Sunseri at Alabama in 2019 and 2020.
- Redshirt senior Garrett DiGiorgio has started a team-high 38 games, including 11 at right tackle in 2024 after missing the season opener due to injury.
- Redshirt junior Sam Yoon is the Bruins' other returning starter. He started the final eight games at center in 2024.
- DiGiorgio has been named to the 2026 Senior Bowl Top 300 list.
- Redshirt seniors Tautai L'io Marks (26), Reuben Unije (23, four as a Bruin) and Courtland Ford (14) have also made double-digit starts as collegians.
- The 2024 UCLA offense saw an uptick in its offensive numbers from Games 5-12. In their first four contests, the Bruins averaged 57.0 rushing yards per game and 262.0 total yards per game. Over its final eight outings, the unit put up 101.4 yards per game on the ground and 362.1 yards of total offense. Yoon started at center in the final eight games.
- Redshirt senior Jaylan Jeffers made his first career start at Washington on Nov. 15, 2024. Redshirt senior Yutaka Mahe logged his first two career starts against USC (Nov. 23, 2024) and Fresno State (Nov. 30, 2024) to close out the season. Each started at left tackle.
- The UCLA rushing attack totaled 211 yards on 39 carries (5.4 yards per rush) in the Bruins' Nov. 8, 2024 home win against Iowa. The Hawkeyes entered the contest surrendering just 106.3 rushing yards per game, good for 18th nationally. UCLA's offensive line did not allow a sack.
- The average height and weight of the Bruins' seven newcomers on the offensive line are 6-foot-5 and 318 pounds.

D-LINE DATA

- New defensive-line coach Jethro Franklin brings 33 years of defensive-line coaching experience to Westwood in 2025. He got his start in the profession at his alma mater, Fresno State, where he also spent the past three seasons. Franklin was UCLA's interior defensive line coach in 1999, when current Bruin head coach DeShaun Foster was a sophomore running back.
- Redshirt senior Devin Aupiu and redshirt junior Siale Taupaki are UCLA's two returning starters on the defensive side of the ball. Aupiu started eight games coming off the edge, while Taupaki started seven on the interior line.
- Taupaki, making the first start of his career, recorded a career-high six tackles (3-3-6) against Oregon on Sept. 28, 2024.
- Aupiu notched two tackles for loss, the Oxnard, Calif. native's first career multi-TFL outing, in the Bruins' win at Nebraska on Nov. 2, 2024.
- Redshirt senior Jacob Busic (five starts off the edge in 2024) picked up a sack and made three tackles in his UCLA debut at Hawai'i on Aug. 31, 2024. He has made 32 career starts including his time at Navy.
- UCLA had a pair of defensive linemen selected in the 2025 NFL draft. Oluwafemi Oladejo, who moved from linebacker to edge in the Bruins' third 2024 contest, was picked in the second round (No. 52 overall) by Tennessee. Defensive tackle Jay Toia, was drafted by Dallas in the seventh round (No. 217). Edge rusher Laiatu Latu, tabbed UCLA's first ever winner of the Lombardi Award (lineman of the year) and the Ted Hendricks Award (most outstanding defensive end) in 2023, was a first-round selection of Indianapolis (No. 15) in 2024.
- UCLA's rushing defense ranked sixth in the nation with 96.2 yards allowed on the ground per game. Last year, the Bruins finished second in the nation in rushing defense, giving up 80.8 rushing yards per game to opponents in 2023.
- UCLA held Iowa to 80 rushing yards on 31 carries in the Bruins' 20-17 home win on Nov. 8, 2024. The Hawkeyes were averaging 222.3 yards on the ground going into the game to rank first in the Big Ten Conference and 10th nationally.
- Redshirt senior Gary Smith III, who has not seen game action since being injured Nov. 11, 2023, has been selected to the 2026 Senior Bowl Top 300 list and is also part of the 2025 College Football Comeback Player of the Year Pre-Season Watch List. In four seasons with UCLA (2022-24) and Duke (2020, 2021), Smith has put up 72 total tackles (30-42-72), 8.0 TFL and three sacks across 38 games (13 starts).
- Also returning from injury in 2025 is redshirt senior Keanu Williams, who exited the Bruins' Sept. 14, 2024 contest against Indiana. Williams has posted 20 total tackles (9-11-20), 1.5 TFL and 1.5 sacks across 26 games (12 starts) in his four seasons with UCLA (2023, 2024) and Oregon (2021, 2022).

LOOKING AT THE LINEBACKERS

- New associate head coach and inside linebackers coach Scott White is no stranger to UCLA, as he spent seven seasons in Westwood (2011-17) before returning as a defensive analyst last year. He was a quality control coach before being elevated to linebackers coach and special teams coach during his first stint with the Bruins and guided a decorated linebacker room in 2024.
- The 2024 group included Carson Schwesinger, a former walk-on, who had a breakout season as one of the most dominant and instinctive defensive players in the country, leading the FBS in solo tackles (90) and Big Ten Conference in total tackles (136). He finished the season with 8.5 tackles for loss, four sacks and a team-high-tying two interceptions.
- Schwesinger was named a finalist for the Butkus Award and semifinalist for the Burlsworth Trophy in addition to earning Associated Press First Team All-America honors. Schwesiger was UCLA's first Butkus Award finalist since Eric Kendricks (2014), who White also helped mentor.
- Schwesinger eclipsed 100 tackles for the season at Washington, becoming the first Bruin to accomplish that feat since safety Adarius Pickett in 2018 (123) and first UCLA linebacker since Kenny Young in 2017 (110). Schwesinger saw his streak of six straight double-digit tackle performances come to an end against Iowa (Nov. 8). That streak is good for the longest by a Bruin defender since Eric Kendricks in 2014. Schwesinger led UCLA in tackles in 10 of 12 games in 2024.
- Schwesinger's 136 total tackles are tied for ninth-most in UCLA single-season history.
- Kain Medrano finished second on the team with 72 total tackles (50-22-72) and 11 TFL.
- Schwesinger (second round, pick 33 to Cleveland) and Medrano (sixth round, pick 205 to Washington) were both selected in the 2025 NFL draft. Linebacker Darius Muasau was a sixth-round pick of the New York Giants (No. 183) in 2024.
- Jalen Woods drew the first start of his career on Nov. 23, 2024 against USC, and went on to make a career-high six tackles (4-2-6).

BRUINS BY STATE/COUNTRY

Alabama (1): OL K.D. Arnold
Arizona (3): OL Jaylan Jeffers, K Cash Peterman, TE Dylan Sims
Arkansas (1): DL Nico Davillier
Australia (2): P Will Karoll, P Lennox Miller
California (65): LS Salem Abdul-Wahab, DL Devin Aupiu, TE Peter Bario, DB Brett Barry, K Mateen Bhaghani, OL Garrison Blank, WR Jace Brown, DL Grant Buckley, LB Isaiah Chisom, DB Kanye Clark, QB Pierce Clarkson, DL Cole Cogshell, RB Karson Cox, OL Garrett DiGiorgio, DB Joshua Dixon, QB Luke Duncan, WR Rico Flores Jr.. RB Anthony Frias II, WR Kwazi Gilmer, TE Hudson Habermehl, DL Lucien Holland, DB Jady'n Hudson, QB Madden lamaleava, QB Nico lamaleava, DB Kuron Jabari Jr., DB Scooter Jackson, DL Robert James III, DB Jamier Johnson, OL Nehemiah Johnson, DB Zeke Johnson, LB Ty Lee, RB Troy Leigber, OL Yutaka Mahe, OL Tautai, L'io Marks, WR Jady'n Marshall, DB Cole Martin, WR Mikey Matthews, WR Jackson Meehan, WR Kyle Miller, TE Jack Pedersen, DB Rodrick Pleasant, OL Noah Pulealii, LB Jacob Reis, WR Shane Rosenthal, WR Jalen Saint Paul, DL Ashton Sanders, OL Mark Schroller, WR Carter Shaw, WR Ezavier Staples, DB Croix Stewart, DL Michael Sullivan, OL Michael Sultemeier, DL Siale Taupaki, LB Scott Taylor, RB Jaivian Thomas, LB JonJon Vaughns, DB Marquise Villahermosa, OL Caleb Walker, LB Jewelous "JuJu" Walls, WR Russell Weir, DB Aaron Williams, DL Keanu Williams, RB Anthony Woods, LB Jalen Woods, OL Sam Yoon, DB LaRue Zamorano III
Connecticut (1): DL Kechaun Bennett
Florida (2): OL Julian Armella, Robert Stafford III
Georgia (1): OL Reuben Unije
Hawaii (3): WR Titus Mokiao-Atimalala, LB Mone Malafu, LS Halakilangi Muagututi'a
Illinois (4): OL Conor Clyde, OL Courtland Ford, QB Colton Gumino, LB Ben Perry
Maryland (1): DL Jacob Busic
Massachusetts (1): QB Henry Hasselbeck
Michigan (1): DB Jamir Benjamin
Nevada (4): OL Eugene Brooks, OL A.J. Fuimaono, DL Anthony Jones, LB Donayn Pellet
New Jersey (4): RB Jalen Berger, DL Jalen Hargrove, DL Tyler Partlow, TE Jake Renda
Nigeria (1): Oluwafunto Akinshilo
Ohio (1): DB Bryon Threats
Tennessee (2): DB Key Lawrence, DL Gary Smith III
Texas (4): DB Chase Coleman, LS Morrow Evans, QB Karson Gordon, WR Jaedon Wilson
Utah (2): OL Jensen Somerville
Washington (3): RB Isaiah Carlson, TE Noah Fox-Flores, DB Andre Jordan Jr.

BRUIN GRADUATES (31)

Pos., Name	School
OL Oluwafunto Akinshilo	<u>UCLA</u>
DL Devin Aupiu	<u>UCLA</u>
DL Kechaun Bennett	<u>Michigan</u>
RB Jalen Berger	<u>Michigan State</u>
DL Jacob Busic	<u>UCLA</u>
OL Conor Clyde	<u>Dayton</u>
OL Garrett DiGiorgio	<u>UCLA</u>
OL Courtland Ford	<u>Kentucky</u>
RB Anthony Frias II	<u>Kansas State</u>
TE Hudson Habermehl	<u>UCLA</u>
DL Jalen Hargrove	<u>Rice</u>
OL Jaylan Jeffers	<u>UCLA</u>
DB Jamier Johnson	<u>Indiana</u>
DB Key Lawrence	<u>Oklahoma</u>
OL Yutaka Mahe	<u>UCLA</u>
OL Tautai L'io Marks	<u>Tulsa</u>
TE Jack Pedersen	<u>UCLA</u>
LB Ben Perry	<u>Louisville</u>
K Cash Peterman	<u>Arizona</u>
OL Noah Pulealii	<u>UCLA</u>
TE Jake Renda	<u>Pittsburgh</u>
DL Gary Smith III	<u>UCLA</u>
WR Ezavier Staples	<u>UCLA</u>
DL Michael Sullivan	<u>UCLA</u>
DL Siale Taupaki	<u>UCLA</u>
DB Bryon Threats	<u>UCF</u>
OL Reuben Unije	<u>Houston</u>
LB JonJon Vaughns	<u>UCLA</u>
OL Caleb Walker	<u>UCLA</u>
DL Keanu Williams	<u>UCLA</u>
WR Jaedon Wilson	<u>Arkansas</u>

THE BRUINS IN RECENT POLLS

Year	Poll	AP	Coaches	CFP
2025	Preseason	NR	NR	-
2024	Final	NR	NR	-
2024	Preseason	NR	NR	-
2023	Final	NR	NR	-
2023	Week 10 (Oct. 29)	20	20	19
2023	Week 9 (Oct. 22)	23	24	-
2023	Week 8 (Oct. 15)	25	25	-
2023	Week 7 (Oct. 8)	18	22	-
2023	Week 4 (Sept. 17)	22	25	-
2023	Week 3 (Sept. 10)	24	25	-
2023	Preseason	RV	RV	-
2022	Final	21	21	-
2022	Week 15 (Dec. 4)	18	18	18
2022	Week 14 (Nov. 27/29)	17	17	17
2022	Week 13 (Nov. 20/22)	17	18	18
2022	Week 12 (Nov. 13/15)	16	16	16
2022	Week 11 (Nov. 6/8)	9	10	12
2022	Week 10 (Oct. 30/Nov. 1)	10	11	12
2022	Week 9 (Oct. 23)	12	15	-
2022	Week 8 (Oct. 16)	9	10	-
2022	Week 7 (Oct. 9)	11	12	-
2022	Week 6 (Oct. 2)	18	19	-
2022	Preseason	RV	RV	-
2021	Final	NR	NR	-
2021	Week 5 (Sept. 26)	20	20	-
2021	Week 4 (Sept. 19)	24	24	-
2021	Week 3 (Sept. 12)	13	13	-
2021	Week 2 (Sept. 7)	16	16	-
2021	Preseason	RV	RV	-
2020	Final	NR	NR	-
2020	Preseason	NR	NR	-
2019	Final	NR	NR	-
2019	Preseason	NR	RV	-
2018	Final	NR	NR	-
2018	Preseason	NR	NR	-
2017	Final	NR	NR	-
2017	Week 3 (Sept. 10)	25	RV	-
2017	Preseason	RV	RV	-
2016	Final	NR	NR	-
2016	Preseason	16	24	-
2015	Final	NR	NR	-
2015	Week 13 (Nov. 22)	22	23	22
2015	Week 11 (Nov. 8)	18	18	19
2015	Week 10 (Nov. 1)	22	22	23
2015	Week 9 (Oct. 25)	24	24	-
2015	Week 7 (Oct. 11)	18	18	-
2015	Week 6 (Oct. 4)	20	20	-
2015	Week 5 (Sept. 27)	7	10	-
2015	Week 4 (Sept. 20)	9	11	-
2015	Week 3 (Sept. 13)	10	12	-
2015	Week 2 (Sept. 8)	13	13	-
2015	Preseason	13	14	-

UCLA's RECENT HIGHEST RANKINGS

Year	Rank	Year	Rank
2025	N/A	2012	15
2024	N/A	2011	N/A
2023	18	2010	N/A
2022	9	2009	N/A
2021	13	2008	23
2020	N/A	2007	11
2019	N/A	2006	N/A
2018	N/A	2005	7
2017	25	2004	N/A
2016	16	2003	N/A
2015	7	2002	20
2014	7	2001	4
2013	9	2000	6

• JonJon Vaughns played in four games last year before sitting out the balance and utilizing a redshirt year. He has played in 48 career games and started 12 of them. Vaughns has accumulated 113 total tackles (64-49-113), 6.5 TFL, one sack and a pair of interceptions with the Bruins.

• This season is Vaughns' first exclusively as a football player. He previously played 158 games for the baseball team, making 117 starts in the outfield and on the mound. He had a .225 batting average, .386 on-base percentage, .417 slugging percentage, 72 runs batted in, 72 runs scored, 19 home runs, 17 doubles and one triple. On the rubber, Vaughns was 2-1 with a 3.10 earned run average and 16 strikeouts across 20.1 innings.

- Transfers Ben Perry (23 career starts) and Isaiah Chisom (11) registered starts at Louisville and Oregon State, respectively.
- Chisom made The Athletic's Freshman All-America Team in 2024 after leading the Beavers with 75 total tackles (30-45-75) as a redshirt freshman. He also had five tackles for loss and a forced fumble.

SCOUTING THE SECONDARY

• The Bruins will feature a new-look secondary in 2025, with no returning starters and just one player who saw in action in more than two games last year: Croix Stewart (10 GP, 12 tackles).

• Newcomers Key Lawrence (50), Bryon Threats (41), Jamier Johnson (33), Andre Jordan Jr. (18), Cole Martin (16), Scooter Jackson (16), Robert Stafford III (12), Rodrick Pleasant (11) are all veterans of double-digit games at the collegiate level.

• S Key Lawrence has accrued 158 tackles and 11 TFLs over stops at Ole Miss (2024), Oklahoma (2021-23) and Tennessee (2020). He was an All-Big-12 honorable mention in 2021 after recording three forced fumbles and 47 tackles.

• S Bryon Threats totaled 130 tackles and four interceptions over four years at Cincinnati (2021-23) and UCF (2024).

• Former walk-on DB Kanye Clark earned a scholarship during 2024 spring practice. In five games as a true freshman in 2023, Clark made three tackles – including a pair in the Bruins' Starco Brands LA Bowl Hosted By Gronk win versus Boise State (Dec. 16).

• Demetrice Martin returns to UCLA as passing game coordinator/secondary coach after previously serving on the Bruins' staff from 2012-17. Martin has amassed 26 years of coaching experience, including 18 on the FBS level, in defensive backfields. He spent the 2024 season as cornerbacks coach at Michigan State, where he guided a unit that placed in the top half of the Big Ten Conference in passing yards allowed (206.9 per game). Martin spent two seasons each at Oregon (2022, 2023), Colorado (2020, 2021) and Arizona (2018, 2019) before joining the Spartans.

• Gabe Lynn is in his first season as UCLA's safeties coach. Lynn, a former standout defensive back at Oklahoma, joined the Bruin from Colorado, where he spent the previous two seasons on staff as a defensive analyst and the assistant player personnel director. In 2024, Lynn was a quality control analyst on defense with the Buffaloes. He primarily coached the team's safeties, helping the team to a 9-4 overall record and a berth in the Alamo Bowl against BYU. As a team, Colorado allowed just 200.5 passing yards per game and totaled 12 interceptions on defense during the regular season, both ranking top-50 nationally.

SPECIAL TEAMERS

• Junior Mateen Bhaghani returns for his second season as UCLA's starting placekicker in 2025. He was one of 30 kickers named to the preseason Lou Groza Award Watch List, becoming the first Bruin to appear on that preseason list since JJ Molson in 2018.

• In 2024, Bhaghani went 20-24 (83.3%) on field goal attempts and 20-20 (100%) on PAT attempts.

• Bhaghani led the Big Ten and ranked 10th nationally with a 1.67 field goals per game ratio in 2024.

• Bhaghani was the recipient of the Tommy Prothro Award as special teams player of the year at the program's 2024 postseason banquet.

• Bhaghani connected on a 57-yard field goal against Iowa on Nov. 7, 2024. That was the longest conversion by a B1G kicker in 2024, and ranked second all-time in UCLA history (trailing only Ka'imi Fairbairn's 60-yarder vs. California in 2015).

• Bhaghani was 3-for-5 on 50+ yard field goal attempts in 2024.

• Bhaghani was one of six Big Ten kickers without a missed PAT in 2024.

• Bhaghani led UCLA in scoring in 2024 (80 points).

• Bhaghani had eight games with multiple field goals in 2024, including each of the final five contests of the year.

• Bhaghani drilled three field goals, including one that stood as the game winner, at Hawai'i (Aug. 31, 2024). A UCLA kicker had most recently checked both of those boxes when Nicholas Barr-Mira made four, including the decider, against South Alabama on Sept. 17, 2022. Bhaghani's performance earned him Big Ten Special Teams Player of the Week.

• Bhaghani posted a career-high five touchbacks, on six kickoff attempts, at Nebraska on Nov. 2, 2024.

• Cash Peterman, who spent the last four seasons at Arizona (2023-24) and BYU (2021-22), is the other kicker on the UCLA roster.

• The Bruins welcome two new punters for the 2025 season in Will Karoll and Lennox Miller. Karoll, a junior, started the last two seasons at Tulane, averaging 43.3 yards per punt. Miller, a true freshman out of Oaks Christian School, was the No. 9 ranked punter by Chris Sailer Kicking. Both Karoll and Miller are natives of Australia.

• Salem Abdul-Wahab, UCLA's primary long snapper in 2024, returns for the 2025 season.

• In 2024, Abdul-Wahab went without a mis-handled snap all year.

• New members of the long snapping corps include RS Fr. Morrow Evans (Ohio State transfer) and true freshman Halakilangi Muagututi'a (Kahuku High & Intermediate HS).

• UCLA had 43 punts in 2024, second-fewest in the Big Ten and 24th fewest in FBS. The Bruins' total of 27 punts in 2022 was the second-lowest mark by any team in the nation and the fewest in school history.

UCLA's BLOCKED KICKS SINCE 2012 (extra points, field goals or punts)

Player	Date	Opponent	Block	Result
Kain Medrano	11/04/2023	at Arizona	P	UCLA possession -> Turnover on downs
Alex Johnson	10/21/2023	at Stanford	P	UCLA possession -> TD pass
Martell Irby	10/23/2021	Oregon	P	UCLA possession -> TD pass
Ale Kaho	08/28/2021	Hawai'i	P	UCLA possession -> Recovered for TD
Quentin Lake	11/07/2020	at Colorado	FG	UCLA possession -> TD pass
Jay Shaw	11/07/2020	at Colorado	FG	UCLA possession -> TD run
Adarius Pickett	09/03/2017	Texas A&M	FG	UCLA possession -> TD pass
DeChau Holiday	11/12/2016	Oregon State	P	Returned for touchdown
Rick Wade	11/03/2016	at Colorado	FG	UCLA possession -> Punt
Eli Ankou	09/17/2016	at BYU	FG	UCLA possession -> End of half
Takkarist McKinley	09/12/2015	at UNLV	P	UCLA possession -> Field goal
Ishmael Adams	11/01/2014	Arizona	FG	UCLA possession -> Punt
Eric Kendricks	11/15/2013	Washington	FG	UCLA possession -> Punt
Myles Jack	10/26/2013	Oregon	P	UCLA possession -> TD pass
Cassius Marsh	09/21/2013	New Mexico State	FG	UCLA possession -> End of half
Kenny Orjioke	08/31/2013	Nevada	P	Returned for touchdown
Sheldon Price	11/17/2012	USC	FG	UCLA possession -> Punt
Eric Kendricks	11/17/2012	USC	P	UCLA possession -> TD run
Anthony Barr	11/10/2012	at Washington State	P	UCLA possession -> End of half
Jordan Zumwalt	11/10/2012	at Washington State	P	UCLA possession -> Lost fumble
Cassius Marsh	11/10/2012	at Washington State	FG	Touchback -> UCLA possession
Datone Jones	11/10/2012	at Washington State	FG	Returned for touchdown
Datone Jones	10/06/2012	at California	XP	CAL kickoff
Dalton Hilliard	10/06/2012	at California	XP	CAL kickoff

UCLA's TOUCHDOWNS ON SPECIAL TEAMS SINCE 2012

Scoring Player	Date	Opponent	Play
Kazmeir Allen	11/20/2021	at USC	100-yard kickoff return
Kyle Philips	11/13/2021	Colorado	82-yard punt return
David Priebe	08/28/2021	Hawai'i	0-yard punt block return
Kyle Philips	09/21/2019	at Washington State	69-yard punt return
Demetric Felton Jr.	09/21/2019	at Washington State	100-yard kickoff return
Darnay Holmes	11/24/2018	Stanford	93-yard kickoff return
Jordan Lasley	11/12/2016	Oregon State	23-yard punt block return
Ishmael Adams	09/25/2014	Arizona State	100-yard kickoff return
Phillip Ruhl	08/31/2013	Nevada	4-yard punt block return
Sheldon Price	11/10/2012	at Washington State	68-yard field-goal block return

BRUINS IN CRUNCH TIME

- Since 1980, UCLA has scored the last points of a game to win by seven or fewer on 51 occasions.

Year	Scoring Player	Game	Play	Time Left	Final
2024	Mateen Bhaghani	at Hawai'i	32-yard field goal	0:56	16-13
2022	Zach Charbonnet	at California	5-yard run	7:53	35-28
2022	Nicholas Barr-Mira	South Alabama	24-yard field goal	0:00	32-31
2020	Demetric Felton Jr.	at Arizona State	2-yard run	1:08	25-18
2019	Demetric Felton Jr.	at Washington State	15-yard pass from D. Thompson-Robinson	1:07	67-63
2017	Jordan Lasley	Texas A&M	10-yard pass from J. Rosen	0:43	45-44
2015	Soso Jamabo	Colorado	2-yard run	8:28	35-31
2015	Nate Starks	BYU	3-yard run	3:21	24-23
2014	Brett Hundley	at Colorado	8-yard run	0T2	40-37
2014	Ka'imi Fairbairn	at California	26-yard field goal	3:04	36-34
2014	Jordan Payton	Texas%	33-yard pass from J. Neuheisel	3:00	20-17
2014	Thomas Duarte	Memphis	33-yard pass from B. Hundley	10:52	42-35
2012	Ka'imi Fairbairn	at Arizona State	33-yard field goal	0:00	45-43
2011	Derrick Coleman	Arizona State	1-yard run	0:49	29-28
2011	Shaq Evans	Washington State	7-yard pass from K. Prince	3:26	28-25
2010	Kai Forbath	Oregon State	51-yard field goal	0:00	17-14
2009	Kai Forbath	Washington	27-yard field goal	14:53	24-23
2008	Kai Forbath	Tennessee	42-yard field goal	0T1	27-24

- Since 1990, 12 UCLA kickers have converted last-minute or overtime field goals to win games, with Mateen Bhaghani the latest to do so in the season opener at Hawai'i. Brad Daluiso and Kai Forbath each accomplished the feat twice.

BRUINS IN THE NFL (42)

Name	Pos.	Exp.	Team
Kazmeir Allen	RB	2	Washington
Alec Anderson	OT	3	Buffalo
Krys Barnes	LB	6	Carolina
Jake Bobo	WR	3	Seattle
Jake Brendel	OL	8	San Francisco
Brittain Brown	RB	4	Chicago
Zach Charbonnet	RB	3	Seattle
Kenny Clark	DL	10	Green Bay
Matt Dickerson	DE	6	Miami
Greg Dulcich	TE	4	NY Giants
Ka'imi Fairbairn	K	10	Houston
Demetric Felton	RB	3	Washington
Jon Gaines II	OL	3	Arizona
Azizi Hearn	CB	R	Kansas City
Darnay Holmes	CB	6	Las Vegas
Andre James	C	7	LA Chargers
Alex Johnson	CB	2	Indianapolis
Carl Jones	LB	2	Chicago
Ale Kaho	LB	R	Washington
Quentin Lake	DB	4	LA Rams
Laiatu Latu	DE	2	Indianapolis
Atonio Mafi	G	3	Las Vegas
Moliki Matavao	TE	R	New Orleans
Conor McDermott	OL	9	Houston
Kain Medrano	LB	R	Washington
Kolton Miller	T	8	Las Vegas
Fabian Moreau	CB	9	San Francisco
Darius Muasau	LB	2	NY Giants
Gabriel Murphy	OLB	2	Minnesota
Grayson Murphy	LB	2	Miami
Osa Odighizuwa	DT	5	Dallas
Otito Ogbornia	DL	4	LA Chargers
Oluwafemi Oladejo	DE	R	Tennessee
Raiqwon O'Neal	T	3	Tampa Bay
Bryce Pierre	TE	R	Carolina
Sean Rhyan	G	4	Green Bay
Carson Schwesinger	LB	R	Cleveland
Carson Steele	FB	2	Kansas City
Jacob Sykes	DE	R	Philadelphia
Jay Toia	DT	R	Dallas
Joseph Vaughn	LB	R	Indianapolis
Colson Yankoff	TE	R	Washington

* Practice squad

@ Reserve/Injured

Reserve/Designated to Return

UCLA's RECENT NFL DRAFT PICKS

Name	Pos.	Yr.	RD/PK	Team
Carson Schwesinger	LB	2025	2/33	Cleveland
Oluwafemi Oladejo	DE	2025	2/52	Tennessee
Kain Medrano	LB	2025	6/205	Washington
Jay Toia	DT	2025	7/217	Dallas
Moliki Matavao	TE	2025	7/248	New Orleans
Laiatu Latu	DE	2024	1/15	Indianapolis
Darius Muasau	LB	2024	6/183	NY Giants
Zach Charbonnet	RB	2023	2/52	Seattle
Jon Gaines II	G	2023	4/122	Arizona
Atonio Mafi	G	2023	5/140	Cleveland
D. Thompson-Robinson	QB	2023	5/144	New England
Greg Dulcich	TE	2022	3/80	Denver
Sean Rhyan	OL	2022	3/92	Green Bay
Otito Ogbornia	DT	2022	5/160	LA Chargers
Kyle Philips	WR	2022	5/163	Tennessee
Quentin Lake	S	2022	6/211	LA Rams
Brittain Brown	RB	2022	7/250	Las Vegas
Osa Odighizuwa	DT	2021	3/75	Dallas
Demetric Felton	WR	2021	6/211	Cleveland
Devin Asiasi	TE	2020	3/91	New England
Darnay Holmes	CB	2020	4/110	NY Giants
Joshua Kelley	RB	2020	4/112	LA Chargers
Caleb Wilson	TE	2019	7/254	Arizona
Josh Rosen	QB	2018	1/10	Arizona
Kolton Miller	OT	2018	1/15	Oakland
Kenny Young	ILB	2018	4/122	Baltimore
Scott Quessenberry	C	2018	5/155	LA Chargers
Jordan Lasley	WR	2018	5/162	Baltimore

2025 UCLA FOOTBALL

UCLA IN OVERTIME GAMES (8-3)

Date	Game	Result
12/19/2020	Stanford	L, 48-49 (2OT)
09/03/2016	at Texas A&M	L, 24-31 (OT)
10/25/2014	at Colorado	W, 40-37 (2OT)
09/01/2008	Tennessee	W, 27-24 (OT)
10/29/2005	at Stanford	W, 30-27 (OT)
10/15/2005	at Washington State	W, 44-41 (OT)
10/18/2003	California	W, 23-20 (OT)
10/14/2000	at California	L, 38-46 (3OT)
11/13/1999	Washington	W, 23-20 (OT)
10/17/1998	Oregon	W, 41-38 (OT)
11/23/1996	USC	W, 48-41 (2OT)

UCLA DEBUTS IN 2024

Game (Date)	Player	Yr.
Fresno State (Nov. 30)	DB Jamir Benjamin	Fr.
at Washington (Nov. 15)	LB Isaiah Patterson	Fr.
Iowa (Nov. 8)	OL Michael Carmody	R-Jr.
	WR Russell Weir	Fr.
at Nebraska (Nov. 2)	RB Peter Bario	R-Fr.
Minnesota (Oct. 12)	RB Cameron Jones	Fr.
Oregon (Sept. 28)	DL Cherif Seye	R-Sr.
Indiana (Sept. 14)	RB Jalen Berger	R-Sr.
	RB Leo Kemp	So.
	DL Drew Tuazama	R-Sr.
at Hawai'i (Aug. 31)	LS Salem Abdul-Wahab	R-So.
	DB Bryan Addison	R-Sr.
	K Mateen Bhaghani	So.
	DL Jacob Busic	R-Jr.
	LS Travis Drosos	R-Sr.
	WR Rico Flores Jr.	So.
	RB Anthony Frias II	R-Jr.
	WR Kwazi Gilmer	Fr.
	DB Ramon Henderson	R-Sr.
	OL Alani Makihele	R-Jr.
	DB Kaylin Moore	Sr.
	TE Bryce Pierre	R-Sr.
	P Brody Richter	R-So.
	DL Luke Schuermann	R-Sr.
	OL Reuben Unije	R-Sr.
	LB Joseph Vaughn	R-Sr.
	DB K.J. Wallace	R-Sr.

UCLA TRUE-FRESHMAN STARTERS IN SEASON OPENERS

SINCE 1988

Year	Name	Pos.	Opponent
2020	Luke Akers	P	at Colorado
	R.J. Lopez	K	at Colorado
	Damian Sellers	LB	at Colorado
2019	Sean Rhyan	LT	at Cincinnati
2018	Christaphany Murray	C	Cincinnati
	Atonio Mafi	DL	Cincinnati
2017	Jaelan Phillips	DE	Texas A&M
	Darnay Holmes	CB	Texas A&M
2015	Josh Rosen	QB	Virginia
2014	Najee Toran	LG	at Virginia
2013	Alex Redmond	RG	Nevada
	Sean Covington	P	Nevada
2012	Simon Goines	RT	at Rice
2009	Xavier Su'a-Filo	LT	San Diego State
2008	Rahim Moore	S	Tennessee
2007	Christian Yount	LS	at Stanford
2001	Matt Ware	CB	at Alabama
1999	Asi Faoa	LB	Boise State
	Nate Fikse	P	Boise State
1998	Jeff Grau	LS	Texas
1995	Chris Sailer	P	Miami (FL)

Kicker	Date	Game	Distance	Time Left	Final
Mateen Bhaghani	08/31/2024	at Hawai'i	32 yards	0:56	16-13
Nicholas Barr-Mira	09/17/2022	South Alabama	24 yards	0:00	32-31
J.J. Molson	11/24/2017	California	37 yards	0:04	30-27
Ka'imi Fairbairn	10/27/2012	at Arizona State	33 yards	0:00	45-43
Kai Forbath	11/06/2010	Oregon State	51 yards	0:00	17-14
Kai Forbath	09/01/2008	Tennessee	42 yards	OT1	27-24
Justin Medlock	10/18/2003	California	41 yards	OT1	23-20
Chris Griffith	11/19/1999	Washington	22 yards	OT1	23-20
Chris Sailer	10/17/1998	Oregon	24 yards	OT1	41-38
Louis Perez	11/14/1992	at Oregon	40 yards	0:00	9-6
Brad Daluiso	11/10/1990	at Washington	43 yards	0:10	25-22
Brad Daluiso	09/15/1990	Stanford	21 yards	0:01	21-20

- UCLA has notched two of the three largest comebacks in FBS football history since 2017, overcoming a 34-point deficit to defeat Texas A&M in 2017 and erasing a 32-point lead before prevailing at Washington State in 2019. Each turnaround came in the second half. Since 1980, UCLA teams have won nine times after trailing by 18 or more points.

Deficit	Date	Game	Trailed	Final
34	09/03/2017	Texas A&M	10-44 in Q3	45-44
32	09/21/2019	at Washington State	17-49 in Q3	67-63
22	12/30/2005	vs. Northwestern ¹	0-22 in Q1	50-38
21	10/29/2005	at Stanford	3-24 in Q4	30-27 (OT)
21	10/15/2005	at Washington State	7-28 in Q2	44-41 (OT)
21	09/30/2000	Arizona State	0-21 in Q2	38-31
21	09/25/1982	at Michigan	0-21 in Q2	31-27
20	10/20/1979	California	7-27 in Q3	28-27
18	09/14/2013	at Nebraska	3-21 in Q2	41-21

UCLA's 50-YARD TOUCHDOWNS SINCE 2020

Since 2016, UCLA has scored 37 touchdowns of 50 yards or more on the offensive side of the ball.

Scoring Player	Date	Opponent	Play
Keegan Jones	10/19/2024	at Rutgers	67-yard pass
T.J. Harden	09/16/2023	North Carolina Central	62-yard rush
Collin Schlee	09/16/2023	North Carolina Central	57-yard rush
Kam Brown	09/16/2023	North Carolina Central	67-yard pass
T.J. Harden	09/09/2023	at San Diego State	59-yard rush
Josiah Norwood	09/09/2023	at San Diego State	81-yard pass
J.Michael Sturdivant	09/02/2023	Coastal Carolina	62-yard pass
Kazmeir Allen	11/19/2022	USC	55-yard pass
Hudson Habermehl	11/12/2022	Arizona	51-yard pass
Kazmeir Allen	11/05/2022	at Arizona State	75-yard rush
Kazmeir Allen	10/29/2022	Stanford	72-yard rush
Logan Loya	10/08/2022	Utah	50-yard pass
Josiah Norwood	09/03/2022	Bowling Green	50-yard pass
Keegan Jones	09/03/2022	Bowling Green	52-yard pass
Dorian Thompson-Robinson	09/03/2022	Bowling Green	68-yard rush
Kazmeir Allen	11/20/2021	at USC	58-yard pass
Kyle Phillips	09/25/2021	at Stanford	75-yard pass
Greg Dulcich	09/04/2021	LSU	75-yard pass
Greg Dulcich	12/12/2020	USC	69-yard pass
Dorian Thompson-Robinson	11/07/2020	at Colorado	65-yard rush
Greg Dulcich	11/07/2020	at Colorado	52-yard pass

THE STORY OF NO. 36

Head coach DeShaun Foster awarded redshirt sophomore linebacker Wyatt Mosier the No. 36 in honor of Nick Pasquale, who wore the number for the Bruins in 2012 and 2013 before his tragic death in a car accident.

Pasquale was a 5-7, 172-pound redshirt freshman walk-on receiver for the Bruins who had seen his first game action a week before his death in September 2013. He was known for his passion for the game, his limitless determination and his high qualities as a teammate. Current UCLA tight ends coach Jerry Neuheisel was a teammate of Pasquale.

Mosier has played in 13 games over two seasons at UCLA, all on special teams. He has been a frequent recipient of academic honors during his time in Westwood, making the Big Ten Conference Academic Honor Roll in fall 2024 and making the UCLA Athletic Director's Honor Roll three times. A product of Yorba Linda High School, Mosier made a school-record 365 tackles over four seasons for the Mustangs.

Recent Bruins to have worn No. 36 included defensive back Joshua Swift (2024), defensive back Alex Johnson (2022-23), and wide receiver/running back Ethan Fernea (2019-21).

COACH DONAHUE HONORED WITH STATUE AT ROSE BOWL

The winningest coach in UCLA football and Pac-12 Conference history, Terry Donahue, was celebrated with a statue at Rose

Bowl Stadium in 2023. The unveiling and dedication took place Oct. 28, during Homecoming Weekend.

The statue of Coach Donahue is surrounded by 151 bronze roses of varying shapes and sizes to honor the conference- and school-record win total achieved during his career. As a gift by over 100 donors to the Rose Bowl Legacy Foundation, the non-profit that supports the preservation, protection and enhancement of the Stadium's future, each rose has been supported by an individual or family.

Coach Donahue's statue is the fourth on Rose Bowl property to represent key moments and people in the venue's history, joining Jackie Robinson (dedicated in 2017), the 1999 Team USA FIFA Women's World Cup Champions (dedicated 2019) and iconic broadcaster Keith Jackson (dedicated 2019). It is the first statue located inside the Stadium's gates with the other three located outside the venue's fence line near the Stadium's main entrance at Gate A. The statue's location is adjacent to the Charles E. Young Locker Room and UCLA players and coaches pass by the iconic coach before each home game.

Donahue won more games than any other coach in the school's and the Pac-12 Conference's history. He ended his career with a winning record against each of the conference's teams, including the Bruins' crosstown rival, the University of Southern California Trojans. Overall, he won 151 games, and 98 of those victories were in the Pac-10. He was the first person to appear in the Rose Bowl Game® as a player, an assistant coach and a coach.

BRUIN FRESHMEN OVER THE YEARS

UCLA true-freshman quarterbacks to start games over the years include: Dante Moore (2023), Dorian Thompson-Robinson in 2018 (eight games), Josh Rosen in 2015 (13), Matt Moore in 2002 (one), Drew Olson in 2002 (five), Cade McNown in 1995 (nine), Ryan Fien in 1992 (one), Tom Ramsey in 1979 (two) and Steve Bukich in 1974 (one). Rosen was the first Bruin true freshman signal caller to start a season opener (a 2015 win versus Virginia). Thompson-Robinson (currently with the Cleveland Browns), Rosen (Minnesota Vikings, Browns, Atlanta Falcons, San Francisco 49ers, Miami Dolphins and Arizona Cardinals), Moore (Kansas City Chiefs, Dolphins, Carolina Panthers and Dallas Cowboys), Olson (49ers, Panthers and Baltimore Ravens), McNown (49ers, Dolphins and Chicago Bears) and Ramsey (Indianapolis Colts and New England Patriots) each saw action in the NFL.

WR Kwazi Gilmer has played in all eight 2024 games. He made his first two grabs (32 yards and 29 yards) at LSU on Sept. 21. Gilmer was named Big Ten Freshman of the Week after catching three passes for 88 yards and his first touchdown at Nebraska (Nov. 2). RB Cameron Jones made his debut on special teams against against Minnesota on Oct. 12 and has remained in that role since.

Eighteen true freshman saw game action for the Bruins in 2023. QB Dante Moore led the group with nine games played and was the only one to start, taking the first snap five times. DB Kanye Clark and LB Donavyn Pellot each made it into five contests, while WRs Carter Shaw (three) and Jerry McClure (two) took the field in multiple outings. The remaining 13 — DL Grant Buckey, RB Isaiah Carlson, OL Jack Clarke, LB Larry Edwards III, DL A.J. Fuimaono, WR Grant Gray, DB R.J. Jones, LB Ty Lee, RB Troy Leigber, LB Mone Malafu, LB Wyatt Mosier, OL Tavake Tuikolovatu and DB Marquise Villahermosa — were made up of one-game participants.

UCLA used 11 true freshmen during the 2022 season. Two true freshmen saw action in the 2022 opener against Bowling Green — RBs T.J. Harden and Carsen Ryan. Nine more saw the field in Game 2 versus Alabama State: P Chase Barry, WR Jady Marshall, RB Jack Pedersen, WR Braden Pegan, DB Kamari Ramsey, WR Elijah Rodriguez, DB Clint Stephens, DB Croix Stewart and LB Jalen Woods.

In 2021, six true freshmen saw action. Five saw the field in the 2021 season-opener against Hawai'i: OL Garrett DiGiorgio, DB Devin Kirkwood, WR Keontez Lewis, DL Tiaoaali Savea and DL Jay Toia. A sixth true freshman, LB Devin Aupiu, played for the first time at Washington. In 2020, 10 Bruins took the field for the opener at Colorado: LB Damian Sellers, LB Choé Bryant-Strother, DB D.J. Warnell, WR Matt Sykes, WR Logan Loya, LB Myles Jackson, K R.J. Lopez, P Luke Akers, DB John Humphrey and DB JonJon Vaughns. An 11th true freshman, LB Jeremiah Trojan, saw action versus USC.

Nine true frosh saw action in 2019. Kain Medrano appeared on special teams versus California, while LB John Ward saw action against Oregon State. Three true freshmen Bruins played at Washington State: LS Jack Landherr IV, OL Duke Clemens and RB Keegan Jones. Four Bruins saw action in the 2019 opener at Cincinnati: LB Carl Jones Jr., TE Mike Martinez, OT Sean Rhyann and LB Adam Cohen.

The Bruins set a school record with 21 true freshmen seeing the field in 2018. Twelve players saw action in the 2018 season opener vs. Cincinnati: WR Kyle Philips, DB Stephan Blaylock, DB Rayshad Williams, QB Dorian Thompson-Robinson, RB Kazmeir Allen, RB Martell Irby, WR Chase Cota, DL Tyler Manoa, DL Atonio Mafi, C Christaphany Murray, DB Elisha Guidry and DL Otito Ogbonnia. WR Michael Ezeike saw his first action at Oklahoma. LB Bo Calvert and WR Delon Hurt saw action versus Fresno State. LB Elijah Wade played for the first time at Colorado. DB Alex Johnson hit the field at Oregon. WR Greg Dulcich, OL Alec Anderson and TE David Priebe were in action at Arizona State. OL Jon Gaines II played against Stanford.

UCLA started a true-freshman quarterback, Josh Rosen, in the season opener of 2015. This marked a first in school history. In 2017, DL Jaelan Phillips and DB Darnay Holmes became the first true-freshman defensive tandem to start an opener.

UCLA'S 300-YARD PASSING GAMES SINCE 2012

Year	Game	Yards	Result
2024	at Rutgers	383	W, 35-32
2023	California	309	L, 7-33
2022	vs. Pittsburgh	325	L, 35-37
	USC	309	L, 45-48
	Washington	315	W, 40-32
	Bowling Green	357	W, 45-17
2021	at USC	349	W, 62-33
2020	USC	364	L, 38-43
	at Colorado	303	L, 42-48
2019	California	343	L, 18-28
	at USC	383	L, 35-52
	at Washington State	507	W, 67-63
2018	Stanford	466	L, 42-49
	at Arizona State	335	L, 28-31
	Arizona	307	W, 31-30
2017	California	393	W, 30-27
	USC	421	L, 23-28
	Arizona State	420	W, 44-37
	Colorado	372	W, 27-23
	at Stanford	480	L, 34-58
	at Memphis	463	L, 45-48
	Hawai'i	373	W, 56-23
	Texas A&M	491	W, 45-44
2016	Utah	464	L, 45-52
	at Arizona State	444	L, 20-23
	Arizona	350	W, 45-24
	at BYU	307	W, 17-14
	at Texas A&M	343	L, 24-31 (OT)
2015	Nebraska^	319	L, 29-37
	Washington State	340	L, 27-31
	at Oregon State	390	W, 41-0
	California	399	W, 40-24
	at Stanford	325	L, 35-56
	Virginia	351	W, 34-16
2014	USC	326	W, 38-20
	Washington	302	W, 44-30
	at California	330	W, 36-34
	Arizona State	355	W, 62-27
	Memphis	396	W, 42-35
2013	California	410	W, 37-10
	New Mexico State	394	W, 59-13
	Nevada	302	W, 58-20
2012	Baylor#	329	L, 26-49
	Arizona	303	W, 66-10
	Oregon State	372	L, 20-27
	Houston	320	W, 37-6
	Nebraska	309	W, 36-30
	at Rice	303	W, 49-24

^ Foster Farms Bowl (Santa Clara, Calif.)

Holiday Bowl (San Diego, Calif.)

Head Coach DeShaun Foster



Overall Record
5-7 (2nd season as Head Coach in 2025)

Former UCLA All-American and NFL standout DeShaun Foster completed his first season as head coach of his alma mater's football program in 2024. He was elevated to the role on Feb. 12, 2024.

Foster spent the previous 11 seasons, including 10 at UCLA, in the collegiate coaching ranks. He also coached one year at Texas Tech. Foster spent the 2017-2023 campaigns as the Bruins' running backs coach, adding the title of associate head coach in 2023.

Foster debuted as head coach by guiding UCLA through its initial season in the Big Ten Conference. The Bruins earned their program's first-ever Big Ten win at Rutgers and rode that showing to a three-game win streak that also included victories at Nebraska and versus Iowa. UCLA would win four of its last six games.

Under Foster, linebacker Carson Schwesinger completed his evolution from walk-on to first-team All-American. Schwesinger led the nation with 90 solo tackles and a solo-tackles-per-game rate of 7.5 while pacing the Big Ten in a number of categories, including total tackles (136). He was a Butkus Award finalist as one of the nation's best at his position.

In 2023, the UCLA rushing attack led the Pac-12 for the second straight season (191.1 yards per game) with four backs in the regular rotation averaging at least 5.1 yards per carry. Carson Steele (847 yards) and T.J. Harden (722) led the ground attack while ranking seventh and 10th in the conference in rushing yards per game, respectively.

In the fall of 2022, Foster was inducted into the UCLA Athletics Hall of Fame and nominated for the Broyles Award as the nation's top assistant coach. Zach Charbonnet became the fourth Bruin running back selected in the NFL Draft over the past four seasons when he was chosen by the Seattle Seahawks. Following the 2022 campaign, Foster was elevated to Associate Head Coach, Running Backs.

In 2022, UCLA led the Pac-12 and ranked sixth in the nation in rushing offense (237.2). It marked the first time UCLA had topped the conference in rushing since the 1976 season. The Bruins rushed for 200 yards or more in nine regular season contests during the year, including three of over 300 yards. UCLA set a new school record with an average of 503.6 yards of total offense per game, a mark which rated fourth in the nation. Charbonnet, who paced the nation in all-purpose yards per game (168.0), became the ninth Bruin to record back-to-back 1,000-yard rushing seasons (1,359). He topped the Pac-12 in rushing (135.9 yards per game) and ranked fourth nationally. Bruin rushers led the Pac-12 with a 6.1 yards per carry average. The Bruin running backs caught over 60 passes on the year and scored five receiving TDs.

In 2021, the Bruins ran for at least 200 yards in all eight wins during the regular season. UCLA's average of 215.1 rush yards per game ranked 14th in the nation. Charbonnet led all Pac-12 rushers with seven 100-yard games this season. He ranked second in the conference in rushing yards per game (94.8) and overall rushing yards (1,137). Brittain Brown's 6.03 yards per carry mark was the best by a Pac-12 back. He also ranked eighth in the league in rushing yards per game (61.5). The Bruins led the Pac-12 in scoring (36.5, 12th in NCAA) and were second in total offense (441.2, 31st in NCAA).

In the 2020 campaign, UCLA rushers averaged 5.1 yards per carry while upping their rushing average by over 70 yards per contest and finishing over 200 yards per game for just the fourth time since 1990. It was the highest average per carry for Bruin running backs since the 1976 squad posted a 5.4 yards per carry mark. UCLA finished 12th in the nation and second in the Pac-12 in rushing yards per game (230.6). It rated 30th nationally in total offense (455.0) and 20th in scoring offense (35.4). Demetric Felton Jr., a consensus All-Pac-12 selection who was drafted by the Cleveland Browns, ranked 14th in the nation and fourth in the Pac-12 in rushing average (111.3). He was ranked sixth in the nation as the conference leader in all-purpose yardage (165.8). Brown rated 15th in the nation in rushing yards per carry (6.62), eighth in the league in rushing (77.6) and was a second-team all-conference pick by PFF. Felton and Brown each gained over 500 yards on the season while averaging at least 5.0 yards per carry to become just the third Bruin duo to hit that pair of milestones since 1975 (Johnathan Franklin and Derrick Coleman in 2011; Wendell Tyler and Theotis Brown in 1976).

In 2019, Joshua Kelley became the eighth Bruin to post back-to-back 1,000-yard seasons. Kelley, who was selected by the Chargers in the 2020 NFL Draft, finished second in the Pac-12 in rushing yards per game average. Felton set a school mark for a running back with 55 receptions and another record with four scoring plays of at least 75-yards of length during the season. UCLA produced five straight 200-yard rushing games in a season for the first time since the 1978 campaign. Kelley completed his career 14th on the school career rushing list after just two seasons and with a total of 10 100-yard rushing games to his credit, 10th on that all-time school list.

In 2018, UCLA's rushing attack improved by a margin of over 40 yards per game on average. Kelley ran for 1,243 yards, the 10th-highest single-season total in school history. In addition, the junior back racked up 289 rushing yards against USC, the most by any back in the rivalry series, and the third-highest total in school history. Kelley, who ranked ninth in FBS rushing yards per game, finished with six 100-yard rushing games during the season. The Bruins generated over 432 yards of offense, on average, over the course of the last eight games of the season, including over 164 yards per game on the ground.

In 2017, Foster's Bruin running backs upped their rushing average per carry by almost a yard per attempt. Rushing yardage, rushing touchdowns and rushing first downs all went up for the Bruins. UCLA ranked third in the conference in total offense. The top four running backs each produced career-high rushing totals during the season and also generated new highs for receptions.

Prior to joining the Texas Tech staff, Foster began his coaching career as a volunteer assistant at UCLA in 2013 while also returning to school. In 2014, in addition to his work on the field, Foster completed his degree and graduated from UCLA. In 2015, he was promoted to Director of Player Development and High School Relations.

HEAD COACH DESHAUN FOSTER'S YEAR-BY-YEAR TOTALS

Year	School	Overall	Pct.	Conf.	Pct.	Finish	Postseason
2024	UCLA	5-7	.417	3-6	.333	T-12th	--
2025	UCLA	0-0	.000	0-0	.000	--	--
1 SEASON OVERALL		5-7	.417	3-6	.333		

FOSTER'S COACHING HISTORY

Year	Team	Title
2024-25	UCLA	Head Coach
2023	UCLA	Associate Head Coach/Running Backs
2017-22	UCLA	Running Backs
2016	Texas Tech	Running Backs
2015	UCLA	Director of Player Development and High School Relations
2014	UCLA	Graduate Assistant
2012-13	UCLA	Student Assistant

FBS HEAD COACHES AT ALMA MATERS (17)

Coach	School	First Season
Trent Bray	Oregon State	2024
Jeff Brohm	Louisville	2023
Troy Calhoun	Air Force	2007
Ryan Carty	Delaware	2025
Timmy Chang	Hawai'i	2022
Mario Cristobal	Miami (FL)	2022
Michael Desormeaux	Louisiana	2022
Kenny Dillingham	Arizona State	2023
DeShaun Foster	UCLA	2024
Mike Gundy	Oklahoma State	2005
Thomas Hammock	Northern Illinois	2019
Brent Key	Georgia Tech	2022
Clark Lea	Vanderbilt	2021
Rich Rodriguez	West Virginia	2001/2025
Tony Sanchez	New Mexico State	2024
Kalani Sitake	BYU	2016
Kirby Smart	Georgia	2016

FOSTER'S NFL DRAFT PICKS

Name	School	Yr.	RD/PK	Team
Carson Schwesinger [^]	UCLA	2025	2/33	Cleveland
Oluwafemi Oladejo [^]	UCLA	2025	2/52	Tennessee
Kain Medrano [^]	UCLA	2025	6/205	Washington
Jay Toia [^]	UCLA	2025	7/217	Dallas
Moliki Matavao [^]	UCLA	2025	7/248	New Orleans
Zach Charbonnet [*]	UCLA	2023	2/52	Seattle
Brittain Brown [@]	UCLA	2022	7/250	Las Vegas
Demetric Felton Jr. [@]	UCLA	2021	6/211	Cleveland
Joshua Kelley [#]	UCLA	2020	4/112	LA Chargers
Paul Perkins [#]	UCLA	2016	5/149	NY Giants

- [^] as head coach
- ^{*} as associate head coach/running backs coach
- [@] as running backs coach
- [#] as student assistant coach

FOSTER'S TOP-25 RUSHING OFFENSES

Year	Category	Mark	FBS RK	CONF RK
2023 [*]	Rushing Offense	197.9	16	1
2022 [@]	Rushing Offense	237.2	6	1
2022 [@]	Rush TDs	36	9	2
2022 [@]	Yds/Rush	6.00	1	1
2021 [@]	Rushing Offense	215.1	14	2
2021 [@]	Rush TDs	31	16	5
2020 [@]	Rushing Offense	230.6	12	2
2020 [@]	Yds/Rush	5.06	25	4
2013 [#]	Rush TDs	36	12	3

- ^{*} as associate head coach/running backs coach
- [@] as running backs coach
- [#] as student assistant coach

FOSTER'S TOP-25 RANKED RUNNING BACKS

Year	Name	Category	Mark (RK)
2022	Zach Charbonnet	All Purpose/Game	168.00 (1) [*]
2022	Zach Charbonnet	Rush Yards/Carry	6.97 (4) [*]
2022	Zach Charbonnet	Rush Yards/Game	135.9 (4) [*]
2022	Zach Charbonnet	Rushing TDs	14 (16)
2021	Brittain Brown	Rush Yards/Carry	6.03 (20) [*]
2021	Zach Charbonnet	Rushing TDs	13 (24)
2020	Demetric Felton Jr.	All Purpose/Game	165.83 (6) [*]
2020	Demetric Felton Jr.	Rush Yards/Game	111.3 (14)
2020	Brittain Brown	Rush Yards/Carry	6.62 (15)
2018	Joshua Kelley	All Purpose/Game	130.55 (18)
2018	Joshua Kelley	Rush Yards/Game	113.0 (9)
2014	Paul Perkins	Rush Yards/Carry	6.27 (18)
2014	Paul Perkins	Rush Yards/Game	121.2 (16) [*]

- ^{*} led conference

FOSTER'S CAREER RECORDS VS. OPPONENTS

Opp.	Record	Opp.	Record
Fresno State	1-0	Oregon	0-1
Hawai'i	1-0	Minnesota	0-1
Indiana	0-1	Penn State	0-1
Iowa	1-0	Rutgers	1-0
LSU	0-1	USC	0-1
Nebraska	1-0	Washington	0-1

FOSTER IN UCLA'S CAREER RECORD BOOKS

RUSHING

	Years	Carries	NYG	Avg
1. Johnathan Franklin	2009-12	788	4,403	5.59
2. Gaston Green	1984-87	708	3,731	5.27
3. Paul Perkins	2013-15	622	3,491	5.61
4. Freeman McNeil	1977-80	605	3,195	5.28
5. DeShaun Foster	1998-01	722	3,194	4.42
6. Karim Abdul-Jabbar	1992-95	608	3,182	5.23
7. Wendell Tyler	1973-76	526	3,181	6.04
8. Skip Hicks	1993-94, 96-97	638	3,140	4.92
9. Theotis Brown	1976-78	526	2,914	5.54
10. Chris Markey	2004-07	579	2,733	4.72

SCORING

	Years	TD	PAT	FG	Pts
1. Ka'imi Fairbairn, k	2012-15	0	209	68	413
2. John Lee, k	1982-85	0	135	85	390
3. Kai Forbath, k	2007-10	0	102	85	357
Justin Medlock, k	2003-06	0	147	70	357
5. Skip Hicks, rb	1993-94, 96-97	55	0	0	330
6. J.J. Molson, k	2016-19	0	151	51	304
7. Bjorn Merten, k	1993-96	0	130	57	301
8. Alfredo Velasco, k	1986-89	0	114	51	267
9. DeShaun Foster, rb	1998-01	44	1*	0	266
10. Chris Griffith, k	1999-02	0	136	42	262

ALL-PURPOSE YARDS

	Years	Plays	Tot
1. Johnathan Franklin, rb	2009-12	788	4,925
2. Maurice Jones-Drew, rb	2003-05	603	4,688
3. Terrence Austin, wr	2006-09	316	4,425
4. Gaston Green, rb	1984-87	752	4,283
5. Paul Perkins, rb	2013-15	702	4,236
6. Chris Markey, rb	2004-07	688	4,225
7. Craig Bragg, wr	2001-04	307	4,164
8. DeShaun Foster, rb	1998-01	797	4,028
9. Theotis Brown, rb	1976-78	594	3,944
10. Skip Hicks, rb	1993-97	684	3,837

FOSTER'S 100-YARD RUSH GAMES AT UCLA

Yds	Att.	Class	Opponent	Year
301	31	Sr.	Washington	2001
189	28	Sr.	Kansas	2001
187	42	Jr.	Alabama	2000
159	33	Jr.	Stanford	2000
147	31	Sr.	Oregon State	2001
140	29	Jr.	Fresno State	2000
118	20	Fr.	Arizona	1999
117	24	Sr.	California	2001
110	24	Sr.	Alabama	2001
109	15	Fr.	USC	1998
107	26	Jr.	vs. Wisconsin (Sun Bowl)	2000
102	28	Sr.	Washington State	2001
100	19	So.	at Stanford	1999



Foster rushed for 187 yards in a 35-24 win over No. 3 Alabama in the Rose Bowl in his junior season.

The Bruins were among the top programs in the country during Foster's tenure assisting with the running backs, going 28-11 overall with three bowl appearances during that span. Foster was instrumental in the development of Paul Perkins, who capped off his career third all-time at UCLA in rushing yards.

Foster joined the coaching ranks not long after a successful seven-year NFL career with the Carolina Panthers and San Francisco 49ers in which he recorded more than 4,500 total yards and 16 touchdowns – 3,570 yards and 11 touchdowns on the ground and another 1,129 yards and five touchdowns through the air.

Foster's strong pro numbers came after he missed his rookie season due to a preseason injury. A second-round selection by the Panthers in the 2002 NFL Draft, he recovered from that first-year setback to rush for over 600 combined regular season and playoff yards as Carolina advanced all the way to the Super Bowl. In Super Bowl XXXVIII, Foster rushed three times for 43 yards, including a 33-yard run into the end zone to pull Carolina within a single score against the New England Patriots early in the fourth quarter. It was the fifth-longest touchdown run in Super Bowl history.

Foster put together his best three professional seasons from 2005-07 to close his career with the Panthers, surpassing the 1,000-yard mark for the first time in 2005 with a combined 1,084 yards on the ground during the regular season and two playoff games. Foster rushed for over 100 yards in back-to-back games late in the year, totaling 165 yards in the regular-season finale with Atlanta before pounding out 151 yards in Carolina's 23-0 shutout of the New York Giants to open the NFC playoffs.

Foster followed up his 2005 campaign with a regular season-high 897 yards in 2006. The following year, he closed out his tenure with the Panthers by posting 876 yards before signing with the San Francisco 49ers in the offseason, where he would play one season before hanging up his cleats.

Foster is one of the most accomplished UCLA running backs in school history. He completed his career second on the all-time touchdowns scored list (44), third on the school's all-time rushing list (3,194 yds) and fifth on the all-time Bruin scoring list (266 pts). Foster was ranked 18th on the Pac-10 career rushing list when he left Westwood, and his 722 career rushing attempts were the most in school history. His 13 100-yard career rushing games ranked fifth on UCLA's all-time list and led to his earning first-team All-Pac-10 selections following the 2000 and 2001 seasons.

As a senior in 2001, he led the Pac-10 in rushing with a 138.6 yards per game average, in scoring with a mark of 9.75 points per game and in all-purpose yardage at 154.75 yards per game. He rushed for 1,109 yards, the 10th highest total in school history, after becoming the first Bruin to reach the 1,000-yard mark in as few as seven games. On Oct. 13, playing against a University of Washington defense which had not allowed a rushing touchdown all year, Foster exploded for a school-record 301 yards and four touchdowns on 31 carries. His final scoring run of the contest came on a 92-yard jaunt, the second-longest in school history. He became just the third Pac-10 player, at the time, to have rushed for over 300-yards in a game.

In 2000, he ran for 1,037 yards and scored 13 touchdowns. In the season-opener against Alabama, he tied a school record with 42 carries and finished with 187 rushing yards and three touchdowns. In 1999, he was limited to 375 rushing yards after suffering a severe ankle sprain early in the season. He also played five defensive snaps in the Bruin secondary that season.

In 1998, Foster burst onto the college scene with a school freshman record 673 yards rushing and scored 12 touchdowns. He was the first true freshman to lead a UCLA team in rushing since Skip Hicks in 1993. He scored all four touchdowns (three rushing and one receiving) in UCLA's 34-17 win over USC to tie the school record and set a new mark for Bruin true freshmen.

A local product, as a Tustin High School senior, Foster rushed for 3,398 yards and scored 59 touchdowns, ultimately setting single-season (55) and career (90) CIF Southern Section marks for rushing touchdowns. He was inducted into the Tustin HOF in Fall 2024.

He is married to Charity Foster, and has two sons, Noel Washington and Nolen Washington, and three daughters, Viviana Foster, Destiny Foster and Dream Foster.

FOSTER'S UCLA CAREER RUSHING STATISTICS

Year	Rush Att.	Rush YG	Rush YL	Rush NYG	Rush Avg	Rush TDs	Rush LG
2001	216	1,196	87	1,109	5.1	12	92
2000	269	1,115	78	1,037	3.9	12	49
1999	111	424	49	375	3.4	6	23
1998	126	719	46	673	5.3	10	65
Totals	722	3,454	260	3,194	4.4	40	92

FOSTER'S UCLA CAREER RECEIVING STATISTICS

Year	Rec	Rec Yds	Rec Avg	Rec TDs	Rec LG
2001	9	129	14.3	1	35
2000	16	142	8.9	1	21
1999	17	114	6.7	0	24
1998	16	163	10.2	2	51
Totals	58	548	9.4	4	51

FOSTER'S NFL CAREER RUSHING STATISTICS

Year	Team	Rush Att.	Rush YG	Rush Avg	Rush TDs	Rush LG
2008	San Francisco	76	234	3.1	1	18
2007	Carolina	247	876	3.5	3	29
2006	Carolina	227	897	4.0	3	43
2005	Carolina	205	879	4.3	2	70
2004	Carolina	59	255	4.3	2	71
2003	Carolina	113	429	3.8	0	21
Totals		927	3,570	3.9	11	71

FOSTER'S NFL CAREER RECEIVING STATISTICS

Year	Team	Rec	Rec Yds	Rec Avg	Rec TDs	Rec LG
2008	San Francisco	16	133	8.3	1	31
2007	Carolina	25	182	7.3	1	23
2006	Carolina	32	159	5.0	0	14
2005	Carolina	34	372	10.9	1	47
2004	Carolina	9	76	8.4	0	42
2003	Carolina	26	207	8.0	2	47
Totals		142	1,129	8.0	5	47

TINO SUNSERI**ASSISTANT COACH, OFFENSIVE COORDINATOR/QUARTERBACKS (1st season, Pittsburgh '13)****KEY NOTES ON SUNSERI**

- Joins UCLA after one season as co-offensive coordinator and quarterbacks coach at Indiana where he helped the Hoosiers win 11 games for the first time in program history, a CFP appearance and rank second nationally in scoring offense with 41.3 points per game.
- Has developed some of the nation's most productive signal callers in recent years, including Indiana's Kurtis Rourke and James Madison's Cole Johnson, Todd Centeio and Jordan McCloud.
- Indiana finished second in FBS with a 174.03 passing efficiency rating, thanks to starting QB Kurtis Rourke. Rourke completed 222-of-320 passes

(69.4%) for 3,042 yards, 29 touchdowns and just five interceptions.

- JMU's Cole Johnson set school single-season records for passing yards (3,779), passing TDs (41) and completions (287) while in the FCS in 2021. In 2022, JMU's Todd Centeio was named Sun Belt Conference Offensive POTY in the school's first season at the FBS level.

- Worked with Alabama's QBs as a graduate assistant under head coach Nick Saban in 2019-20.
- First met DeShaun Foster as a young equipment room staffer for the Carolina Panthers while his father, Sal Sunseri, was a defensive line coach.

SCOTT WHITE**ASSOCIATE HEAD COACH, INSIDE LINEBACKERS (9th season, Washington '06)****KEY NOTES ON WHITE**

- Served as defensive analyst for UCLA in 2024, working directly with a linebackers group that featured Associated Press First Team All-American Carson Schwesinger and All-Big Ten Third Team member Kain Medrano.
- Schwesinger was UCLA's first Butkus Award Finalist since Eric Kendricks in 2014. He led FBS in solo tackles (90) and the Big Ten in total tackles (136).
- Prior to 2024, White spent seven seasons working at UCLA from 2011-17 assisting the Bruins' defensive and special teams units.
- Coached one of the nation's leading tacklers at San Jose State, Kyle Harmon, who posted 133 total stops in 2021.

- In 2021, was nominated for the Broyles Award as one of the top FBS assistants.

JETHRO FRANKLIN**ASSISTANT COACH, DEFENSIVE LINE (2nd season, Fresno State '88)****KEY NOTES ON FRANKLIN**

- Owns 33 years of defensive-line coaching experience on the collegiate and professional levels.
- Makes his return to UCLA after 26 years, previously serving as the Interior D-Line Coach for the Bruins in 1999.
- Spent the last three seasons at his alma mater, Fresno State.
- His NFL proteges include Kabeer Gbaja-Biamila, Khalil Mack and Mario Williams, among others.
- At UCLA in 1999, he helped linemen Kenyon Coleman and Ken Kocher to All-Pac-10 recognition. Coleman went on to play 12 years in the NFL.

- Twin pass-rush standouts Dave and Mat Ball spent their first year under Franklin at UCLA.

GABE LYNN**ASSISTANT COACH, SAFETIES (1st season, Oklahoma '13)****KEY NOTES ON LYNN**

- Comes to UCLA after spending the last two seasons at Colorado as a defensive analyst (2024) and assistant director of player personnel (2023).
- Primarily assisted Colorado's safeties, helping the team to a 9-4 overall record and Alamo Bowl appearance in 2024.
- Colorado ranked top-50 in FBS last season in both passing yards allowed per game (200.5) and total interceptions on defense (12).
- Spent time at FCS Houston Christian (2019-22) and NCAA Division II Oklahoma Baptist (2018) and Central Oklahoma (2017).
- A former three-year starter and four-year letterwinner defensive back at Oklahoma from 2010-13, earning All-Big 12 acclaim his senior year.

A.J. STEWARD**ASSISTANT COACH, RUNNING BACKS (1st season, Kansas '12)****KEY NOTES ON STEWARD**

- Spent 2024 as an offensive analyst at his alma mater, Kansas, where the Jayhawks wanked 13th in FBS with 211.4 rushing yards per game.
- All-Big 12 Honorable Mention selection Devin Neal ranked 15th in FBS with 105.5 rushing yards per game and 16 rushing touchdowns.
- During his time at Oregon State (2021-22), running back Damien Martinez was named the 2022 Pac-12 Freshman Offensive Player of the Year and running back B.J. Baylor was the 2021 Pac-12 leader with 1,337 rushing yards, becoming the first Beaver to accomplish the feat since 2003.
- Helped the Jayhawks to their best season in program history in 2007

with a rise to No. 2 in the BCS standings, 11-1 record and Orange Bowl victory.

IKAIKA MALLOE**ASSISTANT COACH, DEFENSIVE COORDINATOR (3rd season, Washington '96)****KEY NOTES ON MALLOE**

- Enters his second year as defensive coordinator after serving as the defensive line coach in 2023.
- Has produced back-to-back top-10 rushing defenses with 96.2 rushing yards allowed per game in 2024 (6th) and 80.8 in 2023 (2nd).
- Four of Malloe's defensemen were selected in the 2025 NFL Draft, including 2024 Butkus Award Finalist and AP First Team All-American Carson Schwesinger (Rd. 2, Pk. 33 by Cleveland).
- Schwesinger led the FBS with 90 solo tackles and Big Ten with 136 total tackles.

- Malloe's defensive line helped hold opponents to just five rushing touchdowns in 2023, which led the NCAA. The Bruins were also second in the nation allowing just 2.65 yards per rush.

- Malloe's star edge rusher from 2023, Laiatu Latu, was the first defensive player picked in the 2024 NFL Draft (Rd. 1, Pk. 15) by the Indianapolis Colts. Latu became the first Bruin to win the Lombardi Award and Hendricks Award last season.

- Coached 2017 Pat Tillman Pac-12 Defensive Player of the Year Vita Ve'a and back-to-back winners of the Pac-12 Morris Trophy (Ve'a and Greg Gaines) during six years at Washington.

JERRY NEUHEISEL**ASSISTANT HEAD COACH, TIGHT ENDS (8th season, UCLA '15)****KEY NOTES ON NEUHEISEL**

- Enters his second year as tight ends coach after previously serving the wide receiver group from 2021-23.
- TE Moliiki Mata'avao was selected in the 2025 NFL Draft (Rd. 7, Pk. 248).
- Mata'avao led UCLA with 506 yards and 41 catches in 2024.
- Has spent 11 of the past 13 seasons in the UCLA program as a student-athlete or coach, playing QB for the Bruins from 2013-15.
- Helped the UCLA offense average over 500 yards per game for the first time in program history in 2022.

- Bron to UCLA graduates Susan and Rick at UCLA Medical Center.

- Father, Rick, played QB for UCLA from 1981-83 before taking on a career as head coach.

ANDY KWON**ASSISTANT COACH, OFFENSIVE LINE (1st season, Georgia Southern '17)****KEY NOTES ON KWON**

- Spent the previous four seasons at Arkansas State with the Red Wolves' offensive line (2022-24) and tight ends (2021) units.
- Arkansas State averaged 150-plus rushing yards per game each of the past two seasons under Kwon.
- Doubled Arkansas State's rushing yard production in his first year working with the unit, jumping from 88.2 to 162.1 ground yards per game.
- Overlapped with UCLA offensive coordinator Tino Sunseri at Alabama in 2019 and 2020.

- Alongside Sunseri, helped Alabama post an 11-0 record and No. 1 spot in the CFP rankings in 2020.

DEMETRICE MARTIN**ASSISTANT COACH, PASSING GAME COORDINATOR/SECONDARY (7th season, Excelsior College '05)****KEY NOTES ON MARTIN**

- Enters his second stint on UCLA's staff after previously serving as the defensive backs coach and assistant head coach from 2012-17.
- His son, Cole, is in the Bruins' defensive back room.
- Named the 2022 Pac-12 Recruiter of the Year by 247Sports during his time at Oregon.
- UCLA made five bowl appearances, including back-to-back wins in the 2013 Sun Bowl and 2014 Alamo Bowl, during Martin's six seasons.
- Owns 26 years of coaching experience, including 18 on the FBS level.
- Most recently served Michigan State for one season in 2024.

- Has molded NFL Draft Picks Christian Gonzalez, Khyree Jackson and Desmond Trufant.

BURL TOLER III**ASSISTANT COACH, PASSING GAME COORDINATOR/WIDE RECEIVERS (1st season, California '05)****KEY NOTES ON TOLER III**

- Spent the previous seven seasons at California, where he worked with UCLA transfer wideout Mikey Matthews for one season in 2024.
- Has 12 years of coaching experience, including 10 at his alma mater.
- Helped the Golden Bear offense produce the nation's 37th-ranked passing offense (258.6 yards per game) last season.
- His star disciple Jeremiah Hunter recorded 144 catches for 2,084 yards and 13 touchdowns across 33 games from 2021-23.

- Father, Burl Toler Sr., was the NFL's first Black official and spent 25 years in that role (1965-89).

MATEEN BHAGHANI (94)

JR – K – 6-1, 175 – San Diego, Calif. (California)

**KEY NOTES ON BHAGHANI**

- One of 30 kickers named to the 2025 Lou Groza Award Watch List
- Went 20-for-24 (83.3%) on FG attempts in his first season at UCLA in 2024
- Led the Big Ten and ranked 11th in FBS last season with 20 FG makes
- Has drilled one game-winning field goal in the final minute (at Hawai'i, Week 1 2024)
- Paced UCLA in scoring in 2024 (80 pts)

- Winner of the Tommy Prothro Award as UCLA's special teams player of the year
- Hit a 57-yard field goal vs. Iowa in Week 9 2024, the second-longest in UCLA history
- Has hit two other 50-yards, both in 2024: 54 yards vs. Oregon, 51 yards vs. USC
- 100.0% career success rate within 29 yards

Bhaghani's Career Kicking Stats (*at California)

Year	FG-FGA	1-19	20-29	30-39	40-49	50+	LG	XP	PTS
2023*	8-9	0-0	3-3	3-4	2-2	0-0	43	29-29	53
2024	20-24	0-0	10-10	4-4	3-5	3-5	57	20-20	80
2025	--	--	--	--	--	--	--	--	--
Totals	28-33	0-0	13-13	7-8	5-7	3-5	57	49-49	133

ISIAH CHISOM (32)

R-SO – LB – 6-1, 235 – Santa Clarita, Calif. (Oregon State)

**KEY NOTES ON CHISOM**

- Led all defenders on UCLA's 2025 roster with 75 total tackles in 2024 (recorded at Oregon State)
- Oregon State's second-leading tackler with 75 stops (30-45-75) last season
- Has recorded two double-digit tackle performances (both in 2024)
- Named to *The Athletic* Freshman All-America Team in 2024

- Recorded a career-high 11 tackles (7-4-11) versus Air Force in 2024
- Has forced one fumble, also coming against Air Force in 2024

Chisom's Career Stats (*at Oregon State)

Year	TT	T-AT	Sacks-Yds	TFL-Yds	INT (TD)
2023*	14	9-5	1.0-1	4.0-9	0 (0)
2024*	75	30-45	0.0-0	5.0-13	0 (0)
2025	--	--	--	--	--
Totals	89	39-50	1.0-1	9.0-22	0 (0)

GARRETT DiGIORGIO (72)

R-SR – OL – 6-7, 320 – Oak Hills, Calif. (Harvard-Westlake)

**KEY NOTES ON DiGIORGIO**

- Leads all Bruins with 38 career starts, all at RT (next closest: DL Jacob Busic with 32)
- Has missed only one game over the last three seasons (Week 1, 2024)
- Three-year starter at right tackle (37 starts over that span)
- In 2023, helped UCLA lead the Pac-12 in rushing yards per game (197.9) with six 200-yard rushing performances

- In 2022, helped UCLA rank sixth in FBS and lead Pac-12 for first time since 1976 with 237.2 rushing yards per game
- Helped produce a 1,000 yard rusher in 2022 (Z. Charbonnet)
- Made first career start in Week 10, 2021 vs. Colorado at RT
- Enjoys mixing music as a DJ on his free time

KWAZI GILMER (3)

SO – WR – 6-2, 190 – Los Angeles, Calif. (Sierra Canyon)

**KEY NOTES ON GILMER**

- Led all pass catchers on UCLA's 2025 roster with 345 receiving yards and two touchdown receptions in 2024
- Led his position group last season with 31 catches as a true freshman
- Recorded a catch in 10 straight games to close the 2024 season, marking the longest streak for a Bruin WR that year
- Posted a career-high 88 receiving yards

and reeled in his first career TD catch last season in Week 8 at Nebraska, earning him UCLA's first-ever Big Ten Freshman of the Week award

- His 48-yard TD catch at Nebraska was the longest scoring play for any UCLA wide receiver in 2024

Gilmer's Career Receiving Stats

Year	Rec	Yds	Yds/Rec	TD	LG
2024	31	345	11.1	2	48
2025	--	--	--	--	--
Totals	31	345	11.1	2	48

HUDSON HABERMEHL (81)

R-SR – TE – 6-7, 245 – Roseville, Calif. (Woodcreek HS)

**KEY NOTES ON HABERMEHL**

- Missed all of 2024 due to injury
- Enters his seventh season at UCLA having played in 30 contests (six starts)
- His five career touchdown receptions lead all Bruins on the 2025 roster
- Has totaled 315 career receiving yards on 24 catches, including five touchdowns
- One of two players on the 2025 roster who were enrolled at UCLA in 2019

- Has recorded a career-high three receptions on three occasions (last: at Stanford in 2023)
- His last TD reception came in UCLA's 2023 LA Bowl win over Boise State
- Has tallied three catches for 40-plus yards, including a career-long 51-yard reception versus Arizona in 2022

Habermehl's Career Receiving Stats (no stats in '19, '20, '21, '24)

Year	Rec	Yds	Yds/Rec	TD	LG
2022	15	167	11.1	2	51
2023	9	148	16.4	3	45
2025	--	--	--	--	--
Totals	26	315	12.1	5	51

NICO IAMALEAVA (9)

R-SO – QB – 6-6, 215 – Long Beach, Calif. (Tennessee)

**KEY NOTES ON IAMALEAVA**

- Named to preseason watch lists for the Maxwell, Walter Camp POTY, Davey O'Brien QBOTY, Johnny Unitas Golden Arm and Polynesian POTY awards
- Led Tennessee to a 10-3 record and College Football Playoff Appearance in 2024
- Owned an 11-3 record as the starting QB over two seasons at Tennessee

- Was the first Tennessee QB to win 10 games as the starter in a single season since 2003 (Casey Clausen), and the first-ever Volunteer freshman to accomplish the feat
- Ranked second in the SEC and 10th in FBS with six 50-plus-yard completions
- 2024 Polynesian College Football Player of the Year Finalist
- His brother, Madden, is also in the UCLA QB room

Iamaleava's Career Passing Stats (*at Tennessee)

Year	Comp	Att	Int	Pct	Yds	TD	LG
2023*	28	44	0	62.2	314	2	28
2024*	213	334	5	63.8	2616	19	86
2025	--	--	--	--	--	--	--
Totals	241	379	5	63.6	2930	21	86

GARY SMITH III (58)

R-SR – DL – 6-2, 340 – Shelbyville, Tenn. (Duke)

**KEY NOTES ON SMITH III**

- Missed all of 2024 due to injury
- Leads all players on UCLA's 2025 roster in career sacks (8.0)
- Helped UCLA put up the second-best rushing defensive in FBS in 2023 with 80.8 yards allowed per game
- Appeared solely as a reserve in his last healthy, full season in 2023 (10 games)
- Recorded a career-high five tackles

against Northwestern while attending Duke in 2021

- UCLA's heaviest defender weighing in at 340 pounds

Smith III's Career Stats (*at Duke; no stats in '24)

Year	TT	T-AT	Sacks-Yds	TFL-Yds	INT (TD)
2020*	9	5-4	0.0-0	0.0-0	0 (0)
2021*	24	8-16	1.0-3	2.5-6	0 (0)
2022	18	9-9	1.0-4	2.5-6	0 (0)
2023	21	8-13	2.0-11	3.0-16	0 (0)
2025	--	--	--	--	--
Totals	72	30-42	4.0-17	8.0-28	0 (0)

JAIVIAN THOMAS (21)

JR – RB – 5-11, 195 – Oakland, Calif. (California)

**KEY NOTES ON THOMAS**

- Led all players on UCLA's 2025 roster with 626 rushing yards in 2024 (recorded at California)
- Led all Golden Bears with 626 rushing yards, seven rushing touchdowns and 6.3 yards per career last season despite starting only three games
- Posted his first career 100-yard rushing performance versus San Diego State in

2024 with 169 yards on 17 carries

- Found the endzone twice for the first time in his career against N.C. State in 2024
- Recorded a career-long 75-yard run versus Syracuse in 2024
- Nickname is "Jet"

Thomas' Career Rushing Stats (*at California)

Year	TC	Net Yds	Avg	TD	LG
2023*	18	110	6.1	1	27
2024*	100	626	7.0	7	75
2025	--	--	--	--	--
Totals	118	736	6.2	8	75

JONJON VAUGHNS (6)

R-SR – LB – 6-1, 225 – Pasadena, Calif. (St. John Bosco HS)

**KEY NOTES ON VAUGHNS**

- Two-sport athlete (baseball)
- Played the first four games of 2024 before redshirting to save an extra year of eligibility and focus solely on football
- All 11 of his career starters came as a redshirt junior in 2022
- Recorded the first two interceptions of his career in 2022 in games against South Alabama and Washington

- Four-year baseball player under UCLA skipper John Savage
- Two-way player on the diamond as an outfielder and relief pitcher
- Hit 19 home runs at the plate and posted a .310 ERA over 20.1 innings on the mound

Vaughns' Career Stats

Year	TT	T-AT	Sacks-Yds	TFL-Yds	INT (TD)
2020	13	8-5	0.0-0	1.0-1	0 (0)
2021	18	12-6	0.0-0	0.5-1	0 (0)
2022	53	28-25	0.0-0	1.0-2	2 (0)
2023	25	15-10	1.0-8	3.5-11	0 (0)
2024	4	1-3	0.0-0	0.5-1	0 (0)
2025	--	--	--	--	--
Totals	113	64-49	1.0-8	6.5-16	2 (0)

UCLA's RETURNING STARTERS

Q/D/ST	Player	Pos.	2024 Starts
O	Garrett DiGiorgio	OL	11
ST	Salem Abdul-Wahab	LS	11
ST	Mateen Bhaghani	K	11
D	Devin Aupiu	DL	8
O	Sam Yoon	OL	8
O	Kwazi Gilmer	WR	7
O	Titus Mokiao-Atimalala	WR	7
D	Siale Taupaki	DL	7
D	Jacob Busic	DL	5
O	Rico Flores Jr.	WR	4
O	Jack Pedersen	TE	4
O	Reuben Unije	OL	4
O	Yutaka Mahe	OL	2
D	Keanu Williams	DL	2
O	Jaylan Jeffers	OL	1
O	Carter Shaw	WR	1
D	Jalen Woods	LB	1

UCLA's STARTERS LOST

Q/D/ST	Player	Pos.	2024 Starts
O	Josh Carlin	OL	12
D	Ramon Henderson	DB	12
O	Spencer Holstege	OL	12
D	Kain Medrano	LB	12
D	Kaylin Moore	DB	12
D	Oluwafemi Oladejo	DL/LB	12
D	Jay Toia	DL	12
D	Bryan Addison	DB	11
O	Ethan Garbers	QB	11
O	T.J. Harden	RB	11
ST	Brody Richter	P	11
D	Carson Schwesinger	LB	10
D	K.J. Wallace	DB	10
D	Jaylin Davies	DB	8
O	Moliki Matavao	TE	8
O	Niki Prongos	OL	8
O	J.Michael Sturdivant	WR	8
O	Logan Loya	WR	5
D	Devin Kirkwood	DB	4
D	Ale Kaho	LB	3
D	Sitiveni Havili-Kaufusi	DL	2
O	Keegan Jones	RB	2
O	Alani Makihele	OL	2
O	Bryce Pierre	TE	2
ST	Chase Barry	P	1
ST	Travis Drosos	LS	1
ST	Blake Glessner	K	1
O	Justyn Martin	QB	1
O	Tavake Tuikolovatu	OL	1

UCLA STARTING ASSIGNMENTS CHART

Pos.	Player	'19	'20	'21	'22	'23	'24	'25	Total	Streak
OL	Garrett DiGiorgio	--	--	1	13	13	11	--	38	11
DL	Jacob Busic	--	0*	12*	12*	3*	5	--	32	0
	P Will Karoll	--	--	--	--	12*	14*	--	26	26#
OL	Tautai L'io Marks	--	0*	0*	11*	12*	3*	--	26	0
RB	Anthony Woods	--	--	--	12*	12*	0*	--	24	0
LB	Ben Perry	--	--	0*	10*	13*	0*	--	23	0
OL	Reuben Unije	--	6*	0*	2*	11*	4	--	23	0
LS	Salem Abdul-Wahab	--	--	--	11*	0	11	--	22	11
	K Mateen Bhaghani	--	--	--	--	10*	11	--	21	11
DB	Bryon Threats	--	--	0*	10*	9*	0*	--	19	0
DB	Scooter Jackson	--	--	--	--	5*	11*	--	16	1#
OL	Courtland Ford	--	1*	8*	3*	2*	0*	--	14	0
QB	Nico Iamaleava	--	--	--	--	1*	13*	--	14	14#
DB	Key Lawrence	--	0*	4*	4*	6*	0*	--	14	0
DL	Gary Smith III	--	0*	9*	4	0	0	--	13	0
RB	Jalen Berger	--	1*	0*	11*	0*	0	--	12	0
LB	JonJon Vaughns	--	1	0	11	0	0	--	12	0
DL	Keanu Williams	--	--	0*	0*	10	2	--	12	0
LB	Isaiah Chisom	--	--	--	--	--	11*	--	11	10#
DB	Jamier Johnson	--	--	0*	1*	0*	10*	--	11	0
WR	Titus Mokiao-Atimalala	--	--	1*	3	0	7	--	11	1
WR	Mikey Matthews	--	--	--	--	6*	4*	--	10	2#
DB	Andre Jordan Jr.	--	--	--	--	0*	9*	--	9	0
DL	Devin Aupiu	--	--	0	0	0	8	--	8	1
OL	Sam Yoon	--	--	--	--	0	8	--	8	8
WR	Kwazi Gilmer	--	--	--	--	--	7	--	7	5
DL	Siale Taupaki	0	0	0	0	0	7	--	7	2
DL	Nico Davillier	--	--	--	0*	0*	6*	--	6	0
WR	Rico Flores Jr.	--	--	--	--	2*	4	--	6	0
TE	Hudson Habermehl	0	0	0	4	2	0	--	6	0
DL	Anthony Jones	--	--	--	0*	4*	0*	--	4	0
TE	Jack Pedersen	--	--	--	--	0	4	--	4	0
WR	Jaedon Wilson	--	--	0*	0*	4*	0*	--	4	0
OL	K.D. Arnold	--	--	--	--	0*	3*	--	3	0
RB	Jaivian Thomas	--	--	--	--	0*	3*	--	3	0
OL	Yutaka Mahe	--	--	0	0	0	2	--	2	2
OL	Jaylan Jeffers	--	0	0	0	0	1	--	1	0
WR	Carter Shaw	--	--	--	--	--	1	--	1	0
LB	Jalen Woods	--	--	--	0	0	1	--	1	-

* recorded at previous school(s)
streak includes game(s) played at previous school(s)

STARTS BY POSITION (UCLA CAREER/2025)

QB (0/0) - No QBs on the 2025 roster have started a game for UCLA.
RB (0/0) - No RBs on the 2025 roster have started a game for UCLA.
WR (22/0) - Mokiao-Atimalala (10/0), Gilmer (7/0), Flores (4/0), Shaw (1/0)
TE (10/0) - Habermehl (6/0), Pedersen (4/0)
OL (53/0) - DiGiorgio (38/0), Yoon (8/0), Unije (4/0), Mahe (2/0), Jeffers (1/0)
DL (36/0) - Williams (12/0), Aupiu (8/0), Taupaki (7/0), Busic (5/0), Smith III (4/0)
LB (13/0) - Vaughns (12/0), Woods (1/0)
DB (0/0) - No DBs on the 2025 roster have started a game for UCLA.
ST (22/0) - Abdul-Wahab (11/0), Bhaghani (11/0)

GAME-BY-GAME STARTERS - OFFENSE (2024)

Opponent	WR	WR/TE	OT	OG	C	OG	OT	TE/OL	QB	RB	WR
at Hawai'i (8/31/24)	Flores	Mokiao-Atimalala	Unije	Holstege	Carlin	Makihele	Prongos	Matavao	Garbers	Harden	Sturdivant
Indiana (9/14/24)	Flores	Mokiao-Atimalala	Unije	Holstege	Carlin	Makihele	DiGiorgio	Matavao	Garbers	Harden	Loya
at LSU (9/21/24)	Flores	Loya	Unije	Holstege	Carlin	Prongos	DiGiorgio	Matavao	Garbers	Harden	Sturdivant
Oregon (9/28/24)	Flores	Gilmer	Unije	Holstege	Carlin	Prongos	DiGiorgio	Matavao	Garbers	Harden	Sturdivant
at Penn State (10/5/24)	Loya	Pedersen	Prongos	Holstege	Yoon	Carlin	DiGiorgio	Matavao	Martin	Harden	Sturdivant
Minnesota (10/12/24)	Gilmer	Pedersen	Prongos	Holstege	Yoon	Carlin	DiGiorgio	Tuikolovatu	Garbers	Harden	Shaw
at Rutgers (10/19/24)	Mokiao-Atimalala	Jones	Prongos	Holstege	Yoon	Carlin	DiGiorgio	Pierre	Garbers	Harden	Sturdivant
at Nebraska (11/2/24)	Mokiao-Atimalala	Gilmer	Prongos	Holstege	Yoon	Carlin	DiGiorgio	Pedersen	Garbers	Harden	Sturdivant
Iowa (11/8/24)	Mokiao-Atimalala	Loya	Prongos	Holstege	Yoon	Carlin	DiGiorgio	Pierre	Garbers	Jones	Gilmer
at Washington (11/15/24)	Mokiao-Atimalala	Loya	Jeffers	Holstege	Yoon	Carlin	DiGiorgio	Matavao	Garbers	Harden	Gilmer
USC (11/23/24)	Gilmer	Pedersen	Mahe	Holstege	Yoon	Carlin	DiGiorgio	Matavao	Garbers	Harden	Sturdivant
Fresno State (11/30/24)	Gilmer	Mokiao-Atimalala	Mahe	Holstege	Yoon	Carlin	DiGiorgio	Matavao	Garbers	Harden	Sturdivant

GAME-BY-GAME STARTERS - DEFENSE (2024)

Opponent	DE	DL	DL	DE/LB	LB	LB	Nickel/LB	CB	S	S	CB
at Hawai'i (8/31/24)	Busic	Toia	Williams	Aupiu	Oladejo	Medrano	Wallace	Davies	Henderson	Addison	Moore
Indiana (9/14/24)	Busic	Toia	Williams	Aupiu	Oladejo	Medrano	Wallace	Davies	Henderson	Addison	Moore
at LSU (9/21/24)	Oladejo	Toia	Havili Kaufusi	Aupiu	Schwesinger	Medrano	Wallace	Davies	Henderson	Addison	Moore
Oregon (9/28/24)	Oladejo	Toia	Taupaki	Aupiu	Schwesinger	Medrano	Wallace	Davies	Henderson	Addison	Moore
at Penn State (10/5/24)	Oladejo	Toia	Taupaki	Aupiu	Schwesinger	Medrano	Kaho	Davies	Henderson	Addison	Moore
Minnesota (10/12/24)	Oladejo	Toia	Taupaki	Aupiu	Schwesinger	Medrano	Kaho	Davies	Henderson	Addison	Moore
at Rutgers (10/19/24)	Oladejo	Toia	Taupaki	Aupiu	Schwesinger	Medrano	Kaho	Davies	Henderson	Wallace	Moore
at Nebraska (11/2/24)	Oladejo	Toia	Taupaki	Busic	Schwesinger	Medrano	Wallace	Davies	Henderson	Addison	Moore
Iowa (11/8/24)	Oladejo	Toia	Havili Kaufusi	Busic	Schwesinger	Medrano	Wallace	Kirkwood	Henderson	Addison	Moore
at Washington (11/15/24)	Oladejo	Toia	Havili Kaufusi	Busic	Schwesinger	Medrano	Wallace	Kirkwood	Henderson	Addison	Moore
USC (11/23/24)	Oladejo	Toia	Taupaki	Woods	Schwesinger	Medrano	Wallace	Kirkwood	Henderson	Addison	Moore
Fresno State (11/30/24)	Oladejo	Toia	Taupaki	Aupiu	Schwesinger	Medrano	Wallace	Kirkwood	Henderson	Addison	Moore

100-YARD GAMES BY CURRENT UCLA PLAYERS

Rusher	'20	'21	'22	'23	'24	'25	UCLA Career	Total
Jalen Berger	0*	0*	3*	0	0	0	0	3
Jaivian Thomas				0*	1*	0	0	1
Anthony Woods			2*	6*	0*	0	0	8
Receiver	'20	'21	'22	'23	'24	'25	UCLA Career	Total
Rico Flores Jr.				0*	1	0	1	1

* recorded at previous school

UCLA's SINGLE-GAME BESTS (SINCE 2012)

Category	Mark
Rushing Yards	404 vs. NCCU, 2023
Passing Yards	507 at WSU, 2019
Total Yards	692 vs. NMSU, 2013
First Downs	39 vs. NMSU, 2013
Fewest Rushing Yards Allowed	3 at USC, 2023
Fewest Passing Yards Allowed	56 at UNLV, 2015
Fewest First Downs Allowed	9 vs. BGSU, 2022
Fewest Total Yards Allowed	162 vs. BGSU, 2022
Sacks	7.0, last vs. COLO, 2023
Turnovers Forced	6 (4 fumbles, 2 interceptions), last at WSU, 2019
Points (Game)	67 at WSU, 2019
Points (Half)	50 at WSU, 2019 (2H)
Points (Quarter)	35 vs. NCCU, 2023 (1Q)
Margin of Victory	56 vs. ARIZ, 2012 (66-10)
Largest Comeback Win (Road)	32 at WSU, 2019 (17-49 in 3Q)
Largest Comeback Win (Home)	34 vs. TA&M, 2017(10-44 in 3Q)
Largest Halftime Deficit Overcome in Win (Road)	18 at WSU, 2019 (17-35)
Largest Halftime Deficit Overcome in Win (Home)	28 vs. TA&M, 2017 (10-38)
Fewest Points Allowed in Game	0 at ORST, 2015

UCLA TURNOVERS (2024)

Opp.	UCLA Turnovers	Outcome	Pts.
HAW	Ethan Garbers INT	Punt	0
	Ethan Garbers INT	FG	3
IU	Ethan Garbers fumble	TD	7
	Ethan Garbers INT	TD	7
LSU	Ethan Garbers fumble	FG	3
	Ethan Garbers INT	FG	3
ORE	Ethan Garbers INT	TD	7
	Ethan Garbers INT	TD	7
PSU	-	-	-
MINN	Ethan Garbers INT	Punt	0
	Ethan Garbers INT	TD	7
	Ethan Garbers INT	End Game	0
RUT	Ethan Garbers fumble	TD	7
NEB	-	-	-
IOWA	Ethan Garbers INT	TD	7
	Ethan Garbers INT	FG	3
	Ethan Garbers fumble	Punt	0
UW	Ethan Garbers fumble	TD	7
	Jack Pedersen fumble	FG	3
USC	-	-	-
FSU	-	-	-
Totals	17 (11 interceptions, 6 fumbles)		71

UCLA TAKEAWAYS (2024)

Opp.	Opponent Turnovers	Outcome	Pts.
HAW	INT by Ramon Henderson	INT	0
	INT by D.J. Justice	FG	3
	FF C. Schwesinger, FR B. Addison	Game end	0
IND	-	-	-
LSU	-	-	-
ORE	INT by Bryan Addison	TD	7
PSU	-	-	-
MINN	-	-	-
RUT	INT by Bryan Addison	Fumble	0
NEB	INT by Kain Medrano	TD	7
	INT by Kaylin Moore	Game end	0
IOWA	INT by Carson Schwesinger	TD	7
	FF Kain Medrano, FR Kain Medrano	Fumble	0
	INT by Carson Schwesinger	FGA	0
UW	INT by Devin Kirkwood	FG	3
	INT by Kain Medrano	fumble	0
USC	-	-	-
FSU	FF L. Schuermann, FR J. Marshall	FG	3
Totals	13 (10 interceptions, 3 fumbles)		30

UCLA'S RECORD WHEN ...

	2024	2018-present
Record in day games (earlier than 5 p.m. start)	4-3	23-18
Record in night games (5 p.m. or later start)	1-4	17-23
Record in home games	2-4	22-22
Record in road games	3-3	17-18
Record in August	1-0	2-1
Record in September	0-3	11-12
Record in October	1-2	12-10
Record in November	3-2	13-15
Record in December	0-0	2-3
Record following wins*	1-1	18-13
Record following losses*	2-5	13-19
Record following byes	1-1	3-5
Record on natural surfaces	2-6	31-29
Record on artificial surfaces	3-1	9-12
Record against conference teams	3-6	29-32
Record in conference home games	1-4	14-17
Record in conference road games	2-2	15-15
Record in non-conference home games	1-0	8-5
Record in non-conference road games	1-1	2-3
Record in non-conference neutral games	0-0	1-1
Record against AP Top 25 teams (home)	0-1	5-7
Record against AP Top 25 teams (road)	0-2	1-8
Record against AP Top 25 teams (neutral)	0-0	0-0
The game is decided by 1-3 points	2-0	4-8
The game is decided by 1-7 points	3-2	10-16
Turnovers are the same	3-3	14-13
UCLA commits more turnovers	0-4	4-24
UCLA commits fewer turnovers	2-0	22-4
UCLA scores first	3-2	22-15
OPP scores first	2-5	18-26
UCLA leads at halftime	3-1	31-6
UCLA trails at halftime	2-5	9-34
Tied at halftime	0-1	0-1
UCLA leads after third quarter	4-1	34-4
UCLA trails after third quarter	1-6	5-35
Tied after third quarter	0-0	1-2
Record in overtime games	0-0	0-1
UCLA scores fewer than 20 points	1-7	1-21
UCLA scores between 20-29 points	3-0	8-8
UCLA scores between 30-39 points	1-0	16-8
UCLA scores 40+ points	0-0	14-4
UCLA scores touchdown(s) on defense	1-1	3-5
UCLA scores touchdown(s) on special teams	0-0	4-1

	2024	2018-present
UCLA totals fewer than 100 rushing yards	3-6	3-13
UCLA totals 100-199 rushing yards	1-1	9-21
UCLA totals 200-299 rushing yards	1-0	22-7
UCLA totals 300+ rushing yards	0-0	6-0
UCLA totals fewer than 200 passing yards	0-3	15-14
UCLA totals 200-299 passing yards	4-4	19-18
UCLA totals 300-399 passing yards	1-0	5-8
UCLA totals 400+ passing yards	0-0	1-1
UCLA totals fewer than 300 total offense yards	0-4	0-12
UCLA totals 300-399 total offense yards	3-3	8-10
UCLA totals 400-499 total offense yards	2-0	19-15
UCLA totals 500+ total offense yards	0-0	13-4
UCLA records zero turnovers	2-2	14-6
UCLA records 1-3 turnovers	3-5	25-27
UCLA records 4+ turnovers	0-0	1-8
UCLA records zero takeaways	0-5	2-15
UCLA records 1-2 takeaways	3-2	28-23
UCLA records 3+ takeaways	2-0	10-3
UCLA finishes above 30:00 possession time	3-4	20-15
UCLA finishes below 30:00 possession time	2-3	20-26
UCLA has a 100-yard rusher	1-0	25-13
UCLA does not have a 100-yard rusher	4-7	15-28
UCLA has a 100-yard rusher and receiver	0-0	6-3
UCLA has more plays from scrimmage	3-3	21-19
UCLA has fewer plays from scrimmage	2-4	17-22
Plays from scrimmage are the same	0-0	2-0
OPP has a 100-yard rusher	1-1	7-16
OPP totals fewer than 100 rushing yards	3-3	23-7
OPP totals 100-199 rushing yards	2-4	15-23
OPP totals 200+ rushing yards	0-0	2-10
OPP totals fewer than 100 passing yards	0-0	0-0
OPP totals 100-199 passing yards	1-2	13-9
OPP total 200-299 passing yards	4-3	20-16
OPP totals 300+ passing yards	0-2	7-15
OPP totals fewer than 200 total offense yards	0-0	3-0
OPP totals 200-299 total offense yards	3-1	13-3
OPP totals 300-399 total offense yards	1-3	15-6
OPP totals 400+ total offense yards	1-3	9-32

*win or loss came in previous calendar week

UCLA'S GAME-BY-GAME TEAM STATS (2024)

UCLA Offense						UCLA Defense		
OPPONENT	Score	W/L	Rushing	Passing	Total Offense	Rushing	Passing	Total Offense
			TC-Yds-TD-LG	PC-PA-Int-Yds-TD-LG	Plays-Yds-TD	TC-Yds-TD-LG	PC-PA-Int-Yds-TD-LG	Plays-Yds-TD
at Hawai'i (8/31/24)	16-13	W	20-71-0-16	19-38-2-272-1-53	58-343-1	28-51-0-19	25-42-2-227-1-23	70-278-1
Indiana (9/14/24)	13-42	L	26-96-1-20	15-24-1-142-0-24	50-238-1	29-123-2-14	25-33-0-307-4-33	62-430-6
at LSU (9/21/24)	17-34	L	22-14-0-17	22-36-1-281-2-32	58-295-2	28-102-1-23	32-44-0-352-3-45	72-454-4
Oregon (9/28/24)	13-34	L	24-47-0-21	13-24-2-125-0-23	48-172-0	36-153-1-16	31-42-1-280-3-52	78-433-3
at Penn State (10/5/24)	11-27	L	29-93-0-22	22-30-0-167-1-53	59-260-1	30-85-2-11	17-24-0-237-1-57	54-322-3
Minnesota (10/12/24)	17-21	L	26-36-1-10	25-36-3-293-1-42	62-329-2	24-41-1-12	26-37-0-193-2-27	61-234-3
at Rutgers (10/19/24)	35-32	W	31-95-1-49	32-38-0-383-4-67	69-478-5	29-135-4-30	18-30-1-287-0-59	59-422-4
at Nebraska (11/2/24)	27-20	W	30-139-0-57	17-25-0-219-2-48	55-358-2	38-113-2-14	16-34-2-209-1-40	72-322-3
Iowa (11/8/24)	20-17	W	39-211-0-29	21-34-2-203-2-29	73-414-2	31-80-2-15	9-15-2-185-0-59	46-265-2
at Washington (11/15/24)	19-31	L	33-52-0-15	27-44-0-267-2-27	77-319-2	30-123-2-16	20-29-2-182-2-32	59-305-4
USC (11/23/24)	13-19	L	26-111-0-40	20-29-0-265-1-45	55-376-1	29-86-0-21	20-36-0-260-1-64	65-346-1
Fresno State (11/30/24)	20-13	W	32-74-1-9	26-40-0-289-1-35	72-363-2	13-62-0-24	30-45-0-219-1-38	58-281-1

TOUCHDOWN DRIVES (2024)

UCLA					
Qtr.	Opp.	Scoring Play	Plays	Yds.	TOP
3	HAW	Flores 39-yard pass from Garbers	8	96	4:36
2	IU	Harden 1-yard rush	9	78	3:34
1	LSU	Pedersen 20-yard pass from Garbers	8	75	4:09
2	LSU	Loya 11-yard pass from Garbers	11	75	3:43
	ORE	-			
4	PSU	Loya 1-yard pass from Martin	16	73	7:56
1	MINN	Jones 1-yard rush	10	59	5:14
4	MINN	Sturdivant 42-yard pass from Garbers	9	89	5:44
1	RUTG	Loya 5-yard pass from Garbers	11	75	5:57
2	RUTG	Garbers 49-yard rush	10	91	6:34
2	RUTG	Harden 22-yard pass from Garbers	7	75	0:46
3	RUTG	Jones 67-yard pass from Garbers	2	75	0:48
4	RUTG	Berger 9-yard pass from Garbers	10	70	5:20
2	NEB	Berger 10-yard pass from Garbers	11	85	6:37
3	NEB	Gilmer 48-yard pass from Garbers	3	58	1:42
2	IOWA	Mokaio-Atimalala 2-yard pass from Garbers	6	45	3:23
2	IOWA	Loya 29-yard pass from Garbers	5	56	0:56
2	WASH	Gilmer 1-yard pass from Garbers	10	65	2:52
4	WASH	Matavao 2-yard pass from Garbers	12	80	1:41
3	USC	Matavao 10-yard pass from Garbers	7	54	4:51
3	FRES	Harden 5-yard rush	4	56	1:56
4	FRES	Sturdivant 2-yard pass from Garbers	15	78	6:14

OPPONENTS

Qtr.	Opp.	Scoring Play	Plays	Yds.	TOP
1	HAW	Ashlock 19-yard pass from Schager	9	73	5:34
1	IU	Cross 3-yard pass from Rourke	12	75	6:29
1	IU	Williams 14-yard pass from Rourke	3	17	0:53
2	IU	Ellison 1-yard rush	12	90	5:29
3	IU	Williams 3-yard pass from Rourke	9	87	4:36
4	IU	Cooper 23-yard pass from Rourke	10	75	5:45
4	IU	Green 14-yard rush	4	40	1:36
1	LSU	Thomas 5-yard pass from Nussmeier	6	75	2:41
2	LSU	Parker 45-yard pass from Nussmeier	4	75	1:20
3	LSU	Williams 2-yard rush	14	96	6:33
4	LSU	Durham 35-yard pass from Nussmeier	11	92	5:15
1	ORE	Holden 12-yard pass from Gabriel	12	75	5:22
2	ORE	James 2-yard rush	6	23	2:25
2	ORE	Johnson 52-yard pass from Gabriel	3	65	0:49
4	ORE	Johnson 12-yard pass from Gabriel	11	61	5:23
2	PSU	Allar 1-yard rush	16	82	8:36
2	PSU	Warren 5-yard pass from Allar	8	75	2:31
3	PSU	Allen 1-yard rush	5	58	2:26
3	MINN	Spencer 12-yard pass from Brosmer	5	46	2:41
3	MINN	Taylor 2-yard rush	6	38	2:29
4	MINN	Taylor 4-yard pass from Brosmer	8	61	1:53
1	RUTG	Kaliakmanis 1-yard rush	8	75	4:20
3	RUTG	Monangai 6-yard rush	5	75	2:15
4	RUTG	Monangai 5-yard rush	6	75	1:38
4	RUTG	Monangai 1-yard rush	8	58	2:11
2	NEB	Dowdell 4-yard rush	9	75	3:45
2	NEB	Neyor 8-yard pass from Raiola	7	75	2:58
4	NEB	Dowdell 1-yard rush	13	53	6:01
1	IOWA	Johnson 2-yard rush	3	41	1:46
4	IOWA	Moulton 1-yard rush	13	61	7:35
1	WASH	Coleman 15-yard rush	3	36	1:23
2	WASH	Latu 8-yard pass from Rogers	9	69	3:24
4	WASH	DeGraaf 1-yard pass from Williams Jr.	8	74	5:14
4	WASH	Coleman 2-yard rush	4	23	1:42
4	USC	Lane 4-yard pass from Maiava	3	49	1:21
2	FRES	Sharpe 7-yard pass from Keene	14	77	5:17

UCLA TOUCHDOWN DRIVE CHART (2024)

Longest ...		
Longest (plays): 16 at Penn State		
Longest (yards): 96 at Hawai'i		
Time of possession: 7:56 at Penn State		
Long scoring run: 49 yards by Garbers at Rutgers		
Long scoring pass: 67 yards by Garbers to K. Jones at Rutgers		
Touchdown Drive Breakdown		
0-9 yards: 0	50-59 yards: 5	First quarter: 3
10-19 yards: 0	60-69 yards: 1	Second quarter: 8
20-29 yards: 0	70-79 yards: 9	Third quarter: 5
30-39 yards: 0	80-89 yards: 3	Fourth quarter: 5
40-49 yards: 1	90-99 yards: 2	Overtime: 0
Most Points ...		
Most points in a quarter: 17 (Q2 vs. Iowa)		
Most points in first half: 21 at Rutgers		
Most points in second half: 16 at Hawai'i		

OPPONENT TOUCHDOWN DRIVE CHART (2024)

Longest ...		
Longest (plays): 16 (at Penn State)		
Longest (yards): 96 (at LSU)		
Time of possession: 8:36 (at Penn State)		
Long scoring run: 14 yards by Green (vs. Indiana)		
Long scoring pass: 52 yards by Gabriel to Johnson (Oregon)		
Touchdown Drive Breakdown		
0-9 yards: 0	50-59 yards: 3	First quarter: 8
10-19 yards: 1	60-69 yards: 5	Second quarter: 9
20-29 yards: 2	70-79 yards: 14	Third quarter: 7
30-39 yards: 2	80-89 yards: 2	Fourth quarter: 12
40-49 yards: 4	90-99 yards: 3	Overtime: 0
Most Points ...		
Most points in a quarter: 21 in Q2 (Oregon)		
Most points in first half: 28 (Oregon)		
Most points in second half: 22 (at Rutgers)		

UCLA IN THE RED ZONE (2024)

OPP	UCLA RZ Scores	ATT	PTS	Failed
HAW	3 (3 FG)	4	9	INT
IU	3 (1 TD rush, 2 FG)	3	13	-
LSU	2 (2 TD pass)	2	14	-
ORE	1 (FG)	1	3	-
PSU	2 (FG, TD pass)	3	11	Downs
MINN	2 (TD rush, FG)	2	10	-
RUTG	2 (2 TD pass)	2	14	-
NEB	3 (TD pass, 2 FG)	3	13	-
IOWA	2 (TD pass, FG)	5	10	2 INT, Fumble
WASH	4 (2 FG, 2 TD pass)	5	19	Fumble
USC	2 (FG, TD pass)	2	10	-
FRES	4 (2 FG, TD rush, TD pass)	5	20	Downs
Totals	30 (11 TD pass, 3 TD rush, 16 FG)	37	146	

UCLA OPPONENTS IN THE RED ZONE (2024)

OPP	OPP RZ Scores	ATT	PTS	Failed
HAW	3 (1 TD pass, 2 FG)	3	13	-
IU	5 (3 TD pass, 2 TD rushes)	5	35	-
LSU	4 (TD pass, TD rush, 2 FG)	4	20	-
ORE	3 (2 TD pass, TD rush)	5	20	INT, End 4Q
PSU	4 (2 TD rush, TD pass, FG)	4	24	-
MINN	3 (2 TD pass, TD rush)	3	21	-
RUTG	5 (4 TD rush, FG)	5	32	-
NEB	3 (2 TD rush, 1 TD pass)	4	20	Downs
IOWA	3 (2 TD rush, FG)	3	17	-
WASH	4 (2 TD pass, 2 TD run)	4	28	-
USC	5 (4 FG, TD pass)	5	19	-
FRES	1 (TD pass)	1	7	-
Totals	43 (17 TD rush, 15 TD pass, 11 FG)	46	256	

UCLA FIRST DRIVES (2024)

Game	Possession	Result	W/L
Hawai'i	4 plays, 16 yards, 1:43	Punt	W
Indiana	1 play, 2 yards, 0:05	Fumble	L
LSU	8 plays, 75 yards, 4:09	TD pass	L
Oregon	12 plays, 66 yards, 7:04	FG	L
Penn State	11 plays, 46 yards, 6:21	Downs	L
Minnesota	10 plays, 59 yards, 5:14	TD run	L
Rutgers	11 plays, 75 yards, 5:57	TD pass	W
Nebraska	14 plays, 68 yards, 8:00	FG	W
Iowa	3 plays, -4 yards, 1:30	INT	W
Washington	3 plays, 1 yards, 1:35	Punt	L
USC	7 plays, 42 yards, 3:28	FG	L
Fresno State	7 plays, 30 yards, 5:03	Punt	W

UCLA OPPONENT FIRST DRIVES (2024)

Game	Possession	Result	W/L
Hawai'i	9 plays, 73 yards, 5:34	TD pass	L
Indiana	12 plays, 75 yards, 6:29	TD pass	W
LSU	6 plays, 75 yards, 2:41	TD pass	W
Oregon	12 plays, 75 yards, 5:22	TD pass	W
Penn State	3 plays, 8 yards, 1:28	Punt	W
Minnesota	3 plays, -1 yards, 0:57	Punt	W
Rutgers	8 plays, 75 yards, 4:20	TD rush	L
Nebraska	3 plays, 2 yards, 1:31	Punt	L
Iowa	3 plays, 41 yards, 1:46	TD rush	L
Washington	3 plays, 8 yards, 1:27	Punt	W
USC	4 plays, 16 yards, 1:37	Punt	W
Fresno State	4 plays, 21 yards, 1:41	Punt	L

UCLA's 20-YARD PLAYS (2024)

Yds.	Type	Player(s)	Opp.
27	Pass	Shaw from Garbers	HAW (5)
21	Pass	Mokiao-Atimalala from Garbers	
39*	Pass	Flores from Garbers	
53	Pass	Flores from Garbers	
20	Pass	Matavao from Garbers	
22	KOR	Jones	IU (4)
22	Pass	Flores from Garbers	
20	Rush	Garbers	
24	Pass	Harden from Garbers	
28	Pass	Jones from Garbers	LSU (5)
20*	Pass	Pedersen from Garbers	
29	Pass	Gilmer from Garbers	
32	Pass	Gilmer from Garbers	
23	Pass	Sturdivant from Garbers	
21	Pass	Matavao from Garbers	ORE (5)
96*	IR	Addison	
21	Rush	Harden	
23	Pass	Pedersen from Garbers	
24	KOR	Jones	
53	Pass	Harden from Martin	PSU (3)
22	Rush	Jones	
24	KOR	Jones	
22	Pass	Sturdivant from Garbers	MINN (4)
32	Pass	Harden from Garbers	
21	KOR	Jones	
42*	Pass	Sturdivant from Garbers	
49*	Rush	Garbers	RUTG (6)
20	Pass	Matavao from Garbers	
22*	Pass	Harden from Garbers	
67*	Pass	K. Jones from Garbers	
20	Pass	Matavao from Garbers	
25	Pass	Matavao from Garbers	

UCLA OPPONENT 20-YARD PLAYS (2024)

Hawai'i (1) - 23 pass
Indiana (4) - 23 pass, 24 pass, 33 pass, 23 pass*
LSU (7) - 23 run, 21 pass, 45 pass*, 23 pass, 33 pass, 35 pass*, 20 pass
Oregon (3) - 26 KOR, 52 pass*, 38 pass
Penn State (5) - 27 KOR, 26 pass, 24 pass, 25 pass, 57 pass
Minnesota (2) - 21 KOR, 27 pass
Rutgers (4) - 42 pass, 24 pass, 30 rush, 59 pass
Nebraska (3) - 40 pass, 27 pass, 37 pass
Iowa (3) - 32 pass, 59 pass, 30 pass
Washington (2) - 25 KOR, 32 pass
USC (6) - 64 pass, 21 rush, 26 pass, 31 KOR, 42 KOR, 39 pass
Fresno State (4) - 20 rush, 24 rush, 38 pass, 21 pass

* indicates scoring play

Yds.	Type	Player(s)	Opp.
25	Pass	Gilmer from Garbers	NEB (4)
57	Rush	Garbers	
38*	IR	Medrano	
48*	Pass	Gilmer from Garbers	
22	Pass	Matavao from Garbers	
23	Pass	Loya from Garbers	IOWA (4)
29	Rush	Harden	
29*	Pass	Loya from Garbers	
20	Pass	Gilmer from Garbers	
20	Pass	Mokiao-Atimalala from Garbers	WASH (4)
27	Pass	Matavao from Garbers	
21	Pass	Mokiao-Atimalala from Garbers	
25	Pass	Harden from Garbers	
40	Rush	Harden	USC (8)
30	KOR	Jones	
26	Rush	Harden	
29	Pass	Gilmer from Garbers	
29	Pass	Sturdivant from Garbers	
23	Pass	Harden from Garbers	
45	Pass	Sturdivant from Garbers	
25	Pass	Sturdivant from Garbers	
34	KOR	Jones	FRES (5)
26	Pass	Matavao from Garbers	
28	Pass	Mokiao-Atimalala from Garbers	
35	Pass	Matavao from Garbers	
21	Pass	Loya from Garbers	

* indicates scoring play

20-YARD PLAYS BY BRUINS (2024)

Player	No.	TD	Rush	Pass	KOR	PR	IR	FR
T.J. Harden	10	1	4	6	0	0	0	0
Moliki Matavao	10	0	0	10	0	0	0	0
Keegan Jones	9	1	1	2	6	0	0	0
Kwazi Gilmer	6	1	0	6	0	0	0	0
J.Michael Sturdivant	5	0	0	5	0	0	0	0
Ethan Garbers	3	1	3	0	0	0	0	0
Rico Flores Jr.	3	1	0	3	0	0	0	0
Logan Loya	3	1	0	3	0	0	0	0
Titus Mokiao-Atimalala	3	0	0	3	0	0	0	0
Jack Pedersen	2	1	0	2	0	0	0	0
Bryan Addison	1	1	0	0	0	0	1	0
Kain Medrano	1	1	0	0	0	0	1	0
Carter Shaw	1	0	0	1	0	0	0	0
Totals	57	9	8	41	6	0	2	0

OFFENSE CAREER HIGHS

0 JALEN BERGER

Carries:	21 vs. Indiana, 2022
Rushing Yards:	120 vs. Western Michigan, 2022
Rushing TDs:	3 vs. Akron, 2022
Rushing Long:	50 vs. Western Michigan, 2022
Receptions:	4 vs. Central Michigan, 2023
Receiving Yards:	38 at Washington, 2022
Receiving TDs:	1, last at Nebraska, 2024
Receiving Long:	32 at Washington, 2022

15 PIERCE CLARKSON

Carries:	3 at Kentucky, 2024
Rushing Yards:	14 at Kentucky, 2024
Rushing Long:	9 at Kentucky, 2024
Completions:	3 vs. Austin Peay, 2024
Passing Attempts:	4 vs. Austin Peay, 2024
Passing Yards:	11 vs. Austin Peay, 2024
Passing Long:	7 vs. Austin Peay, 2024
Total Offense:	14 at Kentucky, 2024

1 RICO FLORES JR.

Receptions:	8 vs. Wake Forest, 2023
Receiving Yards:	102, last at Hawai'i, 2024
Receiving TDs:	1, last at Hawai'i, 2024
Receiving Long:	60 vs. Pittsburgh, 2023

22 ANTHONY FRIAS II

Carries:	13 vs. Fresno State, 2024
Rushing Yards:	43 vs. Fresno State, 2024
Rushing Long:	8, last vs. Fresno State, 2024
Receptions:	2 vs. Fresno State, 2024
Receiving Yards:	18 vs. Fresno State, 2024
Receiving Long:	14 vs. Fresno State, 2024

3 KWAZI GILMER

Receptions:	6 vs. Fresno State, 2024
Receiving Yards:	88 at Nebraska, 2024
Receiving TDs:	1, last at Washington, 2024
Receiving Long:	48 at Nebraska, 2024

DEFENSE CAREER HIGHS

44 DEVIN AUPIU

Tackles:	3, last at Nebraska, 2024
Tackles for Loss:	2.0 at Nebraska, 2024
Sacks:	1.0 vs. USC, 2024

52 KECHAUN BENNETT

Tackles:	2 vs. Indiana, 2023
Tackles for Loss:	1.0 vs. Bowling Green, 2023

88 GRANT BUCKEY

Tackles:	1 vs. N.C. Central, 2023
----------	--------------------------

97 JACOB BUSIC

Tackles:	6, last at Air Force, 2022
Tackles for Loss:	2.0 vs. Delaware, 2022
Sacks:	2.0 vs. Delaware, 2022

32 ISAIAH CHISOM

Tackles:	11 at Air Force, 2024
Tackles for Loss:	3.0 vs. Notre Dame, 2023
Sacks:	1.0 vs. Stanford, 2023

1 KANYE CLARK

Tackles:	2 vs. Boise State, 2023
Tackles for Loss:	1.0 vs. N.C. Central, 2023

11 NICO DAVILLIER

Tackles:	5 at Mississippi State, 2024
Tackles for Loss:	2.0 at Ole Miss, 2024
Sacks:	1.0, last at Auburn, 2024

95 JALEN HARGROVE

Tackles:	1 vs. Texas Southern, 2024
----------	----------------------------

55 A.J. FUIMAONO

Tackles:	2 vs. N.C. Central, 2023
----------	--------------------------

28 SCOOTER JACKSON

Tackles:	6, last vs. Abilene Christian, 2024
Tackles for Loss:	1.0 vs. Austin Peay, 2024
Interceptions:	1 vs. Central Arkansas, 2024

81 HUDSON HABERMEHL

Receptions:	3, last at Stanford, 2023
Receiving Yards:	64, last vs. Arizona, 2022
Receiving TDs:	2 at USC, 2023
Receiving Long:	51 vs. Arizona, 2022

9 NICO IAMALEAVA

Carries:	20 at Ohio State, 2024
Rushing Yards:	65 vs. N.C. State, 2024
Rushing TDs:	2 at Ohio State, 2024
Rushing Long:	31 vs. N.C. State, 2024
Completions:	28 vs. Kentucky, 2024
Passing Attempts:	38 vs. Kentucky, 2024
Passing Yards:	314 vs. Chattanooga, 2024
TD Passes:	4, last at Vanderbilt, 2024
Passing Long:	86 at Vanderbilt, 2024
Total Offense:	320 vs. Chattanooga, 2024
Interceptions:	2 vs. N.C. State, 2024

32 TROY LEIGBER

Carries:	1 vs. N.C. Central, 2023
Rushing Yards:	9 vs. N.C. Central, 2023
Rushing Long:	9 vs. N.C. Central, 2023

7 MIKEY MATTHEWS

Receptions:	7 vs. California, 2023
Receiving Yards:	63 at Wake Forest, 2024
Receiving TDs:	1 at Wake Forest, 2024
Receiving Long:	46 at Florida State, 2024

2 TITUS MOKIAO-ATIMALALA

Receptions:	6 vs. USC, 2024
Receiving Yards:	89 vs. Pittsburgh, 2022
Receiving TDs:	1, last vs. Iowa, 2024
Receiving Long:	49 vs. Pittsburgh, 2022

28 JACK PEDERSEN

Receptions:	3 at Washington, 2024
Receiving Yards:	37 at Washington, 2024
Receiving TDs:	1 at LSU, 2024
Receiving Long:	23 vs. Oregon, 2024

19 JAMIER JOHNSON

Tackles:	6 at Northwestern, 2024
Interceptions:	1 vs. Nebraska, 2024

15 ANTHONY JONES

Tackles:	5, last vs. Rutgers, 2024
Tackles for Loss:	1.0, last vs. Iowa, 2024
Sacks:	1.0, last at Boston College, 2024

2 ANDRE JORDAN JR.

Tackles:	7 vs. UNLV, 2024
Tackles for Loss:	2.0 vs. Colorado State, 2024

4 KEY LAWRENCE

Tackles:	9, last at Texas Tech, 2023
Tackles for Loss:	2.0, last at Kansas, 2023
Sacks:	1.0 vs. Iowa State, 2021
Interceptions:	1, last at Cincinnati, 2023

18 JADYN MARSHALL

Tackles:	1, last at Washington, 2024
----------	-----------------------------

21 COLE MARTIN

Tackles:	5 at Arizona State, 2023
Interceptions:	1 at Arizona State, 2023

47 WYATT MOSIER

Tackles:	1, last vs. Iowa, 2024
----------	------------------------

0 DONAVYN PELLOT

Tackles:	3 vs. N.C. Central, 2023
Tackles for Loss:	1.0 vs. N.C. Central, 2023
Sacks:	1.0 vs. N.C. Central, 2023

10 BEN PERRY

Tackles:	9 vs. Kentucky, 2023
Tackles for Loss:	3.0 vs. Kentucky, 2023
Sacks:	1.0, last vs. Miami (FL), 2024

18 RODRICK PLEASANT

Tackles:	2 at Utah, 2023
Tackles for Loss:	0.5 at Purdue, 2024

88 JAKE RENDA

Receptions:	2 vs. Wofford, 2023
Receiving Yards:	14 vs. Wofford, 2023
Receiving Long:	12 vs. Wofford, 2023

14 CARTER SHAW

Receptions:	1 at Hawai'i, 2024
Receiving Yards:	27 at Hawai'i, 2024
Receiving Long:	27 at Hawai'i, 2024

21 JAIVIAN THOMAS

Carries:	17, last at Pittsburgh, 2024
Rushing Yards:	169 vs. San Diego State, 2024
Rushing TDs:	2 vs. N.C. State, 2024
Rushing Long:	75 vs. Syracuse, 2024
Receptions:	2, last vs. UNLV, 2024
Receiving Yards:	56 vs. Miami (FL), 2024
Receiving TDs:	1 vs. USC, 2023
Receiving Long:	56 vs. Miami (FL), 2024

6 ANTHONY WOODS

Carries:	24 vs. Sacramento State, 2023
Rushing Yards:	211 vs. Eastern Washington, 2023
Rushing TDs:	5 vs. Eastern Washington, 2023
Rushing Long:	93 vs. Lamar, 2023
Receptions:	4 vs. Idaho State, 2023
Receiving Yards:	28 vs. Montana State, 2023
Receiving TDs:	1 vs. Idaho State, 2023
Receiving Long:	13 vs. Idaho State, 2023

54 ASHTON SANDERS

Tackles:	1, last vs. Temple, 2024
Tackles for Loss:	0.5, last vs. Temple, 2024
Sacks:	0.5 vs. Temple, 2024

58 GARY SMITH III

Tackles:	5 vs. Northwestern, 2021
Tackles for Loss:	2.0 vs. Colorado, 2023
Sacks:	1.0, last vs. Colorado, 2023

3 ROBERT STAFFORD III

Tackles:	2, last at Louisville, 2024
----------	-----------------------------

22 CROIX STEWART

Tackles:	5 vs. Indiana, 2024
----------	---------------------

92 SIALE TAUPAKI

Tackles:	6 vs. Oregon, 2024
Tackles for Loss:	1.0 vs. Minnesota, 2024
Sacks:	1.0 vs. Minnesota, 2024

23 BRYON THREATS

Tackles:	9, last at Oklahoma State, 2023
Tackles for Loss:	1.0, last vs. Sam Houston, 2024
Sacks:	1.0, last vs. Miami (OH), 2023
Interceptions:	1, last vs. Miami (OH), 2023

6 JONJON VAUGHNS

Tackles:	7, last at Colorado, 2022
Tackles for Loss:	2.0 at USC, 2023
Sacks:	1.0 at USC, 2023
Interceptions:	1, last vs. Washington, 2022

29 MARQUISE VILLAHERMOSA

Tackles:	2 vs. N.C. Central, 2023
----------	--------------------------

7 AARON WILLIAMS

Tackles:	1 at Boston College, 2024
----------	---------------------------

99 KEANU WILLIAMS

Tackles:	4 at Utah, 2023
Tackles for Loss:	1.0 at Hawai'i, 2024
Sacks:	1.0 at Hawai'i, 2024

KICKING CAREER HIGHS

94 MATEEN BHAGHANI	
FGs Made in Game:	4 at UCLA, 2023
FG Attempts in Game:	4 at UCLA, 2023
FG Long:	57 vs. Iowa, 2024
PATs Made in Game:	6 vs. Wazzu, 2023
PATs Attempted in Game:	6 vs. Wazzu, 2023

35 CASH PETERMAN	
PATs Made in Game:	1 vs. Utah Tech, 2022
PATs Attempted in Game:	1 vs. Utah Tech, 2022

KICKOFF CAREER HIGHS

94 MATEEN BHAGHANI	
Kickoffs in Game:	6, last at Nebraska, 2024
Touchbacks:	5 at Nebraska, 2024

35 CASH PETERMAN	
Kickoffs in Game:	5 at Stanford, 2022
Touchbacks:	1, last at Stanford, 2022

PUNTING CAREER HIGHS

49 WILL KAROLL	
Punts in Game:	8 vs. SMU, 2023
Punt Long:	78 yards at Oklahoma, 2024
50+ Yard Punts:	4 vs. SMU, 2023

KICKOFF-RETURN CAREER HIGHS

81 HUDSON HABERMEHL	
Returns in Game:	1 vs. USC, 2022
Yards in Game:	11 vs. USC, 2022
Return Long:	11 vs. USC, 2022

7 MIKEY MATTHEWS	
Returns in Game:	4 at USC, 2023
Yards in Game:	103 at USC, 2023
Return Long:	53 at USC, 2023

18 JADYN MARSHALL	
Returns in Game:	2 vs. Pittsburgh, 2022
Yards in Game:	26 vs. Pittsburgh, 2022
Return Long:	25 at California, 2022

2 TITUS MOKIAO-ATIMALALA	
Returns in Game:	2 vs. Arizona, 2022
Yards in Game:	46 vs. Arizona, 2022
Return Long:	37 at Navy, 2021

6 JONJON VAUGHNS	
Returns in Game:	1, last vs. California, 2023
Yards in Game:	20 at USC, 2021
Return Long:	20 at USC, 2021

PUNT-RETURN CAREER HIGHS

7 MIKEY MATTHEWS	
Returns in Game:	5 vs. UCLA, 2023
Yards in Game:	20 vs. Arizona State, 2023
Return Long:	14 vs. UC Davis, 2024

GAME-BY-GAME PASSING (2024)

Opponent	GARBERS	MARTIN
	PC-PA-Int-Yds-TD	PC-PA-Int-Yds-TD
at Hawai'i	19-38-2-272-1	DNP
Indiana	14-23-1-137-0	1-1-0-5-0
at LSU	22-36-1-281-2	DNP
Oregon	12-20-2-118-0	1-4-0-7-0
at Penn State	DNP	22-30-0-167-1
Minnesota	25-36-3-293-1	DNP
at Rutgers	32-38-0-383-4	DNP
at Nebraska	17-25-0-219-2	DNP
Iowa	21-34-2-203-2	DNP
at Washington	27-44-0-267-2	DNP
USC	20-29-0-265-1	DNP
Fresno State	26-40-0-289-1	DNP

GAME-BY-GAME RUSHING (2024)

Opponent	BERGER	FRIAS	GARBERS	GILMER	HARDEN	K. JONES	MARTIN	MOKIAO-ATIMALALA	STURDIVANT
	TC-Yds-TD	TC-Yds-TD	TC-Yds-TD	TC-Yds-TD	TC-Yds-TD	TC-Yds-TD	TC-Yds-TD	TC-Yds-TD	TC-Yds-TD
at Hawai'i	DNP	1-2-0	7-47-0	0-0-0	9-9-0	3-13-0	DNP	0-0-0	0-0-0
Indiana	3-13-0	DNP	7-21-0	0-0-0	12-48-1	3-12-0	0-0-0	1-2-0	0-0-0
at LSU	3-19-0	0-0-0	8-(-51)-0	0-0-0	7-15-0	3-22-0	DNP	DNP	0-0-0
Oregon	2-9-0	1-2-0	5-(-18)-0	0-0-0	13-53-0	1-8-0	1-0-0	DNP	0-0-0
at Penn State	9-38-0	0-0-0	DNP	0-0-0	7-26-0	5-38-0	7-(-9)-0	DNP	0-0-0
Minnesota	8-20-0	0-0-0	8-0-0	0-0-0	7-15-0	3-1-1	DNP	0-0-0	0-0-0
at Rutgers	10-28-0	0-0-0	9-48-1	0-0-0	7-14-0	2-11-0	DNP	0-0-0	0-0-0
at Nebraska	7-21-0	0-0-0	6-56-0	0-0-0	11-46-0	5-18-0	DNP	0-0-0	0-0-0
Iowa	6-30-0	0-0-0	4-23-0	0-0-0	20-125-0	7-38-0	DNP	0-0-0	DNP
at Washington	DNP	0-0-0	14-2-0	1-8-0	13-33-0	4-4-0	DNP	0-0-0	1-5-0
USC	DNP	0-0-0	8-7-0	0-0-0	14-98-0	4-6-0	DNP	0-0-0	0-0-0
Fresno State	DNP	12-43-0	7-2-0	0-0-0	4-23-1	7-8-0	DNP	0-0-0	0-0-0

GAME-BY-GAME RECEIVING (2024)

	BERGER	FLORES	FRIAS	GILMER	HARDEN	K. JONES	LOYA	MATAVAO	MOKIAO-ATIMALALA
Opponent	PC-Yds-TD	PC-Yds-TD	PC-Yds-TD	PC-Yds-TD	PC-Yds-TD	PC-Yds-TD	PC-Yds-TD	PC-Yds-TD	PC-Yds-TD
at Hawai'i	DNP	3-102-1	0-0-0	0-0-0	5-22-0	1-3-0	0-0-0	3-42-0	2-29-0
Indiana	1-5-0	2-31-0	DNP	0-0-0	4-41-0	1-7-0	1-6-0	3-32-0	2-14-0
at LSU	2-19-0	5-27-0	0-0-0	2-61-0	3-21-0	3-50-0	4-46-1	1-11-0	DNP
Oregon	0-0-0	3-27-0	0-0-0	4-31-0	1-4-0	0-0-0	0-0-0	1-21-0	DNP
at Penn State	0-0-0	DNP	0-0-0	1-3-0	5-59-0	2-5-0	6-57-1	3-18-0	DNP
Minnesota	0-0-0	DNP	0-0-0	2-9-0	3-57-0	0-0-0	4-45-0	3-23-0	3-24-0
at Rutgers	1-9-1	DNP	0-0-0	4-21-0	5-34-1	5-114-1	3-27-1	6-104-0	5-54-0
at Nebraska	2-11-1	DNP	0-0-0	3-88-1	1-3-0	0-0-0	2-19-0	4-52-0	2-20-0
Iowa	2-13-0	DNP	0-0-0	3-32-0	2-16-0	4-6-0	5-94-1	DNP	2-11-1
at Washington	DNP	DNP	0-0-0	3-8-1	6-79-1	3-16-0	1-5-0	7-68-1	3-48-0
USC	DNP	DNP	0-0-0	3-38-0	3-37-0	0-0-0	1-9-0	2-15-1	6-49-0
Fresno State	DNP	DNP	2-18-0	6-54-0	2-(-5)-0	0-0-0	2-40-0	8-120-0	3-45-0

GAME-BY-GAME RECEIVING (2024)

	PEDERSEN	PIERRE	SHAW	STURDIVANT
Opponent	PC-Yds-TD	PC-Yds-TD	PC-Yds-TD	PC-Yds-TD
at Hawai'i	0-0-0	1-11-0	1-27-0	3-36-0
Indiana	1-6-0	0-0-0	0-0-0	0-0-0
at LSU	1-20-1	0-0-0	0-0-0	2-26-0
Oregon	2-28-0	2-14-0	0-0-0	0-0-0
at Penn State	2-11-0	1-12-0	0-0-0	0-0-0
Minnesota	1-5-0	1-5-0	1-18-0	7-107-1
at Rutgers	0-0-0	3-20-0	DNP	0-0-0
at Nebraska	0-0-0	1-7-0	DNP	2-19-0
Iowa	1-6-0	2-25-0	DNP	DNP
at Washington	3-37-0	DNP	DNP	1-6-0
USC	0-0-0	DNP	DNP	5-117-0
Fresno State	1-13-0	0-0-0	DNP	2-4-1

GAME-BY-GAME DEFENSE (2024)

	ADDISON	AUPIU	BUSIC	CLARK	DAVIES	FUIMAONO	HAVILI KAUFUSI	HENDERSON	JUSTICE	KAHO
Opponent	PT-AT-TT	PT-AT-TT	PT-AT-TT	PT-AT-TT	PT-AT-TT	PT-AT-TT	PT-AT-TT	PT-AT-TT	PT-AT-TT	PT-AT-TT
at Hawai'i	3-1-4	0-0-0	3-0-3	0-0-0	1-0-1	0-0-0	1-0-1	3-0-3	1-0-1	3-1-4
Indiana	3-1-4	0-0-0	1-0-1	1-0-1	2-1-3	0-0-0	2-2-4	2-3-5	0-0-0	0-1-1
at LSU	5-1-6	3-0-3	0-0-0	DNP	2-0-2	0-0-0	0-0-0	3-2-5	0-0-0	DNP
Oregon	7-1-8	2-0-2	DNP	DNP	3-0-3	0-0-0	DNP	3-0-3	DNP	DNP
at Penn State	0-2-2	0-2-2	DNP	DNP	2-2-4	0-0-0	1-2-3	1-1-2	DNP	3-2-5
Minnesota	2-1-3	1-1-2	0-0-0	DNP	1-0-1	0-0-0	0-0-0	3-0-3	DNP	3-1-4
at Rutgers	3-2-5	0-1-1	0-0-0	DNP	1-0-1	0-0-0	0-0-0	0-2-2	DNP	0-2-2
at Nebraska	3-0-3	3-0-3	1-0-1	DNP	2-3-5	0-0-0	0-0-0	0-4-4	DNP	1-2-3
Iowa	2-1-3	0-0-0	0-2-2	DNP	3-1-4	0-0-0	0-0-0	1-0-1	DNP	1-2-3
at Washington	0-2-2	DNP	1-2-3	DNP	2-0-2	0-1-1	1-0-1	2-0-2	DNP	1-3-4
USC	2-0-2	1-0-1	0-0-0	DNP	1-0-1	0-0-0	0-0-0	1-0-1	DNP	DNP
Fresno State	1-0-1	1-0-1	0-0-0	DNP	1-2-3	1-0-1	0-1-1	2-0-2	DNP	DNP

GAME-BY-GAME DEFENSE (2024)

	KIRKWOOD	LEE	MARSHALL	MEDRANO	MOORE	MOSIER	OLADEJO	SCHUERMANN	SCHWESINGER	SEYE
Opponent	PT-AT-TT	PT-AT-TT	PT-AT-TT	PT-AT-TT	PT-AT-TT	PT-AT-TT	PT-AT-TT	PT-AT-TT	PT-AT-TT	PT-AT-TT
at Hawai'i	1-0-1	0-0-0	DNP	5-0-5	1-0-1	0-0-0	1-2-3	2-0-2	7-0-7	DNP
Indiana	2-0-2	0-0-0	0-0-0	8-1-9	3-0-3	0-0-0	3-4-7	0-0-0	1-1-2	DNP
at LSU	3-0-3	0-0-0	0-0-0	5-2-7	2-1-3	0-0-0	1-3-4	0-0-0	7-5-12	DNP
Oregon	2-2-4	0-0-0	0-0-0	2-1-3	5-0-5	0-0-0	2-0-2	1-0-1	8-5-13	1-1-2
at Penn State	1-2-3	0-0-0	1-0-1	3-1-4	0-1-1	0-0-0	5-5-10	0-0-0	6-9-15	0-0-0
Minnesota	2-0-2	0-0-0	1-0-1	4-1-5	5-0-5	0-0-0	2-3-5	0-0-0	12-1-13	0-0-0
at Rutgers	1-1-2	0-0-0	0-0-0	2-5-7	2-1-3	0-0-0	0-5-5	0-0-0	4-6-10	1-0-1
at Nebraska	0-0-0	0-0-0	0-0-0	3-3-6	1-3-4	0-0-0	1-1-2	0-0-0	9-4-13	0-1-1
Iowa	1-1-2	0-0-0	0-0-0	6-3-9	0-1-1	1-0-1	5-1-6	0-0-0	5-2-7	0-0-0
at Washington	1-2-3	0-0-0	0-1-1	1-2-3	1-1-2	0-0-0	5-1-6	3-1-4	10-7-17	0-0-0
USC	0-0-0	2-0-2	0-0-0	4-2-6	3-1-4	0-0-0	5-2-7	1-0-1	10-2-12	0-0-0
Fresno State	0-0-0	0-0-0	0-0-0	7-1-8	4-0-4	1-0-1	0-0-0	0-0-0	11-4-15	0-0-0

GAME-BY-GAME DEFENSE (2024)

	STEWART	TAUPAKI	E. THOMAS	TOIA	TUAZAMA	VAUGHN	VAUGHNS	WALLACE	WILLIAMS	WOODS
Opponent	PT-AT-TT	PT-AT-TT	PT-AT-TT	PT-AT-TT	PT-AT-TT	PT-AT-TT	PT-AT-TT	PT-AT-TT	PT-AT-TT	PT-AT-TT
at Hawai'i	1-0-1	1-1-2	DNP	1-0-1	DNP	0-0-0	0-0-0	6-1-7	1-0-1	2-0-2
Indiana	4-1-5	3-1-4	DNP	0-0-0	0-0-0	1-0-1	0-0-0	3-0-3	0-0-0	0-0-0
at LSU	1-0-1	3-0-3	DNP	2-3-5	DNP	0-0-0	0-0-0	3-0-3	DNP	1-1-2
Oregon	0-1-1	3-3-6	1-0-1	3-0-3	DNP	1-0-1	1-3-4	6-1-7	DNP	0-0-0
at Penn State	DNP	1-2-3	DNP	0-2-2	DNP	2-1-3	DNP	1-2-3	DNP	0-0-0
Minnesota	1-0-1	2-0-2	DNP	1-0-1	DNP	0-0-0	DNP	3-0-3	DNP	1-0-1
at Rutgers	1-1-2	0-1-1	0-0-0	1-0-1	DNP	0-0-0	DNP	1-2-3	DNP	1-1-2
at Nebraska	0-0-0	1-1-2	0-0-0	3-0-3	DNP	1-0-1	DNP	3-2-5	DNP	2-2-4
Iowa	0-0-0	0-0-0	0-0-0	2-2-4	DNP	0-0-0	DNP	3-0-3	DNP	1-0-1
at Washington	0-0-0	0-0-0	1-1-2	1-0-1	DNP	0-0-0	DNP	2-2-4	DNP	0-0-0
USC	0-0-0	0-0-0	0-0-0	1-2-3	DNP	0-0-0	DNP	4-1-5	DNP	4-2-6
Fresno State	DNP	0-0-0	0-0-0	0-1-1	1-0-1	2-0-2	DNP	3-0-3	DNP	3-1-4

SPIEKER FIELD AT THE ROSE BOWL HOME OF BRUINS FOOTBALL

The nation's most famous college football stadium – the Rose Bowl – will be in its 44th season as the home of the UCLA Bruins football team in 2025. The stadium is recognized as both a United States National Historic Landmark and a California Historic Civil Engineering landmark. Thanks to a generous donation in 2017 from prominent UCLA alum Tod Spieker and his family, the playing surface is called Spieker Field at the Rose Bowl.

The Rose Bowl was built specifically for football, but has been utilized as a venue for portions of the 1932 Olympic Games' cycling events and was the soccer site for the 1984 Olympics. The Rose Bowl has also played host to five NFL Super Bowls – XI in 1977, XIV in 1980, XVII in 1983, XXI in 1987 and XXVII in 1993. It was a venue for the 1994 World Cup and the 1999 Women's World Cup soccer tournaments, including the championship games. The USA women's soccer team victory over China in the 1999 event drew over 90,000 fans. In addition, the 1983 Army-Navy game was played in the Rose Bowl.

On Jan. 1, 2018 and Jan. 1, 2015, the Rose Bowl served as the site of one of the College Football Playoff semifinal games. In 2014, the Rose Bowl hosted the final BCS Championship contest. It had also played host to the BCS Championship game in 2002, 2006 and 2010.

Considered an ideal concert venue, the Rose Bowl has hosted shows by such groups and artists as Taylor Swift, Beyonce, Jay-Z, Kenny Chesney, Jason Aldean, One Direction, U2, 'N Sync, Eagles, Rolling Stones, Pink Floyd, Michael Jackson, Metallica, Guns and Roses, Depeche Mode and Journey.

The iconic stadium has put the final touches on a \$181 million dollar renovation, and now features a new video board, improved exiting, wider aisles in the end zones and the Terry Donahue Pavilion. The Pavilion area houses the press boxes, broadcast booths, premium seating, boxes and suites. In December of 2015, the radio and TV booths were renamed "The Keith Jackson Broadcast Center". Jackson, the former sportscaster, coined the phrase "The Granddaddy of Them All" for the Rose Bowl Game. Also added are field level entrances and exits, and additional concession stands and restroom facilities.



Since 2007, UCLA and its opponents have dressed in new locker rooms located underneath the south concourse of the stadium. The locker area features all of the latest amenities to benefit the players, coaches, sports medicine and equipment staffs. In addition, a new media interview room and working press area were included in the upgrades. In 1998, new individual chairs were installed in the seating areas between the end zones. Also, improved seating areas for the physically challenged were installed, as well as a new sound system.

Completed in 1922 at a cost of \$272,198, the Rose Bowl was first used for the USC-California football game that year which was won by the Golden Bears 12-0. The stadium was originally horseshoe shaped and seated 57,000 people when it hosted the 1923 Rose Bowl Game. The south end zone was enclosed prior to the 1929 game to increase seating capacity to 76,000. Further enlargements took place in 1932 (83,677) and 1949 (100,807). A record crowd of 106,869 fans witnessed the 1973 Ohio State-USC Rose Bowl contest.

The Rose Bowl has many firsts in its vast history. On Jan. 1, 1927, radio stations across the nation were linked together for the first time in a coast-to-coast broadcast. On Jan. 1, 1954, The UCLA-Michigan State Rose Bowl Game was the first west-to-east color telecast on a nationwide connection.

The Rose Bowl has 77 rows of seats. It measures 880 feet from the north to south rims and 695 feet from east to west. Its circumference around the rim is 2,430 feet, compared to 1,350 feet at field level. It took 28 miles of lumber to provide the original seats. The square footage of the grass on the floor of the stadium is 79,156.

THIS IS UCLA

The University

In a dynamic, global city, on one of the nation's most beautiful campuses, doors are opened, and anything is possible. UCLA is one of the world's great universities, offering unmatched breadth and depth of scholarship to more than 32,000 undergraduates and nearly 14,000 graduate students. As the No. 1 public university in the nation, it's UCLA's mission to move knowledge into action. For over 100 years, the university's efforts have positively impacted not just those in our communities, but people around the world.

Bruins are a reflection of the university's commitment to excellence, diversity and equal opportunity. According to U.S. News & World Report, UCLA enrolls one of the largest percentages of low-income students among other elite universities.

The UCLA faculty are among the most recognized and decorated in just about every field. UCLA boasts eight faculty Nobel Prize laureates, 15 MacArthur fellows, 11 National Medal of Science winners and three Pulitzer Prize winners, along with hundreds of recipients of Guggenheim fellowships, Fulbright awards and other academic distinctions. Bruin alumni are Oscar, Grammy, Tony and Emmy winners; philanthropists and public servants; Olympians, professional athletes and coaches; and educators, engineers, bankers, entrepreneurs and astronauts. Founded in 1934, the UCLA Alumni Association serves more than 600,000 living alumni, with a comprehensive array of services, programs and activities.

With hundreds of service programs, UCLA is integral to the Los Angeles community. UCLA Health is among the world's most comprehensive academic health systems, with a mission to provide state-of-the-art patient care, support pioneering research and train top medical professionals. The arts are also a central part of our lives and essential to the UCLA experience. UCLA Extension offers over 4,000 courses and more than 100 professional certificate programs.

Visit admission.ucla.edu/visit/campustours for more information.

LEARNING MORE ABOUT UCLA

- UCLA was ranked the No. 1 public university in the nation for the eighth year in a row in 2025 (U.S. News & World Report)
- UCLA is the most applied-to university in the country. For fall 2025, UCLA received 145,058 applications for undergraduate admission
- Nearly a third of undergraduates earning a degree are the first in their families to graduate from a four-year college or university
- UCLA has approximately 5,400 faculty members, including recipients of the Nobel Prize, the Pulitzer Prize, the National Medal of Science, and Guggenheim, MacArthur and other prestigious fellowships, grants and awards
- UCLA holds more than 1,200 active U.S. patents and over 1,800 foreign patents in its portfolio based on discoveries by UCLA researchers
- Generates \$9.3 billion in regional economic activity
- Eight Alumni Nobel Laureates
- 13 Rhodes Scholars
- Three Pulitzer Prize winners
- One of the top three American hospitals and "Best Hospital in the West" (U.S. News & World Report)
- Famous alumni include Jackie Robinson, Kareem Abdul-Jabbar, Arthur Ashe, Troy Aikman, Bill Walton, Ann Meyers-Drysdale, Reggie Miller, Jackie Joyner-Kersey, Rafer Johnson, Florence Griffith-Joyner, Sean Astin, Carol Burnett, Nicolas Cage, Francis Ford Coppola, Mark Harmon, Tim Robbins, Ben Stiller, Michelle Kwan, Jim Morrison, Randy Newman, Mo'Nique and Tom Bradley
- Among top five universities in the nation in expenditures from grants and contracts in science, medicine and engineering

UCLA ON THE AIR

Bruins on the Radio

For the first time in 19 years, UCLA football will be broadcast on a new radio station, appearing exclusively on 790 KABC for the 2025 season. The UCLA Department of Athletics announced the new multi-year agreement on Aug. 21, 2025.

KABC-AM 790 becomes the new official radio broadcast home for the UCLA football program, serving all of Southern California with its powerful 6,600-watt signal. With the move to KABC-AM 790, the Bruins will be the primary sports team on the radio station, signaling a departure from sharing the airwaves with other major professional teams in the Los Angeles region.

All games will be produced by JMI Sports, UCLA's corporate and media rights holder. KABC-AM 790 serves as the flagship station of UCLA Bruins Audio Network. Broadcasts are also available on Sirius XM and through the TuneIn App which can be downloaded from the App Store.

Josh Lewin returns as the voice of the Bruins for his 10th season. Former Bruin quarterback Matt Stevens (1983-86) is set to begin his 29th year on the broadcast team and his 23rd as the analyst in the booth after being welcomed into the SoCal Sports Broadcasters Hall of Fame in 2019. Another Bruin signal caller, Wayne Cook (1991-94) is in his 24th season as the sideline reporter.

Bruins on Television

All of UCLA football's home games and/or Big Ten games will be aired on a variety of the conference's television partners (Big Ten Network, FOX Sports, NBC Sports and CBS Sports). Those channels include Big Ten Network (BTN), FOX, FS1, NBC, Peacock and CBS.

BTN will air conference games and ancillary programming which feature football coach and player interviews during the season, including special features.

The UCLA-Oregon State game in 2009 is the last game not to be aired live (it was on delayed television).

Game No. 1 – Aug. 31, 2024
Clarence T.C. Ching Complex (Honolulu, Hawaii)
UCLA 16, Hawai'i 13



UCLA sophomore kicker Mateen Bhaghani kicked a game-winning 32-yard field goal to snap a 13-13 tie with 56 seconds to play, lifting the visiting Bruins past Hawai'i, 16-13, at Clarence T.C. Ching Athletics Complex.

The Bruins trailed during the first three quarters of the contest in Honolulu, overcoming a 10-0 first-half deficit before tying the game, 13-13, early in the final period. The victory marked the first win for first-year UCLA head coach DeShaun Foster, who starred as a running back for the Bruins from 1998-2001.

Bhaghani was a perfect 3-for-3 in field goal attempts at Hawai'i, converting from 22 yards away in the third quarter and from 37 yards and 32 yards, respectively, in the final quarter on a hot afternoon in Honolulu. Bhaghani's final successful attempt clinched UCLA's first game-winning drive since the final week of the 2022 regular season at California.

UCLA quarterback Ethan Garbers completed 19 of 38 pass attempts for 272 yards and one touchdown. Garbers threw two interceptions and totaled 47 net rushing yards on seven carries. The senior signal-caller had a game-high 16-yard carry in UCLA's season-opening win.

Hawai'i quarterback Brayden Schager completed 25 of 42 pass attempts for 227 yards and one touchdown. Schager finished Saturday's game with two interceptions and connected with Pofele Ashlock on nine receptions, totaling 112 yards.

UCLA 0 0 10 6 **--16**

HAW 7 3 3 0 **--13**

Weather: Sunny 87/Attn.: 15,194

First Quarter

07:43 HAW - #5 P.Ashlock 19 yd pass from #13 B.Schager (#17 K.Matsuzawa kick), 9-73, 05:34 0-7

Second Quarter

00:00 HAW - #17 K.Matsuzawa 28 yd FG, 4--5, 00:20 0-10

Third Quarter

08:41 UCLA - #1 R.Flores Jr. 39 yd pass from #4 E.Garbers (#39 B.Glessner kick), 8-96, 04:36 7-10

04:12 HAW - #17 K.Matsuzawa 28 yd FG, 10-64, 04:29 7-13

00:54 UCLA - #94 M.Bhaghani 22 yd FG, 8-71, 03:18 10-13

Fourth Quarter

14:05 UCLA - #94 M.Bhaghani 37 yd FG, 5-16, 01:33 13-13

00:56 UCLA - #94 M.Bhaghani 32 yd FG, 7-45, 02:12 16-13

UCLA	HAW
19	18
20/71	28/51
272	227
19/38/2	25/42/2
58/343	70/278
0/0	2/1
6/60	10/97
27:34	32:26
4/13	4/14
5/26	1/2
3/4	3/3

Individual Leaders

Rushing - Garbers (UCLA) 7-47, Borrow (HAW) 1-19; Passing - Garbers (UCLA) 19-38-2-272-1, Schager (HAW) 25-42-2-227-1; Receiving - Ashlock (HAW) 9-112, Flores (UCLA) 3-102; Tackles - Manuma (HAW) 8, Schwesinger (UCLA) 7, Wallace (UCLA) 7

Game No. 2 – Sept. 14, 2024
Rose Bowl Stadium (Pasadena, Calif.)
Indiana 42, UCLA 13



UCLA dropped a 42-13 decision to Indiana in the Bruins' first-ever Big Ten Conference game before a crowd of 47,811 at the Rose Bowl.

UCLA trailed by a 21-7 margin at halftime against Indiana, pulling to within 21-10 early in the third quarter. From that point, Indiana outscored the Bruins by a 21-3 margin.

Bruins' quarterback Ethan Garbers completed 14 of 23 passes for 137 yards in UCLA's first home game of the season. Indiana quarterback Kurtis Rourke was 25-for-33, throwing for 307 yards and four touchdowns.

Indiana was effective on third-down opportunities, converting on nine of 12 third downs. In addition, the Hoosiers were 5-for-5 from within the redzone.

Indiana led by a 21-0 margin midway through the second quarter before UCLA scored a touchdown with under one minute to play in the second half, reducing the Hoosiers' advantage to 21-7.

The Bruins used a nine-play, 78-yard drive to get on the board with 42 seconds remaining in the first half. After a 20-yard run by Garbers down to the 1-yard line, T.J. Harden punched the ball through for a one-yard touchdown carry.

IU 14 7 7 14 **--42**

UCLA 0 7 3 3 **--13**

Weather: Sunny 78/Attn.: 47,811

First Quarter

08:31 IND - #19 M.Cross 3 yd pass from #9 K.Rourke (#39 N.Radicic kick), 12-75, 06:29 7-0

07:28 IND - #5 K.Williams 14 yd pass from #9 K.Rourke (#39 N.Radicic kick), 3-17, 00:53 14-0

Second Quarter

04:21 IND - #6 J.Ellison 1 yd rush (#39 N.Radicic kick), 12-90, 05:29 21-0

00:42 UCLA - #25 T.Harden 1 yd rush (#94 M.Bhaghani kick), 9-78, 03:34 21-7

Third Quarter

09:37 UCLA - #94 M.Bhaghani 28 yd FG, 9-65, 05:19 21-10

04:55 IND - #5 K.Williams 3 yd pass from #9 K.Rourke (#39 N.Radicic kick), 9-87, 04:36 28-10

Fourth Quarter

13:13 UCLA - #94 M.Bhaghani 34 yd FG, 11-66, 06:37 28-13

07:28 IND - #3 O.Cooper Jr. 23 yd pass from #9 K.Rourke (#39 N.Radicic kick), 10-75, 05:45 35-13 35-13


05:28 IND - #21 E.Green 14 yd rush (#39 N.Radicic kick), 4-40, 01:36 42-13

UCLA	IU
16	25
26/96	29/123
142	307
15/24/1	25/33/0
50/238	62/430
1/1	0/0
7/74	14/127
28:07	31:34
2/8	9/12
0/0	2/11
3/3	5/5

Individual Leaders

Rushing - Ellison (IU) 10-49, Harden (UCLA) 12-48; Passing - Rourke (IU) 25-33-0-307-4 Garbers (UCLA) 14-23-1-137-0; Receiving - Cross (IU) 6-90, Harden (UCLA) 4-41; Tackles - Medrano (UCLA) 9, Fisher (IU) 9

Game No. 3 – Sept. 21, 2024
Tiger Stadium (Baton Rouge, La.)
LSU 34, UCLA 17



UCLA lost at then-No. 16 LSU, 34-17, before a crowd of 100,315 at Tiger Stadium in a nationally-televised showdown.

In the second all-time matchup between UCLA and LSU, the host Tigers outscored the Bruins by a 17-0 margin in the second half.

UCLA was playing its first-ever game in the state of Louisiana and bounced back from a 17-10 second quarter deficit to head into halftime tied, 17-17.

The first 17 minutes of Saturday's game featured multiple lead changes. LSU took a 7-0 cushion on its first offensive possession before UCLA secured a 10-7 advantage late in the opening quarter. LSU regained the lead, at 14-10, less than 90 seconds into the second quarter.

Trailing 7-0 less than three minutes into the contest, UCLA drove downfield with a 75-yard touchdown drive. Facing a 4th-and-2 on LSU's 33-yard, Garbers completed a 13-yard pass to T.J. Harden before firing a 20-yard TD strike to TE Jack Pedersen (his first collegiate TD reception).

With UCLA trailing LSU, 17-10, Garbers connected with Logan Loya for an 11-yard game-tying touchdown with two seconds to play before halftime. Garbers' second passing touchdown of the day tied the game, 17-17.

UCLA 10 7 0 0 **--17**

LSU 7 10 7 10 **--34**

Weather: Sunny 91/Attn.: 100,315

First Quarter

12:19 LSU - #0 Z.Thomas 5 yd pass from #13 G.Nussmeier (#34 D.Ramos kick), 6-75, 02:41 7-0

08:10 UCL - #28 J.Pedersen 20 yd pass from #4 E.Garbers (#94 M.Bhaghani kick), 8-75, 04:09 7-7

00:17 UCL - #94 M.Bhaghani 47 yd FG, 7-27, 03:12 7-10

Second Quarter

13:57 LSU - #12 K.Parker 45 yd pass from #13 G.Nussmeier (#34 D.Ramos kick), 4-75, 01:20 14-10

03:45 LSU - #34 D.Ramos 22 yd FG, 7-33, 03:01 17-10

00:02 UCL - #17 L.Loya 11 yd pass from #4 E.Garbers (#94 M.Bhaghani kick), 11-75, 03:43 17-17

Third Quarter

06:11 LSU - #18 J.Williams 2 yd rush (#34 D.Ramos kick), 14-96, 06:33 24-17

Fourth Quarter

LSU - #29 C.Durham 35 yd pass from #13 G.Nussmeier (#34 D.Ramos kick), 11-92, 05:15 31-17

LSU - #34 D.Ramos 32 yd FG, 8-31, 03:37 34-17

UCLA	LSU
17	27
22/14	28/102
281	352
22/36/1	32/44/0
58/295	72/454
2/1	0/0
9/80	5/22
26:24	33:36
5/12	10/15
0/0	5/41
2/2	4/4

Individual Leaders

Rushing - Williams (LSU) 13-62, Jones (UCLA) 3-22; Passing - Nussmeier (LSU) 32-44-0-352-3, Garbers (UCLA) 22-36-1-281-2; Receiving - Taylor (LSU) 8-77, Loya (UCLA) 4-46; Tackles - Schwesinger (UCLA) 12, Weeks/Penn (LSU) 7

Game No. 4 – Sept. 28, 2024
Rose Bowl Stadium (Pasadena, Calif.)
Oregon 34, UCLA 13



UCLA dropped a week 4 matchup at home to Oregon, with a late-second quarter pick-six from safety Bryan Addison representing the Bruins' lone touchdown of the contest.

Oregon led from start to finish, claiming a 28-10 lead by halftime. The Ducks' second-half cushion never fell below 15 points.

Oregon's Dillon Gabriel had 280 passing yards and three TDs, including two connections with Tez Johnson (11 rec, 121 yds, 2 TDs). UCLA's Ethan Garbers went 12-20 for 118 yards and two interceptions. Bruins' kicker Mateen Bhaghani was a perfect 2-for-2 on field goals, connecting on a career-best 54-yard field goal in the third quarter.

In the Bruins' second home contest of the season, Oregon outgained UCLA in total net yards, 433 to 172. The visiting Ducks tallied 280 yards through the air and 153 yards on the ground.

Addison made the biggest play of the day for UCLA in the dying seconds of the first half, picking off a Gabriel pass at the UCLA four-yard line and taking it to the house for a 96-yard pick-six. It was the Bruins' longest pick-six since 2015.

ORE	7	21	0	6	--34
UCLA	3	7	3	0	--13

Weather: Sunny 68/Attn.: 43,051

First Quarter

09:38 ORE - #1 T.Holden 12 yd pass from #8 D.Gabriel (#36 A.Sappington kick), 12-75, 05:22 7-0
 02:35 UCLA - #94 M.Bhaghani 27 yd FG, 12-66, 07:04 7-3

Second Quarter

14:55 ORE - #36 A.Sappington 41 yd FG, 7-49, 02:31 10-3
 11:53 ORE - #20 J.James 2 yd rush (#36 A.Sappington kick), 6-23, 02:25 17-3
 09:11 ORE - #15 T.Johnson 52 yd pass from #8 D.Gabriel (#3 T.Ferguson pass from #18 K.Sadiq), 3-65, 00:49 25-3
 02:25 ORE - #36 A.Sappington 42 yd FG, 11-46, 04:33 28-3
 00:04 UCLA - #4 B.Addison 96 yd interception return (#94 M.Bhaghani kick), 01:33 28-10

Third Quarter

07:34 UCLA - #94 M.Bhaghani 54 yd FG, 6-17, 02:23 28-13

Fourth Quarter


09:37 ORE - #15 T.Johnson 12 yd pass from #8 D.Gabriel (#36 A.Sappington kick missed), 11-61, 05:23 34-13

UCLA		ORE
11	First Downs	26
24/47	Carries/Net Yards Rushing	36/153
125	Net Yards Passing	280
13/24/2	Pass Comp/Att/Int	31/42/1
48/172	Total Plays/Total Yards	78/433
1/0	Fumbles/Fumbles Lost	1/0
9/86	Penalties	6/49
26:28	Time of Possession	33:32
1/10	Third Down Conversion/Att	9/14
0/0	Sacks/Yds	4/21
1/1	Red Zone	3/5

Individual Leaders

Rushing - James (ORE) 20-103, Harden (UCLA) 13-53; Passing - Gabriel (ORE) 31-41-1-280-3, Garbers (UCLA) 12-20-2-118-0; Receiving - Johnson (ORE) 11-121-2, Gilmer (UCLA) 4-31-0; Tackles - Schwesinger (UCLA) 13, Reed (ORE) 6

Game No. 5 – Oct. 5, 2024
Beaver Stadium (University Park, Pa.)
Penn State 27, UCLA 11



Justyn Martin completed 22 of 30 passes for 167 yards and one touchdown in his first-ever collegiate start, but UCLA dropped a 27-11 decision at No. 7 Penn State in front of 110,047 at Beaver Stadium. It was the Bruins' first-ever Big Ten road game.

The Bruins fell behind by a 14-3 margin at halftime against Penn State, finishing the contest having totaled 260 net yards. Penn State jumped ahead 27-3 with 8:17 to play in regulation before UCLA scored a touchdown and ensuing two-point conversion in the game's final minute.

Playing their third road game in five contests, the Bruins went up against a top-20 ranked opponent for the third consecutive Saturday (previously at No. 16 LSU and at home versus No. 8 Oregon).

UCLA's 16-play, 73-yard drive in the game's final minutes helped the Bruins close the final gap to 27-11. Martin found Logan Loya in the end zone for a one-yard touchdown pass with 16 seconds left in the fourth quarter. The ensuing two-point conversion was a two-yard pass up the middle from Martin to running back Keegan Jones.

Bruins' linebacker Carson Schwesinger totaled a career-best 15 tackles against Penn State, including six solo tackles and one-half tackle for loss. Linebacker Oluwafemi Oladejo had 10 total tackles, one quarterback sack and two tackles for loss (TFL).

UCLA	0	3	0	8	--11
PSU	0	14	10	3	--27

Weather: Sunny 67/Attn.: 110, 047

Second Quarter

06:40 PSU - #15 D.Allar 1 yd rush (#94 R.Barker kick), 16-82, 08:36 7-0
 02:51 UCLA - #94 M.Bhaghani 25 yd FG, 8-68, 03:49 7-3
 PSU - #44 T.Warren 5 yd pass from #15 D.Allar (#94 R.Barker kick), 8-75, 02:31 14-3

Third Quarter

08:36 PSU - #94 R.Barker 25 yd FG, 7-39, 04:02 17-3
 02:57 PSU - #13 K.Allen 1 yd rush (#94 R.Barker kick), 5-58, 02:26 24-3

Fourth Quarter


08:17 PSU - #94 R.Barker 40 yd FG, 7-65, 03:00 27-3
 00:16 UCLA - #17 L.Loya 1 yd pass from #6 J.Martin (#22 K.Jones pass from #6 J.Martin), 16-73, 07:56 27-11

UCLA		PSU
14	First Downs	18
29/93	Carries/Net Yards Rushing	30/85
167	Net Yards Passing	237
22/30/0	Pass Comp/Att/Int	17/24/0
59/260	Total Plays/Total Yards	54/322
1/0	Fumbles/Fumbles Lost	0/0
5/45	Penalties	2/20
32:57	Time of Possession	27:03
6/15	Third Down Conversion/Att	7/12
1/9	Sacks/Yds	2/30
2/3	Red Zone	4/4

Individual Leaders

Rushing - Allen (PSU) 21-78, Berger (UCLA) 9-38; Passing - Allar (PSU) 17-24-0-237-1, Martin (UCLA) 22-30-0-167-1 Receiving - Clifford (PSU) 3-107-0, Loya (UCLA) 6-57-1; Tackles - Schwesinger (UCLA) 15, Rojas (PSU) 8

Game No. 6 – Oct. 12, 2024
Rose Bowl Stadium (Pasadena, Calif.)
Minnesota 21, UCLA 17



UCLA led 10-0 at halftime and allowed a season-low 234 yards of total offense against, but Minnesota scored a touchdown with less than 30 seconds remaining in regulation to claim a 21-17 Big Ten win at the Rose Bowl.

The game featured multiple lead changes, as Minnesota scored 14 unanswered in the third quarter to take the lead before the Bruins answered with a go-ahead touchdown drive midway through the fourth quarter.

However, the Gophers were able to get a defensive stop ahead of the two-minute warning, and then put together a game-winning drive (seven plays, 61 yards, 1:53) capped off by a five-yard touchdown pass to running back Darius Taylor on third down with 27 seconds remaining.

Ethan Garbers had a season-high 293 yards passing thanks in part to a solid connection with wideout J.Michael Sturdivant, who posted season highs in receptions (7) and receiving yards (107) while hauling in the Bruins' longest receiving touchdown of the year to date at 42 yards.

Carson Schwesinger paced the defensive corps, notching his fourth consecutive double-digit tackle performance (13) while recording career highs in tackles for loss (4.5) and sacks (2.0).

MINN	0	0	14	7	--21
UCLA	7	3	0	7	--17

Weather: Sunny 74/Attn.: 42, 012

First Quarter

08:49 UCLA - #22 K.Jones 1 yd rush (#94 M.Bhaghani kick), 10-59, 05:14, 0-7

Second Quarter

00:00 UCLA - #94 M.Bhaghani 34 yd FG, 6-47, 00:46, 0-10

Third Quarter

10:33 MINN - #11 E.Spencer 12 yd pass from #16 M.Brosmer (#99 D.Kesich kick), 5-46, 02:41, 7-10
 07:16 MINN - #1 D.Taylor 2 yd rush (#99 D.Kesich kick), 6-38, 02:29, 14-10

Fourth Quarter

06:54 UCLA - #7 J.Sturdivant 42 yd pass from #4 E.Garbers (#94 M.Bhaghani kick), 9-89, 05:44, 14-17
 00:27 MINN - #1 D.Taylor 4 yd pass from #16 M.Brosmer (#99 D.Kesich kick), 8-61, 01:53, 21-17

UCLA		MINN
18	First Downs	19
26/36	Carries/Net Yards Rushing	24/41
293	Net Yards Passing	193
25/36/3	Pass Comp/Att/Int	26/37/0
62/329	Total Plays/Total Yards	61/234
1/0	Fumbles/Fumbles Lost	0/0
10/105	Penalties	4/21
29:02	Time of Possession	30:58
6/13	Third Down Conversion/Att	8/15
3/20	Sacks/Yds	3/19
2/2	Red Zone	3/3

Individual Leaders

Rushing - Taylor (MINN) 16-30, Berger (UCLA) 8-20; Passing - Garbers (UCLA) 25-36-3-293-1, Brosmer (MINN) 26-37-0-193-2; Receiving - Sturdivant (UCLA) 7-107-1, Jackson (MINN) 10-89-0; Tackles - Schwesinger (UCLA) 13, Robinson/Walley/Lindenberg (MINN) 6

Game No. 7 – Oct. 19, 2024
SHI Stadium (Piscataway, N.J.)
UCLA 35, Rutgers 32



UCLA beat Rutgers, 35-32, in the first-ever meeting between the teams in front of a sold-out crowd of 53,736. Quarterback Ethan Garbers recorded career highs in passing yards (383), passing touchdowns (four) and completion percentage (32-38, 84%).

Garbers also completed the longest pass of his career (67 yards) and made the longest rush of his career (49 yards), both for touchdowns.

Garbers dialed up touchdown passes to four different receivers – WR Logan Loya and RBs Keegan Jones, T.J. Harden and Jalen Berger – to become the first Bruin to accomplish that feat since Dorian Thompson-Robinson on Nov. 7, 2020 at Colorado. Berger scored his first TD in a Bruin uniform in the fourth quarter in his home state of New Jersey.

The Bruins never trailed in the contest. UCLA tacked on two key scores in the second quarter. The first came on a 10-play, 91-yard drive ending in a 49-yard TD run by Garbers. Earlier on that drive, Garbers converted on a 4th and 1 on UCLA's own 18 yard line.

UCLA	7	14	7	7	--35
RU	7	3	9	13	--13

Weather: Sunny 69/Attn.: 53,736

First Quarter

09:03 UCLA - #17 L.Loya 5 yd pass from #4 E.Garbers (#94 M.Bhaghani kick), 11-75, 05:57

04:43 RU - #16 A.Kaliakmanis 1 yd rush (#44 J.Patel kick), 8-75, 04:20

Second Quarter

02:43 UCLA - #4 E.Garbers 49 yd rush (#94 M.Bhaghani kick), 10-91, 06:34

01:08 RU - #44 J.Patel 49 yd FG, 8-44, 01:35

00:22 UCLA - #25 T.Harden 22 yd pass from #4 E.Garbers (#94 M.Bhaghani kick), 7-75, 00:46

Third Quarter

12:45 RU - #5 K.Monangai 6 yd rush (#16 A.Kaliakmanis rush failed), 5-75, 02:15

05:41 RU - #44 J.Patel 35 yd FG, 11-41, 04:52

04:53 UCLA - #22 K.Jones 67 yd pass from #4 E.Garbers (#94 M.Bhaghani kick), 2-75, 00:48

Fourth Quarter

12:13 UCLA - #0 J.Berger 9 yd pass from #4 E.Garbers (#94 M.Bhaghani kick), 10-70, 05:20

10:35 RU - #5 K.Monangai 5 yd rush (#0 D.Miller pass from #16 A.Kaliakmanis failed), 6-75, 01:38

01:23 RU - #5 K.Monangai 1 yd rush (#44 J.Patel kick), 8-58, 02:11

UCLA	RU
24	23
First Downs	23
31/95	29/135
Carries/Net Yards Rushing	29/135
383	287
Net Yards Passing	287
32/38/0	18/30/1
Pass Comp/Att/Int	18/30/1
69/478	59/422
Total Plays/Total Yards	59/422
2/1	1/0
Fumbles/Fumbles Lost	1/0
9/49	3/25
Penalties	3/25
34:42	25:18
Time of Possession	25:18
7/13	3/9
Third Down Conversion/Att	3/9
1/7	3/14
Sacks/Yds	3/14
2/2	5/5
Red Zone	5/5

Individual Leaders

Rushing - Garbers (UCLA) 9-48, Monangai (RU) 19-106; Passing - Garbers (UCLA) 32-48-0-383-4, Kaliakmanis (RU) 18-30-1-287-0; Receiving - Jones (UCLA) 5-114-1, Duff (RU) 3-82-0; Tackles - Schwesinger (UCLA) 10, Djabome (RU) 10

Game No. 8 – Nov. 2, 2024
Memorial Stadium (Lincoln, Neb.)
UCLA 27, Nebraska 20



UCLA picked up its second consecutive Big Ten road win with a 27-20 triumph over Nebraska at Memorial Stadium on Nov. 2.

Ethan Garbers threw for 219 yards and a pair of touchdowns as the Bruins built a 27-7 lead midway through the third quarter.

Nebraska's offense got into more of a rhythm in the second half, but key interceptions from Kain Medrano and Kaylin Moore at the beginning and end of the second half helped UCLA hold off the Huskers.

Medrano started the second stanza in the best way possible for UCLA, picking off a pass from Nebraska's Dylan Raiola and taking it 38 yards to the house for a pick-six.

After the Huskers scored 13 in a row to get within seven in the fourth quarter, Moore was able to intercept a pass that deflected off a Nebraska receiver's knee with under a minute remaining to seal the result.

RB Jalen Berger caught his second touchdown in as many games for the Bruins, and WR Kwazi Gilmer tallied a career-high 88 receiving yards while hauling in his first-career touchdown catch. Carson Schwesinger paced the defensive corps with 13 tackles, his sixth-consecutive game with double-digit stops.

UCLA	3	10	14	0	--27
NEB	0	7	7	6	--20

Weather: Cloudy 56/Attn.: 87,453

First Quarter

07:00 UCLA - #94 M.Bhaghani 25 yd FG, 14-68, 08:00

Second Quarter

13:47 UCLA - #0 J.Berger 10 yd pass from #4 E.Garbers (#94 M.Bhaghani kick), 11-85, 06:37

10:02 NEB - #23 D.Dowdell 4 yd rush (#90 J.Hohl kick), 9-75, 03:45

06:52 UCLA - #94 M.Bhaghani 26 yd FG, 7-67, 03:10

Third Quarter

14:50 UCLA - #20 K.Medrano 38 yd interception return (#94 M.Bhaghani kick), 00:10

08:21 UCLA - #3 K.Gilmer 48 yd pass from #4 E.Garbers (#94 M.Bhaghani kick), 3-58, 01:42

5:23 NEB - #18 I.Neyor 8 yd pass from #15 D.Raiola (#90 J.Hohl kick), 7-75, 02:58

Fourth Quarter

03:57 NEB - #23 D.Dowdell 1 yd rush (#90 J.Hohl kick missed), 13-53, 06:01

UCLA	NEB
17	21
First Downs	21
30/139	38/113
Carries/Net Yards Rushing	38/113
219	209
Net Yards Passing	209
17/25/0	16/34/2
Pass Comp/Att/Int	16/34/2
55/358	72/322
Total Plays/Total Yards	72/322
0/0	0/0
Fumbles/Fumbles Lost	0/0
9/62	2/15
Penalties	2/15
29:14	30:46
Time of Possession	30:46
6/13	9/17
Third Down Conversion/Att	9/17
4/23	2/12
Sacks/Yds	2/12
3/3	3/4
Red Zone	3/4

Individual Leaders

Rushing - Dowdell (NEB) 17-61, Garbers (UCLA) 6-56; Passing - Garbers (UCLA) 17-25-0-219-2, Raiola (NEB) 14-27-1-177-1; Receiving - Neyor (NEB) 4-89-1, Gilmer (UCLA) 3-88-1; Tackles - Schwesinger (UCLA) 13, Gifford (NEB) 9

Game No. 9 – Nov. 8, 2024
Rose Bowl Stadium (Pasadena, Calif.)
UCLA 20, Iowa 17



UCLA claimed a third consecutive win, and its first of the year at the Rose Bowl, with a 20-17 victory over Iowa on Nov. 8.

The Bruins rushed for 211 yards in the win behind a season-best 125-yard performance from T.J. Harden. UCLA held Iowa, which entered the contest ranked 10th nationally in rushing offense, to 80 yards on the ground.

UCLA QB Ethan Garbers finished the game with 204 passing yards, a pair of touchdowns and three turnovers in what proved to be a battle of Big Ten defenses.

Each team had three takeaways, including a pair of interceptions by Bruin linebacker Carson Schwesinger.

Iowa scored the game's first 10 points, but UCLA answered with a 17-point second quarter to go ahead at the halftime break.

Kicker Mateen Bhaghani had a strong day for the Bruins, bookending the scoring with a pair of field goals. He got the Bruins on the board with a 57-yard field goal in the second quarter, the second-longest in school history. Logan Loya and Titus Mokiao-Atimalala reeled in touchdown catches to complete the 17-point streak.

UCLA's defense limited the Hawkeyes to seven points over the final three quarters. The Bruins held the visitors to a 4-10 conversion rate on third down, and compiled 8.0 tackles for loss. Oluwafemi Oladejo had 2.0 sacks and 4.0 TFLs to lead UCLA in both statistics.

IOWA	10	0	0	7	--17
UCLA	0	17	0	3	--20

Weather: Sunny 62/Attn.: 53,467

First Quarter

11:44 Iowa - #2 K.Johnson 2 yd rush (#18 D.Stevens kick), 3-41, 01:46

00:55 Iowa - #18 D.Stevens 24 yd FG, 7-74, 03:54

Second Quarter

11:41 UCLA - #94 M.Bhaghani 57 yd FG, 11-36, 04:14

08:05 UCLA - #2 T.Mokiao-Atimalala 2 yd pass from #4 E.Garbers (#94 M.Bhaghani kick), 6-45, 03:23

00:55 UCLA - #17 L.Loya 29 yd pass from #4 E.Garbers (#94 M.Bhaghani kick), 5-56, 00:56

Fourth Quarter

11:27 Iowa - #28 K.Moulton 1 yd rush (#18 D.Stevens kick), 13-61, 07:35


04:49 UCLA - #94 M.Bhaghani 27 yd FG, 13-66, 06:38

UCLA	IOWA
23	12
First Downs	12
39/211	31/80
Carries/Net Yards Rushing	31/80
203	185
Net Yards Passing	185
21/34/2	9/15/2
Pass Comp/Att/Int	9/15/2
73/414	46/265
Total Plays/Total Yards	46/265
1/1	1/1
Fumbles/Fumbles Lost	1/1
9/84	2/20
Penalties	2/20
37:33	22:27
Time of Possession	22:27
9/14	4/10
Third Down Conversion/Att	4/10
3/11	0/0
Sacks/Yds	0/0
2/5	3/3
Red Zone	3/3

Individual Leaders

Rushing - Harden (UCLA) 20-125-0, Johnson (Iowa) 18-49-1; Passing - Garbers (UCLA) 21-34-2-203-2, Sullivan (Iowa) 6-9-2-157-0; Receiving - Gill (Iowa) 6-136-0, Loya (UCLA) 5-94-1; Tackles - Jackson (Iowa) 12, Medrano (UCLA) 9

Game No. 10 – Nov. 15, 2024
Husky Stadium (Seattle, Wash.)
Washington 31, UCLA 19



UCLA saw its three-game winning streak come to an end at Washington with a 31-19 setback. With the win, the Huskies extended their home winning streak to 20 consecutive victories at Husky Stadium.

Ethan Garbers finished the game with 267 passing yards and a pair of touchdowns, completing 27-of-44

of his passes without an interception. But he was sacked six times and the Bruins lost a pair of fumbles, one by Garbers. The Bruins rushed for only 52 yards after rushing for 211 yards in the victory over Iowa. T.J. Harden rushed for 33 of those yards.

Despite the loss, the Bruins outgained the Huskies, 319 to 305 net total yards. Additionally, UCLA allowed a season-low 182 passing yards, marking the second straight week the Bruins' defense set a season-best for passing defense (allowed 185 yards to Iowa last week).

Linebacker Carson Schwesinger again led the Bruins with his seventh double-digit tackle performance, a career-high 17 tackles (10 solo). He has led the Bruins in tackles in eight of 10 games so far this season. His 17 tackles were the most by a Bruin since Jayon Brown recorded 19 against Colorado on Nov. 3, 2016.

UCLA	0	10	3	6	--19
WASH	7	7	3	14	--31

Weather: Cloudy 44/Attn.: 68,811

First Quarter

03:51 WASH - #1 J.Coleman 15 yd rush (#95 G.Gross kick), 3-36, 01:23

Second Quarter

13:38 UCLA - #94 M.Bhaghani 28 yd FG, 11-65, 05:13
 03:46 WASH - #85 K.Latu 8 yd pass from #7 W.Rogers (#95 G.Gross kick), 9-69, 03:24
 00:51 UCLA - #3 K.Gilmer 1 yd pass from #4 E.Garbers (#94 M.Bhaghani kick), 10-65, 02:50

Third Quarter

11:20 UCLA - #94 M.Bhaghani 40 yd FG, 4-3, 02:13
 03:16 WASH - #95 G.Gross 41 yd FG, 11-57, 04:56

Fourth Quarter


05:44 WASH - #86 D.DeGraaf 1 yd pass from #2 D.Williams Jr. (#95 G.Gross kick), 8-74, 05:14
 01:54 WASH - #1 J.Coleman 2 yd rush (#95 G.Gross kick), 4-23, 01:42
 00:09 UCLA - #88 M.Matavao 2 yd pass from #4 E.Garbers (#2 T.Mokiao-Atimalala pass from #4 E.Garbers failed), 12-80, 01:41

UCLA		WASH
21	First Downs	20
33/52	Carries/Net Yards Rushing	30/123
267	Net Yards Passing	182
27/44/0	Pass Comp/Att/Int	20/29/2
77/319	Total Plays/Total Yards	59/305
2/2	Fumbles/Fumbles Lost	1/0
9/47	Penalties	2/25
33:03	Time of Possession	26:57
10/19	Third Down Conversion/Att	3/9
1/9	Sacks/Yds	6/49
4/5	Red Zone	4/4

Individual Leaders

Rushing - Coleman (WASH) 21-95, Harden (UCLA) 13-33; Passing - Garbers (UCLA) 27-44-0-267-2, Rogers (WASH) 13-21-2-115-1; Receiving - Matavao (UCLA) 7-68-1, Boston (WASH) 2-47-0; Tackles - Schwesinger (UCLA) 17, Tuputala (WASH) 10

Game No. 11 – Nov. 23, 2024
Rose Bowl Stadium (Pasadena, Calif.)
USC 19, UCLA 13



UCLA lost to crosstown rival USC, 19-13, in the first-ever meeting between the two long-time rivals as members of the Big Ten Conference.

USC scored the game-winning touchdown with 6:55 to play in the fourth quarter. Trailing 13-9, the Trojans used a three-play, 49-yard drive to score a touchdown on a four-

yard pass play from Jayden Maiava to Ja'Kobi Lane. USC secured its second lead of the game at 16-13.

The Trojans added a 30-yard field goal by Michael Lantz with 2:09 remaining in the fourth quarter to push their margin to 19-13. Lantz finished the game having converted all four field goal attempts for the Trojans.

UCLA and USC each led twice during the contest.

Bruins' quarterback Ethan Garbers completed 20 of 29 passes for 265 yards and one touchdown. Running back T.J. Harden had 14 carries for 98 yards, and wide receiver J.Michael Sturdivant tallied five receptions for a game-high 117 yards.

UCLA took a 3-0 lead on its first offensive possession, as Bhaghani kicked a 51-yard field goal less than four minutes into the contest. Lantz was a perfect 3-for-3 on field goal attempts in the first half, helping the Trojans to secure a 9-3 advantage.

USC	3	6	0	10	--19
UCLA	3	0	10	0	--13

Weather: Cloudy 56/Attn.: 59,473

First Quarter

11:32 UCLA - #94 M.Bhaghani 51 yd FG, 7-42, 03:28
 04:12 USC - #96 M.Lantz 19 yd FG, 9-93, 03:02

Second Quarter

09:25 USC - #96 M.Lantz 23 yd FG, 12-51, 04:52
 00:21 USC - #96 M.Lantz 22 yd FG, 14-79, 06:05

Third Quarter

09:37 UCLA - #88 M.Matavao 10 yd pass from #4 E.Garbers (#94 M.Bhaghani kick), 7-54, 04:21
 00:04 UCLA - #94 M.Bhaghani 29 yd FG, 10-80, 07:01

Fourth Quarter


06:55 USC - #8 J.Lane 4 yd pass from #14 J.Maiava (#96 M.Lantz kick), 3-49, 01:21
 02:09 USC - #96 M.Lantz 30 yd FG, 8-21, 02:50

UCLA		USC
16	First Downs	17
26/111	Carries/Net Yards Rushing	29/86
265	Net Yards Passing	260
20/29/0	Pass Comp/Att/Int	20/36/0
55/376	Total Plays/Total Yards	65/346
0/0	Fumbles/Fumbles Lost	2/0
8/70	Penalties	2/25
30:57	Time of Possession	29:03
3/11	Third Down Conversion/Att	4/14
2/18	Sacks/Yds	3/17
2/2	Red Zone	5/5

Individual Leaders

Rushing - Harden (UCLA) 14-98, Marks (USC) 18-76; Passing - Garbers (UCLA) 20-29-0-265-1, Maiava (USC) 19-35-0-221-1; Receiving - Sturdivant (UCLA) 5-117-0, Hudson (USC) 6-79-0; Tackles - Schwesinger (UCLA) 12, Cobb (USC) 7

Game No. 12 – Nov. 30, 2024
Rose Bowl Stadium (Pasadena, Calif.)
UCLA 20, Fresno State 13



The UCLA football team earned a 20-13 victory in the Bruins' final game of the 2024 season, a non-conference showdown under sunny skies at the Rose Bowl.

Leading 13-10 through the majority of the second half, the Bruins added a touchdown with 1:38 to play in the fourth quarter and secured a

10-point advantage against Fresno State.

Fresno State added a 41-yard field goal with 31 seconds left in the final quarter. The Bulldogs' ensuing onside kick was kicked out of bounds on UCLA's 48-yard line, and Bruins' quarterback Ethan Garbers kneeled out the clock to seal the win for UCLA.

Garbers completed 26 of 40 passes for 289 yards and one touchdown in his final collegiate game. The redshirt senior quarterback from Newport Beach, Calif., helped the Bruins snap a four-game losing skid to Fresno State and record their first win over the Bulldogs since a 24-21 victory at the Rose Bowl on Sept. 9, 2000.

Bruins' tight end Moliki Matavao had eight receptions and a team-leading 120 reception yards to lead the team's receiving corps.

UCLA outgained Fresno State in total offensive yards by a 363 to 281 margin, as the Bruins registered 289 total passing yards. The Bruins' defense held Fresno State to a late field goal in the second half.

Fresno State	0	10	0	3	--13
UCLA	3	3	7	7	--20

Weather: Sunny 74/Attn.: 35,018

First Quarter

04:36 UCLA - #94 M.Bhaghani 23 yd FG, 10-58, 03:30

Second Quarter

12:51 UCLA - #94 M.Bhaghani 40 yd FG, 4--10, 01:11
 07:29 FRES - #11 R.Sharpe 7 yd pass from #1 M.Keene (#46 D.Lynch kick), 14-76, 05:17
 00:00 FRES - #46 D.Lynch 48 yd FG, 10-60, 01:18

Third Quarter

11:43 UCLA - #25 T.Harden 5 yd rush (#94 M.Bhaghani kick), 4-56, 01:56

Fourth Quarter

01:38 UCLA - #7 J.Sturdivant 2 yd pass from #4 E.Garbers (#94 M.Bhaghani kick), 15-78, 06:14
 00:31 FRES - #46 D.Lynch 42 yd FG, 7-51, 01:07

UCLA		FRES
20	First Downs	15
32/74	Carries/Net Yards Rushing	13/62
289	Net Yards Passing	219
26/40/0	Pass Comp/Att/Int	30/45/0
72/363	Total Plays/Total Yards	58/281
1/0	Fumbles/Fumbles Lost	2/1
8/70	Penalties	6/50
37:14	Time of Possession	22:46
8/16	Third Down Conversion/Att	5/14
2/10	Sacks/Yds	3/18
4/5	Red Zone	1/1

Individual Leaders

Rushing - Frias (UCLA) 13-43, Donelsen (FRES) 6-41; Passing - Garbers (UCLA) 26-40-0-289-1, Keene (FRES) 30-43-0-219-1; Receiving - Matavao (UCLA) 8-120-0, Dalena 7-47-0; Tackles - Schwesinger (UCLA) 15, Clark (FRES) 10, Hamilton (FRES) 10

THE LAST TIME . . .

UCLA INDIVIDUAL RUSHING

Had 100+ rushing yards

T.J. Harden vs. Iowa, 2024 (125)

QB had 100+ rushing yards

Collin Schlee vs. Boise State, 2023 (127)

QB had 160+ rushing yards

Brett Hundley vs. Virginia Tech, 2013 (161)

QB had 100+ rushing yards and 300+ passing yards

Dorian Thompson-Robinson at Colorado, 2020 (109 rushing, 303 passing)

Had 200+ rushing yards

Brittain Brown vs. Stanford, 2020 (219)

Had 300+ rushing yards

Maurice Jones-Drew at Washington, 2004 (322)

Had 100+ rushing yards in back-to-back games

Carson Steele, 2023 (at Oregon State - 110, vs. Washington State - 141)

Had 100+ rushing yards in 3 straight games

Zach Charbonnet, 2022 (5 games: vs. Stanford - 198, at Oregon - 151, at Colorado - 104, vs. Utah - 198, vs. Washington - 124)

Had 100+ rushing yards in 4 straight games

Zach Charbonnet, 2022 (5 games: vs. Stanford - 198, at Oregon - 151, at Colorado - 104, vs. Utah - 198, vs. Washington - 124)

Had 100+ rushing yards in 5 straight games

Zach Charbonnet, 2022 (5 games: vs. Stanford - 198, at Oregon - 151, at Colorado - 104, vs. Utah - 198, vs. Washington - 124)

Had 100+ rushing yards in more than 5 straight games

Tyler Ebell, 2002 (6 games)

Had 200+ rushing yards in back-to-back games

Johnathan Franklin, 2012 (at Rice - 214, vs. Nebraska - 217)

2 players had 100+ rushing yards each

Collin Schlee (127), T.J. Harden (105) vs. Boise State, 2023

Had 35+ rushing attempts

Joshua Kelley vs. USC, 2018 (40)

Had 3 rushing touchdowns

Carson Steele at Stanford, 2023 (3)

Had 4 rushing touchdowns

Joshua Kelley vs. Arizona State, 2019 (4)

Had 5+ rushing touchdowns

Maurice Drew at Washington, 2004 (5)

Had run of 50+ yards

Ethan Garbers at Nebraska, 2024 (57)

Had run of 60+ yards

T.J. Harden vs. North Carolina Central, 2023 (62)

Had run of 70+ yards

Kazmeir Allen at Arizona State, 2022 (75)

Had run of 75+ yards

Kazmeir Allen at Arizona State, 2022 (75)

Had run of 85+ yards

Paul Perkins at Colorado, 2014 (92)

Had run of 90+ yards

Paul Perkins at Colorado, 2014 (92)

UCLA INDIVIDUAL PASSING

Had 300+ passing yards

Ethan Garbers at Rutgers, 2024 (383)

Had 350+ passing yards

Ethan Garbers at Rutgers, 2024 (383)

Had 400+ passing yards

Dorian Thompson-Robinson at Washington State, 2019 (507)

Had 500+ passing yards

Dorian Thompson-Robinson at Washington State, 2019 (507)

Had fewer than 100 passing yards

Dorian Thompson-Robinson at Arizona, 2021 (82)

Had 30+ completions

Ethan Garbers at Rutgers, 2024 (32)

Had 50+ passing attempts

Josh Rosen at USC, 2017 (52)

Had 60+ passing attempts

Josh Rosen at Stanford, 2017 (60)

Had 5 touchdown passes

Dorian Thompson-Robinson at Washington State, 2019

Had more than 5 touchdown passes

Drew Olson vs. Oregon State, 2005 (6)

Had 4+ passes intercepted

Mike Fafaul vs. Utah, 2016 (4)

Had 300+ total offense yards

Ethan Garbers at Rutgers, 2024 (431)

Had 350+ total offense yards

Ethan Garbers at Rutgers, 2024 (431)

Had 400+ total offense yards

Ethan Garbers at Rutgers, 2024 (431)

Had 450+ total offense yards

Dorian Thompson-Robinson at Washington State, 2019 (564)

Had 500+ total offense yards

Dorian Thompson-Robinson at Washington State, 2019 (564)

Had completion of 50+ yards

Ethan Garbers to Keegan Jones at Rutgers, 2024 (67)

Had completion of 60+ yards

Ethan Garbers to Keegan Jones at Rutgers, 2024 (67)

Had completion of 70+ yards

Dante Moore to Josiah Norwood at San Diego State, 2023 (81)

Had completion of 80+ yards

Dante Moore to Josiah Norwood at San Diego State, 2023 (81)

Had completion of 90+ yards

Dorian Thompson-Robinson to Demetric Felton Jr. at Washington State, 2019 (94)

UCLA INDIVIDUAL RECEIVING

Had 100+ receiving yards

Moliki Matavao vs. Fresno State, 2024 (120)

Had 150+ receiving yards

Greg Dulcich vs. USC, 2020 (167)

Had 200+ receiving yards

Jordan Lasley vs. California, 2017 (227)

Had 200+ receiving yards in back-to-back games

Jordan Lasley, 2017 (at USC - 204, vs. California - 227)

Had 100+ receiving yards in 3+ straight games

Jordan Lasley, 2017 (4 games: vs. Kansas State - 128, vs. California - 227, at USC - 204, vs. Arizona State - 162)

2 players had 100+ receiving yards each

Keegan Jones (114) & Moliki Matavao (104) at Rutgers, 2024

3 players had 100+ receiving yards each

Caleb Wilson (207), Darren Andrews (143), Jordan Lasley (100) vs. Texas A&M, 2017

RB had 100+ receiving yards

Keegan Jones at Rutgers, 2024 (114)

Had 10+ receptions

Kazmeir Allen vs. Bowling Green, 2022 (10)

Had reception of 80+ yards

Josiah Norwood at San Diego State, 2023 (81)

Had reception of 90+ yards

Demetric Felton Jr. at Washington State, 2019 (94)

Had 3 receiving touchdowns

Michael Ezeike vs. USC, 2022 (3)

Had 4+ receiving touchdowns

J.J. Stokes vs. Washington, 1993 (4)

UCLA INDIVIDUAL DEFENSE

Had 15+ total tackles

Carson Schwesinger vs. Fresno State, 2024 (15)

Had 20+ total tackles

Reggie Carter at BYU, 2008 (20)

Defensive lineman had 10 total tackles

Oluwafemi Oladejo at Penn State, 2024 (10)

Defensive lineman had more than 10 total tackles

Takkarist McKinley at California, 2016 (11)

Had 2+ interceptions

Carson Schwesinger vs. Iowa, 2024 (2)

Had 3+ interceptions

Sheldon Price vs. Houston, 2012 (3)

Had 4.0+ tackles for loss

Oluwafemi Oladejo vs. Iowa, 2024 (4.0)

Had 5.0+ tackles for loss

Takkarist McKinley vs. Utah, 2016 (5.0)

Had 3.0+ sacks

Laiatu Latu vs. Colorado, 2023 (3.0)

Had 4.0+ sacks

Brendon Ayanbadejo vs. USC, 1998 (4.0)

Recorded safety

Team - vs. Washington, 2022
Individual - Martin Andrus Jr. vs. Stanford, 2018

Returned fumble recovery for touchdown

Alex Johnson at USC, 2023 (11 yards)

Had interception return for touchdown

Kain Medrano at Nebraska, 2024 (38 yards)

Had interception return of 95+ yards

Bryan Addison vs. Oregon, 2024 (96)

UCLA INDIVIDUAL SPECIAL TEAMS

Had kickoff return for touchdown

Kazmeir Allen at USC, 2021 (100 yards)

Had punt return for touchdown

Kyle Phillips vs. Colorado, 2021 (82 yards)

Returned blocked punt for touchdown

David Priebe (block by Ale Kaho) vs. Hawai'i, 2021

Recorded safety on blocked punt

Sean Westgate vs. Washington State, 2009

Returned blocked field goal for touchdown

Sheldon Price at Washington State, 2012 (68 yards)

Scored on blocked extra-point attempt

Bret Lockett vs. Fresno State, 2008

Blocked extra-point attempt

Datone Jones, Cassius Marsh at California, 2012

Blocked field goal Quentin Lake, Jay Shaw at Colorado, 2020
Blocked punt Carson Schwesinger vs. Fresno State, 2024
Converted field goal of 50+ yards Mateen Bhaghani vs. USC, 2024 (51 yards)
Converted field goal of 60+ yards Ka'imi Fairbairn vs. California, 2015 (60 yards)
Converted last-second field goal to win game Nicholas Barr-Mira vs. South Alabama, 2022 (24 yards, 0:00 remaining)
Converted 4+ field goals Nicholas Barr-Mira vs. South Alabama, 2022 (4)
Converted 5+ field goals Nate Fikse vs. Stanford, 2002 (5)
Attempted 5+ field goals Kai Forbath at Tennessee, 2009 (5)
Had 10 punts Aaron Perez vs. USC, 2008 (10)
Had 5+ punts downed inside 20-yard line Matt Mengel vs. Arizona, 2014 (6)
UCLA TEAM
Scored 60+ points 62 at USC, 2021 (62-33)
Scored 50+ points 59 vs. North Carolina Central, 2023 (59-7)
Scored 30+ points in quarter Q1 vs. North Carolina Central, 2023 (35)
Had 4 touchdowns in quarter Q1 vs. North Carolina Central, 2023 (5)
Had 5 touchdowns in quarter Q1 vs. North Carolina Central, 2023 (5)
Had 40+ points in half 1H vs. North Carolina Central, 2023 (45)
Had 50+ points in half 2H at Washington State, 2019 (50)
Did not score in first half at Hawai'i, 2024 (0-10)
Did not score in second half at LSU, 2024 (0-14)
Shut out opponent at home vs. Oregon, 2007 (16-0)
Shut out opponent on road at Oregon State, 2015 (41-0)
Played overtime game vs. Stanford, 2020 (lost 48-48 2OT)
Did not allow touchdown at Utah, 2015 (won 17-9)
Did not score touchdown at Utah, 2019 (lost 49-3)
Had 300+ rushing yards vs. North Carolina Central, 2023 (39 carries, 404 yards)
Had 400+ rushing yards vs. North Carolina Central, 2023 (39 carries, 404 yards)
Had 500+ rushing yards vs. Washington, 1973 (65 carries, 566 yards)
Had fewer than 25 rushing yards at LSU, 2024 (22 carries, 14 yards)
Had 300+ passing yards at Rutgers, 2024 (383)
Had 400+ passing yards at Washington State, 2019 (507)

Had 500+ passing yards at Washington State, 2019 (507)
Had fewer than 75 passing yards at Oregon, 2013 (64)
Had 500+ total offense yards vs. Boise State, 2023 (510 - 280 rushing, 230 passing)
Had 600+ total offense yards vs. North Carolina Central, 2023 (614 - 404 rushing, 210 passing)
Had fewer than 200 total offense yards vs. Oregon, 2024 (172)
Had fewer than 150 total offense yards at California, 2010 (144)
Had fewer than 115 total offense yards at USC, 2001 (114)
Had 10+ sacks vs. BYU, 1993 (11)
Had 5+ forced fumbles vs. Oklahoma, 2005 (7)
Had 5+ recovered fumbles vs. USC, 1998 (5)
Intercepted 5+ passes at Utah, 2013 (6)
Had 0 turnovers vs. Fresno State, 2024
Had 0 punts at Oregon, 2022
Beat top-25 (AP) team at home vs. No. 13 Washington State, 2023
Beat top-20 (AP) team at home vs. No. 13 Washington State, 2023
Beat top-15 (AP) team at home vs. No. 13 Washington State, 2023
Beat top-10 (AP) team at home vs. No. 9 Oregon, 2007
Beat top-5 (AP) team at home vs. No. 2 USC, 2006
Beat top-25 (AP) team on road at No. 19 Washington State, 2019
Beat top-20 (AP) team on road at No. 19 Washington State, 2019
Beat top-15 (AP) team on road at No. 15 Arizona State, 2014
Beat top-10 (AP) team on road at No. 7 Texas, 2010
Beat top-5 (AP) team on road at No. 2 Washington, 1990

UCLA MISCELLANEOUS

Had successful 2-point conversion Keegan Jones pass from Justyn Martin at Penn State, 2024
Individual had 4+ touchdowns Joshua Kelley vs. Arizona State, 2019 (4 rushing)
Individual had 4+ touchdowns of 75+ yards in season Demetric Felton Jr., 2019 (4)
Individuals had games of 100+ rushing yards and 100+ receiving yards in season Demetric Felton Jr., 2019 vs. Oregon State (111 rushing), at Washington State (150 receiving)
Had 300+ total offense yards in 3+ straight games Dorian Thompson-Robinson, 2022 at Oregon (300), vs. Utah (307), vs. Washington (368)

Defensive player had touchdown on offense Kenny Clark pass from Josh Rosen vs. Virginia, 2015
Rallied to win from 20-point deficit at Washington State, 2019 (17-49 in Q3)
Rallied to win from double-digit deficit in fourth quarter at Washington State, 2019 (38-49 to 67-63)
Played game in snow at Utah, 2013 (42 degrees, snow flurries)
Played game in temperature below 30 degrees at Washington State, 2012 (27)
Played home game in rain vs. USC, 2012
Played road game in rain at California, 2016
Played game in temperature of 100+ degrees vs. Bowling Green, 2022 (100)

OPPONENT INDIVIDUAL RUSHING

Had 100+ rushing yards Kyle Monangal at Rutgers, 2024 (106)
2 players had 100+ rushing yards each J.J. Taylor (154), Gary Brightwell (121) vs. Arizona, 2018
Had 200+ rushing yards Zack Moss vs. Utah, 2018 (211)
Had 250+ rushing yards Bryce Love at Stanford, 2017 (263)
Had run of 50+ yards George Holani vs. Boise State, 2023 (66)
Had run of 60+ yards George Holani vs. Boise State, 2023 (66)
Had run of 75+ yards Darrell Henderson at Memphis, 2017 (80)
Had 35+ rushing attempts Michael Warren vs. Cincinnati, 2018 (35)
Had 40+ rushing attempts Jerome Harrison vs. Washington State, 2004 (42)
Had 4+ rushing touchdowns Tavion Thomas at Utah, 2021 (4)

OPPONENT INDIVIDUAL PASSING

Had 400+ passing yards Caleb Williams vs. USC, 2022 (470)
Had 30+ completions Dillon Gabriel vs. Oregon, 2024 (31)
Had 50+ passing attempts Jake Haener vs. Fresno State, 2021 (53)
Had 60+ passing attempts Anthony Gordon at Washington State, 2019 (61)
Had completion of 75+ yards Tyler Huntley to Samson Nacua at Utah, 2019 (83)
Had 4+ touchdown passes Kurtis Rourke vs. Indiana, 2024 (4)
Had 5+ touchdown passes Bo Nix at Oregon, 2022 (5)
Had 5+ passes intercepted Travis Wilson at Utah, 2013 (6)

OPPONENT INDIVIDUAL RECEIVING

Had 10+ receptions Daniel Jackson vs. Minnesota, 2024 (10)
2 players had 10+ receptions each Tyler Lockett (13), Curry Sexton (10) vs. Kansas State, 2014

Had 100+ receiving yards
[Jacob Gill](#) vs. Iowa, 2024 (138)

2 players had 100+ receiving yards
[Jalen Cropper](#) (141), [Josh Kelly](#) (120) vs. Fresno State, 2021

Had 150+ receiving yards
[Jeremiah Hunter](#) at California, 2022 (153)

Had 200+ receiving yards
[Simi Fehoko](#) vs. Stanford, 2020 (230)

Had 3+ receiving touchdowns
[Kayshon Boutte](#) vs. LSU, 2021 (3)

OPPONENT INDIVIDUAL DEFENSE

Had 20+ tackles
[Jordan Kunaszyk](#) at California, 2018 (22)

Had 3+ interceptions
[Clayton Isbell](#) vs. Coastal Carolina, 2023 (3)

Had 4+ sacks
[Kylan Wilborn](#) at Arizona, 2017 (4.0)

Had interception return for touchdown
[Ryan Cooper Jr.](#) at Oregon State, 2023 (67 yards)

Returned fumble recovery for touchdown
[Mika Tafua](#) at Utah, 2019 (68 yards)

OPPONENT INDIVIDUAL SPECIAL TEAMS

Had kick return for touchdown
[Jaydn Ott](#) vs. California, 2023 (100 yards)

Had punt return for touchdown
[Ugochukwu Amadi](#) at Oregon, 2018 (56 yards)

Returned blocked punt for touchdown
[Charles Rosser](#) vs. Bowling Green, 2022 (11 yards)

Converted field goal of 50+ yards
[Peyton Henry](#) vs. Washington, 2022 (50)

Converted 5+ field goals
[Ben Sauls](#) vs. Pittsburgh, 2022 (5)

OPPONENT TEAM

Recorded safety
at Utah, 2021

Scored on failed extra-point attempt
None

Scored 50+ points
52 at USC, 2019

Shut out UCLA at home
2010 vs. Stanford (35-0)

Shut out UCLA on road
2011 at USC (50-0)

Had 300+ rushing yards
vs. Oklahoma, 2019 (309)

Had fewer than 23 rushing yards
at USC, 2023 (3)

Had 400+ passing yards
vs. USC, 2022 (470)

Had fewer than 75 passing yards
vs. Oregon, 2017 (74)

Had 500+ total offense yards
vs. USC, 2022 (649)

Had 600+ total offense yards
vs. USC, 2022 (649)

Had fewer than 200 total offense yards
vs. Bowling Green, 2022 (162)

Had fewer than 150 total offense yards
at Arizona State, 2008 (122)

Had fewer than 100 total offense yards
vs. Arkansas, 1989 (42)

Had fewer than 50 total offense yards
vs. Arkansas, 1989 (42)

Forced more than 5 turnovers
vs. Notre Dame, 2007 (7)

Intercepted 4 passes
vs. Pittsburgh, 2022 (4)

Intercepted 5 passes
at Washington State, 2001 (5)

OPPONENT MISCELLANEOUS

Individual had 350+ all-purpose yards
[Christian McCaffrey](#) vs. Stanford, 2015 (369)

Had successful 2-point conversion
vs. Oregon, 2024

Individual had 4+ touchdowns
[Tavion Thomas](#) at Utah, 2021 (4)

Returned blocked field goal for touchdown
vs. Oregon State, 2002

Returned blocked punt for touchdown
vs. Bowling Green, 2022

Returned fumble recovery for touchdown
at Utah, 2019

Returned interception for touchdown
at Oregon State, 2023

Recovered own offensive fumble for touchdown
at Houston, 2011

Had blocked point-after attempt
vs. Rice, 2012

Had blocked punt
vs. Bowling Green, 2022

Had blocked field goal
at Arizona, 2023

BRUINS ... DID YOU KNOW?

17 Bruins in National Football Foundation Hall of Fame

In December 2024, Paul Cameron will become the 14th UCLA player, joining three Bruin coaches and 13 previous players, including 2014 inductee John Sciarra, 2012 inductee Jonathan Ogden, 2010 inductee Randy Cross and 2008 inductee Troy Aikman in the National Football Foundation (College Football) Hall of Fame.

6 Bruins in NFL Hall of Fame

Six Bruins have been voted into the NFL Hall of Fame, including Class of 2017 inductee DB Kenny Easley. Other Bruins in the Hall: OL Jonathan Ogden - 2013; QB Troy Aikman - 2006; DB Jimmy Johnson - 1994; WR/coach Tom Fears - 1970; QB/P/PK/DB Bob Waterfield - 1965.

35 First-Round Bruins

The selection of Laiatu Latu (Indianapolis) in the first round of the 2024 NFL Draft marked the 35th time a UCLA player has been taken in Round 1.

7 NCAA Championship Head Coaches on Staff

The following Bruin head coaches have won NCAA championships - Margueritte Aozasa (women's soccer), Kelly Inouye-Perez (softball), Billy Martin (men's tennis), Stella Sampras Webster (women's tennis), John Savage (baseball), John Speraw (men's volleyball) and Adam Wright (men's and women's water polo).

25 Bruins on CoSIDA Academic All-America Teams

Twenty-five Bruins have been selected to College Sports Communicators (CSC [formerly CoSIDA]) Academic All-America football teams a total of 31 times over the years. Offensive lineman Chris Joseph (2006, 2007) and receiver Cormac Carney (1981, 1982) were two-time first-team selections. Wide receiver Jake Bobo is the last Bruin to earn a first-team nod (2022). Linebacker Carson Schwesinger is the most recent Academic All-America honoree, being named to the second team in 2024.

6 Bruin QBs on Super Bowl Teams

UCLA has produced six quarterbacks - Troy Aikman, Steve Bono, Billy Kilmer, Tommy Maddox, Tom Ramsey and Jay Schroeder - to have played that position on a Super Bowl team.

21 Times Bruins Have Finished in Heisman Top 10

Gary Beban won the 1967 Heisman Trophy. When quarterback Drew Olson finished eighth in the 2005 balloting it marked the 21st time that a Bruin player has finished in the top 10 of the Heisman voting.

38 of Past 44 Super Bowls Have Featured a Bruin

UCLA has had at least one player on the teams which participated in the Super Bowl game in 38 of the past 44 contests. Kansas City Chiefs fullback Carson Steele (2023) was the latest Bruin to suit up in Super Bowl LIX.

3-Time Consensus All-Americans

The only three-time consensus All-Americans in Pac-12 Conference history are Bruins (LB Jerry Robinson, 1976-78 and S Kenny Easley, 1978-80).

Finalists for National Awards Since 2000

Since 2000, 17 UCLA football players have been either a finalist or winner for a National College Football player award a total of 26 times.
2024: [LB Carson Schwesinger](#) - Butkus Award finalist
2023: [DL Laiatu Latu](#) - Lombardi Award winner; Ted Hendricks Award winner; Bednarik Award finalist; Lott IMPACT Trophy finalist
2015: [K Ka'imi Fairbairn](#) - Lou Groza Award winner;
2014: [LB Eric Kendricks](#) - Lott IMPACT Trophy winner, Butkus Award winner; QB [Brett Hundley](#) - Manning Award finalist
2013: [LB Anthony Barr](#) - Lott IMPACT Trophy winner, Lombardi Award finalist, Bednarik Award finalist; [LB Myles Jack](#) - Hornung Award finalist
2012: [RB Johnathan Franklin](#) - Doak Walker Award finalist
2009: [K Kai Forbath](#) - Lou Groza Award winner
2006: [DL Justin Hickman](#) - Hendricks Award finalist
2005: [TE Mercedes Lewis](#) - Mackey Award winner
2004: [TE Mercedes Lewis](#) - Mackey Award finalist; [P Chris Kluwe](#) - Ray Guy Award finalist
2003: [DL Dave Ball](#) - Nagurski Trophy finalist, Lombardi Award finalist, Hendricks Award finalist, Chevrolet National Defensive Player of the Year Award
2002: [TE Mike Seidman](#) - Mackey Award finalist
2001: [LB Robert Thomas](#) - Butkus Award finalist
2000: [WR Freddie Mitchell](#) - Biletnikoff Award finalist

1st to 100 NCAA Championships

On May 13, 2007 UCLA became the first school in history to win 100 NCAA team championships. The Bruins ended the 2024-25 academic year with 124 NCAA titles - the third-most among all college programs - after winning 2024 men's water polo national championship.

2025 UCLA ALPHABETICAL ROSTER

No.	Name	Pos.	Ht.	Wt.	Yr.	Exp.	Hometown	Previous School / High School
50	Salem Abdul-Wahab	LS	6-1	250	R-Jr.	1V	Fontana, Calif.	Northern Colorado / Summit HS
69	Oluwafunto Akinshilo	OL	6-5	325	R-Sr.	SQ	Lagos, Nigeria	Iowa State / Leuzinger HS [CA]
74	Julian Armella	OL	6-6	320	R-Jr.	TR	Miami, Fla.	Florida State / St. Thomas Aquinas HS
63	K.D. Arnold	OL	6-7	300	Jr.	TR	Atmore, Ala.	Jacksonville State / Escambia County HS
44	Devin Aupiu	DL	6-5	270	R-Sr.	3V	Oxnard, Calif.	Notre Dame / Pacifica HS
44	Peter Bario	TE	6-3	245	R-So.	SQ	Sherman Oaks, Calif.	Campbell Hall
43	Brett Barry	DB	6-0	180	R-Fr.	SQ	San Diego, Calif.	Torrey Pines HS
12	Jamir Benjamin	DB	5-10	185	R-Fr.	SQ	Lansing, Mich.	West Bloomfield HS
52	Kechaun Bennett	DL	6-4	250	R-Sr.	TR	Suffield, Conn.	Michigan / Suffield Academy
0	Jalen Berger	RB	6-1	215	R-Sr.	1V	Newark, N.J.	Michigan State / Don Bosco Preparatory HS
94	Mateen Bhaghani	K	6-1	175	Jr.	1V	San Diego, Calif.	California / Del Norte HS
54	Garrison Blank	OL	6-7	330	Fr.	HS	Rocklin, Calif.	Rocklin HS
55	Eugene Brooks	OL	6-4	340	R-Fr.	TR	Las Vegas, Nev.	Oklahoma / Sierra Canyon School [CA]
89	Jace Brown	WR	6-3	200	Fr.	HS	Long Beach, Calif.	Long Beach Polytechnic HS
88	Grant Buckley	DL	6-5	255	R-So.	SQ	Bakersfield, Calif.	Liberty HS
97	Jacob Busic	DL	6-4	265	R-Sr.	1V	Westminster, Md.	Navy / Westminster HS
27	Isaiah Carlson	RB	6-2	225	R-So.	SQ	Ferndale, Wash.	Ferndale HS
32	Isaiah Chisom	LB	6-1	235	R-So.	TR	Santa Clarita, Calif.	Oregon State / Chaminade College Preparatory
1	Kanye Clark	DB	6-0	190	R-Fr.	SQ	Sacramento, Calif.	Capital Christian School
15	Pierce Clarkson	QB	6-1	195	R-So.	TR	Bellflower, Calif.	Ole Miss / St. John Bosco HS
75	Conor Clyde	OL	6-6	292	R-Sr.	TR	Chicago, Ill.	Loyola Academy / Dayton
24	Cole Cogshell	DL	6-2	245	Fr.	HS	Pasadena, Calif.	John Muir HS
31	Chase Coleman	DB	6-3	170	Fr.	HS	Frisco, Texas	Memorial HS
33	Karson Cox	RB	5-11	215	Fr.	HS	Victorville, Calif.	Oak Hills HS
11	Nico Davillier	DL	6-4	255	Sr.	TR	Maumelle, Ark.	Arkansas / Maumelle HS
72	Garrett DiGiorgio	OL	6-7	320	R-Sr.	4V	Oak Hills, Calif.	Serrano HS
37	Joshua Dixon	DB	6-0	195	R-So.	SQ	Van Nuys, Calif.	Harvard-Westlake School
12	Luke Duncan	QB	6-6	210	R-So.	SQ	Orinda, Calif.	Miramonte HS
41	Morrow Evans	LS	6-1	220	R-Fr.	TR	Houston, Texas	Ohio State / Episcopal HS
1	Rico Flores Jr.	WR	6-2	205	R-So.	SQ	North Highlands, Calif.	Notre Dame / Folsom HS
77	Courtland Ford	OL	6-6	315	R-Sr.	TR	Peoria, Ill.	Kentucky / Cedar Hill HS [TX]
82	Noah Fox-Flores	TE	6-4	245	Fr.	HS	Tacoma, Wash.	Graham-Kapowsin HS
22	Anthony Frias II	RB	5-10	225	R-Sr.	1V	Turlock, Calif.	Kansas State / Turlock HS
55	A.J. Fuimaono	DL	6-4	311	R-So.	1V	Las Vegas, Nev.	Liberty HS
3	Kwazi Gilmer	WR	6-2	190	So.	1V	Los Angeles, Calif.	Sierra Canyon School
19	Karson Gordon	WR	6-1	180	R-Fr.	SQ	Missouri City, Texas	Episcopal HS
17	Colton Gumino	QB	6-0	190	Fr.	HS	Arlington Heights, Ill.	John Hershey HS
81	Hudson Habermehl	TE	6-7	245	R-Sr.	2V	Roseville, Calif.	Woodcreek HS
95	Jalen Hargrove	DL	6-3	310	R-Sr.	TR	Paterson, N.J.	Rice / Choate Rosemary Hall [CT]
18	Henry Hasselbeck	QB	6-3	180	R-Fr.	SQ	Weston, Mass.	Xaverian Brothers HS
17	Lucien Holland	DL	6-4	210	Fr.	HS	Los Angeles, Calif.	Inglewood HS
27	Jadyn Hudson	DB	6-2	195	Fr.	HS	Pittsburg, Calif.	Pittsburg HS
10	Madden Iamaleava	QB	6-3	195	Fr.	TR	Long Beach, Calif.	Arkansas / Long Beach Polytechnic HS
9	Nico Iamaleava	QB	6-6	215	R-So.	TR	Long Beach, Calif.	Tennessee / Warren HS
25	Kuron Jabari Jr.	DB	6-0	190	Fr.	HS	Temecula, Calif.	Chaparral HS
28	Scooter Jackson	DB	6-1	185	Jr.	TR	Compton, Calif.	Utah Tech / Warren HS
35	Robert James III	DL	6-2	290	Fr.	HS	Inglewood, Calif.	Junipero Serra HS
58	Jaylan Jeffers	OL	6-6	315	R-Sr.	1V	Phoenix, Ariz.	Oregon / Saguaro HS
19	Jamier Johnson	DB	6-0	190	R-Sr.	TR	Pasadena, Calif.	Indiana / John Muir HS
50	Nehemiah Johnson	OL	6-5	340	Fr.	HS	Yorba Linda, Calif.	Orange Lutheran HS
30	Zeke Johnson	DB	6-2	185	Fr.	HS	Redondo Beach, Calif.	Redondo Union HS
15	Anthony Jones	DL	6-5	265	R-Jr.	TR	Las Vegas, Nev.	Michigan State / Liberty HS
2	Andre Jordan Jr.	DB	6-1	175	Jr.	TR	Federal Way, Wash.	Oregon State / Federal Way HS
49	Will Karoll	P	6-4	210	Jr.	TR	Mosman, Australia	Tulane / The King's School
4	Key Lawrence	DB	6-1	200	R-Sr.	TR	Nashville, Tenn.	Ole Miss / The Ensworth School
33	Ty Lee	LB	6-3	205	R-So.	1V	Garden Grove, Calif.	St. John Bosco HS
32	Troy Leigber	RB	6-1	210	R-Fr.	SQ	Laguna Hills, Calif.	Laguna Hills HS
67	Yutaka Mahe	OL	6-6	325	R-Sr.	1V	Hawthorne, Calif.	Da Vinci Schools
40	Mone Malafu	LB	6-2	240	R-So.	SQ	Kapa'a, Hawaii	Kapa'a HS
18	Jadyn Marshall	WR	6-1	200	R-Jr.	1V	Stockton, Calif.	Saint Mary's HS
73	Tautai Li'o Marks	OL	6-1	280	R-Sr.	TR	Santa Ana, Calif.	Mater Dei HS / Hawai'i
21	Cole Martin	DB	5-9	190	R-So.	TR	Pasadena, Calif.	Arizona State / Basha HS [AZ]
7	Mikey Matthews	WR	5-9	180	Jr.	TR	Irvine, Calif.	California / Mission Viejo HS
37	Jackson Meehan	WR	5-8	171	Sr.	TR	Westlake Village, Calif.	Santa Barbara CC / Agoura HS
23	Kyle Miller	WR	6-0	185	Sr.	TR	Compton, Calif.	Tennessee / Warren HS
97	Lennox Miller	P	6-4	210	Fr.	HS	Sydney, Australia	Oaks Christian School [CA]
2	Titus Mokiao-Atimalala	WR	6-1	190	R-Sr.	2V	Ewa Beach, Hawaii	UCF / James Campbell HS

NUMERICAL ROSTER

0	Jalen Berger
0	Donavyn Pellot
1	Kanye Clark
1	Rico Flores Jr.
2	Andre Jordan Jr.
2	Titus Mokiao-Atimalala
3	Kwazi Gilmer
3	Robert Stafford III
4	Key Lawrence
4	Ezavier Staples
6	JonJon Vaughns
6	Anthony Woods
7	Mikey Matthews
7	Aaron Williams
9	Nico Iamaleava
9	Jalen Woods
10	Madden Iamaleava
10	Ben Perry
11	Nico Davillier
11	Jaedon Wilson
12	Jamir Benjamin
12	Luke Duncan
14	Carter Shaw
14	LaRue Zamorano III
15	Pierce Clarkson
15	Anthony Jones
17	Colton Gumino
17	Lucien Holland
18	Henry Hasselbeck
18	Jadyn Marshall
18	Rodrick Pleasant
19	Karson Gordon
19	Jamier Johnson
20	Shane Rosenthal
20	Scott Taylor
21	Cole Martin
21	Jaiavian Thomas
22	Anthony Frias II
22	Croix Stewart
23	Kyle Miller
23	Bryon Threats
24	Cole Cogshell
25	Kuron Jabari Jr.
27	Isaiah Carlson
27	Jadyn Hudson
28	Scooter Jackson
28	Jack Pedersen
29	Marquise Villahermosa
30	Zeke Johnson
30	Halakilangi Muagututu'a
31	Chase Coleman
32	Isaiah Chisom
32	Troy Leigber
33	Karson Cox
33	Ty Lee
35	Robert James III
35	Cash Peterman
36	Wyatt Mosier
37	Joshua Dixon
37	Jackson Meehan
40	Mone Malafu
41	Morrow Evans
41	Jewelous "JuJu" Walls
43	Brett Barry
44	Devin Aupiu
44	Peter Bario
49	Will Karoll

2025 UCLA ALPHABETICAL ROSTER

No.	Name	Pos.	Ht.	Wt.	Yr.	Exp.	Hometown	Previous School / High School
36	Wyatt Mosier	LB	6-2	215	R-So.	1V	Yorba Linda, Calif.	Yorba Linda HS
30	Halakilangi Muagututi'a	LS	6-0	185	Fr.	HS	Laie, Hawaii	Kahuku High & Intermediate HS
81	Tyler Partlow	DL	6-4	280	Fr.	HS	Teaneck, N.J.	St. Thomas More School
28	Jack Pedersen	TE	6-5	240	R-Jr.	1V	Murrieta, Calif.	Vista Murrieta HS
0	Donavyn Pellot	LB	6-2	215	R-Fr.	SQ	Las Vegas, Nev.	Silverado HS
10	Ben Perry	LB	6-3	210	R-Sr.	TR	Chicago, Ill.	Louisville / Hillcrest HS
35	Cash Peterman	K	6-0	210	R-Sr.	TR	Chandler, Ariz.	Arizona / Chandler HS
18	Rodrick Pleasant	DB	5-10	175	R-So.	TR	Gardena, Calif.	Oregon / Junipero Serra HS
68	Noah Pulealii	OL	6-4	320	R-Sr.	SQ	Marina, Calif.	Palma School
53	Jacob Reis	LB	6-0	210	R-Fr.	SQ	Palos Verdes, Calif.	Palos Verdes HS
88	Jake Renda	TE	6-5	245	R-Jr.	TR	Princeton, N.J.	Pittsburgh / IMG Academy [FL]
20	Shane Rosenthal	WR	6-0	195	Fr.	HS	Newbury Park, Calif.	Newbury Park HS
86	Jalen Saint Paul	WR	6-0	185	R-Fr.	TR	Carlsbad, Calif.	Oregon / Carlsbad HS
54	Ashton Sanders	DL	6-2	290	R-So.	TR	Pasadena, Calif.	Oklahoma / Cathedral HS
75	Mark Schroller	OL	6-7	300	R-Fr.	SQ	Mission Viejo, Calif.	Mission Viejo HS
14	Carter Shaw	WR	6-3	195	R-So.	SQ	Atherton, Calif.	Sacred Heart Preparatory
87	Dylan Sims	TE	6-5	225	Fr.	HS	Queen Creek, Ariz.	Queen Creek HS
58	Gary Smith III	DL	6-2	340	R-Sr.	2V	Shelbyville, Tenn.	Duke / Shelbyville Central HS
66	Jensen Somerville	OL	6-8	320	R-Fr.	SQ	Lehi, Utah	Lehi HS
3	Robert Stafford III	DB	5-11	185	R-So.	TR	Melbourne, Fla.	Miami (FL) / Eau Gallie HS
4	Ezavier Staples	WR	6-4	205	R-Sr.	SQ	Long Beach, Calif.	Millikan HS
22	Croix Stewart	DB	6-2	205	R-Jr.	2V	Vallejo, Calif.	Benicia HS
91	Michael Sullivan	DL	6-5	250	R-Sr.	SQ	Sacramento, Calif.	American River College / Sheldon HS
62	Michael Sultemeier	OL	6-7	290	R-Fr.	SQ	Manhattan Beach, Calif.	Mira Costa HS
92	Siale Taupaki	DL	6-4	335	R-Jr.	2V	East Oakland, Calif.	Oakland HS
20	Scott Taylor	LB	6-4	235	Fr.	HS	Westchester, Calif.	Loyola HS
21	Jaivian Thomas	RB	5-11	195	Jr.	TR	Oakland, Calif.	California / McClymonds HS
23	Bryon Threats	DB	5-10	185	R-Sr.	TR	Columbus, Ohio	UCF / Coffman HS
71	Reuben Unije	OL	6-6	315	R-Sr.	1V	Atlanta, Ga.	Louisville / IMG Academy [FL]
6	JonJon Vaughns	LB	6-1	225	R-Sr.	4V	Pasadena, Calif.	St. John Bosco HS
29	Marquise Villahermosa	DB	5-10	175	R-So.	SQ	Los Angeles, Calif.	Warren HS
70	Caleb Walker	OL	6-5	310	R-Sr.	SQ	Visalia, Calif.	College of the Sequoias / El Diamante HS
41	Jewelous "JuJu" Walls	LB	6-2	215	Fr.	HS	Pittsburg, Calif.	Pittsburg HS
83	Russell Weir	WR	6-1	200	R-Fr.	SQ	Corona del Mar, Calif.	Corona del Mar HS
7	Aaron Williams	DB	6-2	190	R-So.	TR	Moreno Valley, Calif.	Louisville / St. John Bosco HS
99	Keanu Williams	DL	6-5	320	R-Sr.	1V	Clovis, Calif.	Oregon / Clovis HS
11	Jaedon Wilson	WR	6-3	185	R-Sr.	TR	DeSoto, Texas	Arkansas / DeSoto HS
6	Anthony Woods	RB	5-11	185	R-Jr.	TR	Palmdale, Calif.	Utah / Palmdale HS
9	Jalen Woods	LB	6-1	225	R-Jr.	2V	Compton, Calif.	St. John Bosco HS
64	Sam Yoon	OL	6-5	315	R-Jr.	1V	Pasadena, Calif.	Loyola HS
14	LaRue Zamorano III	DB	6-2	190	Fr.	HS	Los Angeles, Calif.	Centennial HS

NUMERICAL ROSTER

50	Salem Abdul-Wahab
50	Nehemiah Johnson
52	Kechaun Bennett
53	Jacob Reis
54	Garrison Blank
54	Ashton Sanders
55	Eugene Brooks
55	A.J. Fuimaono
58	Jaylan Jeffers
58	Gary Smith III
62	Michael Sultemeier
63	K.D. Arnold
64	Sam Yoon
66	Jensen Somerville
67	Yutaka Mahe
68	Noah Pulealii
69	Oluwafunto Akinshilo
70	Caleb Walker
71	Reuben Unije
72	Garrett DiGiorgio
73	Tautai Li'o Marks
74	Julian Armella
75	Mark Schroller
75	Conor Clyde
77	Courtland Ford
81	Hudson Habermehl
81	Tyler Partlow
82	Noah Fox-Flores
83	Russell Weir
86	Jalen Saint Paul
87	Dylan Sims
88	Grant Buckley
88	Jake Renda
89	Jace Brown
91	Michael Sullivan
92	Siale Taupaki
94	Mateen Bhaghani
95	Jalen Hargrove
97	Jacob Busic
97	Lennox Miller
99	Keanu Williams

PRONUNCIATION GUIDE

Note: Online pronunciation guide provided by TheNameEngine.com also can be found at www.uclabruins.com on the football roster page. To hear a pronunciation of these names, click on the ear icon beside the name and a correct pronunciation will be provided.

Coaches

Ikaika Malloeee-KYE-kuh mah-LOY
Tino Sunserisun-SAIR-ee

Players

Salem Abdul-WahabSAY-lem AB-dool wuh-HOB
Oluwafunto Akinshilo AH-loo-wah-fawn-toe ah-kin-SHEE-lo
Devin Aupiuah-PEW
Peter BarioBAR-ee-oh
Kechaun BennettKAY-shawn
Mateen Bhaghanimuh-TEEN buh-GAW-nee
Jacob BusicBYOO-sick
Isaiah ChisomCHIZZ-um
Nico DavillierDAV-ull-yay
Garrett DiGiorgioDEE-george-ee-oh

A.J. Fuimaonofoo-EE-ma-oh-no
Kwazi GilmerQUAH-zee
Colton GuminoGUH-me-no
Hudson HabermehlHAB-er-mill
Lucien HollandLOO-see-ahn
Madden/Nico Iamaleavaee-AH-mah-lay-ah-vah
Kuron Jabari Jr.cuh-RON
Troy LeigberLEE-burr
Yutaka MaheYOO-tah-kuh MA-hay
Mone MalafuMO-nay mah-LAW-foo
Titus Mokiao-Atimalalamo-kee-OW-ah-TEE-ma-la-la
Wyatt MosierMO-zhurr
Halakilangi Muagaututiahaw-law-KEE-long-ee MOO-ah-loo-too-tee-ah

Tyler PartlowPART-lo
Donavyn PellotDAH-nuh-vin peh-LOT
Noah Pulealiipoo-lay-AH-lee-ee
Jacob Reislike "Reese"
Jensen Somervillelike "summer"-vill
Ezavier StaplesE-zay-vee-er
Croix StewartCROY
Michael SultemeierSULL-tuh-my-er
Siale Taupakisee-AH-lee tao-PAW-key
Jaivian ThomasJAY-vee-en
Reuben Unijeyou-NEE-jay
Marquise Villahermosamar-KEESE vee-uh-HER-mo-suh
Russell WeirWEER
Jaedon WilsonJAY-din



2024-25 UCLA Football
Game Results
All games

Page 1/1
as of Aug 26, 2025

Team Results

	Date	Opponent		Score	Overall	Conf	Time	Attend
	08/31/2024	at Hawaii	W	16-13	1-0	0-0	3:29	15194
*	09/14/2024	Indiana	L	13-42	1-1	0-1	3:12	47811
	09/21/2024	at LSU	L	17-34	1-2	0-1	3:23	100315
*	09/28/2024	Oregon	L	13-34	1-3	0-2	3:13	43051
*	10/05/2024	at Penn St.	L	11-27	1-4	0-3	3:08	110047
*	10/12/2024	Minnesota	L	17-21	1-5	0-4	3:22	42012
*	10/19/2024	at Rutgers	W	35-32	2-5	1-4	3:35	53726
*	11/02/2024	at Nebraska	W	27-20	3-5	2-4	3:22	87453
*	11/08/2024	Iowa	W	20-17	4-5	3-4	3:14	53467
*	11/15/2024	at Washington	L	19-31	4-6	3-5	3:38	68811
*	11/23/2024	Southern California	L	13-19	4-7	3-6	3:19	59473
	11/30/2024	Fresno St.	W	20-13	5-7	3-6	3:07	35018



2024-25 UCLA Football
Team Game-by-Game
All games

Page 1/1
as of Aug 26, 2025

Date	Opponent	Rushing				Receiving				Passing				Kick Returns				Punt Returns				tot		
		no.	yds	td	lg	no.	yds	td	lg	cmp	att	int	yds	td	lg	no.	yds	td	lg	no.	yds	td	lg	off
08/31/2024	at Hawaii	20	71	0	16	19	272	1	53	19	38	2	272	1	53	0	0	0	0	1	11	0	11	343
09/14/2024	Indiana	26	96	1	20	15	142	0	24	15	24	1	142	0	24	4	78	0	22	0	0	0	0	238
09/21/2024	at LSU	22	14	0	17	22	281	2	32	22	36	1	281	2	32	0	0	0	0	0	0	0	0	295
09/28/2024	Oregon	24	47	0	21	13	125	0	23	13	24	2	125	0	23	1	18	0	18	0	0	0	0	172
10/05/2024	at Penn St.	29	93	0	22	22	167	1	53	22	30	0	167	1	53	2	43	0	24	0	0	0	0	260
10/12/2024	Minnesota	26	36	1	10	25	293	1	42	25	36	3	293	1	42	1	21	0	21	2	30	0	18	329
10/19/2024	at Rutgers	31	95	1	49	32	383	4	67	32	38	0	383	4	67	1	10	0	10	0	0	0	0	478
11/02/2024	at Nebraska	30	139	0	57	17	219	2	48	17	25	0	219	2	48	1	17	0	17	1	16	0	16	358
11/08/2024	Iowa	39	211	0	29	21	203	2	29	21	34	2	203	2	29	0	0	0	0	0	0	0	0	414
11/15/2024	at Washington	33	52	0	15	27	267	2	27	27	44	0	267	2	27	3	29	0	12	0	0	0	0	319
11/23/2024	Southern California	26	111	0	40	20	265	1	45	20	29	0	265	1	45	1	30	0	30	0	0	0	0	376
11/30/2024	Fresno St.	32	74	1	9	26	289	1	35	26	40	0	289	1	35	1	34	0	34	1	-1	0	0	363
UCLA		338	1039	4	57	259	2906	17	67	259	398	11	2906	17	67	15	280	0	34	5	56	0	18	3945
Opponents		345	1154	17	30	269	2936	19	64	269	411	10	2936	19	64	17	306	0	41	13	81	0	13	4090

UCLA Averages

Games	Avg/ rush	Avg/ catch	Pass effic	KR avg	PR avg	All purpose avg/game	Total offense avg/game
12	3.1	11.2	135.0	18.7	11.2	371.5	328.8

Date	Opponent	Tackles				Sacks		Fumble		Pass Defense			blkd	PAT attempts			off		
		ua	a	total	tfl-yds	no	yds	ff	fr-yds	int-yds	qbh	brup	kick	kick	rush	rcv	saf	t/o	pts
08/31/2024	at Hawaii	45	6	51	11.0-36	5	26	2	1-0	2	0	7	0	1-1	0	0	0	3	16
09/14/2024	Indiana	39	16	55	4.0-5	0	0	0	0-0	0	1	6	0	1-1	0	0	0	0	13
09/21/2024	at LSU	43	20	63	2.0-2	0	0	0	0-0	0	3	3	0	2-2	0	0	0	0	17
09/28/2024	Oregon	54	18	72	5.0-14	0	0	1	0-0	1	96	1	2	1-1	0	0	0	7	13
10/05/2024	at Penn St.	28	36	64	4.0-14	1	9	0	0-0	0	1	2	0	0-0	0	1	0	0	11
10/12/2024	Minnesota	46	8	54	7.0-24	3	20	0	0-0	0	3	1	0	2-2	0	0	0	0	17
10/19/2024	at Rutgers	18	30	48	1.0-7	1	7	0	0-0	1	10	0	3	5-5	0	0	0	0	35
11/02/2024	at Nebraska	34	28	62	7.0-29	4	23	0	0-0	2	38	7	7	3-3	0	0	0	7	27
11/08/2024	Iowa	33	16	49	8.0-22	3	11	1	1-12	2	13	2	2	2-2	0	0	0	7	20
11/15/2024	at Washington	34	26	60	5.0-16	1	9	0	0-0	2	20	0	3	1-1	0	0	0	3	19
11/23/2024	Southern California	38	14	52	6.0-23	2	18	2	0-0	0	5	7	0	1-1	0	0	0	0	13
11/30/2024	Fresno St.	41	10	51	4.0-13	2	10	2	1-0	0	0	2	7	2-2	0	0	0	3	20
UCLA		453	228	681	64.0-205	22	133	8	3-12	10	177	27	50	0	21	21	0	1	221
Opponents		425	272	697	65.0-304	34	234	8	6-2	11	9	35	42	0	31	33	0	1	303

		Punting										Field Goals			Kickoffs				
Date	Opponent	no.	yds	avg	long	blkd	tb	fc	50+	i20	md-att	long	blkd	no.	yds	avg	tb	ob	
08/31/2024	at Hawaii	4	146	36.5	62	0	0	1	1	1	3-4	37	0	5	304	60.8	2	0	
09/14/2024	Indiana	2	95	47.5	50	0	0	2	1	2	2-3	34	0	4	257	64.3	1	0	
09/21/2024	at LSU	4	197	49.3	61	0	0	1	3	3	1-1	47	0	4	260	65.0	4	0	
09/28/2024	Oregon	5	220	44.0	48	0	0	3	0	1	2-2	54	0	4	240	60.0	1	1	
10/05/2024	at Penn St.	4	180	45.0	49	0	0	1	0	1	1-1	25	0	2	130	65.0	1	0	
10/12/2024	Minnesota	5	210	42.0	52	0	0	0	1	2	1-1	34	0	3	187	62.3	2	0	
10/19/2024	at Rutgers	2	79	39.5	41	0	0	0	0	1	0-1	0	0	6	369	61.5	2	0	
11/02/2024	at Nebraska	5	208	41.6	47	0	1	4	0	2	2-2	26	0	6	389	64.8	5	0	
11/08/2024	Iowa	1	55	55.0	55	0	0	0	1	0	2-3	57	0	5	322	64.4	3	1	
11/15/2024	at Washington	3	92	30.7	50	0	0	0	1	0	2-3	40	0	5	295	59.0	1	0	
11/23/2024	Southern California	3	106	35.3	54	0	0	1	1	2	2-2	51	0	4	254	63.5	1	0	
11/30/2024	Fresno St.	5	244	48.8	61	0	2	2	2	3	2-2	40	0	5	315	63.0	2	0	
UCLA		43	1832	42.6	62	0	3	15	11	18	20-25	57	0	53	3322	62.7	25	2	
Opponents		38	1623	42.7	65	0	1	21	7	16	18-19	49	0	64	3893	60.8	33	3	



2024-25 UCLA Football
Opponents Game-by-Game
All games

Page 1/1
as of Aug 26, 2025

Date	Opponent	Rushing				Receiving				Passing				Kick Returns				Punt Returns				tot		
		no.	yds	td	lg	no.	yds	td	lg	cmp	att	int	yds	td	lg	no.	yds	td	lg	no.	yds	td	lg	off
08/31/2024	at Hawaii	28	51	0	19	25	227	1	23	25-42-2	227	1	23	2	23	0	13	0	0	0	0	0	0	278
09/14/2024	Indiana	29	123	2	14	25	307	4	33	25-33-0	307	4	33	1	13	0	13	0	0	0	0	0	430	
09/21/2024	at LSU	28	102	1	23	32	352	3	45	32-44-0	352	3	45	0	0	0	0	1	10	0	10		454	
09/28/2024	Oregon	36	153	1	16	31	278	3	52	31-42-1	278	3	52	1	26	0	26	2	21	0	12		431	
10/05/2024	at Penn St.	30	85	2	11	17	237	1	57	17-24-0	237	1	57	1	27	0	27	3	11	0	9		322	
10/12/2024	Minnesota	24	41	1	12	26	193	2	27	26-37-0	193	2	27	1	21	0	21	3	4	0	3		234	
10/19/2024	at Rutgers	29	135	4	30	18	287	0	59	18-30-1	287	0	59	0	0	0	0	1	2	0	2		422	
11/02/2024	at Nebraska	38	113	2	14	16	209	1	40	16-34-2	209	1	40	1	18	0	18	0	0	0	0		322	
11/08/2024	Iowa	31	80	2	15	9	185	0	59	9-15-2	185	0	59	1	25	0	25	1	13	0	13		265	
11/15/2024	at Washington	30	123	2	16	20	182	2	32	20-29-2	182	2	32	3	23	0	25	1	13	0	13		305	
11/23/2024	Southern California	29	86	0	21	20	260	1	64	20-36-0	260	1	64	3	88	0	41	0	0	0	0		346	
11/30/2024	Fresno St.	13	62	0	24	30	219	1	38	30-45-0	219	1	38	3	42	0	18	1	7	0	7		281	
Opponents		345	1154	17	30	269	2936	19	64	269-411-10	2936	19	64	17	306	0	41	13	81	0	13		4090	
UCLA		338	1039	4	57	259	2906	17	67	259-398-11	2906	17	67	15	280	0	34	5	56	0	18		3945	

Opponents Averages

Games	Avg/ rush	Avg/ catch	Pass effic	KR avg	PR avg	All purpose avg/game	Total offense avg/game
12	3.3	10.9	135.8	18.0	6.2	373.8	340.8

Date	Opponent	ua	Tackles			Sacks no-yds	Fumble		Pass Defense			blkd kick	PAT attempts			off		
			a	total	tfl-yds		ff	fr-yds	int-yds	qbh	brup		kick	rush	rcv	saf	t/o	pts
08/31/2024	at Hawaii	29	10	39	6.0-11	1-2	0	0-0	2-7	3	7	0	1-1	0	0	0	3	13
09/14/2024	Indiana	29	22	51	3.0-12	2-11	0	1-0	1-0	2	2	0	6-6	0	0	0	14	42
09/21/2024	at LSU	31	18	49	5.0-41	5-41	1	1-0	1-0	6	3	0	4-4	0	0	0	3	34
09/28/2024	Oregon	29	12	41	7.0-31	4-21	0	0-0	2-0	1	4	0	2-3	0	1	0	13	34
10/05/2024	at Penn St.	30	40	70	7.0-44	2-30	1	0-0	0-0	4	3	0	3-3	0	0	0	0	27
10/12/2024	Minnesota	40	16	56	5.0-21	3-19	1	0-0	3-2	3	2	0	3-3	0	0	0	7	21
10/19/2024	at Rutgers	28	46	74	6.0-21	3-14	1	1-0	0-0	2	2	0	2-2	0	0	0	0	32
11/02/2024	at Nebraska	32	28	60	4.0-15	2-12	0	0-0	0-0	2	2	0	2-3	0	0	0	0	20
11/08/2024	Iowa	50	16	66	4.0-9	0-0	1	1-0	2-0	7	2	0	2-2	0	0	0	10	17
11/15/2024	at Washington	50	16	66	9.0-52	6-49	2	2-2	0-0	0	6	0	4-4	0	0	0	3	31
11/23/2024	Southern California	35	18	53	3.0-17	3-17	0	0-0	0-0	4	4	0	1-1	0	0	0	0	19
11/30/2024	Fresno St.	42	30	72	6.0-30	3-18	1	0-0	0-0	1	5	0	1-1	0	0	0	0	13
Opponents		425	272	697	65.0-304	34-234	8	6-2	11-9	35	42	0	31-33	0	1	0	53	303
UCLA		453	228	681	64.0-205	22-133	8	3-12	10-177	27	50	0	21-21	0	1	0	30	221

		Punting										Field Goals			Kickoffs				
Date	Opponent	no.	yds	avg	long	blkd	tb	fc	50+	i20	md-att	long	blkd	no.	yds	avg	tb	ob	
08/31/2024	at Hawaii	5	227	45.4	65	0	1	0	2	2	2-2	28	0	3	195	65.0	3	0	
09/14/2024	Indiana	1	38	38.0	38	0	0	1	0	0	0-0	0	0	7	435	62.1	0	1	
09/21/2024	at LSU	1	37	37.0	37	0	0	0	0	1	2-2	32	0	7	455	65.0	7	0	
09/28/2024	Oregon	2	83	41.5	43	0	0	1	0	1	2-2	42	0	7	446	63.7	5	1	
10/05/2024	at Penn St.	3	111	37.0	38	0	0	2	0	0	2-2	40	0	6	387	64.5	4	0	
10/12/2024	Minnesota	6	261	43.5	48	0	0	3	0	3	0-1	0	0	4	244	61.0	3	0	
10/19/2024	at Rutgers	2	84	42.0	44	0	0	2	0	1	2-2	49	0	7	389	55.6	2	0	
11/02/2024	at Nebraska	3	167	55.7	64	0	0	1	3	1	0-0	0	0	4	256	64.0	3	0	
11/08/2024	Iowa	3	117	39.0	50	0	0	1	1	1	1-1	24	0	4	259	64.8	0	0	
11/15/2024	at Washington	2	73	36.5	42	0	0	2	0	2	1-1	41	0	6	290	48.3	1	0	
11/23/2024	Southern California	3	141	47.0	52	0	0	2	1	3	4-4	30	0	6	390	65.0	4	0	
11/30/2024	Fresno St.	7	284	40.6	49	0	0	6	0	1	2-2	48	0	3	147	49.0	1	1	
Opponents		38	1623	42.7	65	0	1	21	7	16	18-19	49	0	64	3893	60.8	33	3	
UCLA		43	1832	42.6	62	0	3	15	11	18	20-25	57	0	53	3322	62.7	25	2	



2024-25 UCLA Football
Overall Team Statistics
All games

Page 1/2
as of Aug 26, 2025

Team Statistics

	UCLA	OPP
Scoring	221	303
Points per game	18.4	25.3
Points Off Turnovers	30	53
First Downs	216	242
Rushing	62	70
Passing	136	138
Penalty	18	34
Rushing Yardage	1039	1154
Yards gained rushing	1366	1348
Yards lost rushing	327	194
Rushing attempts	338	345
Average per rush	3.1	3.3
Average per game	86.6	96.2
TDs Rushing	4	17
Passing Yardage	2906	2936
Comp-Att-Int	259-398-11	269-411-10
Average per pass	7.3	7.1
Average per catch	11.2	10.9
Average per game	242.2	244.7
TDs Passing	17	19
Total offense	3945	4090
Total plays	736	756
Average per play	5.4	5.4
Average per game	328.8	340.8
Kick returns: #-Yards	15-280	17-306
Punt returns: #-Yards	5-56	13-81
Int returns: #-Yards	10-177	11-9
Kick return average	18.7	18.0
Punt return average	11.2	6.2
Int return average	17.7	0.8
Fumbles-Lost	12-6	10-3
Penalties-Yards	98-827	58-496
Average per game	68.9	41.3
Punts-Yards	43-1832	38-1623
Average per punt	42.6	42.7
Net punt average	39.3	40.7
Kickoffs-Yards	53-3322	64-3893
Average per kick	62.7	60.8
Net kick average	40.5	38.5
Time of possession / game	31:08	28:52
3rd-down conversion	67/157	75/155
3rd-down pct	43%	48%
4th-down conversion	8/16	5/13



2024-25 UCLA Football
Overall Team Statistics
All games

Page 2/2
as of Aug 26, 2025

	UCLA	OPP
4th-down pct	50%	38%
Sacks by-Yards	22-133	34-234
Misc Yards	0	0
Touchdowns scored	23	36
Field goals - attempts	20-25	18-19
On-Side kicks	0-1	0-2
Red-zone scores	(30-37) 81%	(43-46) 93%
Red-zone touchdowns	(14-37) 38%	(32-46) 70%
PAT-attempts	(21-21) 100%	(31-33) 94%
2-point conversion-attempts	(1-2) 50%	(1-3) 33%
Attendance	280832	435546
Games / Avg per game	6/46805	6/72591
Neutral site games	-	0/0

Score by Periods

Team	1st	2nd	3rd	4th	OT	TOT
UCLA	36	81	57	47	0	221
Opponents	62	88	60	93	0	303



2024-25 UCLA Football Combined Team Statistics All games

Page 1/3
as of Aug 26, 2025

Team Results

	Date	Opponent		Score	Att.
	08/31/2024	at Hawaii	W	16-13	15194
*	09/14/2024	Indiana	L	13-42	47811
	09/21/2024	at LSU	L	17-34	100315
*	09/28/2024	Oregon	L	13-34	43051
*	10/05/2024	at Penn St.	L	11-27	110047
*	10/12/2024	Minnesota	L	17-21	42012
*	10/19/2024	at Rutgers	W	35-32	53726
*	11/02/2024	at Nebraska	W	27-20	87453
*	11/08/2024	Iowa	W	20-17	53467
*	11/15/2024	at Washington	L	19-31	68811
*	11/23/2024	Southern California	L	13-19	59473
	11/30/2024	Fresno St.	W	20-13	35018

Rushing

Player	gp	att	gain	loss	net	avg	td	lg	avg/g
T.J. Harden	12	124	536	30	506	4.1	2	40	42.2
Keegan Jones	12	47	188	9	179	3.8	1	22	14.9
Jalen Berger	8	48	182	4	178	3.7	0	18	22.3
Ethan Garbers	11	83	368	232	136	1.6	1	57	12.4
Anthony Frias II	11	15	47	0	47	3.1	0	8	4.3
Carter Shaw	6	2	9	0	9	4.5	0	9	1.5
Kwazi Gilmer	12	1	8	0	8	8.0	0	8	0.7
J.Michael Sturdivant	11	1	5	0	5	5.0	0	5	0.5
Titus Mokiao-Atimalala	9	1	2	0	2	2.0	0	2	0.2
Justyn Martin	3	8	21	30	-9	-1.1	0	8	-3.0
Team	12	8	0	22	-22	-2.8	0	0	-1.8
Total	12	338	1366	327	1039	3.1	4	57	86.6
Opponents	12	345	1348	194	1154	3.3	17	30	96.2

Passing

Player	gp	effic	comp-att-int	pct	yds	td	lg	avg/g
Ethan Garbers	11	136.3	235-363-11	64.7	2727	16	67	247.9
Justyn Martin	3	121.0	24-35-0	68.6	179	1	53	59.7
Total	12	135.0	259-398-11	65.1	2906	17	67	242.2
Opponents	12	135.8	269-411-10	65.5	2936	19	64	244.7

Receiving

Player	gp	no.	yds	avg	td	lg	avg/g
Moliki Matavao	11	41	506	12.3	2	35	46.0
T.J. Harden	12	40	368	9.2	1	53	30.7
Kwazi Gilmer	12	31	345	11.1	2	48	28.8
Logan Loya	12	29	348	12.0	4	29	29.0
Titus Mokiao-Atimalala	9	28	294	10.5	1	28	32.7
J.Michael Sturdivant	11	22	315	14.3	2	45	28.6
Keegan Jones	12	19	201	10.6	1	67	16.8
Jack Pedersen	12	12	126	10.5	1	23	10.5
Rico Flores Jr.	4	12	187	15.6	1	53	46.8
Bryce Pierre	10	11	94	8.5	0	16	9.4
Jalen Berger	8	10	59	5.9	2	12	7.4
Anthony Frias II	11	2	18	9.0	0	14	1.6
Carter Shaw	6	2	45	22.5	0	27	7.5
Total	12	259	2906	11.2	17	67	242.2
Opponents	12	269	2936	10.9	19	64	244.7

Game Records

Record	Overall	Home	Away	Neutral
ALL GAMES	5-7	2-4	3-3	0-0
CONFERENCE	3-6	1-4	2-2	0-0
NON-CONFERENCE	2-1	1-0	1-1	0-0

Team Statistics

	UCLA	OPP
First Downs	216	242
Rushing	62	70
Passing	136	138
Penalty	18	34
Rushing Yardage	1039	1154
Rushing attempts	338	345
Average per rush	3.1	3.3
Average per game	86.6	96.2
TDs Rushing	4	17
Passing Yardage	2906	2936
Comp-Att-Int	259-398-11	269-411-10
Average per pass	7.3	7.1
Average per catch	11.2	10.9
Average per game	242.2	244.7
TDs Passing	17	19
Total offense	3945	4090
Average per play	5.4	5.4
Average per game	328.8	340.8
Kick returns: #-Yards	15-280	17-306
Punt returns: #-Yards	5-56	13-81
Int returns: #-Yards	10-177	11-9
Fumbles-Lost	12-6	10-3
Penalties-Yards	98-827	58-496
Punts-Avg	43-42.6	38-42.7
Time of possession / game	31:08	28:52
3rd-down conversion	67/157	75/155
4th-down conversion	8/16	5/13
PAT-attempts	(21-21) 100%	(31-33) 94%
2-point conversion-attempts	(1-2) 50%	(1-3) 33%

Interceptions

Player	no.	yds	avg	td	lg
Kain Medrano	2	49	24.5	1	38
Bryan Addison	2	106	53.0	1	96
Carson Schwesinger	2	13	6.5	0	13
Ramon Henderson	1	0	0.0	0	0
Kaylin Moore	1	0	0.0	0	0
D.J. Justice	1	0	0.0	0	0
Devin Kirkwood	1	9	9.0	0	9
Total	10	177	17.7	2	96
Opponents	11	9	0.8	0	7



2024-25 UCLA Football Combined Team Statistics All games

Page 2/3
as of Aug 26, 2025

Field Goals

Player	fg	pct.	01-19	20-29	30-39	40-49	50-99	lg	blk
Mateen Bhaghani	20-24	83.3	0-0	10-10	4-4	3-5	3-5	57	0
Blake Glessner	0-1	0.0	0-0	0-0	0-0	0-0	0-1	0	0
Opponents	18-19	94.7	1-1	7-7	3-3	7-8	0-0	49	0

Scoring

Player	td	fg	PAT						pts
			kick	rush	rcv	pass	dxp	saf	
Mateen Bhaghani	-	20-24	20-20	-	-	-	-	-	80
Logan Loya	4	-	-	-	-	-	-	-	24
T.J. Harden	3	-	-	-	-	-	-	-	18
Keegan Jones	2	-	-	-	1	-	-	-	14
Jalen Berger	2	-	-	-	-	-	-	-	12
J.Michael Sturdivant	2	-	-	-	-	-	-	-	12
Moliki Matavao	2	-	-	-	-	-	-	-	12
Kwazi Gilmer	2	-	-	-	-	-	-	-	12
Kain Medrano	1	-	-	-	-	-	-	-	6
Bryan Addison	1	-	-	-	-	-	-	-	6
Ethan Garbers	1	-	-	-	-	-	-	-	6
Titus Mokiao-Atimalala	1	-	-	-	-	-	-	-	6
Jack Pedersen	1	-	-	-	-	-	-	-	6
Rico Flores Jr.	1	-	-	-	-	-	-	-	6
Blake Glessner	-	0-1	1-1	-	-	-	-	-	1
Total	23	20-25	21-21	0	1	1	0	0	221
Opponents	36	18-19	31-33	0	1	1	0	0	303

Score by Periods

Team	1st	2nd	3rd	4th	OT	TOT
UCLA	36	81	57	47	0	221
Opponents	62	88	60	93	0	303

Punting

Player	no.	yds	avg	lg	tb	fc	i20	50+	blk
Brody Richter	40	1712	42.8	61	3	15	17	10	0
Chase Barry	2	79	39.5	62	0	0	0	1	0
Ethan Garbers	1	41	41.0	41	0	0	1	0	0
Total	43	1832	42.6	62	3	15	18	11	0
Opponents	38	1623	42.7	65	1	21	16	7	0

Punt Returns

Player	no.	yds	avg	td	lg
Logan Loya	5	56	11.2	0	18
Total	5	56	11.2	0	18
Opponents	13	81	6.2	0	13

Kick Returns

Player	no.	yds	avg	td	lg
Keegan Jones	12	251	20.9	0	34
Leo Kemp	2	17	8.5	0	9
Logan Loya	1	12	12.0	0	12
Total	15	280	18.7	0	34
Opponents	17	306	18.0	0	41

All Purpose

Player	g	rush	rcv	pr	kr	ir	total	avg/g
T.J. Harden	12	506	368	0	0	0	874	72.8
Keegan Jones	12	179	201	0	251	0	631	52.6
Moliki Matavao	11	0	506	0	0	0	506	46.0
Logan Loya	12	0	348	56	12	0	416	34.7
Kwazi Gilmer	12	8	345	0	0	0	353	29.4
J.Michael Sturdivant	11	5	315	0	0	0	320	29.1
Titus Mokiao-Atimalala	9	2	294	0	0	0	296	32.9
Jalen Berger	8	178	59	0	0	0	237	29.6
Rico Flores Jr.	4	0	187	0	0	0	187	46.8
Ethan Garbers	11	136	0	0	0	0	136	12.4
Jack Pedersen	12	0	126	0	0	0	126	10.5
Bryan Addison	12	0	0	0	0	106	106	8.8
Bryce Pierre	10	0	94	0	0	0	94	9.4
Anthony Frias II	11	47	18	0	0	0	65	5.9
Carter Shaw	6	9	45	0	0	0	54	9.0
Kain Medrano	12	0	0	0	0	49	49	4.1
Leo Kemp	11	0	0	0	17	0	17	1.5
Carson Schwesinger	12	0	0	0	0	13	13	1.1
Devin Kirkwood	12	0	0	0	0	9	9	0.8
Justyn Martin	3	-9	0	0	0	0	-9	-3.0
Total	12	1039	2906	56	280	177	4458	371.5
Opponents	12	1154	2936	81	306	9	4486	373.8

Total Offense

Player	g	plays	rush	pass	total	avg/g
Ethan Garbers	11	446	136	2727	2863	260.3
T.J. Harden	12	124	506	0	506	42.2
Keegan Jones	12	47	179	0	179	14.9
Jalen Berger	8	48	178	0	178	22.3
Justyn Martin	3	43	-9	179	170	56.7
Anthony Frias II	11	15	47	0	47	4.3
Carter Shaw	6	2	9	0	9	1.5
Kwazi Gilmer	12	1	8	0	8	0.7
J.Michael Sturdivant	11	1	5	0	5	0.5
Titus Mokiao-Atimalala	9	1	2	0	2	0.2
Total	12	736	1039	2906	3945	328.8
Opponents	12	756	1154	2936	4090	340.8



2024-25 UCLA Football
Combined Team Statistics
All games

Page 3/3
as of Aug 26, 2025

Team Defense

			Tackles				Sacks	Pass defense			Fumbles	blkd		
##	Player	gp	ua	a	tot	tfl/yds	no-yds	int-yds	brup	qbh	fr-yds	ff	kick	saf
49	Carson Schwesinger	12	90	46	136	8.5-40	4-35	2-13	3	3	.	1	.	.
20	Kain Medrano	12	50	22	72	11-23	1.5-6	2-49	4	4	1-12	3	.	.
2	Oluwafemi Oladejo	12	30	27	57	13.5-47	4.5-31	.	2	6
7	K.J. Wallace	12	38	12	50	9-20	1-7	.	10	1
4	Bryan Addison	12	31	13	44	1-2	.	2-106	5	.	1-0	.	.	.
9	Kaylin Moore	12	28	9	37	2-6	.	1-0	9	1	.	1	.	.
11	Ramon Henderson	12	22	12	34	1-4	1-4	1-0	4	2	.	1	.	.
6	Jaylin Davies	12	21	9	30	0.5-4	0.5-4	.	2
10	Ale Kaho	8	12	14	26	1-11	1-11	.	1
93	Jay Toia	12	15	10	25	2-4	1-2	.	1	3
3	Devin Kirkwood	12	14	10	24	1-4	0.5-3	1-9	4
92	Siale Taupaki	12	14	9	23	1-2	1-2
17	Jalen Woods	12	15	7	22	2-4	1-3	.	1	3
44	Devin Aupiu	11	11	4	15	4.5-11	1.5-8	.	1	1	.	1	.	.
22	Croix Stewart	10	9	3	12
95	Sitiveni Havili Kaufusi	11	5	5	10	1-4
97	Jacob Busic	10	6	4	10	1-1	1-1	.	.	1
30	Joseph Vaughn	12	7	1	8
98	Luke Schuermann	12	6	2	8	2-10	1-9
21	JonJon Vaughns	4	1	3	4	0.5-1
94	Cherif Seye	9	2	2	4	0.5-4	0.5-4	.	1	1
29	Evan Thomas	7	2	1	3
18	Jadyn Marshall	11	2	1	3	1-0	.	.	.
46	Travis Drosos	11	2	.	2	1	.	.
29	Anthony Frias II	11	2	.	2
33	Ty Lee	12	2	.	2
47	Wyatt Mosier	12	2	.	2
55	A.J. Fuimaono	12	1	1	2
3	Kwazi Gilmer	12	2	.	2
83	Russell Weir	3	1	1	2
15	Drew Tuazama	2	1	.	1
23	Anthony Adkins	8	1	.	1
0	Jalen Berger	8	1	.	1
17	Logan Loya	12	1	.	1
19	D.J. Justice	3	1	.	1	.	.	1-0
99	Keanu Williams	2	1	.	1	1-3	1-3	.	.	1
28	Jack Pedersen	12	1	.	1
94	Mateen Bhaghani	12	1	.	1
14	Carter Shaw	6	1	.	1
1	Kanye Clark	2	1	.	1	.	.	.	2
Totals		12	453	228	681	64-205	22-133	10-177	50	27	3-12	8	0	0
Opponents		12	425	272	697	65-304	34-234	11-9	42	35	6-2	8	0	0



2024-25 UCLA Football Individual Statistics All games

Page 1/4
as of Aug 26, 2025

Rushing

Player	gp	att	gain	loss	net	avg	td	lg	avg/g
T.J. Harden	12	124	536	30	506	4.1	2	40	42.2
Keegan Jones	12	47	188	9	179	3.8	1	22	14.9
Jalen Berger	8	48	182	4	178	3.7	0	18	22.3
Ethan Garbers	11	83	368	232	136	1.6	1	57	12.4
Anthony Frias II	11	15	47	0	47	3.1	0	8	4.3
Carter Shaw	6	2	9	0	9	4.5	0	9	1.5
Kwazi Gilmer	12	1	8	0	8	8.0	0	8	0.7
J.Michael Sturdivant	11	1	5	0	5	5.0	0	5	0.5
Titus Mokiao-Atimalala	9	1	2	0	2	2.0	0	2	0.2
Justyn Martin	3	8	21	30	-9	-1.1	0	8	-3.0
Team	12	8	0	22	-22	-2.8	0	0	-1.8
Total	12	338	1366	327	1039	3.1	4	57	86.6
Opponents	12	345	1348	194	1154	3.3	17	30	96.2

Passing

Player	gp	effic	comp-att-int	pct	yds	td	lg	avg/g
Ethan Garbers	11	136.3	235-363-11	64.7	2727	16	67	247.9
Justyn Martin	3	121.0	24-35-0	68.6	179	1	53	59.7
Total	12	135.0	259-398-11	65.1	2906	17	67	242.2
Opponents	12	135.8	269-411-10	65.5	2936	19	64	244.7

Receiving

Player	gp	no.	yds	avg	td	lg	avg/g
Moliki Matavaao	11	41	506	12.3	2	35	46.0
T.J. Harden	12	40	368	9.2	1	53	30.7
Kwazi Gilmer	12	31	345	11.1	2	48	28.8
Logan Loya	12	29	348	12.0	4	29	29.0
Titus Mokiao-Atimalala	9	28	294	10.5	1	28	32.7
J.Michael Sturdivant	11	22	315	14.3	2	45	28.6
Keegan Jones	12	19	201	10.6	1	67	16.8
Jack Pedersen	12	12	126	10.5	1	23	10.5
Rico Flores Jr.	4	12	187	15.6	1	53	46.8
Bryce Pierre	10	11	94	8.5	0	16	9.4
Jalen Berger	8	10	59	5.9	2	12	7.4
Anthony Frias II	11	2	18	9.0	0	14	1.6
Carter Shaw	6	2	45	22.5	0	27	7.5
Total	12	259	2906	11.2	17	67	242.2
Opponents	12	269	2936	10.9	19	64	244.7

Punt Returns

Player	no.	yds	avg	td	lg
Logan Loya	5	56	11.2	0	18
Total	5	56	11.2	0	18
Opponents	13	81	6.2	0	13

Interceptions

Player	no.	yds	avg	td	lg
Kain Medrano	2	49	24.5	1	38
Bryan Addison	2	106	53.0	1	96
Carson Schwesinger	2	13	6.5	0	13
Ramon Henderson	1	0	0.0	0	0
Kaylin Moore	1	0	0.0	0	0
D.J. Justice	1	0	0.0	0	0
Devin Kirkwood	1	9	9.0	0	9
Total	10	177	17.7	2	96
Opponents	11	9	0.8	0	7

Kick Returns

Player	no.	yds	avg	td	lg
Keegan Jones	12	251	20.9	0	34
Leo Kemp	2	17	8.5	0	9
Logan Loya	1	12	12.0	0	12
Total	15	280	18.7	0	34
Opponents	17	306	18.0	0	41

Fumbles Recovered

Player	no.	yds	avg	td	lg
Kain Medrano	1	12	12.0	0	12
Bryan Addison	1	0	0.0	0	0
Jadyn Marshall	1	0	0.0	0	0
Total	3	12	4.0	0	12
Opponents	6	2	0.3	0	2



2024-25 UCLA Football
Individual Statistics
All games

Page 2/4
as of Aug 26, 2025

Scoring

			PAT						
Player	td	fg	kick	rush	rcv	pass	dxp	saf	pts
Mateen Bhaghani	-	20-24	20-20	-	-	-	-	-	80
Logan Loya	4	-	-	-	-	-	-	-	24
T.J. Harden	3	-	-	-	-	-	-	-	18
Keegan Jones	2	-	-	-	1	-	-	-	14
Jalen Berger	2	-	-	-	-	-	-	-	12
J.Michael Sturdivant	2	-	-	-	-	-	-	-	12
Moliki Matavao	2	-	-	-	-	-	-	-	12
Kwazi Gilmer	2	-	-	-	-	-	-	-	12
Kain Medrano	1	-	-	-	-	-	-	-	6
Bryan Addison	1	-	-	-	-	-	-	-	6
Ethan Garbers	1	-	-	-	-	-	-	-	6
Titus Mokiao-Atimalala	1	-	-	-	-	-	-	-	6
Jack Pedersen	1	-	-	-	-	-	-	-	6
Rico Flores Jr.	1	-	-	-	-	-	-	-	6
Blake Glessner	-	0-1	1-1	-	-	-	-	-	1
Total	23	20-25	21-21	0	1	1	0	0	221
Opponents	36	18-19	31-33	0	1	1	0	0	303

Field Goals

Player	fg	pct.	01-19	20-29	30-39	40-49	50-99	lg	blk
Mateen Bhaghani	20-24	83.3	0-0	10-10	4-4	3-5	3-5	57	0
Blake Glessner	0-1	0.0	0-0	0-0	0-0	0-0	0-1	0	0
Opponents	18-19	94.7	1-1	7-7	3-3	7-8	0-0	49	0

FG Sequence

Team Name	UCLA	Opponents
Hawaii	52,(22),(37),(32)	(28),(28)
Indiana	41,(28),(34)	
LSU	(47)	(22),(32)
Oregon	(27),(54)	(41),(42)
Penn St.	(25)	(25),(40)
Minnesota	(34)	43
Rutgers	54	(49),(35)
Nebraska	(25),(26)	
Iowa	(57),57,(27)	(24),(1)
Washington	(28),(40),44	(41)
Southern California	(51),(29)	(19),(23),(22),(30)
Fresno St.	(23),(40)	(48),(42)

Numbers in (parentheses) indicate field goal was made

Total Offense

Player	g	plays	rush	pass	total	avg/g
Ethan Garbers	11	446	136	2727	2863	260.3
T.J. Harden	12	124	506	0	506	42.2
Keegan Jones	12	47	179	0	179	14.9
Jalen Berger	8	48	178	0	178	22.3
Justyn Martin	3	43	-9	179	170	56.7
Anthony Frias II	11	15	47	0	47	4.3
Carter Shaw	6	2	9	0	9	1.5
Kwazi Gilmer	12	1	8	0	8	0.7
J.Michael Sturdivant	11	1	5	0	5	0.5
Titus Mokiao-Atimalala	9	1	2	0	2	0.2
Team	12	0	-22	0	-22	-1.8
Total	12	736	1039	2906	3945	328.8
Opponents	12	756	1154	2936	4090	340.8

Punting

Player	no.	yds	avg	lg	tb	fc	i20	50+	blk
Brody Richter	40	1712	42.8	61	3	15	17	10	0
Chase Barry	2	79	39.5	62	0	0	0	1	0
Ethan Garbers	1	41	41.0	41	0	0	1	0	0
Total	43	1832	42.6	62	3	15	18	11	0
Opponents	38	1623	42.7	65	1	21	16	7	0

Kickoffs

Player	no.	yds	avg	tb	ob	retn	net	ydl
Mateen Bhaghani	50	3162	63.2	24	2			
Blake Glessner	3	160	53.3	1	0			
Total	53	3322	62.7	25	2	16	40.5	24
Opponents	64	3893	60.8	33	3	15	38.5	26



2024-25 UCLA Football
Individual Statistics
All games

Page 3/4
as of Aug 26, 2025

All Purpose

Player	g	rush	rcv	pr	kr	ir	total	avg/g
T.J. Harden	12	506	368	0	0	0	874	72.8
Keegan Jones	12	179	201	0	251	0	631	52.6
Moliki Matavao	11	0	506	0	0	0	506	46.0
Logan Loya	12	0	348	56	12	0	416	34.7
Kwazi Gilmer	12	8	345	0	0	0	353	29.4
J.Michael Sturdivant	11	5	315	0	0	0	320	29.1
Titus Mokiao-Atimalala	9	2	294	0	0	0	296	32.9
Jalen Berger	8	178	59	0	0	0	237	29.6
Rico Flores Jr.	4	0	187	0	0	0	187	46.8
Ethan Garbers	11	136	0	0	0	0	136	12.4
Jack Pedersen	12	0	126	0	0	0	126	10.5
Bryan Addison	12	0	0	0	0	106	106	8.8
Bryce Pierre	10	0	94	0	0	0	94	9.4
Anthony Frias II	11	47	18	0	0	0	65	5.9
Carter Shaw	6	9	45	0	0	0	54	9.0
Kain Medrano	12	0	0	0	0	49	49	4.1
Leo Kemp	11	0	0	0	17	0	17	1.5
Carson Schwesinger	12	0	0	0	0	13	13	1.1
Devin Kirkwood	12	0	0	0	0	9	9	0.8
Justyn Martin	3	-9	0	0	0	0	-9	-3.0
Team	12	-22	0	0	0	0	-22	-1.8
Total	12	1039	2906	56	280	177	4458	371.5
Opponents	12	1154	2936	81	306	9	4486	373.8